

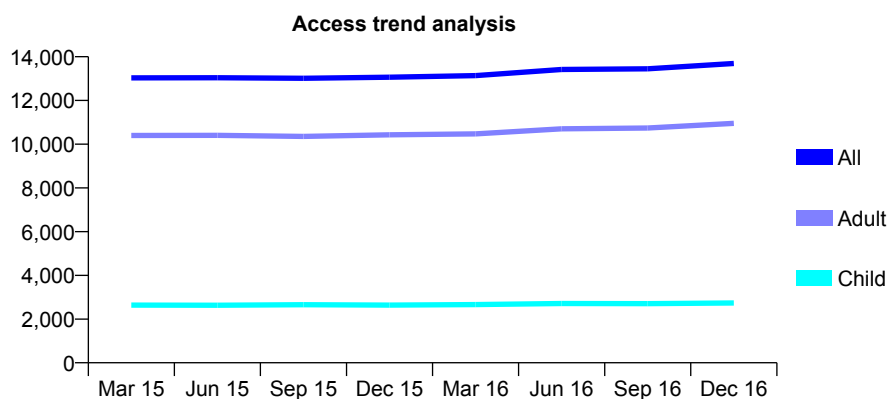
Q64 - Vital Signs At a Glance Contract Report for 101192/0008 - December 2016

Name or company name	Community Dental Centres Ltd
Contract type name	GDS Contract
Purpose of contract	General
Contract start date	01/04/2006
Contract end date	

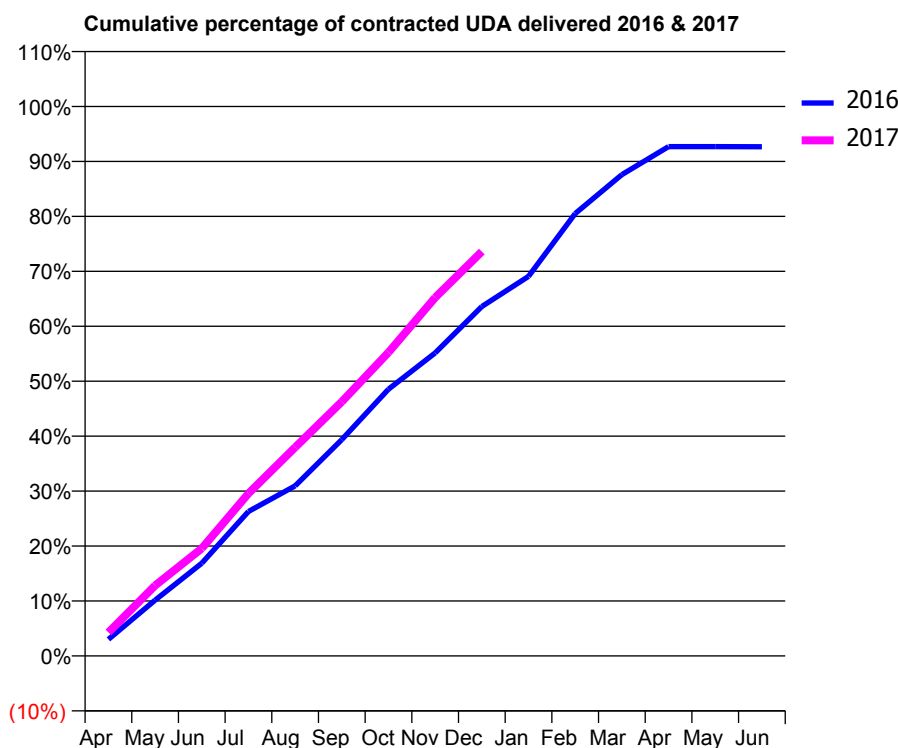
16/17 Contracted general activity (UDA)	35,500
Carry forward general activity (UDA)	0
16/17 Contracted orthodontic activity (UOA)	0
Carry forward orthodontic activity (UOA)	0
Baseline contract value	£840,089.75

ACCESS*

Patients seen in 24 months	Total	Change since previous quarter
Quarter ending December 2015	13,066	
Quarter ending March 2016	13,135	→
Quarter ending June 2016	13,417	↑
Quarter ending September 2016	13,449	→
Quarter ending December 2016	13,690	→
Variance since December 2015	4.8%	↑



ACTIVITY



Month	Adjusted Scheduled Activity (UDA)	
	2016	2017
April	1,076	1,522
May	3,604	4,550
June	5,988	6,944
July	9,334	10,494
August	10,987	13,476
September	13,976	16,426
October	17,230	19,611
November	19,573	23,155
December	22,579	26,127
January	24,520	
February	28,576	
March	31,091	
April	32,902	
May	32,904	
June	32,896	

QUALITY

	Quantity	Base Number	Contract	AT	Region	England
% of FP17s for the same patient ID Re-attending within 3 months - Children	189	2,961	6.4%	9.7%	11.9%	12.4%
% of FP17s for the same patient ID Re-attending within 3 months - Adults	1,459	10,170	14.3%	14.2%	16.5%	16.6%
% of FP17s for the same patient ID Re-attending between 3 & 9 months - Children	1,740	2,961	58.8%	60.5%	60.2%	57.5%
% of FP17s for the same patient ID Re-attending between 3 & 9 months - Adults	4,545	10,170	44.7%	52.5%	52.0%	50.4%
% of FP17s for Band 1 Urgent Courses	1,115	12,317	9.1%	7.9%	9.5%	9.1%
% of FP17s Relating to Free Repair or Replacements	88	12,317	0.7%	0.8%	0.7%	0.8%
% of FP17s Relating to Continuations	238	12,317	1.9%	1.2%	1.2%	1.3%
% of Patients satisfied with the dentistry they have received	30	32	93.8%	92.7%	92.9%	92.7%
% of Patients satisfied with the time they had to wait for an appointment	30	32	93.8%	89.4%	88.8%	88.8%

* This is based on patients treated on this contract for their most recent course of treatment. Figures in italics indicate the base number of FP17s or Patient Questionnaire responses are less than 100. N/A is shown where the base number of responses is less than 10 during the period. % is calculated as Quantity/Base number*100

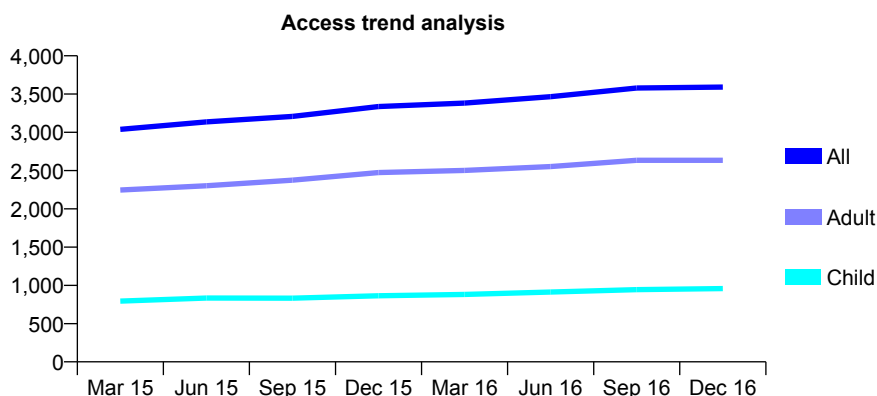
Q64 - Vital Signs At a Glance Contract Report for 101192/0010 - December 2016

Name or company name	Community Dental Centres Ltd
Contract type name	GDS Contract
Purpose of contract	General
Contract start date	01/11/2008
Contract end date	

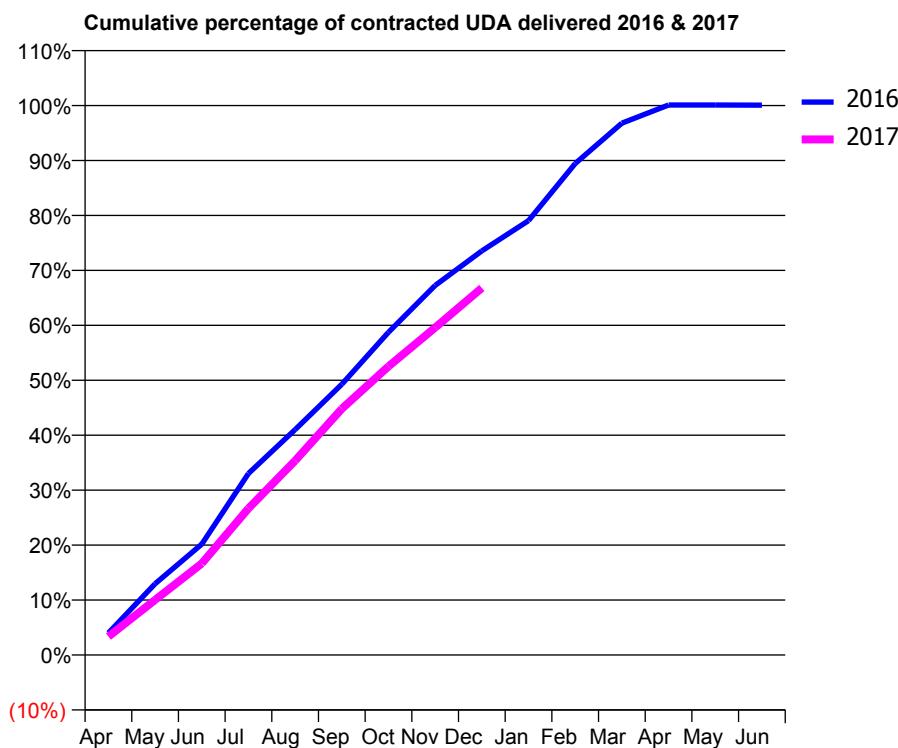
16/17 Contracted general activity (UDA)	12,044
Carry forward general activity (UDA)	-7
16/17 Contracted orthodontic activity (UOA)	0
Carry forward orthodontic activity (UOA)	0
Baseline contract value	£283,059.32

ACCESS*

Patients seen in 24 months	Total	Change since previous quarter
Quarter ending December 2015	3,337	
Quarter ending March 2016	3,383	→
Quarter ending June 2016	3,465	↑
Quarter ending September 2016	3,579	↑
Quarter ending December 2016	3,591	→
Variance since December 2015	7.6%	↑



ACTIVITY



Month	Adjusted Scheduled Activity (UDA)	
	2016	2017
April	483	404
May	1,561	1,209
June	2,429	2,007
July	3,979	3,215
August	4,941	4,260
September	5,934	5,397
October	7,073	6,328
November	8,099	7,178
December	8,858	8,044
January	9,522	
February	10,773	
March	11,658	
April	12,055	
May	12,055	
June	12,051	

QUALITY

	Quantity	Base Number	Contract	AT	Region	England
% of FP17s for the same patient ID Re-attending within 3 months - Children	74	979	7.6%	9.7%	11.9%	12.4%
% of FP17s for the same patient ID Re-attending within 3 months - Adults	318	2,420	13.1%	14.2%	16.5%	16.6%
% of FP17s for the same patient ID Re-attending between 3 & 9 months - Children	522	979	53.3%	60.5%	60.2%	57.5%
% of FP17s for the same patient ID Re-attending between 3 & 9 months - Adults	1,113	2,420	46.0%	52.5%	52.0%	50.4%
% of FP17s for Band 1 Urgent Courses	365	3,280	11.1%	7.9%	9.5%	9.1%
% of FP17s Relating to Free Repair or Replacements	18	3,280	0.5%	0.8%	0.7%	0.8%
% of FP17s Relating to Continuations	43	3,280	1.3%	1.2%	1.2%	1.3%
% of Patients satisfied with the dentistry they have received	1	1	N/A	92.7%	92.9%	92.7%
% of Patients satisfied with the time they had to wait for an appointment	0	1	N/A	89.4%	88.8%	88.8%

* This is based on patients treated on this contract for their most recent course of treatment. Figures in italics indicate the base number of FP17s or Patient Questionnaire responses are less than 100. N/A is shown where the base number of responses is less than 10 during the period. % is calculated as Quantity/Base number*100

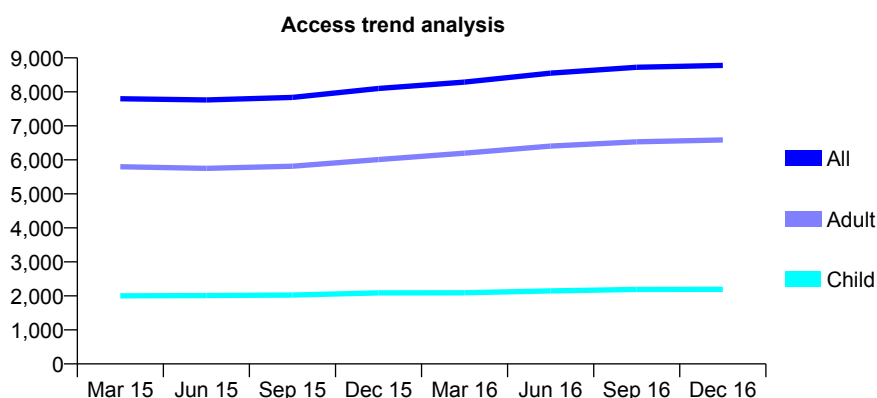
Q64 - Vital Signs At a Glance Contract Report for 101281/0022 - December 2016

Name or company name	OASIS DENTAL CARE LTD
Contract type name	PDS Contract
Purpose of contract	General
Contract start date	01/04/2006
Contract end date	17/05/2020

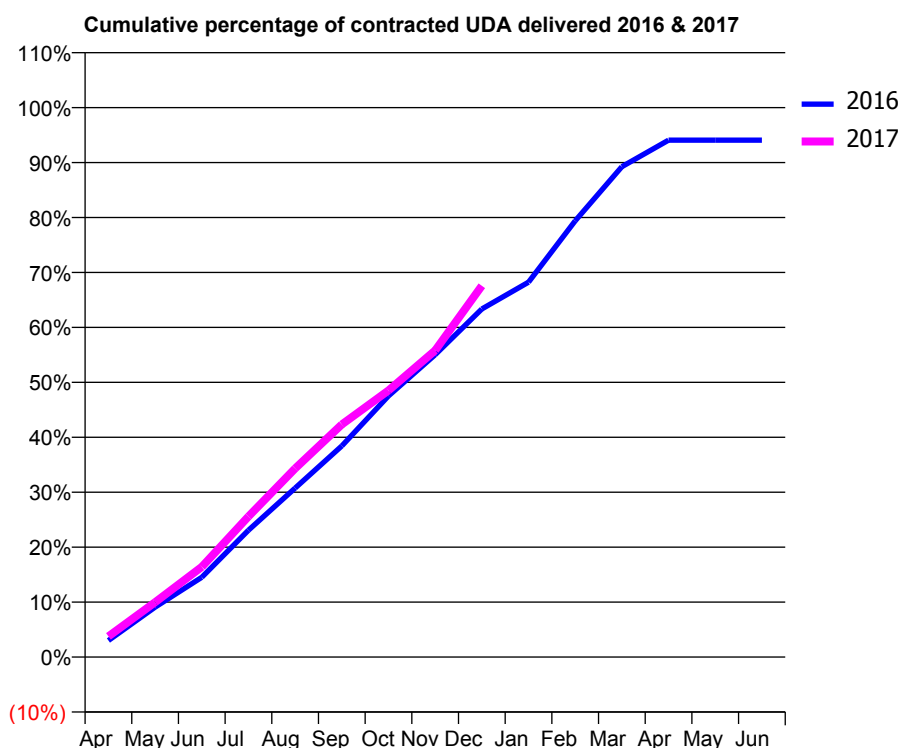
16/17 Contracted general activity (UDA)	26,000
Carry forward general activity (UDA)	0
16/17 Contracted orthodontic activity (UOA)	0
Carry forward orthodontic activity (UOA)	0
Baseline contract value	£600,749.66

ACCESS*

Patients seen in 24 months	Total	Change since previous quarter
Quarter ending December 2015	8,099	
Quarter ending March 2016	8,290	↑
Quarter ending June 2016	8,551	↑
Quarter ending September 2016	8,723	↑
Quarter ending December 2016	8,780	→
Variance since December 2015	8.4%	↑



ACTIVITY



Month	Adjusted Scheduled Activity (UDA)	
	2016	2017
April	788	981
May	2,365	2,596
June	3,778	4,268
July	6,006	6,654
August	7,998	8,922
September	9,994	11,007
October	12,358	12,616
November	14,307	14,511
December	16,469	17,568
January	17,740	
February	20,639	
March	23,203	
April	24,458	
May	24,458	
June	24,458	

QUALITY

	Quantity	Base Number	Contract	AT	Region	England
% of FP17s for the same patient ID Re-attending within 3 months - Children	174	2,273	7.7%	9.7%	11.9%	12.4%
% of FP17s for the same patient ID Re-attending within 3 months - Adults	1,185	6,944	17.1%	14.2%	16.5%	16.6%
% of FP17s for the same patient ID Re-attending between 3 & 9 months - Children	1,229	2,273	54.1%	60.5%	60.2%	57.5%
% of FP17s for the same patient ID Re-attending between 3 & 9 months - Adults	3,295	6,944	47.5%	52.5%	52.0%	50.4%
% of FP17s for Band 1 Urgent Courses	986	8,725	11.3%	7.9%	9.5%	9.1%
% of FP17s Relating to Free Repair or Replacements	67	8,725	0.8%	0.8%	0.7%	0.8%
% of FP17s Relating to Continuations	144	8,725	1.7%	1.2%	1.2%	1.3%
% of Patients satisfied with the dentistry they have received	20	22	90.9%	92.7%	92.9%	92.7%
% of Patients satisfied with the time they had to wait for an appointment	18	22	81.8%	89.4%	88.8%	88.8%

* This is based on patients treated on this contract for their most recent course of treatment. Figures in italics indicate the base number of FP17s or Patient Questionnaire responses are less than 100. N/A is shown where the base number of responses is less than 10 during the period. % is calculated as Quantity/Base number*100

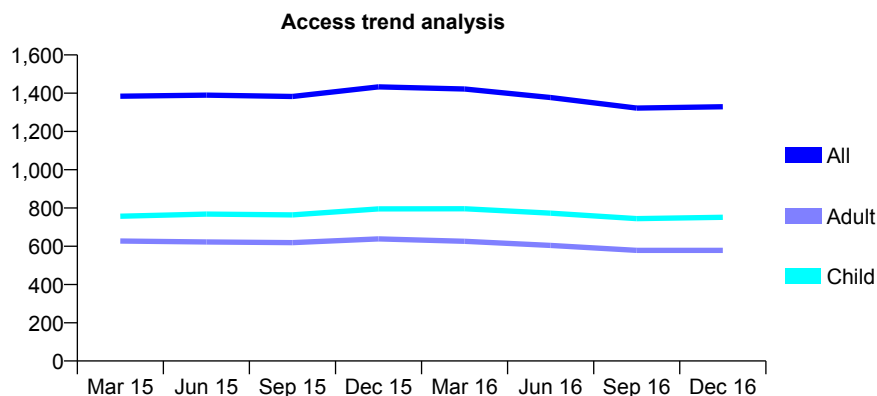
Q64 - Vital Signs At a Glance Contract Report for 101281/0110 - December 2016

Name or company name	OASIS DENTAL CARE LTD
Contract type name	PDS Contract
Purpose of contract	General
Contract start date	01/04/2006
Contract end date	30/09/2018

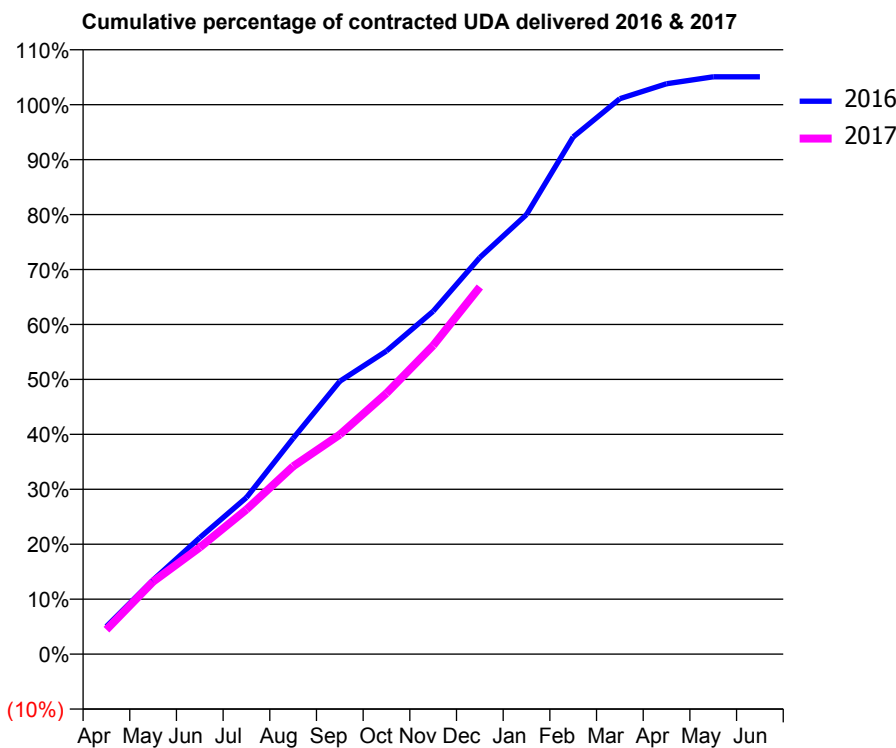
16/17 Contracted general activity (UDA)	3,915
Carry forward general activity (UDA)	-78
16/17 Contracted orthodontic activity (UOA)	0
Carry forward orthodontic activity (UOA)	0
Baseline contract value	£90,510.41

ACCESS*

Patients seen in 24 months	Total	Change since previous quarter
Quarter ending December 2015	1,433	
Quarter ending March 2016	1,422	→
Quarter ending June 2016	1,377	↓
Quarter ending September 2016	1,322	↓
Quarter ending December 2016	1,329	→
Variance since December 2015	(7.3%)	↓



ACTIVITY



Month	Adjusted Scheduled Activity (UDA)	
	2016	2017
April	197	175
May	529	516
June	830	761
July	1,116	1,031
August	1,538	1,339
September	1,944	1,564
October	2,160	1,859
November	2,443	2,199
December	2,826	2,616
January	3,132	
February	3,685	
March	3,958	
April	4,064	
May	4,113	
June	4,113	

QUALITY

	Quantity	Base Number	Contract	AT	Region	England
% of FP17s for the same patient ID Re-attending within 3 months - Children	112	853	13.1%	9.7%	11.9%	12.4%
% of FP17s for the same patient ID Re-attending within 3 months - Adults	92	518	17.8%	14.2%	16.5%	16.6%
% of FP17s for the same patient ID Re-attending between 3 & 9 months - Children	483	853	56.6%	60.5%	60.2%	57.5%
% of FP17s for the same patient ID Re-attending between 3 & 9 months - Adults	269	518	51.9%	52.5%	52.0%	50.4%
% of FP17s for Band 1 Urgent Courses	115	1,303	8.8%	7.9%	9.5%	9.1%
% of FP17s Relating to Free Repair or Replacements	14	1,303	1.1%	0.8%	0.7%	0.8%
% of FP17s Relating to Continuations	0	1,303	0.0%	1.2%	1.2%	1.3%
% of Patients satisfied with the dentistry they have received	1	1	N/A	92.7%	92.9%	92.7%
% of Patients satisfied with the time they had to wait for an appointment	1	1	N/A	89.4%	88.8%	88.8%

* This is based on patients treated on this contract for their most recent course of treatment. Figures in italics indicate the base number of FP17s or Patient Questionnaire responses are less than 100. N/A is shown where the base number of responses is less than 10 during the period. % is calculated as Quantity/Base number*100

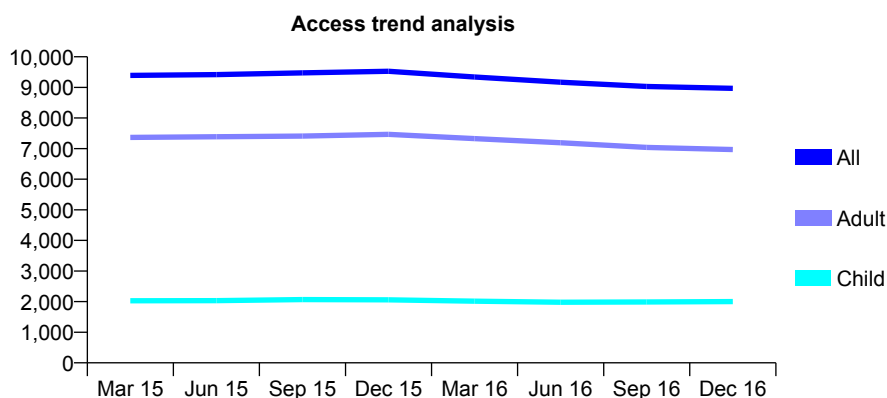
Q64 - Vital Signs At a Glance Contract Report for 101281/0188 - December 2016

Name or company name	OASIS DENTAL CARE LTD
Contract type name	GDS Contract
Purpose of contract	General
Contract start date	23/10/2008
Contract end date	

16/17 Contracted general activity (UDA)	32,000
Carry forward general activity (UDA)	0
16/17 Contracted orthodontic activity (UOA)	0
Carry forward orthodontic activity (UOA)	0
Baseline contract value	£746,782.75

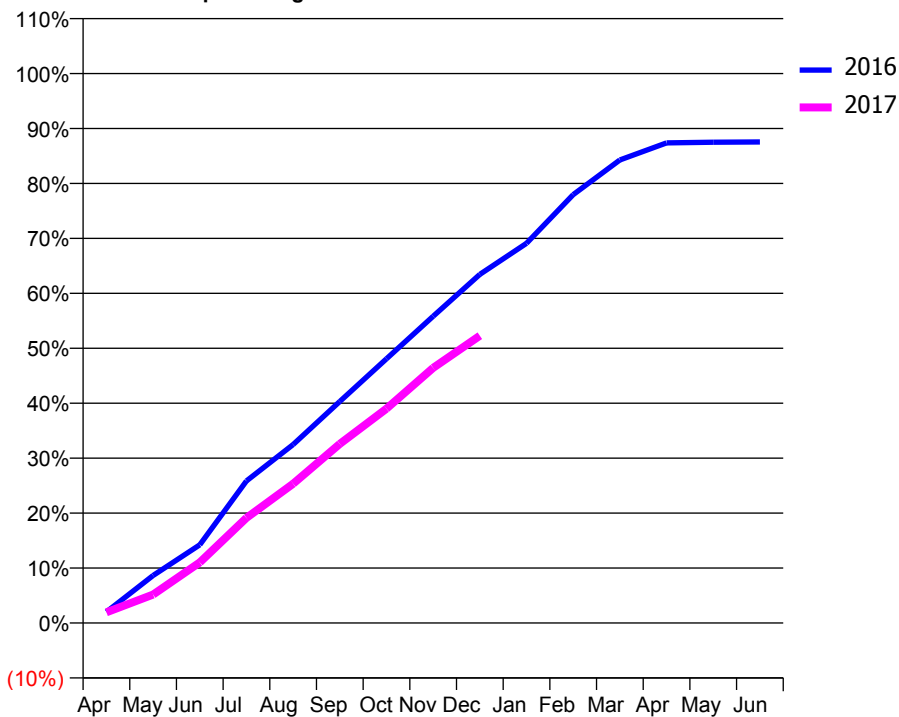
ACCESS*

Patients seen in 24 months	Total	Change since previous quarter
Quarter ending December 2015	9,529	
Quarter ending March 2016	9,341	↓
Quarter ending June 2016	9,171	↓
Quarter ending September 2016	9,030	↓
Quarter ending December 2016	8,971	→
Variance since December 2015	(5.9%)	↓



ACTIVITY

Cumulative percentage of contracted UDA delivered 2016 & 2017



Month	Adjusted Scheduled Activity (UDA)	
	2016	2017
April	646	627
May	2,771	1,656
June	4,551	3,526
July	8,276	6,126
August	10,391	8,109
September	12,898	10,436
October	15,386	12,481
November	17,861	14,860
December	20,300	16,729
January	22,114	
February	24,943	
March	26,967	
April	27,957	
May	27,996	
June	28,017	

QUALITY

	Quantity	Base Number	Contract	AT	Region	England
% of FP17s for the same patient ID Re-attending within 3 months - Children	148	2,037	7.3%	9.7%	11.9%	12.4%
% of FP17s for the same patient ID Re-attending within 3 months - Adults	1,090	7,253	15.0%	14.2%	16.5%	16.6%
% of FP17s for the same patient ID Re-attending between 3 & 9 months - Children	1,105	2,037	54.2%	60.5%	60.2%	57.5%
% of FP17s for the same patient ID Re-attending between 3 & 9 months - Adults	4,132	7,253	57.0%	52.5%	52.0%	50.4%
% of FP17s for Band 1 Urgent Courses	798	8,822	9.0%	7.9%	9.5%	9.1%
% of FP17s Relating to Free Repair or Replacements	121	8,822	1.4%	0.8%	0.7%	0.8%
% of FP17s Relating to Continuations	123	8,822	1.4%	1.2%	1.2%	1.3%
% of Patients satisfied with the dentistry they have received	17	18	94.4%	92.7%	92.9%	92.7%
% of Patients satisfied with the time they had to wait for an appointment	14	18	77.8%	89.4%	88.8%	88.8%

* This is based on patients treated on this contract for their most recent course of treatment. Figures in italics indicate the base number of FP17s or Patient Questionnaire responses are less than 100. N/A is shown where the base number of responses is less than 10 during the period. % is calculated as Quantity/Base number*100

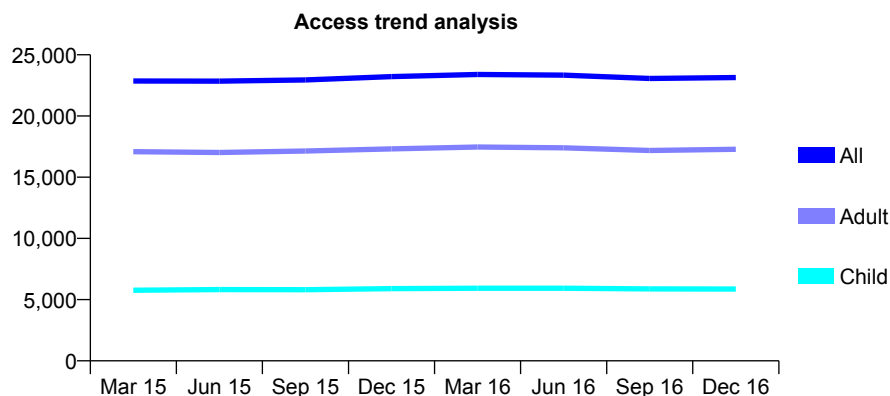
Q64 - Vital Signs At a Glance Contract Report for 101338/0028 - December 2016

Name or company name	Whitecross Dental Care Limited
Contract type name	GDS Contract
Purpose of contract	General
Contract start date	01/04/2006
Contract end date	

16/17 Contracted general activity (UDA)	64,500
Carry forward general activity (UDA)	100
16/17 Contracted orthodontic activity (UOA)	0
Carry forward orthodontic activity (UOA)	0
Baseline contract value	£1,479,993.39

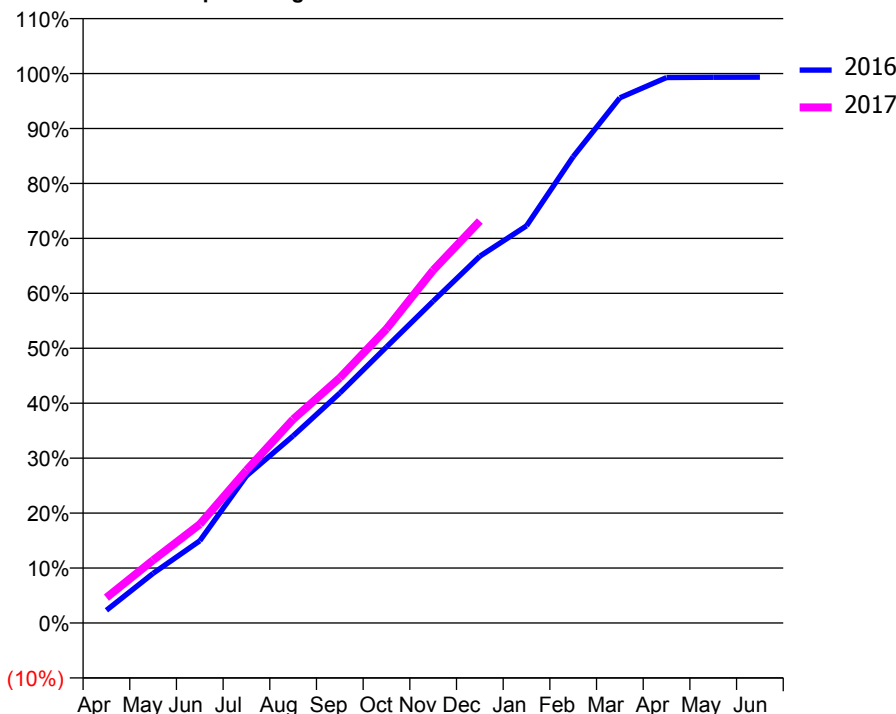
ACCESS*

Patients seen in 24 months	Total	Change since previous quarter
Quarter ending December 2015	23,214	
Quarter ending March 2016	23,395	→
Quarter ending June 2016	23,336	→
Quarter ending September 2016	23,063	↓
Quarter ending December 2016	23,146	→
Variance since December 2015	(0.3%)	→



ACTIVITY

Cumulative percentage of contracted UDA delivered 2016 & 2017



Adjusted Scheduled Activity (UDA)

Month	2016	2017
April	1,495	2,987
May	5,823	7,386
June	9,646	11,596
July	17,273	17,926
August	21,967	23,904
September	26,989	28,780
October	32,411	34,527
November	37,773	41,415
December	43,051	47,177
January	46,628	
February	54,747	
March	61,643	
April	64,030	
May	64,057	
June	64,072	

QUALITY

	Quantity	Base Number	Contract	AT	Region	England
% of FP17s for the same patient ID Re-attending within 3 months - Children	390	6,496	6.0%	9.7%	11.9%	12.4%
% of FP17s for the same patient ID Re-attending within 3 months - Adults	1,708	15,834	10.8%	14.2%	16.5%	16.6%
% of FP17s for the same patient ID Re-attending between 3 & 9 months - Children	3,909	6,496	60.2%	60.5%	60.2%	57.5%
% of FP17s for the same patient ID Re-attending between 3 & 9 months - Adults	7,930	15,834	50.1%	52.5%	52.0%	50.4%
% of FP17s for Band 1 Urgent Courses	876	21,203	4.1%	7.9%	9.5%	9.1%
% of FP17s Relating to Free Repair or Replacements	175	21,203	0.8%	0.8%	0.7%	0.8%
% of FP17s Relating to Continuations	399	21,203	1.9%	1.2%	1.2%	1.3%
% of Patients satisfied with the dentistry they have received	49	51	96.1%	92.7%	92.9%	92.7%
% of Patients satisfied with the time they had to wait for an appointment	48	51	94.1%	89.4%	88.8%	88.8%

* This is based on patients treated on this contract for their most recent course of treatment. Figures in italics indicate the base number of FP17s or Patient Questionnaire responses are less than 100. N/A is shown where the base number of responses is less than 10 during the period. % is calculated as Quantity/Base number*100

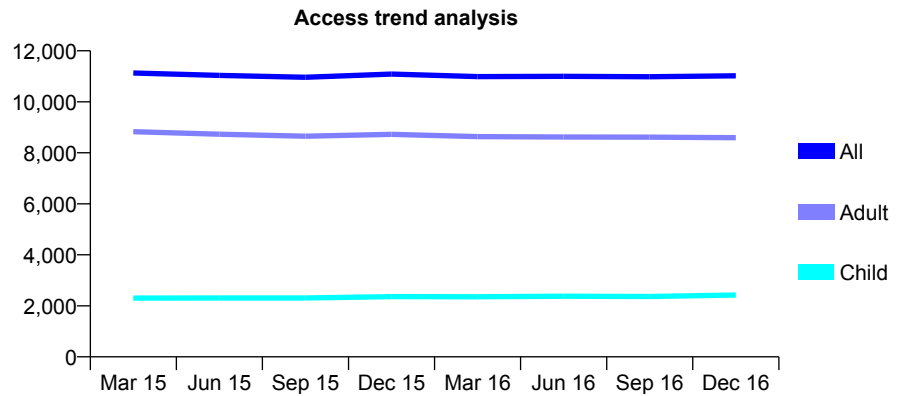
Q64 - Vital Signs At a Glance Contract Report for 101338/0031 - December 2016

Name or company name	Whitecross Dental Care Limited
Contract type name	GDS Contract
Purpose of contract	General
Contract start date	01/04/2006
Contract end date	

16/17 Contracted general activity (UDA)	33,300
Carry forward general activity (UDA)	616
16/17 Contracted orthodontic activity (UOA)	0
Carry forward orthodontic activity (UOA)	0
Baseline contract value	£789,868.92

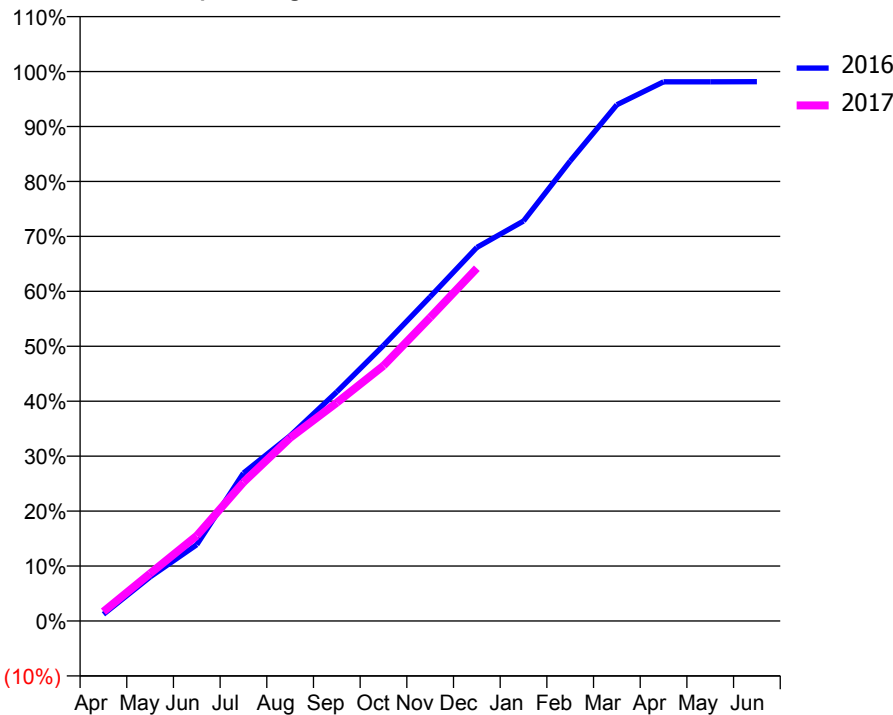
ACCESS*

Patients seen in 24 months	Total	Change since previous quarter
Quarter ending December 2015	11,085	
Quarter ending March 2016	10,987	→
Quarter ending June 2016	10,997	→
Quarter ending September 2016	10,983	→
Quarter ending December 2016	11,017	→
Variance since December 2015	(0.6%)	→



ACTIVITY

Cumulative percentage of contracted UDA delivered 2016 & 2017



QUALITY

	Quantity	Base Number	Contract	AT	Region	England
% of FP17s for the same patient ID Re-attending within 3 months - Children	175	2,324	7.5%	9.7%	11.9%	12.4%
% of FP17s for the same patient ID Re-attending within 3 months - Adults	973	7,645	12.7%	14.2%	16.5%	16.6%
% of FP17s for the same patient ID Re-attending between 3 & 9 months - Children	996	2,324	42.9%	60.5%	60.2%	57.5%
% of FP17s for the same patient ID Re-attending between 3 & 9 months - Adults	3,182	7,645	41.6%	52.5%	52.0%	50.4%
% of FP17s for Band 1 Urgent Courses	664	9,550	7.0%	7.9%	9.5%	9.1%
% of FP17s Relating to Free Repair or Replacements	115	9,550	1.2%	0.8%	0.7%	0.8%
% of FP17s Relating to Continuations	206	9,550	2.2%	1.2%	1.2%	1.3%
% of Patients satisfied with the dentistry they have received	25	27	92.6%	92.7%	92.9%	92.7%
% of Patients satisfied with the time they had to wait for an appointment	24	27	88.9%	89.4%	88.8%	88.8%

* This is based on patients treated on this contract for their most recent course of treatment. Figures in italics indicate the base number of FP17s or Patient Questionnaire responses are less than 100. N/A is shown where the base number of responses is less than 10 during the period. % is calculated as Quantity/Base number*100

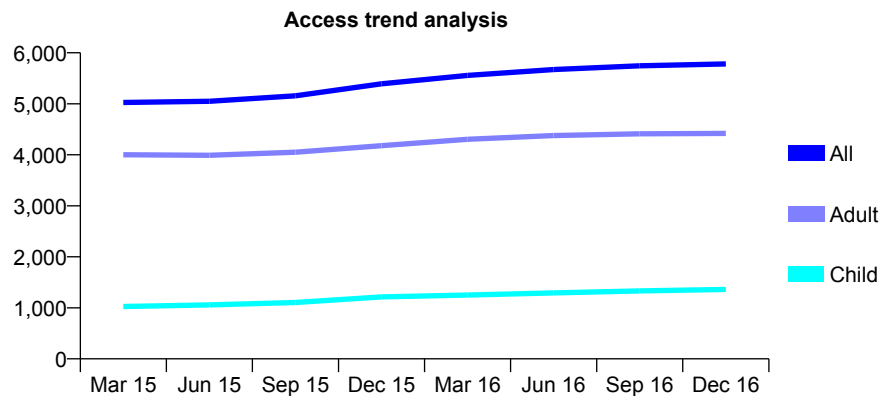
Q64 - Vital Signs At a Glance Contract Report for 101338/0109 - December 2016

Name or company name	Whitecross Dental Care Limited
Contract type name	GDS Contract
Purpose of contract	General
Contract start date	18/01/2010
Contract end date	

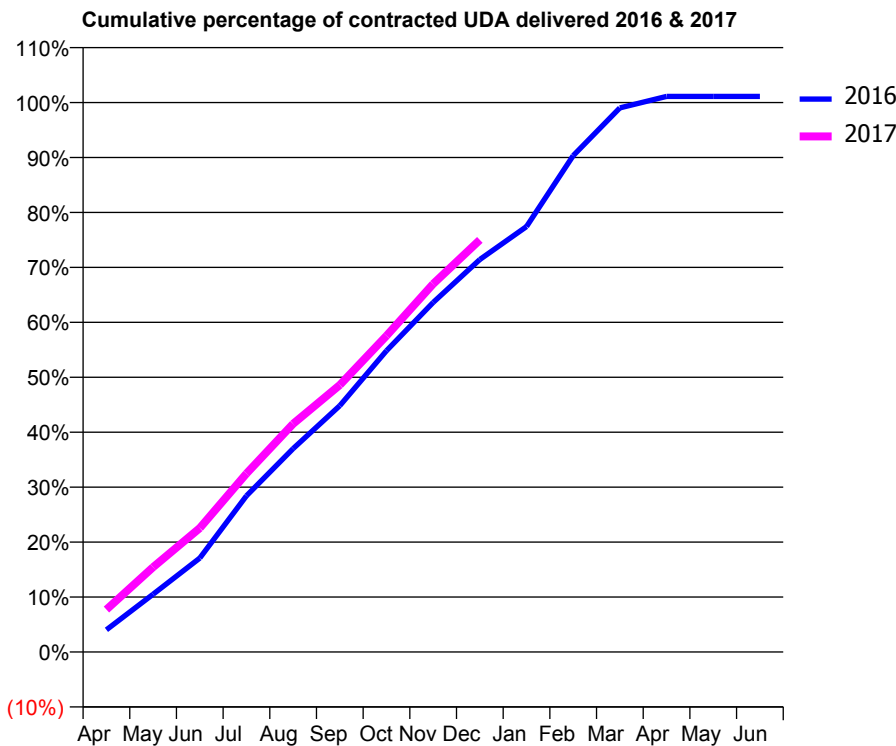
16/17 Contracted general activity (UDA)	13,023
Carry forward general activity (UDA)	-151
16/17 Contracted orthodontic activity (UOA)	0
Carry forward orthodontic activity (UOA)	0
Baseline contract value	£340,854.03

ACCESS*

Patients seen in 24 months	Total	Change since previous quarter
Quarter ending December 2015	5,393	
Quarter ending March 2016	5,556	↑
Quarter ending June 2016	5,672	↑
Quarter ending September 2016	5,745	→
Quarter ending December 2016	5,781	→
Variance since December 2015	7.2%	↑



ACTIVITY



Month	Adjusted Scheduled Activity (UDA)	
	2016	2017
April	550	1,006
May	1,434	2,010
June	2,327	2,938
July	3,874	4,231
August	5,044	5,409
September	6,108	6,329
October	7,469	7,493
November	8,666	8,725
December	9,732	9,768
January	10,548	
February	12,305	
March	13,491	
April	13,774	
May	13,774	
June	13,774	

QUALITY

	Quantity	Base Number	Contract	AT	Region	England
% of FP17s for the same patient ID Re-attending within 3 months - Children	114	1,608	7.1%	9.7%	11.9%	12.4%
% of FP17s for the same patient ID Re-attending within 3 months - Adults	730	4,667	15.6%	14.2%	16.5%	16.6%
% of FP17s for the same patient ID Re-attending between 3 & 9 months - Children	1,058	1,608	65.8%	60.5%	60.2%	57.5%
% of FP17s for the same patient ID Re-attending between 3 & 9 months - Adults	2,107	4,667	45.1%	52.5%	52.0%	50.4%
% of FP17s for Band 1 Urgent Courses	667	6,105	10.9%	7.9%	9.5%	9.1%
% of FP17s Relating to Free Repair or Replacements	59	6,105	1.0%	0.8%	0.7%	0.8%
% of FP17s Relating to Continuations	113	6,105	1.9%	1.2%	1.2%	1.3%
% of Patients satisfied with the dentistry they have received	34	39	87.2%	92.7%	92.9%	92.7%
% of Patients satisfied with the time they had to wait for an appointment	31	39	79.5%	89.4%	88.8%	88.8%

* This is based on patients treated on this contract for their most recent course of treatment. Figures in italics indicate the base number of FP17s or Patient Questionnaire responses are less than 100. N/A is shown where the base number of responses is less than 10 during the period. % is calculated as Quantity/Base number*100

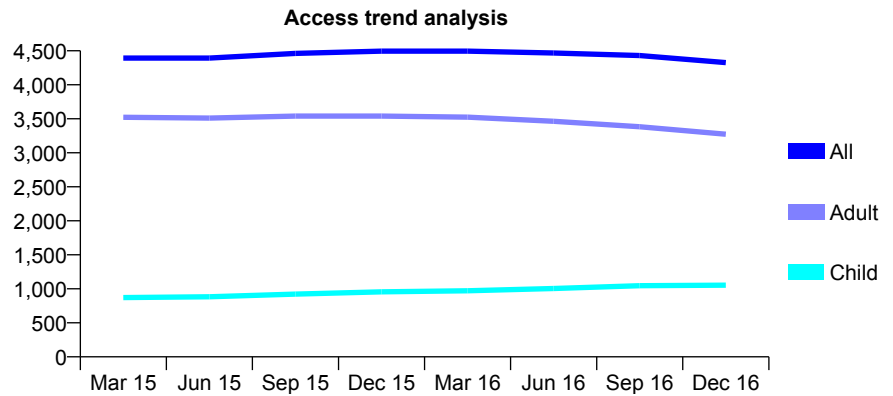
Q64 - Vital Signs At a Glance Contract Report for 101338/0110 - December 2016

Name or company name	Whitecross Dental Care Limited
Contract type name	GDS Contract
Purpose of contract	General
Contract start date	18/01/2010
Contract end date	

16/17 Contracted general activity (UDA)	11,079
Carry forward general activity (UDA)	136
16/17 Contracted orthodontic activity (UOA)	0
Carry forward orthodontic activity (UOA)	0
Baseline contract value	£288,687.77

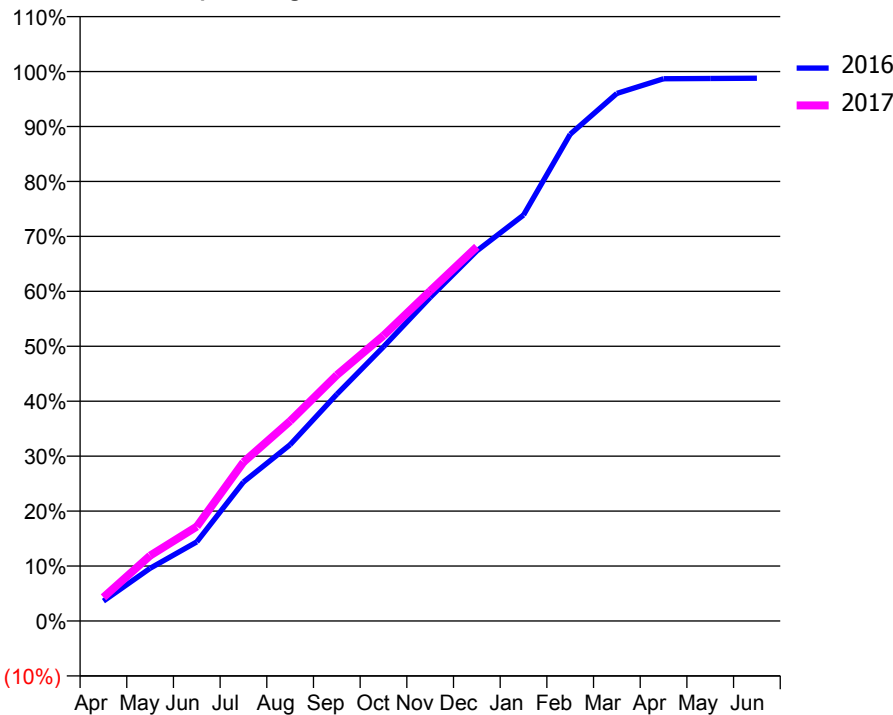
ACCESS*

Patients seen in 24 months	Total	Change since previous quarter
Quarter ending December 2015	4,495	
Quarter ending March 2016	4,496	→
Quarter ending June 2016	4,468	→
Quarter ending September 2016	4,430	→
Quarter ending December 2016	4,327	↓
Variance since December 2015	(3.7%)	↓



ACTIVITY

Cumulative percentage of contracted UDA delivered 2016 & 2017



Month	Adjusted Scheduled Activity (UDA)	
	2016	2017
April	403	478
May	1,064	1,320
June	1,597	1,906
July	2,802	3,204
August	3,555	4,032
September	4,572	4,959
October	5,529	5,754
November	6,525	6,655
December	7,461	7,546
January	8,184	
February	9,813	
March	10,637	
April	10,934	
May	10,938	
June	10,943	

QUALITY

	Quantity	Base Number	Contract	AT	Region	England
% of FP17s for the same patient ID Re-attending within 3 months - Children	56	1,123	5.0%	9.7%	11.9%	12.4%
% of FP17s for the same patient ID Re-attending within 3 months - Adults	247	3,191	7.7%	14.2%	16.5%	16.6%
% of FP17s for the same patient ID Re-attending between 3 & 9 months - Children	653	1,123	58.1%	60.5%	60.2%	57.5%
% of FP17s for the same patient ID Re-attending between 3 & 9 months - Adults	2,150	3,191	67.4%	52.5%	52.0%	50.4%
% of FP17s for Band 1 Urgent Courses	90	4,146	2.2%	7.9%	9.5%	9.1%
% of FP17s Relating to Free Repair or Replacements	21	4,146	0.5%	0.8%	0.7%	0.8%
% of FP17s Relating to Continuations	57	4,146	1.4%	1.2%	1.2%	1.3%
% of Patients satisfied with the dentistry they have received	16	16	100.0%	92.7%	92.9%	92.7%
% of Patients satisfied with the time they had to wait for an appointment	14	16	87.5%	89.4%	88.8%	88.8%

* This is based on patients treated on this contract for their most recent course of treatment. Figures in italics indicate the base number of FP17s or Patient Questionnaire responses are less than 100. N/A is shown where the base number of responses is less than 10 during the period. % is calculated as Quantity/Base number*100

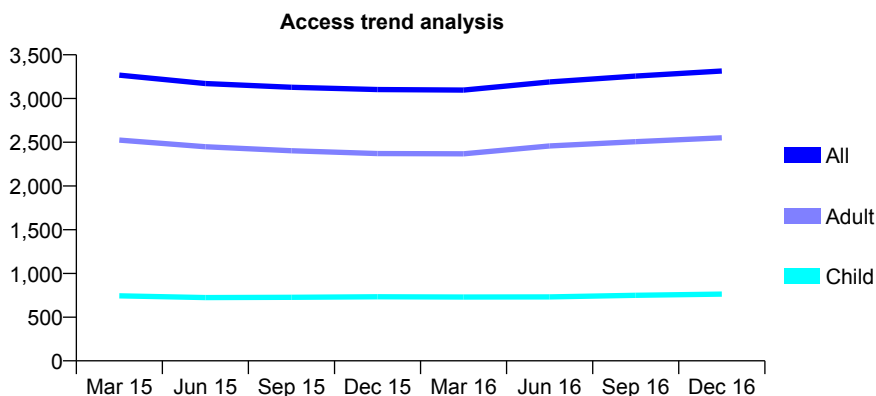
Q64 - Vital Signs At a Glance Contract Report for 101338/0112 - December 2016

Name or company name	Whitecross Dental Care Limited
Contract type name	GDS Contract
Purpose of contract	General
Contract start date	23/02/2010
Contract end date	

16/17 Contracted general activity (UDA)	8,000
Carry forward general activity (UDA)	146
16/17 Contracted orthodontic activity (UOA)	0
Carry forward orthodontic activity (UOA)	0
Baseline contract value	£208,492.13

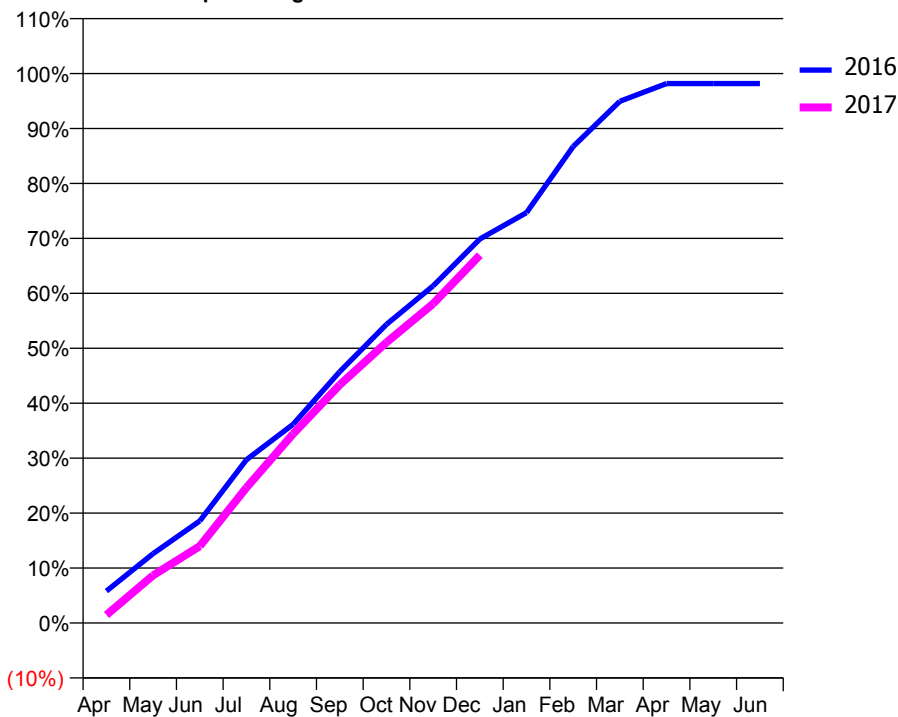
ACCESS*

Patients seen in 24 months	Total	Change since previous quarter
Quarter ending December 2015	3,103	
Quarter ending March 2016	3,097	→
Quarter ending June 2016	3,189	↑
Quarter ending September 2016	3,256	↑
Quarter ending December 2016	3,314	→
Variance since December 2015	6.8%	↑



ACTIVITY

Cumulative percentage of contracted UDA delivered 2016 & 2017



Month	Adjusted Scheduled Activity (UDA)	
	2016	2017
April	465	118
May	1,011	695
June	1,487	1,119
July	2,377	1,971
August	2,893	2,754
September	3,661	3,469
October	4,347	4,086
November	4,909	4,648
December	5,590	5,355
January	5,975	
February	6,938	
March	7,596	
April	7,854	
May	7,854	
June	7,854	

QUALITY

	Quantity	Base Number	Contract	AT	Region	England
% of FP17s for the same patient ID Re-attending within 3 months - Children	40	813	4.9%	9.7%	11.9%	12.4%
% of FP17s for the same patient ID Re-attending within 3 months - Adults	305	2,750	11.1%	14.2%	16.5%	16.6%
% of FP17s for the same patient ID Re-attending between 3 & 9 months - Children	496	813	61.0%	60.5%	60.2%	57.5%
% of FP17s for the same patient ID Re-attending between 3 & 9 months - Adults	1,552	2,750	56.4%	52.5%	52.0%	50.4%
% of FP17s for Band 1 Urgent Courses	279	3,392	8.2%	7.9%	9.5%	9.1%
% of FP17s Relating to Free Repair or Replacements	0	3,392	0.0%	0.8%	0.7%	0.8%
% of FP17s Relating to Continuations	40	3,392	1.2%	1.2%	1.2%	1.3%
% of Patients satisfied with the dentistry they have received	3	3	N/A	92.7%	92.9%	92.7%
% of Patients satisfied with the time they had to wait for an appointment	3	3	N/A	89.4%	88.8%	88.8%

* This is based on patients treated on this contract for their most recent course of treatment. Figures in italics indicate the base number of FP17s or Patient Questionnaire responses are less than 100. N/A is shown where the base number of responses is less than 10 during the period. % is calculated as Quantity/Base number*100

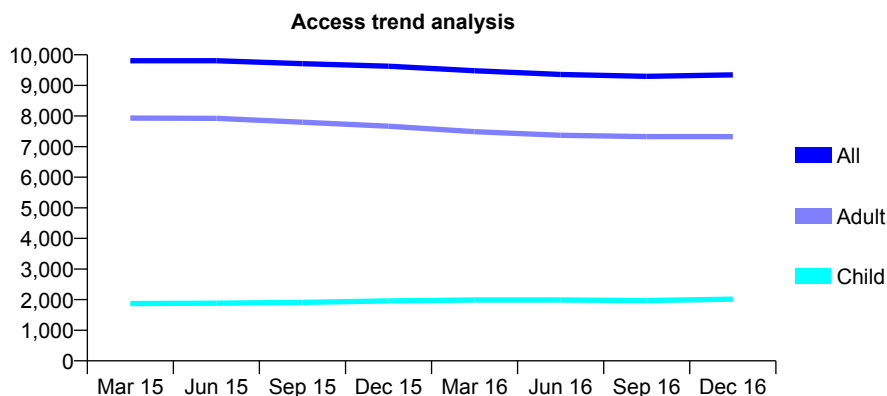
Q64 - Vital Signs At a Glance Contract Report for 101362/0040 - December 2016

Name or company name	Rodericks Dental Limited
Contract type name	PDS Plus Contract
Purpose of contract	General
Contract start date	12/09/2011
Contract end date	11/09/2021

16/17 Contracted general activity (UDA)	24,000
Carry forward general activity (UDA)	0
16/17 Contracted orthodontic activity (UOA)	0
Carry forward orthodontic activity (UOA)	0
Baseline contract value	£317,163.85

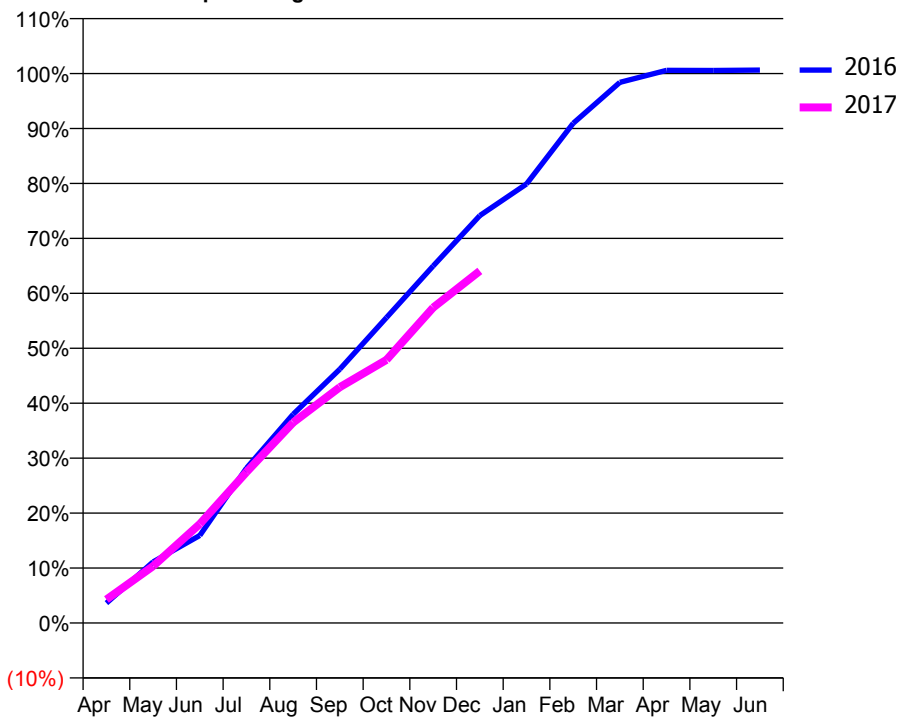
ACCESS*

Patients seen in 24 months	Total	Change since previous quarter
Quarter ending December 2015	9,626	
Quarter ending March 2016	9,480	↓
Quarter ending June 2016	9,359	↓
Quarter ending September 2016	9,298	→
Quarter ending December 2016	9,343	→
Variance since December 2015	(2.9%)	↓



ACTIVITY

Cumulative percentage of contracted UDA delivered 2016 & 2017



Month	Adjusted Scheduled Activity (UDA)	
	2016	2017
April	870	1,028
May	2,671	2,484
June	3,824	4,325
July	6,762	6,590
August	9,119	8,757
September	11,085	10,301
October	13,338	11,492
November	15,596	13,776
December	17,796	15,380
January	19,178	
February	21,827	
March	23,614	
April	24,135	
May	24,134	
June	24,148	

QUALITY

	Quantity	Base Number	Contract	AT	Region	England
% of FP17s for the same patient ID Re-attending within 3 months - Children	95	1,733	5.5%	9.7%	11.9%	12.4%
% of FP17s for the same patient ID Re-attending within 3 months - Adults	648	5,855	11.1%	14.2%	16.5%	16.6%
% of FP17s for the same patient ID Re-attending between 3 & 9 months - Children	658	1,733	38.0%	60.5%	60.2%	57.5%
% of FP17s for the same patient ID Re-attending between 3 & 9 months - Adults	1,642	5,855	28.0%	52.5%	52.0%	50.4%
% of FP17s for Band 1 Urgent Courses	792	7,339	10.8%	7.9%	9.5%	9.1%
% of FP17s Relating to Free Repair or Replacements	84	7,339	1.1%	0.8%	0.7%	0.8%
% of FP17s Relating to Continuations	43	7,339	0.6%	1.2%	1.2%	1.3%
% of Patients satisfied with the dentistry they have received	19	22	86.4%	92.7%	92.9%	92.7%
% of Patients satisfied with the time they had to wait for an appointment	18	22	81.8%	89.4%	88.8%	88.8%

* This is based on patients treated on this contract for their most recent course of treatment. Figures in italics indicate the base number of FP17s or Patient Questionnaire responses are less than 100. N/A is shown where the base number of responses is less than 10 during the period. % is calculated as Quantity/Base number*100

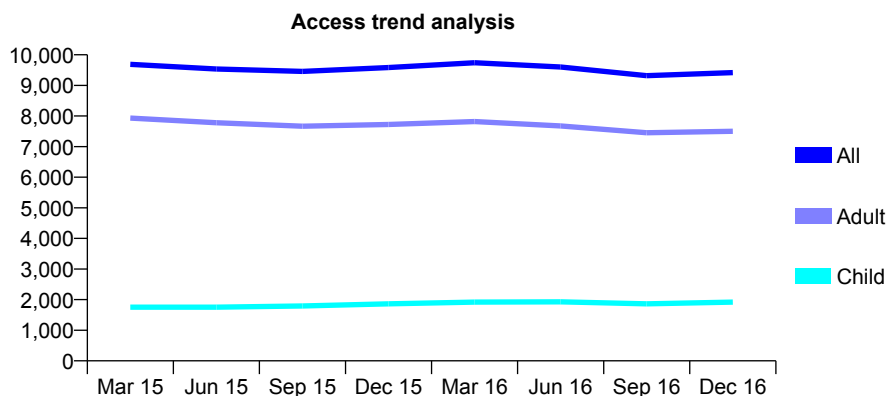
Q64 - Vital Signs At a Glance Contract Report for 101362/0042 - December 2016

Name or company name	Rodericks Dental Limited
Contract type name	PDS Plus Contract
Purpose of contract	General
Contract start date	03/01/2012
Contract end date	02/01/2022

16/17 Contracted general activity (UDA)	24,000
Carry forward general activity (UDA)	406
16/17 Contracted orthodontic activity (UOA)	0
Carry forward orthodontic activity (UOA)	0
Baseline contract value	£317,163.85

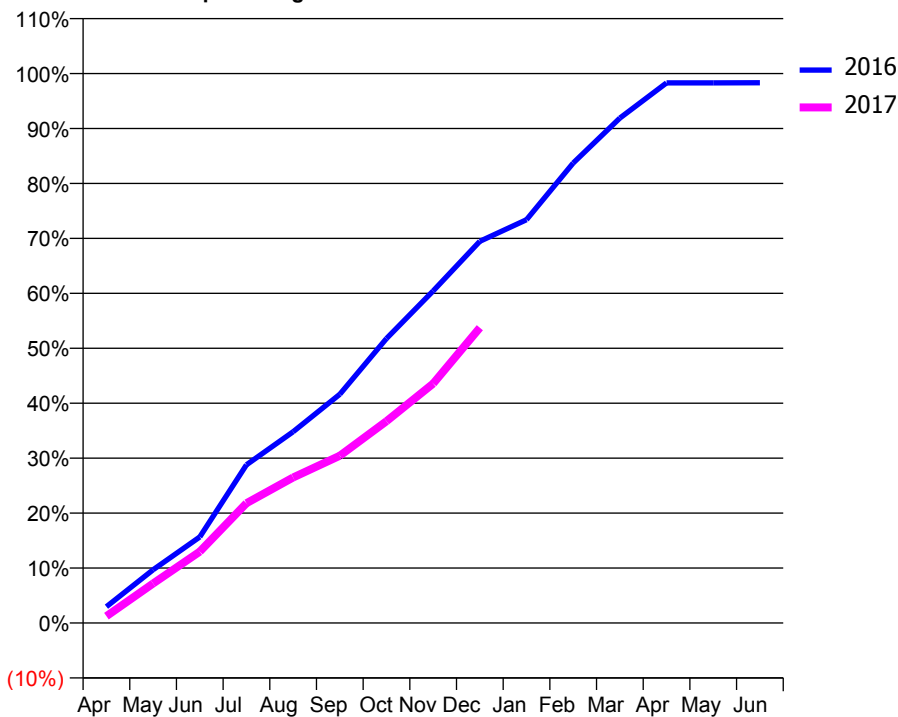
ACCESS*

Patients seen in 24 months	Total	Change since previous quarter
Quarter ending December 2015	9,585	
Quarter ending March 2016	9,740	→
Quarter ending June 2016	9,602	↓
Quarter ending September 2016	9,316	↓
Quarter ending December 2016	9,418	→
Variance since December 2015	(1.7%)	↓



ACTIVITY

Cumulative percentage of contracted UDA delivered 2016 & 2017



Month	Adjusted Scheduled Activity (UDA)	
	2016	2017
April	711	298
May	2,325	1,728
June	3,762	3,116
July	6,912	5,233
August	8,354	6,355
September	9,990	7,305
October	12,426	8,814
November	14,506	10,459
December	16,674	12,899
January	17,616	
February	20,089	
March	22,052	
April	23,590	
May	23,593	
June	23,594	

QUALITY

	Quantity	Base Number	Contract	AT	Region	England
% of FP17s for the same patient ID Re-attending within 3 months - Children	92	1,615	5.7%	9.7%	11.9%	12.4%
% of FP17s for the same patient ID Re-attending within 3 months - Adults	808	5,722	14.1%	14.2%	16.5%	16.6%
% of FP17s for the same patient ID Re-attending between 3 & 9 months - Children	556	1,615	34.4%	60.5%	60.2%	57.5%
% of FP17s for the same patient ID Re-attending between 3 & 9 months - Adults	1,364	5,722	23.8%	52.5%	52.0%	50.4%
% of FP17s for Band 1 Urgent Courses	1,355	6,707	20.2%	7.9%	9.5%	9.1%
% of FP17s Relating to Free Repair or Replacements	34	6,707	0.5%	0.8%	0.7%	0.8%
% of FP17s Relating to Continuations	55	6,707	0.8%	1.2%	1.2%	1.3%
% of Patients satisfied with the dentistry they have received	22	25	88.0%	92.7%	92.9%	92.7%
% of Patients satisfied with the time they had to wait for an appointment	17	25	68.0%	89.4%	88.8%	88.8%

* This is based on patients treated on this contract for their most recent course of treatment. Figures in italics indicate the base number of FP17s or Patient Questionnaire responses are less than 100. N/A is shown where the base number of responses is less than 10 during the period. % is calculated as Quantity/Base number*100

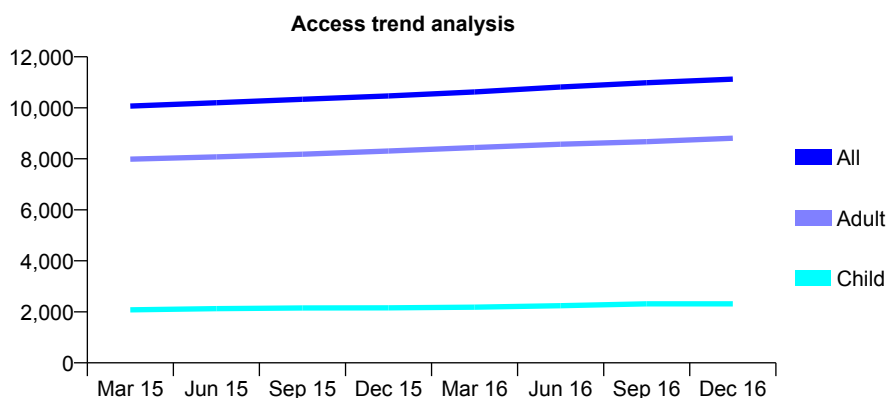
Q64 - Vital Signs At a Glance Contract Report for 101370/0075 - December 2016

Name or company name	Petrie Tucker & Partners Ltd
Contract type name	GDS Contract
Purpose of contract	General
Contract start date	01/04/2007
Contract end date	

16/17 Contracted general activity (UDA)	32,500
Carry forward general activity (UDA)	-235
16/17 Contracted orthodontic activity (UOA)	0
Carry forward orthodontic activity (UOA)	0
Baseline contract value	£684,967.56

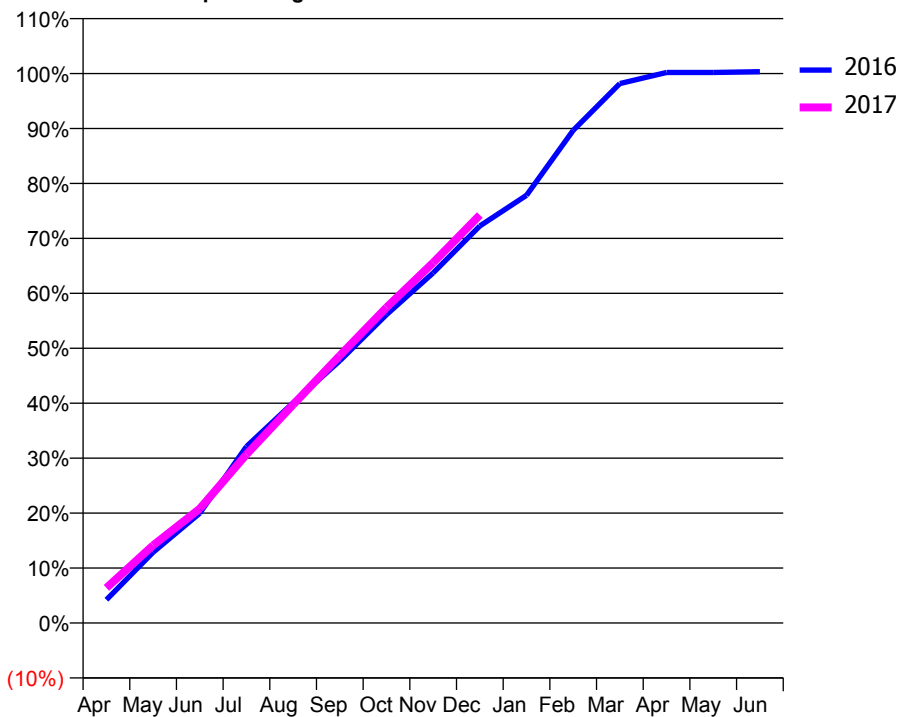
ACCESS*

Patients seen in 24 months	Total	Change since previous quarter
Quarter ending December 2015	10,466	
Quarter ending March 2016	10,623	→
Quarter ending June 2016	10,814	→
Quarter ending September 2016	10,982	→
Quarter ending December 2016	11,125	→
Variance since December 2015	6.3%	↑



ACTIVITY

Cumulative percentage of contracted UDA delivered 2016 & 2017



Month	Adjusted Scheduled Activity (UDA)	
	2016	2017
April	1,376	2,075
May	4,185	4,591
June	6,494	6,759
July	10,438	9,973
August	13,025	12,915
September	15,507	15,813
October	18,238	18,662
November	20,711	21,318
December	23,486	24,130
January	25,294	
February	29,141	
March	31,906	
April	32,561	
May	32,562	
June	32,607	

QUALITY

	Quantity	Base Number	Contract	AT	Region	England
% of FP17s for the same patient ID Re-attending within 3 months - Children	107	2,438	4.4%	9.7%	11.9%	12.4%
% of FP17s for the same patient ID Re-attending within 3 months - Adults	954	8,556	11.2%	14.2%	16.5%	16.6%
% of FP17s for the same patient ID Re-attending between 3 & 9 months - Children	1,367	2,438	56.1%	60.5%	60.2%	57.5%
% of FP17s for the same patient ID Re-attending between 3 & 9 months - Adults	4,184	8,556	48.9%	52.5%	52.0%	50.4%
% of FP17s for Band 1 Urgent Courses	303	10,692	2.8%	7.9%	9.5%	9.1%
% of FP17s Relating to Free Repair or Replacements	47	10,692	0.4%	0.8%	0.7%	0.8%
% of FP17s Relating to Continuations	287	10,692	2.7%	1.2%	1.2%	1.3%
% of Patients satisfied with the dentistry they have received	38	41	92.7%	92.7%	92.9%	92.7%
% of Patients satisfied with the time they had to wait for an appointment	34	41	82.9%	89.4%	88.8%	88.8%

* This is based on patients treated on this contract for their most recent course of treatment. Figures in italics indicate the base number of FP17s or Patient Questionnaire responses are less than 100. N/A is shown where the base number of responses is less than 10 during the period. % is calculated as Quantity/Base number*100

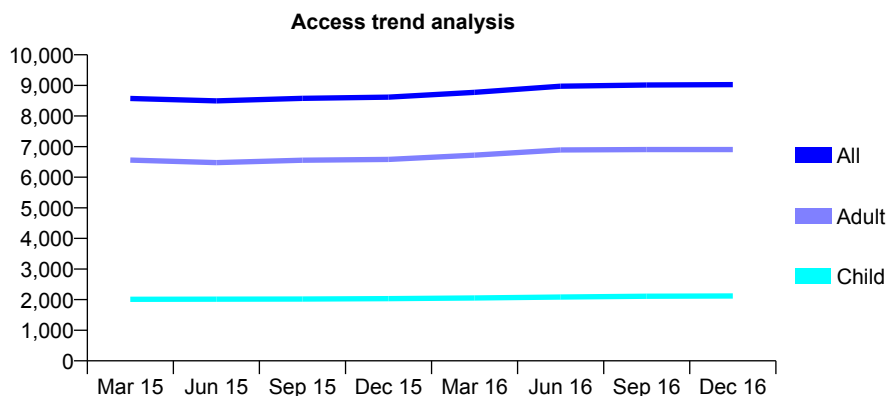
Q64 - Vital Signs At a Glance Contract Report for 101435/0034 - December 2016

Name or company name	IDH Limited
Contract type name	GDS Contract
Purpose of contract	General
Contract start date	01/04/2006
Contract end date	

16/17 Contracted general activity (UDA)	27,180
Carry forward general activity (UDA)	0
16/17 Contracted orthodontic activity (UOA)	0
Carry forward orthodontic activity (UOA)	0
Baseline contract value	£620,459.90

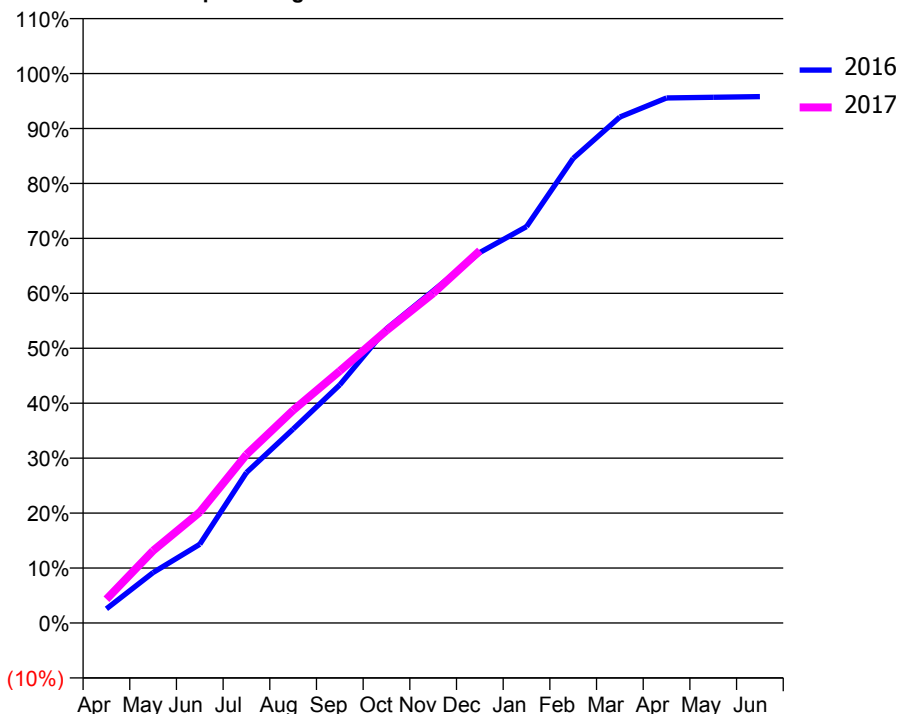
ACCESS*

Patients seen in 24 months	Total	Change since previous quarter
Quarter ending December 2015	8,615	
Quarter ending March 2016	8,772	→
Quarter ending June 2016	8,972	↑
Quarter ending September 2016	9,013	→
Quarter ending December 2016	9,027	→
Variance since December 2015	4.8%	↑



ACTIVITY

Cumulative percentage of contracted UDA delivered 2016 & 2017



Month	Adjusted Scheduled Activity (UDA)	
	2016	2017
April	704	1,178
May	2,496	3,577
June	3,896	5,484
July	7,445	8,335
August	9,593	10,526
September	11,781	12,470
October	14,551	14,466
November	16,431	16,310
December	18,324	18,416
January	19,606	
February	22,982	
March	25,030	
April	25,974	
May	26,006	
June	26,035	

QUALITY

	Quantity	Base Number	Contract	AT	Region	England
% of FP17s for the same patient ID Re-attending within 3 months - Children	102	1,995	5.1%	9.7%	11.9%	12.4%
% of FP17s for the same patient ID Re-attending within 3 months - Adults	866	6,186	14.0%	14.2%	16.5%	16.6%
% of FP17s for the same patient ID Re-attending between 3 & 9 months - Children	924	1,995	46.3%	60.5%	60.2%	57.5%
% of FP17s for the same patient ID Re-attending between 3 & 9 months - Adults	2,772	6,186	44.8%	52.5%	52.0%	50.4%
% of FP17s for Band 1 Urgent Courses	512	7,791	6.6%	7.9%	9.5%	9.1%
% of FP17s Relating to Free Repair or Replacements	43	7,791	0.6%	0.8%	0.7%	0.8%
% of FP17s Relating to Continuations	221	7,791	2.8%	1.2%	1.2%	1.3%
% of Patients satisfied with the dentistry they have received	22	24	91.7%	92.7%	92.9%	92.7%
% of Patients satisfied with the time they had to wait for an appointment	21	24	87.5%	89.4%	88.8%	88.8%

* This is based on patients treated on this contract for their most recent course of treatment. Figures in italics indicate the base number of FP17s or Patient Questionnaire responses are less than 100. N/A is shown where the base number of responses is less than 10 during the period. % is calculated as Quantity/Base number*100

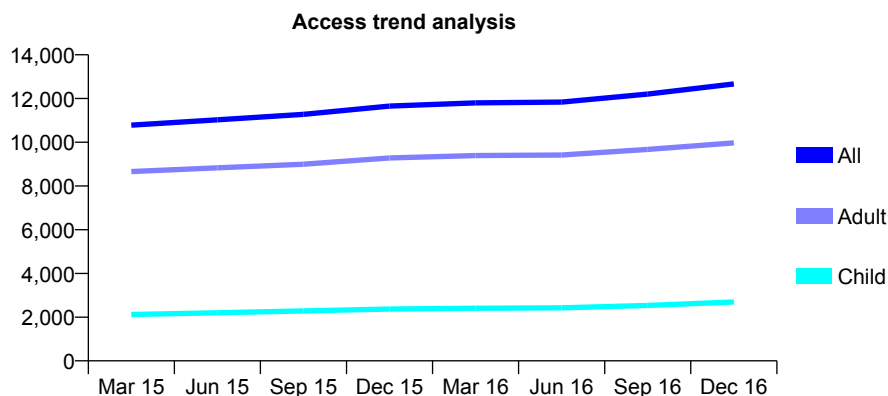
Q64 - Vital Signs At a Glance Contract Report for 101435/0068 - December 2016

Name or company name	IDH Limited
Contract type name	GDS Contract
Purpose of contract	General
Contract start date	20/08/2007
Contract end date	

16/17 Contracted general activity (UDA)	32,000
Carry forward general activity (UDA)	1,258
16/17 Contracted orthodontic activity (UOA)	0
Carry forward orthodontic activity (UOA)	0
Baseline contract value	£634,436.84

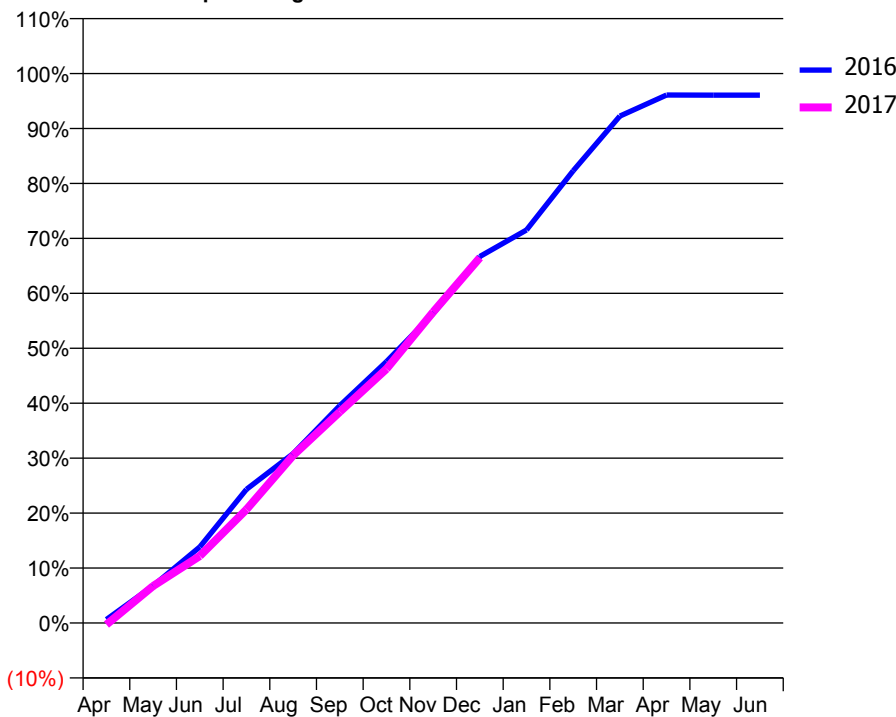
ACCESS*

Patients seen in 24 months	Total	Change since previous quarter
Quarter ending December 2015	11,656	
Quarter ending March 2016	11,800	→
Quarter ending June 2016	11,837	→
Quarter ending September 2016	12,204	↑
Quarter ending December 2016	12,665	↑
Variance since December 2015	8.7%	↑



ACTIVITY

Cumulative percentage of contracted UDA delivered 2016 & 2017



Month	Adjusted Scheduled Activity (UDA)	
	2016	2017
April	204	-97
May	2,169	2,155
June	4,430	3,905
July	7,786	6,610
August	9,865	9,756
September	12,660	12,300
October	15,224	14,801
November	18,020	18,115
December	21,342	21,274
January	22,887	
February	26,339	
March	29,521	
April	30,745	
May	30,742	
June	30,742	

QUALITY

	Quantity	Base Number	Contract	AT	Region	England
% of FP17s for the same patient ID Re-attending within 3 months - Children	148	2,587	5.7%	9.7%	11.9%	12.4%
% of FP17s for the same patient ID Re-attending within 3 months - Adults	954	8,425	11.3%	14.2%	16.5%	16.6%
% of FP17s for the same patient ID Re-attending between 3 & 9 months - Children	1,119	2,587	43.3%	60.5%	60.2%	57.5%
% of FP17s for the same patient ID Re-attending between 3 & 9 months - Adults	3,378	8,425	40.1%	52.5%	52.0%	50.4%
% of FP17s for Band 1 Urgent Courses	598	10,476	5.7%	7.9%	9.5%	9.1%
% of FP17s Relating to Free Repair or Replacements	49	10,476	0.5%	0.8%	0.7%	0.8%
% of FP17s Relating to Continuations	203	10,476	1.9%	1.2%	1.2%	1.3%
% of Patients satisfied with the dentistry they have received	13	13	100.0%	92.7%	92.9%	92.7%
% of Patients satisfied with the time they had to wait for an appointment	13	13	100.0%	89.4%	88.8%	88.8%

* This is based on patients treated on this contract for their most recent course of treatment. Figures in italics indicate the base number of FP17s or Patient Questionnaire responses are less than 100. N/A is shown where the base number of responses is less than 10 during the period. % is calculated as Quantity/Base number*100

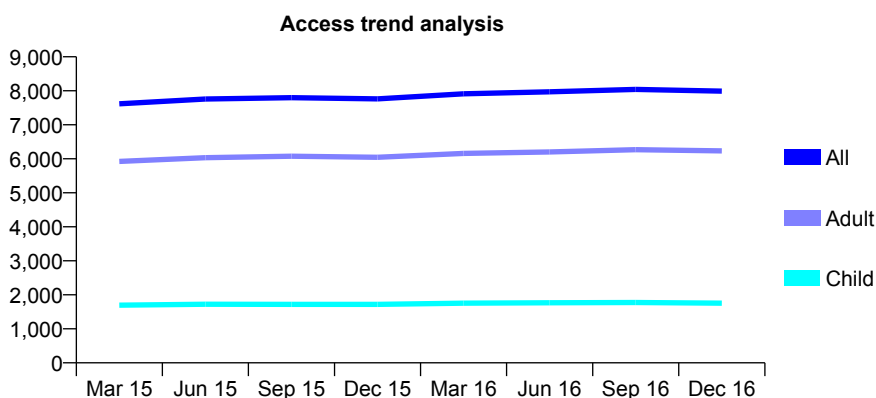
Q64 - Vital Signs At a Glance Contract Report for 101435/0076 - December 2016

Name or company name	IDH Limited
Contract type name	GDS Contract
Purpose of contract	General
Contract start date	18/12/2007
Contract end date	

16/17 Contracted general activity (UDA)	26,500
Carry forward general activity (UDA)	0
16/17 Contracted orthodontic activity (UOA)	0
Carry forward orthodontic activity (UOA)	0
Baseline contract value	£525,437.49

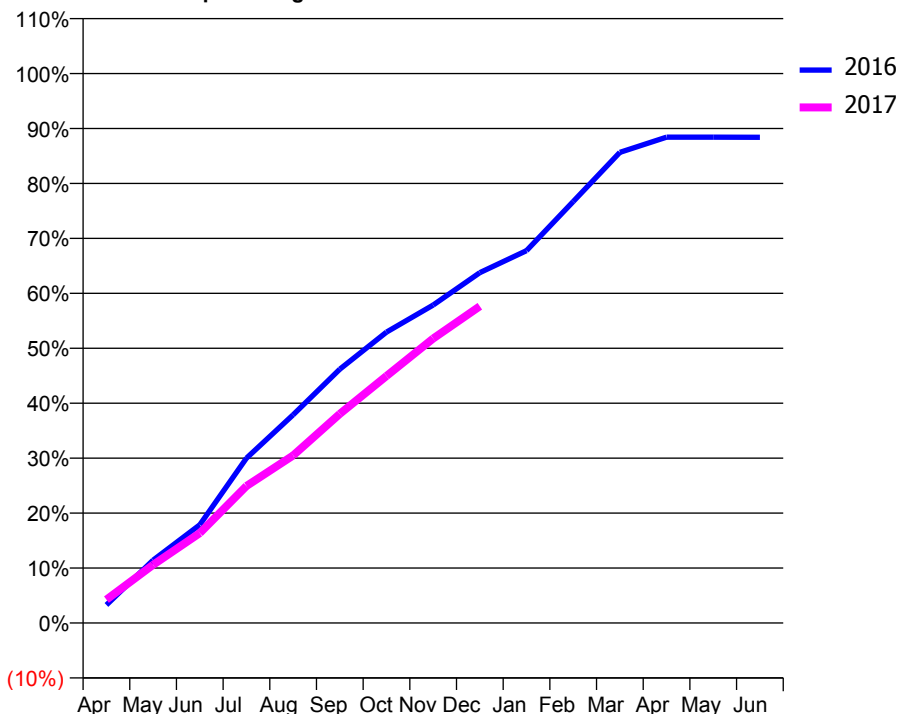
ACCESS*

Patients seen in 24 months	Total	Change since previous quarter
Quarter ending December 2015	7,763	
Quarter ending March 2016	7,912	→
Quarter ending June 2016	7,971	→
Quarter ending September 2016	8,042	→
Quarter ending December 2016	7,991	→
Variance since December 2015	2.9%	↑



ACTIVITY

Cumulative percentage of contracted UDA delivered 2016 & 2017



Month	Adjusted Scheduled Activity (UDA)	
	2016	2017
April	868	1,126
May	3,035	2,808
June	4,733	4,339
July	7,953	6,607
August	10,044	8,079
September	12,240	10,086
October	14,028	11,910
November	15,333	13,721
December	16,895	15,278
January	17,958	
February	20,323	
March	22,698	
April	23,428	
May	23,428	
June	23,425	

QUALITY

	Quantity	Base Number	Contract	AT	Region	England
% of FP17s for the same patient ID Re-attending within 3 months - Children	92	1,808	5.1%	9.7%	11.9%	12.4%
% of FP17s for the same patient ID Re-attending within 3 months - Adults	798	6,103	13.1%	14.2%	16.5%	16.6%
% of FP17s for the same patient ID Re-attending between 3 & 9 months - Children	1,145	1,808	63.3%	60.5%	60.2%	57.5%
% of FP17s for the same patient ID Re-attending between 3 & 9 months - Adults	3,399	6,103	55.7%	52.5%	52.0%	50.4%
% of FP17s for Band 1 Urgent Courses	492	7,552	6.5%	7.9%	9.5%	9.1%
% of FP17s Relating to Free Repair or Replacements	49	7,552	0.6%	0.8%	0.7%	0.8%
% of FP17s Relating to Continuations	200	7,552	2.6%	1.2%	1.2%	1.3%
% of Patients satisfied with the dentistry they have received	17	18	94.4%	92.7%	92.9%	92.7%
% of Patients satisfied with the time they had to wait for an appointment	17	18	94.4%	89.4%	88.8%	88.8%

* This is based on patients treated on this contract for their most recent course of treatment. Figures in italics indicate the base number of FP17s or Patient Questionnaire responses are less than 100. N/A is shown where the base number of responses is less than 10 during the period. % is calculated as Quantity/Base number*100

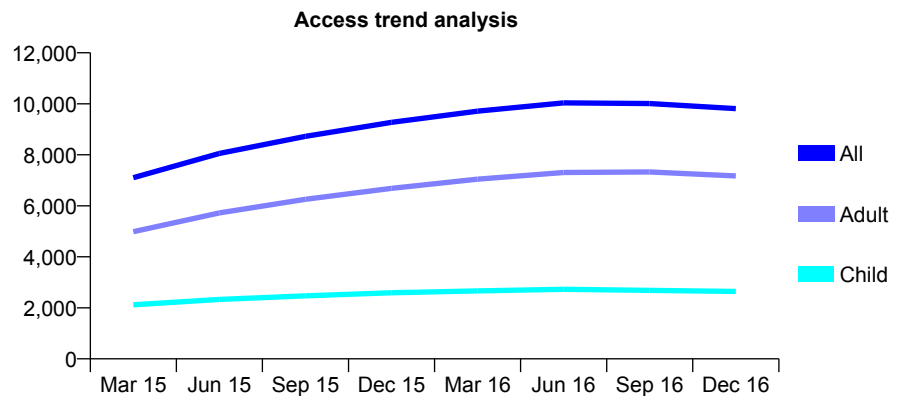
Q64 - Vital Signs At a Glance Contract Report for 101435/0145 - December 2016

Name or company name	IDH Limited
Contract type name	GDS Contract
Purpose of contract	General
Contract start date	01/08/2014
Contract end date	

16/17 Contracted general activity (UDA)	27,780
Carry forward general activity (UDA)	698
16/17 Contracted orthodontic activity (UOA)	0
Carry forward orthodontic activity (UOA)	0
Baseline contract value	£764,438.93

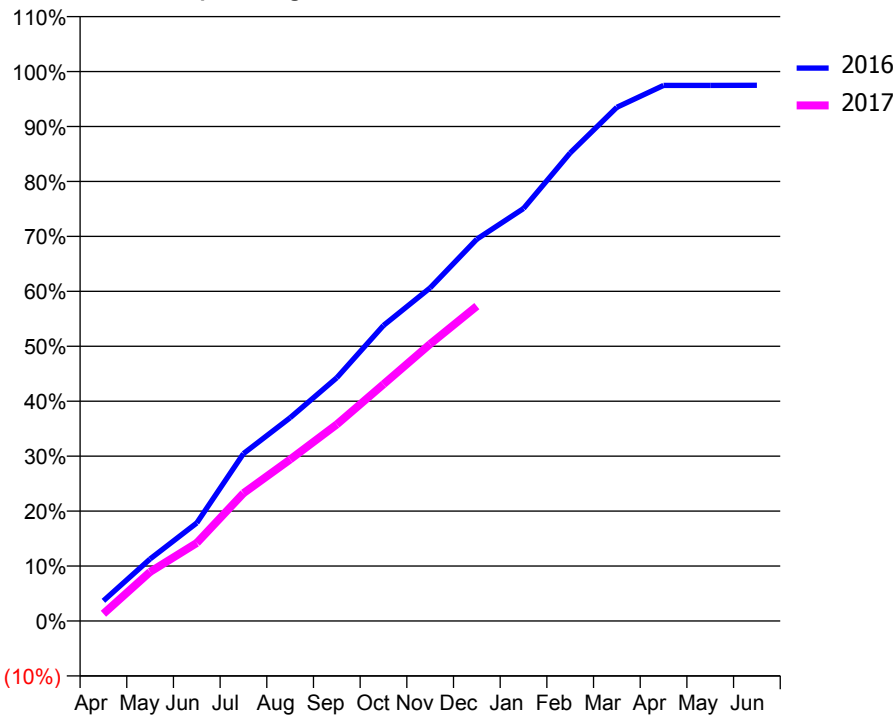
ACCESS*

Patients seen in 24 months	Total	Change since previous quarter
Quarter ending December 2015	9,272	
Quarter ending March 2016	9,713	↑
Quarter ending June 2016	10,034	↑
Quarter ending September 2016	10,011	→
Quarter ending December 2016	9,811	↓
Variance since December 2015	5.8%	↑



ACTIVITY

Cumulative percentage of contracted UDA delivered 2016 & 2017



Month	Adjusted Scheduled Activity (UDA)	
	2016	2017
April	1,022	368
May	3,137	2,484
June	4,959	3,944
July	8,462	6,461
August	10,277	8,165
September	12,299	9,943
October	14,940	11,969
November	16,844	14,006
December	19,307	15,921
January	20,855	
February	23,665	
March	25,974	
April	27,076	
May	27,078	
June	27,082	

QUALITY

	Quantity	Base Number	Contract	AT	Region	England
% of FP17s for the same patient ID Re-attending within 3 months - Children	157	2,566	6.1%	9.7%	11.9%	12.4%
% of FP17s for the same patient ID Re-attending within 3 months - Adults	725	6,260	11.6%	14.2%	16.5%	16.6%
% of FP17s for the same patient ID Re-attending between 3 & 9 months - Children	1,539	2,566	60.0%	60.5%	60.2%	57.5%
% of FP17s for the same patient ID Re-attending between 3 & 9 months - Adults	3,488	6,260	55.7%	52.5%	52.0%	50.4%
% of FP17s for Band 1 Urgent Courses	435	8,353	5.2%	7.9%	9.5%	9.1%
% of FP17s Relating to Free Repair or Replacements	51	8,353	0.6%	0.8%	0.7%	0.8%
% of FP17s Relating to Continuations	177	8,353	2.1%	1.2%	1.2%	1.3%
% of Patients satisfied with the dentistry they have received	20	21	95.2%	92.7%	92.9%	92.7%
% of Patients satisfied with the time they had to wait for an appointment	18	21	85.7%	89.4%	88.8%	88.8%

* This is based on patients treated on this contract for their most recent course of treatment. Figures in italics indicate the base number of FP17s or Patient Questionnaire responses are less than 100. N/A is shown where the base number of responses is less than 10 during the period. % is calculated as Quantity/Base number*100

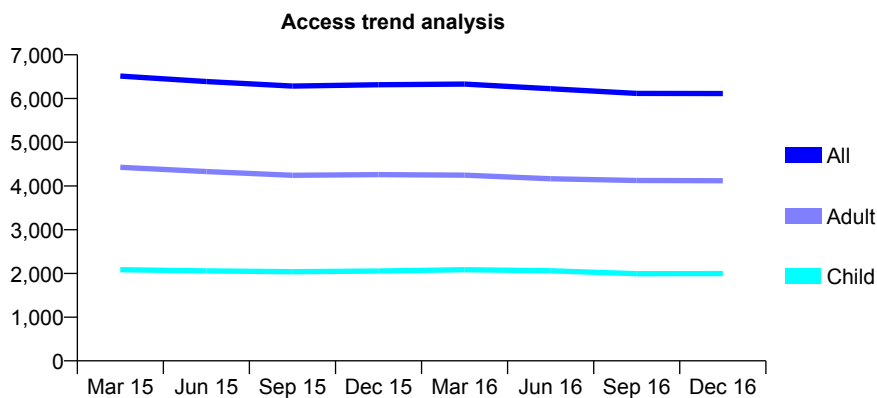
Q64 - Vital Signs At a Glance Contract Report for 101958/0001 - December 2016

Name or company name	Priory Road Dental Practice
Contract type name	GDS Contract
Purpose of contract	General
Contract start date	01/08/2010
Contract end date	

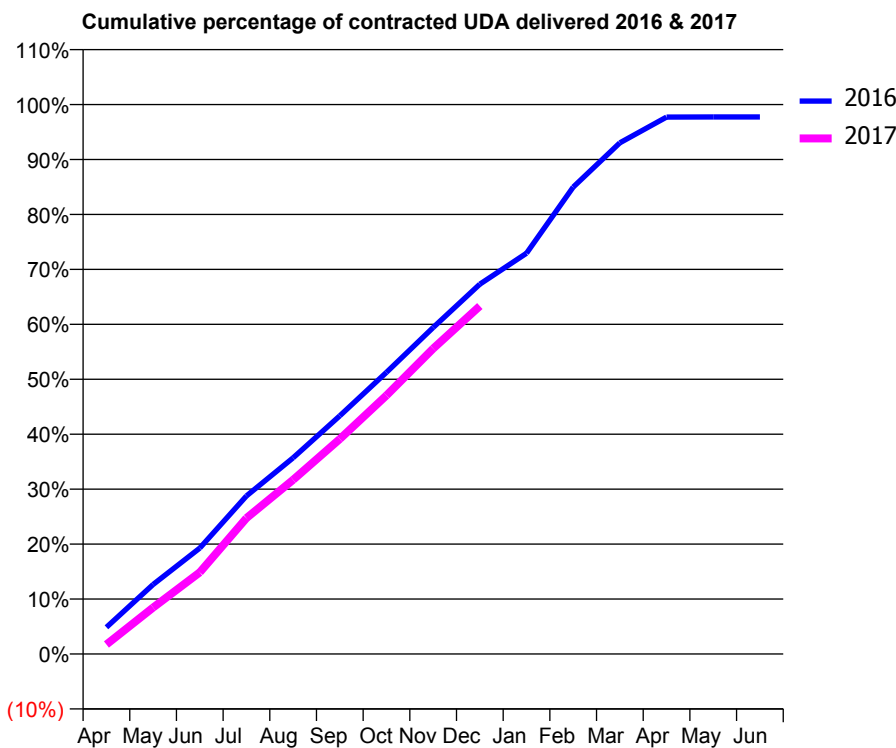
16/17 Contracted general activity (UDA)	22,667
Carry forward general activity (UDA)	514
16/17 Contracted orthodontic activity (UOA)	0
Carry forward orthodontic activity (UOA)	0
Baseline contract value	£620,792.34

ACCESS*

Patients seen in 24 months	Total	Change since previous quarter
Quarter ending December 2015	6,316	
Quarter ending March 2016	6,332	→
Quarter ending June 2016	6,224	↓
Quarter ending September 2016	6,117	↓
Quarter ending December 2016	6,115	→
Variance since December 2015	(3.2%)	↓



ACTIVITY



Month	Adjusted Scheduled Activity (UDA)	
	2016	2017
April	1,100	392
May	2,870	1,919
June	4,373	3,371
July	6,523	5,610
August	8,092	7,185
September	9,829	8,870
October	11,622	10,667
November	13,467	12,598
December	15,255	14,355
January	16,533	
February	19,263	
March	21,087	
April	22,149	
May	22,153	
June	22,153	

QUALITY

	Quantity	Base Number	Contract	AT	Region	England
% of FP17s for the same patient ID Re-attending within 3 months - Children	241	2,596	9.3%	9.7%	11.9%	12.4%
% of FP17s for the same patient ID Re-attending within 3 months - Adults	613	5,012	12.2%	14.2%	16.5%	16.6%
% of FP17s for the same patient ID Re-attending between 3 & 9 months - Children	1,920	2,596	74.0%	60.5%	60.2%	57.5%
% of FP17s for the same patient ID Re-attending between 3 & 9 months - Adults	3,577	5,012	71.4%	52.5%	52.0%	50.4%
% of FP17s for Band 1 Urgent Courses	264	7,173	3.7%	7.9%	9.5%	9.1%
% of FP17s Relating to Free Repair or Replacements	56	7,173	0.8%	0.8%	0.7%	0.8%
% of FP17s Relating to Continuations	48	7,173	0.7%	1.2%	1.2%	1.3%
% of Patients satisfied with the dentistry they have received	19	21	90.5%	92.7%	92.9%	92.7%
% of Patients satisfied with the time they had to wait for an appointment	19	21	90.5%	89.4%	88.8%	88.8%

* This is based on patients treated on this contract for their most recent course of treatment. Figures in italics indicate the base number of FP17s or Patient Questionnaire responses are less than 100. N/A is shown where the base number of responses is less than 10 during the period. % is calculated as Quantity/Base number*100

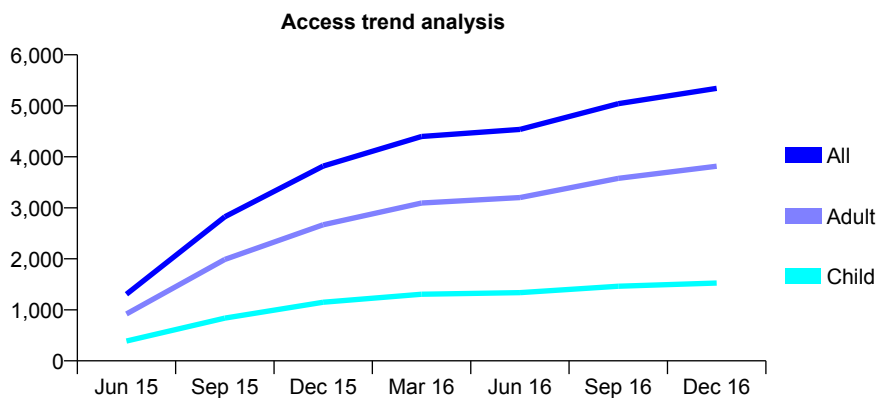
Q64 - Vital Signs At a Glance Contract Report for 105783/0001 - December 2016

Name or company name	Fisherton House Partnership
Contract type name	GDS Contract
Purpose of contract	General
Contract start date	01/04/2015
Contract end date	

16/17 Contracted general activity (UDA)	15,102
Carry forward general activity (UDA)	0
16/17 Contracted orthodontic activity (UOA)	0
Carry forward orthodontic activity (UOA)	0
Baseline contract value	£377,933.77

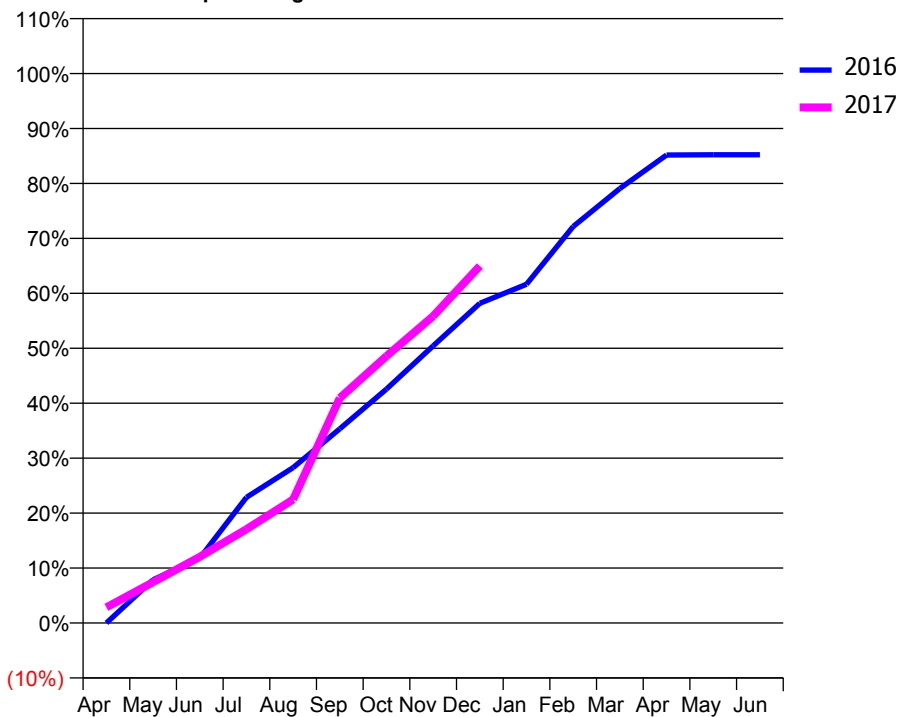
ACCESS*

Patients seen in 24 months	Total	Change since previous quarter
Quarter ending December 2015	3,819	
Quarter ending March 2016	4,399	↑
Quarter ending June 2016	4,538	↑
Quarter ending September 2016	5,042	↑
Quarter ending December 2016	5,342	↑
Variance since December 2015	39.9%	↑



ACTIVITY

Cumulative percentage of contracted UDA delivered 2016 & 2017



Adjusted Scheduled Activity (UDA)

Month	2016	2017
April	0	430
May	1,189	1,122
June	1,783	1,818
July	3,453	2,579
August	4,272	3,395
September	5,338	6,185
October	6,429	7,334
November	7,616	8,436
December	8,785	9,812
January	9,309	
February	10,897	
March	11,943	
April	12,861	
May	12,868	
June	12,868	

QUALITY

	Quantity	Base Number	Contract	AT	Region	England
% of FP17s for the same patient ID Re-attending within 3 months - Children	88	1,698	5.2%	9.7%	11.9%	12.4%
% of FP17s for the same patient ID Re-attending within 3 months - Adults	469	4,224	11.1%	14.2%	16.5%	16.6%
% of FP17s for the same patient ID Re-attending between 3 & 9 months - Children	994	1,698	58.5%	60.5%	60.2%	57.5%
% of FP17s for the same patient ID Re-attending between 3 & 9 months - Adults	2,333	4,224	55.2%	52.5%	52.0%	50.4%
% of FP17s for Band 1 Urgent Courses	257	5,382	4.8%	7.9%	9.5%	9.1%
% of FP17s Relating to Free Repair or Replacements	23	5,382	0.4%	0.8%	0.7%	0.8%
% of FP17s Relating to Continuations	15	5,382	0.3%	1.2%	1.2%	1.3%
% of Patients satisfied with the dentistry they have received	5	5	N/A	92.7%	92.9%	92.7%
% of Patients satisfied with the time they had to wait for an appointment	4	5	N/A	89.4%	88.8%	88.8%

* This is based on patients treated on this contract for their most recent course of treatment. Figures in italics indicate the base number of FP17s or Patient Questionnaire responses are less than 100. N/A is shown where the base number of responses is less than 10 during the period. % is calculated as Quantity/Base number*100

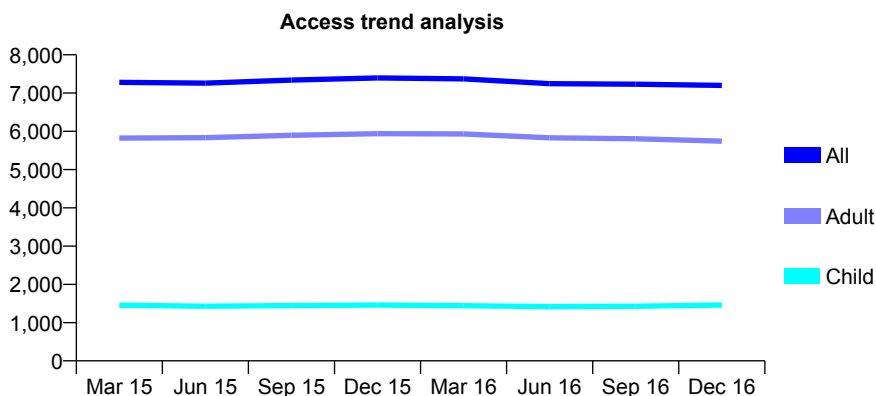
Q64 - Vital Signs At a Glance Contract Report for 107115/0001 - December 2016

Name or company name	IDH 324 & 325 Ltd
Contract type name	GDS Contract
Purpose of contract	General
Contract start date	01/10/2008
Contract end date	

16/17 Contracted general activity (UDA)	22,226
Carry forward general activity (UDA)	0
16/17 Contracted orthodontic activity (UOA)	0
Carry forward orthodontic activity (UOA)	0
Baseline contract value	£623,550.87

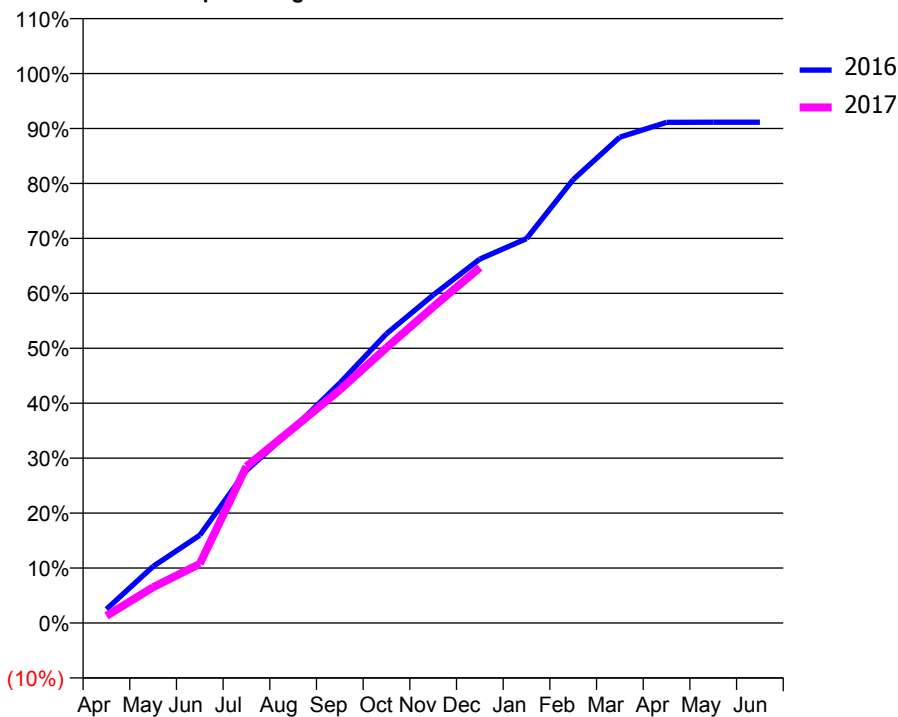
ACCESS*

Patients seen in 24 months	Total	Change since previous quarter
Quarter ending December 2015	7,396	
Quarter ending March 2016	7,371	→
Quarter ending June 2016	7,246	↓
Quarter ending September 2016	7,232	→
Quarter ending December 2016	7,201	→
Variance since December 2015	(2.6%)	↓



ACTIVITY

Cumulative percentage of contracted UDA delivered 2016 & 2017



Month	Adjusted Scheduled Activity (UDA)	
	2016	2017
April	607	290
May	2,497	1,448
June	3,870	2,392
July	6,728	6,333
August	8,572	7,870
September	10,578	9,429
October	12,753	11,134
November	14,462	12,786
December	16,048	14,374
January	16,944	
February	19,551	
March	21,422	
April	22,074	
May	22,075	
June	22,075	

QUALITY

	Quantity	Base Number	Contract	AT	Region	England
% of FP17s for the same patient ID Re-attending within 3 months - Children	97	1,648	5.9%	9.7%	11.9%	12.4%
% of FP17s for the same patient ID Re-attending within 3 months - Adults	869	6,368	13.6%	14.2%	16.5%	16.6%
% of FP17s for the same patient ID Re-attending between 3 & 9 months - Children	1,014	1,648	61.5%	60.5%	60.2%	57.5%
% of FP17s for the same patient ID Re-attending between 3 & 9 months - Adults	3,833	6,368	60.2%	52.5%	52.0%	50.4%
% of FP17s for Band 1 Urgent Courses	542	7,509	7.2%	7.9%	9.5%	9.1%
% of FP17s Relating to Free Repair or Replacements	63	7,509	0.8%	0.8%	0.7%	0.8%
% of FP17s Relating to Continuations	67	7,509	0.9%	1.2%	1.2%	1.3%
% of Patients satisfied with the dentistry they have received	24	27	88.9%	92.7%	92.9%	92.7%
% of Patients satisfied with the time they had to wait for an appointment	21	27	77.8%	89.4%	88.8%	88.8%

* This is based on patients treated on this contract for their most recent course of treatment. Figures in italics indicate the base number of FP17s or Patient Questionnaire responses are less than 100. N/A is shown where the base number of responses is less than 10 during the period. % is calculated as Quantity/Base number*100

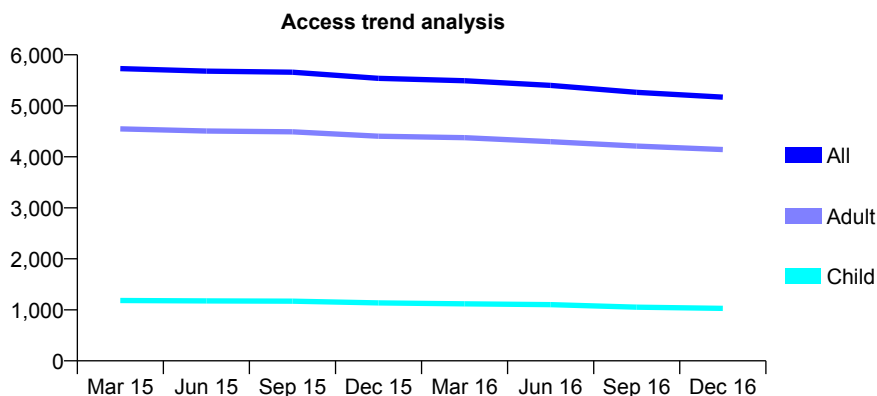
Q64 - Vital Signs At a Glance Contract Report for 107115/0002 - December 2016

Name or company name	IDH 324 & 325 Ltd
Contract type name	GDS Contract
Purpose of contract	General
Contract start date	01/10/2008
Contract end date	

16/17 Contracted general activity (UDA)	17,427
Carry forward general activity (UDA)	0
16/17 Contracted orthodontic activity (UOA)	0
Carry forward orthodontic activity (UOA)	0
Baseline contract value	£447,708.37

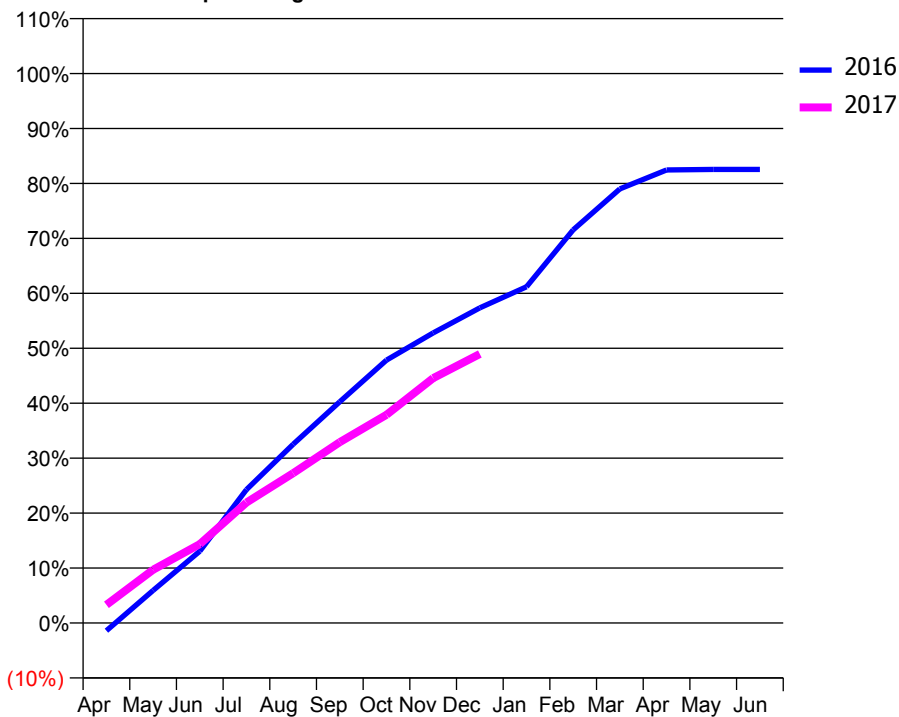
ACCESS*

Patients seen in 24 months	Total	Change since previous quarter
Quarter ending December 2015	5,538	
Quarter ending March 2016	5,491	→
Quarter ending June 2016	5,399	↓
Quarter ending September 2016	5,263	↓
Quarter ending December 2016	5,171	↓
Variance since December 2015	(6.6%)	↓



ACTIVITY

Cumulative percentage of contracted UDA delivered 2016 & 2017



Month	Adjusted Scheduled Activity (UDA)	
	2016	2017
April	-248	576
May	1,035	1,690
June	2,277	2,501
July	4,229	3,821
August	5,671	4,751
September	7,019	5,738
October	8,337	6,604
November	9,201	7,765
December	9,994	8,533
January	10,665	
February	12,470	
March	13,766	
April	14,368	
May	14,385	
June	14,386	

QUALITY

	Quantity	Base Number	Contract	AT	Region	England
% of FP17s for the same patient ID Re-attending within 3 months - Children	58	1,006	5.8%	9.7%	11.9%	12.4%
% of FP17s for the same patient ID Re-attending within 3 months - Adults	591	4,110	14.4%	14.2%	16.5%	16.6%
% of FP17s for the same patient ID Re-attending between 3 & 9 months - Children	554	1,006	55.1%	60.5%	60.2%	57.5%
% of FP17s for the same patient ID Re-attending between 3 & 9 months - Adults	2,134	4,110	51.9%	52.5%	52.0%	50.4%
% of FP17s for Band 1 Urgent Courses	355	4,839	7.3%	7.9%	9.5%	9.1%
% of FP17s Relating to Free Repair or Replacements	37	4,839	0.8%	0.8%	0.7%	0.8%
% of FP17s Relating to Continuations	159	4,839	3.3%	1.2%	1.2%	1.3%
% of Patients satisfied with the dentistry they have received	18	19	94.7%	92.7%	92.9%	92.7%
% of Patients satisfied with the time they had to wait for an appointment	14	19	73.7%	89.4%	88.8%	88.8%

* This is based on patients treated on this contract for their most recent course of treatment. Figures in italics indicate the base number of FP17s or Patient Questionnaire responses are less than 100. N/A is shown where the base number of responses is less than 10 during the period. % is calculated as Quantity/Base number*100

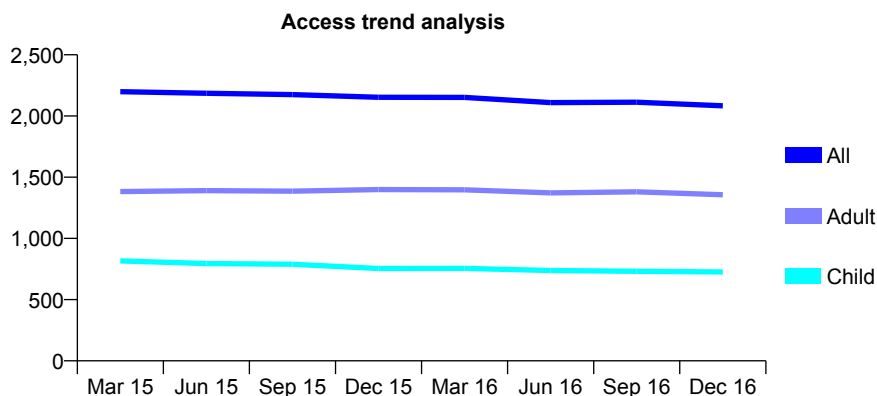
Q64 - Vital Signs At a Glance Contract Report for 108448/0001 - December 2016

Name or company name	Lyndhurst Dental Practice
Contract type name	GDS Contract
Purpose of contract	General
Contract start date	01/04/2006
Contract end date	

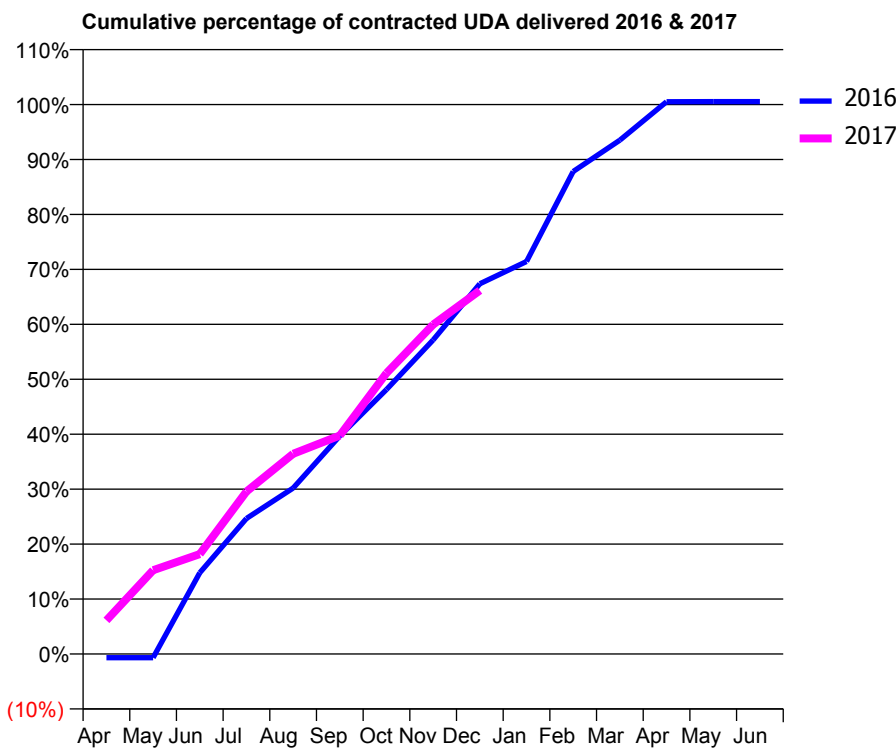
16/17 Contracted general activity (UDA)	5,044
Carry forward general activity (UDA)	-26
16/17 Contracted orthodontic activity (UOA)	0
Carry forward orthodontic activity (UOA)	0
Baseline contract value	£106,809.48

ACCESS*

Patients seen in 24 months	Total	Change since previous quarter
Quarter ending December 2015	2,153	
Quarter ending March 2016	2,152	→
Quarter ending June 2016	2,110	↓
Quarter ending September 2016	2,113	→
Quarter ending December 2016	2,083	↓
Variance since December 2015	(3.3%)	↓



ACTIVITY



Month	Adjusted Scheduled Activity (UDA)	
	2016	2017
April	-35	309
May	-35	769
June	746	917
July	1,244	1,492
August	1,523	1,838
September	2,002	2,005
October	2,428	2,578
November	2,883	3,024
December	3,398	3,337
January	3,603	
February	4,430	
March	4,717	
April	5,069	
May	5,070	
June	5,070	

QUALITY

	Quantity	Base Number	Contract	AT	Region	England
% of FP17s for the same patient ID Re-attending within 3 months - Children	38	834	4.6%	9.7%	11.9%	12.4%
% of FP17s for the same patient ID Re-attending within 3 months - Adults	117	1,417	8.3%	14.2%	16.5%	16.6%
% of FP17s for the same patient ID Re-attending between 3 & 9 months - Children	557	834	66.8%	60.5%	60.2%	57.5%
% of FP17s for the same patient ID Re-attending between 3 & 9 months - Adults	939	1,417	66.3%	52.5%	52.0%	50.4%
% of FP17s for Band 1 Urgent Courses	137	2,064	6.6%	7.9%	9.5%	9.1%
% of FP17s Relating to Free Repair or Replacements	0	2,064	0.0%	0.8%	0.7%	0.8%
% of FP17s Relating to Continuations	0	2,064	0.0%	1.2%	1.2%	1.3%
% of Patients satisfied with the dentistry they have received	4	4	N/A	92.7%	92.9%	92.7%
% of Patients satisfied with the time they had to wait for an appointment	4	4	N/A	89.4%	88.8%	88.8%

* This is based on patients treated on this contract for their most recent course of treatment. Figures in italics indicate the base number of FP17s or Patient Questionnaire responses are less than 100. N/A is shown where the base number of responses is less than 10 during the period. % is calculated as Quantity/Base number*100

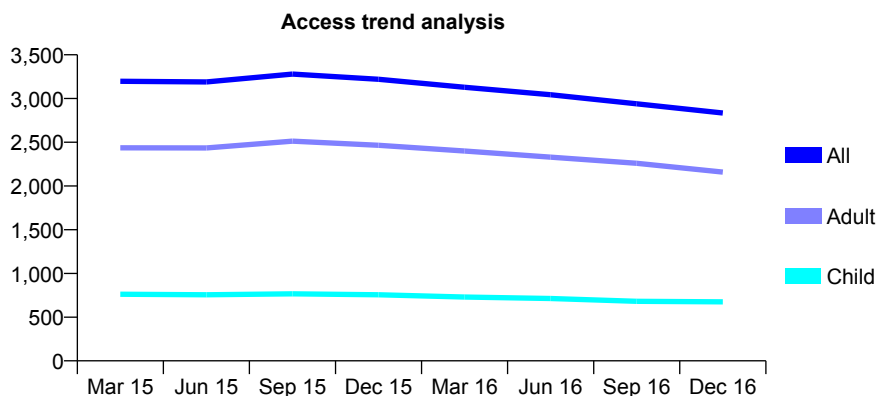
Q64 - Vital Signs At a Glance Contract Report for 108898/0001 - December 2016

Name or company name	MA Surgeries Limited
Contract type name	GDS Contract
Purpose of contract	General
Contract start date	01/04/2013
Contract end date	

16/17 Contracted general activity (UDA)	9,900
Carry forward general activity (UDA)	0
16/17 Contracted orthodontic activity (UOA)	0
Carry forward orthodontic activity (UOA)	0
Baseline contract value	£231,146.35

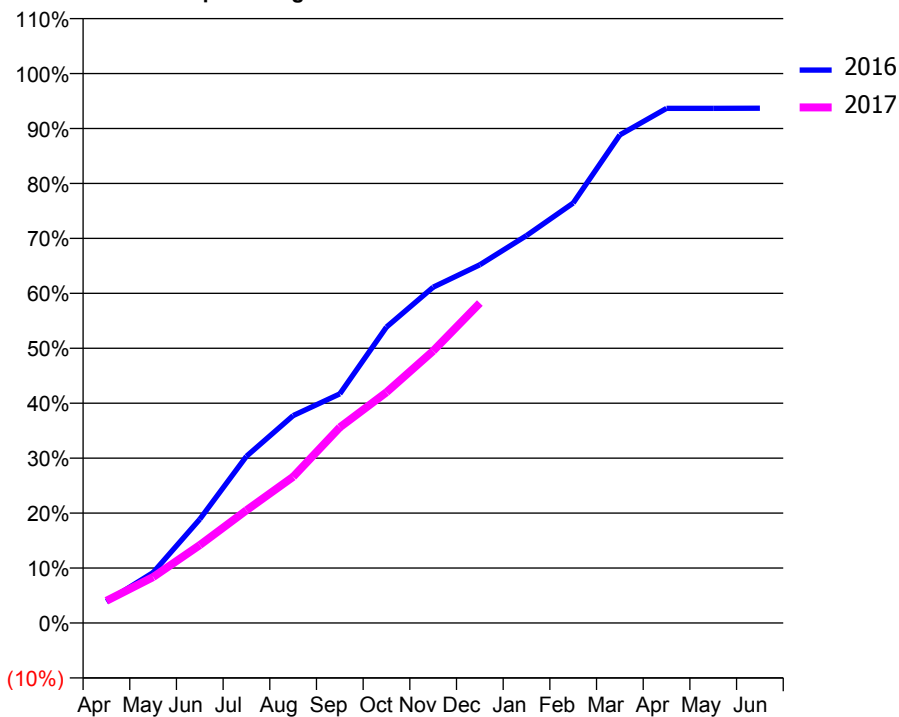
ACCESS*

Patients seen in 24 months	Total	Change since previous quarter
Quarter ending December 2015	3,220	
Quarter ending March 2016	3,129	↓
Quarter ending June 2016	3,043	↓
Quarter ending September 2016	2,940	↓
Quarter ending December 2016	2,834	↓
Variance since December 2015	(12.0%)	↓



ACTIVITY

Cumulative percentage of contracted UDA delivered 2016 & 2017



Month	Adjusted Scheduled Activity (UDA)	
	2016	2017
April	386	399
May	910	827
June	1,871	1,404
July	3,005	2,030
August	3,736	2,635
September	4,128	3,525
October	5,333	4,157
November	6,052	4,903
December	6,454	5,764
January	6,980	
February	7,566	
March	8,793	
April	9,273	
May	9,273	
June	9,274	

QUALITY

	Quantity	Base Number	Contract	AT	Region	England
% of FP17s for the same patient ID Re-attending within 3 months - Children	45	751	6.0%	9.7%	11.9%	12.4%
% of FP17s for the same patient ID Re-attending within 3 months - Adults	250	2,222	11.3%	14.2%	16.5%	16.6%
% of FP17s for the same patient ID Re-attending between 3 & 9 months - Children	528	751	70.3%	60.5%	60.2%	57.5%
% of FP17s for the same patient ID Re-attending between 3 & 9 months - Adults	1,430	2,222	64.4%	52.5%	52.0%	50.4%
% of FP17s for Band 1 Urgent Courses	130	2,756	4.7%	7.9%	9.5%	9.1%
% of FP17s Relating to Free Repair or Replacements	2	2,756	0.1%	0.8%	0.7%	0.8%
% of FP17s Relating to Continuations	50	2,756	1.8%	1.2%	1.2%	1.3%
% of Patients satisfied with the dentistry they have received	6	8	N/A	92.7%	92.9%	92.7%
% of Patients satisfied with the time they had to wait for an appointment	7	8	N/A	89.4%	88.8%	88.8%

* This is based on patients treated on this contract for their most recent course of treatment. Figures in italics indicate the base number of FP17s or Patient Questionnaire responses are less than 100. N/A is shown where the base number of responses is less than 10 during the period. % is calculated as Quantity/Base number*100

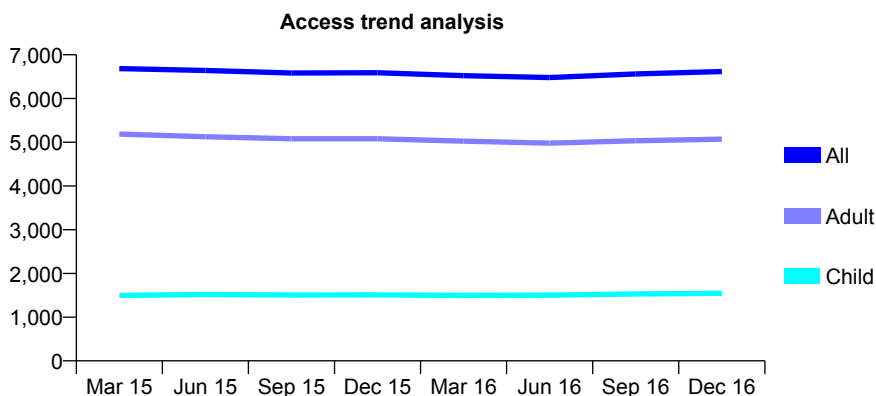
Q64 - Vital Signs At a Glance Contract Report for 108936/0001 - December 2016

Name or company name	Mrs J Starkey
Contract type name	GDS Contract
Purpose of contract	General
Contract start date	01/08/2012
Contract end date	

16/17 Contracted general activity (UDA)	20,000
Carry forward general activity (UDA)	0
16/17 Contracted orthodontic activity (UOA)	0
Carry forward orthodontic activity (UOA)	0
Baseline contract value	£521,675.49

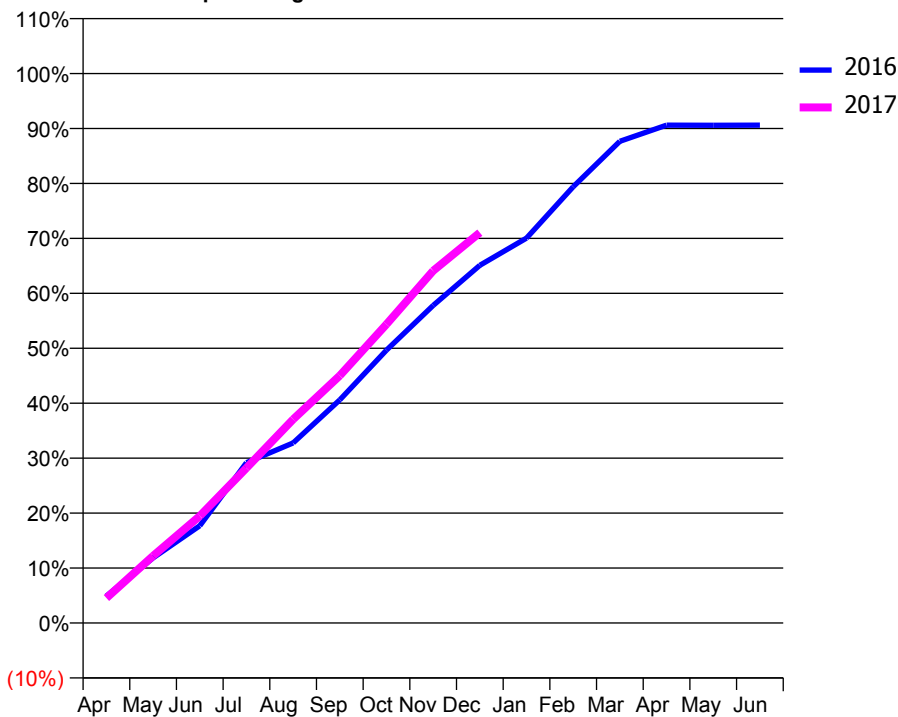
ACCESS*

Patients seen in 24 months	Total	Change since previous quarter
Quarter ending December 2015	6,590	
Quarter ending March 2016	6,522	↓
Quarter ending June 2016	6,481	→
Quarter ending September 2016	6,563	→
Quarter ending December 2016	6,617	→
Variance since December 2015	0.4%	→



ACTIVITY

Cumulative percentage of contracted UDA delivered 2016 & 2017



Month	Adjusted Scheduled Activity (UDA)	
	2016	2017
April	982	912
May	2,373	2,442
June	3,539	3,893
July	5,838	5,640
August	6,555	7,413
September	8,121	9,005
October	9,931	10,876
November	11,557	12,820
December	13,022	14,209
January	14,012	
February	15,878	
March	17,533	
April	18,119	
May	18,118	
June	18,118	

QUALITY

	Quantity	Base Number	Contract	AT	Region	England
% of FP17s for the same patient ID Re-attending within 3 months - Children	65	1,866	3.5%	9.7%	11.9%	12.4%
% of FP17s for the same patient ID Re-attending within 3 months - Adults	653	5,935	11.0%	14.2%	16.5%	16.6%
% of FP17s for the same patient ID Re-attending between 3 & 9 months - Children	1,281	1,866	68.6%	60.5%	60.2%	57.5%
% of FP17s for the same patient ID Re-attending between 3 & 9 months - Adults	4,029	5,935	67.9%	52.5%	52.0%	50.4%
% of FP17s for Band 1 Urgent Courses	364	7,478	4.9%	7.9%	9.5%	9.1%
% of FP17s Relating to Free Repair or Replacements	28	7,478	0.4%	0.8%	0.7%	0.8%
% of FP17s Relating to Continuations	39	7,478	0.5%	1.2%	1.2%	1.3%
% of Patients satisfied with the dentistry they have received	12	14	85.7%	92.7%	92.9%	92.7%
% of Patients satisfied with the time they had to wait for an appointment	13	14	92.9%	89.4%	88.8%	88.8%

* This is based on patients treated on this contract for their most recent course of treatment. Figures in italics indicate the base number of FP17s or Patient Questionnaire responses are less than 100. N/A is shown where the base number of responses is less than 10 during the period. % is calculated as Quantity/Base number*100

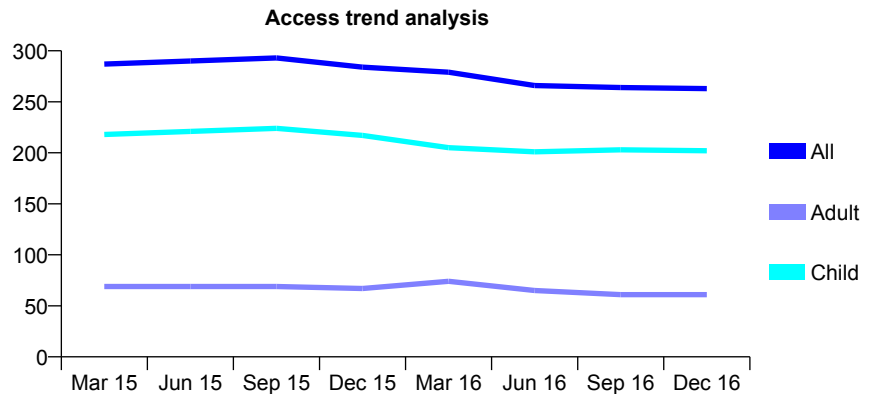
Q64 - Vital Signs At a Glance Contract Report for 109002/0001 - December 2016

Name or company name	Dr Dominic Killian Ltd
Contract type name	GDS Contract
Purpose of contract	General
Contract start date	01/10/2008
Contract end date	

16/17 Contracted general activity (UDA)	600
Carry forward general activity (UDA)	0
16/17 Contracted orthodontic activity (UOA)	0
Carry forward orthodontic activity (UOA)	0
Baseline contract value	£16,329.94

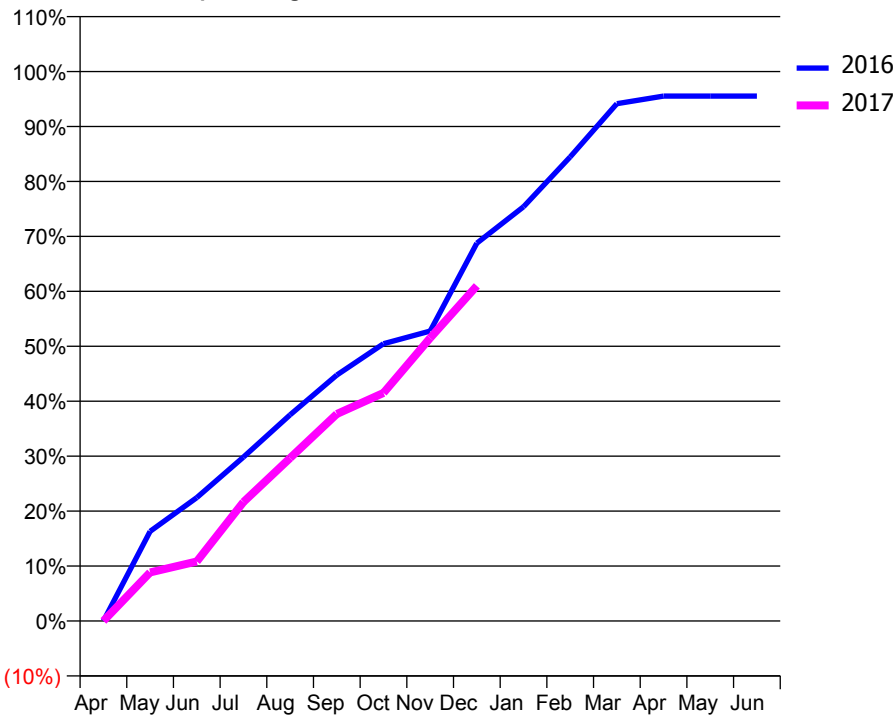
ACCESS*

Patients seen in 24 months	Total	Change since previous quarter
Quarter ending December 2015	284	
Quarter ending March 2016	279	↓
Quarter ending June 2016	266	↓
Quarter ending September 2016	264	→
Quarter ending December 2016	263	→
Variance since December 2015	(7.4%)	↓



ACTIVITY

Cumulative percentage of contracted UDA delivered 2016 & 2017



Month	Adjusted Scheduled Activity (UDA)	
	2016	2017
April	0	0
May	106	53
June	146	65
July	194	130
August	244	178
September	291	226
October	328	249
November	343	309
December	447	366
January	490	
February	549	
March	612	
April	621	
May	621	
June	621	

QUALITY

	Quantity	Base Number	Contract	AT	Region	England
% of FP17s for the same patient ID Re-attending within 3 months - Children	6	225	2.7%	9.7%	11.9%	12.4%
% of FP17s for the same patient ID Re-attending within 3 months - Adults	1	27	3.7%	14.2%	16.5%	16.6%
% of FP17s for the same patient ID Re-attending between 3 & 9 months - Children	157	225	69.8%	60.5%	60.2%	57.5%
% of FP17s for the same patient ID Re-attending between 3 & 9 months - Adults	22	27	81.5%	52.5%	52.0%	50.4%
% of FP17s for Band 1 Urgent Courses	0	246	0.0%	7.9%	9.5%	9.1%
% of FP17s Relating to Free Repair or Replacements	0	246	0.0%	0.8%	0.7%	0.8%
% of FP17s Relating to Continuations	0	246	0.0%	1.2%	1.2%	1.3%
% of Patients satisfied with the dentistry they have received	0	0	N/A	92.7%	92.9%	92.7%
% of Patients satisfied with the time they had to wait for an appointment	0	0	N/A	89.4%	88.8%	88.8%

* This is based on patients treated on this contract for their most recent course of treatment. Figures in italics indicate the base number of FP17s or Patient Questionnaire responses are less than 100. N/A is shown where the base number of responses is less than 10 during the period. % is calculated as Quantity/Base number*100

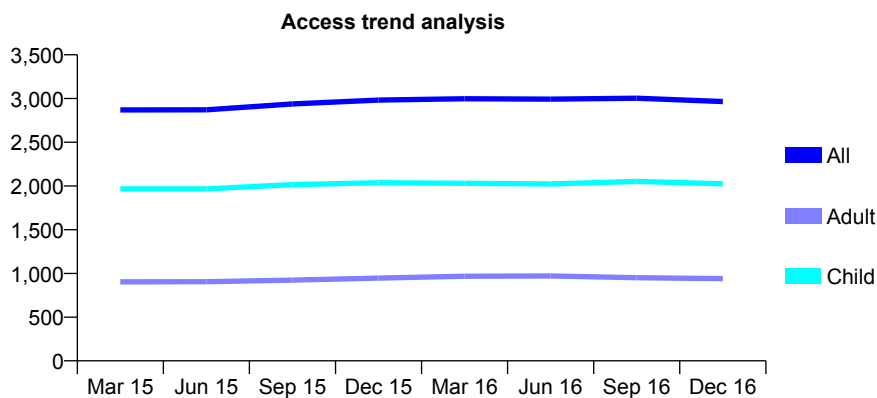
Q64 - Vital Signs At a Glance Contract Report for 113387/0001 - December 2016

Name or company name	Hanlon, Gardner Dental Surgeons
Contract type name	GDS Contract
Purpose of contract	General and Orthodontic
Contract start date	01/04/2006
Contract end date	

16/17 Contracted general activity (UDA)	6,000
Carry forward general activity (UDA)	131
16/17 Contracted orthodontic activity (UOA)	896
Carry forward orthodontic activity (UOA)	0
Baseline contract value	£188,745.31

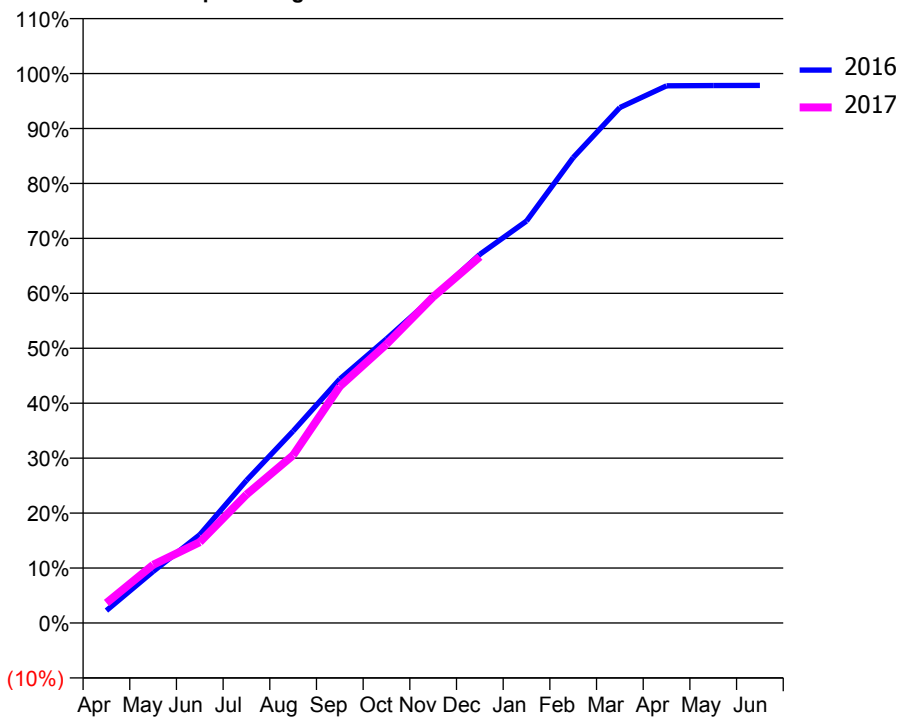
ACCESS*

Patients seen in 24 months	Total	Change since previous quarter
Quarter ending December 2015	2,983	
Quarter ending March 2016	2,998	→
Quarter ending June 2016	2,993	→
Quarter ending September 2016	3,003	→
Quarter ending December 2016	2,965	↓
Variance since December 2015	(0.6%)	→



ACTIVITY

Cumulative percentage of contracted UDA delivered 2016 & 2017



Month	Adjusted Scheduled Activity (UDA)	
	2016	2017
April	137	220
May	563	636
June	964	883
July	1,557	1,403
August	2,096	1,833
September	2,664	2,584
October	3,102	3,044
November	3,559	3,561
December	4,025	3,999
January	4,389	
February	5,082	
March	5,628	
April	5,865	
May	5,868	
June	5,869	

QUALITY

	Quantity	Base Number	Contract	AT	Region	England
% of FP17s for the same patient ID Re-attending within 3 months - Children	330	2,446	13.5%	9.7%	11.9%	12.4%
% of FP17s for the same patient ID Re-attending within 3 months - Adults	112	727	15.4%	14.2%	16.5%	16.6%
% of FP17s for the same patient ID Re-attending between 3 & 9 months - Children	1,435	2,446	58.7%	60.5%	60.2%	57.5%
% of FP17s for the same patient ID Re-attending between 3 & 9 months - Adults	404	727	55.6%	52.5%	52.0%	50.4%
% of FP17s for Band 1 Urgent Courses	105	2,906	3.6%	7.9%	9.5%	9.1%
% of FP17s Relating to Free Repair or Replacements	0	2,906	0.0%	0.8%	0.7%	0.8%
% of FP17s Relating to Continuations	92	2,906	3.2%	1.2%	1.2%	1.3%
% of Patients satisfied with the dentistry they have received	3	4	N/A	92.7%	92.9%	92.7%
% of Patients satisfied with the time they had to wait for an appointment	3	4	N/A	89.4%	88.8%	88.8%

* This is based on patients treated on this contract for their most recent course of treatment. Figures in italics indicate the base number of FP17s or Patient Questionnaire responses are less than 100. N/A is shown where the base number of responses is less than 10 during the period. % is calculated as Quantity/Base number*100

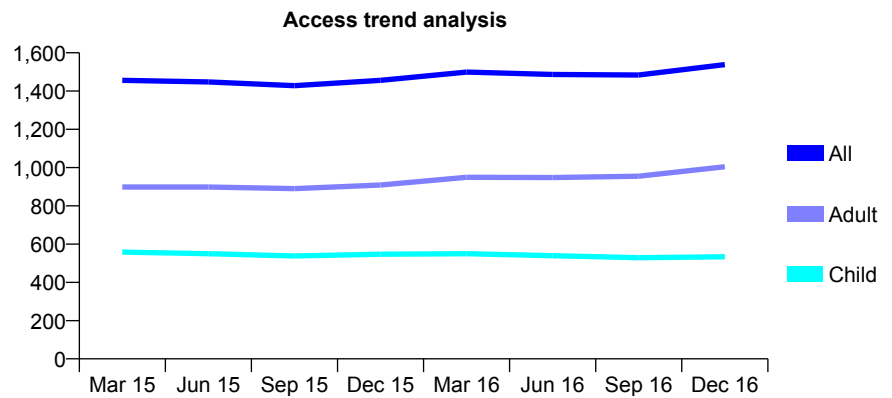
Q64 - Vital Signs At a Glance Contract Report for 114588/0001 - December 2016

Name or company name	Ferndale Dental Clinic Limited
Contract type name	GDS Contract
Purpose of contract	General
Contract start date	01/04/2008
Contract end date	

16/17 Contracted general activity (UDA)	6,764
Carry forward general activity (UDA)	144
16/17 Contracted orthodontic activity (UOA)	0
Carry forward orthodontic activity (UOA)	0
Baseline contract value	£163,464.03

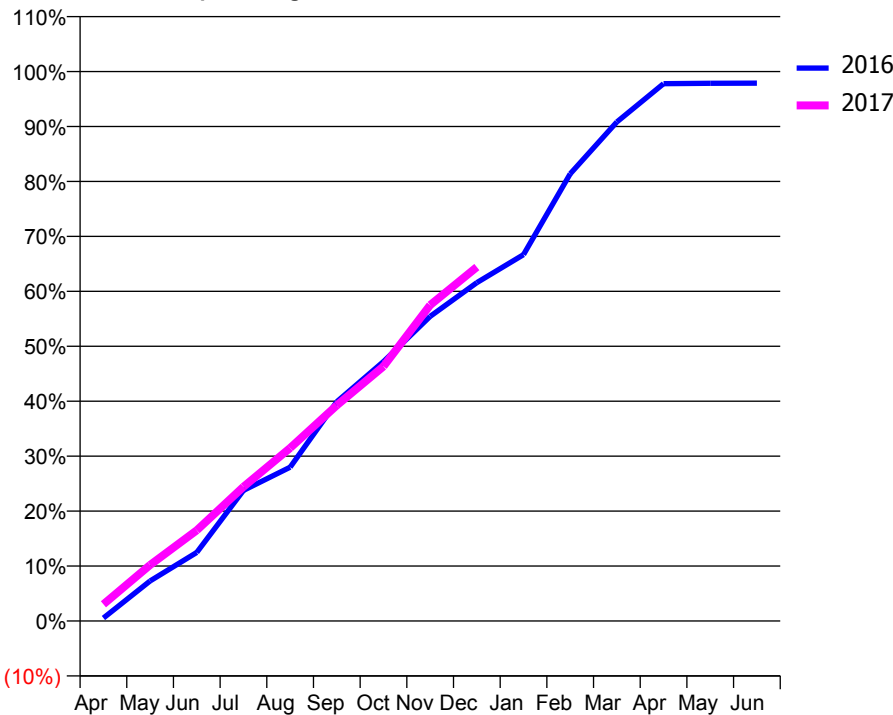
ACCESS*

Patients seen in 24 months	Total	Change since previous quarter
Quarter ending December 2015	1,456	
Quarter ending March 2016	1,499	↑
Quarter ending June 2016	1,487	→
Quarter ending September 2016	1,484	→
Quarter ending December 2016	1,538	↑
Variance since December 2015	5.6%	↑



ACTIVITY

Cumulative percentage of contracted UDA delivered 2016 & 2017



Month	Adjusted Scheduled Activity (UDA)	
	2016	2017
April	38	205
May	494	689
June	845	1,118
July	1,608	1,652
August	1,893	2,129
September	2,699	2,656
October	3,194	3,134
November	3,750	3,889
December	4,165	4,358
January	4,509	
February	5,505	
March	6,142	
April	6,614	
May	6,619	
June	6,620	

QUALITY

	Quantity	Base Number	Contract	AT	Region	England
% of FP17s for the same patient ID Re-attending within 3 months - Children	43	686	6.3%	9.7%	11.9%	12.4%
% of FP17s for the same patient ID Re-attending within 3 months - Adults	125	1,124	11.1%	14.2%	16.5%	16.6%
% of FP17s for the same patient ID Re-attending between 3 & 9 months - Children	536	686	78.1%	60.5%	60.2%	57.5%
% of FP17s for the same patient ID Re-attending between 3 & 9 months - Adults	773	1,124	68.8%	52.5%	52.0%	50.4%
% of FP17s for Band 1 Urgent Courses	59	1,629	3.6%	7.9%	9.5%	9.1%
% of FP17s Relating to Free Repair or Replacements	9	1,629	0.6%	0.8%	0.7%	0.8%
% of FP17s Relating to Continuations	10	1,629	0.6%	1.2%	1.2%	1.3%
% of Patients satisfied with the dentistry they have received	4	5	N/A	92.7%	92.9%	92.7%
% of Patients satisfied with the time they had to wait for an appointment	5	5	N/A	89.4%	88.8%	88.8%

* This is based on patients treated on this contract for their most recent course of treatment. Figures in italics indicate the base number of FP17s or Patient Questionnaire responses are less than 100. N/A is shown where the base number of responses is less than 10 during the period. % is calculated as Quantity/Base number*100

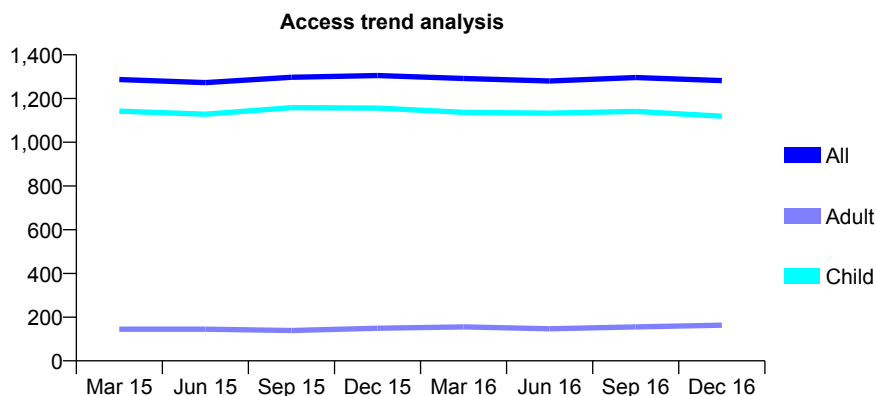
Q64 - Vital Signs At a Glance Contract Report for 117617/0001 - December 2016

Name or company name	Barley Mow Dental Care
Contract type name	GDS Contract
Purpose of contract	General
Contract start date	01/04/2006
Contract end date	

16/17 Contracted general activity (UDA)	3,100
Carry forward general activity (UDA)	115
16/17 Contracted orthodontic activity (UOA)	0
Carry forward orthodontic activity (UOA)	0
Baseline contract value	£73,828.96

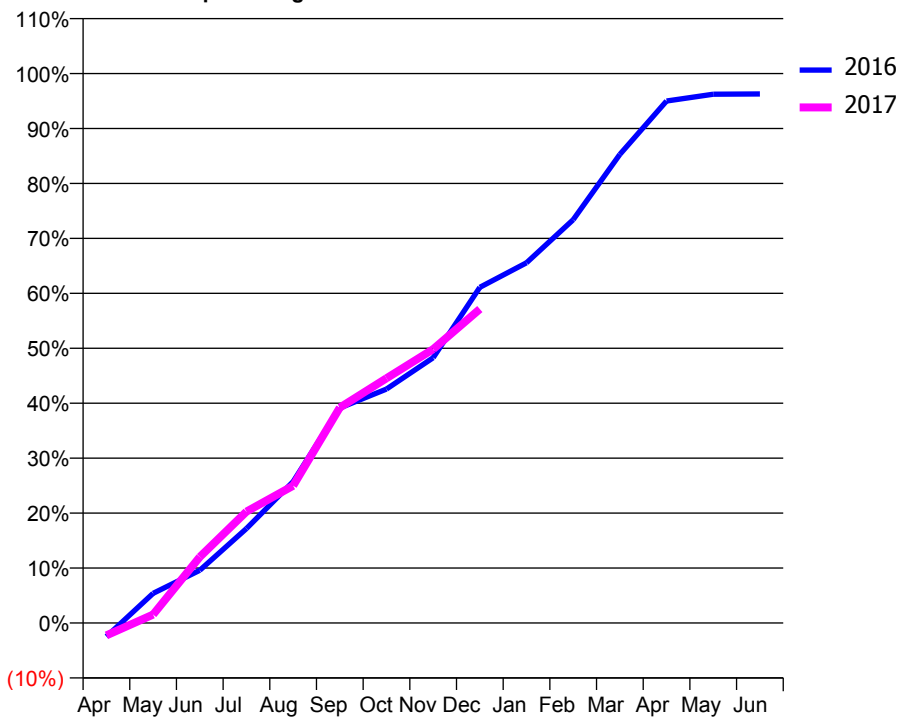
ACCESS*

Patients seen in 24 months	Total	Change since previous quarter
Quarter ending December 2015	1,305	
Quarter ending March 2016	1,292	→
Quarter ending June 2016	1,280	→
Quarter ending September 2016	1,296	→
Quarter ending December 2016	1,282	↓
Variance since December 2015	(1.8%)	↓



ACTIVITY

Cumulative percentage of contracted UDA delivered 2016 & 2017



Month	Adjusted Scheduled Activity (UDA)	
	2016	2017
April	-77	-71
May	167	48
June	298	372
July	533	629
August	798	774
September	1,213	1,215
October	1,320	1,381
November	1,497	1,545
December	1,894	1,771
January	2,033	
February	2,275	
March	2,644	
April	2,945	
May	2,983	
June	2,985	

QUALITY

	Quantity	Base Number	Contract	AT	Region	England
% of FP17s for the same patient ID Re-attending within 3 months - Children	172	1,600	10.8%	9.7%	11.9%	12.4%
% of FP17s for the same patient ID Re-attending within 3 months - Adults	1	18	5.6%	14.2%	16.5%	16.6%
% of FP17s for the same patient ID Re-attending between 3 & 9 months - Children	1,003	1,600	62.7%	60.5%	60.2%	57.5%
% of FP17s for the same patient ID Re-attending between 3 & 9 months - Adults	11	18	61.1%	52.5%	52.0%	50.4%
% of FP17s for Band 1 Urgent Courses	22	1,414	1.6%	7.9%	9.5%	9.1%
% of FP17s Relating to Free Repair or Replacements	0	1,414	0.0%	0.8%	0.7%	0.8%
% of FP17s Relating to Continuations	0	1,414	0.0%	1.2%	1.2%	1.3%
% of Patients satisfied with the dentistry they have received	0	0	N/A	92.7%	92.9%	92.7%
% of Patients satisfied with the time they had to wait for an appointment	0	0	N/A	89.4%	88.8%	88.8%

* This is based on patients treated on this contract for their most recent course of treatment. Figures in italics indicate the base number of FP17s or Patient Questionnaire responses are less than 100. N/A is shown where the base number of responses is less than 10 during the period. % is calculated as Quantity/Base number*100

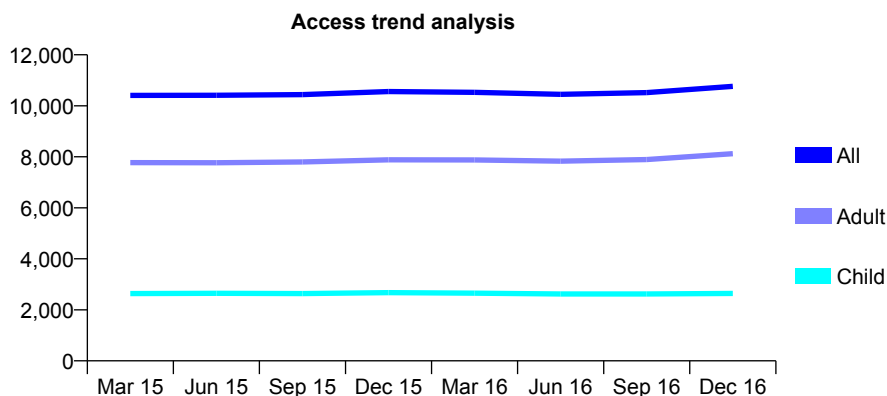
Q64 - Vital Signs At a Glance Contract Report for 117811/0001 - December 2016

Name or company name	Chipping Manor Dental Practice Ltd.
Contract type name	GDS Contract
Purpose of contract	General
Contract start date	01/04/2008
Contract end date	

16/17 Contracted general activity (UDA)	33,004
Carry forward general activity (UDA)	183
16/17 Contracted orthodontic activity (UOA)	0
Carry forward orthodontic activity (UOA)	0
Baseline contract value	£894,559.02

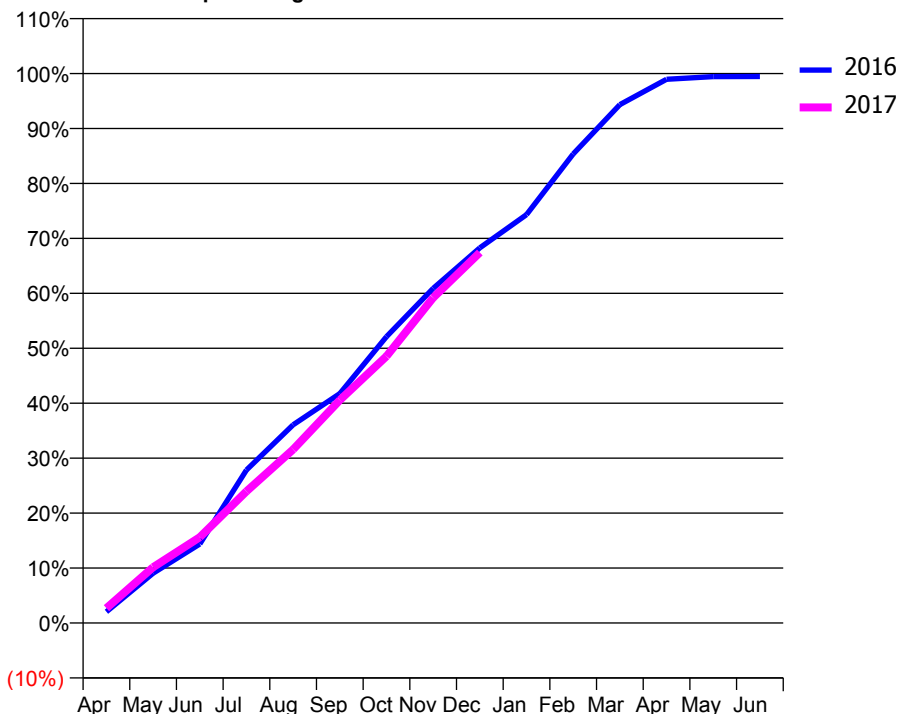
ACCESS*

Patients seen in 24 months	Total	Change since previous quarter
Quarter ending December 2015	10,557	
Quarter ending March 2016	10,527	→
Quarter ending June 2016	10,452	→
Quarter ending September 2016	10,519	→
Quarter ending December 2016	10,762	↑
Variance since December 2015	1.9%	→



ACTIVITY

Cumulative percentage of contracted UDA delivered 2016 & 2017



Month	Adjusted Scheduled Activity (UDA)	
	2016	2017
April	676	893
May	2,992	3,355
June	4,745	5,153
July	9,187	7,907
August	11,903	10,422
September	13,776	13,389
October	17,198	16,024
November	20,096	19,538
December	22,533	22,249
January	24,531	
February	28,170	
March	31,132	
April	32,660	
May	32,818	
June	32,821	

QUALITY

	Quantity	Base Number	Contract	AT	Region	England
% of FP17s for the same patient ID Re-attending within 3 months - Children	209	3,015	6.9%	9.7%	11.9%	12.4%
% of FP17s for the same patient ID Re-attending within 3 months - Adults	1,326	8,386	15.8%	14.2%	16.5%	16.6%
% of FP17s for the same patient ID Re-attending between 3 & 9 months - Children	2,000	3,015	66.3%	60.5%	60.2%	57.5%
% of FP17s for the same patient ID Re-attending between 3 & 9 months - Adults	4,332	8,386	51.7%	52.5%	52.0%	50.4%
% of FP17s for Band 1 Urgent Courses	1,001	10,020	10.0%	7.9%	9.5%	9.1%
% of FP17s Relating to Free Repair or Replacements	157	10,020	1.6%	0.8%	0.7%	0.8%
% of FP17s Relating to Continuations	68	10,020	0.7%	1.2%	1.2%	1.3%
% of Patients satisfied with the dentistry they have received	40	41	97.6%	92.7%	92.9%	92.7%
% of Patients satisfied with the time they had to wait for an appointment	39	41	95.1%	89.4%	88.8%	88.8%

* This is based on patients treated on this contract for their most recent course of treatment. Figures in italics indicate the base number of FP17s or Patient Questionnaire responses are less than 100. N/A is shown where the base number of responses is less than 10 during the period. % is calculated as Quantity/Base number*100

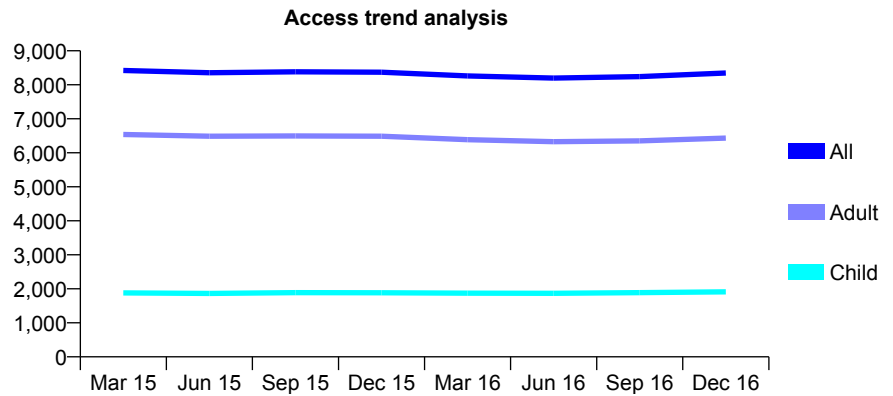
Q64 - Vital Signs At a Glance Contract Report for 117811/0002 - December 2016

Name or company name	Chipping Manor Dental Practice Ltd.
Contract type name	GDS Contract
Purpose of contract	General
Contract start date	17/09/2008
Contract end date	

16/17 Contracted general activity (UDA)	26,100
Carry forward general activity (UDA)	0
16/17 Contracted orthodontic activity (UOA)	0
Carry forward orthodontic activity (UOA)	0
Baseline contract value	£676,201.44

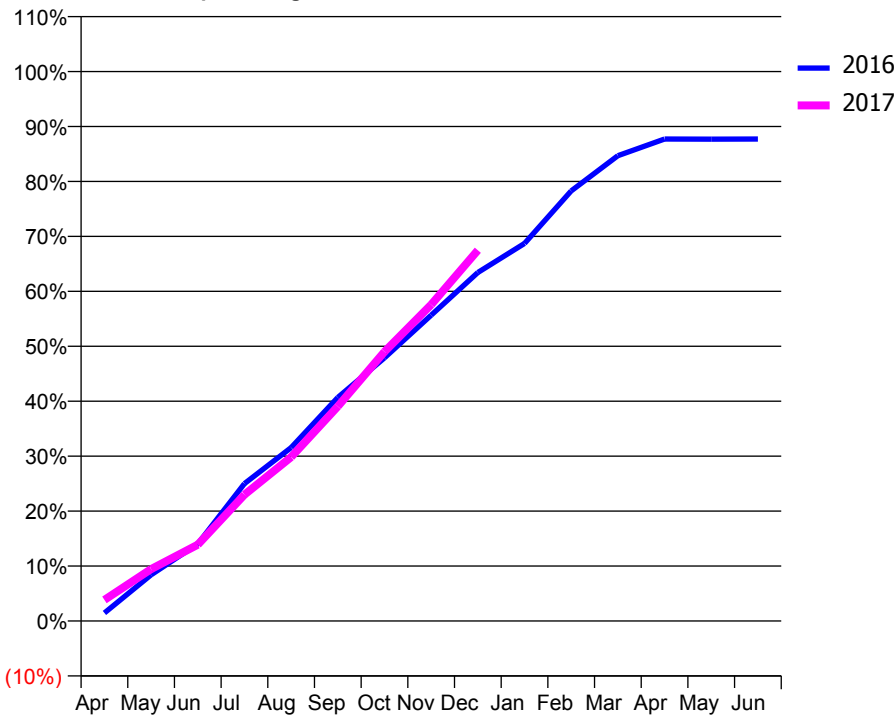
ACCESS*

Patients seen in 24 months	Total	Change since previous quarter
Quarter ending December 2015	8,371	
Quarter ending March 2016	8,259	↓
Quarter ending June 2016	8,198	→
Quarter ending September 2016	8,240	→
Quarter ending December 2016	8,346	→
Variance since December 2015	(0.3%)	→



ACTIVITY

Cumulative percentage of contracted UDA delivered 2016 & 2017



Month	Adjusted Scheduled Activity (UDA)	
	2016	2017
April	381	1,006
May	2,194	2,468
June	3,667	3,629
July	6,528	5,999
August	8,239	7,790
September	10,621	10,191
October	12,501	12,791
November	14,529	15,027
December	16,552	17,608
January	17,936	
February	20,427	
March	22,103	
April	22,890	
May	22,890	
June	22,893	

QUALITY

	Quantity	Base Number	Contract	AT	Region	England
% of FP17s for the same patient ID Re-attending within 3 months - Children	116	2,202	5.3%	9.7%	11.9%	12.4%
% of FP17s for the same patient ID Re-attending within 3 months - Adults	800	6,683	12.0%	14.2%	16.5%	16.6%
% of FP17s for the same patient ID Re-attending between 3 & 9 months - Children	1,292	2,202	58.7%	60.5%	60.2%	57.5%
% of FP17s for the same patient ID Re-attending between 3 & 9 months - Adults	3,339	6,683	50.0%	52.5%	52.0%	50.4%
% of FP17s for Band 1 Urgent Courses	546	8,509	6.4%	7.9%	9.5%	9.1%
% of FP17s Relating to Free Repair or Replacements	166	8,509	2.0%	0.8%	0.7%	0.8%
% of FP17s Relating to Continuations	89	8,509	1.0%	1.2%	1.2%	1.3%
% of Patients satisfied with the dentistry they have received	17	17	100.0%	92.7%	92.9%	92.7%
% of Patients satisfied with the time they had to wait for an appointment	17	17	100.0%	89.4%	88.8%	88.8%

* This is based on patients treated on this contract for their most recent course of treatment. Figures in italics indicate the base number of FP17s or Patient Questionnaire responses are less than 100. N/A is shown where the base number of responses is less than 10 during the period. % is calculated as Quantity/Base number*100

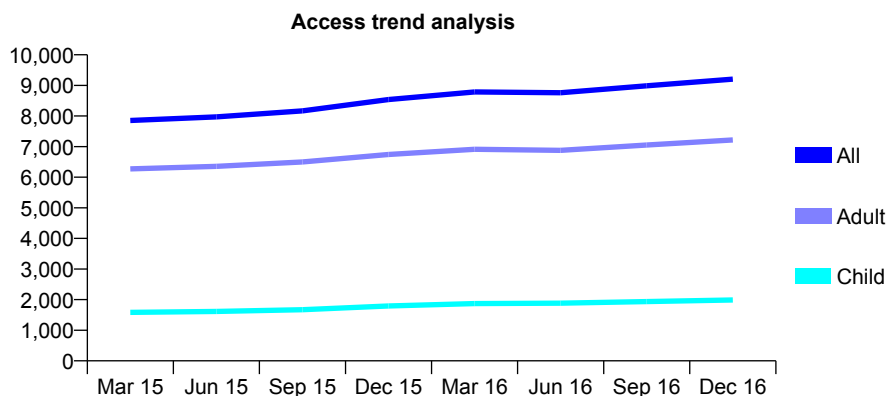
Q64 - Vital Signs At a Glance Contract Report for 118060/0029 - December 2016

Name or company name	Genix Healthcare Ltd
Contract type name	PDS Plus Contract
Purpose of contract	General
Contract start date	15/09/2011
Contract end date	14/09/2018

16/17 Contracted general activity (UDA)	24,000
Carry forward general activity (UDA)	0
16/17 Contracted orthodontic activity (UOA)	0
Carry forward orthodontic activity (UOA)	0
Baseline contract value	£330,109.31

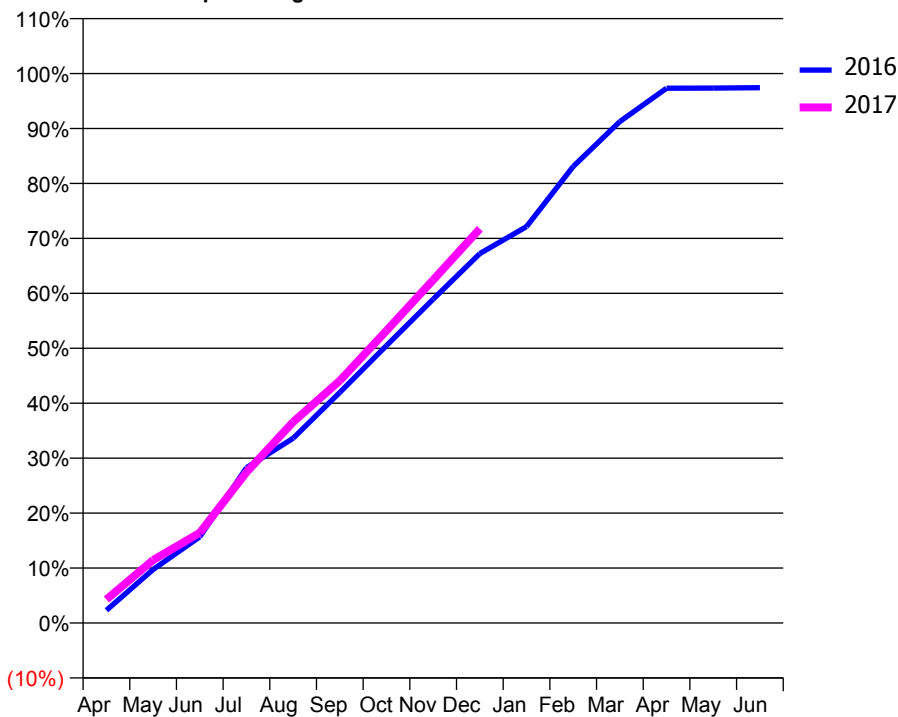
ACCESS*

Patients seen in 24 months	Total	Change since previous quarter
Quarter ending December 2015	8,540	
Quarter ending March 2016	8,785	↑
Quarter ending June 2016	8,759	→
Quarter ending September 2016	8,989	↑
Quarter ending December 2016	9,206	↑
Variance since December 2015	7.8%	↑



ACTIVITY

Cumulative percentage of contracted UDA delivered 2016 & 2017



Month	Adjusted Scheduled Activity (UDA)	
	2016	2017
April	558	1,028
May	2,340	2,751
June	3,763	3,938
July	6,782	6,582
August	8,071	8,780
September	10,072	10,585
October	12,118	12,767
November	14,143	14,981
December	16,137	17,218
January	17,310	
February	19,938	
March	21,902	
April	23,358	
May	23,365	
June	23,381	

QUALITY

	Quantity	Base Number	Contract	AT	Region	England
% of FP17s for the same patient ID Re-attending within 3 months - Children	87	2,159	4.0%	9.7%	11.9%	12.4%
% of FP17s for the same patient ID Re-attending within 3 months - Adults	778	7,114	10.9%	14.2%	16.5%	16.6%
% of FP17s for the same patient ID Re-attending between 3 & 9 months - Children	1,392	2,159	64.5%	60.5%	60.2%	57.5%
% of FP17s for the same patient ID Re-attending between 3 & 9 months - Adults	3,867	7,114	54.4%	52.5%	52.0%	50.4%
% of FP17s for Band 1 Urgent Courses	289	8,654	3.3%	7.9%	9.5%	9.1%
% of FP17s Relating to Free Repair or Replacements	79	8,654	0.9%	0.8%	0.7%	0.8%
% of FP17s Relating to Continuations	88	8,654	1.0%	1.2%	1.2%	1.3%
% of Patients satisfied with the dentistry they have received	37	41	90.2%	92.7%	92.9%	92.7%
% of Patients satisfied with the time they had to wait for an appointment	36	41	87.8%	89.4%	88.8%	88.8%

* This is based on patients treated on this contract for their most recent course of treatment. Figures in italics indicate the base number of FP17s or Patient Questionnaire responses are less than 100. N/A is shown where the base number of responses is less than 10 during the period. % is calculated as Quantity/Base number*100

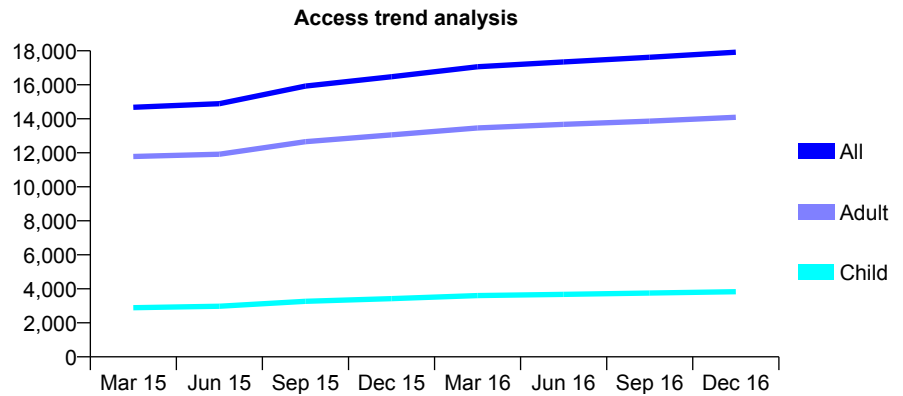
Q64 - Vital Signs At a Glance Contract Report for 118060/0030 - December 2016

Name or company name	Genix Healthcare Ltd
Contract type name	PDS Plus Contract
Purpose of contract	General
Contract start date	03/11/2011
Contract end date	02/11/2018

16/17 Contracted general activity (UDA)	64,000
Carry forward general activity (UDA)	0
16/17 Contracted orthodontic activity (UOA)	0
Carry forward orthodontic activity (UOA)	0
Baseline contract value	£811,249.04

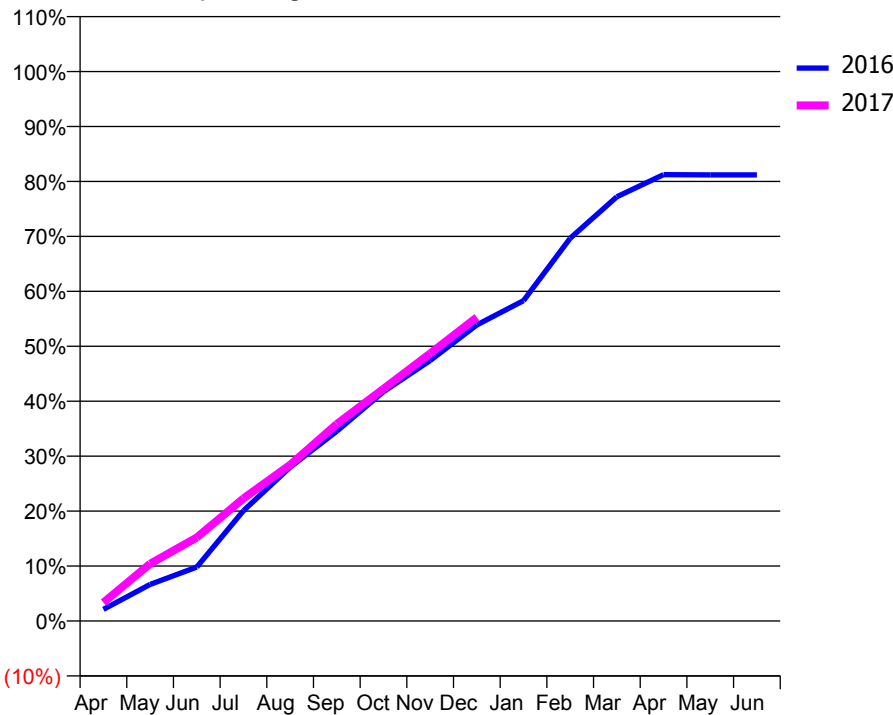
ACCESS*

Patients seen in 24 months	Total	Change since previous quarter
Quarter ending December 2015	16,473	
Quarter ending March 2016	17,065	↑
Quarter ending June 2016	17,348	→
Quarter ending September 2016	17,619	→
Quarter ending December 2016	17,919	→
Variance since December 2015	8.8%	↑



ACTIVITY

Cumulative percentage of contracted UDA delivered 2016 & 2017



Month	Adjusted Scheduled Activity (UDA)	
	2016	2017
April	1,361	2,150
May	4,256	6,676
June	6,275	9,726
July	12,854	14,288
August	17,922	18,190
September	22,101	22,950
October	26,706	27,054
November	30,347	31,169
December	34,488	35,370
January	37,315	
February	44,580	
March	49,412	
April	51,984	
May	51,957	
June	51,958	

QUALITY

	Quantity	Base Number	Contract	AT	Region	England
% of FP17s for the same patient ID Re-attending within 3 months - Children	300	4,117	7.3%	9.7%	11.9%	12.4%
% of FP17s for the same patient ID Re-attending within 3 months - Adults	1,562	12,881	12.1%	14.2%	16.5%	16.6%
% of FP17s for the same patient ID Re-attending between 3 & 9 months - Children	2,499	4,117	60.7%	60.5%	60.2%	57.5%
% of FP17s for the same patient ID Re-attending between 3 & 9 months - Adults	6,690	12,881	51.9%	52.5%	52.0%	50.4%
% of FP17s for Band 1 Urgent Courses	1,545	15,903	9.7%	7.9%	9.5%	9.1%
% of FP17s Relating to Free Repair or Replacements	166	15,903	1.0%	0.8%	0.7%	0.8%
% of FP17s Relating to Continuations	51	15,903	0.3%	1.2%	1.2%	1.3%
% of Patients satisfied with the dentistry they have received	33	39	84.6%	92.7%	92.9%	92.7%
% of Patients satisfied with the time they had to wait for an appointment	36	39	92.3%	89.4%	88.8%	88.8%

* This is based on patients treated on this contract for their most recent course of treatment. Figures in italics indicate the base number of FP17s or Patient Questionnaire responses are less than 100. N/A is shown where the base number of responses is less than 10 during the period. % is calculated as Quantity/Base number*100

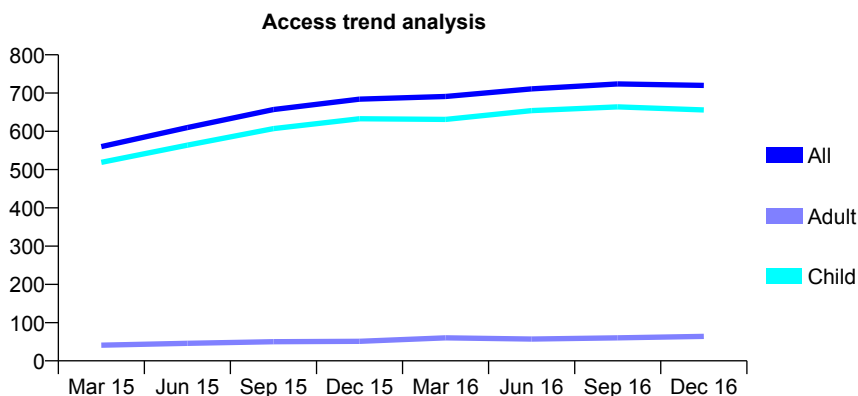
Q64 - Vital Signs At a Glance Contract Report for 118222/0002 - December 2016

Name or company name	Long Street Dental
Contract type name	GDS Contract
Purpose of contract	General
Contract start date	01/05/2006
Contract end date	

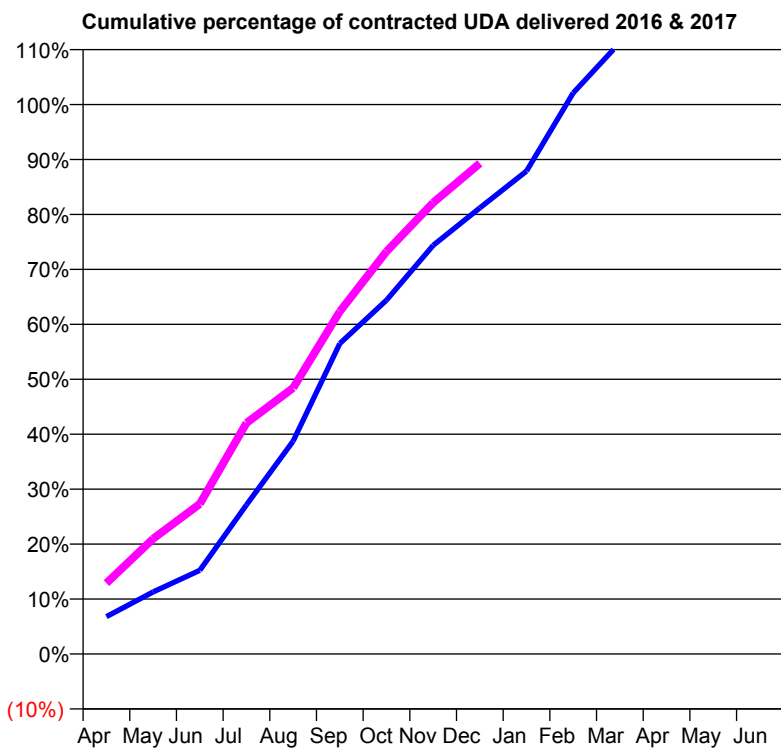
16/17 Contracted general activity (UDA)	1,300
Carry forward general activity (UDA)	-26
16/17 Contracted orthodontic activity (UOA)	0
Carry forward orthodontic activity (UOA)	0
Baseline contract value	£34,089.04

ACCESS*

Patients seen in 24 months	Total	Change since previous quarter
Quarter ending December 2015	684	
Quarter ending March 2016	691	→
Quarter ending June 2016	711	↑
Quarter ending September 2016	724	→
Quarter ending December 2016	720	→
Variance since December 2015	5.3%	↑



ACTIVITY



Month	Adjusted Scheduled Activity (UDA)	
	2016	2017
April	89	168
May	147	273
June	198	355
July	353	547
August	504	630
September	735	810
October	837	952
November	967	1,068
December	1,055	1,161
January	1,143	
February	1,327	
March	1,446	
April	1,464	
May	1,464	
June	1,464	

QUALITY

	Quantity	Base Number	Contract	AT	Region	England
% of FP17s for the same patient ID Re-attending within 3 months - Children	77	864	8.9%	9.7%	11.9%	12.4%
% of FP17s for the same patient ID Re-attending within 3 months - Adults	0	0	N/A	14.2%	16.5%	16.6%
% of FP17s for the same patient ID Re-attending between 3 & 9 months - Children	634	864	73.4%	60.5%	60.2%	57.5%
% of FP17s for the same patient ID Re-attending between 3 & 9 months - Adults	0	0	N/A	52.5%	52.0%	50.4%
% of FP17s for Band 1 Urgent Courses	24	838	2.9%	7.9%	9.5%	9.1%
% of FP17s Relating to Free Repair or Replacements	0	838	0.0%	0.8%	0.7%	0.8%
% of FP17s Relating to Continuations	24	838	2.9%	1.2%	1.2%	1.3%
% of Patients satisfied with the dentistry they have received	1	1	N/A	92.7%	92.9%	92.7%
% of Patients satisfied with the time they had to wait for an appointment	1	1	N/A	89.4%	88.8%	88.8%

* This is based on patients treated on this contract for their most recent course of treatment. Figures in italics indicate the base number of FP17s or Patient Questionnaire responses are less than 100. N/A is shown where the base number of responses is less than 10 during the period. % is calculated as Quantity/Base number*100

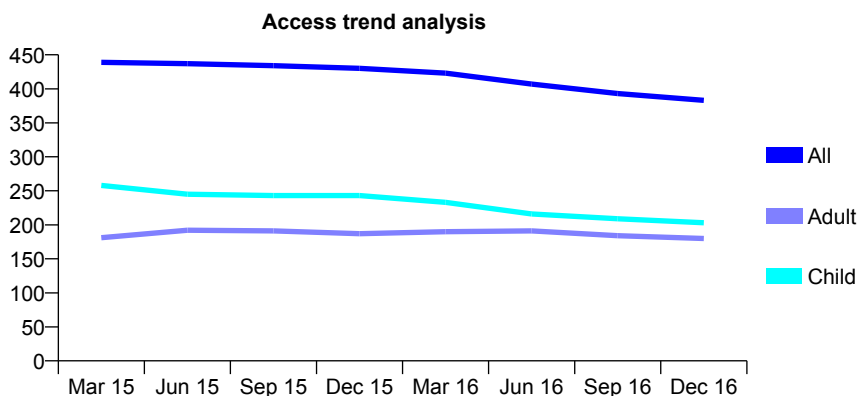
Q64 - Vital Signs At a Glance Contract Report for 119504/0001 - December 2016

Name or company name	Mr CS Lambert-Rose
Contract type name	GDS Contract
Purpose of contract	General
Contract start date	18/05/2012
Contract end date	

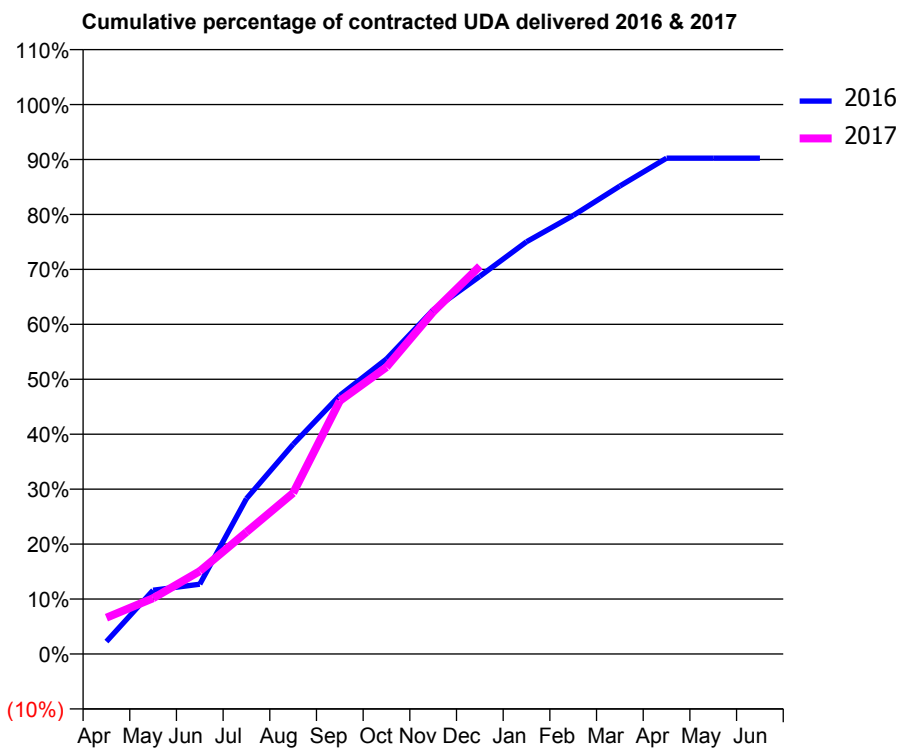
16/17 Contracted general activity (UDA)	650
Carry forward general activity (UDA)	0
16/17 Contracted orthodontic activity (UOA)	0
Carry forward orthodontic activity (UOA)	0
Baseline contract value	£14,288.83

ACCESS*

Patients seen in 24 months	Total	Change since previous quarter
Quarter ending December 2015	430	
Quarter ending March 2016	423	↓
Quarter ending June 2016	407	↓
Quarter ending September 2016	393	↓
Quarter ending December 2016	383	↓
Variance since December 2015	(10.9%)	↓



ACTIVITY



Month	Adjusted Scheduled Activity (UDA)	
	2016	2017
April	17	43
May	87	66
June	95	98
July	212	144
August	286	190
September	353	299
October	403	339
November	470	405
December	516	459
January	563	
February	599	
March	639	
April	677	
May	677	
June	677	

QUALITY

	Quantity	Base Number	Contract	AT	Region	England
% of FP17s for the same patient ID Re-attending within 3 months - Children	13	206	6.3%	9.7%	11.9%	12.4%
% of FP17s for the same patient ID Re-attending within 3 months - Adults	14	126	11.1%	14.2%	16.5%	16.6%
% of FP17s for the same patient ID Re-attending between 3 & 9 months - Children	76	206	36.9%	60.5%	60.2%	57.5%
% of FP17s for the same patient ID Re-attending between 3 & 9 months - Adults	40	126	31.7%	52.5%	52.0%	50.4%
% of FP17s for Band 1 Urgent Courses	4	306	1.3%	7.9%	9.5%	9.1%
% of FP17s Relating to Free Repair or Replacements	0	306	0.0%	0.8%	0.7%	0.8%
% of FP17s Relating to Continuations	8	306	2.6%	1.2%	1.2%	1.3%
% of Patients satisfied with the dentistry they have received	1	1	N/A	92.7%	92.9%	92.7%
% of Patients satisfied with the time they had to wait for an appointment	1	1	N/A	89.4%	88.8%	88.8%

* This is based on patients treated on this contract for their most recent course of treatment. Figures in italics indicate the base number of FP17s or Patient Questionnaire responses are less than 100. N/A is shown where the base number of responses is less than 10 during the period. % is calculated as Quantity/Base number*100

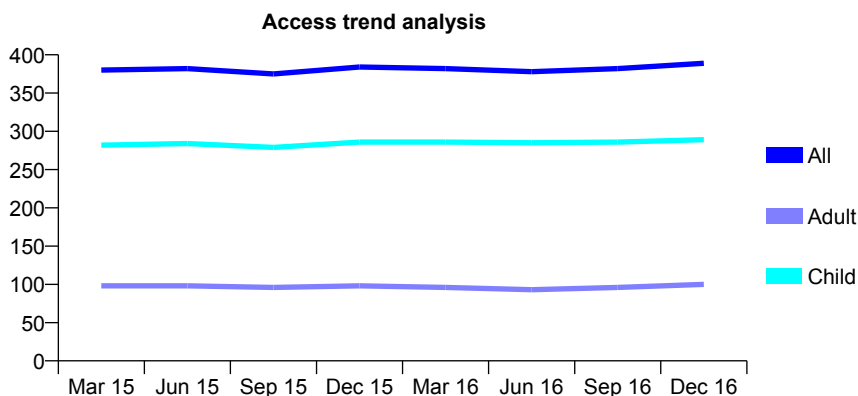
Q64 - Vital Signs At a Glance Contract Report for 119733/0001 - December 2016

Name or company name	CD Rosser Dental Practice Ltd
Contract type name	GDS Contract
Purpose of contract	General
Contract start date	01/07/2012
Contract end date	

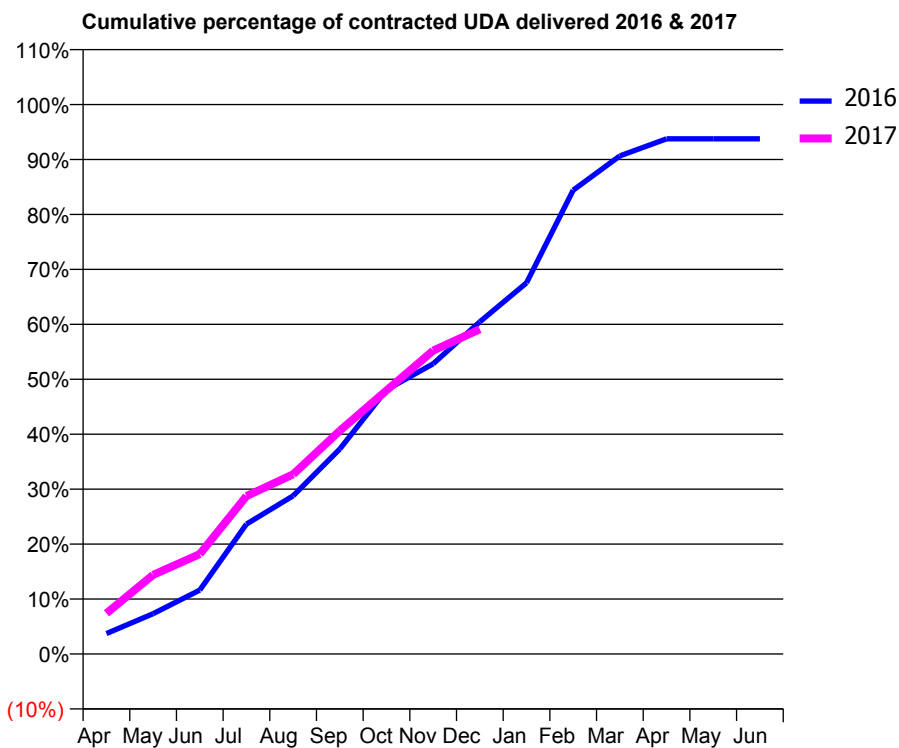
16/17 Contracted general activity (UDA)	1,187
Carry forward general activity (UDA)	0
16/17 Contracted orthodontic activity (UOA)	0
Carry forward orthodontic activity (UOA)	0
Baseline contract value	£26,531.67

ACCESS*

Patients seen in 24 months	Total	Change since previous quarter
Quarter ending December 2015	384	
Quarter ending March 2016	382	→
Quarter ending June 2016	378	↓
Quarter ending September 2016	382	→
Quarter ending December 2016	389	→
Variance since December 2015	1.3%	→



ACTIVITY



Month	Adjusted Scheduled Activity (UDA)	
	2016	2017
April	44	88
May	87	171
June	138	216
July	281	341
August	342	388
September	443	482
October	571	569
November	627	655
December	718	701
January	802	
February	1,002	
March	1,076	
April	1,113	
May	1,113	
June	1,113	

QUALITY

	Quantity	Base Number	Contract	AT	Region	England
% of FP17s for the same patient ID Re-attending within 3 months - Children	19	353	5.4%	9.7%	11.9%	12.4%
% of FP17s for the same patient ID Re-attending within 3 months - Adults	22	93	23.7%	14.2%	16.5%	16.6%
% of FP17s for the same patient ID Re-attending between 3 & 9 months - Children	246	353	69.7%	60.5%	60.2%	57.5%
% of FP17s for the same patient ID Re-attending between 3 & 9 months - Adults	60	93	64.5%	52.5%	52.0%	50.4%
% of FP17s for Band 1 Urgent Courses	2	428	0.5%	7.9%	9.5%	9.1%
% of FP17s Relating to Free Repair or Replacements	0	428	0.0%	0.8%	0.7%	0.8%
% of FP17s Relating to Continuations	0	428	0.0%	1.2%	1.2%	1.3%
% of Patients satisfied with the dentistry they have received	1	1	N/A	92.7%	92.9%	92.7%
% of Patients satisfied with the time they had to wait for an appointment	1	1	N/A	89.4%	88.8%	88.8%

* This is based on patients treated on this contract for their most recent course of treatment. Figures in italics indicate the base number of FP17s or Patient Questionnaire responses are less than 100. N/A is shown where the base number of responses is less than 10 during the period. % is calculated as Quantity/Base number*100

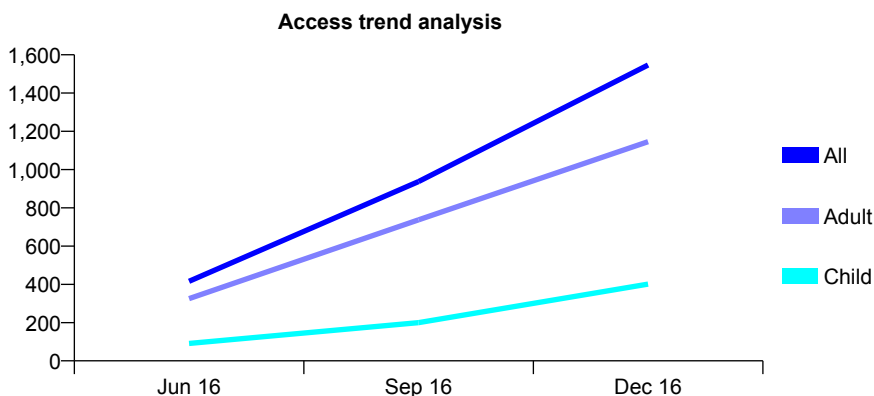
Q64 - Vital Signs At a Glance Contract Report for 121851/0001 - December 2016

Name or company name	Dharwar Moller Partnership
Contract type name	GDS Contract
Purpose of contract	General
Contract start date	01/02/2016
Contract end date	

16/17 Contracted general activity (UDA)	6,500
Carry forward general activity (UDA)	0
16/17 Contracted orthodontic activity (UOA)	0
Carry forward orthodontic activity (UOA)	0
Baseline contract value	£135,582.80

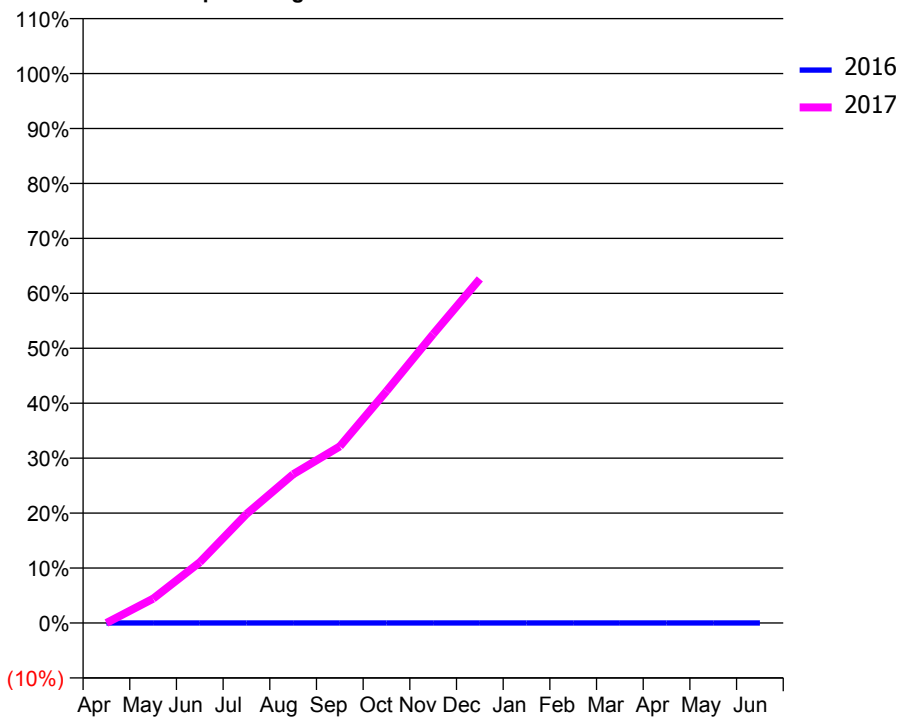
ACCESS*

Patients seen in 24 months	Total	Change since previous quarter
Quarter ending December 2015	0	
Quarter ending March 2016	0	
Quarter ending June 2016	416	↑
Quarter ending September 2016	937	↑
Quarter ending December 2016	1,547	↑
Variance since December 2015	N/A	



ACTIVITY

Cumulative percentage of contracted UDA delivered 2016 & 2017



Month	Adjusted Scheduled Activity (UDA)	
	2016	2017
April	0	0
May	0	287
June	0	718
July	0	1,290
August	0	1,759
September	0	2,089
October	0	2,742
November	0	3,418
December	0	4,071
January	0	
February	0	
March	0	
April	0	
May	0	
June	0	

QUALITY

	Quantity	Base Number	Contract	AT	Region	England
% of FP17s for the same patient ID Re-attending within 3 months - Children	35	482	7.3%	9.7%	11.9%	12.4%
% of FP17s for the same patient ID Re-attending within 3 months - Adults	133	1,530	8.7%	14.2%	16.5%	16.6%
% of FP17s for the same patient ID Re-attending between 3 & 9 months - Children	42	482	8.7%	60.5%	60.2%	57.5%
% of FP17s for the same patient ID Re-attending between 3 & 9 months - Adults	195	1,530	12.7%	52.5%	52.0%	50.4%
% of FP17s for Band 1 Urgent Courses	165	2,012	8.2%	7.9%	9.5%	9.1%
% of FP17s Relating to Free Repair or Replacements	11	2,012	0.5%	0.8%	0.7%	0.8%
% of FP17s Relating to Continuations	1	2,012	0.0%	1.2%	1.2%	1.3%
% of Patients satisfied with the dentistry they have received	0	0	N/A	92.7%	92.9%	92.7%
% of Patients satisfied with the time they had to wait for an appointment	0	0	N/A	89.4%	88.8%	88.8%

* This is based on patients treated on this contract for their most recent course of treatment. Figures in italics indicate the base number of FP17s or Patient Questionnaire responses are less than 100. N/A is shown where the base number of responses is less than 10 during the period. % is calculated as Quantity/Base number*100

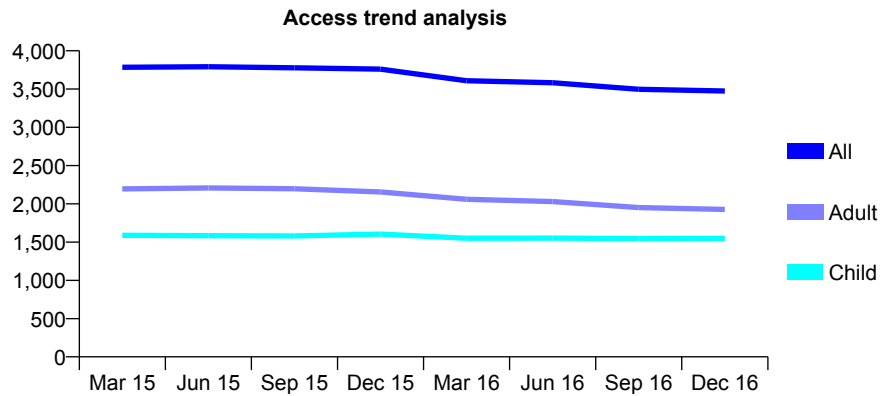
Q64 - Vital Signs At a Glance Contract Report for 122157/0001 - December 2016

Name or company name	Care Dental
Contract type name	GDS Contract
Purpose of contract	General
Contract start date	01/04/2013
Contract end date	

16/17 Contracted general activity (UDA)	9,000
Carry forward general activity (UDA)	-19
16/17 Contracted orthodontic activity (UOA)	0
Carry forward orthodontic activity (UOA)	0
Baseline contract value	£236,966.76

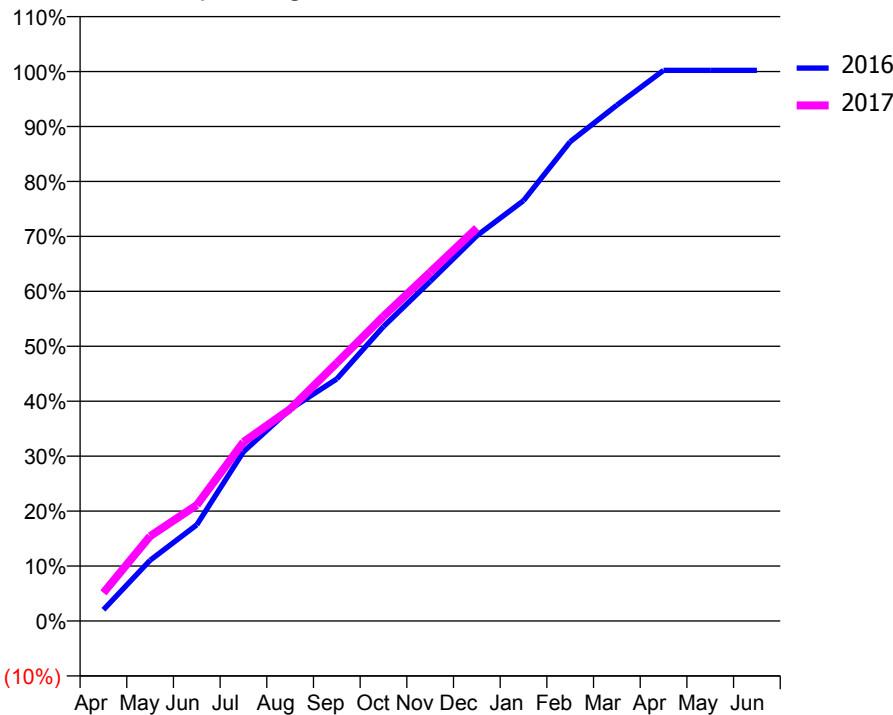
ACCESS*

Patients seen in 24 months	Total	Change since previous quarter
Quarter ending December 2015	3,760	
Quarter ending March 2016	3,609	↓
Quarter ending June 2016	3,582	→
Quarter ending September 2016	3,497	↓
Quarter ending December 2016	3,474	→
Variance since December 2015	(7.6%)	↓



ACTIVITY

Cumulative percentage of contracted UDA delivered 2016 & 2017



Month	Adjusted Scheduled Activity (UDA)	
	2016	2017
April	184	462
May	995	1,390
June	1,576	1,899
July	2,774	2,931
August	3,470	3,471
September	3,966	4,227
October	4,823	4,992
November	5,563	5,713
December	6,310	6,438
January	6,886	
February	7,851	
March	8,450	
April	9,019	
May	9,019	
June	9,019	

QUALITY

	Quantity	Base Number	Contract	AT	Region	England
% of FP17s for the same patient ID Re-attending within 3 months - Children	119	1,641	7.3%	9.7%	11.9%	12.4%
% of FP17s for the same patient ID Re-attending within 3 months - Adults	197	1,813	10.9%	14.2%	16.5%	16.6%
% of FP17s for the same patient ID Re-attending between 3 & 9 months - Children	938	1,641	57.2%	60.5%	60.2%	57.5%
% of FP17s for the same patient ID Re-attending between 3 & 9 months - Adults	969	1,813	53.4%	52.5%	52.0%	50.4%
% of FP17s for Band 1 Urgent Courses	179	3,155	5.7%	7.9%	9.5%	9.1%
% of FP17s Relating to Free Repair or Replacements	13	3,155	0.4%	0.8%	0.7%	0.8%
% of FP17s Relating to Continuations	37	3,155	1.2%	1.2%	1.2%	1.3%
% of Patients satisfied with the dentistry they have received	2	2	N/A	92.7%	92.9%	92.7%
% of Patients satisfied with the time they had to wait for an appointment	2	2	N/A	89.4%	88.8%	88.8%

* This is based on patients treated on this contract for their most recent course of treatment. Figures in italics indicate the base number of FP17s or Patient Questionnaire responses are less than 100. N/A is shown where the base number of responses is less than 10 during the period. % is calculated as Quantity/Base number*100

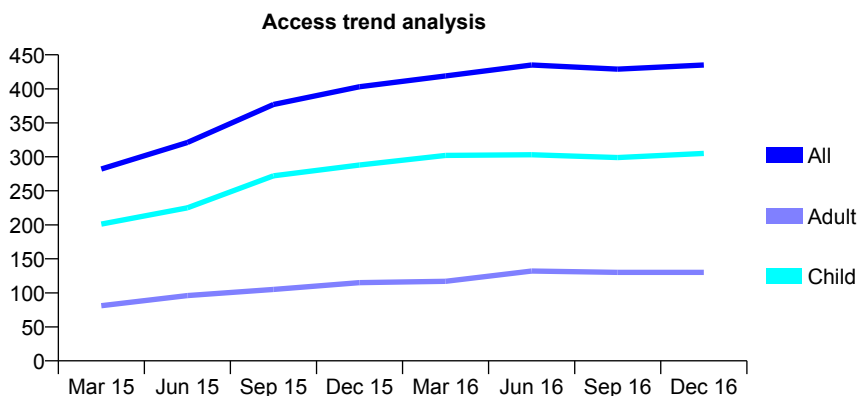
Q64 - Vital Signs At a Glance Contract Report for 123455/0001 - December 2016

Name or company name	The Corsham Dental Partnership
Contract type name	GDS Contract
Purpose of contract	General
Contract start date	29/08/2014
Contract end date	

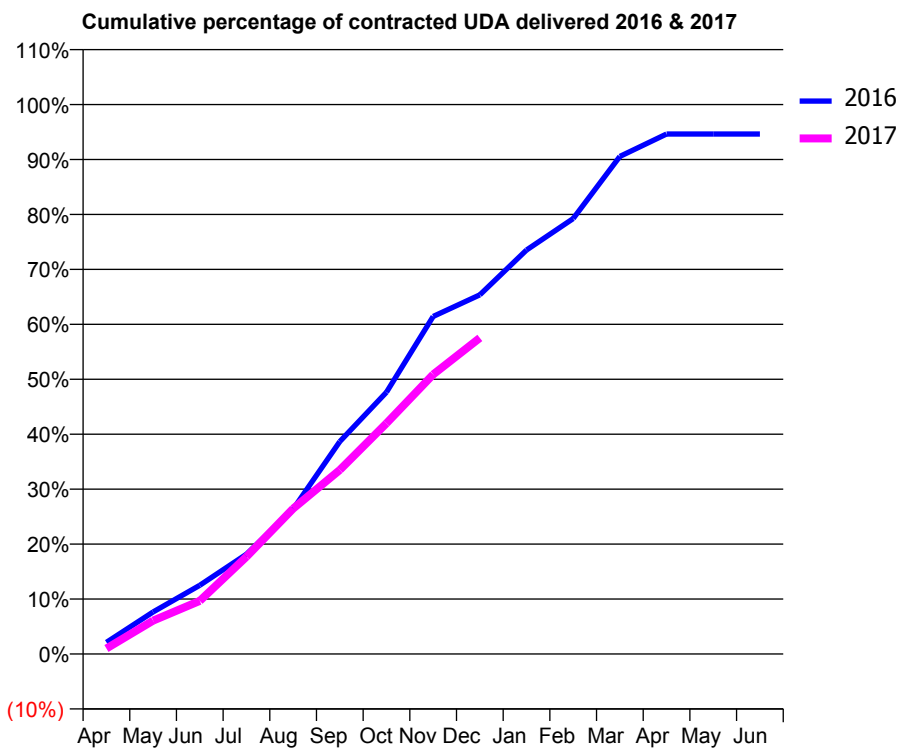
16/17 Contracted general activity (UDA)	1,085
Carry forward general activity (UDA)	0
16/17 Contracted orthodontic activity (UOA)	0
Carry forward orthodontic activity (UOA)	0
Baseline contract value	£23,016.52

ACCESS*

Patients seen in 24 months	Total	Change since previous quarter
Quarter ending December 2015	403	
Quarter ending March 2016	419	↑
Quarter ending June 2016	435	↑
Quarter ending September 2016	429	↓
Quarter ending December 2016	435	→
Variance since December 2015	7.9%	↑



ACTIVITY



Month	Adjusted Scheduled Activity (UDA)	
	2016	2017
April	23	11
May	83	66
June	136	105
July	197	192
August	286	287
September	420	363
October	517	456
November	667	552
December	709	624
January	798	
February	860	
March	983	
April	1,027	
May	1,027	
June	1,027	

QUALITY

	Quantity	Base Number	Contract	AT	Region	England
% of FP17s for the same patient ID Re-attending within 3 months - Children	30	368	8.2%	9.7%	11.9%	12.4%
% of FP17s for the same patient ID Re-attending within 3 months - Adults	1	27	3.7%	14.2%	16.5%	16.6%
% of FP17s for the same patient ID Re-attending between 3 & 9 months - Children	251	368	68.2%	60.5%	60.2%	57.5%
% of FP17s for the same patient ID Re-attending between 3 & 9 months - Adults	16	27	59.3%	52.5%	52.0%	50.4%
% of FP17s for Band 1 Urgent Courses	16	378	4.2%	7.9%	9.5%	9.1%
% of FP17s Relating to Free Repair or Replacements	0	378	0.0%	0.8%	0.7%	0.8%
% of FP17s Relating to Continuations	3	378	0.8%	1.2%	1.2%	1.3%
% of Patients satisfied with the dentistry they have received	1	1	N/A	92.7%	92.9%	92.7%
% of Patients satisfied with the time they had to wait for an appointment	1	1	N/A	89.4%	88.8%	88.8%

* This is based on patients treated on this contract for their most recent course of treatment. Figures in italics indicate the base number of FP17s or Patient Questionnaire responses are less than 100. N/A is shown where the base number of responses is less than 10 during the period. % is calculated as Quantity/Base number*100

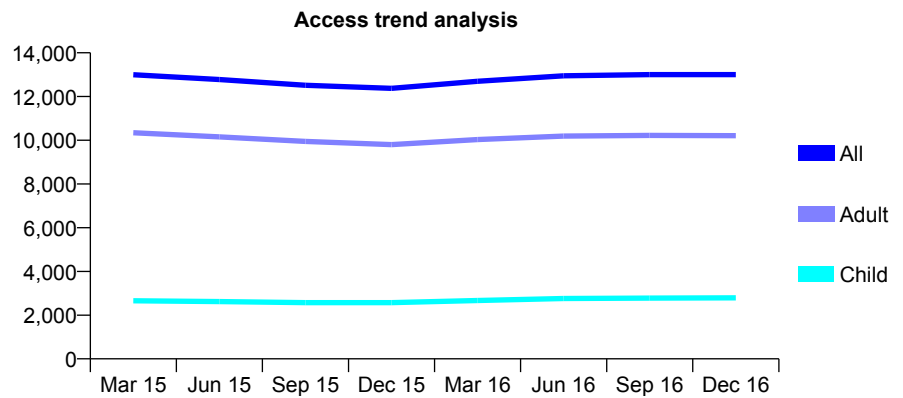
Q64 - Vital Signs At a Glance Contract Report for 125385/0001 - December 2016

Name or company name	Dr Michael Frain Ltd
Contract type name	GDS Contract
Purpose of contract	General
Contract start date	01/04/2008
Contract end date	

16/17 Contracted general activity (UDA)	35,732
Carry forward general activity (UDA)	990
16/17 Contracted orthodontic activity (UOA)	0
Carry forward orthodontic activity (UOA)	0
Baseline contract value	£799,439.15

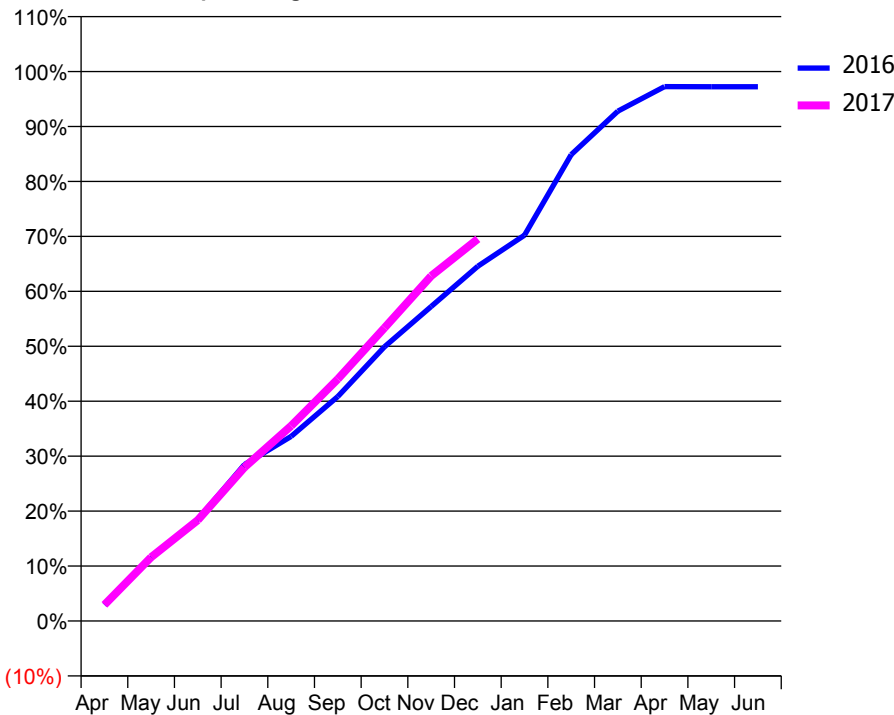
ACCESS*

Patients seen in 24 months	Total	Change since previous quarter
Quarter ending December 2015	12,375	
Quarter ending March 2016	12,698	↑
Quarter ending June 2016	12,950	→
Quarter ending September 2016	13,001	→
Quarter ending December 2016	13,002	→
Variance since December 2015	5.1%	↑



ACTIVITY

Cumulative percentage of contracted UDA delivered 2016 & 2017



Month	Adjusted Scheduled Activity (UDA)	
	2016	2017
April	1,048	1,058
May	4,097	4,145
June	6,613	6,558
July	10,176	9,995
August	12,002	12,689
September	14,600	15,732
October	17,829	19,064
November	20,448	22,439
December	23,065	24,843
January	25,087	
February	30,330	
March	33,150	
April	34,745	
May	34,743	
June	34,742	

QUALITY

	Quantity	Base Number	Contract	AT	Region	England
% of FP17s for the same patient ID Re-attending within 3 months - Children	174	3,317	5.2%	9.7%	11.9%	12.4%
% of FP17s for the same patient ID Re-attending within 3 months - Adults	1,346	11,818	11.4%	14.2%	16.5%	16.6%
% of FP17s for the same patient ID Re-attending between 3 & 9 months - Children	2,028	3,317	61.1%	60.5%	60.2%	57.5%
% of FP17s for the same patient ID Re-attending between 3 & 9 months - Adults	6,966	11,818	58.9%	52.5%	52.0%	50.4%
% of FP17s for Band 1 Urgent Courses	373	14,258	2.6%	7.9%	9.5%	9.1%
% of FP17s Relating to Free Repair or Replacements	206	14,258	1.4%	0.8%	0.7%	0.8%
% of FP17s Relating to Continuations	150	14,258	1.1%	1.2%	1.2%	1.3%
% of Patients satisfied with the dentistry they have received	34	37	91.9%	92.7%	92.9%	92.7%
% of Patients satisfied with the time they had to wait for an appointment	33	37	89.2%	89.4%	88.8%	88.8%

* This is based on patients treated on this contract for their most recent course of treatment. Figures in italics indicate the base number of FP17s or Patient Questionnaire responses are less than 100. N/A is shown where the base number of responses is less than 10 during the period. % is calculated as Quantity/Base number*100

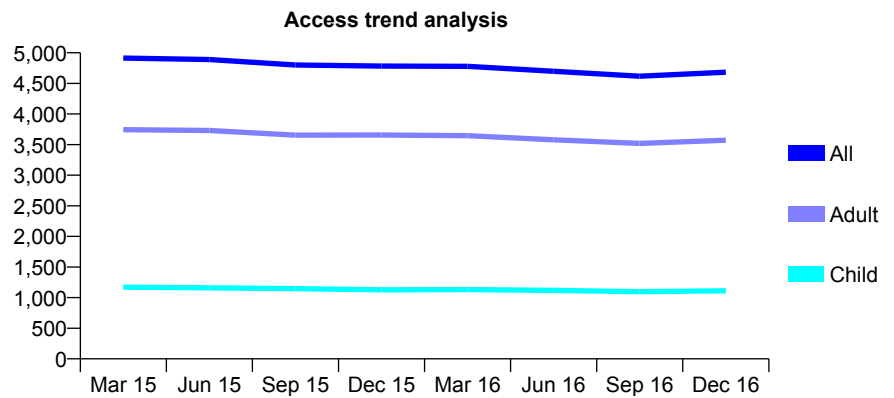
Q64 - Vital Signs At a Glance Contract Report for 125385/0002 - December 2016

Name or company name	Dr Michael Frain Ltd
Contract type name	GDS Contract
Purpose of contract	General and Orthodontic
Contract start date	01/04/2008
Contract end date	

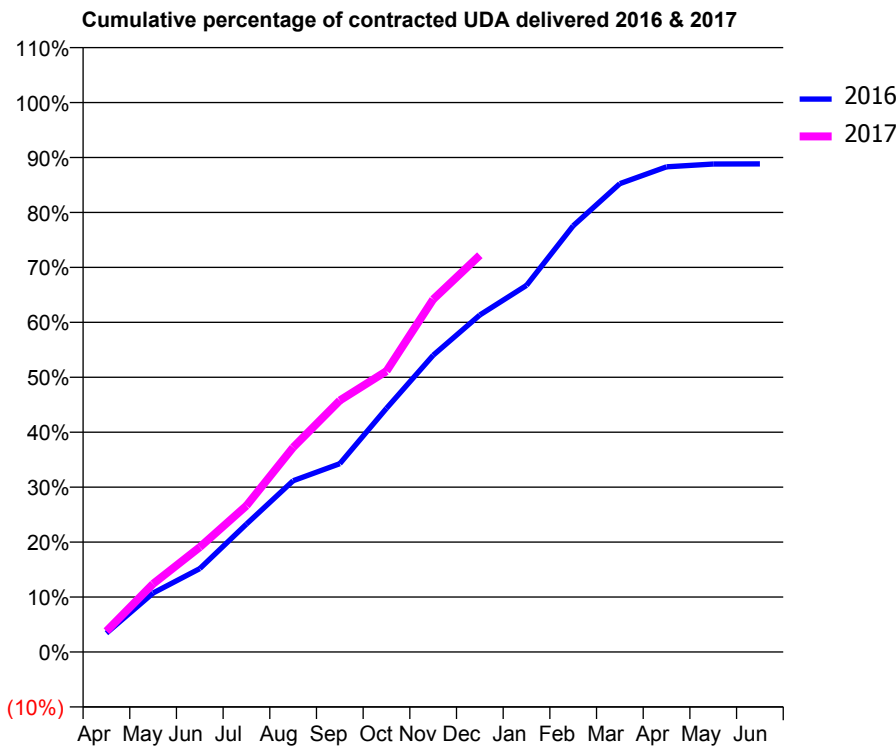
16/17 Contracted general activity (UDA)	12,500
Carry forward general activity (UDA)	0
16/17 Contracted orthodontic activity (UOA)	5,228
Carry forward orthodontic activity (UOA)	0
Baseline contract value	£622,436.32

ACCESS*

Patients seen in 24 months	Total	Change since previous quarter
Quarter ending December 2015	4,783	
Quarter ending March 2016	4,778	→
Quarter ending June 2016	4,698	↓
Quarter ending September 2016	4,618	↓
Quarter ending December 2016	4,684	→
Variance since December 2015	(2.1%)	↓



ACTIVITY



Month	Adjusted Scheduled Activity (UDA)	
	2016	2017
April	499	474
May	1,556	1,551
June	2,202	2,387
July	3,378	3,330
August	4,520	4,654
September	4,970	5,721
October	6,429	6,391
November	7,832	8,022
December	8,895	9,027
January	9,675	
February	11,249	
March	12,361	
April	12,801	
May	12,876	
June	12,881	

QUALITY

	Quantity	Base Number	Contract	AT	Region	England
% of FP17s for the same patient ID Re-attending within 3 months - Children	246	1,705	14.4%	9.7%	11.9%	12.4%
% of FP17s for the same patient ID Re-attending within 3 months - Adults	579	4,111	14.1%	14.2%	16.5%	16.6%
% of FP17s for the same patient ID Re-attending between 3 & 9 months - Children	706	1,705	41.4%	60.5%	60.2%	57.5%
% of FP17s for the same patient ID Re-attending between 3 & 9 months - Adults	2,584	4,111	62.9%	52.5%	52.0%	50.4%
% of FP17s for Band 1 Urgent Courses	188	4,940	3.8%	7.9%	9.5%	9.1%
% of FP17s Relating to Free Repair or Replacements	59	4,940	1.2%	0.8%	0.7%	0.8%
% of FP17s Relating to Continuations	29	4,940	0.6%	1.2%	1.2%	1.3%
% of Patients satisfied with the dentistry they have received	11	11	100.0%	92.7%	92.9%	92.7%
% of Patients satisfied with the time they had to wait for an appointment	10	11	90.9%	89.4%	88.8%	88.8%

* This is based on patients treated on this contract for their most recent course of treatment. Figures in italics indicate the base number of FP17s or Patient Questionnaire responses are less than 100. N/A is shown where the base number of responses is less than 10 during the period. % is calculated as Quantity/Base number*100

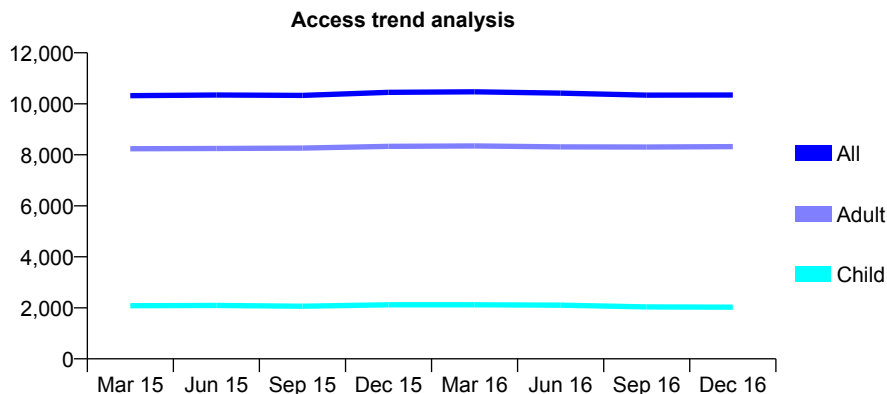
Q64 - Vital Signs At a Glance Contract Report for 125385/0003 - December 2016

Name or company name	Dr Michael Frain Ltd
Contract type name	GDS Contract
Purpose of contract	General
Contract start date	01/04/2008
Contract end date	

16/17 Contracted general activity (UDA)	32,680
Carry forward general activity (UDA)	461
16/17 Contracted orthodontic activity (UOA)	0
Carry forward orthodontic activity (UOA)	0
Baseline contract value	£897,620.32

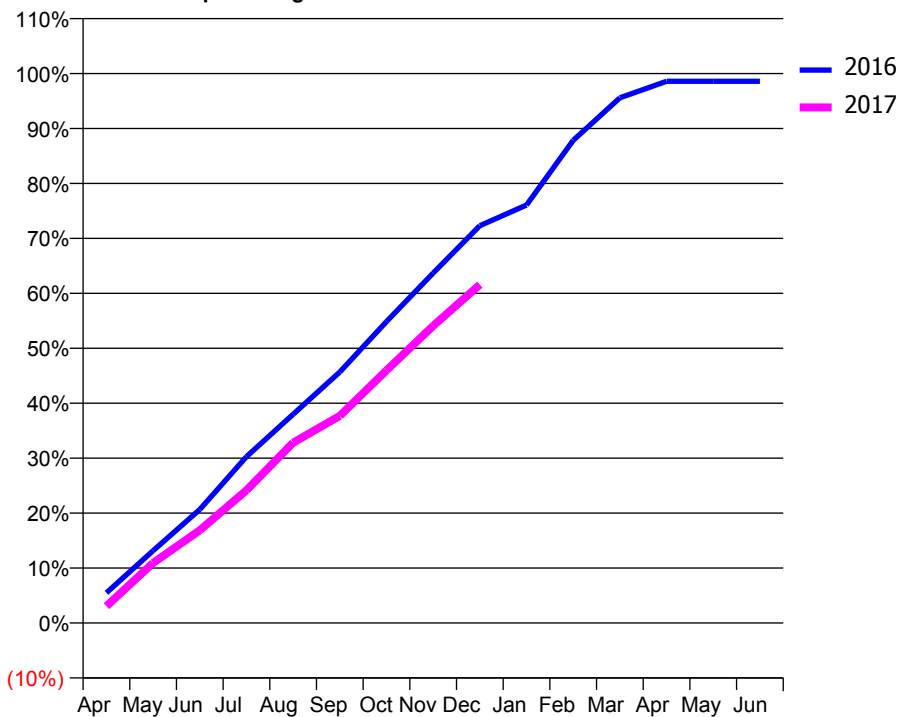
ACCESS*

Patients seen in 24 months	Total	Change since previous quarter
Quarter ending December 2015	10,449	
Quarter ending March 2016	10,469	→
Quarter ending June 2016	10,420	→
Quarter ending September 2016	10,341	→
Quarter ending December 2016	10,344	→
Variance since December 2015	(1.0%)	↓



ACTIVITY

Cumulative percentage of contracted UDA delivered 2016 & 2017



Month	Adjusted Scheduled Activity (UDA)	
	2016	2017
April	1,798	1,007
May	4,305	3,576
June	6,755	5,512
July	9,895	7,893
August	12,414	10,727
September	14,928	12,319
October	17,928	15,023
November	20,815	17,673
December	23,627	20,123
January	24,858	
February	28,704	
March	31,233	
April	32,219	
May	32,219	
June	32,219	

QUALITY

	Quantity	Base Number	Contract	AT	Region	England
% of FP17s for the same patient ID Re-attending within 3 months - Children	88	1,824	4.8%	9.7%	11.9%	12.4%
% of FP17s for the same patient ID Re-attending within 3 months - Adults	1,068	8,300	12.9%	14.2%	16.5%	16.6%
% of FP17s for the same patient ID Re-attending between 3 & 9 months - Children	301	1,824	16.5%	60.5%	60.2%	57.5%
% of FP17s for the same patient ID Re-attending between 3 & 9 months - Adults	2,753	8,300	33.2%	52.5%	52.0%	50.4%
% of FP17s for Band 1 Urgent Courses	444	9,664	4.6%	7.9%	9.5%	9.1%
% of FP17s Relating to Free Repair or Replacements	207	9,664	2.1%	0.8%	0.7%	0.8%
% of FP17s Relating to Continuations	160	9,664	1.7%	1.2%	1.2%	1.3%
% of Patients satisfied with the dentistry they have received	28	29	96.6%	92.7%	92.9%	92.7%
% of Patients satisfied with the time they had to wait for an appointment	29	29	100.0%	89.4%	88.8%	88.8%

* This is based on patients treated on this contract for their most recent course of treatment. Figures in italics indicate the base number of FP17s or Patient Questionnaire responses are less than 100. N/A is shown where the base number of responses is less than 10 during the period. % is calculated as Quantity/Base number*100

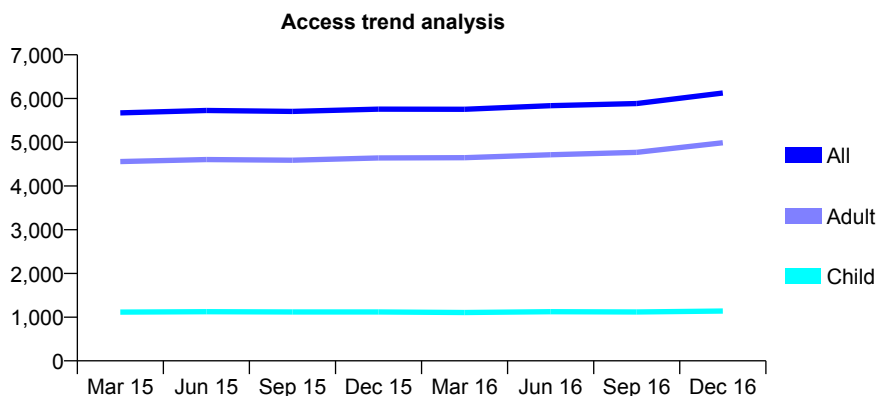
Q64 - Vital Signs At a Glance Contract Report for 125385/0004 - December 2016

Name or company name	Dr Michael Frain Ltd
Contract type name	GDS Contract
Purpose of contract	General
Contract start date	01/04/2008
Contract end date	

16/17 Contracted general activity (UDA)	17,000
Carry forward general activity (UDA)	0
16/17 Contracted orthodontic activity (UOA)	0
Carry forward orthodontic activity (UOA)	0
Baseline contract value	£447,974.57

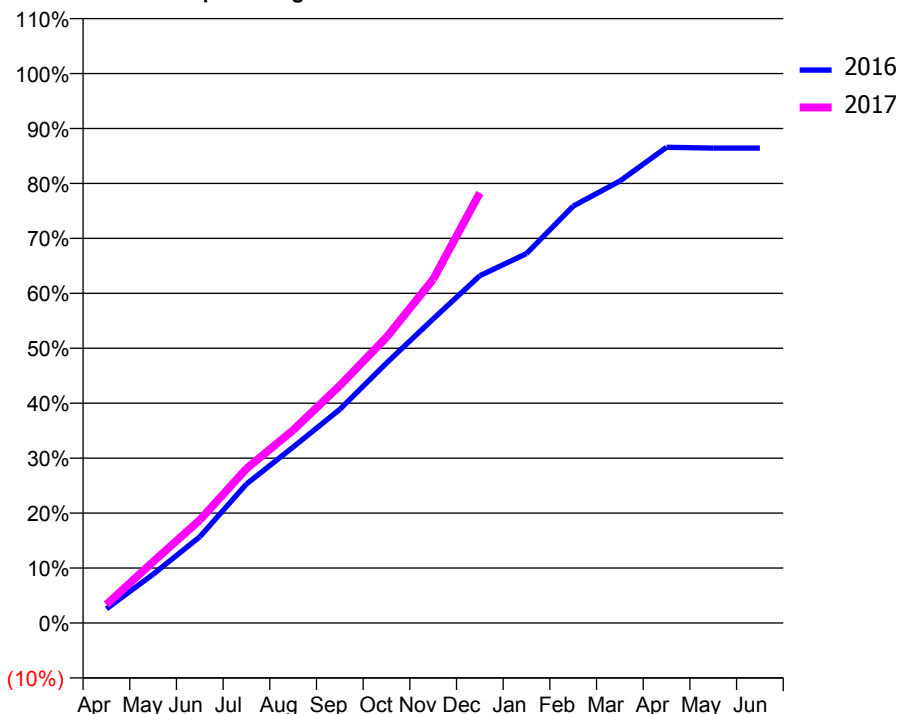
ACCESS*

Patients seen in 24 months	Total	Change since previous quarter
Quarter ending December 2015	5,758	
Quarter ending March 2016	5,754	→
Quarter ending June 2016	5,836	→
Quarter ending September 2016	5,885	→
Quarter ending December 2016	6,127	↑
Variance since December 2015	6.4%	↑



ACTIVITY

Cumulative percentage of contracted UDA delivered 2016 & 2017



Month	Adjusted Scheduled Activity (UDA)	
	2016	2017
April	554	573
May	1,907	1,896
June	3,375	3,185
July	5,442	4,775
August	6,883	5,966
September	8,361	7,345
October	10,169	8,840
November	11,896	10,634
December	13,587	13,308
January	14,452	
February	16,311	
March	17,293	
April	18,614	
May	18,582	
June	18,579	

QUALITY

	Quantity	Base Number	Contract	AT	Region	England
% of FP17s for the same patient ID Re-attending within 3 months - Children	92	1,400	6.6%	9.7%	11.9%	12.4%
% of FP17s for the same patient ID Re-attending within 3 months - Adults	892	6,087	14.7%	14.2%	16.5%	16.6%
% of FP17s for the same patient ID Re-attending between 3 & 9 months - Children	869	1,400	62.1%	60.5%	60.2%	57.5%
% of FP17s for the same patient ID Re-attending between 3 & 9 months - Adults	3,569	6,087	58.6%	52.5%	52.0%	50.4%
% of FP17s for Band 1 Urgent Courses	593	6,769	8.8%	7.9%	9.5%	9.1%
% of FP17s Relating to Free Repair or Replacements	190	6,769	2.8%	0.8%	0.7%	0.8%
% of FP17s Relating to Continuations	30	6,769	0.4%	1.2%	1.2%	1.3%
% of Patients satisfied with the dentistry they have received	9	9	N/A	92.7%	92.9%	92.7%
% of Patients satisfied with the time they had to wait for an appointment	9	9	N/A	89.4%	88.8%	88.8%

* This is based on patients treated on this contract for their most recent course of treatment. Figures in italics indicate the base number of FP17s or Patient Questionnaire responses are less than 100. N/A is shown where the base number of responses is less than 10 during the period. % is calculated as Quantity/Base number*100

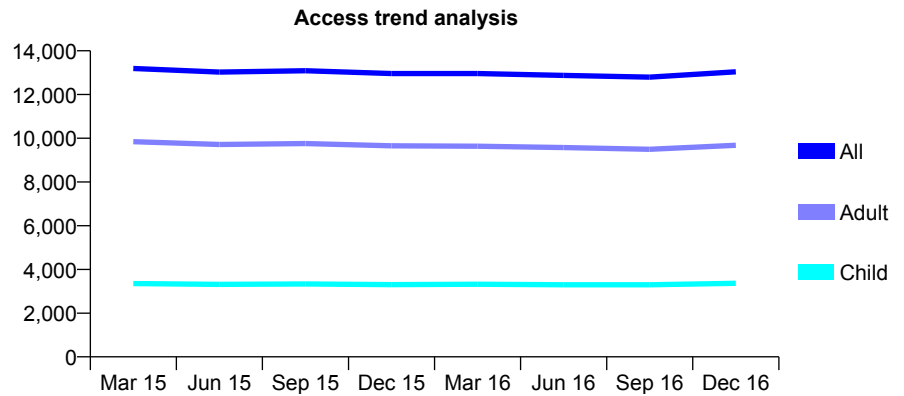
Q64 - Vital Signs At a Glance Contract Report for 125385/0007 - December 2016

Name or company name	Dr Michael Frain Ltd
Contract type name	GDS Contract
Purpose of contract	General
Contract start date	01/01/2010
Contract end date	

16/17 Contracted general activity (UDA)	40,927
Carry forward general activity (UDA)	486
16/17 Contracted orthodontic activity (UOA)	0
Carry forward orthodontic activity (UOA)	0
Baseline contract value	£1,189,324.99

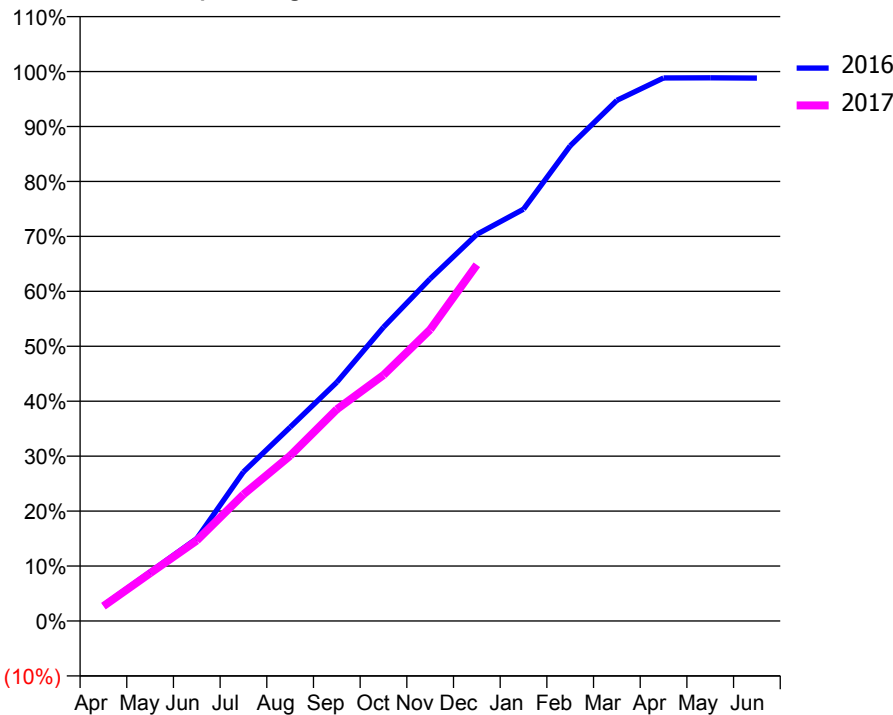
ACCESS*

Patients seen in 24 months	Total	Change since previous quarter
Quarter ending December 2015	12,959	
Quarter ending March 2016	12,957	→
Quarter ending June 2016	12,875	→
Quarter ending September 2016	12,793	→
Quarter ending December 2016	13,042	→
Variance since December 2015	0.6%	→



ACTIVITY

Cumulative percentage of contracted UDA delivered 2016 & 2017



Month	Adjusted Scheduled Activity (UDA)	
	2016	2017
April	1,164	1,107
May	3,652	3,562
June	6,141	5,996
July	11,112	9,431
August	14,436	12,313
September	17,785	15,769
October	21,888	18,322
November	25,485	21,705
December	28,801	26,534
January	30,672	
February	35,388	
March	38,781	
April	40,443	
May	40,452	
June	40,441	

QUALITY

	Quantity	Base Number	Contract	AT	Region	England
% of FP17s for the same patient ID Re-attending within 3 months - Children	196	3,840	5.1%	9.7%	11.9%	12.4%
% of FP17s for the same patient ID Re-attending within 3 months - Adults	917	9,580	9.6%	14.2%	16.5%	16.6%
% of FP17s for the same patient ID Re-attending between 3 & 9 months - Children	2,191	3,840	57.1%	60.5%	60.2%	57.5%
% of FP17s for the same patient ID Re-attending between 3 & 9 months - Adults	4,190	9,580	43.7%	52.5%	52.0%	50.4%
% of FP17s for Band 1 Urgent Courses	587	12,722	4.6%	7.9%	9.5%	9.1%
% of FP17s Relating to Free Repair or Replacements	105	12,722	0.8%	0.8%	0.7%	0.8%
% of FP17s Relating to Continuations	61	12,722	0.5%	1.2%	1.2%	1.3%
% of Patients satisfied with the dentistry they have received	53	56	94.6%	92.7%	92.9%	92.7%
% of Patients satisfied with the time they had to wait for an appointment	50	56	89.3%	89.4%	88.8%	88.8%

* This is based on patients treated on this contract for their most recent course of treatment. Figures in italics indicate the base number of FP17s or Patient Questionnaire responses are less than 100. N/A is shown where the base number of responses is less than 10 during the period. % is calculated as Quantity/Base number*100

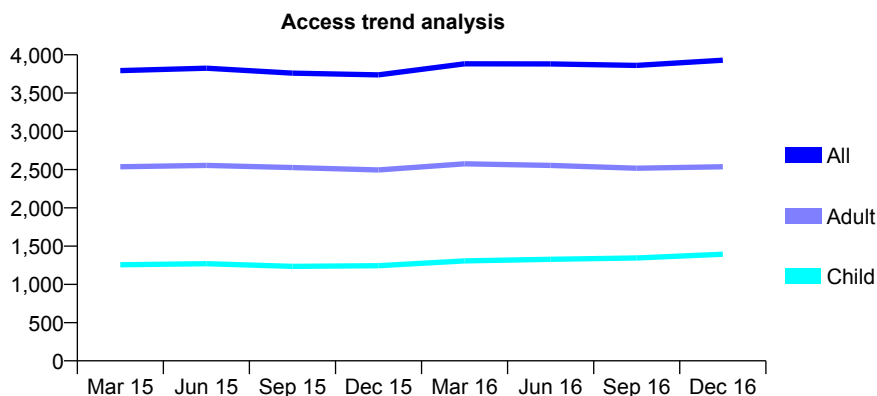
Q64 - Vital Signs At a Glance Contract Report for 125601/0001 - December 2016

Name or company name	Amesbury Dental Care
Contract type name	GDS Contract
Purpose of contract	General
Contract start date	01/04/2013
Contract end date	

16/17 Contracted general activity (UDA)	10,000
Carry forward general activity (UDA)	-161
16/17 Contracted orthodontic activity (UOA)	0
Carry forward orthodontic activity (UOA)	0
Baseline contract value	£260,615.16

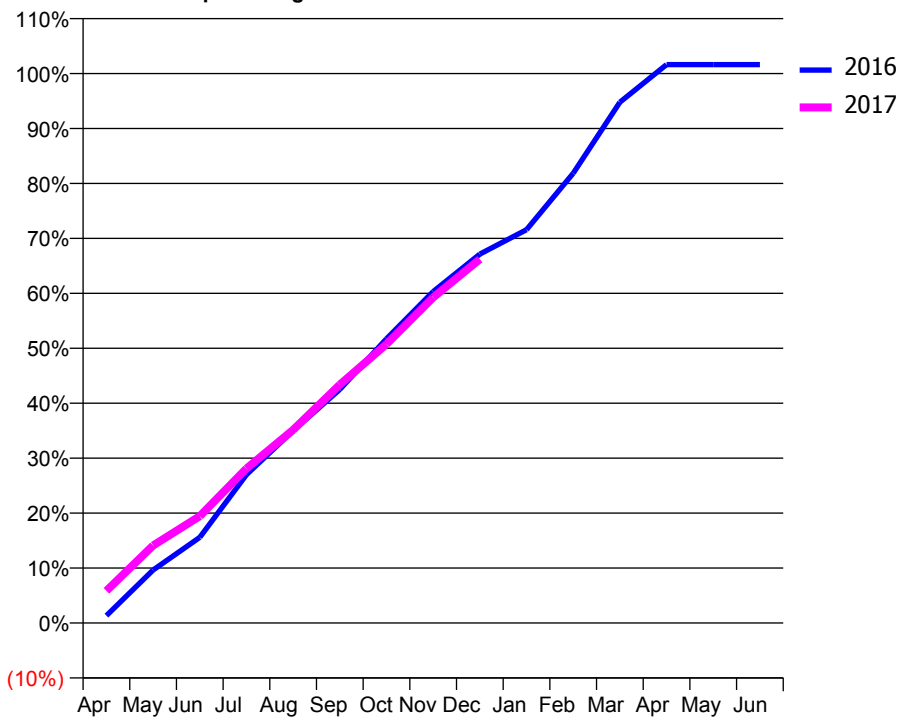
ACCESS*

Patients seen in 24 months	Total	Change since previous quarter
Quarter ending December 2015	3,738	
Quarter ending March 2016	3,882	↑
Quarter ending June 2016	3,881	→
Quarter ending September 2016	3,862	→
Quarter ending December 2016	3,930	→
Variance since December 2015	5.1%	↑



ACTIVITY

Cumulative percentage of contracted UDA delivered 2016 & 2017



Month	Adjusted Scheduled Activity (UDA)	
	2016	2017
April	135	586
May	965	1,411
June	1,559	1,946
July	2,701	2,810
August	3,502	3,516
September	4,251	4,339
October	5,173	5,075
November	6,032	5,925
December	6,713	6,621
January	7,158	
February	8,185	
March	9,479	
April	10,161	
May	10,161	
June	10,161	

QUALITY

	Quantity	Base Number	Contract	AT	Region	England
% of FP17s for the same patient ID Re-attending within 3 months - Children	39	1,395	2.8%	9.7%	11.9%	12.4%
% of FP17s for the same patient ID Re-attending within 3 months - Adults	117	1,973	5.9%	14.2%	16.5%	16.6%
% of FP17s for the same patient ID Re-attending between 3 & 9 months - Children	795	1,395	57.0%	60.5%	60.2%	57.5%
% of FP17s for the same patient ID Re-attending between 3 & 9 months - Adults	795	1,973	40.3%	52.5%	52.0%	50.4%
% of FP17s for Band 1 Urgent Courses	71	3,159	2.2%	7.9%	9.5%	9.1%
% of FP17s Relating to Free Repair or Replacements	10	3,159	0.3%	0.8%	0.7%	0.8%
% of FP17s Relating to Continuations	31	3,159	1.0%	1.2%	1.2%	1.3%
% of Patients satisfied with the dentistry they have received	6	7	N/A	92.7%	92.9%	92.7%
% of Patients satisfied with the time they had to wait for an appointment	6	7	N/A	89.4%	88.8%	88.8%

* This is based on patients treated on this contract for their most recent course of treatment. Figures in italics indicate the base number of FP17s or Patient Questionnaire responses are less than 100. N/A is shown where the base number of responses is less than 10 during the period. % is calculated as Quantity/Base number*100

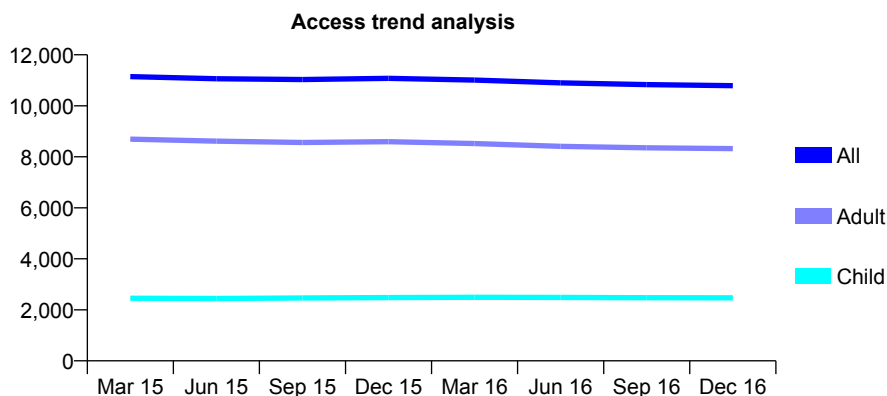
Q64 - Vital Signs At a Glance Contract Report for 126004/0001 - December 2016

Name or company name	Rodericks Dental Ltd
Contract type name	GDS Contract
Purpose of contract	General
Contract start date	23/10/2008
Contract end date	

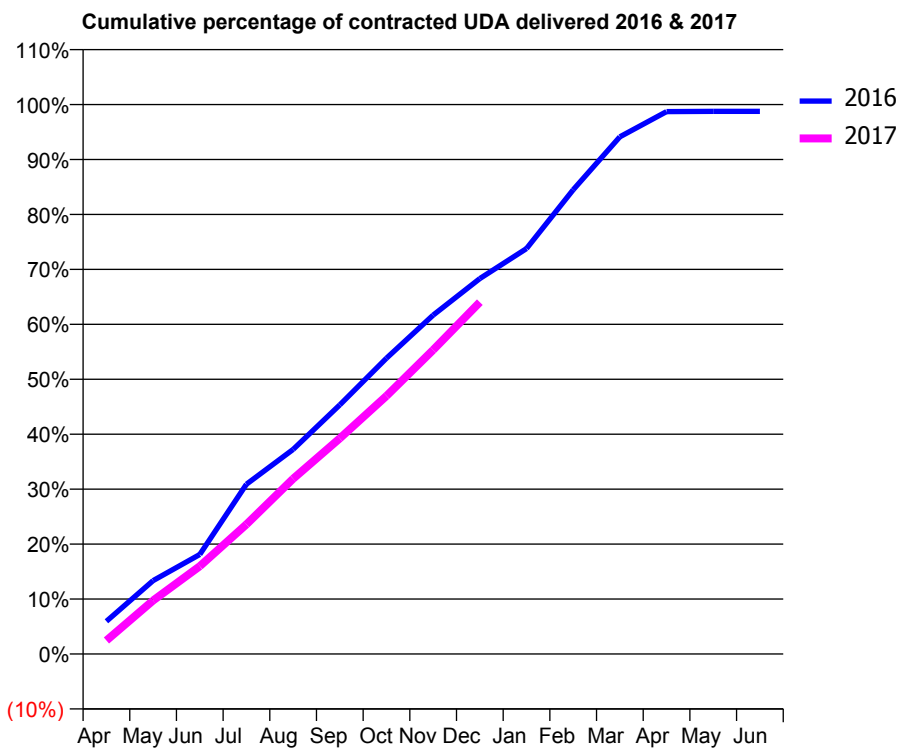
16/17 Contracted general activity (UDA)	32,000
Carry forward general activity (UDA)	401
16/17 Contracted orthodontic activity (UOA)	0
Carry forward orthodontic activity (UOA)	0
Baseline contract value	£729,002.22

ACCESS*

Patients seen in 24 months	Total	Change since previous quarter
Quarter ending December 2015	11,075	
Quarter ending March 2016	11,008	→
Quarter ending June 2016	10,897	↓
Quarter ending September 2016	10,830	→
Quarter ending December 2016	10,792	→
Variance since December 2015	(2.6%)	↓



ACTIVITY



Month	Adjusted Scheduled Activity (UDA)	
	2016	2017
April	1,903	785
May	4,273	3,117
June	5,796	5,117
July	9,886	7,549
August	11,916	10,211
September	14,513	12,563
October	17,231	15,030
November	19,735	17,709
December	21,866	20,490
January	23,613	
February	27,034	
March	30,119	
April	31,585	
May	31,599	
June	31,599	

QUALITY

	Quantity	Base Number	Contract	AT	Region	England
% of FP17s for the same patient ID Re-attending within 3 months - Children	195	2,568	7.6%	9.7%	11.9%	12.4%
% of FP17s for the same patient ID Re-attending within 3 months - Adults	1,383	8,267	16.7%	14.2%	16.5%	16.6%
% of FP17s for the same patient ID Re-attending between 3 & 9 months - Children	1,513	2,568	58.9%	60.5%	60.2%	57.5%
% of FP17s for the same patient ID Re-attending between 3 & 9 months - Adults	4,169	8,267	50.4%	52.5%	52.0%	50.4%
% of FP17s for Band 1 Urgent Courses	1,337	10,193	13.1%	7.9%	9.5%	9.1%
% of FP17s Relating to Free Repair or Replacements	118	10,193	1.2%	0.8%	0.7%	0.8%
% of FP17s Relating to Continuations	84	10,193	0.8%	1.2%	1.2%	1.3%
% of Patients satisfied with the dentistry they have received	24	26	92.3%	92.7%	92.9%	92.7%
% of Patients satisfied with the time they had to wait for an appointment	21	26	80.8%	89.4%	88.8%	88.8%

* This is based on patients treated on this contract for their most recent course of treatment. Figures in italics indicate the base number of FP17s or Patient Questionnaire responses are less than 100. N/A is shown where the base number of responses is less than 10 during the period. % is calculated as Quantity/Base number*100

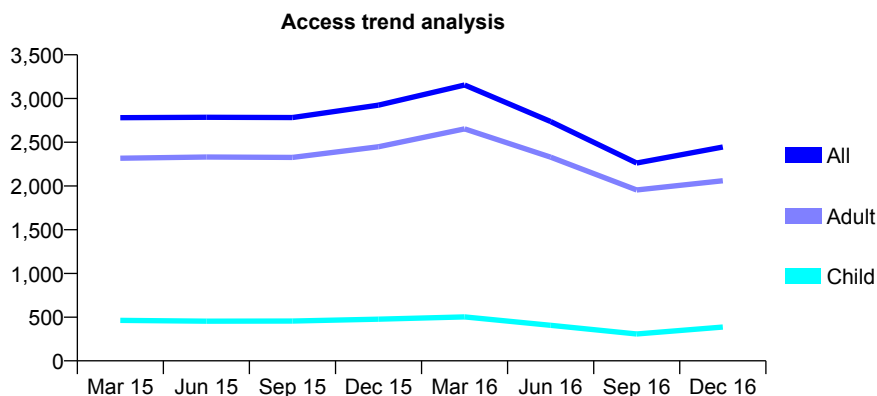
Q64 - Vital Signs At a Glance Contract Report for 126888/0001 - December 2016

Name or company name	Mr Jiten Doshi
Contract type name	GDS Contract
Purpose of contract	General
Contract start date	01/05/2013
Contract end date	

16/17 Contracted general activity (UDA)	8,294
Carry forward general activity (UDA)	0
16/17 Contracted orthodontic activity (UOA)	0
Carry forward orthodontic activity (UOA)	0
Baseline contract value	£175,630.74

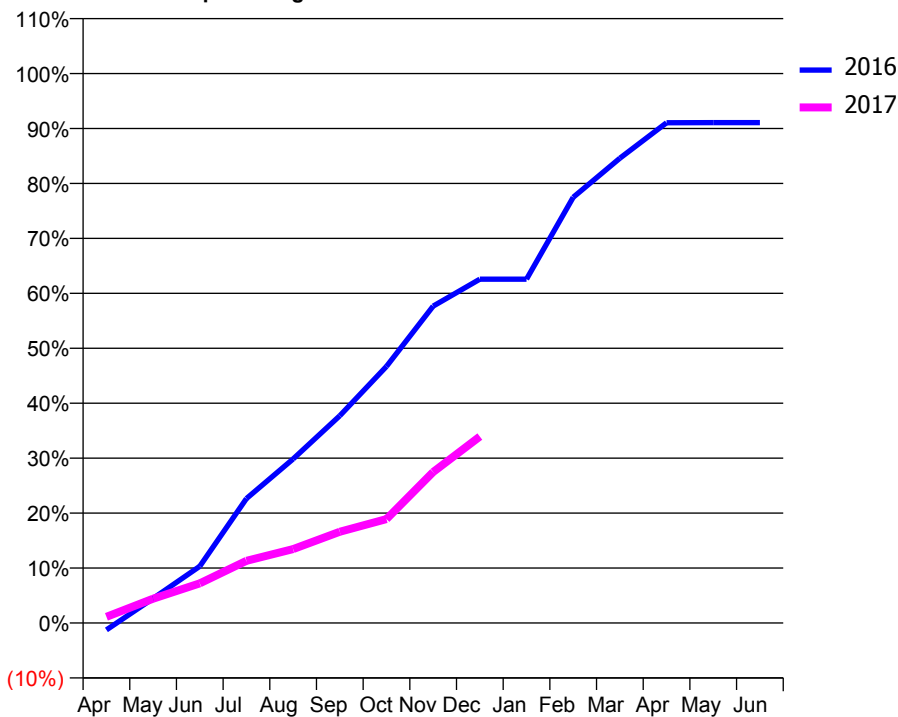
ACCESS*

Patients seen in 24 months	Total	Change since previous quarter
Quarter ending December 2015	2,925	
Quarter ending March 2016	3,155	↑
Quarter ending June 2016	2,737	↓
Quarter ending September 2016	2,262	↓
Quarter ending December 2016	2,445	↑
Variance since December 2015	(16.4%)	↓



ACTIVITY

Cumulative percentage of contracted UDA delivered 2016 & 2017



Month	Adjusted Scheduled Activity (UDA)	
	2016	2017
April	-107	93
May	370	367
June	856	599
July	1,878	938
August	2,477	1,117
September	3,128	1,379
October	3,873	1,569
November	4,783	2,279
December	5,190	2,814
January	5,190	
February	6,426	
March	7,015	
April	7,551	
May	7,552	
June	7,553	

QUALITY

	Quantity	Base Number	Contract	AT	Region	England
% of FP17s for the same patient ID Re-attending within 3 months - Children	5	362	1.4%	9.7%	11.9%	12.4%
% of FP17s for the same patient ID Re-attending within 3 months - Adults	101	1,720	5.9%	14.2%	16.5%	16.6%
% of FP17s for the same patient ID Re-attending between 3 & 9 months - Children	152	362	42.0%	60.5%	60.2%	57.5%
% of FP17s for the same patient ID Re-attending between 3 & 9 months - Adults	681	1,720	39.6%	52.5%	52.0%	50.4%
% of FP17s for Band 1 Urgent Courses	132	1,675	7.9%	7.9%	9.5%	9.1%
% of FP17s Relating to Free Repair or Replacements	1	1,675	0.1%	0.8%	0.7%	0.8%
% of FP17s Relating to Continuations	1	1,675	0.1%	1.2%	1.2%	1.3%
% of Patients satisfied with the dentistry they have received	8	8	N/A	92.7%	92.9%	92.7%
% of Patients satisfied with the time they had to wait for an appointment	8	8	N/A	89.4%	88.8%	88.8%

* This is based on patients treated on this contract for their most recent course of treatment. Figures in italics indicate the base number of FP17s or Patient Questionnaire responses are less than 100. N/A is shown where the base number of responses is less than 10 during the period. % is calculated as Quantity/Base number*100

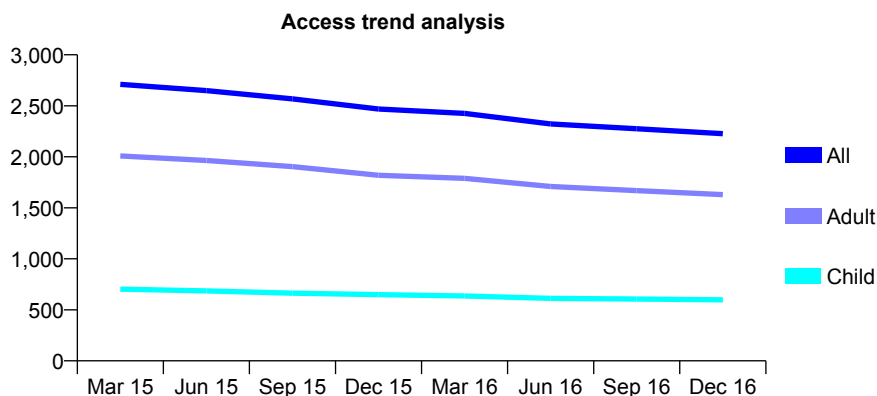
Q64 - Vital Signs At a Glance Contract Report for 132578/0001 - December 2016

Name or company name	The White Horse Dental Practice
Contract type name	PDS Contract
Purpose of contract	General
Contract start date	01/07/2009
Contract end date	26/06/2019

16/17 Contracted general activity (UDA)	9,724
Carry forward general activity (UDA)	0
16/17 Contracted orthodontic activity (UOA)	0
Carry forward orthodontic activity (UOA)	0
Baseline contract value	£236,484.12

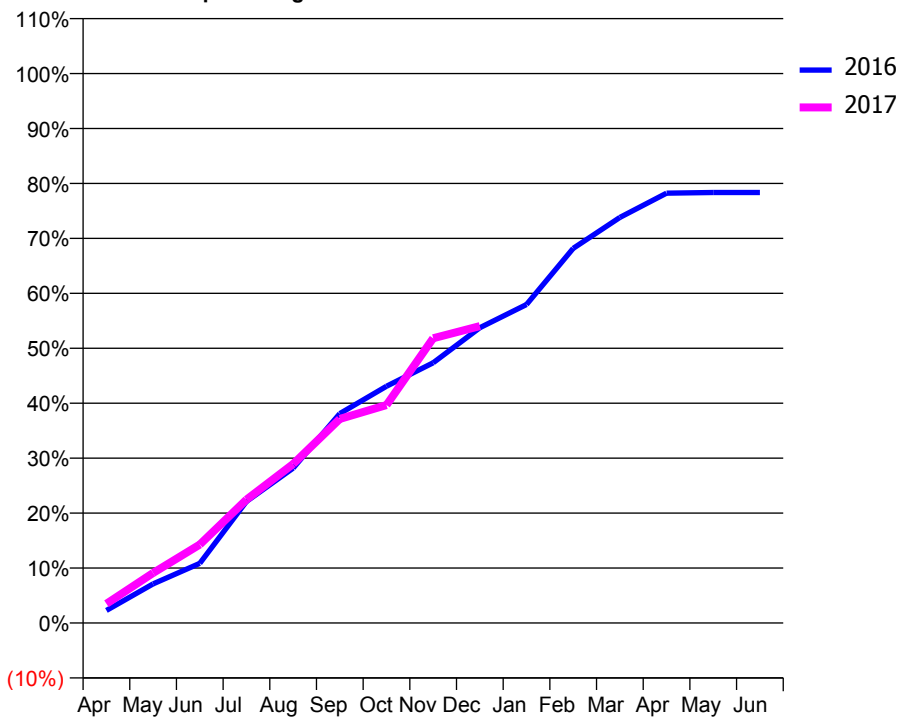
ACCESS*

Patients seen in 24 months	Total	Change since previous quarter
Quarter ending December 2015	2,468	
Quarter ending March 2016	2,425	↓
Quarter ending June 2016	2,322	↓
Quarter ending September 2016	2,275	↓
Quarter ending December 2016	2,227	↓
Variance since December 2015	(9.8%)	↓



ACTIVITY

Cumulative percentage of contracted UDA delivered 2016 & 2017



Month	Adjusted Scheduled Activity (UDA)	
	2016	2017
April	217	342
May	675	887
June	1,030	1,388
July	2,098	2,183
August	2,673	2,815
September	3,614	3,613
October	4,086	3,857
November	4,491	5,040
December	5,095	5,255
January	5,496	
February	6,466	
March	7,000	
April	7,417	
May	7,428	
June	7,429	

QUALITY

	Quantity	Base Number	Contract	AT	Region	England
% of FP17s for the same patient ID Re-attending within 3 months - Children	38	602	6.3%	9.7%	11.9%	12.4%
% of FP17s for the same patient ID Re-attending within 3 months - Adults	263	1,633	16.1%	14.2%	16.5%	16.6%
% of FP17s for the same patient ID Re-attending between 3 & 9 months - Children	365	602	60.6%	60.5%	60.2%	57.5%
% of FP17s for the same patient ID Re-attending between 3 & 9 months - Adults	843	1,633	51.6%	52.5%	52.0%	50.4%
% of FP17s for Band 1 Urgent Courses	145	2,070	7.0%	7.9%	9.5%	9.1%
% of FP17s Relating to Free Repair or Replacements	8	2,070	0.4%	0.8%	0.7%	0.8%
% of FP17s Relating to Continuations	19	2,070	0.9%	1.2%	1.2%	1.3%
% of Patients satisfied with the dentistry they have received	5	6	N/A	92.7%	92.9%	92.7%
% of Patients satisfied with the time they had to wait for an appointment	3	6	N/A	89.4%	88.8%	88.8%

* This is based on patients treated on this contract for their most recent course of treatment. Figures in italics indicate the base number of FP17s or Patient Questionnaire responses are less than 100. N/A is shown where the base number of responses is less than 10 during the period. % is calculated as Quantity/Base number*100

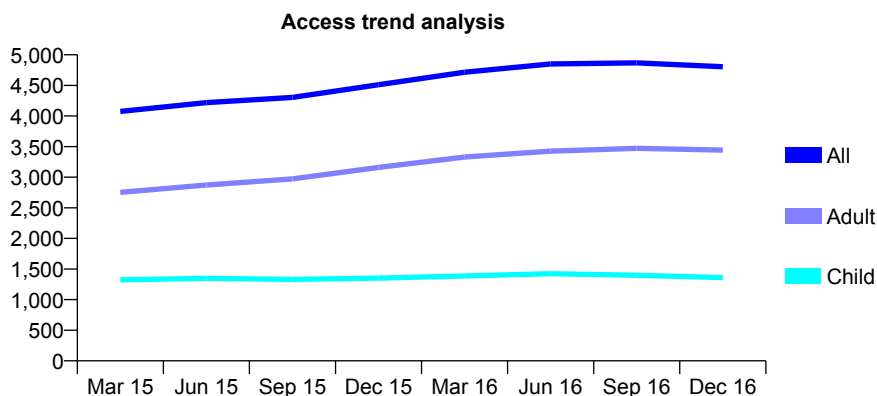
Q64 - Vital Signs At a Glance Contract Report for 134333/0001 - December 2016

Name or company name	Chantry Dental Practice
Contract type name	GDS Contract
Purpose of contract	General
Contract start date	01/04/2006
Contract end date	

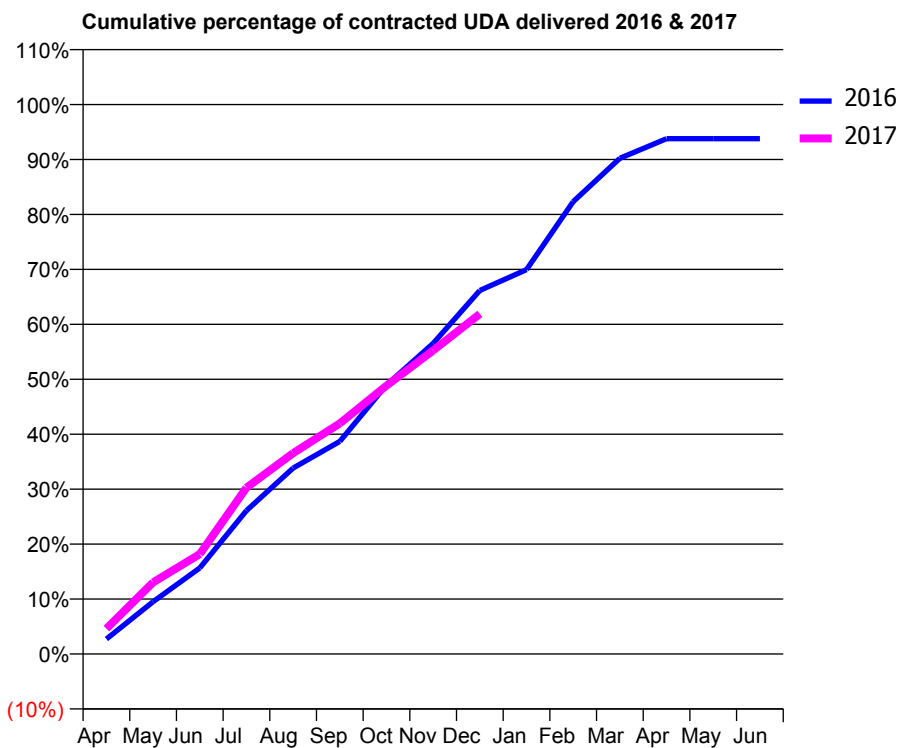
16/17 Contracted general activity (UDA)	13,445
Carry forward general activity (UDA)	0
16/17 Contracted orthodontic activity (UOA)	0
Carry forward orthodontic activity (UOA)	0
Baseline contract value	£357,832.47

ACCESS*

Patients seen in 24 months	Total	Change since previous quarter
Quarter ending December 2015	4,511	
Quarter ending March 2016	4,716	↑
Quarter ending June 2016	4,850	↑
Quarter ending September 2016	4,868	→
Quarter ending December 2016	4,804	↓
Variance since December 2015	6.5%	↑



ACTIVITY



Month	Adjusted Scheduled Activity (UDA)	
	2016	2017
April	395	623
May	1,377	1,754
June	2,264	2,444
July	3,771	4,070
August	4,889	4,914
September	5,591	5,644
October	7,074	6,566
November	8,166	7,427
December	9,556	8,321
January	10,104	
February	11,891	
March	13,031	
April	13,545	
May	13,545	
June	13,545	

QUALITY

	Quantity	Base Number	Contract	AT	Region	England
% of FP17s for the same patient ID Re-attending within 3 months - Children	68	1,310	5.2%	9.7%	11.9%	12.4%
% of FP17s for the same patient ID Re-attending within 3 months - Adults	358	2,970	12.1%	14.2%	16.5%	16.6%
% of FP17s for the same patient ID Re-attending between 3 & 9 months - Children	761	1,310	58.1%	60.5%	60.2%	57.5%
% of FP17s for the same patient ID Re-attending between 3 & 9 months - Adults	1,443	2,970	48.6%	52.5%	52.0%	50.4%
% of FP17s for Band 1 Urgent Courses	258	4,064	6.3%	7.9%	9.5%	9.1%
% of FP17s Relating to Free Repair or Replacements	13	4,064	0.3%	0.8%	0.7%	0.8%
% of FP17s Relating to Continuations	97	4,064	2.4%	1.2%	1.2%	1.3%
% of Patients satisfied with the dentistry they have received	14	14	100.0%	92.7%	92.9%	92.7%
% of Patients satisfied with the time they had to wait for an appointment	14	14	100.0%	89.4%	88.8%	88.8%

* This is based on patients treated on this contract for their most recent course of treatment. Figures in italics indicate the base number of FP17s or Patient Questionnaire responses are less than 100. N/A is shown where the base number of responses is less than 10 during the period. % is calculated as Quantity/Base number*100

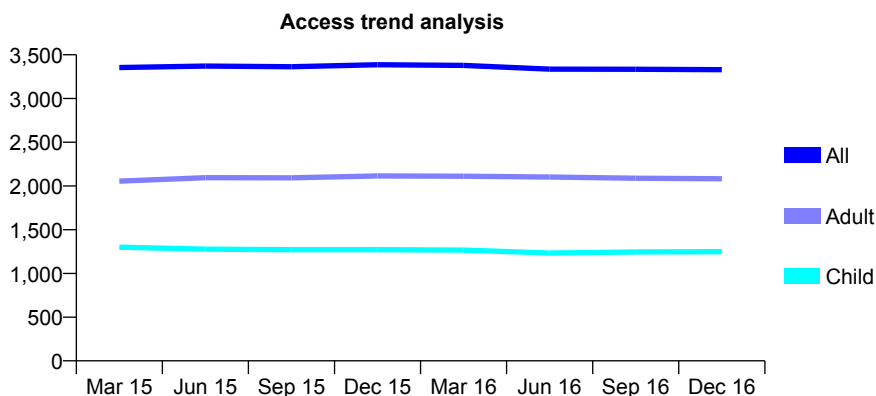
Q64 - Vital Signs At a Glance Contract Report for 135011/0001 - December 2016

Name or company name	Wyllye Valley Dentistry Limited
Contract type name	GDS Contract
Purpose of contract	General
Contract start date	01/04/2008
Contract end date	

16/17 Contracted general activity (UDA)	7,374
Carry forward general activity (UDA)	257
16/17 Contracted orthodontic activity (UOA)	0
Carry forward orthodontic activity (UOA)	0
Baseline contract value	£169,122.40

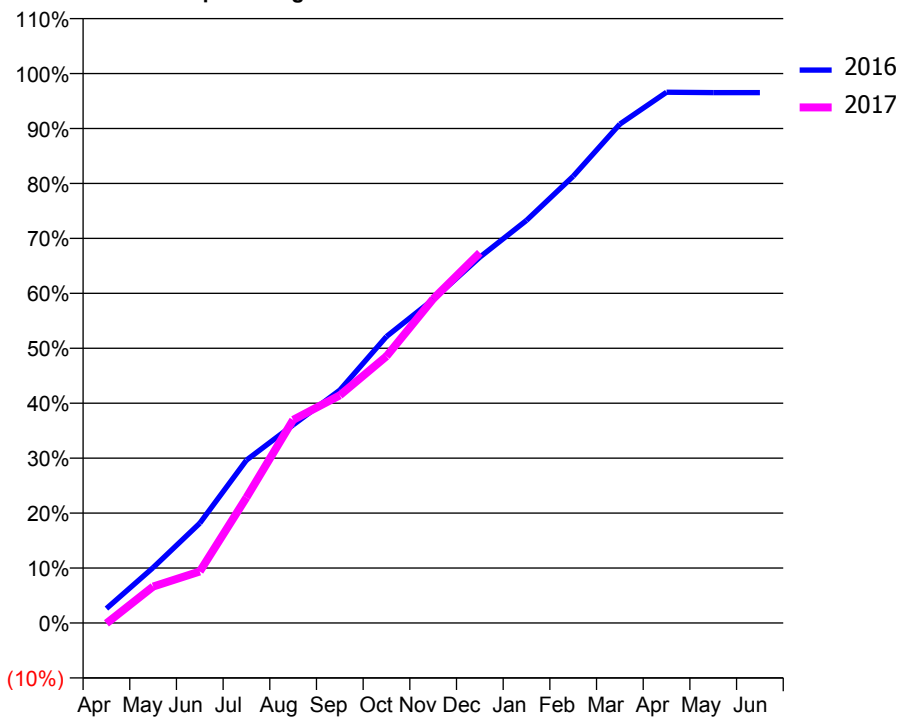
ACCESS*

Patients seen in 24 months	Total	Change since previous quarter
Quarter ending December 2015	3,386	
Quarter ending March 2016	3,379	→
Quarter ending June 2016	3,336	↓
Quarter ending September 2016	3,334	→
Quarter ending December 2016	3,330	→
Variance since December 2015	(1.7%)	↓



ACTIVITY

Cumulative percentage of contracted UDA delivered 2016 & 2017



Month	Adjusted Scheduled Activity (UDA)	
	2016	2017
April	194	-6
May	744	490
June	1,340	691
July	2,186	1,684
August	2,659	2,727
September	3,124	3,055
October	3,845	3,579
November	4,342	4,350
December	4,909	4,969
January	5,403	
February	5,995	
March	6,696	
April	7,122	
May	7,117	
June	7,117	

QUALITY

	Quantity	Base Number	Contract	AT	Region	England
% of FP17s for the same patient ID Re-attending within 3 months - Children	150	1,630	9.2%	9.7%	11.9%	12.4%
% of FP17s for the same patient ID Re-attending within 3 months - Adults	298	2,486	12.0%	14.2%	16.5%	16.6%
% of FP17s for the same patient ID Re-attending between 3 & 9 months - Children	1,169	1,630	71.7%	60.5%	60.2%	57.5%
% of FP17s for the same patient ID Re-attending between 3 & 9 months - Adults	1,699	2,486	68.3%	52.5%	52.0%	50.4%
% of FP17s for Band 1 Urgent Courses	180	2,973	6.1%	7.9%	9.5%	9.1%
% of FP17s Relating to Free Repair or Replacements	11	2,973	0.4%	0.8%	0.7%	0.8%
% of FP17s Relating to Continuations	19	2,973	0.6%	1.2%	1.2%	1.3%
% of Patients satisfied with the dentistry they have received	5	5	N/A	92.7%	92.9%	92.7%
% of Patients satisfied with the time they had to wait for an appointment	5	5	N/A	89.4%	88.8%	88.8%

* This is based on patients treated on this contract for their most recent course of treatment. Figures in italics indicate the base number of FP17s or Patient Questionnaire responses are less than 100. N/A is shown where the base number of responses is less than 10 during the period. % is calculated as Quantity/Base number*100

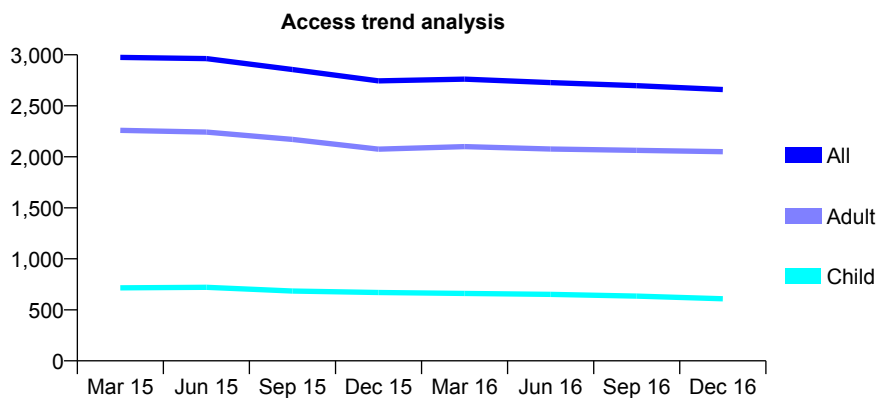
Q64 - Vital Signs At a Glance Contract Report for 135232/0001 - December 2016

Name or company name	Kennet River Dental Practice
Contract type name	PDS Contract
Purpose of contract	General
Contract start date	01/01/2009
Contract end date	01/01/2019

16/17 Contracted general activity (UDA)	7,696
Carry forward general activity (UDA)	0
16/17 Contracted orthodontic activity (UOA)	0
Carry forward orthodontic activity (UOA)	0
Baseline contract value	£174,339.46

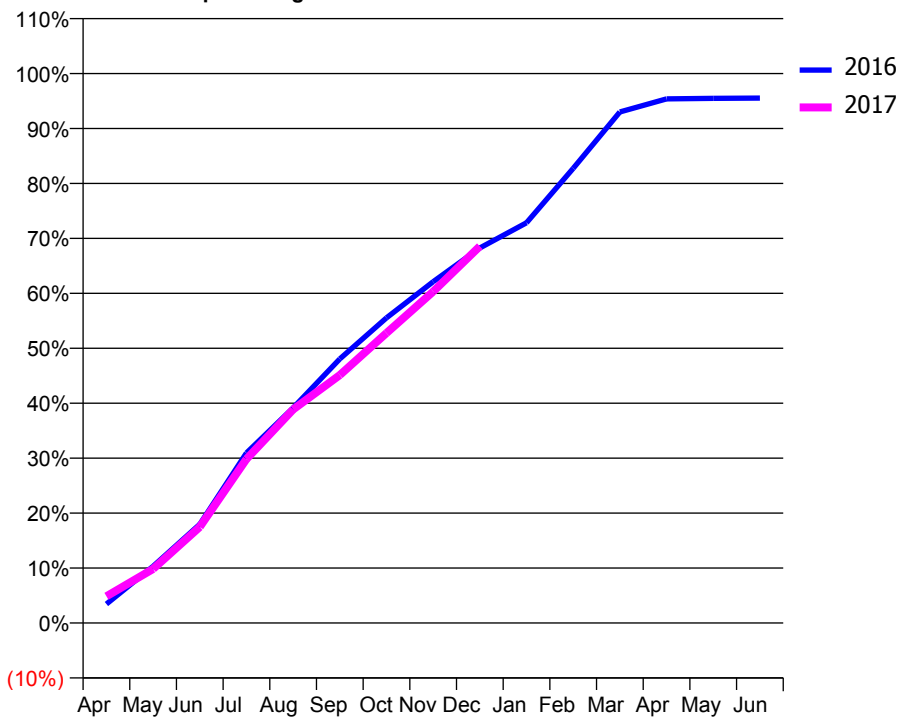
ACCESS*

Patients seen in 24 months	Total	Change since previous quarter
Quarter ending December 2015	2,745	
Quarter ending March 2016	2,761	→
Quarter ending June 2016	2,727	↓
Quarter ending September 2016	2,697	↓
Quarter ending December 2016	2,659	↓
Variance since December 2015	(3.1%)	↓



ACTIVITY

Cumulative percentage of contracted UDA delivered 2016 & 2017



Month	Adjusted Scheduled Activity (UDA)	
	2016	2017
April	288	374
May	863	758
June	1,501	1,346
July	2,584	2,297
August	3,269	2,992
September	4,013	3,472
October	4,637	4,061
November	5,187	4,641
December	5,699	5,277
January	6,081	
February	6,909	
March	7,765	
April	7,965	
May	7,972	
June	7,976	

QUALITY

	Quantity	Base Number	Contract	AT	Region	England
% of FP17s for the same patient ID Re-attending within 3 months - Children	49	722	6.8%	9.7%	11.9%	12.4%
% of FP17s for the same patient ID Re-attending within 3 months - Adults	282	2,144	13.2%	14.2%	16.5%	16.6%
% of FP17s for the same patient ID Re-attending between 3 & 9 months - Children	516	722	71.5%	60.5%	60.2%	57.5%
% of FP17s for the same patient ID Re-attending between 3 & 9 months - Adults	1,256	2,144	58.6%	52.5%	52.0%	50.4%
% of FP17s for Band 1 Urgent Courses	220	2,742	8.0%	7.9%	9.5%	9.1%
% of FP17s Relating to Free Repair or Replacements	24	2,742	0.9%	0.8%	0.7%	0.8%
% of FP17s Relating to Continuations	12	2,742	0.4%	1.2%	1.2%	1.3%
% of Patients satisfied with the dentistry they have received	4	4	N/A	92.7%	92.9%	92.7%
% of Patients satisfied with the time they had to wait for an appointment	3	4	N/A	89.4%	88.8%	88.8%

* This is based on patients treated on this contract for their most recent course of treatment. Figures in italics indicate the base number of FP17s or Patient Questionnaire responses are less than 100. N/A is shown where the base number of responses is less than 10 during the period. % is calculated as Quantity/Base number*100

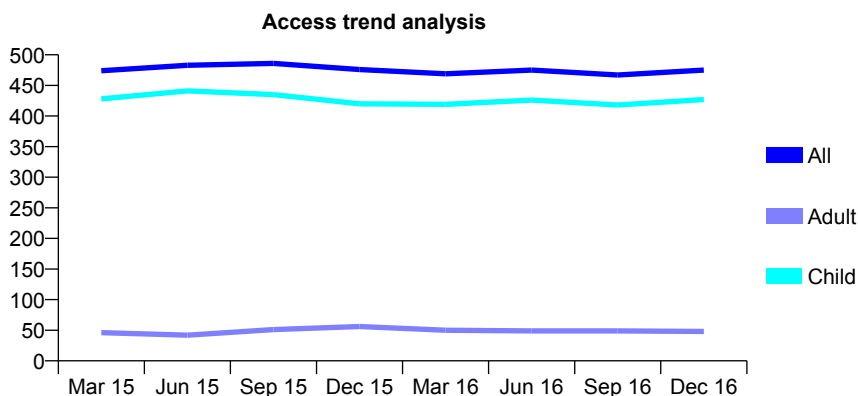
Q64 - Vital Signs At a Glance Contract Report for 135240/0001 - December 2016

Name or company name	Old College Dental Surgery
Contract type name	GDS Contract
Purpose of contract	General
Contract start date	01/04/2006
Contract end date	

16/17 Contracted general activity (UDA)	1,111
Carry forward general activity (UDA)	0
16/17 Contracted orthodontic activity (UOA)	0
Carry forward orthodontic activity (UOA)	0
Baseline contract value	£24,812.12

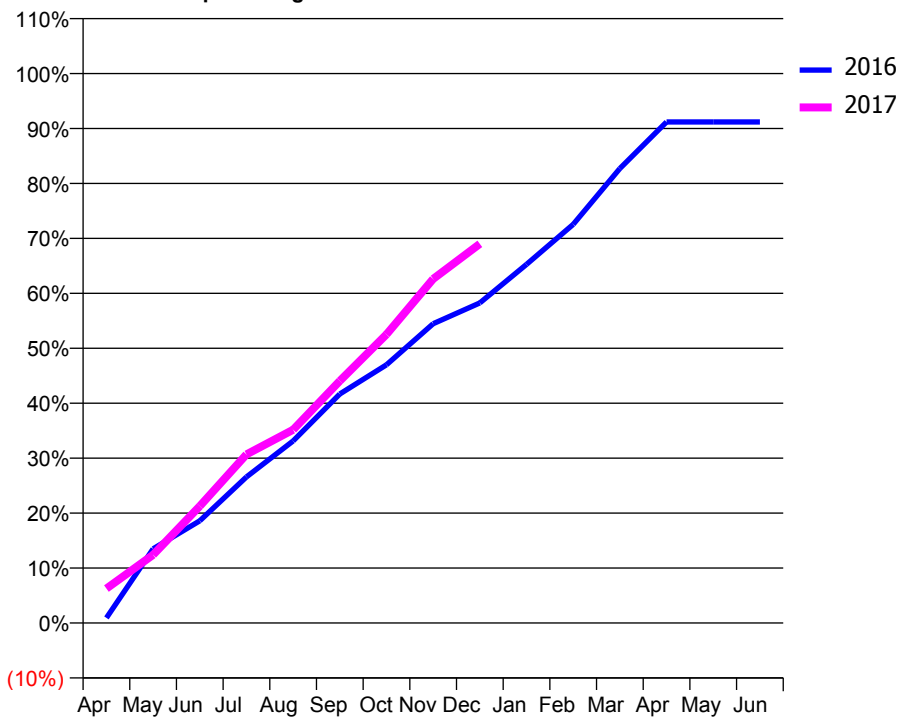
ACCESS*

Patients seen in 24 months	Total	Change since previous quarter
Quarter ending December 2015	476	
Quarter ending March 2016	469	↓
Quarter ending June 2016	475	→
Quarter ending September 2016	467	↓
Quarter ending December 2016	475	→
Variance since December 2015	(0.2%)	→



ACTIVITY

Cumulative percentage of contracted UDA delivered 2016 & 2017



Month	Adjusted Scheduled Activity (UDA)	
	2016	2017
April	11	70
May	160	138
June	221	236
July	316	341
August	393	391
September	495	489
October	558	584
November	647	696
December	692	767
January	775	
February	861	
March	982	
April	1,082	
May	1,082	
June	1,082	

QUALITY

	Quantity	Base Number	Contract	AT	Region	England
% of FP17s for the same patient ID Re-attending within 3 months - Children	45	637	7.1%	9.7%	11.9%	12.4%
% of FP17s for the same patient ID Re-attending within 3 months - Adults	0	0	N/A	14.2%	16.5%	16.6%
% of FP17s for the same patient ID Re-attending between 3 & 9 months - Children	457	637	71.7%	60.5%	60.2%	57.5%
% of FP17s for the same patient ID Re-attending between 3 & 9 months - Adults	0	0	N/A	52.5%	52.0%	50.4%
% of FP17s for Band 1 Urgent Courses	33	573	5.8%	7.9%	9.5%	9.1%
% of FP17s Relating to Free Repair or Replacements	0	573	0.0%	0.8%	0.7%	0.8%
% of FP17s Relating to Continuations	0	573	0.0%	1.2%	1.2%	1.3%
% of Patients satisfied with the dentistry they have received	0	0	N/A	92.7%	92.9%	92.7%
% of Patients satisfied with the time they had to wait for an appointment	0	0	N/A	89.4%	88.8%	88.8%

* This is based on patients treated on this contract for their most recent course of treatment. Figures in italics indicate the base number of FP17s or Patient Questionnaire responses are less than 100. N/A is shown where the base number of responses is less than 10 during the period. % is calculated as Quantity/Base number*100

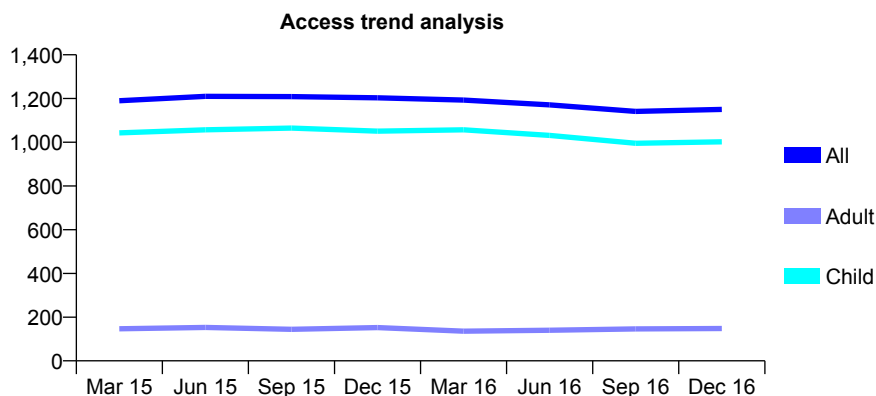
Q64 - Vital Signs At a Glance Contract Report for 135801/0001 - December 2016

Name or company name	Williams & Sanghera Dental Practice
Contract type name	GDS Contract
Purpose of contract	General
Contract start date	01/04/2006
Contract end date	

16/17 Contracted general activity (UDA)	2,487
Carry forward general activity (UDA)	-50
16/17 Contracted orthodontic activity (UOA)	0
Carry forward orthodontic activity (UOA)	0
Baseline contract value	£59,454.67

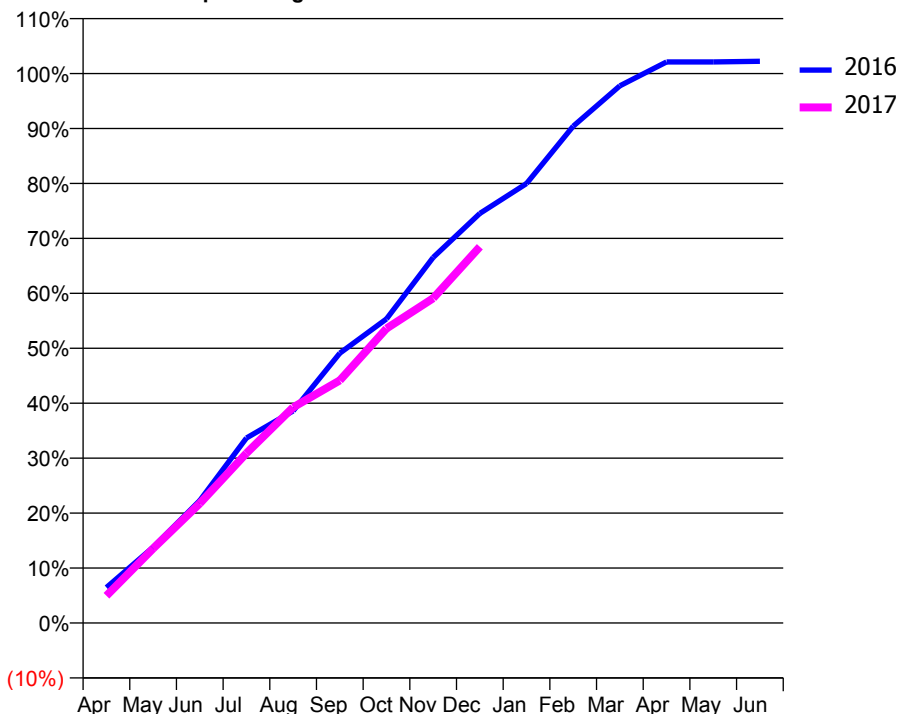
ACCESS*

Patients seen in 24 months	Total	Change since previous quarter
Quarter ending December 2015	1,203	
Quarter ending March 2016	1,193	→
Quarter ending June 2016	1,171	↓
Quarter ending September 2016	1,141	↓
Quarter ending December 2016	1,150	→
Variance since December 2015	(4.4%)	↓



ACTIVITY

Cumulative percentage of contracted UDA delivered 2016 & 2017



Month	Adjusted Scheduled Activity (UDA)	
	2016	2017
April	161	123
May	343	337
June	555	541
July	837	769
August	960	976
September	1,221	1,098
October	1,377	1,333
November	1,655	1,470
December	1,854	1,703
January	1,989	
February	2,249	
March	2,431	
April	2,539	
May	2,539	
June	2,542	

QUALITY

	Quantity	Base Number	Contract	AT	Region	England
% of FP17s for the same patient ID Re-attending within 3 months - Children	72	1,247	5.8%	9.7%	11.9%	12.4%
% of FP17s for the same patient ID Re-attending within 3 months - Adults	0	0	N/A	14.2%	16.5%	16.6%
% of FP17s for the same patient ID Re-attending between 3 & 9 months - Children	852	1,247	68.3%	60.5%	60.2%	57.5%
% of FP17s for the same patient ID Re-attending between 3 & 9 months - Adults	0	0	N/A	52.5%	52.0%	50.4%
% of FP17s for Band 1 Urgent Courses	30	1,178	2.5%	7.9%	9.5%	9.1%
% of FP17s Relating to Free Repair or Replacements	0	1,178	0.0%	0.8%	0.7%	0.8%
% of FP17s Relating to Continuations	0	1,178	0.0%	1.2%	1.2%	1.3%
% of Patients satisfied with the dentistry they have received	3	3	N/A	92.7%	92.9%	92.7%
% of Patients satisfied with the time they had to wait for an appointment	3	3	N/A	89.4%	88.8%	88.8%

* This is based on patients treated on this contract for their most recent course of treatment. Figures in italics indicate the base number of FP17s or Patient Questionnaire responses are less than 100. N/A is shown where the base number of responses is less than 10 during the period. % is calculated as Quantity/Base number*100

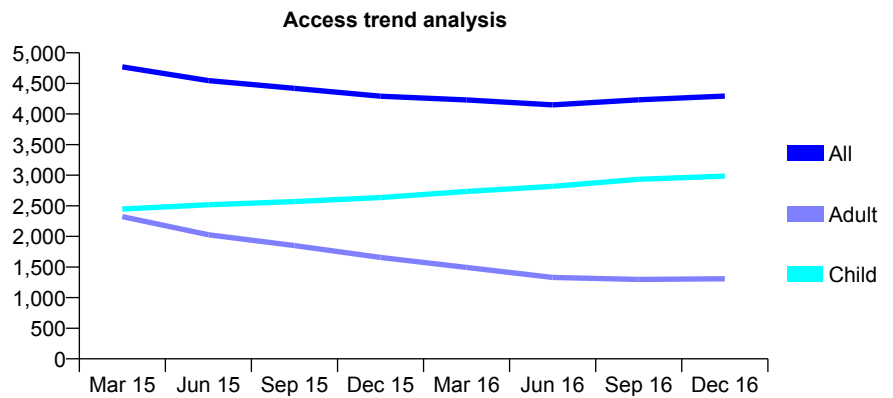
Q64 - Vital Signs At a Glance Contract Report for 136441/0001 - December 2016

Name or company name	Priory Vale Partnership
Contract type name	GDS Contract
Purpose of contract	General
Contract start date	01/03/2013
Contract end date	

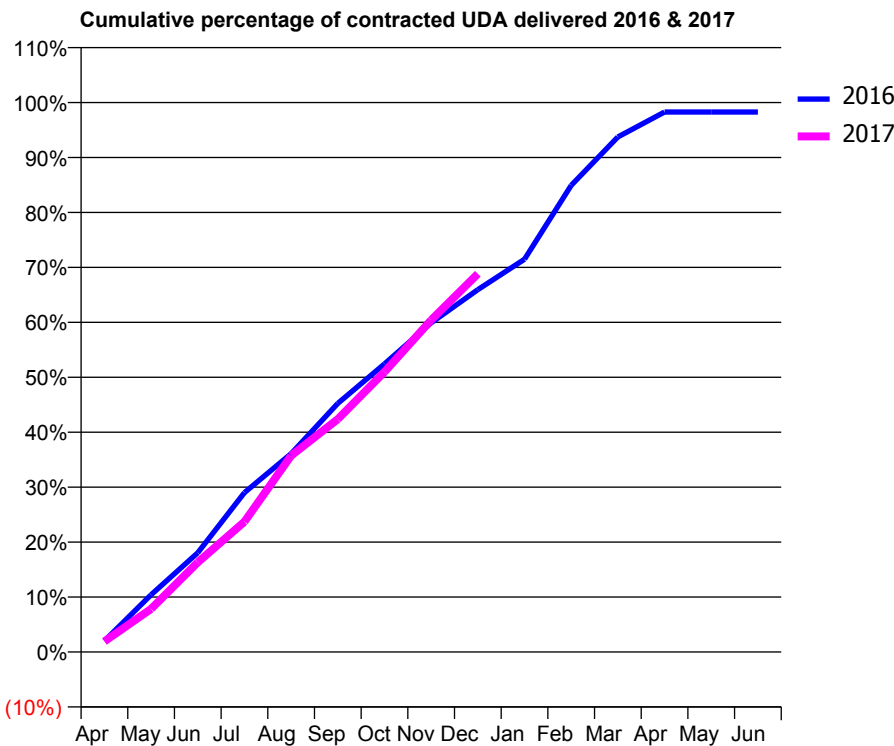
16/17 Contracted general activity (UDA)	10,467
Carry forward general activity (UDA)	181
16/17 Contracted orthodontic activity (UOA)	0
Carry forward orthodontic activity (UOA)	0
Baseline contract value	£256,556.63

ACCESS*

Patients seen in 24 months	Total	Change since previous quarter
Quarter ending December 2015	4,291	
Quarter ending March 2016	4,230	↓
Quarter ending June 2016	4,149	↓
Quarter ending September 2016	4,232	↑
Quarter ending December 2016	4,294	→
Variance since December 2015	0.1%	→



ACTIVITY



Month	Adjusted Scheduled Activity (UDA)	
	2016	2017
April	212	203
May	1,092	821
June	1,891	1,707
July	3,037	2,484
August	3,778	3,741
September	4,735	4,435
October	5,489	5,336
November	6,270	6,325
December	6,903	7,204
January	7,481	
February	8,890	
March	9,810	
April	10,286	
May	10,286	
June	10,286	

QUALITY

	Quantity	Base Number	Contract	AT	Region	England
% of FP17s for the same patient ID Re-attending within 3 months - Children	182	3,042	6.0%	9.7%	11.9%	12.4%
% of FP17s for the same patient ID Re-attending within 3 months - Adults	170	977	17.4%	14.2%	16.5%	16.6%
% of FP17s for the same patient ID Re-attending between 3 & 9 months - Children	1,763	3,042	58.0%	60.5%	60.2%	57.5%
% of FP17s for the same patient ID Re-attending between 3 & 9 months - Adults	382	977	39.1%	52.5%	52.0%	50.4%
% of FP17s for Band 1 Urgent Courses	291	3,770	7.7%	7.9%	9.5%	9.1%
% of FP17s Relating to Free Repair or Replacements	0	3,770	0.0%	0.8%	0.7%	0.8%
% of FP17s Relating to Continuations	0	3,770	0.0%	1.2%	1.2%	1.3%
% of Patients satisfied with the dentistry they have received	4	4	N/A	92.7%	92.9%	92.7%
% of Patients satisfied with the time they had to wait for an appointment	4	4	N/A	89.4%	88.8%	88.8%

* This is based on patients treated on this contract for their most recent course of treatment. Figures in italics indicate the base number of FP17s or Patient Questionnaire responses are less than 100. N/A is shown where the base number of responses is less than 10 during the period. % is calculated as Quantity/Base number*100

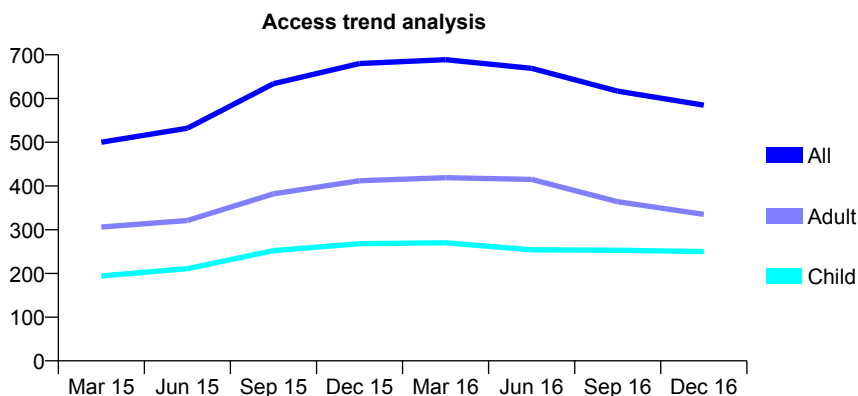
Q64 - Vital Signs At a Glance Contract Report for 136522/0001 - December 2016

Name or company name	Mr MJ Brown, Salford Dental Practice
Contract type name	GDS Contract
Purpose of contract	General
Contract start date	30/05/2014
Contract end date	

16/17 Contracted general activity (UDA)	1,014
Carry forward general activity (UDA)	-20
16/17 Contracted orthodontic activity (UOA)	0
Carry forward orthodontic activity (UOA)	0
Baseline contract value	£25,957.78

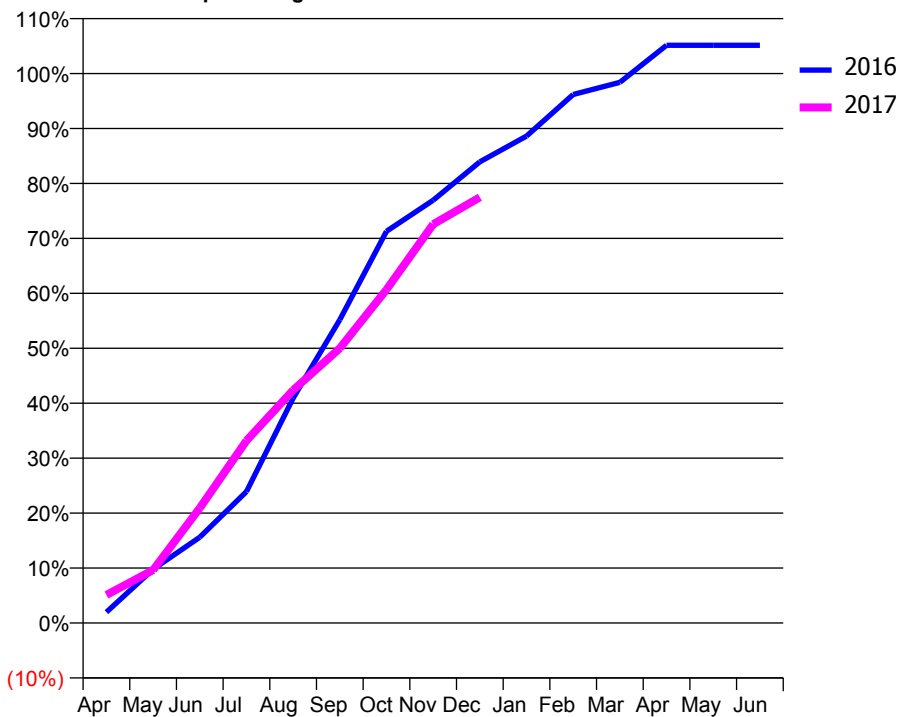
ACCESS*

Patients seen in 24 months	Total	Change since previous quarter
Quarter ending December 2015	680	
Quarter ending March 2016	689	→
Quarter ending June 2016	669	↓
Quarter ending September 2016	617	↓
Quarter ending December 2016	585	↓
Variance since December 2015	(14.0%)	↓



ACTIVITY

Cumulative percentage of contracted UDA delivered 2016 & 2017



Month	Adjusted Scheduled Activity (UDA)	
	2016	2017
April	20	52
May	99	98
June	158	212
July	243	336
August	415	430
September	560	507
October	723	615
November	780	736
December	851	786
January	898	
February	975	
March	998	
April	1,066	
May	1,066	
June	1,066	

QUALITY

	Quantity	Base Number	Contract	AT	Region	England
% of FP17s for the same patient ID Re-attending within 3 months - Children	10	292	3.4%	9.7%	11.9%	12.4%
% of FP17s for the same patient ID Re-attending within 3 months - Adults	22	256	8.6%	14.2%	16.5%	16.6%
% of FP17s for the same patient ID Re-attending between 3 & 9 months - Children	182	292	62.3%	60.5%	60.2%	57.5%
% of FP17s for the same patient ID Re-attending between 3 & 9 months - Adults	69	256	27.0%	52.5%	52.0%	50.4%
% of FP17s for Band 1 Urgent Courses	28	502	5.6%	7.9%	9.5%	9.1%
% of FP17s Relating to Free Repair or Replacements	0	502	0.0%	0.8%	0.7%	0.8%
% of FP17s Relating to Continuations	0	502	0.0%	1.2%	1.2%	1.3%
% of Patients satisfied with the dentistry they have received	1	1	N/A	92.7%	92.9%	92.7%
% of Patients satisfied with the time they had to wait for an appointment	1	1	N/A	89.4%	88.8%	88.8%

* This is based on patients treated on this contract for their most recent course of treatment. Figures in italics indicate the base number of FP17s or Patient Questionnaire responses are less than 100. N/A is shown where the base number of responses is less than 10 during the period. % is calculated as Quantity/Base number*100

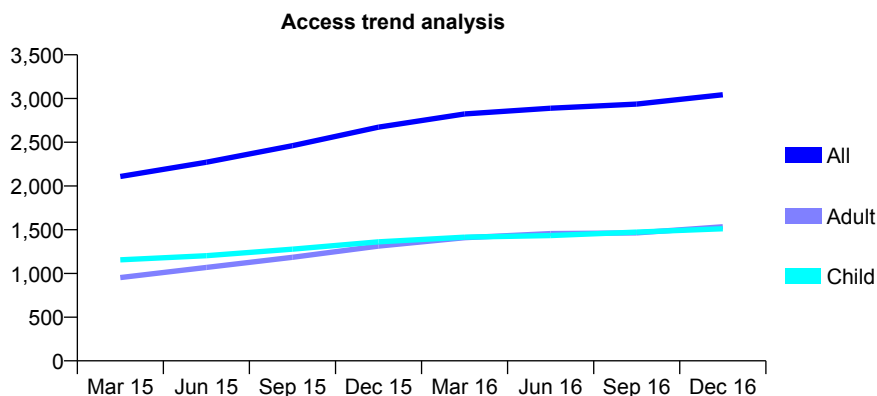
Q64 - Vital Signs At a Glance Contract Report for 137995/0001 - December 2016

Name or company name	Nelson Street Dental Practice Partnership
Contract type name	GDS Contract
Purpose of contract	General
Contract start date	01/04/2014
Contract end date	

16/17 Contracted general activity (UDA)	8,023
Carry forward general activity (UDA)	41
16/17 Contracted orthodontic activity (UOA)	0
Carry forward orthodontic activity (UOA)	0
Baseline contract value	£185,243.74

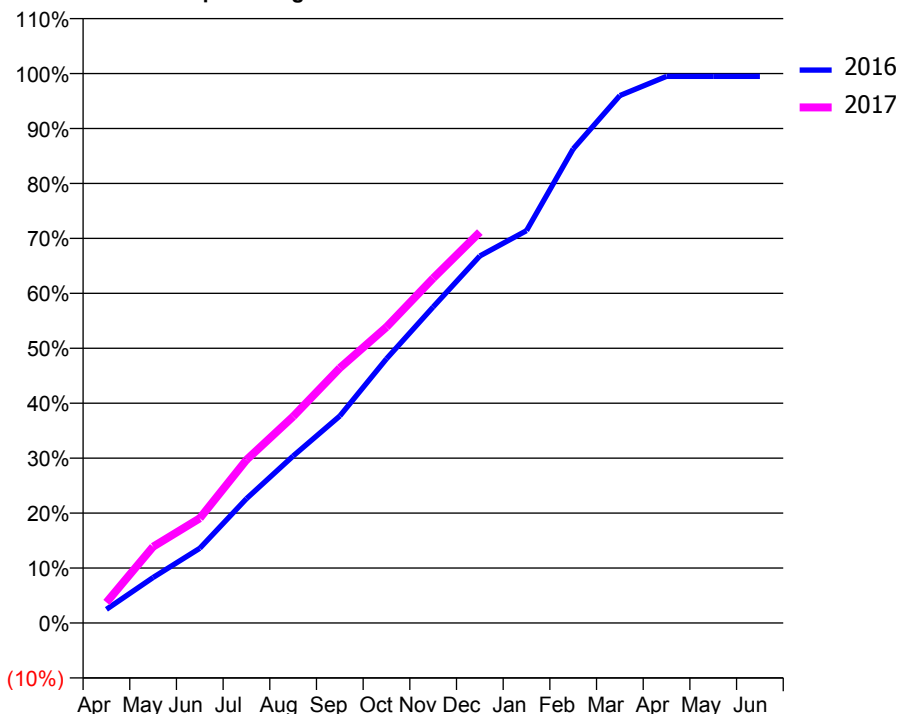
ACCESS*

Patients seen in 24 months	Total	Change since previous quarter
Quarter ending December 2015	2,673	
Quarter ending March 2016	2,823	↑
Quarter ending June 2016	2,889	↑
Quarter ending September 2016	2,937	→
Quarter ending December 2016	3,043	↑
Variance since December 2015	13.8%	↑



ACTIVITY

Cumulative percentage of contracted UDA delivered 2016 & 2017



Adjusted Scheduled Activity (UDA)

Month	2016	2017
April	199	301
May	665	1,114
June	1,091	1,529
July	1,815	2,382
August	2,438	3,015
September	3,022	3,724
October	3,858	4,321
November	4,615	5,034
December	5,360	5,707
January	5,729	
February	6,921	
March	7,702	
April	7,981	
May	7,982	
June	7,982	

QUALITY

	Quantity	Base Number	Contract	AT	Region	England
% of FP17s for the same patient ID Re-attending within 3 months - Children	120	1,774	6.8%	9.7%	11.9%	12.4%
% of FP17s for the same patient ID Re-attending within 3 months - Adults	259	1,456	17.8%	14.2%	16.5%	16.6%
% of FP17s for the same patient ID Re-attending between 3 & 9 months - Children	1,163	1,774	65.6%	60.5%	60.2%	57.5%
% of FP17s for the same patient ID Re-attending between 3 & 9 months - Adults	770	1,456	52.9%	52.5%	52.0%	50.4%
% of FP17s for Band 1 Urgent Courses	99	2,663	3.7%	7.9%	9.5%	9.1%
% of FP17s Relating to Free Repair or Replacements	0	2,663	0.0%	0.8%	0.7%	0.8%
% of FP17s Relating to Continuations	52	2,663	2.0%	1.2%	1.2%	1.3%
% of Patients satisfied with the dentistry they have received	6	7	N/A	92.7%	92.9%	92.7%
% of Patients satisfied with the time they had to wait for an appointment	7	7	N/A	89.4%	88.8%	88.8%

* This is based on patients treated on this contract for their most recent course of treatment. Figures in italics indicate the base number of FP17s or Patient Questionnaire responses are less than 100. N/A is shown where the base number of responses is less than 10 during the period. % is calculated as Quantity/Base number*100

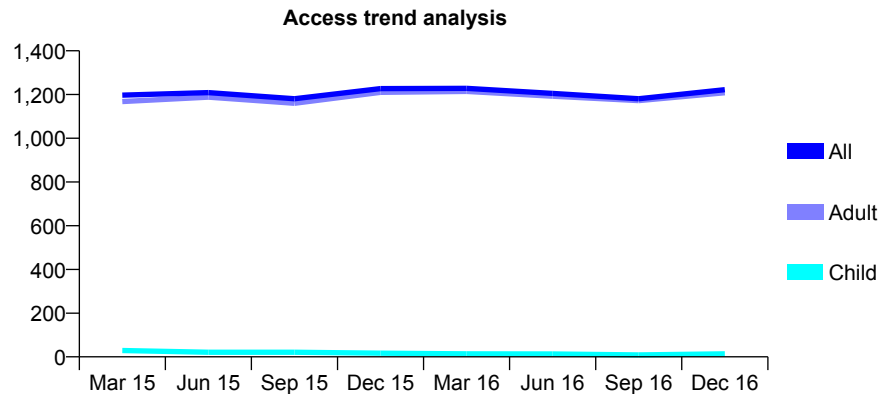
Q64 - Vital Signs At a Glance Contract Report for 138843/0001 - December 2016

Name or company name	BASDAC LLP
Contract type name	GDS Contract
Purpose of contract	General
Contract start date	01/04/2013
Contract end date	

16/17 Contracted general activity (UDA)	3,339
Carry forward general activity (UDA)	-32
16/17 Contracted orthodontic activity (UOA)	0
Carry forward orthodontic activity (UOA)	0
Baseline contract value	£199,697.78

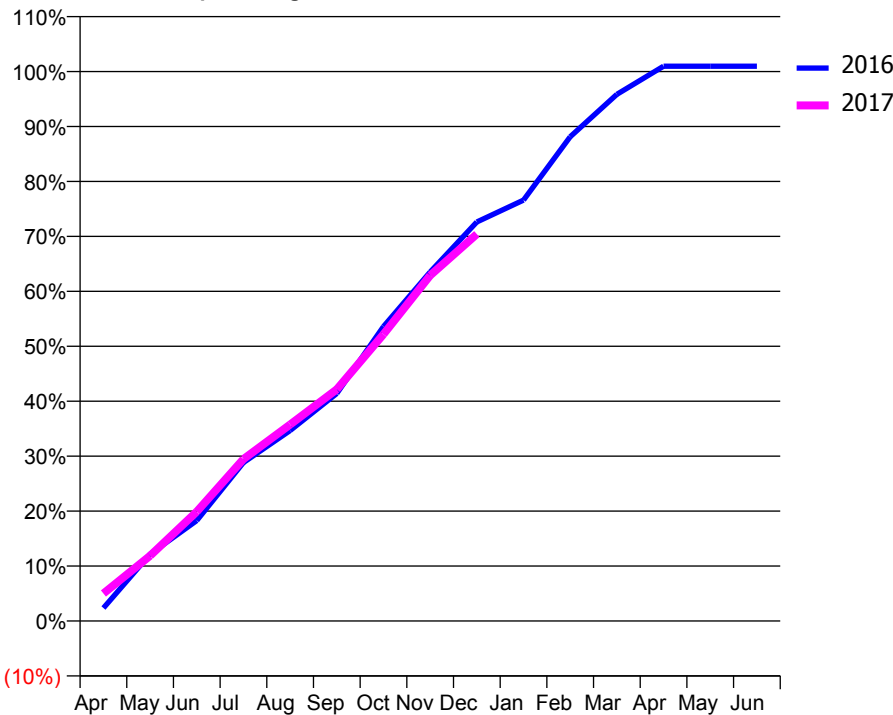
ACCESS*

Patients seen in 24 months	Total	Change since previous quarter
Quarter ending December 2015	1,227	
Quarter ending March 2016	1,228	→
Quarter ending June 2016	1,205	↓
Quarter ending September 2016	1,181	↓
Quarter ending December 2016	1,222	↑
Variance since December 2015	(0.4%)	→



ACTIVITY

Cumulative percentage of contracted UDA delivered 2016 & 2017



Month	2016	2017
April	79	167
May	406	397
June	610	665
July	963	984
August	1,158	1,194
September	1,383	1,408
October	1,790	1,742
November	2,121	2,100
December	2,425	2,351
January	2,558	
February	2,943	
March	3,200	
April	3,371	
May	3,371	
June	3,371	

QUALITY

	Quantity	Base Number	Contract	AT	Region	England
% of FP17s for the same patient ID Re-attending within 3 months - Children	0	16	0.0%	9.7%	11.9%	12.4%
% of FP17s for the same patient ID Re-attending within 3 months - Adults	2	832	0.2%	14.2%	16.5%	16.6%
% of FP17s for the same patient ID Re-attending between 3 & 9 months - Children	0	16	0.0%	60.5%	60.2%	57.5%
% of FP17s for the same patient ID Re-attending between 3 & 9 months - Adults	2	832	0.2%	52.5%	52.0%	50.4%
% of FP17s for Band 1 Urgent Courses	1	791	0.1%	7.9%	9.5%	9.1%
% of FP17s Relating to Free Repair or Replacements	0	791	0.0%	0.8%	0.7%	0.8%
% of FP17s Relating to Continuations	0	791	0.0%	1.2%	1.2%	1.3%
% of Patients satisfied with the dentistry they have received	0	1	N/A	92.7%	92.9%	92.7%
% of Patients satisfied with the time they had to wait for an appointment	0	1	N/A	89.4%	88.8%	88.8%

* This is based on patients treated on this contract for their most recent course of treatment. Figures in italics indicate the base number of FP17s or Patient Questionnaire responses are less than 100. N/A is shown where the base number of responses is less than 10 during the period. % is calculated as Quantity/Base number*100

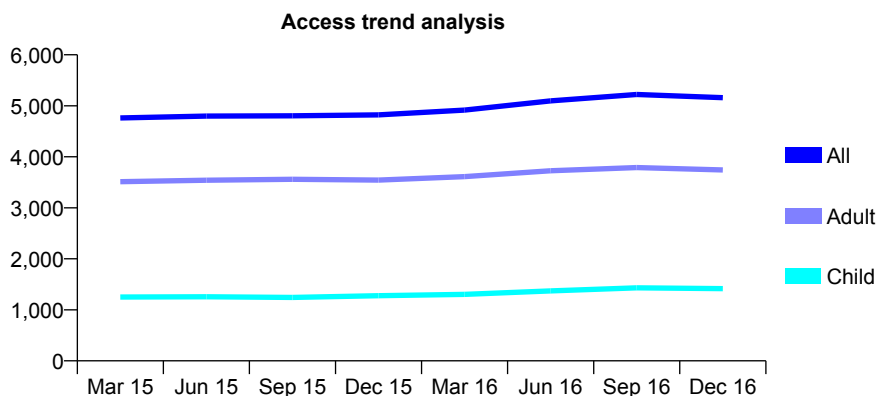
Q64 - Vital Signs At a Glance Contract Report for 141909/0001 - December 2016

Name or company name	Halton House Dental Centre
Contract type name	GDS Contract
Purpose of contract	General
Contract start date	01/04/2013
Contract end date	

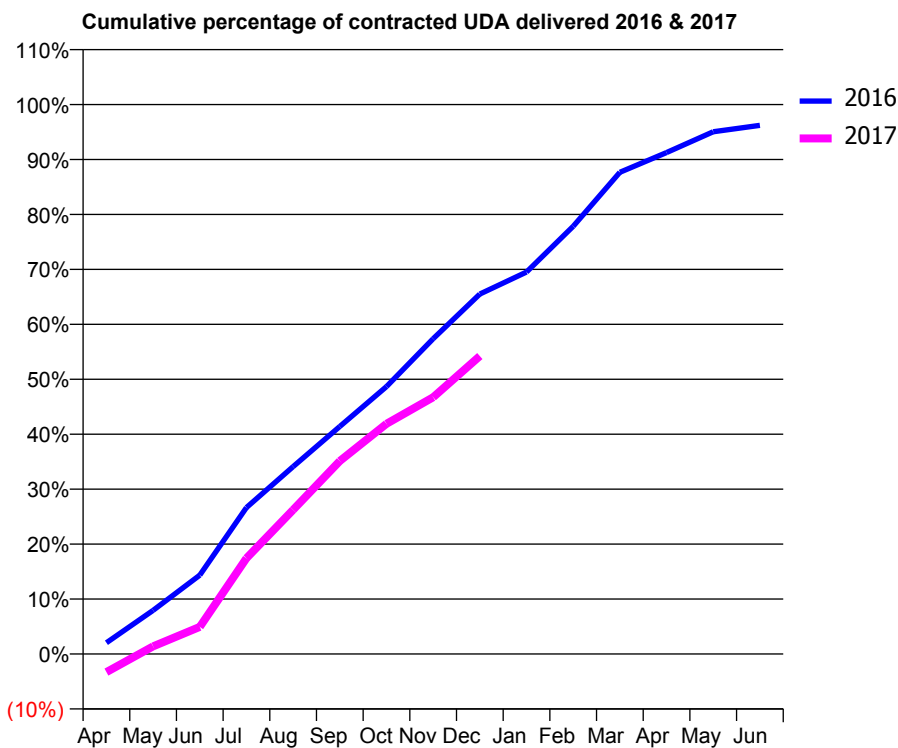
16/17 Contracted general activity (UDA)	14,628
Carry forward general activity (UDA)	555
16/17 Contracted orthodontic activity (UOA)	0
Carry forward orthodontic activity (UOA)	0
Baseline contract value	£379,687.20

ACCESS*

Patients seen in 24 months	Total	Change since previous quarter
Quarter ending December 2015	4,821	
Quarter ending March 2016	4,916	→
Quarter ending June 2016	5,098	↑
Quarter ending September 2016	5,221	↑
Quarter ending December 2016	5,159	↓
Variance since December 2015	7.0%	↑



ACTIVITY



Month	Adjusted Scheduled Activity (UDA)	
	2016	2017
April	300	-486
May	1,163	204
June	2,099	721
July	3,901	2,551
August	4,991	3,840
September	6,057	5,137
October	7,118	6,127
November	8,394	6,835
December	9,583	7,933
January	10,167	
February	11,384	
March	12,823	
April	13,348	
May	13,902	
June	14,073	

QUALITY

	Quantity	Base Number	Contract	AT	Region	England
% of FP17s for the same patient ID Re-attending within 3 months - Children	134	1,538	8.7%	9.7%	11.9%	12.4%
% of FP17s for the same patient ID Re-attending within 3 months - Adults	393	3,527	11.1%	14.2%	16.5%	16.6%
% of FP17s for the same patient ID Re-attending between 3 & 9 months - Children	916	1,538	59.6%	60.5%	60.2%	57.5%
% of FP17s for the same patient ID Re-attending between 3 & 9 months - Adults	1,924	3,527	54.6%	52.5%	52.0%	50.4%
% of FP17s for Band 1 Urgent Courses	302	4,370	6.9%	7.9%	9.5%	9.1%
% of FP17s Relating to Free Repair or Replacements	34	4,370	0.8%	0.8%	0.7%	0.8%
% of FP17s Relating to Continuations	40	4,370	0.9%	1.2%	1.2%	1.3%
% of Patients satisfied with the dentistry they have received	12	12	100.0%	92.7%	92.9%	92.7%
% of Patients satisfied with the time they had to wait for an appointment	11	12	91.7%	89.4%	88.8%	88.8%

* This is based on patients treated on this contract for their most recent course of treatment. Figures in italics indicate the base number of FP17s or Patient Questionnaire responses are less than 100. N/A is shown where the base number of responses is less than 10 during the period. % is calculated as Quantity/Base number*100

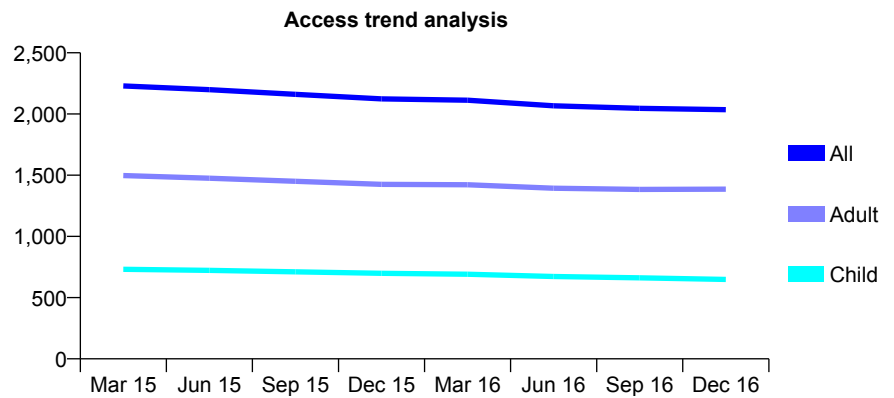
Q64 - Vital Signs At a Glance Contract Report for 146420/0001 - December 2016

Name or company name	North Way Dental Practice Ltd
Contract type name	GDS Contract
Purpose of contract	General
Contract start date	01/07/2012
Contract end date	

16/17 Contracted general activity (UDA)	6,184
Carry forward general activity (UDA)	-124
16/17 Contracted orthodontic activity (UOA)	0
Carry forward orthodontic activity (UOA)	0
Baseline contract value	£221,083.96

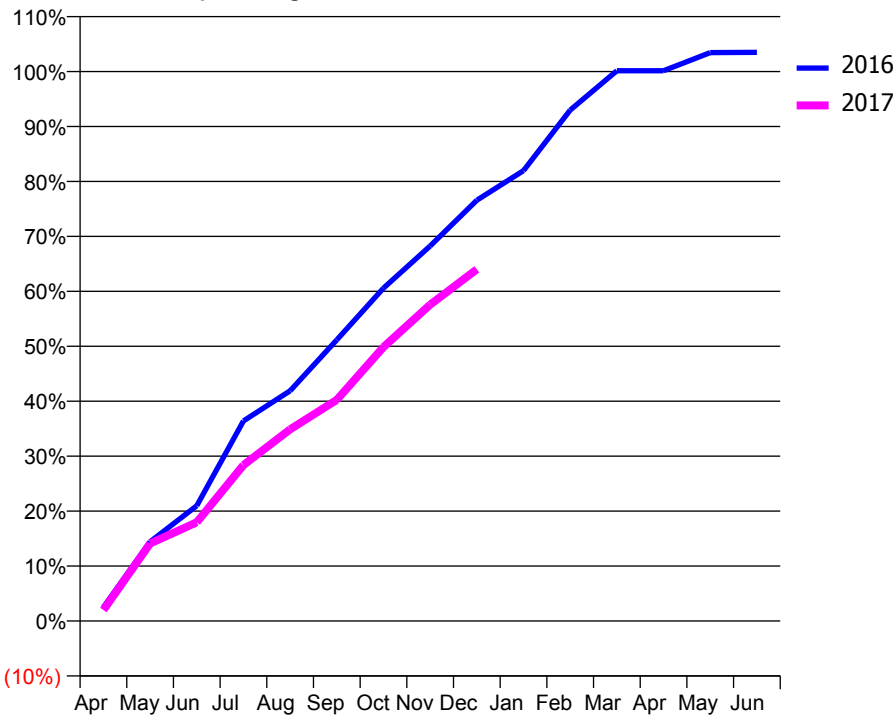
ACCESS*

Patients seen in 24 months	Total	Change since previous quarter
Quarter ending December 2015	2,124	
Quarter ending March 2016	2,113	→
Quarter ending June 2016	2,067	↓
Quarter ending September 2016	2,046	↓
Quarter ending December 2016	2,035	→
Variance since December 2015	(4.2%)	↓



ACTIVITY

Cumulative percentage of contracted UDA delivered 2016 & 2017



Month	Adjusted Scheduled Activity (UDA)	
	2016	2017
April	155	124
May	892	872
June	1,297	1,111
July	2,252	1,755
August	2,591	2,157
September	3,164	2,489
October	3,746	3,083
November	4,220	3,561
December	4,735	3,957
January	5,069	
February	5,750	
March	6,192	
April	6,192	
May	6,397	
June	6,400	

QUALITY

	Quantity	Base Number	Contract	AT	Region	England
% of FP17s for the same patient ID Re-attending within 3 months - Children	50	839	6.0%	9.7%	11.9%	12.4%
% of FP17s for the same patient ID Re-attending within 3 months - Adults	181	1,589	11.4%	14.2%	16.5%	16.6%
% of FP17s for the same patient ID Re-attending between 3 & 9 months - Children	610	839	72.7%	60.5%	60.2%	57.5%
% of FP17s for the same patient ID Re-attending between 3 & 9 months - Adults	1,116	1,589	70.2%	52.5%	52.0%	50.4%
% of FP17s for Band 1 Urgent Courses	82	2,291	3.6%	7.9%	9.5%	9.1%
% of FP17s Relating to Free Repair or Replacements	7	2,291	0.3%	0.8%	0.7%	0.8%
% of FP17s Relating to Continuations	9	2,291	0.4%	1.2%	1.2%	1.3%
% of Patients satisfied with the dentistry they have received	8	8	N/A	92.7%	92.9%	92.7%
% of Patients satisfied with the time they had to wait for an appointment	7	8	N/A	89.4%	88.8%	88.8%

* This is based on patients treated on this contract for their most recent course of treatment. Figures in italics indicate the base number of FP17s or Patient Questionnaire responses are less than 100. N/A is shown where the base number of responses is less than 10 during the period. % is calculated as Quantity/Base number*100

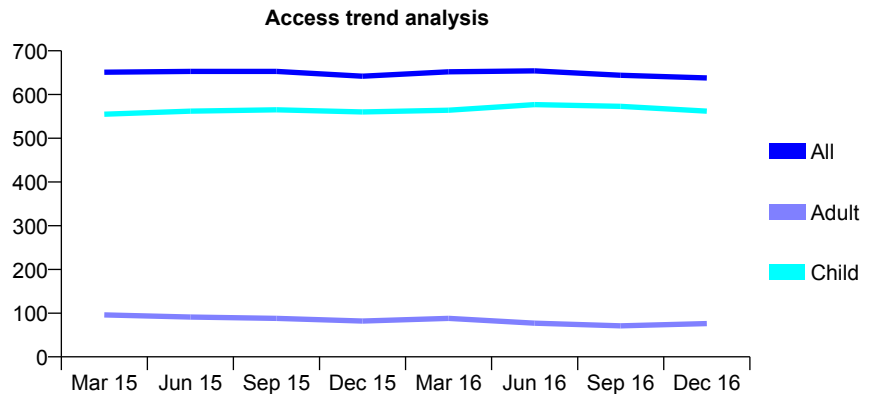
Q64 - Vital Signs At a Glance Contract Report for 147567/0001 - December 2016

Name or company name	Stonehouse Dental Practice
Contract type name	GDS Contract
Purpose of contract	General
Contract start date	01/11/2012
Contract end date	

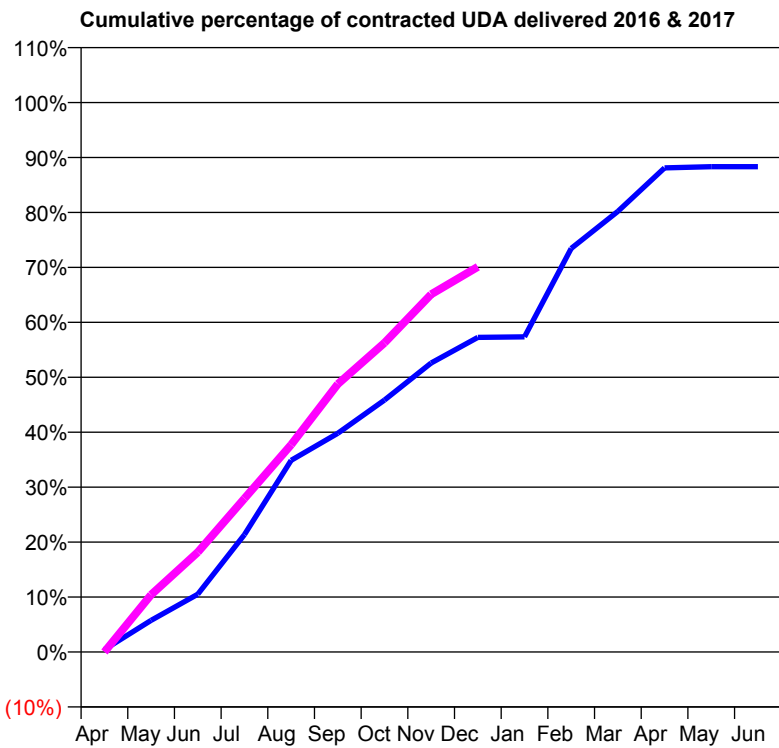
16/17 Contracted general activity (UDA)	970
Carry forward general activity (UDA)	0
16/17 Contracted orthodontic activity (UOA)	0
Carry forward orthodontic activity (UOA)	0
Baseline contract value	£21,919.17

ACCESS*

Patients seen in 24 months	Total	Change since previous quarter
Quarter ending December 2015	642	
Quarter ending March 2016	652	→
Quarter ending June 2016	654	→
Quarter ending September 2016	644	↓
Quarter ending December 2016	638	→
Variance since December 2015	(0.6%)	→



ACTIVITY



Month	Adjusted Scheduled Activity (UDA)	
	2016	2017
April	5	0
May	63	101
June	116	176
July	235	271
August	384	366
September	438	473
October	504	546
November	579	631
December	630	680
January	631	
February	808	
March	882	
April	969	
May	971	
June	971	

QUALITY

	Quantity	Base Number	Contract	AT	Region	England
% of FP17s for the same patient ID Re-attending within 3 months - Children	25	567	4.4%	9.7%	11.9%	12.4%
% of FP17s for the same patient ID Re-attending within 3 months - Adults	0	24	0.0%	14.2%	16.5%	16.6%
% of FP17s for the same patient ID Re-attending between 3 & 9 months - Children	339	567	59.8%	60.5%	60.2%	57.5%
% of FP17s for the same patient ID Re-attending between 3 & 9 months - Adults	10	24	41.7%	52.5%	52.0%	50.4%
% of FP17s for Band 1 Urgent Courses	13	515	2.5%	7.9%	9.5%	9.1%
% of FP17s Relating to Free Repair or Replacements	0	515	0.0%	0.8%	0.7%	0.8%
% of FP17s Relating to Continuations	0	515	0.0%	1.2%	1.2%	1.3%
% of Patients satisfied with the dentistry they have received	1	1	N/A	92.7%	92.9%	92.7%
% of Patients satisfied with the time they had to wait for an appointment	1	1	N/A	89.4%	88.8%	88.8%

* This is based on patients treated on this contract for their most recent course of treatment. Figures in italics indicate the base number of FP17s or Patient Questionnaire responses are less than 100. N/A is shown where the base number of responses is less than 10 during the period. % is calculated as Quantity/Base number*100

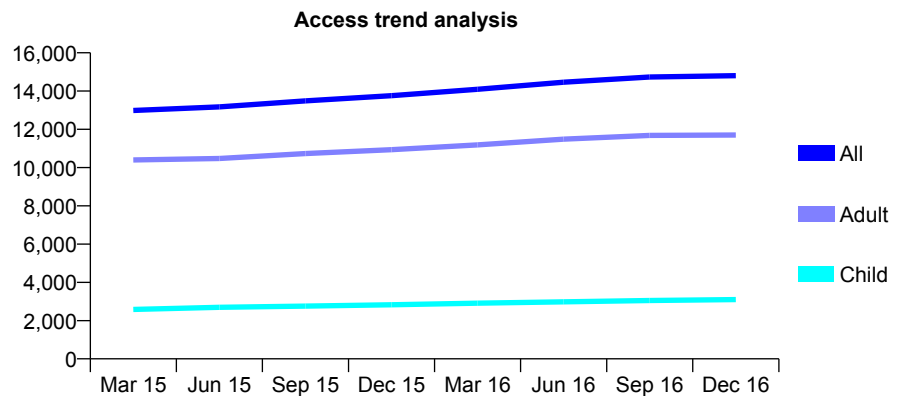
Q64 - Vital Signs At a Glance Contract Report for 147575/0001 - December 2016

Name or company name	Oriel Villas Dental Surgery
Contract type name	GDS Contract
Purpose of contract	General
Contract start date	01/09/2010
Contract end date	

16/17 Contracted general activity (UDA)	35,818
Carry forward general activity (UDA)	195
16/17 Contracted orthodontic activity (UOA)	0
Carry forward orthodontic activity (UOA)	0
Baseline contract value	£850,081.11

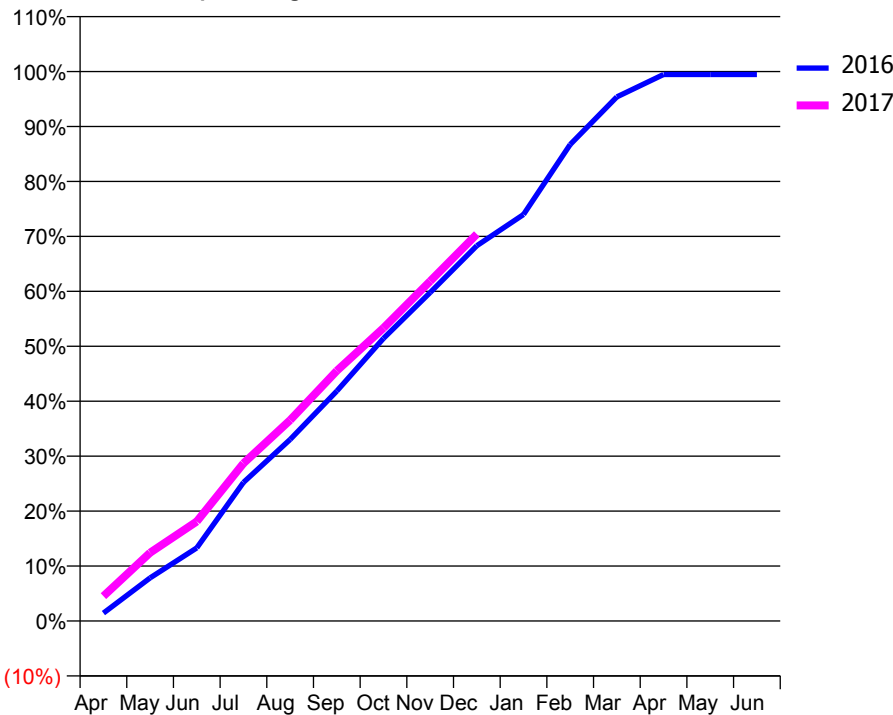
ACCESS*

Patients seen in 24 months	Total	Change since previous quarter
Quarter ending December 2015	13,761	
Quarter ending March 2016	14,096	↑
Quarter ending June 2016	14,460	↑
Quarter ending September 2016	14,734	→
Quarter ending December 2016	14,801	→
Variance since December 2015	7.6%	↑



ACTIVITY

Cumulative percentage of contracted UDA delivered 2016 & 2017



Month	Adjusted Scheduled Activity (UDA)	
	2016	2017
April	519	1,625
May	2,811	4,456
June	4,766	6,487
July	9,038	10,275
August	11,832	13,094
September	14,987	16,310
October	18,427	19,097
November	21,410	22,154
December	24,465	25,223
January	26,498	
February	31,061	
March	34,165	
April	35,626	
May	35,623	
June	35,623	

QUALITY

	Quantity	Base Number	Contract	AT	Region	England
% of FP17s for the same patient ID Re-attending within 3 months - Children	135	3,091	4.4%	9.7%	11.9%	12.4%
% of FP17s for the same patient ID Re-attending within 3 months - Adults	927	10,306	9.0%	14.2%	16.5%	16.6%
% of FP17s for the same patient ID Re-attending between 3 & 9 months - Children	1,610	3,091	52.1%	60.5%	60.2%	57.5%
% of FP17s for the same patient ID Re-attending between 3 & 9 months - Adults	4,708	10,306	45.7%	52.5%	52.0%	50.4%
% of FP17s for Band 1 Urgent Courses	531	12,342	4.3%	7.9%	9.5%	9.1%
% of FP17s Relating to Free Repair or Replacements	62	12,342	0.5%	0.8%	0.7%	0.8%
% of FP17s Relating to Continuations	37	12,342	0.3%	1.2%	1.2%	1.3%
% of Patients satisfied with the dentistry they have received	29	34	85.3%	92.7%	92.9%	92.7%
% of Patients satisfied with the time they had to wait for an appointment	27	34	79.4%	89.4%	88.8%	88.8%

* This is based on patients treated on this contract for their most recent course of treatment. Figures in italics indicate the base number of FP17s or Patient Questionnaire responses are less than 100. N/A is shown where the base number of responses is less than 10 during the period. % is calculated as Quantity/Base number*100

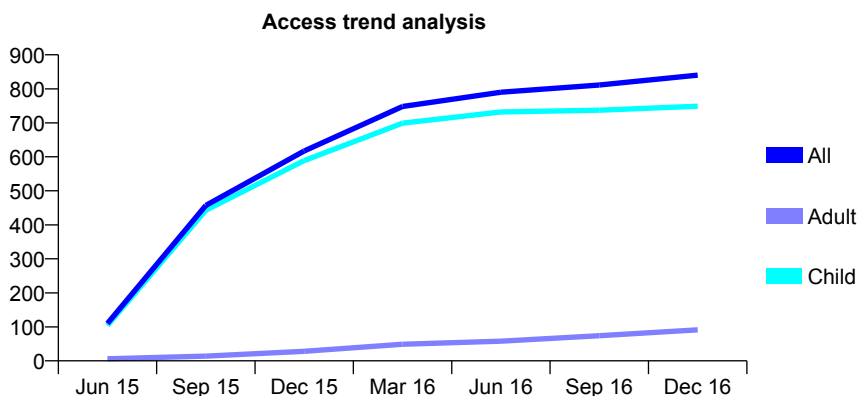
Q64 - Vital Signs At a Glance Contract Report for 148210/0001 - December 2016

Name or company name	Clarence House Partnership
Contract type name	GDS Contract
Purpose of contract	General
Contract start date	07/04/2015
Contract end date	

16/17 Contracted general activity (UDA)	3,051
Carry forward general activity (UDA)	0
16/17 Contracted orthodontic activity (UOA)	0
Carry forward orthodontic activity (UOA)	0
Baseline contract value	£79,268.83

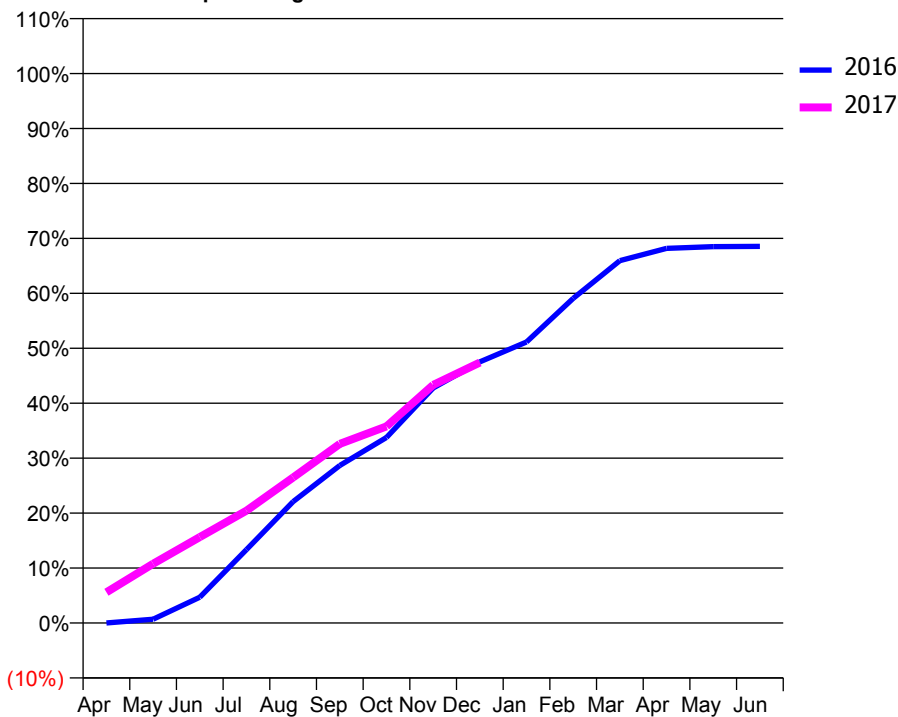
ACCESS*

Patients seen in 24 months	Total	Change since previous quarter
Quarter ending December 2015	617	
Quarter ending March 2016	748	↑
Quarter ending June 2016	790	↑
Quarter ending September 2016	811	↑
Quarter ending December 2016	840	↑
Variance since December 2015	36.1%	↑



ACTIVITY

Cumulative percentage of contracted UDA delivered 2016 & 2017



Month	Adjusted Scheduled Activity (UDA)	
	2016	2017
April	0	171
May	21	329
June	141	477
July	401	624
August	663	808
September	860	995
October	1,013	1,092
November	1,283	1,322
December	1,426	1,446
January	1,534	
February	1,772	
March	1,978	
April	2,045	
May	2,055	
June	2,056	

QUALITY

	Quantity	Base Number	Contract	AT	Region	England
% of FP17s for the same patient ID Re-attending within 3 months - Children	53	848	6.3%	9.7%	11.9%	12.4%
% of FP17s for the same patient ID Re-attending within 3 months - Adults	0	0	N/A	14.2%	16.5%	16.6%
% of FP17s for the same patient ID Re-attending between 3 & 9 months - Children	524	848	61.8%	60.5%	60.2%	57.5%
% of FP17s for the same patient ID Re-attending between 3 & 9 months - Adults	0	0	N/A	52.5%	52.0%	50.4%
% of FP17s for Band 1 Urgent Courses	0	804	0.0%	7.9%	9.5%	9.1%
% of FP17s Relating to Free Repair or Replacements	0	804	0.0%	0.8%	0.7%	0.8%
% of FP17s Relating to Continuations	0	804	0.0%	1.2%	1.2%	1.3%
% of Patients satisfied with the dentistry they have received	2	2	N/A	92.7%	92.9%	92.7%
% of Patients satisfied with the time they had to wait for an appointment	2	2	N/A	89.4%	88.8%	88.8%

* This is based on patients treated on this contract for their most recent course of treatment. Figures in italics indicate the base number of FP17s or Patient Questionnaire responses are less than 100. N/A is shown where the base number of responses is less than 10 during the period. % is calculated as Quantity/Base number*100

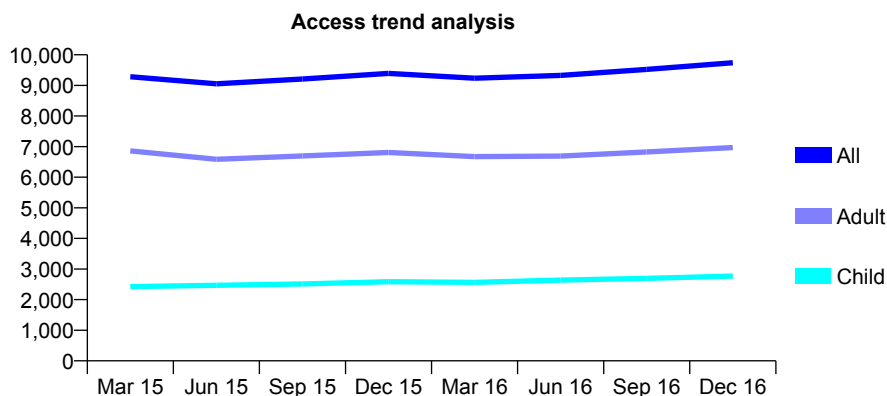
Q64 - Vital Signs At a Glance Contract Report for 150401/0001 - December 2016

Name or company name	Whitecross Dental care Ltd
Contract type name	GDS Contract
Purpose of contract	General
Contract start date	13/10/2010
Contract end date	

16/17 Contracted general activity (UDA)	25,000
Carry forward general activity (UDA)	181
16/17 Contracted orthodontic activity (UOA)	0
Carry forward orthodontic activity (UOA)	0
Baseline contract value	£615,167.31

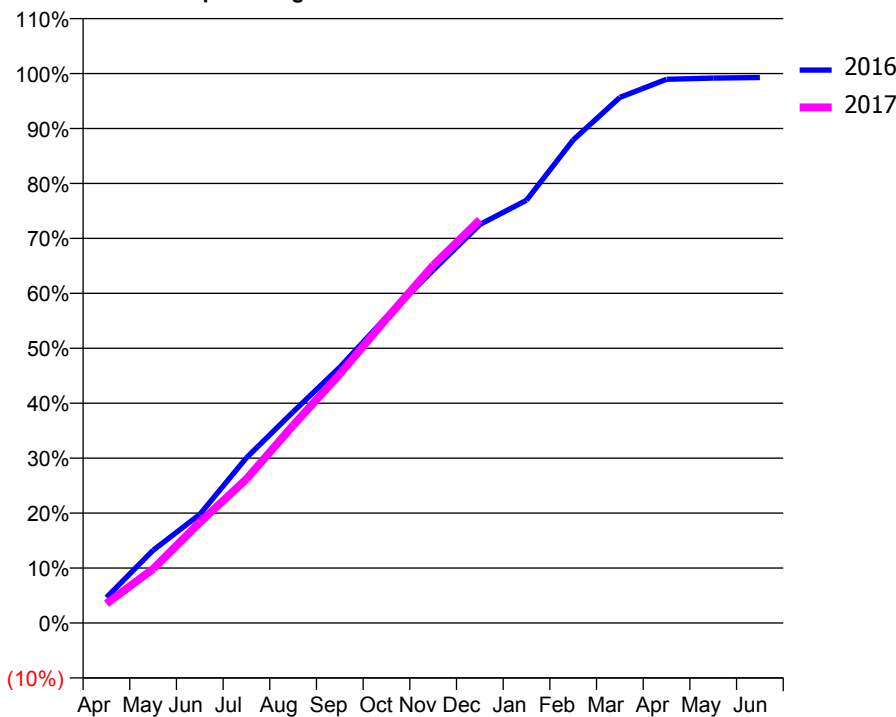
ACCESS*

Patients seen in 24 months	Total	Change since previous quarter
Quarter ending December 2015	9,392	
Quarter ending March 2016	9,237	↓
Quarter ending June 2016	9,328	→
Quarter ending September 2016	9,523	↑
Quarter ending December 2016	9,740	↑
Variance since December 2015	3.7%	↑



ACTIVITY

Cumulative percentage of contracted UDA delivered 2016 & 2017



Month	Adjusted Scheduled Activity (UDA)	
	2016	2017
April	1,164	885
May	3,312	2,460
June	4,941	4,575
July	7,517	6,548
August	9,605	8,994
September	11,642	11,332
October	13,923	13,849
November	16,057	16,271
December	18,132	18,341
January	19,232	
February	21,976	
March	23,913	
April	24,738	
May	24,792	
June	24,819	

QUALITY

	Quantity	Base Number	Contract	AT	Region	England
% of FP17s for the same patient ID Re-attending within 3 months - Children	282	3,185	8.9%	9.7%	11.9%	12.4%
% of FP17s for the same patient ID Re-attending within 3 months - Adults	700	6,206	11.3%	14.2%	16.5%	16.6%
% of FP17s for the same patient ID Re-attending between 3 & 9 months - Children	1,828	3,185	57.4%	60.5%	60.2%	57.5%
% of FP17s for the same patient ID Re-attending between 3 & 9 months - Adults	2,559	6,206	41.2%	52.5%	52.0%	50.4%
% of FP17s for Band 1 Urgent Courses	112	8,926	1.3%	7.9%	9.5%	9.1%
% of FP17s Relating to Free Repair or Replacements	18	8,926	0.2%	0.8%	0.7%	0.8%
% of FP17s Relating to Continuations	294	8,926	3.3%	1.2%	1.2%	1.3%
% of Patients satisfied with the dentistry they have received	26	28	92.9%	92.7%	92.9%	92.7%
% of Patients satisfied with the time they had to wait for an appointment	23	28	82.1%	89.4%	88.8%	88.8%

* This is based on patients treated on this contract for their most recent course of treatment. Figures in italics indicate the base number of FP17s or Patient Questionnaire responses are less than 100. N/A is shown where the base number of responses is less than 10 during the period. % is calculated as Quantity/Base number*100

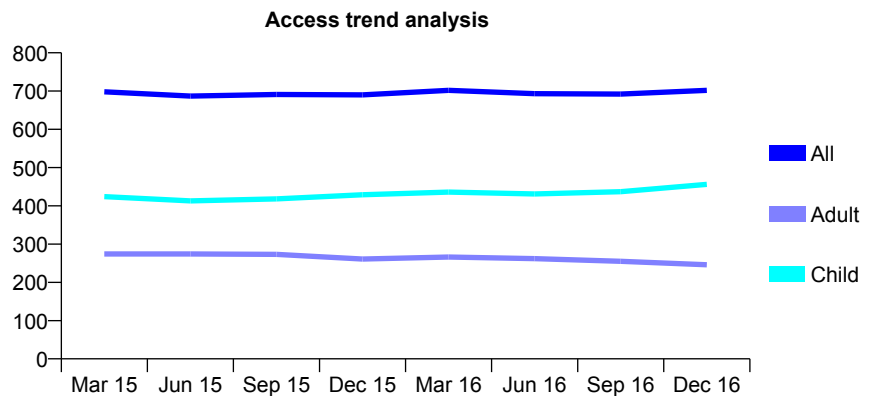
Q64 - Vital Signs At a Glance Contract Report for 152021/0001 - December 2016

Name or company name	Hartree Dental Surgery
Contract type name	GDS Contract
Purpose of contract	General
Contract start date	01/04/2006
Contract end date	

16/17 Contracted general activity (UDA)	1,646
Carry forward general activity (UDA)	18
16/17 Contracted orthodontic activity (UOA)	0
Carry forward orthodontic activity (UOA)	0
Baseline contract value	£39,210.55

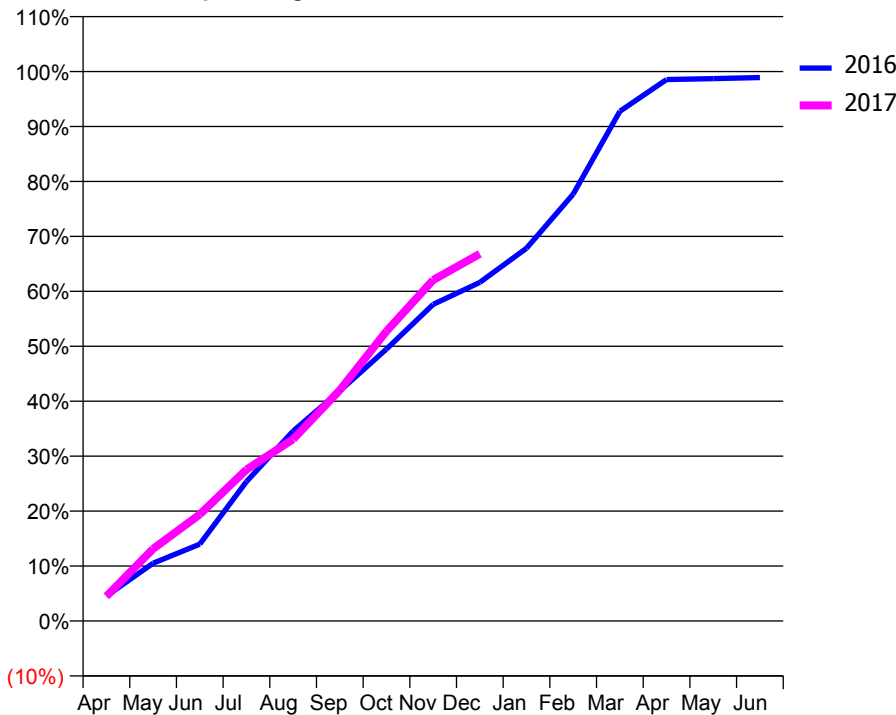
ACCESS*

Patients seen in 24 months	Total	Change since previous quarter
Quarter ending December 2015	690	
Quarter ending March 2016	702	→
Quarter ending June 2016	693	↓
Quarter ending September 2016	692	→
Quarter ending December 2016	702	→
Variance since December 2015	1.7%	→



ACTIVITY

Cumulative percentage of contracted UDA delivered 2016 & 2017



Month	Adjusted Scheduled Activity (UDA)	
	2016	2017
April	75	74
May	173	216
June	230	319
July	418	453
August	569	545
September	689	692
October	815	868
November	948	1,022
December	1,014	1,100
January	1,117	
February	1,279	
March	1,527	
April	1,622	
May	1,625	
June	1,628	

QUALITY

	Quantity	Base Number	Contract	AT	Region	England
% of FP17s for the same patient ID Re-attending within 3 months - Children	41	588	7.0%	9.7%	11.9%	12.4%
% of FP17s for the same patient ID Re-attending within 3 months - Adults	25	188	13.3%	14.2%	16.5%	16.6%
% of FP17s for the same patient ID Re-attending between 3 & 9 months - Children	415	588	70.6%	60.5%	60.2%	57.5%
% of FP17s for the same patient ID Re-attending between 3 & 9 months - Adults	112	188	59.6%	52.5%	52.0%	50.4%
% of FP17s for Band 1 Urgent Courses	9	707	1.3%	7.9%	9.5%	9.1%
% of FP17s Relating to Free Repair or Replacements	0	707	0.0%	0.8%	0.7%	0.8%
% of FP17s Relating to Continuations	13	707	1.8%	1.2%	1.2%	1.3%
% of Patients satisfied with the dentistry they have received	4	5	N/A	92.7%	92.9%	92.7%
% of Patients satisfied with the time they had to wait for an appointment	5	5	N/A	89.4%	88.8%	88.8%

* This is based on patients treated on this contract for their most recent course of treatment. Figures in italics indicate the base number of FP17s or Patient Questionnaire responses are less than 100. N/A is shown where the base number of responses is less than 10 during the period. % is calculated as Quantity/Base number*100

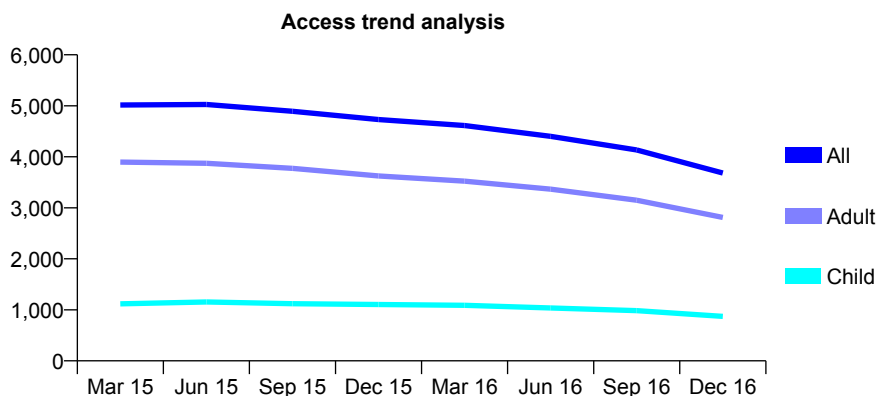
Q64 - Vital Signs At a Glance Contract Report for 153052/0001 - December 2016

Name or company name	Dentalcare (Southern) Limited
Contract type name	GDS Contract
Purpose of contract	General
Contract start date	01/08/2012
Contract end date	

16/17 Contracted general activity (UDA)	12,257
Carry forward general activity (UDA)	282
16/17 Contracted orthodontic activity (UOA)	0
Carry forward orthodontic activity (UOA)	0
Baseline contract value	£303,125.29

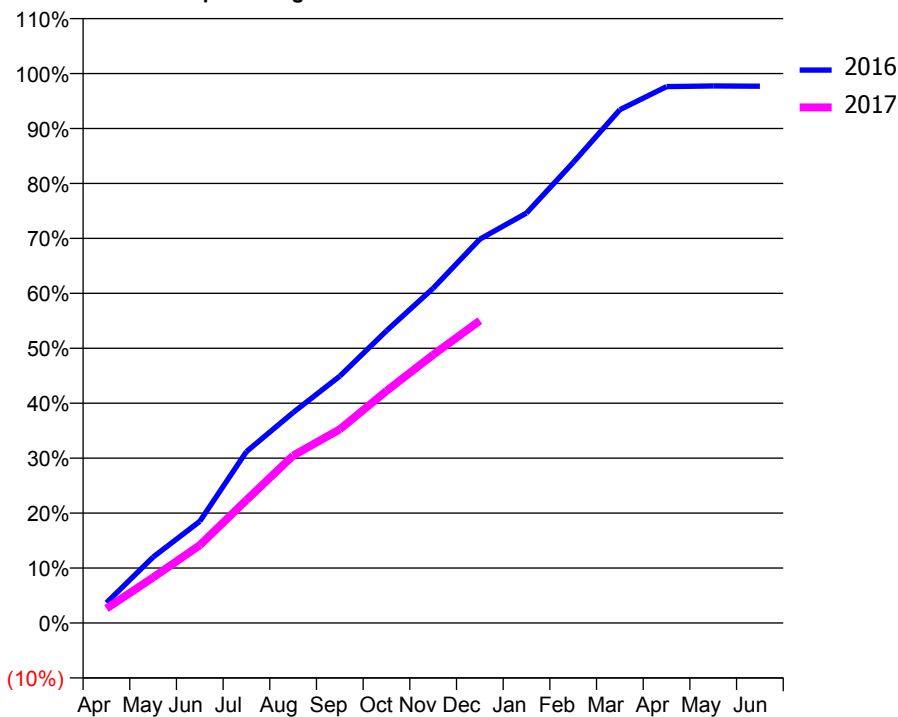
ACCESS*

Patients seen in 24 months	Total	Change since previous quarter
Quarter ending December 2015	4,730	
Quarter ending March 2016	4,613	↓
Quarter ending June 2016	4,401	↓
Quarter ending September 2016	4,134	↓
Quarter ending December 2016	3,682	↓
Variance since December 2015	(22.2%)	↓



ACTIVITY

Cumulative percentage of contracted UDA delivered 2016 & 2017



Month	Adjusted Scheduled Activity (UDA)	
	2016	2017
April	450	322
May	1,470	1,017
June	2,269	1,735
July	3,823	2,743
August	4,696	3,734
September	5,507	4,320
October	6,517	5,178
November	7,468	5,983
December	8,562	6,744
January	9,144	
February	10,273	
March	11,451	
April	11,964	
May	11,979	
June	11,975	

QUALITY

	Quantity	Base Number	Contract	AT	Region	England
% of FP17s for the same patient ID Re-attending within 3 months - Children	42	906	4.6%	9.7%	11.9%	12.4%
% of FP17s for the same patient ID Re-attending within 3 months - Adults	357	3,007	11.9%	14.2%	16.5%	16.6%
% of FP17s for the same patient ID Re-attending between 3 & 9 months - Children	530	906	58.5%	60.5%	60.2%	57.5%
% of FP17s for the same patient ID Re-attending between 3 & 9 months - Adults	1,748	3,007	58.1%	52.5%	52.0%	50.4%
% of FP17s for Band 1 Urgent Courses	205	3,632	5.6%	7.9%	9.5%	9.1%
% of FP17s Relating to Free Repair or Replacements	62	3,632	1.7%	0.8%	0.7%	0.8%
% of FP17s Relating to Continuations	7	3,632	0.2%	1.2%	1.2%	1.3%
% of Patients satisfied with the dentistry they have received	14	14	100.0%	92.7%	92.9%	92.7%
% of Patients satisfied with the time they had to wait for an appointment	11	14	78.6%	89.4%	88.8%	88.8%

* This is based on patients treated on this contract for their most recent course of treatment. Figures in italics indicate the base number of FP17s or Patient Questionnaire responses are less than 100. N/A is shown where the base number of responses is less than 10 during the period. % is calculated as Quantity/Base number*100

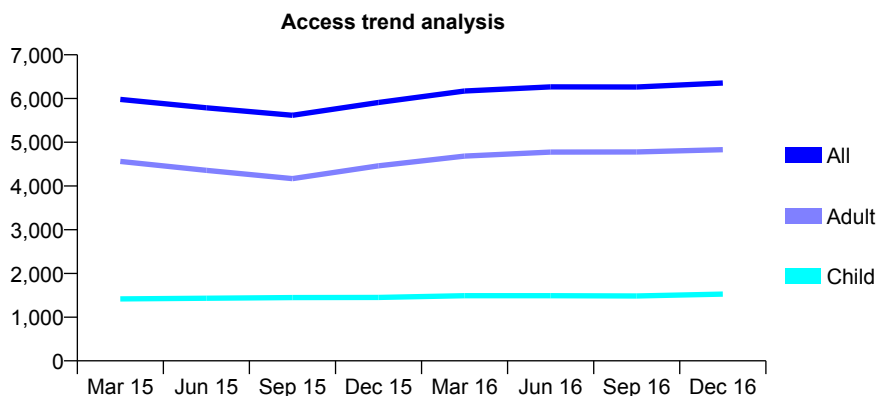
Q64 - Vital Signs At a Glance Contract Report for 155594/0001 - December 2016

Name or company name	The Parks Dental Practice
Contract type name	GDS Contract
Purpose of contract	General
Contract start date	21/03/2013
Contract end date	

16/17 Contracted general activity (UDA)	17,000
Carry forward general activity (UDA)	-250
16/17 Contracted orthodontic activity (UOA)	0
Carry forward orthodontic activity (UOA)	0
Baseline contract value	£415,420.49

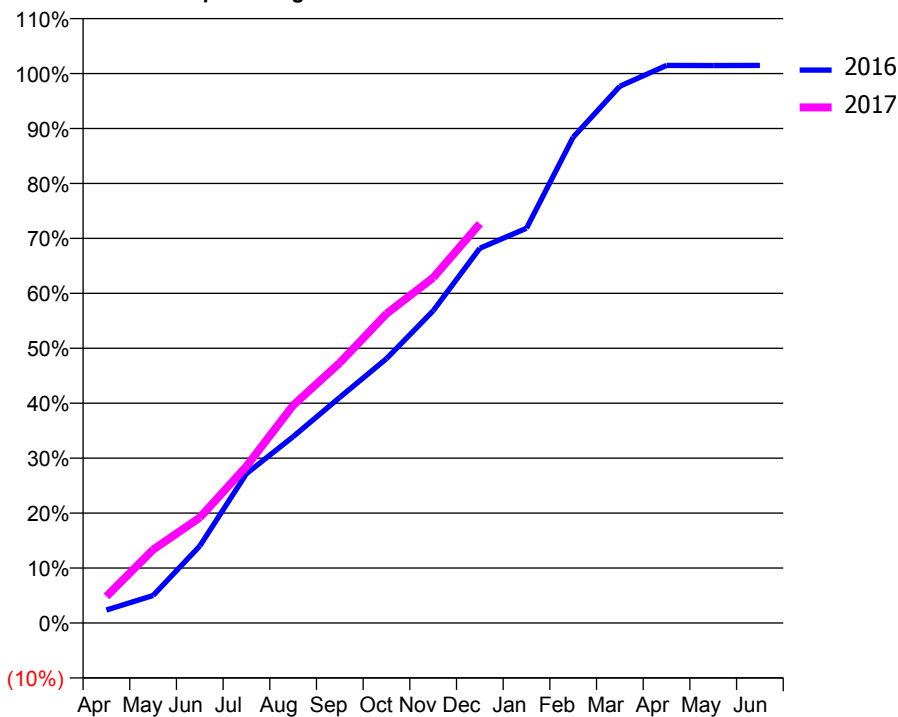
ACCESS*

Patients seen in 24 months	Total	Change since previous quarter
Quarter ending December 2015	5,909	
Quarter ending March 2016	6,172	↑
Quarter ending June 2016	6,265	→
Quarter ending September 2016	6,263	→
Quarter ending December 2016	6,356	→
Variance since December 2015	7.6%	↑



ACTIVITY

Cumulative percentage of contracted UDA delivered 2016 & 2017



Month	Adjusted Scheduled Activity (UDA)	
	2016	2017
April	403	823
May	853	2,272
June	2,384	3,263
July	4,622	4,851
August	5,763	6,736
September	6,982	8,050
October	8,178	9,567
November	9,660	10,684
December	11,596	12,354
January	12,214	
February	15,031	
March	16,607	
April	17,250	
May	17,248	
June	17,250	

QUALITY

	Quantity	Base Number	Contract	AT	Region	England
% of FP17s for the same patient ID Re-attending within 3 months - Children	226	1,962	11.5%	9.7%	11.9%	12.4%
% of FP17s for the same patient ID Re-attending within 3 months - Adults	740	4,877	15.2%	14.2%	16.5%	16.6%
% of FP17s for the same patient ID Re-attending between 3 & 9 months - Children	1,258	1,962	64.1%	60.5%	60.2%	57.5%
% of FP17s for the same patient ID Re-attending between 3 & 9 months - Adults	2,780	4,877	57.0%	52.5%	52.0%	50.4%
% of FP17s for Band 1 Urgent Courses	708	6,451	11.0%	7.9%	9.5%	9.1%
% of FP17s Relating to Free Repair or Replacements	90	6,451	1.4%	0.8%	0.7%	0.8%
% of FP17s Relating to Continuations	93	6,451	1.4%	1.2%	1.2%	1.3%
% of Patients satisfied with the dentistry they have received	14	14	100.0%	92.7%	92.9%	92.7%
% of Patients satisfied with the time they had to wait for an appointment	14	14	100.0%	89.4%	88.8%	88.8%

* This is based on patients treated on this contract for their most recent course of treatment. Figures in italics indicate the base number of FP17s or Patient Questionnaire responses are less than 100. N/A is shown where the base number of responses is less than 10 during the period. % is calculated as Quantity/Base number*100

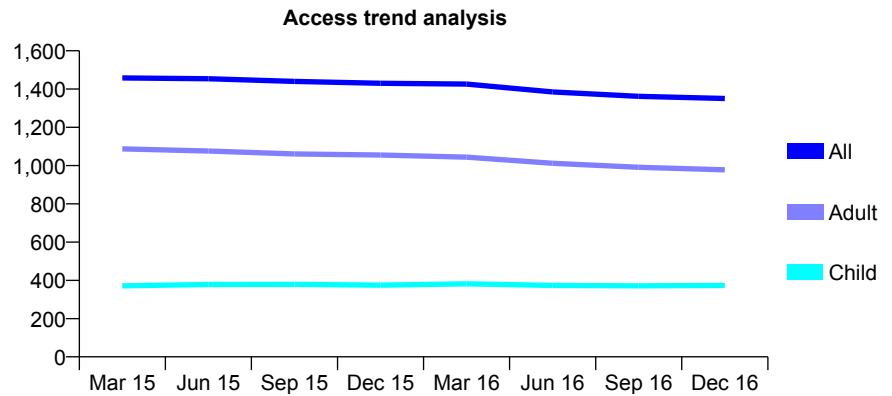
Q64 - Vital Signs At a Glance Contract Report for 155918/0001 - December 2016

Name or company name	Laser-Dent Ltd
Contract type name	GDS Contract
Purpose of contract	General
Contract start date	01/05/2011
Contract end date	

16/17 Contracted general activity (UDA)	5,100
Carry forward general activity (UDA)	4
16/17 Contracted orthodontic activity (UOA)	0
Carry forward orthodontic activity (UOA)	0
Baseline contract value	£121,078.16

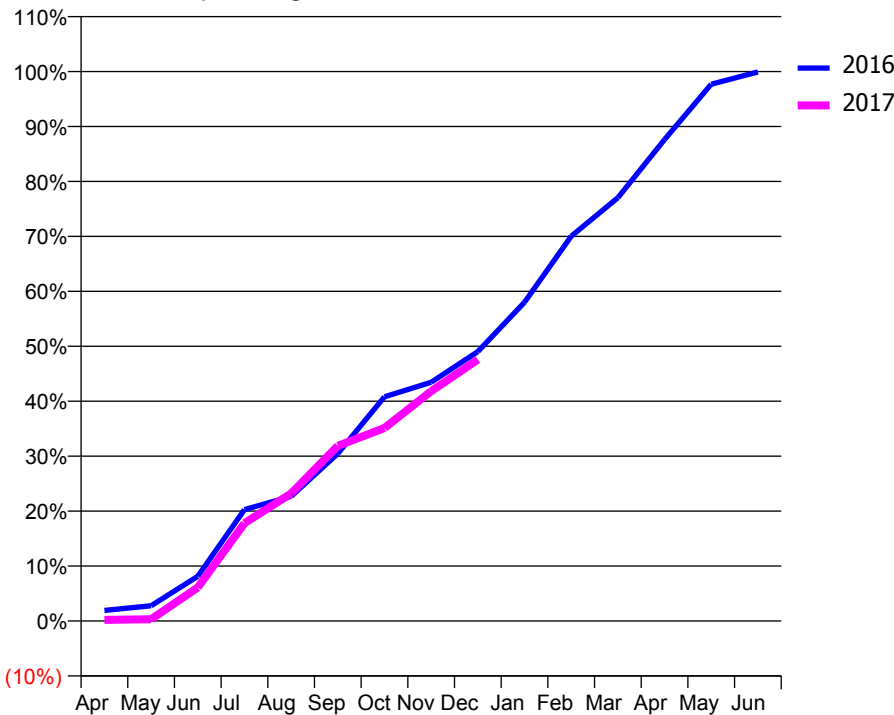
ACCESS*

Patients seen in 24 months	Total	Change since previous quarter
Quarter ending December 2015	1,430	
Quarter ending March 2016	1,426	→
Quarter ending June 2016	1,385	↓
Quarter ending September 2016	1,362	↓
Quarter ending December 2016	1,351	→
Variance since December 2015	(5.5%)	↓



ACTIVITY

Cumulative percentage of contracted UDA delivered 2016 & 2017



Month	Adjusted Scheduled Activity (UDA)	
	2016	2017
April	99	11
May	142	17
June	415	311
July	1,034	907
August	1,157	1,183
September	1,554	1,626
October	2,081	1,791
November	2,215	2,133
December	2,500	2,426
January	2,959	
February	3,572	
March	3,929	
April	4,468	
May	4,982	
June	5,096	

QUALITY

	Quantity	Base Number	Contract	AT	Region	England
% of FP17s for the same patient ID Re-attending within 3 months - Children	56	416	13.5%	9.7%	11.9%	12.4%
% of FP17s for the same patient ID Re-attending within 3 months - Adults	280	1,169	24.0%	14.2%	16.5%	16.6%
% of FP17s for the same patient ID Re-attending between 3 & 9 months - Children	239	416	57.5%	60.5%	60.2%	57.5%
% of FP17s for the same patient ID Re-attending between 3 & 9 months - Adults	667	1,169	57.1%	52.5%	52.0%	50.4%
% of FP17s for Band 1 Urgent Courses	100	1,091	9.2%	7.9%	9.5%	9.1%
% of FP17s Relating to Free Repair or Replacements	8	1,091	0.7%	0.8%	0.7%	0.8%
% of FP17s Relating to Continuations	8	1,091	0.7%	1.2%	1.2%	1.3%
% of Patients satisfied with the dentistry they have received	17	17	100.0%	92.7%	92.9%	92.7%
% of Patients satisfied with the time they had to wait for an appointment	13	17	76.5%	89.4%	88.8%	88.8%

* This is based on patients treated on this contract for their most recent course of treatment. Figures in italics indicate the base number of FP17s or Patient Questionnaire responses are less than 100. N/A is shown where the base number of responses is less than 10 during the period. % is calculated as Quantity/Base number*100

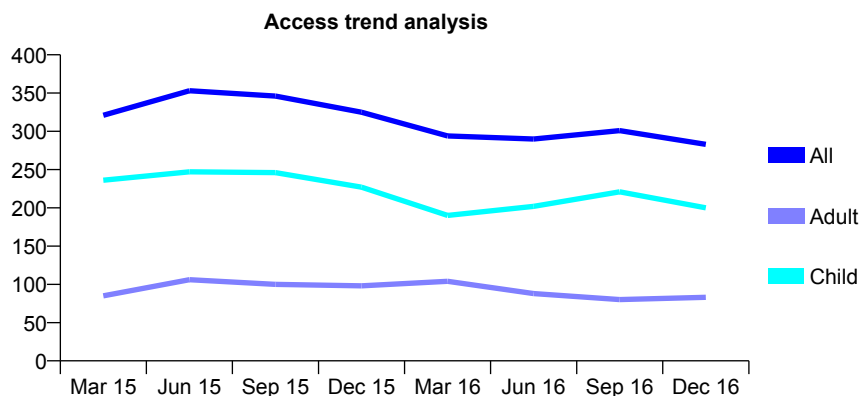
Q64 - Vital Signs At a Glance Contract Report for 156701/0001 - December 2016

Name or company name	Phoenix Orthodontics
Contract type name	GDS Contract
Purpose of contract	General and Orthodontic
Contract start date	01/06/2011
Contract end date	01/10/2018

16/17 Contracted general activity (UDA)	30
Carry forward general activity (UDA)	-1
16/17 Contracted orthodontic activity (UOA)	8,042
Carry forward orthodontic activity (UOA)	0
Baseline contract value	£534,006.42

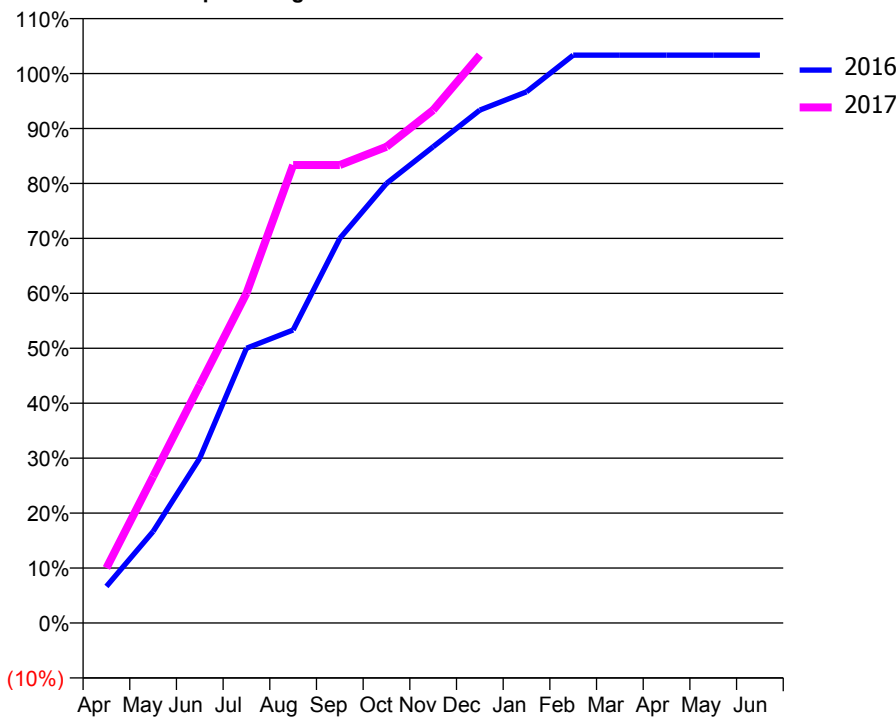
ACCESS*

Patients seen in 24 months	Total	Change since previous quarter
Quarter ending December 2015	325	
Quarter ending March 2016	294	↓
Quarter ending June 2016	290	↓
Quarter ending September 2016	301	↑
Quarter ending December 2016	283	↓
Variance since December 2015	(12.9%)	↓



ACTIVITY

Cumulative percentage of contracted UDA delivered 2016 & 2017



Adjusted Scheduled Activity (UDA)

Month	2016	2017
April	2	3
May	5	8
June	9	13
July	15	18
August	16	25
September	21	25
October	24	26
November	26	28
December	28	31
January	29	
February	31	
March	31	
April	31	
May	31	
June	31	

QUALITY

	Quantity	Base Number	Contract	AT	Region	England
% of FP17s for the same patient ID Re-attending within 3 months - Children	1	664	0.2%	9.7%	11.9%	12.4%
% of FP17s for the same patient ID Re-attending within 3 months - Adults	1	42	2.4%	14.2%	16.5%	16.6%
% of FP17s for the same patient ID Re-attending between 3 & 9 months - Children	14	664	2.1%	60.5%	60.2%	57.5%
% of FP17s for the same patient ID Re-attending between 3 & 9 months - Adults	0	42	0.0%	52.5%	52.0%	50.4%
% of FP17s for Band 1 Urgent Courses	0	30	0.0%	7.9%	9.5%	9.1%
% of FP17s Relating to Free Repair or Replacements	0	30	0.0%	0.8%	0.7%	0.8%
% of FP17s Relating to Continuations	0	30	0.0%	1.2%	1.2%	1.3%
% of Patients satisfied with the dentistry they have received	0	0	N/A	92.7%	92.9%	92.7%
% of Patients satisfied with the time they had to wait for an appointment	0	0	N/A	89.4%	88.8%	88.8%

* This is based on patients treated on this contract for their most recent course of treatment. Figures in italics indicate the base number of FP17s or Patient Questionnaire responses are less than 100. N/A is shown where the base number of responses is less than 10 during the period. % is calculated as Quantity/Base number*100

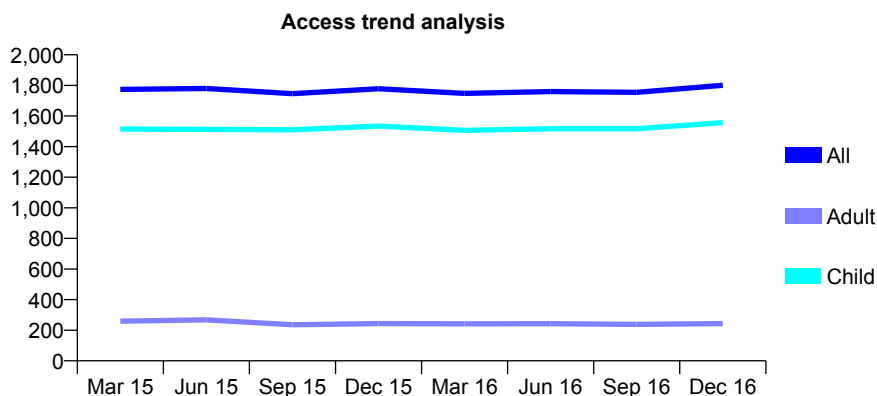
Q64 - Vital Signs At a Glance Contract Report for 157724/0001 - December 2016

Name or company name	MR AF WOOD
Contract type name	GDS Contract
Purpose of contract	General
Contract start date	23/12/2011
Contract end date	

16/17 Contracted general activity (UDA)	3,680
Carry forward general activity (UDA)	0
16/17 Contracted orthodontic activity (UOA)	0
Carry forward orthodontic activity (UOA)	0
Baseline contract value	£84,958.42

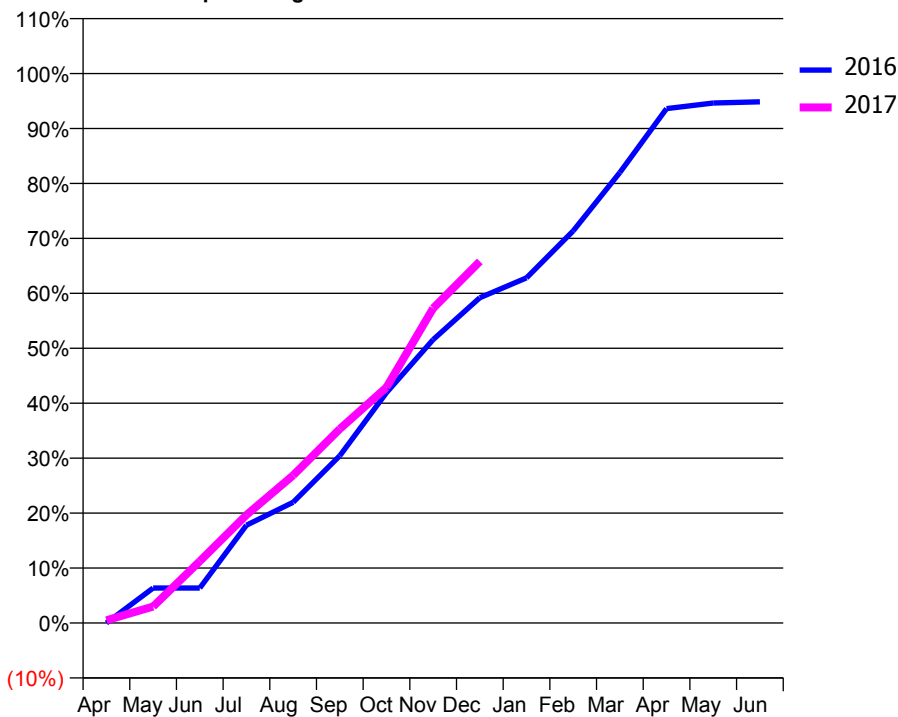
ACCESS*

Patients seen in 24 months	Total	Change since previous quarter
Quarter ending December 2015	1,778	
Quarter ending March 2016	1,748	↓
Quarter ending June 2016	1,760	→
Quarter ending September 2016	1,755	→
Quarter ending December 2016	1,801	↑
Variance since December 2015	1.3%	→



ACTIVITY

Cumulative percentage of contracted UDA delivered 2016 & 2017



Month	Adjusted Scheduled Activity (UDA)	
	2016	2017
April	0	18
May	244	110
June	244	414
July	683	724
August	843	989
September	1,169	1,300
October	1,610	1,578
November	1,981	2,108
December	2,273	2,422
January	2,412	
February	2,740	
March	3,148	
April	3,594	
May	3,633	
June	3,642	

QUALITY

	Quantity	Base Number	Contract	AT	Region	England
% of FP17s for the same patient ID Re-attending within 3 months - Children	81	1,601	5.1%	9.7%	11.9%	12.4%
% of FP17s for the same patient ID Re-attending within 3 months - Adults	5	85	5.9%	14.2%	16.5%	16.6%
% of FP17s for the same patient ID Re-attending between 3 & 9 months - Children	908	1,601	56.7%	60.5%	60.2%	57.5%
% of FP17s for the same patient ID Re-attending between 3 & 9 months - Adults	51	85	60.0%	52.5%	52.0%	50.4%
% of FP17s for Band 1 Urgent Courses	53	1,389	3.8%	7.9%	9.5%	9.1%
% of FP17s Relating to Free Repair or Replacements	0	1,389	0.0%	0.8%	0.7%	0.8%
% of FP17s Relating to Continuations	0	1,389	0.0%	1.2%	1.2%	1.3%
% of Patients satisfied with the dentistry they have received	8	9	N/A	92.7%	92.9%	92.7%
% of Patients satisfied with the time they had to wait for an appointment	8	9	N/A	89.4%	88.8%	88.8%

* This is based on patients treated on this contract for their most recent course of treatment. Figures in italics indicate the base number of FP17s or Patient Questionnaire responses are less than 100. N/A is shown where the base number of responses is less than 10 during the period. % is calculated as Quantity/Base number*100

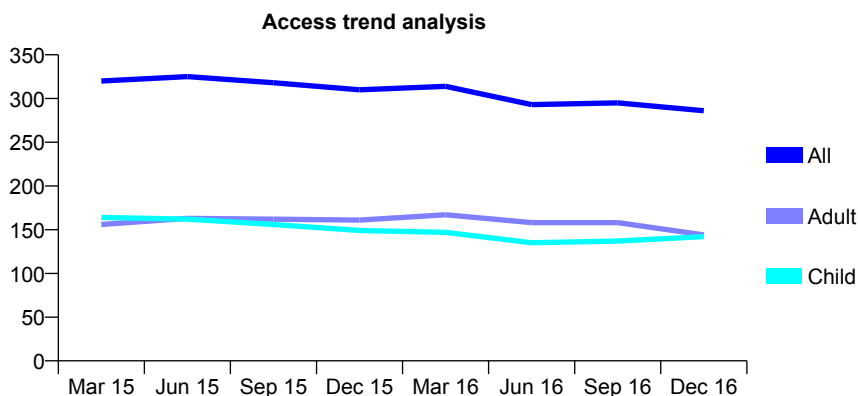
Q64 - Vital Signs At a Glance Contract Report for 158542/0001 - December 2016

Name or company name	Mr CS Lambert-Rose and Miss SL Watt
Contract type name	GDS Contract
Purpose of contract	General and Orthodontic
Contract start date	18/05/2012
Contract end date	

16/17 Contracted general activity (UDA)	680
Carry forward general activity (UDA)	0
16/17 Contracted orthodontic activity (UOA)	697
Carry forward orthodontic activity (UOA)	17
Baseline contract value	£64,284.48

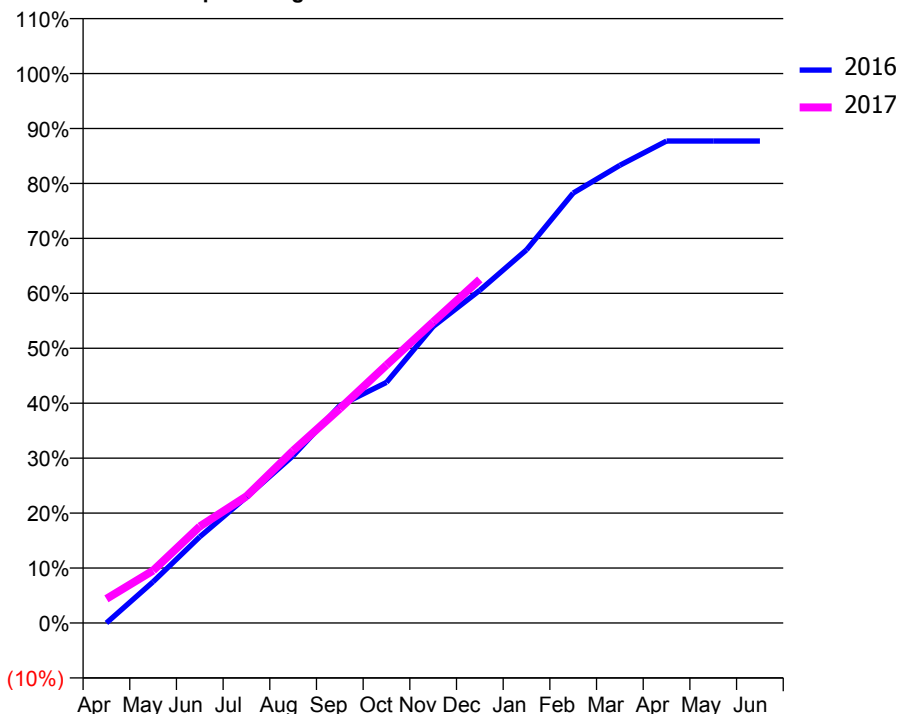
ACCESS*

Patients seen in 24 months	Total	Change since previous quarter
Quarter ending December 2015	310	
Quarter ending March 2016	314	→
Quarter ending June 2016	293	↓
Quarter ending September 2016	295	→
Quarter ending December 2016	286	↓
Variance since December 2015	(7.7%)	↓



ACTIVITY

Cumulative percentage of contracted UDA delivered 2016 & 2017



Month	Adjusted Scheduled Activity (UDA)	
	2016	2017
April	0	30
May	58	65
June	122	120
July	178	157
August	236	213
September	307	265
October	339	319
November	418	373
December	469	425
January	526	
February	606	
March	646	
April	680	
May	680	
June	680	

QUALITY

	Quantity	Base Number	Contract	AT	Region	England
% of FP17s for the same patient ID Re-attending within 3 months - Children	12	240	5.0%	9.7%	11.9%	12.4%
% of FP17s for the same patient ID Re-attending within 3 months - Adults	16	136	11.8%	14.2%	16.5%	16.6%
% of FP17s for the same patient ID Re-attending between 3 & 9 months - Children	109	240	45.4%	60.5%	60.2%	57.5%
% of FP17s for the same patient ID Re-attending between 3 & 9 months - Adults	70	136	51.5%	52.5%	52.0%	50.4%
% of FP17s for Band 1 Urgent Courses	11	268	4.1%	7.9%	9.5%	9.1%
% of FP17s Relating to Free Repair or Replacements	0	268	0.0%	0.8%	0.7%	0.8%
% of FP17s Relating to Continuations	4	268	1.5%	1.2%	1.2%	1.3%
% of Patients satisfied with the dentistry they have received	1	1	N/A	92.7%	92.9%	92.7%
% of Patients satisfied with the time they had to wait for an appointment	1	1	N/A	89.4%	88.8%	88.8%

* This is based on patients treated on this contract for their most recent course of treatment. Figures in italics indicate the base number of FP17s or Patient Questionnaire responses are less than 100. N/A is shown where the base number of responses is less than 10 during the period. % is calculated as Quantity/Base number*100

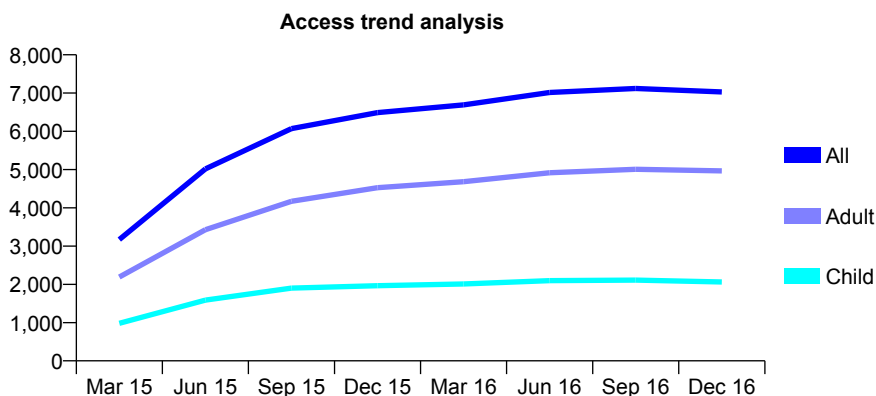
Q64 - Vital Signs At a Glance Contract Report for 160385/0001 - December 2016

Name or company name	Tidworth Dental Partnership
Contract type name	GDS Contract
Purpose of contract	General
Contract start date	03/11/2014
Contract end date	

16/17 Contracted general activity (UDA)	19,081
Carry forward general activity (UDA)	660
16/17 Contracted orthodontic activity (UOA)	0
Carry forward orthodontic activity (UOA)	0
Baseline contract value	£445,202.78

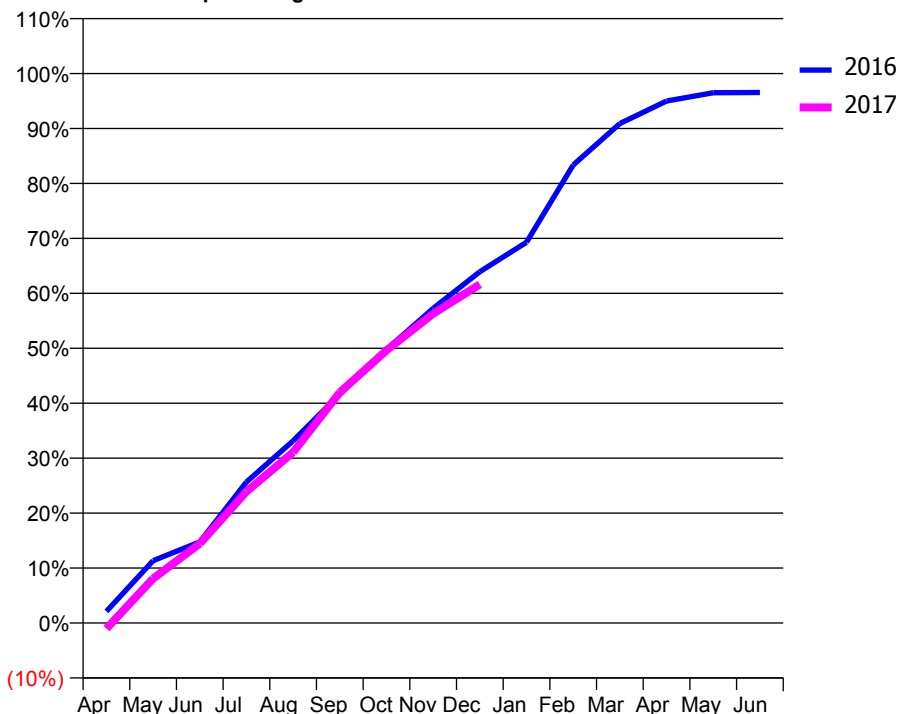
ACCESS*

Patients seen in 24 months	Total	Change since previous quarter
Quarter ending December 2015	6,490	
Quarter ending March 2016	6,691	↑
Quarter ending June 2016	7,014	↑
Quarter ending September 2016	7,121	→
Quarter ending December 2016	7,029	↓
Variance since December 2015	8.3%	↑



ACTIVITY

Cumulative percentage of contracted UDA delivered 2016 & 2017



Month	Adjusted Scheduled Activity (UDA)	
	2016	2017
April	406	-198
May	2,165	1,542
June	2,818	2,758
July	4,896	4,564
August	6,328	5,931
September	7,949	8,010
October	9,497	9,465
November	10,924	10,740
December	12,201	11,759
January	13,221	
February	15,902	
March	17,343	
April	18,125	
May	18,414	
June	18,421	

QUALITY

	Quantity	Base Number	Contract	AT	Region	England
% of FP17s for the same patient ID Re-attending within 3 months - Children	166	2,237	7.4%	9.7%	11.9%	12.4%
% of FP17s for the same patient ID Re-attending within 3 months - Adults	819	5,028	16.3%	14.2%	16.5%	16.6%
% of FP17s for the same patient ID Re-attending between 3 & 9 months - Children	1,264	2,237	56.5%	60.5%	60.2%	57.5%
% of FP17s for the same patient ID Re-attending between 3 & 9 months - Adults	2,348	5,028	46.7%	52.5%	52.0%	50.4%
% of FP17s for Band 1 Urgent Courses	477	6,694	7.1%	7.9%	9.5%	9.1%
% of FP17s Relating to Free Repair or Replacements	117	6,694	1.7%	0.8%	0.7%	0.8%
% of FP17s Relating to Continuations	172	6,694	2.6%	1.2%	1.2%	1.3%
% of Patients satisfied with the dentistry they have received	17	17	100.0%	92.7%	92.9%	92.7%
% of Patients satisfied with the time they had to wait for an appointment	16	17	94.1%	89.4%	88.8%	88.8%

* This is based on patients treated on this contract for their most recent course of treatment. Figures in italics indicate the base number of FP17s or Patient Questionnaire responses are less than 100. N/A is shown where the base number of responses is less than 10 during the period. % is calculated as Quantity/Base number*100

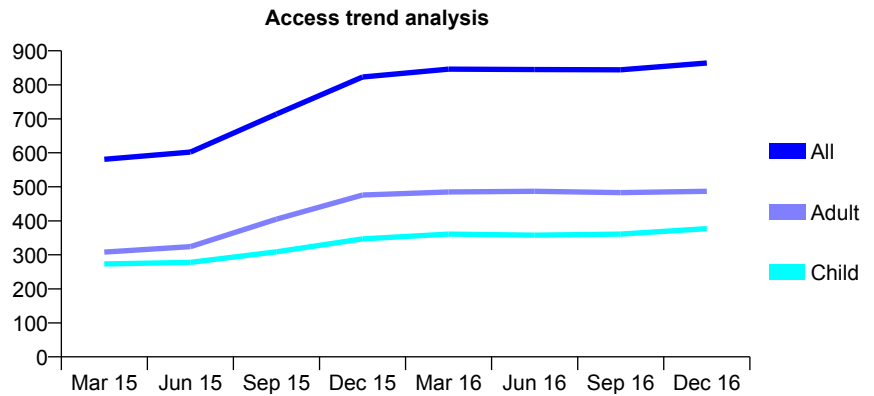
Q64 - Vital Signs At a Glance Contract Report for 160431/0001 - December 2016

Name or company name	Urchfont Dental Care
Contract type name	GDS Contract
Purpose of contract	General
Contract start date	17/02/2014
Contract end date	

16/17 Contracted general activity (UDA)	2,000
Carry forward general activity (UDA)	-40
16/17 Contracted orthodontic activity (UOA)	0
Carry forward orthodontic activity (UOA)	0
Baseline contract value	£45,703.07

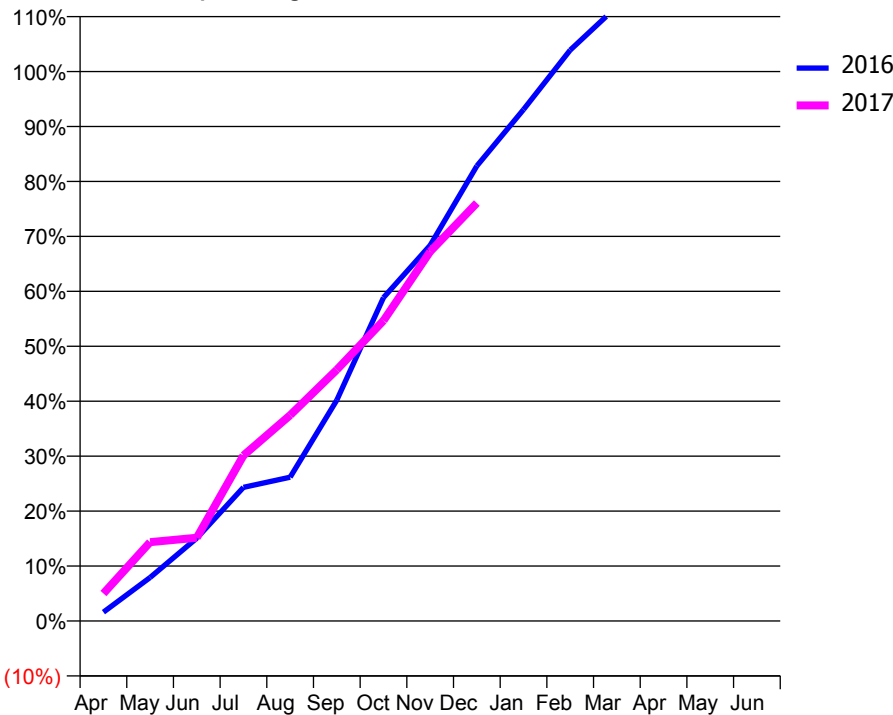
ACCESS*

Patients seen in 24 months	Total	Change since previous quarter
Quarter ending December 2015	823	
Quarter ending March 2016	846	↑
Quarter ending June 2016	845	→
Quarter ending September 2016	844	→
Quarter ending December 2016	864	↑
Variance since December 2015	5.0%	↑



ACTIVITY

Cumulative percentage of contracted UDA delivered 2016 & 2017



Month	Adjusted Scheduled Activity (UDA)	
	2016	2017
April	32	100
May	158	287
June	302	303
July	487	603
August	523	749
September	804	915
October	1,177	1,093
November	1,367	1,345
December	1,656	1,521
January	1,862	
February	2,078	
March	2,236	
April	2,291	
May	2,292	
June	2,292	

QUALITY

	Quantity	Base Number	Contract	AT	Region	England
% of FP17s for the same patient ID Re-attending within 3 months - Children	35	465	7.5%	9.7%	11.9%	12.4%
% of FP17s for the same patient ID Re-attending within 3 months - Adults	69	398	17.3%	14.2%	16.5%	16.6%
% of FP17s for the same patient ID Re-attending between 3 & 9 months - Children	332	465	71.4%	60.5%	60.2%	57.5%
% of FP17s for the same patient ID Re-attending between 3 & 9 months - Adults	212	398	53.3%	52.5%	52.0%	50.4%
% of FP17s for Band 1 Urgent Courses	57	824	6.9%	7.9%	9.5%	9.1%
% of FP17s Relating to Free Repair or Replacements	1	824	0.1%	0.8%	0.7%	0.8%
% of FP17s Relating to Continuations	5	824	0.6%	1.2%	1.2%	1.3%
% of Patients satisfied with the dentistry they have received	1	1	N/A	92.7%	92.9%	92.7%
% of Patients satisfied with the time they had to wait for an appointment	1	1	N/A	89.4%	88.8%	88.8%

* This is based on patients treated on this contract for their most recent course of treatment. Figures in italics indicate the base number of FP17s or Patient Questionnaire responses are less than 100. N/A is shown where the base number of responses is less than 10 during the period. % is calculated as Quantity/Base number*100

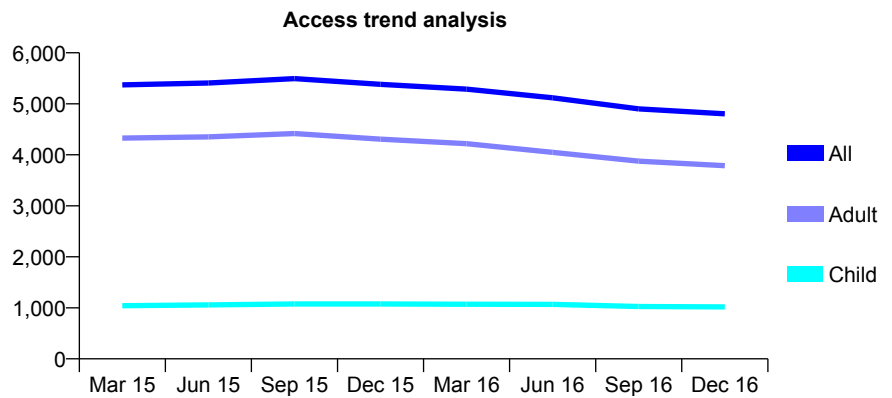
Q64 - Vital Signs At a Glance Contract Report for 160733/0001 - December 2016

Name or company name	Whitecross Dental Care Ltd
Contract type name	GDS Contract
Purpose of contract	General
Contract start date	01/10/2012
Contract end date	

16/17 Contracted general activity (UDA)	14,800
Carry forward general activity (UDA)	0
16/17 Contracted orthodontic activity (UOA)	0
Carry forward orthodontic activity (UOA)	0
Baseline contract value	£353,953.71

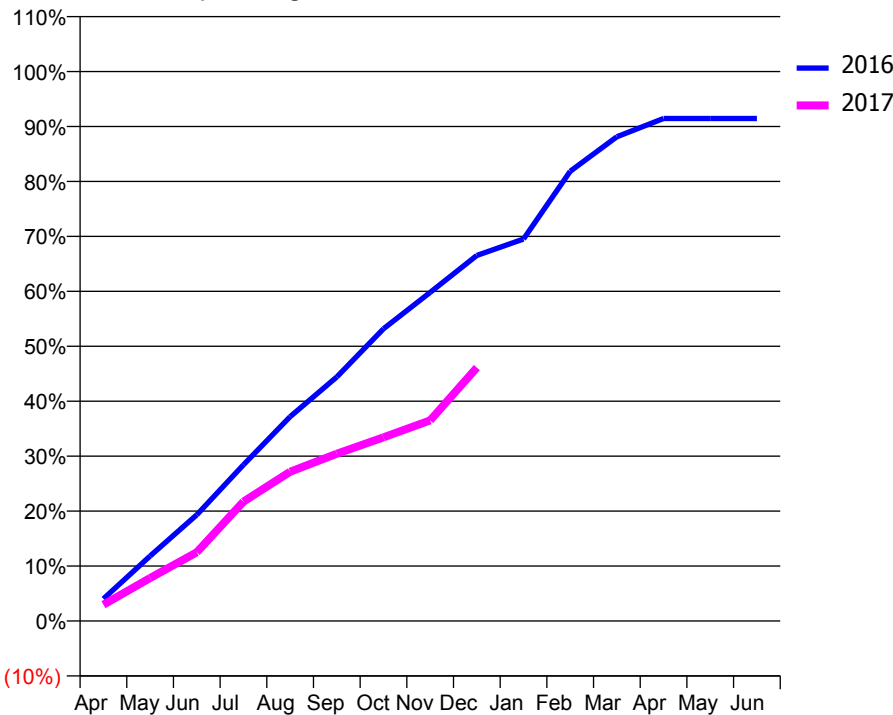
ACCESS*

Patients seen in 24 months	Total	Change since previous quarter
Quarter ending December 2015	5,383	
Quarter ending March 2016	5,287	↓
Quarter ending June 2016	5,117	↓
Quarter ending September 2016	4,901	↓
Quarter ending December 2016	4,805	↓
Variance since December 2015	(10.7%)	↓



ACTIVITY

Cumulative percentage of contracted UDA delivered 2016 & 2017



Month	Adjusted Scheduled Activity (UDA)	
	2016	2017
April	599	440
May	1,752	1,158
June	2,862	1,850
July	4,206	3,218
August	5,505	4,022
September	6,574	4,505
October	7,869	4,946
November	8,852	5,403
December	9,845	6,825
January	10,287	
February	12,113	
March	13,044	
April	13,535	
May	13,535	
June	13,536	

QUALITY

	Quantity	Base Number	Contract	AT	Region	England
% of FP17s for the same patient ID Re-attending within 3 months - Children	54	941	5.7%	9.7%	11.9%	12.4%
% of FP17s for the same patient ID Re-attending within 3 months - Adults	534	3,347	16.0%	14.2%	16.5%	16.6%
% of FP17s for the same patient ID Re-attending between 3 & 9 months - Children	501	941	53.2%	60.5%	60.2%	57.5%
% of FP17s for the same patient ID Re-attending between 3 & 9 months - Adults	1,688	3,347	50.4%	52.5%	52.0%	50.4%
% of FP17s for Band 1 Urgent Courses	414	4,004	10.3%	7.9%	9.5%	9.1%
% of FP17s Relating to Free Repair or Replacements	23	4,004	0.6%	0.8%	0.7%	0.8%
% of FP17s Relating to Continuations	63	4,004	1.6%	1.2%	1.2%	1.3%
% of Patients satisfied with the dentistry they have received	5	5	N/A	92.7%	92.9%	92.7%
% of Patients satisfied with the time they had to wait for an appointment	5	5	N/A	89.4%	88.8%	88.8%

* This is based on patients treated on this contract for their most recent course of treatment. Figures in italics indicate the base number of FP17s or Patient Questionnaire responses are less than 100. N/A is shown where the base number of responses is less than 10 during the period. % is calculated as Quantity/Base number*100

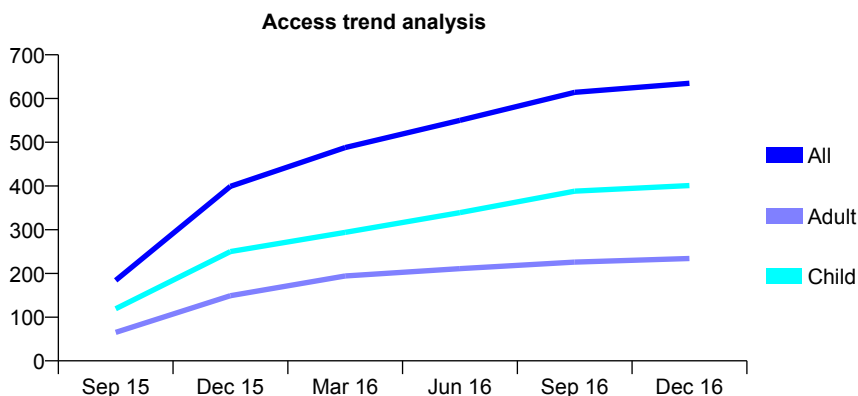
Q64 - Vital Signs At a Glance Contract Report for 162264/0001 - December 2016

Name or company name	Sarum Dental Centre
Contract type name	GDS Contract
Purpose of contract	General
Contract start date	01/07/2015
Contract end date	

16/17 Contracted general activity (UDA)	1,699
Carry forward general activity (UDA)	-34
16/17 Contracted orthodontic activity (UOA)	0
Carry forward orthodontic activity (UOA)	0
Baseline contract value	£45,497.44

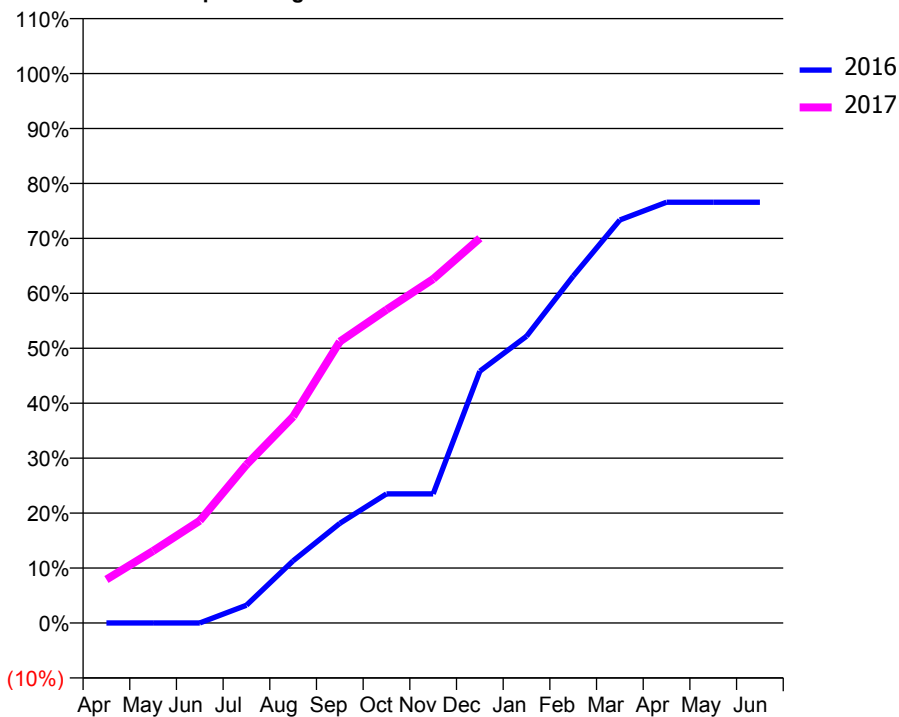
ACCESS*

Patients seen in 24 months	Total	Change since previous quarter
Quarter ending December 2015	399	
Quarter ending March 2016	488	↑
Quarter ending June 2016	550	↑
Quarter ending September 2016	614	↑
Quarter ending December 2016	635	↑
Variance since December 2015	59.1%	↑



ACTIVITY

Cumulative percentage of contracted UDA delivered 2016 & 2017



Month	Adjusted Scheduled Activity (UDA)	
	2016	2017
April	0	135
May	0	223
June	0	316
July	55	490
August	192	638
September	308	870
October	399	969
November	399	1,064
December	779	1,190
January	887	
February	1,072	
March	1,246	
April	1,301	
May	1,301	
June	1,301	

QUALITY

	Quantity	Base Number	Contract	AT	Region	England
% of FP17s for the same patient ID Re-attending within 3 months - Children	43	492	8.7%	9.7%	11.9%	12.4%
% of FP17s for the same patient ID Re-attending within 3 months - Adults	29	226	12.8%	14.2%	16.5%	16.6%
% of FP17s for the same patient ID Re-attending between 3 & 9 months - Children	280	492	56.9%	60.5%	60.2%	57.5%
% of FP17s for the same patient ID Re-attending between 3 & 9 months - Adults	142	226	62.8%	52.5%	52.0%	50.4%
% of FP17s for Band 1 Urgent Courses	44	679	6.5%	7.9%	9.5%	9.1%
% of FP17s Relating to Free Repair or Replacements	1	679	0.1%	0.8%	0.7%	0.8%
% of FP17s Relating to Continuations	2	679	0.3%	1.2%	1.2%	1.3%
% of Patients satisfied with the dentistry they have received	2	2	N/A	92.7%	92.9%	92.7%
% of Patients satisfied with the time they had to wait for an appointment	2	2	N/A	89.4%	88.8%	88.8%

* This is based on patients treated on this contract for their most recent course of treatment. Figures in italics indicate the base number of FP17s or Patient Questionnaire responses are less than 100. N/A is shown where the base number of responses is less than 10 during the period. % is calculated as Quantity/Base number*100

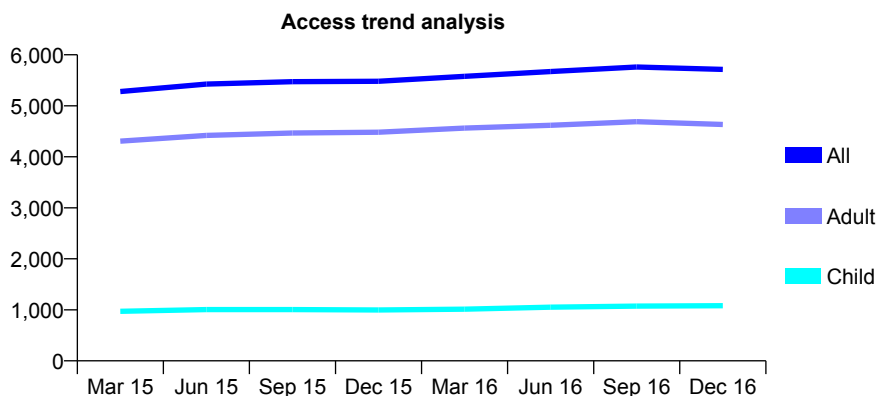
Q64 - Vital Signs At a Glance Contract Report for 165425/0001 - December 2016

Name or company name	Messenger Dental Practice
Contract type name	GDS Contract
Purpose of contract	General
Contract start date	01/12/2010
Contract end date	

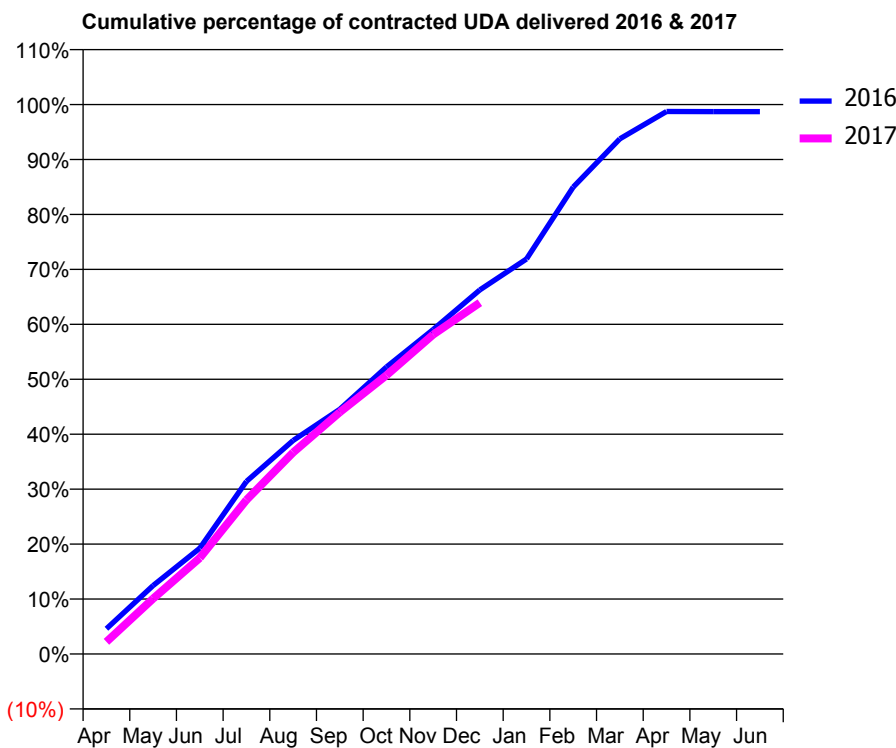
16/17 Contracted general activity (UDA)	16,034
Carry forward general activity (UDA)	209
16/17 Contracted orthodontic activity (UOA)	0
Carry forward orthodontic activity (UOA)	0
Baseline contract value	£441,858.59

ACCESS*

Patients seen in 24 months	Total	Change since previous quarter
Quarter ending December 2015	5,480	
Quarter ending March 2016	5,578	→
Quarter ending June 2016	5,671	→
Quarter ending September 2016	5,762	→
Quarter ending December 2016	5,714	→
Variance since December 2015	4.3%	↑



ACTIVITY



Month	Adjusted Scheduled Activity (UDA)	
	2016	2017
April	738	356
May	1,999	1,618
June	3,086	2,803
July	5,036	4,494
August	6,232	5,882
September	7,140	7,058
October	8,374	8,135
November	9,470	9,321
December	10,624	10,250
January	11,527	
February	13,625	
March	15,032	
April	15,829	
May	15,828	
June	15,825	

QUALITY

	Quantity	Base Number	Contract	AT	Region	England
% of FP17s for the same patient ID Re-attending within 3 months - Children	125	1,293	9.7%	9.7%	11.9%	12.4%
% of FP17s for the same patient ID Re-attending within 3 months - Adults	610	4,400	13.9%	14.2%	16.5%	16.6%
% of FP17s for the same patient ID Re-attending between 3 & 9 months - Children	812	1,293	62.8%	60.5%	60.2%	57.5%
% of FP17s for the same patient ID Re-attending between 3 & 9 months - Adults	2,030	4,400	46.1%	52.5%	52.0%	50.4%
% of FP17s for Band 1 Urgent Courses	401	5,361	7.5%	7.9%	9.5%	9.1%
% of FP17s Relating to Free Repair or Replacements	41	5,361	0.8%	0.8%	0.7%	0.8%
% of FP17s Relating to Continuations	35	5,361	0.7%	1.2%	1.2%	1.3%
% of Patients satisfied with the dentistry they have received	27	29	93.1%	92.7%	92.9%	92.7%
% of Patients satisfied with the time they had to wait for an appointment	27	29	93.1%	89.4%	88.8%	88.8%

* This is based on patients treated on this contract for their most recent course of treatment. Figures in italics indicate the base number of FP17s or Patient Questionnaire responses are less than 100. N/A is shown where the base number of responses is less than 10 during the period. % is calculated as Quantity/Base number*100

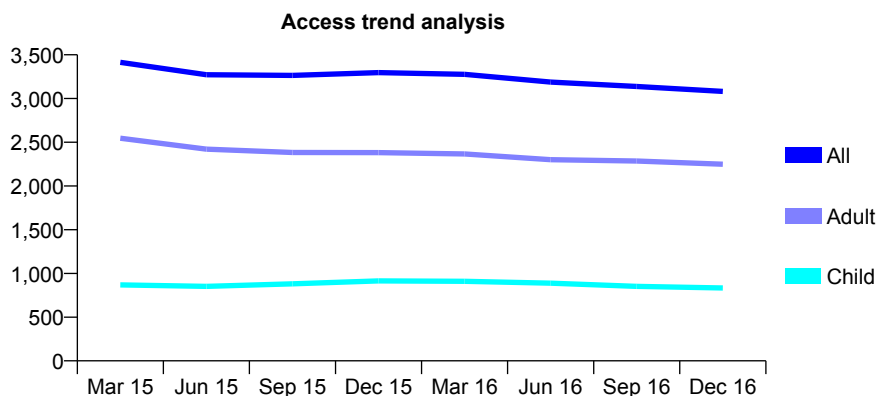
Q64 - Vital Signs At a Glance Contract Report for 167061/0001 - December 2016

Name or company name	Dentalcare Limited
Contract type name	GDS Contract
Purpose of contract	General
Contract start date	01/08/2009
Contract end date	

16/17 Contracted general activity (UDA)	9,000
Carry forward general activity (UDA)	-180
16/17 Contracted orthodontic activity (UOA)	0
Carry forward orthodontic activity (UOA)	0
Baseline contract value	£232,044.03

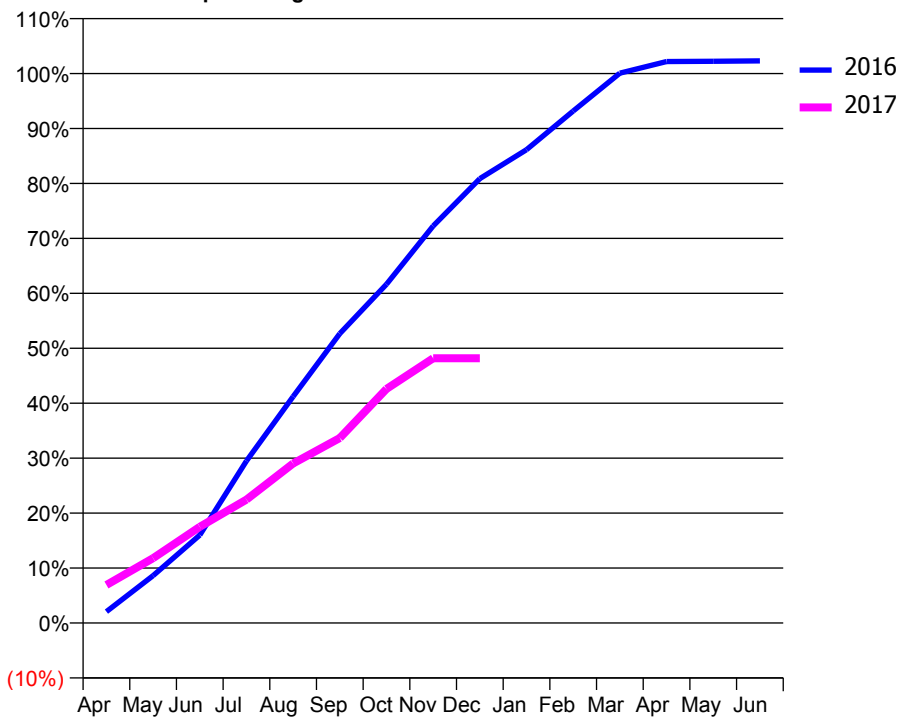
ACCESS*

Patients seen in 24 months	Total	Change since previous quarter
Quarter ending December 2015	3,296	
Quarter ending March 2016	3,276	→
Quarter ending June 2016	3,188	↓
Quarter ending September 2016	3,138	↓
Quarter ending December 2016	3,082	↓
Variance since December 2015	(6.5%)	↓



ACTIVITY

Cumulative percentage of contracted UDA delivered 2016 & 2017



Adjusted Scheduled Activity (UDA)

Month	2016	2017
April	187	624
May	776	1,063
June	1,440	1,577
July	2,656	2,022
August	3,709	2,614
September	4,741	3,030
October	5,549	3,835
November	6,503	4,337
December	7,279	4,337
January	7,753	
February	8,385	
March	9,007	
April	9,195	
May	9,200	
June	9,207	

QUALITY

	Quantity	Base Number	Contract	AT	Region	England
% of FP17s for the same patient ID Re-attending within 3 months - Children	34	734	4.6%	9.7%	11.9%	12.4%
% of FP17s for the same patient ID Re-attending within 3 months - Adults	165	1,812	9.1%	14.2%	16.5%	16.6%
% of FP17s for the same patient ID Re-attending between 3 & 9 months - Children	442	734	60.2%	60.5%	60.2%	57.5%
% of FP17s for the same patient ID Re-attending between 3 & 9 months - Adults	1,144	1,812	63.1%	52.5%	52.0%	50.4%
% of FP17s for Band 1 Urgent Courses	145	2,455	5.9%	7.9%	9.5%	9.1%
% of FP17s Relating to Free Repair or Replacements	8	2,455	0.3%	0.8%	0.7%	0.8%
% of FP17s Relating to Continuations	12	2,455	0.5%	1.2%	1.2%	1.3%
% of Patients satisfied with the dentistry they have received	1	2	N/A	92.7%	92.9%	92.7%
% of Patients satisfied with the time they had to wait for an appointment	1	2	N/A	89.4%	88.8%	88.8%

* This is based on patients treated on this contract for their most recent course of treatment. Figures in italics indicate the base number of FP17s or Patient Questionnaire responses are less than 100. N/A is shown where the base number of responses is less than 10 during the period. % is calculated as Quantity/Base number*100

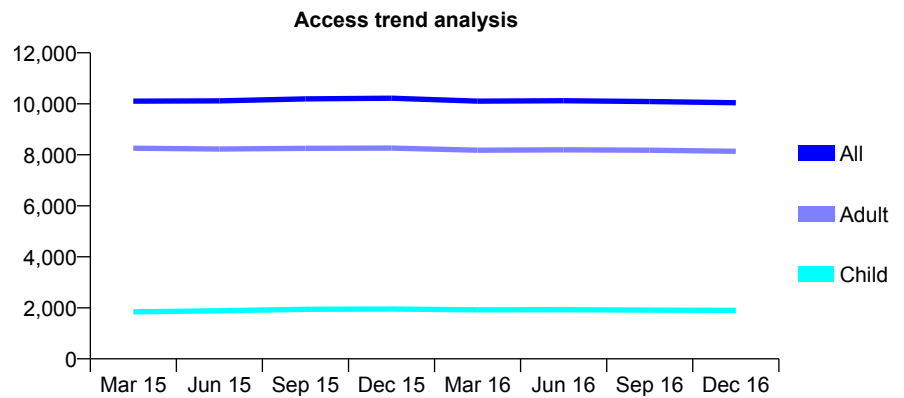
Q64 - Vital Signs At a Glance Contract Report for 168092/0001 - December 2016

Name or company name	Archway Dental Limited
Contract type name	GDS Contract
Purpose of contract	General
Contract start date	02/08/2010
Contract end date	

16/17 Contracted general activity (UDA)	24,200
Carry forward general activity (UDA)	-484
16/17 Contracted orthodontic activity (UOA)	0
Carry forward orthodontic activity (UOA)	0
Baseline contract value	£540,178.02

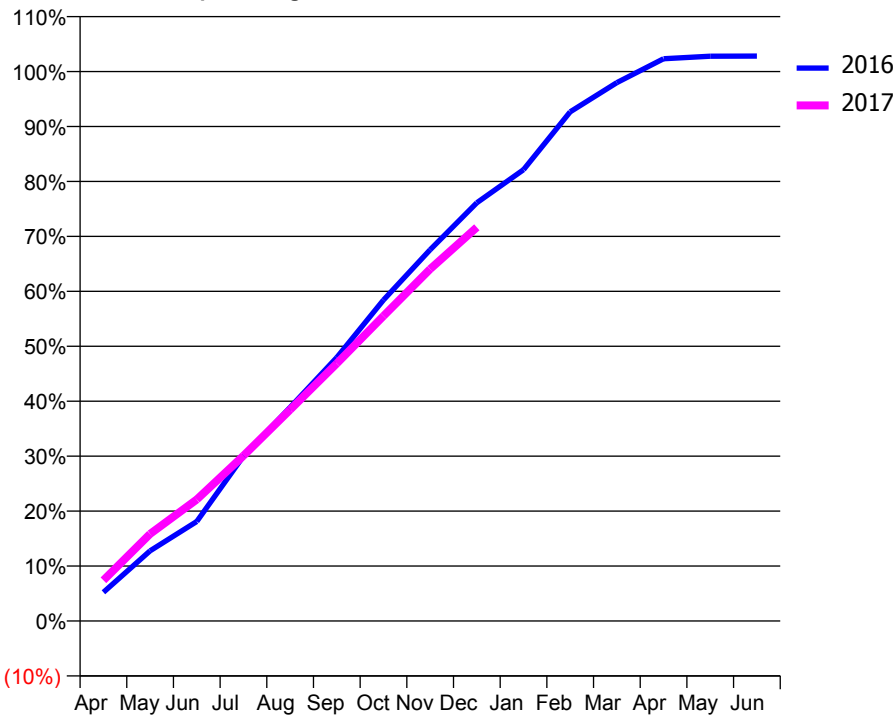
ACCESS*

Patients seen in 24 months	Total	Change since previous quarter
Quarter ending December 2015	10,217	
Quarter ending March 2016	10,102	↓
Quarter ending June 2016	10,121	→
Quarter ending September 2016	10,089	→
Quarter ending December 2016	10,040	→
Variance since December 2015	(1.7%)	↓



ACTIVITY

Cumulative percentage of contracted UDA delivered 2016 & 2017



Month	Adjusted Scheduled Activity (UDA)	
	2016	2017
April	1,268	1,793
May	3,094	3,835
June	4,386	5,353
July	7,261	7,282
August	9,413	9,303
September	11,606	11,341
October	14,136	13,433
November	16,352	15,498
December	18,417	17,338
January	19,878	
February	22,425	
March	23,709	
April	24,764	
May	24,874	
June	24,879	

QUALITY

	Quantity	Base Number	Contract	AT	Region	England
% of FP17s for the same patient ID Re-attending within 3 months - Children	160	2,481	6.4%	9.7%	11.9%	12.4%
% of FP17s for the same patient ID Re-attending within 3 months - Adults	1,267	9,826	12.9%	14.2%	16.5%	16.6%
% of FP17s for the same patient ID Re-attending between 3 & 9 months - Children	1,775	2,481	71.5%	60.5%	60.2%	57.5%
% of FP17s for the same patient ID Re-attending between 3 & 9 months - Adults	6,118	9,826	62.3%	52.5%	52.0%	50.4%
% of FP17s for Band 1 Urgent Courses	559	10,871	5.1%	7.9%	9.5%	9.1%
% of FP17s Relating to Free Repair or Replacements	141	10,871	1.3%	0.8%	0.7%	0.8%
% of FP17s Relating to Continuations	168	10,871	1.5%	1.2%	1.2%	1.3%
% of Patients satisfied with the dentistry they have received	13	13	100.0%	92.7%	92.9%	92.7%
% of Patients satisfied with the time they had to wait for an appointment	11	13	84.6%	89.4%	88.8%	88.8%

* This is based on patients treated on this contract for their most recent course of treatment. Figures in italics indicate the base number of FP17s or Patient Questionnaire responses are less than 100. N/A is shown where the base number of responses is less than 10 during the period. % is calculated as Quantity/Base number*100

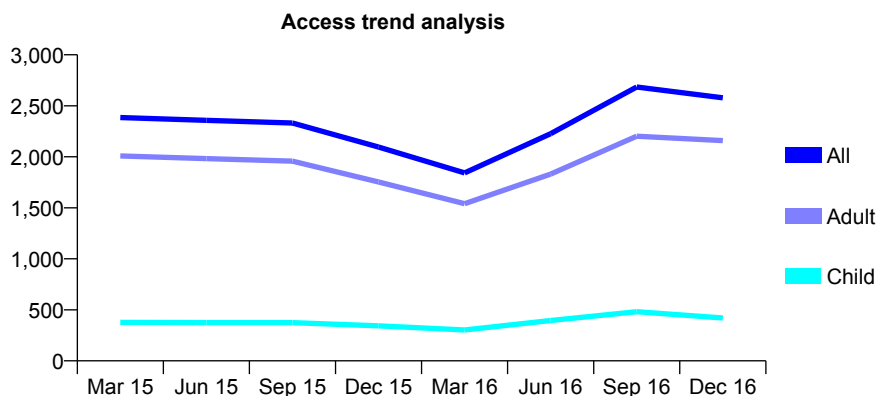
Q64 - Vital Signs At a Glance Contract Report for 168874/0001 - December 2016

Name or company name	Mr Jiten Doshi
Contract type name	GDS Contract
Purpose of contract	General
Contract start date	01/05/2013
Contract end date	

16/17 Contracted general activity (UDA)	8,940
Carry forward general activity (UDA)	0
16/17 Contracted orthodontic activity (UOA)	0
Carry forward orthodontic activity (UOA)	0
Baseline contract value	£186,512.00

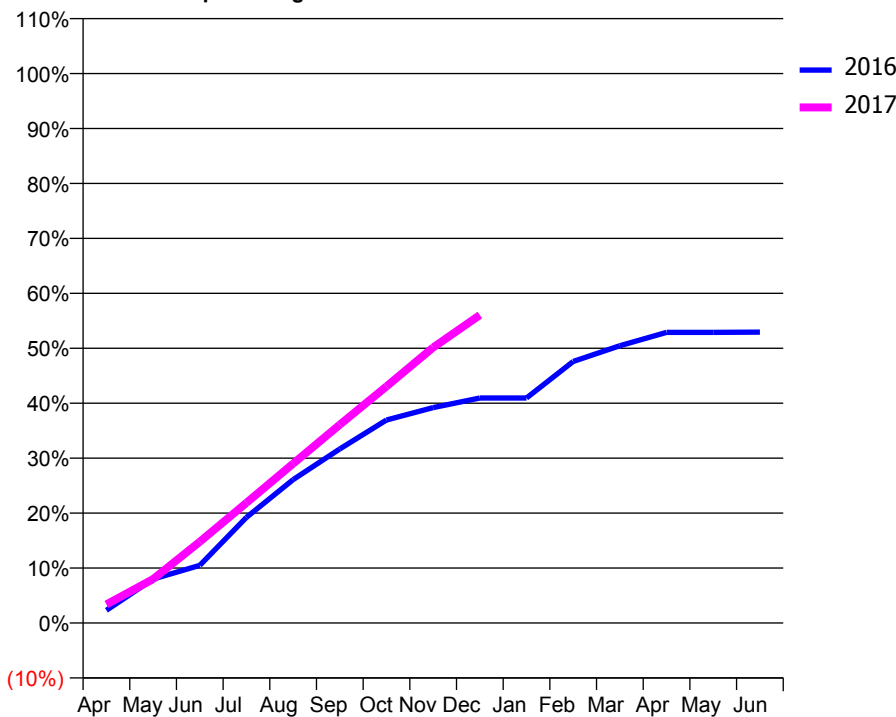
ACCESS*

Patients seen in 24 months	Total	Change since previous quarter
Quarter ending December 2015	2,096	
Quarter ending March 2016	1,843	↓
Quarter ending June 2016	2,227	↑
Quarter ending September 2016	2,684	↑
Quarter ending December 2016	2,579	↓
Variance since December 2015	23.0%	↑



ACTIVITY

Cumulative percentage of contracted UDA delivered 2016 & 2017



Month	Adjusted Scheduled Activity (UDA)	
	2016	2017
April	208	303
May	715	715
June	938	1,321
July	1,719	1,956
August	2,332	2,593
September	2,832	3,228
October	3,302	3,849
November	3,505	4,482
December	3,662	5,010
January	3,662	
February	4,254	
March	4,511	
April	4,729	
May	4,729	
June	4,732	

QUALITY

	Quantity	Base Number	Contract	AT	Region	England
% of FP17s for the same patient ID Re-attending within 3 months - Children	17	606	2.8%	9.7%	11.9%	12.4%
% of FP17s for the same patient ID Re-attending within 3 months - Adults	333	2,877	11.6%	14.2%	16.5%	16.6%
% of FP17s for the same patient ID Re-attending between 3 & 9 months - Children	205	606	33.8%	60.5%	60.2%	57.5%
% of FP17s for the same patient ID Re-attending between 3 & 9 months - Adults	884	2,877	30.7%	52.5%	52.0%	50.4%
% of FP17s for Band 1 Urgent Courses	411	3,325	12.4%	7.9%	9.5%	9.1%
% of FP17s Relating to Free Repair or Replacements	3	3,325	0.1%	0.8%	0.7%	0.8%
% of FP17s Relating to Continuations	7	3,325	0.2%	1.2%	1.2%	1.3%
% of Patients satisfied with the dentistry they have received	3	3	N/A	92.7%	92.9%	92.7%
% of Patients satisfied with the time they had to wait for an appointment	3	3	N/A	89.4%	88.8%	88.8%

* This is based on patients treated on this contract for their most recent course of treatment. Figures in italics indicate the base number of FP17s or Patient Questionnaire responses are less than 100. N/A is shown where the base number of responses is less than 10 during the period. % is calculated as Quantity/Base number*100

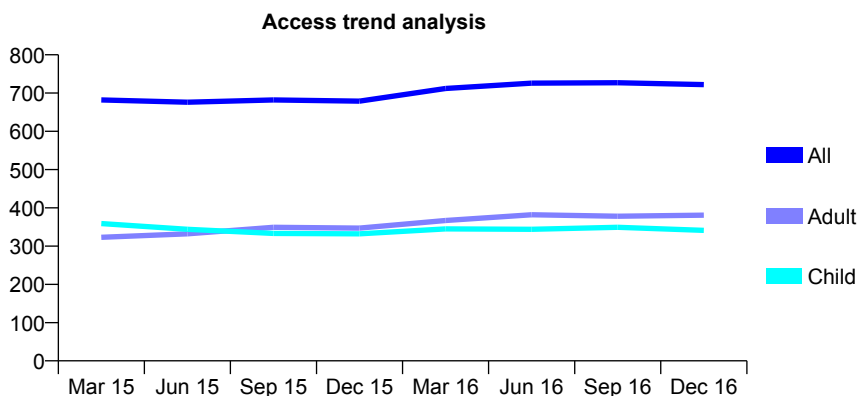
Q64 - Vital Signs At a Glance Contract Report for 168882/0001 - December 2016

Name or company name	Mr N Parson & Mr A Godara
Contract type name	GDS Contract
Purpose of contract	General
Contract start date	01/08/2012
Contract end date	

16/17 Contracted general activity (UDA)	2,100
Carry forward general activity (UDA)	-32
16/17 Contracted orthodontic activity (UOA)	0
Carry forward orthodontic activity (UOA)	0
Baseline contract value	£52,180.91

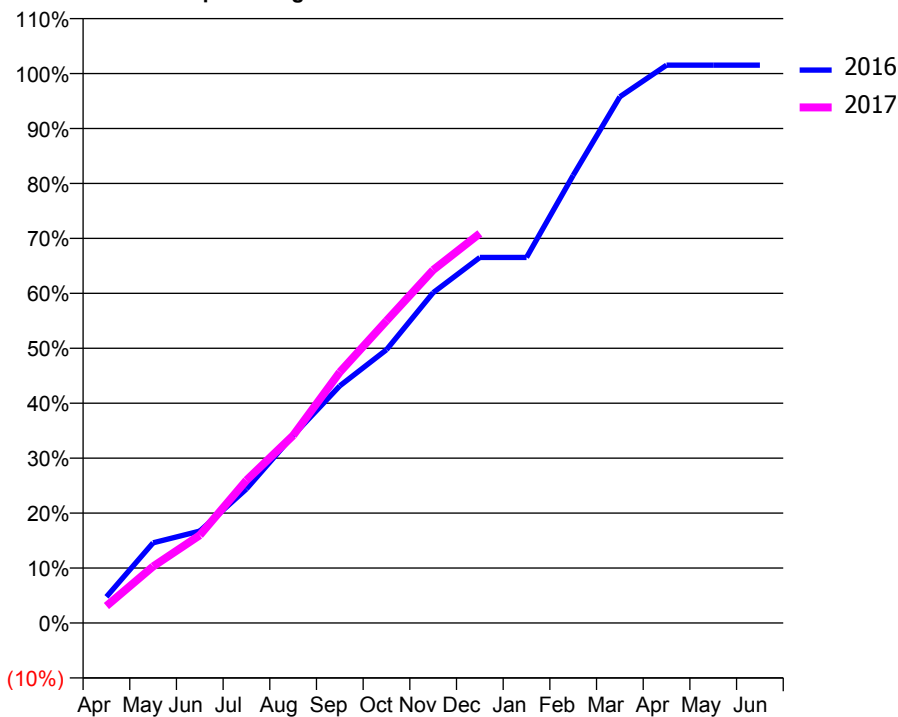
ACCESS*

Patients seen in 24 months	Total	Change since previous quarter
Quarter ending December 2015	679	
Quarter ending March 2016	712	↑
Quarter ending June 2016	726	→
Quarter ending September 2016	727	→
Quarter ending December 2016	722	→
Variance since December 2015	6.3%	↑



ACTIVITY

Cumulative percentage of contracted UDA delivered 2016 & 2017



Month	Adjusted Scheduled Activity (UDA)	
	2016	2017
April	100	65
May	306	216
June	352	335
July	512	545
August	717	717
September	906	959
October	1,044	1,155
November	1,263	1,349
December	1,397	1,489
January	1,397	
February	1,711	
March	2,011	
April	2,132	
May	2,132	
June	2,132	

QUALITY

	Quantity	Base Number	Contract	AT	Region	England
% of FP17s for the same patient ID Re-attending within 3 months - Children	24	414	5.8%	9.7%	11.9%	12.4%
% of FP17s for the same patient ID Re-attending within 3 months - Adults	44	349	12.6%	14.2%	16.5%	16.6%
% of FP17s for the same patient ID Re-attending between 3 & 9 months - Children	306	414	73.9%	60.5%	60.2%	57.5%
% of FP17s for the same patient ID Re-attending between 3 & 9 months - Adults	216	349	61.9%	52.5%	52.0%	50.4%
% of FP17s for Band 1 Urgent Courses	25	697	3.6%	7.9%	9.5%	9.1%
% of FP17s Relating to Free Repair or Replacements	0	697	0.0%	0.8%	0.7%	0.8%
% of FP17s Relating to Continuations	0	697	0.0%	1.2%	1.2%	1.3%
% of Patients satisfied with the dentistry they have received	3	3	N/A	92.7%	92.9%	92.7%
% of Patients satisfied with the time they had to wait for an appointment	3	3	N/A	89.4%	88.8%	88.8%

* This is based on patients treated on this contract for their most recent course of treatment. Figures in italics indicate the base number of FP17s or Patient Questionnaire responses are less than 100. N/A is shown where the base number of responses is less than 10 during the period. % is calculated as Quantity/Base number*100

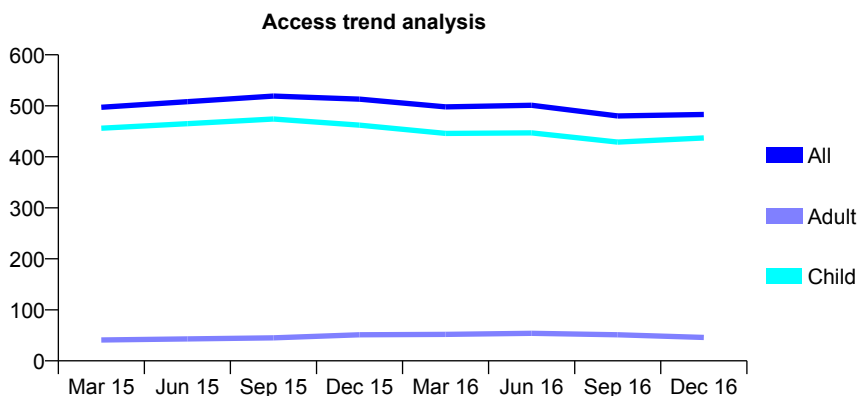
Q64 - Vital Signs At a Glance Contract Report for 168920/0001 - December 2016

Name or company name	Katherine Price
Contract type name	GDS Contract
Purpose of contract	General
Contract start date	01/03/2013
Contract end date	

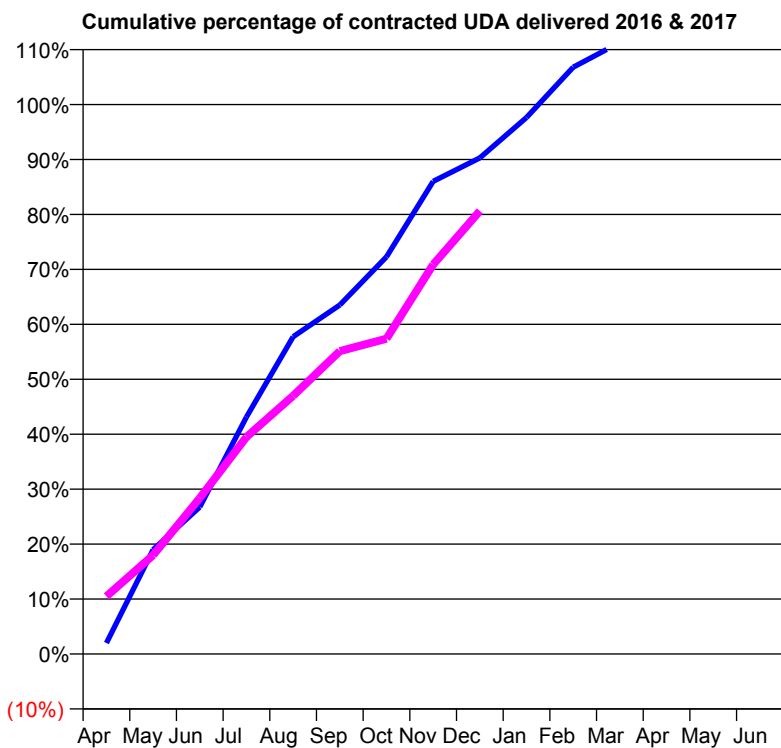
16/17 Contracted general activity (UDA)	800
Carry forward general activity (UDA)	-16
16/17 Contracted orthodontic activity (UOA)	0
Carry forward orthodontic activity (UOA)	0
Baseline contract value	£16,837.99

ACCESS*

Patients seen in 24 months	Total	Change since previous quarter
Quarter ending December 2015	513	
Quarter ending March 2016	498	↓
Quarter ending June 2016	501	→
Quarter ending September 2016	480	↓
Quarter ending December 2016	483	→
Variance since December 2015	(5.8%)	↓



ACTIVITY



Month	Adjusted Scheduled Activity (UDA)	
	2016	2017
April	16	84
May	152	144
June	214	227
July	345	316
August	462	376
September	508	441
October	578	459
November	688	567
December	722	645
January	781	
February	854	
March	890	
April	908	
May	908	
June	908	

QUALITY

	Quantity	Base Number	Contract	AT	Region	England
% of FP17s for the same patient ID Re-attending within 3 months - Children	41	515	8.0%	9.7%	11.9%	12.4%
% of FP17s for the same patient ID Re-attending within 3 months - Adults	0	0	N/A	14.2%	16.5%	16.6%
% of FP17s for the same patient ID Re-attending between 3 & 9 months - Children	317	515	61.6%	60.5%	60.2%	57.5%
% of FP17s for the same patient ID Re-attending between 3 & 9 months - Adults	0	0	N/A	52.5%	52.0%	50.4%
% of FP17s for Band 1 Urgent Courses	0	503	0.0%	7.9%	9.5%	9.1%
% of FP17s Relating to Free Repair or Replacements	0	503	0.0%	0.8%	0.7%	0.8%
% of FP17s Relating to Continuations	0	503	0.0%	1.2%	1.2%	1.3%
% of Patients satisfied with the dentistry they have received	2	2	N/A	92.7%	92.9%	92.7%
% of Patients satisfied with the time they had to wait for an appointment	2	2	N/A	89.4%	88.8%	88.8%

* This is based on patients treated on this contract for their most recent course of treatment. Figures in italics indicate the base number of FP17s or Patient Questionnaire responses are less than 100. N/A is shown where the base number of responses is less than 10 during the period. % is calculated as Quantity/Base number*100

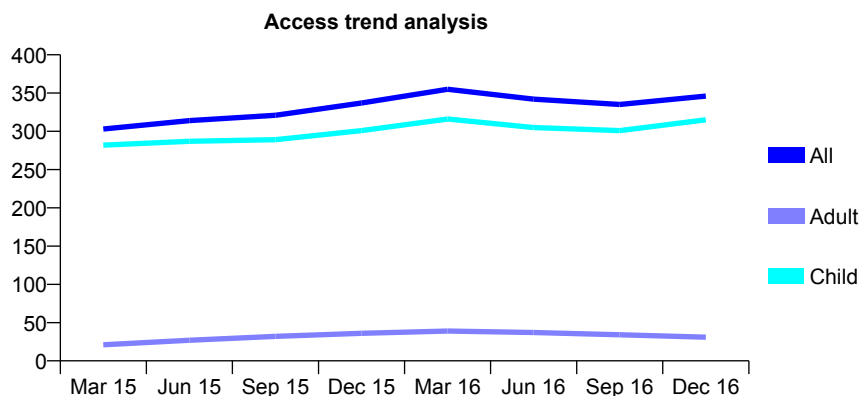
Q64 - Vital Signs At a Glance Contract Report for 171522/0001 - December 2016

Name or company name	Lechlade Dental Practice
Contract type name	GDS Contract
Purpose of contract	General
Contract start date	01/04/2014
Contract end date	

16/17 Contracted general activity (UDA)	800
Carry forward general activity (UDA)	0
16/17 Contracted orthodontic activity (UOA)	0
Carry forward orthodontic activity (UOA)	0
Baseline contract value	£18,090.08

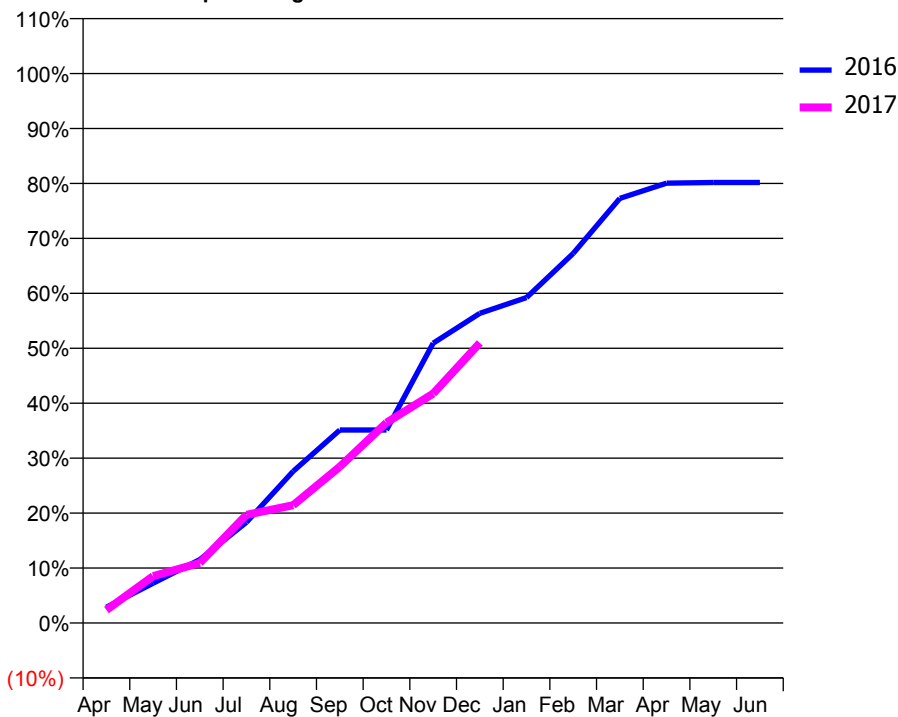
ACCESS*

Patients seen in 24 months	Total	Change since previous quarter
Quarter ending December 2015	337	
Quarter ending March 2016	355	↑
Quarter ending June 2016	342	↓
Quarter ending September 2016	335	↓
Quarter ending December 2016	346	↑
Variance since December 2015	2.7%	↑



ACTIVITY

Cumulative percentage of contracted UDA delivered 2016 & 2017



Month	Adjusted Scheduled Activity (UDA)	
	2016	2017
April	23	19
May	58	68
June	92	87
July	147	158
August	221	172
September	281	228
October	281	292
November	407	334
December	451	408
January	474	
February	538	
March	618	
April	640	
May	641	
June	641	

QUALITY

	Quantity	Base Number	Contract	AT	Region	England
% of FP17s for the same patient ID Re-attending within 3 months - Children	18	284	6.3%	9.7%	11.9%	12.4%
% of FP17s for the same patient ID Re-attending within 3 months - Adults	1	11	9.1%	14.2%	16.5%	16.6%
% of FP17s for the same patient ID Re-attending between 3 & 9 months - Children	171	284	60.2%	60.5%	60.2%	57.5%
% of FP17s for the same patient ID Re-attending between 3 & 9 months - Adults	8	11	72.7%	52.5%	52.0%	50.4%
% of FP17s for Band 1 Urgent Courses	9	270	3.3%	7.9%	9.5%	9.1%
% of FP17s Relating to Free Repair or Replacements	0	270	0.0%	0.8%	0.7%	0.8%
% of FP17s Relating to Continuations	0	270	0.0%	1.2%	1.2%	1.3%
% of Patients satisfied with the dentistry they have received	0	0	N/A	92.7%	92.9%	92.7%
% of Patients satisfied with the time they had to wait for an appointment	0	0	N/A	89.4%	88.8%	88.8%

* This is based on patients treated on this contract for their most recent course of treatment. Figures in italics indicate the base number of FP17s or Patient Questionnaire responses are less than 100. N/A is shown where the base number of responses is less than 10 during the period. % is calculated as Quantity/Base number*100

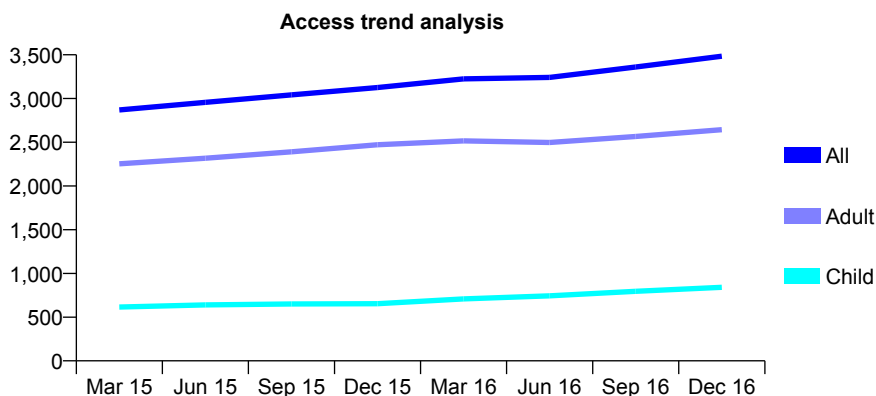
Q64 - Vital Signs At a Glance Contract Report for 172138/0001 - December 2016

Name or company name	Mr Georgios Mexias
Contract type name	GDS Contract
Purpose of contract	General
Contract start date	01/12/2013
Contract end date	

16/17 Contracted general activity (UDA)	10,143
Carry forward general activity (UDA)	0
16/17 Contracted orthodontic activity (UOA)	0
Carry forward orthodontic activity (UOA)	0
Baseline contract value	£212,392.22

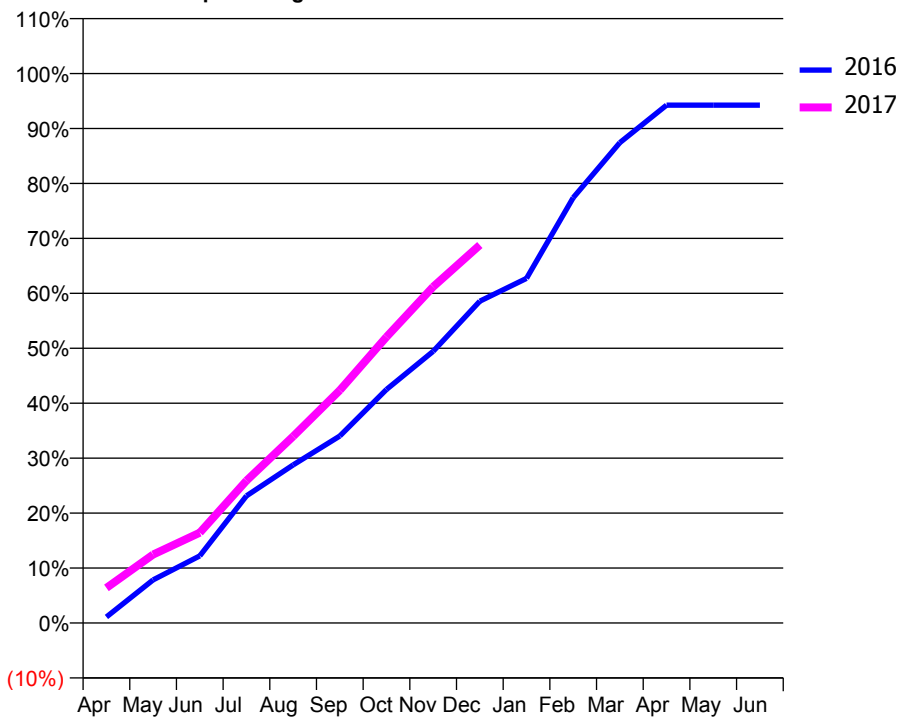
ACCESS*

Patients seen in 24 months	Total	Change since previous quarter
Quarter ending December 2015	3,125	
Quarter ending March 2016	3,224	↑
Quarter ending June 2016	3,241	→
Quarter ending September 2016	3,361	↑
Quarter ending December 2016	3,484	↑
Variance since December 2015	11.5%	↑



ACTIVITY

Cumulative percentage of contracted UDA delivered 2016 & 2017



Month	Adjusted Scheduled Activity (UDA)	
	2016	2017
April	112	648
May	796	1,264
June	1,240	1,667
July	2,346	2,629
August	2,917	3,444
September	3,452	4,297
October	4,312	5,281
November	5,014	6,206
December	5,941	6,978
January	6,360	
February	7,851	
March	8,868	
April	9,559	
May	9,559	
June	9,559	

QUALITY

	Quantity	Base Number	Contract	AT	Region	England
% of FP17s for the same patient ID Re-attending within 3 months - Children	56	1,027	5.5%	9.7%	11.9%	12.4%
% of FP17s for the same patient ID Re-attending within 3 months - Adults	411	3,080	13.3%	14.2%	16.5%	16.6%
% of FP17s for the same patient ID Re-attending between 3 & 9 months - Children	598	1,027	58.2%	60.5%	60.2%	57.5%
% of FP17s for the same patient ID Re-attending between 3 & 9 months - Adults	1,860	3,080	60.4%	52.5%	52.0%	50.4%
% of FP17s for Band 1 Urgent Courses	280	3,845	7.3%	7.9%	9.5%	9.1%
% of FP17s Relating to Free Repair or Replacements	20	3,845	0.5%	0.8%	0.7%	0.8%
% of FP17s Relating to Continuations	23	3,845	0.6%	1.2%	1.2%	1.3%
% of Patients satisfied with the dentistry they have received	10	10	100.0%	92.7%	92.9%	92.7%
% of Patients satisfied with the time they had to wait for an appointment	10	10	100.0%	89.4%	88.8%	88.8%

* This is based on patients treated on this contract for their most recent course of treatment. Figures in italics indicate the base number of FP17s or Patient Questionnaire responses are less than 100. N/A is shown where the base number of responses is less than 10 during the period. % is calculated as Quantity/Base number*100

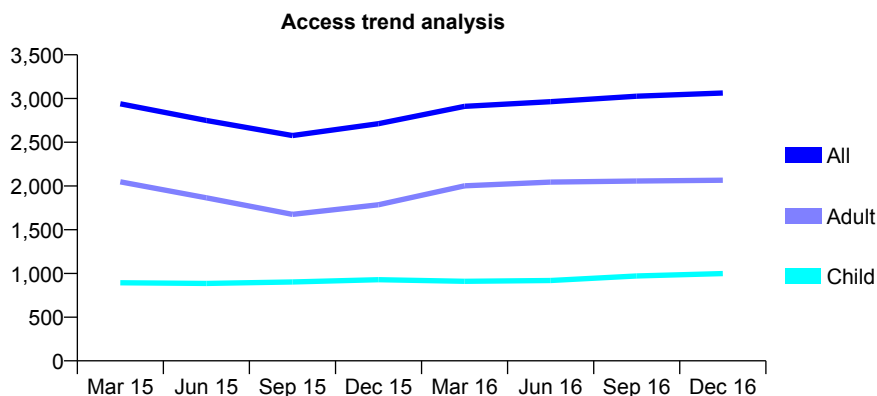
Q64 - Vital Signs At a Glance Contract Report for 173371/0001 - December 2016

Name or company name	The Parks Dental Practice
Contract type name	GDS Contract
Purpose of contract	General
Contract start date	21/03/2013
Contract end date	

16/17 Contracted general activity (UDA)	7,000
Carry forward general activity (UDA)	30
16/17 Contracted orthodontic activity (UOA)	0
Carry forward orthodontic activity (UOA)	0
Baseline contract value	£168,917.24

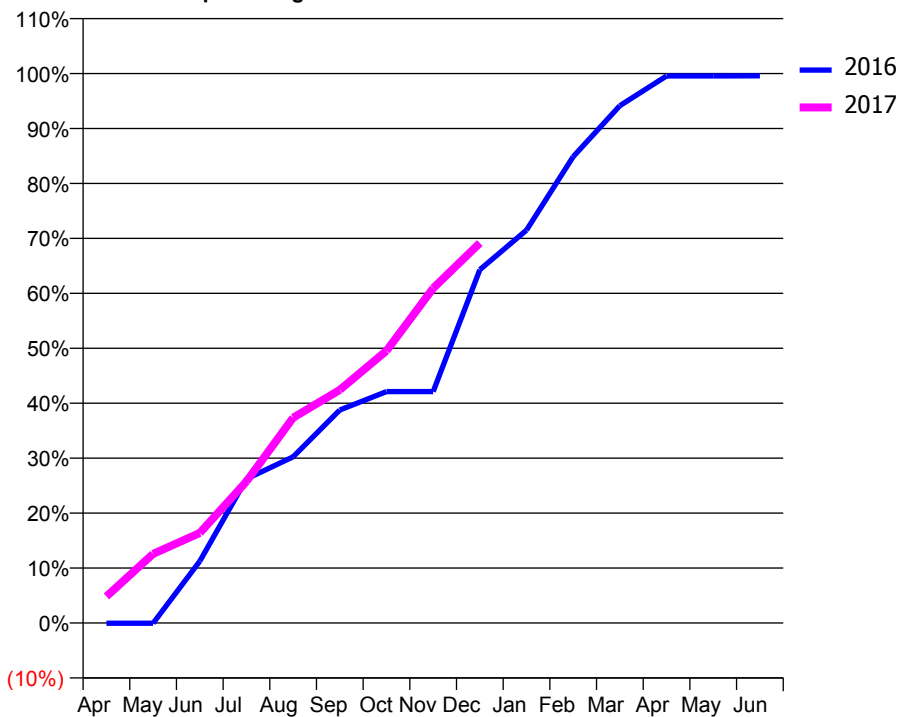
ACCESS*

Patients seen in 24 months	Total	Change since previous quarter
Quarter ending December 2015	2,713	
Quarter ending March 2016	2,911	↑
Quarter ending June 2016	2,964	→
Quarter ending September 2016	3,026	↑
Quarter ending December 2016	3,063	→
Variance since December 2015	12.9%	↑



ACTIVITY

Cumulative percentage of contracted UDA delivered 2016 & 2017



Month	Adjusted Scheduled Activity (UDA)	
	2016	2017
April	-4	339
May	-4	880
June	788	1,147
July	1,836	1,804
August	2,117	2,615
September	2,714	2,971
October	2,948	3,468
November	2,948	4,264
December	4,501	4,841
January	5,004	
February	5,942	
March	6,590	
April	6,969	
May	6,969	
June	6,970	

QUALITY

	Quantity	Base Number	Contract	AT	Region	England
% of FP17s for the same patient ID Re-attending within 3 months - Children	104	1,325	7.8%	9.7%	11.9%	12.4%
% of FP17s for the same patient ID Re-attending within 3 months - Adults	264	1,668	15.8%	14.2%	16.5%	16.6%
% of FP17s for the same patient ID Re-attending between 3 & 9 months - Children	838	1,325	63.2%	60.5%	60.2%	57.5%
% of FP17s for the same patient ID Re-attending between 3 & 9 months - Adults	693	1,668	41.5%	52.5%	52.0%	50.4%
% of FP17s for Band 1 Urgent Courses	333	2,749	12.1%	7.9%	9.5%	9.1%
% of FP17s Relating to Free Repair or Replacements	33	2,749	1.2%	0.8%	0.7%	0.8%
% of FP17s Relating to Continuations	13	2,749	0.5%	1.2%	1.2%	1.3%
% of Patients satisfied with the dentistry they have received	8	9	N/A	92.7%	92.9%	92.7%
% of Patients satisfied with the time they had to wait for an appointment	9	9	N/A	89.4%	88.8%	88.8%

* This is based on patients treated on this contract for their most recent course of treatment. Figures in italics indicate the base number of FP17s or Patient Questionnaire responses are less than 100. N/A is shown where the base number of responses is less than 10 during the period. % is calculated as Quantity/Base number*100

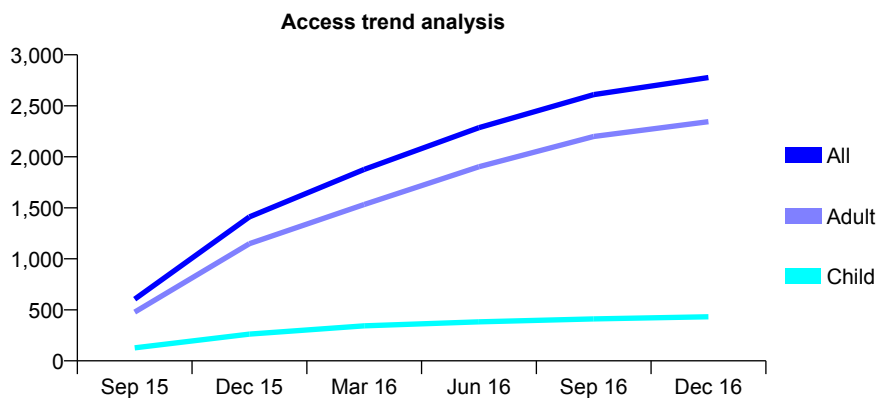
Q64 - Vital Signs At a Glance Contract Report for 178152/0001 - December 2016

Name or company name	PW & SM Phillips
Contract type name	GDS Contract
Purpose of contract	General
Contract start date	01/07/2015
Contract end date	

16/17 Contracted general activity (UDA)	9,000
Carry forward general activity (UDA)	0
16/17 Contracted orthodontic activity (UOA)	0
Carry forward orthodontic activity (UOA)	0
Baseline contract value	£211,258.53

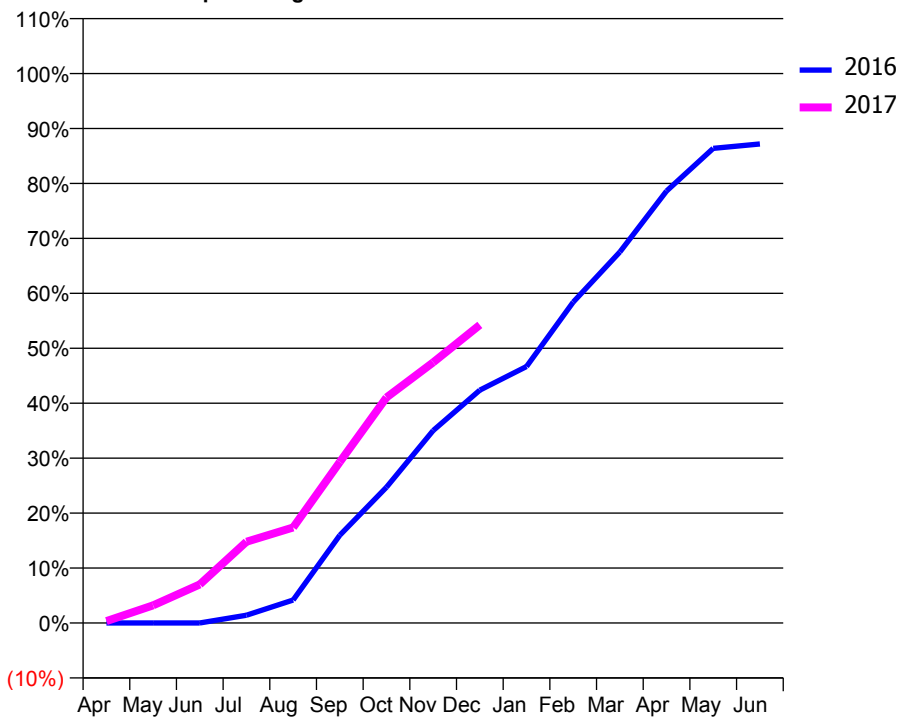
ACCESS*

Patients seen in 24 months	Total	Change since previous quarter
Quarter ending December 2015	1,411	
Quarter ending March 2016	1,876	↑
Quarter ending June 2016	2,286	↑
Quarter ending September 2016	2,610	↑
Quarter ending December 2016	2,777	↑
Variance since December 2015	96.8%	↑



ACTIVITY

Cumulative percentage of contracted UDA delivered 2016 & 2017



Month	Adjusted Scheduled Activity (UDA)	
	2016	2017
April	0	32
May	0	290
June	0	633
July	96	1,332
August	282	1,564
September	1,078	2,637
October	1,669	3,695
November	2,365	4,269
December	2,862	4,882
January	3,150	
February	3,941	
March	4,557	
April	5,306	
May	5,831	
June	5,885	

QUALITY

	Quantity	Base Number	Contract	AT	Region	England
% of FP17s for the same patient ID Re-attending within 3 months - Children	22	514	4.3%	9.7%	11.9%	12.4%
% of FP17s for the same patient ID Re-attending within 3 months - Adults	389	2,571	15.1%	14.2%	16.5%	16.6%
% of FP17s for the same patient ID Re-attending between 3 & 9 months - Children	251	514	48.8%	60.5%	60.2%	57.5%
% of FP17s for the same patient ID Re-attending between 3 & 9 months - Adults	1,064	2,571	41.4%	52.5%	52.0%	50.4%
% of FP17s for Band 1 Urgent Courses	406	2,501	16.2%	7.9%	9.5%	9.1%
% of FP17s Relating to Free Repair or Replacements	60	2,501	2.4%	0.8%	0.7%	0.8%
% of FP17s Relating to Continuations	5	2,501	0.2%	1.2%	1.2%	1.3%
% of Patients satisfied with the dentistry they have received	17	19	89.5%	92.7%	92.9%	92.7%
% of Patients satisfied with the time they had to wait for an appointment	18	19	94.7%	89.4%	88.8%	88.8%

* This is based on patients treated on this contract for their most recent course of treatment. Figures in italics indicate the base number of FP17s or Patient Questionnaire responses are less than 100. N/A is shown where the base number of responses is less than 10 during the period. % is calculated as Quantity/Base number*100

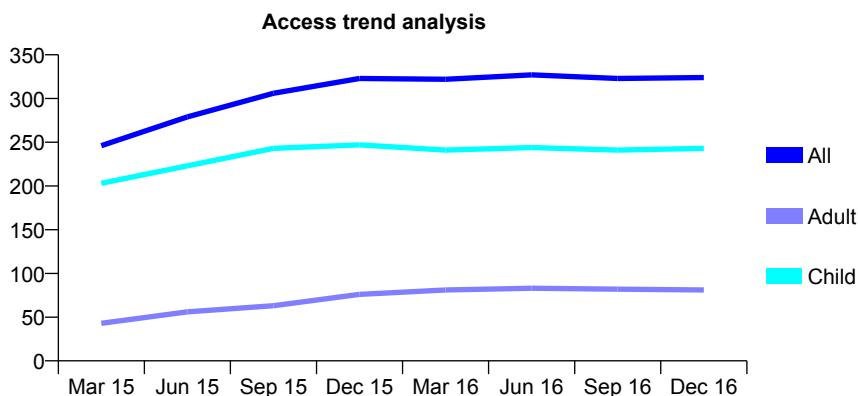
Q64 - Vital Signs At a Glance Contract Report for 179442/0001 - December 2016

Name or company name	Mr Carl Stuart Sainsbury Roberts
Contract type name	GDS Contract
Purpose of contract	General and Orthodontic
Contract start date	01/04/2014
Contract end date	

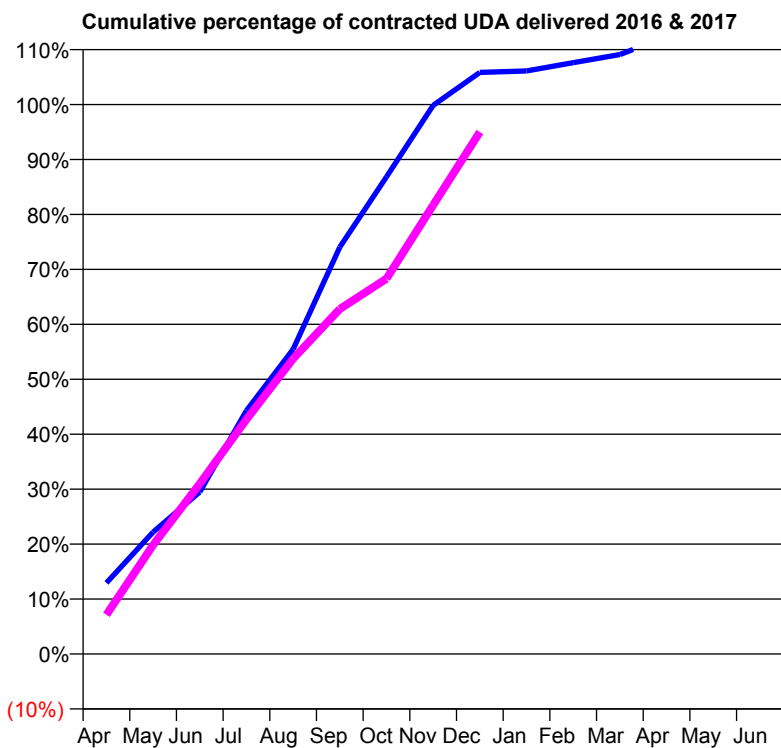
16/17 Contracted general activity (UDA)	400
Carry forward general activity (UDA)	-8
16/17 Contracted orthodontic activity (UOA)	0
Carry forward orthodontic activity (UOA)	0
Baseline contract value	£12,045.14

ACCESS*

Patients seen in 24 months	Total	Change since previous quarter
Quarter ending December 2015	323	
Quarter ending March 2016	322	→
Quarter ending June 2016	327	→
Quarter ending September 2016	323	↓
Quarter ending December 2016	324	→
Variance since December 2015	0.3%	→



ACTIVITY



Month	Adjusted Scheduled Activity (UDA)	
	2016	2017
April	52	29
May	89	79
June	118	124
July	177	171
August	222	215
September	296	251
October	347	273
November	399	327
December	423	380
January	424	
February	430	
March	436	
April	449	
May	449	
June	449	

QUALITY

	Quantity	Base Number	Contract	AT	Region	England
% of FP17s for the same patient ID Re-attending within 3 months - Children	12	284	4.2%	9.7%	11.9%	12.4%
% of FP17s for the same patient ID Re-attending within 3 months - Adults	2	20	10.0%	14.2%	16.5%	16.6%
% of FP17s for the same patient ID Re-attending between 3 & 9 months - Children	105	284	37.0%	60.5%	60.2%	57.5%
% of FP17s for the same patient ID Re-attending between 3 & 9 months - Adults	2	20	10.0%	52.5%	52.0%	50.4%
% of FP17s for Band 1 Urgent Courses	20	291	6.9%	7.9%	9.5%	9.1%
% of FP17s Relating to Free Repair or Replacements	1	291	0.3%	0.8%	0.7%	0.8%
% of FP17s Relating to Continuations	0	291	0.0%	1.2%	1.2%	1.3%
% of Patients satisfied with the dentistry they have received	0	0	N/A	92.7%	92.9%	92.7%
% of Patients satisfied with the time they had to wait for an appointment	0	0	N/A	89.4%	88.8%	88.8%

* This is based on patients treated on this contract for their most recent course of treatment. Figures in italics indicate the base number of FP17s or Patient Questionnaire responses are less than 100. N/A is shown where the base number of responses is less than 10 during the period. % is calculated as Quantity/Base number*100

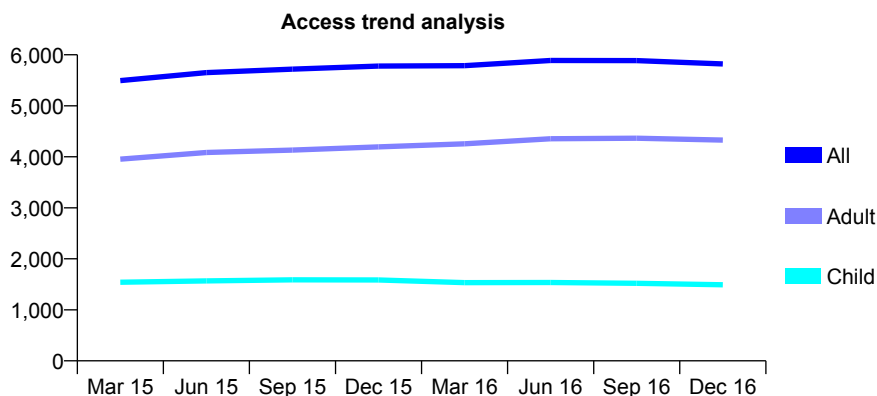
Q64 - Vital Signs At a Glance Contract Report for 181110/0001 - December 2016

Name or company name	IDH Limited
Contract type name	GDS Contract
Purpose of contract	General
Contract start date	01/03/2008
Contract end date	

16/17 Contracted general activity (UDA)	15,100
Carry forward general activity (UDA)	0
16/17 Contracted orthodontic activity (UOA)	0
Carry forward orthodontic activity (UOA)	0
Baseline contract value	£402,740.97

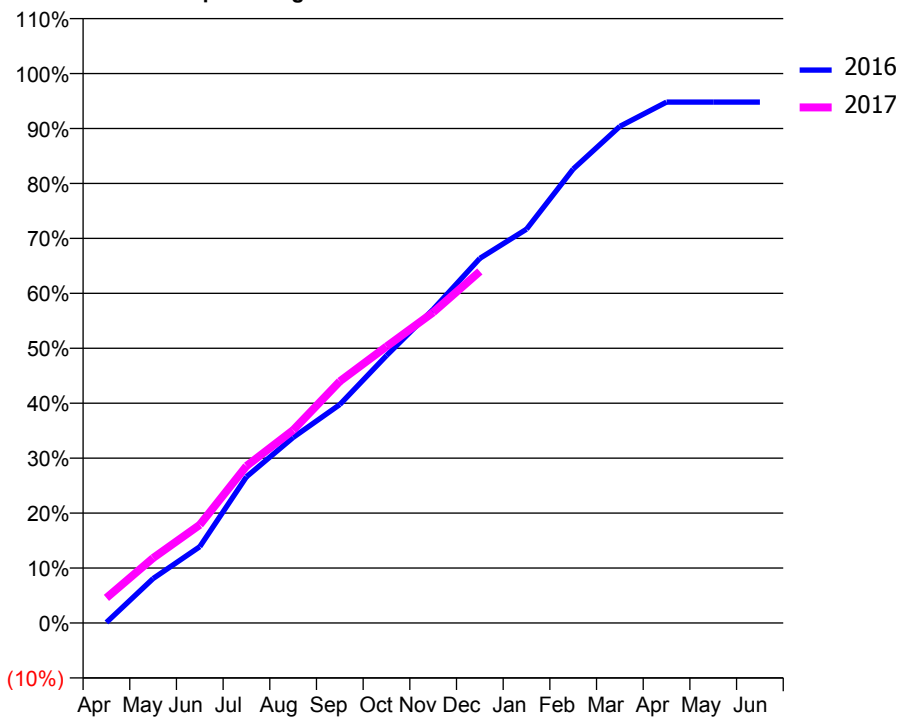
ACCESS*

Patients seen in 24 months	Total	Change since previous quarter
Quarter ending December 2015	5,780	
Quarter ending March 2016	5,788	→
Quarter ending June 2016	5,890	→
Quarter ending September 2016	5,885	→
Quarter ending December 2016	5,821	↓
Variance since December 2015	0.7%	→



ACTIVITY

Cumulative percentage of contracted UDA delivered 2016 & 2017



Month	Adjusted Scheduled Activity (UDA)	
	2016	2017
April	16	692
May	1,223	1,785
June	2,099	2,700
July	4,017	4,316
August	5,098	5,299
September	6,004	6,643
October	7,349	7,597
November	8,619	8,538
December	10,020	9,661
January	10,822	
February	12,476	
March	13,647	
April	14,315	
May	14,315	
June	14,315	

QUALITY

	Quantity	Base Number	Contract	AT	Region	England
% of FP17s for the same patient ID Re-attending within 3 months - Children	122	1,418	8.6%	9.7%	11.9%	12.4%
% of FP17s for the same patient ID Re-attending within 3 months - Adults	558	3,582	15.6%	14.2%	16.5%	16.6%
% of FP17s for the same patient ID Re-attending between 3 & 9 months - Children	654	1,418	46.1%	60.5%	60.2%	57.5%
% of FP17s for the same patient ID Re-attending between 3 & 9 months - Adults	1,072	3,582	29.9%	52.5%	52.0%	50.4%
% of FP17s for Band 1 Urgent Courses	443	4,738	9.3%	7.9%	9.5%	9.1%
% of FP17s Relating to Free Repair or Replacements	33	4,738	0.7%	0.8%	0.7%	0.8%
% of FP17s Relating to Continuations	118	4,738	2.5%	1.2%	1.2%	1.3%
% of Patients satisfied with the dentistry they have received	14	15	93.3%	92.7%	92.9%	92.7%
% of Patients satisfied with the time they had to wait for an appointment	13	15	86.7%	89.4%	88.8%	88.8%

* This is based on patients treated on this contract for their most recent course of treatment. Figures in italics indicate the base number of FP17s or Patient Questionnaire responses are less than 100. N/A is shown where the base number of responses is less than 10 during the period. % is calculated as Quantity/Base number*100

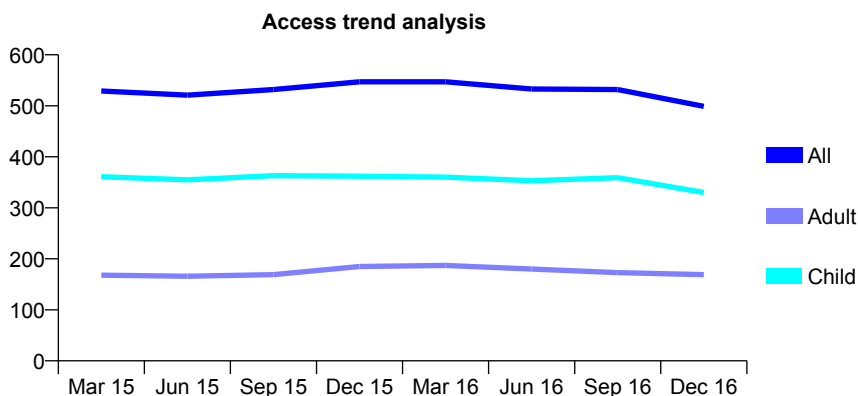
Q64 - Vital Signs At a Glance Contract Report for 181323/0001 - December 2016

Name or company name	Roger Moore Dental Practice Limited
Contract type name	GDS Contract
Purpose of contract	General
Contract start date	01/04/2008
Contract end date	31/08/2016

16/17 Contracted general activity (UDA)	500
Carry forward general activity (UDA)	0
16/17 Contracted orthodontic activity (UOA)	0
Carry forward orthodontic activity (UOA)	0
Baseline contract value	£11,766.57

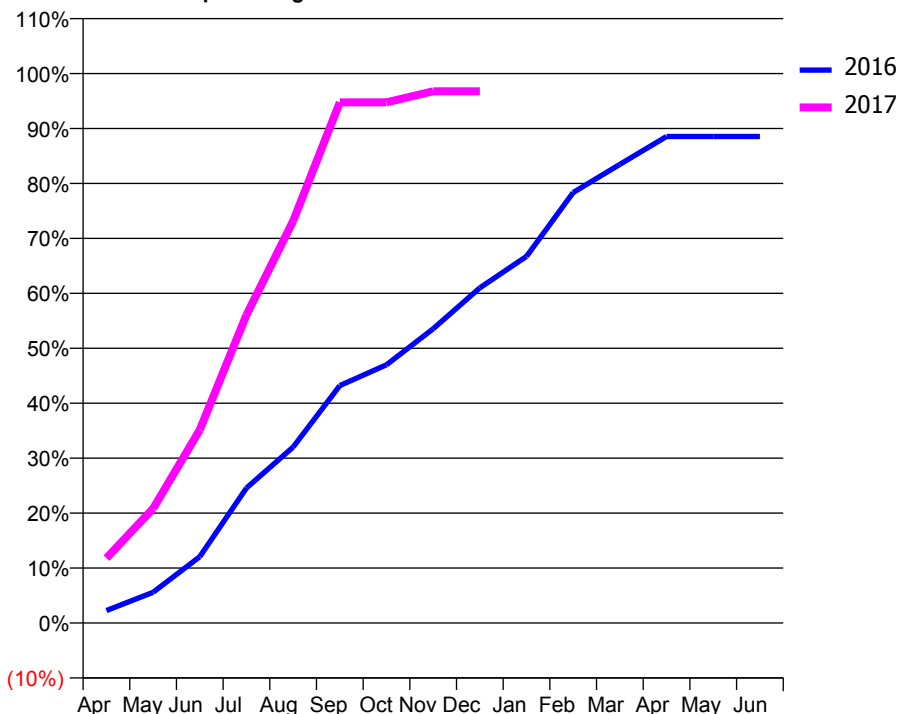
ACCESS*

Patients seen in 24 months	Total	Change since previous quarter
Quarter ending December 2015	547	
Quarter ending March 2016	547	→
Quarter ending June 2016	533	↓
Quarter ending September 2016	532	→
Quarter ending December 2016	499	↓
Variance since December 2015	(8.8%)	↓



ACTIVITY

Cumulative percentage of contracted UDA delivered 2016 & 2017



Month	Adjusted Scheduled Activity (UDA)	
	2016	2017
April	27	59
May	67	104
June	145	176
July	295	280
August	384	366
September	519	474
October	564	474
November	642	484
December	732	484
January	801	
February	940	
March	1,002	
April	1,063	
May	1,063	
June	1,063	

QUALITY

	Quantity	Base Number	Contract	AT	Region	England
% of FP17s for the same patient ID Re-attending within 3 months - Children	15	290	5.2%	9.7%	11.9%	12.4%
% of FP17s for the same patient ID Re-attending within 3 months - Adults	9	103	8.7%	14.2%	16.5%	16.6%
% of FP17s for the same patient ID Re-attending between 3 & 9 months - Children	198	290	68.3%	60.5%	60.2%	57.5%
% of FP17s for the same patient ID Re-attending between 3 & 9 months - Adults	66	103	64.1%	52.5%	52.0%	50.4%
% of FP17s for Band 1 Urgent Courses	9	349	2.6%	7.9%	9.5%	9.1%
% of FP17s Relating to Free Repair or Replacements	0	349	0.0%	0.8%	0.7%	0.8%
% of FP17s Relating to Continuations	0	349	0.0%	1.2%	1.2%	1.3%
% of Patients satisfied with the dentistry they have received	0	0	N/A	92.7%	92.9%	92.7%
% of Patients satisfied with the time they had to wait for an appointment	0	0	N/A	89.4%	88.8%	88.8%

* This is based on patients treated on this contract for their most recent course of treatment. Figures in italics indicate the base number of FP17s or Patient Questionnaire responses are less than 100. N/A is shown where the base number of responses is less than 10 during the period. % is calculated as Quantity/Base number*100

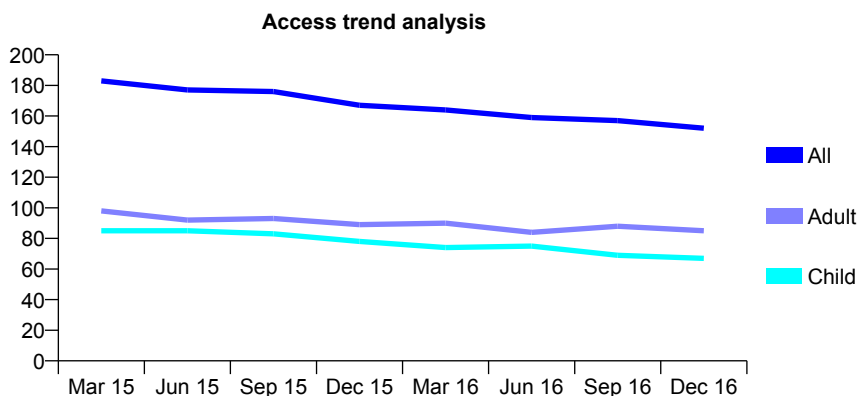
Q64 - Vital Signs At a Glance Contract Report for 181420/0001 - December 2016

Name or company name	The Cottage Dental & Implant Clinic Limited
Contract type name	GDS Contract
Purpose of contract	General
Contract start date	01/12/2008
Contract end date	

16/17 Contracted general activity (UDA)	650
Carry forward general activity (UDA)	-11
16/17 Contracted orthodontic activity (UOA)	0
Carry forward orthodontic activity (UOA)	0
Baseline contract value	£15,455.38

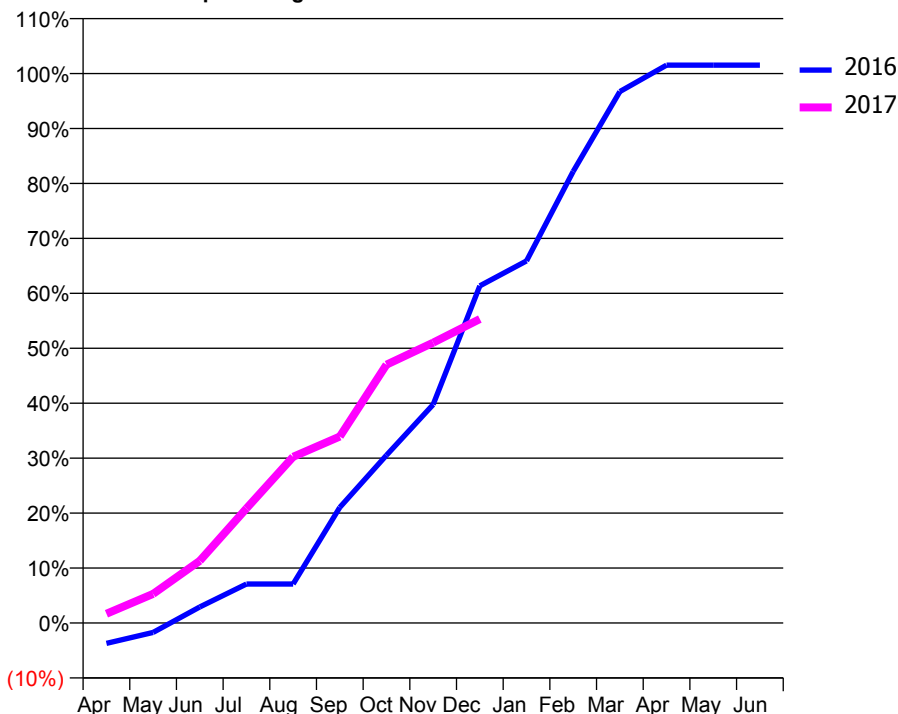
ACCESS*

Patients seen in 24 months	Total	Change since previous quarter
Quarter ending December 2015	167	
Quarter ending March 2016	164	↓
Quarter ending June 2016	159	↓
Quarter ending September 2016	157	↓
Quarter ending December 2016	152	↓
Variance since December 2015	(9.0%)	↓



ACTIVITY

Cumulative percentage of contracted UDA delivered 2016 & 2017



Month	Adjusted Scheduled Activity (UDA)	
	2016	2017
April	-28	11
May	-13	34
June	22	74
July	53	136
August	53	197
September	158	221
October	229	306
November	298	332
December	460	360
January	494	
February	616	
March	725	
April	761	
May	761	
June	761	

QUALITY

	Quantity	Base Number	Contract	AT	Region	England
% of FP17s for the same patient ID Re-attending within 3 months - Children	5	68	7.4%	9.7%	11.9%	12.4%
% of FP17s for the same patient ID Re-attending within 3 months - Adults	12	71	16.9%	14.2%	16.5%	16.6%
% of FP17s for the same patient ID Re-attending between 3 & 9 months - Children	44	68	64.7%	60.5%	60.2%	57.5%
% of FP17s for the same patient ID Re-attending between 3 & 9 months - Adults	37	71	52.1%	52.5%	52.0%	50.4%
% of FP17s for Band 1 Urgent Courses	3	127	2.4%	7.9%	9.5%	9.1%
% of FP17s Relating to Free Repair or Replacements	0	127	0.0%	0.8%	0.7%	0.8%
% of FP17s Relating to Continuations	6	127	4.7%	1.2%	1.2%	1.3%
% of Patients satisfied with the dentistry they have received	0	0	N/A	92.7%	92.9%	92.7%
% of Patients satisfied with the time they had to wait for an appointment	0	0	N/A	89.4%	88.8%	88.8%

* This is based on patients treated on this contract for their most recent course of treatment. Figures in italics indicate the base number of FP17s or Patient Questionnaire responses are less than 100. N/A is shown where the base number of responses is less than 10 during the period. % is calculated as Quantity/Base number*100

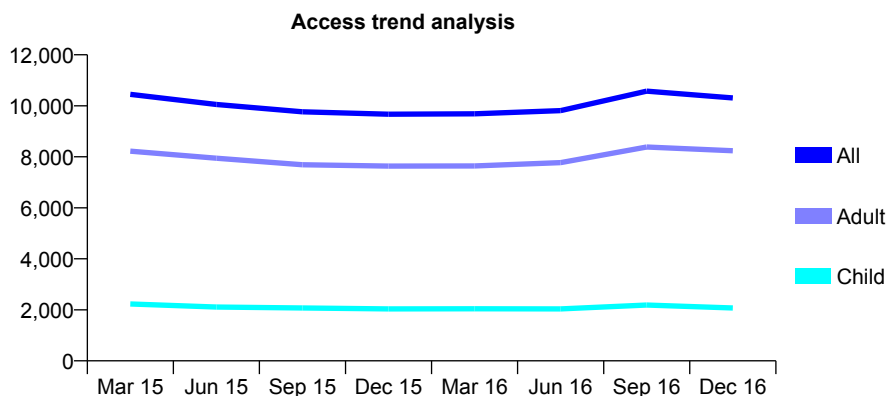
Q64 - Vital Signs At a Glance Contract Report for 182869/0001 - December 2016

Name or company name	Market Place Dental Practice Ltd
Contract type name	GDS Contract
Purpose of contract	General
Contract start date	01/04/2007
Contract end date	

16/17 Contracted general activity (UDA)	25,000
Carry forward general activity (UDA)	0
16/17 Contracted orthodontic activity (UOA)	0
Carry forward orthodontic activity (UOA)	0
Baseline contract value	£634,673.06

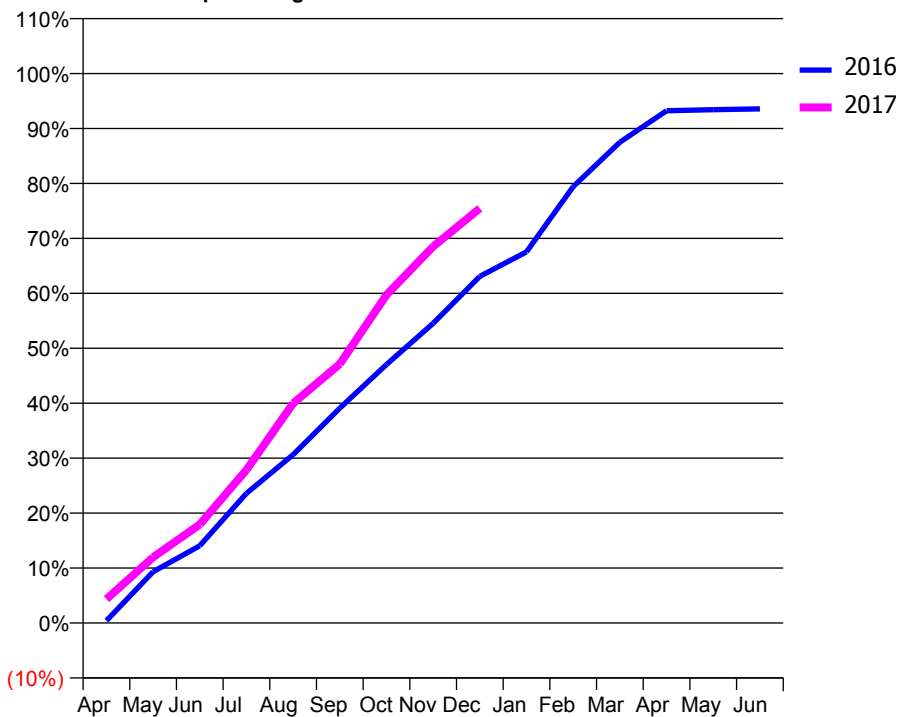
ACCESS*

Patients seen in 24 months	Total	Change since previous quarter
Quarter ending December 2015	9,673	
Quarter ending March 2016	9,686	→
Quarter ending June 2016	9,810	→
Quarter ending September 2016	10,575	↑
Quarter ending December 2016	10,311	↓
Variance since December 2015	6.6%	↑



ACTIVITY

Cumulative percentage of contracted UDA delivered 2016 & 2017



Month	Adjusted Scheduled Activity (UDA)	
	2016	2017
April	107	1,092
May	2,332	2,996
June	3,513	4,489
July	5,899	6,967
August	7,658	9,998
September	9,778	11,782
October	11,761	14,925
November	13,637	17,128
December	15,770	18,867
January	16,885	
February	19,852	
March	21,872	
April	23,308	
May	23,353	
June	23,393	

QUALITY

	Quantity	Base Number	Contract	AT	Region	England
% of FP17s for the same patient ID Re-attending within 3 months - Children	132	2,277	5.8%	9.7%	11.9%	12.4%
% of FP17s for the same patient ID Re-attending within 3 months - Adults	1,176	9,281	12.7%	14.2%	16.5%	16.6%
% of FP17s for the same patient ID Re-attending between 3 & 9 months - Children	1,079	2,277	47.4%	60.5%	60.2%	57.5%
% of FP17s for the same patient ID Re-attending between 3 & 9 months - Adults	4,414	9,281	47.6%	52.5%	52.0%	50.4%
% of FP17s for Band 1 Urgent Courses	764	10,798	7.1%	7.9%	9.5%	9.1%
% of FP17s Relating to Free Repair or Replacements	51	10,798	0.5%	0.8%	0.7%	0.8%
% of FP17s Relating to Continuations	239	10,798	2.2%	1.2%	1.2%	1.3%
% of Patients satisfied with the dentistry they have received	28	31	90.3%	92.7%	92.9%	92.7%
% of Patients satisfied with the time they had to wait for an appointment	23	31	74.2%	89.4%	88.8%	88.8%

* This is based on patients treated on this contract for their most recent course of treatment. Figures in italics indicate the base number of FP17s or Patient Questionnaire responses are less than 100. N/A is shown where the base number of responses is less than 10 during the period. % is calculated as Quantity/Base number*100

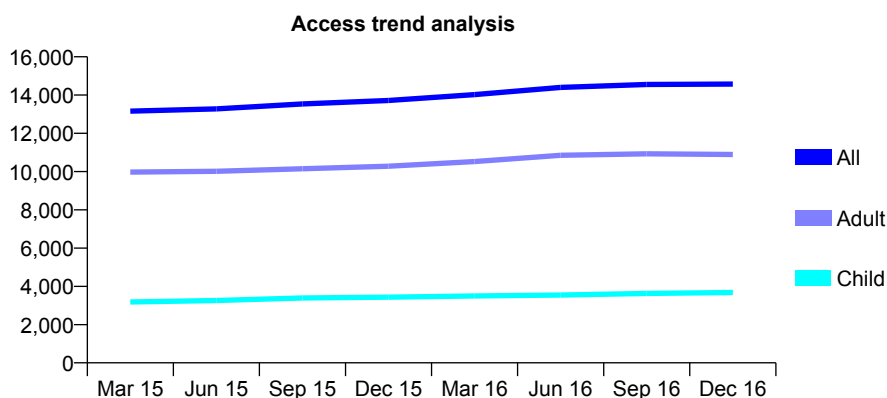
Q64 - Vital Signs At a Glance Contract Report for 182877/0002 - December 2016

Name or company name	Smileright Limited
Contract type name	GDS Contract
Purpose of contract	General
Contract start date	01/04/2011
Contract end date	

16/17 Contracted general activity (UDA)	50,008
Carry forward general activity (UDA)	-232
16/17 Contracted orthodontic activity (UOA)	0
Carry forward orthodontic activity (UOA)	0
Baseline contract value	£1,179,165.76

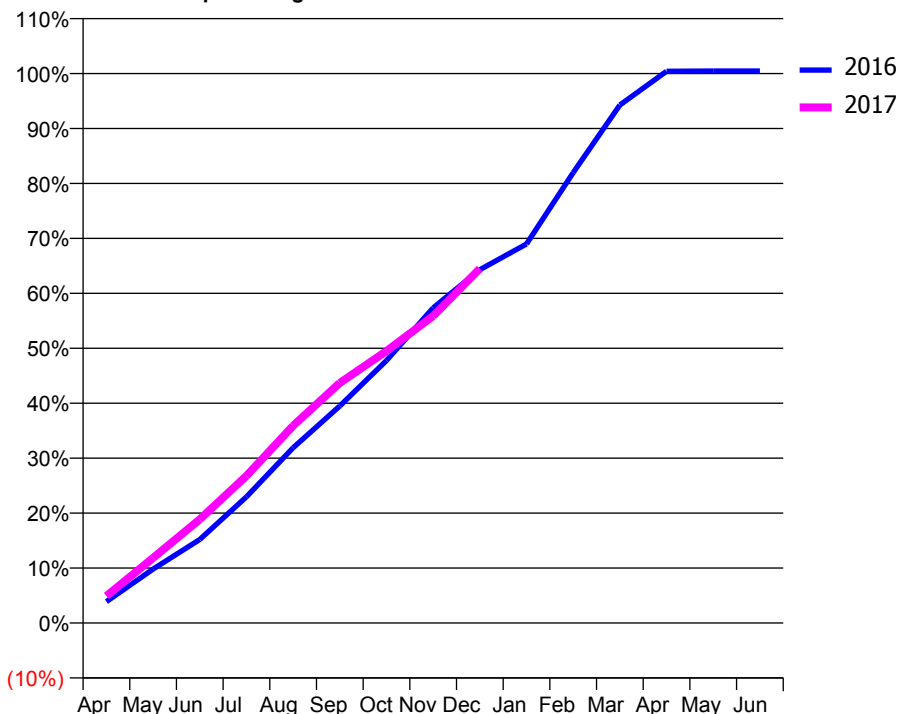
ACCESS*

Patients seen in 24 months	Total	Change since previous quarter
Quarter ending December 2015	13,719	
Quarter ending March 2016	14,025	↑
Quarter ending June 2016	14,397	↑
Quarter ending September 2016	14,555	→
Quarter ending December 2016	14,574	→
Variance since December 2015	6.2%	↑



ACTIVITY

Cumulative percentage of contracted UDA delivered 2016 & 2017



Month	Adjusted Scheduled Activity (UDA)	
	2016	2017
April	1,948	2,457
May	4,905	5,923
June	7,606	9,436
July	11,488	13,388
August	15,953	17,954
September	19,755	21,844
October	23,883	24,754
November	28,682	27,937
December	32,157	32,256
January	34,491	
February	40,989	
March	47,137	
April	50,211	
May	50,240	
June	50,240	

QUALITY

	Quantity	Base Number	Contract	AT	Region	England
% of FP17s for the same patient ID Re-attending within 3 months - Children	274	3,261	8.4%	9.7%	11.9%	12.4%
% of FP17s for the same patient ID Re-attending within 3 months - Adults	1,306	9,025	14.5%	14.2%	16.5%	16.6%
% of FP17s for the same patient ID Re-attending between 3 & 9 months - Children	1,418	3,261	43.5%	60.5%	60.2%	57.5%
% of FP17s for the same patient ID Re-attending between 3 & 9 months - Adults	3,377	9,025	37.4%	52.5%	52.0%	50.4%
% of FP17s for Band 1 Urgent Courses	738	11,326	6.5%	7.9%	9.5%	9.1%
% of FP17s Relating to Free Repair or Replacements	273	11,326	2.4%	0.8%	0.7%	0.8%
% of FP17s Relating to Continuations	264	11,326	2.3%	1.2%	1.2%	1.3%
% of Patients satisfied with the dentistry they have received	33	37	89.2%	92.7%	92.9%	92.7%
% of Patients satisfied with the time they had to wait for an appointment	30	37	81.1%	89.4%	88.8%	88.8%

* This is based on patients treated on this contract for their most recent course of treatment. Figures in italics indicate the base number of FP17s or Patient Questionnaire responses are less than 100. N/A is shown where the base number of responses is less than 10 during the period. % is calculated as Quantity/Base number*100

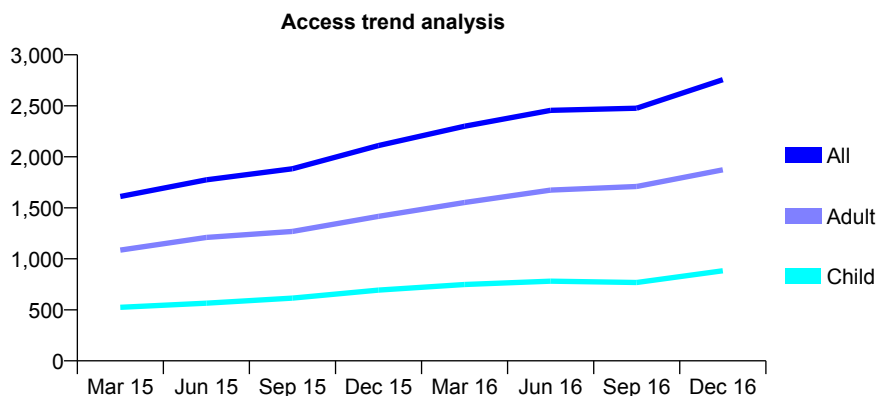
Q64 - Vital Signs At a Glance Contract Report for 184209/0001 - December 2016

Name or company name	Smilecare Swindon Limited
Contract type name	PDS Plus Contract
Purpose of contract	General
Contract start date	01/04/2013
Contract end date	31/03/2018

16/17 Contracted general activity (UDA)	12,000
Carry forward general activity (UDA)	0
16/17 Contracted orthodontic activity (UOA)	0
Carry forward orthodontic activity (UOA)	0
Baseline contract value	£145,943.03

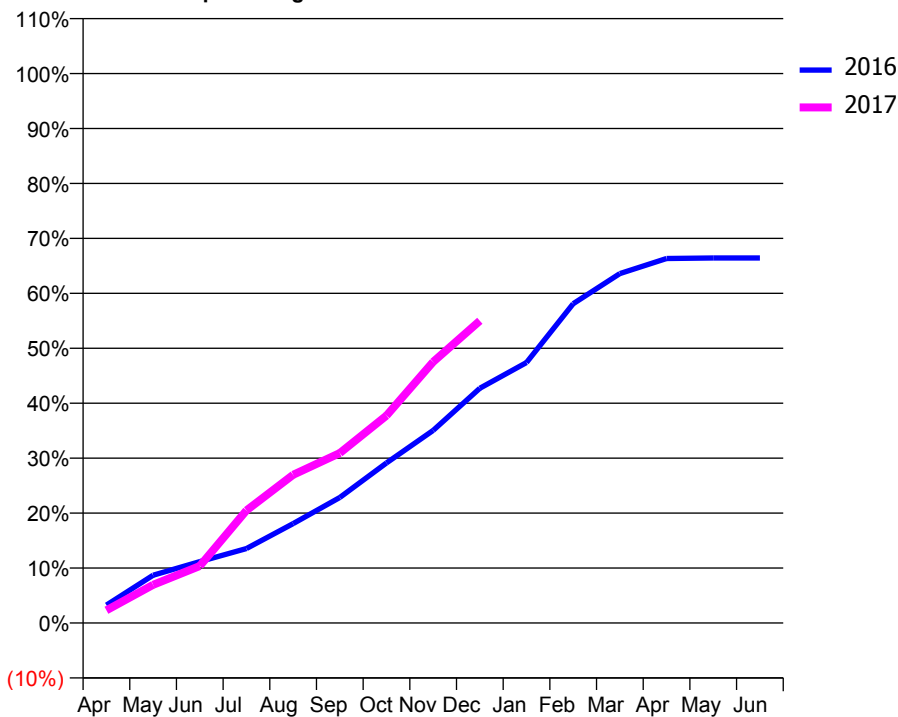
ACCESS*

Patients seen in 24 months	Total	Change since previous quarter
Quarter ending December 2015	2,110	
Quarter ending March 2016	2,300	↑
Quarter ending June 2016	2,455	↑
Quarter ending September 2016	2,477	→
Quarter ending December 2016	2,756	↑
Variance since December 2015	30.6%	↑



ACTIVITY

Cumulative percentage of contracted UDA delivered 2016 & 2017



Month	Adjusted Scheduled Activity (UDA)	
	2016	2017
April	391	279
May	1,044	835
June	1,341	1,244
July	1,627	2,459
August	2,170	3,237
September	2,743	3,711
October	3,496	4,529
November	4,208	5,702
December	5,127	6,599
January	5,688	
February	6,974	
March	7,630	
April	7,961	
May	7,973	
June	7,973	

QUALITY

	Quantity	Base Number	Contract	AT	Region	England
% of FP17s for the same patient ID Re-attending within 3 months - Children	62	738	8.4%	9.7%	11.9%	12.4%
% of FP17s for the same patient ID Re-attending within 3 months - Adults	246	1,676	14.7%	14.2%	16.5%	16.6%
% of FP17s for the same patient ID Re-attending between 3 & 9 months - Children	275	738	37.3%	60.5%	60.2%	57.5%
% of FP17s for the same patient ID Re-attending between 3 & 9 months - Adults	620	1,676	37.0%	52.5%	52.0%	50.4%
% of FP17s for Band 1 Urgent Courses	272	2,296	11.8%	7.9%	9.5%	9.1%
% of FP17s Relating to Free Repair or Replacements	28	2,296	1.2%	0.8%	0.7%	0.8%
% of FP17s Relating to Continuations	20	2,296	0.9%	1.2%	1.2%	1.3%
% of Patients satisfied with the dentistry they have received	8	8	N/A	92.7%	92.9%	92.7%
% of Patients satisfied with the time they had to wait for an appointment	8	8	N/A	89.4%	88.8%	88.8%

* This is based on patients treated on this contract for their most recent course of treatment. Figures in italics indicate the base number of FP17s or Patient Questionnaire responses are less than 100. N/A is shown where the base number of responses is less than 10 during the period. % is calculated as Quantity/Base number*100

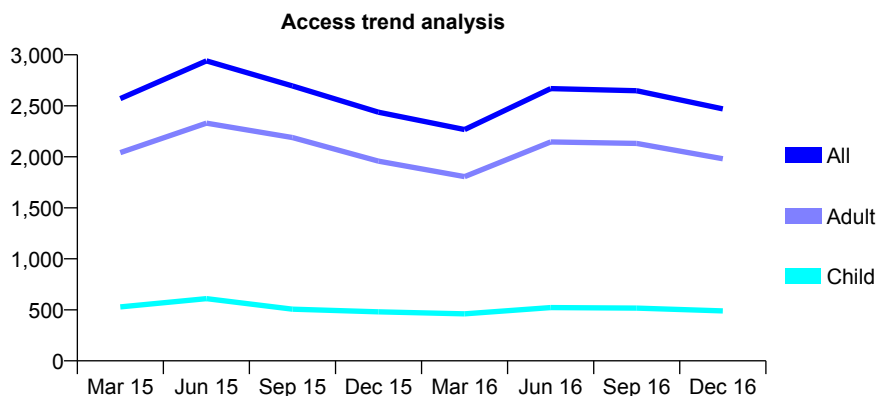
Q64 - Vital Signs At a Glance Contract Report for 184381/0002 - December 2016

Name or company name	Tetbury Dental Practice
Contract type name	GDS Contract
Purpose of contract	General
Contract start date	01/04/2012
Contract end date	

16/17 Contracted general activity (UDA)	6,131
Carry forward general activity (UDA)	0
16/17 Contracted orthodontic activity (UOA)	0
Carry forward orthodontic activity (UOA)	0
Baseline contract value	£125,758.61

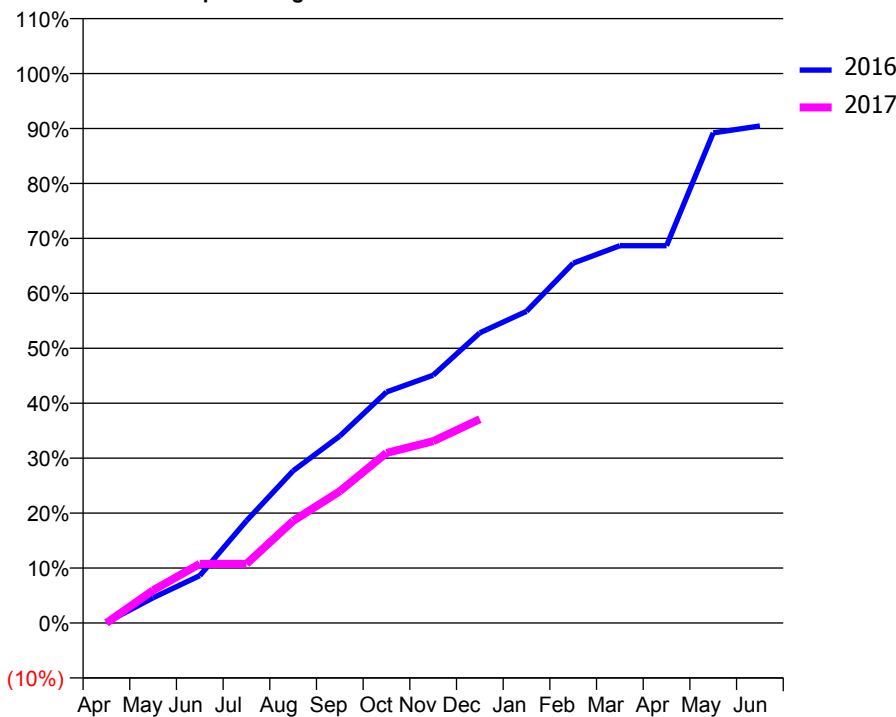
ACCESS*

Patients seen in 24 months	Total	Change since previous quarter
Quarter ending December 2015	2,437	
Quarter ending March 2016	2,267	↓
Quarter ending June 2016	2,668	↑
Quarter ending September 2016	2,648	→
Quarter ending December 2016	2,470	↓
Variance since December 2015	1.4%	→



ACTIVITY

Cumulative percentage of contracted UDA delivered 2016 & 2017



Month	Adjusted Scheduled Activity (UDA)	
	2016	2017
April	7	0
May	281	365
June	528	659
July	1,140	659
August	1,698	1,140
September	2,087	1,471
October	2,578	1,898
November	2,765	2,028
December	3,238	2,274
January	3,478	
February	4,015	
March	4,209	
April	4,209	
May	5,469	
June	5,546	

QUALITY

	Quantity	Base Number	Contract	AT	Region	England
% of FP17s for the same patient ID Re-attending within 3 months - Children	18	611	2.9%	9.7%	11.9%	12.4%
% of FP17s for the same patient ID Re-attending within 3 months - Adults	146	2,401	6.1%	14.2%	16.5%	16.6%
% of FP17s for the same patient ID Re-attending between 3 & 9 months - Children	269	611	44.0%	60.5%	60.2%	57.5%
% of FP17s for the same patient ID Re-attending between 3 & 9 months - Adults	899	2,401	37.4%	52.5%	52.0%	50.4%
% of FP17s for Band 1 Urgent Courses	113	1,306	8.7%	7.9%	9.5%	9.1%
% of FP17s Relating to Free Repair or Replacements	4	1,306	0.3%	0.8%	0.7%	0.8%
% of FP17s Relating to Continuations	12	1,306	0.9%	1.2%	1.2%	1.3%
% of Patients satisfied with the dentistry they have received	2	3	N/A	92.7%	92.9%	92.7%
% of Patients satisfied with the time they had to wait for an appointment	2	3	N/A	89.4%	88.8%	88.8%

* This is based on patients treated on this contract for their most recent course of treatment. Figures in italics indicate the base number of FP17s or Patient Questionnaire responses are less than 100. N/A is shown where the base number of responses is less than 10 during the period. % is calculated as Quantity/Base number*100

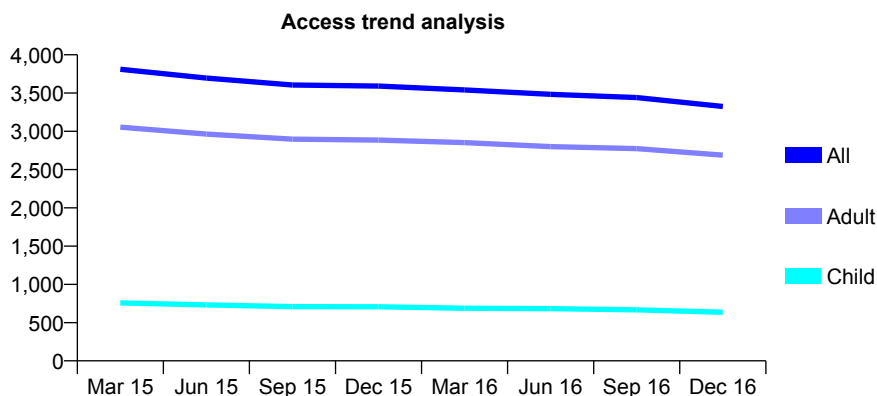
Q64 - Vital Signs At a Glance Contract Report for 184381/0003 - December 2016

Name or company name	Tetbury Dental Practice
Contract type name	GDS Contract
Purpose of contract	General
Contract start date	01/04/2012
Contract end date	

16/17 Contracted general activity (UDA)	11,640
Carry forward general activity (UDA)	437
16/17 Contracted orthodontic activity (UOA)	0
Carry forward orthodontic activity (UOA)	0
Baseline contract value	£238,521.24

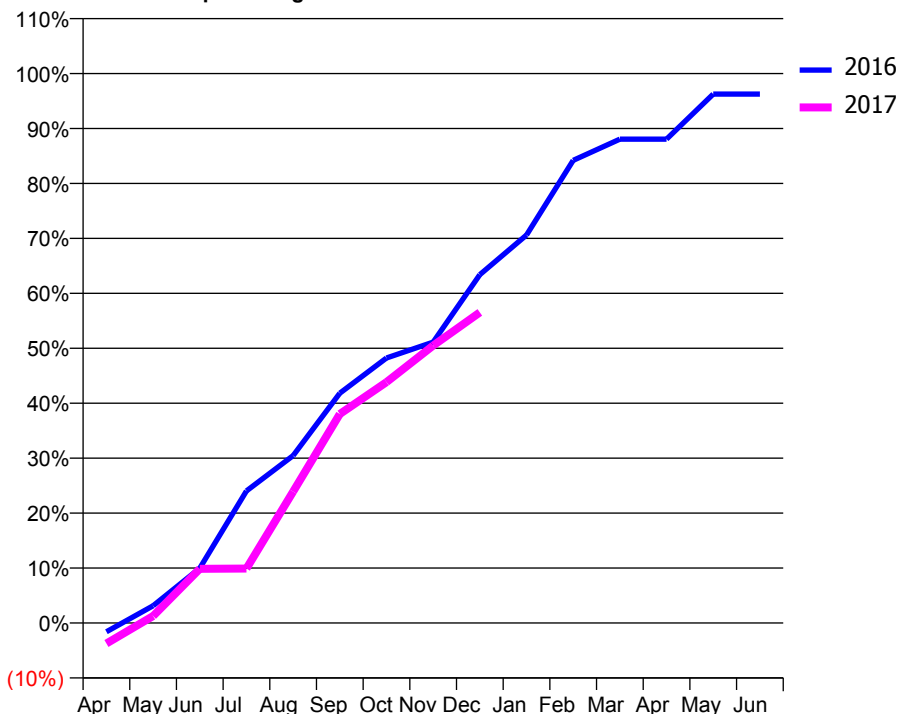
ACCESS*

Patients seen in 24 months	Total	Change since previous quarter
Quarter ending December 2015	3,591	
Quarter ending March 2016	3,541	↓
Quarter ending June 2016	3,483	↓
Quarter ending September 2016	3,441	↓
Quarter ending December 2016	3,324	↓
Variance since December 2015	(7.4%)	↓



ACTIVITY

Cumulative percentage of contracted UDA delivered 2016 & 2017



Month	Adjusted Scheduled Activity (UDA)	
	2016	2017
April	-187	-437
May	366	148
June	1,161	1,148
July	2,797	1,153
August	3,547	2,785
September	4,869	4,427
October	5,615	5,103
November	5,949	5,876
December	7,379	6,580
January	8,218	
February	9,801	
March	10,250	
April	10,250	
May	11,203	
June	11,203	

QUALITY

	Quantity	Base Number	Contract	AT	Region	England
% of FP17s for the same patient ID Re-attending within 3 months - Children	35	817	4.3%	9.7%	11.9%	12.4%
% of FP17s for the same patient ID Re-attending within 3 months - Adults	281	3,492	8.0%	14.2%	16.5%	16.6%
% of FP17s for the same patient ID Re-attending between 3 & 9 months - Children	583	817	71.4%	60.5%	60.2%	57.5%
% of FP17s for the same patient ID Re-attending between 3 & 9 months - Adults	2,328	3,492	66.7%	52.5%	52.0%	50.4%
% of FP17s for Band 1 Urgent Courses	368	3,744	9.8%	7.9%	9.5%	9.1%
% of FP17s Relating to Free Repair or Replacements	33	3,744	0.9%	0.8%	0.7%	0.8%
% of FP17s Relating to Continuations	46	3,744	1.2%	1.2%	1.2%	1.3%
% of Patients satisfied with the dentistry they have received	6	7	N/A	92.7%	92.9%	92.7%
% of Patients satisfied with the time they had to wait for an appointment	7	7	N/A	89.4%	88.8%	88.8%

* This is based on patients treated on this contract for their most recent course of treatment. Figures in italics indicate the base number of FP17s or Patient Questionnaire responses are less than 100. N/A is shown where the base number of responses is less than 10 during the period. % is calculated as Quantity/Base number*100

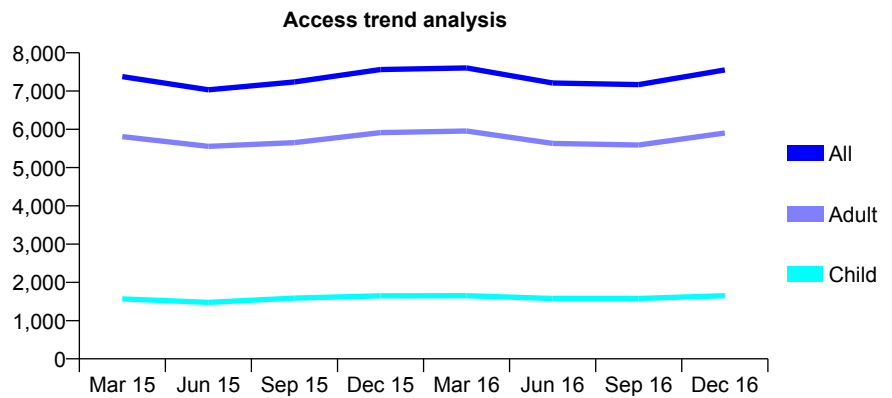
Q64 - Vital Signs At a Glance Contract Report for 184381/0004 - December 2016

Name or company name	Tetbury Dental Practice
Contract type name	GDS Contract
Purpose of contract	General
Contract start date	01/04/2012
Contract end date	

16/17 Contracted general activity (UDA)	18,740
Carry forward general activity (UDA)	0
16/17 Contracted orthodontic activity (UOA)	0
Carry forward orthodontic activity (UOA)	0
Baseline contract value	£392,790.40

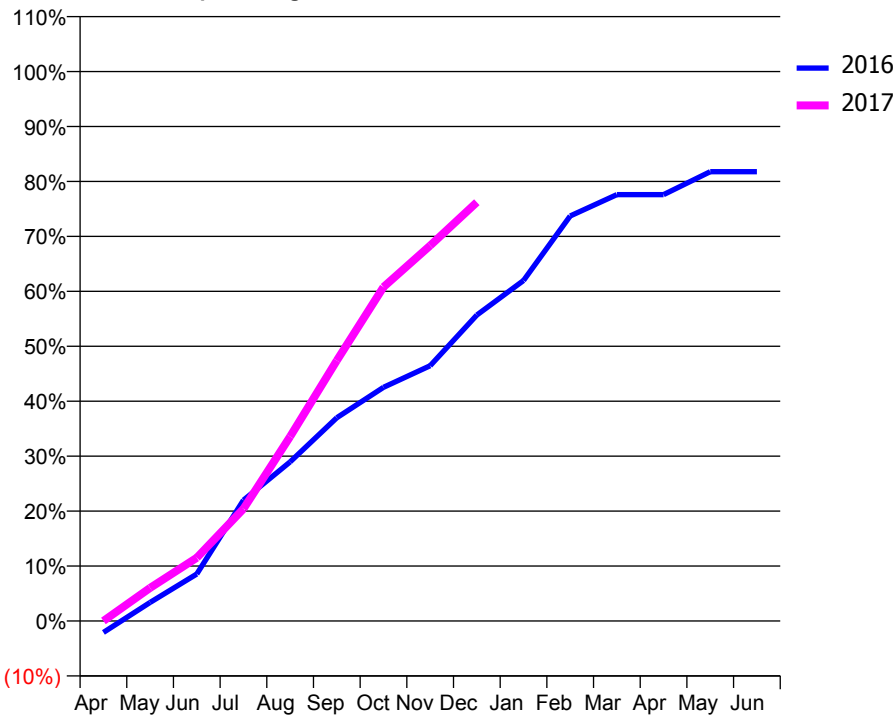
ACCESS*

Patients seen in 24 months	Total	Change since previous quarter
Quarter ending December 2015	7,562	
Quarter ending March 2016	7,604	→
Quarter ending June 2016	7,212	↓
Quarter ending September 2016	7,170	→
Quarter ending December 2016	7,552	↑
Variance since December 2015	(0.1%)	→



ACTIVITY

Cumulative percentage of contracted UDA delivered 2016 & 2017



Month	Adjusted Scheduled Activity (UDA)	
	2016	2017
April	-501	0
May	806	1,129
June	2,034	2,159
July	5,223	3,825
August	6,877	6,293
September	8,784	8,885
October	10,095	11,390
November	11,030	12,806
December	13,218	14,281
January	14,710	
February	17,500	
March	18,421	
April	18,421	
May	19,414	
June	19,414	

QUALITY

	Quantity	Base Number	Contract	AT	Region	England
% of FP17s for the same patient ID Re-attending within 3 months - Children	78	1,934	4.0%	9.7%	11.9%	12.4%
% of FP17s for the same patient ID Re-attending within 3 months - Adults	737	6,784	10.9%	14.2%	16.5%	16.6%
% of FP17s for the same patient ID Re-attending between 3 & 9 months - Children	1,216	1,934	62.9%	60.5%	60.2%	57.5%
% of FP17s for the same patient ID Re-attending between 3 & 9 months - Adults	3,516	6,784	51.8%	52.5%	52.0%	50.4%
% of FP17s for Band 1 Urgent Courses	640	8,085	7.9%	7.9%	9.5%	9.1%
% of FP17s Relating to Free Repair or Replacements	57	8,085	0.7%	0.8%	0.7%	0.8%
% of FP17s Relating to Continuations	126	8,085	1.6%	1.2%	1.2%	1.3%
% of Patients satisfied with the dentistry they have received	5	5	N/A	92.7%	92.9%	92.7%
% of Patients satisfied with the time they had to wait for an appointment	5	5	N/A	89.4%	88.8%	88.8%

* This is based on patients treated on this contract for their most recent course of treatment. Figures in italics indicate the base number of FP17s or Patient Questionnaire responses are less than 100. N/A is shown where the base number of responses is less than 10 during the period. % is calculated as Quantity/Base number*100

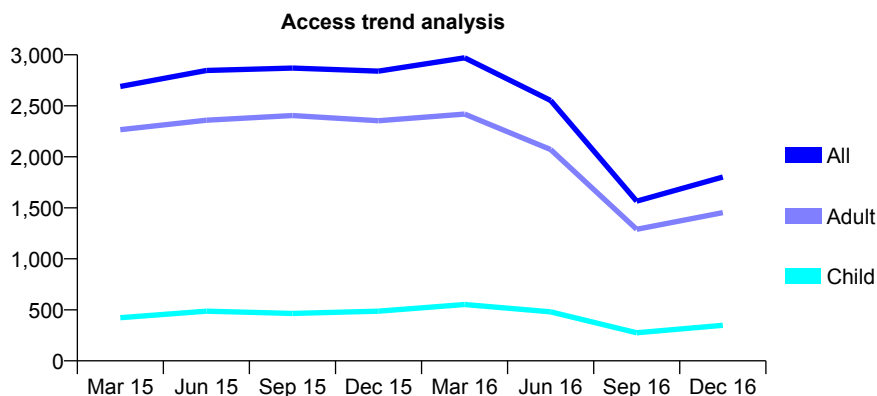
Q64 - Vital Signs At a Glance Contract Report for 186503/0001 - December 2016

Name or company name	The Market Place Dental Practice Partnersl
Contract type name	GDS Contract
Purpose of contract	General
Contract start date	01/10/2012
Contract end date	

16/17 Contracted general activity (UDA)	7,022
Carry forward general activity (UDA)	139
16/17 Contracted orthodontic activity (UOA)	0
Carry forward orthodontic activity (UOA)	0
Baseline contract value	£156,237.82

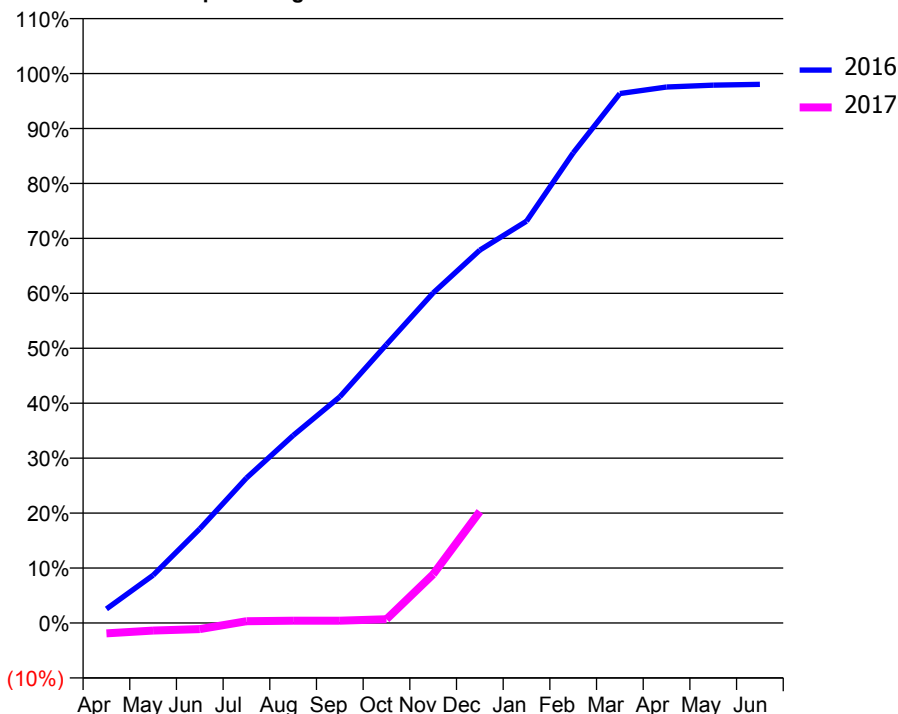
ACCESS*

Patients seen in 24 months	Total	Change since previous quarter
Quarter ending December 2015	2,840	
Quarter ending March 2016	2,971	↑
Quarter ending June 2016	2,552	↓
Quarter ending September 2016	1,565	↓
Quarter ending December 2016	1,802	↑
Variance since December 2015	(36.5%)	↓



ACTIVITY

Cumulative percentage of contracted UDA delivered 2016 & 2017



Month	Adjusted Scheduled Activity (UDA)	
	2016	2017
April	180	-134
May	611	-99
June	1,204	-80
July	1,853	24
August	2,397	29
September	2,890	29
October	3,559	48
November	4,219	623
December	4,765	1,426
January	5,135	
February	6,007	
March	6,765	
April	6,849	
May	6,872	
June	6,883	

QUALITY

	Quantity	Base Number	Contract	AT	Region	England
% of FP17s for the same patient ID Re-attending within 3 months - Children	5	188	2.7%	9.7%	11.9%	12.4%
% of FP17s for the same patient ID Re-attending within 3 months - Adults	24	747	3.2%	14.2%	16.5%	16.6%
% of FP17s for the same patient ID Re-attending between 3 & 9 months - Children	19	188	10.1%	60.5%	60.2%	57.5%
% of FP17s for the same patient ID Re-attending between 3 & 9 months - Adults	80	747	10.7%	52.5%	52.0%	50.4%
% of FP17s for Band 1 Urgent Courses	54	868	6.2%	7.9%	9.5%	9.1%
% of FP17s Relating to Free Repair or Replacements	2	868	0.2%	0.8%	0.7%	0.8%
% of FP17s Relating to Continuations	8	868	0.9%	1.2%	1.2%	1.3%
% of Patients satisfied with the dentistry they have received	3	3	N/A	92.7%	92.9%	92.7%
% of Patients satisfied with the time they had to wait for an appointment	2	3	N/A	89.4%	88.8%	88.8%

* This is based on patients treated on this contract for their most recent course of treatment. Figures in italics indicate the base number of FP17s or Patient Questionnaire responses are less than 100. N/A is shown where the base number of responses is less than 10 during the period. % is calculated as Quantity/Base number*100

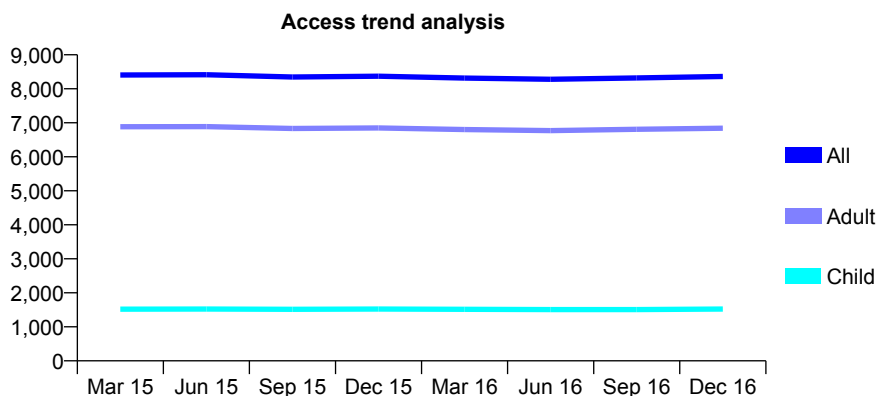
Q64 - Vital Signs At a Glance Contract Report for 187089/0001 - December 2016

Name or company name	Execudent Limited
Contract type name	GDS Contract
Purpose of contract	General
Contract start date	01/04/2012
Contract end date	

16/17 Contracted general activity (UDA)	29,491
Carry forward general activity (UDA)	185
16/17 Contracted orthodontic activity (UOA)	0
Carry forward orthodontic activity (UOA)	0
Baseline contract value	£598,928.12

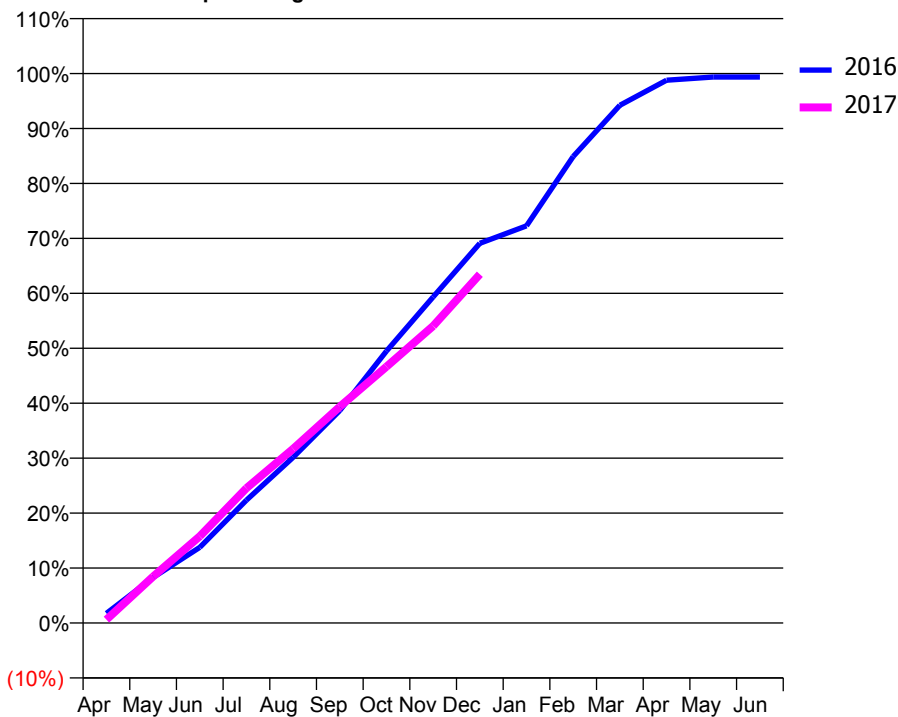
ACCESS*

Patients seen in 24 months	Total	Change since previous quarter
Quarter ending December 2015	8,372	
Quarter ending March 2016	8,316	→
Quarter ending June 2016	8,280	→
Quarter ending September 2016	8,319	→
Quarter ending December 2016	8,362	→
Variance since December 2015	(0.1%)	→



ACTIVITY

Cumulative percentage of contracted UDA delivered 2016 & 2017



Month	Adjusted Scheduled Activity (UDA)	
	2016	2017
April	517	179
May	2,447	2,495
June	4,064	4,653
July	6,597	7,238
August	8,891	9,350
September	11,405	11,613
October	14,599	13,758
November	17,504	15,941
December	20,379	18,717
January	21,316	
February	25,038	
March	27,787	
April	29,128	
May	29,306	
June	29,306	

QUALITY

	Quantity	Base Number	Contract	AT	Region	England
% of FP17s for the same patient ID Re-attending within 3 months - Children	61	1,580	3.9%	9.7%	11.9%	12.4%
% of FP17s for the same patient ID Re-attending within 3 months - Adults	773	7,323	10.6%	14.2%	16.5%	16.6%
% of FP17s for the same patient ID Re-attending between 3 & 9 months - Children	709	1,580	44.9%	60.5%	60.2%	57.5%
% of FP17s for the same patient ID Re-attending between 3 & 9 months - Adults	4,126	7,323	56.3%	52.5%	52.0%	50.4%
% of FP17s for Band 1 Urgent Courses	384	8,369	4.6%	7.9%	9.5%	9.1%
% of FP17s Relating to Free Repair or Replacements	50	8,369	0.6%	0.8%	0.7%	0.8%
% of FP17s Relating to Continuations	81	8,369	1.0%	1.2%	1.2%	1.3%
% of Patients satisfied with the dentistry they have received	28	30	93.3%	92.7%	92.9%	92.7%
% of Patients satisfied with the time they had to wait for an appointment	28	30	93.3%	89.4%	88.8%	88.8%

* This is based on patients treated on this contract for their most recent course of treatment. Figures in italics indicate the base number of FP17s or Patient Questionnaire responses are less than 100. N/A is shown where the base number of responses is less than 10 during the period. % is calculated as Quantity/Base number*100

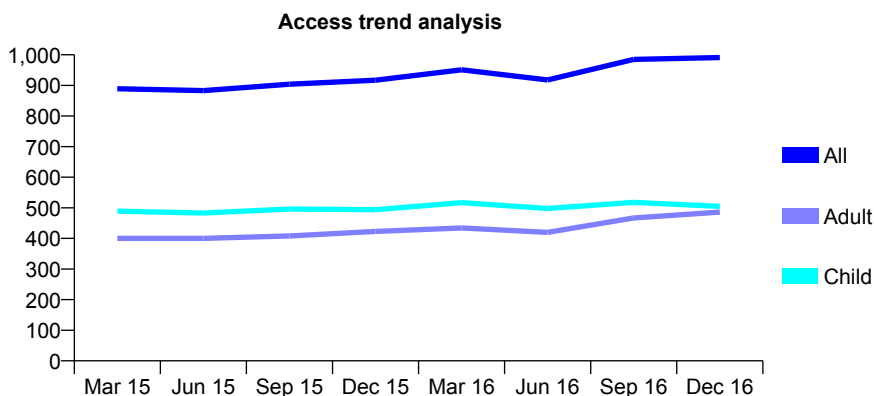
Q64 - Vital Signs At a Glance Contract Report for 190195/0004 - December 2016

Name or company name	Xeon Smiles UK Ltd
Contract type name	PDS Contract
Purpose of contract	General
Contract start date	01/04/2006
Contract end date	31/03/2017

16/17 Contracted general activity (UDA)	2,000
Carry forward general activity (UDA)	0
16/17 Contracted orthodontic activity (UOA)	0
Carry forward orthodontic activity (UOA)	0
Baseline contract value	£43,048.45

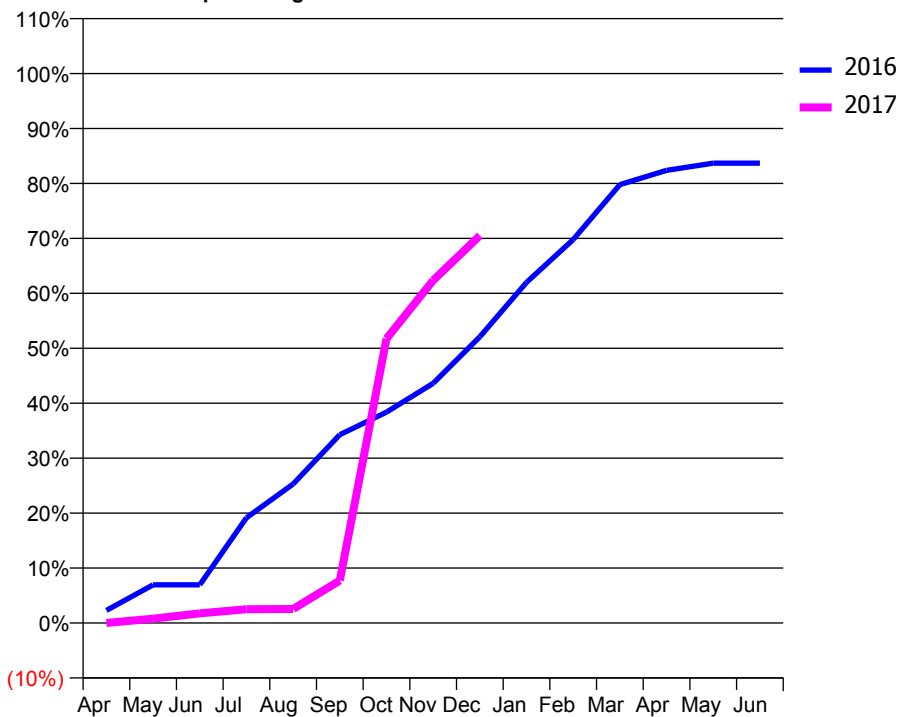
ACCESS*

Patients seen in 24 months	Total	Change since previous quarter
Quarter ending December 2015	917	
Quarter ending March 2016	951	↑
Quarter ending June 2016	918	↓
Quarter ending September 2016	985	↑
Quarter ending December 2016	991	→
Variance since December 2015	8.1%	↑



ACTIVITY

Cumulative percentage of contracted UDA delivered 2016 & 2017



Month	Adjusted Scheduled Activity (UDA)	
	2016	2017
April	46	0
May	139	16
June	139	35
July	383	50
August	506	51
September	685	155
October	768	1,035
November	872	1,247
December	1,042	1,410
January	1,240	
February	1,395	
March	1,596	
April	1,648	
May	1,674	
June	1,674	

QUALITY

	Quantity	Base Number	Contract	AT	Region	England
% of FP17s for the same patient ID Re-attending within 3 months - Children	17	581	2.9%	9.7%	11.9%	12.4%
% of FP17s for the same patient ID Re-attending within 3 months - Adults	18	396	4.5%	14.2%	16.5%	16.6%
% of FP17s for the same patient ID Re-attending between 3 & 9 months - Children	346	581	59.6%	60.5%	60.2%	57.5%
% of FP17s for the same patient ID Re-attending between 3 & 9 months - Adults	191	396	48.2%	52.5%	52.0%	50.4%
% of FP17s for Band 1 Urgent Courses	25	913	2.7%	7.9%	9.5%	9.1%
% of FP17s Relating to Free Repair or Replacements	0	913	0.0%	0.8%	0.7%	0.8%
% of FP17s Relating to Continuations	0	913	0.0%	1.2%	1.2%	1.3%
% of Patients satisfied with the dentistry they have received	1	1	N/A	92.7%	92.9%	92.7%
% of Patients satisfied with the time they had to wait for an appointment	1	1	N/A	89.4%	88.8%	88.8%

* This is based on patients treated on this contract for their most recent course of treatment. Figures in italics indicate the base number of FP17s or Patient Questionnaire responses are less than 100. N/A is shown where the base number of responses is less than 10 during the period. % is calculated as Quantity/Base number*100

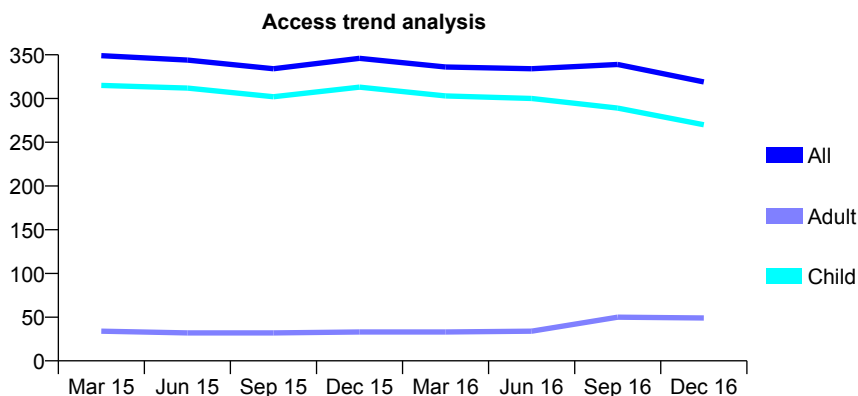
Q64 - Vital Signs At a Glance Contract Report for 191221/0001 - December 2016

Name or company name	Mid Wessex Orthodontic Clinic
Contract type name	GDS Contract
Purpose of contract	General and Orthodontic
Contract start date	01/03/2013
Contract end date	

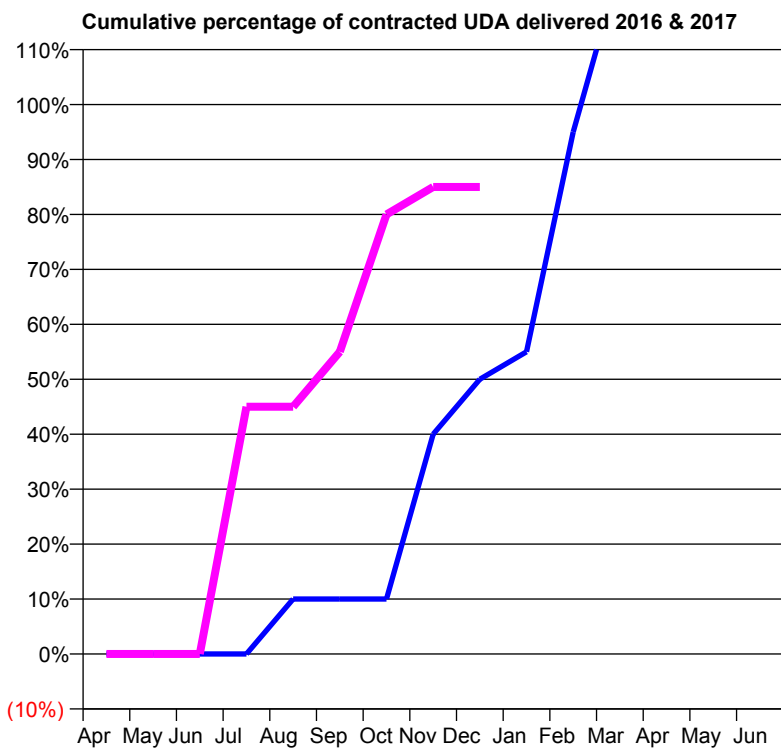
16/17 Contracted general activity (UDA)	20
Carry forward general activity (UDA)	0
16/17 Contracted orthodontic activity (UOA)	4,126
Carry forward orthodontic activity (UOA)	0
Baseline contract value	£274,913.80

ACCESS*

Patients seen in 24 months	Total	Change since previous quarter
Quarter ending December 2015	346	
Quarter ending March 2016	336	↓
Quarter ending June 2016	334	→
Quarter ending September 2016	339	→
Quarter ending December 2016	319	↓
Variance since December 2015	(7.8%)	↓



ACTIVITY



Month	Adjusted Scheduled Activity (UDA)	
	2016	2017
April	0	0
May	0	0
June	0	0
July	0	9
August	2	9
September	2	11
October	2	16
November	8	17
December	10	17
January	11	
February	19	
March	25	
April	25	
May	25	
June	25	

QUALITY

	Quantity	Base Number	Contract	AT	Region	England
% of FP17s for the same patient ID Re-attending within 3 months - Children	1	682	0.1%	9.7%	11.9%	12.4%
% of FP17s for the same patient ID Re-attending within 3 months - Adults	0	39	0.0%	14.2%	16.5%	16.6%
% of FP17s for the same patient ID Re-attending between 3 & 9 months - Children	2	682	0.3%	60.5%	60.2%	57.5%
% of FP17s for the same patient ID Re-attending between 3 & 9 months - Adults	1	39	2.6%	52.5%	52.0%	50.4%
% of FP17s for Band 1 Urgent Courses	0	17	0.0%	7.9%	9.5%	9.1%
% of FP17s Relating to Free Repair or Replacements	0	17	0.0%	0.8%	0.7%	0.8%
% of FP17s Relating to Continuations	0	17	0.0%	1.2%	1.2%	1.3%
% of Patients satisfied with the dentistry they have received	0	0	N/A	92.7%	92.9%	92.7%
% of Patients satisfied with the time they had to wait for an appointment	0	0	N/A	89.4%	88.8%	88.8%

* This is based on patients treated on this contract for their most recent course of treatment. Figures in italics indicate the base number of FP17s or Patient Questionnaire responses are less than 100. N/A is shown where the base number of responses is less than 10 during the period. % is calculated as Quantity/Base number*100

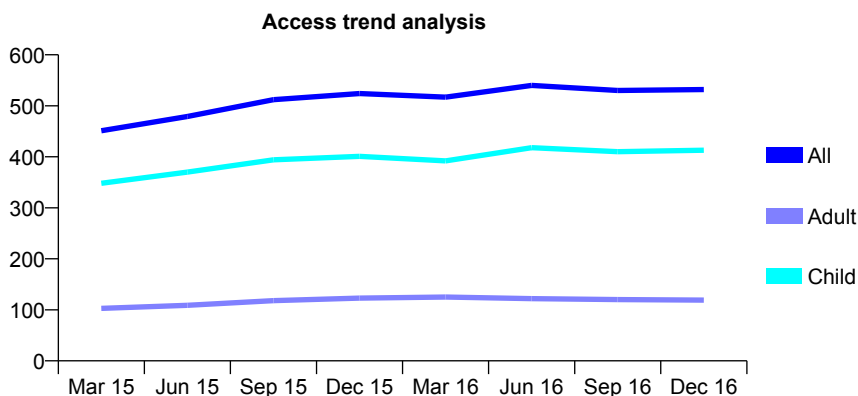
Q64 - Vital Signs At a Glance Contract Report for 193046/0001 - December 2016

Name or company name	Mr Ahmed Giaziri
Contract type name	GDS Contract
Purpose of contract	General
Contract start date	20/11/2013
Contract end date	

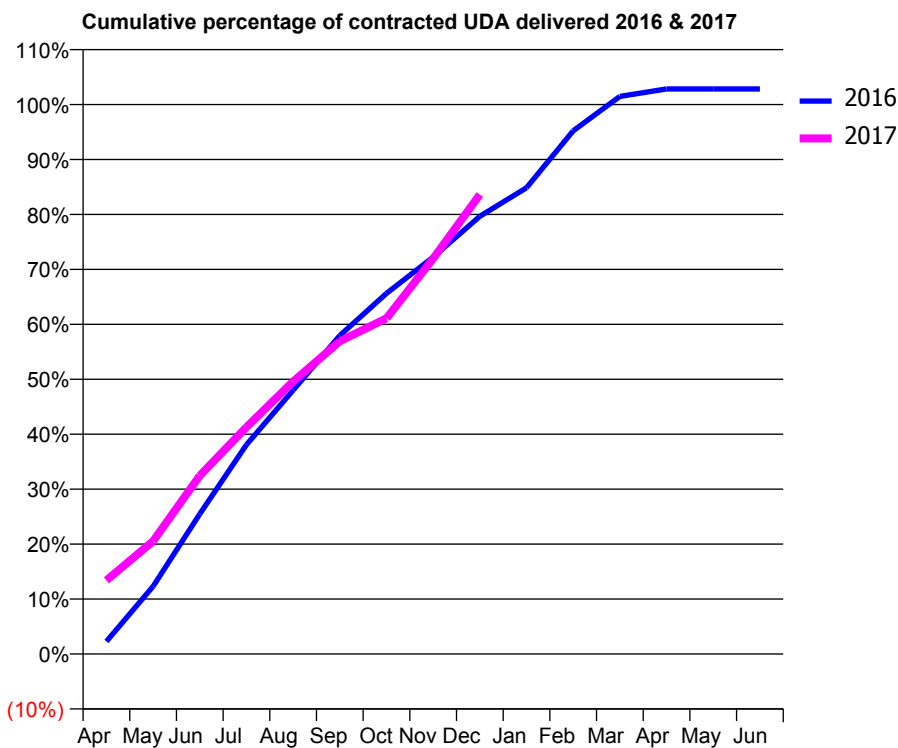
16/17 Contracted general activity (UDA)	1,000
Carry forward general activity (UDA)	-20
16/17 Contracted orthodontic activity (UOA)	0
Carry forward orthodontic activity (UOA)	0
Baseline contract value	£23,781.48

ACCESS*

Patients seen in 24 months	Total	Change since previous quarter
Quarter ending December 2015	524	
Quarter ending March 2016	517	↓
Quarter ending June 2016	540	↑
Quarter ending September 2016	530	↓
Quarter ending December 2016	532	→
Variance since December 2015	1.5%	→



ACTIVITY



Month	Adjusted Scheduled Activity (UDA)	
	2016	2017
April	23	134
May	123	205
June	255	325
July	381	413
August	480	496
September	580	569
October	656	611
November	722	720
December	797	836
January	849	
February	952	
March	1,015	
April	1,028	
May	1,028	
June	1,028	

QUALITY

	Quantity	Base Number	Contract	AT	Region	England
% of FP17s for the same patient ID Re-attending within 3 months - Children	21	528	4.0%	9.7%	11.9%	12.4%
% of FP17s for the same patient ID Re-attending within 3 months - Adults	15	98	15.3%	14.2%	16.5%	16.6%
% of FP17s for the same patient ID Re-attending between 3 & 9 months - Children	349	528	66.1%	60.5%	60.2%	57.5%
% of FP17s for the same patient ID Re-attending between 3 & 9 months - Adults	62	98	63.3%	52.5%	52.0%	50.4%
% of FP17s for Band 1 Urgent Courses	26	619	4.2%	7.9%	9.5%	9.1%
% of FP17s Relating to Free Repair or Replacements	0	619	0.0%	0.8%	0.7%	0.8%
% of FP17s Relating to Continuations	0	619	0.0%	1.2%	1.2%	1.3%
% of Patients satisfied with the dentistry they have received	2	2	N/A	92.7%	92.9%	92.7%
% of Patients satisfied with the time they had to wait for an appointment	2	2	N/A	89.4%	88.8%	88.8%

* This is based on patients treated on this contract for their most recent course of treatment. Figures in italics indicate the base number of FP17s or Patient Questionnaire responses are less than 100. N/A is shown where the base number of responses is less than 10 during the period. % is calculated as Quantity/Base number*100

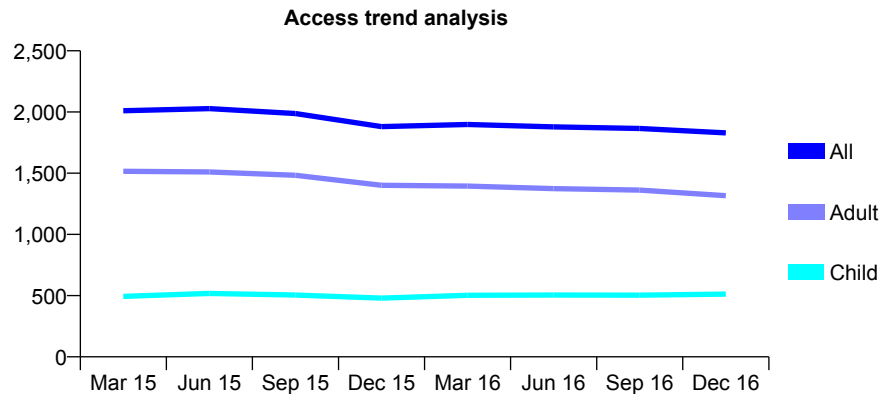
Q64 - Vital Signs At a Glance Contract Report for 194360/0001 - December 2016

Name or company name	Dr M Alizadeh
Contract type name	GDS Contract
Purpose of contract	General
Contract start date	01/11/2010
Contract end date	

16/17 Contracted general activity (UDA)	7,052
Carry forward general activity (UDA)	0
16/17 Contracted orthodontic activity (UOA)	0
Carry forward orthodontic activity (UOA)	0
Baseline contract value	£164,499.64

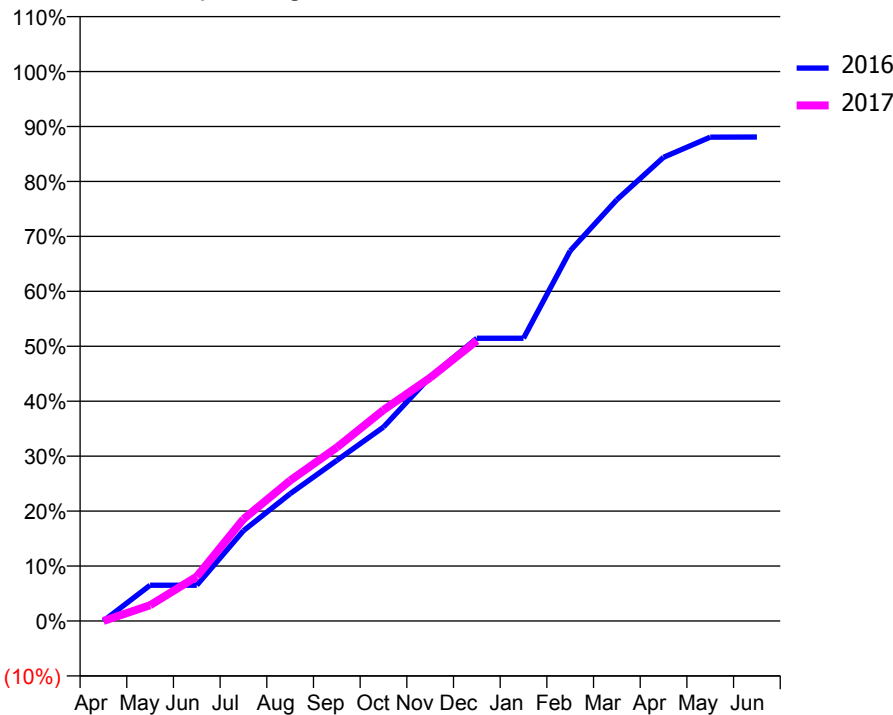
ACCESS*

Patients seen in 24 months	Total	Change since previous quarter
Quarter ending December 2015	1,881	
Quarter ending March 2016	1,898	→
Quarter ending June 2016	1,879	↓
Quarter ending September 2016	1,866	→
Quarter ending December 2016	1,829	↓
Variance since December 2015	(2.8%)	↓



ACTIVITY

Cumulative percentage of contracted UDA delivered 2016 & 2017



Month	Adjusted Scheduled Activity (UDA)	
	2016	2017
April	0	0
May	531	204
June	531	571
July	1,340	1,309
August	1,889	1,803
September	2,383	2,228
October	2,878	2,708
November	3,622	3,123
December	4,196	3,598
January	4,196	
February	5,493	
March	6,252	
April	6,880	
May	7,179	
June	7,180	

QUALITY

	Quantity	Base Number	Contract	AT	Region	England
% of FP17s for the same patient ID Re-attending within 3 months - Children	84	550	15.3%	9.7%	11.9%	12.4%
% of FP17s for the same patient ID Re-attending within 3 months - Adults	214	1,265	16.9%	14.2%	16.5%	16.6%
% of FP17s for the same patient ID Re-attending between 3 & 9 months - Children	256	550	46.5%	60.5%	60.2%	57.5%
% of FP17s for the same patient ID Re-attending between 3 & 9 months - Adults	637	1,265	50.4%	52.5%	52.0%	50.4%
% of FP17s for Band 1 Urgent Courses	178	1,558	11.4%	7.9%	9.5%	9.1%
% of FP17s Relating to Free Repair or Replacements	2	1,558	0.1%	0.8%	0.7%	0.8%
% of FP17s Relating to Continuations	24	1,558	1.5%	1.2%	1.2%	1.3%
% of Patients satisfied with the dentistry they have received	6	6	N/A	92.7%	92.9%	92.7%
% of Patients satisfied with the time they had to wait for an appointment	5	6	N/A	89.4%	88.8%	88.8%

* This is based on patients treated on this contract for their most recent course of treatment. Figures in italics indicate the base number of FP17s or Patient Questionnaire responses are less than 100. N/A is shown where the base number of responses is less than 10 during the period. % is calculated as Quantity/Base number*100

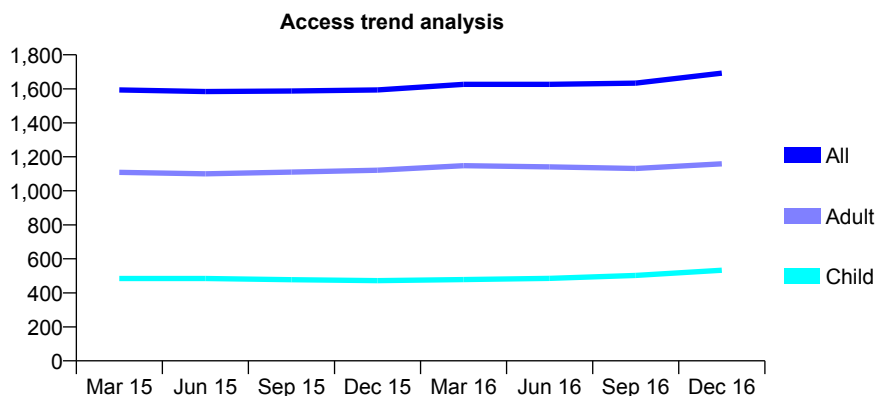
Q64 - Vital Signs At a Glance Contract Report for 198013/0001 - December 2016

Name or company name	Mr M Monsef
Contract type name	GDS Contract
Purpose of contract	General
Contract start date	01/01/2012
Contract end date	

16/17 Contracted general activity (UDA)	6,000
Carry forward general activity (UDA)	28
16/17 Contracted orthodontic activity (UOA)	0
Carry forward orthodontic activity (UOA)	0
Baseline contract value	£140,013.18

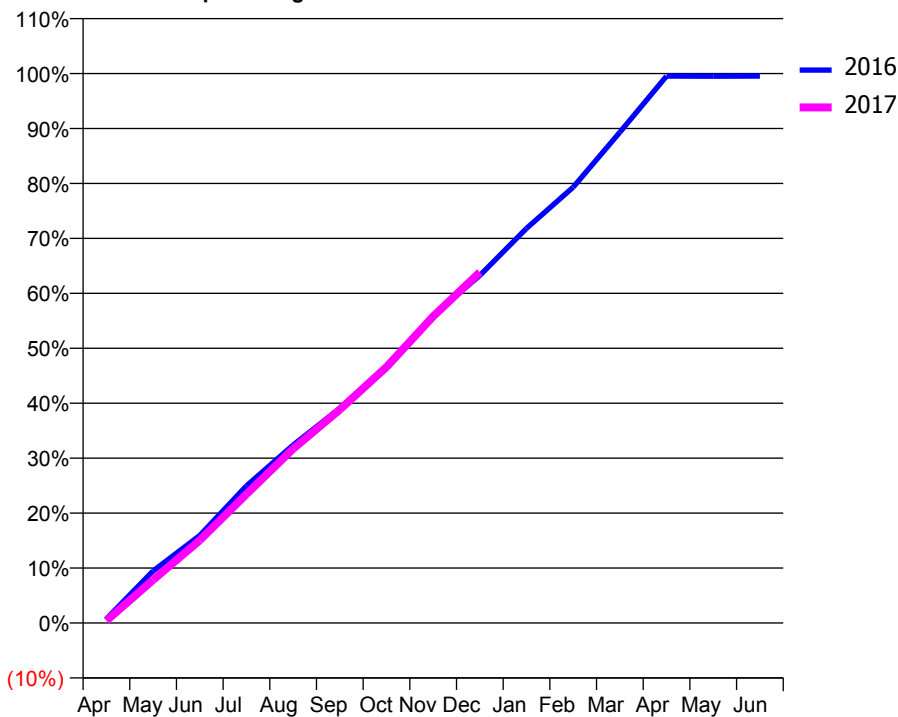
ACCESS*

Patients seen in 24 months	Total	Change since previous quarter
Quarter ending December 2015	1,593	
Quarter ending March 2016	1,626	↑
Quarter ending June 2016	1,626	→
Quarter ending September 2016	1,633	→
Quarter ending December 2016	1,692	↑
Variance since December 2015	6.2%	↑



ACTIVITY

Cumulative percentage of contracted UDA delivered 2016 & 2017



Adjusted Scheduled Activity (UDA)

Month	2016	2017
April	46	26
May	568	471
June	955	903
July	1,498	1,408
August	1,944	1,902
September	2,345	2,330
October	2,796	2,795
November	3,363	3,348
December	3,795	3,831
January	4,309	
February	4,759	
March	5,358	
April	5,972	
May	5,971	
June	5,972	

QUALITY

	Quantity	Base Number	Contract	AT	Region	England
% of FP17s for the same patient ID Re-attending within 3 months - Children	35	616	5.7%	9.7%	11.9%	12.4%
% of FP17s for the same patient ID Re-attending within 3 months - Adults	156	1,304	12.0%	14.2%	16.5%	16.6%
% of FP17s for the same patient ID Re-attending between 3 & 9 months - Children	412	616	66.9%	60.5%	60.2%	57.5%
% of FP17s for the same patient ID Re-attending between 3 & 9 months - Adults	898	1,304	68.9%	52.5%	52.0%	50.4%
% of FP17s for Band 1 Urgent Courses	73	1,693	4.3%	7.9%	9.5%	9.1%
% of FP17s Relating to Free Repair or Replacements	12	1,693	0.7%	0.8%	0.7%	0.8%
% of FP17s Relating to Continuations	18	1,693	1.1%	1.2%	1.2%	1.3%
% of Patients satisfied with the dentistry they have received	3	3	N/A	92.7%	92.9%	92.7%
% of Patients satisfied with the time they had to wait for an appointment	3	3	N/A	89.4%	88.8%	88.8%

* This is based on patients treated on this contract for their most recent course of treatment. Figures in italics indicate the base number of FP17s or Patient Questionnaire responses are less than 100. N/A is shown where the base number of responses is less than 10 during the period. % is calculated as Quantity/Base number*100

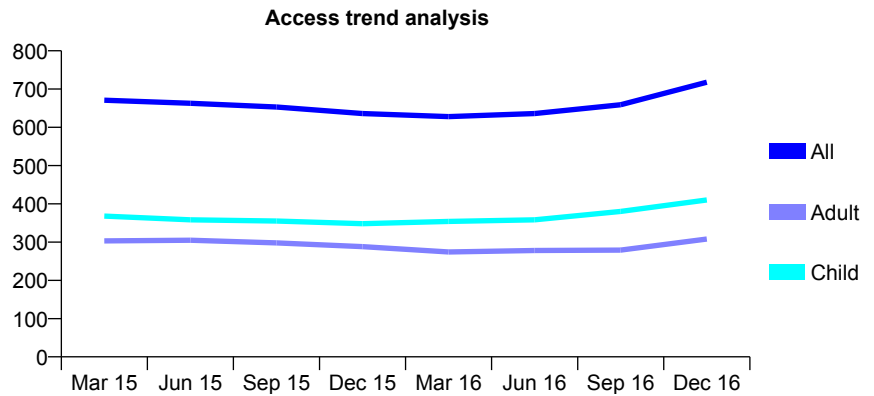
Q64 - Vital Signs At a Glance Contract Report for 198137/0001 - December 2016

Name or company name	London Road Dental Practice
Contract type name	GDS Contract
Purpose of contract	General
Contract start date	01/10/2012
Contract end date	

16/17 Contracted general activity (UDA)	1,673
Carry forward general activity (UDA)	0
16/17 Contracted orthodontic activity (UOA)	0
Carry forward orthodontic activity (UOA)	0
Baseline contract value	£35,388.49

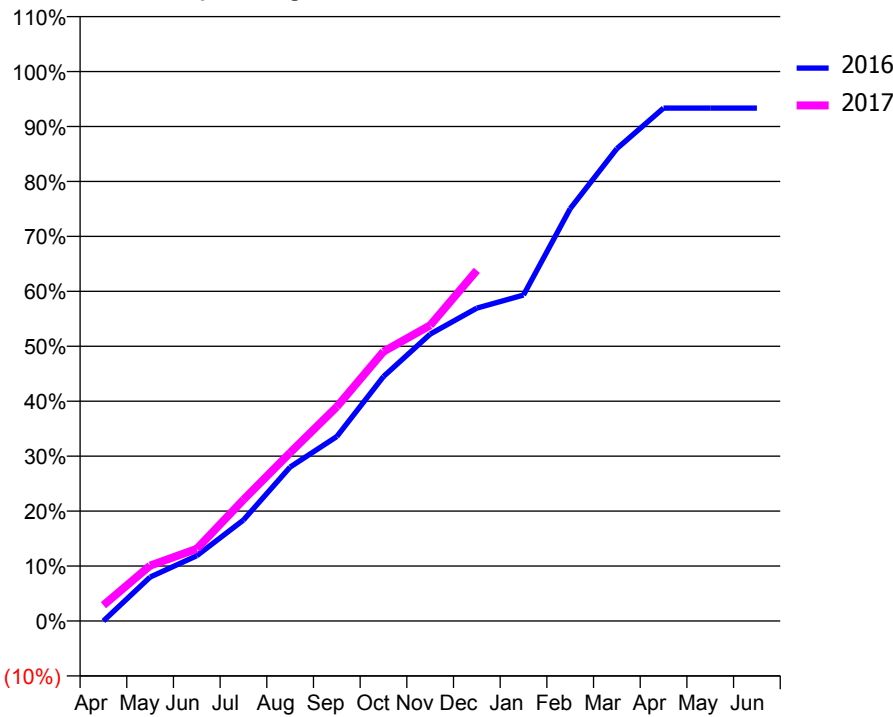
ACCESS*

Patients seen in 24 months	Total	Change since previous quarter
Quarter ending December 2015	636	
Quarter ending March 2016	628	↓
Quarter ending June 2016	636	→
Quarter ending September 2016	659	↑
Quarter ending December 2016	718	↑
Variance since December 2015	12.9%	↑



ACTIVITY

Cumulative percentage of contracted UDA delivered 2016 & 2017



Month	Adjusted Scheduled Activity (UDA)	
	2016	2017
April	0	48
May	142	169
June	211	220
July	327	369
August	499	512
September	597	652
October	792	820
November	929	900
December	1,014	1,068
January	1,056	
February	1,336	
March	1,530	
April	1,662	
May	1,662	
June	1,662	

QUALITY

	Quantity	Base Number	Contract	AT	Region	England
% of FP17s for the same patient ID Re-attending within 3 months - Children	47	566	8.3%	9.7%	11.9%	12.4%
% of FP17s for the same patient ID Re-attending within 3 months - Adults	20	268	7.5%	14.2%	16.5%	16.6%
% of FP17s for the same patient ID Re-attending between 3 & 9 months - Children	362	566	64.0%	60.5%	60.2%	57.5%
% of FP17s for the same patient ID Re-attending between 3 & 9 months - Adults	138	268	51.5%	52.5%	52.0%	50.4%
% of FP17s for Band 1 Urgent Courses	38	770	4.9%	7.9%	9.5%	9.1%
% of FP17s Relating to Free Repair or Replacements	3	770	0.4%	0.8%	0.7%	0.8%
% of FP17s Relating to Continuations	1	770	0.1%	1.2%	1.2%	1.3%
% of Patients satisfied with the dentistry they have received	0	0	N/A	92.7%	92.9%	92.7%
% of Patients satisfied with the time they had to wait for an appointment	0	0	N/A	89.4%	88.8%	88.8%

* This is based on patients treated on this contract for their most recent course of treatment. Figures in italics indicate the base number of FP17s or Patient Questionnaire responses are less than 100. N/A is shown where the base number of responses is less than 10 during the period. % is calculated as Quantity/Base number*100

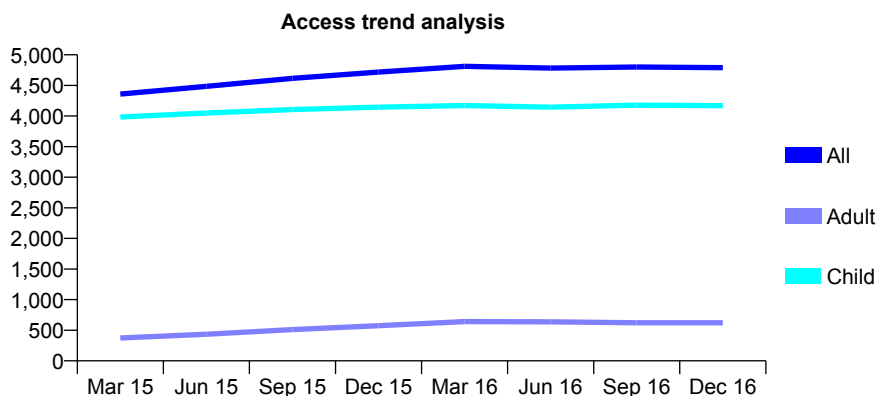
Q64 - Vital Signs At a Glance Contract Report for 198846/0001 - December 2016

Name or company name	St James Dental - Quedgeley
Contract type name	GDS Contract
Purpose of contract	General
Contract start date	01/04/2014
Contract end date	

16/17 Contracted general activity (UDA)	13,750
Carry forward general activity (UDA)	0
16/17 Contracted orthodontic activity (UOA)	0
Carry forward orthodontic activity (UOA)	0
Baseline contract value	£318,325.29

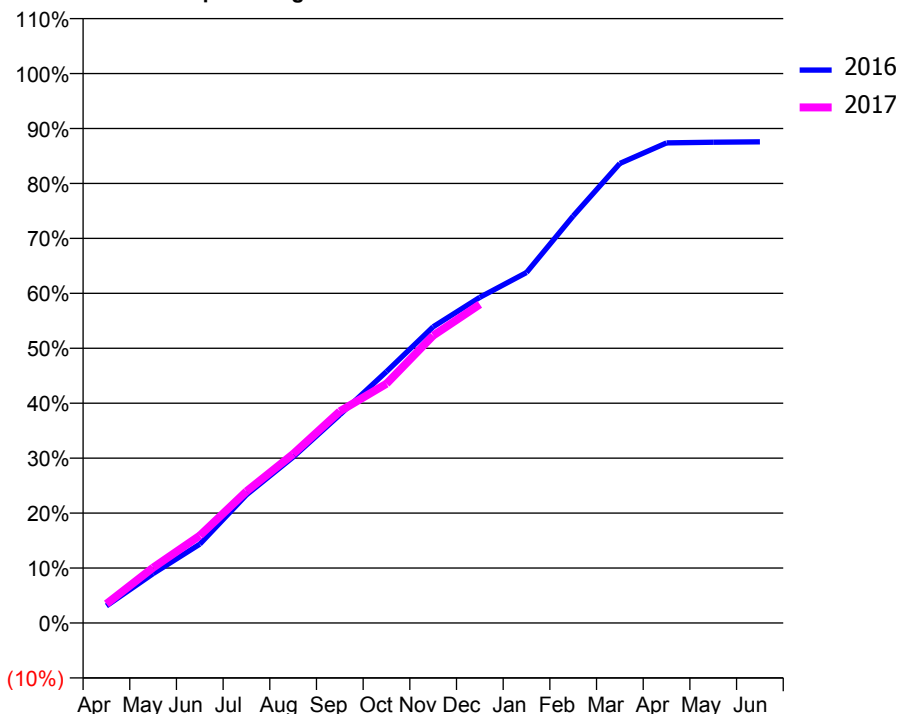
ACCESS*

Patients seen in 24 months	Total	Change since previous quarter
Quarter ending December 2015	4,718	
Quarter ending March 2016	4,811	→
Quarter ending June 2016	4,783	→
Quarter ending September 2016	4,800	→
Quarter ending December 2016	4,789	→
Variance since December 2015	1.5%	→



ACTIVITY

Cumulative percentage of contracted UDA delivered 2016 & 2017



Month	Adjusted Scheduled Activity (UDA)	
	2016	2017
April	430	479
May	1,235	1,388
June	1,974	2,187
July	3,210	3,296
August	4,154	4,228
September	5,211	5,297
October	6,293	5,986
November	7,413	7,193
December	8,150	7,973
January	8,771	
February	10,185	
March	11,499	
April	12,012	
May	12,029	
June	12,039	

QUALITY

	Quantity	Base Number	Contract	AT	Region	England
% of FP17s for the same patient ID Re-attending within 3 months - Children	1,010	6,235	16.2%	9.7%	11.9%	12.4%
% of FP17s for the same patient ID Re-attending within 3 months - Adults	21	234	9.0%	14.2%	16.5%	16.6%
% of FP17s for the same patient ID Re-attending between 3 & 9 months - Children	4,241	6,235	68.0%	60.5%	60.2%	57.5%
% of FP17s for the same patient ID Re-attending between 3 & 9 months - Adults	181	234	77.4%	52.5%	52.0%	50.4%
% of FP17s for Band 1 Urgent Courses	345	6,117	5.6%	7.9%	9.5%	9.1%
% of FP17s Relating to Free Repair or Replacements	18	6,117	0.3%	0.8%	0.7%	0.8%
% of FP17s Relating to Continuations	5	6,117	0.1%	1.2%	1.2%	1.3%
% of Patients satisfied with the dentistry they have received	3	3	N/A	92.7%	92.9%	92.7%
% of Patients satisfied with the time they had to wait for an appointment	3	3	N/A	89.4%	88.8%	88.8%

* This is based on patients treated on this contract for their most recent course of treatment. Figures in italics indicate the base number of FP17s or Patient Questionnaire responses are less than 100. N/A is shown where the base number of responses is less than 10 during the period. % is calculated as Quantity/Base number*100

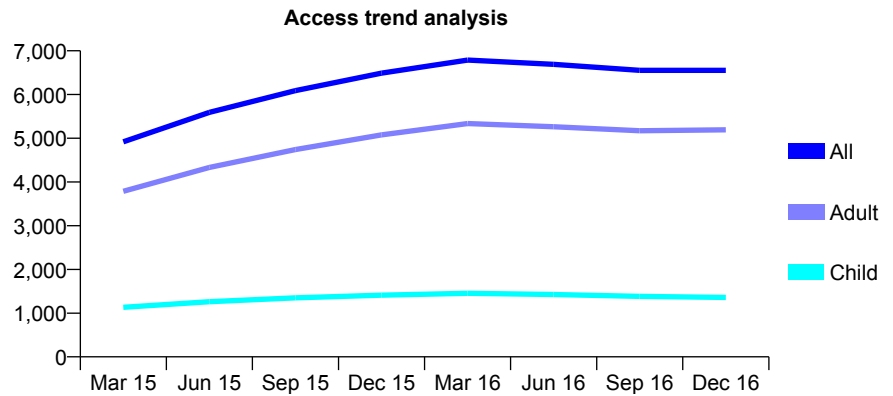
Q64 - Vital Signs At a Glance Contract Report for 198854/0001 - December 2016

Name or company name	Thomas, Huws & Associates
Contract type name	GDS Contract
Purpose of contract	General
Contract start date	01/04/2014
Contract end date	

16/17 Contracted general activity (UDA)	17,471
Carry forward general activity (UDA)	0
16/17 Contracted orthodontic activity (UOA)	0
Carry forward orthodontic activity (UOA)	0
Baseline contract value	£372,092.21

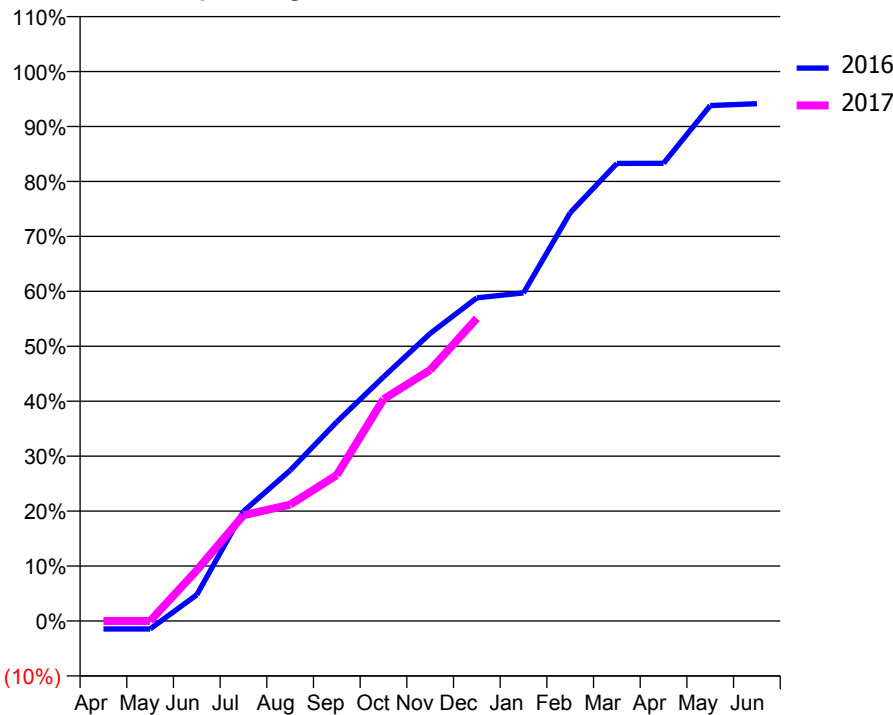
ACCESS*

Patients seen in 24 months	Total	Change since previous quarter
Quarter ending December 2015	6,488	
Quarter ending March 2016	6,788	↑
Quarter ending June 2016	6,689	↓
Quarter ending September 2016	6,553	↓
Quarter ending December 2016	6,552	→
Variance since December 2015	1.0%	→



ACTIVITY

Cumulative percentage of contracted UDA delivered 2016 & 2017



Month	Adjusted Scheduled Activity (UDA)	
	2016	2017
April	-257	0
May	-257	0
June	834	1,613
July	3,488	3,363
August	4,790	3,698
September	6,330	4,640
October	7,762	7,052
November	9,142	7,981
December	10,274	9,624
January	10,432	
February	12,982	
March	14,549	
April	14,553	
May	16,388	
June	16,446	

QUALITY

	Quantity	Base Number	Contract	AT	Region	England
% of FP17s for the same patient ID Re-attending within 3 months - Children	137	1,347	10.2%	9.7%	11.9%	12.4%
% of FP17s for the same patient ID Re-attending within 3 months - Adults	698	5,026	13.9%	14.2%	16.5%	16.6%
% of FP17s for the same patient ID Re-attending between 3 & 9 months - Children	708	1,347	52.6%	60.5%	60.2%	57.5%
% of FP17s for the same patient ID Re-attending between 3 & 9 months - Adults	2,758	5,026	54.9%	52.5%	52.0%	50.4%
% of FP17s for Band 1 Urgent Courses	265	5,393	4.9%	7.9%	9.5%	9.1%
% of FP17s Relating to Free Repair or Replacements	30	5,393	0.6%	0.8%	0.7%	0.8%
% of FP17s Relating to Continuations	27	5,393	0.5%	1.2%	1.2%	1.3%
% of Patients satisfied with the dentistry they have received	17	20	85.0%	92.7%	92.9%	92.7%
% of Patients satisfied with the time they had to wait for an appointment	19	20	95.0%	89.4%	88.8%	88.8%

* This is based on patients treated on this contract for their most recent course of treatment. Figures in italics indicate the base number of FP17s or Patient Questionnaire responses are less than 100. N/A is shown where the base number of responses is less than 10 during the period. % is calculated as Quantity/Base number*100

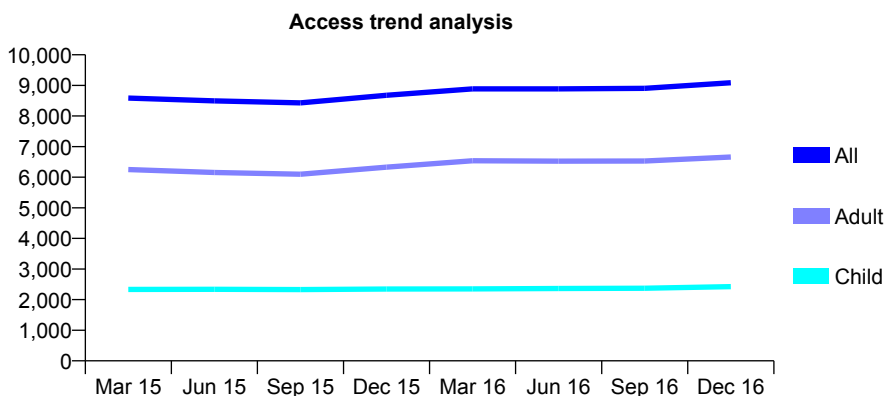
Q64 - Vital Signs At a Glance Contract Report for 199648/0001 - December 2016

Name or company name	opaleye & middlefell ltd
Contract type name	GDS Contract
Purpose of contract	General
Contract start date	06/09/2010
Contract end date	

16/17 Contracted general activity (UDA)	24,000
Carry forward general activity (UDA)	-436
16/17 Contracted orthodontic activity (UOA)	0
Carry forward orthodontic activity (UOA)	0
Baseline contract value	£597,363.34

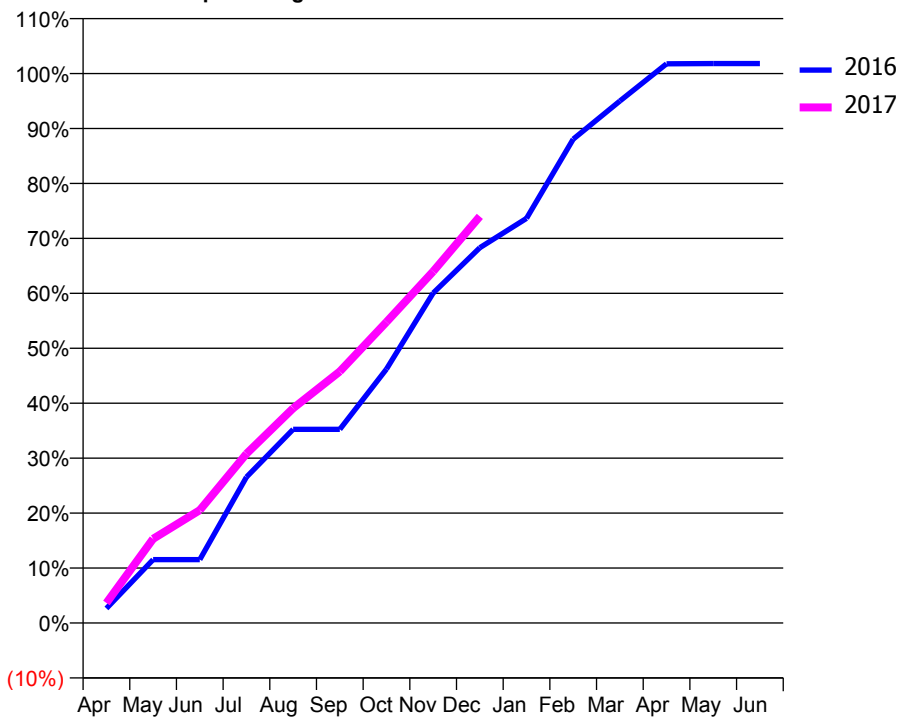
ACCESS*

Patients seen in 24 months	Total	Change since previous quarter
Quarter ending December 2015	8,677	
Quarter ending March 2016	8,886	↑
Quarter ending June 2016	8,887	→
Quarter ending September 2016	8,904	→
Quarter ending December 2016	9,085	↑
Variance since December 2015	4.7%	↑



ACTIVITY

Cumulative percentage of contracted UDA delivered 2016 & 2017



Month	Adjusted Scheduled Activity (UDA)	
	2016	2017
April	640	874
May	2,768	3,676
June	2,768	4,930
July	6,375	7,393
August	8,462	9,379
September	8,462	10,987
October	11,092	13,146
November	14,413	15,353
December	16,389	17,762
January	17,675	
February	21,133	
March	22,796	
April	24,424	
May	24,436	
June	24,436	

QUALITY

	Quantity	Base Number	Contract	AT	Region	England
% of FP17s for the same patient ID Re-attending within 3 months - Children	184	2,851	6.5%	9.7%	11.9%	12.4%
% of FP17s for the same patient ID Re-attending within 3 months - Adults	922	5,614	16.4%	14.2%	16.5%	16.6%
% of FP17s for the same patient ID Re-attending between 3 & 9 months - Children	1,752	2,851	61.5%	60.5%	60.2%	57.5%
% of FP17s for the same patient ID Re-attending between 3 & 9 months - Adults	2,789	5,614	49.7%	52.5%	52.0%	50.4%
% of FP17s for Band 1 Urgent Courses	812	7,786	10.4%	7.9%	9.5%	9.1%
% of FP17s Relating to Free Repair or Replacements	81	7,786	1.0%	0.8%	0.7%	0.8%
% of FP17s Relating to Continuations	140	7,786	1.8%	1.2%	1.2%	1.3%
% of Patients satisfied with the dentistry they have received	36	38	94.7%	92.7%	92.9%	92.7%
% of Patients satisfied with the time they had to wait for an appointment	35	38	92.1%	89.4%	88.8%	88.8%

* This is based on patients treated on this contract for their most recent course of treatment. Figures in italics indicate the base number of FP17s or Patient Questionnaire responses are less than 100. N/A is shown where the base number of responses is less than 10 during the period. % is calculated as Quantity/Base number*100

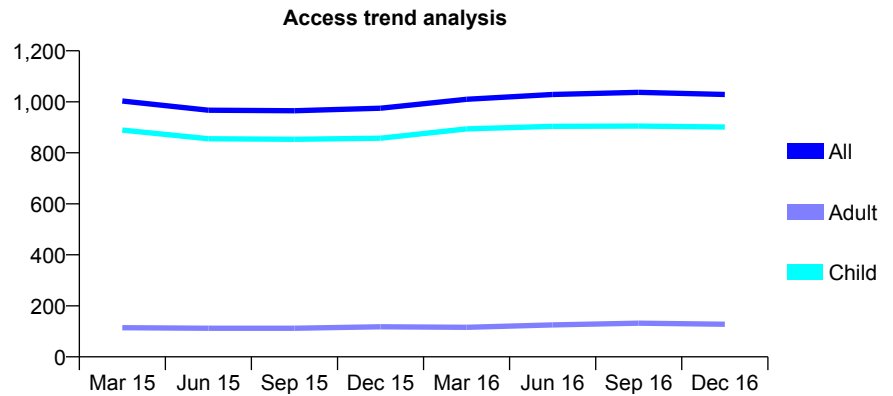
Q64 - Vital Signs At a Glance Contract Report for 233544/0001 - December 2016

Name or company name	MR D LYONS
Contract type name	GDS Contract
Purpose of contract	General and Orthodontic
Contract start date	01/03/2008
Contract end date	

16/17 Contracted general activity (UDA)	1,909
Carry forward general activity (UDA)	5
16/17 Contracted orthodontic activity (UOA)	1,065
Carry forward orthodontic activity (UOA)	0
Baseline contract value	£115,809.34

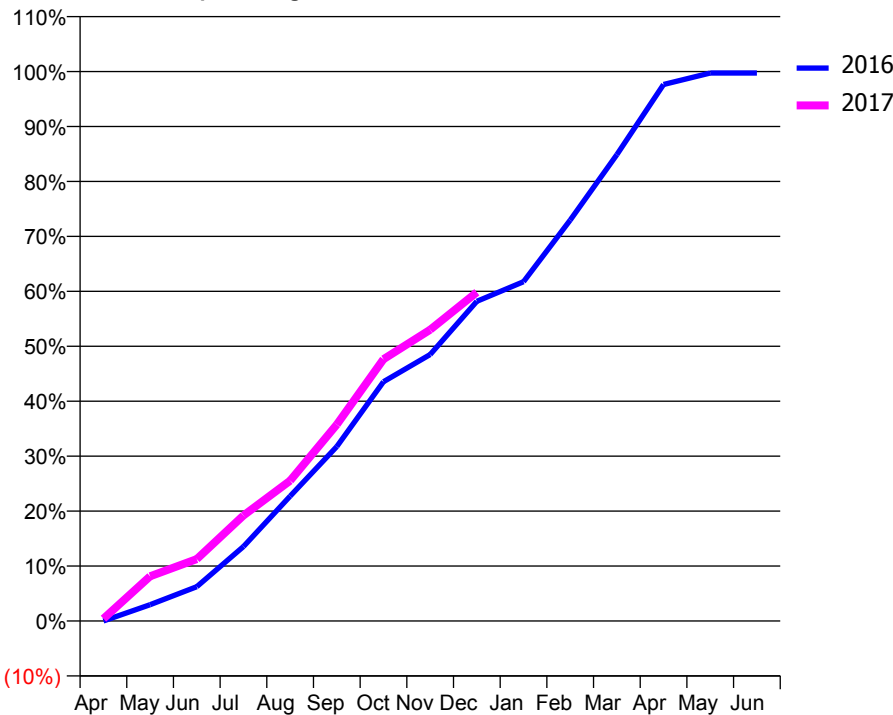
ACCESS*

Patients seen in 24 months	Total	Change since previous quarter
Quarter ending December 2015	975	
Quarter ending March 2016	1,010	↑
Quarter ending June 2016	1,029	→
Quarter ending September 2016	1,037	→
Quarter ending December 2016	1,029	→
Variance since December 2015	5.5%	↑



ACTIVITY

Cumulative percentage of contracted UDA delivered 2016 & 2017



Month	Adjusted Scheduled Activity (UDA)	
	2016	2017
April	0	8
May	57	155
June	119	215
July	259	367
August	434	488
September	606	682
October	831	910
November	926	1,012
December	1,111	1,142
January	1,179	
February	1,393	
March	1,620	
April	1,864	
May	1,904	
June	1,904	

QUALITY

	Quantity	Base Number	Contract	AT	Region	England
% of FP17s for the same patient ID Re-attending within 3 months - Children	85	1,053	8.1%	9.7%	11.9%	12.4%
% of FP17s for the same patient ID Re-attending within 3 months - Adults	2	28	7.1%	14.2%	16.5%	16.6%
% of FP17s for the same patient ID Re-attending between 3 & 9 months - Children	582	1,053	55.3%	60.5%	60.2%	57.5%
% of FP17s for the same patient ID Re-attending between 3 & 9 months - Adults	19	28	67.9%	52.5%	52.0%	50.4%
% of FP17s for Band 1 Urgent Courses	26	771	3.4%	7.9%	9.5%	9.1%
% of FP17s Relating to Free Repair or Replacements	0	771	0.0%	0.8%	0.7%	0.8%
% of FP17s Relating to Continuations	7	771	0.9%	1.2%	1.2%	1.3%
% of Patients satisfied with the dentistry they have received	3	3	N/A	92.7%	92.9%	92.7%
% of Patients satisfied with the time they had to wait for an appointment	2	3	N/A	89.4%	88.8%	88.8%

* This is based on patients treated on this contract for their most recent course of treatment. Figures in italics indicate the base number of FP17s or Patient Questionnaire responses are less than 100. N/A is shown where the base number of responses is less than 10 during the period. % is calculated as Quantity/Base number*100

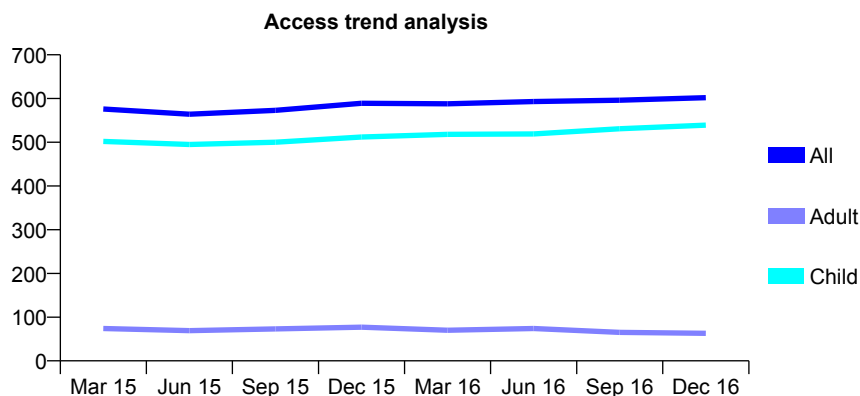
Q64 - Vital Signs At a Glance Contract Report for 235997/0001 - December 2016

Name or company name	MR MJ BASSETT-CROSS
Contract type name	GDS Contract
Purpose of contract	General and Orthodontic
Contract start date	01/04/2006
Contract end date	

16/17 Contracted general activity (UDA)	1,350
Carry forward general activity (UDA)	31
16/17 Contracted orthodontic activity (UOA)	837
Carry forward orthodontic activity (UOA)	0
Baseline contract value	£87,376.75

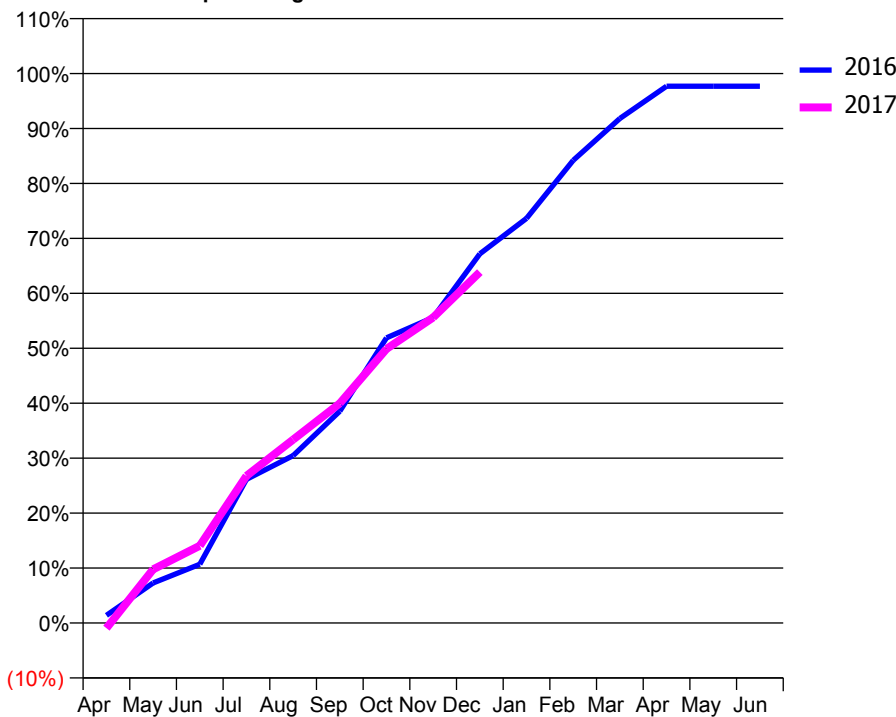
ACCESS*

Patients seen in 24 months	Total	Change since previous quarter
Quarter ending December 2015	589	
Quarter ending March 2016	588	→
Quarter ending June 2016	593	→
Quarter ending September 2016	596	→
Quarter ending December 2016	602	→
Variance since December 2015	2.2%	↑



ACTIVITY

Cumulative percentage of contracted UDA delivered 2016 & 2017



Month	Adjusted Scheduled Activity (UDA)	
	2016	2017
April	19	-13
May	98	132
June	144	190
July	353	361
August	411	451
September	520	540
October	701	673
November	751	751
December	907	862
January	994	
February	1,137	
March	1,240	
April	1,319	
May	1,319	
June	1,319	

QUALITY

	Quantity	Base Number	Contract	AT	Region	England
% of FP17s for the same patient ID Re-attending within 3 months - Children	42	803	5.2%	9.7%	11.9%	12.4%
% of FP17s for the same patient ID Re-attending within 3 months - Adults	0	1	0.0%	14.2%	16.5%	16.6%
% of FP17s for the same patient ID Re-attending between 3 & 9 months - Children	430	803	53.5%	60.5%	60.2%	57.5%
% of FP17s for the same patient ID Re-attending between 3 & 9 months - Adults	0	1	0.0%	52.5%	52.0%	50.4%
% of FP17s for Band 1 Urgent Courses	15	684	2.2%	7.9%	9.5%	9.1%
% of FP17s Relating to Free Repair or Replacements	0	684	0.0%	0.8%	0.7%	0.8%
% of FP17s Relating to Continuations	1	684	0.1%	1.2%	1.2%	1.3%
% of Patients satisfied with the dentistry they have received	0	0	N/A	92.7%	92.9%	92.7%
% of Patients satisfied with the time they had to wait for an appointment	0	0	N/A	89.4%	88.8%	88.8%

* This is based on patients treated on this contract for their most recent course of treatment. Figures in italics indicate the base number of FP17s or Patient Questionnaire responses are less than 100. N/A is shown where the base number of responses is less than 10 during the period. % is calculated as Quantity/Base number*100

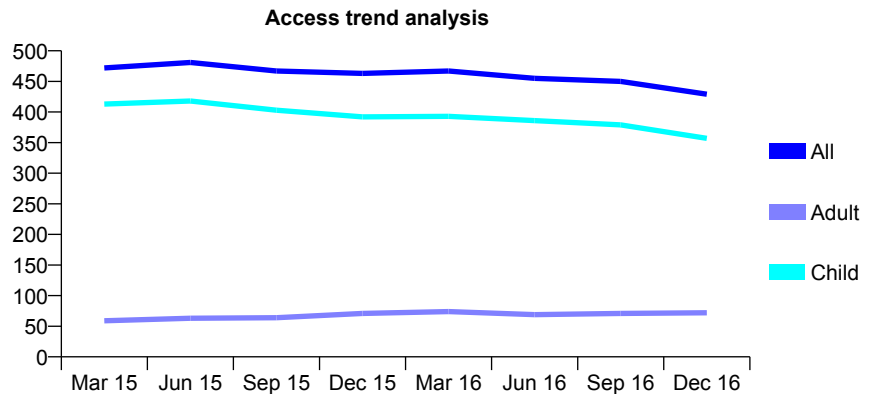
Q64 - Vital Signs At a Glance Contract Report for 237876/0001 - December 2016

Name or company name	MRS L JAMES
Contract type name	GDS Contract
Purpose of contract	General
Contract start date	01/04/2006
Contract end date	

16/17 Contracted general activity (UDA)	870
Carry forward general activity (UDA)	0
16/17 Contracted orthodontic activity (UOA)	0
Carry forward orthodontic activity (UOA)	0
Baseline contract value	£21,130.68

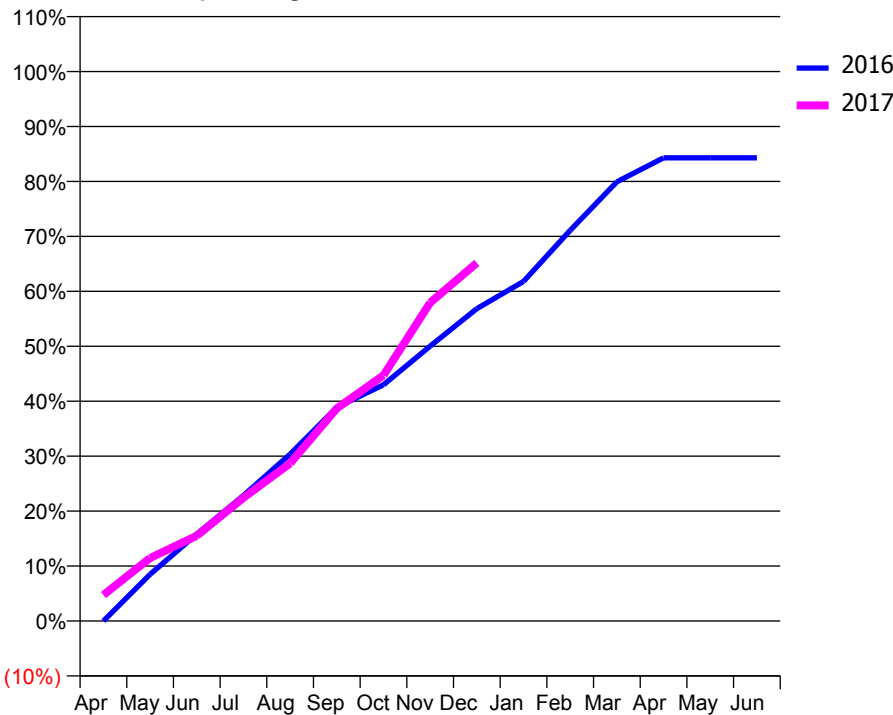
ACCESS*

Patients seen in 24 months	Total	Change since previous quarter
Quarter ending December 2015	463	
Quarter ending March 2016	467	→
Quarter ending June 2016	455	↓
Quarter ending September 2016	450	↓
Quarter ending December 2016	429	↓
Variance since December 2015	(7.3%)	↓



ACTIVITY

Cumulative percentage of contracted UDA delivered 2016 & 2017



Month	Adjusted Scheduled Activity (UDA)	
	2016	2017
April	0	41
May	74	100
June	138	135
July	199	195
August	264	250
September	338	337
October	374	389
November	435	504
December	495	567
January	538	
February	618	
March	695	
April	733	
May	733	
June	733	

QUALITY

	Quantity	Base Number	Contract	AT	Region	England
% of FP17s for the same patient ID Re-attending within 3 months - Children	27	417	6.5%	9.7%	11.9%	12.4%
% of FP17s for the same patient ID Re-attending within 3 months - Adults	2	21	9.5%	14.2%	16.5%	16.6%
% of FP17s for the same patient ID Re-attending between 3 & 9 months - Children	303	417	72.7%	60.5%	60.2%	57.5%
% of FP17s for the same patient ID Re-attending between 3 & 9 months - Adults	14	21	66.7%	52.5%	52.0%	50.4%
% of FP17s for Band 1 Urgent Courses	15	402	3.7%	7.9%	9.5%	9.1%
% of FP17s Relating to Free Repair or Replacements	0	402	0.0%	0.8%	0.7%	0.8%
% of FP17s Relating to Continuations	3	402	0.7%	1.2%	1.2%	1.3%
% of Patients satisfied with the dentistry they have received	0	0	N/A	92.7%	92.9%	92.7%
% of Patients satisfied with the time they had to wait for an appointment	0	0	N/A	89.4%	88.8%	88.8%

* This is based on patients treated on this contract for their most recent course of treatment. Figures in italics indicate the base number of FP17s or Patient Questionnaire responses are less than 100. N/A is shown where the base number of responses is less than 10 during the period. % is calculated as Quantity/Base number*100

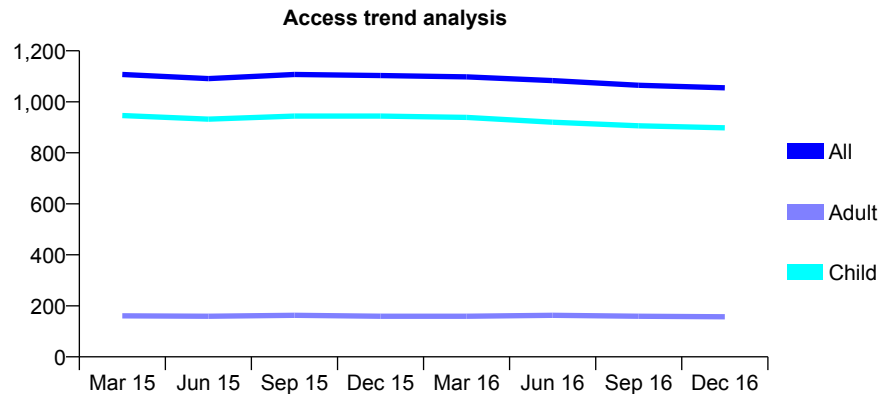
Q64 - Vital Signs At a Glance Contract Report for 239488/0001 - December 2016

Name or company name	MR JC HOUSE
Contract type name	GDS Contract
Purpose of contract	General
Contract start date	01/04/2006
Contract end date	

16/17 Contracted general activity (UDA)	2,500
Carry forward general activity (UDA)	85
16/17 Contracted orthodontic activity (UOA)	0
Carry forward orthodontic activity (UOA)	0
Baseline contract value	£52,011.55

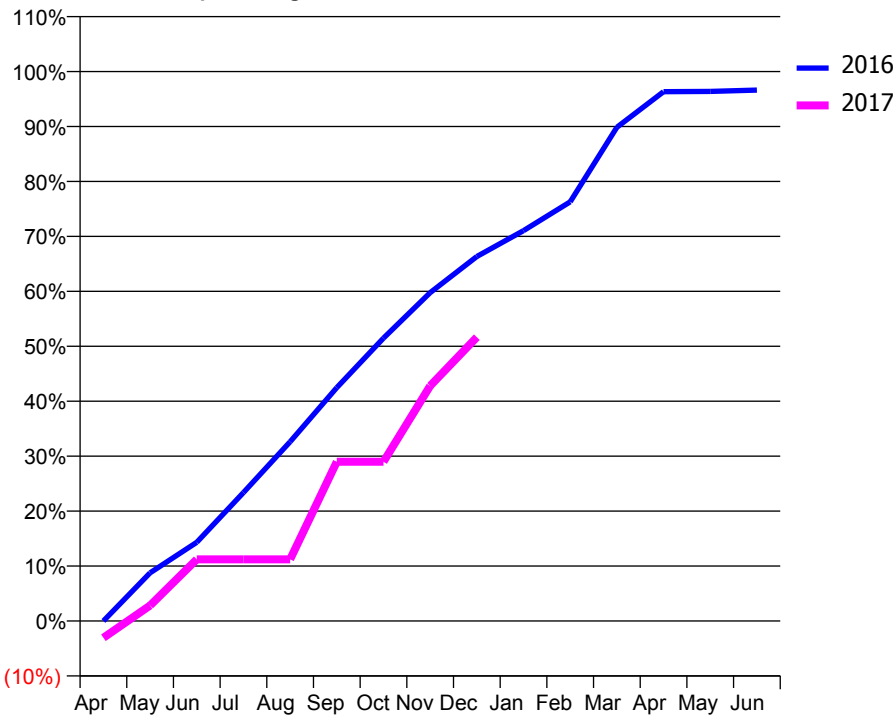
ACCESS*

Patients seen in 24 months	Total	Change since previous quarter
Quarter ending December 2015	1,103	
Quarter ending March 2016	1,098	→
Quarter ending June 2016	1,083	↓
Quarter ending September 2016	1,065	↓
Quarter ending December 2016	1,055	→
Variance since December 2015	(4.4%)	↓



ACTIVITY

Cumulative percentage of contracted UDA delivered 2016 & 2017



Month	Adjusted Scheduled Activity (UDA)	
	2016	2017
April	0	-77
May	220	70
June	358	281
July	585	281
August	815	281
September	1,062	724
October	1,287	724
November	1,494	1,070
December	1,659	1,291
January	1,776	
February	1,907	
March	2,246	
April	2,408	
May	2,409	
June	2,415	

QUALITY

	Quantity	Base Number	Contract	AT	Region	England
% of FP17s for the same patient ID Re-attending within 3 months - Children	68	1,077	6.3%	9.7%	11.9%	12.4%
% of FP17s for the same patient ID Re-attending within 3 months - Adults	2	38	5.3%	14.2%	16.5%	16.6%
% of FP17s for the same patient ID Re-attending between 3 & 9 months - Children	793	1,077	73.6%	60.5%	60.2%	57.5%
% of FP17s for the same patient ID Re-attending between 3 & 9 months - Adults	27	38	71.1%	52.5%	52.0%	50.4%
% of FP17s for Band 1 Urgent Courses	22	995	2.2%	7.9%	9.5%	9.1%
% of FP17s Relating to Free Repair or Replacements	0	995	0.0%	0.8%	0.7%	0.8%
% of FP17s Relating to Continuations	1	995	0.1%	1.2%	1.2%	1.3%
% of Patients satisfied with the dentistry they have received	1	1	N/A	92.7%	92.9%	92.7%
% of Patients satisfied with the time they had to wait for an appointment	1	1	N/A	89.4%	88.8%	88.8%

* This is based on patients treated on this contract for their most recent course of treatment. Figures in italics indicate the base number of FP17s or Patient Questionnaire responses are less than 100. N/A is shown where the base number of responses is less than 10 during the period. % is calculated as Quantity/Base number*100

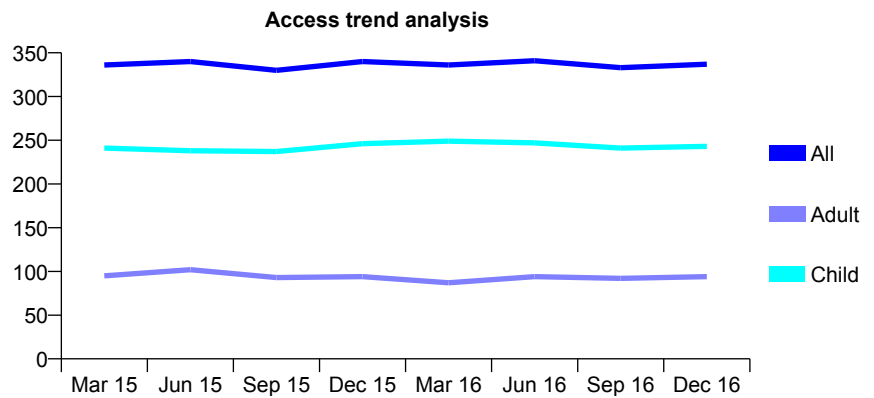
Q64 - Vital Signs At a Glance Contract Report for 246247/0001 - December 2016

Name or company name	MR JA ANDERSON
Contract type name	GDS Contract
Purpose of contract	General
Contract start date	01/04/2006
Contract end date	

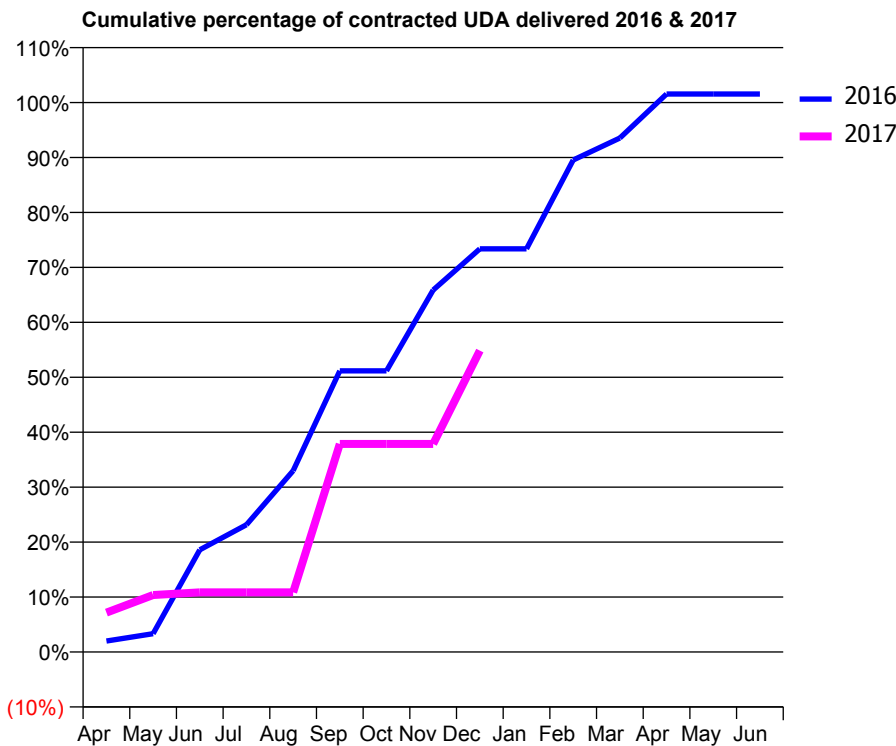
16/17 Contracted general activity (UDA)	600
Carry forward general activity (UDA)	-9
16/17 Contracted orthodontic activity (UOA)	0
Carry forward orthodontic activity (UOA)	0
Baseline contract value	£13,606.58

ACCESS*

Patients seen in 24 months	Total	Change since previous quarter
Quarter ending December 2015	340	
Quarter ending March 2016	336	↓
Quarter ending June 2016	341	→
Quarter ending September 2016	333	↓
Quarter ending December 2016	337	→
Variance since December 2015	(0.9%)	→



ACTIVITY



Month	Adjusted Scheduled Activity (UDA)	
	2016	2017
April	12	43
May	20	62
June	112	65
July	139	65
August	198	65
September	307	227
October	307	227
November	395	227
December	440	329
January	440	
February	537	
March	561	
April	609	
May	609	
June	609	

QUALITY

	Quantity	Base Number	Contract	AT	Region	England
% of FP17s for the same patient ID Re-attending within 3 months - Children	5	196	2.6%	9.7%	11.9%	12.4%
% of FP17s for the same patient ID Re-attending within 3 months - Adults	4	56	7.1%	14.2%	16.5%	16.6%
% of FP17s for the same patient ID Re-attending between 3 & 9 months - Children	68	196	34.7%	60.5%	60.2%	57.5%
% of FP17s for the same patient ID Re-attending between 3 & 9 months - Adults	26	56	46.4%	52.5%	52.0%	50.4%
% of FP17s for Band 1 Urgent Courses	1	218	0.5%	7.9%	9.5%	9.1%
% of FP17s Relating to Free Repair or Replacements	0	218	0.0%	0.8%	0.7%	0.8%
% of FP17s Relating to Continuations	0	218	0.0%	1.2%	1.2%	1.3%
% of Patients satisfied with the dentistry they have received	1	1	N/A	92.7%	92.9%	92.7%
% of Patients satisfied with the time they had to wait for an appointment	1	1	N/A	89.4%	88.8%	88.8%

* This is based on patients treated on this contract for their most recent course of treatment. Figures in italics indicate the base number of FP17s or Patient Questionnaire responses are less than 100. N/A is shown where the base number of responses is less than 10 during the period. % is calculated as Quantity/Base number*100

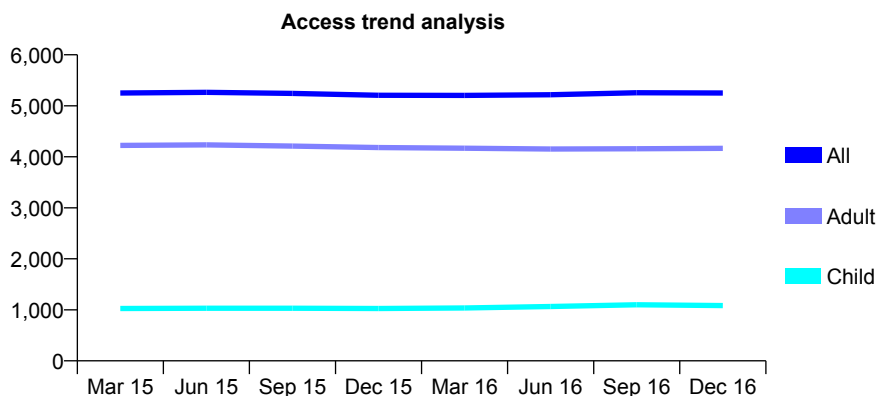
Q64 - Vital Signs At a Glance Contract Report for 258784/0001 - December 2016

Name or company name	MR SS SANGHERA
Contract type name	GDS Contract
Purpose of contract	General
Contract start date	01/12/2007
Contract end date	

16/17 Contracted general activity (UDA)	17,500
Carry forward general activity (UDA)	0
16/17 Contracted orthodontic activity (UOA)	0
Carry forward orthodontic activity (UOA)	0
Baseline contract value	£418,521.52

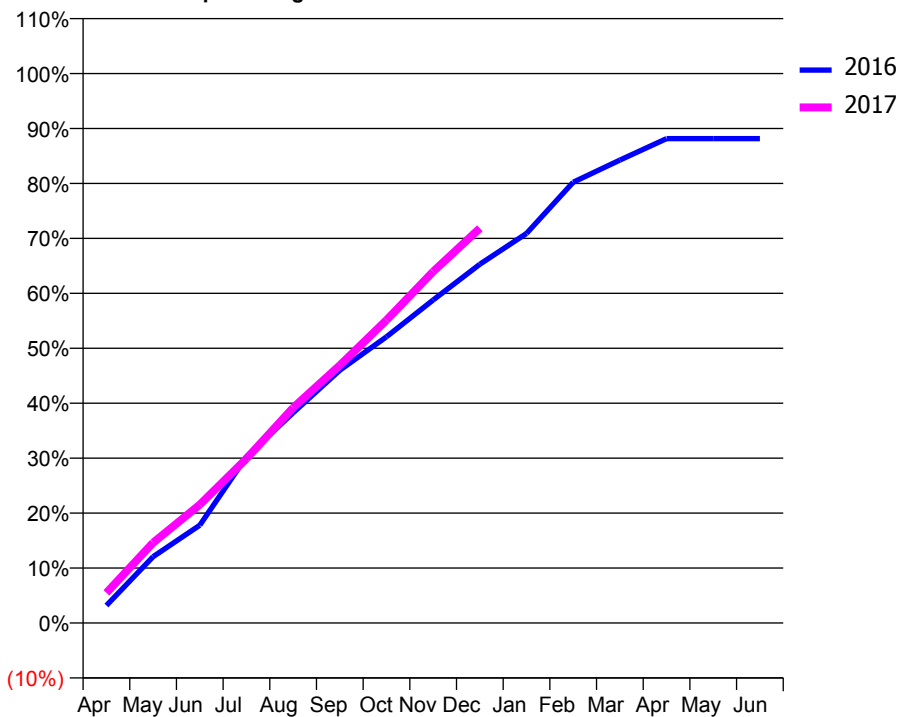
ACCESS*

Patients seen in 24 months	Total	Change since previous quarter
Quarter ending December 2015	5,207	
Quarter ending March 2016	5,205	→
Quarter ending June 2016	5,218	→
Quarter ending September 2016	5,257	→
Quarter ending December 2016	5,250	→
Variance since December 2015	0.8%	→



ACTIVITY

Cumulative percentage of contracted UDA delivered 2016 & 2017



Month	Adjusted Scheduled Activity (UDA)	
	2016	2017
April	559	961
May	2,111	2,557
June	3,113	3,767
July	5,297	5,233
August	6,694	6,855
September	8,051	8,207
October	9,114	9,646
November	10,287	11,192
December	11,426	12,572
January	12,409	
February	14,038	
March	14,742	
April	15,425	
May	15,425	
June	15,426	

QUALITY

	Quantity	Base Number	Contract	AT	Region	England
% of FP17s for the same patient ID Re-attending within 3 months - Children	77	1,464	5.3%	9.7%	11.9%	12.4%
% of FP17s for the same patient ID Re-attending within 3 months - Adults	726	5,463	13.3%	14.2%	16.5%	16.6%
% of FP17s for the same patient ID Re-attending between 3 & 9 months - Children	918	1,464	62.7%	60.5%	60.2%	57.5%
% of FP17s for the same patient ID Re-attending between 3 & 9 months - Adults	3,504	5,463	64.1%	52.5%	52.0%	50.4%
% of FP17s for Band 1 Urgent Courses	332	6,254	5.3%	7.9%	9.5%	9.1%
% of FP17s Relating to Free Repair or Replacements	9	6,254	0.1%	0.8%	0.7%	0.8%
% of FP17s Relating to Continuations	149	6,254	2.4%	1.2%	1.2%	1.3%
% of Patients satisfied with the dentistry they have received	13	14	92.9%	92.7%	92.9%	92.7%
% of Patients satisfied with the time they had to wait for an appointment	14	14	100.0%	89.4%	88.8%	88.8%

* This is based on patients treated on this contract for their most recent course of treatment. Figures in italics indicate the base number of FP17s or Patient Questionnaire responses are less than 100. N/A is shown where the base number of responses is less than 10 during the period. % is calculated as Quantity/Base number*100

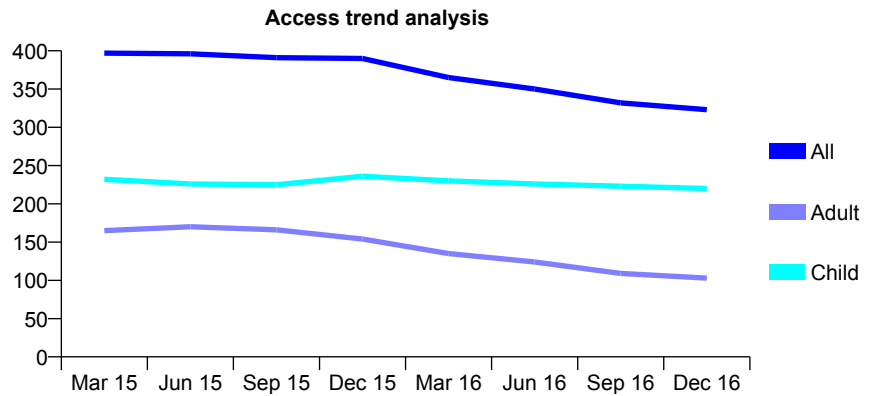
Q64 - Vital Signs At a Glance Contract Report for 262579/0001 - December 2016

Name or company name	MR M OTHMAN
Contract type name	GDS Contract
Purpose of contract	General
Contract start date	10/09/2007
Contract end date	

16/17 Contracted general activity (UDA)	600
Carry forward general activity (UDA)	0
16/17 Contracted orthodontic activity (UOA)	0
Carry forward orthodontic activity (UOA)	0
Baseline contract value	£14,762.70

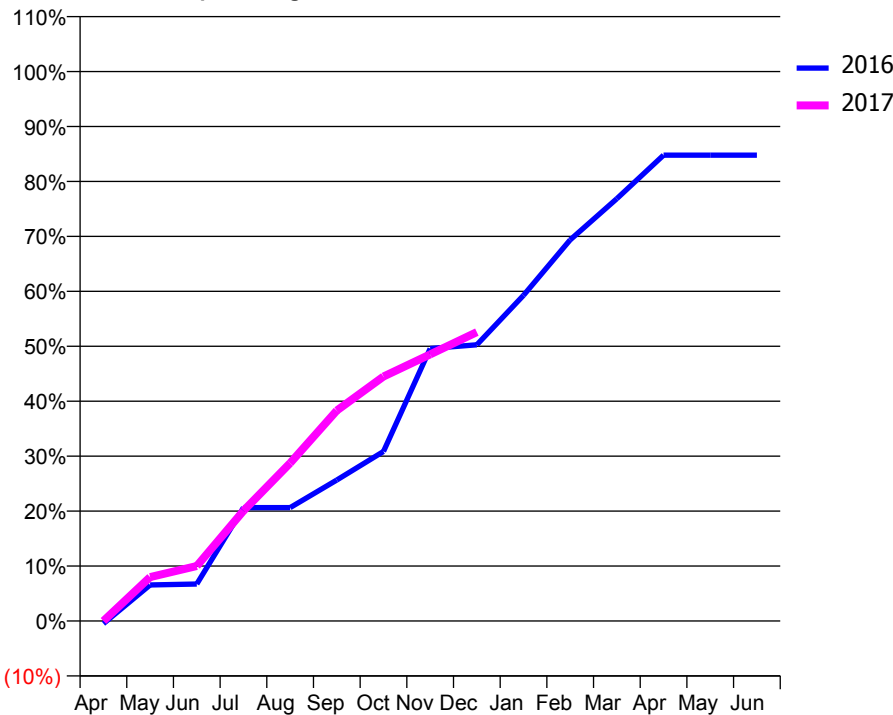
ACCESS*

Patients seen in 24 months	Total	Change since previous quarter
Quarter ending December 2015	390	
Quarter ending March 2016	365	↓
Quarter ending June 2016	350	↓
Quarter ending September 2016	332	↓
Quarter ending December 2016	323	↓
Variance since December 2015	(17.2%)	↓



ACTIVITY

Cumulative percentage of contracted UDA delivered 2016 & 2017



Month	Adjusted Scheduled Activity (UDA)	
	2016	2017
April	-3	0
May	39	48
June	40	60
July	124	120
August	124	172
September	154	230
October	185	267
November	298	291
December	302	315
January	356	
February	416	
March	461	
April	509	
May	509	
June	509	

QUALITY

	Quantity	Base Number	Contract	AT	Region	England
% of FP17s for the same patient ID Re-attending within 3 months - Children	13	233	5.6%	9.7%	11.9%	12.4%
% of FP17s for the same patient ID Re-attending within 3 months - Adults	4	45	8.9%	14.2%	16.5%	16.6%
% of FP17s for the same patient ID Re-attending between 3 & 9 months - Children	143	233	61.4%	60.5%	60.2%	57.5%
% of FP17s for the same patient ID Re-attending between 3 & 9 months - Adults	24	45	53.3%	52.5%	52.0%	50.4%
% of FP17s for Band 1 Urgent Courses	7	245	2.9%	7.9%	9.5%	9.1%
% of FP17s Relating to Free Repair or Replacements	0	245	0.0%	0.8%	0.7%	0.8%
% of FP17s Relating to Continuations	0	245	0.0%	1.2%	1.2%	1.3%
% of Patients satisfied with the dentistry they have received	0	0	N/A	92.7%	92.9%	92.7%
% of Patients satisfied with the time they had to wait for an appointment	0	0	N/A	89.4%	88.8%	88.8%

* This is based on patients treated on this contract for their most recent course of treatment. Figures in italics indicate the base number of FP17s or Patient Questionnaire responses are less than 100. N/A is shown where the base number of responses is less than 10 during the period. % is calculated as Quantity/Base number*100

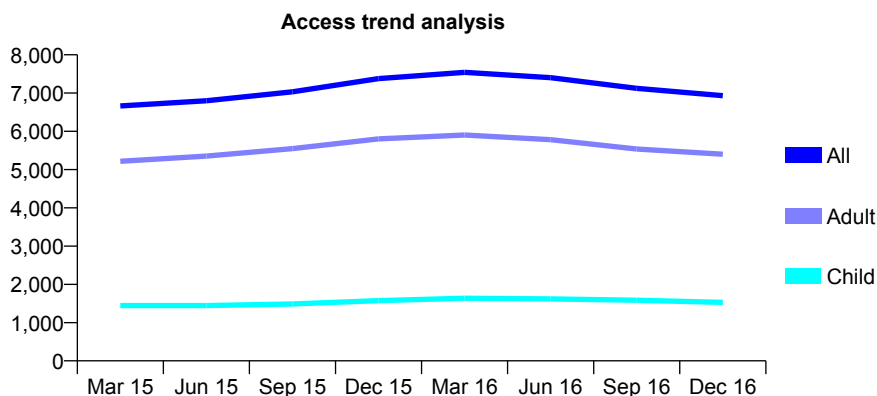
Q64 - Vital Signs At a Glance Contract Report for 270563/0003 - December 2016

Name or company name	MR RS DHARWAR
Contract type name	GDS Contract
Purpose of contract	General and Orthodontic
Contract start date	01/02/2014
Contract end date	

16/17 Contracted general activity (UDA)	19,451
Carry forward general activity (UDA)	-343
16/17 Contracted orthodontic activity (UOA)	1,502
Carry forward orthodontic activity (UOA)	0
Baseline contract value	£657,292.97

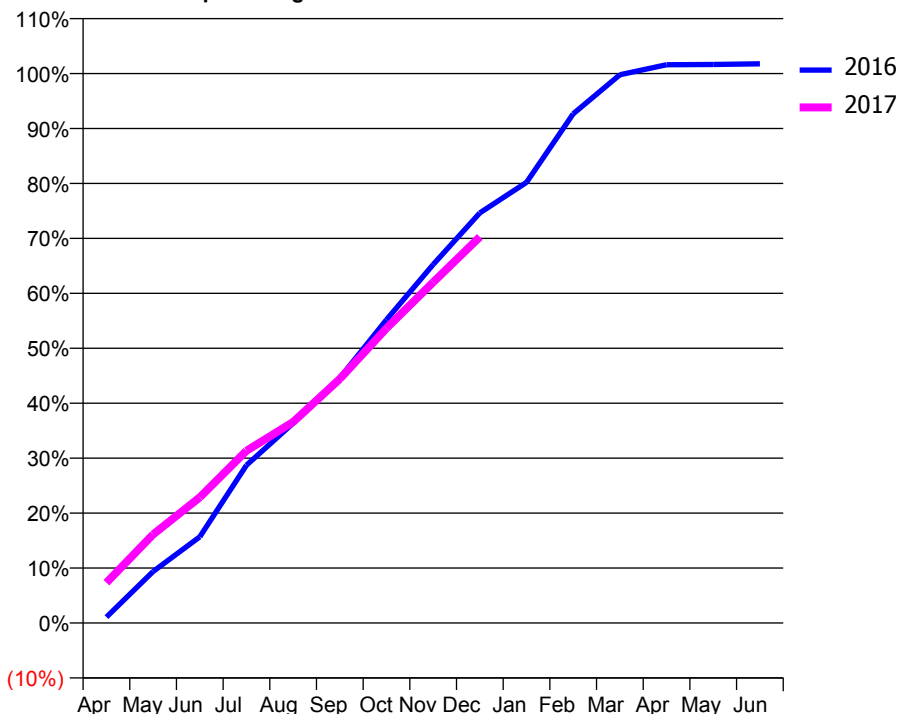
ACCESS*

Patients seen in 24 months	Total	Change since previous quarter
Quarter ending December 2015	7,377	
Quarter ending March 2016	7,543	↑
Quarter ending June 2016	7,402	↓
Quarter ending September 2016	7,122	↓
Quarter ending December 2016	6,930	↓
Variance since December 2015	(6.1%)	↓



ACTIVITY

Cumulative percentage of contracted UDA delivered 2016 & 2017



Month	Adjusted Scheduled Activity (UDA)	
	2016	2017
April	212	1,426
May	1,826	3,135
June	3,050	4,448
July	5,584	6,098
August	7,073	7,116
September	8,672	8,638
October	10,738	10,434
November	12,692	12,063
December	14,516	13,667
January	15,598	
February	18,025	
March	19,406	
April	19,760	
May	19,771	
June	19,794	

QUALITY

	Quantity	Base Number	Contract	AT	Region	England
% of FP17s for the same patient ID Re-attending within 3 months - Children	96	1,729	5.6%	9.7%	11.9%	12.4%
% of FP17s for the same patient ID Re-attending within 3 months - Adults	703	5,893	11.9%	14.2%	16.5%	16.6%
% of FP17s for the same patient ID Re-attending between 3 & 9 months - Children	1,069	1,729	61.8%	60.5%	60.2%	57.5%
% of FP17s for the same patient ID Re-attending between 3 & 9 months - Adults	4,086	5,893	69.3%	52.5%	52.0%	50.4%
% of FP17s for Band 1 Urgent Courses	686	7,227	9.5%	7.9%	9.5%	9.1%
% of FP17s Relating to Free Repair or Replacements	39	7,227	0.5%	0.8%	0.7%	0.8%
% of FP17s Relating to Continuations	9	7,227	0.1%	1.2%	1.2%	1.3%
% of Patients satisfied with the dentistry they have received	17	18	94.4%	92.7%	92.9%	92.7%
% of Patients satisfied with the time they had to wait for an appointment	17	18	94.4%	89.4%	88.8%	88.8%

* This is based on patients treated on this contract for their most recent course of treatment. Figures in italics indicate the base number of FP17s or Patient Questionnaire responses are less than 100. N/A is shown where the base number of responses is less than 10 during the period. % is calculated as Quantity/Base number*100

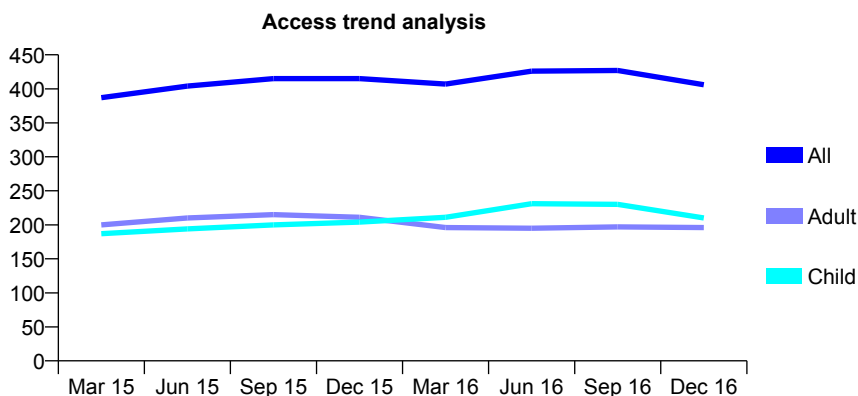
Q64 - Vital Signs At a Glance Contract Report for 272760/0001 - December 2016

Name or company name	MR BY CHAN
Contract type name	GDS Contract
Purpose of contract	General
Contract start date	16/12/2010
Contract end date	

16/17 Contracted general activity (UDA)	850
Carry forward general activity (UDA)	-17
16/17 Contracted orthodontic activity (UOA)	0
Carry forward orthodontic activity (UOA)	0
Baseline contract value	£17,585.09

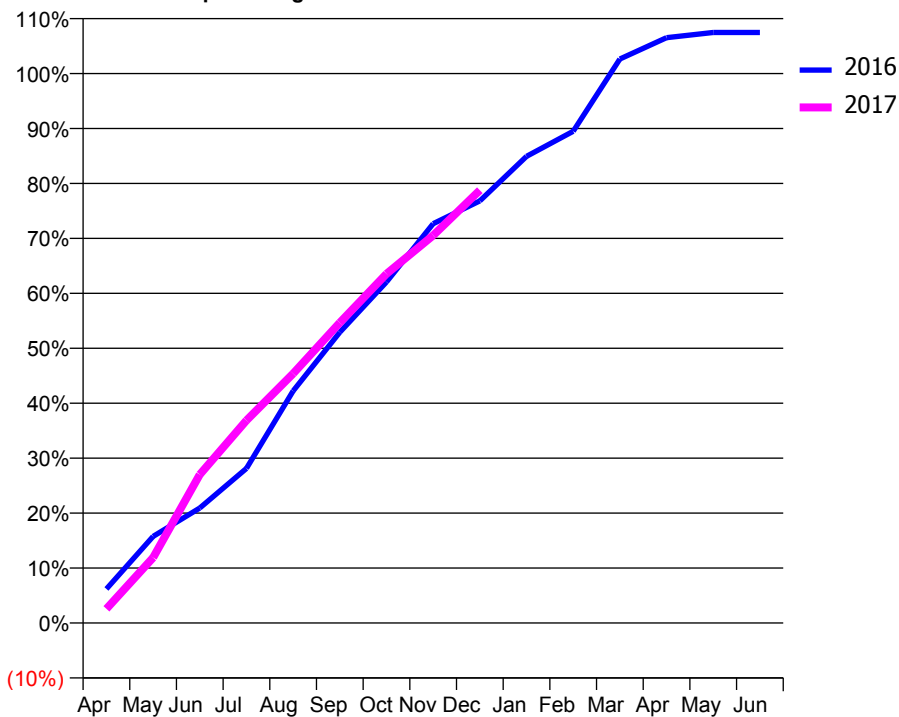
ACCESS*

Patients seen in 24 months	Total	Change since previous quarter
Quarter ending December 2015	415	
Quarter ending March 2016	407	↓
Quarter ending June 2016	426	↑
Quarter ending September 2016	427	→
Quarter ending December 2016	406	↓
Variance since December 2015	(2.2%)	↓



ACTIVITY

Cumulative percentage of contracted UDA delivered 2016 & 2017



Month	Adjusted Scheduled Activity (UDA)	
	2016	2017
April	53	22
May	134	101
June	178	230
July	239	313
August	359	386
September	450	465
October	528	540
November	618	600
December	653	669
January	722	
February	761	
March	872	
April	905	
May	913	
June	913	

QUALITY

	Quantity	Base Number	Contract	AT	Region	England
% of FP17s for the same patient ID Re-attending within 3 months - Children	7	249	2.8%	9.7%	11.9%	12.4%
% of FP17s for the same patient ID Re-attending within 3 months - Adults	23	179	12.8%	14.2%	16.5%	16.6%
% of FP17s for the same patient ID Re-attending between 3 & 9 months - Children	111	249	44.6%	60.5%	60.2%	57.5%
% of FP17s for the same patient ID Re-attending between 3 & 9 months - Adults	52	179	29.1%	52.5%	52.0%	50.4%
% of FP17s for Band 1 Urgent Courses	27	401	6.7%	7.9%	9.5%	9.1%
% of FP17s Relating to Free Repair or Replacements	0	401	0.0%	0.8%	0.7%	0.8%
% of FP17s Relating to Continuations	8	401	2.0%	1.2%	1.2%	1.3%
% of Patients satisfied with the dentistry they have received	1	1	N/A	92.7%	92.9%	92.7%
% of Patients satisfied with the time they had to wait for an appointment	1	1	N/A	89.4%	88.8%	88.8%

* This is based on patients treated on this contract for their most recent course of treatment. Figures in italics indicate the base number of FP17s or Patient Questionnaire responses are less than 100. N/A is shown where the base number of responses is less than 10 during the period. % is calculated as Quantity/Base number*100

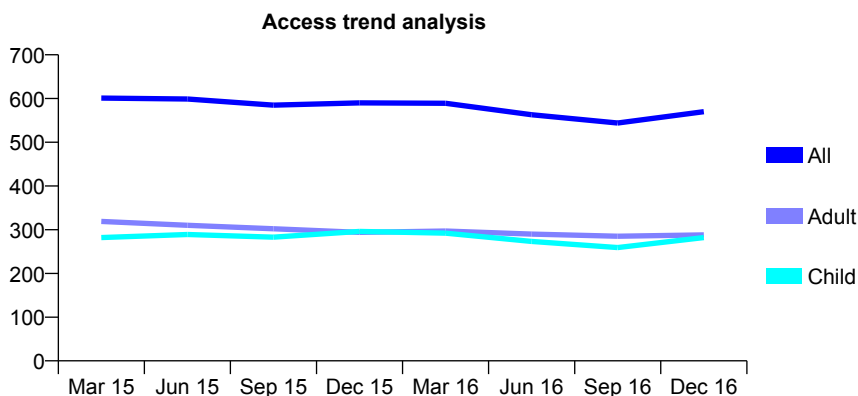
Q64 - Vital Signs At a Glance Contract Report for 272760/0002 - December 2016

Name or company name	MR BY CHAN
Contract type name	GDS Contract
Purpose of contract	General
Contract start date	16/12/2010
Contract end date	

16/17 Contracted general activity (UDA)	1,300
Carry forward general activity (UDA)	-26
16/17 Contracted orthodontic activity (UOA)	0
Carry forward orthodontic activity (UOA)	0
Baseline contract value	£31,020.71

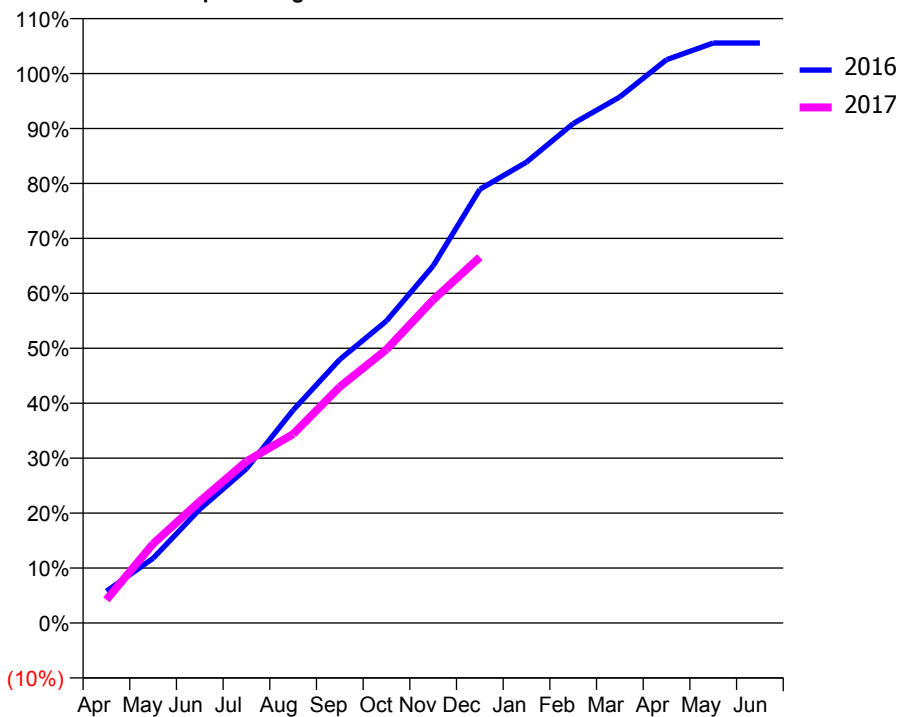
ACCESS*

Patients seen in 24 months	Total	Change since previous quarter
Quarter ending December 2015	590	
Quarter ending March 2016	589	→
Quarter ending June 2016	563	↓
Quarter ending September 2016	544	↓
Quarter ending December 2016	570	↑
Variance since December 2015	(3.4%)	↓



ACTIVITY

Cumulative percentage of contracted UDA delivered 2016 & 2017



Month	Adjusted Scheduled Activity (UDA)	
	2016	2017
April	75	55
May	153	188
June	269	288
July	365	383
August	504	447
September	623	559
October	715	647
November	845	764
December	1,026	866
January	1,090	
February	1,182	
March	1,245	
April	1,333	
May	1,372	
June	1,372	

QUALITY

	Quantity	Base Number	Contract	AT	Region	England
% of FP17s for the same patient ID Re-attending within 3 months - Children	8	326	2.5%	9.7%	11.9%	12.4%
% of FP17s for the same patient ID Re-attending within 3 months - Adults	23	248	9.3%	14.2%	16.5%	16.6%
% of FP17s for the same patient ID Re-attending between 3 & 9 months - Children	153	326	46.9%	60.5%	60.2%	57.5%
% of FP17s for the same patient ID Re-attending between 3 & 9 months - Adults	90	248	36.3%	52.5%	52.0%	50.4%
% of FP17s for Band 1 Urgent Courses	23	498	4.6%	7.9%	9.5%	9.1%
% of FP17s Relating to Free Repair or Replacements	1	498	0.2%	0.8%	0.7%	0.8%
% of FP17s Relating to Continuations	8	498	1.6%	1.2%	1.2%	1.3%
% of Patients satisfied with the dentistry they have received	2	2	N/A	92.7%	92.9%	92.7%
% of Patients satisfied with the time they had to wait for an appointment	2	2	N/A	89.4%	88.8%	88.8%

* This is based on patients treated on this contract for their most recent course of treatment. Figures in italics indicate the base number of FP17s or Patient Questionnaire responses are less than 100. N/A is shown where the base number of responses is less than 10 during the period. % is calculated as Quantity/Base number*100

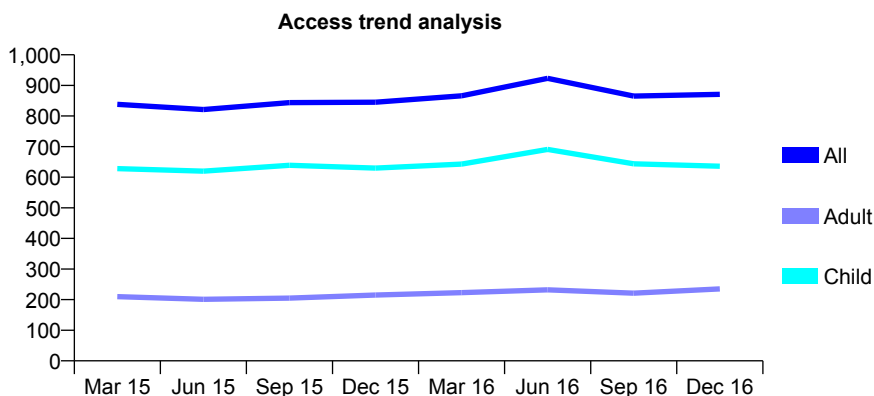
Q64 - Vital Signs At a Glance Contract Report for 272795/0001 - December 2016

Name or company name	MR MF ISAACS
Contract type name	GDS Contract
Purpose of contract	General
Contract start date	07/02/2007
Contract end date	

16/17 Contracted general activity (UDA)	2,000
Carry forward general activity (UDA)	0
16/17 Contracted orthodontic activity (UOA)	0
Carry forward orthodontic activity (UOA)	0
Baseline contract value	£39,370.65

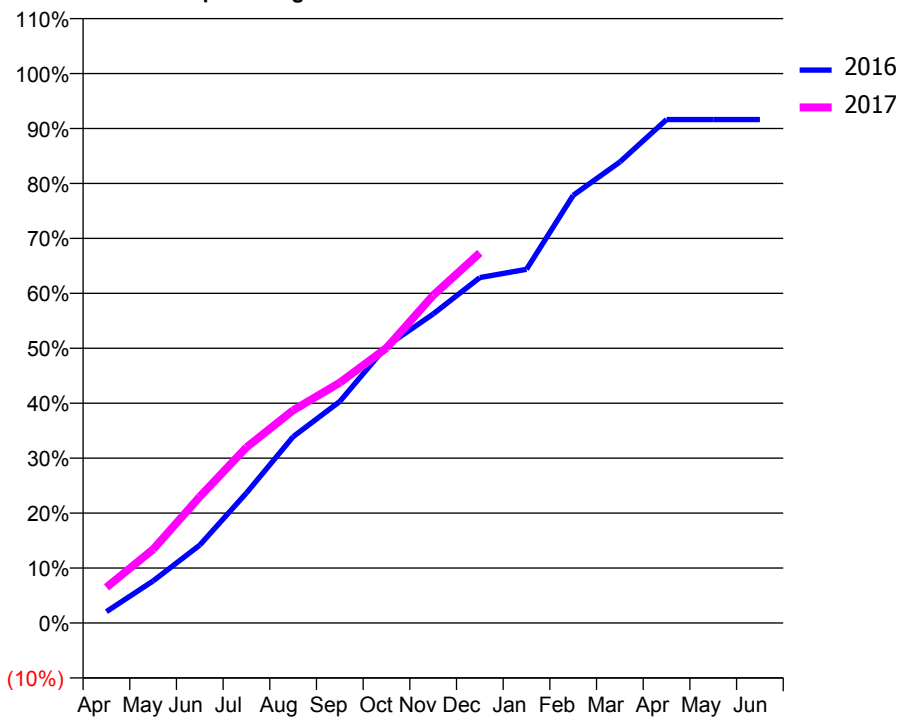
ACCESS*

Patients seen in 24 months	Total	Change since previous quarter
Quarter ending December 2015	845	
Quarter ending March 2016	866	↑
Quarter ending June 2016	923	↑
Quarter ending September 2016	865	↓
Quarter ending December 2016	871	→
Variance since December 2015	3.1%	↑



ACTIVITY

Cumulative percentage of contracted UDA delivered 2016 & 2017



Month	Adjusted Scheduled Activity (UDA)	
	2016	2017
April	41	130
May	153	268
June	284	460
July	473	639
August	678	774
September	806	875
October	1,008	1,001
November	1,125	1,193
December	1,257	1,347
January	1,287	
February	1,557	
March	1,678	
April	1,832	
May	1,832	
June	1,832	

QUALITY

	Quantity	Base Number	Contract	AT	Region	England
% of FP17s for the same patient ID Re-attending within 3 months - Children	47	785	6.0%	9.7%	11.9%	12.4%
% of FP17s for the same patient ID Re-attending within 3 months - Adults	23	200	11.5%	14.2%	16.5%	16.6%
% of FP17s for the same patient ID Re-attending between 3 & 9 months - Children	462	785	58.9%	60.5%	60.2%	57.5%
% of FP17s for the same patient ID Re-attending between 3 & 9 months - Adults	96	200	48.0%	52.5%	52.0%	50.4%
% of FP17s for Band 1 Urgent Courses	55	901	6.1%	7.9%	9.5%	9.1%
% of FP17s Relating to Free Repair or Replacements	0	901	0.0%	0.8%	0.7%	0.8%
% of FP17s Relating to Continuations	14	901	1.6%	1.2%	1.2%	1.3%
% of Patients satisfied with the dentistry they have received	3	3	N/A	92.7%	92.9%	92.7%
% of Patients satisfied with the time they had to wait for an appointment	3	3	N/A	89.4%	88.8%	88.8%

* This is based on patients treated on this contract for their most recent course of treatment. Figures in italics indicate the base number of FP17s or Patient Questionnaire responses are less than 100. N/A is shown where the base number of responses is less than 10 during the period. % is calculated as Quantity/Base number*100

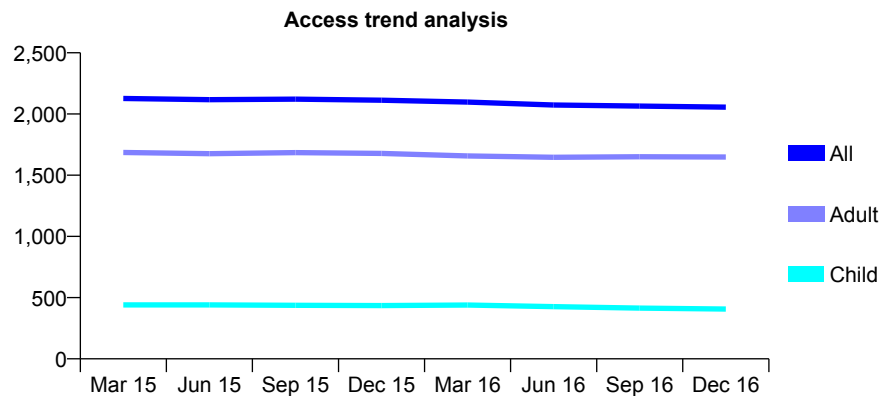
Q64 - Vital Signs At a Glance Contract Report for 303828/0001 - December 2016

Name or company name	MR J ROBSON
Contract type name	GDS Contract
Purpose of contract	General
Contract start date	01/04/2006
Contract end date	

16/17 Contracted general activity (UDA)	6,039
Carry forward general activity (UDA)	-103
16/17 Contracted orthodontic activity (UOA)	0
Carry forward orthodontic activity (UOA)	0
Baseline contract value	£165,998.25

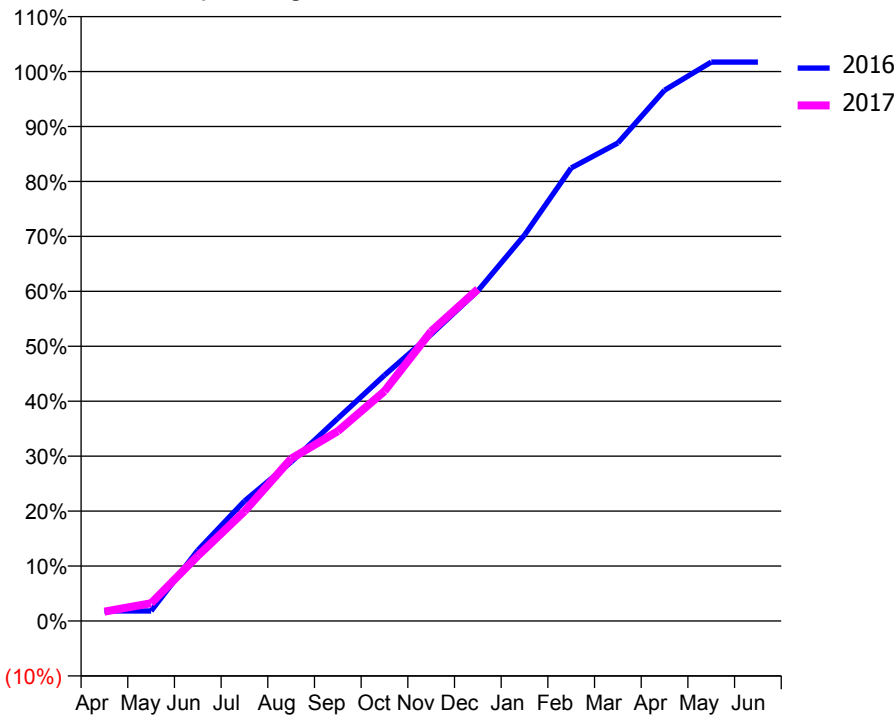
ACCESS*

Patients seen in 24 months	Total	Change since previous quarter
Quarter ending December 2015	2,113	
Quarter ending March 2016	2,097	→
Quarter ending June 2016	2,073	↓
Quarter ending September 2016	2,065	→
Quarter ending December 2016	2,056	→
Variance since December 2015	(2.7%)	↓



ACTIVITY

Cumulative percentage of contracted UDA delivered 2016 & 2017



Month	Adjusted Scheduled Activity (UDA)	
	2016	2017
April	111	103
May	111	196
June	777	716
July	1,318	1,206
August	1,747	1,785
September	2,227	2,087
October	2,702	2,526
November	3,149	3,184
December	3,629	3,646
January	4,242	
February	4,980	
March	5,253	
April	5,833	
May	6,142	
June	6,142	

QUALITY

	Quantity	Base Number	Contract	AT	Region	England
% of FP17s for the same patient ID Re-attending within 3 months - Children	19	536	3.5%	9.7%	11.9%	12.4%
% of FP17s for the same patient ID Re-attending within 3 months - Adults	296	2,076	14.3%	14.2%	16.5%	16.6%
% of FP17s for the same patient ID Re-attending between 3 & 9 months - Children	355	536	66.2%	60.5%	60.2%	57.5%
% of FP17s for the same patient ID Re-attending between 3 & 9 months - Adults	1,401	2,076	67.5%	52.5%	52.0%	50.4%
% of FP17s for Band 1 Urgent Courses	181	2,010	9.0%	7.9%	9.5%	9.1%
% of FP17s Relating to Free Repair or Replacements	21	2,010	1.0%	0.8%	0.7%	0.8%
% of FP17s Relating to Continuations	13	2,010	0.6%	1.2%	1.2%	1.3%
% of Patients satisfied with the dentistry they have received	8	8	N/A	92.7%	92.9%	92.7%
% of Patients satisfied with the time they had to wait for an appointment	8	8	N/A	89.4%	88.8%	88.8%

* This is based on patients treated on this contract for their most recent course of treatment. Figures in italics indicate the base number of FP17s or Patient Questionnaire responses are less than 100. N/A is shown where the base number of responses is less than 10 during the period. % is calculated as Quantity/Base number*100

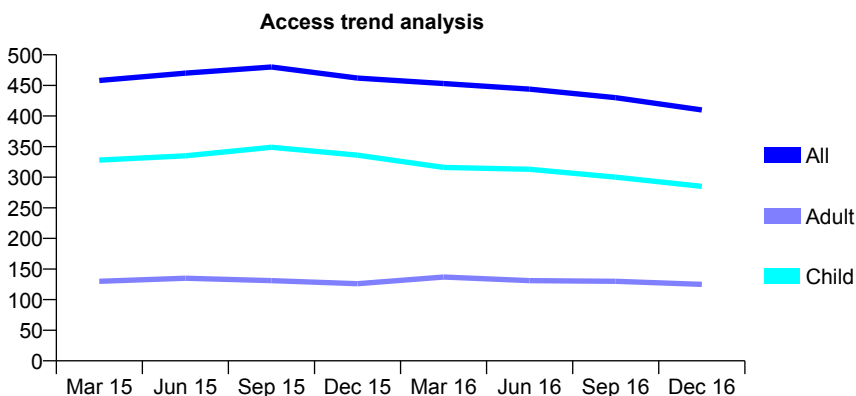
Q64 - Vital Signs At a Glance Contract Report for 308951/0001 - December 2016

Name or company name	MR DM MEDCALF
Contract type name	GDS Contract
Purpose of contract	General
Contract start date	01/04/2006
Contract end date	

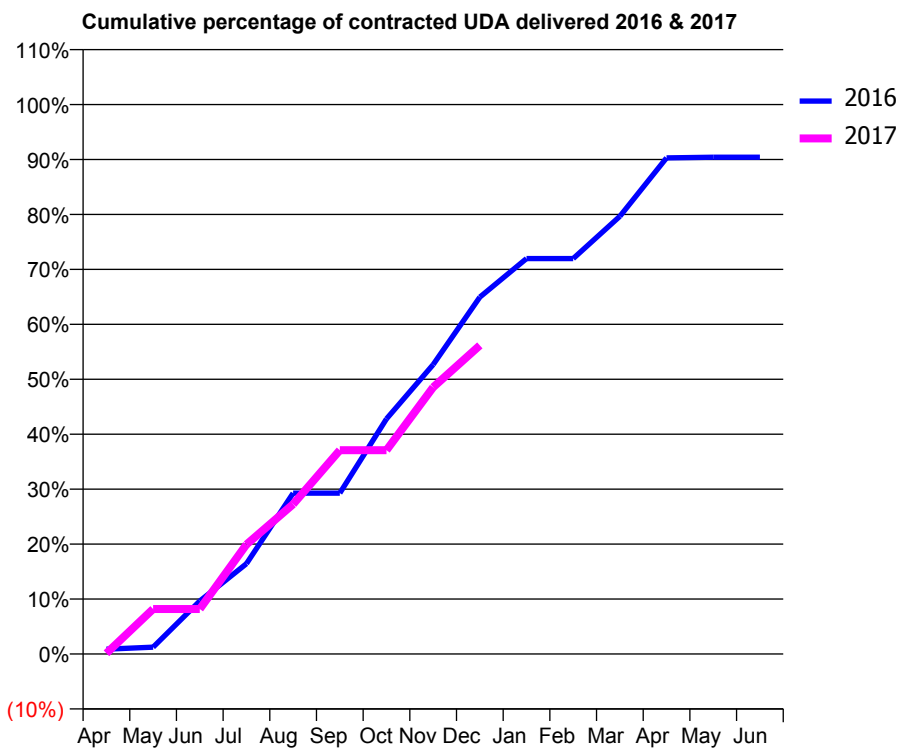
16/17 Contracted general activity (UDA)	723
Carry forward general activity (UDA)	0
16/17 Contracted orthodontic activity (UOA)	0
Carry forward orthodontic activity (UOA)	0
Baseline contract value	£15,267.44

ACCESS*

Patients seen in 24 months	Total	Change since previous quarter
Quarter ending December 2015	462	
Quarter ending March 2016	453	↓
Quarter ending June 2016	444	↓
Quarter ending September 2016	430	↓
Quarter ending December 2016	410	↓
Variance since December 2015	(11.3%)	↓



ACTIVITY



Month	Adjusted Scheduled Activity (UDA)	
	2016	2017
April	7	1
May	10	59
June	77	59
July	132	144
August	234	197
September	234	268
October	342	268
November	421	351
December	520	406
January	576	
February	576	
March	637	
April	722	
May	723	
June	723	

QUALITY

	Quantity	Base Number	Contract	AT	Region	England
% of FP17s for the same patient ID Re-attending within 3 months - Children	4	257	1.6%	9.7%	11.9%	12.4%
% of FP17s for the same patient ID Re-attending within 3 months - Adults	6	81	7.4%	14.2%	16.5%	16.6%
% of FP17s for the same patient ID Re-attending between 3 & 9 months - Children	143	257	55.6%	60.5%	60.2%	57.5%
% of FP17s for the same patient ID Re-attending between 3 & 9 months - Adults	39	81	48.1%	52.5%	52.0%	50.4%
% of FP17s for Band 1 Urgent Courses	5	275	1.8%	7.9%	9.5%	9.1%
% of FP17s Relating to Free Repair or Replacements	0	275	0.0%	0.8%	0.7%	0.8%
% of FP17s Relating to Continuations	0	275	0.0%	1.2%	1.2%	1.3%
% of Patients satisfied with the dentistry they have received	1	1	N/A	92.7%	92.9%	92.7%
% of Patients satisfied with the time they had to wait for an appointment	1	1	N/A	89.4%	88.8%	88.8%

* This is based on patients treated on this contract for their most recent course of treatment. Figures in italics indicate the base number of FP17s or Patient Questionnaire responses are less than 100. N/A is shown where the base number of responses is less than 10 during the period. % is calculated as Quantity/Base number*100

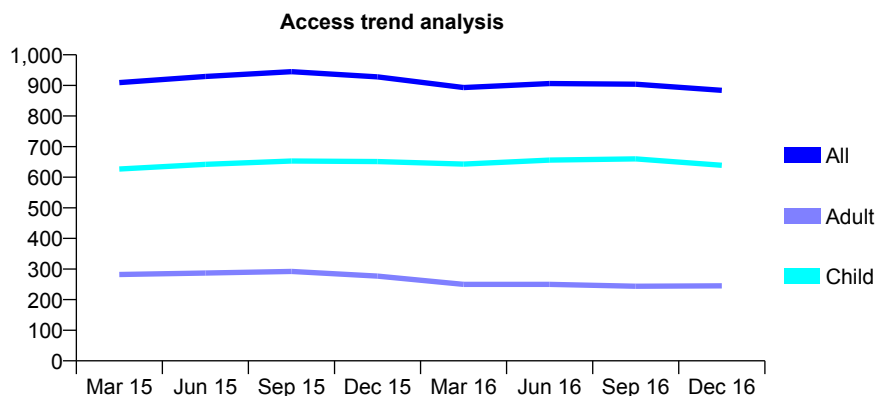
Q64 - Vital Signs At a Glance Contract Report for 320072/0001 - December 2016

Name or company name	Larkhall Dental Practice
Contract type name	GDS Contract
Purpose of contract	General
Contract start date	01/04/2006
Contract end date	

16/17 Contracted general activity (UDA)	2,630
Carry forward general activity (UDA)	41
16/17 Contracted orthodontic activity (UOA)	0
Carry forward orthodontic activity (UOA)	0
Baseline contract value	£83,398.43

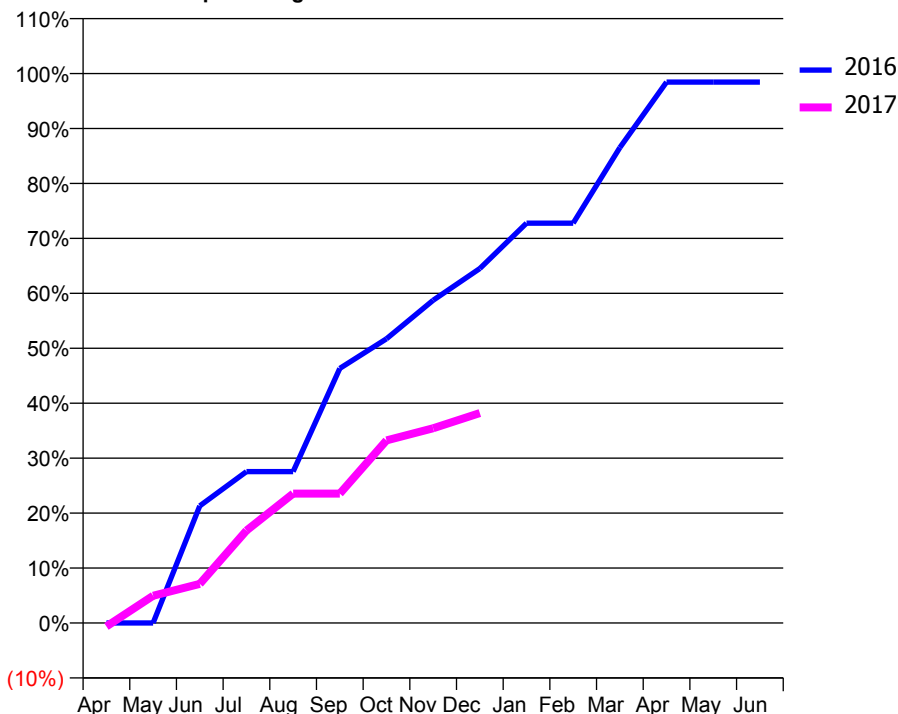
ACCESS*

Patients seen in 24 months	Total	Change since previous quarter
Quarter ending December 2015	928	
Quarter ending March 2016	893	↓
Quarter ending June 2016	906	→
Quarter ending September 2016	904	→
Quarter ending December 2016	884	↓
Variance since December 2015	(4.7%)	↓



ACTIVITY

Cumulative percentage of contracted UDA delivered 2016 & 2017



Month	Adjusted Scheduled Activity (UDA)	
	2016	2017
April	0	-17
May	0	131
June	561	188
July	724	442
August	724	619
September	1,219	619
October	1,360	874
November	1,545	932
December	1,697	1,005
January	1,913	
February	1,913	
March	2,276	
April	2,589	
May	2,589	
June	2,589	

QUALITY

	Quantity	Base Number	Contract	AT	Region	England
% of FP17s for the same patient ID Re-attending within 3 months - Children	15	621	2.4%	9.7%	11.9%	12.4%
% of FP17s for the same patient ID Re-attending within 3 months - Adults	22	135	16.3%	14.2%	16.5%	16.6%
% of FP17s for the same patient ID Re-attending between 3 & 9 months - Children	395	621	63.6%	60.5%	60.2%	57.5%
% of FP17s for the same patient ID Re-attending between 3 & 9 months - Adults	74	135	54.8%	52.5%	52.0%	50.4%
% of FP17s for Band 1 Urgent Courses	19	612	3.1%	7.9%	9.5%	9.1%
% of FP17s Relating to Free Repair or Replacements	2	612	0.3%	0.8%	0.7%	0.8%
% of FP17s Relating to Continuations	8	612	1.3%	1.2%	1.2%	1.3%
% of Patients satisfied with the dentistry they have received	0	0	N/A	92.7%	92.9%	92.7%
% of Patients satisfied with the time they had to wait for an appointment	0	0	N/A	89.4%	88.8%	88.8%

* This is based on patients treated on this contract for their most recent course of treatment. Figures in italics indicate the base number of FP17s or Patient Questionnaire responses are less than 100. N/A is shown where the base number of responses is less than 10 during the period. % is calculated as Quantity/Base number*100

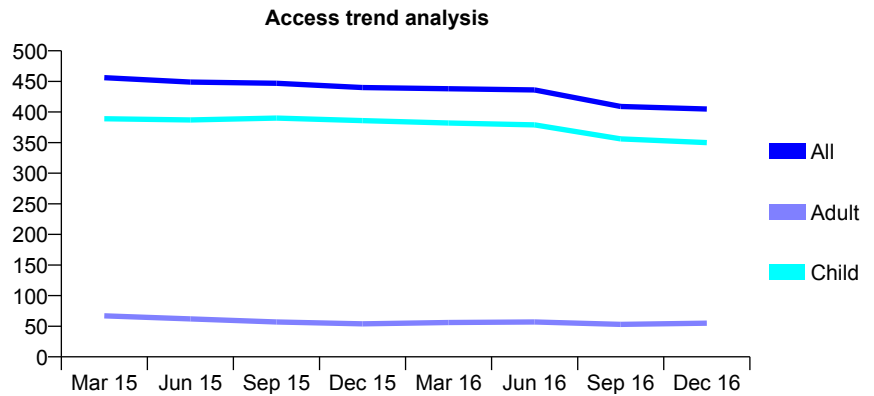
Q64 - Vital Signs At a Glance Contract Report for 325058/0001 - December 2016

Name or company name	MRS VL VAUGHAN
Contract type name	GDS Contract
Purpose of contract	General
Contract start date	01/04/2006
Contract end date	

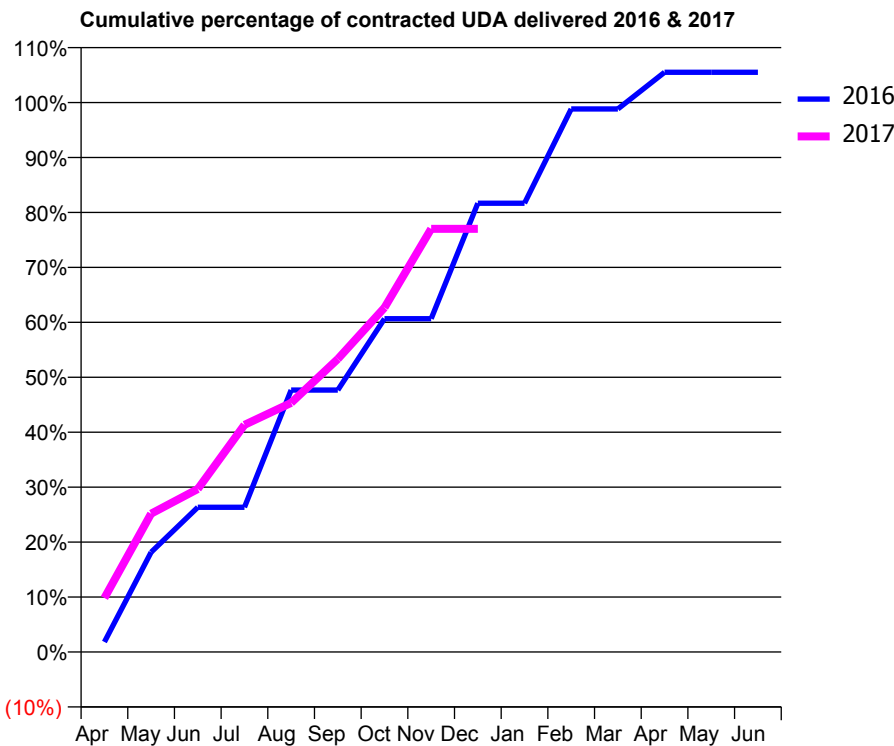
16/17 Contracted general activity (UDA)	600
Carry forward general activity (UDA)	-12
16/17 Contracted orthodontic activity (UOA)	0
Carry forward orthodontic activity (UOA)	0
Baseline contract value	£15,846.23

ACCESS*

Patients seen in 24 months	Total	Change since previous quarter
Quarter ending December 2015	440	
Quarter ending March 2016	438	→
Quarter ending June 2016	436	→
Quarter ending September 2016	409	↓
Quarter ending December 2016	405	→
Variance since December 2015	(8.0%)	↓



ACTIVITY



Month	Adjusted Scheduled Activity (UDA)	
	2016	2017
April	11	59
May	109	151
June	158	178
July	158	248
August	286	272
September	286	320
October	364	376
November	364	462
December	490	462
January	490	
February	593	
March	593	
April	633	
May	633	
June	633	

QUALITY

	Quantity	Base Number	Contract	AT	Region	England
% of FP17s for the same patient ID Re-attending within 3 months - Children	9	338	2.7%	9.7%	11.9%	12.4%
% of FP17s for the same patient ID Re-attending within 3 months - Adults	0	10	0.0%	14.2%	16.5%	16.6%
% of FP17s for the same patient ID Re-attending between 3 & 9 months - Children	184	338	54.4%	60.5%	60.2%	57.5%
% of FP17s for the same patient ID Re-attending between 3 & 9 months - Adults	3	10	30.0%	52.5%	52.0%	50.4%
% of FP17s for Band 1 Urgent Courses	0	324	0.0%	7.9%	9.5%	9.1%
% of FP17s Relating to Free Repair or Replacements	0	324	0.0%	0.8%	0.7%	0.8%
% of FP17s Relating to Continuations	1	324	0.3%	1.2%	1.2%	1.3%
% of Patients satisfied with the dentistry they have received	1	1	N/A	92.7%	92.9%	92.7%
% of Patients satisfied with the time they had to wait for an appointment	0	1	N/A	89.4%	88.8%	88.8%

* This is based on patients treated on this contract for their most recent course of treatment. Figures in italics indicate the base number of FP17s or Patient Questionnaire responses are less than 100. N/A is shown where the base number of responses is less than 10 during the period. % is calculated as Quantity/Base number*100

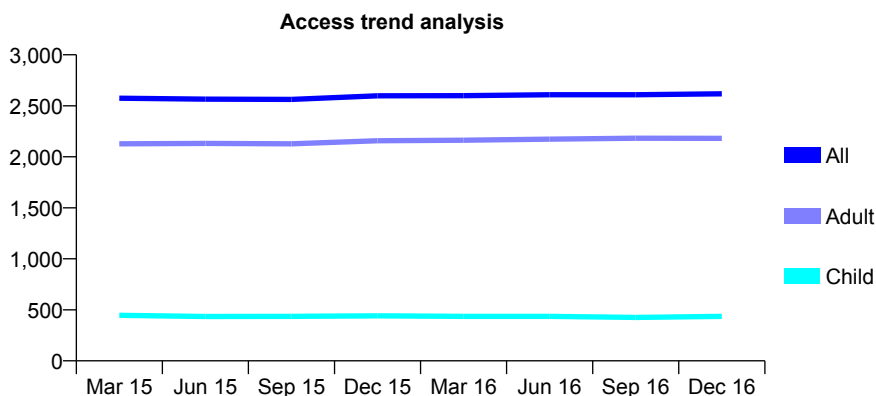
Q64 - Vital Signs At a Glance Contract Report for 325899/0001 - December 2016

Name or company name	MR ID STORRAR
Contract type name	GDS Contract
Purpose of contract	General
Contract start date	01/04/2006
Contract end date	

16/17 Contracted general activity (UDA)	7,900
Carry forward general activity (UDA)	0
16/17 Contracted orthodontic activity (UOA)	0
Carry forward orthodontic activity (UOA)	0
Baseline contract value	£163,821.35

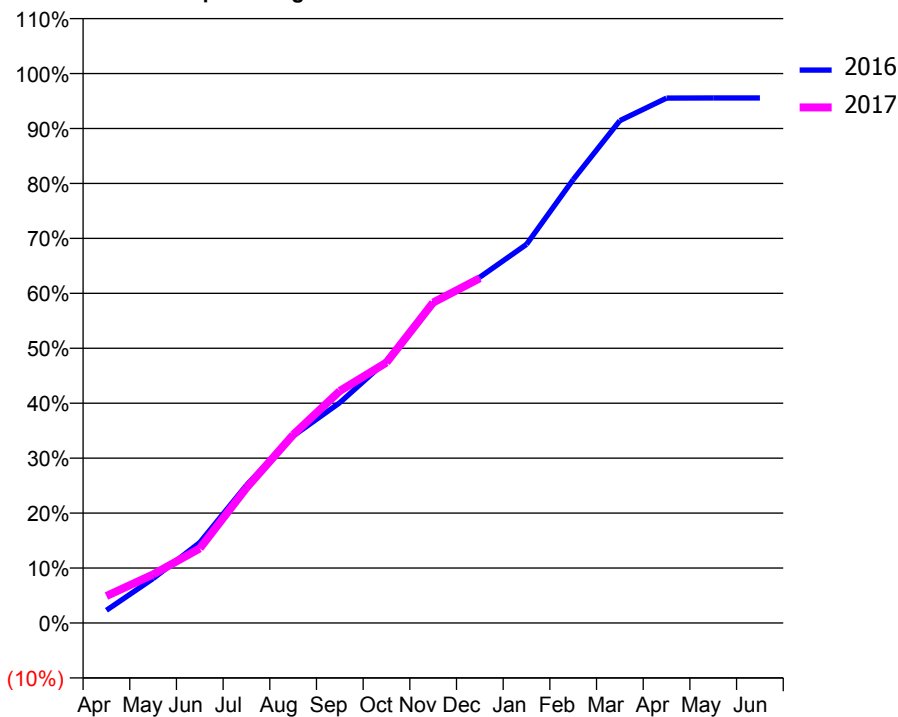
ACCESS*

Patients seen in 24 months	Total	Change since previous quarter
Quarter ending December 2015	2,598	
Quarter ending March 2016	2,599	→
Quarter ending June 2016	2,609	→
Quarter ending September 2016	2,608	→
Quarter ending December 2016	2,617	→
Variance since December 2015	0.7%	→



ACTIVITY

Cumulative percentage of contracted UDA delivered 2016 & 2017



Month	Adjusted Scheduled Activity (UDA)	
	2016	2017
April	184	388
May	638	698
June	1,157	1,073
July	1,981	1,943
August	2,689	2,707
September	3,168	3,336
October	3,770	3,744
November	4,594	4,607
December	4,972	4,957
January	5,443	
February	6,376	
March	7,222	
April	7,547	
May	7,549	
June	7,549	

QUALITY

	Quantity	Base Number	Contract	AT	Region	England
% of FP17s for the same patient ID Re-attending within 3 months - Children	38	536	7.1%	9.7%	11.9%	12.4%
% of FP17s for the same patient ID Re-attending within 3 months - Adults	346	2,343	14.8%	14.2%	16.5%	16.6%
% of FP17s for the same patient ID Re-attending between 3 & 9 months - Children	346	536	64.6%	60.5%	60.2%	57.5%
% of FP17s for the same patient ID Re-attending between 3 & 9 months - Adults	1,251	2,343	53.4%	52.5%	52.0%	50.4%
% of FP17s for Band 1 Urgent Courses	199	2,703	7.4%	7.9%	9.5%	9.1%
% of FP17s Relating to Free Repair or Replacements	72	2,703	2.7%	0.8%	0.7%	0.8%
% of FP17s Relating to Continuations	46	2,703	1.7%	1.2%	1.2%	1.3%
% of Patients satisfied with the dentistry they have received	27	28	96.4%	92.7%	92.9%	92.7%
% of Patients satisfied with the time they had to wait for an appointment	28	28	100.0%	89.4%	88.8%	88.8%

* This is based on patients treated on this contract for their most recent course of treatment. Figures in italics indicate the base number of FP17s or Patient Questionnaire responses are less than 100. N/A is shown where the base number of responses is less than 10 during the period. % is calculated as Quantity/Base number*100

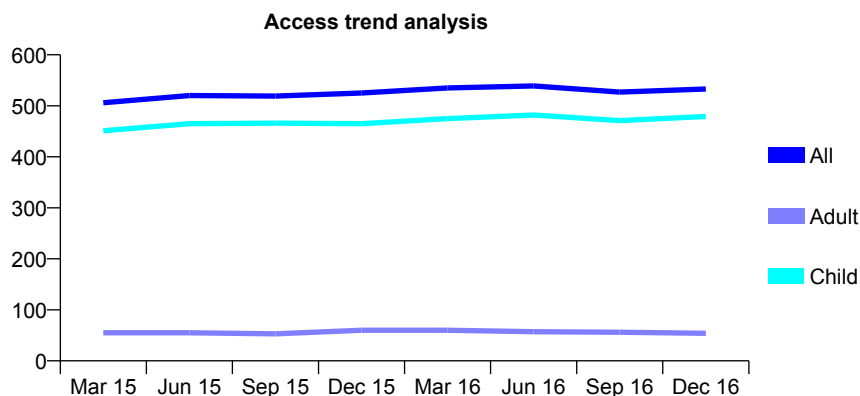
Q64 - Vital Signs At a Glance Contract Report for 334219/0001 - December 2016

Name or company name	MR NM HARRIS
Contract type name	GDS Contract
Purpose of contract	General
Contract start date	01/04/2006
Contract end date	

16/17 Contracted general activity (UDA)	1,850
Carry forward general activity (UDA)	2
16/17 Contracted orthodontic activity (UOA)	0
Carry forward orthodontic activity (UOA)	0
Baseline contract value	£61,477.35

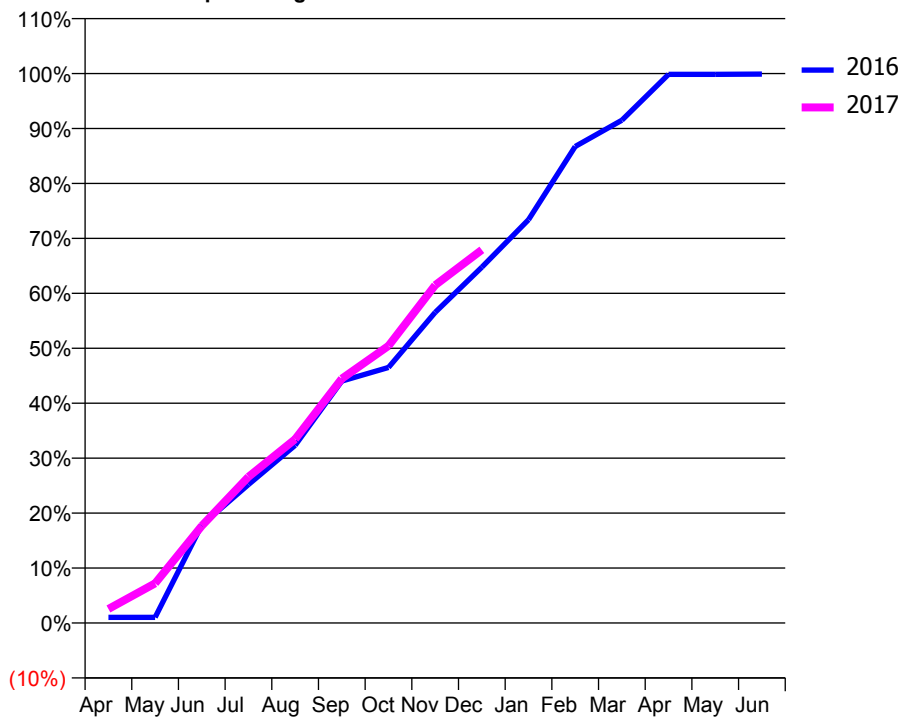
ACCESS*

Patients seen in 24 months	Total	Change since previous quarter
Quarter ending December 2015	525	
Quarter ending March 2016	535	→
Quarter ending June 2016	539	→
Quarter ending September 2016	527	↓
Quarter ending December 2016	533	→
Variance since December 2015	1.5%	→



ACTIVITY

Cumulative percentage of contracted UDA delivered 2016 & 2017



Month	Adjusted Scheduled Activity (UDA)	
	2016	2017
April	19	47
May	19	133
June	330	327
July	466	492
August	598	619
September	814	823
October	860	933
November	1,046	1,138
December	1,198	1,256
January	1,358	
February	1,604	
March	1,693	
April	1,847	
May	1,847	
June	1,848	

QUALITY

	Quantity	Base Number	Contract	AT	Region	England
% of FP17s for the same patient ID Re-attending within 3 months - Children	55	659	8.3%	9.7%	11.9%	12.4%
% of FP17s for the same patient ID Re-attending within 3 months - Adults	2	26	7.7%	14.2%	16.5%	16.6%
% of FP17s for the same patient ID Re-attending between 3 & 9 months - Children	486	659	73.7%	60.5%	60.2%	57.5%
% of FP17s for the same patient ID Re-attending between 3 & 9 months - Adults	18	26	69.2%	52.5%	52.0%	50.4%
% of FP17s for Band 1 Urgent Courses	32	598	5.4%	7.9%	9.5%	9.1%
% of FP17s Relating to Free Repair or Replacements	0	598	0.0%	0.8%	0.7%	0.8%
% of FP17s Relating to Continuations	0	598	0.0%	1.2%	1.2%	1.3%
% of Patients satisfied with the dentistry they have received	1	1	N/A	92.7%	92.9%	92.7%
% of Patients satisfied with the time they had to wait for an appointment	1	1	N/A	89.4%	88.8%	88.8%

* This is based on patients treated on this contract for their most recent course of treatment. Figures in italics indicate the base number of FP17s or Patient Questionnaire responses are less than 100. N/A is shown where the base number of responses is less than 10 during the period. % is calculated as Quantity/Base number*100

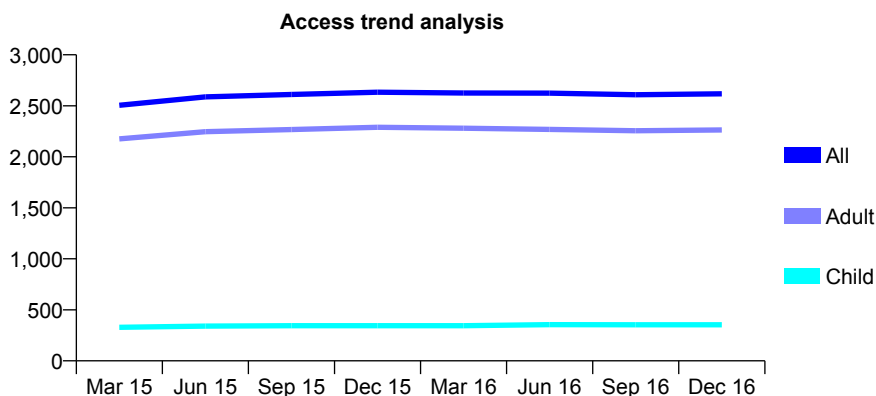
Q64 - Vital Signs At a Glance Contract Report for 335193/0001 - December 2016

Name or company name	MISS KJ TIMOTHY
Contract type name	GDS Contract
Purpose of contract	General
Contract start date	01/04/2006
Contract end date	

16/17 Contracted general activity (UDA)	6,535
Carry forward general activity (UDA)	0
16/17 Contracted orthodontic activity (UOA)	0
Carry forward orthodontic activity (UOA)	0
Baseline contract value	£187,371.10

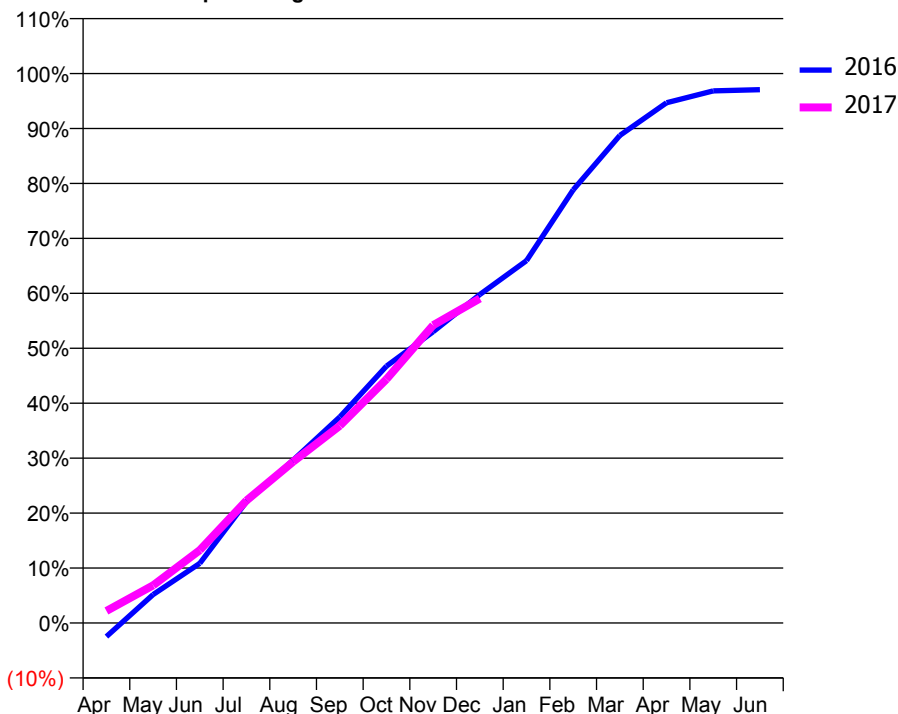
ACCESS*

Patients seen in 24 months	Total	Change since previous quarter
Quarter ending December 2015	2,633	
Quarter ending March 2016	2,626	→
Quarter ending June 2016	2,624	→
Quarter ending September 2016	2,609	→
Quarter ending December 2016	2,618	→
Variance since December 2015	(0.6%)	→



ACTIVITY

Cumulative percentage of contracted UDA delivered 2016 & 2017



Month	Adjusted Scheduled Activity (UDA)	
	2016	2017
April	-163	143
May	338	447
June	710	867
July	1,442	1,457
August	1,937	1,919
September	2,452	2,347
October	3,056	2,900
November	3,464	3,542
December	3,907	3,859
January	4,309	
February	5,152	
March	5,799	
April	6,187	
May	6,328	
June	6,342	

QUALITY

	Quantity	Base Number	Contract	AT	Region	England
% of FP17s for the same patient ID Re-attending within 3 months - Children	28	369	7.6%	9.7%	11.9%	12.4%
% of FP17s for the same patient ID Re-attending within 3 months - Adults	260	2,003	13.0%	14.2%	16.5%	16.6%
% of FP17s for the same patient ID Re-attending between 3 & 9 months - Children	212	369	57.5%	60.5%	60.2%	57.5%
% of FP17s for the same patient ID Re-attending between 3 & 9 months - Adults	947	2,003	47.3%	52.5%	52.0%	50.4%
% of FP17s for Band 1 Urgent Courses	164	2,161	7.6%	7.9%	9.5%	9.1%
% of FP17s Relating to Free Repair or Replacements	10	2,161	0.5%	0.8%	0.7%	0.8%
% of FP17s Relating to Continuations	58	2,161	2.7%	1.2%	1.2%	1.3%
% of Patients satisfied with the dentistry they have received	5	6	N/A	92.7%	92.9%	92.7%
% of Patients satisfied with the time they had to wait for an appointment	6	6	N/A	89.4%	88.8%	88.8%

* This is based on patients treated on this contract for their most recent course of treatment. Figures in italics indicate the base number of FP17s or Patient Questionnaire responses are less than 100. N/A is shown where the base number of responses is less than 10 during the period. % is calculated as Quantity/Base number*100

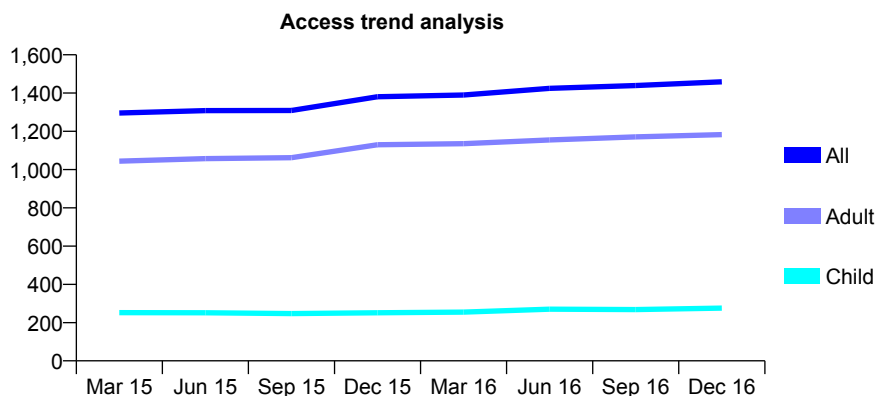
Q64 - Vital Signs At a Glance Contract Report for 335649/0001 - December 2016

Name or company name	MR GS SOLKER
Contract type name	GDS Contract
Purpose of contract	General
Contract start date	12/06/2006
Contract end date	

16/17 Contracted general activity (UDA)	3,861
Carry forward general activity (UDA)	0
16/17 Contracted orthodontic activity (UOA)	0
Carry forward orthodontic activity (UOA)	0
Baseline contract value	£88,377.04

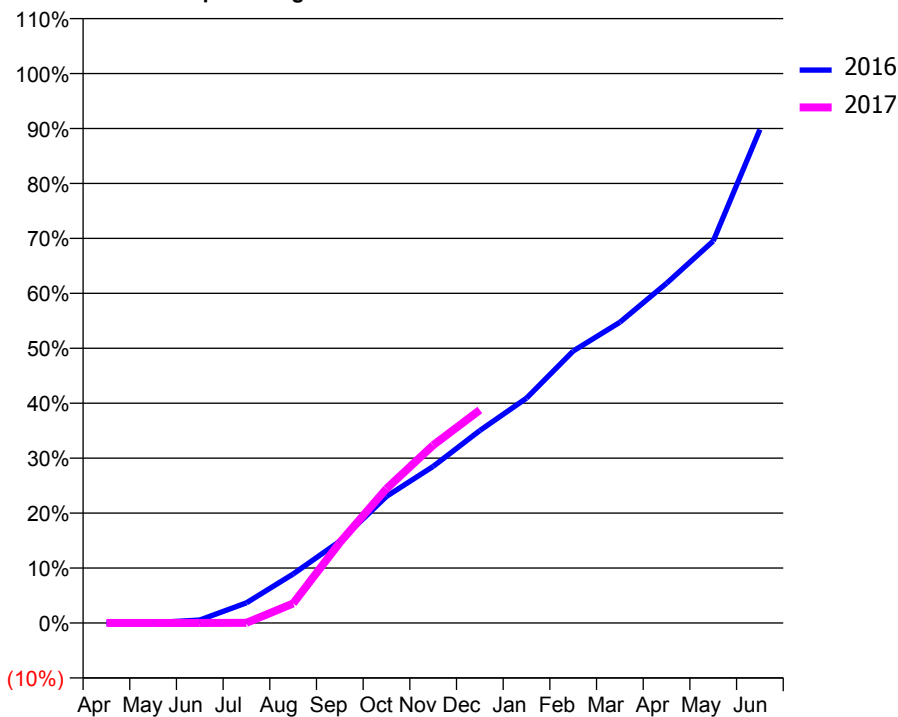
ACCESS*

Patients seen in 24 months	Total	Change since previous quarter
Quarter ending December 2015	1,381	
Quarter ending March 2016	1,390	→
Quarter ending June 2016	1,425	↑
Quarter ending September 2016	1,439	→
Quarter ending December 2016	1,459	→
Variance since December 2015	5.6%	↑



ACTIVITY

Cumulative percentage of contracted UDA delivered 2016 & 2017



Month	Adjusted Scheduled Activity (UDA)	
	2016	2017
April	0	0
May	3	0
June	23	0
July	158	1
August	383	137
September	640	565
October	990	944
November	1,226	1,250
December	1,507	1,497
January	1,760	
February	2,128	
March	2,353	
April	2,658	
May	2,989	
June	3,861	

QUALITY

	Quantity	Base Number	Contract	AT	Region	England
% of FP17s for the same patient ID Re-attending within 3 months - Children	10	289	3.5%	9.7%	11.9%	12.4%
% of FP17s for the same patient ID Re-attending within 3 months - Adults	72	1,091	6.6%	14.2%	16.5%	16.6%
% of FP17s for the same patient ID Re-attending between 3 & 9 months - Children	170	289	58.8%	60.5%	60.2%	57.5%
% of FP17s for the same patient ID Re-attending between 3 & 9 months - Adults	588	1,091	53.9%	52.5%	52.0%	50.4%
% of FP17s for Band 1 Urgent Courses	4	779	0.5%	7.9%	9.5%	9.1%
% of FP17s Relating to Free Repair or Replacements	1	779	0.1%	0.8%	0.7%	0.8%
% of FP17s Relating to Continuations	0	779	0.0%	1.2%	1.2%	1.3%
% of Patients satisfied with the dentistry they have received	8	10	80.0%	92.7%	92.9%	92.7%
% of Patients satisfied with the time they had to wait for an appointment	10	10	100.0%	89.4%	88.8%	88.8%

* This is based on patients treated on this contract for their most recent course of treatment. Figures in italics indicate the base number of FP17s or Patient Questionnaire responses are less than 100. N/A is shown where the base number of responses is less than 10 during the period. % is calculated as Quantity/Base number*100

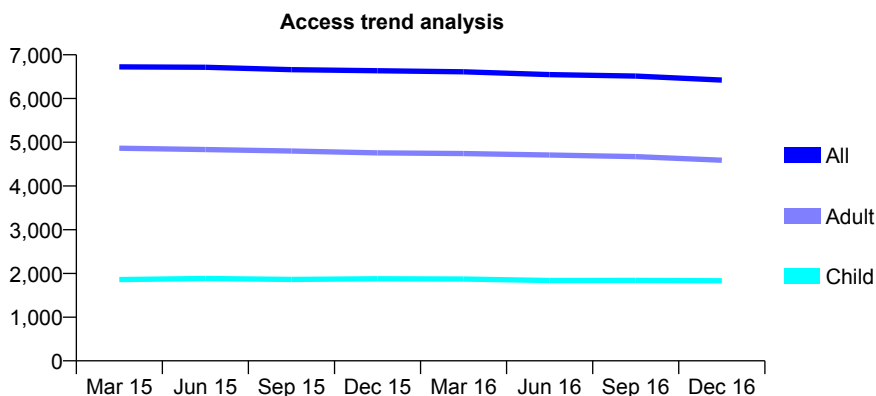
Q64 - Vital Signs At a Glance Contract Report for 344354/0001 - December 2016

Name or company name	MR CS FULLAWAY
Contract type name	GDS Contract
Purpose of contract	General
Contract start date	01/04/2006
Contract end date	

16/17 Contracted general activity (UDA)	12,742
Carry forward general activity (UDA)	-167
16/17 Contracted orthodontic activity (UOA)	0
Carry forward orthodontic activity (UOA)	0
Baseline contract value	£340,572.81

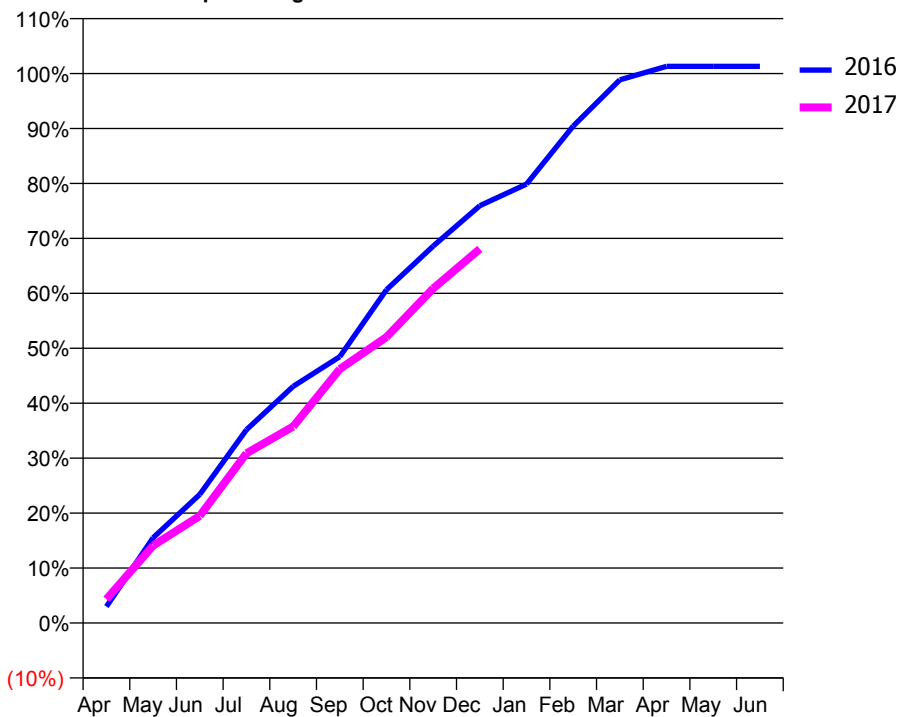
ACCESS*

Patients seen in 24 months	Total	Change since previous quarter
Quarter ending December 2015	6,635	
Quarter ending March 2016	6,612	→
Quarter ending June 2016	6,546	→
Quarter ending September 2016	6,512	→
Quarter ending December 2016	6,423	↓
Variance since December 2015	(3.2%)	↓



ACTIVITY

Cumulative percentage of contracted UDA delivered 2016 & 2017



Month	Adjusted Scheduled Activity (UDA)	
	2016	2017
April	382	551
May	1,978	1,795
June	2,981	2,484
July	4,481	3,936
August	5,485	4,555
September	6,177	5,890
October	7,727	6,631
November	8,741	7,757
December	9,676	8,675
January	10,177	
February	11,521	
March	12,594	
April	12,907	
May	12,908	
June	12,909	

QUALITY

	Quantity	Base Number	Contract	AT	Region	England
% of FP17s for the same patient ID Re-attending within 3 months - Children	127	1,802	7.0%	9.7%	11.9%	12.4%
% of FP17s for the same patient ID Re-attending within 3 months - Adults	843	4,612	18.3%	14.2%	16.5%	16.6%
% of FP17s for the same patient ID Re-attending between 3 & 9 months - Children	955	1,802	53.0%	60.5%	60.2%	57.5%
% of FP17s for the same patient ID Re-attending between 3 & 9 months - Adults	2,053	4,612	44.5%	52.5%	52.0%	50.4%
% of FP17s for Band 1 Urgent Courses	634	5,234	12.1%	7.9%	9.5%	9.1%
% of FP17s Relating to Free Repair or Replacements	50	5,234	1.0%	0.8%	0.7%	0.8%
% of FP17s Relating to Continuations	43	5,234	0.8%	1.2%	1.2%	1.3%
% of Patients satisfied with the dentistry they have received	18	19	94.7%	92.7%	92.9%	92.7%
% of Patients satisfied with the time they had to wait for an appointment	15	19	78.9%	89.4%	88.8%	88.8%

* This is based on patients treated on this contract for their most recent course of treatment. Figures in italics indicate the base number of FP17s or Patient Questionnaire responses are less than 100. N/A is shown where the base number of responses is less than 10 during the period. % is calculated as Quantity/Base number*100

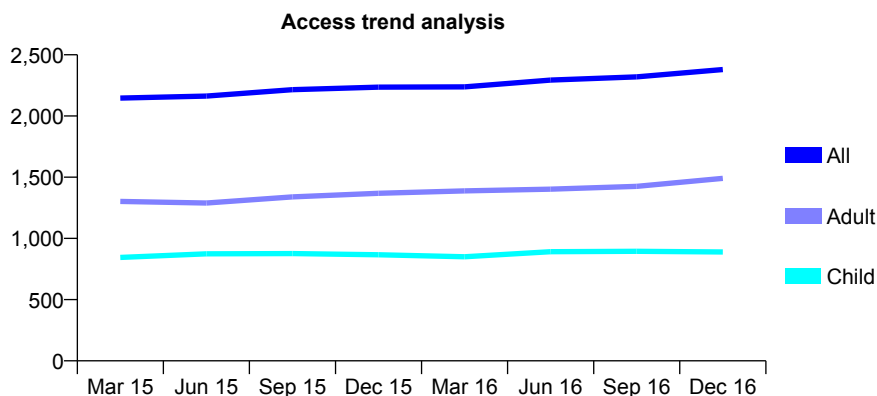
Q64 - Vital Signs At a Glance Contract Report for 354198/0001 - December 2016

Name or company name	MR F ABBASSIAN
Contract type name	GDS Contract
Purpose of contract	General
Contract start date	01/04/2006
Contract end date	

16/17 Contracted general activity (UDA)	8,643
Carry forward general activity (UDA)	329
16/17 Contracted orthodontic activity (UOA)	0
Carry forward orthodontic activity (UOA)	0
Baseline contract value	£212,525.48

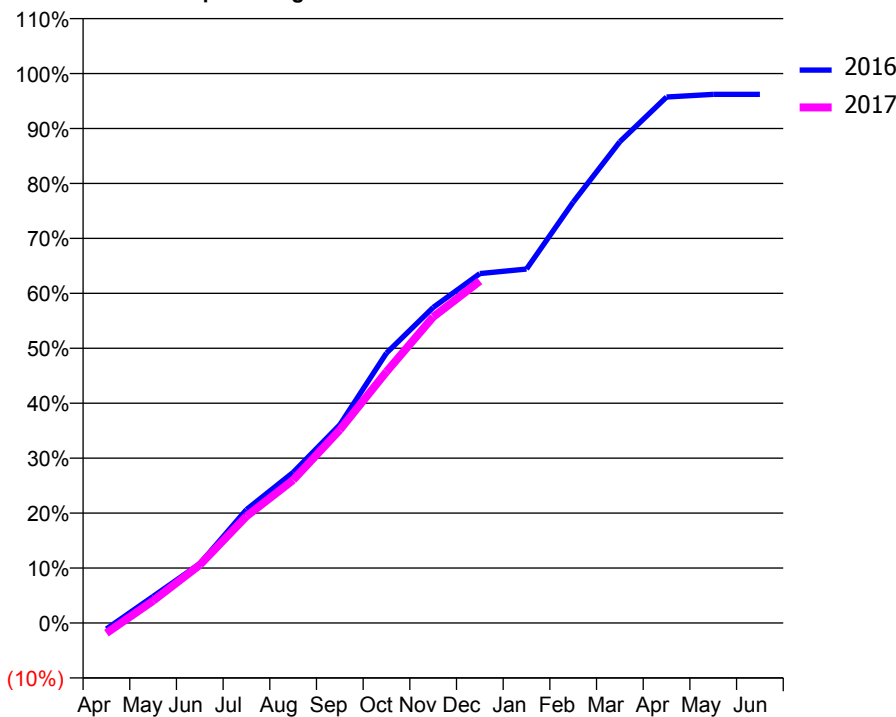
ACCESS*

Patients seen in 24 months	Total	Change since previous quarter
Quarter ending December 2015	2,236	
Quarter ending March 2016	2,238	→
Quarter ending June 2016	2,294	↑
Quarter ending September 2016	2,320	→
Quarter ending December 2016	2,380	↑
Variance since December 2015	6.4%	↑



ACTIVITY

Cumulative percentage of contracted UDA delivered 2016 & 2017



Month	Adjusted Scheduled Activity (UDA)	
	2016	2017
April	-95	-160
May	419	349
June	933	913
July	1,784	1,678
August	2,369	2,249
September	3,117	3,038
October	4,247	3,952
November	4,963	4,814
December	5,496	5,380
January	5,568	
February	6,621	
March	7,570	
April	8,272	
May	8,314	
June	8,314	

QUALITY

	Quantity	Base Number	Contract	AT	Region	England
% of FP17s for the same patient ID Re-attending within 3 months - Children	61	971	6.3%	9.7%	11.9%	12.4%
% of FP17s for the same patient ID Re-attending within 3 months - Adults	230	1,403	16.4%	14.2%	16.5%	16.6%
% of FP17s for the same patient ID Re-attending between 3 & 9 months - Children	516	971	53.1%	60.5%	60.2%	57.5%
% of FP17s for the same patient ID Re-attending between 3 & 9 months - Adults	548	1,403	39.1%	52.5%	52.0%	50.4%
% of FP17s for Band 1 Urgent Courses	163	2,123	7.7%	7.9%	9.5%	9.1%
% of FP17s Relating to Free Repair or Replacements	8	2,123	0.4%	0.8%	0.7%	0.8%
% of FP17s Relating to Continuations	43	2,123	2.0%	1.2%	1.2%	1.3%
% of Patients satisfied with the dentistry they have received	7	8	N/A	92.7%	92.9%	92.7%
% of Patients satisfied with the time they had to wait for an appointment	7	8	N/A	89.4%	88.8%	88.8%

* This is based on patients treated on this contract for their most recent course of treatment. Figures in italics indicate the base number of FP17s or Patient Questionnaire responses are less than 100. N/A is shown where the base number of responses is less than 10 during the period. % is calculated as Quantity/Base number*100

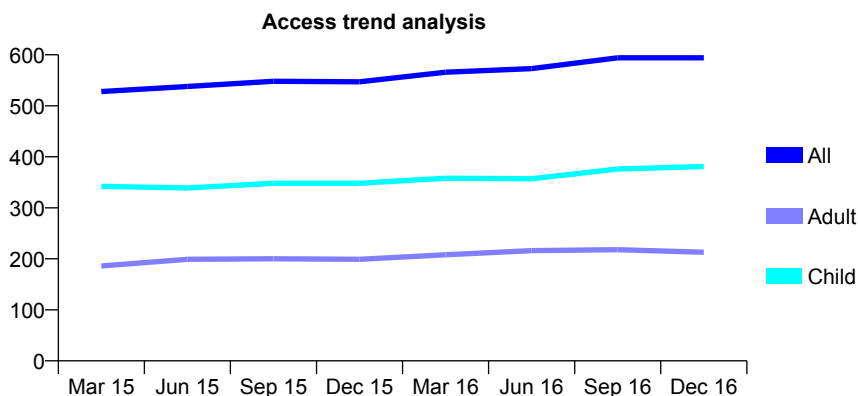
Q64 - Vital Signs At a Glance Contract Report for 354821/0001 - December 2016

Name or company name	MRS EM MARCHANT
Contract type name	GDS Contract
Purpose of contract	General
Contract start date	08/03/2010
Contract end date	

16/17 Contracted general activity (UDA)	1,319
Carry forward general activity (UDA)	0
16/17 Contracted orthodontic activity (UOA)	0
Carry forward orthodontic activity (UOA)	0
Baseline contract value	£27,673.85

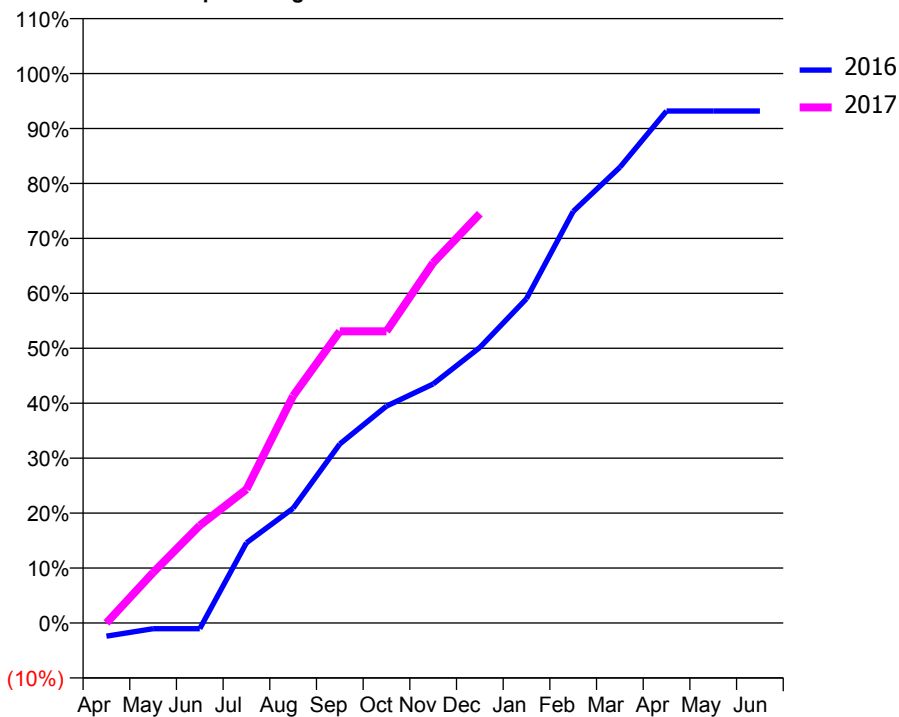
ACCESS*

Patients seen in 24 months	Total	Change since previous quarter
Quarter ending December 2015	547	
Quarter ending March 2016	566	↑
Quarter ending June 2016	573	→
Quarter ending September 2016	594	↑
Quarter ending December 2016	594	→
Variance since December 2015	8.6%	↑



ACTIVITY

Cumulative percentage of contracted UDA delivered 2016 & 2017



Month	Adjusted Scheduled Activity (UDA)	
	2016	2017
April	-32	0
May	-14	121
June	-14	234
July	192	321
August	275	545
September	430	700
October	521	700
November	574	865
December	662	983
January	779	
February	988	
March	1,094	
April	1,229	
May	1,229	
June	1,229	

QUALITY

	Quantity	Base Number	Contract	AT	Region	England
% of FP17s for the same patient ID Re-attending within 3 months - Children	42	432	9.7%	9.7%	11.9%	12.4%
% of FP17s for the same patient ID Re-attending within 3 months - Adults	30	170	17.6%	14.2%	16.5%	16.6%
% of FP17s for the same patient ID Re-attending between 3 & 9 months - Children	258	432	59.7%	60.5%	60.2%	57.5%
% of FP17s for the same patient ID Re-attending between 3 & 9 months - Adults	90	170	52.9%	52.5%	52.0%	50.4%
% of FP17s for Band 1 Urgent Courses	3	541	0.6%	7.9%	9.5%	9.1%
% of FP17s Relating to Free Repair or Replacements	0	541	0.0%	0.8%	0.7%	0.8%
% of FP17s Relating to Continuations	0	541	0.0%	1.2%	1.2%	1.3%
% of Patients satisfied with the dentistry they have received	2	2	N/A	92.7%	92.9%	92.7%
% of Patients satisfied with the time they had to wait for an appointment	2	2	N/A	89.4%	88.8%	88.8%

* This is based on patients treated on this contract for their most recent course of treatment. Figures in italics indicate the base number of FP17s or Patient Questionnaire responses are less than 100. N/A is shown where the base number of responses is less than 10 during the period. % is calculated as Quantity/Base number*100

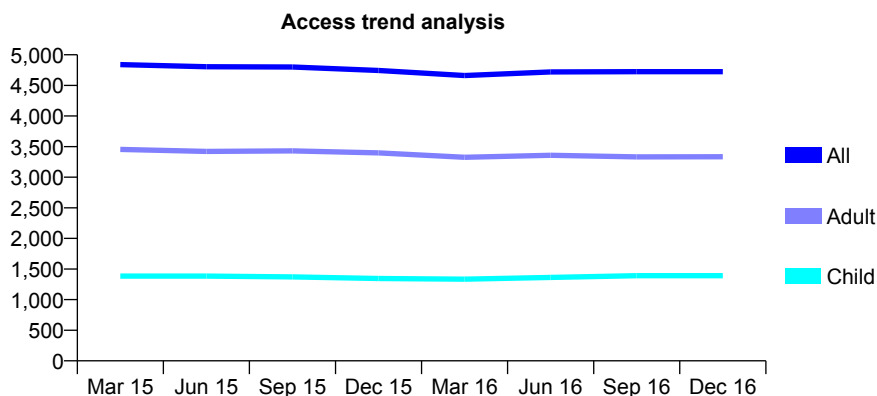
Q64 - Vital Signs At a Glance Contract Report for 363782/0001 - December 2016

Name or company name	MR UH OGUIKE
Contract type name	GDS Contract
Purpose of contract	General
Contract start date	01/10/2008
Contract end date	

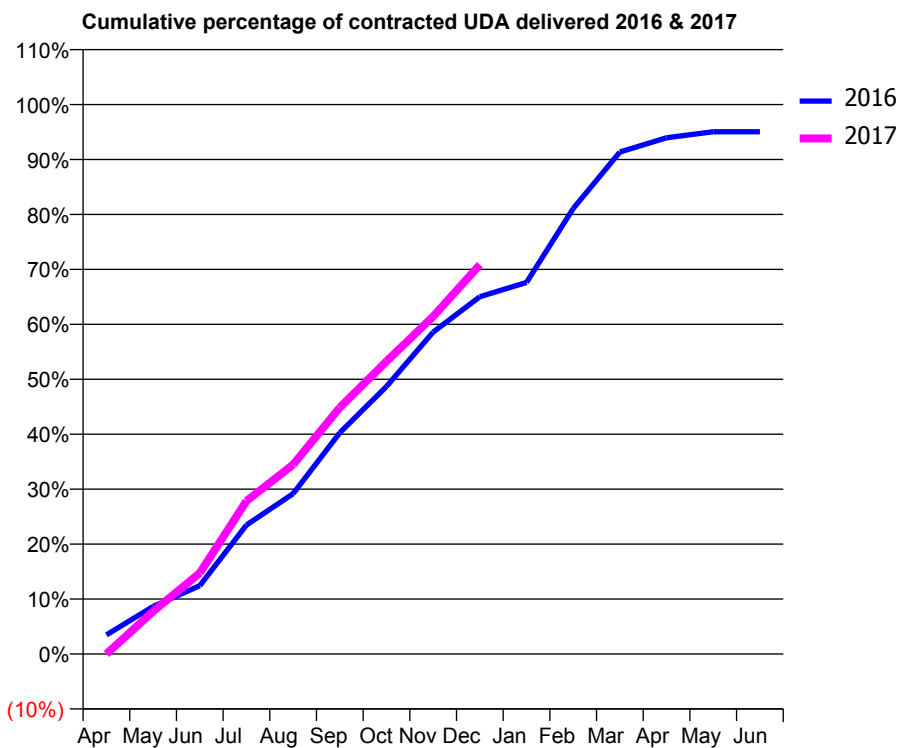
16/17 Contracted general activity (UDA)	13,465
Carry forward general activity (UDA)	0
16/17 Contracted orthodontic activity (UOA)	0
Carry forward orthodontic activity (UOA)	0
Baseline contract value	£317,118.29

ACCESS*

Patients seen in 24 months	Total	Change since previous quarter
Quarter ending December 2015	4,743	
Quarter ending March 2016	4,661	↓
Quarter ending June 2016	4,720	→
Quarter ending September 2016	4,725	→
Quarter ending December 2016	4,725	→
Variance since December 2015	(0.4%)	→



ACTIVITY



Month	Adjusted Scheduled Activity (UDA)	
	2016	2017
April	470	0
May	1,165	1,044
June	1,675	1,984
July	3,161	3,750
August	3,929	4,643
September	5,422	6,041
October	6,555	7,170
November	7,890	8,271
December	8,755	9,539
January	9,106	
February	10,916	
March	12,301	
April	12,650	
May	12,798	
June	12,798	

QUALITY

	Quantity	Base Number	Contract	AT	Region	England
% of FP17s for the same patient ID Re-attending within 3 months - Children	73	1,481	4.9%	9.7%	11.9%	12.4%
% of FP17s for the same patient ID Re-attending within 3 months - Adults	379	3,104	12.2%	14.2%	16.5%	16.6%
% of FP17s for the same patient ID Re-attending between 3 & 9 months - Children	788	1,481	53.2%	60.5%	60.2%	57.5%
% of FP17s for the same patient ID Re-attending between 3 & 9 months - Adults	1,628	3,104	52.4%	52.5%	52.0%	50.4%
% of FP17s for Band 1 Urgent Courses	222	4,361	5.1%	7.9%	9.5%	9.1%
% of FP17s Relating to Free Repair or Replacements	7	4,361	0.2%	0.8%	0.7%	0.8%
% of FP17s Relating to Continuations	17	4,361	0.4%	1.2%	1.2%	1.3%
% of Patients satisfied with the dentistry they have received	7	9	N/A	92.7%	92.9%	92.7%
% of Patients satisfied with the time they had to wait for an appointment	8	9	N/A	89.4%	88.8%	88.8%

* This is based on patients treated on this contract for their most recent course of treatment. Figures in italics indicate the base number of FP17s or Patient Questionnaire responses are less than 100. N/A is shown where the base number of responses is less than 10 during the period. % is calculated as Quantity/Base number*100

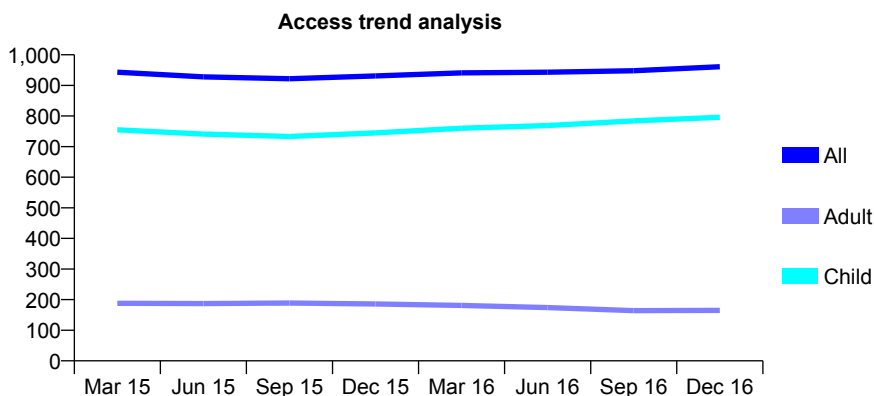
Q64 - Vital Signs At a Glance Contract Report for 386782/0001 - December 2016

Name or company name	MR AA REED
Contract type name	GDS Contract
Purpose of contract	General
Contract start date	01/04/2006
Contract end date	

16/17 Contracted general activity (UDA)	2,000
Carry forward general activity (UDA)	-40
16/17 Contracted orthodontic activity (UOA)	0
Carry forward orthodontic activity (UOA)	0
Baseline contract value	£42,391.32

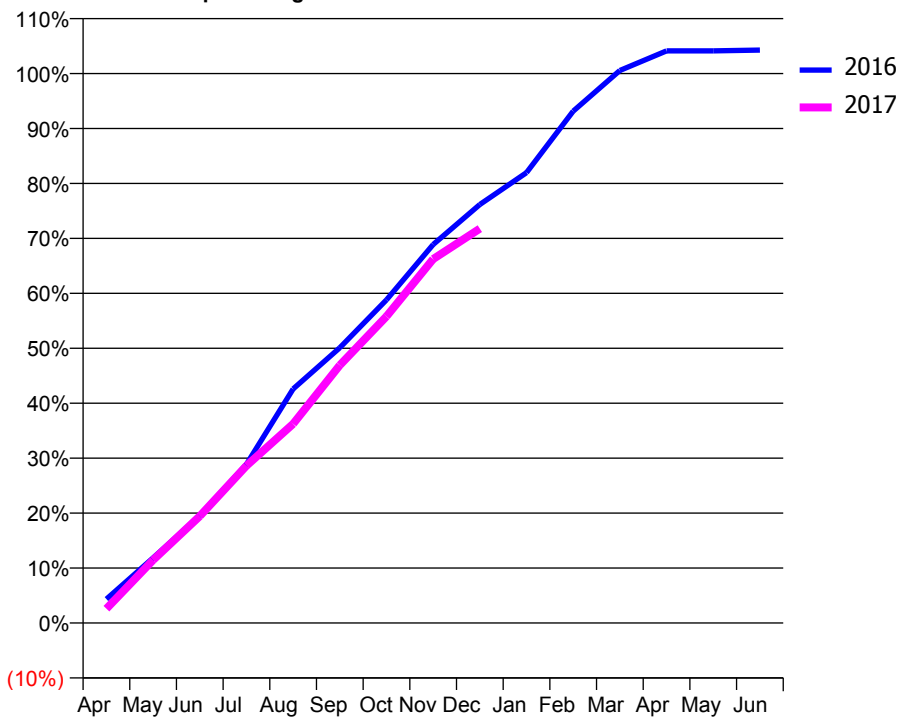
ACCESS*

Patients seen in 24 months	Total	Change since previous quarter
Quarter ending December 2015	931	
Quarter ending March 2016	941	→
Quarter ending June 2016	943	→
Quarter ending September 2016	948	→
Quarter ending December 2016	961	→
Variance since December 2015	3.2%	↑



ACTIVITY

Cumulative percentage of contracted UDA delivered 2016 & 2017



Month	Adjusted Scheduled Activity (UDA)	
	2016	2017
April	87	52
May	237	229
June	390	389
July	578	573
August	852	725
September	1,002	939
October	1,176	1,116
November	1,378	1,325
December	1,523	1,435
January	1,639	
February	1,863	
March	2,011	
April	2,082	
May	2,082	
June	2,085	

QUALITY

	Quantity	Base Number	Contract	AT	Region	England
% of FP17s for the same patient ID Re-attending within 3 months - Children	33	752	4.4%	9.7%	11.9%	12.4%
% of FP17s for the same patient ID Re-attending within 3 months - Adults	16	122	13.1%	14.2%	16.5%	16.6%
% of FP17s for the same patient ID Re-attending between 3 & 9 months - Children	402	752	53.5%	60.5%	60.2%	57.5%
% of FP17s for the same patient ID Re-attending between 3 & 9 months - Adults	65	122	53.3%	52.5%	52.0%	50.4%
% of FP17s for Band 1 Urgent Courses	41	817	5.0%	7.9%	9.5%	9.1%
% of FP17s Relating to Free Repair or Replacements	0	817	0.0%	0.8%	0.7%	0.8%
% of FP17s Relating to Continuations	0	817	0.0%	1.2%	1.2%	1.3%
% of Patients satisfied with the dentistry they have received	0	0	N/A	92.7%	92.9%	92.7%
% of Patients satisfied with the time they had to wait for an appointment	0	0	N/A	89.4%	88.8%	88.8%

* This is based on patients treated on this contract for their most recent course of treatment. Figures in italics indicate the base number of FP17s or Patient Questionnaire responses are less than 100. N/A is shown where the base number of responses is less than 10 during the period. % is calculated as Quantity/Base number*100

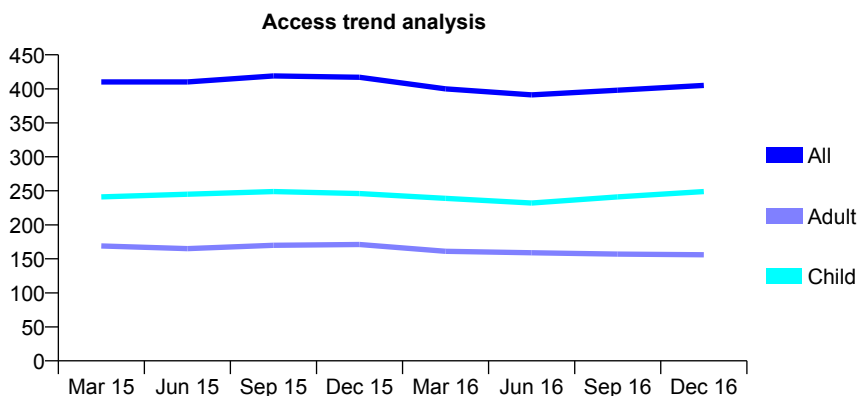
Q64 - Vital Signs At a Glance Contract Report for 559598/0001 - December 2016

Name or company name	MISS RA EVANS
Contract type name	GDS Contract
Purpose of contract	General
Contract start date	01/04/2006
Contract end date	

16/17 Contracted general activity (UDA)	1,000
Carry forward general activity (UDA)	0
16/17 Contracted orthodontic activity (UOA)	0
Carry forward orthodontic activity (UOA)	0
Baseline contract value	£26,414.59

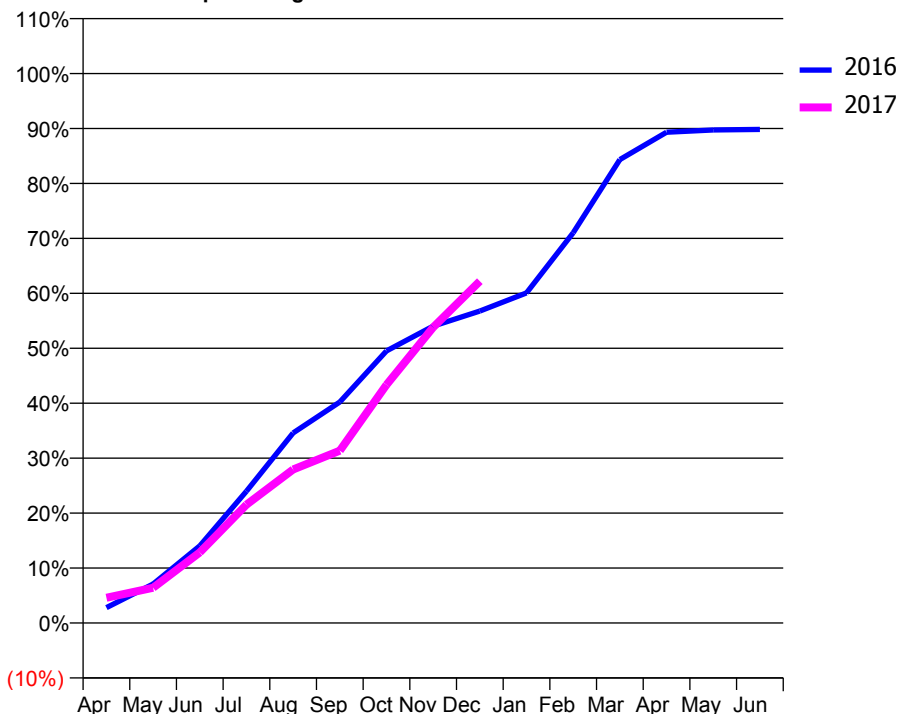
ACCESS*

Patients seen in 24 months	Total	Change since previous quarter
Quarter ending December 2015	417	
Quarter ending March 2016	400	↓
Quarter ending June 2016	391	↓
Quarter ending September 2016	398	→
Quarter ending December 2016	405	→
Variance since December 2015	(2.9%)	↓



ACTIVITY

Cumulative percentage of contracted UDA delivered 2016 & 2017



Month	Adjusted Scheduled Activity (UDA)	
	2016	2017
April	28	46
May	71	64
June	140	128
July	240	215
August	346	279
September	402	314
October	495	434
November	540	538
December	568	622
January	601	
February	710	
March	843	
April	893	
May	897	
June	898	

QUALITY

	Quantity	Base Number	Contract	AT	Region	England
% of FP17s for the same patient ID Re-attending within 3 months - Children	9	252	3.6%	9.7%	11.9%	12.4%
% of FP17s for the same patient ID Re-attending within 3 months - Adults	29	143	20.3%	14.2%	16.5%	16.6%
% of FP17s for the same patient ID Re-attending between 3 & 9 months - Children	123	252	48.8%	60.5%	60.2%	57.5%
% of FP17s for the same patient ID Re-attending between 3 & 9 months - Adults	70	143	49.0%	52.5%	52.0%	50.4%
% of FP17s for Band 1 Urgent Courses	11	356	3.1%	7.9%	9.5%	9.1%
% of FP17s Relating to Free Repair or Replacements	0	356	0.0%	0.8%	0.7%	0.8%
% of FP17s Relating to Continuations	6	356	1.7%	1.2%	1.2%	1.3%
% of Patients satisfied with the dentistry they have received	2	2	N/A	92.7%	92.9%	92.7%
% of Patients satisfied with the time they had to wait for an appointment	2	2	N/A	89.4%	88.8%	88.8%

* This is based on patients treated on this contract for their most recent course of treatment. Figures in italics indicate the base number of FP17s or Patient Questionnaire responses are less than 100. N/A is shown where the base number of responses is less than 10 during the period. % is calculated as Quantity/Base number*100

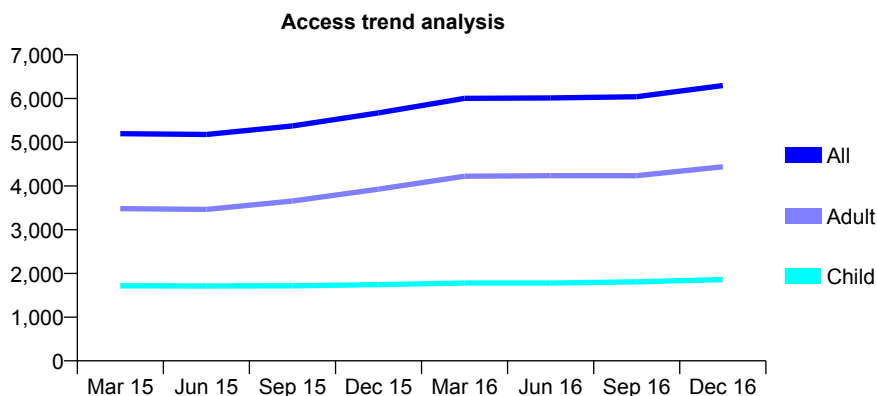
Q64 - Vital Signs At a Glance Contract Report for 564028/0001 - December 2016

Name or company name	MR DS BARKER
Contract type name	GDS Contract
Purpose of contract	General
Contract start date	01/04/2006
Contract end date	

16/17 Contracted general activity (UDA)	16,372
Carry forward general activity (UDA)	-37
16/17 Contracted orthodontic activity (UOA)	0
Carry forward orthodontic activity (UOA)	0
Baseline contract value	£421,655.09

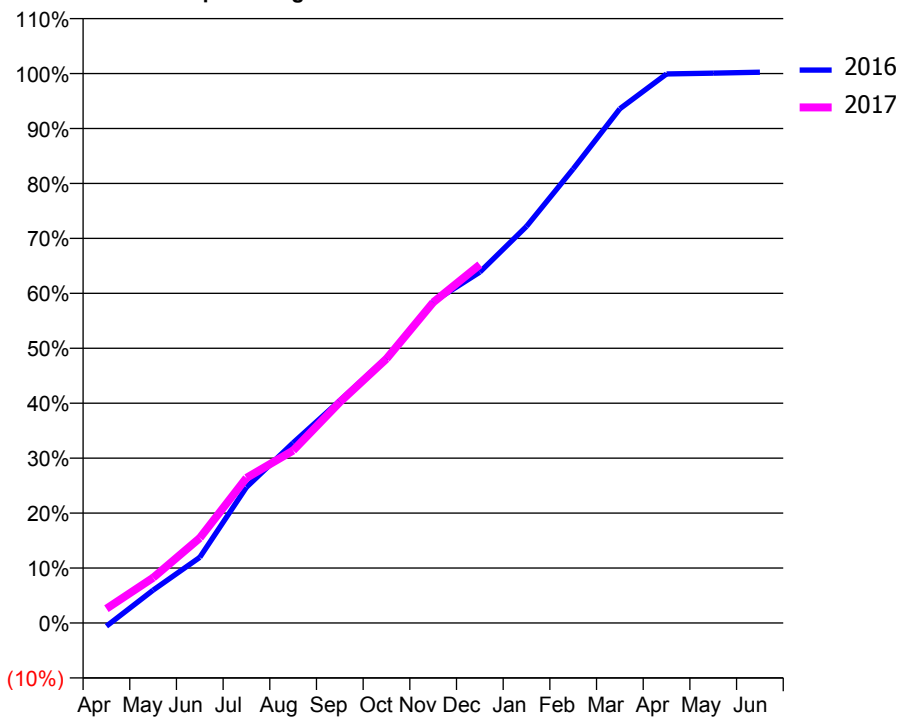
ACCESS*

Patients seen in 24 months	Total	Change since previous quarter
Quarter ending December 2015	5,672	
Quarter ending March 2016	6,003	↑
Quarter ending June 2016	6,014	→
Quarter ending September 2016	6,042	→
Quarter ending December 2016	6,298	↑
Variance since December 2015	11.0%	↑



ACTIVITY

Cumulative percentage of contracted UDA delivered 2016 & 2017



Month	Adjusted Scheduled Activity (UDA)	
	2016	2017
April	-98	426
May	980	1,348
June	1,955	2,533
July	4,047	4,325
August	5,371	5,137
September	6,625	6,580
October	7,902	7,873
November	9,567	9,553
December	10,455	10,679
January	11,820	
February	13,531	
March	15,321	
April	16,359	
May	16,384	
June	16,409	

QUALITY

	Quantity	Base Number	Contract	AT	Region	England
% of FP17s for the same patient ID Re-attending within 3 months - Children	140	1,809	7.7%	9.7%	11.9%	12.4%
% of FP17s for the same patient ID Re-attending within 3 months - Adults	508	3,068	16.6%	14.2%	16.5%	16.6%
% of FP17s for the same patient ID Re-attending between 3 & 9 months - Children	918	1,809	50.7%	60.5%	60.2%	57.5%
% of FP17s for the same patient ID Re-attending between 3 & 9 months - Adults	1,076	3,068	35.1%	52.5%	52.0%	50.4%
% of FP17s for Band 1 Urgent Courses	352	4,493	7.8%	7.9%	9.5%	9.1%
% of FP17s Relating to Free Repair or Replacements	6	4,493	0.1%	0.8%	0.7%	0.8%
% of FP17s Relating to Continuations	12	4,493	0.3%	1.2%	1.2%	1.3%
% of Patients satisfied with the dentistry they have received	19	24	79.2%	92.7%	92.9%	92.7%
% of Patients satisfied with the time they had to wait for an appointment	22	24	91.7%	89.4%	88.8%	88.8%

* This is based on patients treated on this contract for their most recent course of treatment. Figures in italics indicate the base number of FP17s or Patient Questionnaire responses are less than 100. N/A is shown where the base number of responses is less than 10 during the period. % is calculated as Quantity/Base number*100

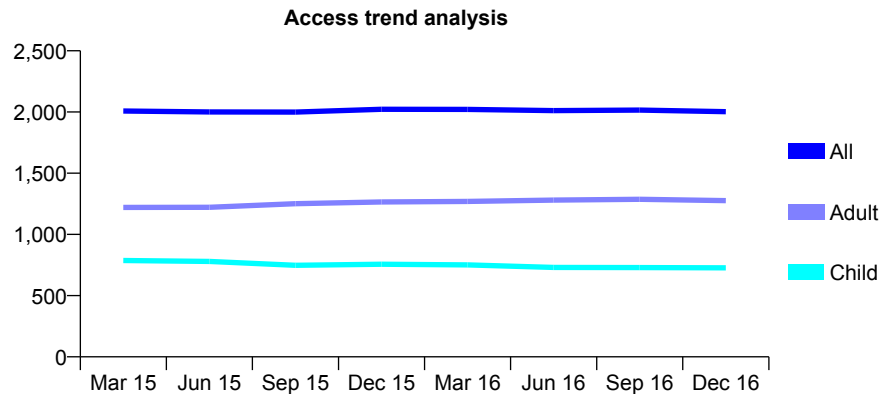
Q64 - Vital Signs At a Glance Contract Report for 573396/0001 - December 2016

Name or company name	MR JR THORNTON
Contract type name	GDS Contract
Purpose of contract	General
Contract start date	01/04/2006
Contract end date	

16/17 Contracted general activity (UDA)	5,500
Carry forward general activity (UDA)	0
16/17 Contracted orthodontic activity (UOA)	0
Carry forward orthodontic activity (UOA)	0
Baseline contract value	£120,219.48

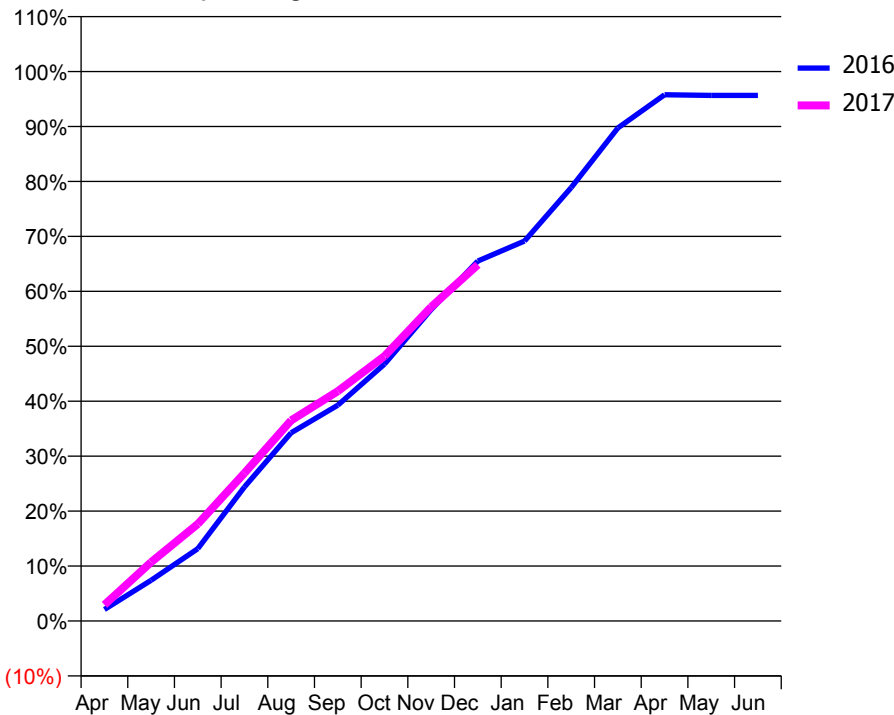
ACCESS*

Patients seen in 24 months	Total	Change since previous quarter
Quarter ending December 2015	2,022	
Quarter ending March 2016	2,021	→
Quarter ending June 2016	2,011	→
Quarter ending September 2016	2,016	→
Quarter ending December 2016	2,003	→
Variance since December 2015	(0.9%)	→



ACTIVITY

Cumulative percentage of contracted UDA delivered 2016 & 2017



Month	Adjusted Scheduled Activity (UDA)	
	2016	2017
April	115	162
May	408	590
June	724	971
July	1,342	1,480
August	1,884	2,007
September	2,161	2,301
October	2,571	2,652
November	3,117	3,143
December	3,603	3,566
January	3,803	
February	4,338	
March	4,936	
April	5,267	
May	5,261	
June	5,261	

QUALITY

	Quantity	Base Number	Contract	AT	Region	England
% of FP17s for the same patient ID Re-attending within 3 months - Children	36	760	4.7%	9.7%	11.9%	12.4%
% of FP17s for the same patient ID Re-attending within 3 months - Adults	143	1,246	11.5%	14.2%	16.5%	16.6%
% of FP17s for the same patient ID Re-attending between 3 & 9 months - Children	447	760	58.8%	60.5%	60.2%	57.5%
% of FP17s for the same patient ID Re-attending between 3 & 9 months - Adults	669	1,246	53.7%	52.5%	52.0%	50.4%
% of FP17s for Band 1 Urgent Courses	68	1,847	3.7%	7.9%	9.5%	9.1%
% of FP17s Relating to Free Repair or Replacements	8	1,847	0.4%	0.8%	0.7%	0.8%
% of FP17s Relating to Continuations	0	1,847	0.0%	1.2%	1.2%	1.3%
% of Patients satisfied with the dentistry they have received	4	4	N/A	92.7%	92.9%	92.7%
% of Patients satisfied with the time they had to wait for an appointment	4	4	N/A	89.4%	88.8%	88.8%

* This is based on patients treated on this contract for their most recent course of treatment. Figures in italics indicate the base number of FP17s or Patient Questionnaire responses are less than 100. N/A is shown where the base number of responses is less than 10 during the period. % is calculated as Quantity/Base number*100

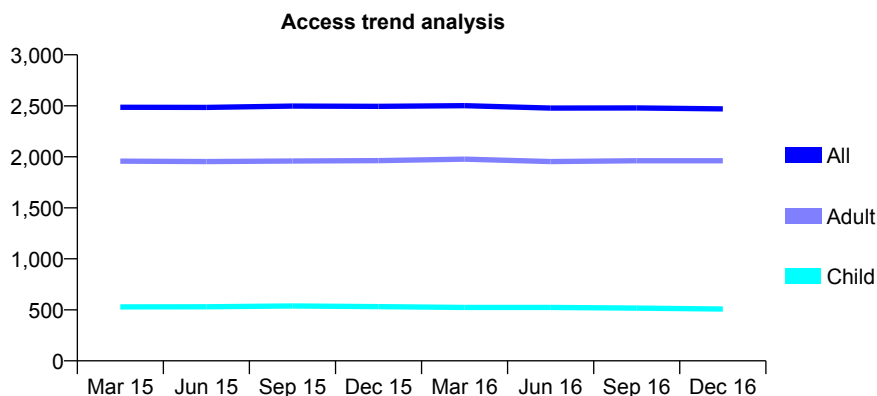
Q64 - Vital Signs At a Glance Contract Report for 573892/0001 - December 2016

Name or company name	MR JA SETON
Contract type name	GDS Contract
Purpose of contract	General
Contract start date	01/04/2006
Contract end date	

16/17 Contracted general activity (UDA)	7,618
Carry forward general activity (UDA)	-27
16/17 Contracted orthodontic activity (UOA)	0
Carry forward orthodontic activity (UOA)	0
Baseline contract value	£156,552.40

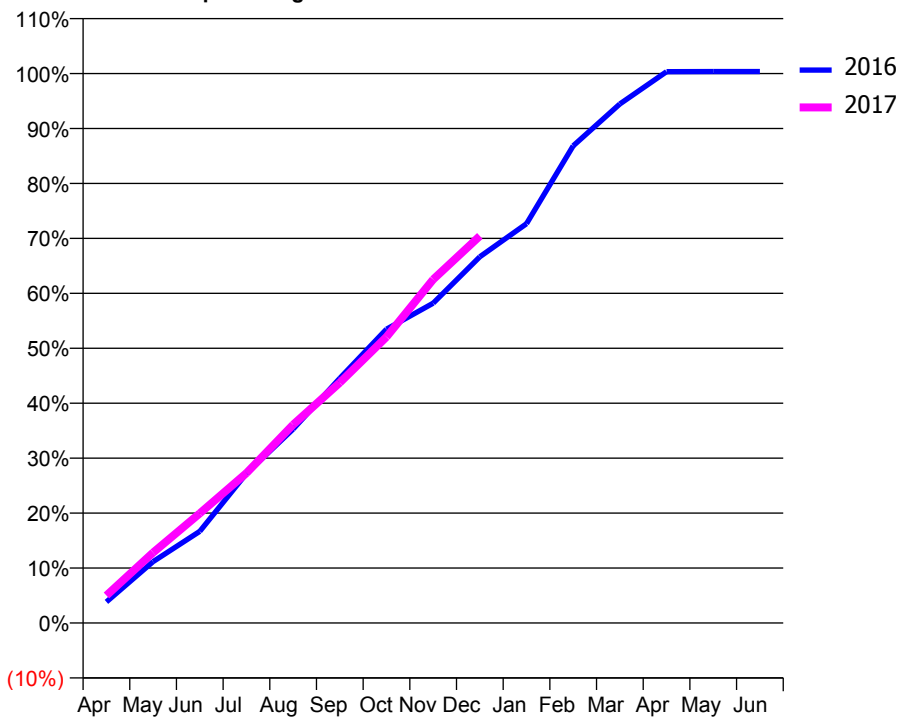
ACCESS*

Patients seen in 24 months	Total	Change since previous quarter
Quarter ending December 2015	2,495	
Quarter ending March 2016	2,501	→
Quarter ending June 2016	2,478	→
Quarter ending September 2016	2,479	→
Quarter ending December 2016	2,470	→
Variance since December 2015	(1.0%)	↓



ACTIVITY

Cumulative percentage of contracted UDA delivered 2016 & 2017



Month	Adjusted Scheduled Activity (UDA)	
	2016	2017
April	293	382
May	852	976
June	1,271	1,520
July	2,073	2,079
August	2,689	2,749
September	3,392	3,333
October	4,074	3,966
November	4,434	4,764
December	5,077	5,365
January	5,536	
February	6,615	
March	7,196	
April	7,642	
May	7,645	
June	7,645	

QUALITY

	Quantity	Base Number	Contract	AT	Region	England
% of FP17s for the same patient ID Re-attending within 3 months - Children	42	596	7.0%	9.7%	11.9%	12.4%
% of FP17s for the same patient ID Re-attending within 3 months - Adults	305	2,352	13.0%	14.2%	16.5%	16.6%
% of FP17s for the same patient ID Re-attending between 3 & 9 months - Children	398	596	66.8%	60.5%	60.2%	57.5%
% of FP17s for the same patient ID Re-attending between 3 & 9 months - Adults	1,486	2,352	63.2%	52.5%	52.0%	50.4%
% of FP17s for Band 1 Urgent Courses	202	2,759	7.3%	7.9%	9.5%	9.1%
% of FP17s Relating to Free Repair or Replacements	34	2,759	1.2%	0.8%	0.7%	0.8%
% of FP17s Relating to Continuations	23	2,759	0.8%	1.2%	1.2%	1.3%
% of Patients satisfied with the dentistry they have received	9	9	N/A	92.7%	92.9%	92.7%
% of Patients satisfied with the time they had to wait for an appointment	9	9	N/A	89.4%	88.8%	88.8%

* This is based on patients treated on this contract for their most recent course of treatment. Figures in italics indicate the base number of FP17s or Patient Questionnaire responses are less than 100. N/A is shown where the base number of responses is less than 10 during the period. % is calculated as Quantity/Base number*100

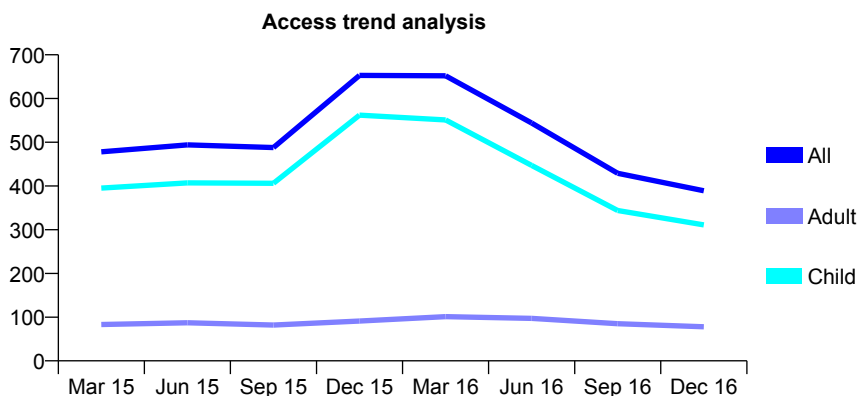
Q64 - Vital Signs At a Glance Contract Report for 613053/0001 - December 2016

Name or company name	MR A HOLLIDAY
Contract type name	GDS Contract
Purpose of contract	General
Contract start date	01/09/2009
Contract end date	09/09/2016

16/17 Contracted general activity (UDA)	267
Carry forward general activity (UDA)	-12
16/17 Contracted orthodontic activity (UOA)	0
Carry forward orthodontic activity (UOA)	0
Baseline contract value	£5,321.25

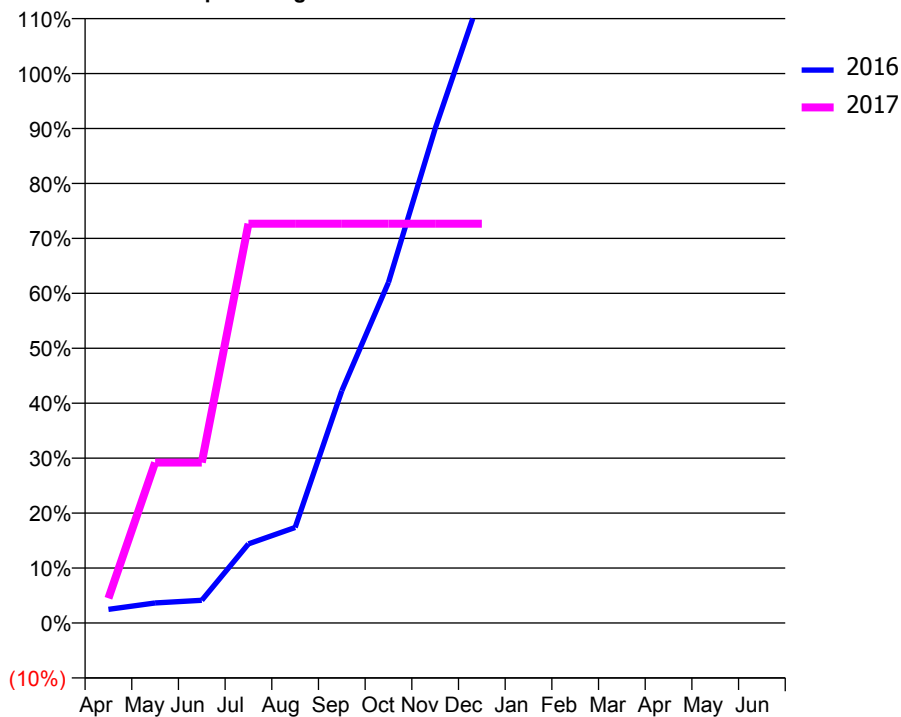
ACCESS*

Patients seen in 24 months	Total	Change since previous quarter
Quarter ending December 2015	653	
Quarter ending March 2016	652	→
Quarter ending June 2016	544	↓
Quarter ending September 2016	429	↓
Quarter ending December 2016	389	↓
Variance since December 2015	(40.4%)	↓



ACTIVITY

Cumulative percentage of contracted UDA delivered 2016 & 2017



Month	Adjusted Scheduled Activity (UDA)	
	2016	2017
April	15	12
May	22	78
June	25	78
July	87	194
August	105	194
September	255	194
October	374	194
November	543	194
December	694	194
January	762	
February	894	
March	932	
April	938	
May	946	
June	946	

QUALITY

	Quantity	Base Number	Contract	AT	Region	England
% of FP17s for the same patient ID Re-attending within 3 months - Children	3	133	2.3%	9.7%	11.9%	12.4%
% of FP17s for the same patient ID Re-attending within 3 months - Adults	0	10	0.0%	14.2%	16.5%	16.6%
% of FP17s for the same patient ID Re-attending between 3 & 9 months - Children	80	133	60.2%	60.5%	60.2%	57.5%
% of FP17s for the same patient ID Re-attending between 3 & 9 months - Adults	3	10	30.0%	52.5%	52.0%	50.4%
% of FP17s for Band 1 Urgent Courses	0	129	0.0%	7.9%	9.5%	9.1%
% of FP17s Relating to Free Repair or Replacements	0	129	0.0%	0.8%	0.7%	0.8%
% of FP17s Relating to Continuations	1	129	0.8%	1.2%	1.2%	1.3%
% of Patients satisfied with the dentistry they have received	0	0	N/A	92.7%	92.9%	92.7%
% of Patients satisfied with the time they had to wait for an appointment	0	0	N/A	89.4%	88.8%	88.8%

* This is based on patients treated on this contract for their most recent course of treatment. Figures in italics indicate the base number of FP17s or Patient Questionnaire responses are less than 100. N/A is shown where the base number of responses is less than 10 during the period. % is calculated as Quantity/Base number*100

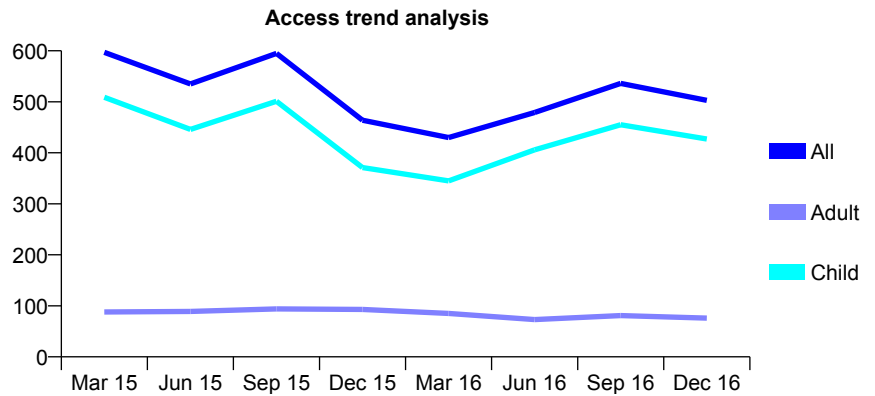
Q64 - Vital Signs At a Glance Contract Report for 613053/0002 - December 2016

Name or company name	MR A HOLLIDAY
Contract type name	GDS Contract
Purpose of contract	General
Contract start date	01/05/2010
Contract end date	09/09/2016

16/17 Contracted general activity (UDA)	442
Carry forward general activity (UDA)	0
16/17 Contracted orthodontic activity (UOA)	0
Carry forward orthodontic activity (UOA)	0
Baseline contract value	£8,990.12

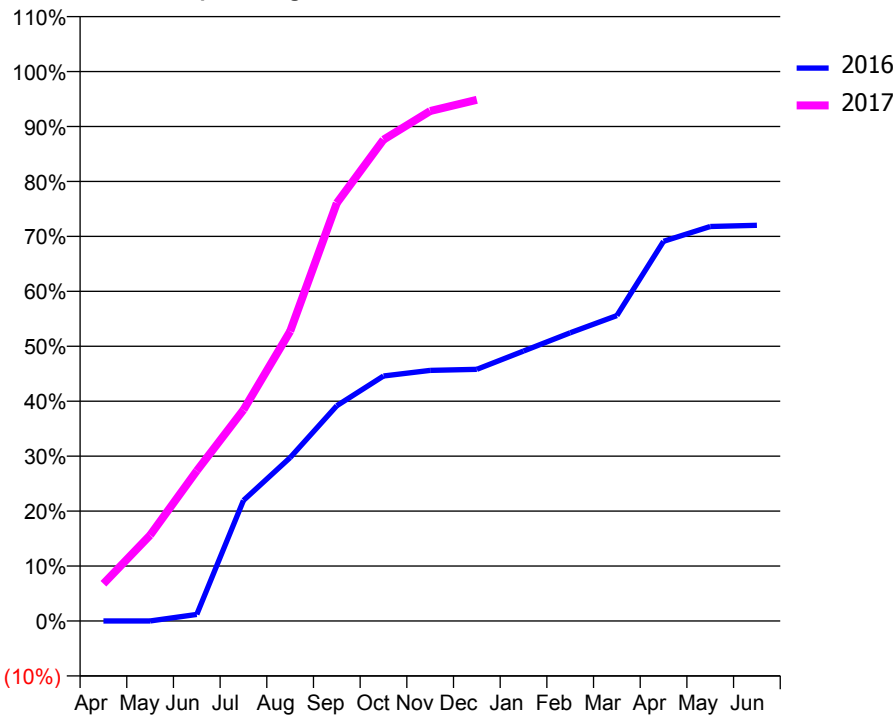
ACCESS*

Patients seen in 24 months	Total	Change since previous quarter
Quarter ending December 2015	464	
Quarter ending March 2016	430	↓
Quarter ending June 2016	479	↑
Quarter ending September 2016	536	↑
Quarter ending December 2016	503	↓
Variance since December 2015	8.4%	↑



ACTIVITY

Cumulative percentage of contracted UDA delivered 2016 & 2017



Month	Adjusted Scheduled Activity (UDA)	
	2016	2017
April	0	30
May	0	69
June	12	121
July	219	170
August	297	233
September	392	336
October	446	387
November	456	410
December	458	419
January	491	
February	525	
March	556	
April	691	
May	718	
June	720	

QUALITY

	Quantity	Base Number	Contract	AT	Region	England
% of FP17s for the same patient ID Re-attending within 3 months - Children	11	423	2.6%	9.7%	11.9%	12.4%
% of FP17s for the same patient ID Re-attending within 3 months - Adults	1	33	3.0%	14.2%	16.5%	16.6%
% of FP17s for the same patient ID Re-attending between 3 & 9 months - Children	116	423	27.4%	60.5%	60.2%	57.5%
% of FP17s for the same patient ID Re-attending between 3 & 9 months - Adults	8	33	24.2%	52.5%	52.0%	50.4%
% of FP17s for Band 1 Urgent Courses	6	316	1.9%	7.9%	9.5%	9.1%
% of FP17s Relating to Free Repair or Replacements	0	316	0.0%	0.8%	0.7%	0.8%
% of FP17s Relating to Continuations	0	316	0.0%	1.2%	1.2%	1.3%
% of Patients satisfied with the dentistry they have received	2	2	N/A	92.7%	92.9%	92.7%
% of Patients satisfied with the time they had to wait for an appointment	1	2	N/A	89.4%	88.8%	88.8%

* This is based on patients treated on this contract for their most recent course of treatment. Figures in italics indicate the base number of FP17s or Patient Questionnaire responses are less than 100. N/A is shown where the base number of responses is less than 10 during the period. % is calculated as Quantity/Base number*100

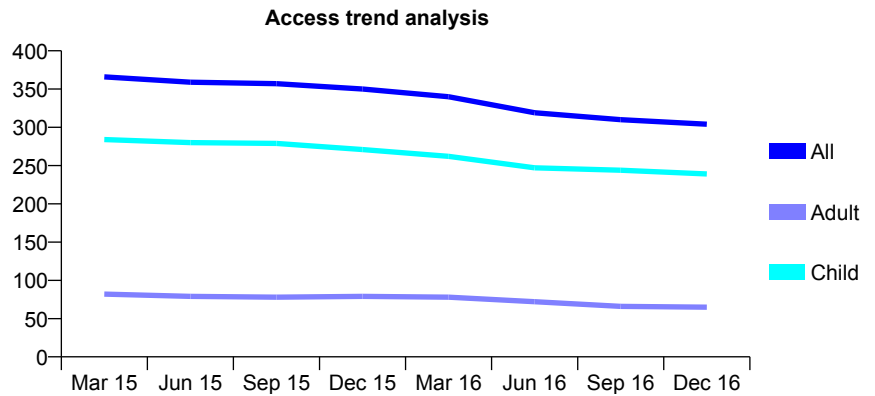
Q64 - Vital Signs At a Glance Contract Report for 620173/0001 - December 2016

Name or company name	MR JP MACAULAY
Contract type name	GDS Contract
Purpose of contract	General
Contract start date	01/04/2008
Contract end date	

16/17 Contracted general activity (UDA)	502
Carry forward general activity (UDA)	0
16/17 Contracted orthodontic activity (UOA)	0
Carry forward orthodontic activity (UOA)	0
Baseline contract value	£10,600.63

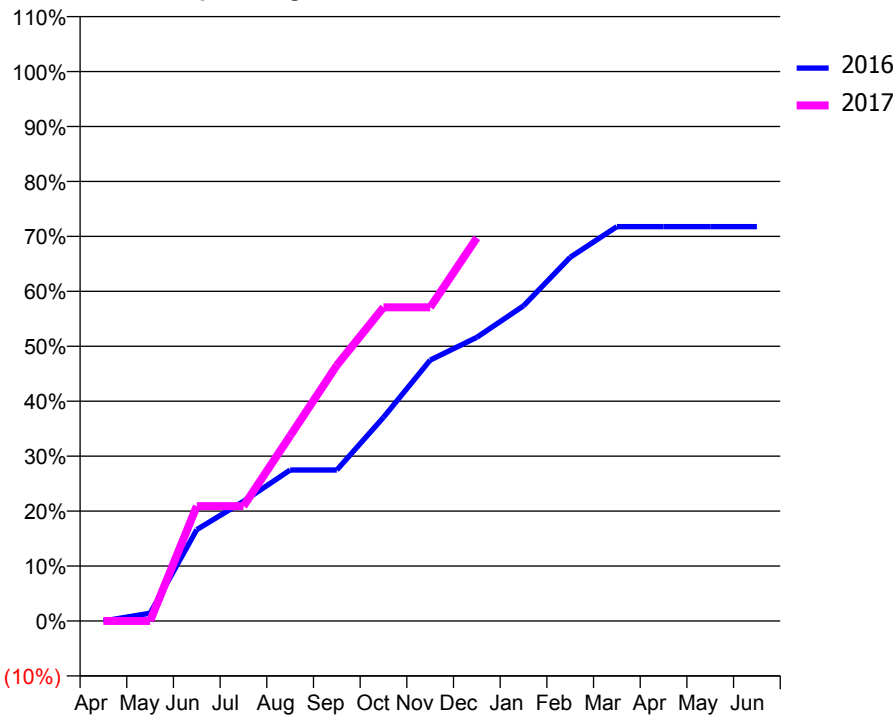
ACCESS*

Patients seen in 24 months	Total	Change since previous quarter
Quarter ending December 2015	350	
Quarter ending March 2016	340	↓
Quarter ending June 2016	319	↓
Quarter ending September 2016	310	↓
Quarter ending December 2016	304	↓
Variance since December 2015	(13.1%)	↓



ACTIVITY

Cumulative percentage of contracted UDA delivered 2016 & 2017



Month	Adjusted Scheduled Activity (UDA)	
	2016	2017
April	0	0
May	10	0
June	116	105
July	152	105
August	192	169
September	192	234
October	259	287
November	332	287
December	361	350
January	401	
February	463	
March	502	
April	502	
May	502	
June	502	

QUALITY

	Quantity	Base Number	Contract	AT	Region	England
% of FP17s for the same patient ID Re-attending within 3 months - Children	10	242	4.1%	9.7%	11.9%	12.4%
% of FP17s for the same patient ID Re-attending within 3 months - Adults	3	38	7.9%	14.2%	16.5%	16.6%
% of FP17s for the same patient ID Re-attending between 3 & 9 months - Children	142	242	58.7%	60.5%	60.2%	57.5%
% of FP17s for the same patient ID Re-attending between 3 & 9 months - Adults	24	38	63.2%	52.5%	52.0%	50.4%
% of FP17s for Band 1 Urgent Courses	5	279	1.8%	7.9%	9.5%	9.1%
% of FP17s Relating to Free Repair or Replacements	0	279	0.0%	0.8%	0.7%	0.8%
% of FP17s Relating to Continuations	6	279	2.2%	1.2%	1.2%	1.3%
% of Patients satisfied with the dentistry they have received	0	0	N/A	92.7%	92.9%	92.7%
% of Patients satisfied with the time they had to wait for an appointment	0	0	N/A	89.4%	88.8%	88.8%

* This is based on patients treated on this contract for their most recent course of treatment. Figures in italics indicate the base number of FP17s or Patient Questionnaire responses are less than 100. N/A is shown where the base number of responses is less than 10 during the period. % is calculated as Quantity/Base number*100

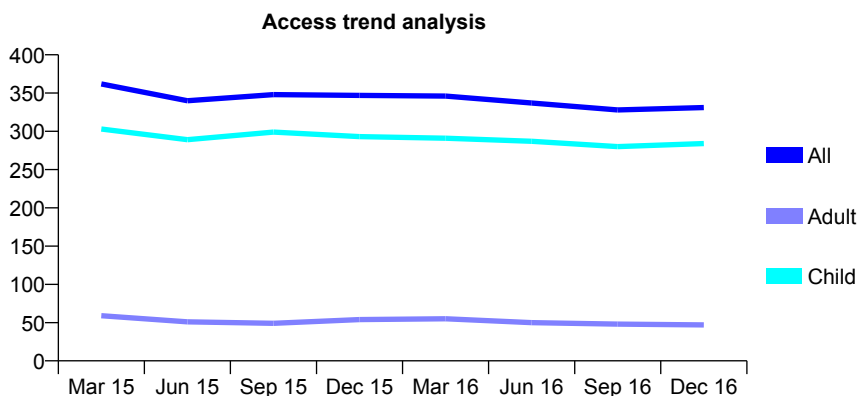
Q64 - Vital Signs At a Glance Contract Report for 623229/0001 - December 2016

Name or company name	MR PJ JAMES
Contract type name	GDS Contract
Purpose of contract	General
Contract start date	01/04/2006
Contract end date	

16/17 Contracted general activity (UDA)	700
Carry forward general activity (UDA)	0
16/17 Contracted orthodontic activity (UOA)	0
Carry forward orthodontic activity (UOA)	0
Baseline contract value	£17,382.83

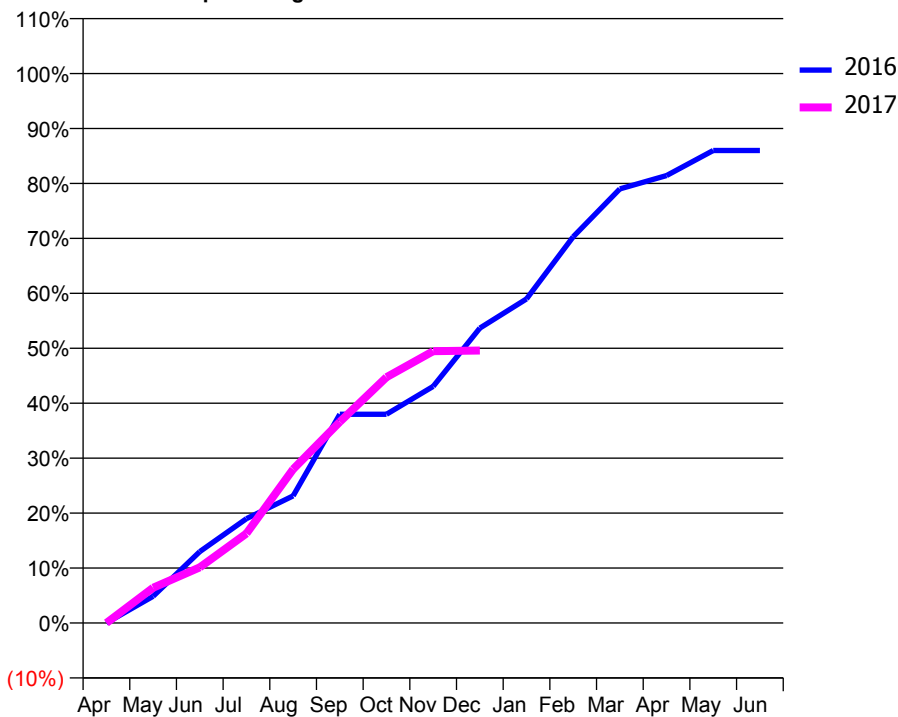
ACCESS*

Patients seen in 24 months	Total	Change since previous quarter
Quarter ending December 2015	347	
Quarter ending March 2016	346	→
Quarter ending June 2016	337	↓
Quarter ending September 2016	328	↓
Quarter ending December 2016	331	→
Variance since December 2015	(4.6%)	↓



ACTIVITY

Cumulative percentage of contracted UDA delivered 2016 & 2017



Adjusted Scheduled Activity (UDA)

Month	2016	2017
April	0	0
May	34	45
June	91	71
July	133	114
August	162	196
September	266	256
October	266	313
November	301	346
December	376	347
January	413	
February	492	
March	553	
April	570	
May	602	
June	602	

QUALITY

	Quantity	Base Number	Contract	AT	Region	England
% of FP17s for the same patient ID Re-attending within 3 months - Children	7	280	2.5%	9.7%	11.9%	12.4%
% of FP17s for the same patient ID Re-attending within 3 months - Adults	0	15	0.0%	14.2%	16.5%	16.6%
% of FP17s for the same patient ID Re-attending between 3 & 9 months - Children	183	280	65.4%	60.5%	60.2%	57.5%
% of FP17s for the same patient ID Re-attending between 3 & 9 months - Adults	9	15	60.0%	52.5%	52.0%	50.4%
% of FP17s for Band 1 Urgent Courses	1	260	0.4%	7.9%	9.5%	9.1%
% of FP17s Relating to Free Repair or Replacements	0	260	0.0%	0.8%	0.7%	0.8%
% of FP17s Relating to Continuations	0	260	0.0%	1.2%	1.2%	1.3%
% of Patients satisfied with the dentistry they have received	1	1	N/A	92.7%	92.9%	92.7%
% of Patients satisfied with the time they had to wait for an appointment	1	1	N/A	89.4%	88.8%	88.8%

* This is based on patients treated on this contract for their most recent course of treatment. Figures in italics indicate the base number of FP17s or Patient Questionnaire responses are less than 100. N/A is shown where the base number of responses is less than 10 during the period. % is calculated as Quantity/Base number*100

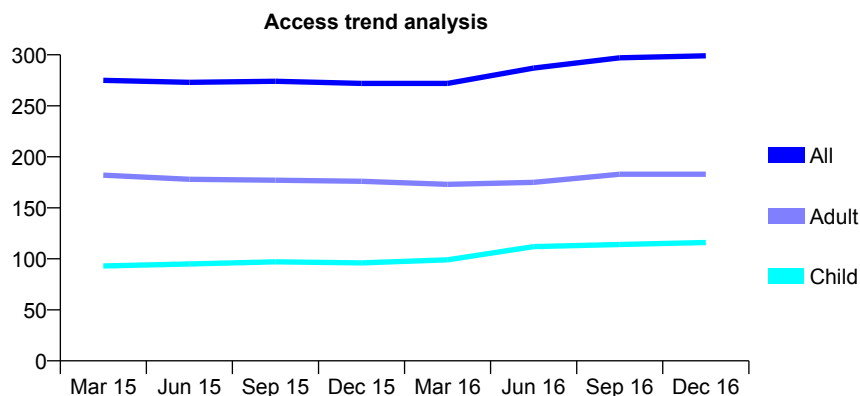
Q64 - Vital Signs At a Glance Contract Report for 630020/0001 - December 2016

Name or company name	MR RC BEVAN
Contract type name	GDS Contract
Purpose of contract	General
Contract start date	01/04/2006
Contract end date	

16/17 Contracted general activity (UDA)	737
Carry forward general activity (UDA)	-5
16/17 Contracted orthodontic activity (UOA)	0
Carry forward orthodontic activity (UOA)	0
Baseline contract value	£18,798.61

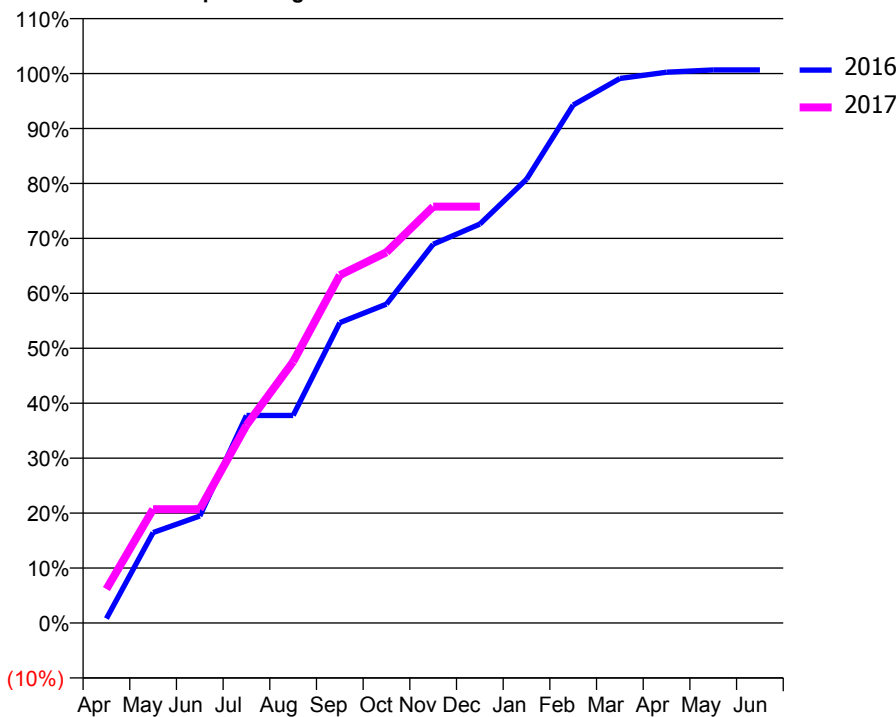
ACCESS*

Patients seen in 24 months	Total	Change since previous quarter
Quarter ending December 2015	272	
Quarter ending March 2016	272	→
Quarter ending June 2016	287	↑
Quarter ending September 2016	297	↑
Quarter ending December 2016	299	→
Variance since December 2015	9.9%	↑



ACTIVITY

Cumulative percentage of contracted UDA delivered 2016 & 2017



Month	Adjusted Scheduled Activity (UDA)	
	2016	2017
April	6	46
May	121	153
June	144	153
July	278	265
August	278	350
September	403	467
October	428	497
November	508	558
December	535	558
January	595	
February	695	
March	730	
April	739	
May	742	
June	742	

QUALITY

	Quantity	Base Number	Contract	AT	Region	England
% of FP17s for the same patient ID Re-attending within 3 months - Children	4	119	3.4%	9.7%	11.9%	12.4%
% of FP17s for the same patient ID Re-attending within 3 months - Adults	22	168	13.1%	14.2%	16.5%	16.6%
% of FP17s for the same patient ID Re-attending between 3 & 9 months - Children	50	119	42.0%	60.5%	60.2%	57.5%
% of FP17s for the same patient ID Re-attending between 3 & 9 months - Adults	65	168	38.7%	52.5%	52.0%	50.4%
% of FP17s for Band 1 Urgent Courses	32	280	11.4%	7.9%	9.5%	9.1%
% of FP17s Relating to Free Repair or Replacements	0	280	0.0%	0.8%	0.7%	0.8%
% of FP17s Relating to Continuations	2	280	0.7%	1.2%	1.2%	1.3%
% of Patients satisfied with the dentistry they have received	0	0	N/A	92.7%	92.9%	92.7%
% of Patients satisfied with the time they had to wait for an appointment	0	0	N/A	89.4%	88.8%	88.8%

* This is based on patients treated on this contract for their most recent course of treatment. Figures in italics indicate the base number of FP17s or Patient Questionnaire responses are less than 100. N/A is shown where the base number of responses is less than 10 during the period. % is calculated as Quantity/Base number*100

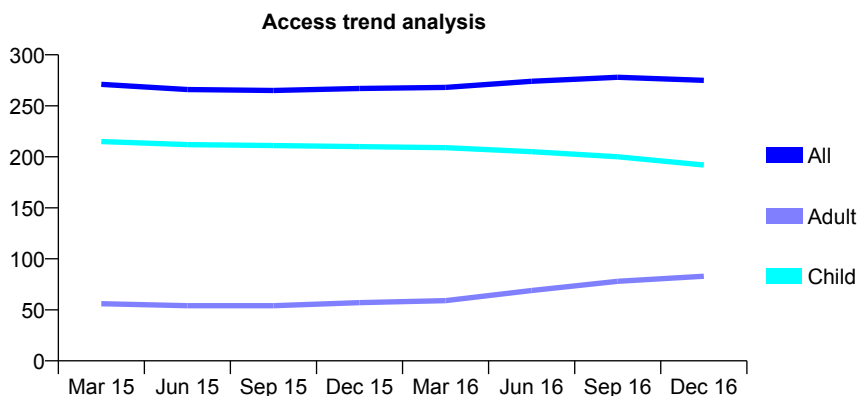
Q64 - Vital Signs At a Glance Contract Report for 630489/0003 - December 2016

Name or company name	MR CA DANNHAUSER
Contract type name	GDS Contract
Purpose of contract	General
Contract start date	01/04/2006
Contract end date	

16/17 Contracted general activity (UDA)	550
Carry forward general activity (UDA)	-2
16/17 Contracted orthodontic activity (UOA)	0
Carry forward orthodontic activity (UOA)	0
Baseline contract value	£12,493.45

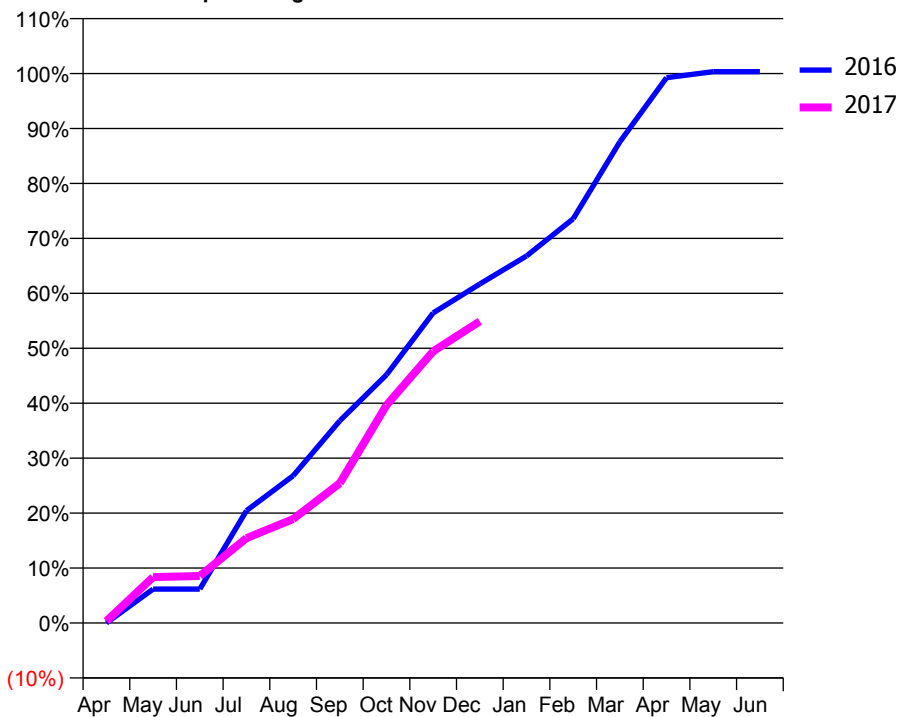
ACCESS*

Patients seen in 24 months	Total	Change since previous quarter
Quarter ending December 2015	267	
Quarter ending March 2016	268	→
Quarter ending June 2016	274	↑
Quarter ending September 2016	278	→
Quarter ending December 2016	275	↓
Variance since December 2015	3.0%	↑



ACTIVITY

Cumulative percentage of contracted UDA delivered 2016 & 2017



Adjusted Scheduled Activity (UDA)

Month	2016	2017
April	0	2
May	34	46
June	34	47
July	112	85
August	147	104
September	202	140
October	248	218
November	310	272
December	339	302
January	367	
February	405	
March	482	
April	546	
May	552	
June	552	

QUALITY

	Quantity	Base Number	Contract	AT	Region	England
% of FP17s for the same patient ID Re-attending within 3 months - Children	10	180	5.6%	9.7%	11.9%	12.4%
% of FP17s for the same patient ID Re-attending within 3 months - Adults	1	55	1.8%	14.2%	16.5%	16.6%
% of FP17s for the same patient ID Re-attending between 3 & 9 months - Children	91	180	50.6%	60.5%	60.2%	57.5%
% of FP17s for the same patient ID Re-attending between 3 & 9 months - Adults	23	55	41.8%	52.5%	52.0%	50.4%
% of FP17s for Band 1 Urgent Courses	0	204	0.0%	7.9%	9.5%	9.1%
% of FP17s Relating to Free Repair or Replacements	0	204	0.0%	0.8%	0.7%	0.8%
% of FP17s Relating to Continuations	0	204	0.0%	1.2%	1.2%	1.3%
% of Patients satisfied with the dentistry they have received	0	0	N/A	92.7%	92.9%	92.7%
% of Patients satisfied with the time they had to wait for an appointment	0	0	N/A	89.4%	88.8%	88.8%

* This is based on patients treated on this contract for their most recent course of treatment. Figures in italics indicate the base number of FP17s or Patient Questionnaire responses are less than 100. N/A is shown where the base number of responses is less than 10 during the period. % is calculated as Quantity/Base number*100

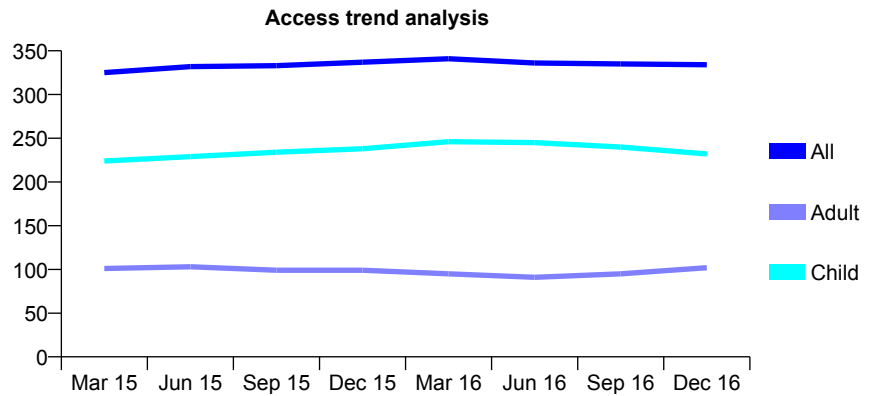
Q64 - Vital Signs At a Glance Contract Report for 632171/0001 - December 2016

Name or company name	MR CJ RUSHFORTH
Contract type name	GDS Contract
Purpose of contract	General
Contract start date	01/04/2006
Contract end date	

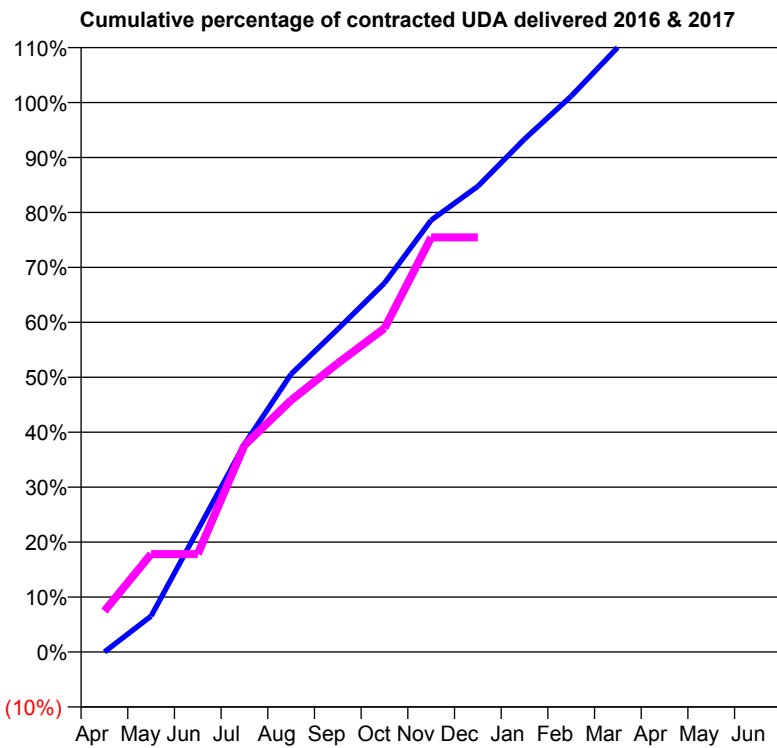
16/17 Contracted general activity (UDA)	550
Carry forward general activity (UDA)	-11
16/17 Contracted orthodontic activity (UOA)	0
Carry forward orthodontic activity (UOA)	0
Baseline contract value	£15,678.16

ACCESS*

Patients seen in 24 months	Total	Change since previous quarter
Quarter ending December 2015	337	
Quarter ending March 2016	341	→
Quarter ending June 2016	336	↓
Quarter ending September 2016	335	→
Quarter ending December 2016	334	→
Variance since December 2015	(0.9%)	→



ACTIVITY



Month	Adjusted Scheduled Activity (UDA)	
	2016	2017
April	0	41
May	36	98
June	122	98
July	208	207
August	278	252
September	323	289
October	369	324
November	432	415
December	466	415
January	513	
February	556	
March	605	
April	606	
May	609	
June	609	

QUALITY

	Quantity	Base Number	Contract	AT	Region	England
% of FP17s for the same patient ID Re-attending within 3 months - Children	4	247	1.6%	9.7%	11.9%	12.4%
% of FP17s for the same patient ID Re-attending within 3 months - Adults	4	66	6.1%	14.2%	16.5%	16.6%
% of FP17s for the same patient ID Re-attending between 3 & 9 months - Children	167	247	67.6%	60.5%	60.2%	57.5%
% of FP17s for the same patient ID Re-attending between 3 & 9 months - Adults	32	66	48.5%	52.5%	52.0%	50.4%
% of FP17s for Band 1 Urgent Courses	0	311	0.0%	7.9%	9.5%	9.1%
% of FP17s Relating to Free Repair or Replacements	0	311	0.0%	0.8%	0.7%	0.8%
% of FP17s Relating to Continuations	0	311	0.0%	1.2%	1.2%	1.3%
% of Patients satisfied with the dentistry they have received	0	0	N/A	92.7%	92.9%	92.7%
% of Patients satisfied with the time they had to wait for an appointment	0	0	N/A	89.4%	88.8%	88.8%

* This is based on patients treated on this contract for their most recent course of treatment. Figures in italics indicate the base number of FP17s or Patient Questionnaire responses are less than 100. N/A is shown where the base number of responses is less than 10 during the period. % is calculated as Quantity/Base number*100

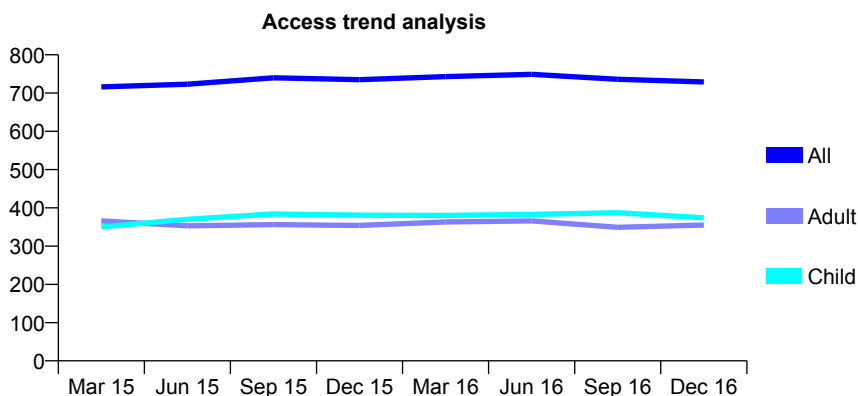
Q64 - Vital Signs At a Glance Contract Report for 636479/0001 - December 2016

Name or company name	MR MA SALIBA
Contract type name	GDS Contract
Purpose of contract	General
Contract start date	01/04/2006
Contract end date	

16/17 Contracted general activity (UDA)	2,500
Carry forward general activity (UDA)	36
16/17 Contracted orthodontic activity (UOA)	0
Carry forward orthodontic activity (UOA)	0
Baseline contract value	£68,558.95

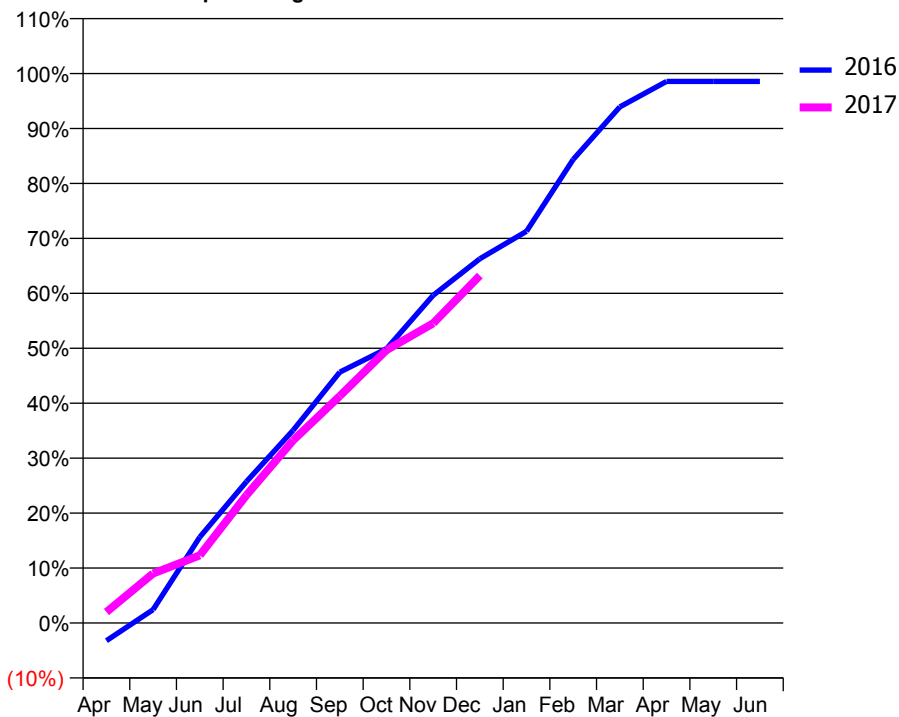
ACCESS*

Patients seen in 24 months	Total	Change since previous quarter
Quarter ending December 2015	735	
Quarter ending March 2016	743	→
Quarter ending June 2016	749	→
Quarter ending September 2016	736	↓
Quarter ending December 2016	729	→
Variance since December 2015	(0.8%)	→



ACTIVITY

Cumulative percentage of contracted UDA delivered 2016 & 2017



Month	Adjusted Scheduled Activity (UDA)	
	2016	2017
April	-81	50
May	61	226
June	391	308
July	643	581
August	877	831
September	1,141	1,033
October	1,247	1,242
November	1,491	1,364
December	1,657	1,581
January	1,782	
February	2,109	
March	2,348	
April	2,464	
May	2,464	
June	2,464	

QUALITY

	Quantity	Base Number	Contract	AT	Region	England
% of FP17s for the same patient ID Re-attending within 3 months - Children	66	505	13.1%	9.7%	11.9%	12.4%
% of FP17s for the same patient ID Re-attending within 3 months - Adults	78	382	20.4%	14.2%	16.5%	16.6%
% of FP17s for the same patient ID Re-attending between 3 & 9 months - Children	337	505	66.7%	60.5%	60.2%	57.5%
% of FP17s for the same patient ID Re-attending between 3 & 9 months - Adults	235	382	61.5%	52.5%	52.0%	50.4%
% of FP17s for Band 1 Urgent Courses	58	829	7.0%	7.9%	9.5%	9.1%
% of FP17s Relating to Free Repair or Replacements	22	829	2.7%	0.8%	0.7%	0.8%
% of FP17s Relating to Continuations	8	829	1.0%	1.2%	1.2%	1.3%
% of Patients satisfied with the dentistry they have received	3	3	N/A	92.7%	92.9%	92.7%
% of Patients satisfied with the time they had to wait for an appointment	3	3	N/A	89.4%	88.8%	88.8%

* This is based on patients treated on this contract for their most recent course of treatment. Figures in italics indicate the base number of FP17s or Patient Questionnaire responses are less than 100. N/A is shown where the base number of responses is less than 10 during the period. % is calculated as Quantity/Base number*100

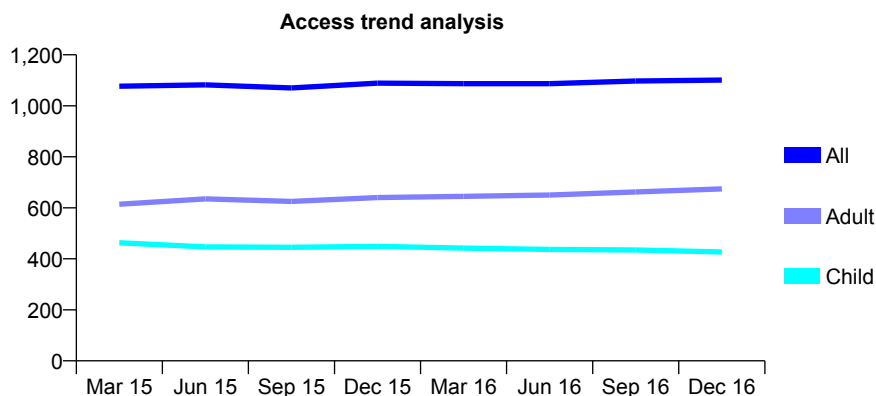
Q64 - Vital Signs At a Glance Contract Report for 636975/0001 - December 2016

Name or company name	MR PS SMITHSON
Contract type name	GDS Contract
Purpose of contract	General
Contract start date	01/04/2006
Contract end date	

16/17 Contracted general activity (UDA)	3,666
Carry forward general activity (UDA)	61
16/17 Contracted orthodontic activity (UOA)	0
Carry forward orthodontic activity (UOA)	0
Baseline contract value	£83,592.15

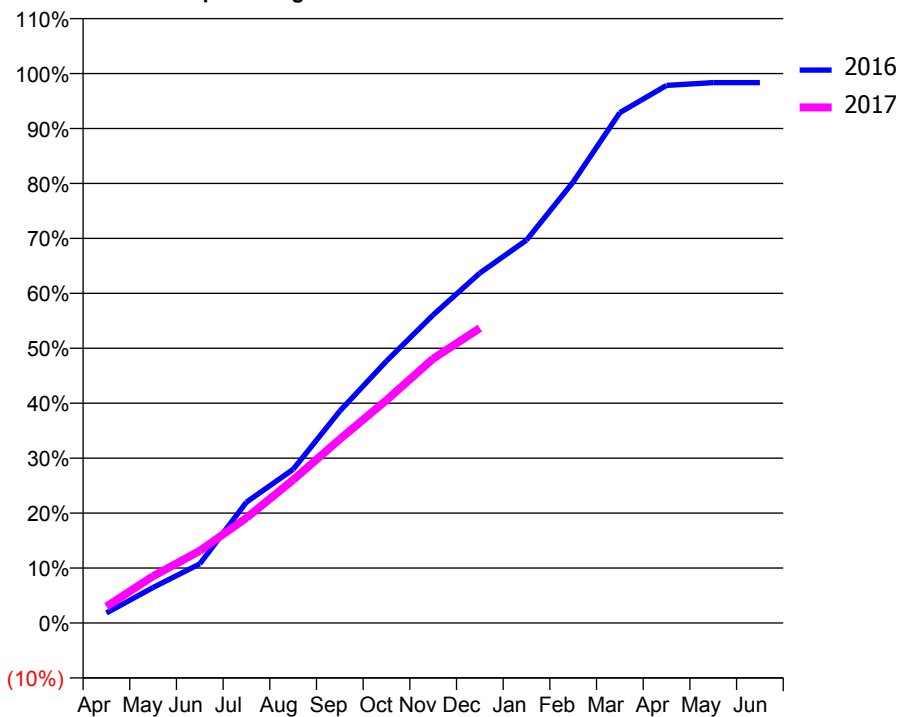
ACCESS*

Patients seen in 24 months	Total	Change since previous quarter
Quarter ending December 2015	1,089	
Quarter ending March 2016	1,087	→
Quarter ending June 2016	1,087	→
Quarter ending September 2016	1,097	→
Quarter ending December 2016	1,101	→
Variance since December 2015	1.1%	→



ACTIVITY

Cumulative percentage of contracted UDA delivered 2016 & 2017



Month	Adjusted Scheduled Activity (UDA)	
	2016	2017
April	67	110
May	237	312
June	395	481
July	806	701
August	1,025	955
September	1,414	1,226
October	1,748	1,487
November	2,055	1,763
December	2,335	1,967
January	2,555	
February	2,942	
March	3,405	
April	3,587	
May	3,605	
June	3,605	

QUALITY

	Quantity	Base Number	Contract	AT	Region	England
% of FP17s for the same patient ID Re-attending within 3 months - Children	34	462	7.4%	9.7%	11.9%	12.4%
% of FP17s for the same patient ID Re-attending within 3 months - Adults	70	659	10.6%	14.2%	16.5%	16.6%
% of FP17s for the same patient ID Re-attending between 3 & 9 months - Children	252	462	54.5%	60.5%	60.2%	57.5%
% of FP17s for the same patient ID Re-attending between 3 & 9 months - Adults	378	659	57.4%	52.5%	52.0%	50.4%
% of FP17s for Band 1 Urgent Courses	20	1,059	1.9%	7.9%	9.5%	9.1%
% of FP17s Relating to Free Repair or Replacements	8	1,059	0.8%	0.8%	0.7%	0.8%
% of FP17s Relating to Continuations	3	1,059	0.3%	1.2%	1.2%	1.3%
% of Patients satisfied with the dentistry they have received	4	5	N/A	92.7%	92.9%	92.7%
% of Patients satisfied with the time they had to wait for an appointment	4	5	N/A	89.4%	88.8%	88.8%

* This is based on patients treated on this contract for their most recent course of treatment. Figures in italics indicate the base number of FP17s or Patient Questionnaire responses are less than 100. N/A is shown where the base number of responses is less than 10 during the period. % is calculated as Quantity/Base number*100

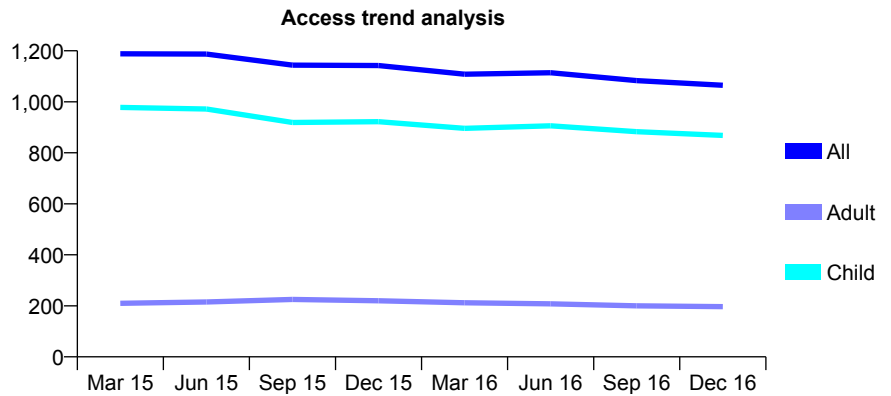
Q64 - Vital Signs At a Glance Contract Report for 642231/0001 - December 2016

Name or company name	MR RO COLEMAN
Contract type name	GDS Contract
Purpose of contract	General
Contract start date	01/04/2006
Contract end date	

16/17 Contracted general activity (UDA)	2,400
Carry forward general activity (UDA)	0
16/17 Contracted orthodontic activity (UOA)	0
Carry forward orthodontic activity (UOA)	0
Baseline contract value	£50,438.62

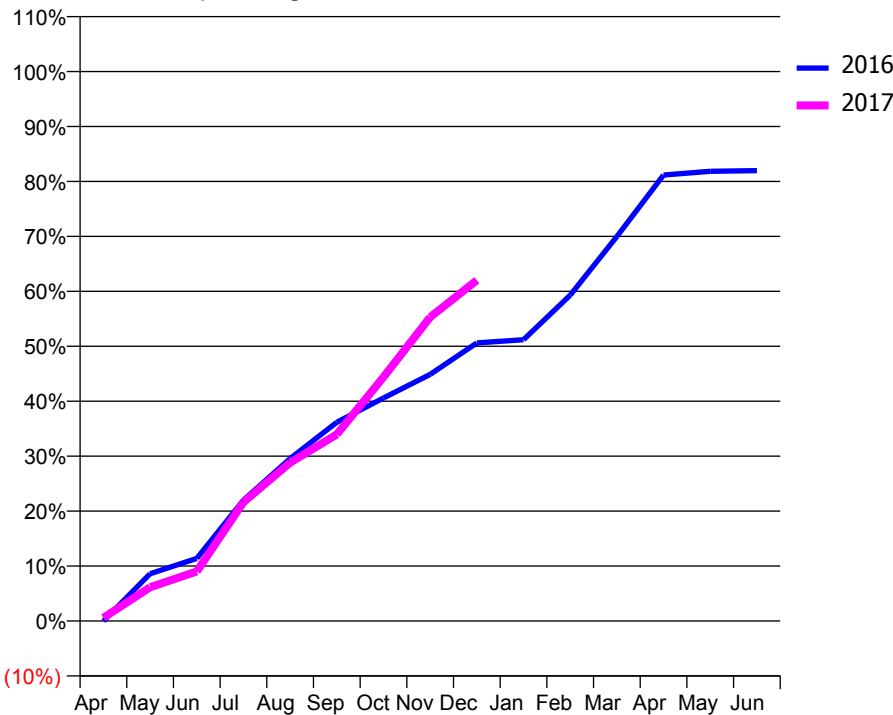
ACCESS*

Patients seen in 24 months	Total	Change since previous quarter
Quarter ending December 2015	1,142	
Quarter ending March 2016	1,108	↓
Quarter ending June 2016	1,114	→
Quarter ending September 2016	1,083	↓
Quarter ending December 2016	1,065	↓
Variance since December 2015	(6.7%)	↓



ACTIVITY

Cumulative percentage of contracted UDA delivered 2016 & 2017



Month	Adjusted Scheduled Activity (UDA)	
	2016	2017
April	0	14
May	206	147
June	274	217
July	528	519
August	709	692
September	868	815
October	974	1,066
November	1,077	1,327
December	1,215	1,489
January	1,229	
February	1,423	
March	1,680	
April	1,948	
May	1,964	
June	1,967	

QUALITY

	Quantity	Base Number	Contract	AT	Region	England
% of FP17s for the same patient ID Re-attending within 3 months - Children	55	908	6.1%	9.7%	11.9%	12.4%
% of FP17s for the same patient ID Re-attending within 3 months - Adults	3	61	4.9%	14.2%	16.5%	16.6%
% of FP17s for the same patient ID Re-attending between 3 & 9 months - Children	456	908	50.2%	60.5%	60.2%	57.5%
% of FP17s for the same patient ID Re-attending between 3 & 9 months - Adults	25	61	41.0%	52.5%	52.0%	50.4%
% of FP17s for Band 1 Urgent Courses	29	789	3.7%	7.9%	9.5%	9.1%
% of FP17s Relating to Free Repair or Replacements	0	789	0.0%	0.8%	0.7%	0.8%
% of FP17s Relating to Continuations	0	789	0.0%	1.2%	1.2%	1.3%
% of Patients satisfied with the dentistry they have received	4	4	N/A	92.7%	92.9%	92.7%
% of Patients satisfied with the time they had to wait for an appointment	4	4	N/A	89.4%	88.8%	88.8%

* This is based on patients treated on this contract for their most recent course of treatment. Figures in italics indicate the base number of FP17s or Patient Questionnaire responses are less than 100. N/A is shown where the base number of responses is less than 10 during the period. % is calculated as Quantity/Base number*100

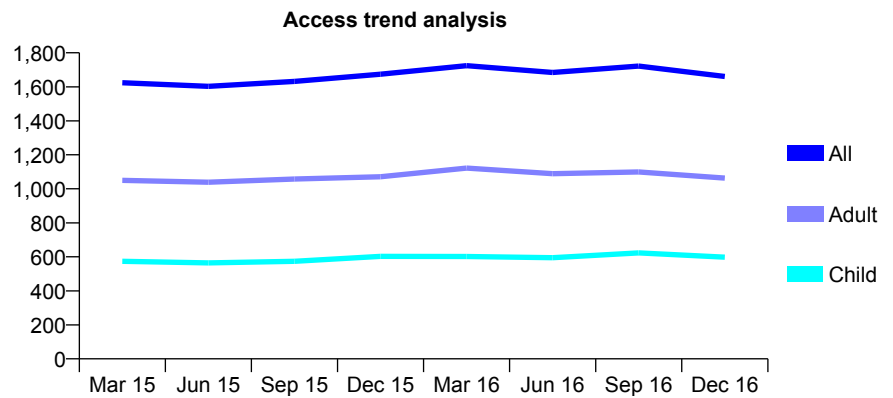
Q64 - Vital Signs At a Glance Contract Report for 643297/0001 - December 2016

Name or company name	Savernake Dental Partners
Contract type name	GDS Contract
Purpose of contract	General
Contract start date	01/04/2006
Contract end date	

16/17 Contracted general activity (UDA)	3,738
Carry forward general activity (UDA)	-75
16/17 Contracted orthodontic activity (UOA)	0
Carry forward orthodontic activity (UOA)	0
Baseline contract value	£78,610.23

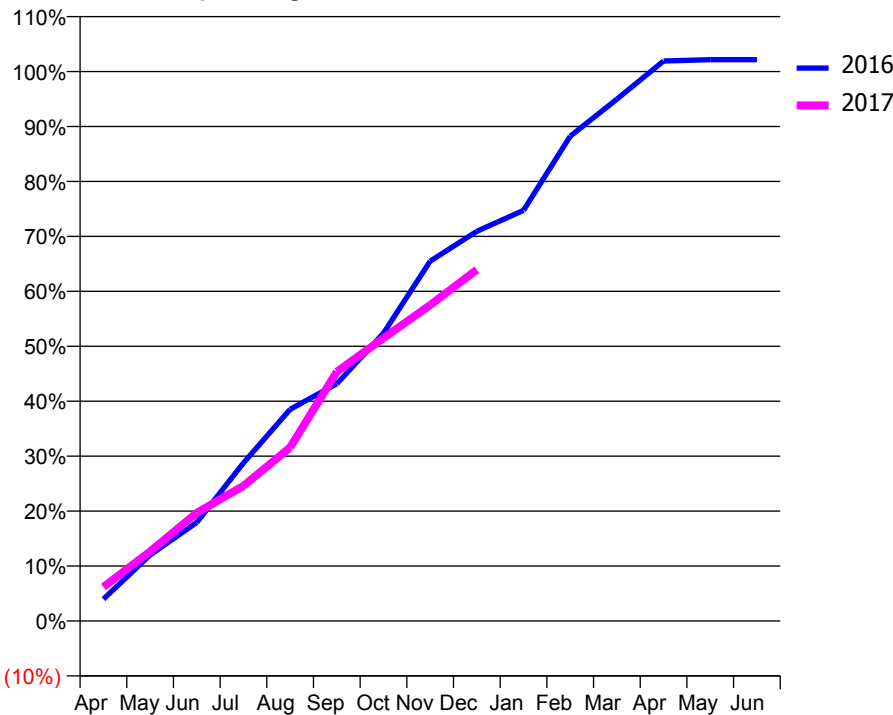
ACCESS*

Patients seen in 24 months	Total	Change since previous quarter
Quarter ending December 2015	1,674	
Quarter ending March 2016	1,724	↑
Quarter ending June 2016	1,684	↓
Quarter ending September 2016	1,722	↑
Quarter ending December 2016	1,661	↓
Variance since December 2015	(0.8%)	→



ACTIVITY

Cumulative percentage of contracted UDA delivered 2016 & 2017



Month	Adjusted Scheduled Activity (UDA)	
	2016	2017
April	149	231
May	449	473
June	671	736
July	1,075	919
August	1,440	1,180
September	1,615	1,696
October	1,958	1,925
November	2,448	2,150
December	2,651	2,390
January	2,793	
February	3,298	
March	3,550	
April	3,810	
May	3,819	
June	3,819	

QUALITY

	Quantity	Base Number	Contract	AT	Region	England
% of FP17s for the same patient ID Re-attending within 3 months - Children	29	707	4.1%	9.7%	11.9%	12.4%
% of FP17s for the same patient ID Re-attending within 3 months - Adults	122	1,133	10.8%	14.2%	16.5%	16.6%
% of FP17s for the same patient ID Re-attending between 3 & 9 months - Children	346	707	48.9%	60.5%	60.2%	57.5%
% of FP17s for the same patient ID Re-attending between 3 & 9 months - Adults	390	1,133	34.4%	52.5%	52.0%	50.4%
% of FP17s for Band 1 Urgent Courses	89	1,283	6.9%	7.9%	9.5%	9.1%
% of FP17s Relating to Free Repair or Replacements	0	1,283	0.0%	0.8%	0.7%	0.8%
% of FP17s Relating to Continuations	4	1,283	0.3%	1.2%	1.2%	1.3%
% of Patients satisfied with the dentistry they have received	5	5	N/A	92.7%	92.9%	92.7%
% of Patients satisfied with the time they had to wait for an appointment	5	5	N/A	89.4%	88.8%	88.8%

* This is based on patients treated on this contract for their most recent course of treatment. Figures in italics indicate the base number of FP17s or Patient Questionnaire responses are less than 100. N/A is shown where the base number of responses is less than 10 during the period. % is calculated as Quantity/Base number*100

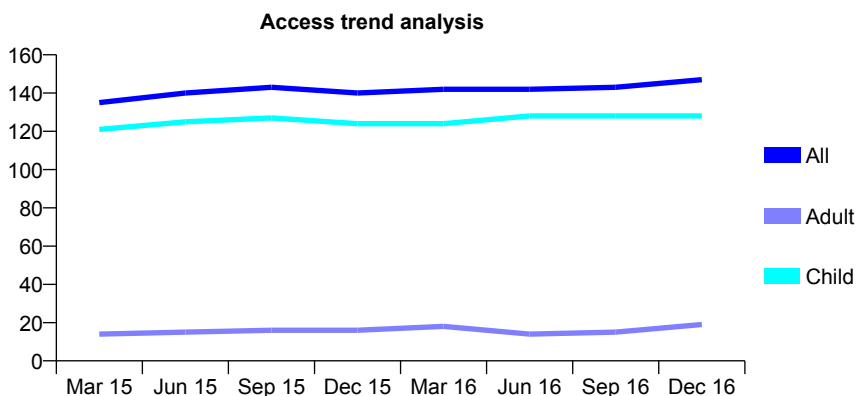
Q64 - Vital Signs At a Glance Contract Report for 650455/0001 - December 2016

Name or company name	MR JC KILLICK
Contract type name	GDS Contract
Purpose of contract	General
Contract start date	01/04/2006
Contract end date	

16/17 Contracted general activity (UDA)	300
Carry forward general activity (UDA)	-3
16/17 Contracted orthodontic activity (UOA)	0
Carry forward orthodontic activity (UOA)	0
Baseline contract value	£7,051.01

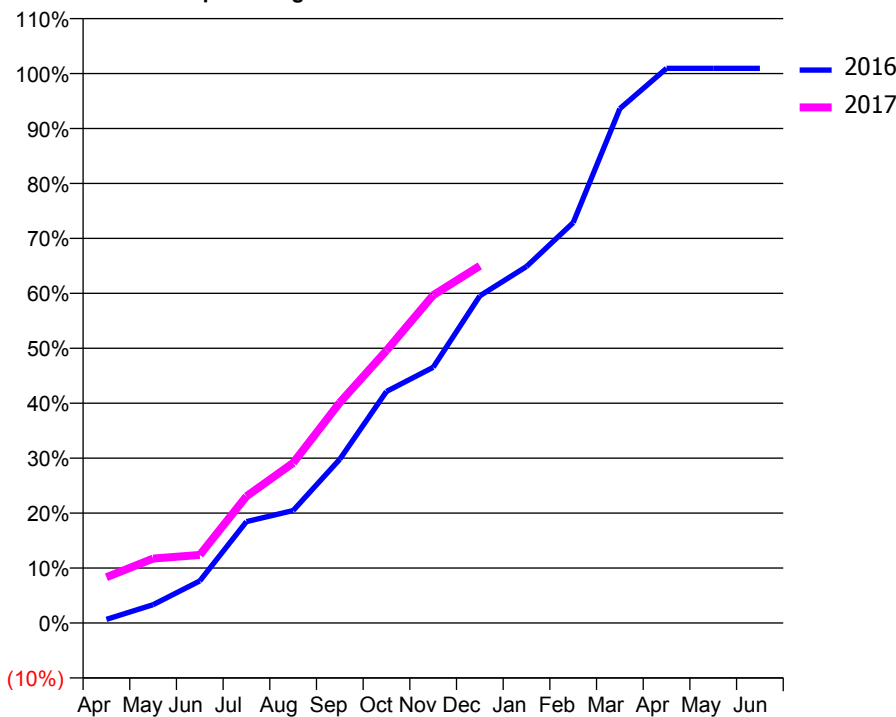
ACCESS*

Patients seen in 24 months	Total	Change since previous quarter
Quarter ending December 2015	140	
Quarter ending March 2016	142	→
Quarter ending June 2016	142	→
Quarter ending September 2016	143	→
Quarter ending December 2016	147	↑
Variance since December 2015	5.0%	↑



ACTIVITY

Cumulative percentage of contracted UDA delivered 2016 & 2017



Month	Adjusted Scheduled Activity (UDA)	
	2016	2017
April	2	25
May	10	35
June	23	37
July	55	69
August	61	87
September	89	120
October	126	149
November	140	179
December	179	195
January	195	
February	219	
March	281	
April	303	
May	303	
June	303	

QUALITY

	Quantity	Base Number	Contract	AT	Region	England
% of FP17s for the same patient ID Re-attending within 3 months - Children	8	159	5.0%	9.7%	11.9%	12.4%
% of FP17s for the same patient ID Re-attending within 3 months - Adults	0	7	0.0%	14.2%	16.5%	16.6%
% of FP17s for the same patient ID Re-attending between 3 & 9 months - Children	110	159	69.2%	60.5%	60.2%	57.5%
% of FP17s for the same patient ID Re-attending between 3 & 9 months - Adults	5	7	71.4%	52.5%	52.0%	50.4%
% of FP17s for Band 1 Urgent Courses	5	145	3.4%	7.9%	9.5%	9.1%
% of FP17s Relating to Free Repair or Replacements	0	145	0.0%	0.8%	0.7%	0.8%
% of FP17s Relating to Continuations	0	145	0.0%	1.2%	1.2%	1.3%
% of Patients satisfied with the dentistry they have received	3	3	N/A	92.7%	92.9%	92.7%
% of Patients satisfied with the time they had to wait for an appointment	3	3	N/A	89.4%	88.8%	88.8%

* This is based on patients treated on this contract for their most recent course of treatment. Figures in italics indicate the base number of FP17s or Patient Questionnaire responses are less than 100. N/A is shown where the base number of responses is less than 10 during the period. % is calculated as Quantity/Base number*100

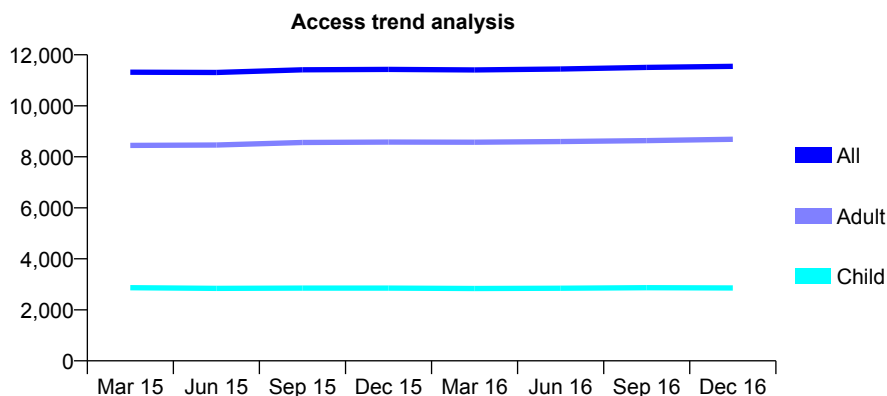
Q64 - Vital Signs At a Glance Contract Report for 651796/0001 - December 2016

Name or company name	MISS PA RISELEY-PRICHARD
Contract type name	Pilot Contract
Purpose of contract	General
Contract start date	01/04/2006
Contract end date	

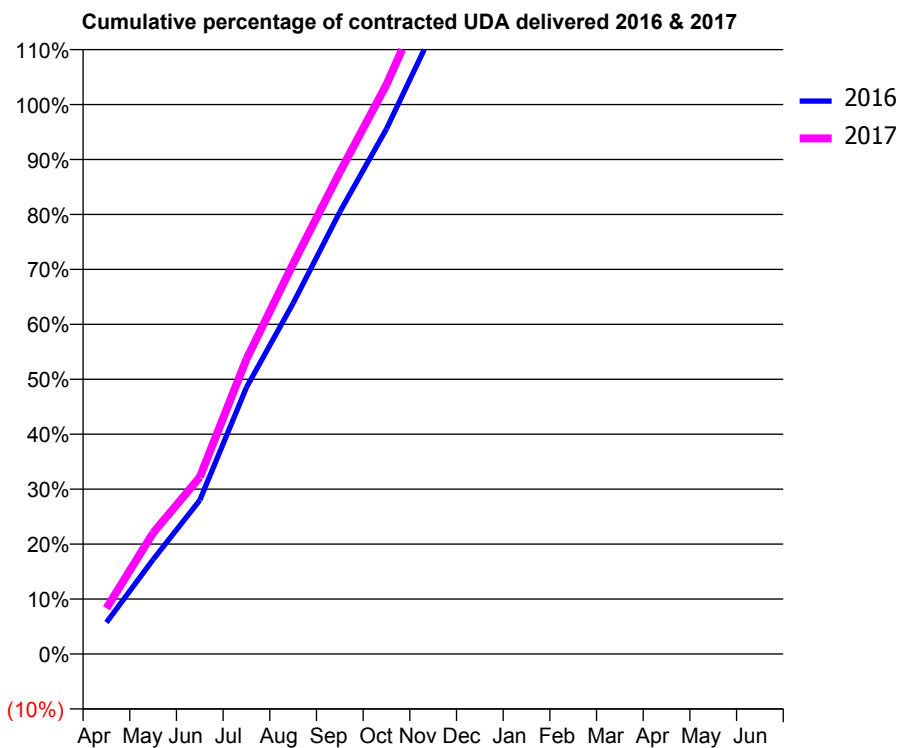
16/17 Contracted general activity (UDA)	10,292
Carry forward general activity (UDA)	0
16/17 Contracted orthodontic activity (UOA)	0
Carry forward orthodontic activity (UOA)	0
Baseline contract value	£796,227.79

ACCESS*

Patients seen in 24 months	Total	Change since previous quarter
Quarter ending December 2015	11,429	
Quarter ending March 2016	11,405	→
Quarter ending June 2016	11,445	→
Quarter ending September 2016	11,504	→
Quarter ending December 2016	11,547	→
Variance since December 2015	1.0%	→



ACTIVITY



Month	Adjusted Scheduled Activity (UDA)	
	2016	2017
April	591	858
May	1,769	2,268
June	2,880	3,312
July	4,994	5,524
August	6,570	7,309
September	8,280	9,024
October	9,837	10,667
November	11,672	12,622
December	13,219	14,299
January	13,799	
February	16,576	
March	18,607	
April	19,321	
May	19,377	
June	19,400	

QUALITY

	Quantity	Base Number	Contract	AT	Region	England
% of FP17s for the same patient ID Re-attending within 3 months - Children	109	3,095	3.5%	9.7%	11.9%	12.4%
% of FP17s for the same patient ID Re-attending within 3 months - Adults	686	6,679	10.3%	14.2%	16.5%	16.6%
% of FP17s for the same patient ID Re-attending between 3 & 9 months - Children	2,106	3,095	68.0%	60.5%	60.2%	57.5%
% of FP17s for the same patient ID Re-attending between 3 & 9 months - Adults	2,364	6,679	35.4%	52.5%	52.0%	50.4%
% of FP17s for Band 1 Urgent Courses	589	8,598	6.9%	7.9%	9.5%	9.1%
% of FP17s Relating to Free Repair or Replacements	39	8,598	0.5%	0.8%	0.7%	0.8%
% of FP17s Relating to Continuations	62	8,598	0.7%	1.2%	1.2%	1.3%
% of Patients satisfied with the dentistry they have received	20	21	95.2%	92.7%	92.9%	92.7%
% of Patients satisfied with the time they had to wait for an appointment	16	21	76.2%	89.4%	88.8%	88.8%

* This is based on patients treated on this contract for their most recent course of treatment. Figures in italics indicate the base number of FP17s or Patient Questionnaire responses are less than 100. N/A is shown where the base number of responses is less than 10 during the period. % is calculated as Quantity/Base number*100

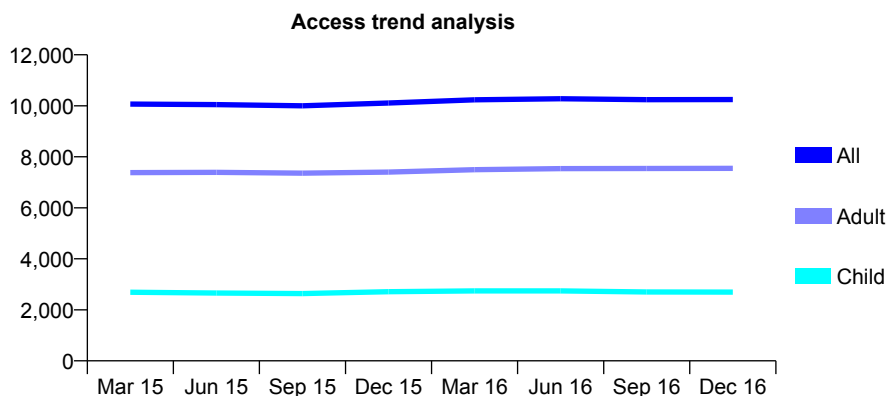
Q64 - Vital Signs At a Glance Contract Report for 652296/0001 - December 2016

Name or company name	MR MS INMAN
Contract type name	GDS Contract
Purpose of contract	General
Contract start date	01/04/2006
Contract end date	

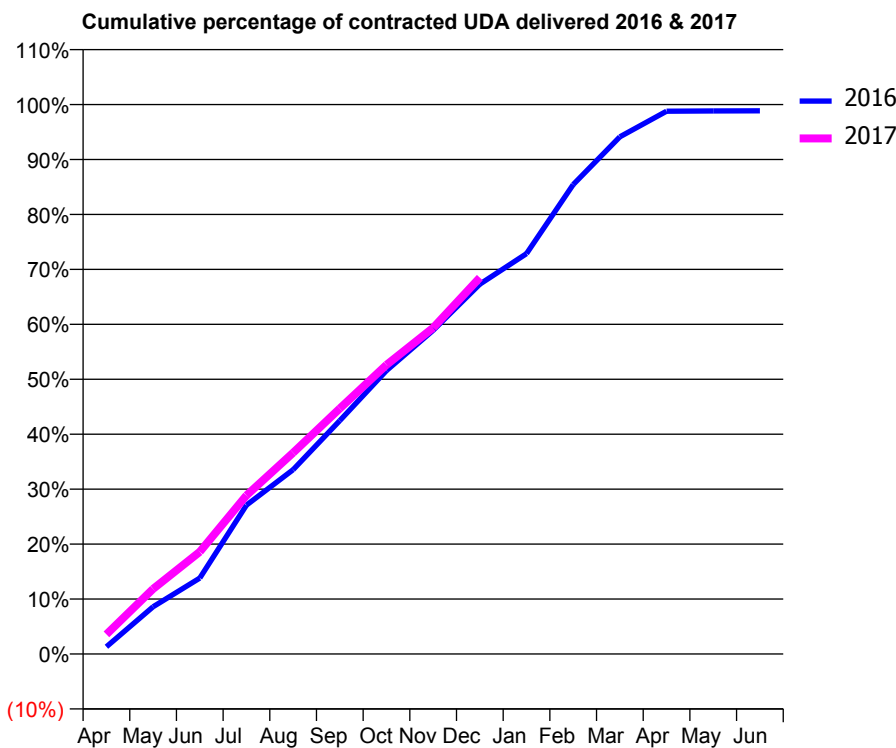
16/17 Contracted general activity (UDA)	25,241
Carry forward general activity (UDA)	292
16/17 Contracted orthodontic activity (UOA)	0
Carry forward orthodontic activity (UOA)	0
Baseline contract value	£641,183.32

ACCESS*

Patients seen in 24 months	Total	Change since previous quarter
Quarter ending December 2015	10,109	
Quarter ending March 2016	10,236	→
Quarter ending June 2016	10,278	→
Quarter ending September 2016	10,243	→
Quarter ending December 2016	10,246	→
Variance since December 2015	1.4%	→



ACTIVITY



Month	Adjusted Scheduled Activity (UDA)	
	2016	2017
April	334	906
May	2,173	2,992
June	3,491	4,692
July	6,837	7,285
August	8,465	9,248
September	10,722	11,280
October	13,022	13,284
November	14,871	14,985
December	16,989	17,285
January	18,392	
February	21,567	
March	23,759	
April	24,934	
May	24,944	
June	24,949	

QUALITY

	Quantity	Base Number	Contract	AT	Region	England
% of FP17s for the same patient ID Re-attending within 3 months - Children	313	3,349	9.3%	9.7%	11.9%	12.4%
% of FP17s for the same patient ID Re-attending within 3 months - Adults	1,019	7,996	12.7%	14.2%	16.5%	16.6%
% of FP17s for the same patient ID Re-attending between 3 & 9 months - Children	2,235	3,349	66.7%	60.5%	60.2%	57.5%
% of FP17s for the same patient ID Re-attending between 3 & 9 months - Adults	4,438	7,996	55.5%	52.5%	52.0%	50.4%
% of FP17s for Band 1 Urgent Courses	722	9,937	7.3%	7.9%	9.5%	9.1%
% of FP17s Relating to Free Repair or Replacements	67	9,937	0.7%	0.8%	0.7%	0.8%
% of FP17s Relating to Continuations	62	9,937	0.6%	1.2%	1.2%	1.3%
% of Patients satisfied with the dentistry they have received	30	31	96.8%	92.7%	92.9%	92.7%
% of Patients satisfied with the time they had to wait for an appointment	28	31	90.3%	89.4%	88.8%	88.8%

* This is based on patients treated on this contract for their most recent course of treatment. Figures in italics indicate the base number of FP17s or Patient Questionnaire responses are less than 100. N/A is shown where the base number of responses is less than 10 during the period. % is calculated as Quantity/Base number*100

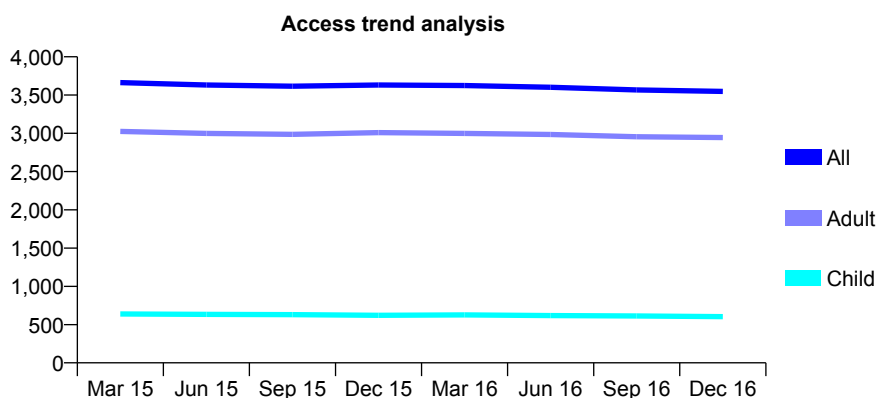
Q64 - Vital Signs At a Glance Contract Report for 672904/0002 - December 2016

Name or company name	MR DV BOWLES
Contract type name	GDS Contract
Purpose of contract	General
Contract start date	05/09/2012
Contract end date	

16/17 Contracted general activity (UDA)	8,803
Carry forward general activity (UDA)	226
16/17 Contracted orthodontic activity (UOA)	0
Carry forward orthodontic activity (UOA)	0
Baseline contract value	£190,358.40

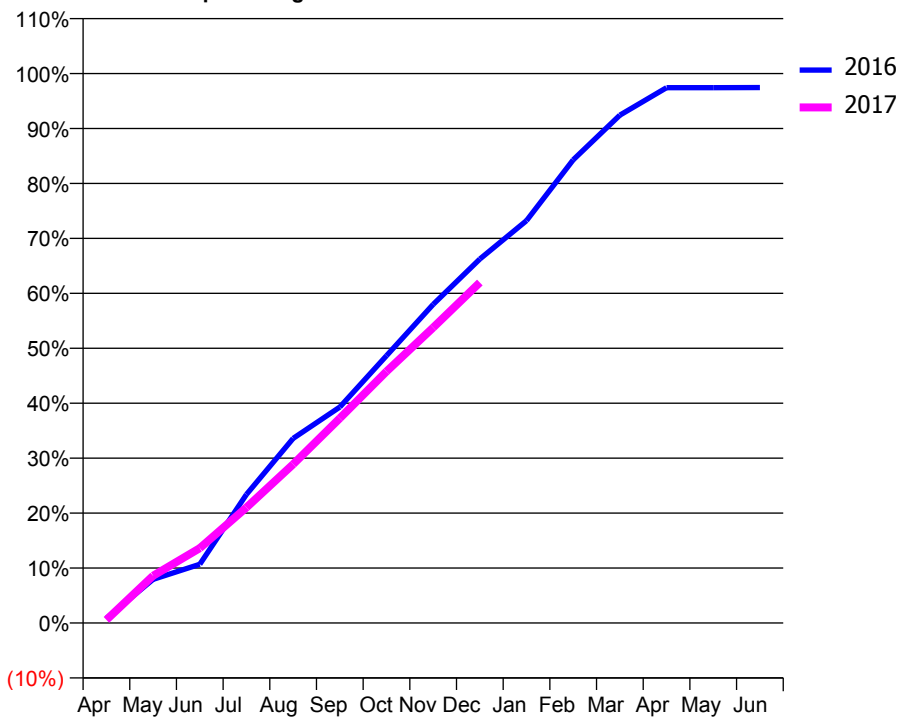
ACCESS*

Patients seen in 24 months	Total	Change since previous quarter
Quarter ending December 2015	3,631	
Quarter ending March 2016	3,624	→
Quarter ending June 2016	3,601	→
Quarter ending September 2016	3,567	→
Quarter ending December 2016	3,548	→
Variance since December 2015	(2.3%)	↓



ACTIVITY

Cumulative percentage of contracted UDA delivered 2016 & 2017



Month	Adjusted Scheduled Activity (UDA)	
	2016	2017
April	77	51
May	699	758
June	942	1,199
July	2,061	1,852
August	2,958	2,542
September	3,459	3,280
October	4,282	4,031
November	5,105	4,732
December	5,830	5,455
January	6,445	
February	7,420	
March	8,136	
April	8,575	
May	8,576	
June	8,577	

QUALITY

	Quantity	Base Number	Contract	AT	Region	England
% of FP17s for the same patient ID Re-attending within 3 months - Children	23	455	5.1%	9.7%	11.9%	12.4%
% of FP17s for the same patient ID Re-attending within 3 months - Adults	335	2,419	13.8%	14.2%	16.5%	16.6%
% of FP17s for the same patient ID Re-attending between 3 & 9 months - Children	41	455	9.0%	60.5%	60.2%	57.5%
% of FP17s for the same patient ID Re-attending between 3 & 9 months - Adults	716	2,419	29.6%	52.5%	52.0%	50.4%
% of FP17s for Band 1 Urgent Courses	77	2,700	2.9%	7.9%	9.5%	9.1%
% of FP17s Relating to Free Repair or Replacements	33	2,700	1.2%	0.8%	0.7%	0.8%
% of FP17s Relating to Continuations	110	2,700	4.1%	1.2%	1.2%	1.3%
% of Patients satisfied with the dentistry they have received	6	7	N/A	92.7%	92.9%	92.7%
% of Patients satisfied with the time they had to wait for an appointment	7	7	N/A	89.4%	88.8%	88.8%

* This is based on patients treated on this contract for their most recent course of treatment. Figures in italics indicate the base number of FP17s or Patient Questionnaire responses are less than 100. N/A is shown where the base number of responses is less than 10 during the period. % is calculated as Quantity/Base number*100

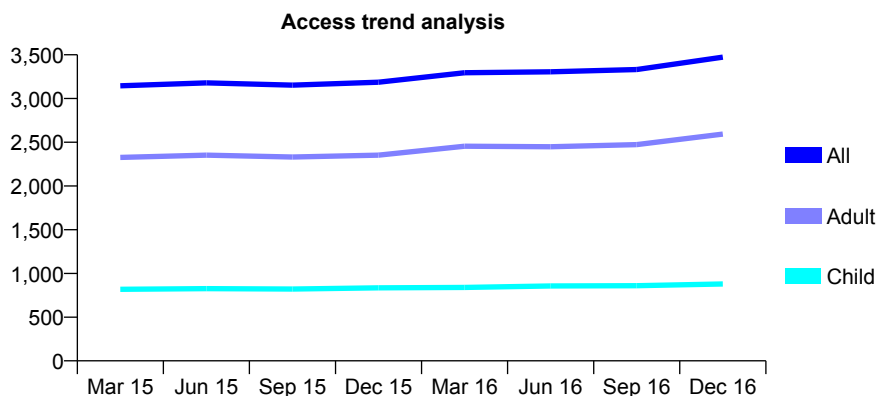
Q64 - Vital Signs At a Glance Contract Report for 674133/0001 - December 2016

Name or company name	Avon House Dental Practice
Contract type name	GDS Contract
Purpose of contract	General
Contract start date	04/12/2008
Contract end date	

16/17 Contracted general activity (UDA)	7,153
Carry forward general activity (UDA)	-129
16/17 Contracted orthodontic activity (UOA)	0
Carry forward orthodontic activity (UOA)	0
Baseline contract value	£165,654.97

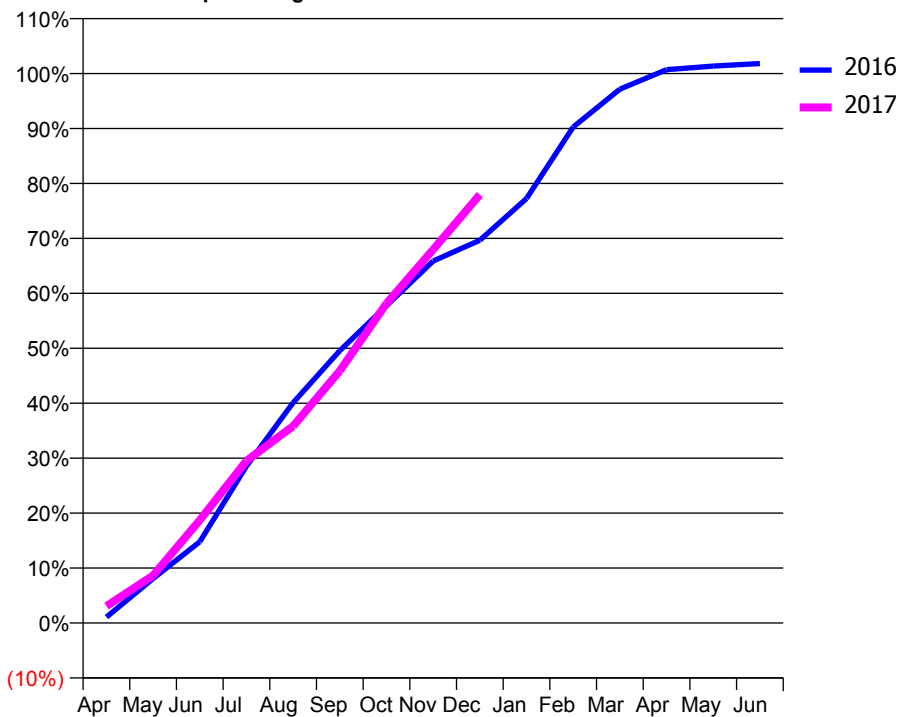
ACCESS*

Patients seen in 24 months	Total	Change since previous quarter
Quarter ending December 2015	3,187	
Quarter ending March 2016	3,295	↑
Quarter ending June 2016	3,306	→
Quarter ending September 2016	3,332	→
Quarter ending December 2016	3,473	↑
Variance since December 2015	9.0%	↑



ACTIVITY

Cumulative percentage of contracted UDA delivered 2016 & 2017



Month	Adjusted Scheduled Activity (UDA)	
	2016	2017
April	77	220
May	579	618
June	1,059	1,340
July	2,042	2,112
August	2,868	2,563
September	3,545	3,284
October	4,130	4,160
November	4,711	4,860
December	4,983	5,576
January	5,527	
February	6,456	
March	6,950	
April	7,203	
May	7,249	
June	7,282	

QUALITY

	Quantity	Base Number	Contract	AT	Region	England
% of FP17s for the same patient ID Re-attending within 3 months - Children	44	992	4.4%	9.7%	11.9%	12.4%
% of FP17s for the same patient ID Re-attending within 3 months - Adults	283	2,769	10.2%	14.2%	16.5%	16.6%
% of FP17s for the same patient ID Re-attending between 3 & 9 months - Children	638	992	64.3%	60.5%	60.2%	57.5%
% of FP17s for the same patient ID Re-attending between 3 & 9 months - Adults	1,553	2,769	56.1%	52.5%	52.0%	50.4%
% of FP17s for Band 1 Urgent Courses	185	3,544	5.2%	7.9%	9.5%	9.1%
% of FP17s Relating to Free Repair or Replacements	18	3,544	0.5%	0.8%	0.7%	0.8%
% of FP17s Relating to Continuations	11	3,544	0.3%	1.2%	1.2%	1.3%
% of Patients satisfied with the dentistry they have received	8	10	80.0%	92.7%	92.9%	92.7%
% of Patients satisfied with the time they had to wait for an appointment	7	10	70.0%	89.4%	88.8%	88.8%

* This is based on patients treated on this contract for their most recent course of treatment. Figures in italics indicate the base number of FP17s or Patient Questionnaire responses are less than 100. N/A is shown where the base number of responses is less than 10 during the period. % is calculated as Quantity/Base number*100

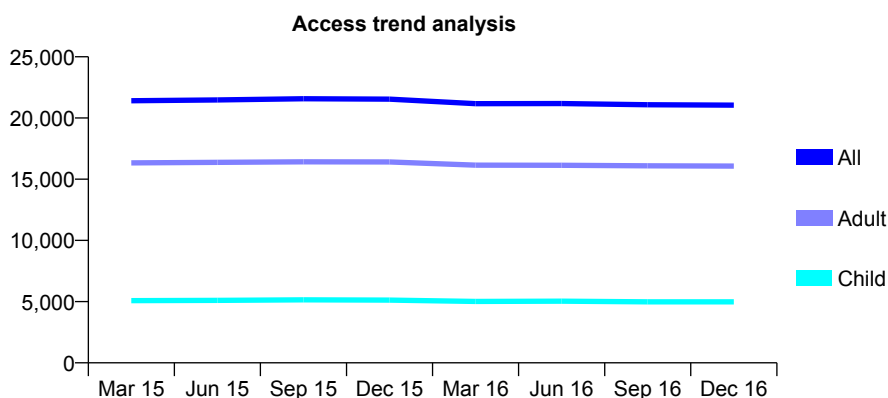
Q64 - Vital Signs At a Glance Contract Report for 674893/0001 - December 2016

Name or company name	MR B NEDJATI-GILANI
Contract type name	GDS Contract
Purpose of contract	General
Contract start date	01/04/2006
Contract end date	

16/17 Contracted general activity (UDA)	58,705
Carry forward general activity (UDA)	-30
16/17 Contracted orthodontic activity (UOA)	0
Carry forward orthodontic activity (UOA)	0
Baseline contract value	£1,345,127.35

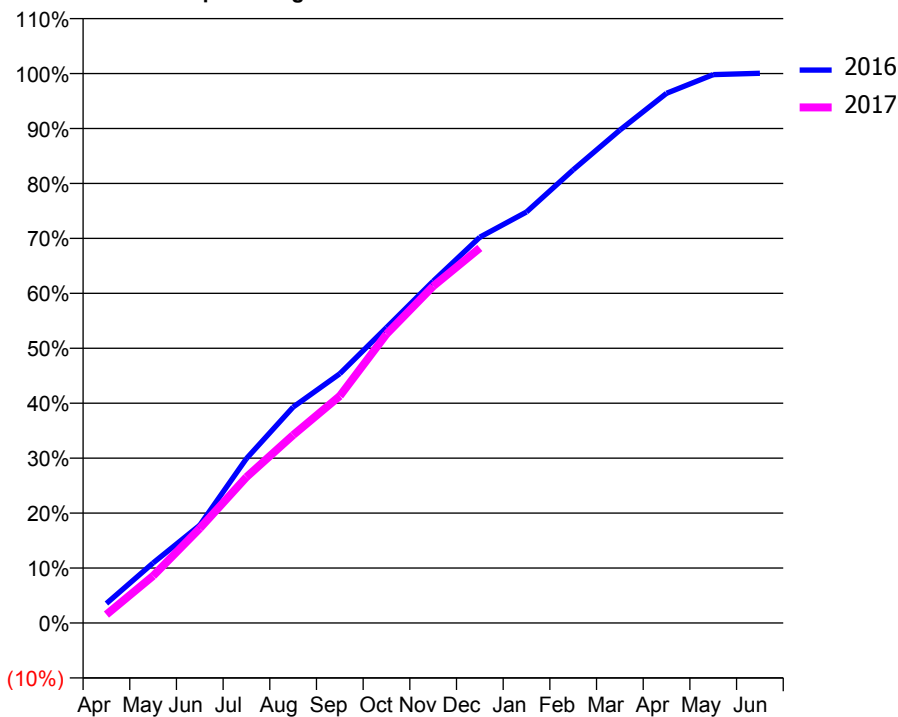
ACCESS*

Patients seen in 24 months	Total	Change since previous quarter
Quarter ending December 2015	21,538	
Quarter ending March 2016	21,166	↓
Quarter ending June 2016	21,181	→
Quarter ending September 2016	21,082	→
Quarter ending December 2016	21,049	→
Variance since December 2015	(2.3%)	↓



ACTIVITY

Cumulative percentage of contracted UDA delivered 2016 & 2017



Month	Adjusted Scheduled Activity (UDA)	
	2016	2017
April	2,085	899
May	6,417	5,038
June	10,456	10,111
July	17,567	15,595
August	23,067	20,081
September	26,635	24,248
October	31,558	30,862
November	36,514	35,979
December	41,218	40,073
January	43,911	
February	48,414	
March	52,661	
April	56,591	
May	58,590	
June	58,735	

QUALITY

	Quantity	Base Number	Contract	AT	Region	England
% of FP17s for the same patient ID Re-attending within 3 months - Children	529	5,583	9.5%	9.7%	11.9%	12.4%
% of FP17s for the same patient ID Re-attending within 3 months - Adults	2,989	17,956	16.6%	14.2%	16.5%	16.6%
% of FP17s for the same patient ID Re-attending between 3 & 9 months - Children	3,046	5,583	54.6%	60.5%	60.2%	57.5%
% of FP17s for the same patient ID Re-attending between 3 & 9 months - Adults	9,305	17,956	51.8%	52.5%	52.0%	50.4%
% of FP17s for Band 1 Urgent Courses	2,049	20,859	9.8%	7.9%	9.5%	9.1%
% of FP17s Relating to Free Repair or Replacements	135	20,859	0.6%	0.8%	0.7%	0.8%
% of FP17s Relating to Continuations	467	20,859	2.2%	1.2%	1.2%	1.3%
% of Patients satisfied with the dentistry they have received	52	57	91.2%	92.7%	92.9%	92.7%
% of Patients satisfied with the time they had to wait for an appointment	51	57	89.5%	89.4%	88.8%	88.8%

* This is based on patients treated on this contract for their most recent course of treatment. Figures in italics indicate the base number of FP17s or Patient Questionnaire responses are less than 100. N/A is shown where the base number of responses is less than 10 during the period. % is calculated as Quantity/Base number*100

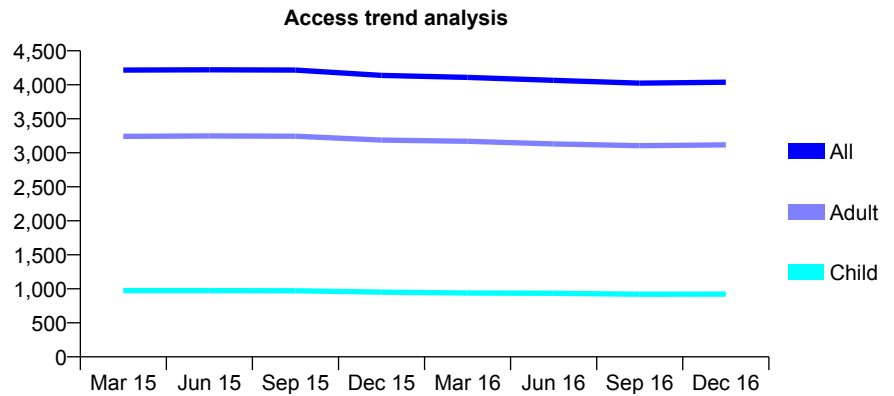
Q64 - Vital Signs At a Glance Contract Report for 676381/0001 - December 2016

Name or company name	Sherrard, Syed & Mekala
Contract type name	GDS Contract
Purpose of contract	General
Contract start date	01/04/2006
Contract end date	

16/17 Contracted general activity (UDA)	13,000
Carry forward general activity (UDA)	-43
16/17 Contracted orthodontic activity (UOA)	0
Carry forward orthodontic activity (UOA)	0
Baseline contract value	£295,708.49

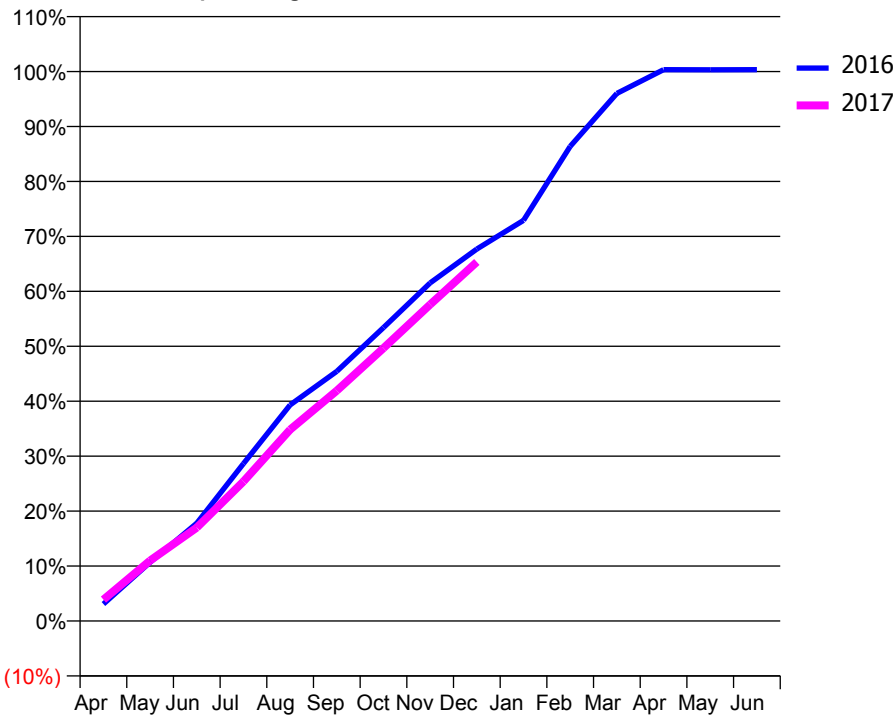
ACCESS*

Patients seen in 24 months	Total	Change since previous quarter
Quarter ending December 2015	4,138	
Quarter ending March 2016	4,108	→
Quarter ending June 2016	4,065	↓
Quarter ending September 2016	4,025	→
Quarter ending December 2016	4,038	→
Variance since December 2015	(2.4%)	↓



ACTIVITY

Cumulative percentage of contracted UDA delivered 2016 & 2017



Month	Adjusted Scheduled Activity (UDA)	
	2016	2017
April	401	507
May	1,389	1,430
June	2,315	2,211
July	3,724	3,301
August	5,113	4,527
September	5,907	5,451
October	6,943	6,457
November	8,000	7,488
December	8,799	8,493
January	9,478	
February	11,230	
March	12,483	
April	13,042	
May	13,041	
June	13,043	

QUALITY

	Quantity	Base Number	Contract	AT	Region	England
% of FP17s for the same patient ID Re-attending within 3 months - Children	68	1,118	6.1%	9.7%	11.9%	12.4%
% of FP17s for the same patient ID Re-attending within 3 months - Adults	568	3,545	16.0%	14.2%	16.5%	16.6%
% of FP17s for the same patient ID Re-attending between 3 & 9 months - Children	776	1,118	69.4%	60.5%	60.2%	57.5%
% of FP17s for the same patient ID Re-attending between 3 & 9 months - Adults	2,174	3,545	61.3%	52.5%	52.0%	50.4%
% of FP17s for Band 1 Urgent Courses	385	4,366	8.8%	7.9%	9.5%	9.1%
% of FP17s Relating to Free Repair or Replacements	29	4,366	0.7%	0.8%	0.7%	0.8%
% of FP17s Relating to Continuations	36	4,366	0.8%	1.2%	1.2%	1.3%
% of Patients satisfied with the dentistry they have received	26	26	100.0%	92.7%	92.9%	92.7%
% of Patients satisfied with the time they had to wait for an appointment	23	26	88.5%	89.4%	88.8%	88.8%

* This is based on patients treated on this contract for their most recent course of treatment. Figures in italics indicate the base number of FP17s or Patient Questionnaire responses are less than 100. N/A is shown where the base number of responses is less than 10 during the period. % is calculated as Quantity/Base number*100

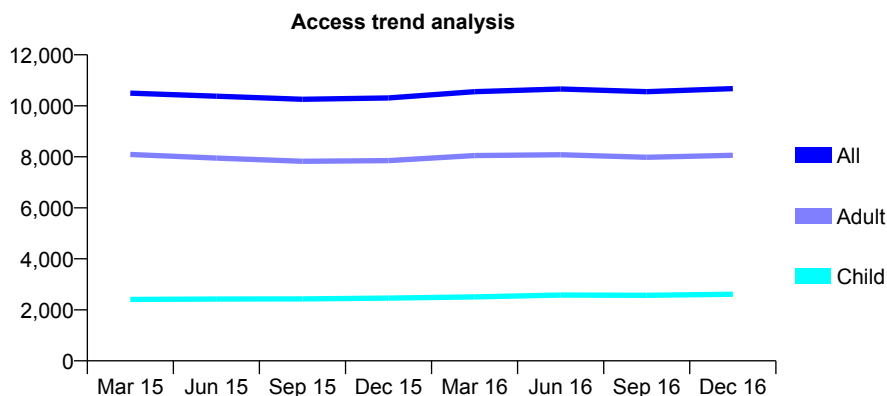
Q64 - Vital Signs At a Glance Contract Report for 678570/0001 - December 2016

Name or company name	MISS EL FOX
Contract type name	GDS Contract
Purpose of contract	General
Contract start date	01/06/2008
Contract end date	

16/17 Contracted general activity (UDA)	29,547
Carry forward general activity (UDA)	-508
16/17 Contracted orthodontic activity (UOA)	0
Carry forward orthodontic activity (UOA)	0
Baseline contract value	£729,609.60

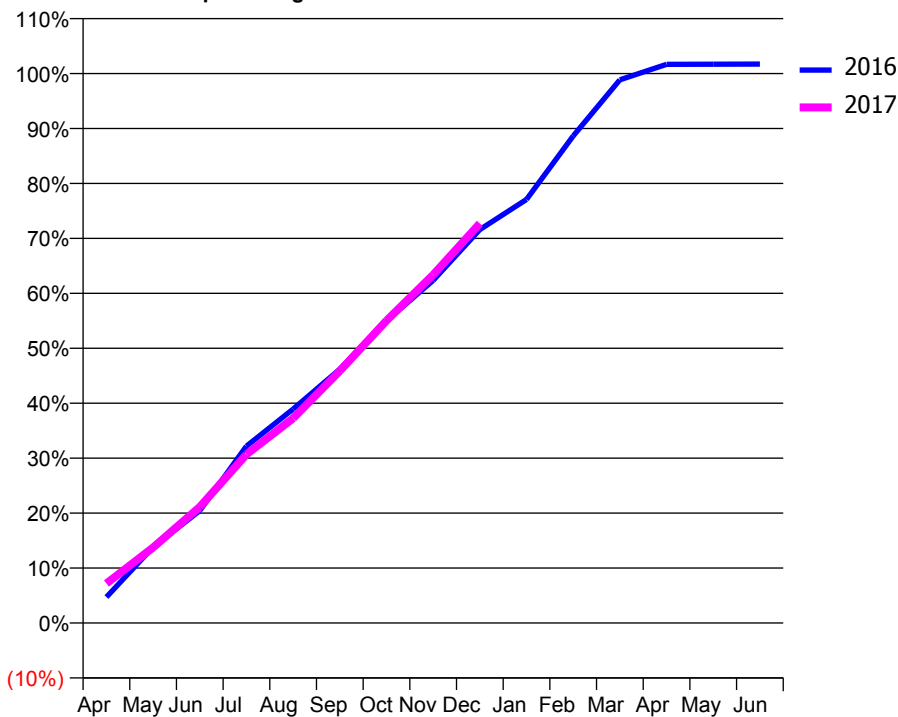
ACCESS*

Patients seen in 24 months	Total	Change since previous quarter
Quarter ending December 2015	10,308	
Quarter ending March 2016	10,555	↑
Quarter ending June 2016	10,658	→
Quarter ending September 2016	10,554	→
Quarter ending December 2016	10,674	→
Variance since December 2015	3.6%	↑



ACTIVITY

Cumulative percentage of contracted UDA delivered 2016 & 2017



Month	Adjusted Scheduled Activity (UDA)	
	2016	2017
April	1,397	2,123
May	4,086	4,059
June	6,041	6,242
July	9,511	9,067
August	11,501	11,011
September	13,650	13,557
October	16,249	16,259
November	18,424	18,728
December	21,155	21,486
January	22,776	
February	26,186	
March	29,205	
April	30,038	
May	30,045	
June	30,055	

QUALITY

	Quantity	Base Number	Contract	AT	Region	England
% of FP17s for the same patient ID Re-attending within 3 months - Children	213	3,070	6.9%	9.7%	11.9%	12.4%
% of FP17s for the same patient ID Re-attending within 3 months - Adults	1,171	7,695	15.2%	14.2%	16.5%	16.6%
% of FP17s for the same patient ID Re-attending between 3 & 9 months - Children	2,027	3,070	66.0%	60.5%	60.2%	57.5%
% of FP17s for the same patient ID Re-attending between 3 & 9 months - Adults	4,106	7,695	53.4%	52.5%	52.0%	50.4%
% of FP17s for Band 1 Urgent Courses	799	10,309	7.8%	7.9%	9.5%	9.1%
% of FP17s Relating to Free Repair or Replacements	86	10,309	0.8%	0.8%	0.7%	0.8%
% of FP17s Relating to Continuations	136	10,309	1.3%	1.2%	1.2%	1.3%
% of Patients satisfied with the dentistry they have received	20	21	95.2%	92.7%	92.9%	92.7%
% of Patients satisfied with the time they had to wait for an appointment	19	21	90.5%	89.4%	88.8%	88.8%

* This is based on patients treated on this contract for their most recent course of treatment. Figures in italics indicate the base number of FP17s or Patient Questionnaire responses are less than 100. N/A is shown where the base number of responses is less than 10 during the period. % is calculated as Quantity/Base number*100

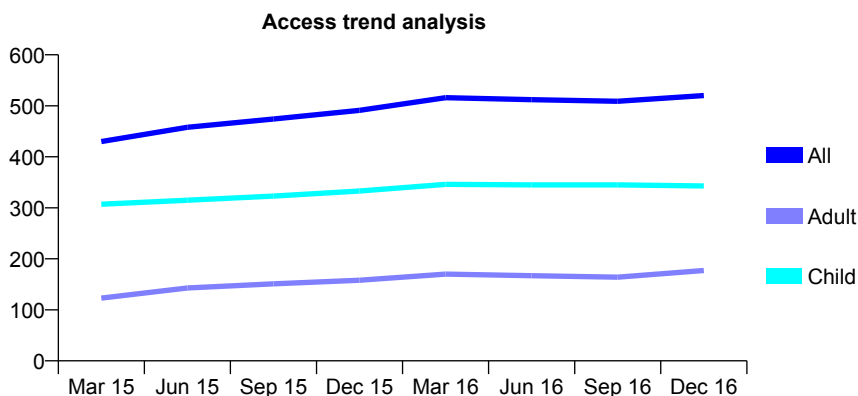
Q64 - Vital Signs At a Glance Contract Report for 682586/0003 - December 2016

Name or company name	MR EJ LOCKE
Contract type name	GDS Contract
Purpose of contract	General
Contract start date	01/02/2014
Contract end date	

16/17 Contracted general activity (UDA)	1,350
Carry forward general activity (UDA)	-26
16/17 Contracted orthodontic activity (UOA)	0
Carry forward orthodontic activity (UOA)	0
Baseline contract value	£41,014.99

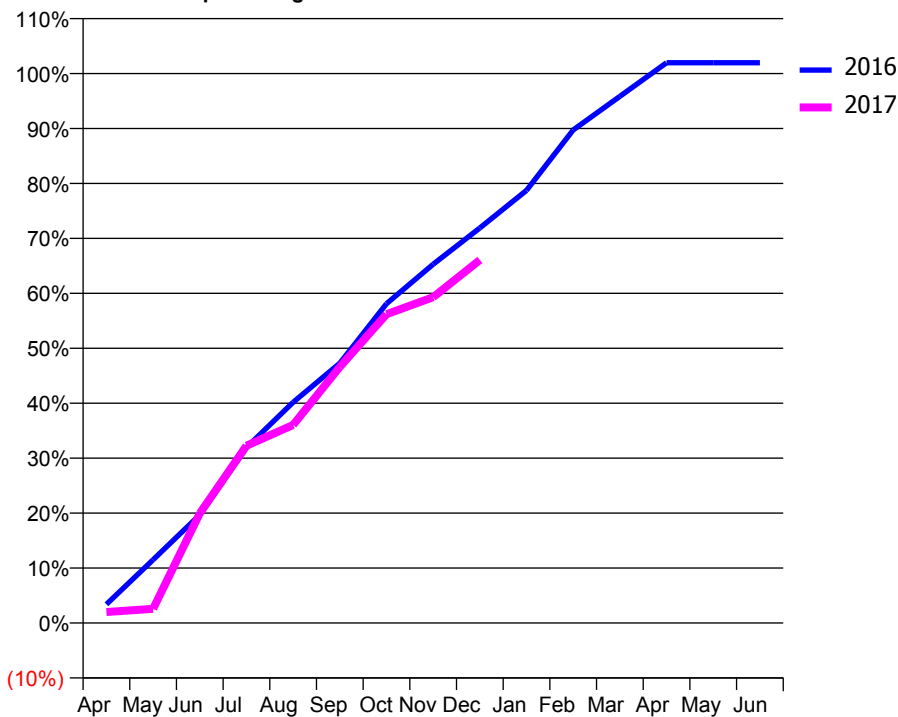
ACCESS*

Patients seen in 24 months	Total	Change since previous quarter
Quarter ending December 2015	491	
Quarter ending March 2016	516	↑
Quarter ending June 2016	512	→
Quarter ending September 2016	509	→
Quarter ending December 2016	520	↑
Variance since December 2015	5.9%	↑



ACTIVITY

Cumulative percentage of contracted UDA delivered 2016 & 2017



Adjusted Scheduled Activity (UDA)

Month	2016	2017
April	46	27
May	156	35
June	266	270
July	431	436
August	542	487
September	638	629
October	785	759
November	881	801
December	971	892
January	1,063	
February	1,211	
March	1,294	
April	1,376	
May	1,376	
June	1,376	

QUALITY

	Quantity	Base Number	Contract	AT	Region	England
% of FP17s for the same patient ID Re-attending within 3 months - Children	27	385	7.0%	9.7%	11.9%	12.4%
% of FP17s for the same patient ID Re-attending within 3 months - Adults	22	149	14.8%	14.2%	16.5%	16.6%
% of FP17s for the same patient ID Re-attending between 3 & 9 months - Children	229	385	59.5%	60.5%	60.2%	57.5%
% of FP17s for the same patient ID Re-attending between 3 & 9 months - Adults	69	149	46.3%	52.5%	52.0%	50.4%
% of FP17s for Band 1 Urgent Courses	30	483	6.2%	7.9%	9.5%	9.1%
% of FP17s Relating to Free Repair or Replacements	0	483	0.0%	0.8%	0.7%	0.8%
% of FP17s Relating to Continuations	0	483	0.0%	1.2%	1.2%	1.3%
% of Patients satisfied with the dentistry they have received	1	1	N/A	92.7%	92.9%	92.7%
% of Patients satisfied with the time they had to wait for an appointment	1	1	N/A	89.4%	88.8%	88.8%

* This is based on patients treated on this contract for their most recent course of treatment. Figures in italics indicate the base number of FP17s or Patient Questionnaire responses are less than 100. N/A is shown where the base number of responses is less than 10 during the period. % is calculated as Quantity/Base number*100

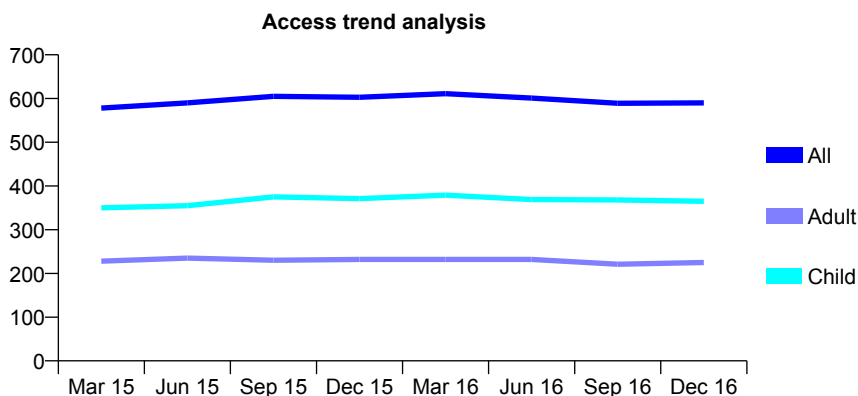
Q64 - Vital Signs At a Glance Contract Report for 685046/0001 - December 2016

Name or company name	MR DJ MORLEY
Contract type name	GDS Contract
Purpose of contract	General
Contract start date	01/04/2006
Contract end date	

16/17 Contracted general activity (UDA)	1,750
Carry forward general activity (UDA)	0
16/17 Contracted orthodontic activity (UOA)	0
Carry forward orthodontic activity (UOA)	0
Baseline contract value	£38,949.70

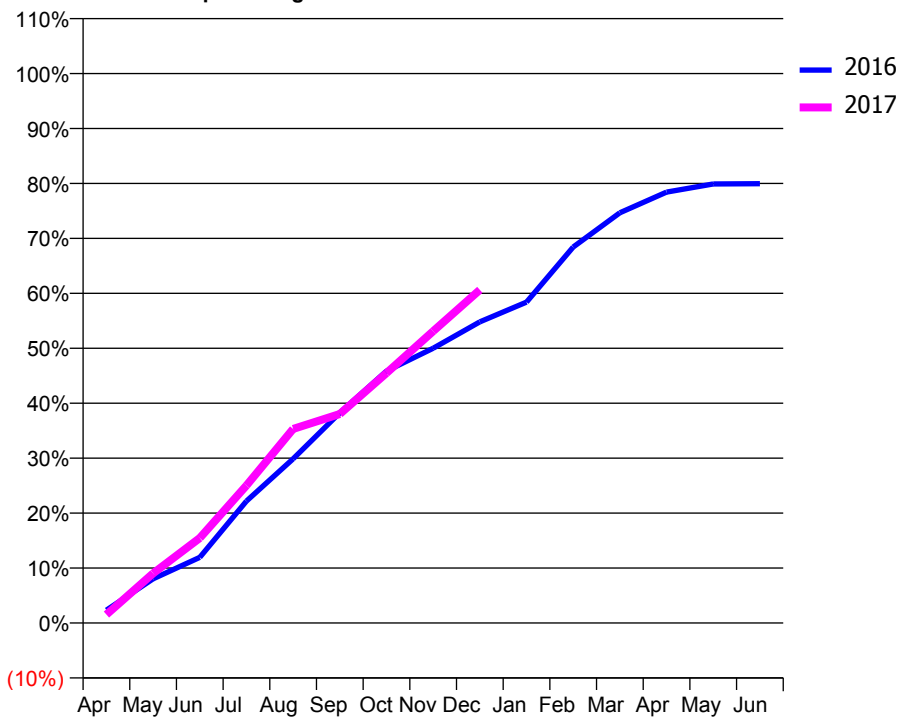
ACCESS*

Patients seen in 24 months	Total	Change since previous quarter
Quarter ending December 2015	603	
Quarter ending March 2016	611	→
Quarter ending June 2016	601	↓
Quarter ending September 2016	589	↓
Quarter ending December 2016	590	→
Variance since December 2015	(2.2%)	↓



ACTIVITY

Cumulative percentage of contracted UDA delivered 2016 & 2017



Month	Adjusted Scheduled Activity (UDA)	
	2016	2017
April	46	27
May	158	158
June	234	271
July	435	438
August	586	618
September	750	666
October	899	796
November	980	929
December	1,074	1,061
January	1,144	
February	1,341	
March	1,463	
April	1,537	
May	1,566	
June	1,567	

QUALITY

	Quantity	Base Number	Contract	AT	Region	England
% of FP17s for the same patient ID Re-attending within 3 months - Children	23	446	5.2%	9.7%	11.9%	12.4%
% of FP17s for the same patient ID Re-attending within 3 months - Adults	18	197	9.1%	14.2%	16.5%	16.6%
% of FP17s for the same patient ID Re-attending between 3 & 9 months - Children	311	446	69.7%	60.5%	60.2%	57.5%
% of FP17s for the same patient ID Re-attending between 3 & 9 months - Adults	114	197	57.9%	52.5%	52.0%	50.4%
% of FP17s for Band 1 Urgent Courses	26	594	4.4%	7.9%	9.5%	9.1%
% of FP17s Relating to Free Repair or Replacements	0	594	0.0%	0.8%	0.7%	0.8%
% of FP17s Relating to Continuations	0	594	0.0%	1.2%	1.2%	1.3%
% of Patients satisfied with the dentistry they have received	2	2	N/A	92.7%	92.9%	92.7%
% of Patients satisfied with the time they had to wait for an appointment	2	2	N/A	89.4%	88.8%	88.8%

* This is based on patients treated on this contract for their most recent course of treatment. Figures in italics indicate the base number of FP17s or Patient Questionnaire responses are less than 100. N/A is shown where the base number of responses is less than 10 during the period. % is calculated as Quantity/Base number*100

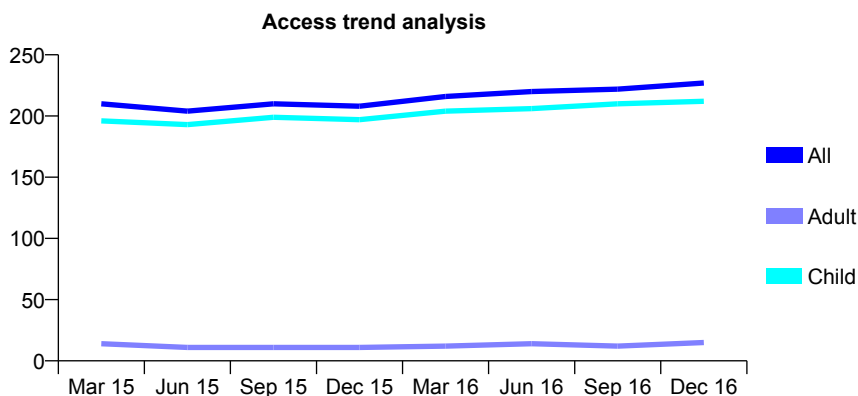
Q64 - Vital Signs At a Glance Contract Report for 685240/0001 - December 2016

Name or company name	MR OC GUY
Contract type name	GDS Contract
Purpose of contract	General
Contract start date	01/04/2006
Contract end date	

16/17 Contracted general activity (UDA)	440
Carry forward general activity (UDA)	0
16/17 Contracted orthodontic activity (UOA)	0
Carry forward orthodontic activity (UOA)	0
Baseline contract value	£10,321.68

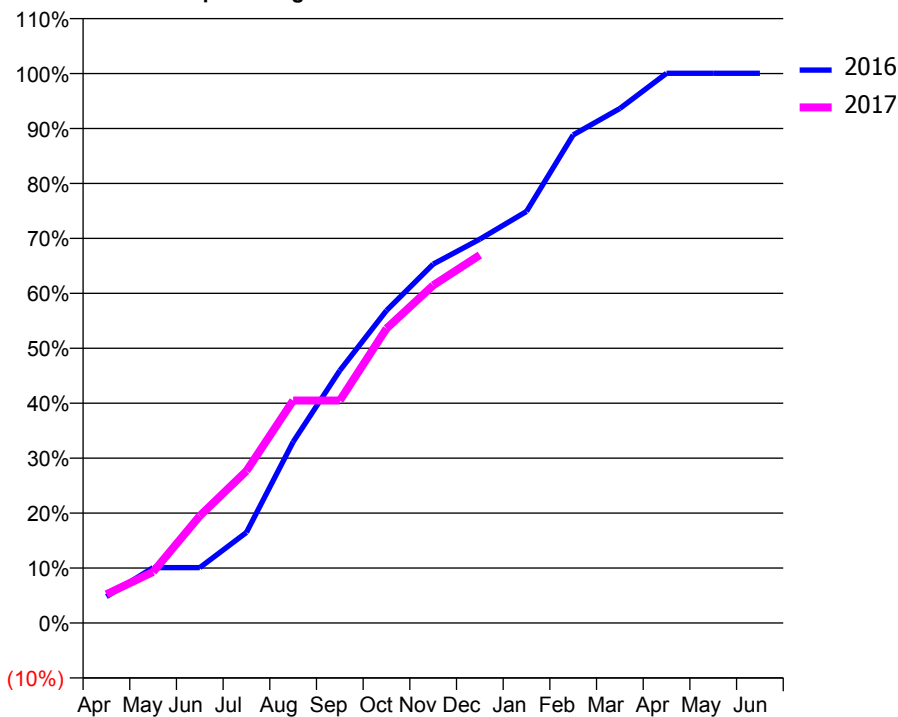
ACCESS*

Patients seen in 24 months	Total	Change since previous quarter
Quarter ending December 2015	208	
Quarter ending March 2016	216	↑
Quarter ending June 2016	220	→
Quarter ending September 2016	222	→
Quarter ending December 2016	227	↑
Variance since December 2015	9.1%	↑



ACTIVITY

Cumulative percentage of contracted UDA delivered 2016 & 2017



Month	Adjusted Scheduled Activity (UDA)	
	2016	2017
April	21	23
May	44	41
June	44	86
July	73	122
August	145	178
September	202	178
October	250	236
November	287	270
December	307	295
January	330	
February	391	
March	412	
April	440	
May	440	
June	440	

QUALITY

	Quantity	Base Number	Contract	AT	Region	England
% of FP17s for the same patient ID Re-attending within 3 months - Children	13	264	4.9%	9.7%	11.9%	12.4%
% of FP17s for the same patient ID Re-attending within 3 months - Adults	0	1	0.0%	14.2%	16.5%	16.6%
% of FP17s for the same patient ID Re-attending between 3 & 9 months - Children	172	264	65.2%	60.5%	60.2%	57.5%
% of FP17s for the same patient ID Re-attending between 3 & 9 months - Adults	1	1	100.0%	52.5%	52.0%	50.4%
% of FP17s for Band 1 Urgent Courses	13	241	5.4%	7.9%	9.5%	9.1%
% of FP17s Relating to Free Repair or Replacements	0	241	0.0%	0.8%	0.7%	0.8%
% of FP17s Relating to Continuations	1	241	0.4%	1.2%	1.2%	1.3%
% of Patients satisfied with the dentistry they have received	1	1	N/A	92.7%	92.9%	92.7%
% of Patients satisfied with the time they had to wait for an appointment	1	1	N/A	89.4%	88.8%	88.8%

* This is based on patients treated on this contract for their most recent course of treatment. Figures in italics indicate the base number of FP17s or Patient Questionnaire responses are less than 100. N/A is shown where the base number of responses is less than 10 during the period. % is calculated as Quantity/Base number*100

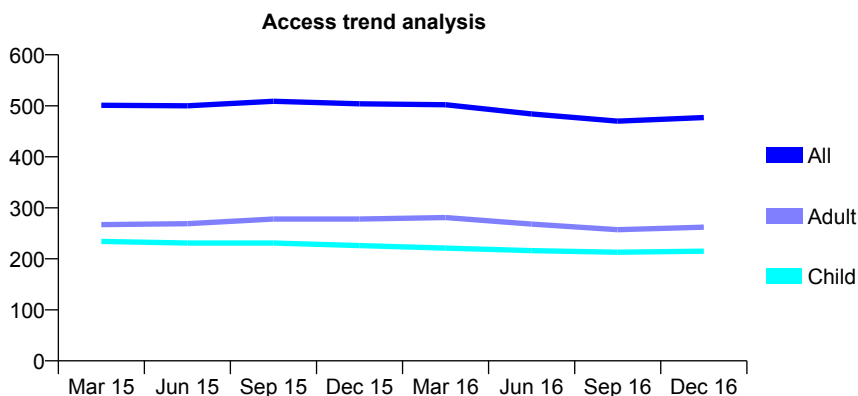
Q64 - Vital Signs At a Glance Contract Report for 725676/0003 - December 2016

Name or company name	MRS MN PICKARD
Contract type name	GDS Contract
Purpose of contract	General
Contract start date	02/04/2010
Contract end date	

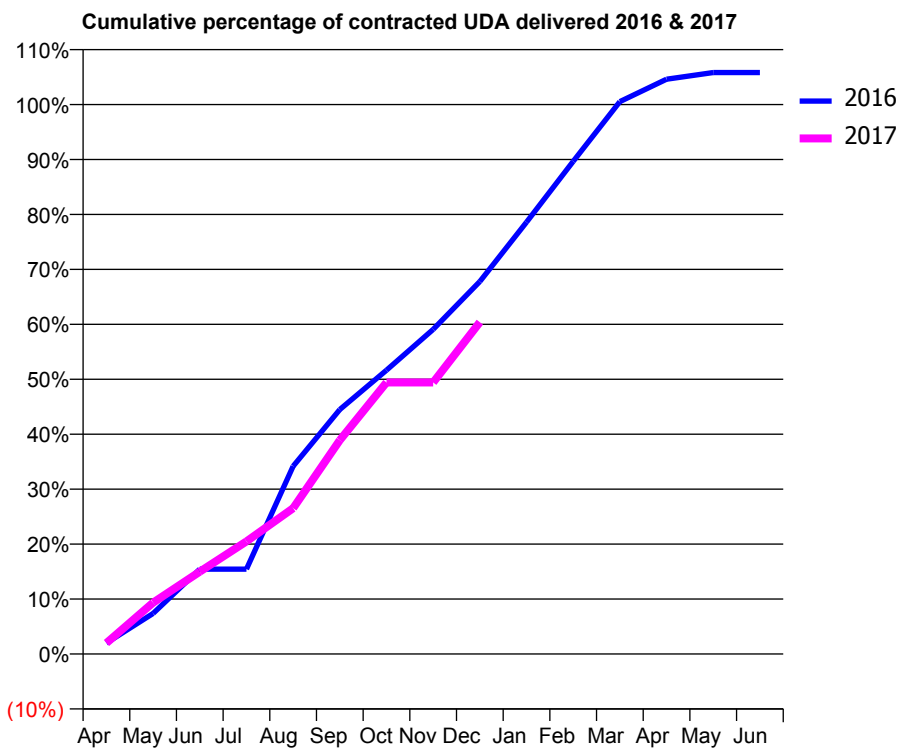
16/17 Contracted general activity (UDA)	1,700
Carry forward general activity (UDA)	-34
16/17 Contracted orthodontic activity (UOA)	0
Carry forward orthodontic activity (UOA)	0
Baseline contract value	£35,152.70

ACCESS*

Patients seen in 24 months	Total	Change since previous quarter
Quarter ending December 2015	504	
Quarter ending March 2016	502	→
Quarter ending June 2016	484	↓
Quarter ending September 2016	470	↓
Quarter ending December 2016	477	→
Variance since December 2015	(5.4%)	↓



ACTIVITY



Month	Adjusted Scheduled Activity (UDA)	
	2016	2017
April	34	34
May	126	159
June	263	255
July	263	348
August	581	451
September	756	661
October	878	840
November	1,004	840
December	1,152	1,027
January	1,336	
February	1,524	
March	1,709	
April	1,778	
May	1,799	
June	1,799	

QUALITY

	Quantity	Base Number	Contract	AT	Region	England
% of FP17s for the same patient ID Re-attending within 3 months - Children	20	278	7.2%	9.7%	11.9%	12.4%
% of FP17s for the same patient ID Re-attending within 3 months - Adults	85	293	29.0%	14.2%	16.5%	16.6%
% of FP17s for the same patient ID Re-attending between 3 & 9 months - Children	183	278	65.8%	60.5%	60.2%	57.5%
% of FP17s for the same patient ID Re-attending between 3 & 9 months - Adults	140	293	47.8%	52.5%	52.0%	50.4%
% of FP17s for Band 1 Urgent Courses	43	527	8.2%	7.9%	9.5%	9.1%
% of FP17s Relating to Free Repair or Replacements	0	527	0.0%	0.8%	0.7%	0.8%
% of FP17s Relating to Continuations	0	527	0.0%	1.2%	1.2%	1.3%
% of Patients satisfied with the dentistry they have received	1	1	N/A	92.7%	92.9%	92.7%
% of Patients satisfied with the time they had to wait for an appointment	1	1	N/A	89.4%	88.8%	88.8%

* This is based on patients treated on this contract for their most recent course of treatment. Figures in italics indicate the base number of FP17s or Patient Questionnaire responses are less than 100. N/A is shown where the base number of responses is less than 10 during the period. % is calculated as Quantity/Base number*100

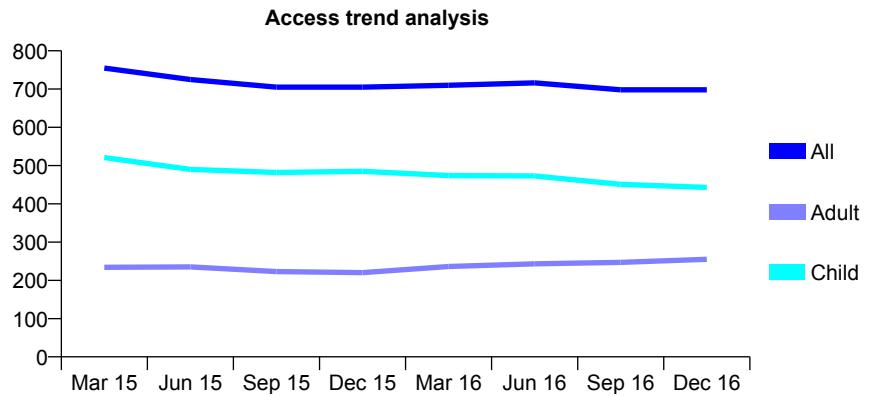
Q64 - Vital Signs At a Glance Contract Report for 731633/0001 - December 2016

Name or company name	MR PJ COOKE
Contract type name	GDS Contract
Purpose of contract	General and Orthodontic
Contract start date	01/04/2006
Contract end date	

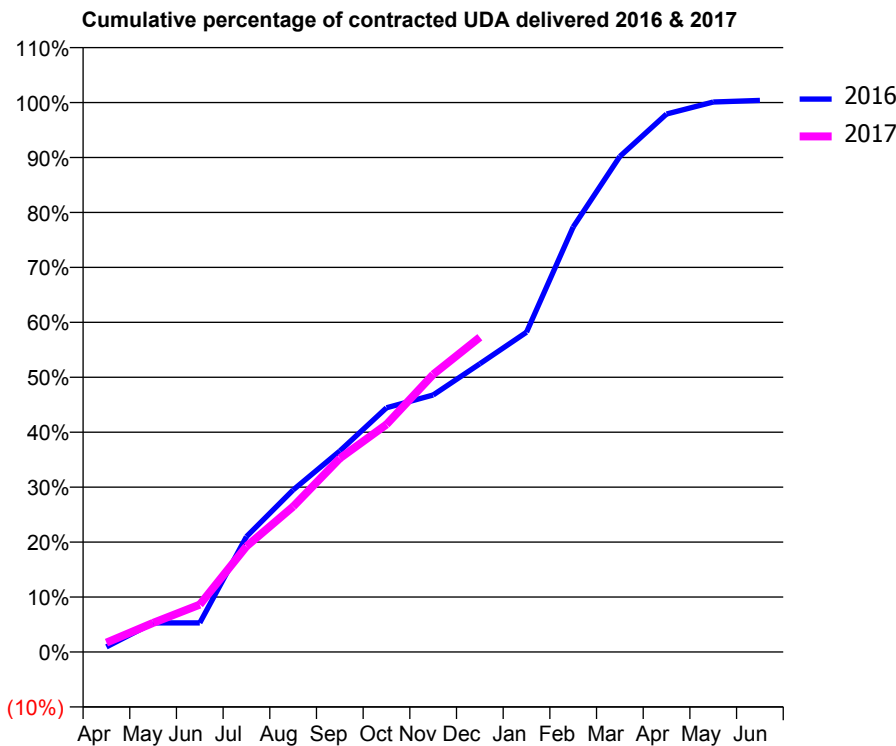
16/17 Contracted general activity (UDA)	1,285
Carry forward general activity (UDA)	-5
16/17 Contracted orthodontic activity (UOA)	1,284
Carry forward orthodontic activity (UOA)	0
Baseline contract value	£106,923.69

ACCESS*

Patients seen in 24 months	Total	Change since previous quarter
Quarter ending December 2015	705	
Quarter ending March 2016	710	→
Quarter ending June 2016	716	→
Quarter ending September 2016	698	↓
Quarter ending December 2016	698	→
Variance since December 2015	(1.0%)	→



ACTIVITY



Month	Adjusted Scheduled Activity (UDA)	
	2016	2017
April	12	22
May	68	68
June	68	111
July	270	247
August	379	340
September	470	453
October	571	532
November	601	649
December	674	736
January	748	
February	994	
March	1,159	
April	1,258	
May	1,286	
June	1,290	

QUALITY

	Quantity	Base Number	Contract	AT	Region	England
% of FP17s for the same patient ID Re-attending within 3 months - Children	48	542	8.9%	9.7%	11.9%	12.4%
% of FP17s for the same patient ID Re-attending within 3 months - Adults	7	139	5.0%	14.2%	16.5%	16.6%
% of FP17s for the same patient ID Re-attending between 3 & 9 months - Children	266	542	49.1%	60.5%	60.2%	57.5%
% of FP17s for the same patient ID Re-attending between 3 & 9 months - Adults	51	139	36.7%	52.5%	52.0%	50.4%
% of FP17s for Band 1 Urgent Courses	0	492	0.0%	7.9%	9.5%	9.1%
% of FP17s Relating to Free Repair or Replacements	0	492	0.0%	0.8%	0.7%	0.8%
% of FP17s Relating to Continuations	10	492	2.0%	1.2%	1.2%	1.3%
% of Patients satisfied with the dentistry they have received	2	2	N/A	92.7%	92.9%	92.7%
% of Patients satisfied with the time they had to wait for an appointment	2	2	N/A	89.4%	88.8%	88.8%

* This is based on patients treated on this contract for their most recent course of treatment. Figures in italics indicate the base number of FP17s or Patient Questionnaire responses are less than 100. N/A is shown where the base number of responses is less than 10 during the period. % is calculated as Quantity/Base number*100

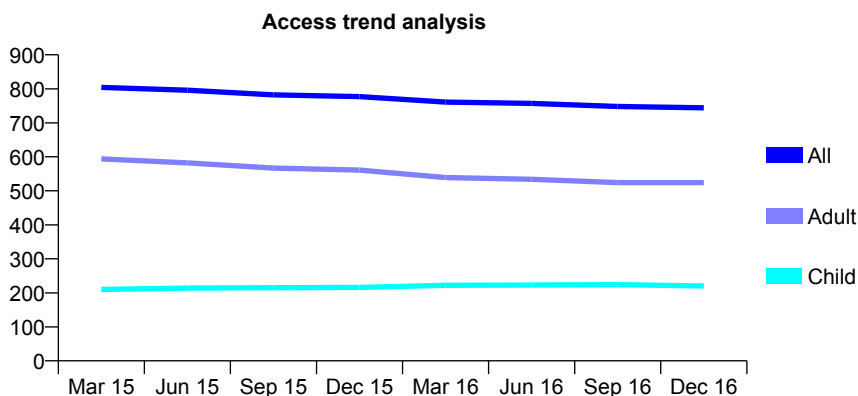
Q64 - Vital Signs At a Glance Contract Report for 736716/0001 - December 2016

Name or company name	MRS J ROBSON
Contract type name	GDS Contract
Purpose of contract	General
Contract start date	01/04/2006
Contract end date	

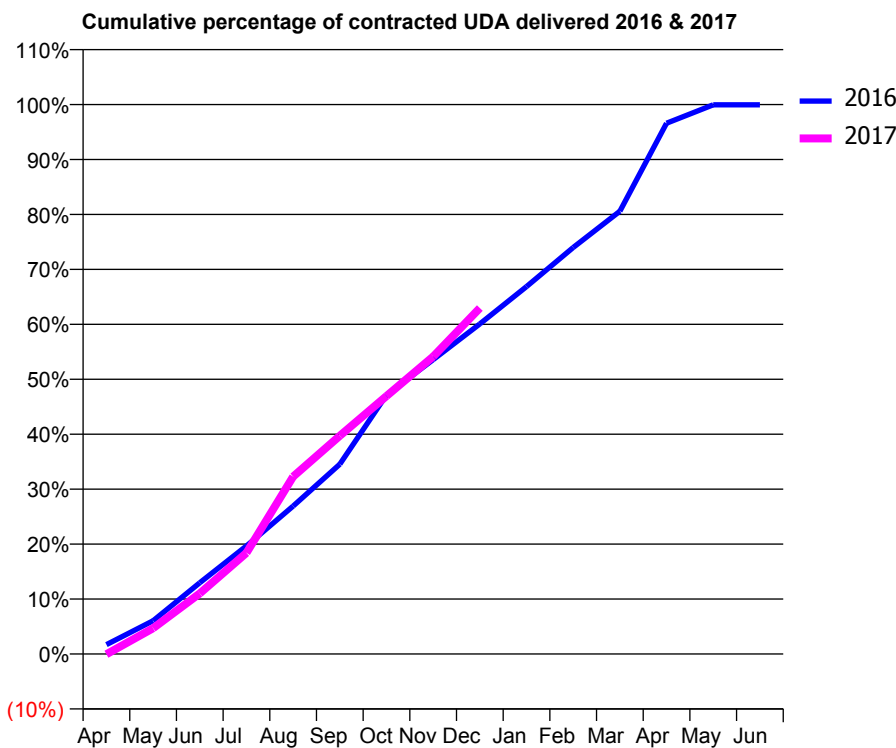
16/17 Contracted general activity (UDA)	1,800
Carry forward general activity (UDA)	1
16/17 Contracted orthodontic activity (UOA)	0
Carry forward orthodontic activity (UOA)	0
Baseline contract value	£48,247.50

ACCESS*

Patients seen in 24 months	Total	Change since previous quarter
Quarter ending December 2015	777	
Quarter ending March 2016	761	↓
Quarter ending June 2016	757	→
Quarter ending September 2016	748	↓
Quarter ending December 2016	744	→
Variance since December 2015	(4.2%)	↓



ACTIVITY



Month	Adjusted Scheduled Activity (UDA)	
	2016	2017
April	31	-1
May	109	85
June	233	199
July	354	331
August	485	581
September	622	715
October	849	845
November	964	974
December	1,081	1,133
January	1,203	
February	1,332	
March	1,450	
April	1,739	
May	1,799	
June	1,799	

QUALITY

	Quantity	Base Number	Contract	AT	Region	England
% of FP17s for the same patient ID Re-attending within 3 months - Children	15	307	4.9%	9.7%	11.9%	12.4%
% of FP17s for the same patient ID Re-attending within 3 months - Adults	76	676	11.2%	14.2%	16.5%	16.6%
% of FP17s for the same patient ID Re-attending between 3 & 9 months - Children	214	307	69.7%	60.5%	60.2%	57.5%
% of FP17s for the same patient ID Re-attending between 3 & 9 months - Adults	471	676	69.7%	52.5%	52.0%	50.4%
% of FP17s for Band 1 Urgent Courses	42	755	5.6%	7.9%	9.5%	9.1%
% of FP17s Relating to Free Repair or Replacements	0	755	0.0%	0.8%	0.7%	0.8%
% of FP17s Relating to Continuations	2	755	0.3%	1.2%	1.2%	1.3%
% of Patients satisfied with the dentistry they have received	0	0	N/A	92.7%	92.9%	92.7%
% of Patients satisfied with the time they had to wait for an appointment	0	0	N/A	89.4%	88.8%	88.8%

* This is based on patients treated on this contract for their most recent course of treatment. Figures in italics indicate the base number of FP17s or Patient Questionnaire responses are less than 100. N/A is shown where the base number of responses is less than 10 during the period. % is calculated as Quantity/Base number*100

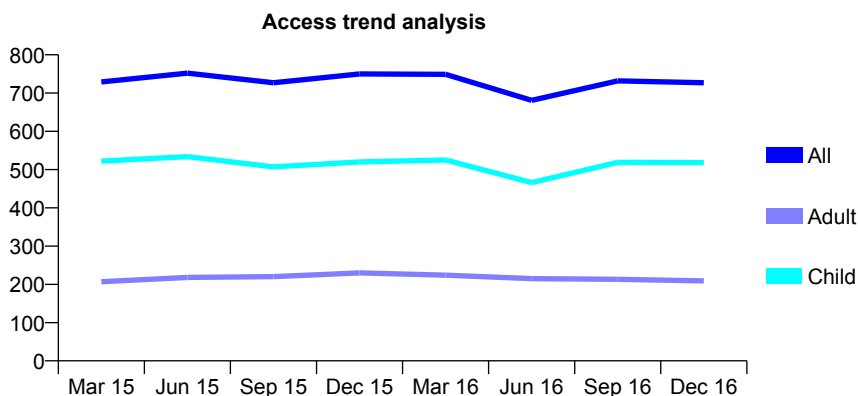
Q64 - Vital Signs At a Glance Contract Report for 737704/0002 - December 2016

Name or company name	MR AC MILLER
Contract type name	GDS Contract
Purpose of contract	General
Contract start date	01/04/2006
Contract end date	

16/17 Contracted general activity (UDA)	1,435
Carry forward general activity (UDA)	0
16/17 Contracted orthodontic activity (UOA)	0
Carry forward orthodontic activity (UOA)	0
Baseline contract value	£31,343.03

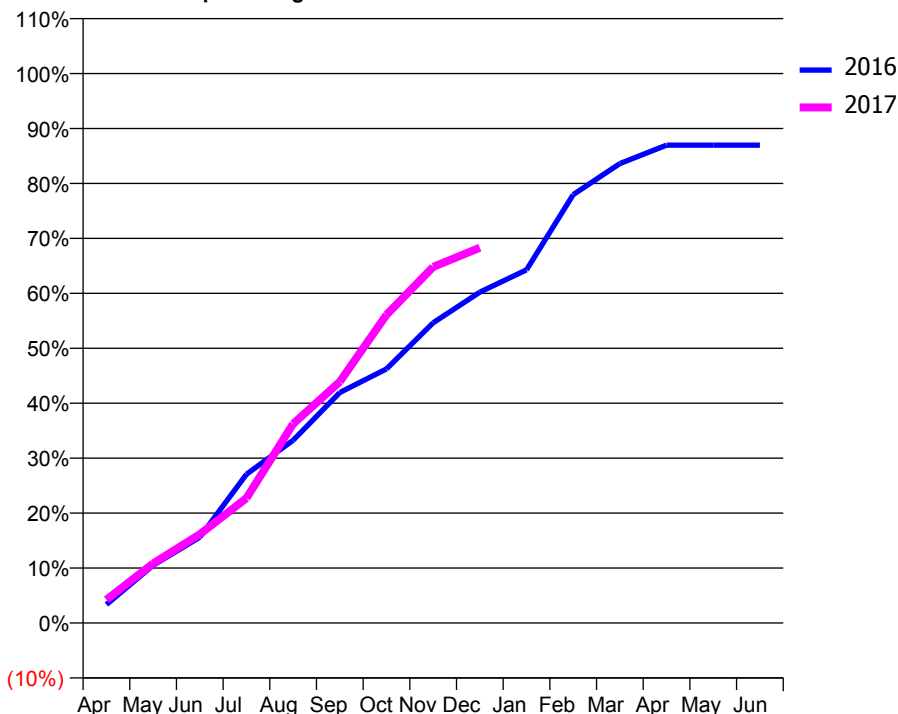
ACCESS*

Patients seen in 24 months	Total	Change since previous quarter
Quarter ending December 2015	750	
Quarter ending March 2016	749	→
Quarter ending June 2016	681	↓
Quarter ending September 2016	732	↑
Quarter ending December 2016	727	→
Variance since December 2015	(3.1%)	↓



ACTIVITY

Cumulative percentage of contracted UDA delivered 2016 & 2017



Month	Adjusted Scheduled Activity (UDA)	
	2016	2017
April	55	61
May	173	156
June	258	232
July	447	326
August	549	520
September	692	630
October	763	805
November	901	930
December	994	980
January	1,060	
February	1,286	
March	1,379	
April	1,435	
May	1,435	
June	1,435	

QUALITY

	Quantity	Base Number	Contract	AT	Region	England
% of FP17s for the same patient ID Re-attending within 3 months - Children	49	617	7.9%	9.7%	11.9%	12.4%
% of FP17s for the same patient ID Re-attending within 3 months - Adults	12	133	9.0%	14.2%	16.5%	16.6%
% of FP17s for the same patient ID Re-attending between 3 & 9 months - Children	327	617	53.0%	60.5%	60.2%	57.5%
% of FP17s for the same patient ID Re-attending between 3 & 9 months - Adults	65	133	48.9%	52.5%	52.0%	50.4%
% of FP17s for Band 1 Urgent Courses	66	704	9.4%	7.9%	9.5%	9.1%
% of FP17s Relating to Free Repair or Replacements	0	704	0.0%	0.8%	0.7%	0.8%
% of FP17s Relating to Continuations	4	704	0.6%	1.2%	1.2%	1.3%
% of Patients satisfied with the dentistry they have received	2	2	N/A	92.7%	92.9%	92.7%
% of Patients satisfied with the time they had to wait for an appointment	2	2	N/A	89.4%	88.8%	88.8%

* This is based on patients treated on this contract for their most recent course of treatment. Figures in italics indicate the base number of FP17s or Patient Questionnaire responses are less than 100. N/A is shown where the base number of responses is less than 10 during the period. % is calculated as Quantity/Base number*100

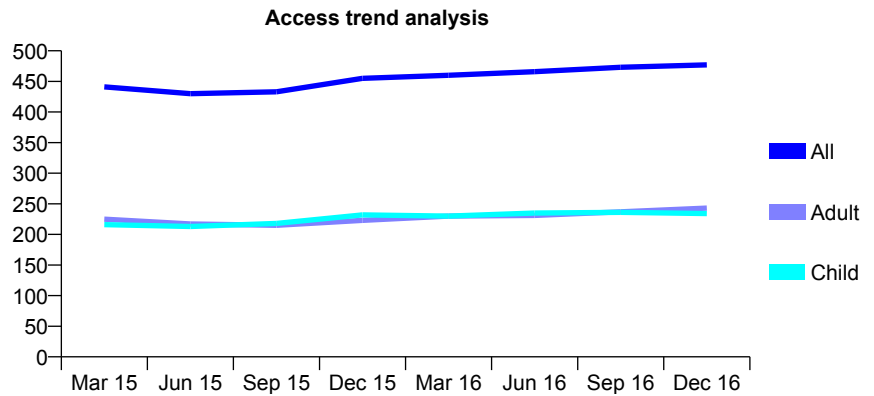
Q64 - Vital Signs At a Glance Contract Report for 740594/0001 - December 2016

Name or company name	MISS JM HAYES
Contract type name	GDS Contract
Purpose of contract	General
Contract start date	01/04/2006
Contract end date	

16/17 Contracted general activity (UDA)	998
Carry forward general activity (UDA)	-6
16/17 Contracted orthodontic activity (UOA)	0
Carry forward orthodontic activity (UOA)	0
Baseline contract value	£20,767.48

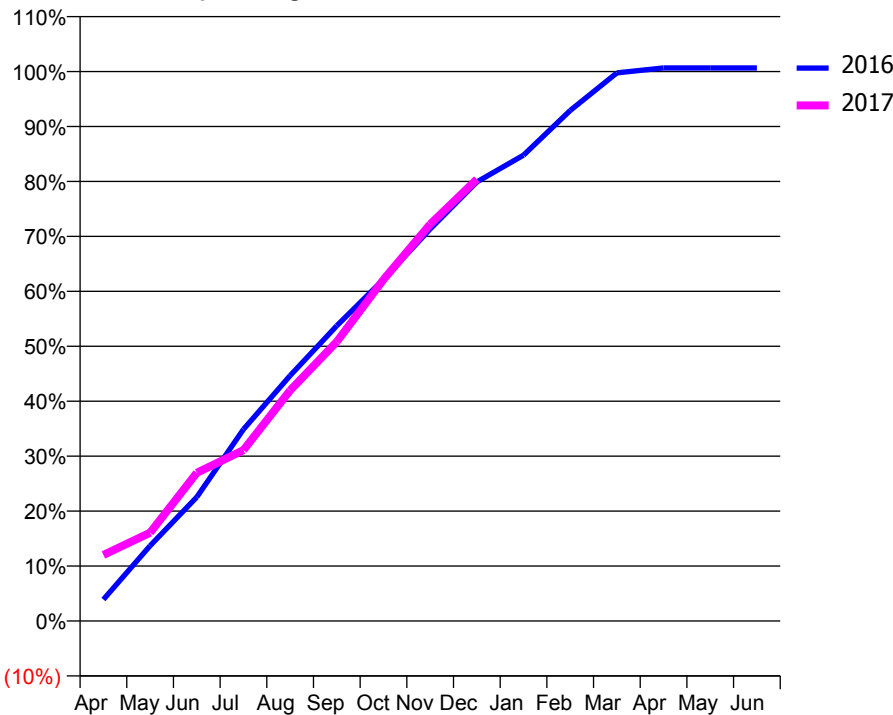
ACCESS*

Patients seen in 24 months	Total	Change since previous quarter
Quarter ending December 2015	455	
Quarter ending March 2016	460	→
Quarter ending June 2016	466	→
Quarter ending September 2016	473	→
Quarter ending December 2016	477	→
Variance since December 2015	4.8%	↑



ACTIVITY

Cumulative percentage of contracted UDA delivered 2016 & 2017



Month	Adjusted Scheduled Activity (UDA)	
	2016	2017
April	39	120
May	137	160
June	225	269
July	348	310
August	446	419
September	536	507
October	620	620
November	712	721
December	797	802
January	846	
February	927	
March	995	
April	1,004	
May	1,004	
June	1,004	

QUALITY

	Quantity	Base Number	Contract	AT	Region	England
% of FP17s for the same patient ID Re-attending within 3 months - Children	4	246	1.6%	9.7%	11.9%	12.4%
% of FP17s for the same patient ID Re-attending within 3 months - Adults	37	282	13.1%	14.2%	16.5%	16.6%
% of FP17s for the same patient ID Re-attending between 3 & 9 months - Children	124	246	50.4%	60.5%	60.2%	57.5%
% of FP17s for the same patient ID Re-attending between 3 & 9 months - Adults	166	282	58.9%	52.5%	52.0%	50.4%
% of FP17s for Band 1 Urgent Courses	21	516	4.1%	7.9%	9.5%	9.1%
% of FP17s Relating to Free Repair or Replacements	0	516	0.0%	0.8%	0.7%	0.8%
% of FP17s Relating to Continuations	0	516	0.0%	1.2%	1.2%	1.3%
% of Patients satisfied with the dentistry they have received	1	1	N/A	92.7%	92.9%	92.7%
% of Patients satisfied with the time they had to wait for an appointment	1	1	N/A	89.4%	88.8%	88.8%

* This is based on patients treated on this contract for their most recent course of treatment. Figures in italics indicate the base number of FP17s or Patient Questionnaire responses are less than 100. N/A is shown where the base number of responses is less than 10 during the period. % is calculated as Quantity/Base number*100

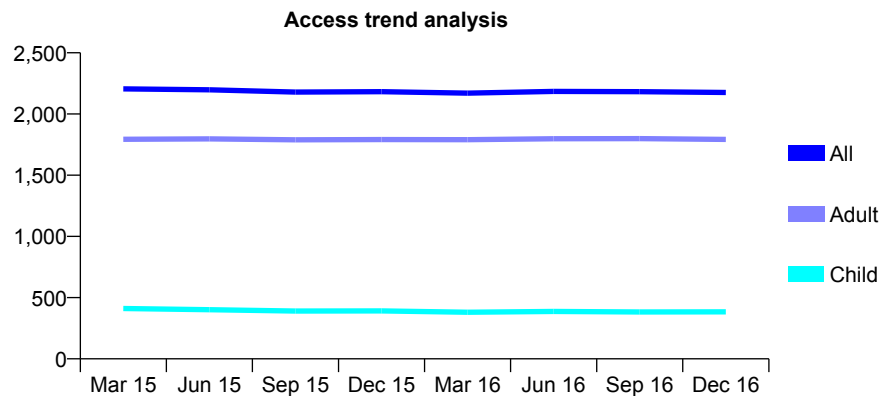
Q64 - Vital Signs At a Glance Contract Report for 746363/0001 - December 2016

Name or company name	MR DM REID
Contract type name	GDS Contract
Purpose of contract	General
Contract start date	01/04/2006
Contract end date	

16/17 Contracted general activity (UDA)	6,136
Carry forward general activity (UDA)	28
16/17 Contracted orthodontic activity (UOA)	0
Carry forward orthodontic activity (UOA)	0
Baseline contract value	£203,851.28

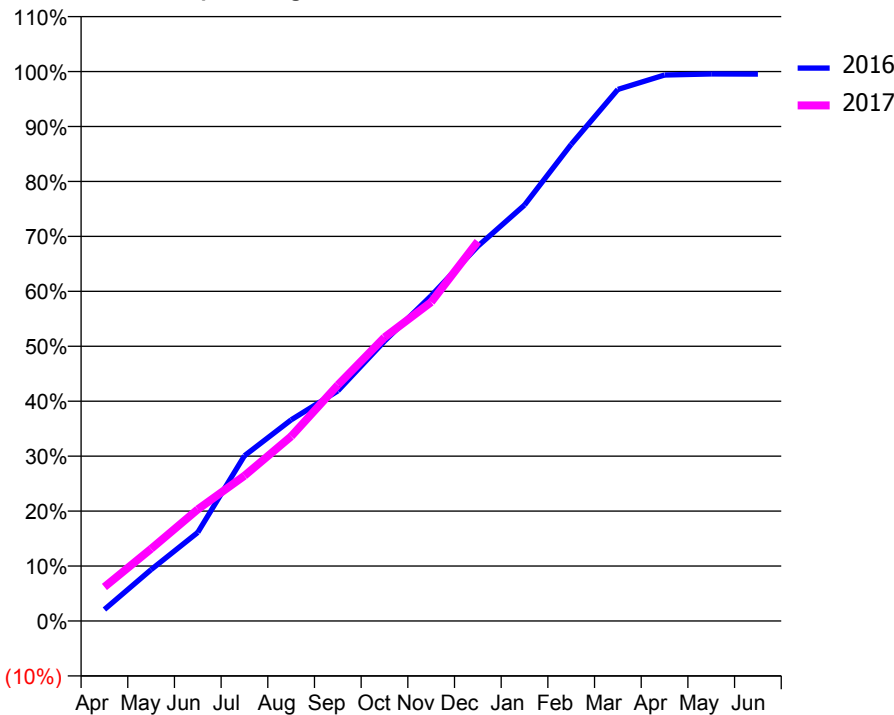
ACCESS*

Patients seen in 24 months	Total	Change since previous quarter
Quarter ending December 2015	2,183	
Quarter ending March 2016	2,171	→
Quarter ending June 2016	2,185	→
Quarter ending September 2016	2,182	→
Quarter ending December 2016	2,176	→
Variance since December 2015	(0.3%)	→



ACTIVITY

Cumulative percentage of contracted UDA delivered 2016 & 2017



Month	Adjusted Scheduled Activity (UDA)	
	2016	2017
April	128	380
May	574	806
June	990	1,247
July	1,846	1,622
August	2,246	2,062
September	2,570	2,635
October	3,124	3,167
November	3,633	3,561
December	4,185	4,238
January	4,646	
February	5,322	
March	5,936	
April	6,097	
May	6,109	
June	6,108	

QUALITY

	Quantity	Base Number	Contract	AT	Region	England
% of FP17s for the same patient ID Re-attending within 3 months - Children	56	517	10.8%	9.7%	11.9%	12.4%
% of FP17s for the same patient ID Re-attending within 3 months - Adults	285	1,932	14.8%	14.2%	16.5%	16.6%
% of FP17s for the same patient ID Re-attending between 3 & 9 months - Children	329	517	63.6%	60.5%	60.2%	57.5%
% of FP17s for the same patient ID Re-attending between 3 & 9 months - Adults	959	1,932	49.6%	52.5%	52.0%	50.4%
% of FP17s for Band 1 Urgent Courses	207	2,347	8.8%	7.9%	9.5%	9.1%
% of FP17s Relating to Free Repair or Replacements	30	2,347	1.3%	0.8%	0.7%	0.8%
% of FP17s Relating to Continuations	34	2,347	1.4%	1.2%	1.2%	1.3%
% of Patients satisfied with the dentistry they have received	6	6	N/A	92.7%	92.9%	92.7%
% of Patients satisfied with the time they had to wait for an appointment	6	6	N/A	89.4%	88.8%	88.8%

* This is based on patients treated on this contract for their most recent course of treatment. Figures in italics indicate the base number of FP17s or Patient Questionnaire responses are less than 100. N/A is shown where the base number of responses is less than 10 during the period. % is calculated as Quantity/Base number*100

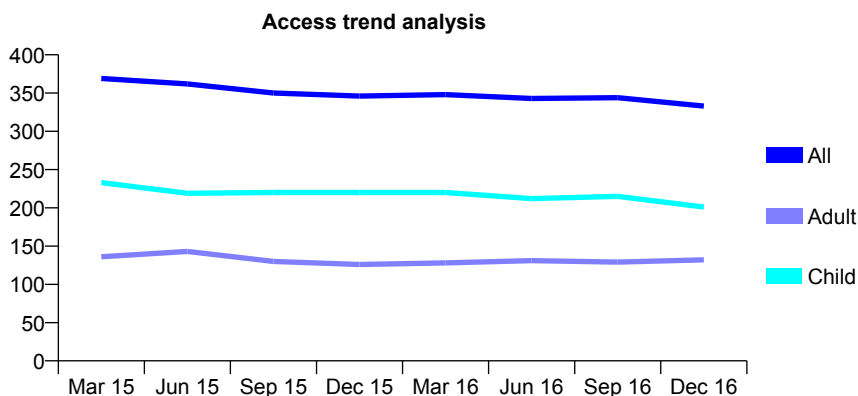
Q64 - Vital Signs At a Glance Contract Report for 750050/0001 - December 2016

Name or company name	MR SJ GOODE
Contract type name	GDS Contract
Purpose of contract	General
Contract start date	01/04/2006
Contract end date	

16/17 Contracted general activity (UDA)	1,125
Carry forward general activity (UDA)	0
16/17 Contracted orthodontic activity (UOA)	0
Carry forward orthodontic activity (UOA)	0
Baseline contract value	£30,067.18

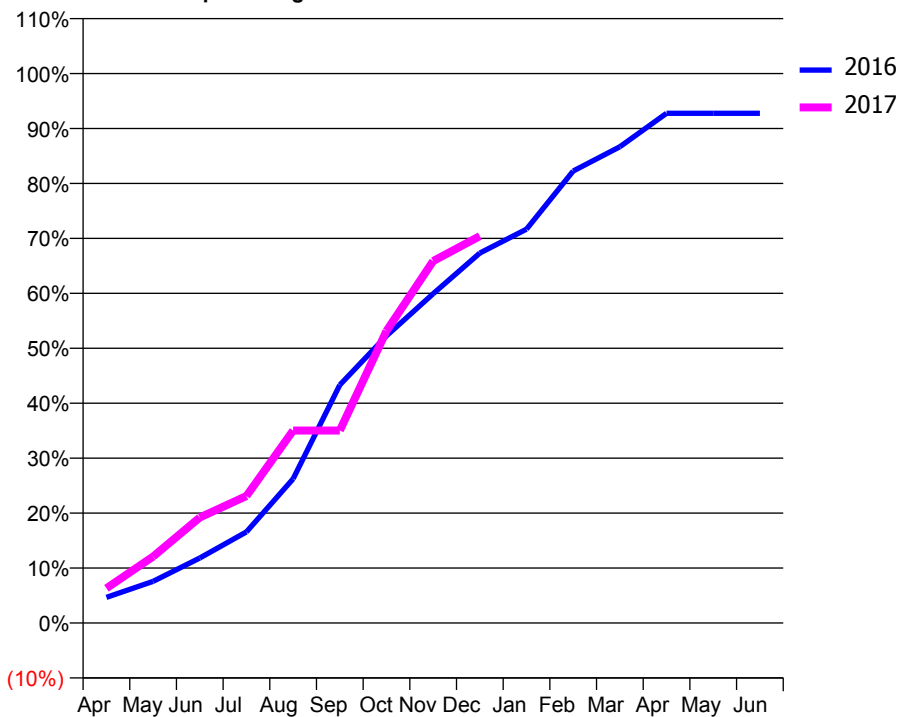
ACCESS*

Patients seen in 24 months	Total	Change since previous quarter
Quarter ending December 2015	346	
Quarter ending March 2016	348	→
Quarter ending June 2016	343	↓
Quarter ending September 2016	344	→
Quarter ending December 2016	333	↓
Variance since December 2015	(3.8%)	↓



ACTIVITY

Cumulative percentage of contracted UDA delivered 2016 & 2017



Adjusted Scheduled Activity (UDA)

Month	2016	2017
April	56	71
May	91	136
June	142	216
July	199	260
August	315	394
September	520	394
October	627	598
November	719	741
December	808	792
January	860	
February	987	
March	1,040	
April	1,113	
May	1,113	
June	1,113	

QUALITY

	Quantity	Base Number	Contract	AT	Region	England
% of FP17s for the same patient ID Re-attending within 3 months - Children	4	235	1.7%	9.7%	11.9%	12.4%
% of FP17s for the same patient ID Re-attending within 3 months - Adults	4	96	4.2%	14.2%	16.5%	16.6%
% of FP17s for the same patient ID Re-attending between 3 & 9 months - Children	153	235	65.1%	60.5%	60.2%	57.5%
% of FP17s for the same patient ID Re-attending between 3 & 9 months - Adults	57	96	59.4%	52.5%	52.0%	50.4%
% of FP17s for Band 1 Urgent Courses	0	303	0.0%	7.9%	9.5%	9.1%
% of FP17s Relating to Free Repair or Replacements	0	303	0.0%	0.8%	0.7%	0.8%
% of FP17s Relating to Continuations	3	303	1.0%	1.2%	1.2%	1.3%
% of Patients satisfied with the dentistry they have received	0	0	N/A	92.7%	92.9%	92.7%
% of Patients satisfied with the time they had to wait for an appointment	0	0	N/A	89.4%	88.8%	88.8%

* This is based on patients treated on this contract for their most recent course of treatment. Figures in italics indicate the base number of FP17s or Patient Questionnaire responses are less than 100. N/A is shown where the base number of responses is less than 10 during the period. % is calculated as Quantity/Base number*100

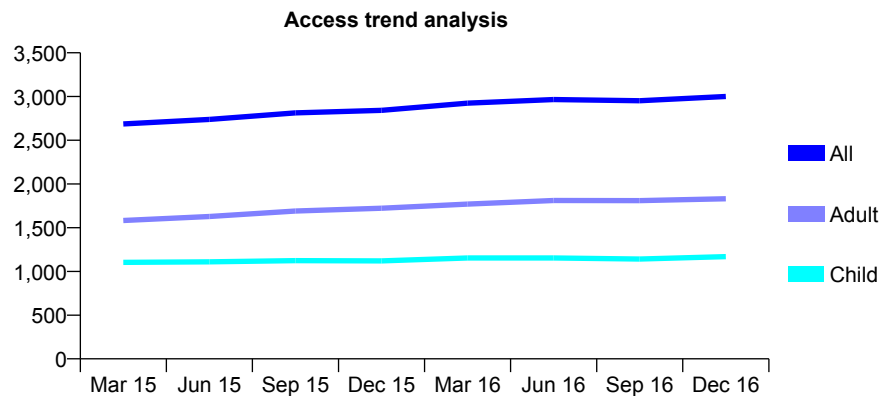
Q64 - Vital Signs At a Glance Contract Report for 755567/0001 - December 2016

Name or company name	MRS S SUTHAGAR
Contract type name	GDS Contract
Purpose of contract	General
Contract start date	20/10/2011
Contract end date	

16/17 Contracted general activity (UDA)	8,000
Carry forward general activity (UDA)	-34
16/17 Contracted orthodontic activity (UOA)	0
Carry forward orthodontic activity (UOA)	0
Baseline contract value	£213,169.03

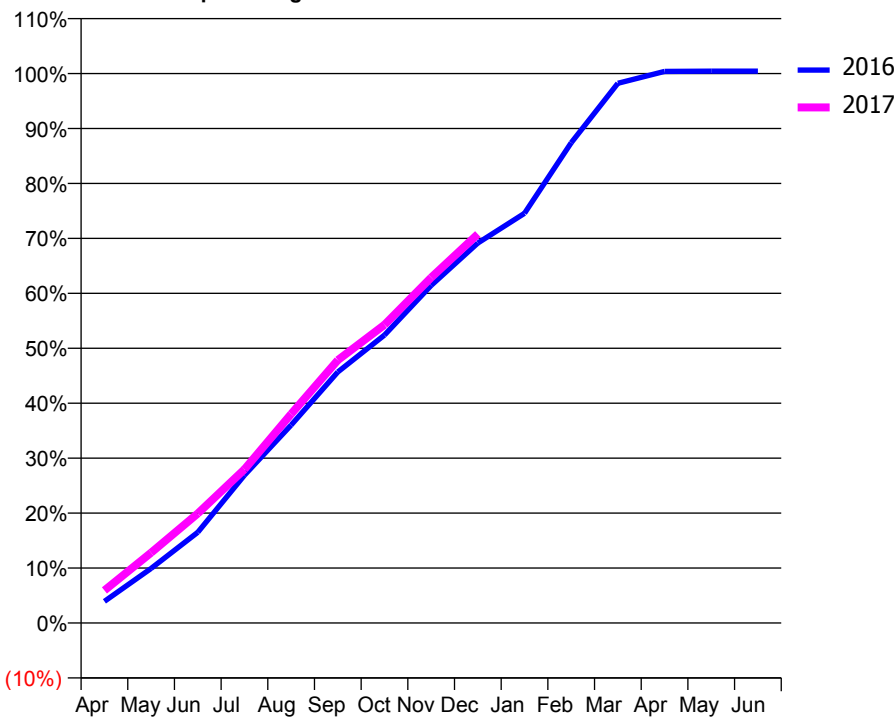
ACCESS*

Patients seen in 24 months	Total	Change since previous quarter
Quarter ending December 2015	2,842	
Quarter ending March 2016	2,924	↑
Quarter ending June 2016	2,965	→
Quarter ending September 2016	2,951	→
Quarter ending December 2016	3,000	→
Variance since December 2015	5.6%	↑



ACTIVITY

Cumulative percentage of contracted UDA delivered 2016 & 2017



Month	Adjusted Scheduled Activity (UDA)	
	2016	2017
April	315	475
May	795	1,025
June	1,321	1,595
July	2,152	2,238
August	2,883	3,043
September	3,655	3,827
October	4,193	4,341
November	4,914	5,029
December	5,531	5,662
January	5,965	
February	6,992	
March	7,858	
April	8,031	
May	8,034	
June	8,034	

QUALITY

	Quantity	Base Number	Contract	AT	Region	England
% of FP17s for the same patient ID Re-attending within 3 months - Children	98	1,328	7.4%	9.7%	11.9%	12.4%
% of FP17s for the same patient ID Re-attending within 3 months - Adults	246	1,782	13.8%	14.2%	16.5%	16.6%
% of FP17s for the same patient ID Re-attending between 3 & 9 months - Children	840	1,328	63.3%	60.5%	60.2%	57.5%
% of FP17s for the same patient ID Re-attending between 3 & 9 months - Adults	955	1,782	53.6%	52.5%	52.0%	50.4%
% of FP17s for Band 1 Urgent Courses	143	2,692	5.3%	7.9%	9.5%	9.1%
% of FP17s Relating to Free Repair or Replacements	15	2,692	0.6%	0.8%	0.7%	0.8%
% of FP17s Relating to Continuations	9	2,692	0.3%	1.2%	1.2%	1.3%
% of Patients satisfied with the dentistry they have received	4	4	N/A	92.7%	92.9%	92.7%
% of Patients satisfied with the time they had to wait for an appointment	4	4	N/A	89.4%	88.8%	88.8%

* This is based on patients treated on this contract for their most recent course of treatment. Figures in italics indicate the base number of FP17s or Patient Questionnaire responses are less than 100. N/A is shown where the base number of responses is less than 10 during the period. % is calculated as Quantity/Base number*100

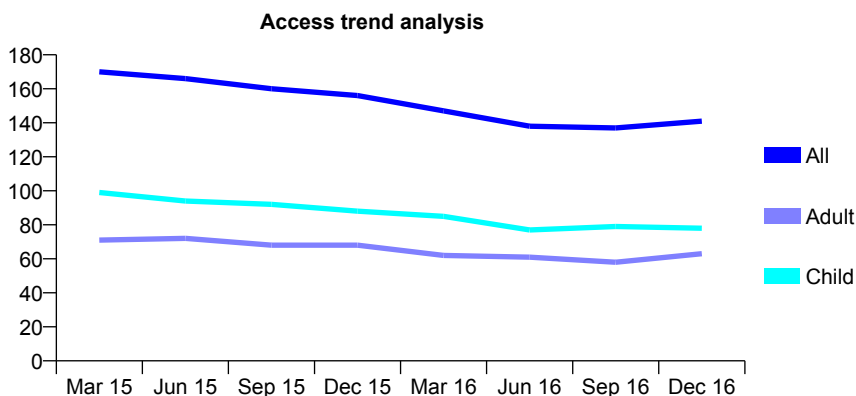
Q64 - Vital Signs At a Glance Contract Report for 760811/0001 - December 2016

Name or company name	MR GC MULLER
Contract type name	GDS Contract
Purpose of contract	General
Contract start date	01/02/2011
Contract end date	

16/17 Contracted general activity (UDA)	278
Carry forward general activity (UDA)	0
16/17 Contracted orthodontic activity (UOA)	0
Carry forward orthodontic activity (UOA)	0
Baseline contract value	£6,707.68

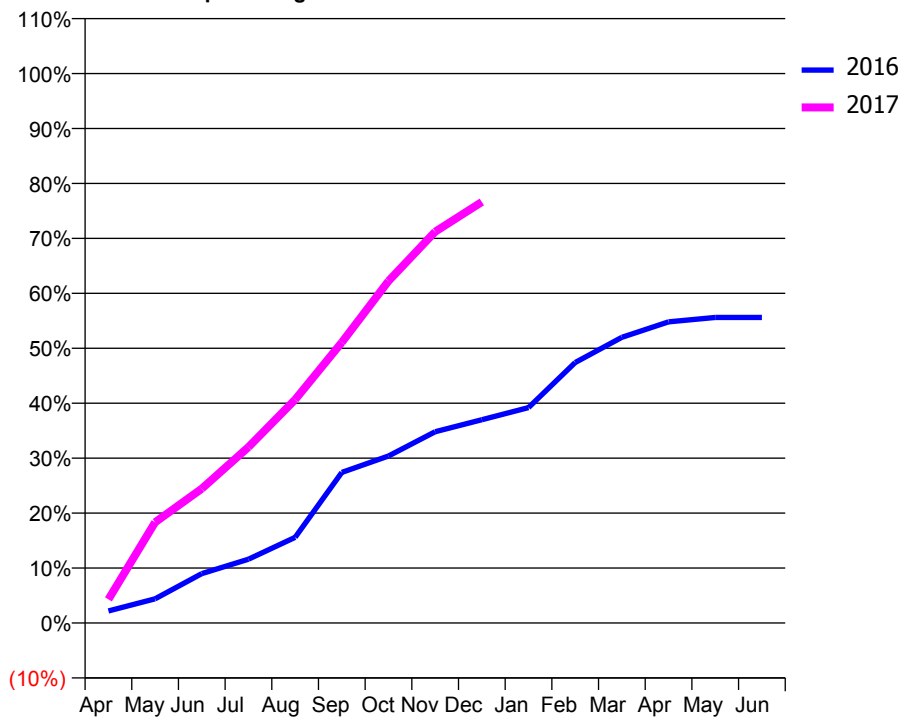
ACCESS*

Patients seen in 24 months	Total	Change since previous quarter
Quarter ending December 2015	156	
Quarter ending March 2016	147	↓
Quarter ending June 2016	138	↓
Quarter ending September 2016	137	→
Quarter ending December 2016	141	↑
Variance since December 2015	(9.6%)	↓



ACTIVITY

Cumulative percentage of contracted UDA delivered 2016 & 2017



Month	Adjusted Scheduled Activity (UDA)	
	2016	2017
April	11	12
May	22	51
June	45	68
July	58	89
August	78	113
September	137	142
October	152	173
November	174	198
December	185	213
January	196	
February	237	
March	260	
April	274	
May	278	
June	278	

QUALITY

	Quantity	Base Number	Contract	AT	Region	England
% of FP17s for the same patient ID Re-attending within 3 months - Children	1	100	1.0%	9.7%	11.9%	12.4%
% of FP17s for the same patient ID Re-attending within 3 months - Adults	3	54	5.6%	14.2%	16.5%	16.6%
% of FP17s for the same patient ID Re-attending between 3 & 9 months - Children	74	100	74.0%	60.5%	60.2%	57.5%
% of FP17s for the same patient ID Re-attending between 3 & 9 months - Adults	37	54	68.5%	52.5%	52.0%	50.4%
% of FP17s for Band 1 Urgent Courses	0	135	0.0%	7.9%	9.5%	9.1%
% of FP17s Relating to Free Repair or Replacements	0	135	0.0%	0.8%	0.7%	0.8%
% of FP17s Relating to Continuations	0	135	0.0%	1.2%	1.2%	1.3%
% of Patients satisfied with the dentistry they have received	0	0	N/A	92.7%	92.9%	92.7%
% of Patients satisfied with the time they had to wait for an appointment	0	0	N/A	89.4%	88.8%	88.8%

* This is based on patients treated on this contract for their most recent course of treatment. Figures in italics indicate the base number of FP17s or Patient Questionnaire responses are less than 100. N/A is shown where the base number of responses is less than 10 during the period. % is calculated as Quantity/Base number*100

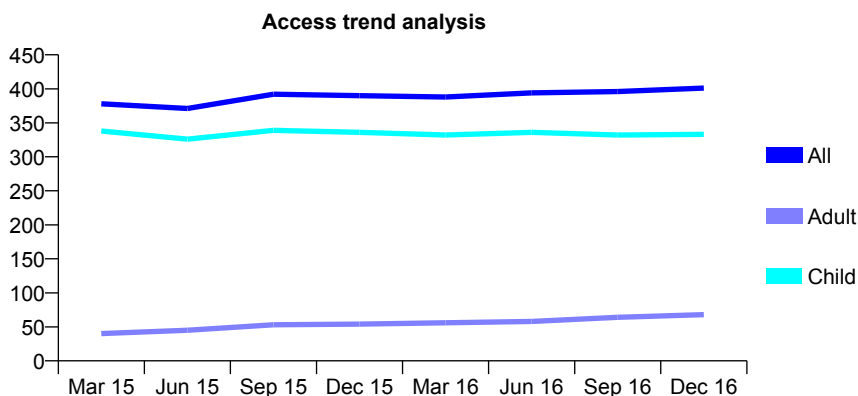
Q64 - Vital Signs At a Glance Contract Report for 761095/0001 - December 2016

Name or company name	MR PJ TOWNES
Contract type name	GDS Contract
Purpose of contract	General
Contract start date	01/04/2006
Contract end date	

16/17 Contracted general activity (UDA)	1,000
Carry forward general activity (UDA)	1
16/17 Contracted orthodontic activity (UOA)	0
Carry forward orthodontic activity (UOA)	0
Baseline contract value	£21,723.84

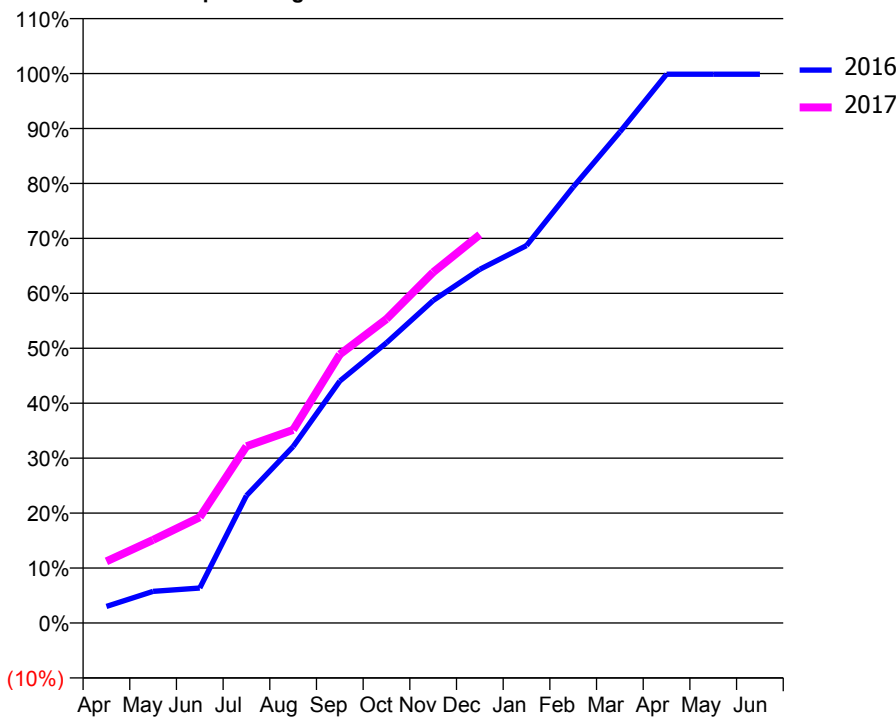
ACCESS*

Patients seen in 24 months	Total	Change since previous quarter
Quarter ending December 2015	390	
Quarter ending March 2016	388	→
Quarter ending June 2016	394	→
Quarter ending September 2016	396	→
Quarter ending December 2016	401	→
Variance since December 2015	2.8%	↑



ACTIVITY

Cumulative percentage of contracted UDA delivered 2016 & 2017



Adjusted Scheduled Activity (UDA)

Month	2016	2017
April	30	112
May	58	151
June	64	193
July	232	322
August	321	352
September	440	489
October	510	553
November	587	638
December	644	707
January	687	
February	793	
March	894	
April	999	
May	999	
June	999	

QUALITY

	Quantity	Base Number	Contract	AT	Region	England
% of FP17s for the same patient ID Re-attending within 3 months - Children	44	503	8.7%	9.7%	11.9%	12.4%
% of FP17s for the same patient ID Re-attending within 3 months - Adults	3	36	8.3%	14.2%	16.5%	16.6%
% of FP17s for the same patient ID Re-attending between 3 & 9 months - Children	381	503	75.7%	60.5%	60.2%	57.5%
% of FP17s for the same patient ID Re-attending between 3 & 9 months - Adults	32	36	88.9%	52.5%	52.0%	50.4%
% of FP17s for Band 1 Urgent Courses	9	471	1.9%	7.9%	9.5%	9.1%
% of FP17s Relating to Free Repair or Replacements	0	471	0.0%	0.8%	0.7%	0.8%
% of FP17s Relating to Continuations	0	471	0.0%	1.2%	1.2%	1.3%
% of Patients satisfied with the dentistry they have received	1	1	N/A	92.7%	92.9%	92.7%
% of Patients satisfied with the time they had to wait for an appointment	1	1	N/A	89.4%	88.8%	88.8%

* This is based on patients treated on this contract for their most recent course of treatment. Figures in italics indicate the base number of FP17s or Patient Questionnaire responses are less than 100. N/A is shown where the base number of responses is less than 10 during the period. % is calculated as Quantity/Base number*100

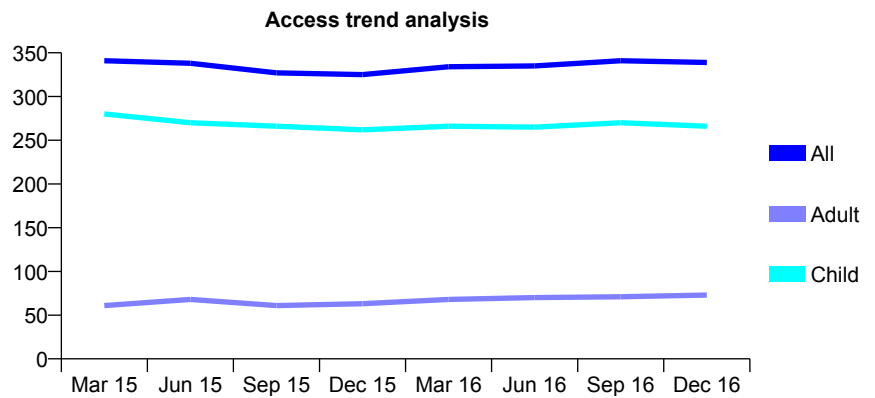
Q64 - Vital Signs At a Glance Contract Report for 787639/0001 - December 2016

Name or company name	MR CF DA ROCHA O'NEILL
Contract type name	GDS Contract
Purpose of contract	General
Contract start date	01/04/2008
Contract end date	

16/17 Contracted general activity (UDA)	850
Carry forward general activity (UDA)	0
16/17 Contracted orthodontic activity (UOA)	0
Carry forward orthodontic activity (UOA)	0
Baseline contract value	£17,949.27

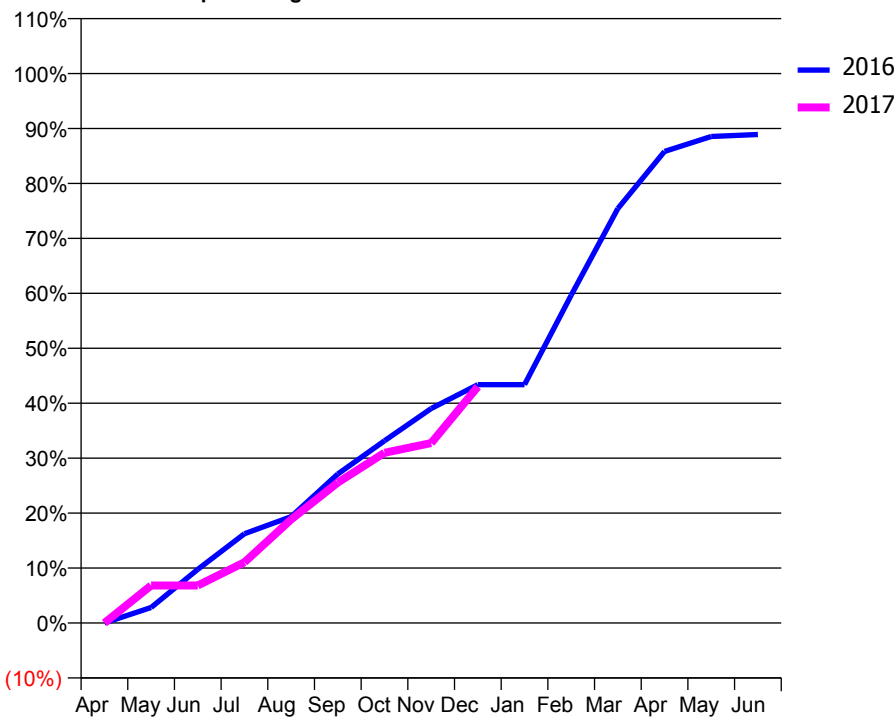
ACCESS*

Patients seen in 24 months	Total	Change since previous quarter
Quarter ending December 2015	325	
Quarter ending March 2016	334	↑
Quarter ending June 2016	335	→
Quarter ending September 2016	341	→
Quarter ending December 2016	339	→
Variance since December 2015	4.3%	↑



ACTIVITY

Cumulative percentage of contracted UDA delivered 2016 & 2017



Month	Adjusted Scheduled Activity (UDA)	
	2016	2017
April	0	0
May	24	58
June	83	58
July	138	94
August	164	160
September	231	217
October	282	263
November	332	278
December	369	366
January	369	
February	507	
March	641	
April	729	
May	753	
June	756	

QUALITY

	Quantity	Base Number	Contract	AT	Region	England
% of FP17s for the same patient ID Re-attending within 3 months - Children	14	241	5.8%	9.7%	11.9%	12.4%
% of FP17s for the same patient ID Re-attending within 3 months - Adults	6	36	16.7%	14.2%	16.5%	16.6%
% of FP17s for the same patient ID Re-attending between 3 & 9 months - Children	138	241	57.3%	60.5%	60.2%	57.5%
% of FP17s for the same patient ID Re-attending between 3 & 9 months - Adults	19	36	52.8%	52.5%	52.0%	50.4%
% of FP17s for Band 1 Urgent Courses	3	188	1.6%	7.9%	9.5%	9.1%
% of FP17s Relating to Free Repair or Replacements	0	188	0.0%	0.8%	0.7%	0.8%
% of FP17s Relating to Continuations	0	188	0.0%	1.2%	1.2%	1.3%
% of Patients satisfied with the dentistry they have received	1	1	N/A	92.7%	92.9%	92.7%
% of Patients satisfied with the time they had to wait for an appointment	1	1	N/A	89.4%	88.8%	88.8%

* This is based on patients treated on this contract for their most recent course of treatment. Figures in italics indicate the base number of FP17s or Patient Questionnaire responses are less than 100. N/A is shown where the base number of responses is less than 10 during the period. % is calculated as Quantity/Base number*100

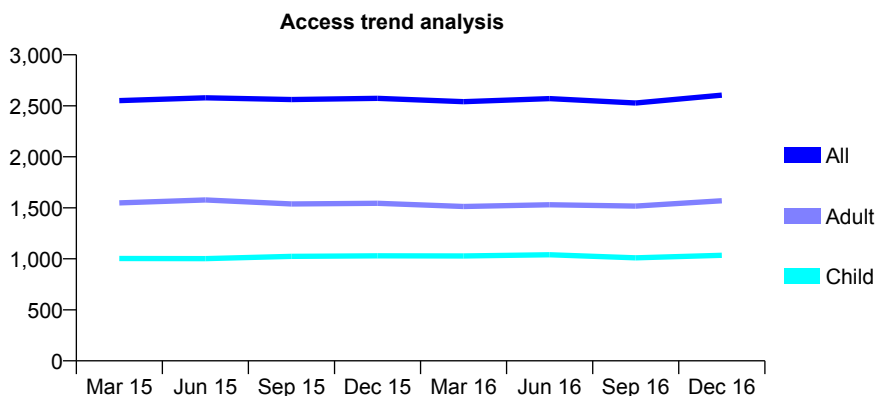
Q64 - Vital Signs At a Glance Contract Report for 802085/0001 - December 2016

Name or company name	Savernake Dental Partners
Contract type name	GDS Contract
Purpose of contract	General
Contract start date	01/04/2006
Contract end date	

16/17 Contracted general activity (UDA)	6,362
Carry forward general activity (UDA)	-127
16/17 Contracted orthodontic activity (UOA)	0
Carry forward orthodontic activity (UOA)	0
Baseline contract value	£140,073.33

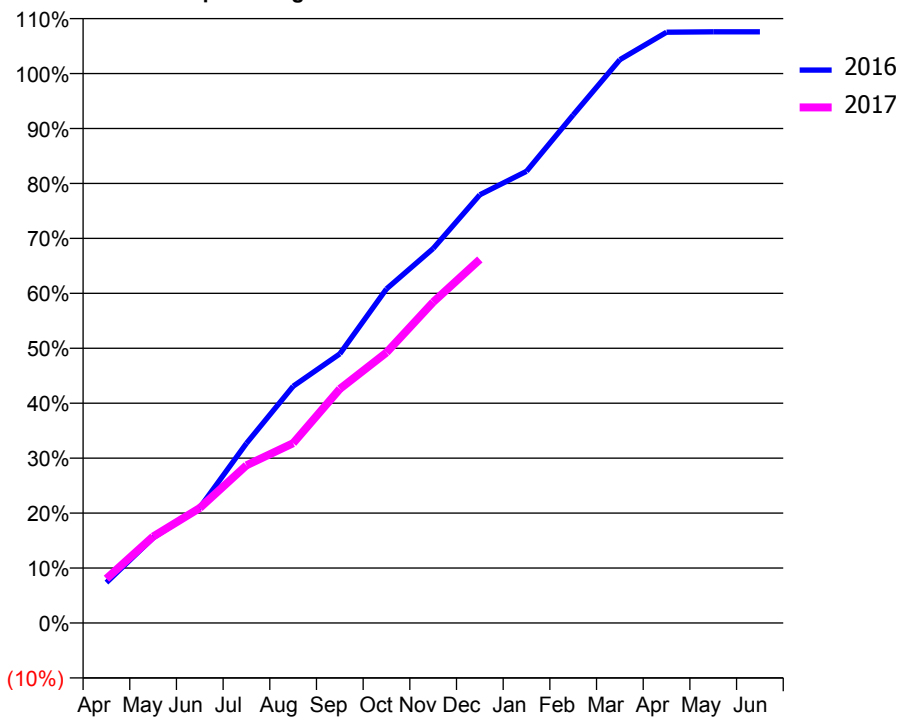
ACCESS*

Patients seen in 24 months	Total	Change since previous quarter
Quarter ending December 2015	2,573	
Quarter ending March 2016	2,541	↓
Quarter ending June 2016	2,570	→
Quarter ending September 2016	2,527	↓
Quarter ending December 2016	2,604	↑
Variance since December 2015	1.2%	→



ACTIVITY

Cumulative percentage of contracted UDA delivered 2016 & 2017



Month	Adjusted Scheduled Activity (UDA)	
	2016	2017
April	468	513
May	986	1,001
June	1,337	1,332
July	2,081	1,826
August	2,742	2,082
September	3,116	2,710
October	3,868	3,132
November	4,336	3,715
December	4,958	4,209
January	5,230	
February	5,882	
March	6,522	
April	6,840	
May	6,845	
June	6,845	

QUALITY

	Quantity	Base Number	Contract	AT	Region	England
% of FP17s for the same patient ID Re-attending within 3 months - Children	56	1,187	4.7%	9.7%	11.9%	12.4%
% of FP17s for the same patient ID Re-attending within 3 months - Adults	194	1,668	11.6%	14.2%	16.5%	16.6%
% of FP17s for the same patient ID Re-attending between 3 & 9 months - Children	668	1,187	56.3%	60.5%	60.2%	57.5%
% of FP17s for the same patient ID Re-attending between 3 & 9 months - Adults	763	1,668	45.7%	52.5%	52.0%	50.4%
% of FP17s for Band 1 Urgent Courses	163	2,314	7.0%	7.9%	9.5%	9.1%
% of FP17s Relating to Free Repair or Replacements	1	2,314	0.0%	0.8%	0.7%	0.8%
% of FP17s Relating to Continuations	6	2,314	0.3%	1.2%	1.2%	1.3%
% of Patients satisfied with the dentistry they have received	6	6	N/A	92.7%	92.9%	92.7%
% of Patients satisfied with the time they had to wait for an appointment	6	6	N/A	89.4%	88.8%	88.8%

* This is based on patients treated on this contract for their most recent course of treatment. Figures in italics indicate the base number of FP17s or Patient Questionnaire responses are less than 100. N/A is shown where the base number of responses is less than 10 during the period. % is calculated as Quantity/Base number*100

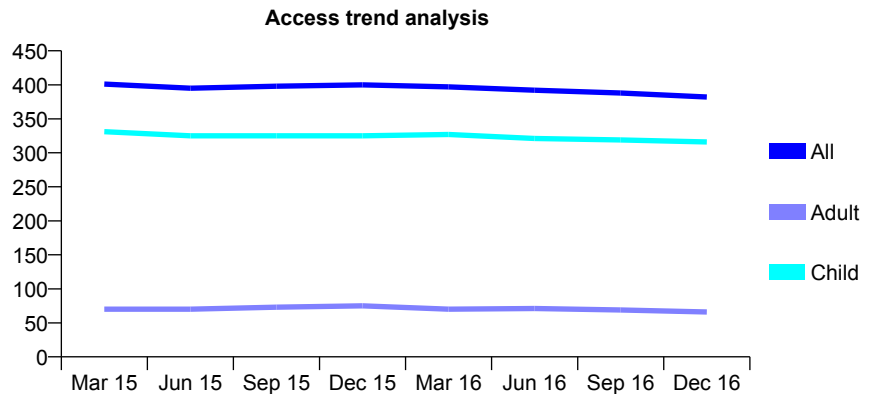
Q64 - Vital Signs At a Glance Contract Report for 811939/0001 - December 2016

Name or company name	MR JN PATON
Contract type name	GDS Contract
Purpose of contract	General
Contract start date	01/04/2006
Contract end date	

16/17 Contracted general activity (UDA)	750
Carry forward general activity (UDA)	0
16/17 Contracted orthodontic activity (UOA)	0
Carry forward orthodontic activity (UOA)	0
Baseline contract value	£15,188.08

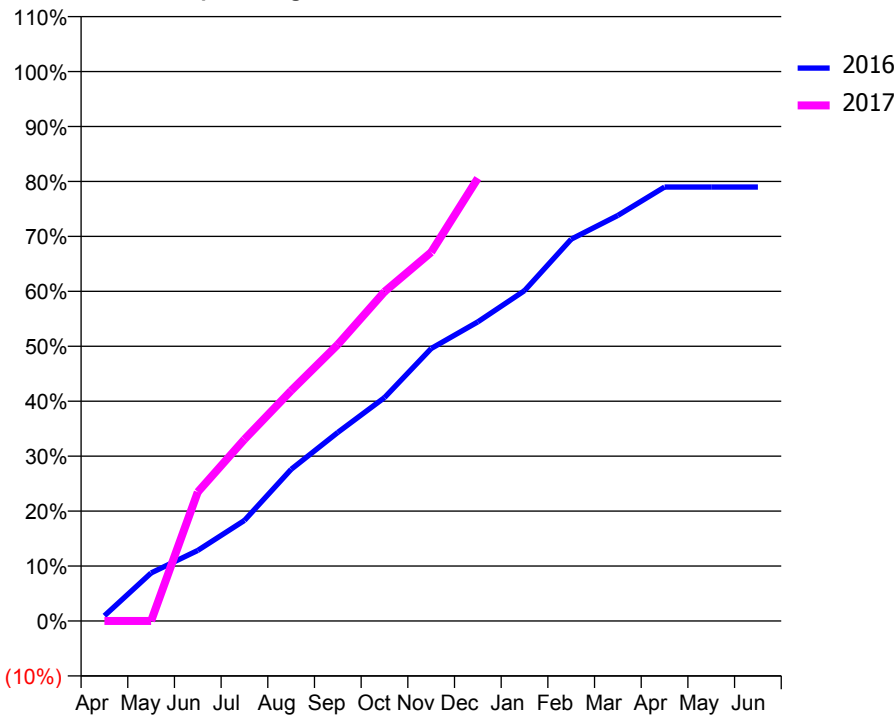
ACCESS*

Patients seen in 24 months	Total	Change since previous quarter
Quarter ending December 2015	400	
Quarter ending March 2016	397	→
Quarter ending June 2016	392	↓
Quarter ending September 2016	388	↓
Quarter ending December 2016	382	↓
Variance since December 2015	(4.5%)	↓



ACTIVITY

Cumulative percentage of contracted UDA delivered 2016 & 2017



Month	Adjusted Scheduled Activity (UDA)	
	2016	2017
April	9	0
May	83	0
June	122	176
July	174	248
August	262	314
September	326	377
October	386	449
November	471	503
December	517	604
January	571	
February	660	
March	701	
April	750	
May	750	
June	750	

QUALITY

	Quantity	Base Number	Contract	AT	Region	England
% of FP17s for the same patient ID Re-attending within 3 months - Children	26	419	6.2%	9.7%	11.9%	12.4%
% of FP17s for the same patient ID Re-attending within 3 months - Adults	2	26	7.7%	14.2%	16.5%	16.6%
% of FP17s for the same patient ID Re-attending between 3 & 9 months - Children	288	419	68.7%	60.5%	60.2%	57.5%
% of FP17s for the same patient ID Re-attending between 3 & 9 months - Adults	18	26	69.2%	52.5%	52.0%	50.4%
% of FP17s for Band 1 Urgent Courses	2	414	0.5%	7.9%	9.5%	9.1%
% of FP17s Relating to Free Repair or Replacements	0	414	0.0%	0.8%	0.7%	0.8%
% of FP17s Relating to Continuations	0	414	0.0%	1.2%	1.2%	1.3%
% of Patients satisfied with the dentistry they have received	2	2	N/A	92.7%	92.9%	92.7%
% of Patients satisfied with the time they had to wait for an appointment	2	2	N/A	89.4%	88.8%	88.8%

* This is based on patients treated on this contract for their most recent course of treatment. Figures in italics indicate the base number of FP17s or Patient Questionnaire responses are less than 100. N/A is shown where the base number of responses is less than 10 during the period. % is calculated as Quantity/Base number*100

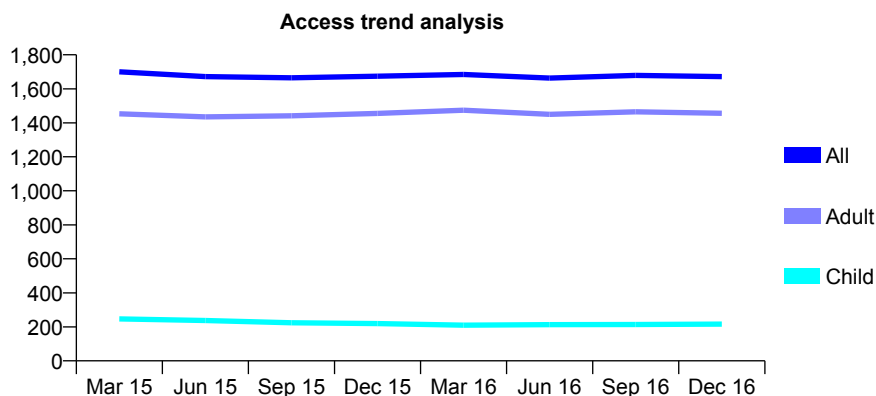
Q64 - Vital Signs At a Glance Contract Report for 814008/0001 - December 2016

Name or company name	MR IM MIDGLEY
Contract type name	GDS Contract
Purpose of contract	General
Contract start date	01/04/2006
Contract end date	

16/17 Contracted general activity (UDA)	7,460
Carry forward general activity (UDA)	-4
16/17 Contracted orthodontic activity (UOA)	0
Carry forward orthodontic activity (UOA)	0
Baseline contract value	£186,514.59

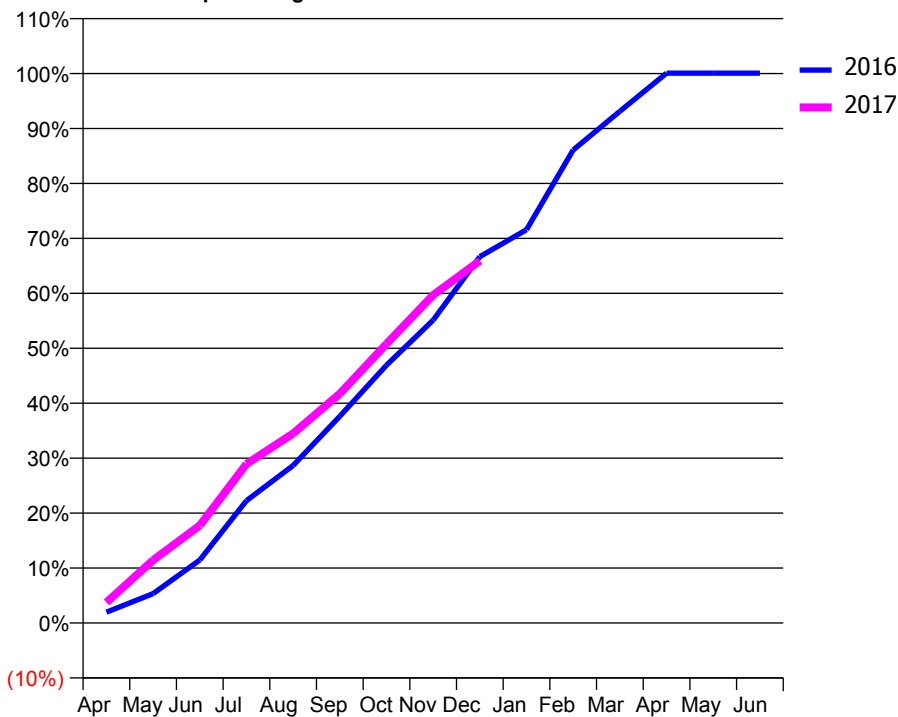
ACCESS*

Patients seen in 24 months	Total	Change since previous quarter
Quarter ending December 2015	1,674	
Quarter ending March 2016	1,684	→
Quarter ending June 2016	1,663	↓
Quarter ending September 2016	1,679	→
Quarter ending December 2016	1,672	→
Variance since December 2015	(0.1%)	→



ACTIVITY

Cumulative percentage of contracted UDA delivered 2016 & 2017



Month	Adjusted Scheduled Activity (UDA)	
	2016	2017
April	147	279
May	399	854
June	855	1,324
July	1,661	2,159
August	2,139	2,573
September	2,807	3,113
October	3,500	3,789
November	4,112	4,452
December	4,973	4,918
January	5,340	
February	6,422	
March	6,946	
April	7,464	
May	7,464	
June	7,464	

QUALITY

	Quantity	Base Number	Contract	AT	Region	England
% of FP17s for the same patient ID Re-attending within 3 months - Children	20	295	6.8%	9.7%	11.9%	12.4%
% of FP17s for the same patient ID Re-attending within 3 months - Adults	397	2,053	19.3%	14.2%	16.5%	16.6%
% of FP17s for the same patient ID Re-attending between 3 & 9 months - Children	207	295	70.2%	60.5%	60.2%	57.5%
% of FP17s for the same patient ID Re-attending between 3 & 9 months - Adults	1,367	2,053	66.6%	52.5%	52.0%	50.4%
% of FP17s for Band 1 Urgent Courses	413	2,128	19.4%	7.9%	9.5%	9.1%
% of FP17s Relating to Free Repair or Replacements	78	2,128	3.7%	0.8%	0.7%	0.8%
% of FP17s Relating to Continuations	56	2,128	2.6%	1.2%	1.2%	1.3%
% of Patients satisfied with the dentistry they have received	9	9	N/A	92.7%	92.9%	92.7%
% of Patients satisfied with the time they had to wait for an appointment	9	9	N/A	89.4%	88.8%	88.8%

* This is based on patients treated on this contract for their most recent course of treatment. Figures in italics indicate the base number of FP17s or Patient Questionnaire responses are less than 100. N/A is shown where the base number of responses is less than 10 during the period. % is calculated as Quantity/Base number*100

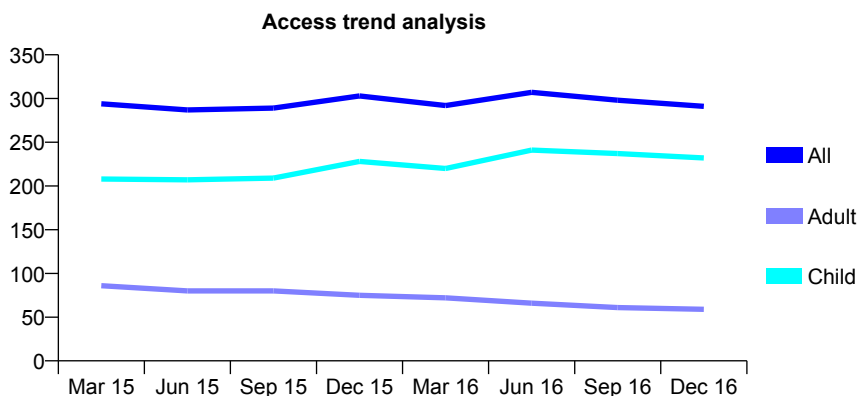
Q64 - Vital Signs At a Glance Contract Report for 820059/0001 - December 2016

Name or company name	MR AJ SMITH
Contract type name	PDS Contract
Purpose of contract	General and Orthodontic
Contract start date	01/04/2006
Contract end date	31/03/2017

16/17 Contracted general activity (UDA)	800
Carry forward general activity (UDA)	-1
16/17 Contracted orthodontic activity (UOA)	500
Carry forward orthodontic activity (UOA)	0
Baseline contract value	£59,188.00

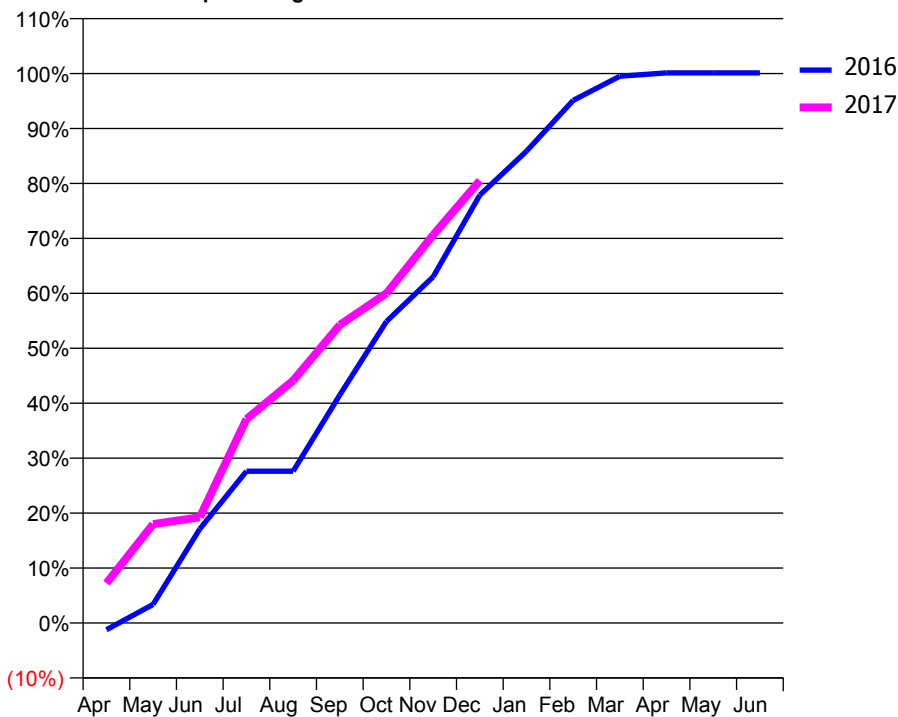
ACCESS*

Patients seen in 24 months	Total	Change since previous quarter
Quarter ending December 2015	303	
Quarter ending March 2016	292	↓
Quarter ending June 2016	307	↑
Quarter ending September 2016	298	↓
Quarter ending December 2016	291	↓
Variance since December 2015	(4.0%)	↓



ACTIVITY

Cumulative percentage of contracted UDA delivered 2016 & 2017



Month	Adjusted Scheduled Activity (UDA)	
	2016	2017
April	-10	58
May	27	144
June	137	154
July	221	297
August	221	353
September	332	434
October	439	480
November	504	565
December	623	644
January	687	
February	761	
March	796	
April	801	
May	801	
June	801	

QUALITY

	Quantity	Base Number	Contract	AT	Region	England
% of FP17s for the same patient ID Re-attending within 3 months - Children	30	302	9.9%	9.7%	11.9%	12.4%
% of FP17s for the same patient ID Re-attending within 3 months - Adults	2	39	5.1%	14.2%	16.5%	16.6%
% of FP17s for the same patient ID Re-attending between 3 & 9 months - Children	94	302	31.1%	60.5%	60.2%	57.5%
% of FP17s for the same patient ID Re-attending between 3 & 9 months - Adults	17	39	43.6%	52.5%	52.0%	50.4%
% of FP17s for Band 1 Urgent Courses	0	289	0.0%	7.9%	9.5%	9.1%
% of FP17s Relating to Free Repair or Replacements	0	289	0.0%	0.8%	0.7%	0.8%
% of FP17s Relating to Continuations	3	289	1.0%	1.2%	1.2%	1.3%
% of Patients satisfied with the dentistry they have received	0	0	N/A	92.7%	92.9%	92.7%
% of Patients satisfied with the time they had to wait for an appointment	0	0	N/A	89.4%	88.8%	88.8%

* This is based on patients treated on this contract for their most recent course of treatment. Figures in italics indicate the base number of FP17s or Patient Questionnaire responses are less than 100. N/A is shown where the base number of responses is less than 10 during the period. % is calculated as Quantity/Base number*100

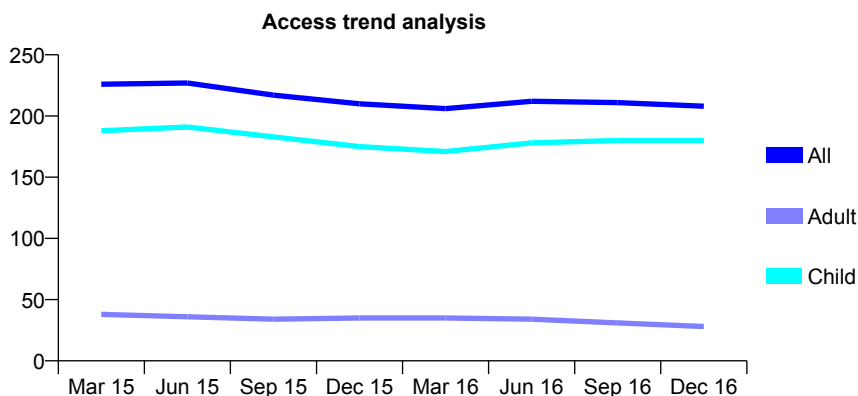
Q64 - Vital Signs At a Glance Contract Report for 820318/0001 - December 2016

Name or company name	MR DS HOLEYMAN
Contract type name	GDS Contract
Purpose of contract	General
Contract start date	01/04/2006
Contract end date	

16/17 Contracted general activity (UDA)	347
Carry forward general activity (UDA)	0
16/17 Contracted orthodontic activity (UOA)	0
Carry forward orthodontic activity (UOA)	0
Baseline contract value	£7,783.37

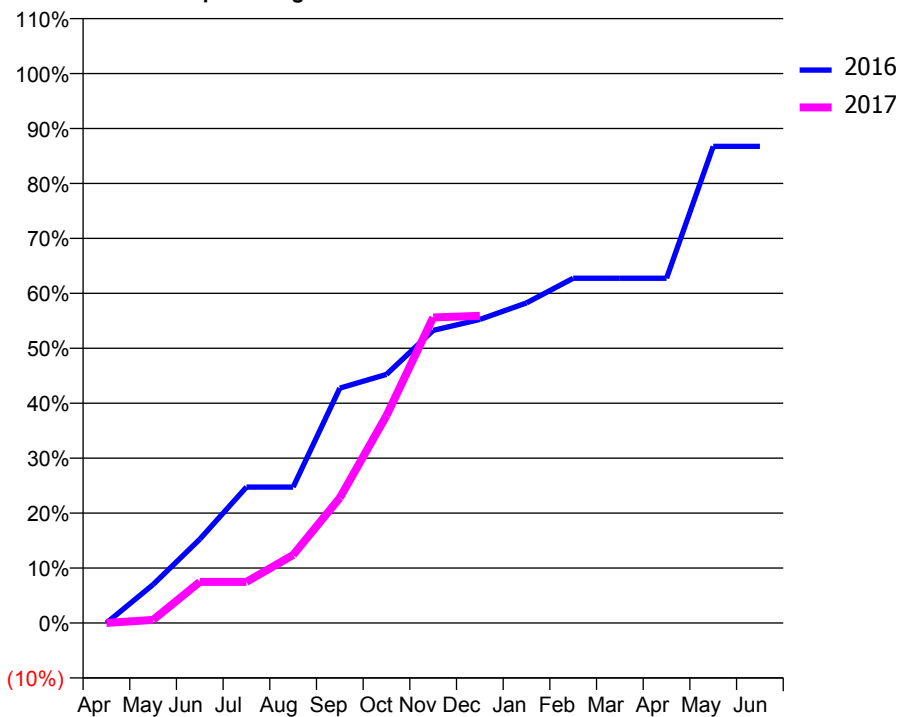
ACCESS*

Patients seen in 24 months	Total	Change since previous quarter
Quarter ending December 2015	210	
Quarter ending March 2016	206	↓
Quarter ending June 2016	212	↑
Quarter ending September 2016	211	→
Quarter ending December 2016	208	↓
Variance since December 2015	(1.0%)	→



ACTIVITY

Cumulative percentage of contracted UDA delivered 2016 & 2017



Month	Adjusted Scheduled Activity (UDA)	
	2016	2017
April	0	0
May	28	2
June	61	26
July	99	26
August	99	43
September	171	79
October	181	131
November	213	193
December	221	194
January	233	
February	251	
March	251	
April	251	
May	347	
June	347	

QUALITY

	Quantity	Base Number	Contract	AT	Region	England
% of FP17s for the same patient ID Re-attending within 3 months - Children	5	213	2.3%	9.7%	11.9%	12.4%
% of FP17s for the same patient ID Re-attending within 3 months - Adults	1	16	6.3%	14.2%	16.5%	16.6%
% of FP17s for the same patient ID Re-attending between 3 & 9 months - Children	122	213	57.3%	60.5%	60.2%	57.5%
% of FP17s for the same patient ID Re-attending between 3 & 9 months - Adults	11	16	68.8%	52.5%	52.0%	50.4%
% of FP17s for Band 1 Urgent Courses	0	150	0.0%	7.9%	9.5%	9.1%
% of FP17s Relating to Free Repair or Replacements	0	150	0.0%	0.8%	0.7%	0.8%
% of FP17s Relating to Continuations	0	150	0.0%	1.2%	1.2%	1.3%
% of Patients satisfied with the dentistry they have received	2	2	N/A	92.7%	92.9%	92.7%
% of Patients satisfied with the time they had to wait for an appointment	2	2	N/A	89.4%	88.8%	88.8%

* This is based on patients treated on this contract for their most recent course of treatment. Figures in italics indicate the base number of FP17s or Patient Questionnaire responses are less than 100. N/A is shown where the base number of responses is less than 10 during the period. % is calculated as Quantity/Base number*100

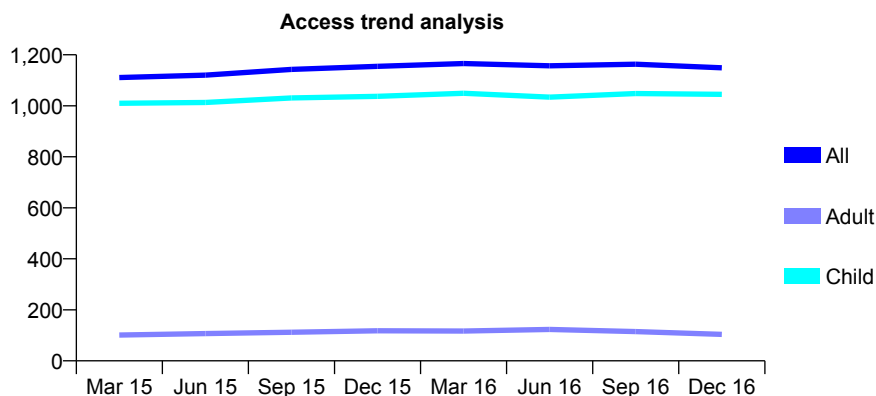
Q64 - Vital Signs At a Glance Contract Report for 820423/0001 - December 2016

Name or company name	MRS SA MCDOWALL
Contract type name	GDS Contract
Purpose of contract	General
Contract start date	01/04/2006
Contract end date	

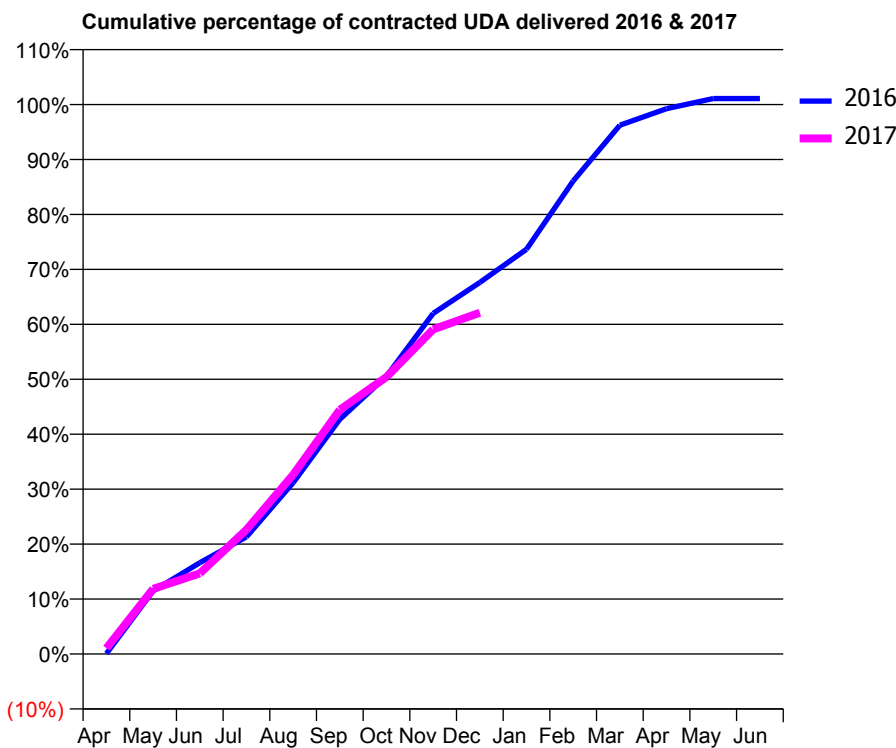
16/17 Contracted general activity (UDA)	2,630
Carry forward general activity (UDA)	-28
16/17 Contracted orthodontic activity (UOA)	0
Carry forward orthodontic activity (UOA)	0
Baseline contract value	£63,718.22

ACCESS*

Patients seen in 24 months	Total	Change since previous quarter
Quarter ending December 2015	1,155	
Quarter ending March 2016	1,166	→
Quarter ending June 2016	1,157	→
Quarter ending September 2016	1,163	→
Quarter ending December 2016	1,149	↓
Variance since December 2015	(0.5%)	→



ACTIVITY



Month	Adjusted Scheduled Activity (UDA)	
	2016	2017
April	2	28
May	301	312
June	437	386
July	561	595
August	820	858
September	1,124	1,169
October	1,330	1,326
November	1,631	1,554
December	1,778	1,634
January	1,938	
February	2,264	
March	2,531	
April	2,610	
May	2,658	
June	2,658	

QUALITY

	Quantity	Base Number	Contract	AT	Region	England
% of FP17s for the same patient ID Re-attending within 3 months - Children	82	1,256	6.5%	9.7%	11.9%	12.4%
% of FP17s for the same patient ID Re-attending within 3 months - Adults	0	0	N/A	14.2%	16.5%	16.6%
% of FP17s for the same patient ID Re-attending between 3 & 9 months - Children	927	1,256	73.8%	60.5%	60.2%	57.5%
% of FP17s for the same patient ID Re-attending between 3 & 9 months - Adults	0	0	N/A	52.5%	52.0%	50.4%
% of FP17s for Band 1 Urgent Courses	44	1,162	3.8%	7.9%	9.5%	9.1%
% of FP17s Relating to Free Repair or Replacements	0	1,162	0.0%	0.8%	0.7%	0.8%
% of FP17s Relating to Continuations	0	1,162	0.0%	1.2%	1.2%	1.3%
% of Patients satisfied with the dentistry they have received	2	2	N/A	92.7%	92.9%	92.7%
% of Patients satisfied with the time they had to wait for an appointment	2	2	N/A	89.4%	88.8%	88.8%

* This is based on patients treated on this contract for their most recent course of treatment. Figures in italics indicate the base number of FP17s or Patient Questionnaire responses are less than 100. N/A is shown where the base number of responses is less than 10 during the period. % is calculated as Quantity/Base number*100

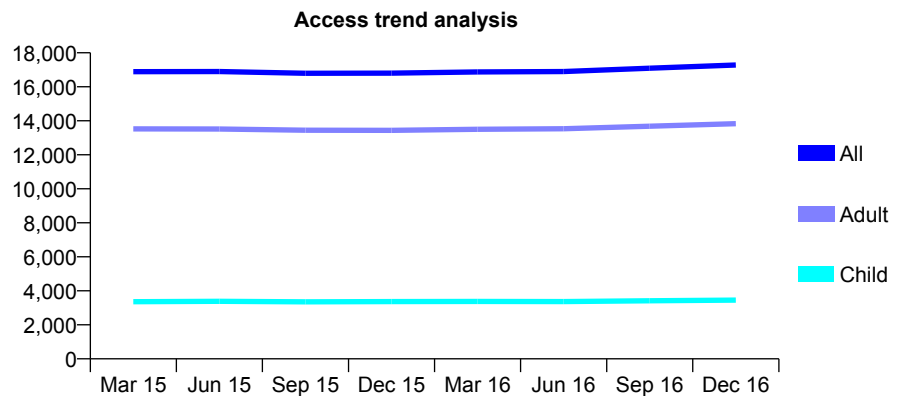
Q64 - Vital Signs At a Glance Contract Report for 826901/0001 - December 2016

Name or company name	MR SJ CLARKE
Contract type name	GDS Contract
Purpose of contract	General
Contract start date	01/04/2006
Contract end date	

16/17 Contracted general activity (UDA)	52,698
Carry forward general activity (UDA)	1,794
16/17 Contracted orthodontic activity (UOA)	0
Carry forward orthodontic activity (UOA)	0
Baseline contract value	£1,357,564.08

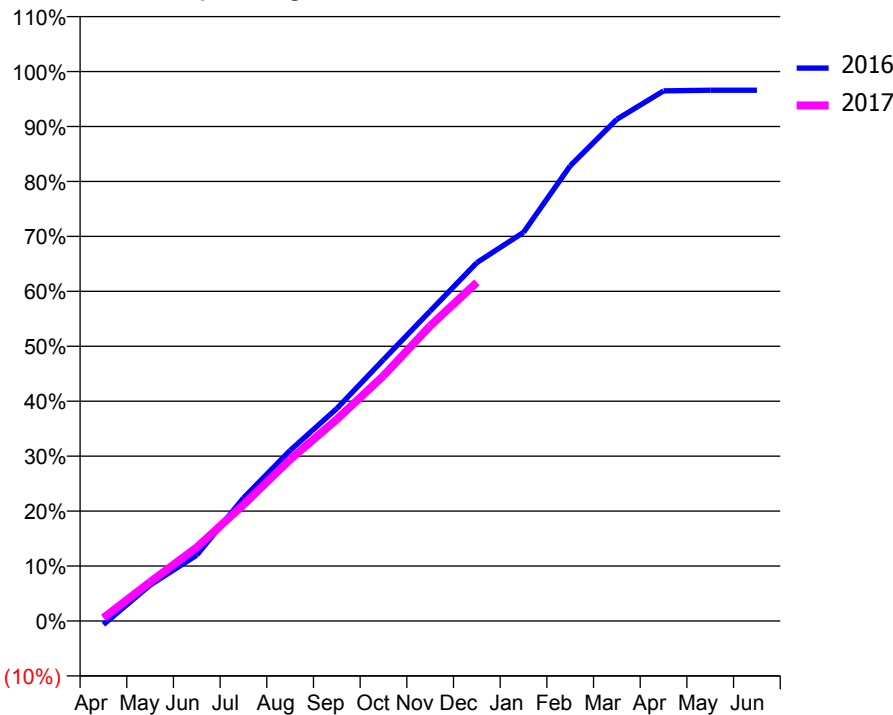
ACCESS*

Patients seen in 24 months	Total	Change since previous quarter
Quarter ending December 2015	16,804	
Quarter ending March 2016	16,877	→
Quarter ending June 2016	16,901	→
Quarter ending September 2016	17,092	→
Quarter ending December 2016	17,280	→
Variance since December 2015	2.8%	↑



ACTIVITY

Cumulative percentage of contracted UDA delivered 2016 & 2017



QUALITY

	Quantity	Base Number	Contract	AT	Region	England
% of FP17s for the same patient ID Re-attending within 3 months - Children	469	4,323	10.8%	9.7%	11.9%	12.4%
% of FP17s for the same patient ID Re-attending within 3 months - Adults	2,752	17,120	16.1%	14.2%	16.5%	16.6%
% of FP17s for the same patient ID Re-attending between 3 & 9 months - Children	2,721	4,323	62.9%	60.5%	60.2%	57.5%
% of FP17s for the same patient ID Re-attending between 3 & 9 months - Adults	10,917	17,120	63.8%	52.5%	52.0%	50.4%
% of FP17s for Band 1 Urgent Courses	906	19,083	4.7%	7.9%	9.5%	9.1%
% of FP17s Relating to Free Repair or Replacements	264	19,083	1.4%	0.8%	0.7%	0.8%
% of FP17s Relating to Continuations	381	19,083	2.0%	1.2%	1.2%	1.3%
% of Patients satisfied with the dentistry they have received	58	63	92.1%	92.7%	92.9%	92.7%
% of Patients satisfied with the time they had to wait for an appointment	59	63	93.7%	89.4%	88.8%	88.8%

* This is based on patients treated on this contract for their most recent course of treatment. Figures in italics indicate the base number of FP17s or Patient Questionnaire responses are less than 100. N/A is shown where the base number of responses is less than 10 during the period. % is calculated as Quantity/Base number*100

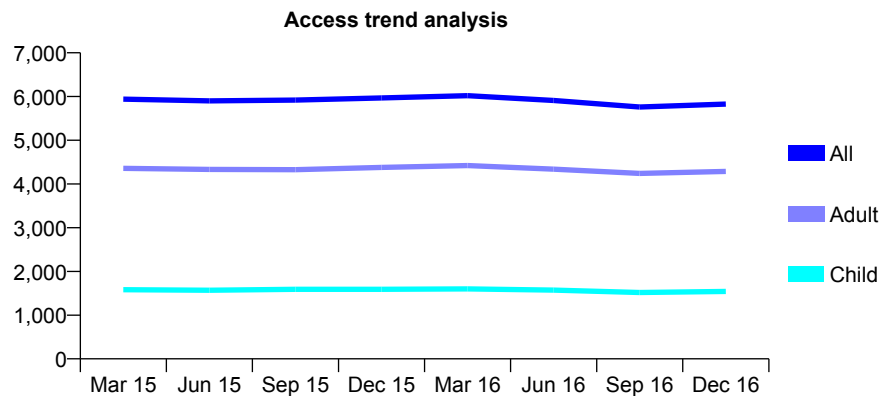
Q64 - Vital Signs At a Glance Contract Report for 829471/0007 - December 2016

Name or company name	MR JS DHARIWAL
Contract type name	GDS Contract
Purpose of contract	General
Contract start date	15/07/2010
Contract end date	

16/17 Contracted general activity (UDA)	15,000
Carry forward general activity (UDA)	84
16/17 Contracted orthodontic activity (UOA)	0
Carry forward orthodontic activity (UOA)	0
Baseline contract value	£350,764.95

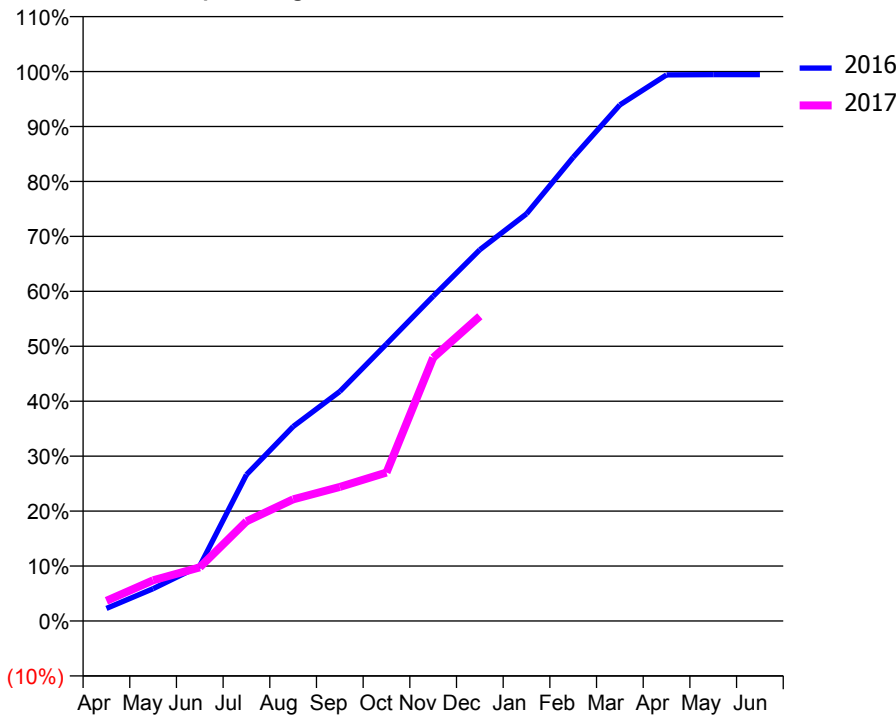
ACCESS*

Patients seen in 24 months	Total	Change since previous quarter
Quarter ending December 2015	5,969	
Quarter ending March 2016	6,020	→
Quarter ending June 2016	5,910	↓
Quarter ending September 2016	5,759	↓
Quarter ending December 2016	5,827	→
Variance since December 2015	(2.4%)	↓



ACTIVITY

Cumulative percentage of contracted UDA delivered 2016 & 2017



Month	Adjusted Scheduled Activity (UDA)	
	2016	2017
April	345	551
May	884	1,114
June	1,505	1,467
July	3,995	2,720
August	5,310	3,323
September	6,267	3,659
October	7,563	4,052
November	8,866	7,186
December	10,137	8,319
January	11,116	
February	12,657	
March	14,089	
April	14,906	
May	14,915	
June	14,916	

QUALITY

	Quantity	Base Number	Contract	AT	Region	England
% of FP17s for the same patient ID Re-attending within 3 months - Children	67	1,230	5.4%	9.7%	11.9%	12.4%
% of FP17s for the same patient ID Re-attending within 3 months - Adults	418	3,464	12.1%	14.2%	16.5%	16.6%
% of FP17s for the same patient ID Re-attending between 3 & 9 months - Children	545	1,230	44.3%	60.5%	60.2%	57.5%
% of FP17s for the same patient ID Re-attending between 3 & 9 months - Adults	1,635	3,464	47.2%	52.5%	52.0%	50.4%
% of FP17s for Band 1 Urgent Courses	499	4,281	11.7%	7.9%	9.5%	9.1%
% of FP17s Relating to Free Repair or Replacements	39	4,281	0.9%	0.8%	0.7%	0.8%
% of FP17s Relating to Continuations	15	4,281	0.4%	1.2%	1.2%	1.3%
% of Patients satisfied with the dentistry they have received	6	8	N/A	92.7%	92.9%	92.7%
% of Patients satisfied with the time they had to wait for an appointment	6	8	N/A	89.4%	88.8%	88.8%

* This is based on patients treated on this contract for their most recent course of treatment. Figures in italics indicate the base number of FP17s or Patient Questionnaire responses are less than 100. N/A is shown where the base number of responses is less than 10 during the period. % is calculated as Quantity/Base number*100

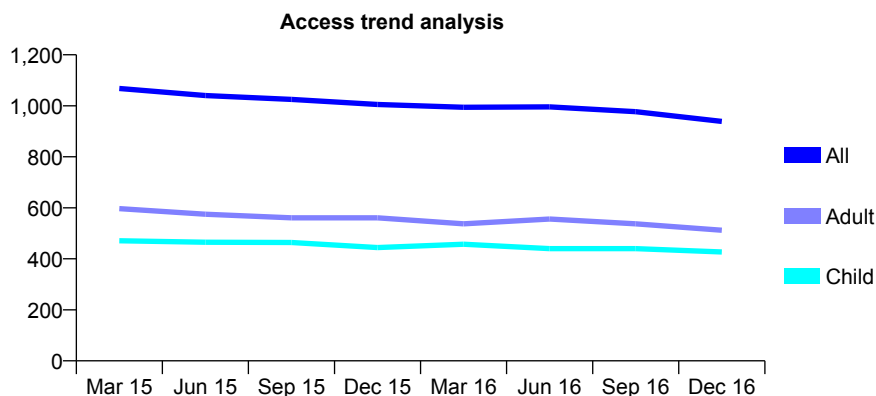
Q64 - Vital Signs At a Glance Contract Report for 831921/0002 - December 2016

Name or company name	MR TS ESAU
Contract type name	GDS Contract
Purpose of contract	General
Contract start date	01/05/2006
Contract end date	

16/17 Contracted general activity (UDA)	4,200
Carry forward general activity (UDA)	0
16/17 Contracted orthodontic activity (UOA)	0
Carry forward orthodontic activity (UOA)	0
Baseline contract value	£97,812.40

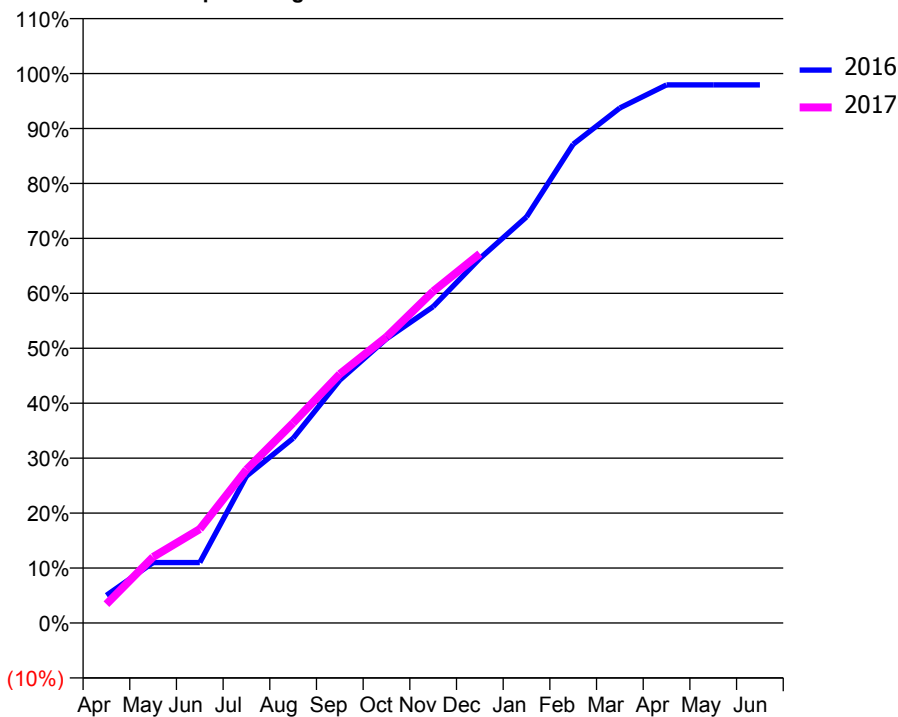
ACCESS*

Patients seen in 24 months	Total	Change since previous quarter
Quarter ending December 2015	1,005	
Quarter ending March 2016	994	↓
Quarter ending June 2016	996	→
Quarter ending September 2016	977	↓
Quarter ending December 2016	939	↓
Variance since December 2015	(6.6%)	↓



ACTIVITY

Cumulative percentage of contracted UDA delivered 2016 & 2017



Month	Adjusted Scheduled Activity (UDA)	
	2016	2017
April	212	144
May	462	505
June	462	718
July	1,123	1,173
August	1,412	1,530
September	1,856	1,903
October	2,173	2,187
November	2,418	2,535
December	2,786	2,823
January	3,104	
February	3,659	
March	3,937	
April	4,113	
May	4,113	
June	4,113	

QUALITY

	Quantity	Base Number	Contract	AT	Region	England
% of FP17s for the same patient ID Re-attending within 3 months - Children	131	768	17.1%	9.7%	11.9%	12.4%
% of FP17s for the same patient ID Re-attending within 3 months - Adults	109	506	21.5%	14.2%	16.5%	16.6%
% of FP17s for the same patient ID Re-attending between 3 & 9 months - Children	542	768	70.6%	60.5%	60.2%	57.5%
% of FP17s for the same patient ID Re-attending between 3 & 9 months - Adults	267	506	52.8%	52.5%	52.0%	50.4%
% of FP17s for Band 1 Urgent Courses	65	1,200	5.4%	7.9%	9.5%	9.1%
% of FP17s Relating to Free Repair or Replacements	0	1,200	0.0%	0.8%	0.7%	0.8%
% of FP17s Relating to Continuations	10	1,200	0.8%	1.2%	1.2%	1.3%
% of Patients satisfied with the dentistry they have received	3	4	N/A	92.7%	92.9%	92.7%
% of Patients satisfied with the time they had to wait for an appointment	3	4	N/A	89.4%	88.8%	88.8%

* This is based on patients treated on this contract for their most recent course of treatment. Figures in italics indicate the base number of FP17s or Patient Questionnaire responses are less than 100. N/A is shown where the base number of responses is less than 10 during the period. % is calculated as Quantity/Base number*100

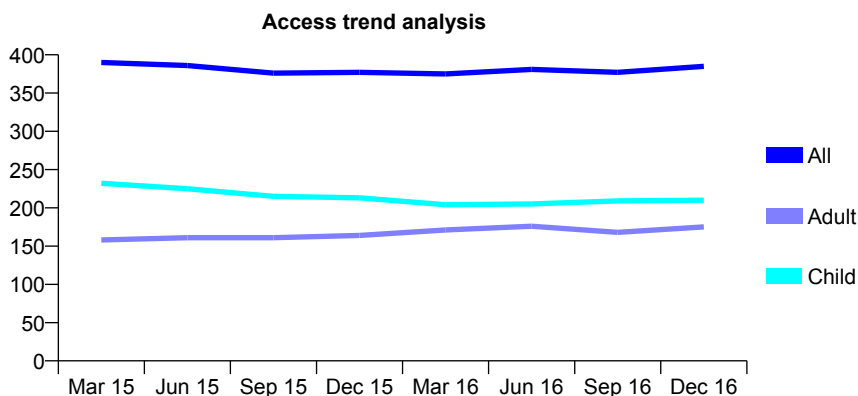
Q64 - Vital Signs At a Glance Contract Report for 833282/0001 - December 2016

Name or company name	MR GP HOOD
Contract type name	GDS Contract
Purpose of contract	General
Contract start date	01/04/2006
Contract end date	

16/17 Contracted general activity (UDA)	806
Carry forward general activity (UDA)	0
16/17 Contracted orthodontic activity (UOA)	0
Carry forward orthodontic activity (UOA)	0
Baseline contract value	£17,831.77

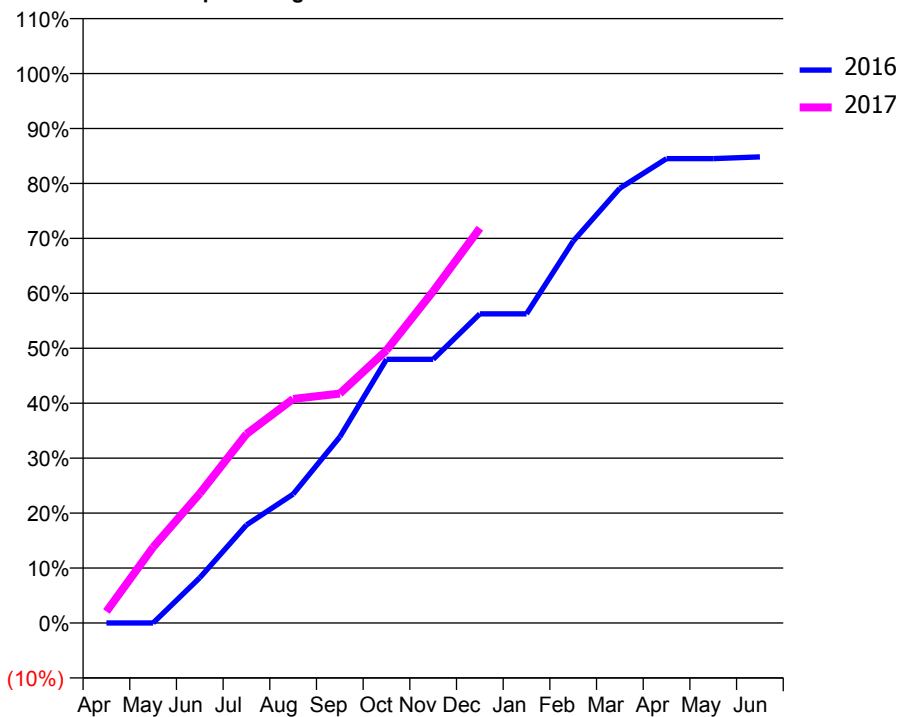
ACCESS*

Patients seen in 24 months	Total	Change since previous quarter
Quarter ending December 2015	377	
Quarter ending March 2016	375	→
Quarter ending June 2016	381	→
Quarter ending September 2016	377	↓
Quarter ending December 2016	385	↑
Variance since December 2015	2.1%	↑



ACTIVITY

Cumulative percentage of contracted UDA delivered 2016 & 2017



Month	Adjusted Scheduled Activity (UDA)	
	2016	2017
April	0	17
May	0	111
June	78	190
July	170	277
August	223	329
September	322	337
October	456	400
November	456	487
December	534	579
January	534	
February	660	
March	752	
April	803	
May	803	
June	806	

QUALITY

	Quantity	Base Number	Contract	AT	Region	England
% of FP17s for the same patient ID Re-attending within 3 months - Children	4	198	2.0%	9.7%	11.9%	12.4%
% of FP17s for the same patient ID Re-attending within 3 months - Adults	12	127	9.4%	14.2%	16.5%	16.6%
% of FP17s for the same patient ID Re-attending between 3 & 9 months - Children	96	198	48.5%	60.5%	60.2%	57.5%
% of FP17s for the same patient ID Re-attending between 3 & 9 months - Adults	58	127	45.7%	52.5%	52.0%	50.4%
% of FP17s for Band 1 Urgent Courses	15	300	5.0%	7.9%	9.5%	9.1%
% of FP17s Relating to Free Repair or Replacements	0	300	0.0%	0.8%	0.7%	0.8%
% of FP17s Relating to Continuations	0	300	0.0%	1.2%	1.2%	1.3%
% of Patients satisfied with the dentistry they have received	0	0	N/A	92.7%	92.9%	92.7%
% of Patients satisfied with the time they had to wait for an appointment	0	0	N/A	89.4%	88.8%	88.8%

* This is based on patients treated on this contract for their most recent course of treatment. Figures in italics indicate the base number of FP17s or Patient Questionnaire responses are less than 100. N/A is shown where the base number of responses is less than 10 during the period. % is calculated as Quantity/Base number*100

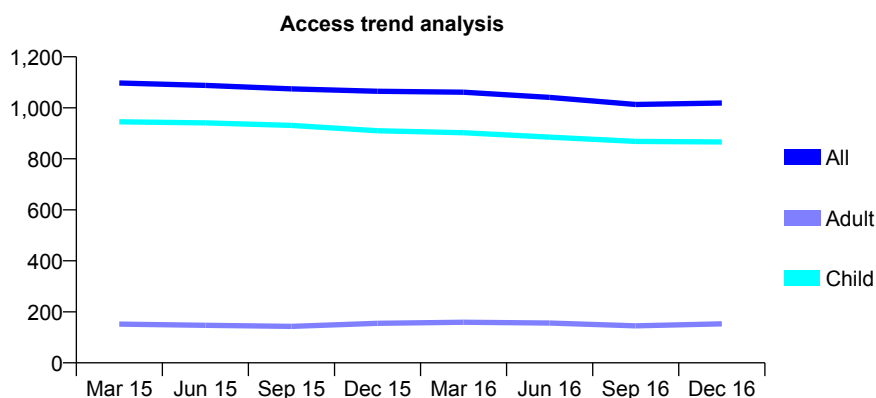
Q64 - Vital Signs At a Glance Contract Report for 839329/0004 - December 2016

Name or company name	MR SJ MCELROY
Contract type name	GDS Contract
Purpose of contract	General
Contract start date	01/04/2006
Contract end date	

16/17 Contracted general activity (UDA)	3,000
Carry forward general activity (UDA)	65
16/17 Contracted orthodontic activity (UOA)	0
Carry forward orthodontic activity (UOA)	0
Baseline contract value	£75,041.29

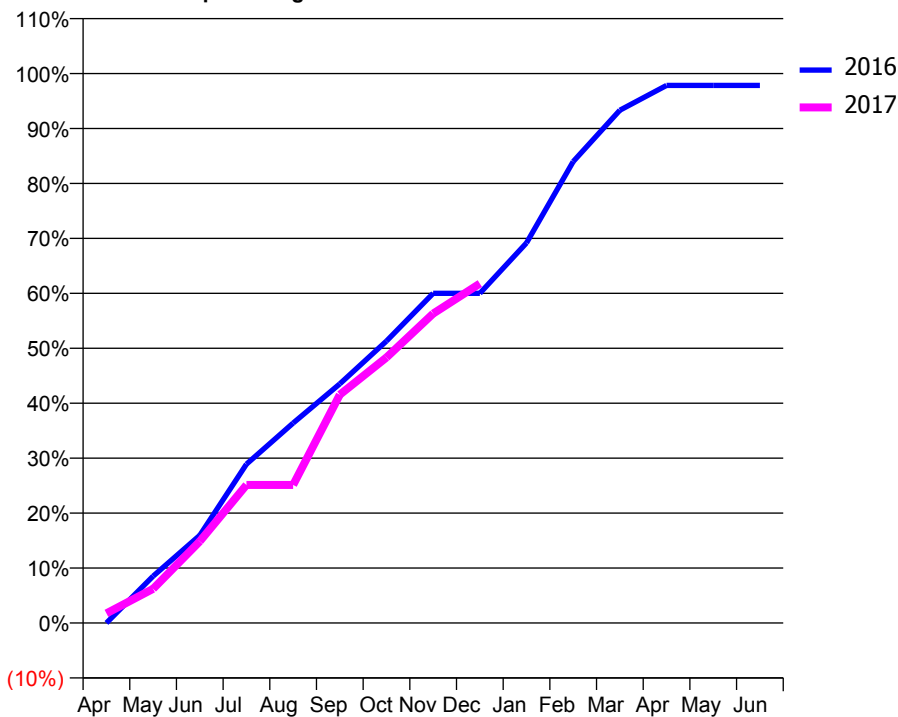
ACCESS*

Patients seen in 24 months	Total	Change since previous quarter
Quarter ending December 2015	1,065	
Quarter ending March 2016	1,061	→
Quarter ending June 2016	1,041	↓
Quarter ending September 2016	1,013	↓
Quarter ending December 2016	1,019	→
Variance since December 2015	(4.3%)	↓



ACTIVITY

Cumulative percentage of contracted UDA delivered 2016 & 2017



Month	Adjusted Scheduled Activity (UDA)	
	2016	2017
April	0	53
May	256	186
June	478	446
July	868	754
August	1,092	754
September	1,306	1,246
October	1,539	1,450
November	1,800	1,690
December	1,800	1,853
January	2,075	
February	2,519	
March	2,800	
April	2,935	
May	2,935	
June	2,935	

QUALITY

	Quantity	Base Number	Contract	AT	Region	England
% of FP17s for the same patient ID Re-attending within 3 months - Children	70	1,044	6.7%	9.7%	11.9%	12.4%
% of FP17s for the same patient ID Re-attending within 3 months - Adults	0	54	0.0%	14.2%	16.5%	16.6%
% of FP17s for the same patient ID Re-attending between 3 & 9 months - Children	721	1,044	69.1%	60.5%	60.2%	57.5%
% of FP17s for the same patient ID Re-attending between 3 & 9 months - Adults	42	54	77.8%	52.5%	52.0%	50.4%
% of FP17s for Band 1 Urgent Courses	19	1,034	1.8%	7.9%	9.5%	9.1%
% of FP17s Relating to Free Repair or Replacements	0	1,034	0.0%	0.8%	0.7%	0.8%
% of FP17s Relating to Continuations	1	1,034	0.1%	1.2%	1.2%	1.3%
% of Patients satisfied with the dentistry they have received	1	1	N/A	92.7%	92.9%	92.7%
% of Patients satisfied with the time they had to wait for an appointment	1	1	N/A	89.4%	88.8%	88.8%

* This is based on patients treated on this contract for their most recent course of treatment. Figures in italics indicate the base number of FP17s or Patient Questionnaire responses are less than 100. N/A is shown where the base number of responses is less than 10 during the period. % is calculated as Quantity/Base number*100

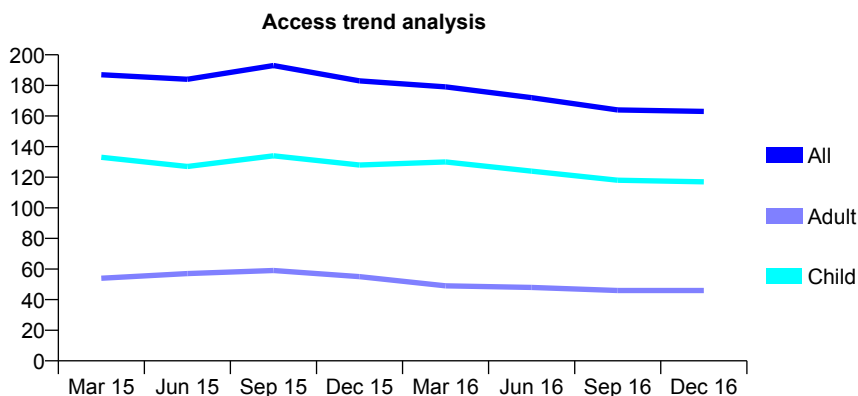
Q64 - Vital Signs At a Glance Contract Report for 841048/0003 - December 2016

Name or company name	MR CG HARDMAN
Contract type name	GDS Contract
Purpose of contract	General
Contract start date	01/04/2009
Contract end date	

16/17 Contracted general activity (UDA)	355
Carry forward general activity (UDA)	0
16/17 Contracted orthodontic activity (UOA)	0
Carry forward orthodontic activity (UOA)	0
Baseline contract value	£8,340.12

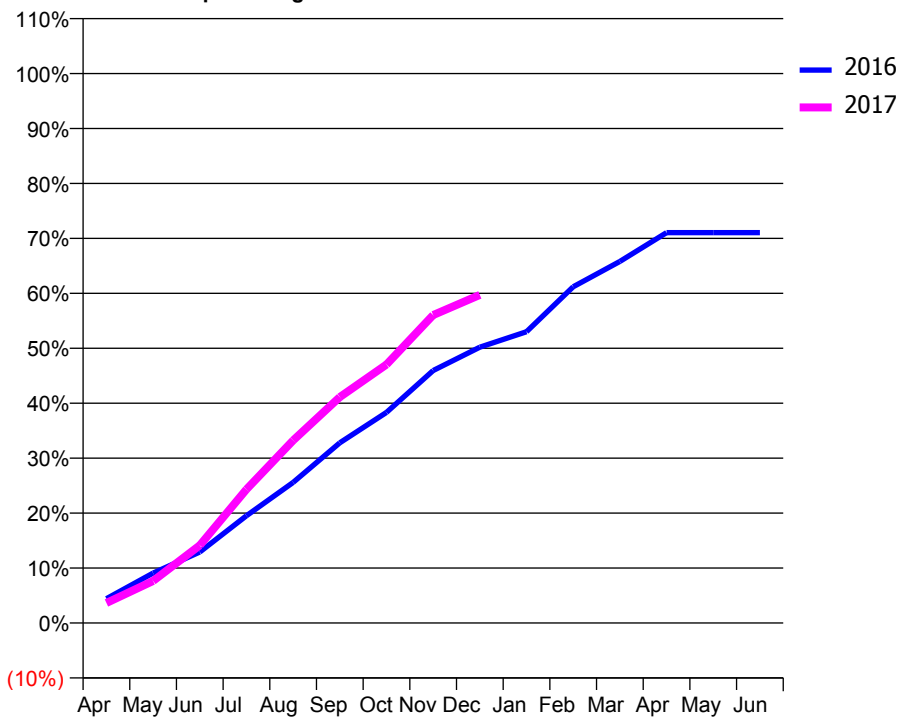
ACCESS*

Patients seen in 24 months	Total	Change since previous quarter
Quarter ending December 2015	183	
Quarter ending March 2016	179	↓
Quarter ending June 2016	172	↓
Quarter ending September 2016	164	↓
Quarter ending December 2016	163	→
Variance since December 2015	(10.9%)	↓



ACTIVITY

Cumulative percentage of contracted UDA delivered 2016 & 2017



Adjusted Scheduled Activity (UDA)

Month	2016	2017
April	22	13
May	45	27
June	65	50
July	98	86
August	128	118
September	164	146
October	192	167
November	230	199
December	251	212
January	265	
February	306	
March	329	
April	355	
May	355	
June	355	

QUALITY

	Quantity	Base Number	Contract	AT	Region	England
% of FP17s for the same patient ID Re-attending within 3 months - Children	8	152	5.3%	9.7%	11.9%	12.4%
% of FP17s for the same patient ID Re-attending within 3 months - Adults	0	24	0.0%	14.2%	16.5%	16.6%
% of FP17s for the same patient ID Re-attending between 3 & 9 months - Children	88	152	57.9%	60.5%	60.2%	57.5%
% of FP17s for the same patient ID Re-attending between 3 & 9 months - Adults	19	24	79.2%	52.5%	52.0%	50.4%
% of FP17s for Band 1 Urgent Courses	5	153	3.3%	7.9%	9.5%	9.1%
% of FP17s Relating to Free Repair or Replacements	0	153	0.0%	0.8%	0.7%	0.8%
% of FP17s Relating to Continuations	1	153	0.7%	1.2%	1.2%	1.3%
% of Patients satisfied with the dentistry they have received	0	0	N/A	92.7%	92.9%	92.7%
% of Patients satisfied with the time they had to wait for an appointment	0	0	N/A	89.4%	88.8%	88.8%

* This is based on patients treated on this contract for their most recent course of treatment. Figures in italics indicate the base number of FP17s or Patient Questionnaire responses are less than 100. N/A is shown where the base number of responses is less than 10 during the period. % is calculated as Quantity/Base number*100

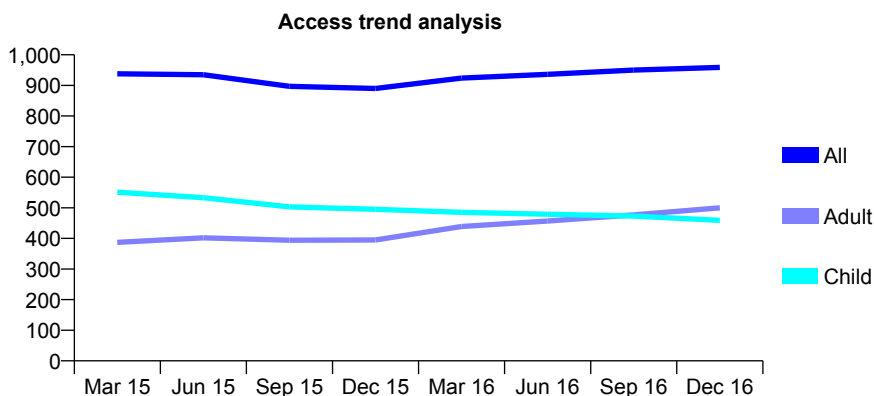
Q64 - Vital Signs At a Glance Contract Report for 842915/0001 - December 2016

Name or company name	MR P DIBA
Contract type name	GDS Contract
Purpose of contract	General
Contract start date	01/04/2006
Contract end date	

16/17 Contracted general activity (UDA)	3,994
Carry forward general activity (UDA)	160
16/17 Contracted orthodontic activity (UOA)	0
Carry forward orthodontic activity (UOA)	0
Baseline contract value	£97,635.57

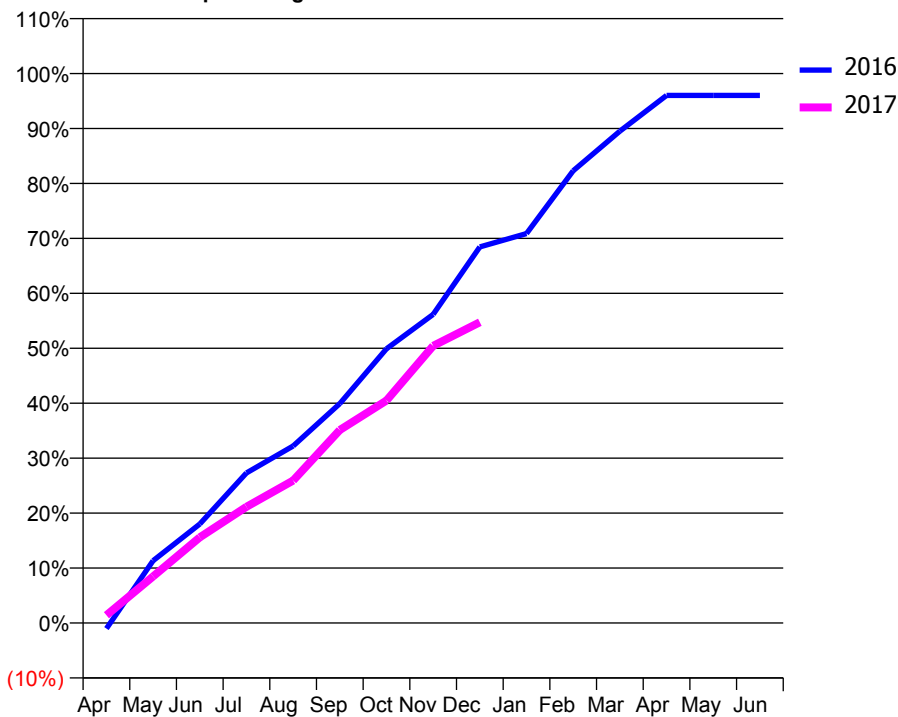
ACCESS*

Patients seen in 24 months	Total	Change since previous quarter
Quarter ending December 2015	890	
Quarter ending March 2016	924	↑
Quarter ending June 2016	936	→
Quarter ending September 2016	950	→
Quarter ending December 2016	959	→
Variance since December 2015	7.8%	↑



ACTIVITY

Cumulative percentage of contracted UDA delivered 2016 & 2017



Month	Adjusted Scheduled Activity (UDA)	
	2016	2017
April	-41	56
May	453	339
June	720	623
July	1,091	844
August	1,287	1,035
September	1,595	1,403
October	1,993	1,618
November	2,243	2,015
December	2,733	2,186
January	2,831	
February	3,287	
March	3,575	
April	3,834	
May	3,834	
June	3,834	

QUALITY

	Quantity	Base Number	Contract	AT	Region	England
% of FP17s for the same patient ID Re-attending within 3 months - Children	60	682	8.8%	9.7%	11.9%	12.4%
% of FP17s for the same patient ID Re-attending within 3 months - Adults	110	534	20.6%	14.2%	16.5%	16.6%
% of FP17s for the same patient ID Re-attending between 3 & 9 months - Children	515	682	75.5%	60.5%	60.2%	57.5%
% of FP17s for the same patient ID Re-attending between 3 & 9 months - Adults	259	534	48.5%	52.5%	52.0%	50.4%
% of FP17s for Band 1 Urgent Courses	71	1,099	6.5%	7.9%	9.5%	9.1%
% of FP17s Relating to Free Repair or Replacements	0	1,099	0.0%	0.8%	0.7%	0.8%
% of FP17s Relating to Continuations	0	1,099	0.0%	1.2%	1.2%	1.3%
% of Patients satisfied with the dentistry they have received	4	4	N/A	92.7%	92.9%	92.7%
% of Patients satisfied with the time they had to wait for an appointment	3	4	N/A	89.4%	88.8%	88.8%

* This is based on patients treated on this contract for their most recent course of treatment. Figures in italics indicate the base number of FP17s or Patient Questionnaire responses are less than 100. N/A is shown where the base number of responses is less than 10 during the period. % is calculated as Quantity/Base number*100

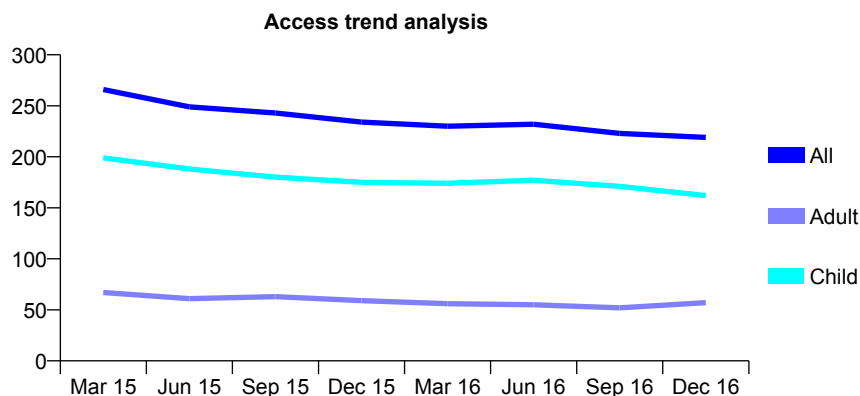
Q64 - Vital Signs At a Glance Contract Report for 855162/0001 - December 2016

Name or company name	MR M ABRISHAMI
Contract type name	GDS Contract
Purpose of contract	General
Contract start date	01/04/2006
Contract end date	

16/17 Contracted general activity (UDA)	662
Carry forward general activity (UDA)	0
16/17 Contracted orthodontic activity (UOA)	0
Carry forward orthodontic activity (UOA)	0
Baseline contract value	£14,018.02

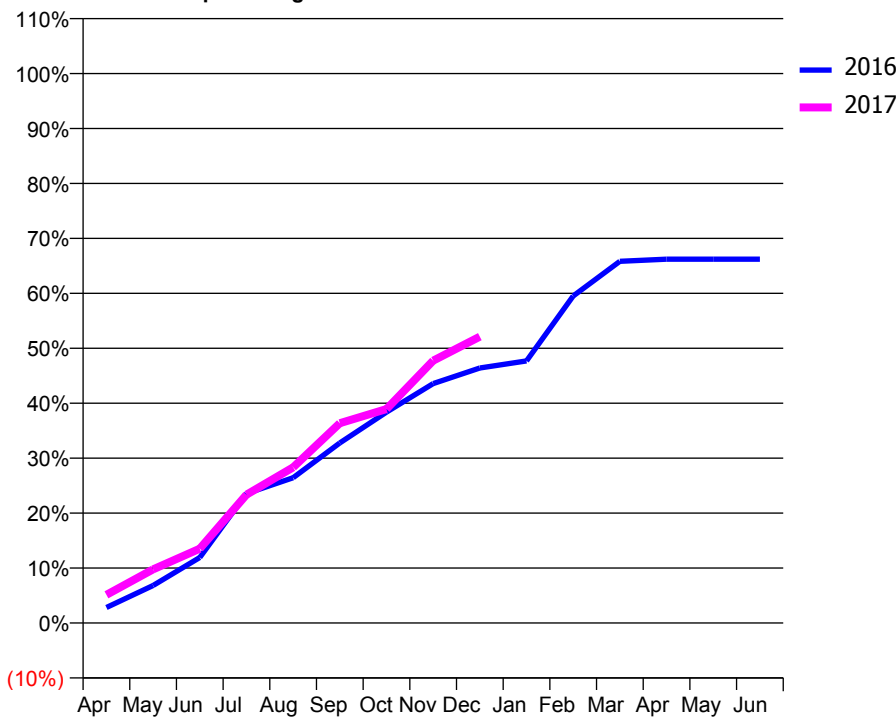
ACCESS*

Patients seen in 24 months	Total	Change since previous quarter
Quarter ending December 2015	234	
Quarter ending March 2016	230	↓
Quarter ending June 2016	232	→
Quarter ending September 2016	223	↓
Quarter ending December 2016	219	↓
Variance since December 2015	(6.4%)	↓



ACTIVITY

Cumulative percentage of contracted UDA delivered 2016 & 2017



Month	Adjusted Scheduled Activity (UDA)	
	2016	2017
April	28	34
May	68	65
June	119	90
July	235	155
August	264	188
September	328	241
October	384	258
November	436	316
December	464	345
January	477	
February	595	
March	658	
April	662	
May	662	
June	662	

QUALITY

	Quantity	Base Number	Contract	AT	Region	England
% of FP17s for the same patient ID Re-attending within 3 months - Children	18	279	6.5%	9.7%	11.9%	12.4%
% of FP17s for the same patient ID Re-attending within 3 months - Adults	3	24	12.5%	14.2%	16.5%	16.6%
% of FP17s for the same patient ID Re-attending between 3 & 9 months - Children	233	279	83.5%	60.5%	60.2%	57.5%
% of FP17s for the same patient ID Re-attending between 3 & 9 months - Adults	20	24	83.3%	52.5%	52.0%	50.4%
% of FP17s for Band 1 Urgent Courses	5	299	1.7%	7.9%	9.5%	9.1%
% of FP17s Relating to Free Repair or Replacements	0	299	0.0%	0.8%	0.7%	0.8%
% of FP17s Relating to Continuations	0	299	0.0%	1.2%	1.2%	1.3%
% of Patients satisfied with the dentistry they have received	0	0	N/A	92.7%	92.9%	92.7%
% of Patients satisfied with the time they had to wait for an appointment	0	0	N/A	89.4%	88.8%	88.8%

* This is based on patients treated on this contract for their most recent course of treatment. Figures in italics indicate the base number of FP17s or Patient Questionnaire responses are less than 100. N/A is shown where the base number of responses is less than 10 during the period. % is calculated as Quantity/Base number*100

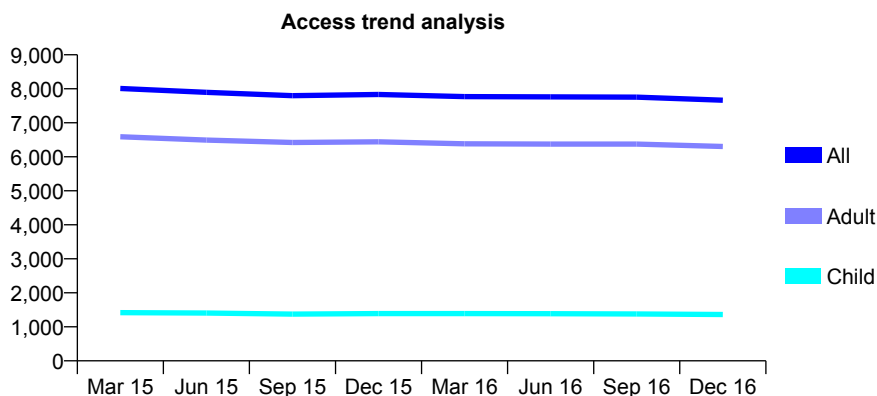
Q64 - Vital Signs At a Glance Contract Report for 894362/0001 - December 2016

Name or company name	MR T SUNNAR
Contract type name	GDS Contract
Purpose of contract	General
Contract start date	28/07/2010
Contract end date	

16/17 Contracted general activity (UDA)	23,164
Carry forward general activity (UDA)	-402
16/17 Contracted orthodontic activity (UOA)	0
Carry forward orthodontic activity (UOA)	0
Baseline contract value	£483,807.19

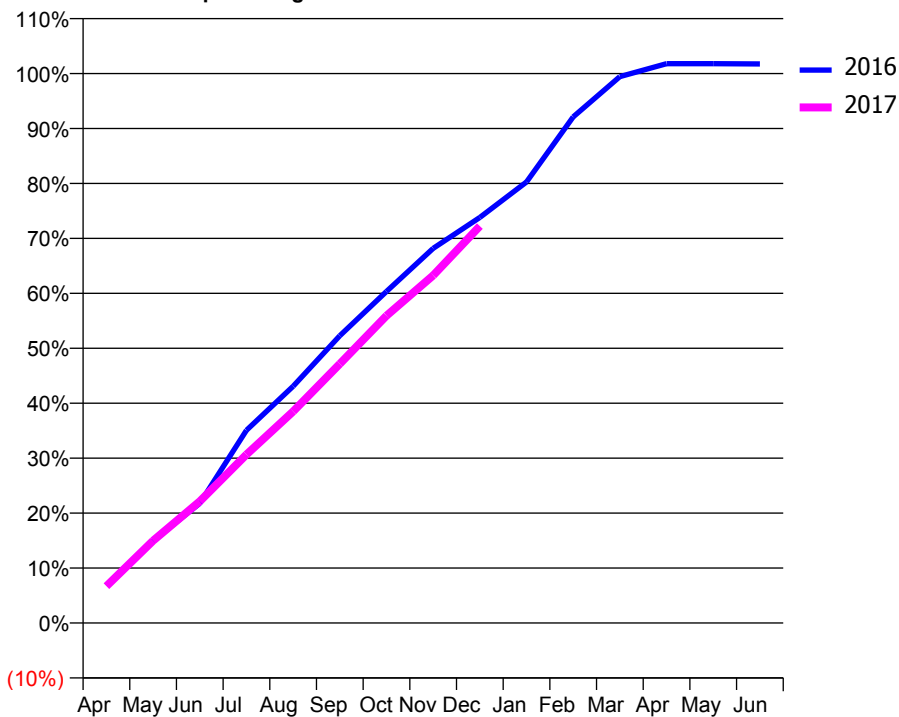
ACCESS*

Patients seen in 24 months	Total	Change since previous quarter
Quarter ending December 2015	7,833	
Quarter ending March 2016	7,771	→
Quarter ending June 2016	7,762	→
Quarter ending September 2016	7,753	→
Quarter ending December 2016	7,666	↓
Variance since December 2015	(2.1%)	↓



ACTIVITY

Cumulative percentage of contracted UDA delivered 2016 & 2017



Month	Adjusted Scheduled Activity (UDA)	
	2016	2017
April	1,583	1,552
May	3,470	3,469
June	5,046	5,132
July	8,125	7,100
August	9,983	8,920
September	12,112	10,925
October	13,979	12,952
November	15,795	14,653
December	17,098	16,729
January	18,594	
February	21,334	
March	23,033	
April	23,581	
May	23,580	
June	23,566	

QUALITY

	Quantity	Base Number	Contract	AT	Region	England
% of FP17s for the same patient ID Re-attending within 3 months - Children	202	1,799	11.2%	9.7%	11.9%	12.4%
% of FP17s for the same patient ID Re-attending within 3 months - Adults	642	6,845	9.4%	14.2%	16.5%	16.6%
% of FP17s for the same patient ID Re-attending between 3 & 9 months - Children	1,153	1,799	64.1%	60.5%	60.2%	57.5%
% of FP17s for the same patient ID Re-attending between 3 & 9 months - Adults	4,276	6,845	62.5%	52.5%	52.0%	50.4%
% of FP17s for Band 1 Urgent Courses	259	8,391	3.1%	7.9%	9.5%	9.1%
% of FP17s Relating to Free Repair or Replacements	68	8,391	0.8%	0.8%	0.7%	0.8%
% of FP17s Relating to Continuations	74	8,391	0.9%	1.2%	1.2%	1.3%
% of Patients satisfied with the dentistry they have received	34	37	91.9%	92.7%	92.9%	92.7%
% of Patients satisfied with the time they had to wait for an appointment	34	37	91.9%	89.4%	88.8%	88.8%

* This is based on patients treated on this contract for their most recent course of treatment. Figures in italics indicate the base number of FP17s or Patient Questionnaire responses are less than 100. N/A is shown where the base number of responses is less than 10 during the period. % is calculated as Quantity/Base number*100

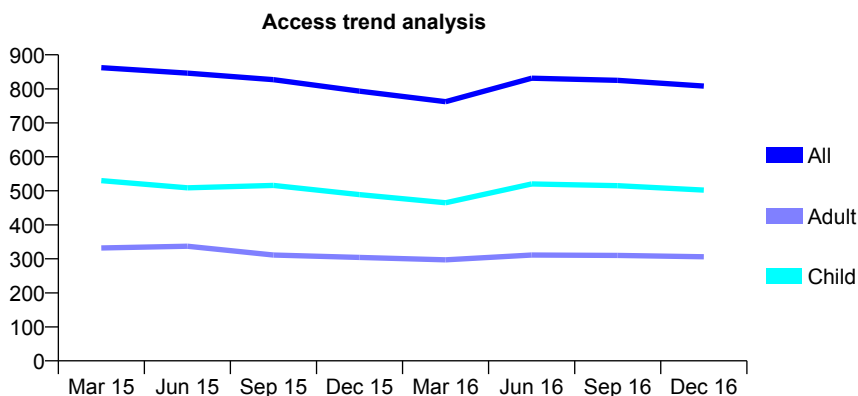
Q64 - Vital Signs At a Glance Contract Report for 909335/0001 - December 2016

Name or company name	MR MD MILNTHORPE
Contract type name	GDS Contract
Purpose of contract	General
Contract start date	01/04/2006
Contract end date	

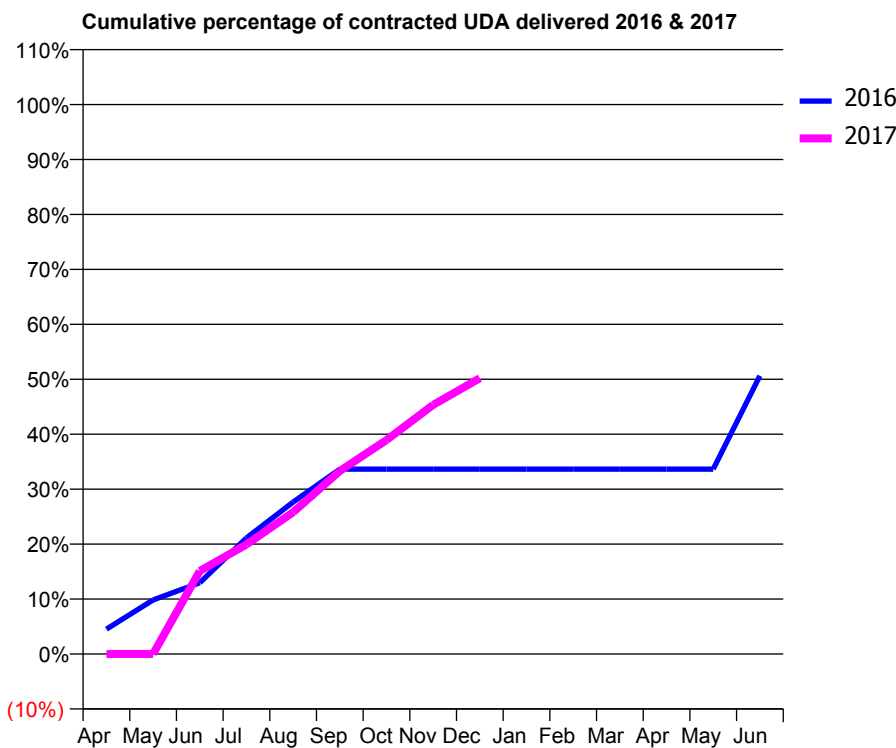
16/17 Contracted general activity (UDA)	2,100
Carry forward general activity (UDA)	0
16/17 Contracted orthodontic activity (UOA)	0
Carry forward orthodontic activity (UOA)	0
Baseline contract value	£45,288.37

ACCESS*

Patients seen in 24 months	Total	Change since previous quarter
Quarter ending December 2015	793	
Quarter ending March 2016	762	↓
Quarter ending June 2016	831	↑
Quarter ending September 2016	825	→
Quarter ending December 2016	808	↓
Variance since December 2015	1.9%	→



ACTIVITY



Adjusted Scheduled Activity (UDA)		
Month	2016	2017
April	95	0
May	206	0
June	272	317
July	443	418
August	581	542
September	707	700
October	707	818
November	707	952
December	707	1,054
January	707	
February	707	
March	707	
April	707	
May	707	
June	1,063	

QUALITY

	Quantity	Base Number	Contract	AT	Region	England
% of FP17s for the same patient ID Re-attending within 3 months - Children	73	1,040	7.0%	9.7%	11.9%	12.4%
% of FP17s for the same patient ID Re-attending within 3 months - Adults	18	321	5.6%	14.2%	16.5%	16.6%
% of FP17s for the same patient ID Re-attending between 3 & 9 months - Children	660	1,040	63.5%	60.5%	60.2%	57.5%
% of FP17s for the same patient ID Re-attending between 3 & 9 months - Adults	157	321	48.9%	52.5%	52.0%	50.4%
% of FP17s for Band 1 Urgent Courses	21	751	2.8%	7.9%	9.5%	9.1%
% of FP17s Relating to Free Repair or Replacements	0	751	0.0%	0.8%	0.7%	0.8%
% of FP17s Relating to Continuations	7	751	0.9%	1.2%	1.2%	1.3%
% of Patients satisfied with the dentistry they have received	0	0	N/A	92.7%	92.9%	92.7%
% of Patients satisfied with the time they had to wait for an appointment	0	0	N/A	89.4%	88.8%	88.8%

* This is based on patients treated on this contract for their most recent course of treatment. Figures in italics indicate the base number of FP17s or Patient Questionnaire responses are less than 100. N/A is shown where the base number of responses is less than 10 during the period. % is calculated as Quantity/Base number*100

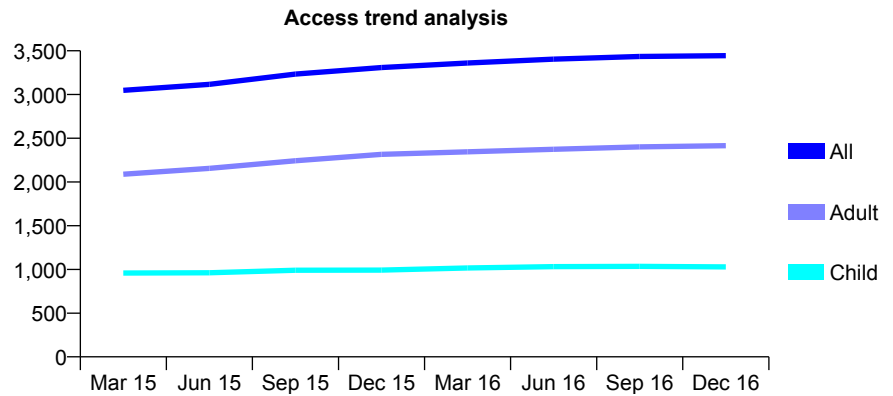
Q64 - Vital Signs At a Glance Contract Report for 911402/0001 - December 2016

Name or company name	MR CP MACPHERSON
Contract type name	GDS Contract
Purpose of contract	General
Contract start date	01/04/2006
Contract end date	

16/17 Contracted general activity (UDA)	10,642
Carry forward general activity (UDA)	39
16/17 Contracted orthodontic activity (UOA)	0
Carry forward orthodontic activity (UOA)	0
Baseline contract value	£288,118.32

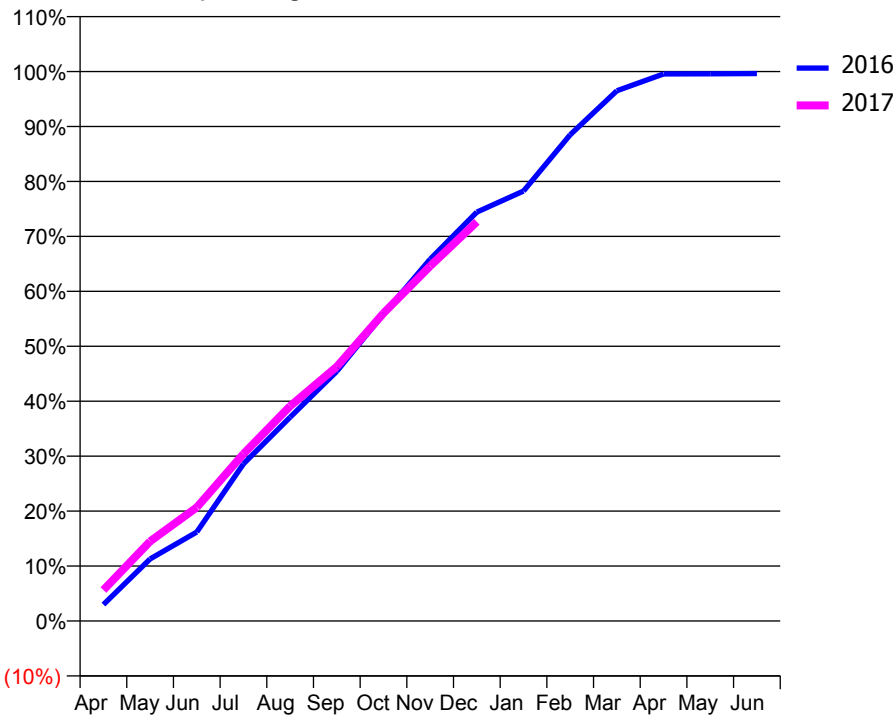
ACCESS*

Patients seen in 24 months	Total	Change since previous quarter
Quarter ending December 2015	3,308	
Quarter ending March 2016	3,361	→
Quarter ending June 2016	3,404	→
Quarter ending September 2016	3,435	→
Quarter ending December 2016	3,444	→
Variance since December 2015	4.1%	↑



ACTIVITY

Cumulative percentage of contracted UDA delivered 2016 & 2017



Month	Adjusted Scheduled Activity (UDA)	
	2016	2017
April	318	602
May	1,203	1,543
June	1,725	2,202
July	3,042	3,237
August	3,948	4,161
September	4,837	4,926
October	5,943	5,962
November	7,008	6,874
December	7,919	7,731
January	8,328	
February	9,416	
March	10,269	
April	10,594	
May	10,597	
June	10,603	

QUALITY

	Quantity	Base Number	Contract	AT	Region	England
% of FP17s for the same patient ID Re-attending within 3 months - Children	87	1,297	6.7%	9.7%	11.9%	12.4%
% of FP17s for the same patient ID Re-attending within 3 months - Adults	361	2,722	13.3%	14.2%	16.5%	16.6%
% of FP17s for the same patient ID Re-attending between 3 & 9 months - Children	886	1,297	68.3%	60.5%	60.2%	57.5%
% of FP17s for the same patient ID Re-attending between 3 & 9 months - Adults	1,750	2,722	64.3%	52.5%	52.0%	50.4%
% of FP17s for Band 1 Urgent Courses	212	3,819	5.6%	7.9%	9.5%	9.1%
% of FP17s Relating to Free Repair or Replacements	25	3,819	0.7%	0.8%	0.7%	0.8%
% of FP17s Relating to Continuations	15	3,819	0.4%	1.2%	1.2%	1.3%
% of Patients satisfied with the dentistry they have received	9	10	90.0%	92.7%	92.9%	92.7%
% of Patients satisfied with the time they had to wait for an appointment	10	10	100.0%	89.4%	88.8%	88.8%

* This is based on patients treated on this contract for their most recent course of treatment. Figures in italics indicate the base number of FP17s or Patient Questionnaire responses are less than 100. N/A is shown where the base number of responses is less than 10 during the period. % is calculated as Quantity/Base number*100

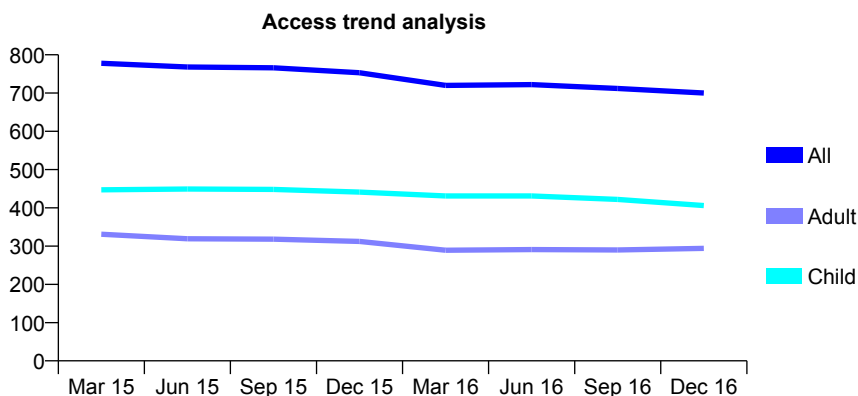
Q64 - Vital Signs At a Glance Contract Report for 912018/0002 - December 2016

Name or company name	MR JC MOORE
Contract type name	GDS Contract
Purpose of contract	General
Contract start date	01/04/2006
Contract end date	

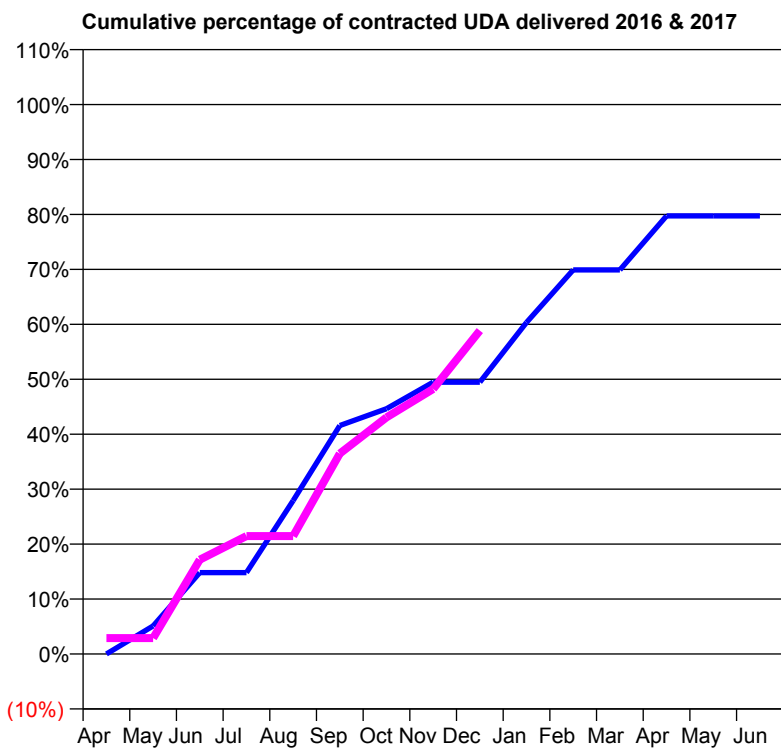
16/17 Contracted general activity (UDA)	1,882
Carry forward general activity (UDA)	0
16/17 Contracted orthodontic activity (UOA)	0
Carry forward orthodontic activity (UOA)	0
Baseline contract value	£39,583.56

ACCESS*

Patients seen in 24 months	Total	Change since previous quarter
Quarter ending December 2015	753	
Quarter ending March 2016	720	↓
Quarter ending June 2016	722	→
Quarter ending September 2016	712	↓
Quarter ending December 2016	700	↓
Variance since December 2015	(7.0%)	↓



ACTIVITY



Month	Adjusted Scheduled Activity (UDA)	
	2016	2017
April	0	54
May	121	54
June	350	323
July	350	404
August	659	404
September	981	687
October	1,054	811
November	1,167	908
December	1,167	1,108
January	1,424	
February	1,649	
March	1,649	
April	1,882	
May	1,882	
June	1,882	

QUALITY

	Quantity	Base Number	Contract	AT	Region	England
% of FP17s for the same patient ID Re-attending within 3 months - Children	43	542	7.9%	9.7%	11.9%	12.4%
% of FP17s for the same patient ID Re-attending within 3 months - Adults	51	287	17.8%	14.2%	16.5%	16.6%
% of FP17s for the same patient ID Re-attending between 3 & 9 months - Children	369	542	68.1%	60.5%	60.2%	57.5%
% of FP17s for the same patient ID Re-attending between 3 & 9 months - Adults	171	287	59.6%	52.5%	52.0%	50.4%
% of FP17s for Band 1 Urgent Courses	23	684	3.4%	7.9%	9.5%	9.1%
% of FP17s Relating to Free Repair or Replacements	0	684	0.0%	0.8%	0.7%	0.8%
% of FP17s Relating to Continuations	0	684	0.0%	1.2%	1.2%	1.3%
% of Patients satisfied with the dentistry they have received	1	1	N/A	92.7%	92.9%	92.7%
% of Patients satisfied with the time they had to wait for an appointment	1	1	N/A	89.4%	88.8%	88.8%

* This is based on patients treated on this contract for their most recent course of treatment. Figures in italics indicate the base number of FP17s or Patient Questionnaire responses are less than 100. N/A is shown where the base number of responses is less than 10 during the period. % is calculated as Quantity/Base number*100

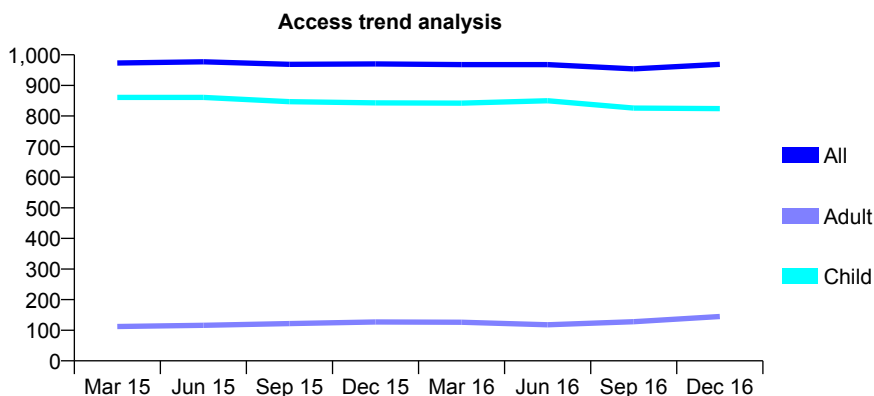
Q64 - Vital Signs At a Glance Contract Report for 914312/0001 - December 2016

Name or company name	MR IP SPEECHLEY
Contract type name	GDS Contract
Purpose of contract	General
Contract start date	01/04/2006
Contract end date	

16/17 Contracted general activity (UDA)	2,200
Carry forward general activity (UDA)	-8
16/17 Contracted orthodontic activity (UOA)	0
Carry forward orthodontic activity (UOA)	0
Baseline contract value	£49,189.85

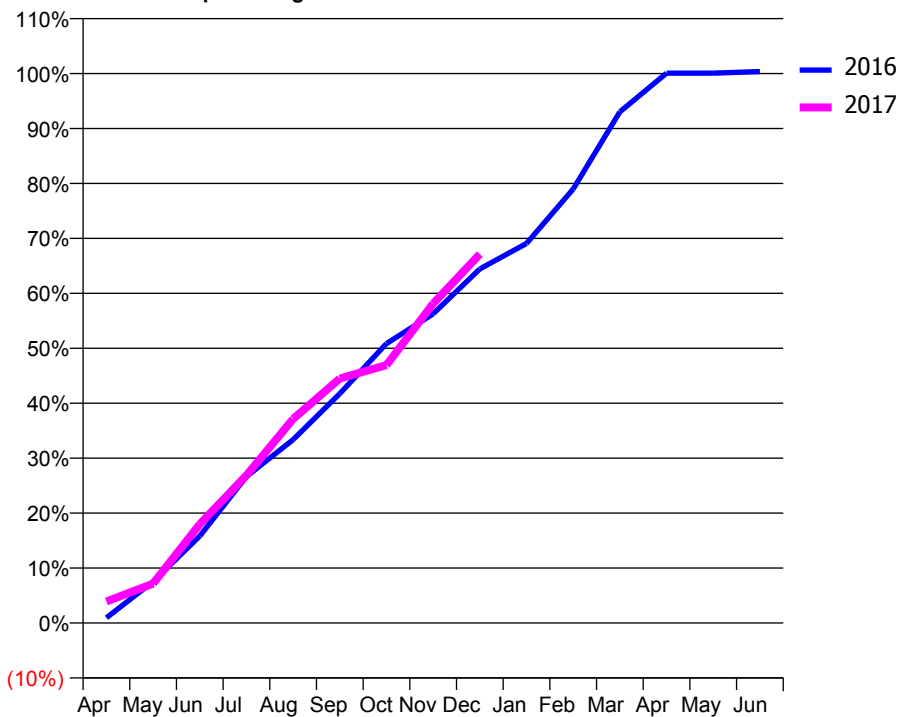
ACCESS*

Patients seen in 24 months	Total	Change since previous quarter
Quarter ending December 2015	970	
Quarter ending March 2016	968	→
Quarter ending June 2016	968	→
Quarter ending September 2016	954	↓
Quarter ending December 2016	969	→
Variance since December 2015	(0.1%)	→



ACTIVITY

Cumulative percentage of contracted UDA delivered 2016 & 2017



Month	Adjusted Scheduled Activity (UDA)	
	2016	2017
April	21	86
May	166	158
June	348	396
July	586	591
August	734	817
September	918	979
October	1,119	1,033
November	1,238	1,279
December	1,418	1,477
January	1,520	
February	1,738	
March	2,047	
April	2,202	
May	2,202	
June	2,208	

QUALITY

	Quantity	Base Number	Contract	AT	Region	England
% of FP17s for the same patient ID Re-attending within 3 months - Children	52	1,016	5.1%	9.7%	11.9%	12.4%
% of FP17s for the same patient ID Re-attending within 3 months - Adults	0	44	0.0%	14.2%	16.5%	16.6%
% of FP17s for the same patient ID Re-attending between 3 & 9 months - Children	696	1,016	68.5%	60.5%	60.2%	57.5%
% of FP17s for the same patient ID Re-attending between 3 & 9 months - Adults	33	44	75.0%	52.5%	52.0%	50.4%
% of FP17s for Band 1 Urgent Courses	0	983	0.0%	7.9%	9.5%	9.1%
% of FP17s Relating to Free Repair or Replacements	0	983	0.0%	0.8%	0.7%	0.8%
% of FP17s Relating to Continuations	0	983	0.0%	1.2%	1.2%	1.3%
% of Patients satisfied with the dentistry they have received	2	2	N/A	92.7%	92.9%	92.7%
% of Patients satisfied with the time they had to wait for an appointment	2	2	N/A	89.4%	88.8%	88.8%

* This is based on patients treated on this contract for their most recent course of treatment. Figures in italics indicate the base number of FP17s or Patient Questionnaire responses are less than 100. N/A is shown where the base number of responses is less than 10 during the period. % is calculated as Quantity/Base number*100

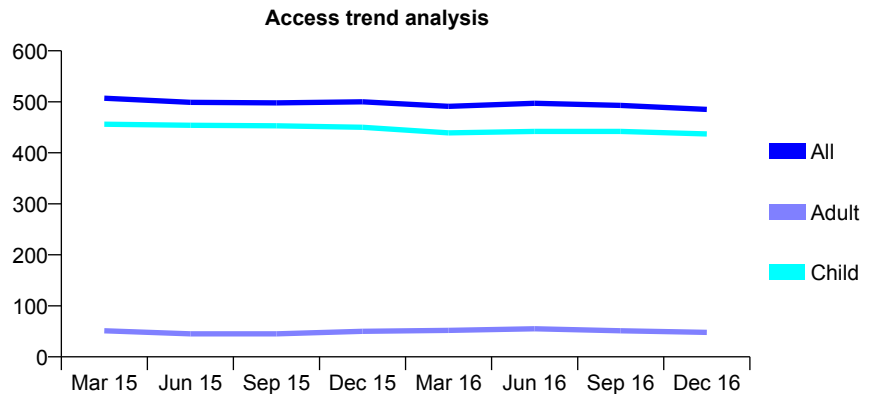
Q64 - Vital Signs At a Glance Contract Report for 914843/0001 - December 2016

Name or company name	MR RM BAKER
Contract type name	GDS Contract
Purpose of contract	General
Contract start date	01/04/2006
Contract end date	

16/17 Contracted general activity (UDA)	1,036
Carry forward general activity (UDA)	0
16/17 Contracted orthodontic activity (UOA)	0
Carry forward orthodontic activity (UOA)	0
Baseline contract value	£27,255.43

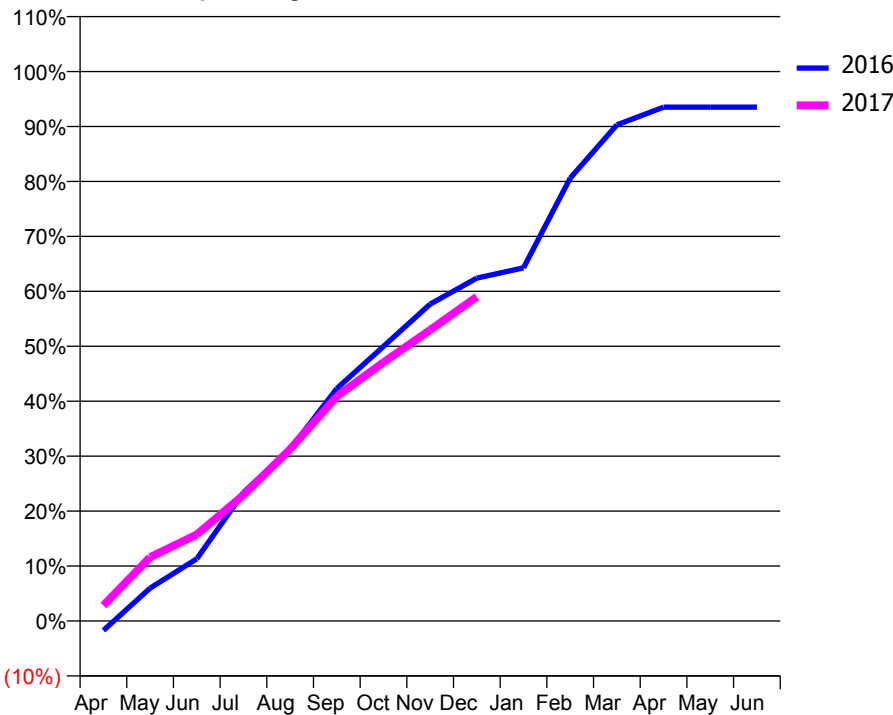
ACCESS*

Patients seen in 24 months	Total	Change since previous quarter
Quarter ending December 2015	500	
Quarter ending March 2016	491	↓
Quarter ending June 2016	497	→
Quarter ending September 2016	493	→
Quarter ending December 2016	485	↓
Variance since December 2015	(3.0%)	↓



ACTIVITY

Cumulative percentage of contracted UDA delivered 2016 & 2017



Month	Adjusted Scheduled Activity (UDA)	
	2016	2017
April	-18	29
May	62	120
June	117	163
July	242	237
August	324	324
September	438	424
October	518	488
November	597	549
December	647	611
January	666	
February	835	
March	935	
April	969	
May	969	
June	969	

QUALITY

	Quantity	Base Number	Contract	AT	Region	England
% of FP17s for the same patient ID Re-attending within 3 months - Children	45	426	10.6%	9.7%	11.9%	12.4%
% of FP17s for the same patient ID Re-attending within 3 months - Adults	1	15	6.7%	14.2%	16.5%	16.6%
% of FP17s for the same patient ID Re-attending between 3 & 9 months - Children	204	426	47.9%	60.5%	60.2%	57.5%
% of FP17s for the same patient ID Re-attending between 3 & 9 months - Adults	11	15	73.3%	52.5%	52.0%	50.4%
% of FP17s for Band 1 Urgent Courses	16	418	3.8%	7.9%	9.5%	9.1%
% of FP17s Relating to Free Repair or Replacements	0	418	0.0%	0.8%	0.7%	0.8%
% of FP17s Relating to Continuations	12	418	2.9%	1.2%	1.2%	1.3%
% of Patients satisfied with the dentistry they have received	0	0	N/A	92.7%	92.9%	92.7%
% of Patients satisfied with the time they had to wait for an appointment	0	0	N/A	89.4%	88.8%	88.8%

* This is based on patients treated on this contract for their most recent course of treatment. Figures in italics indicate the base number of FP17s or Patient Questionnaire responses are less than 100. N/A is shown where the base number of responses is less than 10 during the period. % is calculated as Quantity/Base number*100

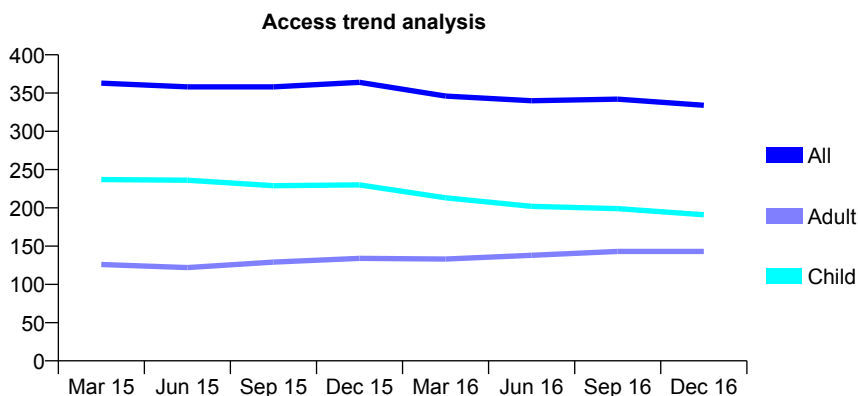
Q64 - Vital Signs At a Glance Contract Report for 915203/0001 - December 2016

Name or company name	MISS SL WATT
Contract type name	GDS Contract
Purpose of contract	General
Contract start date	01/04/2006
Contract end date	

16/17 Contracted general activity (UDA)	790
Carry forward general activity (UDA)	0
16/17 Contracted orthodontic activity (UOA)	0
Carry forward orthodontic activity (UOA)	0
Baseline contract value	£16,696.20

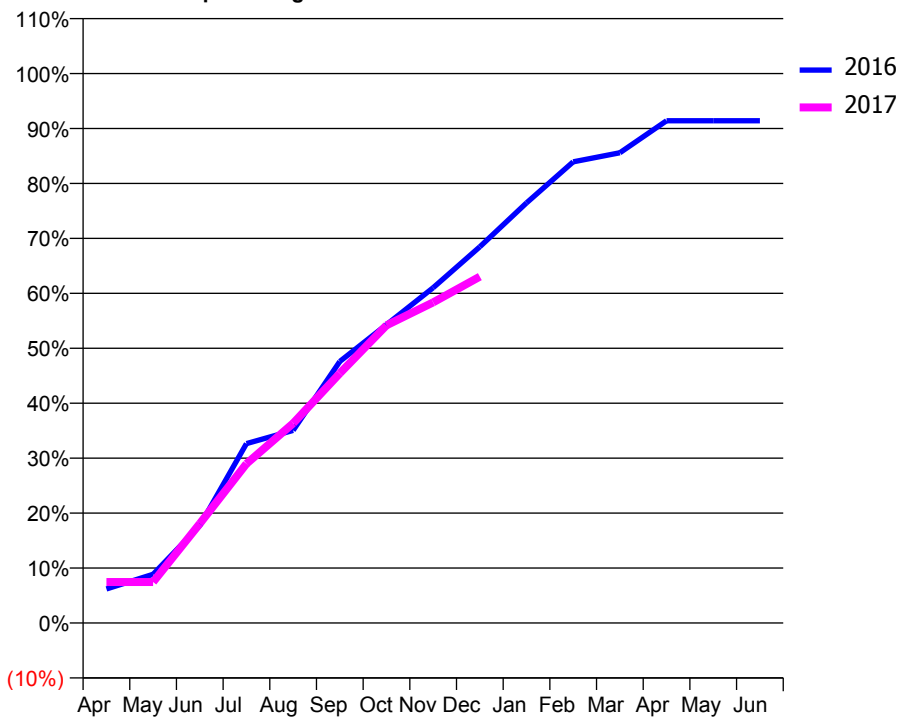
ACCESS*

Patients seen in 24 months	Total	Change since previous quarter
Quarter ending December 2015	364	
Quarter ending March 2016	346	↓
Quarter ending June 2016	340	↓
Quarter ending September 2016	342	→
Quarter ending December 2016	334	↓
Variance since December 2015	(8.2%)	↓



ACTIVITY

Cumulative percentage of contracted UDA delivered 2016 & 2017



Adjusted Scheduled Activity (UDA)

Month	2016	2017
April	49	59
May	70	59
June	140	143
July	258	229
August	277	287
September	376	359
October	429	428
November	482	461
December	541	498
January	604	
February	663	
March	676	
April	722	
May	722	
June	722	

QUALITY

	Quantity	Base Number	Contract	AT	Region	England
% of FP17s for the same patient ID Re-attending within 3 months - Children	14	271	5.2%	9.7%	11.9%	12.4%
% of FP17s for the same patient ID Re-attending within 3 months - Adults	8	118	6.8%	14.2%	16.5%	16.6%
% of FP17s for the same patient ID Re-attending between 3 & 9 months - Children	194	271	71.6%	60.5%	60.2%	57.5%
% of FP17s for the same patient ID Re-attending between 3 & 9 months - Adults	69	118	58.5%	52.5%	52.0%	50.4%
% of FP17s for Band 1 Urgent Courses	0	340	0.0%	7.9%	9.5%	9.1%
% of FP17s Relating to Free Repair or Replacements	0	340	0.0%	0.8%	0.7%	0.8%
% of FP17s Relating to Continuations	8	340	2.4%	1.2%	1.2%	1.3%
% of Patients satisfied with the dentistry they have received	2	2	N/A	92.7%	92.9%	92.7%
% of Patients satisfied with the time they had to wait for an appointment	1	2	N/A	89.4%	88.8%	88.8%

* This is based on patients treated on this contract for their most recent course of treatment. Figures in italics indicate the base number of FP17s or Patient Questionnaire responses are less than 100. N/A is shown where the base number of responses is less than 10 during the period. % is calculated as Quantity/Base number*100

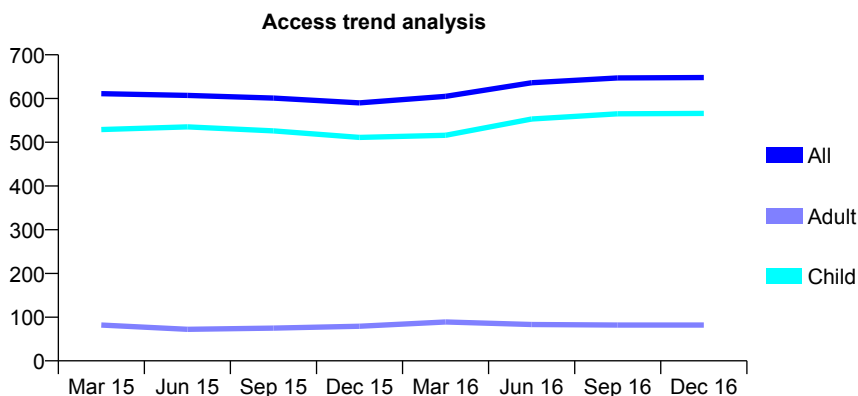
Q64 - Vital Signs At a Glance Contract Report for 917532/0001 - December 2016

Name or company name	MR RD SWINSON
Contract type name	GDS Contract
Purpose of contract	General
Contract start date	01/04/2006
Contract end date	

16/17 Contracted general activity (UDA)	1,450
Carry forward general activity (UDA)	15
16/17 Contracted orthodontic activity (UOA)	0
Carry forward orthodontic activity (UOA)	0
Baseline contract value	£33,349.27

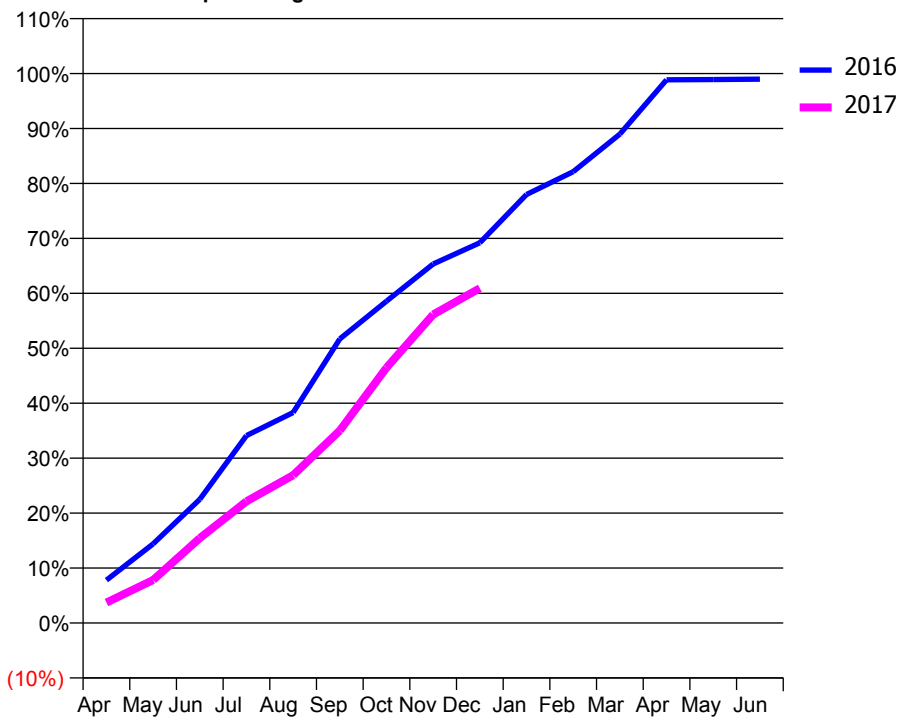
ACCESS*

Patients seen in 24 months	Total	Change since previous quarter
Quarter ending December 2015	590	
Quarter ending March 2016	605	↑
Quarter ending June 2016	636	↑
Quarter ending September 2016	647	→
Quarter ending December 2016	648	→
Variance since December 2015	9.8%	↑



ACTIVITY

Cumulative percentage of contracted UDA delivered 2016 & 2017



Month	Adjusted Scheduled Activity (UDA)	
	2016	2017
April	113	54
May	209	114
June	326	224
July	494	321
August	556	390
September	750	508
October	849	674
November	947	814
December	1,003	883
January	1,131	
February	1,191	
March	1,290	
April	1,433	
May	1,434	
June	1,435	

QUALITY

	Quantity	Base Number	Contract	AT	Region	England
% of FP17s for the same patient ID Re-attending within 3 months - Children	35	753	4.6%	9.7%	11.9%	12.4%
% of FP17s for the same patient ID Re-attending within 3 months - Adults	0	26	0.0%	14.2%	16.5%	16.6%
% of FP17s for the same patient ID Re-attending between 3 & 9 months - Children	479	753	63.6%	60.5%	60.2%	57.5%
% of FP17s for the same patient ID Re-attending between 3 & 9 months - Adults	16	26	61.5%	52.5%	52.0%	50.4%
% of FP17s for Band 1 Urgent Courses	17	665	2.6%	7.9%	9.5%	9.1%
% of FP17s Relating to Free Repair or Replacements	0	665	0.0%	0.8%	0.7%	0.8%
% of FP17s Relating to Continuations	0	665	0.0%	1.2%	1.2%	1.3%
% of Patients satisfied with the dentistry they have received	0	1	N/A	92.7%	92.9%	92.7%
% of Patients satisfied with the time they had to wait for an appointment	0	1	N/A	89.4%	88.8%	88.8%

* This is based on patients treated on this contract for their most recent course of treatment. Figures in italics indicate the base number of FP17s or Patient Questionnaire responses are less than 100. N/A is shown where the base number of responses is less than 10 during the period. % is calculated as Quantity/Base number*100

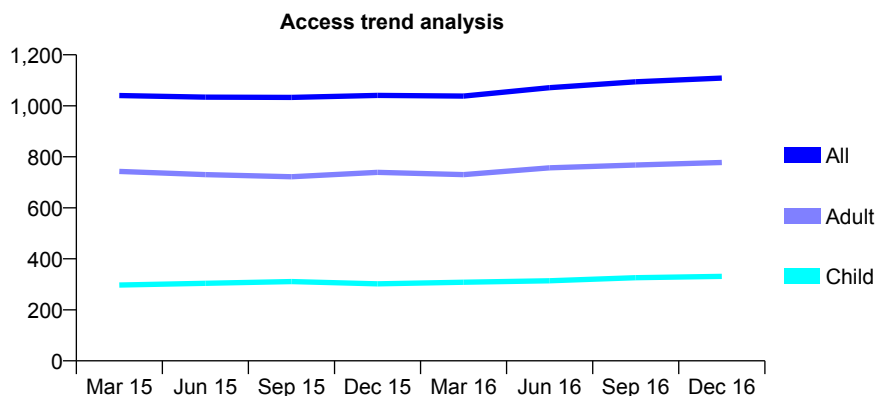
Q64 - Vital Signs At a Glance Contract Report for 917591/0001 - December 2016

Name or company name	MISS JE TIDMARSH
Contract type name	GDS Contract
Purpose of contract	General
Contract start date	01/04/2006
Contract end date	

16/17 Contracted general activity (UDA)	1,190
Carry forward general activity (UDA)	-13
16/17 Contracted orthodontic activity (UOA)	0
Carry forward orthodontic activity (UOA)	0
Baseline contract value	£28,117.76

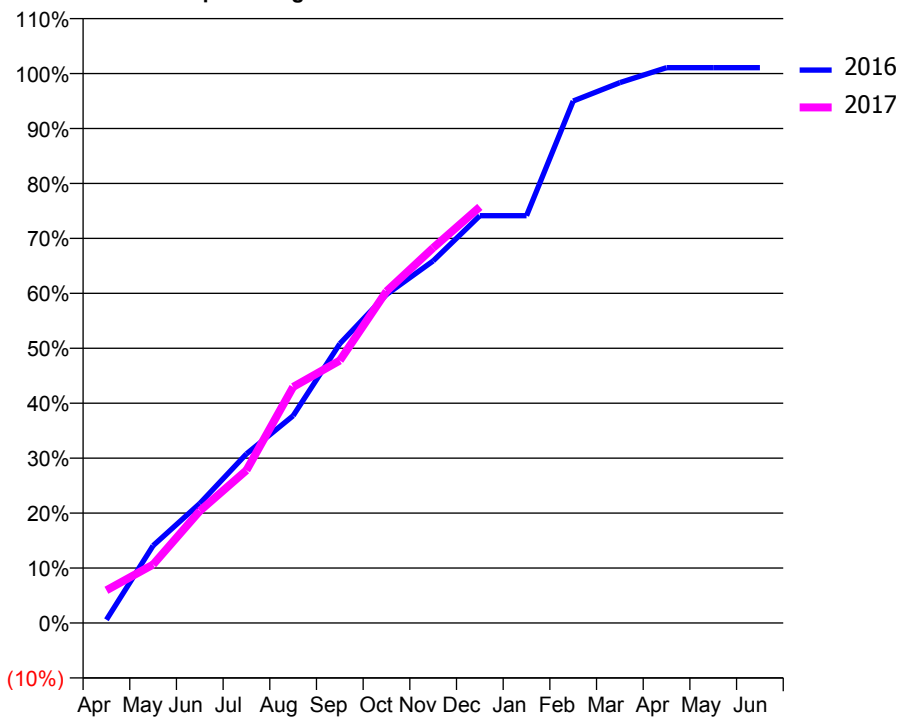
ACCESS*

Patients seen in 24 months	Total	Change since previous quarter
Quarter ending December 2015	1,041	
Quarter ending March 2016	1,038	→
Quarter ending June 2016	1,071	↑
Quarter ending September 2016	1,094	↑
Quarter ending December 2016	1,109	→
Variance since December 2015	6.5%	↑



ACTIVITY

Cumulative percentage of contracted UDA delivered 2016 & 2017



Month	Adjusted Scheduled Activity (UDA)	
	2016	2017
April	7	71
May	168	127
June	259	243
July	366	331
August	449	511
September	605	568
October	711	718
November	784	813
December	882	901
January	882	
February	1,130	
March	1,170	
April	1,203	
May	1,203	
June	1,203	

QUALITY

	Quantity	Base Number	Contract	AT	Region	England
% of FP17s for the same patient ID Re-attending within 3 months - Children	21	361	5.8%	9.7%	11.9%	12.4%
% of FP17s for the same patient ID Re-attending within 3 months - Adults	130	908	14.3%	14.2%	16.5%	16.6%
% of FP17s for the same patient ID Re-attending between 3 & 9 months - Children	183	361	50.7%	60.5%	60.2%	57.5%
% of FP17s for the same patient ID Re-attending between 3 & 9 months - Adults	438	908	48.2%	52.5%	52.0%	50.4%
% of FP17s for Band 1 Urgent Courses	26	483	5.4%	7.9%	9.5%	9.1%
% of FP17s Relating to Free Repair or Replacements	0	483	0.0%	0.8%	0.7%	0.8%
% of FP17s Relating to Continuations	4	483	0.8%	1.2%	1.2%	1.3%
% of Patients satisfied with the dentistry they have received	2	3	N/A	92.7%	92.9%	92.7%
% of Patients satisfied with the time they had to wait for an appointment	2	3	N/A	89.4%	88.8%	88.8%

* This is based on patients treated on this contract for their most recent course of treatment. Figures in italics indicate the base number of FP17s or Patient Questionnaire responses are less than 100. N/A is shown where the base number of responses is less than 10 during the period. % is calculated as Quantity/Base number*100

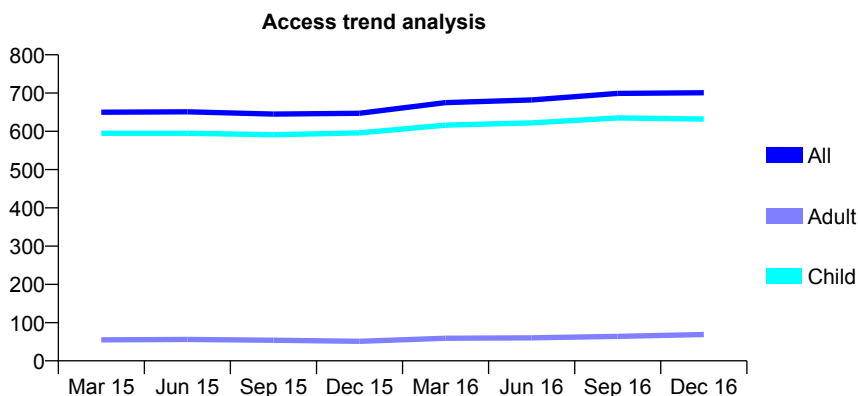
Q64 - Vital Signs At a Glance Contract Report for 917869/0001 - December 2016

Name or company name	MR PM MCVEIGH
Contract type name	GDS Contract
Purpose of contract	General
Contract start date	01/04/2006
Contract end date	

16/17 Contracted general activity (UDA)	2,100
Carry forward general activity (UDA)	0
16/17 Contracted orthodontic activity (UOA)	0
Carry forward orthodontic activity (UOA)	0
Baseline contract value	£43,309.60

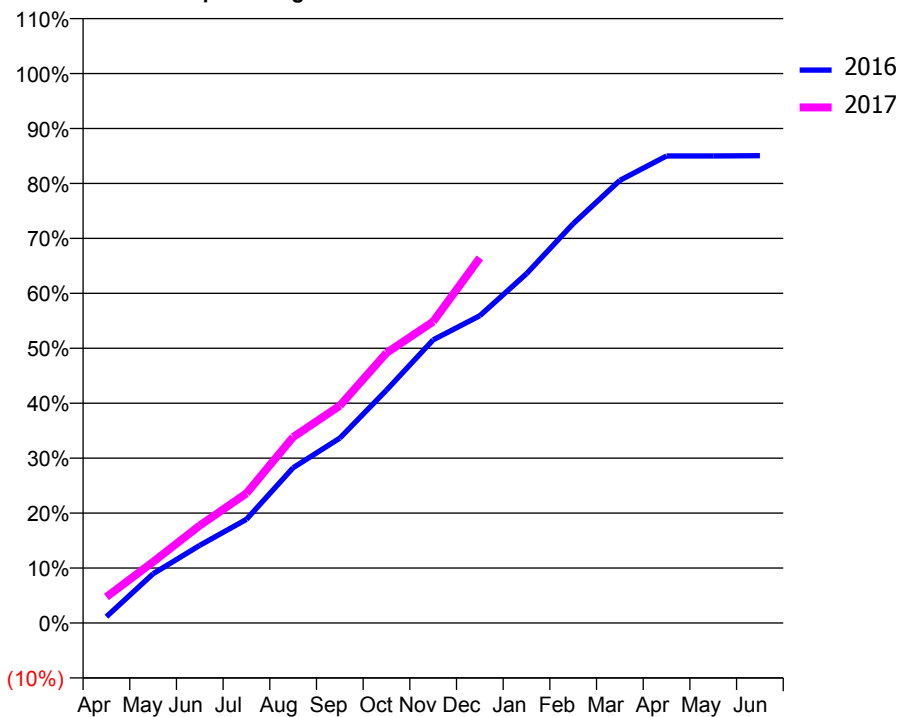
ACCESS*

Patients seen in 24 months	Total	Change since previous quarter
Quarter ending December 2015	647	
Quarter ending March 2016	675	↑
Quarter ending June 2016	682	→
Quarter ending September 2016	699	↑
Quarter ending December 2016	701	→
Variance since December 2015	8.3%	↑



ACTIVITY

Cumulative percentage of contracted UDA delivered 2016 & 2017



Month	Adjusted Scheduled Activity (UDA)	
	2016	2017
April	24	100
May	188	233
June	297	373
July	396	496
August	593	711
September	706	830
October	890	1,032
November	1,082	1,152
December	1,174	1,395
January	1,335	
February	1,526	
March	1,692	
April	1,785	
May	1,785	
June	1,786	

QUALITY

	Quantity	Base Number	Contract	AT	Region	England
% of FP17s for the same patient ID Re-attending within 3 months - Children	58	862	6.7%	9.7%	11.9%	12.4%
% of FP17s for the same patient ID Re-attending within 3 months - Adults	0	0	N/A	14.2%	16.5%	16.6%
% of FP17s for the same patient ID Re-attending between 3 & 9 months - Children	600	862	69.6%	60.5%	60.2%	57.5%
% of FP17s for the same patient ID Re-attending between 3 & 9 months - Adults	0	0	N/A	52.5%	52.0%	50.4%
% of FP17s for Band 1 Urgent Courses	42	810	5.2%	7.9%	9.5%	9.1%
% of FP17s Relating to Free Repair or Replacements	0	810	0.0%	0.8%	0.7%	0.8%
% of FP17s Relating to Continuations	0	810	0.0%	1.2%	1.2%	1.3%
% of Patients satisfied with the dentistry they have received	0	0	N/A	92.7%	92.9%	92.7%
% of Patients satisfied with the time they had to wait for an appointment	0	0	N/A	89.4%	88.8%	88.8%

* This is based on patients treated on this contract for their most recent course of treatment. Figures in italics indicate the base number of FP17s or Patient Questionnaire responses are less than 100. N/A is shown where the base number of responses is less than 10 during the period. % is calculated as Quantity/Base number*100

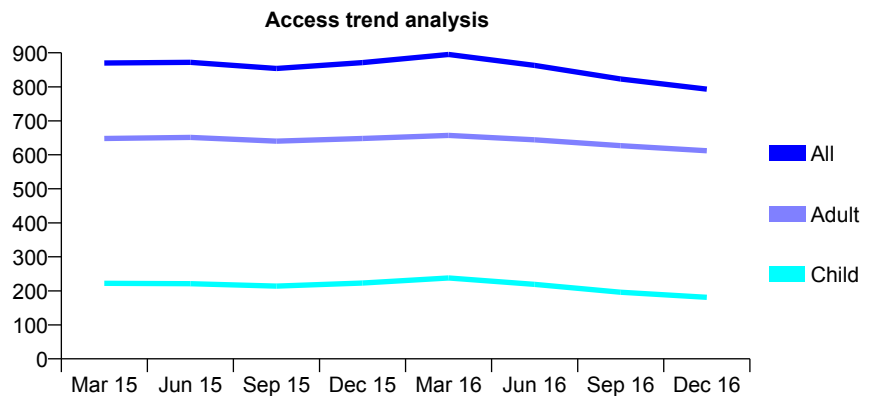
Q64 - Vital Signs At a Glance Contract Report for 918636/0001 - December 2016

Name or company name	MR KH GEORGE
Contract type name	GDS Contract
Purpose of contract	General
Contract start date	01/04/2006
Contract end date	

16/17 Contracted general activity (UDA)	2,646
Carry forward general activity (UDA)	-41
16/17 Contracted orthodontic activity (UOA)	0
Carry forward orthodontic activity (UOA)	0
Baseline contract value	£61,418.17

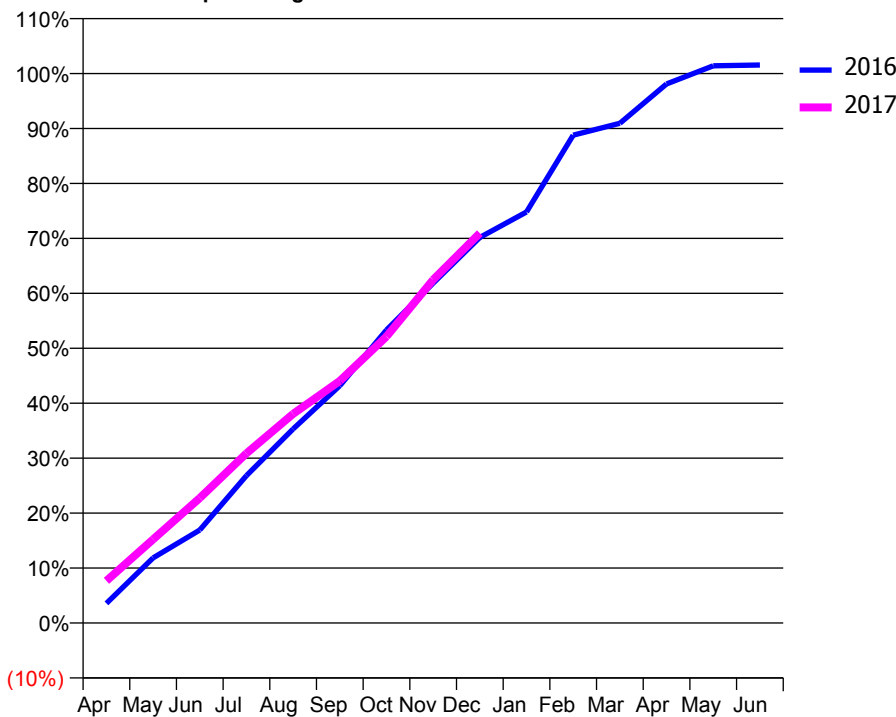
ACCESS*

Patients seen in 24 months	Total	Change since previous quarter
Quarter ending December 2015	871	
Quarter ending March 2016	895	↑
Quarter ending June 2016	863	↓
Quarter ending September 2016	823	↓
Quarter ending December 2016	793	↓
Variance since December 2015	(9.0%)	↓



ACTIVITY

Cumulative percentage of contracted UDA delivered 2016 & 2017



Month	Adjusted Scheduled Activity (UDA)	
	2016	2017
April	95	203
May	313	403
June	448	602
July	710	817
August	935	1,007
September	1,143	1,166
October	1,411	1,380
November	1,636	1,653
December	1,857	1,877
January	1,979	
February	2,349	
March	2,407	
April	2,596	
May	2,683	
June	2,687	

QUALITY

	Quantity	Base Number	Contract	AT	Region	England
% of FP17s for the same patient ID Re-attending within 3 months - Children	32	240	13.3%	9.7%	11.9%	12.4%
% of FP17s for the same patient ID Re-attending within 3 months - Adults	171	788	21.7%	14.2%	16.5%	16.6%
% of FP17s for the same patient ID Re-attending between 3 & 9 months - Children	128	240	53.3%	60.5%	60.2%	57.5%
% of FP17s for the same patient ID Re-attending between 3 & 9 months - Adults	408	788	51.8%	52.5%	52.0%	50.4%
% of FP17s for Band 1 Urgent Courses	87	876	9.9%	7.9%	9.5%	9.1%
% of FP17s Relating to Free Repair or Replacements	7	876	0.8%	0.8%	0.7%	0.8%
% of FP17s Relating to Continuations	10	876	1.1%	1.2%	1.2%	1.3%
% of Patients satisfied with the dentistry they have received	2	2	N/A	92.7%	92.9%	92.7%
% of Patients satisfied with the time they had to wait for an appointment	2	2	N/A	89.4%	88.8%	88.8%

* This is based on patients treated on this contract for their most recent course of treatment. Figures in italics indicate the base number of FP17s or Patient Questionnaire responses are less than 100. N/A is shown where the base number of responses is less than 10 during the period. % is calculated as Quantity/Base number*100

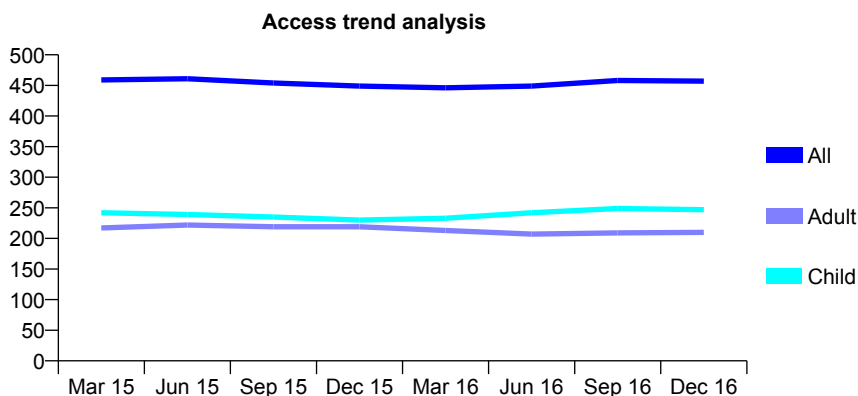
Q64 - Vital Signs At a Glance Contract Report for 919748/0001 - December 2016

Name or company name	MR RJ SMILLIE
Contract type name	GDS Contract
Purpose of contract	General
Contract start date	01/04/2006
Contract end date	

16/17 Contracted general activity (UDA)	2,240
Carry forward general activity (UDA)	0
16/17 Contracted orthodontic activity (UOA)	0
Carry forward orthodontic activity (UOA)	0
Baseline contract value	£52,262.92

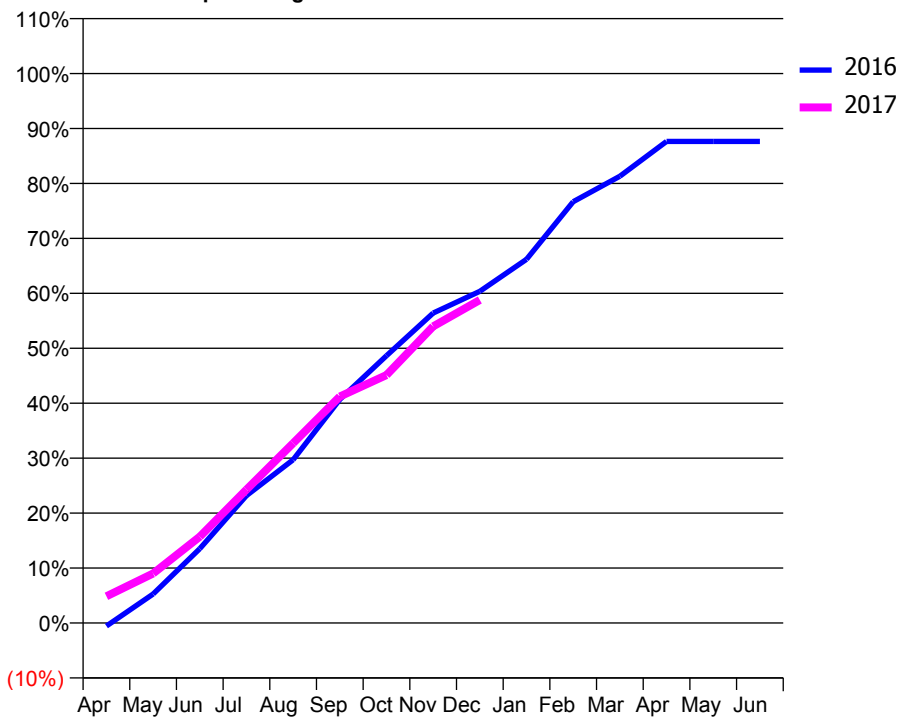
ACCESS*

Patients seen in 24 months	Total	Change since previous quarter
Quarter ending December 2015	449	
Quarter ending March 2016	446	→
Quarter ending June 2016	449	→
Quarter ending September 2016	458	↑
Quarter ending December 2016	457	→
Variance since December 2015	1.8%	→



ACTIVITY

Cumulative percentage of contracted UDA delivered 2016 & 2017



Month	Adjusted Scheduled Activity (UDA)	
	2016	2017
April	-13	109
May	118	202
June	303	352
July	519	544
August	665	733
September	911	923
October	1,089	1,011
November	1,263	1,209
December	1,352	1,317
January	1,482	
February	1,717	
March	1,821	
April	1,963	
May	1,963	
June	1,963	

QUALITY

	Quantity	Base Number	Contract	AT	Region	England
% of FP17s for the same patient ID Re-attending within 3 months - Children	30	326	9.2%	9.7%	11.9%	12.4%
% of FP17s for the same patient ID Re-attending within 3 months - Adults	40	238	16.8%	14.2%	16.5%	16.6%
% of FP17s for the same patient ID Re-attending between 3 & 9 months - Children	207	326	63.5%	60.5%	60.2%	57.5%
% of FP17s for the same patient ID Re-attending between 3 & 9 months - Adults	154	238	64.7%	52.5%	52.0%	50.4%
% of FP17s for Band 1 Urgent Courses	0	506	0.0%	7.9%	9.5%	9.1%
% of FP17s Relating to Free Repair or Replacements	0	506	0.0%	0.8%	0.7%	0.8%
% of FP17s Relating to Continuations	0	506	0.0%	1.2%	1.2%	1.3%
% of Patients satisfied with the dentistry they have received	1	1	N/A	92.7%	92.9%	92.7%
% of Patients satisfied with the time they had to wait for an appointment	1	1	N/A	89.4%	88.8%	88.8%

* This is based on patients treated on this contract for their most recent course of treatment. Figures in italics indicate the base number of FP17s or Patient Questionnaire responses are less than 100. N/A is shown where the base number of responses is less than 10 during the period. % is calculated as Quantity/Base number*100

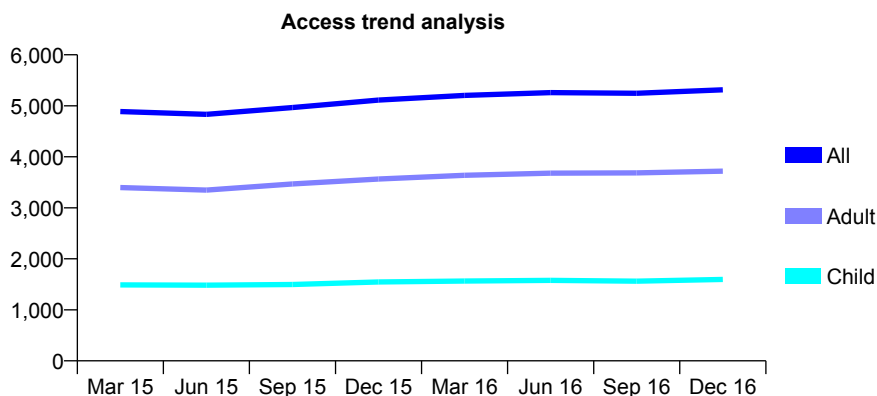
Q64 - Vital Signs At a Glance Contract Report for 921092/0001 - December 2016

Name or company name	MR AM WILSON
Contract type name	GDS Contract
Purpose of contract	General
Contract start date	01/04/2006
Contract end date	

16/17 Contracted general activity (UDA)	12,500
Carry forward general activity (UDA)	0
16/17 Contracted orthodontic activity (UOA)	0
Carry forward orthodontic activity (UOA)	0
Baseline contract value	£295,637.16

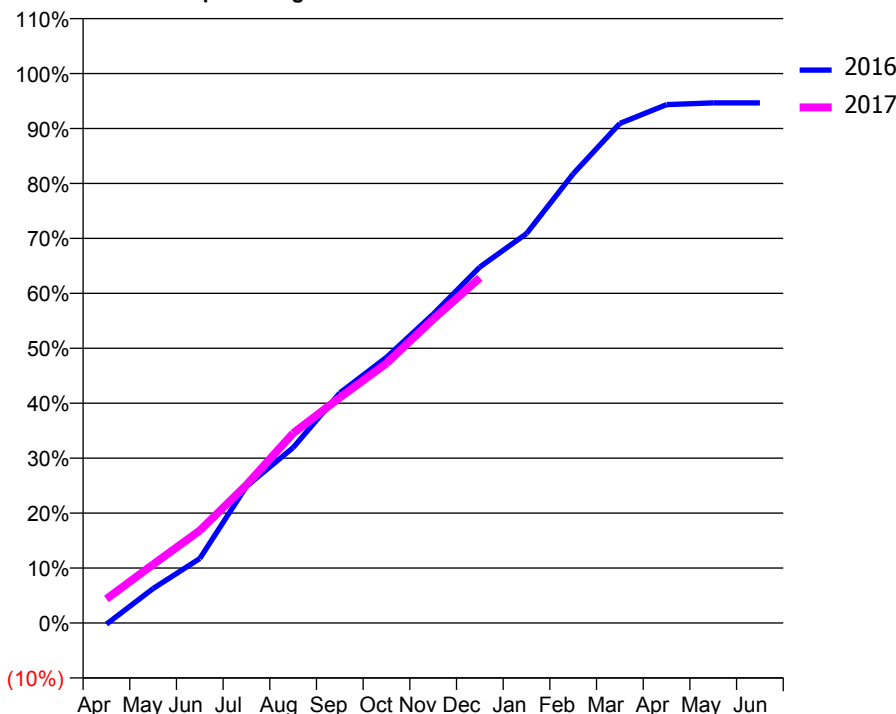
ACCESS*

Patients seen in 24 months	Total	Change since previous quarter
Quarter ending December 2015	5,113	
Quarter ending March 2016	5,203	→
Quarter ending June 2016	5,258	→
Quarter ending September 2016	5,246	→
Quarter ending December 2016	5,314	→
Variance since December 2015	3.9%	↑



ACTIVITY

Cumulative percentage of contracted UDA delivered 2016 & 2017



Month	Adjusted Scheduled Activity (UDA)	
	2016	2017
April	-29	547
May	783	1,334
June	1,467	2,103
July	3,110	3,140
August	3,990	4,317
September	5,233	5,129
October	6,045	5,906
November	7,028	6,913
December	8,097	7,852
January	8,859	
February	10,217	
March	11,364	
April	11,793	
May	11,830	
June	11,830	

QUALITY

	Quantity	Base Number	Contract	AT	Region	England
% of FP17s for the same patient ID Re-attending within 3 months - Children	129	1,687	7.6%	9.7%	11.9%	12.4%
% of FP17s for the same patient ID Re-attending within 3 months - Adults	599	4,008	14.9%	14.2%	16.5%	16.6%
% of FP17s for the same patient ID Re-attending between 3 & 9 months - Children	941	1,687	55.8%	60.5%	60.2%	57.5%
% of FP17s for the same patient ID Re-attending between 3 & 9 months - Adults	2,283	4,008	57.0%	52.5%	52.0%	50.4%
% of FP17s for Band 1 Urgent Courses	356	4,726	7.5%	7.9%	9.5%	9.1%
% of FP17s Relating to Free Repair or Replacements	39	4,726	0.8%	0.8%	0.7%	0.8%
% of FP17s Relating to Continuations	36	4,726	0.8%	1.2%	1.2%	1.3%
% of Patients satisfied with the dentistry they have received	7	9	N/A	92.7%	92.9%	92.7%
% of Patients satisfied with the time they had to wait for an appointment	8	9	N/A	89.4%	88.8%	88.8%

* This is based on patients treated on this contract for their most recent course of treatment. Figures in italics indicate the base number of FP17s or Patient Questionnaire responses are less than 100. N/A is shown where the base number of responses is less than 10 during the period. % is calculated as Quantity/Base number*100

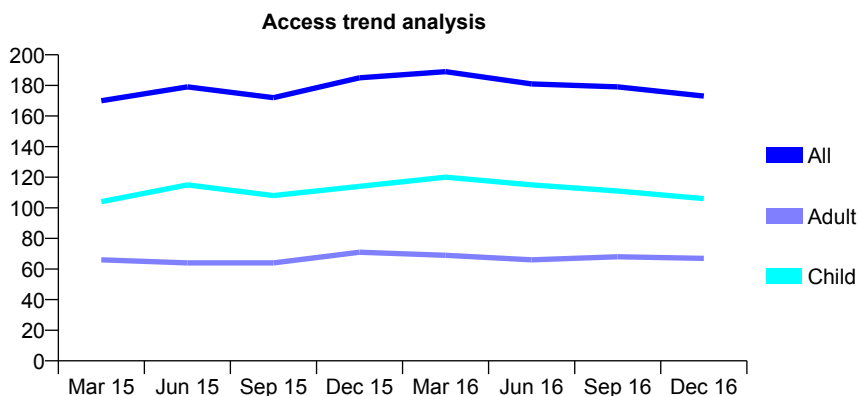
Q64 - Vital Signs At a Glance Contract Report for 923257/0002 - December 2016

Name or company name	MISS LD BREEZE
Contract type name	GDS Contract
Purpose of contract	General
Contract start date	08/05/2007
Contract end date	

16/17 Contracted general activity (UDA)	400
Carry forward general activity (UDA)	-8
16/17 Contracted orthodontic activity (UOA)	0
Carry forward orthodontic activity (UOA)	0
Baseline contract value	£11,249.02

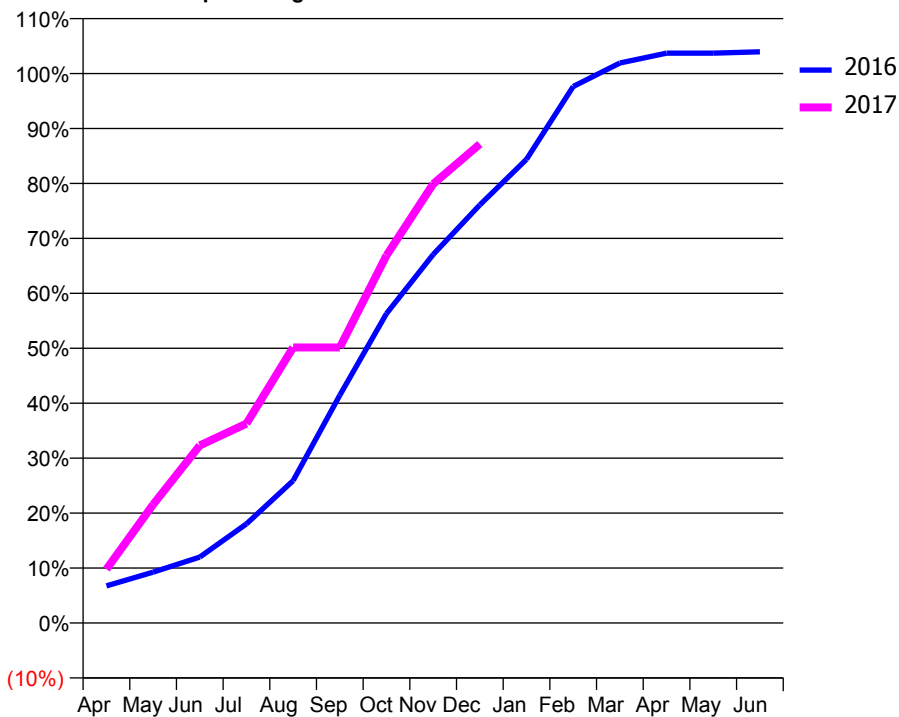
ACCESS*

Patients seen in 24 months	Total	Change since previous quarter
Quarter ending December 2015	185	
Quarter ending March 2016	189	↑
Quarter ending June 2016	181	↓
Quarter ending September 2016	179	↓
Quarter ending December 2016	173	↓
Variance since December 2015	(6.5%)	↓



ACTIVITY

Cumulative percentage of contracted UDA delivered 2016 & 2017



Month	Adjusted Scheduled Activity (UDA)	
	2016	2017
April	27	39
May	37	86
June	48	129
July	72	145
August	104	201
September	166	201
October	225	268
November	268	320
December	304	349
January	338	
February	391	
March	408	
April	415	
May	415	
June	416	

QUALITY

	Quantity	Base Number	Contract	AT	Region	England
% of FP17s for the same patient ID Re-attending within 3 months - Children	16	153	10.5%	9.7%	11.9%	12.4%
% of FP17s for the same patient ID Re-attending within 3 months - Adults	8	55	14.5%	14.2%	16.5%	16.6%
% of FP17s for the same patient ID Re-attending between 3 & 9 months - Children	104	153	68.0%	60.5%	60.2%	57.5%
% of FP17s for the same patient ID Re-attending between 3 & 9 months - Adults	37	55	67.3%	52.5%	52.0%	50.4%
% of FP17s for Band 1 Urgent Courses	3	203	1.5%	7.9%	9.5%	9.1%
% of FP17s Relating to Free Repair or Replacements	0	203	0.0%	0.8%	0.7%	0.8%
% of FP17s Relating to Continuations	5	203	2.5%	1.2%	1.2%	1.3%
% of Patients satisfied with the dentistry they have received	0	0	N/A	92.7%	92.9%	92.7%
% of Patients satisfied with the time they had to wait for an appointment	0	0	N/A	89.4%	88.8%	88.8%

* This is based on patients treated on this contract for their most recent course of treatment. Figures in italics indicate the base number of FP17s or Patient Questionnaire responses are less than 100. N/A is shown where the base number of responses is less than 10 during the period. % is calculated as Quantity/Base number*100

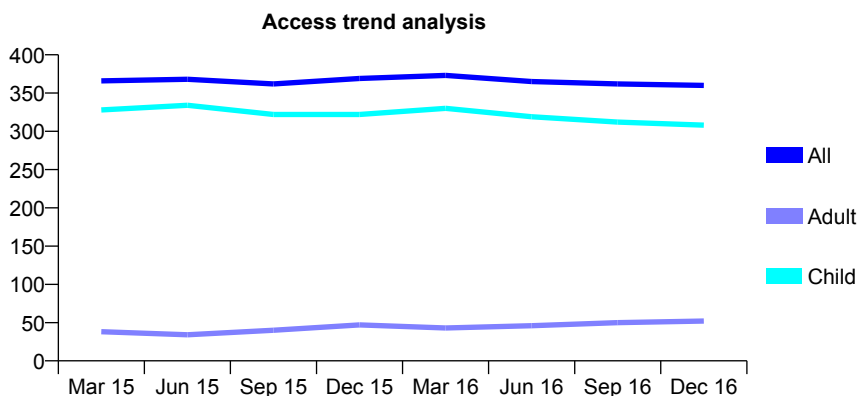
Q64 - Vital Signs At a Glance Contract Report for 933082/0001 - December 2016

Name or company name	MR RJ ELSEY
Contract type name	GDS Contract
Purpose of contract	General
Contract start date	01/04/2006
Contract end date	

16/17 Contracted general activity (UDA)	625
Carry forward general activity (UDA)	0
16/17 Contracted orthodontic activity (UOA)	0
Carry forward orthodontic activity (UOA)	0
Baseline contract value	£13,960.13

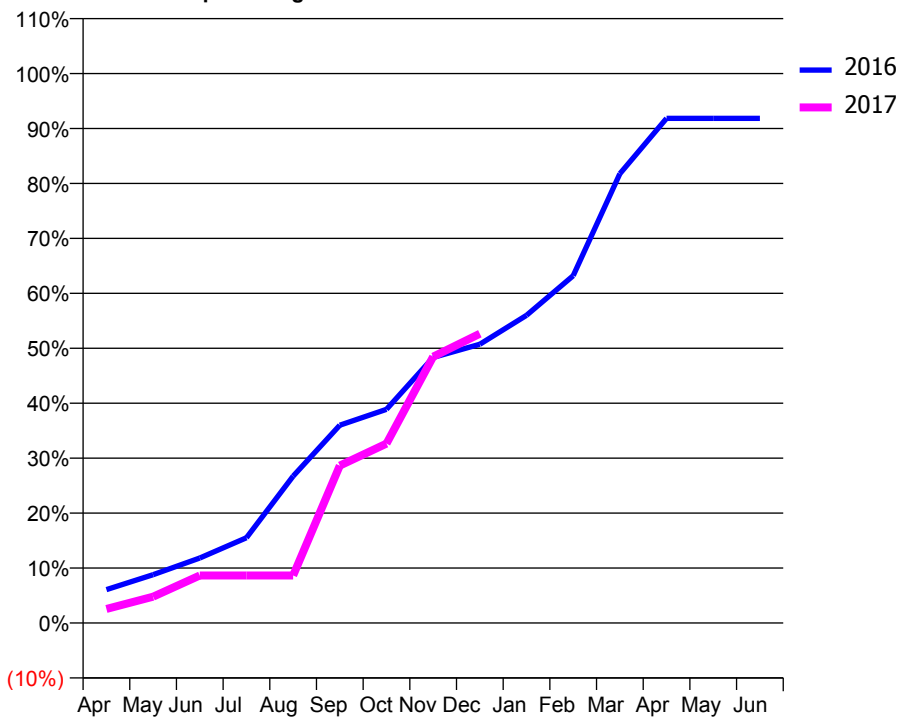
ACCESS*

Patients seen in 24 months	Total	Change since previous quarter
Quarter ending December 2015	369	
Quarter ending March 2016	373	→
Quarter ending June 2016	365	↓
Quarter ending September 2016	362	→
Quarter ending December 2016	360	→
Variance since December 2015	(2.4%)	↓



ACTIVITY

Cumulative percentage of contracted UDA delivered 2016 & 2017



Month	Adjusted Scheduled Activity (UDA)	
	2016	2017
April	38	16
May	55	30
June	74	54
July	97	54
August	167	54
September	225	179
October	243	204
November	302	303
December	317	329
January	350	
February	395	
March	511	
April	574	
May	574	
June	574	

QUALITY

	Quantity	Base Number	Contract	AT	Region	England
% of FP17s for the same patient ID Re-attending within 3 months - Children	22	286	7.7%	9.7%	11.9%	12.4%
% of FP17s for the same patient ID Re-attending within 3 months - Adults	0	8	0.0%	14.2%	16.5%	16.6%
% of FP17s for the same patient ID Re-attending between 3 & 9 months - Children	159	286	55.6%	60.5%	60.2%	57.5%
% of FP17s for the same patient ID Re-attending between 3 & 9 months - Adults	6	8	75.0%	52.5%	52.0%	50.4%
% of FP17s for Band 1 Urgent Courses	0	223	0.0%	7.9%	9.5%	9.1%
% of FP17s Relating to Free Repair or Replacements	0	223	0.0%	0.8%	0.7%	0.8%
% of FP17s Relating to Continuations	0	223	0.0%	1.2%	1.2%	1.3%
% of Patients satisfied with the dentistry they have received	2	2	N/A	92.7%	92.9%	92.7%
% of Patients satisfied with the time they had to wait for an appointment	2	2	N/A	89.4%	88.8%	88.8%

* This is based on patients treated on this contract for their most recent course of treatment. Figures in italics indicate the base number of FP17s or Patient Questionnaire responses are less than 100. N/A is shown where the base number of responses is less than 10 during the period. % is calculated as Quantity/Base number*100

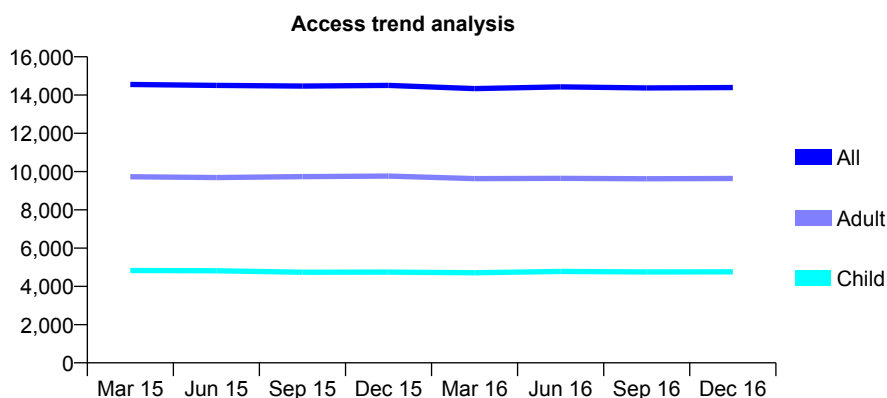
Q64 - Vital Signs At a Glance Contract Report for 936944/0001 - December 2016

Name or company name	MRS S IRAVANI
Contract type name	GDS Contract
Purpose of contract	General
Contract start date	01/04/2006
Contract end date	

16/17 Contracted general activity (UDA)	37,752
Carry forward general activity (UDA)	60
16/17 Contracted orthodontic activity (UOA)	0
Carry forward orthodontic activity (UOA)	0
Baseline contract value	£1,038,713.65

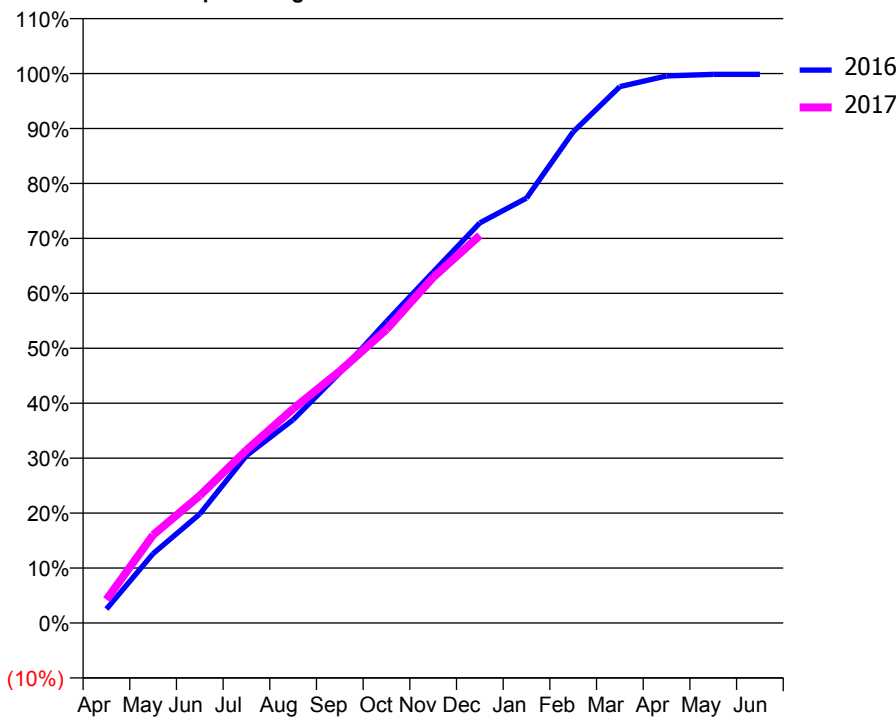
ACCESS*

Patients seen in 24 months	Total	Change since previous quarter
Quarter ending December 2015	14,505	
Quarter ending March 2016	14,340	↓
Quarter ending June 2016	14,425	→
Quarter ending September 2016	14,371	→
Quarter ending December 2016	14,395	→
Variance since December 2015	(0.8%)	→



ACTIVITY

Cumulative percentage of contracted UDA delivered 2016 & 2017



Month	Adjusted Scheduled Activity (UDA)	
	2016	2017
April	953	1,605
May	4,772	6,047
June	7,492	8,750
July	11,504	11,879
August	13,965	14,717
September	17,204	17,311
October	20,720	20,169
November	24,121	23,739
December	27,488	26,625
January	29,195	
February	33,746	
March	36,848	
April	37,584	
May	37,691	
June	37,692	

QUALITY

	Quantity	Base Number	Contract	AT	Region	England
% of FP17s for the same patient ID Re-attending within 3 months - Children	381	5,368	7.1%	9.7%	11.9%	12.4%
% of FP17s for the same patient ID Re-attending within 3 months - Adults	1,497	10,678	14.0%	14.2%	16.5%	16.6%
% of FP17s for the same patient ID Re-attending between 3 & 9 months - Children	3,568	5,368	66.5%	60.5%	60.2%	57.5%
% of FP17s for the same patient ID Re-attending between 3 & 9 months - Adults	6,737	10,678	63.1%	52.5%	52.0%	50.4%
% of FP17s for Band 1 Urgent Courses	1,028	15,338	6.7%	7.9%	9.5%	9.1%
% of FP17s Relating to Free Repair or Replacements	96	15,338	0.6%	0.8%	0.7%	0.8%
% of FP17s Relating to Continuations	246	15,338	1.6%	1.2%	1.2%	1.3%
% of Patients satisfied with the dentistry they have received	51	53	96.2%	92.7%	92.9%	92.7%
% of Patients satisfied with the time they had to wait for an appointment	51	53	96.2%	89.4%	88.8%	88.8%

* This is based on patients treated on this contract for their most recent course of treatment. Figures in italics indicate the base number of FP17s or Patient Questionnaire responses are less than 100. N/A is shown where the base number of responses is less than 10 during the period. % is calculated as Quantity/Base number*100

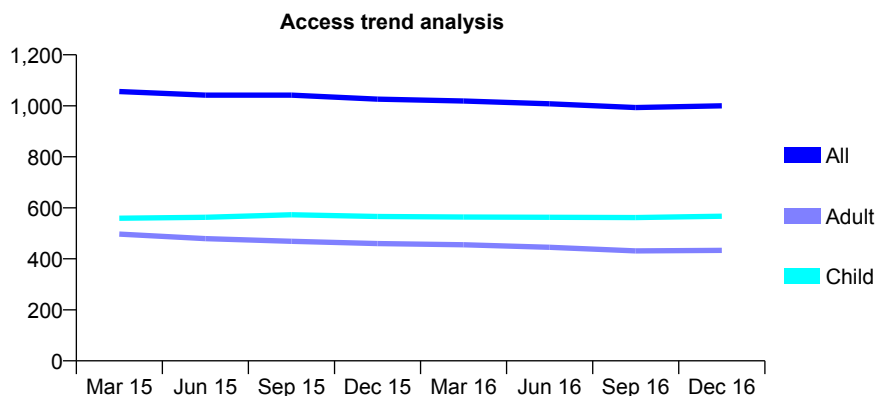
Q64 - Vital Signs At a Glance Contract Report for 944947/0001 - December 2016

Name or company name	MR PA SHOEBRIDGE
Contract type name	GDS Contract
Purpose of contract	General
Contract start date	01/04/2006
Contract end date	

16/17 Contracted general activity (UDA)	2,703
Carry forward general activity (UDA)	0
16/17 Contracted orthodontic activity (UOA)	0
Carry forward orthodontic activity (UOA)	0
Baseline contract value	£59,636.50

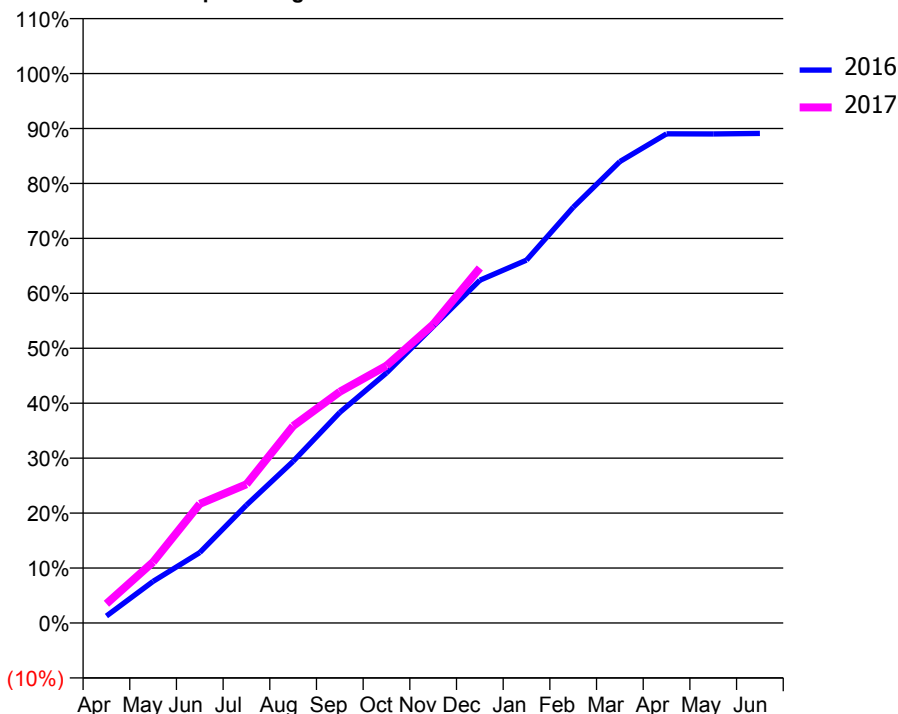
ACCESS*

Patients seen in 24 months	Total	Change since previous quarter
Quarter ending December 2015	1,026	
Quarter ending March 2016	1,019	→
Quarter ending June 2016	1,008	↓
Quarter ending September 2016	993	↓
Quarter ending December 2016	1,000	→
Variance since December 2015	(2.5%)	↓



ACTIVITY

Cumulative percentage of contracted UDA delivered 2016 & 2017



Adjusted Scheduled Activity (UDA)		
Month	2016	2017
April	38	95
May	224	300
June	379	586
July	635	682
August	870	969
September	1,133	1,137
October	1,346	1,266
November	1,596	1,469
December	1,845	1,746
January	1,953	
February	2,237	
March	2,483	
April	2,633	
May	2,632	
June	2,635	

QUALITY

	Quantity	Base Number	Contract	AT	Region	England
% of FP17s for the same patient ID Re-attending within 3 months - Children	66	741	8.9%	9.7%	11.9%	12.4%
% of FP17s for the same patient ID Re-attending within 3 months - Adults	34	340	10.0%	14.2%	16.5%	16.6%
% of FP17s for the same patient ID Re-attending between 3 & 9 months - Children	488	741	65.9%	60.5%	60.2%	57.5%
% of FP17s for the same patient ID Re-attending between 3 & 9 months - Adults	193	340	56.8%	52.5%	52.0%	50.4%
% of FP17s for Band 1 Urgent Courses	27	1,002	2.7%	7.9%	9.5%	9.1%
% of FP17s Relating to Free Repair or Replacements	0	1,002	0.0%	0.8%	0.7%	0.8%
% of FP17s Relating to Continuations	2	1,002	0.2%	1.2%	1.2%	1.3%
% of Patients satisfied with the dentistry they have received	3	3	N/A	92.7%	92.9%	92.7%
% of Patients satisfied with the time they had to wait for an appointment	3	3	N/A	89.4%	88.8%	88.8%

* This is based on patients treated on this contract for their most recent course of treatment. Figures in italics indicate the base number of FP17s or Patient Questionnaire responses are less than 100. N/A is shown where the base number of responses is less than 10 during the period. % is calculated as Quantity/Base number*100

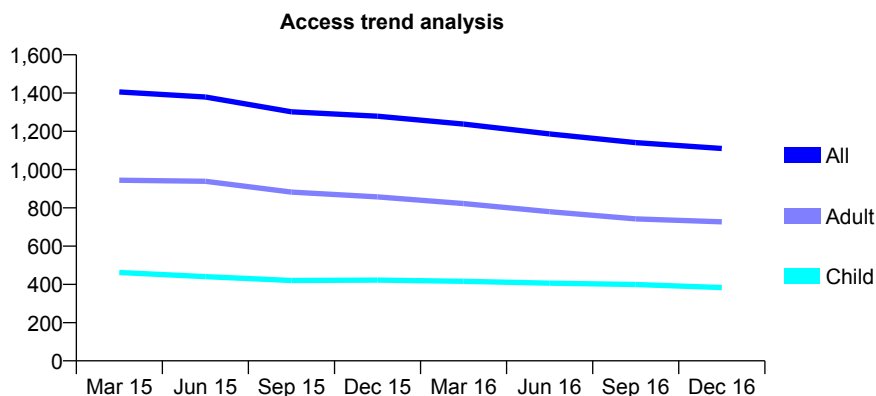
Q64 - Vital Signs At a Glance Contract Report for 963194/0001 - December 2016

Name or company name	MR TO BAALACK
Contract type name	GDS Contract
Purpose of contract	General
Contract start date	22/12/2011
Contract end date	

16/17 Contracted general activity (UDA)	3,906
Carry forward general activity (UDA)	0
16/17 Contracted orthodontic activity (UOA)	0
Carry forward orthodontic activity (UOA)	0
Baseline contract value	£100,172.59

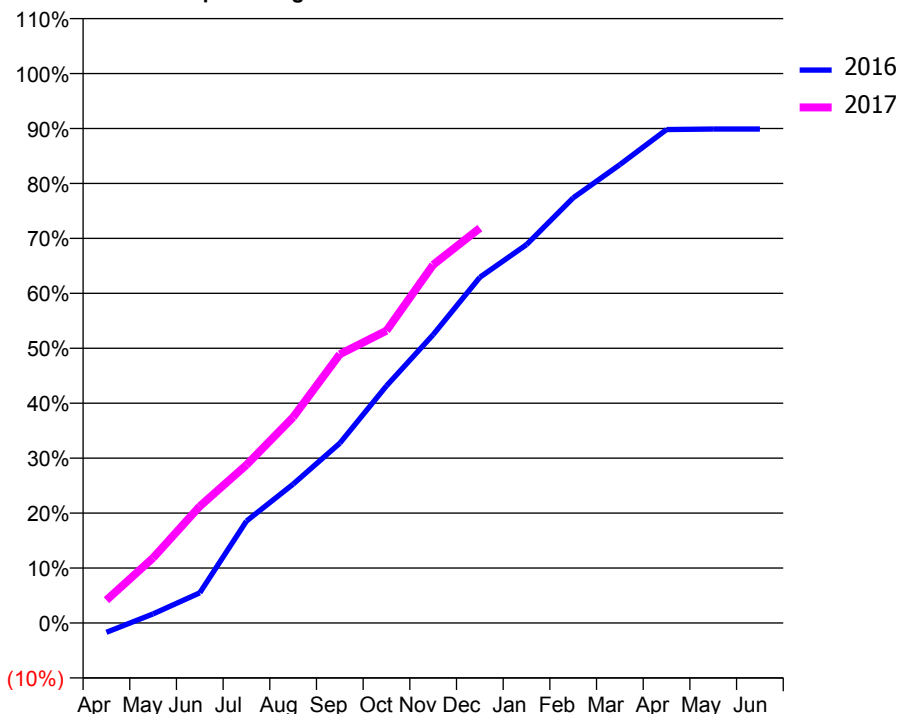
ACCESS*

Patients seen in 24 months	Total	Change since previous quarter
Quarter ending December 2015	1,279	
Quarter ending March 2016	1,238	↓
Quarter ending June 2016	1,186	↓
Quarter ending September 2016	1,141	↓
Quarter ending December 2016	1,110	↓
Variance since December 2015	(13.2%)	↓



ACTIVITY

Cumulative percentage of contracted UDA delivered 2016 & 2017



Adjusted Scheduled Activity (UDA)

Month	2016	2017
April	-67	163
May	65	463
June	215	830
July	725	1,124
August	987	1,463
September	1,278	1,910
October	1,686	2,078
November	2,049	2,546
December	2,458	2,807
January	2,690	
February	3,023	
March	3,258	
April	3,508	
May	3,512	
June	3,512	

QUALITY

	Quantity	Base Number	Contract	AT	Region	England
% of FP17s for the same patient ID Re-attending within 3 months - Children	31	447	6.9%	9.7%	11.9%	12.4%
% of FP17s for the same patient ID Re-attending within 3 months - Adults	102	753	13.5%	14.2%	16.5%	16.6%
% of FP17s for the same patient ID Re-attending between 3 & 9 months - Children	279	447	62.4%	60.5%	60.2%	57.5%
% of FP17s for the same patient ID Re-attending between 3 & 9 months - Adults	443	753	58.8%	52.5%	52.0%	50.4%
% of FP17s for Band 1 Urgent Courses	54	1,103	4.9%	7.9%	9.5%	9.1%
% of FP17s Relating to Free Repair or Replacements	7	1,103	0.6%	0.8%	0.7%	0.8%
% of FP17s Relating to Continuations	9	1,103	0.8%	1.2%	1.2%	1.3%
% of Patients satisfied with the dentistry they have received	2	2	N/A	92.7%	92.9%	92.7%
% of Patients satisfied with the time they had to wait for an appointment	2	2	N/A	89.4%	88.8%	88.8%

* This is based on patients treated on this contract for their most recent course of treatment. Figures in italics indicate the base number of FP17s or Patient Questionnaire responses are less than 100. N/A is shown where the base number of responses is less than 10 during the period. % is calculated as Quantity/Base number*100

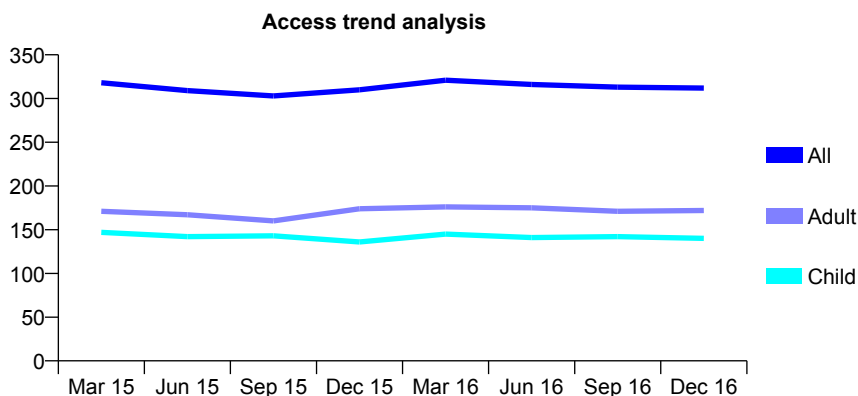
Q64 - Vital Signs At a Glance Contract Report for 982733/0001 - December 2016

Name or company name	MR SL PIMM
Contract type name	GDS Contract
Purpose of contract	General
Contract start date	01/04/2006
Contract end date	

16/17 Contracted general activity (UDA)	870
Carry forward general activity (UDA)	0
16/17 Contracted orthodontic activity (UOA)	0
Carry forward orthodontic activity (UOA)	0
Baseline contract value	£19,940.65

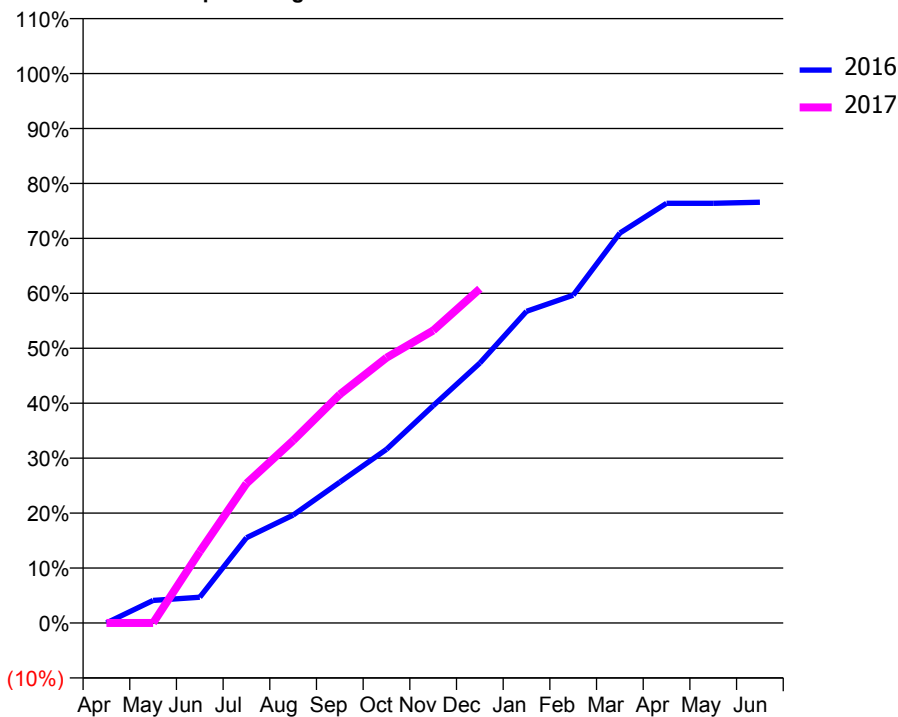
ACCESS*

Patients seen in 24 months	Total	Change since previous quarter
Quarter ending December 2015	310	
Quarter ending March 2016	321	↑
Quarter ending June 2016	316	↓
Quarter ending September 2016	313	→
Quarter ending December 2016	312	→
Variance since December 2015	0.6%	→



ACTIVITY

Cumulative percentage of contracted UDA delivered 2016 & 2017



Month	Adjusted Scheduled Activity (UDA)	
	2016	2017
April	0	0
May	42	0
June	48	113
July	158	221
August	200	289
September	261	362
October	322	420
November	403	463
December	483	529
January	579	
February	609	
March	724	
April	779	
May	779	
June	781	

QUALITY

	Quantity	Base Number	Contract	AT	Region	England
% of FP17s for the same patient ID Re-attending within 3 months - Children	3	164	1.8%	9.7%	11.9%	12.4%
% of FP17s for the same patient ID Re-attending within 3 months - Adults	12	157	7.6%	14.2%	16.5%	16.6%
% of FP17s for the same patient ID Re-attending between 3 & 9 months - Children	116	164	70.7%	60.5%	60.2%	57.5%
% of FP17s for the same patient ID Re-attending between 3 & 9 months - Adults	102	157	65.0%	52.5%	52.0%	50.4%
% of FP17s for Band 1 Urgent Courses	1	294	0.3%	7.9%	9.5%	9.1%
% of FP17s Relating to Free Repair or Replacements	0	294	0.0%	0.8%	0.7%	0.8%
% of FP17s Relating to Continuations	0	294	0.0%	1.2%	1.2%	1.3%
% of Patients satisfied with the dentistry they have received	1	1	N/A	92.7%	92.9%	92.7%
% of Patients satisfied with the time they had to wait for an appointment	1	1	N/A	89.4%	88.8%	88.8%

* This is based on patients treated on this contract for their most recent course of treatment. Figures in italics indicate the base number of FP17s or Patient Questionnaire responses are less than 100. N/A is shown where the base number of responses is less than 10 during the period. % is calculated as Quantity/Base number*100

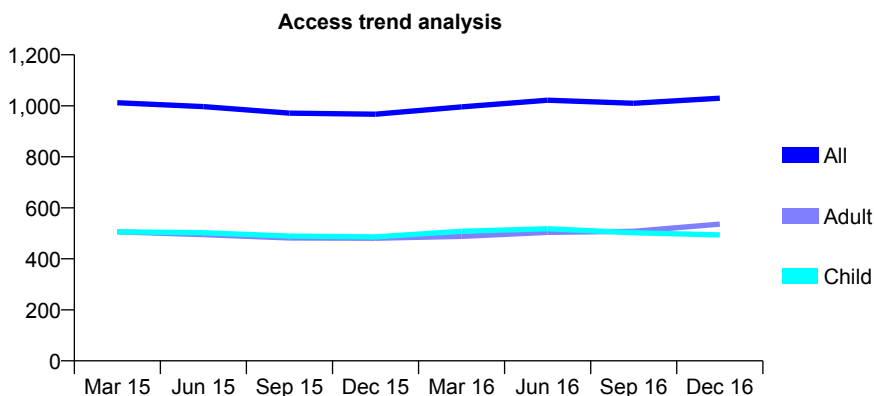
Q64 - Vital Signs At a Glance Contract Report for 989746/0002 - December 2016

Name or company name	MR JJ WATKINS
Contract type name	GDS Contract
Purpose of contract	General
Contract start date	16/12/2007
Contract end date	

16/17 Contracted general activity (UDA)	3,000
Carry forward general activity (UDA)	0
16/17 Contracted orthodontic activity (UOA)	0
Carry forward orthodontic activity (UOA)	0
Baseline contract value	£63,515.70

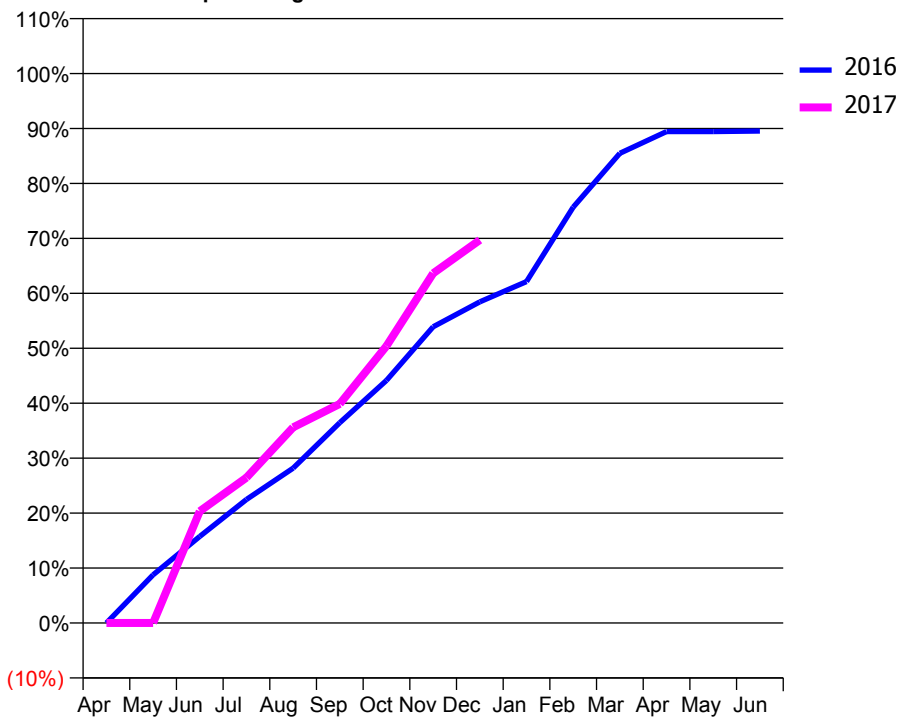
ACCESS*

Patients seen in 24 months	Total	Change since previous quarter
Quarter ending December 2015	967	
Quarter ending March 2016	996	↑
Quarter ending June 2016	1,022	↑
Quarter ending September 2016	1,010	↓
Quarter ending December 2016	1,030	→
Variance since December 2015	6.5%	↑



ACTIVITY

Cumulative percentage of contracted UDA delivered 2016 & 2017



Month	Adjusted Scheduled Activity (UDA)	
	2016	2017
April	0	0
May	281	0
June	504	610
July	720	794
August	902	1,069
September	1,167	1,196
October	1,413	1,512
November	1,725	1,909
December	1,870	2,091
January	1,989	
February	2,422	
March	2,735	
April	2,862	
May	2,862	
June	2,865	

QUALITY

	Quantity	Base Number	Contract	AT	Region	England
% of FP17s for the same patient ID Re-attending within 3 months - Children	62	565	11.0%	9.7%	11.9%	12.4%
% of FP17s for the same patient ID Re-attending within 3 months - Adults	187	653	28.6%	14.2%	16.5%	16.6%
% of FP17s for the same patient ID Re-attending between 3 & 9 months - Children	312	565	55.2%	60.5%	60.2%	57.5%
% of FP17s for the same patient ID Re-attending between 3 & 9 months - Adults	297	653	45.5%	52.5%	52.0%	50.4%
% of FP17s for Band 1 Urgent Courses	60	1,157	5.2%	7.9%	9.5%	9.1%
% of FP17s Relating to Free Repair or Replacements	0	1,157	0.0%	0.8%	0.7%	0.8%
% of FP17s Relating to Continuations	0	1,157	0.0%	1.2%	1.2%	1.3%
% of Patients satisfied with the dentistry they have received	3	3	N/A	92.7%	92.9%	92.7%
% of Patients satisfied with the time they had to wait for an appointment	3	3	N/A	89.4%	88.8%	88.8%

* This is based on patients treated on this contract for their most recent course of treatment. Figures in italics indicate the base number of FP17s or Patient Questionnaire responses are less than 100. N/A is shown where the base number of responses is less than 10 during the period. % is calculated as Quantity/Base number*100

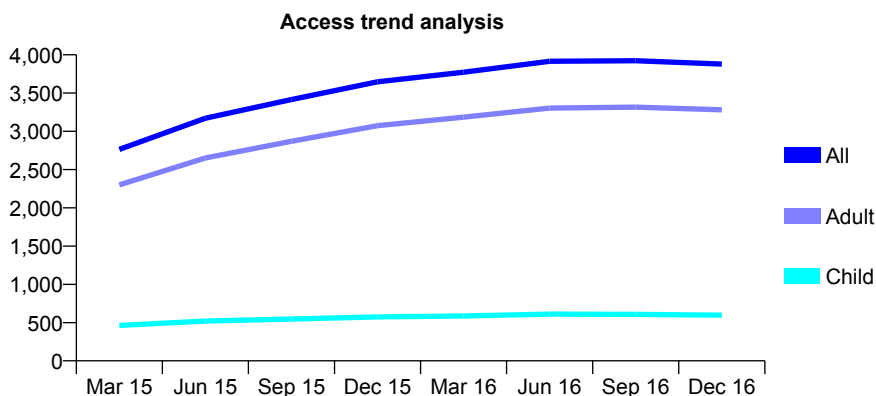
Q64 - Vital Signs At a Glance Contract Report for 995290/0001 - December 2016

Name or company name	MRS O SIVOVA PENEVA
Contract type name	GDS Contract
Purpose of contract	General
Contract start date	01/08/2014
Contract end date	

16/17 Contracted general activity (UDA)	13,403
Carry forward general activity (UDA)	0
16/17 Contracted orthodontic activity (UOA)	0
Carry forward orthodontic activity (UOA)	0
Baseline contract value	£339,383.21

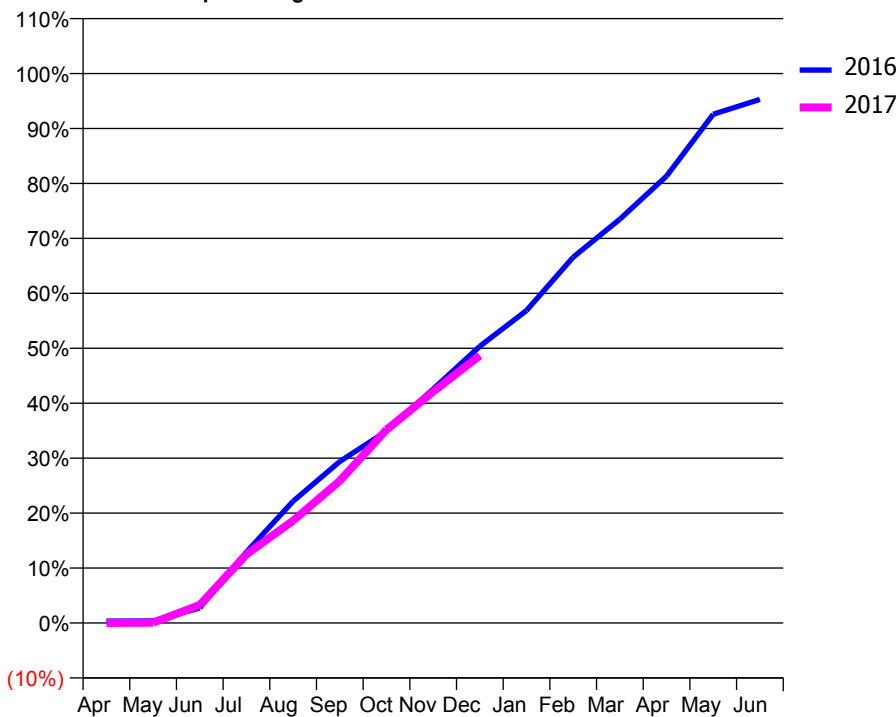
ACCESS*

Patients seen in 24 months	Total	Change since previous quarter
Quarter ending December 2015	3,647	
Quarter ending March 2016	3,772	↑
Quarter ending June 2016	3,915	↑
Quarter ending September 2016	3,923	→
Quarter ending December 2016	3,878	↓
Variance since December 2015	6.3%	↑



ACTIVITY

Cumulative percentage of contracted UDA delivered 2016 & 2017



Month	Adjusted Scheduled Activity (UDA)	
	2016	2017
April	48	0
May	50	7
June	370	441
July	1,731	1,678
August	2,971	2,497
September	3,940	3,470
October	4,680	4,716
November	5,705	5,643
December	6,750	6,525
January	7,622	
February	8,924	
March	9,851	
April	10,901	
May	12,409	
June	12,771	

QUALITY

	Quantity	Base Number	Contract	AT	Region	England
% of FP17s for the same patient ID Re-attending within 3 months - Children	51	729	7.0%	9.7%	11.9%	12.4%
% of FP17s for the same patient ID Re-attending within 3 months - Adults	470	3,755	12.5%	14.2%	16.5%	16.6%
% of FP17s for the same patient ID Re-attending between 3 & 9 months - Children	474	729	65.0%	60.5%	60.2%	57.5%
% of FP17s for the same patient ID Re-attending between 3 & 9 months - Adults	2,514	3,755	67.0%	52.5%	52.0%	50.4%
% of FP17s for Band 1 Urgent Courses	72	3,268	2.2%	7.9%	9.5%	9.1%
% of FP17s Relating to Free Repair or Replacements	29	3,268	0.9%	0.8%	0.7%	0.8%
% of FP17s Relating to Continuations	25	3,268	0.8%	1.2%	1.2%	1.3%
% of Patients satisfied with the dentistry they have received	14	16	87.5%	92.7%	92.9%	92.7%
% of Patients satisfied with the time they had to wait for an appointment	15	16	93.8%	89.4%	88.8%	88.8%

* This is based on patients treated on this contract for their most recent course of treatment. Figures in italics indicate the base number of FP17s or Patient Questionnaire responses are less than 100. N/A is shown where the base number of responses is less than 10 during the period. % is calculated as Quantity/Base number*100

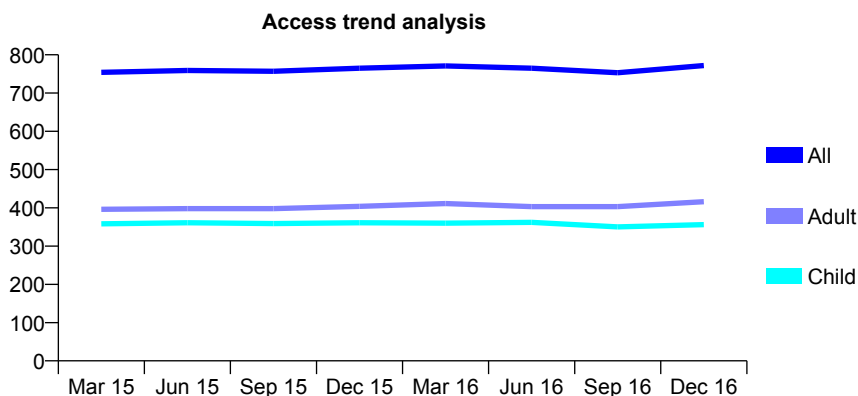
Q64 - Vital Signs At a Glance Contract Report for 997439/0001 - December 2016

Name or company name	Charlton Road Dental Surgery
Contract type name	GDS Contract
Purpose of contract	General
Contract start date	01/04/2006
Contract end date	

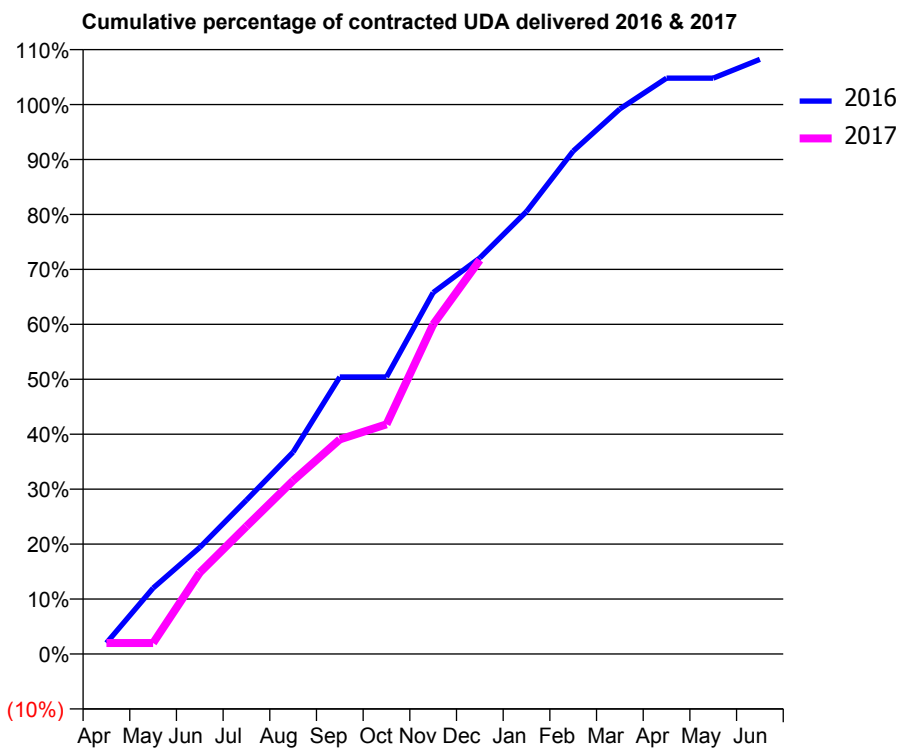
16/17 Contracted general activity (UDA)	2,200
Carry forward general activity (UDA)	-44
16/17 Contracted orthodontic activity (UOA)	0
Carry forward orthodontic activity (UOA)	0
Baseline contract value	£46,578.17

ACCESS*

Patients seen in 24 months	Total	Change since previous quarter
Quarter ending December 2015	765	
Quarter ending March 2016	771	→
Quarter ending June 2016	765	→
Quarter ending September 2016	753	↓
Quarter ending December 2016	772	↑
Variance since December 2015	0.9%	→



ACTIVITY



Month	Adjusted Scheduled Activity (UDA)	
	2016	2017
April	44	44
May	264	44
June	427	326
July	616	511
August	808	694
September	1,109	859
October	1,109	919
November	1,447	1,319
December	1,586	1,577
January	1,772	
February	2,013	
March	2,182	
April	2,305	
May	2,305	
June	2,381	

QUALITY

	Quantity	Base Number	Contract	AT	Region	England
% of FP17s for the same patient ID Re-attending within 3 months - Children	37	425	8.7%	9.7%	11.9%	12.4%
% of FP17s for the same patient ID Re-attending within 3 months - Adults	56	386	14.5%	14.2%	16.5%	16.6%
% of FP17s for the same patient ID Re-attending between 3 & 9 months - Children	273	425	64.2%	60.5%	60.2%	57.5%
% of FP17s for the same patient ID Re-attending between 3 & 9 months - Adults	217	386	56.2%	52.5%	52.0%	50.4%
% of FP17s for Band 1 Urgent Courses	31	696	4.5%	7.9%	9.5%	9.1%
% of FP17s Relating to Free Repair or Replacements	6	696	0.9%	0.8%	0.7%	0.8%
% of FP17s Relating to Continuations	3	696	0.4%	1.2%	1.2%	1.3%
% of Patients satisfied with the dentistry they have received	2	2	N/A	92.7%	92.9%	92.7%
% of Patients satisfied with the time they had to wait for an appointment	2	2	N/A	89.4%	88.8%	88.8%

* This is based on patients treated on this contract for their most recent course of treatment. Figures in italics indicate the base number of FP17s or Patient Questionnaire responses are less than 100. N/A is shown where the base number of responses is less than 10 during the period. % is calculated as Quantity/Base number*100

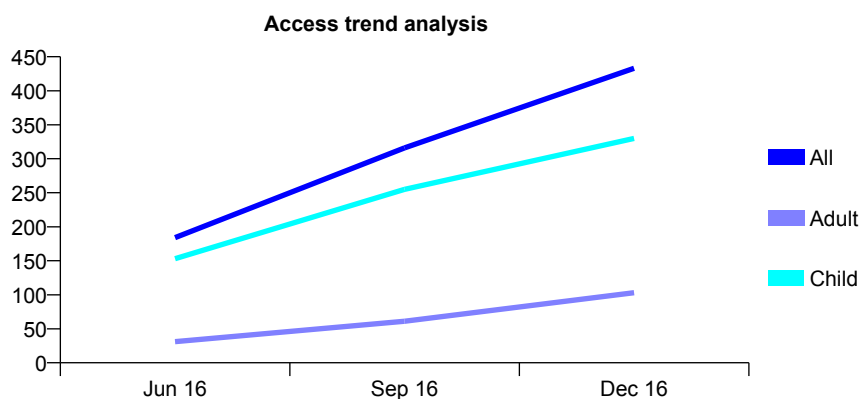
Q65 - Vital Signs At a Glance Contract Report for 100026/0000 - December 2016

Name or company name	Family Dental Practice
Contract type name	GDS Contract
Purpose of contract	General
Contract start date	01/02/2016
Contract end date	

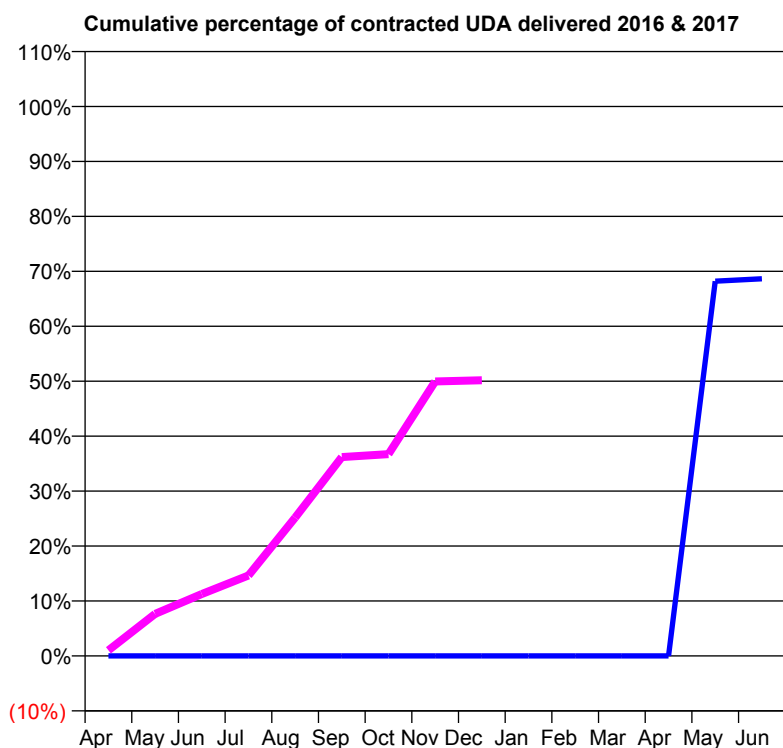
16/17 Contracted general activity (UDA)	1,359
Carry forward general activity (UDA)	-14
16/17 Contracted orthodontic activity (UOA)	0
Carry forward orthodontic activity (UOA)	0
Baseline contract value	£35,162.63

ACCESS*

Patients seen in 24 months	Total	Change since previous quarter
Quarter ending December 2015	0	
Quarter ending March 2016	0	
Quarter ending June 2016	184	↑
Quarter ending September 2016	316	↑
Quarter ending December 2016	433	↑
Variance since December 2015	N/A	



ACTIVITY



Month	Adjusted Scheduled Activity (UDA)	
	2016	2017
April	0	14
May	0	104
June	0	153
July	0	199
August	0	342
September	0	492
October	0	499
November	0	679
December	0	682
January	0	
February	0	
March	0	
April	0	
May	155	
June	156	

QUALITY

	Quantity	Base Number	Contract	AT	Region	England
% of FP17s for the same patient ID Re-attending within 3 months - Children	44	435	10.1%	10.2%	11.9%	12.4%
% of FP17s for the same patient ID Re-attending within 3 months - Adults	8	94	8.5%	15.0%	16.5%	16.6%
% of FP17s for the same patient ID Re-attending between 3 & 9 months - Children	83	435	19.1%	61.4%	60.2%	57.5%
% of FP17s for the same patient ID Re-attending between 3 & 9 months - Adults	7	94	7.4%	53.0%	52.0%	50.4%
% of FP17s for Band 1 Urgent Courses	24	444	5.4%	8.1%	9.5%	9.1%
% of FP17s Relating to Free Repair or Replacements	0	444	0.0%	0.9%	0.7%	0.8%
% of FP17s Relating to Continuations	0	444	0.0%	1.5%	1.2%	1.3%
% of Patients satisfied with the dentistry they have received	0	0	N/A	94.0%	92.9%	92.7%
% of Patients satisfied with the time they had to wait for an appointment	0	0	N/A	89.4%	88.8%	88.8%

* This is based on patients treated on this contract for their most recent course of treatment. Figures in italics indicate the base number of FP17s or Patient Questionnaire responses are less than 100. N/A is shown where the base number of responses is less than 10 during the period. % is calculated as Quantity/Base number*100

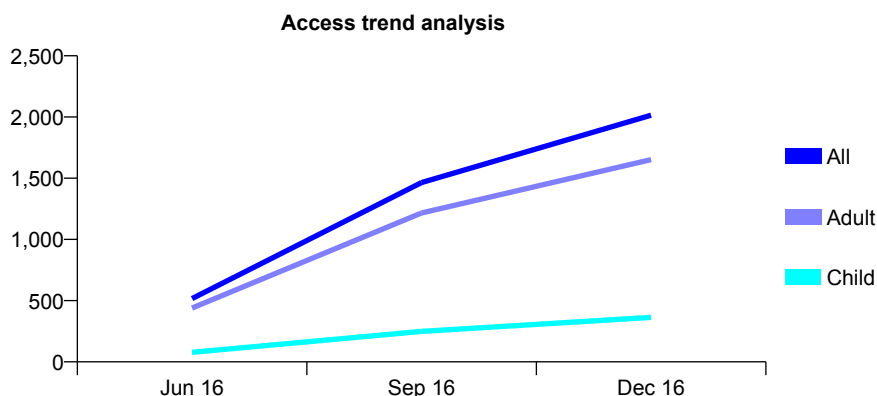
Q65 - Vital Signs At a Glance Contract Report for 100027/0000 - December 2016

Name or company name	Lympsham Dental Partnership
Contract type name	GDS Contract
Purpose of contract	General
Contract start date	01/02/2016
Contract end date	

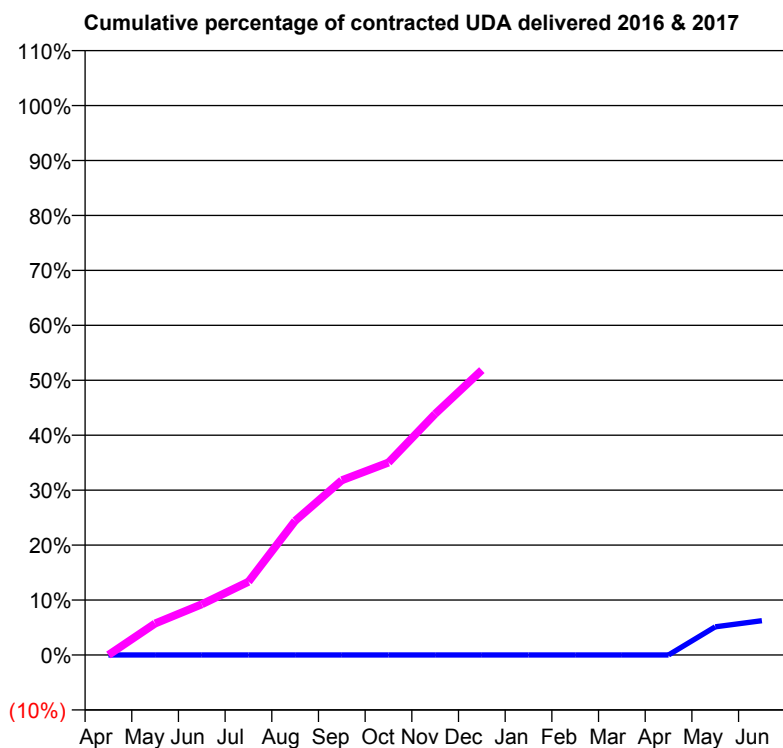
16/17 Contracted general activity (UDA)	13,238
Carry forward general activity (UDA)	0
16/17 Contracted orthodontic activity (UOA)	0
Carry forward orthodontic activity (UOA)	0
Baseline contract value	£304,350.94

ACCESS*

Patients seen in 24 months	Total	Change since previous quarter
Quarter ending December 2015	0	
Quarter ending March 2016	0	
Quarter ending June 2016	517	↑
Quarter ending September 2016	1,465	↑
Quarter ending December 2016	2,015	↑
Variance since December 2015	N/A	



ACTIVITY



Month	Adjusted Scheduled Activity (UDA)	
	2016	2017
April	0	0
May	0	760
June	0	1,223
July	0	1,766
August	0	3,233
September	0	4,210
October	0	4,636
November	0	5,808
December	0	6,864
January	0	
February	0	
March	0	
April	0	
May	113	
June	138	

QUALITY

	Quantity	Base Number	Contract	AT	Region	England
% of FP17s for the same patient ID Re-attending within 3 months - Children	18	448	4.0%	10.2%	11.9%	12.4%
% of FP17s for the same patient ID Re-attending within 3 months - Adults	179	2,235	8.0%	15.0%	16.5%	16.6%
% of FP17s for the same patient ID Re-attending between 3 & 9 months - Children	29	448	6.5%	61.4%	60.2%	57.5%
% of FP17s for the same patient ID Re-attending between 3 & 9 months - Adults	179	2,235	8.0%	53.0%	52.0%	50.4%
% of FP17s for Band 1 Urgent Courses	179	2,609	6.9%	8.1%	9.5%	9.1%
% of FP17s Relating to Free Repair or Replacements	11	2,609	0.4%	0.9%	0.7%	0.8%
% of FP17s Relating to Continuations	32	2,609	1.2%	1.5%	1.2%	1.3%
% of Patients satisfied with the dentistry they have received	0	0	N/A	94.0%	92.9%	92.7%
% of Patients satisfied with the time they had to wait for an appointment	0	0	N/A	89.4%	88.8%	88.8%

* This is based on patients treated on this contract for their most recent course of treatment. Figures in italics indicate the base number of FP17s or Patient Questionnaire responses are less than 100. N/A is shown where the base number of responses is less than 10 during the period. % is calculated as Quantity/Base number*100

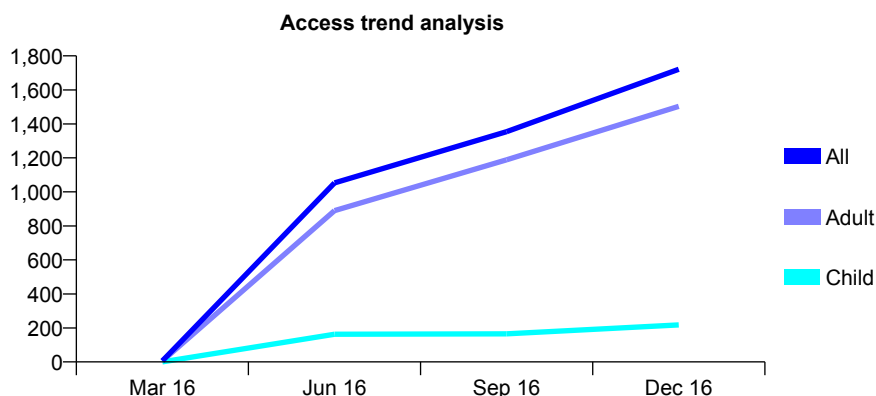
Q65 - Vital Signs At a Glance Contract Report for 100030/0000 - December 2016

Name or company name	Burnham House Dental Partnership
Contract type name	GDS Contract
Purpose of contract	General
Contract start date	01/02/2016
Contract end date	

16/17 Contracted general activity (UDA)	6,740
Carry forward general activity (UDA)	0
16/17 Contracted orthodontic activity (UOA)	0
Carry forward orthodontic activity (UOA)	0
Baseline contract value	£126,468.20

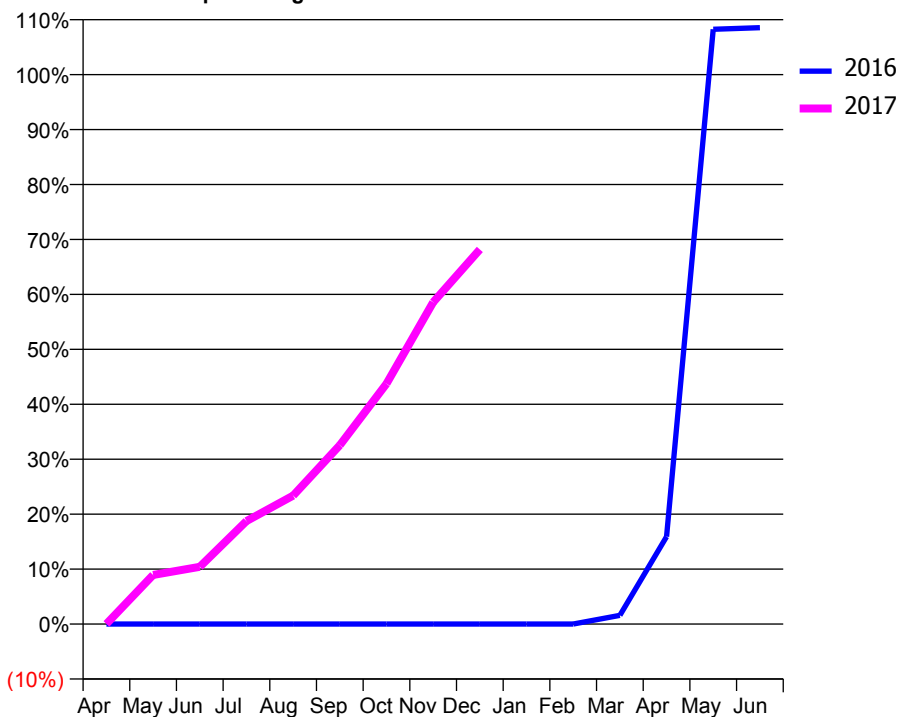
ACCESS*

Patients seen in 24 months	Total	Change since previous quarter
Quarter ending December 2015	0	
Quarter ending March 2016	6	
Quarter ending June 2016	1,053	↑
Quarter ending September 2016	1,354	↑
Quarter ending December 2016	1,721	↑
Variance since December 2015	N/A	



ACTIVITY

Cumulative percentage of contracted UDA delivered 2016 & 2017



Month	Adjusted Scheduled Activity (UDA)	
	2016	2017
April	0	2
May	0	603
June	0	703
July	0	1,264
August	0	1,575
September	0	2,194
October	0	2,949
November	0	3,948
December	0	4,596
January	0	
February	0	
March	23	
April	232	
May	1,577	
June	1,581	

QUALITY

	Quantity	Base Number	Contract	AT	Region	England
% of FP17s for the same patient ID Re-attending within 3 months - Children	9	336	2.7%	10.2%	11.9%	12.4%
% of FP17s for the same patient ID Re-attending within 3 months - Adults	155	2,386	6.5%	15.0%	16.5%	16.6%
% of FP17s for the same patient ID Re-attending between 3 & 9 months - Children	33	336	9.8%	61.4%	60.2%	57.5%
% of FP17s for the same patient ID Re-attending between 3 & 9 months - Adults	366	2,386	15.3%	53.0%	52.0%	50.4%
% of FP17s for Band 1 Urgent Courses	113	1,914	5.9%	8.1%	9.5%	9.1%
% of FP17s Relating to Free Repair or Replacements	20	1,914	1.0%	0.9%	0.7%	0.8%
% of FP17s Relating to Continuations	27	1,914	1.4%	1.5%	1.2%	1.3%
% of Patients satisfied with the dentistry they have received	0	0	N/A	94.0%	92.9%	92.7%
% of Patients satisfied with the time they had to wait for an appointment	0	0	N/A	89.4%	88.8%	88.8%

* This is based on patients treated on this contract for their most recent course of treatment. Figures in italics indicate the base number of FP17s or Patient Questionnaire responses are less than 100. N/A is shown where the base number of responses is less than 10 during the period. % is calculated as Quantity/Base number*100

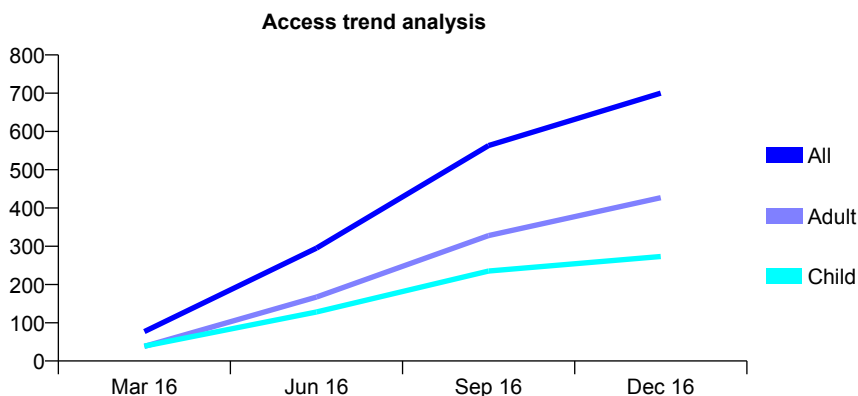
Q65 - Vital Signs At a Glance Contract Report for 100031/0000 - December 2016

Name or company name	Mr RK Hughes
Contract type name	GDS Contract
Purpose of contract	General
Contract start date	10/03/2016
Contract end date	

16/17 Contracted general activity (UDA)	2,268
Carry forward general activity (UDA)	0
16/17 Contracted orthodontic activity (UOA)	0
Carry forward orthodontic activity (UOA)	0
Baseline contract value	£52,767.27

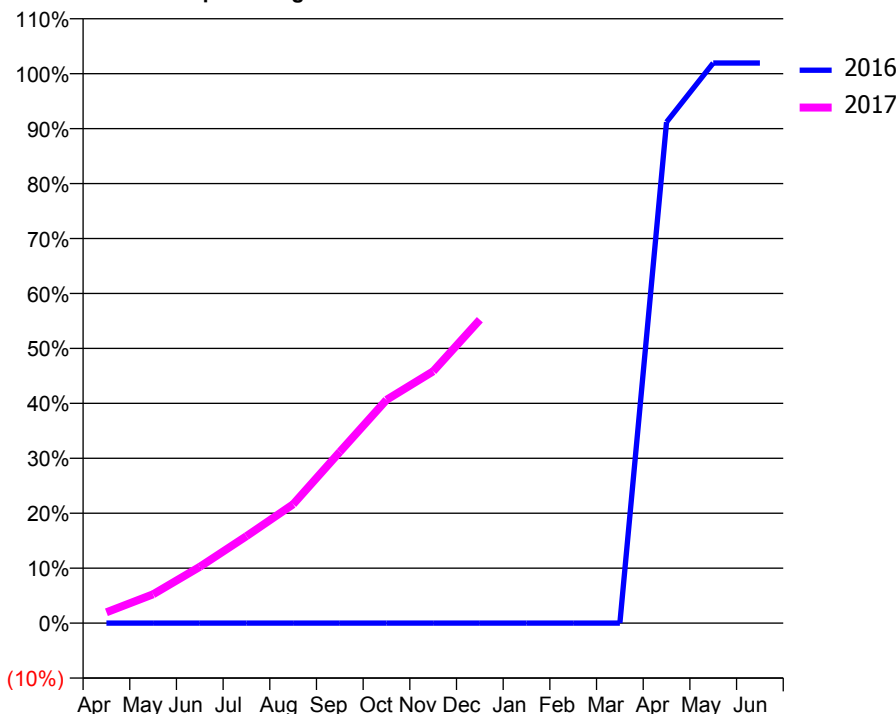
ACCESS*

Patients seen in 24 months	Total	Change since previous quarter
Quarter ending December 2015	0	
Quarter ending March 2016	77	
Quarter ending June 2016	295	↑
Quarter ending September 2016	563	↑
Quarter ending December 2016	700	↑
Variance since December 2015	N/A	



ACTIVITY

Cumulative percentage of contracted UDA delivered 2016 & 2017



Month	Adjusted Scheduled Activity (UDA)	
	2016	2017
April	0	45
May	0	119
June	0	233
July	0	359
August	0	491
September	0	707
October	0	921
November	0	1,040
December	0	1,253
January	0	
February	0	
March	0	
April	122	
May	137	
June	137	

QUALITY

	Quantity	Base Number	Contract	AT	Region	England
% of FP17s for the same patient ID Re-attending within 3 months - Children	23	385	6.0%	10.2%	11.9%	12.4%
% of FP17s for the same patient ID Re-attending within 3 months - Adults	75	587	12.8%	15.0%	16.5%	16.6%
% of FP17s for the same patient ID Re-attending between 3 & 9 months - Children	89	385	23.1%	61.4%	60.2%	57.5%
% of FP17s for the same patient ID Re-attending between 3 & 9 months - Adults	103	587	17.5%	53.0%	52.0%	50.4%
% of FP17s for Band 1 Urgent Courses	98	863	11.4%	8.1%	9.5%	9.1%
% of FP17s Relating to Free Repair or Replacements	1	863	0.1%	0.9%	0.7%	0.8%
% of FP17s Relating to Continuations	0	863	0.0%	1.5%	1.2%	1.3%
% of Patients satisfied with the dentistry they have received	0	0	N/A	94.0%	92.9%	92.7%
% of Patients satisfied with the time they had to wait for an appointment	0	0	N/A	89.4%	88.8%	88.8%

* This is based on patients treated on this contract for their most recent course of treatment. Figures in italics indicate the base number of FP17s or Patient Questionnaire responses are less than 100. N/A is shown where the base number of responses is less than 10 during the period. % is calculated as Quantity/Base number*100

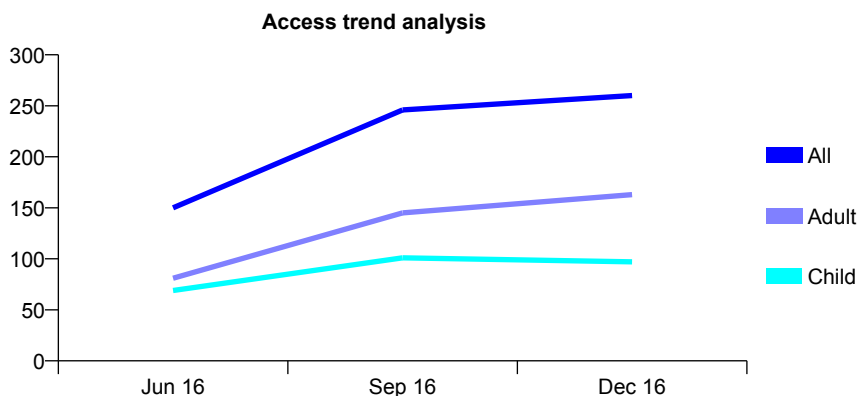
Q65 - Vital Signs At a Glance Contract Report for 100032/0000 - December 2016

Name or company name	Mr RK Hughes
Contract type name	GDS Contract
Purpose of contract	General
Contract start date	10/03/2016
Contract end date	

16/17 Contracted general activity (UDA)	850
Carry forward general activity (UDA)	0
16/17 Contracted orthodontic activity (UOA)	0
Carry forward orthodontic activity (UOA)	0
Baseline contract value	£17,383.71

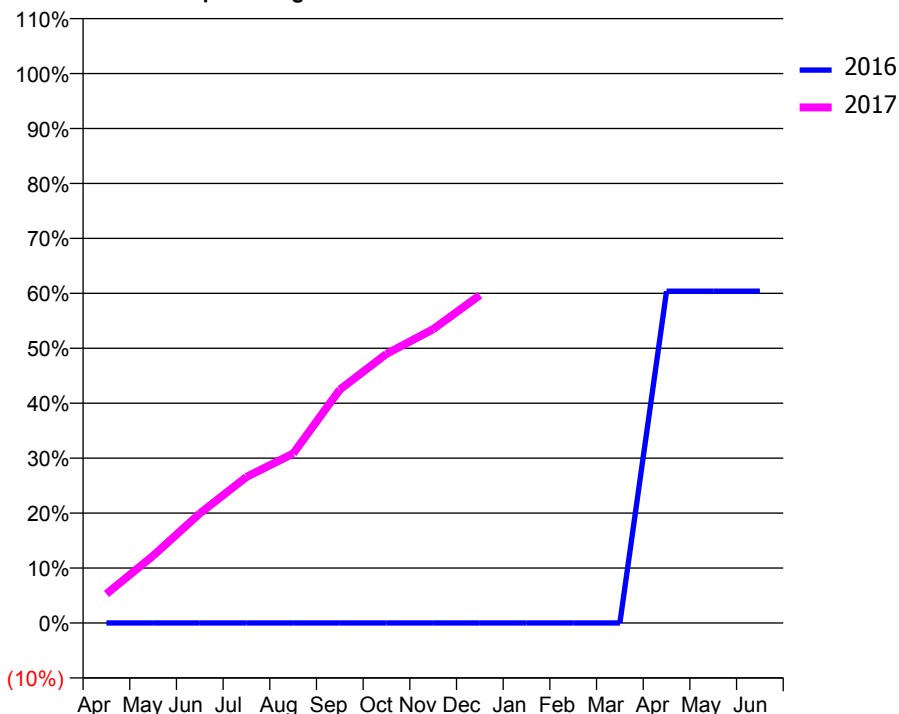
ACCESS*

Patients seen in 24 months	Total	Change since previous quarter
Quarter ending December 2015	0	
Quarter ending March 2016	0	
Quarter ending June 2016	150	↑
Quarter ending September 2016	246	↑
Quarter ending December 2016	260	↑
Variance since December 2015	N/A	



ACTIVITY

Cumulative percentage of contracted UDA delivered 2016 & 2017



Adjusted Scheduled Activity (UDA)

Month	2016	2017
April	0	45
May	0	104
June	0	169
July	0	226
August	0	262
September	0	361
October	0	416
November	0	455
December	0	507
January	0	
February	0	
March	0	
April	30	
May	30	
June	30	

QUALITY

	Quantity	Base Number	Contract	AT	Region	England
% of FP17s for the same patient ID Re-attending within 3 months - Children	2	144	1.4%	10.2%	11.9%	12.4%
% of FP17s for the same patient ID Re-attending within 3 months - Adults	9	204	4.4%	15.0%	16.5%	16.6%
% of FP17s for the same patient ID Re-attending between 3 & 9 months - Children	28	144	19.4%	61.4%	60.2%	57.5%
% of FP17s for the same patient ID Re-attending between 3 & 9 months - Adults	20	204	9.8%	53.0%	52.0%	50.4%
% of FP17s for Band 1 Urgent Courses	16	318	5.0%	8.1%	9.5%	9.1%
% of FP17s Relating to Free Repair or Replacements	0	318	0.0%	0.9%	0.7%	0.8%
% of FP17s Relating to Continuations	0	318	0.0%	1.5%	1.2%	1.3%
% of Patients satisfied with the dentistry they have received	0	0	N/A	94.0%	92.9%	92.7%
% of Patients satisfied with the time they had to wait for an appointment	0	0	N/A	89.4%	88.8%	88.8%

* This is based on patients treated on this contract for their most recent course of treatment. Figures in italics indicate the base number of FP17s or Patient Questionnaire responses are less than 100. N/A is shown where the base number of responses is less than 10 during the period. % is calculated as Quantity/Base number*100

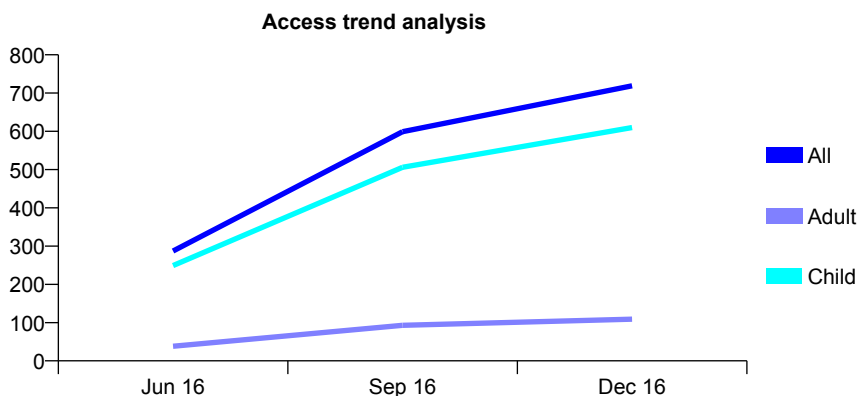
Q65 - Vital Signs At a Glance Contract Report for 100071/0000 - December 2016

Name or company name	Yarde House Partnership
Contract type name	GDS Contract
Purpose of contract	General
Contract start date	24/03/2016
Contract end date	

16/17 Contracted general activity (UDA)	2,600
Carry forward general activity (UDA)	0
16/17 Contracted orthodontic activity (UOA)	0
Carry forward orthodontic activity (UOA)	0
Baseline contract value	£63,673.96

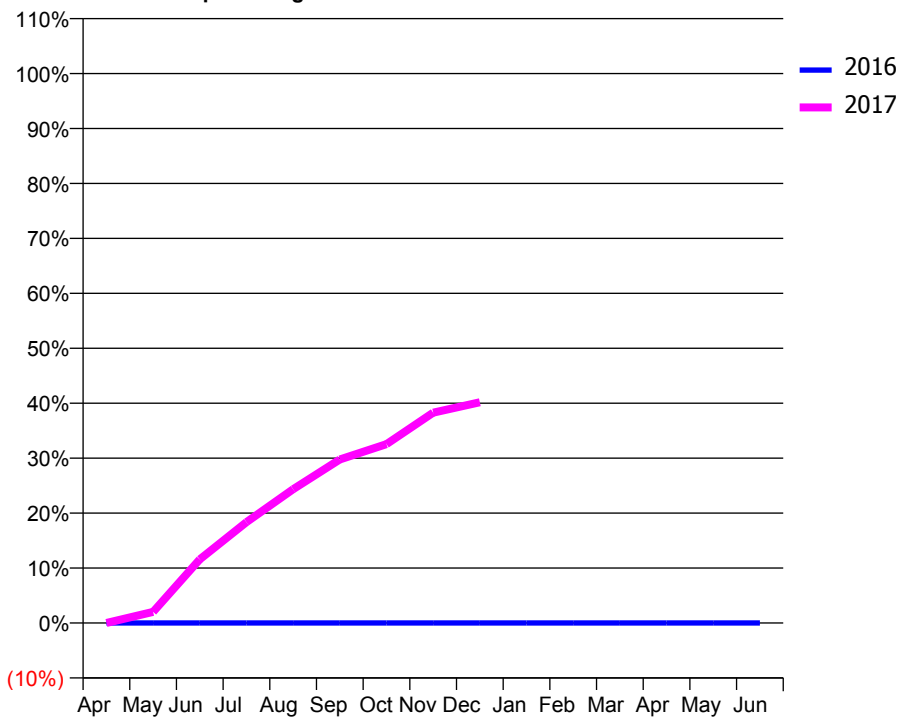
ACCESS*

Patients seen in 24 months	Total	Change since previous quarter
Quarter ending December 2015	0	
Quarter ending March 2016	0	
Quarter ending June 2016	287	↑
Quarter ending September 2016	599	↑
Quarter ending December 2016	719	↑
Variance since December 2015	N/A	



ACTIVITY

Cumulative percentage of contracted UDA delivered 2016 & 2017



Month	Adjusted Scheduled Activity (UDA)	
	2016	2017
April	0	0
May	0	53
June	0	301
July	0	477
August	0	633
September	0	774
October	0	846
November	0	995
December	0	1,045
January	0	
February	0	
March	0	
April	0	
May	0	
June	0	

QUALITY

	Quantity	Base Number	Contract	AT	Region	England
% of FP17s for the same patient ID Re-attending within 3 months - Children	17	719	2.4%	10.2%	11.9%	12.4%
% of FP17s for the same patient ID Re-attending within 3 months - Adults	6	111	5.4%	15.0%	16.5%	16.6%
% of FP17s for the same patient ID Re-attending between 3 & 9 months - Children	57	719	7.9%	61.4%	60.2%	57.5%
% of FP17s for the same patient ID Re-attending between 3 & 9 months - Adults	5	111	4.5%	53.0%	52.0%	50.4%
% of FP17s for Band 1 Urgent Courses	29	830	3.5%	8.1%	9.5%	9.1%
% of FP17s Relating to Free Repair or Replacements	0	830	0.0%	0.9%	0.7%	0.8%
% of FP17s Relating to Continuations	0	830	0.0%	1.5%	1.2%	1.3%
% of Patients satisfied with the dentistry they have received	0	0	N/A	94.0%	92.9%	92.7%
% of Patients satisfied with the time they had to wait for an appointment	0	0	N/A	89.4%	88.8%	88.8%

* This is based on patients treated on this contract for their most recent course of treatment. Figures in italics indicate the base number of FP17s or Patient Questionnaire responses are less than 100. N/A is shown where the base number of responses is less than 10 during the period. % is calculated as Quantity/Base number*100

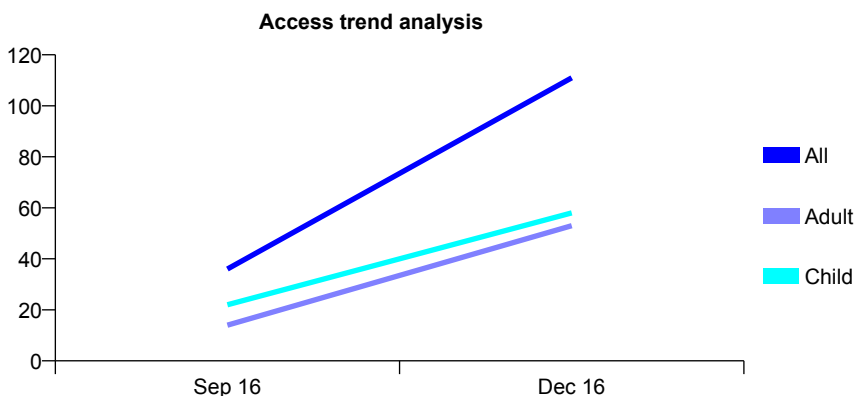
Q65 - Vital Signs At a Glance Contract Report for 100077/0000 - December 2016

Name or company name	Church Road Dental Clinic
Contract type name	GDS Contract
Purpose of contract	General
Contract start date	01/04/2016
Contract end date	

16/17 Contracted general activity (UDA)	668
Carry forward general activity (UDA)	0
16/17 Contracted orthodontic activity (UOA)	0
Carry forward orthodontic activity (UOA)	0
Baseline contract value	£15,301.00

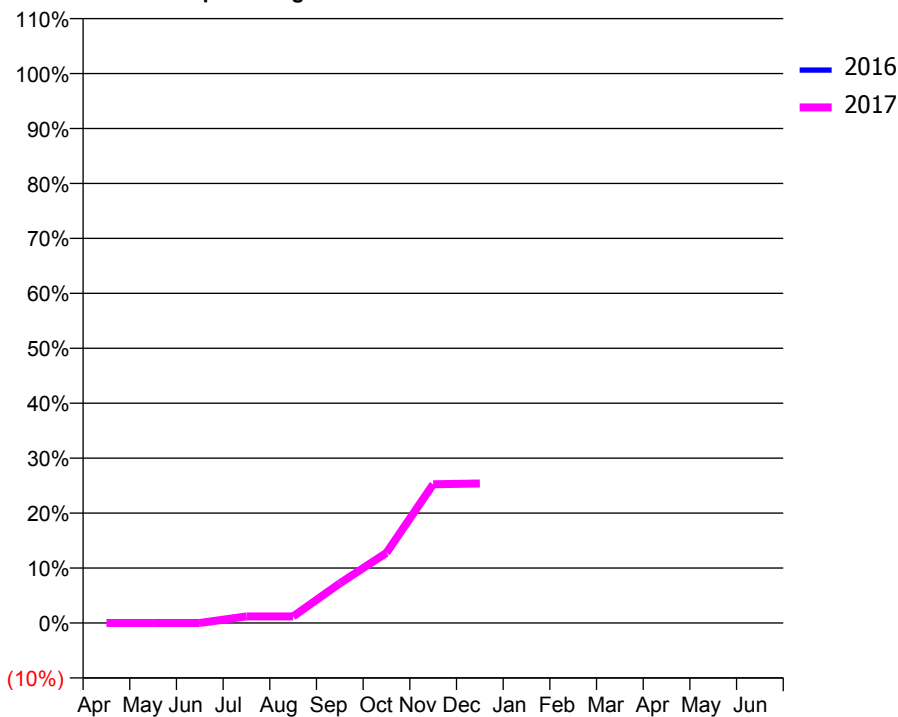
ACCESS*

Patients seen in 24 months	Total	Change since previous quarter
Quarter ending December 2015	0	
Quarter ending March 2016	0	
Quarter ending June 2016	0	
Quarter ending September 2016	36	↑
Quarter ending December 2016	111	↑
Variance since December 2015	N/A	



ACTIVITY

Cumulative percentage of contracted UDA delivered 2016 & 2017



Month	Adjusted Scheduled Activity (UDA)	
	2016	2017
April	0	0
May	0	0
June	0	0
July	0	8
August	0	8
September	0	48
October	0	85
November	0	169
December	0	170
January	0	
February	0	
March	0	
April	0	
May	0	
June	0	

QUALITY

	Quantity	Base Number	Contract	AT	Region	England
% of FP17s for the same patient ID Re-attending within 3 months - Children	0	60	0.0%	10.2%	11.9%	12.4%
% of FP17s for the same patient ID Re-attending within 3 months - Adults	2	56	3.6%	15.0%	16.5%	16.6%
% of FP17s for the same patient ID Re-attending between 3 & 9 months - Children	2	60	3.3%	61.4%	60.2%	57.5%
% of FP17s for the same patient ID Re-attending between 3 & 9 months - Adults	2	56	3.6%	53.0%	52.0%	50.4%
% of FP17s for Band 1 Urgent Courses	3	116	2.6%	8.1%	9.5%	9.1%
% of FP17s Relating to Free Repair or Replacements	0	116	0.0%	0.9%	0.7%	0.8%
% of FP17s Relating to Continuations	0	116	0.0%	1.5%	1.2%	1.3%
% of Patients satisfied with the dentistry they have received	0	0	N/A	94.0%	92.9%	92.7%
% of Patients satisfied with the time they had to wait for an appointment	0	0	N/A	89.4%	88.8%	88.8%

* This is based on patients treated on this contract for their most recent course of treatment. Figures in italics indicate the base number of FP17s or Patient Questionnaire responses are less than 100. N/A is shown where the base number of responses is less than 10 during the period. % is calculated as Quantity/Base number*100

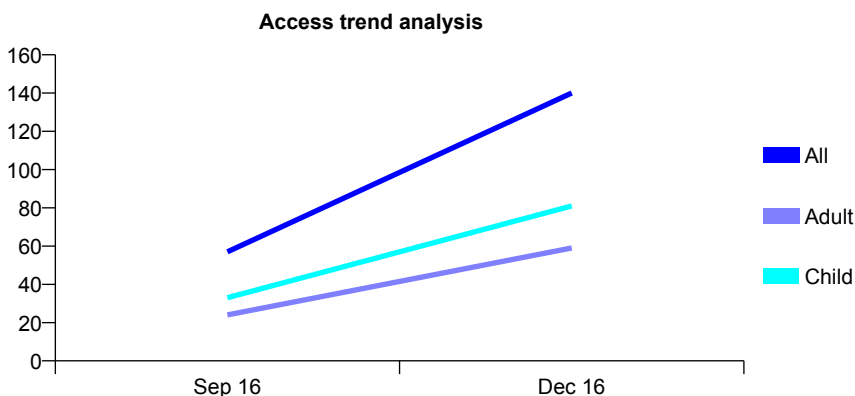
Q65 - Vital Signs At a Glance Contract Report for 100078/0000 - December 2016

Name or company name	Church Road Dental Clinic
Contract type name	GDS Contract
Purpose of contract	General
Contract start date	01/04/2016
Contract end date	

16/17 Contracted general activity (UDA)	894
Carry forward general activity (UDA)	0
16/17 Contracted orthodontic activity (UOA)	0
Carry forward orthodontic activity (UOA)	0
Baseline contract value	£22,797.52

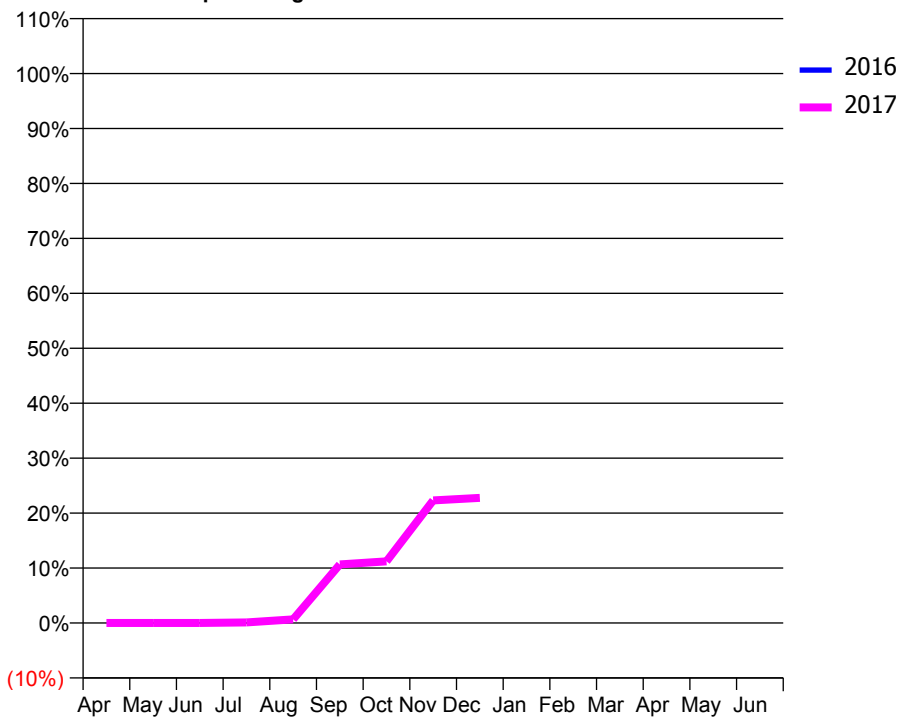
ACCESS*

Patients seen in 24 months	Total	Change since previous quarter
Quarter ending December 2015	0	
Quarter ending March 2016	0	
Quarter ending June 2016	0	
Quarter ending September 2016	57	↑
Quarter ending December 2016	140	↑
Variance since December 2015	N/A	



ACTIVITY

Cumulative percentage of contracted UDA delivered 2016 & 2017



Adjusted Scheduled Activity (UDA)

Month	2016	2017
April	0	0
May	0	0
June	0	0
July	0	1
August	0	6
September	0	95
October	0	100
November	0	199
December	0	204
January	0	
February	0	
March	0	
April	0	
May	0	
June	0	

QUALITY

	Quantity	Base Number	Contract	AT	Region	England
% of FP17s for the same patient ID Re-attending within 3 months - Children	0	80	0.0%	10.2%	11.9%	12.4%
% of FP17s for the same patient ID Re-attending within 3 months - Adults	1	56	1.8%	15.0%	16.5%	16.6%
% of FP17s for the same patient ID Re-attending between 3 & 9 months - Children	1	80	1.3%	61.4%	60.2%	57.5%
% of FP17s for the same patient ID Re-attending between 3 & 9 months - Adults	1	56	1.8%	53.0%	52.0%	50.4%
% of FP17s for Band 1 Urgent Courses	3	136	2.2%	8.1%	9.5%	9.1%
% of FP17s Relating to Free Repair or Replacements	0	136	0.0%	0.9%	0.7%	0.8%
% of FP17s Relating to Continuations	0	136	0.0%	1.5%	1.2%	1.3%
% of Patients satisfied with the dentistry they have received	0	0	N/A	94.0%	92.9%	92.7%
% of Patients satisfied with the time they had to wait for an appointment	0	0	N/A	89.4%	88.8%	88.8%

* This is based on patients treated on this contract for their most recent course of treatment. Figures in italics indicate the base number of FP17s or Patient Questionnaire responses are less than 100. N/A is shown where the base number of responses is less than 10 during the period. % is calculated as Quantity/Base number*100

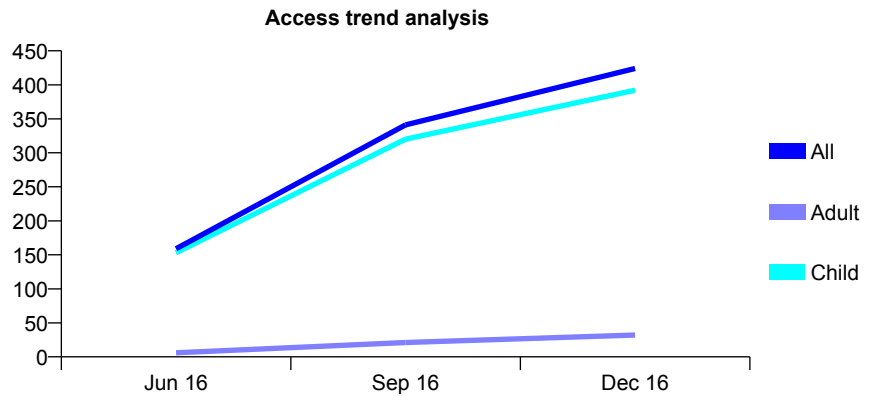
Q65 - Vital Signs At a Glance Contract Report for 100080/0000 - December 2016

Name or company name	Monika Molnar
Contract type name	GDS Contract
Purpose of contract	General
Contract start date	01/04/2016
Contract end date	

16/17 Contracted general activity (UDA)	1,611
Carry forward general activity (UDA)	0
16/17 Contracted orthodontic activity (UOA)	0
Carry forward orthodontic activity (UOA)	0
Baseline contract value	£36,727.35

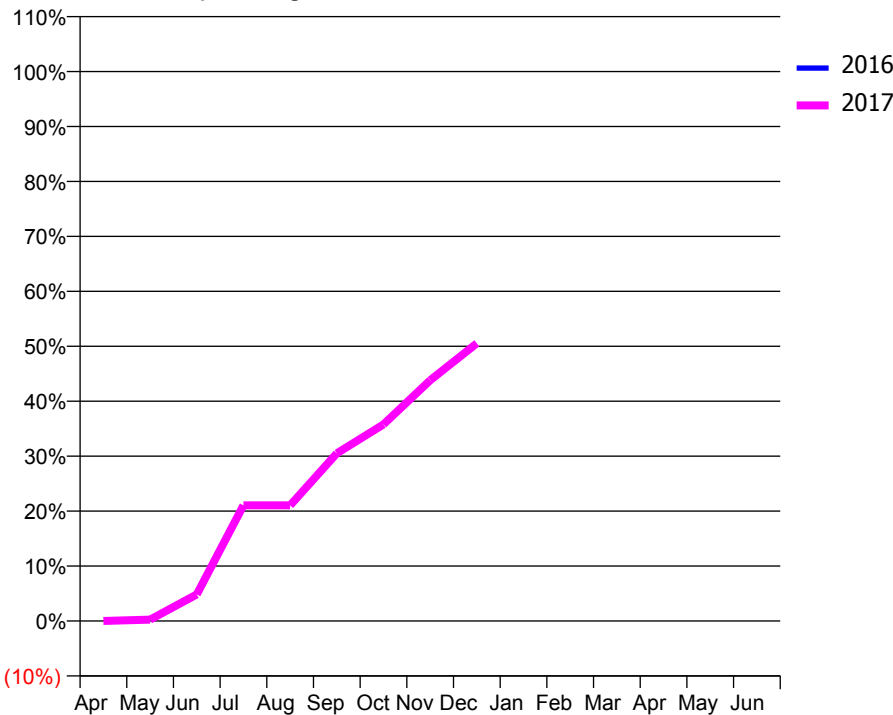
ACCESS*

Patients seen in 24 months	Total	Change since previous quarter
Quarter ending December 2015	0	
Quarter ending March 2016	0	
Quarter ending June 2016	159	↑
Quarter ending September 2016	341	↑
Quarter ending December 2016	424	↑
Variance since December 2015	N/A	



ACTIVITY

Cumulative percentage of contracted UDA delivered 2016 & 2017



Month	Adjusted Scheduled Activity (UDA)	
	2016	2017
April	0	0
May	0	4
June	0	78
July	0	339
August	0	339
September	0	492
October	0	577
November	0	706
December	0	814
January	0	
February	0	
March	0	
April	0	
May	0	
June	0	

QUALITY

	Quantity	Base Number	Contract	AT	Region	England
% of FP17s for the same patient ID Re-attending within 3 months - Children	39	552	7.1%	10.2%	11.9%	12.4%
% of FP17s for the same patient ID Re-attending within 3 months - Adults	0	19	0.0%	15.0%	16.5%	16.6%
% of FP17s for the same patient ID Re-attending between 3 & 9 months - Children	80	552	14.5%	61.4%	60.2%	57.5%
% of FP17s for the same patient ID Re-attending between 3 & 9 months - Adults	2	19	10.5%	53.0%	52.0%	50.4%
% of FP17s for Band 1 Urgent Courses	16	571	2.8%	8.1%	9.5%	9.1%
% of FP17s Relating to Free Repair or Replacements	0	571	0.0%	0.9%	0.7%	0.8%
% of FP17s Relating to Continuations	3	571	0.5%	1.5%	1.2%	1.3%
% of Patients satisfied with the dentistry they have received	0	0	N/A	94.0%	92.9%	92.7%
% of Patients satisfied with the time they had to wait for an appointment	0	0	N/A	89.4%	88.8%	88.8%

* This is based on patients treated on this contract for their most recent course of treatment. Figures in italics indicate the base number of FP17s or Patient Questionnaire responses are less than 100. N/A is shown where the base number of responses is less than 10 during the period. % is calculated as Quantity/Base number*100

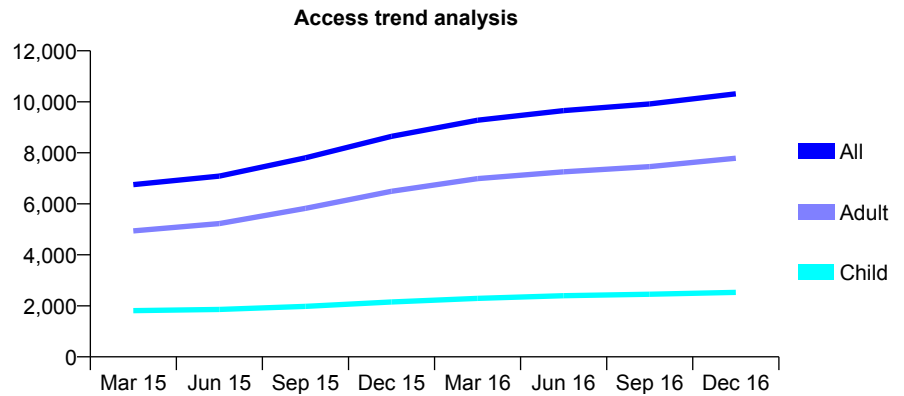
Q65 - Vital Signs At a Glance Contract Report for 101192/0002 - December 2016

Name or company name	Community Dental Centres Ltd
Contract type name	GDS Contract
Purpose of contract	General
Contract start date	01/04/2006
Contract end date	

16/17 Contracted general activity (UDA)	45,767
Carry forward general activity (UDA)	1,057
16/17 Contracted orthodontic activity (UOA)	0
Carry forward orthodontic activity (UOA)	0
Baseline contract value	£1,088,883.76

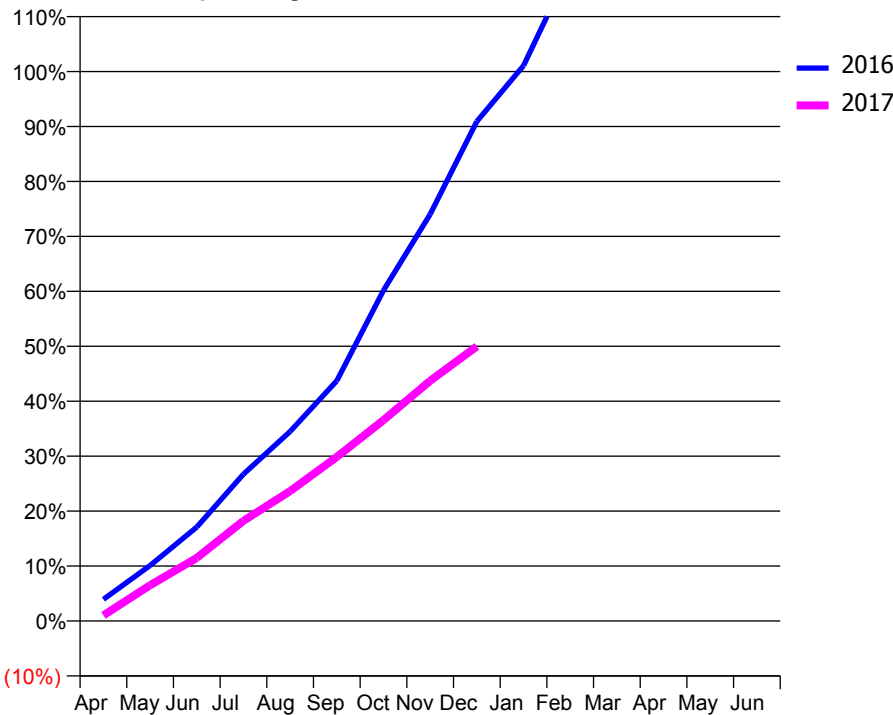
ACCESS*

Patients seen in 24 months	Total	Change since previous quarter
Quarter ending December 2015	8,646	
Quarter ending March 2016	9,280	↑
Quarter ending June 2016	9,654	↑
Quarter ending September 2016	9,915	↑
Quarter ending December 2016	10,314	↑
Variance since December 2015	19.3%	↑



ACTIVITY

Cumulative percentage of contracted UDA delivered 2016 & 2017



Month	Adjusted Scheduled Activity (UDA)	
	2016	2017
April	767	476
May	1,968	2,984
June	3,323	5,261
July	5,198	8,348
August	6,709	10,821
September	8,503	13,663
October	11,702	16,731
November	14,401	20,011
December	17,682	22,878
January	19,659	
February	23,101	
March	26,042	
April	28,089	
May	28,090	
June	28,096	

QUALITY

	Quantity	Base Number	Contract	AT	Region	England
% of FP17s for the same patient ID Re-attending within 3 months - Children	242	3,019	8.0%	10.2%	11.9%	12.4%
% of FP17s for the same patient ID Re-attending within 3 months - Adults	1,299	8,796	14.8%	15.0%	16.5%	16.6%
% of FP17s for the same patient ID Re-attending between 3 & 9 months - Children	1,798	3,019	59.6%	61.4%	60.2%	57.5%
% of FP17s for the same patient ID Re-attending between 3 & 9 months - Adults	4,583	8,796	52.1%	53.0%	52.0%	50.4%
% of FP17s for Band 1 Urgent Courses	852	10,755	7.9%	8.1%	9.5%	9.1%
% of FP17s Relating to Free Repair or Replacements	95	10,755	0.9%	0.9%	0.7%	0.8%
% of FP17s Relating to Continuations	288	10,755	2.7%	1.5%	1.2%	1.3%
% of Patients satisfied with the dentistry they have received	21	22	95.5%	94.0%	92.9%	92.7%
% of Patients satisfied with the time they had to wait for an appointment	21	22	95.5%	89.4%	88.8%	88.8%

* This is based on patients treated on this contract for their most recent course of treatment. Figures in italics indicate the base number of FP17s or Patient Questionnaire responses are less than 100. N/A is shown where the base number of responses is less than 10 during the period. % is calculated as Quantity/Base number*100

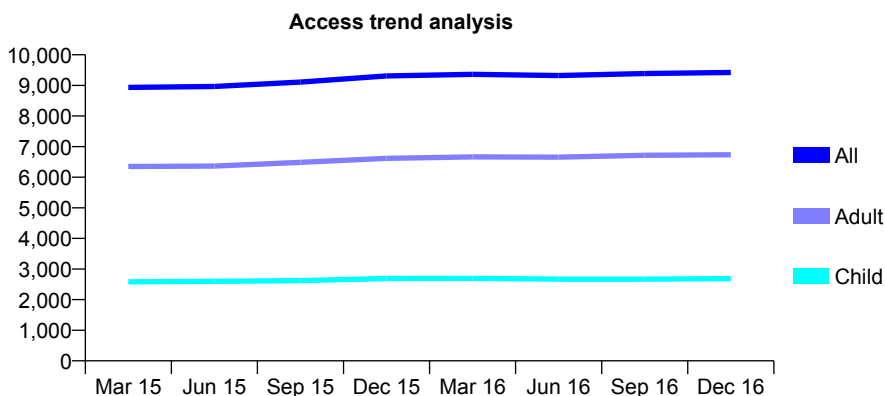
Q65 - Vital Signs At a Glance Contract Report for 101192/0006 - December 2016

Name or company name	Community Dental Centres Ltd
Contract type name	GDS Contract
Purpose of contract	General
Contract start date	01/04/2006
Contract end date	

16/17 Contracted general activity (UDA)	28,047
Carry forward general activity (UDA)	0
16/17 Contracted orthodontic activity (UOA)	0
Carry forward orthodontic activity (UOA)	0
Baseline contract value	£731,384.08

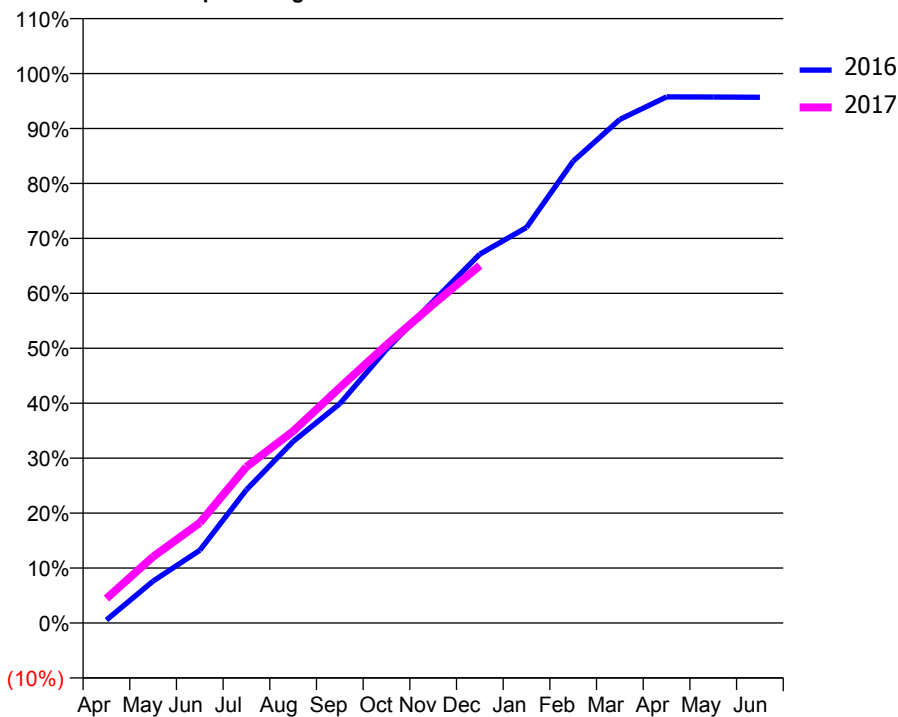
ACCESS*

Patients seen in 24 months	Total	Change since previous quarter
Quarter ending December 2015	9,308	
Quarter ending March 2016	9,360	→
Quarter ending June 2016	9,324	→
Quarter ending September 2016	9,386	→
Quarter ending December 2016	9,421	→
Variance since December 2015	1.2%	→



ACTIVITY

Cumulative percentage of contracted UDA delivered 2016 & 2017



Month	Adjusted Scheduled Activity (UDA)	
	2016	2017
April	156	1,248
May	2,144	3,383
June	3,711	5,114
July	6,799	7,976
August	9,265	9,792
September	11,191	12,020
October	13,971	14,192
November	16,426	16,266
December	18,832	18,247
January	20,194	
February	23,576	
March	25,704	
April	26,850	
May	26,846	
June	26,833	

QUALITY

	Quantity	Base Number	Contract	AT	Region	England
% of FP17s for the same patient ID Re-attending within 3 months - Children	145	2,975	4.9%	10.2%	11.9%	12.4%
% of FP17s for the same patient ID Re-attending within 3 months - Adults	546	6,417	8.5%	15.0%	16.5%	16.6%
% of FP17s for the same patient ID Re-attending between 3 & 9 months - Children	1,946	2,975	65.4%	61.4%	60.2%	57.5%
% of FP17s for the same patient ID Re-attending between 3 & 9 months - Adults	3,510	6,417	54.7%	53.0%	52.0%	50.4%
% of FP17s for Band 1 Urgent Courses	434	8,968	4.8%	8.1%	9.5%	9.1%
% of FP17s Relating to Free Repair or Replacements	35	8,968	0.4%	0.9%	0.7%	0.8%
% of FP17s Relating to Continuations	153	8,968	1.7%	1.5%	1.2%	1.3%
% of Patients satisfied with the dentistry they have received	22	22	100.0%	94.0%	92.9%	92.7%
% of Patients satisfied with the time they had to wait for an appointment	20	22	90.9%	89.4%	88.8%	88.8%

* This is based on patients treated on this contract for their most recent course of treatment. Figures in italics indicate the base number of FP17s or Patient Questionnaire responses are less than 100. N/A is shown where the base number of responses is less than 10 during the period. % is calculated as Quantity/Base number*100

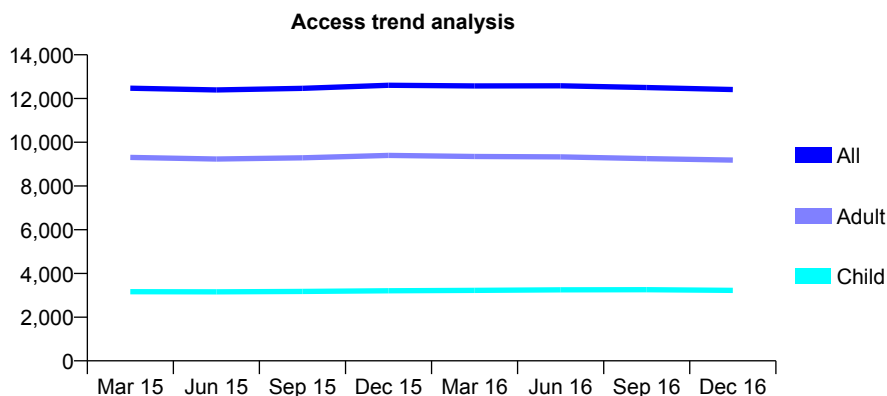
Q65 - Vital Signs At a Glance Contract Report for 101192/0009 - December 2016

Name or company name	Community Dental Centres Ltd
Contract type name	GDS Contract
Purpose of contract	General
Contract start date	01/04/2006
Contract end date	

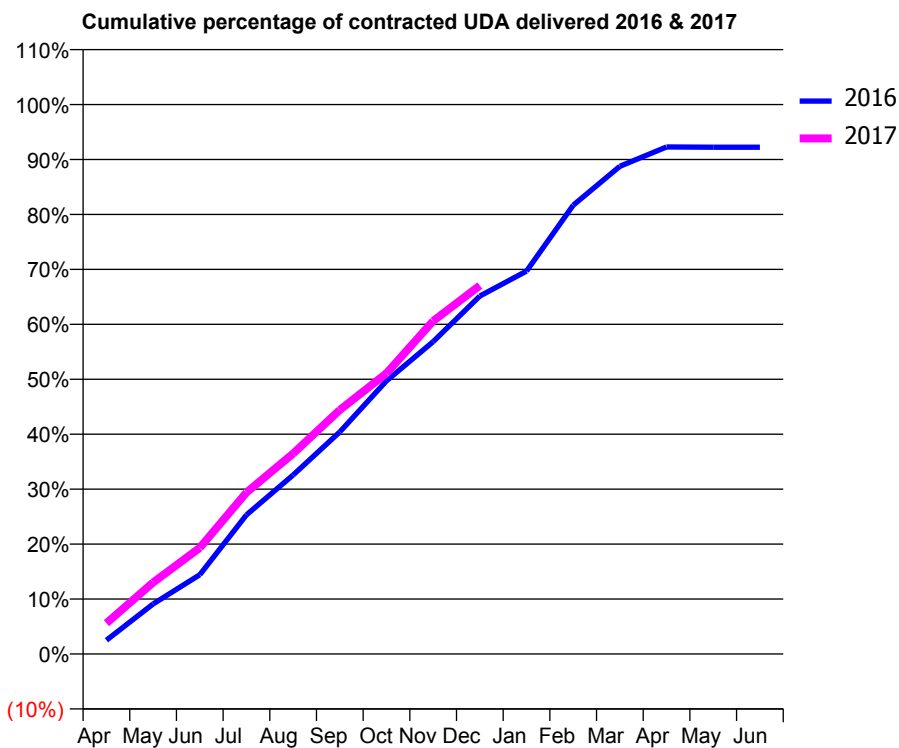
16/17 Contracted general activity (UDA)	41,308
Carry forward general activity (UDA)	0
16/17 Contracted orthodontic activity (UOA)	0
Carry forward orthodontic activity (UOA)	0
Baseline contract value	£1,061,664.89

ACCESS*

Patients seen in 24 months	Total	Change since previous quarter
Quarter ending December 2015	12,607	
Quarter ending March 2016	12,575	→
Quarter ending June 2016	12,581	→
Quarter ending September 2016	12,505	→
Quarter ending December 2016	12,410	→
Variance since December 2015	(1.6%)	↓



ACTIVITY



Month	Adjusted Scheduled Activity (UDA)	
	2016	2017
April	1,035	2,323
May	3,760	5,381
June	5,960	7,983
July	10,464	12,143
August	13,459	15,069
September	16,698	18,352
October	20,532	21,104
November	23,481	25,038
December	26,907	27,699
January	28,783	
February	33,732	
March	36,666	
April	38,115	
May	38,100	
June	38,100	

QUALITY

	Quantity	Base Number	Contract	AT	Region	England
% of FP17s for the same patient ID Re-attending within 3 months - Children	406	3,768	10.8%	10.2%	11.9%	12.4%
% of FP17s for the same patient ID Re-attending within 3 months - Adults	1,679	9,700	17.3%	15.0%	16.5%	16.6%
% of FP17s for the same patient ID Re-attending between 3 & 9 months - Children	2,113	3,768	56.1%	61.4%	60.2%	57.5%
% of FP17s for the same patient ID Re-attending between 3 & 9 months - Adults	4,790	9,700	49.4%	53.0%	52.0%	50.4%
% of FP17s for Band 1 Urgent Courses	1,556	12,728	12.2%	8.1%	9.5%	9.1%
% of FP17s Relating to Free Repair or Replacements	108	12,728	0.8%	0.9%	0.7%	0.8%
% of FP17s Relating to Continuations	246	12,728	1.9%	1.5%	1.2%	1.3%
% of Patients satisfied with the dentistry they have received	18	19	94.7%	94.0%	92.9%	92.7%
% of Patients satisfied with the time they had to wait for an appointment	15	19	78.9%	89.4%	88.8%	88.8%

* This is based on patients treated on this contract for their most recent course of treatment. Figures in italics indicate the base number of FP17s or Patient Questionnaire responses are less than 100. N/A is shown where the base number of responses is less than 10 during the period. % is calculated as Quantity/Base number*100

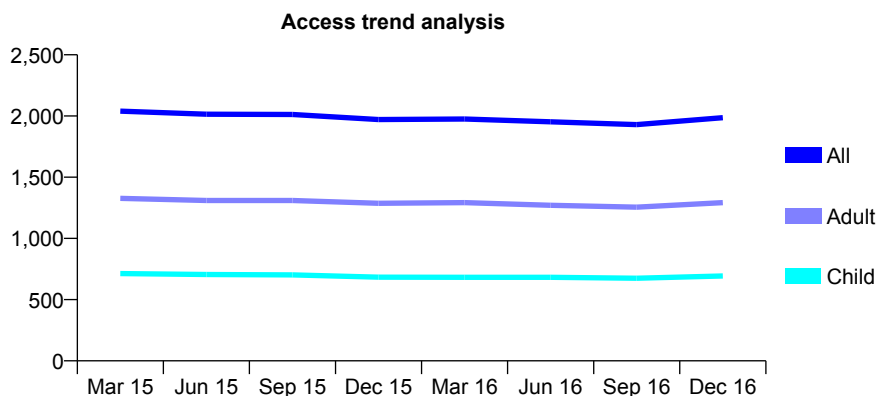
Q65 - Vital Signs At a Glance Contract Report for 101281/0080 - December 2016

Name or company name	OASIS DENTAL CARE LTD
Contract type name	GDS Contract
Purpose of contract	General
Contract start date	01/04/2006
Contract end date	

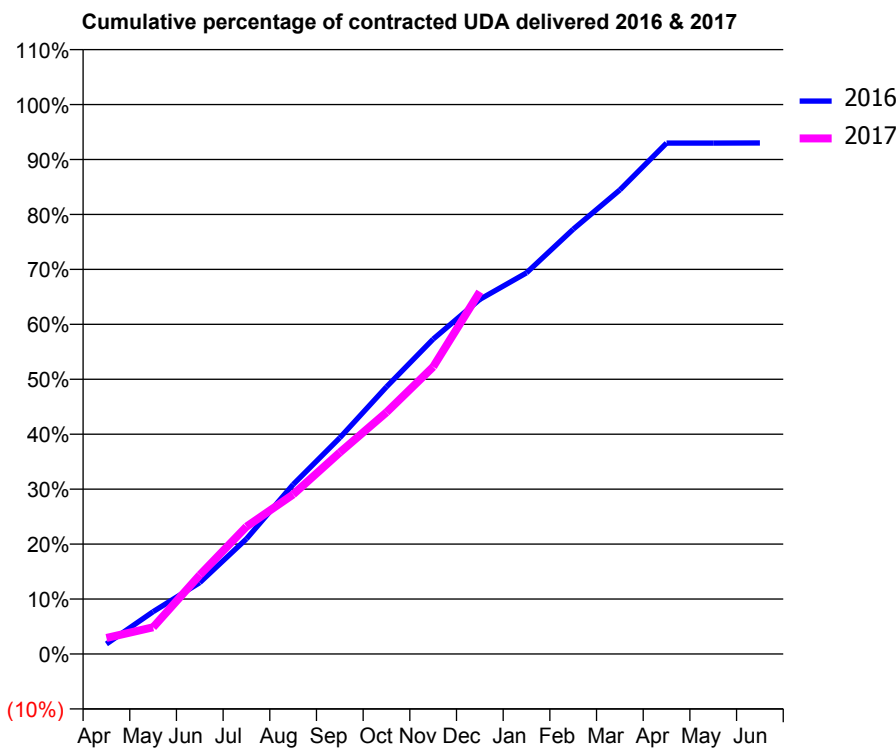
16/17 Contracted general activity (UDA)	4,535
Carry forward general activity (UDA)	0
16/17 Contracted orthodontic activity (UOA)	0
Carry forward orthodontic activity (UOA)	0
Baseline contract value	£95,822.72

ACCESS*

Patients seen in 24 months	Total	Change since previous quarter
Quarter ending December 2015	1,971	
Quarter ending March 2016	1,975	→
Quarter ending June 2016	1,953	↓
Quarter ending September 2016	1,930	↓
Quarter ending December 2016	1,986	↑
Variance since December 2015	0.8%	→



ACTIVITY



Month	Adjusted Scheduled Activity (UDA)	
	2016	2017
April	83	133
May	349	221
June	589	652
July	950	1,052
August	1,399	1,316
September	1,785	1,664
October	2,204	1,995
November	2,599	2,370
December	2,927	2,990
January	3,146	
February	3,505	
March	3,830	
April	4,217	
May	4,217	
June	4,218	

QUALITY

	Quantity	Base Number	Contract	AT	Region	England
% of FP17s for the same patient ID Re-attending within 3 months - Children	19	771	2.5%	10.2%	11.9%	12.4%
% of FP17s for the same patient ID Re-attending within 3 months - Adults	139	1,248	11.1%	15.0%	16.5%	16.6%
% of FP17s for the same patient ID Re-attending between 3 & 9 months - Children	477	771	61.9%	61.4%	60.2%	57.5%
% of FP17s for the same patient ID Re-attending between 3 & 9 months - Adults	593	1,248	47.5%	53.0%	52.0%	50.4%
% of FP17s for Band 1 Urgent Courses	54	1,814	3.0%	8.1%	9.5%	9.1%
% of FP17s Relating to Free Repair or Replacements	4	1,814	0.2%	0.9%	0.7%	0.8%
% of FP17s Relating to Continuations	32	1,814	1.8%	1.5%	1.2%	1.3%
% of Patients satisfied with the dentistry they have received	3	3	N/A	94.0%	92.9%	92.7%
% of Patients satisfied with the time they had to wait for an appointment	2	3	N/A	89.4%	88.8%	88.8%

* This is based on patients treated on this contract for their most recent course of treatment. Figures in italics indicate the base number of FP17s or Patient Questionnaire responses are less than 100. N/A is shown where the base number of responses is less than 10 during the period. % is calculated as Quantity/Base number*100

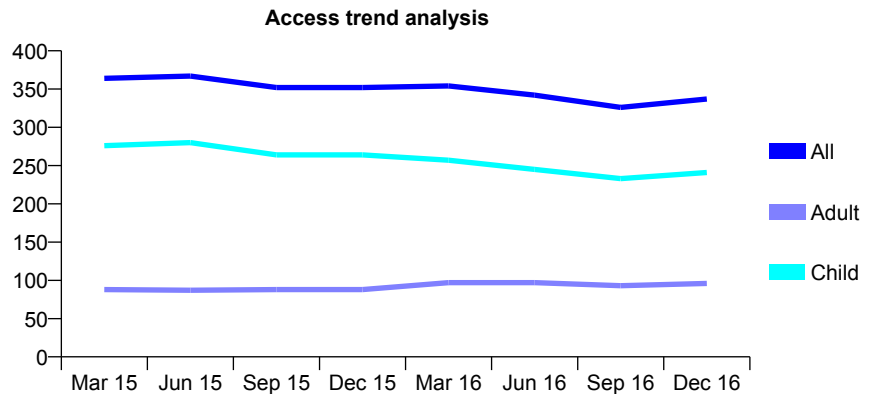
Q65 - Vital Signs At a Glance Contract Report for 101281/0085 - December 2016

Name or company name	OASIS DENTAL CARE LTD
Contract type name	GDS Contract
Purpose of contract	General
Contract start date	01/04/2006
Contract end date	

16/17 Contracted general activity (UDA)	517
Carry forward general activity (UDA)	-10
16/17 Contracted orthodontic activity (UOA)	0
Carry forward orthodontic activity (UOA)	0
Baseline contract value	£10,890.11

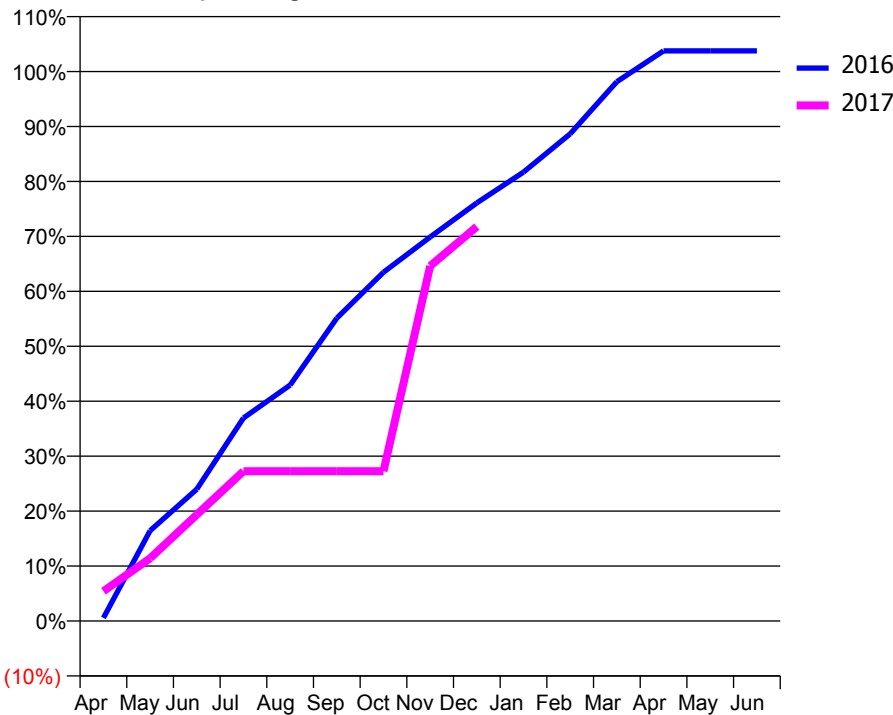
ACCESS*

Patients seen in 24 months	Total	Change since previous quarter
Quarter ending December 2015	352	
Quarter ending March 2016	354	→
Quarter ending June 2016	342	↓
Quarter ending September 2016	326	↓
Quarter ending December 2016	337	↑
Variance since December 2015	(4.3%)	↓



ACTIVITY

Cumulative percentage of contracted UDA delivered 2016 & 2017



Month	Adjusted Scheduled Activity (UDA)	
	2016	2017
April	3	28
May	85	59
June	124	100
July	191	141
August	222	141
September	285	141
October	328	141
November	361	334
December	393	371
January	422	
February	458	
March	507	
April	536	
May	536	
June	536	

QUALITY

	Quantity	Base Number	Contract	AT	Region	England
% of FP17s for the same patient ID Re-attending within 3 months - Children	11	234	4.7%	10.2%	11.9%	12.4%
% of FP17s for the same patient ID Re-attending within 3 months - Adults	1	63	1.6%	15.0%	16.5%	16.6%
% of FP17s for the same patient ID Re-attending between 3 & 9 months - Children	128	234	54.7%	61.4%	60.2%	57.5%
% of FP17s for the same patient ID Re-attending between 3 & 9 months - Adults	33	63	52.4%	53.0%	52.0%	50.4%
% of FP17s for Band 1 Urgent Courses	0	270	0.0%	8.1%	9.5%	9.1%
% of FP17s Relating to Free Repair or Replacements	0	270	0.0%	0.9%	0.7%	0.8%
% of FP17s Relating to Continuations	0	270	0.0%	1.5%	1.2%	1.3%
% of Patients satisfied with the dentistry they have received	0	0	N/A	94.0%	92.9%	92.7%
% of Patients satisfied with the time they had to wait for an appointment	0	0	N/A	89.4%	88.8%	88.8%

* This is based on patients treated on this contract for their most recent course of treatment. Figures in italics indicate the base number of FP17s or Patient Questionnaire responses are less than 100. N/A is shown where the base number of responses is less than 10 during the period. % is calculated as Quantity/Base number*100

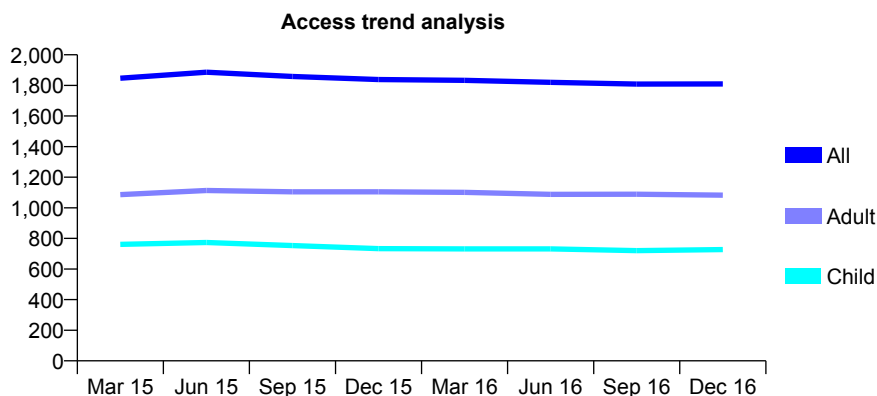
Q65 - Vital Signs At a Glance Contract Report for 101281/0094 - December 2016

Name or company name	OASIS DENTAL CARE LTD
Contract type name	GDS Contract
Purpose of contract	General
Contract start date	01/04/2006
Contract end date	

16/17 Contracted general activity (UDA)	5,393
Carry forward general activity (UDA)	6
16/17 Contracted orthodontic activity (UOA)	0
Carry forward orthodontic activity (UOA)	0
Baseline contract value	£120,551.31

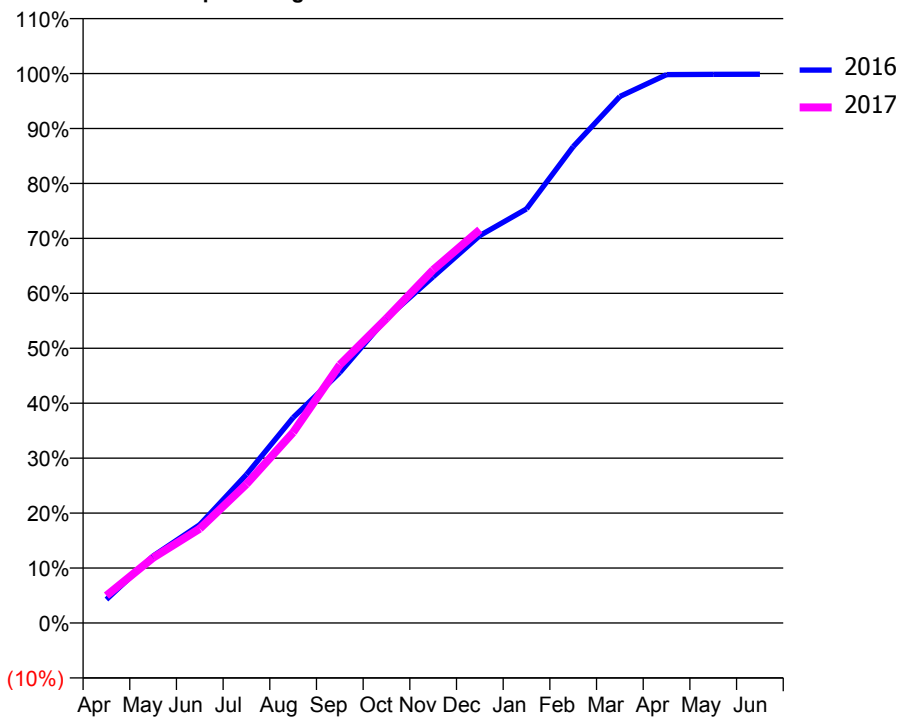
ACCESS*

Patients seen in 24 months	Total	Change since previous quarter
Quarter ending December 2015	1,838	
Quarter ending March 2016	1,833	→
Quarter ending June 2016	1,820	→
Quarter ending September 2016	1,809	→
Quarter ending December 2016	1,810	→
Variance since December 2015	(1.5%)	↓



ACTIVITY

Cumulative percentage of contracted UDA delivered 2016 & 2017



Month	Adjusted Scheduled Activity (UDA)	
	2016	2017
April	231	269
May	657	641
June	965	926
July	1,457	1,363
August	2,016	1,870
September	2,459	2,534
October	2,991	2,990
November	3,398	3,466
December	3,803	3,860
January	4,064	
February	4,676	
March	5,167	
April	5,383	
May	5,385	
June	5,387	

QUALITY

	Quantity	Base Number	Contract	AT	Region	England
% of FP17s for the same patient ID Re-attending within 3 months - Children	114	912	12.5%	10.2%	11.9%	12.4%
% of FP17s for the same patient ID Re-attending within 3 months - Adults	268	1,233	21.7%	15.0%	16.5%	16.6%
% of FP17s for the same patient ID Re-attending between 3 & 9 months - Children	479	912	52.5%	61.4%	60.2%	57.5%
% of FP17s for the same patient ID Re-attending between 3 & 9 months - Adults	646	1,233	52.4%	53.0%	52.0%	50.4%
% of FP17s for Band 1 Urgent Courses	199	2,030	9.8%	8.1%	9.5%	9.1%
% of FP17s Relating to Free Repair or Replacements	7	2,030	0.3%	0.9%	0.7%	0.8%
% of FP17s Relating to Continuations	60	2,030	3.0%	1.5%	1.2%	1.3%
% of Patients satisfied with the dentistry they have received	2	2	N/A	94.0%	92.9%	92.7%
% of Patients satisfied with the time they had to wait for an appointment	1	2	N/A	89.4%	88.8%	88.8%

* This is based on patients treated on this contract for their most recent course of treatment. Figures in italics indicate the base number of FP17s or Patient Questionnaire responses are less than 100. N/A is shown where the base number of responses is less than 10 during the period. % is calculated as Quantity/Base number*100

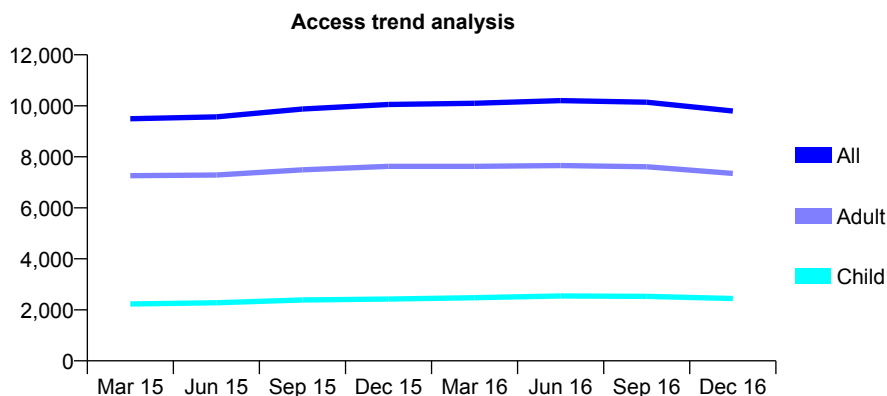
Q65 - Vital Signs At a Glance Contract Report for 101281/0226 - December 2016

Name or company name	OASIS DENTAL CARE LTD
Contract type name	GDS Contract
Purpose of contract	General
Contract start date	24/11/2010
Contract end date	

16/17 Contracted general activity (UDA)	31,290
Carry forward general activity (UDA)	1,100
16/17 Contracted orthodontic activity (UOA)	0
Carry forward orthodontic activity (UOA)	0
Baseline contract value	£831,472.37

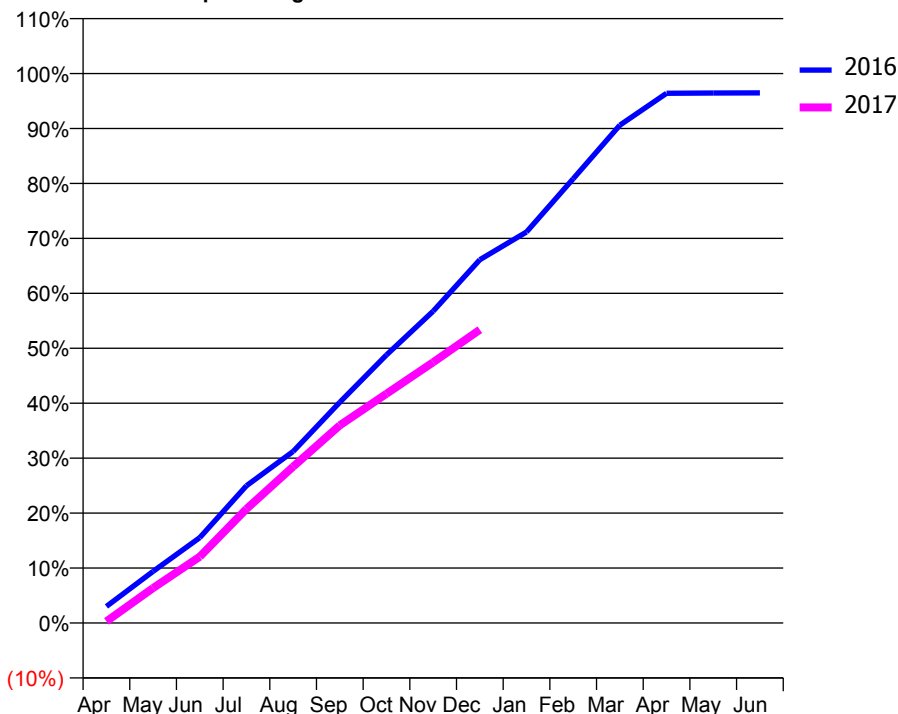
ACCESS*

Patients seen in 24 months	Total	Change since previous quarter
Quarter ending December 2015	10,050	
Quarter ending March 2016	10,101	→
Quarter ending June 2016	10,202	→
Quarter ending September 2016	10,140	→
Quarter ending December 2016	9,796	↓
Variance since December 2015	(2.5%)	↓



ACTIVITY

Cumulative percentage of contracted UDA delivered 2016 & 2017



Month	Adjusted Scheduled Activity (UDA)	
	2016	2017
April	945	91
May	2,943	1,992
June	4,866	3,778
July	7,818	6,494
August	9,765	8,901
September	12,570	11,259
October	15,264	13,054
November	17,755	14,848
December	20,685	16,703
January	22,270	
February	25,296	
March	28,350	
April	30,164	
May	30,175	
June	30,190	

QUALITY

	Quantity	Base Number	Contract	AT	Region	England
% of FP17s for the same patient ID Re-attending within 3 months - Children	145	1,951	7.4%	10.2%	11.9%	12.4%
% of FP17s for the same patient ID Re-attending within 3 months - Adults	758	5,822	13.0%	15.0%	16.5%	16.6%
% of FP17s for the same patient ID Re-attending between 3 & 9 months - Children	968	1,951	49.6%	61.4%	60.2%	57.5%
% of FP17s for the same patient ID Re-attending between 3 & 9 months - Adults	2,776	5,822	47.7%	53.0%	52.0%	50.4%
% of FP17s for Band 1 Urgent Courses	734	7,126	10.3%	8.1%	9.5%	9.1%
% of FP17s Relating to Free Repair or Replacements	51	7,126	0.7%	0.9%	0.7%	0.8%
% of FP17s Relating to Continuations	116	7,126	1.6%	1.5%	1.2%	1.3%
% of Patients satisfied with the dentistry they have received	12	14	85.7%	94.0%	92.9%	92.7%
% of Patients satisfied with the time they had to wait for an appointment	11	14	78.6%	89.4%	88.8%	88.8%

* This is based on patients treated on this contract for their most recent course of treatment. Figures in italics indicate the base number of FP17s or Patient Questionnaire responses are less than 100. N/A is shown where the base number of responses is less than 10 during the period. % is calculated as Quantity/Base number*100

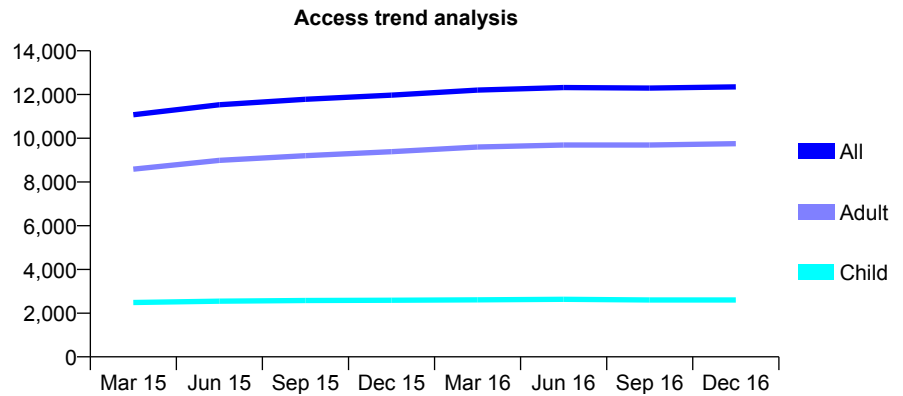
Q65 - Vital Signs At a Glance Contract Report for 101281/0253 - December 2016

Name or company name	OASIS DENTAL CARE LTD
Contract type name	GDS Contract
Purpose of contract	General
Contract start date	05/04/2013
Contract end date	

16/17 Contracted general activity (UDA)	41,045
Carry forward general activity (UDA)	-536
16/17 Contracted orthodontic activity (UOA)	0
Carry forward orthodontic activity (UOA)	0
Baseline contract value	£1,197,600.07

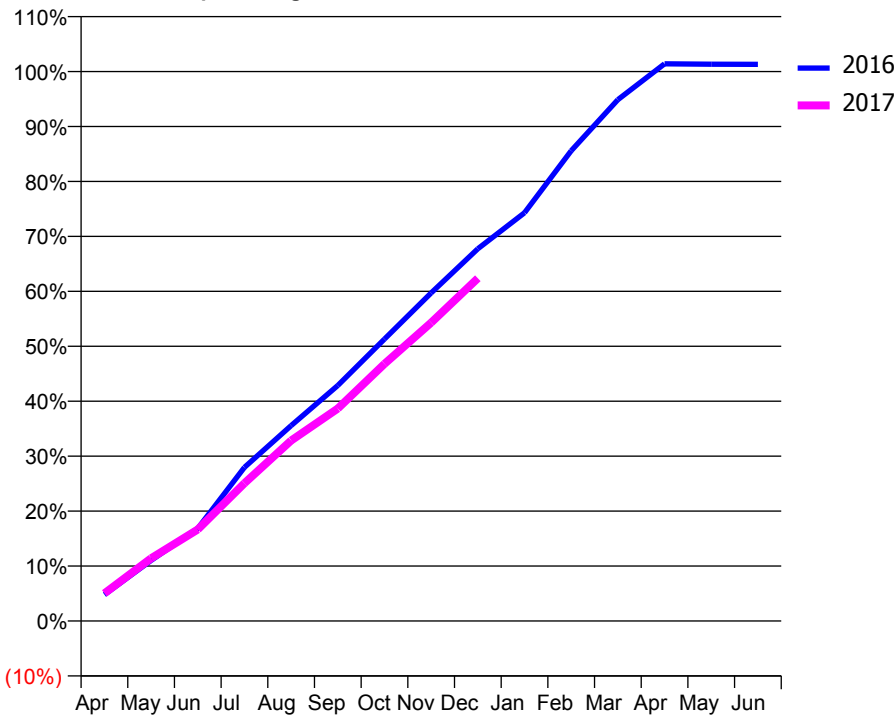
ACCESS*

Patients seen in 24 months	Total	Change since previous quarter
Quarter ending December 2015	11,972	
Quarter ending March 2016	12,204	→
Quarter ending June 2016	12,322	→
Quarter ending September 2016	12,295	→
Quarter ending December 2016	12,350	→
Variance since December 2015	3.2%	↑



ACTIVITY

Cumulative percentage of contracted UDA delivered 2016 & 2017



Month	Adjusted Scheduled Activity (UDA)	
	2016	2017
April	1,967	2,066
May	4,530	4,689
June	6,915	6,838
July	11,476	10,297
August	14,601	13,484
September	17,599	15,872
October	21,057	19,205
November	24,510	22,289
December	27,803	25,600
January	30,493	
February	35,121	
March	38,942	
April	41,618	
May	41,586	
June	41,581	

QUALITY

	Quantity	Base Number	Contract	AT	Region	England
% of FP17s for the same patient ID Re-attending within 3 months - Children	240	3,091	7.8%	10.2%	11.9%	12.4%
% of FP17s for the same patient ID Re-attending within 3 months - Adults	2,018	11,509	17.5%	15.0%	16.5%	16.6%
% of FP17s for the same patient ID Re-attending between 3 & 9 months - Children	2,109	3,091	68.2%	61.4%	60.2%	57.5%
% of FP17s for the same patient ID Re-attending between 3 & 9 months - Adults	6,991	11,509	60.7%	53.0%	52.0%	50.4%
% of FP17s for Band 1 Urgent Courses	1,308	13,547	9.7%	8.1%	9.5%	9.1%
% of FP17s Relating to Free Repair or Replacements	321	13,547	2.4%	0.9%	0.7%	0.8%
% of FP17s Relating to Continuations	130	13,547	1.0%	1.5%	1.2%	1.3%
% of Patients satisfied with the dentistry they have received	55	57	96.5%	94.0%	92.9%	92.7%
% of Patients satisfied with the time they had to wait for an appointment	50	57	87.7%	89.4%	88.8%	88.8%

* This is based on patients treated on this contract for their most recent course of treatment. Figures in italics indicate the base number of FP17s or Patient Questionnaire responses are less than 100. N/A is shown where the base number of responses is less than 10 during the period. % is calculated as Quantity/Base number*100

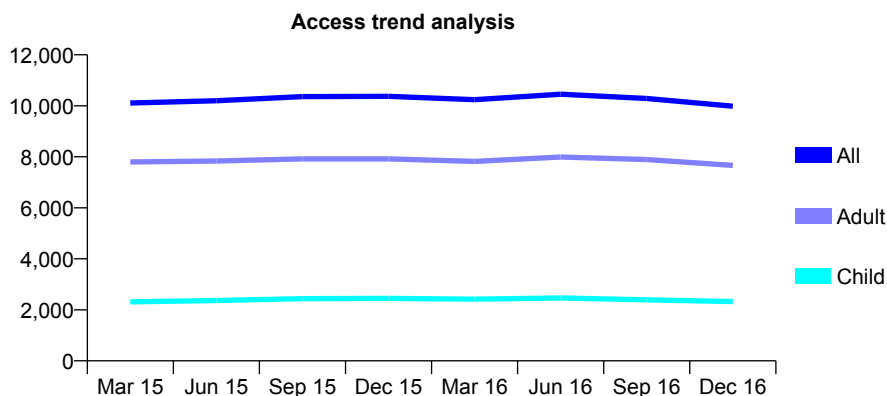
Q65 - Vital Signs At a Glance Contract Report for 101338/0029 - December 2016

Name or company name	Whitecross Dental Care Limited
Contract type name	GDS Contract
Purpose of contract	General
Contract start date	01/04/2006
Contract end date	

16/17 Contracted general activity (UDA)	29,065
Carry forward general activity (UDA)	0
16/17 Contracted orthodontic activity (UOA)	0
Carry forward orthodontic activity (UOA)	0
Baseline contract value	£604,904.48

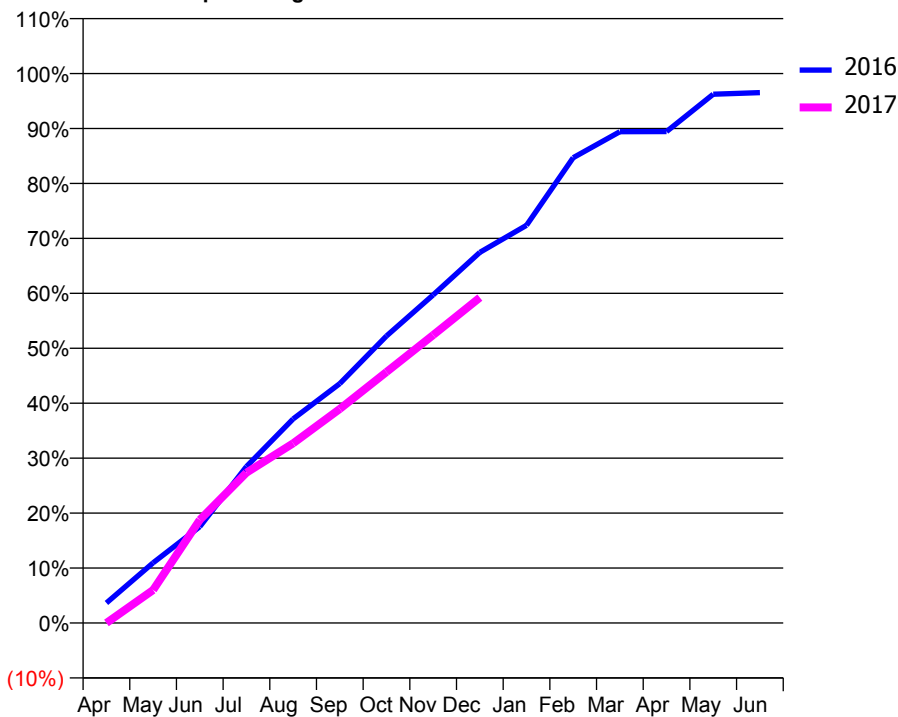
ACCESS*

Patients seen in 24 months	Total	Change since previous quarter
Quarter ending December 2015	10,369	
Quarter ending March 2016	10,238	↓
Quarter ending June 2016	10,454	↑
Quarter ending September 2016	10,287	↓
Quarter ending December 2016	9,986	↓
Variance since December 2015	(3.7%)	↓



ACTIVITY

Cumulative percentage of contracted UDA delivered 2016 & 2017



Month	Adjusted Scheduled Activity (UDA)	
	2016	2017
April	1,065	0
May	3,188	1,745
June	5,098	5,454
July	8,276	7,953
August	10,793	9,501
September	12,663	11,324
October	15,183	13,279
November	17,355	15,233
December	19,604	17,214
January	21,037	
February	24,614	
March	25,985	
April	25,991	
May	27,966	
June	28,051	

QUALITY

	Quantity	Base Number	Contract	AT	Region	England
% of FP17s for the same patient ID Re-attending within 3 months - Children	66	2,481	2.7%	10.2%	11.9%	12.4%
% of FP17s for the same patient ID Re-attending within 3 months - Adults	471	7,578	6.2%	15.0%	16.5%	16.6%
% of FP17s for the same patient ID Re-attending between 3 & 9 months - Children	1,553	2,481	62.6%	61.4%	60.2%	57.5%
% of FP17s for the same patient ID Re-attending between 3 & 9 months - Adults	3,970	7,578	52.4%	53.0%	52.0%	50.4%
% of FP17s for Band 1 Urgent Courses	225	9,045	2.5%	8.1%	9.5%	9.1%
% of FP17s Relating to Free Repair or Replacements	59	9,045	0.7%	0.9%	0.7%	0.8%
% of FP17s Relating to Continuations	73	9,045	0.8%	1.5%	1.2%	1.3%
% of Patients satisfied with the dentistry they have received	17	17	100.0%	94.0%	92.9%	92.7%
% of Patients satisfied with the time they had to wait for an appointment	16	17	94.1%	89.4%	88.8%	88.8%

* This is based on patients treated on this contract for their most recent course of treatment. Figures in italics indicate the base number of FP17s or Patient Questionnaire responses are less than 100. N/A is shown where the base number of responses is less than 10 during the period. % is calculated as Quantity/Base number*100

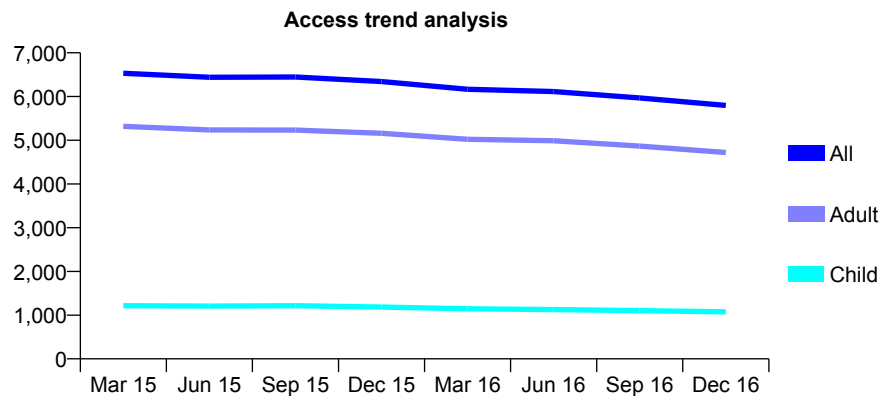
Q65 - Vital Signs At a Glance Contract Report for 101338/0060 - December 2016

Name or company name	Whitecross Dental Care Limited
Contract type name	GDS Contract
Purpose of contract	General
Contract start date	01/01/2008
Contract end date	

16/17 Contracted general activity (UDA)	16,000
Carry forward general activity (UDA)	0
16/17 Contracted orthodontic activity (UOA)	0
Carry forward orthodontic activity (UOA)	0
Baseline contract value	£415,362.39

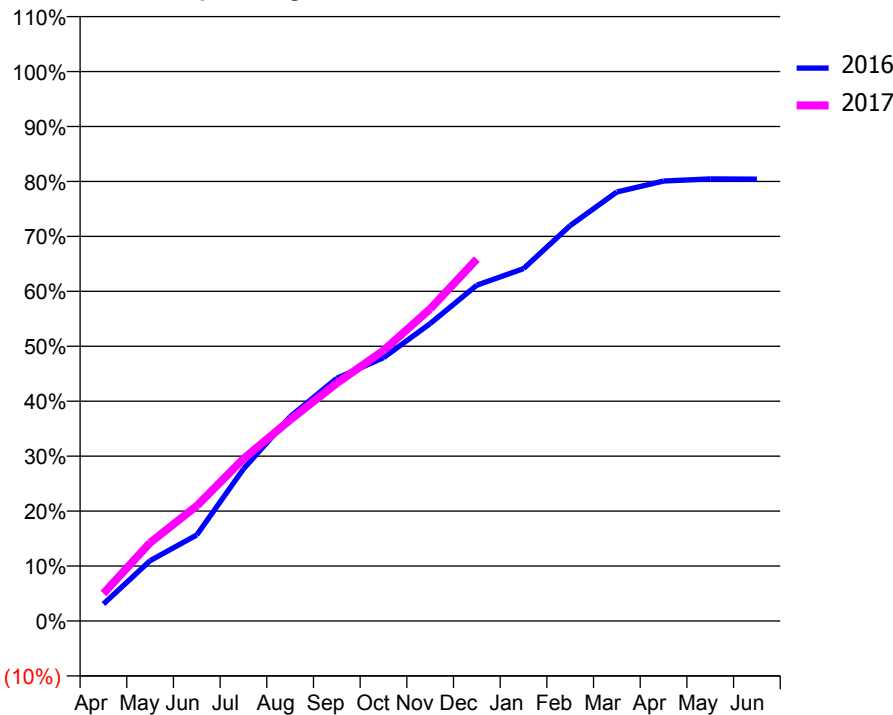
ACCESS*

Patients seen in 24 months	Total	Change since previous quarter
Quarter ending December 2015	6,344	
Quarter ending March 2016	6,167	↓
Quarter ending June 2016	6,115	→
Quarter ending September 2016	5,969	↓
Quarter ending December 2016	5,796	↓
Variance since December 2015	(8.6%)	↓



ACTIVITY

Cumulative percentage of contracted UDA delivered 2016 & 2017



Month	Adjusted Scheduled Activity (UDA)	
	2016	2017
April	551	803
May	1,957	2,281
June	2,791	3,354
July	4,933	4,722
August	6,627	5,859
September	7,871	6,925
October	8,540	7,875
November	9,647	9,089
December	10,889	10,540
January	11,428	
February	12,823	
March	13,915	
April	14,268	
May	14,336	
June	14,331	

QUALITY

	Quantity	Base Number	Contract	AT	Region	England
% of FP17s for the same patient ID Re-attending within 3 months - Children	53	932	5.7%	10.2%	11.9%	12.4%
% of FP17s for the same patient ID Re-attending within 3 months - Adults	448	3,866	11.6%	15.0%	16.5%	16.6%
% of FP17s for the same patient ID Re-attending between 3 & 9 months - Children	456	932	48.9%	61.4%	60.2%	57.5%
% of FP17s for the same patient ID Re-attending between 3 & 9 months - Adults	1,645	3,866	42.6%	53.0%	52.0%	50.4%
% of FP17s for Band 1 Urgent Courses	319	4,594	6.9%	8.1%	9.5%	9.1%
% of FP17s Relating to Free Repair or Replacements	21	4,594	0.5%	0.9%	0.7%	0.8%
% of FP17s Relating to Continuations	59	4,594	1.3%	1.5%	1.2%	1.3%
% of Patients satisfied with the dentistry they have received	15	15	100.0%	94.0%	92.9%	92.7%
% of Patients satisfied with the time they had to wait for an appointment	12	15	80.0%	89.4%	88.8%	88.8%

* This is based on patients treated on this contract for their most recent course of treatment. Figures in italics indicate the base number of FP17s or Patient Questionnaire responses are less than 100. N/A is shown where the base number of responses is less than 10 during the period. % is calculated as Quantity/Base number*100

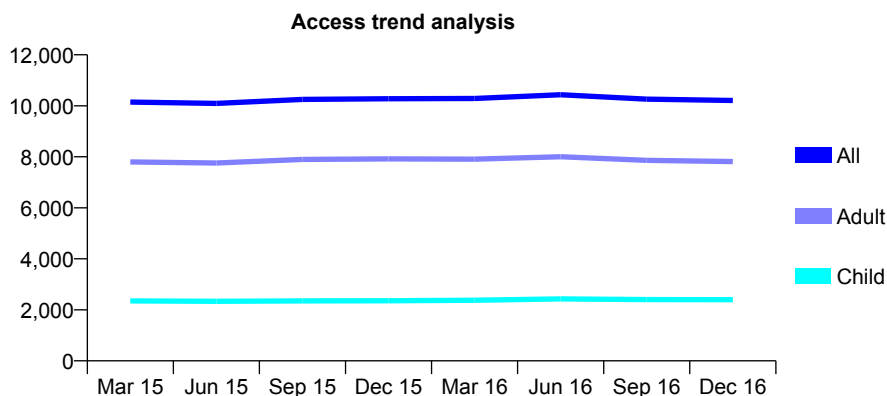
Q65 - Vital Signs At a Glance Contract Report for 101338/0066 - December 2016

Name or company name	Whitecross Dental Care Limited
Contract type name	GDS Contract
Purpose of contract	General
Contract start date	01/06/2008
Contract end date	

16/17 Contracted general activity (UDA)	25,250
Carry forward general activity (UDA)	0
16/17 Contracted orthodontic activity (UOA)	0
Carry forward orthodontic activity (UOA)	0
Baseline contract value	£607,021.35

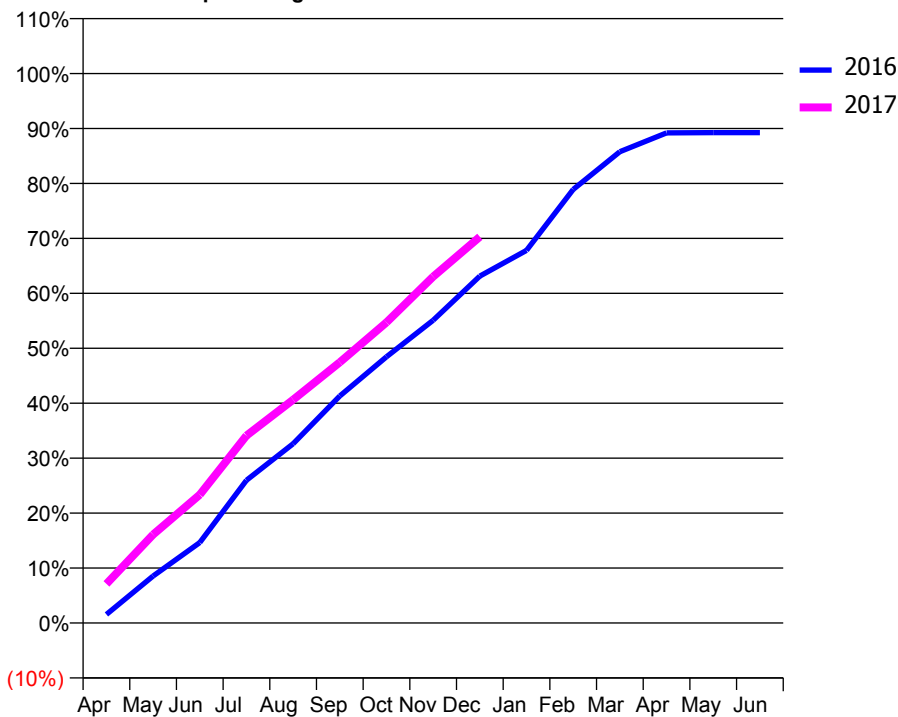
ACCESS*

Patients seen in 24 months	Total	Change since previous quarter
Quarter ending December 2015	10,275	
Quarter ending March 2016	10,287	→
Quarter ending June 2016	10,433	→
Quarter ending September 2016	10,264	↓
Quarter ending December 2016	10,211	→
Variance since December 2015	(0.6%)	→



ACTIVITY

Cumulative percentage of contracted UDA delivered 2016 & 2017



Month	Adjusted Scheduled Activity (UDA)	
	2016	2017
April	525	1,796
May	2,876	4,068
June	4,929	5,898
July	8,734	8,614
August	10,975	10,262
September	13,893	11,981
October	16,293	13,812
November	18,529	15,916
December	21,236	17,750
January	22,805	
February	26,534	
March	28,849	
April	29,997	
May	30,011	
June	30,011	

QUALITY

	Quantity	Base Number	Contract	AT	Region	England
% of FP17s for the same patient ID Re-attending within 3 months - Children	135	2,205	6.1%	10.2%	11.9%	12.4%
% of FP17s for the same patient ID Re-attending within 3 months - Adults	936	6,745	13.9%	15.0%	16.5%	16.6%
% of FP17s for the same patient ID Re-attending between 3 & 9 months - Children	1,187	2,205	53.8%	61.4%	60.2%	57.5%
% of FP17s for the same patient ID Re-attending between 3 & 9 months - Adults	2,841	6,745	42.1%	53.0%	52.0%	50.4%
% of FP17s for Band 1 Urgent Courses	1,058	8,413	12.6%	8.1%	9.5%	9.1%
% of FP17s Relating to Free Repair or Replacements	58	8,413	0.7%	0.9%	0.7%	0.8%
% of FP17s Relating to Continuations	124	8,413	1.5%	1.5%	1.2%	1.3%
% of Patients satisfied with the dentistry they have received	12	13	92.3%	94.0%	92.9%	92.7%
% of Patients satisfied with the time they had to wait for an appointment	13	13	100.0%	89.4%	88.8%	88.8%

* This is based on patients treated on this contract for their most recent course of treatment. Figures in italics indicate the base number of FP17s or Patient Questionnaire responses are less than 100. N/A is shown where the base number of responses is less than 10 during the period. % is calculated as Quantity/Base number*100

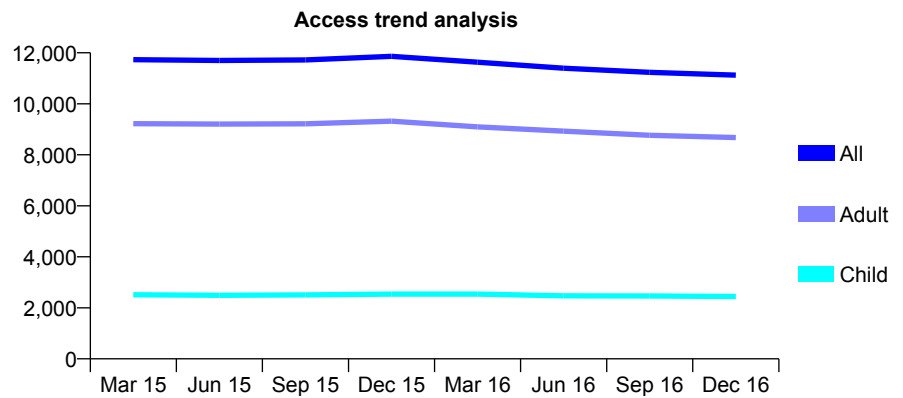
Q65 - Vital Signs At a Glance Contract Report for 101338/0097 - December 2016

Name or company name	Whitecross Dental Care Limited
Contract type name	GDS Contract
Purpose of contract	General
Contract start date	01/09/2009
Contract end date	

16/17 Contracted general activity (UDA)	32,000
Carry forward general activity (UDA)	0
16/17 Contracted orthodontic activity (UOA)	0
Carry forward orthodontic activity (UOA)	0
Baseline contract value	£848,682.12

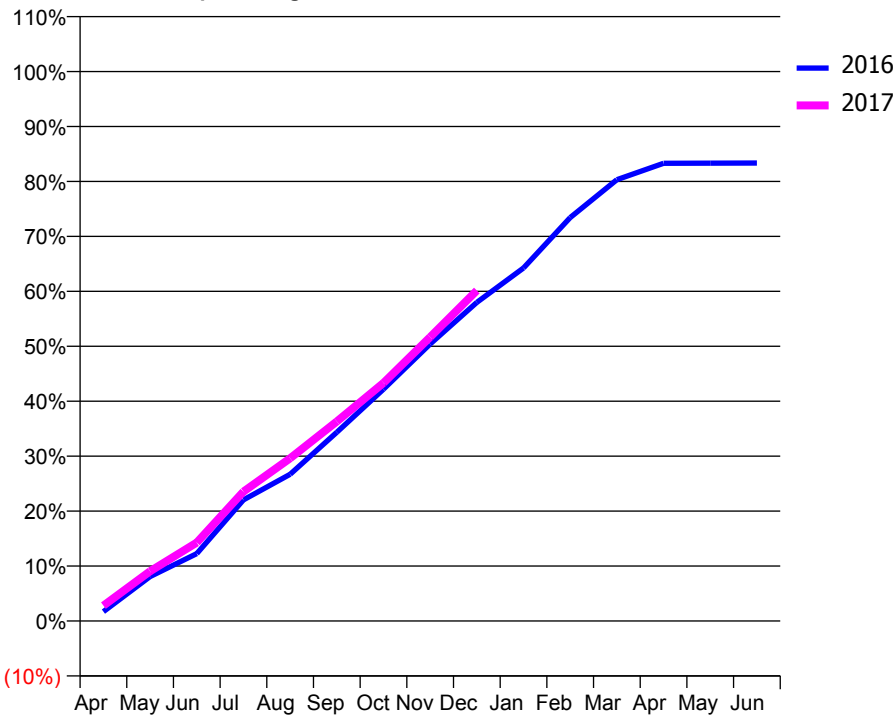
ACCESS*

Patients seen in 24 months	Total	Change since previous quarter
Quarter ending December 2015	11,860	
Quarter ending March 2016	11,632	↓
Quarter ending June 2016	11,396	↓
Quarter ending September 2016	11,232	↓
Quarter ending December 2016	11,125	→
Variance since December 2015	(6.2%)	↓



ACTIVITY

Cumulative percentage of contracted UDA delivered 2016 & 2017



Month	Adjusted Scheduled Activity (UDA)	
	2016	2017
April	627	894
May	2,981	2,902
June	4,516	4,568
July	8,114	7,533
August	9,838	9,477
September	12,646	11,622
October	15,537	13,862
November	18,564	16,540
December	21,354	19,248
January	23,661	
February	27,036	
March	29,571	
April	30,669	
May	30,678	
June	30,688	

QUALITY

	Quantity	Base Number	Contract	AT	Region	England
% of FP17s for the same patient ID Re-attending within 3 months - Children	132	2,271	5.8%	10.2%	11.9%	12.4%
% of FP17s for the same patient ID Re-attending within 3 months - Adults	1,044	7,294	14.3%	15.0%	16.5%	16.6%
% of FP17s for the same patient ID Re-attending between 3 & 9 months - Children	1,287	2,271	56.7%	61.4%	60.2%	57.5%
% of FP17s for the same patient ID Re-attending between 3 & 9 months - Adults	3,027	7,294	41.5%	53.0%	52.0%	50.4%
% of FP17s for Band 1 Urgent Courses	1,015	9,061	11.2%	8.1%	9.5%	9.1%
% of FP17s Relating to Free Repair or Replacements	99	9,061	1.1%	0.9%	0.7%	0.8%
% of FP17s Relating to Continuations	118	9,061	1.3%	1.5%	1.2%	1.3%
% of Patients satisfied with the dentistry they have received	22	22	100.0%	94.0%	92.9%	92.7%
% of Patients satisfied with the time they had to wait for an appointment	19	22	86.4%	89.4%	88.8%	88.8%

* This is based on patients treated on this contract for their most recent course of treatment. Figures in italics indicate the base number of FP17s or Patient Questionnaire responses are less than 100. N/A is shown where the base number of responses is less than 10 during the period. % is calculated as Quantity/Base number*100

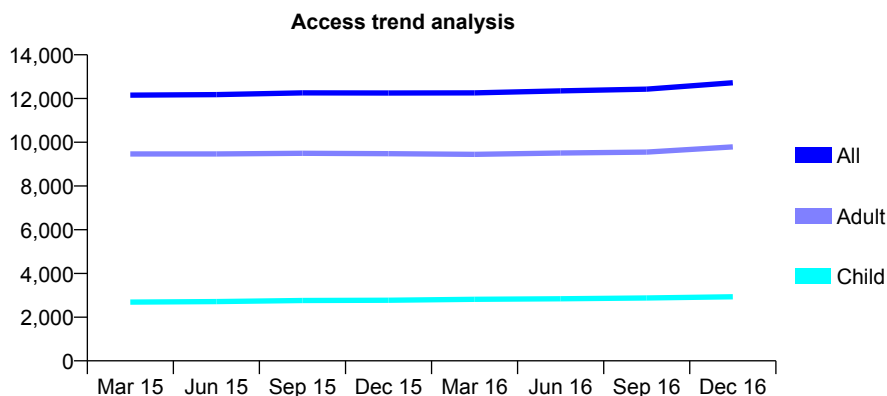
Q65 - Vital Signs At a Glance Contract Report for 101362/0045 - December 2016

Name or company name	Rodericks Dental Limited
Contract type name	GDS Contract
Purpose of contract	General and Orthodontic
Contract start date	01/02/2012
Contract end date	

16/17 Contracted general activity (UDA)	33,727
Carry forward general activity (UDA)	132
16/17 Contracted orthodontic activity (UOA)	954
Carry forward orthodontic activity (UOA)	0
Baseline contract value	£758,756.71

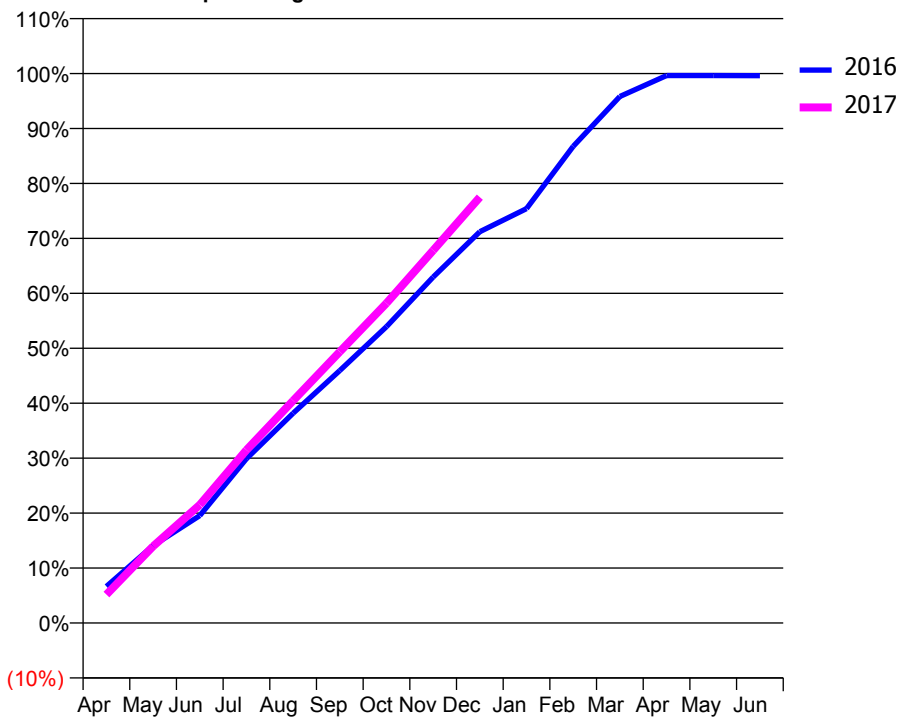
ACCESS*

Patients seen in 24 months	Total	Change since previous quarter
Quarter ending December 2015	12,250	
Quarter ending March 2016	12,259	→
Quarter ending June 2016	12,350	→
Quarter ending September 2016	12,428	→
Quarter ending December 2016	12,722	↑
Variance since December 2015	3.9%	↑



ACTIVITY

Cumulative percentage of contracted UDA delivered 2016 & 2017



Month	Adjusted Scheduled Activity (UDA)	
	2016	2017
April	2,245	1,746
May	4,749	4,713
June	6,589	7,259
July	10,084	10,620
August	12,881	13,651
September	15,498	16,655
October	18,190	19,629
November	21,233	22,872
December	24,014	26,137
January	25,429	
February	29,255	
March	32,315	
April	33,598	
May	33,602	
June	33,595	

QUALITY

	Quantity	Base Number	Contract	AT	Region	England
% of FP17s for the same patient ID Re-attending within 3 months - Children	265	3,225	8.2%	10.2%	11.9%	12.4%
% of FP17s for the same patient ID Re-attending within 3 months - Adults	1,351	9,843	13.7%	15.0%	16.5%	16.6%
% of FP17s for the same patient ID Re-attending between 3 & 9 months - Children	1,900	3,225	58.9%	61.4%	60.2%	57.5%
% of FP17s for the same patient ID Re-attending between 3 & 9 months - Adults	4,657	9,843	47.3%	53.0%	52.0%	50.4%
% of FP17s for Band 1 Urgent Courses	927	12,368	7.5%	8.1%	9.5%	9.1%
% of FP17s Relating to Free Repair or Replacements	171	12,368	1.4%	0.9%	0.7%	0.8%
% of FP17s Relating to Continuations	196	12,368	1.6%	1.5%	1.2%	1.3%
% of Patients satisfied with the dentistry they have received	41	41	100.0%	94.0%	92.9%	92.7%
% of Patients satisfied with the time they had to wait for an appointment	39	41	95.1%	89.4%	88.8%	88.8%

* This is based on patients treated on this contract for their most recent course of treatment. Figures in italics indicate the base number of FP17s or Patient Questionnaire responses are less than 100. N/A is shown where the base number of responses is less than 10 during the period. % is calculated as Quantity/Base number*100

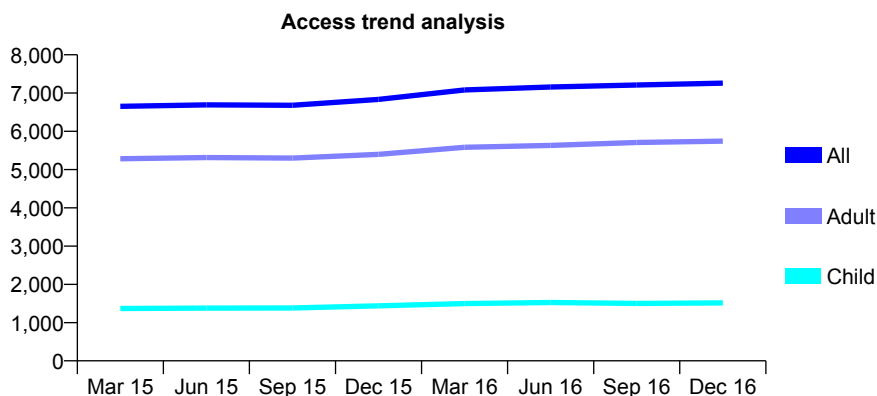
Q65 - Vital Signs At a Glance Contract Report for 101362/0046 - December 2016

Name or company name	Rodericks Dental Limited
Contract type name	GDS Contract
Purpose of contract	General
Contract start date	01/02/2012
Contract end date	

16/17 Contracted general activity (UDA)	20,083
Carry forward general activity (UDA)	-218
16/17 Contracted orthodontic activity (UOA)	0
Carry forward orthodontic activity (UOA)	0
Baseline contract value	£498,830.01

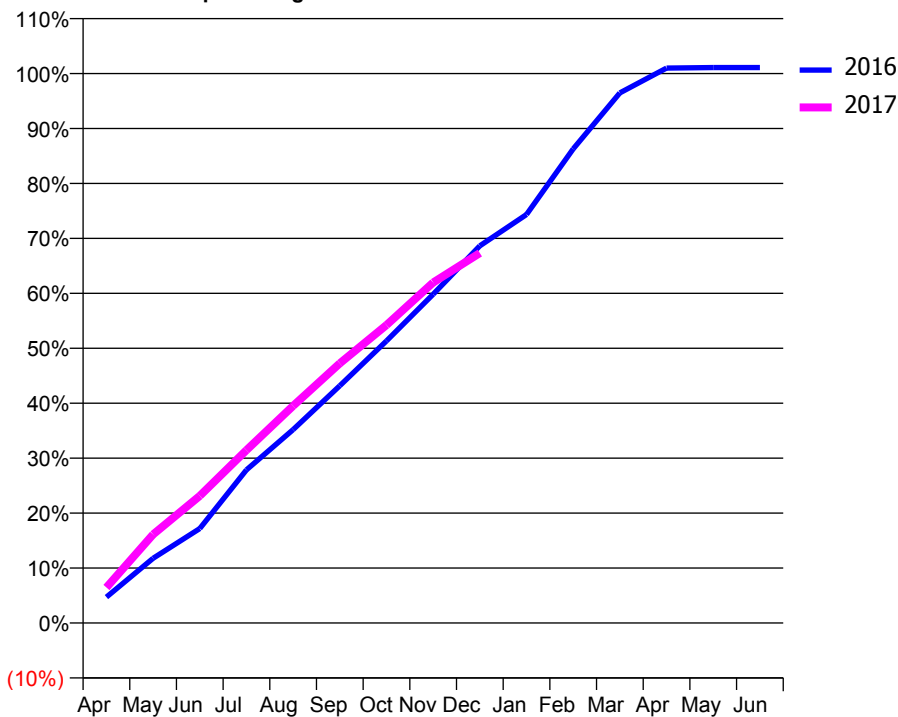
ACCESS*

Patients seen in 24 months	Total	Change since previous quarter
Quarter ending December 2015	6,835	
Quarter ending March 2016	7,080	↑
Quarter ending June 2016	7,158	→
Quarter ending September 2016	7,210	→
Quarter ending December 2016	7,258	→
Variance since December 2015	6.2%	↑



ACTIVITY

Cumulative percentage of contracted UDA delivered 2016 & 2017



Month	Adjusted Scheduled Activity (UDA)	
	2016	2017
April	946	1,300
May	2,366	3,239
June	3,455	4,645
July	5,599	6,318
August	7,067	7,937
September	8,673	9,489
October	10,310	10,892
November	12,014	12,444
December	13,787	13,523
January	14,931	
February	17,327	
March	19,374	
April	20,282	
May	20,299	
June	20,301	

QUALITY

	Quantity	Base Number	Contract	AT	Region	England
% of FP17s for the same patient ID Re-attending within 3 months - Children	122	1,517	8.0%	10.2%	11.9%	12.4%
% of FP17s for the same patient ID Re-attending within 3 months - Adults	630	5,017	12.6%	15.0%	16.5%	16.6%
% of FP17s for the same patient ID Re-attending between 3 & 9 months - Children	847	1,517	55.8%	61.4%	60.2%	57.5%
% of FP17s for the same patient ID Re-attending between 3 & 9 months - Adults	2,337	5,017	46.6%	53.0%	52.0%	50.4%
% of FP17s for Band 1 Urgent Courses	702	6,142	11.4%	8.1%	9.5%	9.1%
% of FP17s Relating to Free Repair or Replacements	50	6,142	0.8%	0.9%	0.7%	0.8%
% of FP17s Relating to Continuations	38	6,142	0.6%	1.5%	1.2%	1.3%
% of Patients satisfied with the dentistry they have received	30	31	96.8%	94.0%	92.9%	92.7%
% of Patients satisfied with the time they had to wait for an appointment	29	31	93.5%	89.4%	88.8%	88.8%

* This is based on patients treated on this contract for their most recent course of treatment. Figures in italics indicate the base number of FP17s or Patient Questionnaire responses are less than 100. N/A is shown where the base number of responses is less than 10 during the period. % is calculated as Quantity/Base number*100

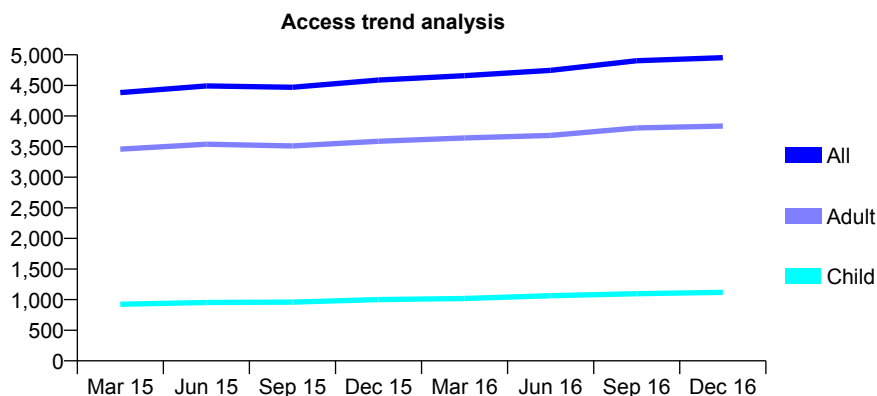
Q65 - Vital Signs At a Glance Contract Report for 101362/0047 - December 2016

Name or company name	Rodericks Dental Limited
Contract type name	GDS Contract
Purpose of contract	General
Contract start date	01/02/2012
Contract end date	

16/17 Contracted general activity (UDA)	13,456
Carry forward general activity (UDA)	-33
16/17 Contracted orthodontic activity (UOA)	0
Carry forward orthodontic activity (UOA)	0
Baseline contract value	£401,116.16

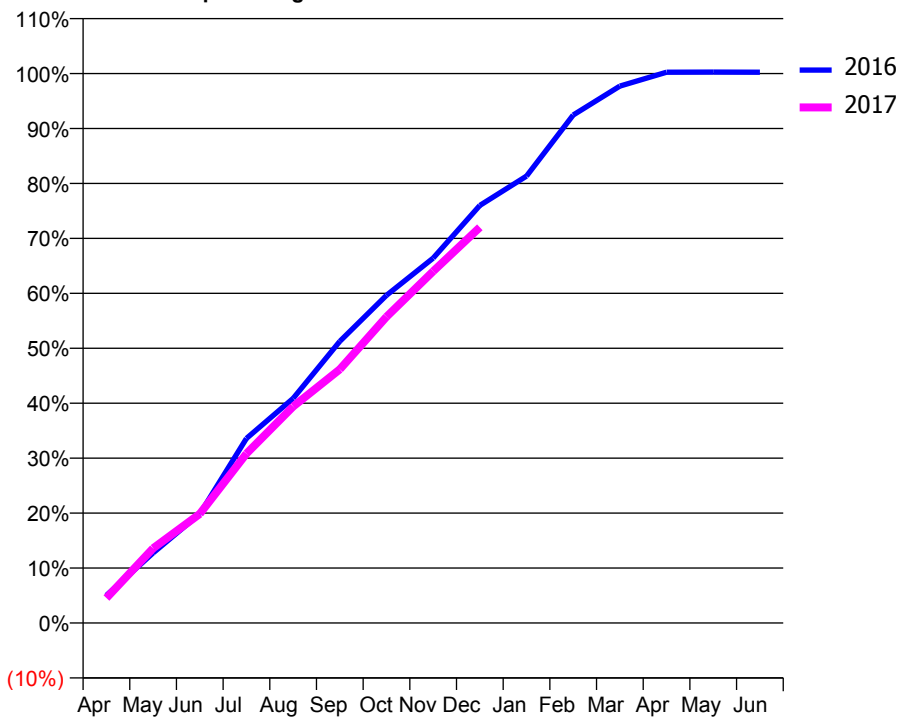
ACCESS*

Patients seen in 24 months	Total	Change since previous quarter
Quarter ending December 2015	4,588	
Quarter ending March 2016	4,660	→
Quarter ending June 2016	4,747	→
Quarter ending September 2016	4,902	↑
Quarter ending December 2016	4,953	→
Variance since December 2015	8.0%	↑



ACTIVITY

Cumulative percentage of contracted UDA delivered 2016 & 2017



Month	Adjusted Scheduled Activity (UDA)	
	2016	2017
April	678	613
May	1,715	1,829
June	2,674	2,672
July	4,522	4,149
August	5,501	5,300
September	6,897	6,212
October	8,024	7,498
November	8,937	8,612
December	10,226	9,689
January	10,945	
February	12,440	
March	13,149	
April	13,489	
May	13,490	
June	13,489	

QUALITY

	Quantity	Base Number	Contract	AT	Region	England
% of FP17s for the same patient ID Re-attending within 3 months - Children	82	1,349	6.1%	10.2%	11.9%	12.4%
% of FP17s for the same patient ID Re-attending within 3 months - Adults	485	3,152	15.4%	15.0%	16.5%	16.6%
% of FP17s for the same patient ID Re-attending between 3 & 9 months - Children	901	1,349	66.8%	61.4%	60.2%	57.5%
% of FP17s for the same patient ID Re-attending between 3 & 9 months - Adults	1,341	3,152	42.5%	53.0%	52.0%	50.4%
% of FP17s for Band 1 Urgent Courses	257	3,909	6.6%	8.1%	9.5%	9.1%
% of FP17s Relating to Free Repair or Replacements	62	3,909	1.6%	0.9%	0.7%	0.8%
% of FP17s Relating to Continuations	92	3,909	2.4%	1.5%	1.2%	1.3%
% of Patients satisfied with the dentistry they have received	16	16	100.0%	94.0%	92.9%	92.7%
% of Patients satisfied with the time they had to wait for an appointment	16	16	100.0%	89.4%	88.8%	88.8%

* This is based on patients treated on this contract for their most recent course of treatment. Figures in italics indicate the base number of FP17s or Patient Questionnaire responses are less than 100. N/A is shown where the base number of responses is less than 10 during the period. % is calculated as Quantity/Base number*100

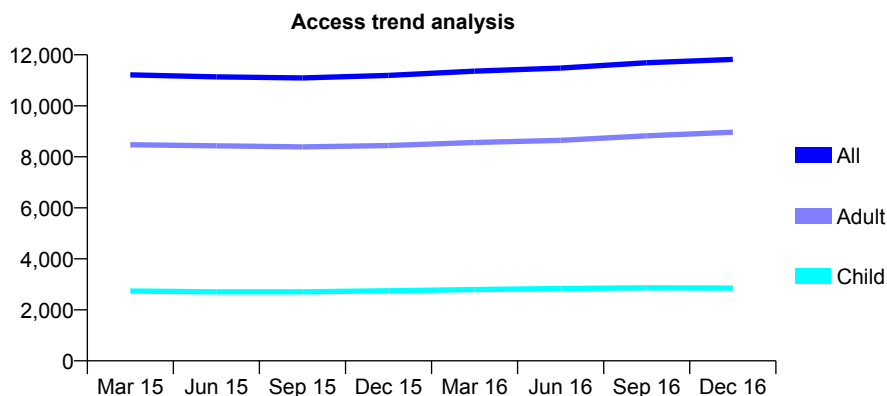
Q65 - Vital Signs At a Glance Contract Report for 101362/0048 - December 2016

Name or company name	Rodericks Dental Limited
Contract type name	GDS Contract
Purpose of contract	General
Contract start date	01/02/2012
Contract end date	

16/17 Contracted general activity (UDA)	36,000
Carry forward general activity (UDA)	898
16/17 Contracted orthodontic activity (UOA)	0
Carry forward orthodontic activity (UOA)	0
Baseline contract value	£812,674.92

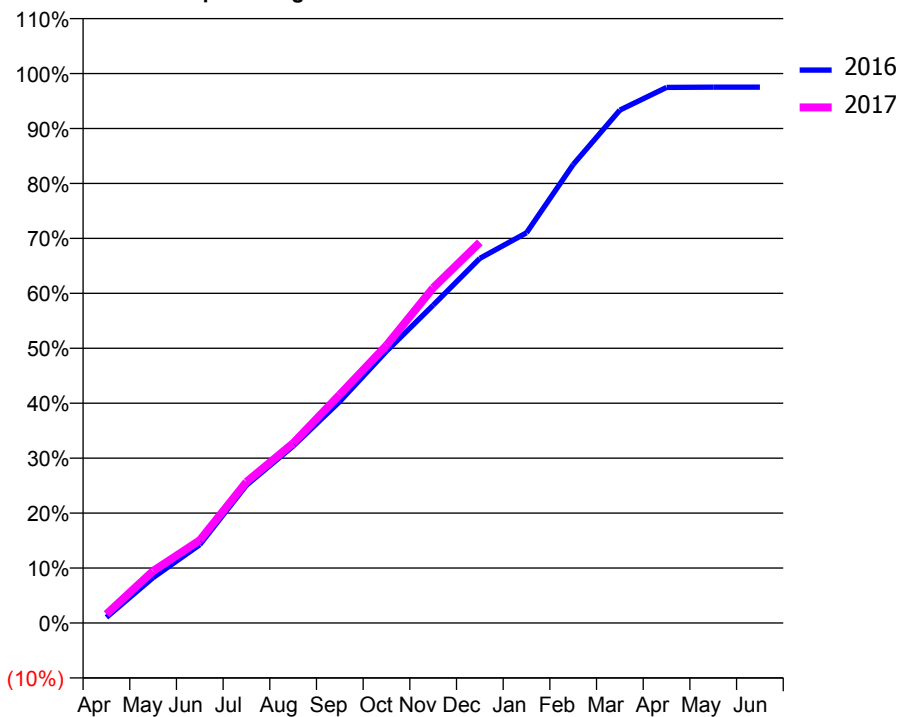
ACCESS*

Patients seen in 24 months	Total	Change since previous quarter
Quarter ending December 2015	11,191	
Quarter ending March 2016	11,359	→
Quarter ending June 2016	11,479	→
Quarter ending September 2016	11,687	→
Quarter ending December 2016	11,819	→
Variance since December 2015	5.6%	↑



ACTIVITY

Cumulative percentage of contracted UDA delivered 2016 & 2017



Month	Adjusted Scheduled Activity (UDA)	
	2016	2017
April	370	578
May	2,975	3,412
June	5,131	5,418
July	9,032	9,248
August	11,592	11,779
September	14,513	14,974
October	17,811	18,197
November	20,823	21,954
December	23,885	24,934
January	25,565	
February	30,035	
March	33,604	
April	35,088	
May	35,105	
June	35,102	

QUALITY

	Quantity	Base Number	Contract	AT	Region	England
% of FP17s for the same patient ID Re-attending within 3 months - Children	152	2,803	5.4%	10.2%	11.9%	12.4%
% of FP17s for the same patient ID Re-attending within 3 months - Adults	1,146	8,096	14.2%	15.0%	16.5%	16.6%
% of FP17s for the same patient ID Re-attending between 3 & 9 months - Children	1,562	2,803	55.7%	61.4%	60.2%	57.5%
% of FP17s for the same patient ID Re-attending between 3 & 9 months - Adults	3,418	8,096	42.2%	53.0%	52.0%	50.4%
% of FP17s for Band 1 Urgent Courses	1,043	10,337	10.1%	8.1%	9.5%	9.1%
% of FP17s Relating to Free Repair or Replacements	48	10,337	0.5%	0.9%	0.7%	0.8%
% of FP17s Relating to Continuations	59	10,337	0.6%	1.5%	1.2%	1.3%
% of Patients satisfied with the dentistry they have received	20	24	83.3%	94.0%	92.9%	92.7%
% of Patients satisfied with the time they had to wait for an appointment	18	24	75.0%	89.4%	88.8%	88.8%

* This is based on patients treated on this contract for their most recent course of treatment. Figures in italics indicate the base number of FP17s or Patient Questionnaire responses are less than 100. N/A is shown where the base number of responses is less than 10 during the period. % is calculated as Quantity/Base number*100

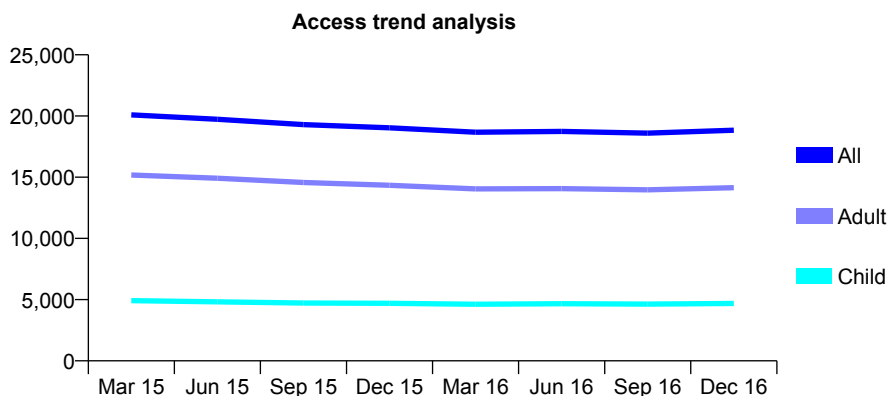
Q65 - Vital Signs At a Glance Contract Report for 101370/0030 - December 2016

Name or company name	Petrie Tucker & Partners Ltd
Contract type name	GDS Contract
Purpose of contract	General
Contract start date	01/04/2006
Contract end date	

16/17 Contracted general activity (UDA)	61,735
Carry forward general activity (UDA)	0
16/17 Contracted orthodontic activity (UOA)	0
Carry forward orthodontic activity (UOA)	0
Baseline contract value	£1,324,567.02

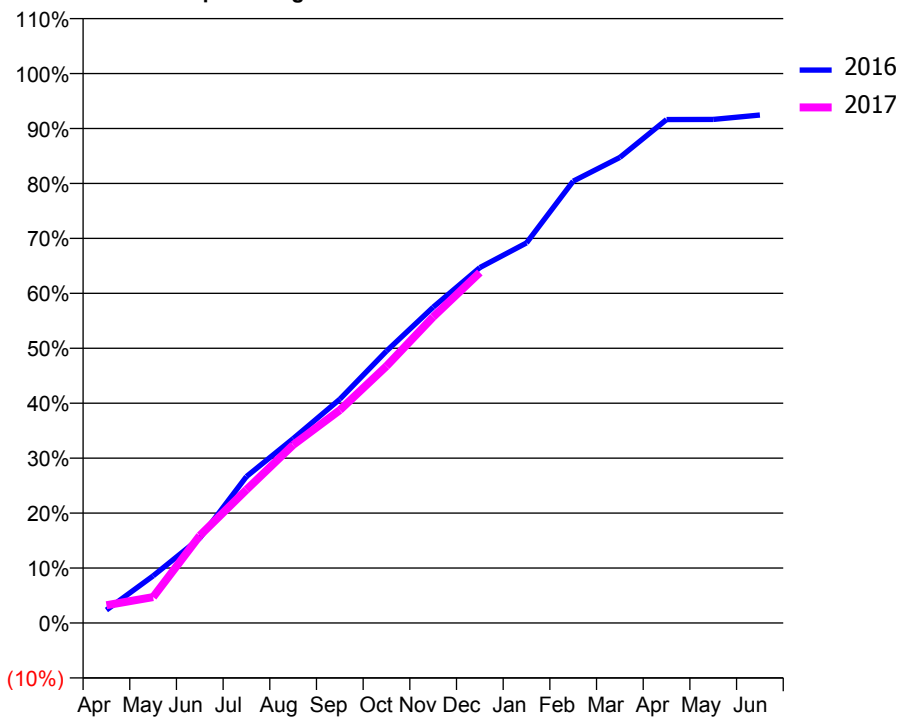
ACCESS*

Patients seen in 24 months	Total	Change since previous quarter
Quarter ending December 2015	19,036	
Quarter ending March 2016	18,673	↓
Quarter ending June 2016	18,743	→
Quarter ending September 2016	18,604	→
Quarter ending December 2016	18,835	→
Variance since December 2015	(1.1%)	↓



ACTIVITY

Cumulative percentage of contracted UDA delivered 2016 & 2017



Month	Adjusted Scheduled Activity (UDA)	
	2016	2017
April	1,461	2,002
May	5,295	2,920
June	9,532	9,815
July	16,462	14,971
August	20,709	20,013
September	25,151	23,919
October	30,555	28,864
November	35,482	34,386
December	39,933	39,380
January	42,701	
February	49,645	
March	52,306	
April	56,568	
May	56,575	
June	57,075	

QUALITY

	Quantity	Base Number	Contract	AT	Region	England
% of FP17s for the same patient ID Re-attending within 3 months - Children	408	5,645	7.2%	10.2%	11.9%	12.4%
% of FP17s for the same patient ID Re-attending within 3 months - Adults	2,214	16,410	13.5%	15.0%	16.5%	16.6%
% of FP17s for the same patient ID Re-attending between 3 & 9 months - Children	3,585	5,645	63.5%	61.4%	60.2%	57.5%
% of FP17s for the same patient ID Re-attending between 3 & 9 months - Adults	9,374	16,410	57.1%	53.0%	52.0%	50.4%
% of FP17s for Band 1 Urgent Courses	1,213	19,801	6.1%	8.1%	9.5%	9.1%
% of FP17s Relating to Free Repair or Replacements	130	19,801	0.7%	0.9%	0.7%	0.8%
% of FP17s Relating to Continuations	405	19,801	2.0%	1.5%	1.2%	1.3%
% of Patients satisfied with the dentistry they have received	20	25	80.0%	94.0%	92.9%	92.7%
% of Patients satisfied with the time they had to wait for an appointment	19	25	76.0%	89.4%	88.8%	88.8%

* This is based on patients treated on this contract for their most recent course of treatment. Figures in italics indicate the base number of FP17s or Patient Questionnaire responses are less than 100. N/A is shown where the base number of responses is less than 10 during the period. % is calculated as Quantity/Base number*100

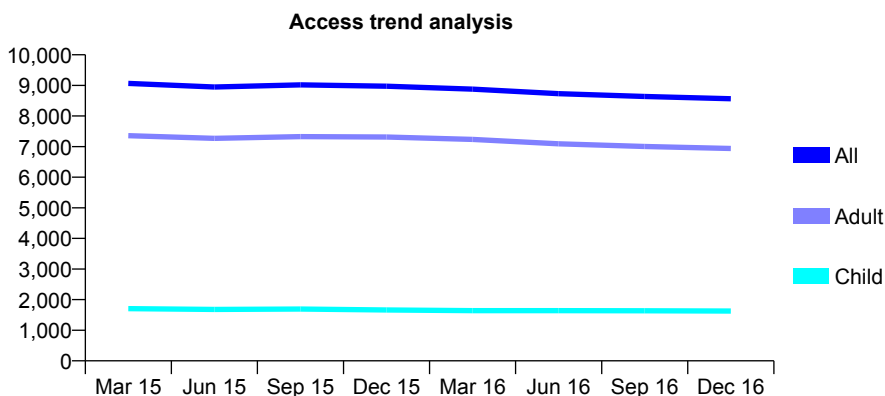
Q65 - Vital Signs At a Glance Contract Report for 101370/0031 - December 2016

Name or company name	Petrie Tucker & Partners Ltd
Contract type name	GDS Contract
Purpose of contract	General
Contract start date	01/04/2006
Contract end date	

16/17 Contracted general activity (UDA)	33,813
Carry forward general activity (UDA)	0
16/17 Contracted orthodontic activity (UOA)	0
Carry forward orthodontic activity (UOA)	0
Baseline contract value	£710,222.57

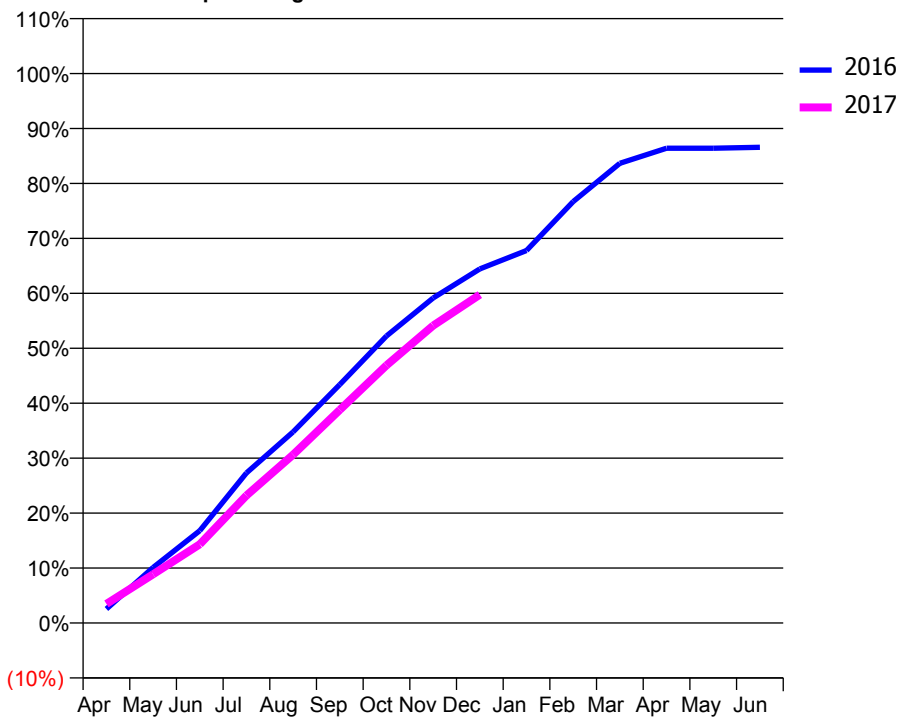
ACCESS*

Patients seen in 24 months	Total	Change since previous quarter
Quarter ending December 2015	8,976	
Quarter ending March 2016	8,877	↓
Quarter ending June 2016	8,731	↓
Quarter ending September 2016	8,639	↓
Quarter ending December 2016	8,566	→
Variance since December 2015	(4.6%)	↓



ACTIVITY

Cumulative percentage of contracted UDA delivered 2016 & 2017



Month	Adjusted Scheduled Activity (UDA)	
	2016	2017
April	772	1,181
May	3,032	2,995
June	5,045	4,845
July	8,190	7,851
August	10,438	10,361
September	13,022	13,117
October	15,668	15,854
November	17,743	18,302
December	19,330	20,204
January	20,334	
February	23,010	
March	25,099	
April	25,919	
May	25,919	
June	25,974	

QUALITY

	Quantity	Base Number	Contract	AT	Region	England
% of FP17s for the same patient ID Re-attending within 3 months - Children	113	1,620	7.0%	10.2%	11.9%	12.4%
% of FP17s for the same patient ID Re-attending within 3 months - Adults	720	6,316	11.4%	15.0%	16.5%	16.6%
% of FP17s for the same patient ID Re-attending between 3 & 9 months - Children	755	1,620	46.6%	61.4%	60.2%	57.5%
% of FP17s for the same patient ID Re-attending between 3 & 9 months - Adults	3,077	6,316	48.7%	53.0%	52.0%	50.4%
% of FP17s for Band 1 Urgent Courses	427	7,614	5.6%	8.1%	9.5%	9.1%
% of FP17s Relating to Free Repair or Replacements	29	7,614	0.4%	0.9%	0.7%	0.8%
% of FP17s Relating to Continuations	136	7,614	1.8%	1.5%	1.2%	1.3%
% of Patients satisfied with the dentistry they have received	9	9	N/A	94.0%	92.9%	92.7%
% of Patients satisfied with the time they had to wait for an appointment	8	9	N/A	89.4%	88.8%	88.8%

* This is based on patients treated on this contract for their most recent course of treatment. Figures in italics indicate the base number of FP17s or Patient Questionnaire responses are less than 100. N/A is shown where the base number of responses is less than 10 during the period. % is calculated as Quantity/Base number*100

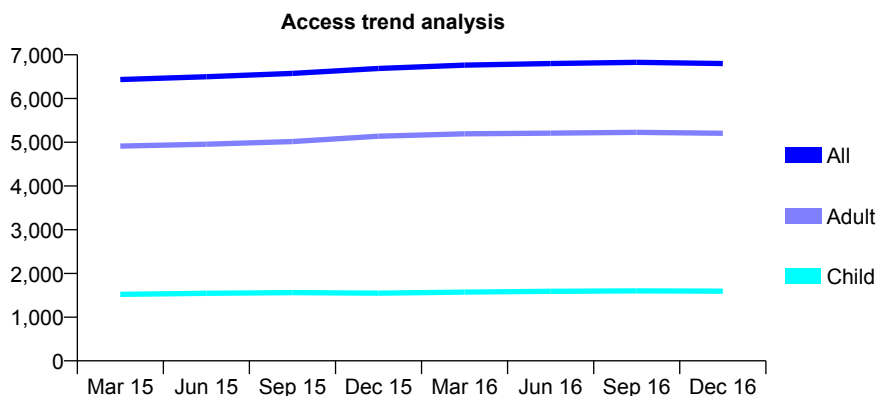
Q65 - Vital Signs At a Glance Contract Report for 101370/0041 - December 2016

Name or company name	Petrie Tucker & Partners Ltd
Contract type name	GDS Contract
Purpose of contract	General
Contract start date	01/04/2006
Contract end date	

16/17 Contracted general activity (UDA)	18,250
Carry forward general activity (UDA)	217
16/17 Contracted orthodontic activity (UOA)	0
Carry forward orthodontic activity (UOA)	0
Baseline contract value	£406,724.34

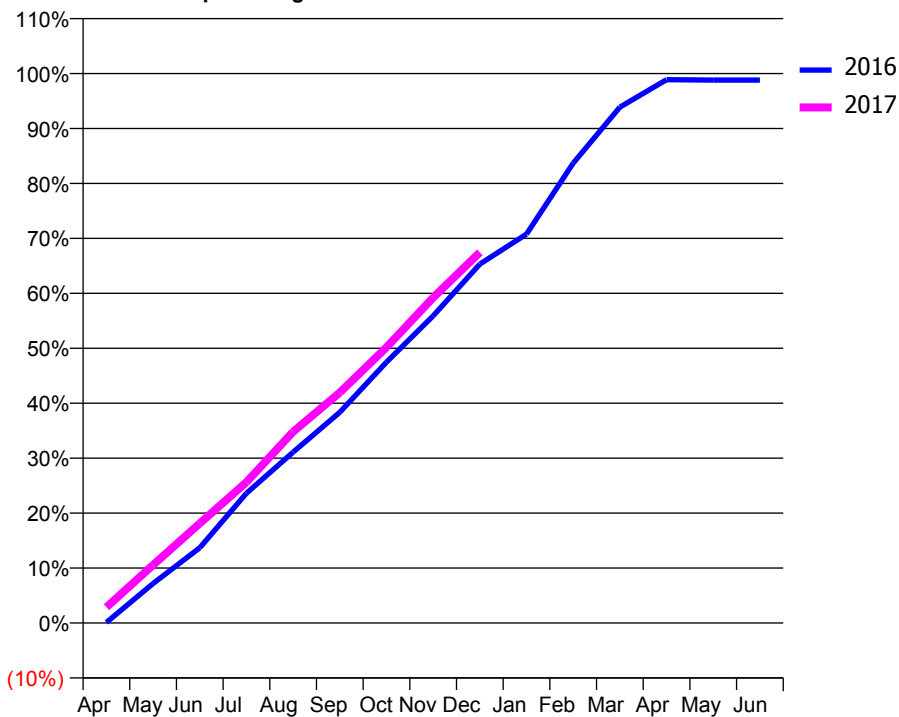
ACCESS*

Patients seen in 24 months	Total	Change since previous quarter
Quarter ending December 2015	6,687	
Quarter ending March 2016	6,764	→
Quarter ending June 2016	6,799	→
Quarter ending September 2016	6,827	→
Quarter ending December 2016	6,800	→
Variance since December 2015	1.7%	→



ACTIVITY

Cumulative percentage of contracted UDA delivered 2016 & 2017



Month	Adjusted Scheduled Activity (UDA)	
	2016	2017
April	20	523
May	1,313	1,930
June	2,498	3,310
July	4,312	4,677
August	5,676	6,352
September	7,001	7,657
October	8,665	9,157
November	10,200	10,807
December	11,920	12,312
January	12,915	
February	15,274	
March	17,133	
April	18,047	
May	18,033	
June	18,033	

QUALITY

	Quantity	Base Number	Contract	AT	Region	England
% of FP17s for the same patient ID Re-attending within 3 months - Children	118	1,634	7.2%	10.2%	11.9%	12.4%
% of FP17s for the same patient ID Re-attending within 3 months - Adults	535	4,745	11.3%	15.0%	16.5%	16.6%
% of FP17s for the same patient ID Re-attending between 3 & 9 months - Children	951	1,634	58.2%	61.4%	60.2%	57.5%
% of FP17s for the same patient ID Re-attending between 3 & 9 months - Adults	2,426	4,745	51.1%	53.0%	52.0%	50.4%
% of FP17s for Band 1 Urgent Courses	364	5,747	6.3%	8.1%	9.5%	9.1%
% of FP17s Relating to Free Repair or Replacements	67	5,747	1.2%	0.9%	0.7%	0.8%
% of FP17s Relating to Continuations	114	5,747	2.0%	1.5%	1.2%	1.3%
% of Patients satisfied with the dentistry they have received	14	15	93.3%	94.0%	92.9%	92.7%
% of Patients satisfied with the time they had to wait for an appointment	14	15	93.3%	89.4%	88.8%	88.8%

* This is based on patients treated on this contract for their most recent course of treatment. Figures in italics indicate the base number of FP17s or Patient Questionnaire responses are less than 100. N/A is shown where the base number of responses is less than 10 during the period. % is calculated as Quantity/Base number*100

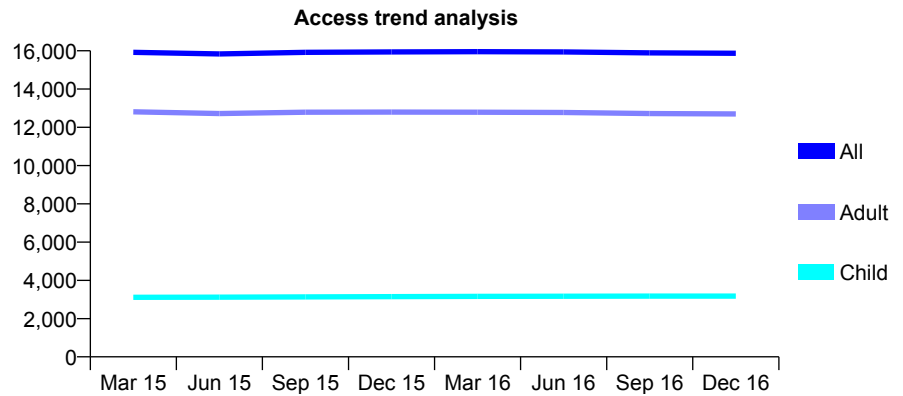
Q65 - Vital Signs At a Glance Contract Report for 101370/0050 - December 2016

Name or company name	Petrie Tucker & Partners Ltd
Contract type name	GDS Contract
Purpose of contract	General
Contract start date	01/04/2006
Contract end date	

16/17 Contracted general activity (UDA)	46,726
Carry forward general activity (UDA)	0
16/17 Contracted orthodontic activity (UOA)	0
Carry forward orthodontic activity (UOA)	0
Baseline contract value	£1,002,370.22

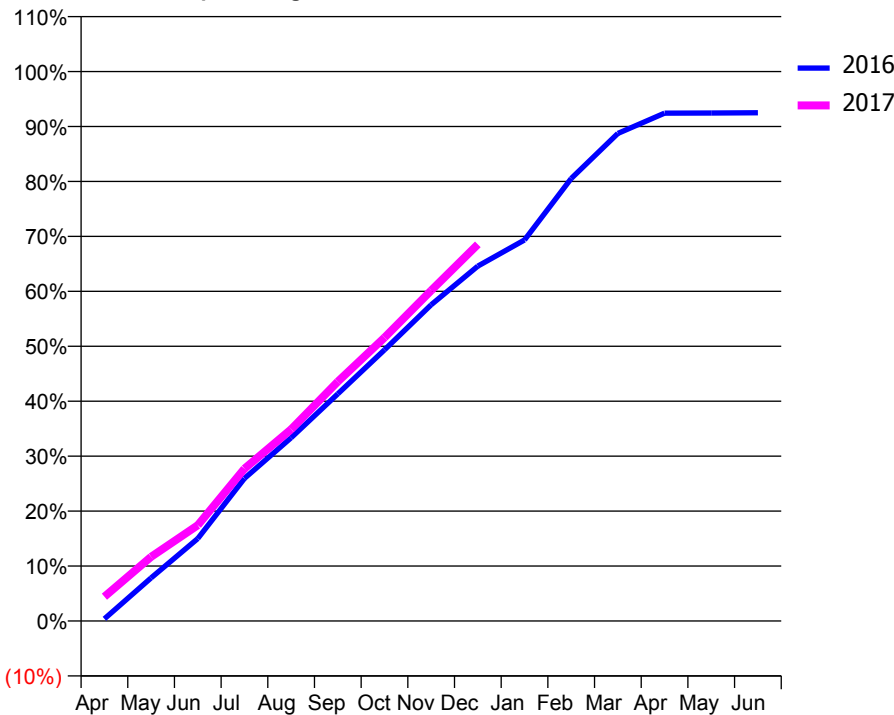
ACCESS*

Patients seen in 24 months	Total	Change since previous quarter
Quarter ending December 2015	15,943	
Quarter ending March 2016	15,953	→
Quarter ending June 2016	15,943	→
Quarter ending September 2016	15,894	→
Quarter ending December 2016	15,872	→
Variance since December 2015	(0.4%)	→



ACTIVITY

Cumulative percentage of contracted UDA delivered 2016 & 2017



Month	Adjusted Scheduled Activity (UDA)	
	2016	2017
April	218	2,074
May	4,216	5,460
June	8,068	8,143
July	13,943	12,956
August	17,914	16,299
September	22,204	20,358
October	26,511	24,106
November	30,913	28,108
December	34,697	32,027
January	37,253	
February	43,270	
March	47,679	
April	49,657	
May	49,672	
June	49,697	

QUALITY

	Quantity	Base Number	Contract	AT	Region	England
% of FP17s for the same patient ID Re-attending within 3 months - Children	248	3,850	6.4%	10.2%	11.9%	12.4%
% of FP17s for the same patient ID Re-attending within 3 months - Adults	1,560	13,240	11.8%	15.0%	16.5%	16.6%
% of FP17s for the same patient ID Re-attending between 3 & 9 months - Children	2,603	3,850	67.6%	61.4%	60.2%	57.5%
% of FP17s for the same patient ID Re-attending between 3 & 9 months - Adults	8,166	13,240	61.7%	53.0%	52.0%	50.4%
% of FP17s for Band 1 Urgent Courses	905	16,152	5.6%	8.1%	9.5%	9.1%
% of FP17s Relating to Free Repair or Replacements	108	16,152	0.7%	0.9%	0.7%	0.8%
% of FP17s Relating to Continuations	366	16,152	2.3%	1.5%	1.2%	1.3%
% of Patients satisfied with the dentistry they have received	16	17	94.1%	94.0%	92.9%	92.7%
% of Patients satisfied with the time they had to wait for an appointment	17	17	100.0%	89.4%	88.8%	88.8%

* This is based on patients treated on this contract for their most recent course of treatment. Figures in italics indicate the base number of FP17s or Patient Questionnaire responses are less than 100. N/A is shown where the base number of responses is less than 10 during the period. % is calculated as Quantity/Base number*100

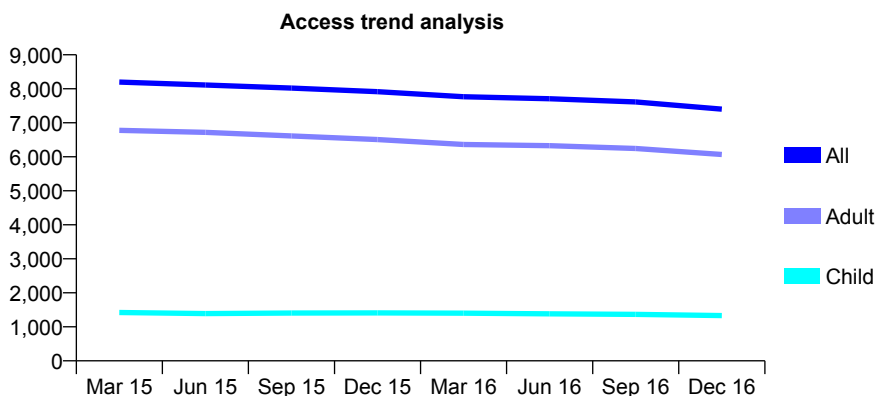
Q65 - Vital Signs At a Glance Contract Report for 101370/0055 - December 2016

Name or company name	Petrie Tucker & Partners Ltd
Contract type name	GDS Contract
Purpose of contract	General
Contract start date	01/04/2006
Contract end date	

16/17 Contracted general activity (UDA)	23,935
Carry forward general activity (UDA)	0
16/17 Contracted orthodontic activity (UOA)	0
Carry forward orthodontic activity (UOA)	0
Baseline contract value	£538,355.44

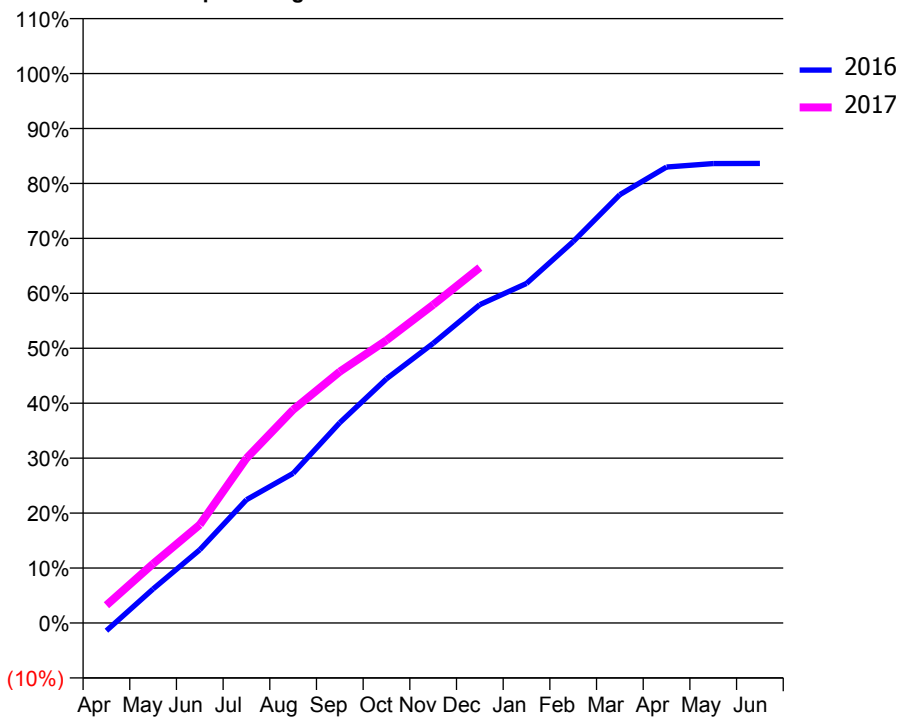
ACCESS*

Patients seen in 24 months	Total	Change since previous quarter
Quarter ending December 2015	7,917	
Quarter ending March 2016	7,765	↓
Quarter ending June 2016	7,709	→
Quarter ending September 2016	7,614	↓
Quarter ending December 2016	7,401	↓
Variance since December 2015	(6.5%)	↓



ACTIVITY

Cumulative percentage of contracted UDA delivered 2016 & 2017



Adjusted Scheduled Activity (UDA)

Month	2016	2017
April	-424	776
May	1,843	2,584
June	3,960	4,281
July	6,657	7,174
August	8,084	9,291
September	10,824	10,953
October	13,194	12,314
November	15,113	13,859
December	17,202	15,481
January	18,346	
February	20,604	
March	23,145	
April	24,635	
May	24,819	
June	24,827	

QUALITY

	Quantity	Base Number	Contract	AT	Region	England
% of FP17s for the same patient ID Re-attending within 3 months - Children	67	1,204	5.6%	10.2%	11.9%	12.4%
% of FP17s for the same patient ID Re-attending within 3 months - Adults	583	5,532	10.5%	15.0%	16.5%	16.6%
% of FP17s for the same patient ID Re-attending between 3 & 9 months - Children	679	1,204	56.4%	61.4%	60.2%	57.5%
% of FP17s for the same patient ID Re-attending between 3 & 9 months - Adults	3,049	5,532	55.1%	53.0%	52.0%	50.4%
% of FP17s for Band 1 Urgent Courses	437	6,171	7.1%	8.1%	9.5%	9.1%
% of FP17s Relating to Free Repair or Replacements	49	6,171	0.8%	0.9%	0.7%	0.8%
% of FP17s Relating to Continuations	68	6,171	1.1%	1.5%	1.2%	1.3%
% of Patients satisfied with the dentistry they have received	12	12	100.0%	94.0%	92.9%	92.7%
% of Patients satisfied with the time they had to wait for an appointment	11	12	91.7%	89.4%	88.8%	88.8%

* This is based on patients treated on this contract for their most recent course of treatment. Figures in italics indicate the base number of FP17s or Patient Questionnaire responses are less than 100. N/A is shown where the base number of responses is less than 10 during the period. % is calculated as Quantity/Base number*100

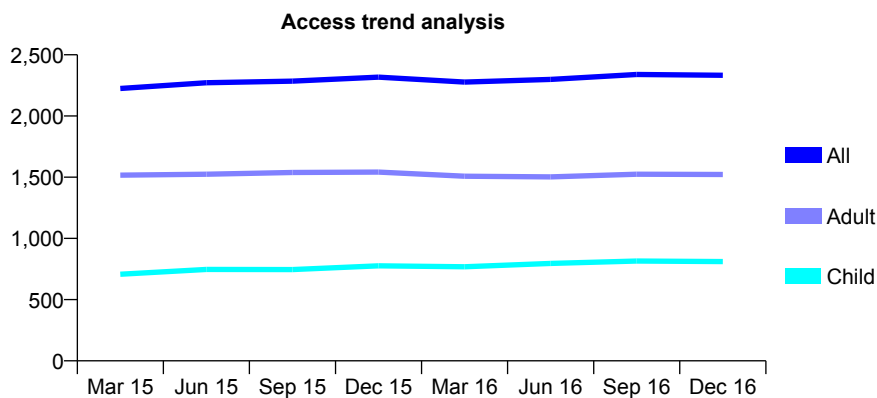
Q65 - Vital Signs At a Glance Contract Report for 101370/0070 - December 2016

Name or company name	Petrie Tucker & Partners Ltd
Contract type name	GDS Contract
Purpose of contract	General
Contract start date	01/07/2006
Contract end date	

16/17 Contracted general activity (UDA)	6,673
Carry forward general activity (UDA)	14
16/17 Contracted orthodontic activity (UOA)	0
Carry forward orthodontic activity (UOA)	0
Baseline contract value	£171,922.83

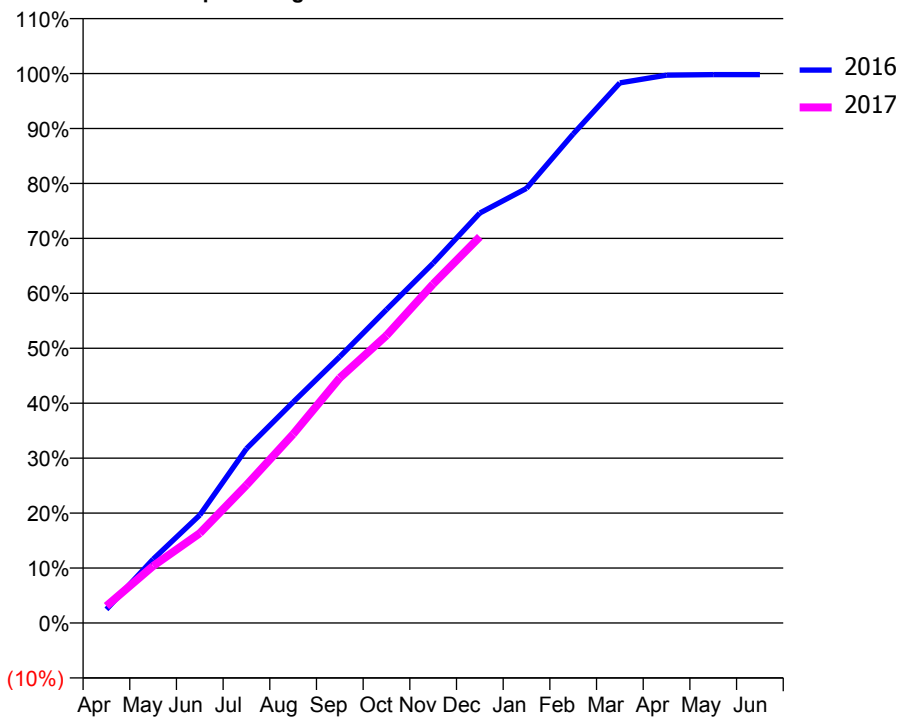
ACCESS*

Patients seen in 24 months	Total	Change since previous quarter
Quarter ending December 2015	2,318	
Quarter ending March 2016	2,277	↓
Quarter ending June 2016	2,299	→
Quarter ending September 2016	2,339	→
Quarter ending December 2016	2,333	→
Variance since December 2015	0.6%	→



ACTIVITY

Cumulative percentage of contracted UDA delivered 2016 & 2017



Month	Adjusted Scheduled Activity (UDA)	
	2016	2017
April	166	207
May	775	692
June	1,311	1,091
July	2,118	1,675
August	2,682	2,294
September	3,235	2,977
October	3,806	3,493
November	4,370	4,117
December	4,979	4,690
January	5,278	
February	5,939	
March	6,558	
April	6,653	
May	6,659	
June	6,659	

QUALITY

	Quantity	Base Number	Contract	AT	Region	England
% of FP17s for the same patient ID Re-attending within 3 months - Children	108	858	12.6%	10.2%	11.9%	12.4%
% of FP17s for the same patient ID Re-attending within 3 months - Adults	209	1,462	14.3%	15.0%	16.5%	16.6%
% of FP17s for the same patient ID Re-attending between 3 & 9 months - Children	443	858	51.6%	61.4%	60.2%	57.5%
% of FP17s for the same patient ID Re-attending between 3 & 9 months - Adults	746	1,462	51.0%	53.0%	52.0%	50.4%
% of FP17s for Band 1 Urgent Courses	198	2,233	8.9%	8.1%	9.5%	9.1%
% of FP17s Relating to Free Repair or Replacements	9	2,233	0.4%	0.9%	0.7%	0.8%
% of FP17s Relating to Continuations	49	2,233	2.2%	1.5%	1.2%	1.3%
% of Patients satisfied with the dentistry they have received	5	5	N/A	94.0%	92.9%	92.7%
% of Patients satisfied with the time they had to wait for an appointment	5	5	N/A	89.4%	88.8%	88.8%

* This is based on patients treated on this contract for their most recent course of treatment. Figures in italics indicate the base number of FP17s or Patient Questionnaire responses are less than 100. N/A is shown where the base number of responses is less than 10 during the period. % is calculated as Quantity/Base number*100

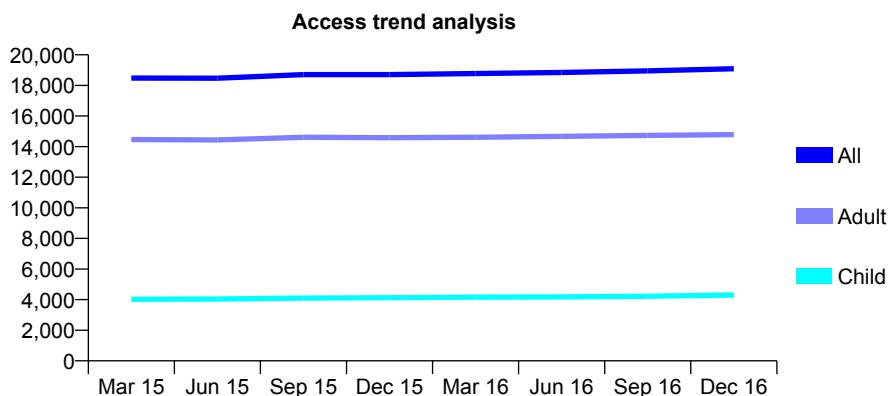
Q65 - Vital Signs At a Glance Contract Report for 101435/0006 - December 2016

Name or company name	IDH Limited
Contract type name	GDS Contract
Purpose of contract	General
Contract start date	01/04/2006
Contract end date	

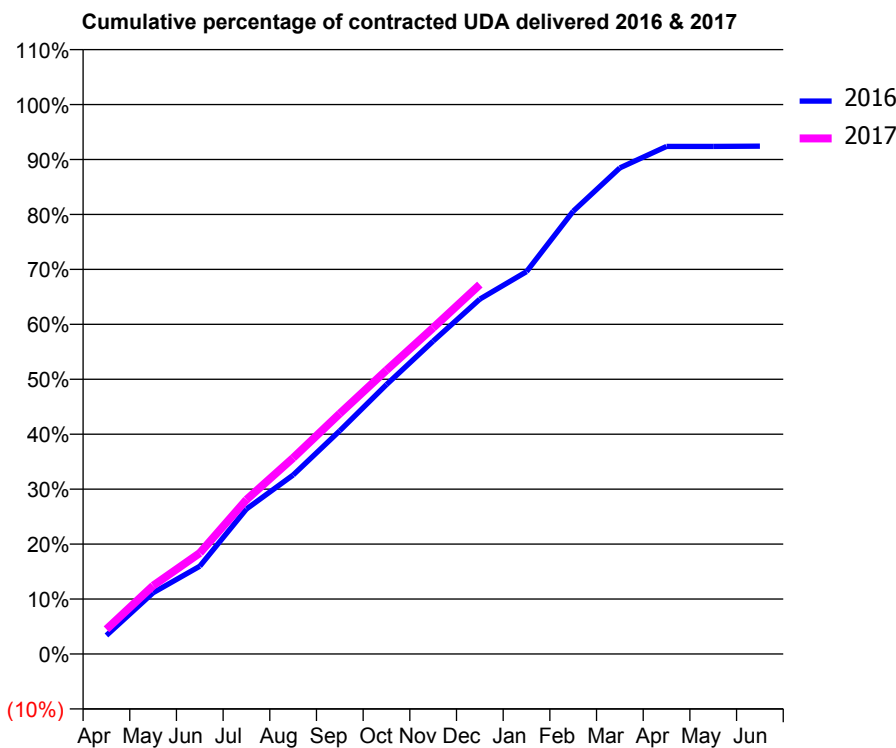
16/17 Contracted general activity (UDA)	55,223
Carry forward general activity (UDA)	0
16/17 Contracted orthodontic activity (UOA)	0
Carry forward orthodontic activity (UOA)	0
Baseline contract value	£1,199,225.36

ACCESS*

Patients seen in 24 months	Total	Change since previous quarter
Quarter ending December 2015	18,709	
Quarter ending March 2016	18,772	→
Quarter ending June 2016	18,846	→
Quarter ending September 2016	18,952	→
Quarter ending December 2016	19,085	→
Variance since December 2015	2.0%	↑



ACTIVITY



Month	Adjusted Scheduled Activity (UDA)	
	2016	2017
April	1,866	2,489
May	6,155	6,867
June	8,826	10,152
July	14,567	15,517
August	17,991	19,703
September	22,436	24,166
October	27,081	28,525
November	31,446	32,791
December	35,667	37,126
January	38,421	
February	44,498	
March	48,851	
April	51,014	
May	51,013	
June	51,039	

QUALITY

	Quantity	Base Number	Contract	AT	Region	England
% of FP17s for the same patient ID Re-attending within 3 months - Children	188	4,059	4.6%	10.2%	11.9%	12.4%
% of FP17s for the same patient ID Re-attending within 3 months - Adults	1,483	13,920	10.7%	15.0%	16.5%	16.6%
% of FP17s for the same patient ID Re-attending between 3 & 9 months - Children	2,122	4,059	52.3%	61.4%	60.2%	57.5%
% of FP17s for the same patient ID Re-attending between 3 & 9 months - Adults	7,276	13,920	52.3%	53.0%	52.0%	50.4%
% of FP17s for Band 1 Urgent Courses	654	17,071	3.8%	8.1%	9.5%	9.1%
% of FP17s Relating to Free Repair or Replacements	48	17,071	0.3%	0.9%	0.7%	0.8%
% of FP17s Relating to Continuations	405	17,071	2.4%	1.5%	1.2%	1.3%
% of Patients satisfied with the dentistry they have received	40	43	93.0%	94.0%	92.9%	92.7%
% of Patients satisfied with the time they had to wait for an appointment	42	43	97.7%	89.4%	88.8%	88.8%

* This is based on patients treated on this contract for their most recent course of treatment. Figures in italics indicate the base number of FP17s or Patient Questionnaire responses are less than 100. N/A is shown where the base number of responses is less than 10 during the period. % is calculated as Quantity/Base number*100

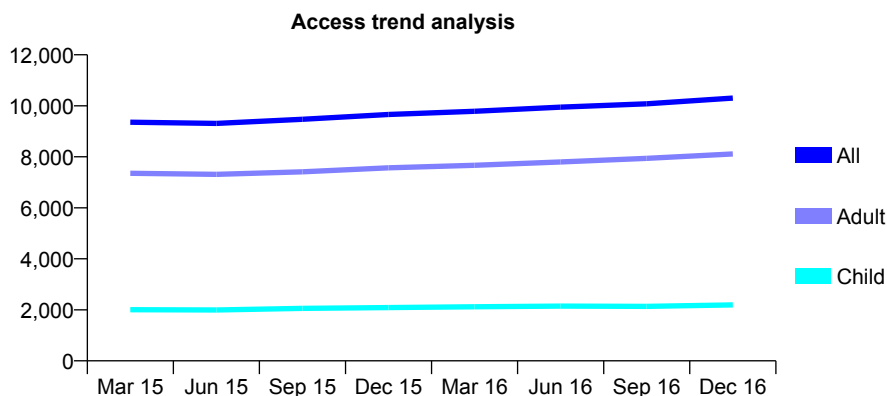
Q65 - Vital Signs At a Glance Contract Report for 101435/0007 - December 2016

Name or company name	IDH Limited
Contract type name	GDS Contract
Purpose of contract	General
Contract start date	01/04/2006
Contract end date	

16/17 Contracted general activity (UDA)	33,493
Carry forward general activity (UDA)	0
16/17 Contracted orthodontic activity (UOA)	0
Carry forward orthodontic activity (UOA)	0
Baseline contract value	£755,602.75

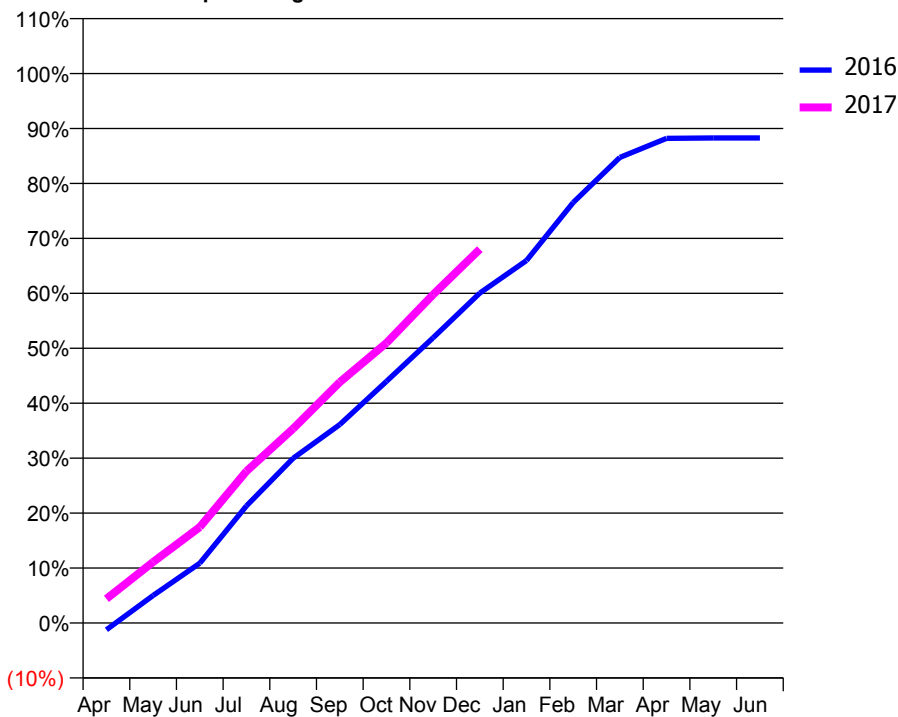
ACCESS*

Patients seen in 24 months	Total	Change since previous quarter
Quarter ending December 2015	9,660	
Quarter ending March 2016	9,785	→
Quarter ending June 2016	9,946	→
Quarter ending September 2016	10,080	→
Quarter ending December 2016	10,304	↑
Variance since December 2015	6.7%	↑



ACTIVITY

Cumulative percentage of contracted UDA delivered 2016 & 2017



Month	Adjusted Scheduled Activity (UDA)	
	2016	2017
April	-420	1,476
May	1,681	3,716
June	3,644	5,851
July	7,137	9,257
August	10,039	11,844
September	12,100	14,681
October	14,728	17,074
November	17,386	20,020
December	20,111	22,785
January	22,098	
February	25,634	
March	28,376	
April	29,536	
May	29,567	
June	29,567	

QUALITY

	Quantity	Base Number	Contract	AT	Region	England
% of FP17s for the same patient ID Re-attending within 3 months - Children	152	2,267	6.7%	10.2%	11.9%	12.4%
% of FP17s for the same patient ID Re-attending within 3 months - Adults	822	7,376	11.1%	15.0%	16.5%	16.6%
% of FP17s for the same patient ID Re-attending between 3 & 9 months - Children	1,242	2,267	54.8%	61.4%	60.2%	57.5%
% of FP17s for the same patient ID Re-attending between 3 & 9 months - Adults	3,730	7,376	50.6%	53.0%	52.0%	50.4%
% of FP17s for Band 1 Urgent Courses	684	9,184	7.4%	8.1%	9.5%	9.1%
% of FP17s Relating to Free Repair or Replacements	101	9,184	1.1%	0.9%	0.7%	0.8%
% of FP17s Relating to Continuations	102	9,184	1.1%	1.5%	1.2%	1.3%
% of Patients satisfied with the dentistry they have received	28	30	93.3%	94.0%	92.9%	92.7%
% of Patients satisfied with the time they had to wait for an appointment	26	30	86.7%	89.4%	88.8%	88.8%

* This is based on patients treated on this contract for their most recent course of treatment. Figures in italics indicate the base number of FP17s or Patient Questionnaire responses are less than 100. N/A is shown where the base number of responses is less than 10 during the period. % is calculated as Quantity/Base number*100

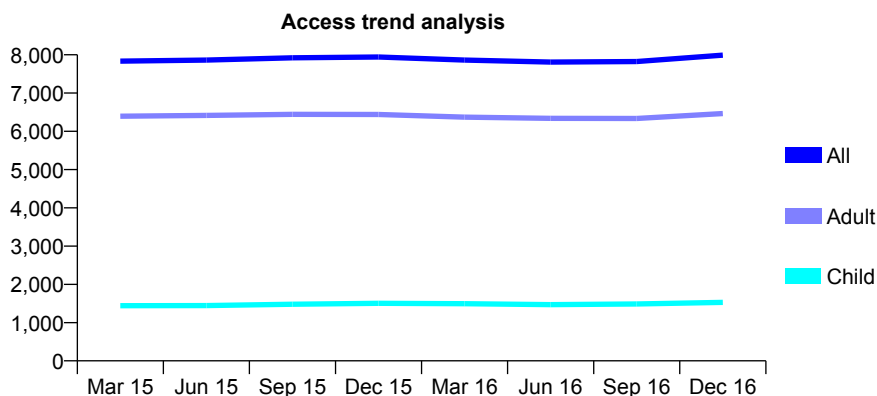
Q65 - Vital Signs At a Glance Contract Report for 101435/0012 - December 2016

Name or company name	IDH Limited
Contract type name	GDS Contract
Purpose of contract	General
Contract start date	01/04/2006
Contract end date	

16/17 Contracted general activity (UDA)	23,000
Carry forward general activity (UDA)	0
16/17 Contracted orthodontic activity (UOA)	0
Carry forward orthodontic activity (UOA)	0
Baseline contract value	£432,772.86

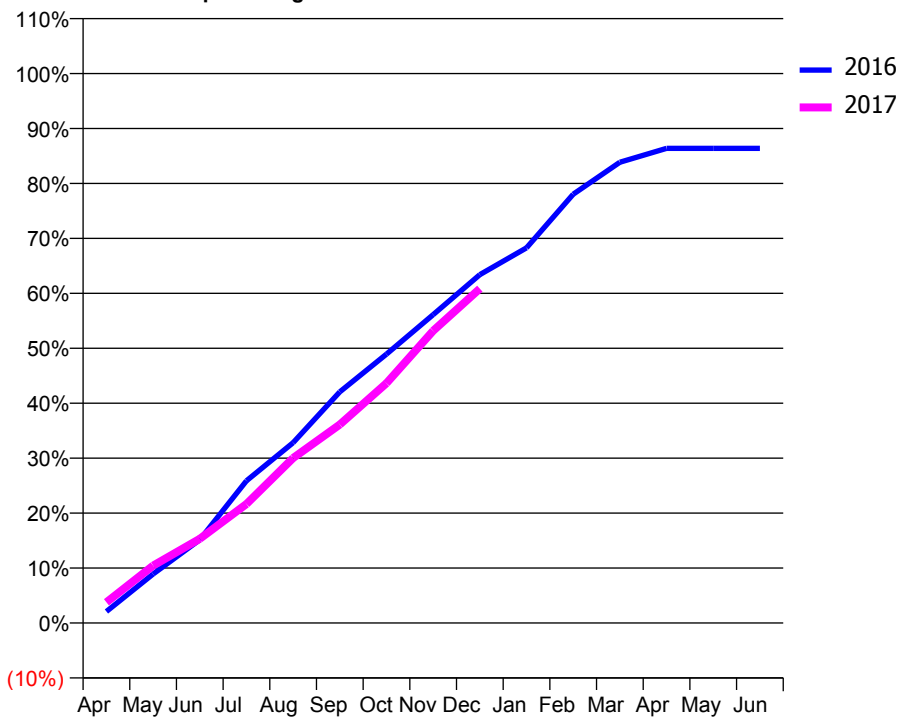
ACCESS*

Patients seen in 24 months	Total	Change since previous quarter
Quarter ending December 2015	7,944	
Quarter ending March 2016	7,862	↓
Quarter ending June 2016	7,810	→
Quarter ending September 2016	7,823	→
Quarter ending December 2016	7,992	↑
Variance since December 2015	0.6%	→



ACTIVITY

Cumulative percentage of contracted UDA delivered 2016 & 2017



Month	Adjusted Scheduled Activity (UDA)	
	2016	2017
April	520	870
May	2,218	2,404
June	3,771	3,523
July	6,438	4,983
August	8,164	6,909
September	10,465	8,307
October	12,176	10,039
November	13,963	12,230
December	15,776	13,994
January	16,985	
February	19,415	
March	20,866	
April	21,490	
May	21,490	
June	21,490	

QUALITY

	Quantity	Base Number	Contract	AT	Region	England
% of FP17s for the same patient ID Re-attending within 3 months - Children	83	1,565	5.3%	10.2%	11.9%	12.4%
% of FP17s for the same patient ID Re-attending within 3 months - Adults	648	6,345	10.2%	15.0%	16.5%	16.6%
% of FP17s for the same patient ID Re-attending between 3 & 9 months - Children	929	1,565	59.4%	61.4%	60.2%	57.5%
% of FP17s for the same patient ID Re-attending between 3 & 9 months - Adults	3,561	6,345	56.1%	53.0%	52.0%	50.4%
% of FP17s for Band 1 Urgent Courses	382	7,551	5.1%	8.1%	9.5%	9.1%
% of FP17s Relating to Free Repair or Replacements	36	7,551	0.5%	0.9%	0.7%	0.8%
% of FP17s Relating to Continuations	135	7,551	1.8%	1.5%	1.2%	1.3%
% of Patients satisfied with the dentistry they have received	10	13	76.9%	94.0%	92.9%	92.7%
% of Patients satisfied with the time they had to wait for an appointment	10	13	76.9%	89.4%	88.8%	88.8%

* This is based on patients treated on this contract for their most recent course of treatment. Figures in italics indicate the base number of FP17s or Patient Questionnaire responses are less than 100. N/A is shown where the base number of responses is less than 10 during the period. % is calculated as Quantity/Base number*100

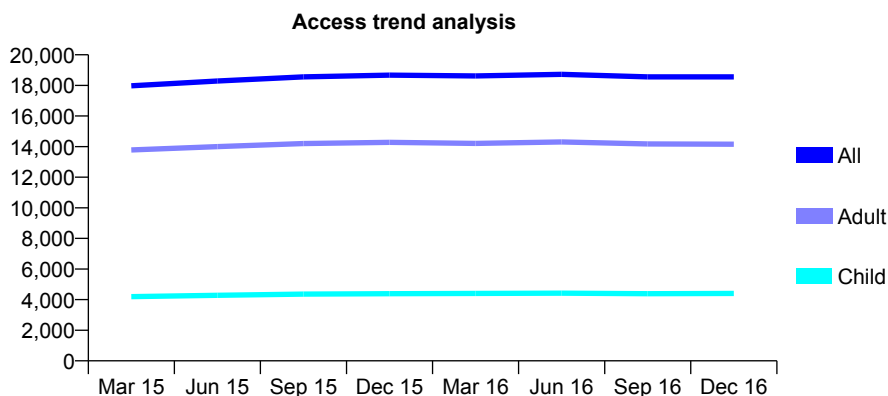
Q65 - Vital Signs At a Glance Contract Report for 101435/0020 - December 2016

Name or company name	IDH Limited
Contract type name	GDS Contract
Purpose of contract	General
Contract start date	01/04/2006
Contract end date	

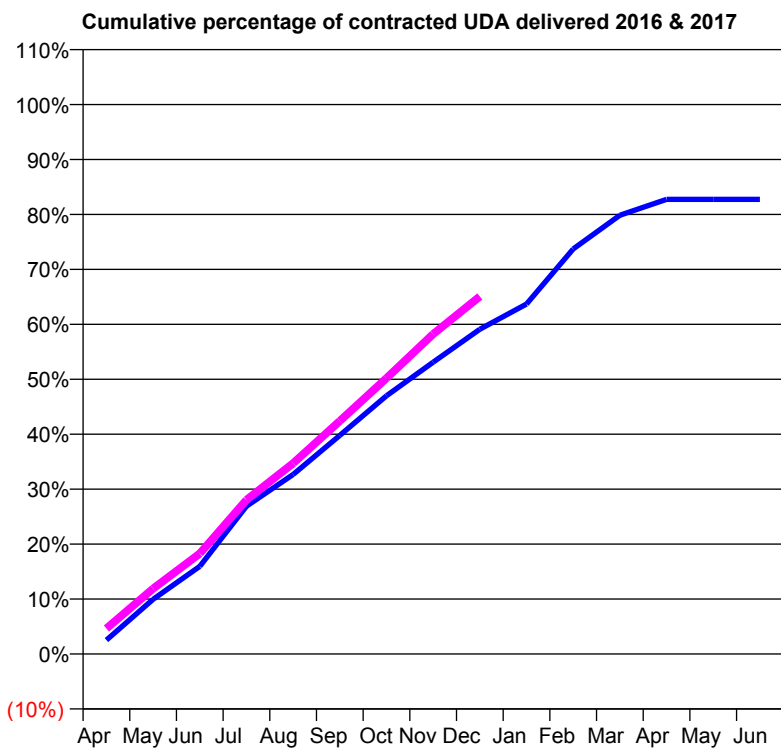
16/17 Contracted general activity (UDA)	61,000
Carry forward general activity (UDA)	0
16/17 Contracted orthodontic activity (UOA)	0
Carry forward orthodontic activity (UOA)	0
Baseline contract value	£1,555,048.54

ACCESS*

Patients seen in 24 months	Total	Change since previous quarter
Quarter ending December 2015	18,669	
Quarter ending March 2016	18,622	→
Quarter ending June 2016	18,726	→
Quarter ending September 2016	18,561	→
Quarter ending December 2016	18,560	→
Variance since December 2015	(0.6%)	→



ACTIVITY



Month	Adjusted Scheduled Activity (UDA)	
	2016	2017
April	1,710	2,832
May	6,705	7,262
June	10,751	11,149
July	18,120	17,105
August	22,007	21,180
September	26,802	25,872
October	31,651	30,622
November	35,782	35,525
December	39,817	39,694
January	42,909	
February	49,648	
March	53,795	
April	55,740	
May	55,734	
June	55,734	

QUALITY

	Quantity	Base Number	Contract	AT	Region	England
% of FP17s for the same patient ID Re-attending within 3 months - Children	274	4,099	6.7%	10.2%	11.9%	12.4%
% of FP17s for the same patient ID Re-attending within 3 months - Adults	1,572	11,841	13.3%	15.0%	16.5%	16.6%
% of FP17s for the same patient ID Re-attending between 3 & 9 months - Children	2,117	4,099	51.6%	61.4%	60.2%	57.5%
% of FP17s for the same patient ID Re-attending between 3 & 9 months - Adults	5,364	11,841	45.3%	53.0%	52.0%	50.4%
% of FP17s for Band 1 Urgent Courses	1,499	15,102	9.9%	8.1%	9.5%	9.1%
% of FP17s Relating to Free Repair or Replacements	63	15,102	0.4%	0.9%	0.7%	0.8%
% of FP17s Relating to Continuations	252	15,102	1.7%	1.5%	1.2%	1.3%
% of Patients satisfied with the dentistry they have received	46	52	88.5%	94.0%	92.9%	92.7%
% of Patients satisfied with the time they had to wait for an appointment	45	52	86.5%	89.4%	88.8%	88.8%

* This is based on patients treated on this contract for their most recent course of treatment. Figures in italics indicate the base number of FP17s or Patient Questionnaire responses are less than 100. N/A is shown where the base number of responses is less than 10 during the period. % is calculated as Quantity/Base number*100

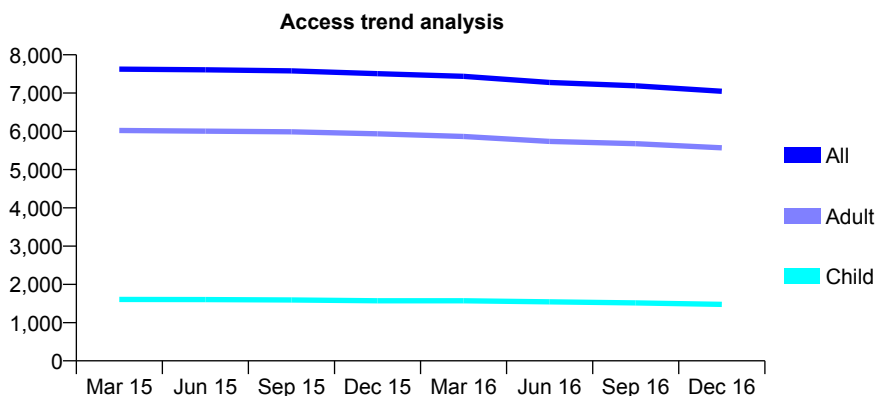
Q65 - Vital Signs At a Glance Contract Report for 101435/0055 - December 2016

Name or company name	IDH Limited
Contract type name	GDS Contract
Purpose of contract	General
Contract start date	02/01/2007
Contract end date	

16/17 Contracted general activity (UDA)	18,000
Carry forward general activity (UDA)	0
16/17 Contracted orthodontic activity (UOA)	0
Carry forward orthodontic activity (UOA)	0
Baseline contract value	£407,176.69

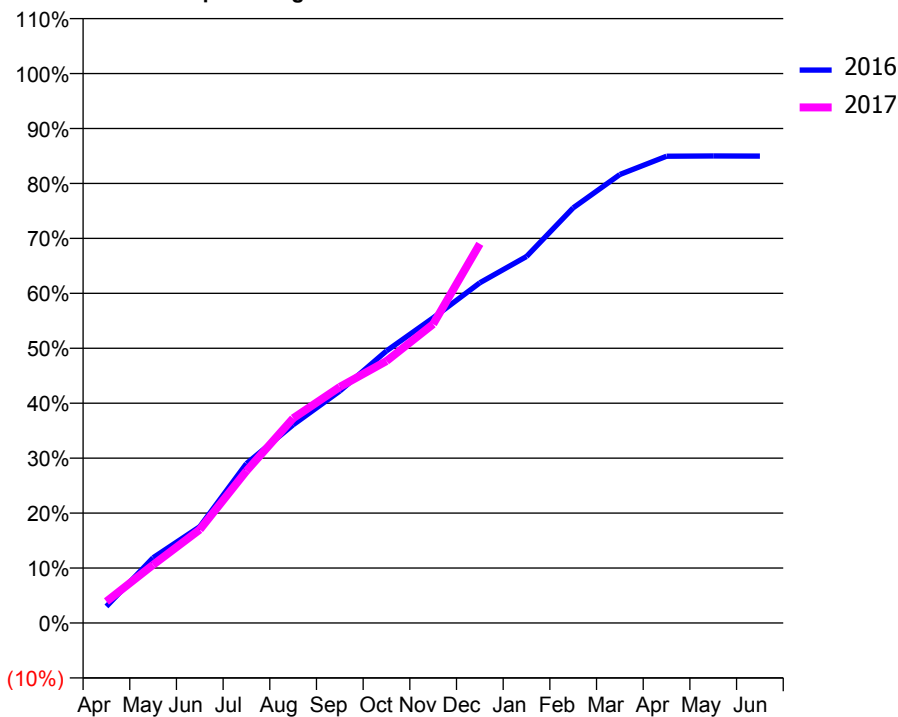
ACCESS*

Patients seen in 24 months	Total	Change since previous quarter
Quarter ending December 2015	7,507	
Quarter ending March 2016	7,437	→
Quarter ending June 2016	7,276	↓
Quarter ending September 2016	7,189	↓
Quarter ending December 2016	7,046	↓
Variance since December 2015	(6.1%)	↓



ACTIVITY

Cumulative percentage of contracted UDA delivered 2016 & 2017



Month	Adjusted Scheduled Activity (UDA)	
	2016	2017
April	725	706
May	2,856	1,908
June	4,218	3,059
July	6,975	4,981
August	8,675	6,706
September	10,152	7,733
October	11,905	8,583
November	13,354	9,792
December	14,887	12,419
January	16,035	
February	18,164	
March	19,628	
April	20,426	
May	20,434	
June	20,431	

QUALITY

	Quantity	Base Number	Contract	AT	Region	England
% of FP17s for the same patient ID Re-attending within 3 months - Children	102	1,333	7.7%	10.2%	11.9%	12.4%
% of FP17s for the same patient ID Re-attending within 3 months - Adults	714	4,903	14.6%	15.0%	16.5%	16.6%
% of FP17s for the same patient ID Re-attending between 3 & 9 months - Children	673	1,333	50.5%	61.4%	60.2%	57.5%
% of FP17s for the same patient ID Re-attending between 3 & 9 months - Adults	2,377	4,903	48.5%	53.0%	52.0%	50.4%
% of FP17s for Band 1 Urgent Courses	750	5,917	12.7%	8.1%	9.5%	9.1%
% of FP17s Relating to Free Repair or Replacements	123	5,917	2.1%	0.9%	0.7%	0.8%
% of FP17s Relating to Continuations	109	5,917	1.8%	1.5%	1.2%	1.3%
% of Patients satisfied with the dentistry they have received	12	15	80.0%	94.0%	92.9%	92.7%
% of Patients satisfied with the time they had to wait for an appointment	11	15	73.3%	89.4%	88.8%	88.8%

* This is based on patients treated on this contract for their most recent course of treatment. Figures in italics indicate the base number of FP17s or Patient Questionnaire responses are less than 100. N/A is shown where the base number of responses is less than 10 during the period. % is calculated as Quantity/Base number*100

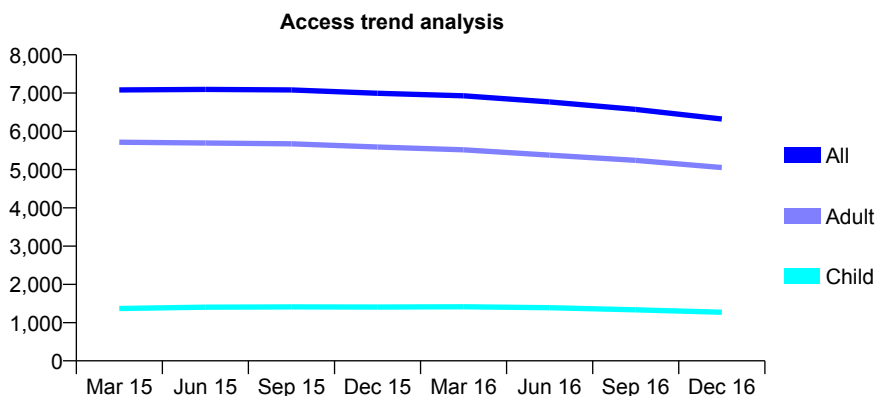
Q65 - Vital Signs At a Glance Contract Report for 101435/0069 - December 2016

Name or company name	IDH Limited
Contract type name	GDS Contract
Purpose of contract	General
Contract start date	07/09/2007
Contract end date	

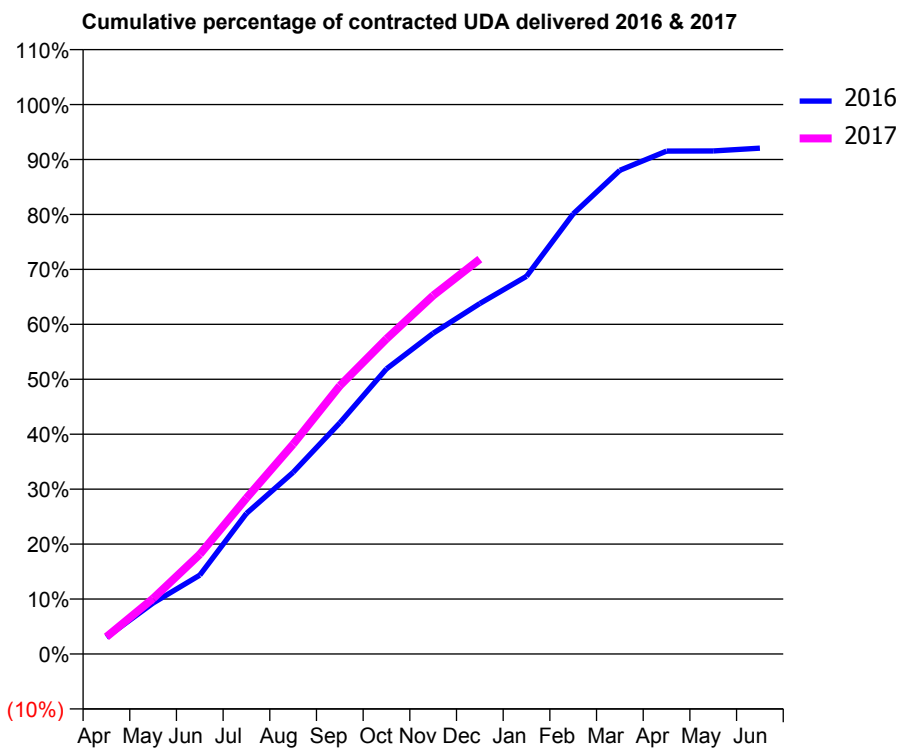
16/17 Contracted general activity (UDA)	14,632
Carry forward general activity (UDA)	0
16/17 Contracted orthodontic activity (UOA)	0
Carry forward orthodontic activity (UOA)	0
Baseline contract value	£293,371.39

ACCESS*

Patients seen in 24 months	Total	Change since previous quarter
Quarter ending December 2015	6,996	
Quarter ending March 2016	6,929	→
Quarter ending June 2016	6,767	↓
Quarter ending September 2016	6,574	↓
Quarter ending December 2016	6,321	↓
Variance since December 2015	(9.6%)	↓



ACTIVITY



Month	Adjusted Scheduled Activity (UDA)	
	2016	2017
April	641	457
May	1,959	1,480
June	3,032	2,653
July	5,408	4,151
August	6,986	5,588
September	8,887	7,144
October	10,969	8,392
November	12,334	9,546
December	13,479	10,517
January	14,525	
February	16,925	
March	18,603	
April	19,342	
May	19,343	
June	19,454	

QUALITY

	Quantity	Base Number	Contract	AT	Region	England
% of FP17s for the same patient ID Re-attending within 3 months - Children	73	1,088	6.7%	10.2%	11.9%	12.4%
% of FP17s for the same patient ID Re-attending within 3 months - Adults	654	4,180	15.6%	15.0%	16.5%	16.6%
% of FP17s for the same patient ID Re-attending between 3 & 9 months - Children	701	1,088	64.4%	61.4%	60.2%	57.5%
% of FP17s for the same patient ID Re-attending between 3 & 9 months - Adults	2,076	4,180	49.7%	53.0%	52.0%	50.4%
% of FP17s for Band 1 Urgent Courses	503	4,867	10.3%	8.1%	9.5%	9.1%
% of FP17s Relating to Free Repair or Replacements	53	4,867	1.1%	0.9%	0.7%	0.8%
% of FP17s Relating to Continuations	127	4,867	2.6%	1.5%	1.2%	1.3%
% of Patients satisfied with the dentistry they have received	11	12	91.7%	94.0%	92.9%	92.7%
% of Patients satisfied with the time they had to wait for an appointment	9	12	75.0%	89.4%	88.8%	88.8%

* This is based on patients treated on this contract for their most recent course of treatment. Figures in italics indicate the base number of FP17s or Patient Questionnaire responses are less than 100. N/A is shown where the base number of responses is less than 10 during the period. % is calculated as Quantity/Base number*100

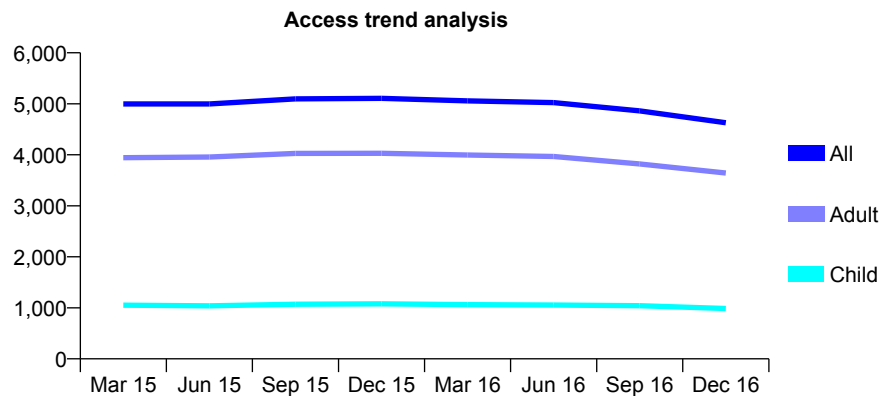
Q65 - Vital Signs At a Glance Contract Report for 101435/0080 - December 2016

Name or company name	IDH Limited
Contract type name	GDS Contract
Purpose of contract	General
Contract start date	18/01/2008
Contract end date	

16/17 Contracted general activity (UDA)	9,517
Carry forward general activity (UDA)	614
16/17 Contracted orthodontic activity (UOA)	0
Carry forward orthodontic activity (UOA)	0
Baseline contract value	£188,219.32

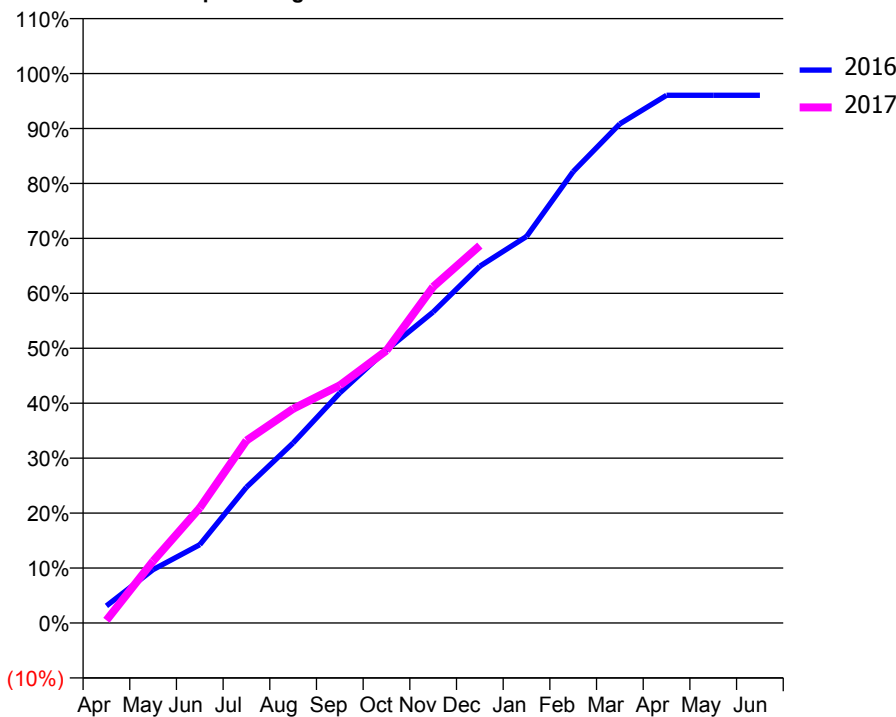
ACCESS*

Patients seen in 24 months	Total	Change since previous quarter
Quarter ending December 2015	5,107	
Quarter ending March 2016	5,058	→
Quarter ending June 2016	5,023	→
Quarter ending September 2016	4,861	↓
Quarter ending December 2016	4,630	↓
Variance since December 2015	(9.3%)	↓



ACTIVITY

Cumulative percentage of contracted UDA delivered 2016 & 2017



Month	Adjusted Scheduled Activity (UDA)	
	2016	2017
April	485	48
May	1,509	1,074
June	2,213	1,994
July	3,836	3,161
August	5,086	3,711
September	6,498	4,117
October	7,709	4,719
November	8,784	5,824
December	10,074	6,538
January	10,913	
February	12,748	
March	14,097	
April	14,903	
May	14,903	
June	14,903	

QUALITY

	Quantity	Base Number	Contract	AT	Region	England
% of FP17s for the same patient ID Re-attending within 3 months - Children	64	858	7.5%	10.2%	11.9%	12.4%
% of FP17s for the same patient ID Re-attending within 3 months - Adults	504	2,695	18.7%	15.0%	16.5%	16.6%
% of FP17s for the same patient ID Re-attending between 3 & 9 months - Children	529	858	61.7%	61.4%	60.2%	57.5%
% of FP17s for the same patient ID Re-attending between 3 & 9 months - Adults	1,004	2,695	37.3%	53.0%	52.0%	50.4%
% of FP17s for Band 1 Urgent Courses	394	3,258	12.1%	8.1%	9.5%	9.1%
% of FP17s Relating to Free Repair or Replacements	23	3,258	0.7%	0.9%	0.7%	0.8%
% of FP17s Relating to Continuations	125	3,258	3.8%	1.5%	1.2%	1.3%
% of Patients satisfied with the dentistry they have received	12	12	100.0%	94.0%	92.9%	92.7%
% of Patients satisfied with the time they had to wait for an appointment	10	12	83.3%	89.4%	88.8%	88.8%

* This is based on patients treated on this contract for their most recent course of treatment. Figures in italics indicate the base number of FP17s or Patient Questionnaire responses are less than 100. N/A is shown where the base number of responses is less than 10 during the period. % is calculated as Quantity/Base number*100

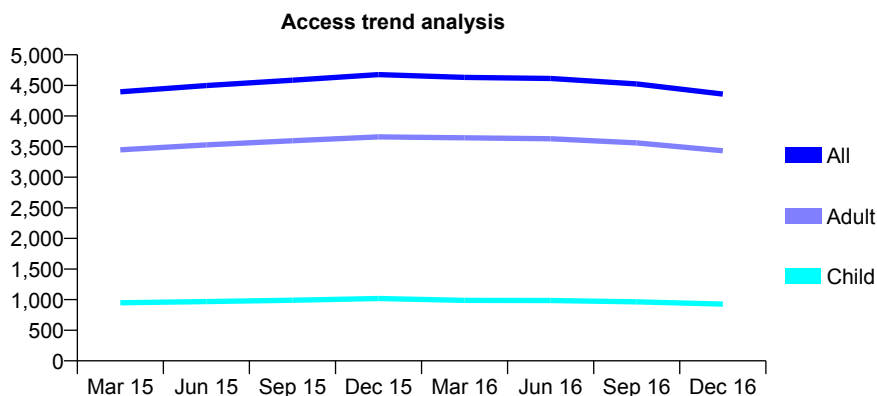
Q65 - Vital Signs At a Glance Contract Report for 101435/0084 - December 2016

Name or company name	IDH Limited
Contract type name	GDS Contract
Purpose of contract	General
Contract start date	01/02/2008
Contract end date	

16/17 Contracted general activity (UDA)	12,011
Carry forward general activity (UDA)	36
16/17 Contracted orthodontic activity (UOA)	0
Carry forward orthodontic activity (UOA)	0
Baseline contract value	£277,623.01

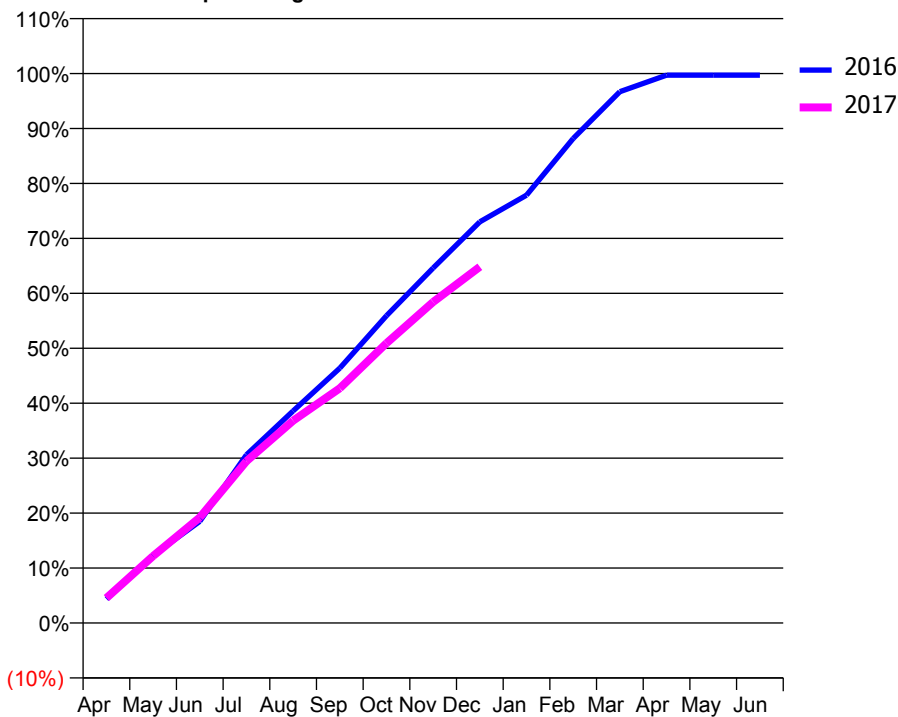
ACCESS*

Patients seen in 24 months	Total	Change since previous quarter
Quarter ending December 2015	4,677	
Quarter ending March 2016	4,630	↓
Quarter ending June 2016	4,613	→
Quarter ending September 2016	4,524	↓
Quarter ending December 2016	4,358	↓
Variance since December 2015	(6.8%)	↓



ACTIVITY

Cumulative percentage of contracted UDA delivered 2016 & 2017



Month	Adjusted Scheduled Activity (UDA)	
	2016	2017
April	526	546
May	1,479	1,465
June	2,223	2,308
July	3,676	3,538
August	4,637	4,424
September	5,572	5,131
October	6,718	6,116
November	7,760	7,018
December	8,770	7,786
January	9,350	
February	10,592	
March	11,613	
April	11,975	
May	11,975	
June	11,975	

QUALITY

	Quantity	Base Number	Contract	AT	Region	England
% of FP17s for the same patient ID Re-attending within 3 months - Children	50	896	5.6%	10.2%	11.9%	12.4%
% of FP17s for the same patient ID Re-attending within 3 months - Adults	414	2,910	14.2%	15.0%	16.5%	16.6%
% of FP17s for the same patient ID Re-attending between 3 & 9 months - Children	442	896	49.3%	61.4%	60.2%	57.5%
% of FP17s for the same patient ID Re-attending between 3 & 9 months - Adults	1,152	2,910	39.6%	53.0%	52.0%	50.4%
% of FP17s for Band 1 Urgent Courses	227	3,646	6.2%	8.1%	9.5%	9.1%
% of FP17s Relating to Free Repair or Replacements	19	3,646	0.5%	0.9%	0.7%	0.8%
% of FP17s Relating to Continuations	117	3,646	3.2%	1.5%	1.2%	1.3%
% of Patients satisfied with the dentistry they have received	7	7	N/A	94.0%	92.9%	92.7%
% of Patients satisfied with the time they had to wait for an appointment	7	7	N/A	89.4%	88.8%	88.8%

* This is based on patients treated on this contract for their most recent course of treatment. Figures in italics indicate the base number of FP17s or Patient Questionnaire responses are less than 100. N/A is shown where the base number of responses is less than 10 during the period. % is calculated as Quantity/Base number*100

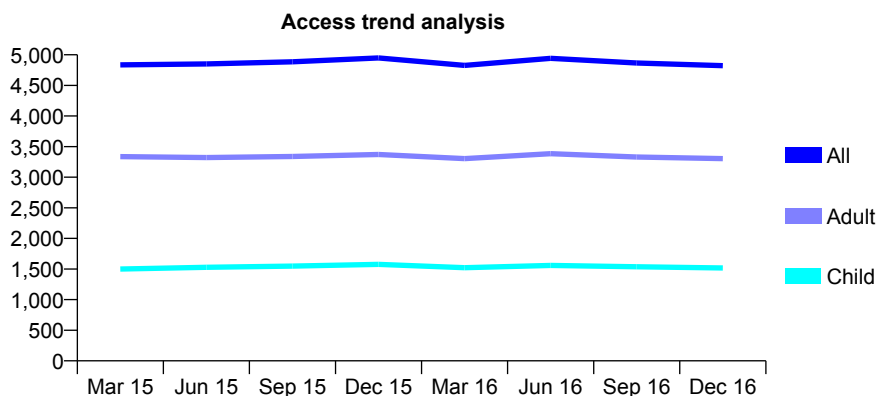
Q65 - Vital Signs At a Glance Contract Report for 101435/0107 - December 2016

Name or company name	IDH Limited
Contract type name	GDS Contract
Purpose of contract	General
Contract start date	01/07/2008
Contract end date	

16/17 Contracted general activity (UDA)	15,000
Carry forward general activity (UDA)	-300
16/17 Contracted orthodontic activity (UOA)	0
Carry forward orthodontic activity (UOA)	0
Baseline contract value	£308,089.34

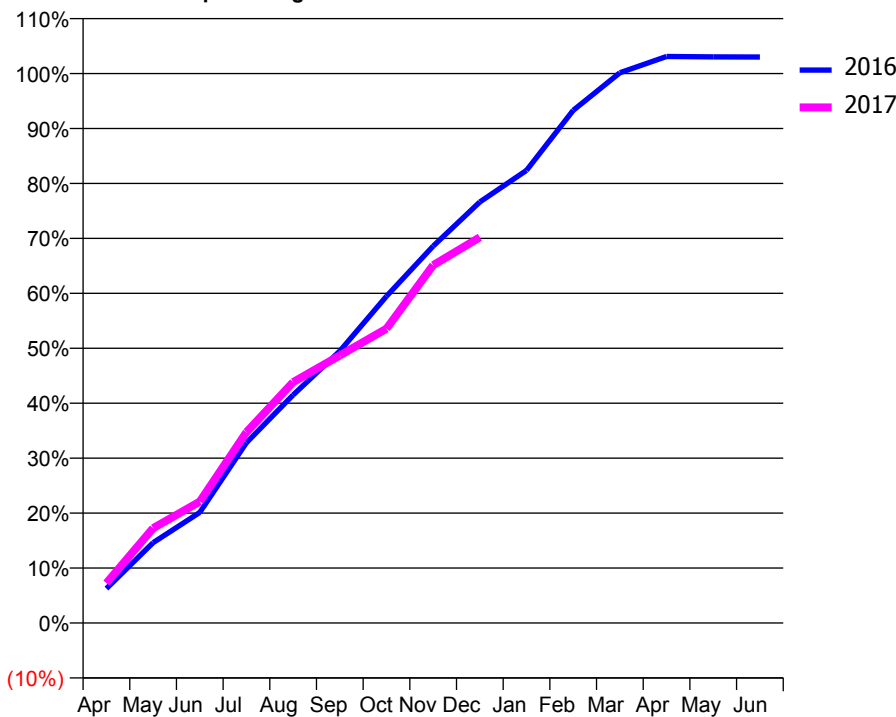
ACCESS*

Patients seen in 24 months	Total	Change since previous quarter
Quarter ending December 2015	4,949	
Quarter ending March 2016	4,827	↓
Quarter ending June 2016	4,942	↑
Quarter ending September 2016	4,866	↓
Quarter ending December 2016	4,822	→
Variance since December 2015	(2.6%)	↓



ACTIVITY

Cumulative percentage of contracted UDA delivered 2016 & 2017



Month	Adjusted Scheduled Activity (UDA)	
	2016	2017
April	942	1,089
May	2,193	2,589
June	3,020	3,314
July	4,922	5,210
August	6,226	6,575
September	7,426	7,305
October	8,919	8,035
November	10,290	9,769
December	11,494	10,529
January	12,356	
February	13,992	
March	15,022	
April	15,463	
May	15,452	
June	15,451	

QUALITY

	Quantity	Base Number	Contract	AT	Region	England
% of FP17s for the same patient ID Re-attending within 3 months - Children	156	1,583	9.9%	10.2%	11.9%	12.4%
% of FP17s for the same patient ID Re-attending within 3 months - Adults	453	2,991	15.1%	15.0%	16.5%	16.6%
% of FP17s for the same patient ID Re-attending between 3 & 9 months - Children	924	1,583	58.4%	61.4%	60.2%	57.5%
% of FP17s for the same patient ID Re-attending between 3 & 9 months - Adults	1,521	2,991	50.9%	53.0%	52.0%	50.4%
% of FP17s for Band 1 Urgent Courses	486	4,356	11.2%	8.1%	9.5%	9.1%
% of FP17s Relating to Free Repair or Replacements	15	4,356	0.3%	0.9%	0.7%	0.8%
% of FP17s Relating to Continuations	66	4,356	1.5%	1.5%	1.2%	1.3%
% of Patients satisfied with the dentistry they have received	2	3	N/A	94.0%	92.9%	92.7%
% of Patients satisfied with the time they had to wait for an appointment	2	3	N/A	89.4%	88.8%	88.8%

* This is based on patients treated on this contract for their most recent course of treatment. Figures in italics indicate the base number of FP17s or Patient Questionnaire responses are less than 100. N/A is shown where the base number of responses is less than 10 during the period. % is calculated as Quantity/Base number*100

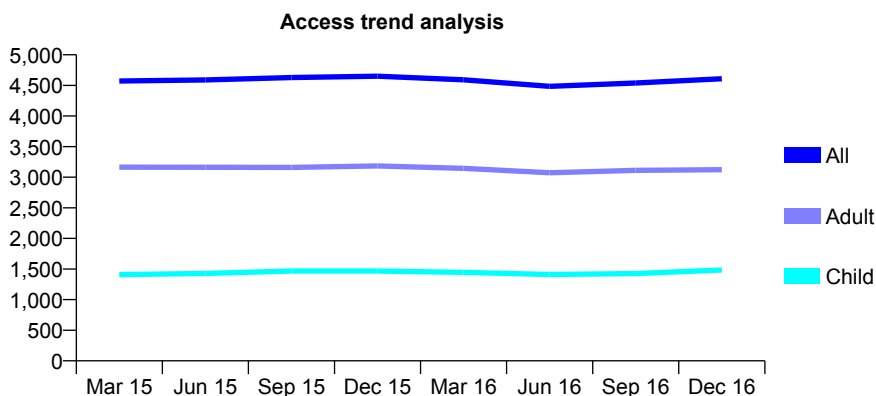
Q65 - Vital Signs At a Glance Contract Report for 101435/0119 - December 2016

Name or company name	IDH Limited
Contract type name	GDS Contract
Purpose of contract	General
Contract start date	08/12/2008
Contract end date	

16/17 Contracted general activity (UDA)	15,617
Carry forward general activity (UDA)	0
16/17 Contracted orthodontic activity (UOA)	0
Carry forward orthodontic activity (UOA)	0
Baseline contract value	£321,098.28

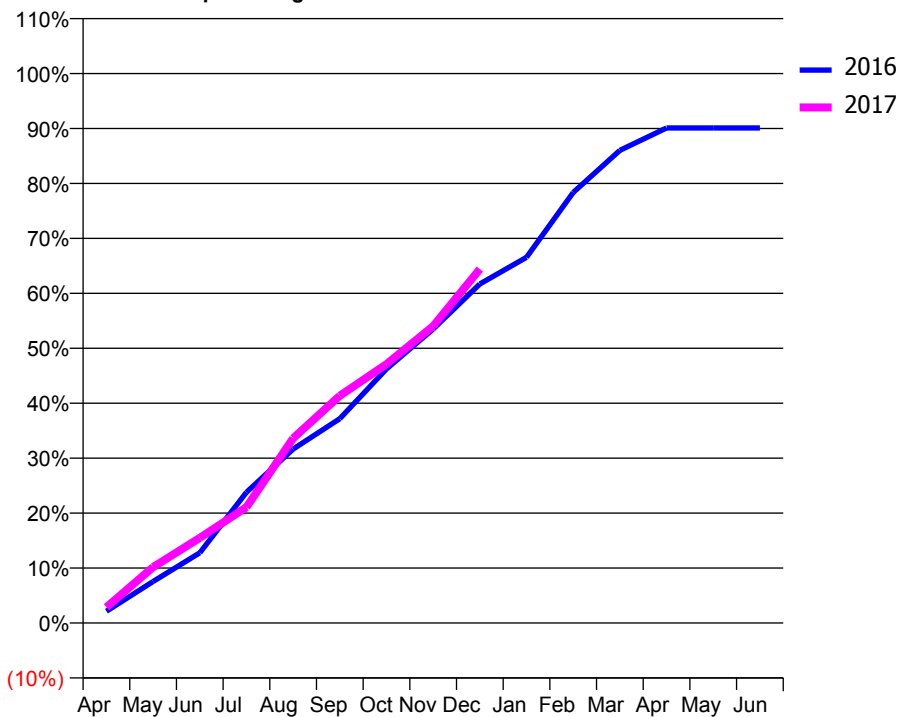
ACCESS*

Patients seen in 24 months	Total	Change since previous quarter
Quarter ending December 2015	4,651	
Quarter ending March 2016	4,591	↓
Quarter ending June 2016	4,484	↓
Quarter ending September 2016	4,539	→
Quarter ending December 2016	4,608	→
Variance since December 2015	(0.9%)	→



ACTIVITY

Cumulative percentage of contracted UDA delivered 2016 & 2017



Month	Adjusted Scheduled Activity (UDA)	
	2016	2017
April	336	451
May	1,182	1,590
June	1,995	2,418
July	3,717	3,293
August	4,945	5,252
September	5,808	6,459
October	7,222	7,359
November	8,354	8,437
December	9,637	10,061
January	10,393	
February	12,236	
March	13,434	
April	14,069	
May	14,069	
June	14,069	

QUALITY

	Quantity	Base Number	Contract	AT	Region	England
% of FP17s for the same patient ID Re-attending within 3 months - Children	101	1,316	7.7%	10.2%	11.9%	12.4%
% of FP17s for the same patient ID Re-attending within 3 months - Adults	476	2,824	16.9%	15.0%	16.5%	16.6%
% of FP17s for the same patient ID Re-attending between 3 & 9 months - Children	632	1,316	48.0%	61.4%	60.2%	57.5%
% of FP17s for the same patient ID Re-attending between 3 & 9 months - Adults	1,236	2,824	43.8%	53.0%	52.0%	50.4%
% of FP17s for Band 1 Urgent Courses	323	3,912	8.3%	8.1%	9.5%	9.1%
% of FP17s Relating to Free Repair or Replacements	22	3,912	0.6%	0.9%	0.7%	0.8%
% of FP17s Relating to Continuations	106	3,912	2.7%	1.5%	1.2%	1.3%
% of Patients satisfied with the dentistry they have received	8	9	N/A	94.0%	92.9%	92.7%
% of Patients satisfied with the time they had to wait for an appointment	9	9	N/A	89.4%	88.8%	88.8%

* This is based on patients treated on this contract for their most recent course of treatment. Figures in italics indicate the base number of FP17s or Patient Questionnaire responses are less than 100. N/A is shown where the base number of responses is less than 10 during the period. % is calculated as Quantity/Base number*100

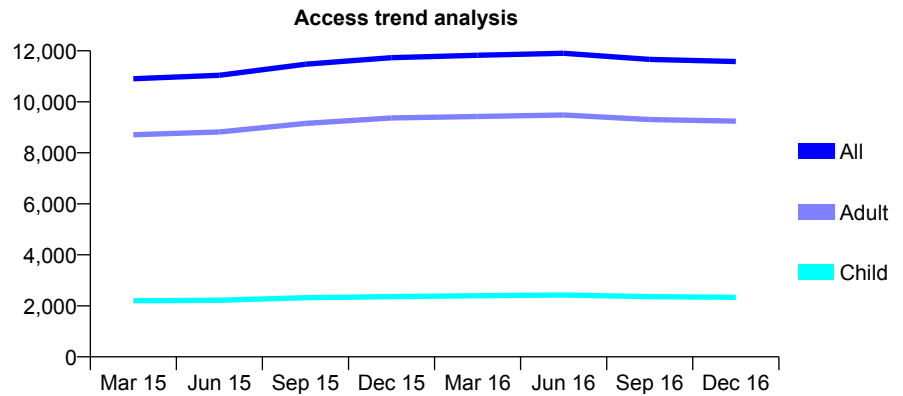
Q65 - Vital Signs At a Glance Contract Report for 101435/0122 - December 2016

Name or company name	IDH Limited
Contract type name	GDS Contract
Purpose of contract	General
Contract start date	01/04/2009
Contract end date	

16/17 Contracted general activity (UDA)	32,300
Carry forward general activity (UDA)	-356
16/17 Contracted orthodontic activity (UOA)	0
Carry forward orthodontic activity (UOA)	0
Baseline contract value	£724,177.79

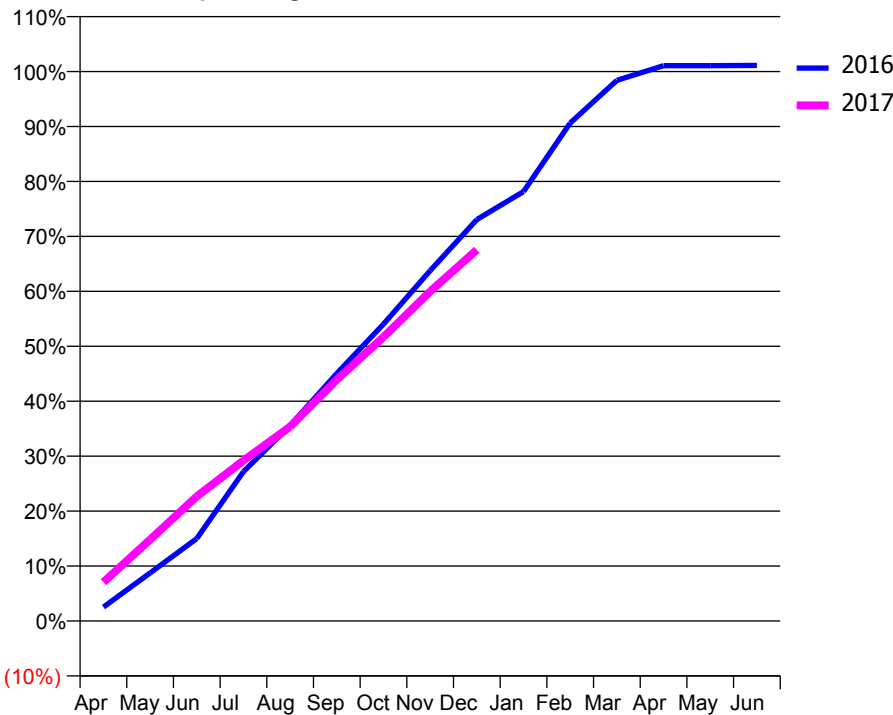
ACCESS*

Patients seen in 24 months	Total	Change since previous quarter
Quarter ending December 2015	11,730	
Quarter ending March 2016	11,823	→
Quarter ending June 2016	11,905	→
Quarter ending September 2016	11,661	↓
Quarter ending December 2016	11,578	→
Variance since December 2015	(1.3%)	↓



ACTIVITY

Cumulative percentage of contracted UDA delivered 2016 & 2017



Month	Adjusted Scheduled Activity (UDA)	
	2016	2017
April	818	2,286
May	2,826	4,788
June	4,845	7,325
July	8,783	9,434
August	11,497	11,424
September	14,550	14,188
October	17,450	16,692
November	20,593	19,369
December	23,597	21,815
January	25,243	
February	29,269	
March	31,783	
April	32,645	
May	32,644	
June	32,656	

QUALITY

	Quantity	Base Number	Contract	AT	Region	England
% of FP17s for the same patient ID Re-attending within 3 months - Children	133	2,318	5.7%	10.2%	11.9%	12.4%
% of FP17s for the same patient ID Re-attending within 3 months - Adults	671	8,277	8.1%	15.0%	16.5%	16.6%
% of FP17s for the same patient ID Re-attending between 3 & 9 months - Children	1,433	2,318	61.8%	61.4%	60.2%	57.5%
% of FP17s for the same patient ID Re-attending between 3 & 9 months - Adults	4,580	8,277	55.3%	53.0%	52.0%	50.4%
% of FP17s for Band 1 Urgent Courses	397	10,130	3.9%	8.1%	9.5%	9.1%
% of FP17s Relating to Free Repair or Replacements	53	10,130	0.5%	0.9%	0.7%	0.8%
% of FP17s Relating to Continuations	146	10,130	1.4%	1.5%	1.2%	1.3%
% of Patients satisfied with the dentistry they have received	31	34	91.2%	94.0%	92.9%	92.7%
% of Patients satisfied with the time they had to wait for an appointment	28	34	82.4%	89.4%	88.8%	88.8%

* This is based on patients treated on this contract for their most recent course of treatment. Figures in italics indicate the base number of FP17s or Patient Questionnaire responses are less than 100. N/A is shown where the base number of responses is less than 10 during the period. % is calculated as Quantity/Base number*100

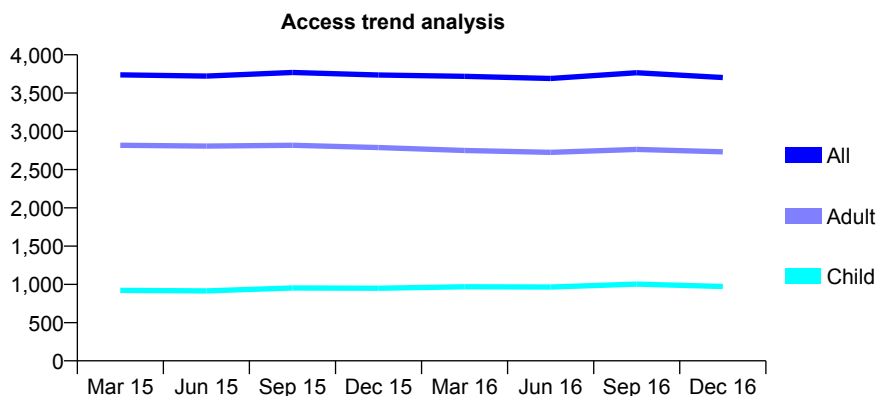
Q65 - Vital Signs At a Glance Contract Report for 101435/0124 - December 2016

Name or company name	IDH Limited
Contract type name	GDS Contract
Purpose of contract	General
Contract start date	01/03/2010
Contract end date	

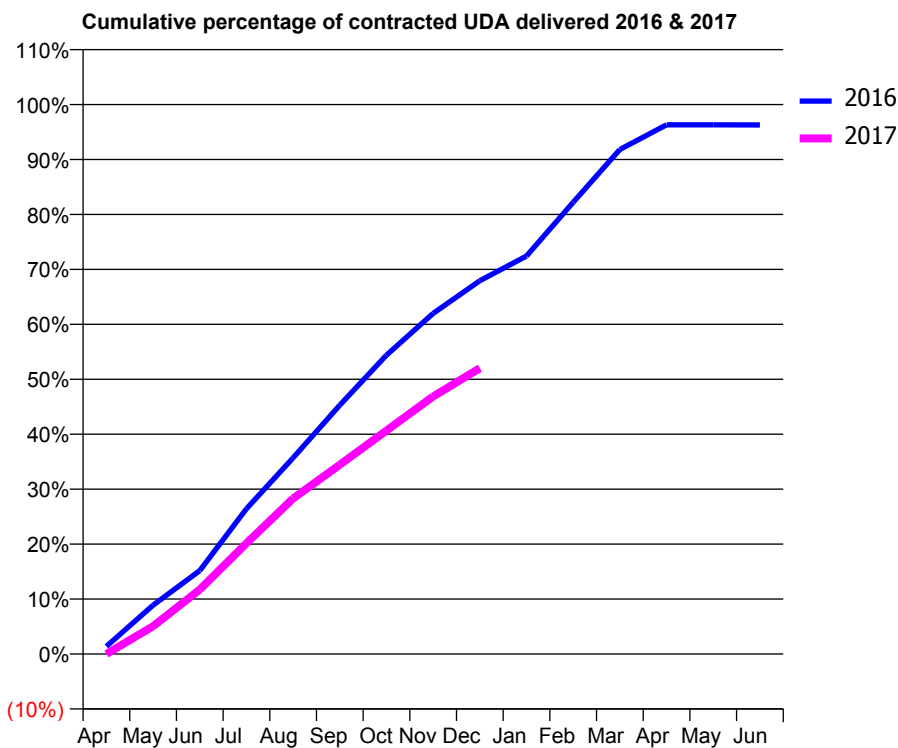
16/17 Contracted general activity (UDA)	12,116
Carry forward general activity (UDA)	451
16/17 Contracted orthodontic activity (UOA)	0
Carry forward orthodontic activity (UOA)	0
Baseline contract value	£302,841.58

ACCESS*

Patients seen in 24 months	Total	Change since previous quarter
Quarter ending December 2015	3,736	
Quarter ending March 2016	3,718	→
Quarter ending June 2016	3,690	→
Quarter ending September 2016	3,766	↑
Quarter ending December 2016	3,703	↓
Variance since December 2015	(0.9%)	→



ACTIVITY



Month	Adjusted Scheduled Activity (UDA)	
	2016	2017
April	169	-1
May	1,077	612
June	1,839	1,421
July	3,202	2,442
August	4,327	3,430
September	5,488	4,172
October	6,589	4,927
November	7,510	5,679
December	8,232	6,303
January	8,775	
February	9,961	
March	11,123	
April	11,668	
May	11,668	
June	11,665	

QUALITY

	Quantity	Base Number	Contract	AT	Region	England
% of FP17s for the same patient ID Re-attending within 3 months - Children	91	953	9.5%	10.2%	11.9%	12.4%
% of FP17s for the same patient ID Re-attending within 3 months - Adults	342	2,175	15.7%	15.0%	16.5%	16.6%
% of FP17s for the same patient ID Re-attending between 3 & 9 months - Children	475	953	49.8%	61.4%	60.2%	57.5%
% of FP17s for the same patient ID Re-attending between 3 & 9 months - Adults	893	2,175	41.1%	53.0%	52.0%	50.4%
% of FP17s for Band 1 Urgent Courses	351	2,956	11.9%	8.1%	9.5%	9.1%
% of FP17s Relating to Free Repair or Replacements	5	2,956	0.2%	0.9%	0.7%	0.8%
% of FP17s Relating to Continuations	87	2,956	2.9%	1.5%	1.2%	1.3%
% of Patients satisfied with the dentistry they have received	6	8	N/A	94.0%	92.9%	92.7%
% of Patients satisfied with the time they had to wait for an appointment	6	8	N/A	89.4%	88.8%	88.8%

* This is based on patients treated on this contract for their most recent course of treatment. Figures in italics indicate the base number of FP17s or Patient Questionnaire responses are less than 100. N/A is shown where the base number of responses is less than 10 during the period. % is calculated as Quantity/Base number*100

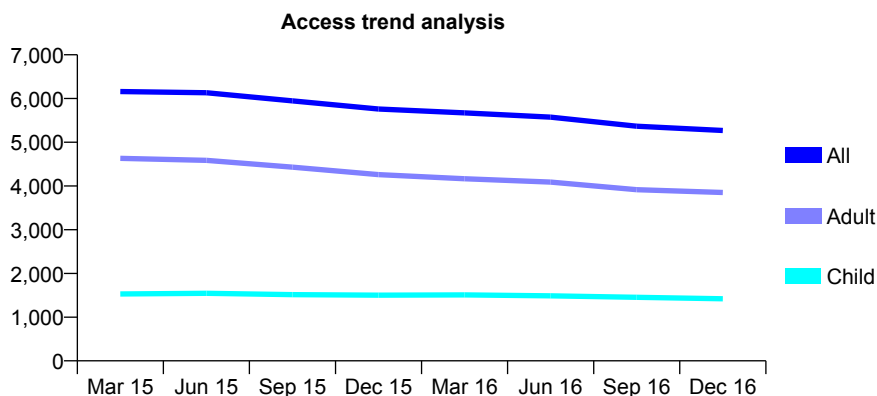
Q65 - Vital Signs At a Glance Contract Report for 101435/0131 - December 2016

Name or company name	IDH Limited
Contract type name	GDS Contract
Purpose of contract	General
Contract start date	01/04/2010
Contract end date	

16/17 Contracted general activity (UDA)	17,467
Carry forward general activity (UDA)	0
16/17 Contracted orthodontic activity (UOA)	0
Carry forward orthodontic activity (UOA)	0
Baseline contract value	£436,533.93

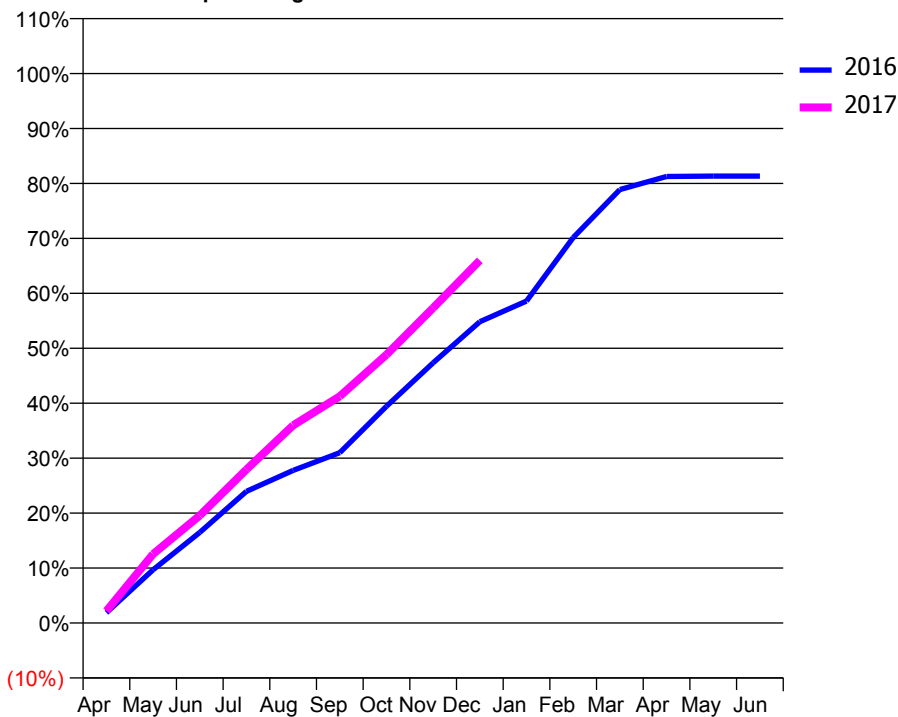
ACCESS*

Patients seen in 24 months	Total	Change since previous quarter
Quarter ending December 2015	5,761	
Quarter ending March 2016	5,672	↓
Quarter ending June 2016	5,575	↓
Quarter ending September 2016	5,368	↓
Quarter ending December 2016	5,270	↓
Variance since December 2015	(8.5%)	↓



ACTIVITY

Cumulative percentage of contracted UDA delivered 2016 & 2017



Month	Adjusted Scheduled Activity (UDA)	
	2016	2017
April	330	383
May	1,695	2,193
June	2,880	3,420
July	4,187	4,882
August	4,849	6,284
September	5,416	7,210
October	6,890	8,532
November	8,271	10,017
December	9,578	11,527
January	10,234	
February	12,251	
March	13,778	
April	14,193	
May	14,206	
June	14,206	

QUALITY

	Quantity	Base Number	Contract	AT	Region	England
% of FP17s for the same patient ID Re-attending within 3 months - Children	114	1,161	9.8%	10.2%	11.9%	12.4%
% of FP17s for the same patient ID Re-attending within 3 months - Adults	474	2,988	15.9%	15.0%	16.5%	16.6%
% of FP17s for the same patient ID Re-attending between 3 & 9 months - Children	504	1,161	43.4%	61.4%	60.2%	57.5%
% of FP17s for the same patient ID Re-attending between 3 & 9 months - Adults	1,146	2,988	38.4%	53.0%	52.0%	50.4%
% of FP17s for Band 1 Urgent Courses	193	3,998	4.8%	8.1%	9.5%	9.1%
% of FP17s Relating to Free Repair or Replacements	16	3,998	0.4%	0.9%	0.7%	0.8%
% of FP17s Relating to Continuations	195	3,998	4.9%	1.5%	1.2%	1.3%
% of Patients satisfied with the dentistry they have received	4	4	N/A	94.0%	92.9%	92.7%
% of Patients satisfied with the time they had to wait for an appointment	3	4	N/A	89.4%	88.8%	88.8%

* This is based on patients treated on this contract for their most recent course of treatment. Figures in italics indicate the base number of FP17s or Patient Questionnaire responses are less than 100. N/A is shown where the base number of responses is less than 10 during the period. % is calculated as Quantity/Base number*100

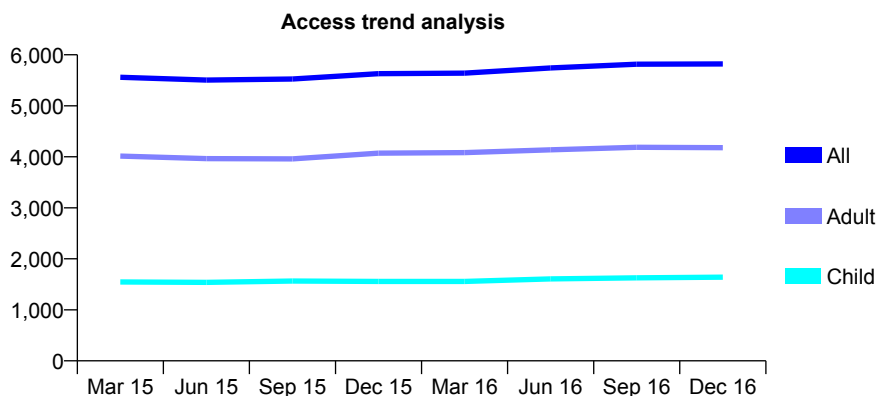
Q65 - Vital Signs At a Glance Contract Report for 101435/0138 - December 2016

Name or company name	IDH Limited
Contract type name	GDS Contract
Purpose of contract	General
Contract start date	16/08/2010
Contract end date	

16/17 Contracted general activity (UDA)	22,590
Carry forward general activity (UDA)	0
16/17 Contracted orthodontic activity (UOA)	0
Carry forward orthodontic activity (UOA)	0
Baseline contract value	£563,612.10

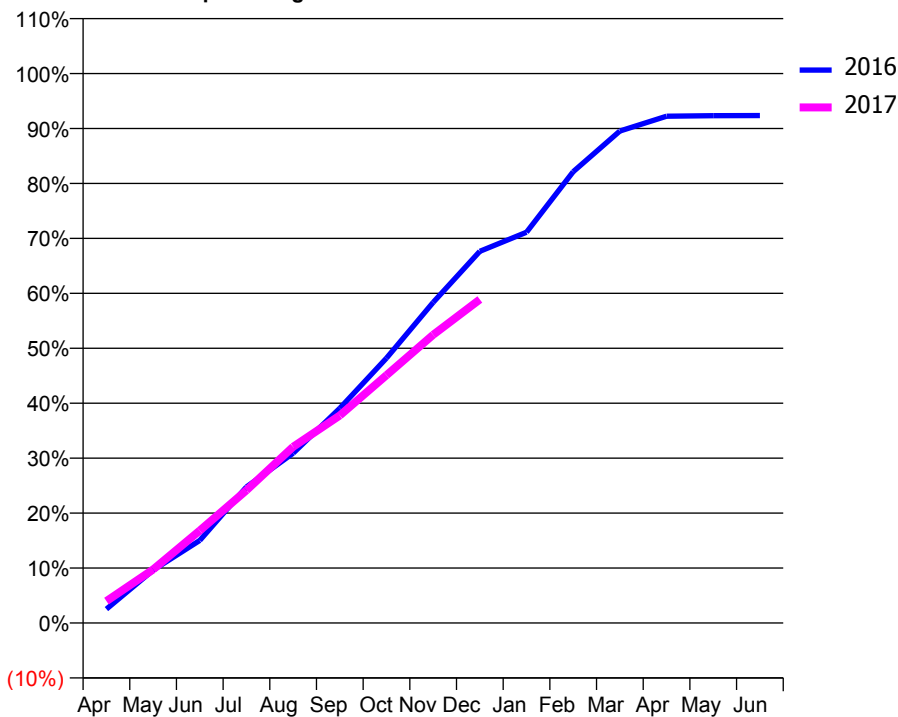
ACCESS*

Patients seen in 24 months	Total	Change since previous quarter
Quarter ending December 2015	5,630	
Quarter ending March 2016	5,640	→
Quarter ending June 2016	5,743	→
Quarter ending September 2016	5,815	→
Quarter ending December 2016	5,821	→
Variance since December 2015	3.4%	↑



ACTIVITY

Cumulative percentage of contracted UDA delivered 2016 & 2017



Month	Adjusted Scheduled Activity (UDA)	
	2016	2017
April	575	903
May	2,172	2,202
June	3,396	3,801
July	5,596	5,457
August	6,983	7,247
September	8,830	8,532
October	10,889	10,190
November	13,181	11,852
December	15,278	13,303
January	16,062	
February	18,556	
March	20,224	
April	20,833	
May	20,857	
June	20,859	

QUALITY

	Quantity	Base Number	Contract	AT	Region	England
% of FP17s for the same patient ID Re-attending within 3 months - Children	137	1,939	7.1%	10.2%	11.9%	12.4%
% of FP17s for the same patient ID Re-attending within 3 months - Adults	605	4,123	14.7%	15.0%	16.5%	16.6%
% of FP17s for the same patient ID Re-attending between 3 & 9 months - Children	1,253	1,939	64.6%	61.4%	60.2%	57.5%
% of FP17s for the same patient ID Re-attending between 3 & 9 months - Adults	2,242	4,123	54.4%	53.0%	52.0%	50.4%
% of FP17s for Band 1 Urgent Courses	473	5,766	8.2%	8.1%	9.5%	9.1%
% of FP17s Relating to Free Repair or Replacements	22	5,766	0.4%	0.9%	0.7%	0.8%
% of FP17s Relating to Continuations	131	5,766	2.3%	1.5%	1.2%	1.3%
% of Patients satisfied with the dentistry they have received	7	7	N/A	94.0%	92.9%	92.7%
% of Patients satisfied with the time they had to wait for an appointment	7	7	N/A	89.4%	88.8%	88.8%

* This is based on patients treated on this contract for their most recent course of treatment. Figures in italics indicate the base number of FP17s or Patient Questionnaire responses are less than 100. N/A is shown where the base number of responses is less than 10 during the period. % is calculated as Quantity/Base number*100

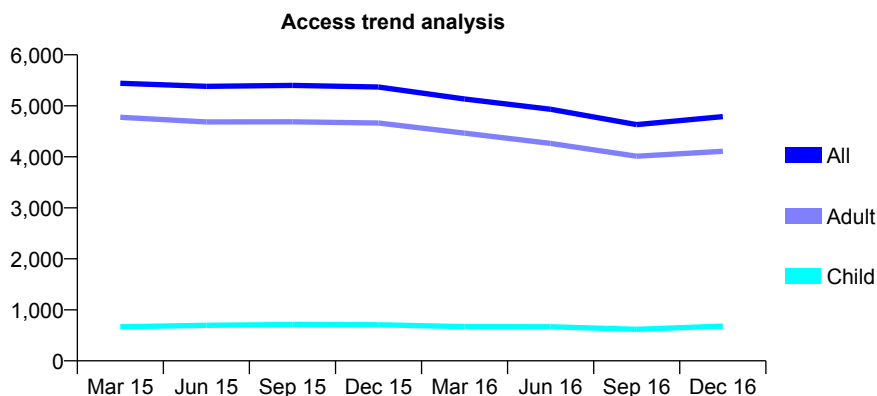
Q65 - Vital Signs At a Glance Contract Report for 101435/0140 - December 2016

Name or company name	IDH Limited
Contract type name	GDS Contract
Purpose of contract	General
Contract start date	16/08/2010
Contract end date	

16/17 Contracted general activity (UDA)	11,500
Carry forward general activity (UDA)	0
16/17 Contracted orthodontic activity (UOA)	0
Carry forward orthodontic activity (UOA)	0
Baseline contract value	£285,096.41

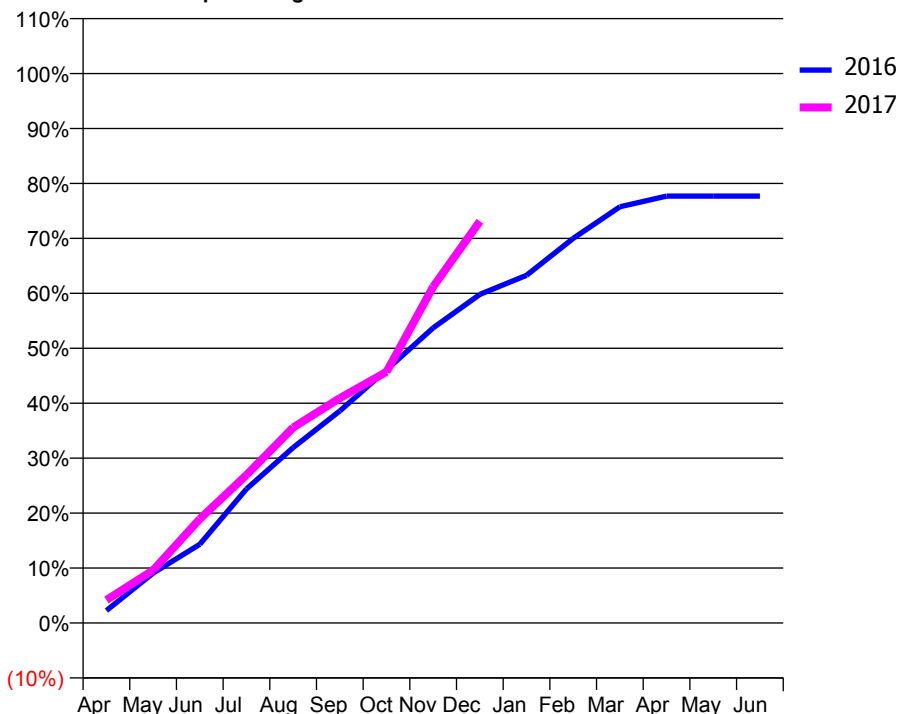
ACCESS*

Patients seen in 24 months	Total	Change since previous quarter
Quarter ending December 2015	5,369	
Quarter ending March 2016	5,134	↓
Quarter ending June 2016	4,932	↓
Quarter ending September 2016	4,631	↓
Quarter ending December 2016	4,789	↑
Variance since December 2015	(10.8%)	↓



ACTIVITY

Cumulative percentage of contracted UDA delivered 2016 & 2017



Month	Adjusted Scheduled Activity (UDA)	
	2016	2017
April	362	481
May	1,453	1,107
June	2,294	2,179
July	3,904	3,099
August	5,107	4,094
September	6,177	4,707
October	7,371	5,257
November	8,593	7,039
December	9,569	8,408
January	10,124	
February	11,201	
March	12,118	
April	12,431	
May	12,432	
June	12,432	

QUALITY

	Quantity	Base Number	Contract	AT	Region	England
% of FP17s for the same patient ID Re-attending within 3 months - Children	56	541	10.4%	10.2%	11.9%	12.4%
% of FP17s for the same patient ID Re-attending within 3 months - Adults	536	2,963	18.1%	15.0%	16.5%	16.6%
% of FP17s for the same patient ID Re-attending between 3 & 9 months - Children	173	541	32.0%	61.4%	60.2%	57.5%
% of FP17s for the same patient ID Re-attending between 3 & 9 months - Adults	935	2,963	31.6%	53.0%	52.0%	50.4%
% of FP17s for Band 1 Urgent Courses	459	3,382	13.6%	8.1%	9.5%	9.1%
% of FP17s Relating to Free Repair or Replacements	39	3,382	1.2%	0.9%	0.7%	0.8%
% of FP17s Relating to Continuations	75	3,382	2.2%	1.5%	1.2%	1.3%
% of Patients satisfied with the dentistry they have received	3	3	N/A	94.0%	92.9%	92.7%
% of Patients satisfied with the time they had to wait for an appointment	1	3	N/A	89.4%	88.8%	88.8%

* This is based on patients treated on this contract for their most recent course of treatment. Figures in italics indicate the base number of FP17s or Patient Questionnaire responses are less than 100. N/A is shown where the base number of responses is less than 10 during the period. % is calculated as Quantity/Base number*100

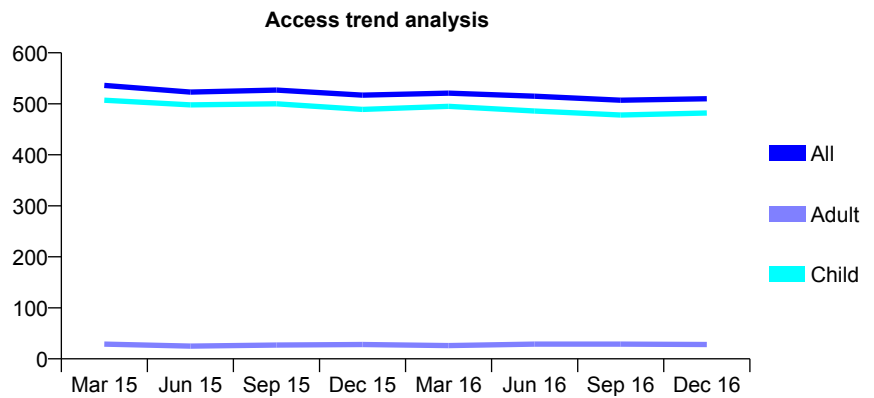
Q65 - Vital Signs At a Glance Contract Report for 104310/0001 - December 2016

Name or company name	Henleaze Dental Practice Ltd
Contract type name	GDS Contract
Purpose of contract	General
Contract start date	01/07/2010
Contract end date	

16/17 Contracted general activity (UDA)	612
Carry forward general activity (UDA)	-12
16/17 Contracted orthodontic activity (UOA)	0
Carry forward orthodontic activity (UOA)	0
Baseline contract value	£11,379.36

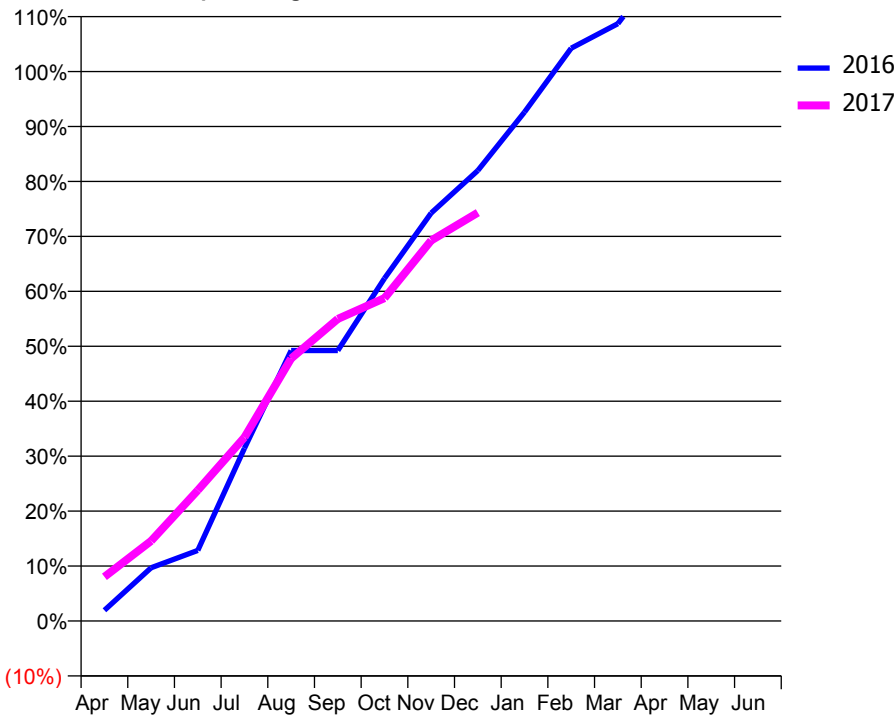
ACCESS*

Patients seen in 24 months	Total	Change since previous quarter
Quarter ending December 2015	517	
Quarter ending March 2016	521	→
Quarter ending June 2016	515	↓
Quarter ending September 2016	507	↓
Quarter ending December 2016	510	→
Variance since December 2015	(1.4%)	↓



ACTIVITY

Cumulative percentage of contracted UDA delivered 2016 & 2017



Month	Adjusted Scheduled Activity (UDA)	
	2016	2017
April	12	49
May	59	89
June	79	146
July	192	205
August	301	292
September	301	336
October	382	360
November	454	424
December	502	455
January	567	
February	638	
March	665	
April	732	
May	732	
June	732	

QUALITY

	Quantity	Base Number	Contract	AT	Region	England
% of FP17s for the same patient ID Re-attending within 3 months - Children	33	421	7.8%	10.2%	11.9%	12.4%
% of FP17s for the same patient ID Re-attending within 3 months - Adults	0	0	N/A	15.0%	16.5%	16.6%
% of FP17s for the same patient ID Re-attending between 3 & 9 months - Children	112	421	26.6%	61.4%	60.2%	57.5%
% of FP17s for the same patient ID Re-attending between 3 & 9 months - Adults	0	0	N/A	53.0%	52.0%	50.4%
% of FP17s for Band 1 Urgent Courses	9	373	2.4%	8.1%	9.5%	9.1%
% of FP17s Relating to Free Repair or Replacements	0	373	0.0%	0.9%	0.7%	0.8%
% of FP17s Relating to Continuations	0	373	0.0%	1.5%	1.2%	1.3%
% of Patients satisfied with the dentistry they have received	1	1	N/A	94.0%	92.9%	92.7%
% of Patients satisfied with the time they had to wait for an appointment	1	1	N/A	89.4%	88.8%	88.8%

* This is based on patients treated on this contract for their most recent course of treatment. Figures in italics indicate the base number of FP17s or Patient Questionnaire responses are less than 100. N/A is shown where the base number of responses is less than 10 during the period. % is calculated as Quantity/Base number*100

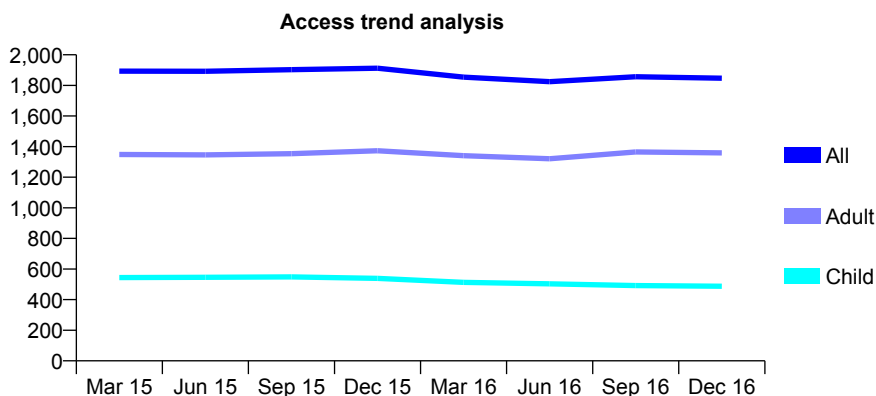
Q65 - Vital Signs At a Glance Contract Report for 106089/0001 - December 2016

Name or company name	Church Street Dental Practice Ltd
Contract type name	GDS Contract
Purpose of contract	General and Orthodontic
Contract start date	01/04/2010
Contract end date	

16/17 Contracted general activity (UDA)	3,250
Carry forward general activity (UDA)	-43
16/17 Contracted orthodontic activity (UOA)	462
Carry forward orthodontic activity (UOA)	9
Baseline contract value	£100,221.79

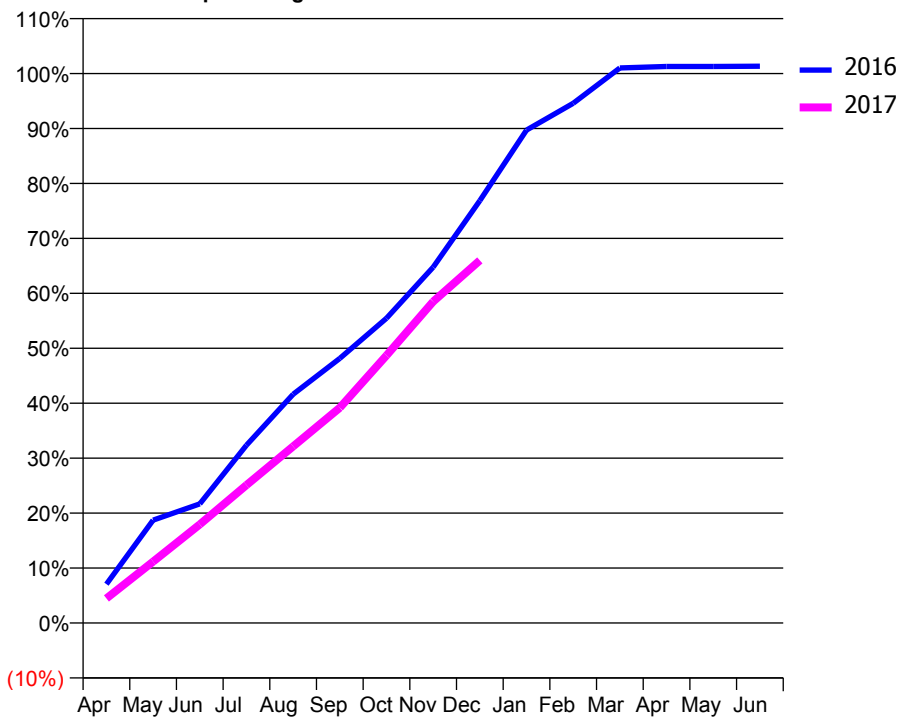
ACCESS*

Patients seen in 24 months	Total	Change since previous quarter
Quarter ending December 2015	1,912	
Quarter ending March 2016	1,854	↓
Quarter ending June 2016	1,824	↓
Quarter ending September 2016	1,857	→
Quarter ending December 2016	1,847	→
Variance since December 2015	(3.4%)	↓



ACTIVITY

Cumulative percentage of contracted UDA delivered 2016 & 2017



Month	Adjusted Scheduled Activity (UDA)	
	2016	2017
April	230	145
May	609	363
June	705	583
July	1,052	816
August	1,353	1,045
September	1,565	1,273
October	1,803	1,582
November	2,105	1,901
December	2,498	2,145
January	2,915	
February	3,074	
March	3,283	
April	3,291	
May	3,291	
June	3,293	

QUALITY

	Quantity	Base Number	Contract	AT	Region	England
% of FP17s for the same patient ID Re-attending within 3 months - Children	68	575	11.8%	10.2%	11.9%	12.4%
% of FP17s for the same patient ID Re-attending within 3 months - Adults	184	1,367	13.5%	15.0%	16.5%	16.6%
% of FP17s for the same patient ID Re-attending between 3 & 9 months - Children	352	575	61.2%	61.4%	60.2%	57.5%
% of FP17s for the same patient ID Re-attending between 3 & 9 months - Adults	796	1,367	58.2%	53.0%	52.0%	50.4%
% of FP17s for Band 1 Urgent Courses	65	1,054	6.2%	8.1%	9.5%	9.1%
% of FP17s Relating to Free Repair or Replacements	8	1,054	0.8%	0.9%	0.7%	0.8%
% of FP17s Relating to Continuations	16	1,054	1.5%	1.5%	1.2%	1.3%
% of Patients satisfied with the dentistry they have received	9	9	N/A	94.0%	92.9%	92.7%
% of Patients satisfied with the time they had to wait for an appointment	7	9	N/A	89.4%	88.8%	88.8%

* This is based on patients treated on this contract for their most recent course of treatment. Figures in italics indicate the base number of FP17s or Patient Questionnaire responses are less than 100. N/A is shown where the base number of responses is less than 10 during the period. % is calculated as Quantity/Base number*100

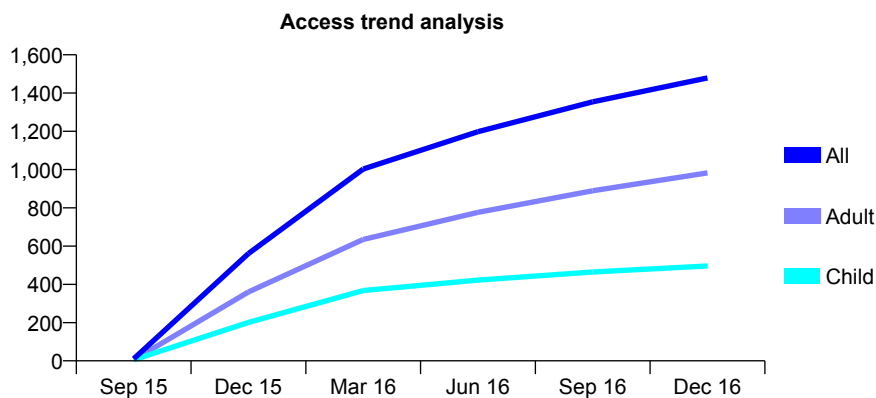
Q65 - Vital Signs At a Glance Contract Report for 106305/0001 - December 2016

Name or company name	G S Worrall & Associates
Contract type name	GDS Contract
Purpose of contract	General
Contract start date	02/09/2015
Contract end date	

16/17 Contracted general activity (UDA)	3,366
Carry forward general activity (UDA)	0
16/17 Contracted orthodontic activity (UOA)	0
Carry forward orthodontic activity (UOA)	0
Baseline contract value	£91,990.44

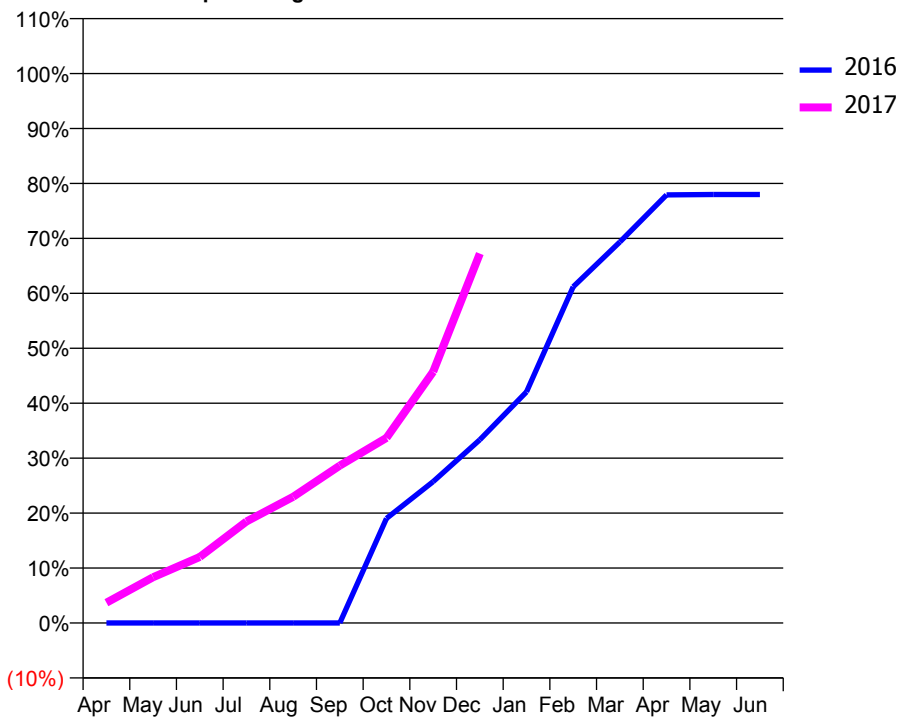
ACCESS*

Patients seen in 24 months	Total	Change since previous quarter
Quarter ending December 2015	561	
Quarter ending March 2016	1,003	↑
Quarter ending June 2016	1,198	↑
Quarter ending September 2016	1,354	↑
Quarter ending December 2016	1,479	↑
Variance since December 2015	163.6%	↑



ACTIVITY

Cumulative percentage of contracted UDA delivered 2016 & 2017



Month	Adjusted Scheduled Activity (UDA)	
	2016	2017
April	0	125
May	0	281
June	0	404
July	0	622
August	0	773
September	0	964
October	303	1,134
November	409	1,539
December	531	2,263
January	669	
February	974	
March	1,103	
April	1,240	
May	1,241	
June	1,241	

QUALITY

	Quantity	Base Number	Contract	AT	Region	England
% of FP17s for the same patient ID Re-attending within 3 months - Children	69	674	10.2%	10.2%	11.9%	12.4%
% of FP17s for the same patient ID Re-attending within 3 months - Adults	198	1,239	16.0%	15.0%	16.5%	16.6%
% of FP17s for the same patient ID Re-attending between 3 & 9 months - Children	371	674	55.0%	61.4%	60.2%	57.5%
% of FP17s for the same patient ID Re-attending between 3 & 9 months - Adults	613	1,239	49.5%	53.0%	52.0%	50.4%
% of FP17s for Band 1 Urgent Courses	81	1,188	6.8%	8.1%	9.5%	9.1%
% of FP17s Relating to Free Repair or Replacements	14	1,188	1.2%	0.9%	0.7%	0.8%
% of FP17s Relating to Continuations	6	1,188	0.5%	1.5%	1.2%	1.3%
% of Patients satisfied with the dentistry they have received	9	10	90.0%	94.0%	92.9%	92.7%
% of Patients satisfied with the time they had to wait for an appointment	10	10	100.0%	89.4%	88.8%	88.8%

* This is based on patients treated on this contract for their most recent course of treatment. Figures in italics indicate the base number of FP17s or Patient Questionnaire responses are less than 100. N/A is shown where the base number of responses is less than 10 during the period. % is calculated as Quantity/Base number*100

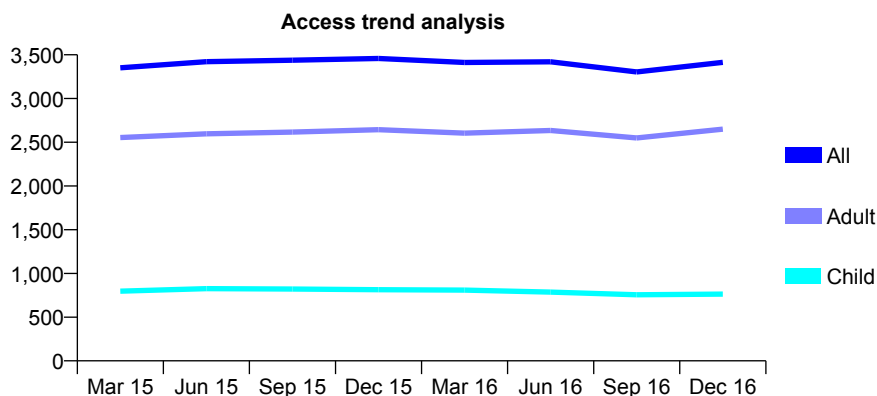
Q65 - Vital Signs At a Glance Contract Report for 107034/0003 - December 2016

Name or company name	TDK Dental Limited
Contract type name	GDS Contract
Purpose of contract	General
Contract start date	01/09/2008
Contract end date	

16/17 Contracted general activity (UDA)	13,778
Carry forward general activity (UDA)	0
16/17 Contracted orthodontic activity (UOA)	0
Carry forward orthodontic activity (UOA)	0
Baseline contract value	£343,899.27

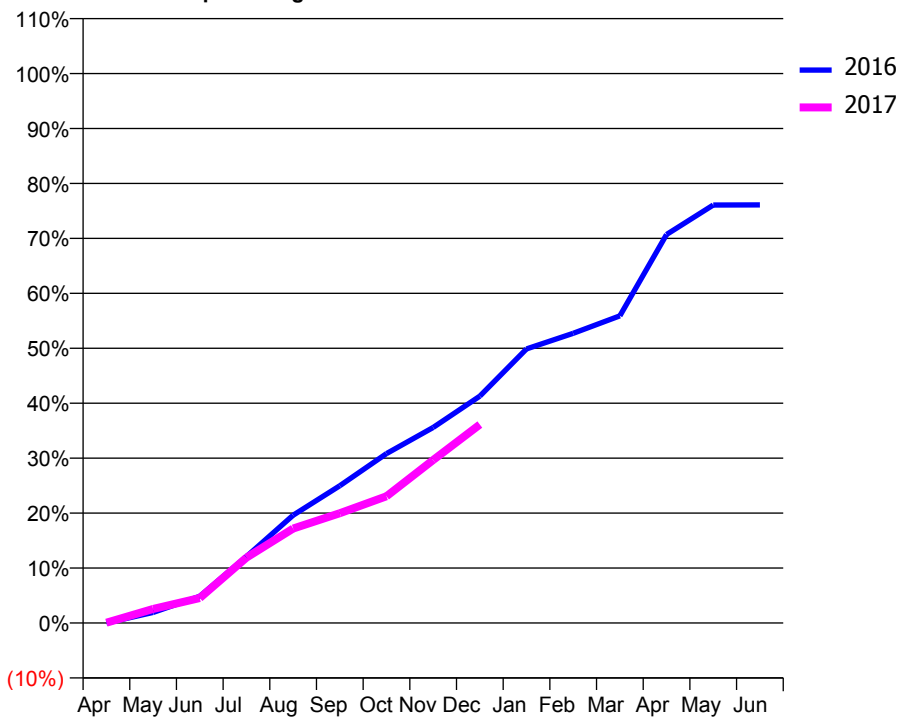
ACCESS*

Patients seen in 24 months	Total	Change since previous quarter
Quarter ending December 2015	3,458	
Quarter ending March 2016	3,413	↓
Quarter ending June 2016	3,420	→
Quarter ending September 2016	3,304	↓
Quarter ending December 2016	3,414	↑
Variance since December 2015	(1.3%)	↓



ACTIVITY

Cumulative percentage of contracted UDA delivered 2016 & 2017



Month	Adjusted Scheduled Activity (UDA)	
	2016	2017
April	0	7
May	264	353
June	672	626
July	1,668	1,641
August	2,702	2,368
September	3,443	2,754
October	4,247	3,177
November	4,904	4,088
December	5,687	4,978
January	6,874	
February	7,262	
March	7,702	
April	9,741	
May	10,481	
June	10,483	

QUALITY

	Quantity	Base Number	Contract	AT	Region	England
% of FP17s for the same patient ID Re-attending within 3 months - Children	66	822	8.0%	10.2%	11.9%	12.4%
% of FP17s for the same patient ID Re-attending within 3 months - Adults	614	2,924	21.0%	15.0%	16.5%	16.6%
% of FP17s for the same patient ID Re-attending between 3 & 9 months - Children	454	822	55.2%	61.4%	60.2%	57.5%
% of FP17s for the same patient ID Re-attending between 3 & 9 months - Adults	1,465	2,924	50.1%	53.0%	52.0%	50.4%
% of FP17s for Band 1 Urgent Courses	340	2,502	13.6%	8.1%	9.5%	9.1%
% of FP17s Relating to Free Repair or Replacements	12	2,502	0.5%	0.9%	0.7%	0.8%
% of FP17s Relating to Continuations	39	2,502	1.6%	1.5%	1.2%	1.3%
% of Patients satisfied with the dentistry they have received	4	4	N/A	94.0%	92.9%	92.7%
% of Patients satisfied with the time they had to wait for an appointment	4	4	N/A	89.4%	88.8%	88.8%

* This is based on patients treated on this contract for their most recent course of treatment. Figures in italics indicate the base number of FP17s or Patient Questionnaire responses are less than 100. N/A is shown where the base number of responses is less than 10 during the period. % is calculated as Quantity/Base number*100

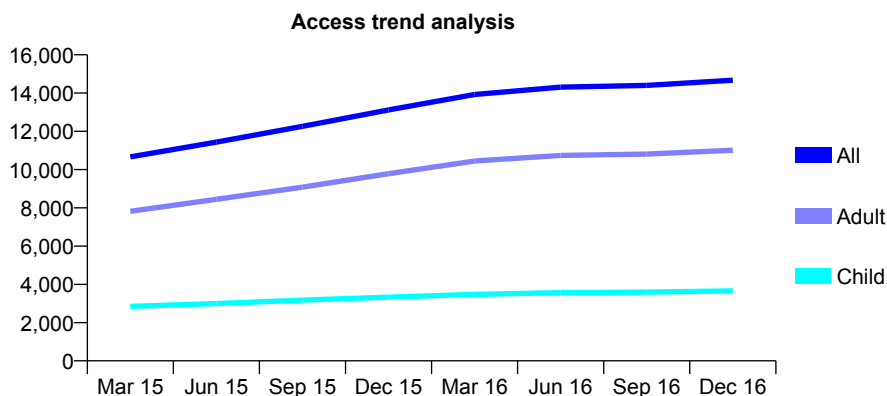
Q65 - Vital Signs At a Glance Contract Report for 107263/0001 - December 2016

Name or company name	Smile Line (UK) Ltd
Contract type name	GDS Contract
Purpose of contract	General
Contract start date	01/06/2014
Contract end date	

16/17 Contracted general activity (UDA)	54,160
Carry forward general activity (UDA)	1,699
16/17 Contracted orthodontic activity (UOA)	0
Carry forward orthodontic activity (UOA)	0
Baseline contract value	£1,424,591.30

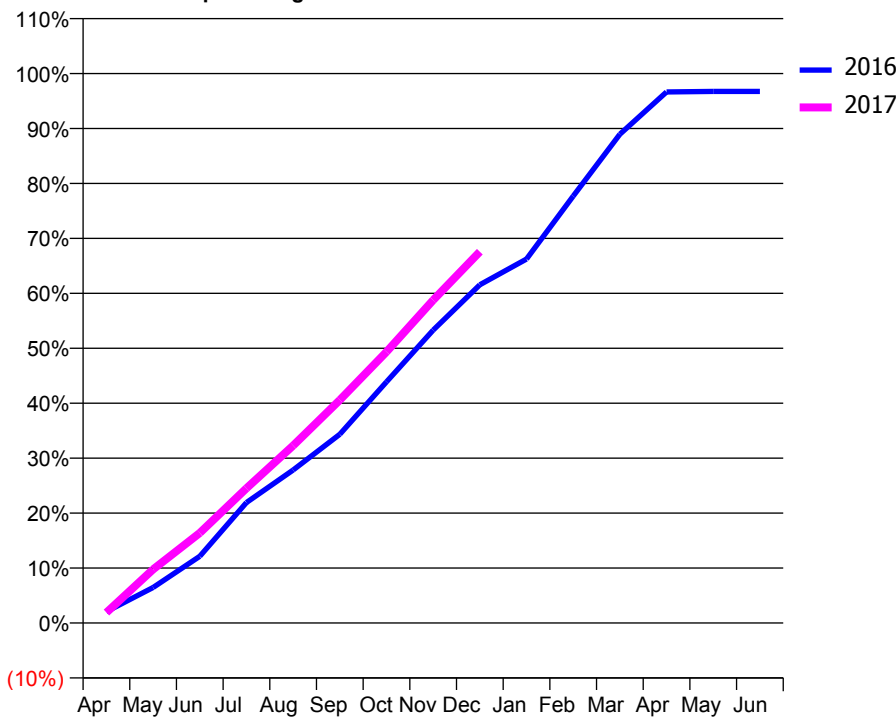
ACCESS*

Patients seen in 24 months	Total	Change since previous quarter
Quarter ending December 2015	13,116	
Quarter ending March 2016	13,927	↑
Quarter ending June 2016	14,306	↑
Quarter ending September 2016	14,403	→
Quarter ending December 2016	14,669	→
Variance since December 2015	11.8%	↑



ACTIVITY

Cumulative percentage of contracted UDA delivered 2016 & 2017



Month	Adjusted Scheduled Activity (UDA)	
	2016	2017
April	1,089	1,034
May	3,382	5,296
June	6,345	8,881
July	11,459	13,275
August	14,560	17,482
September	17,958	21,980
October	22,952	26,721
November	27,868	31,822
December	32,180	36,594
January	34,632	
February	40,626	
March	46,507	
April	50,527	
May	50,580	
June	50,586	

QUALITY

	Quantity	Base Number	Contract	AT	Region	England
% of FP17s for the same patient ID Re-attending within 3 months - Children	267	4,462	6.0%	10.2%	11.9%	12.4%
% of FP17s for the same patient ID Re-attending within 3 months - Adults	1,467	11,999	12.2%	15.0%	16.5%	16.6%
% of FP17s for the same patient ID Re-attending between 3 & 9 months - Children	3,051	4,462	68.4%	61.4%	60.2%	57.5%
% of FP17s for the same patient ID Re-attending between 3 & 9 months - Adults	7,093	11,999	59.1%	53.0%	52.0%	50.4%
% of FP17s for Band 1 Urgent Courses	1,486	15,100	9.8%	8.1%	9.5%	9.1%
% of FP17s Relating to Free Repair or Replacements	70	15,100	0.5%	0.9%	0.7%	0.8%
% of FP17s Relating to Continuations	49	15,100	0.3%	1.5%	1.2%	1.3%
% of Patients satisfied with the dentistry they have received	24	26	92.3%	94.0%	92.9%	92.7%
% of Patients satisfied with the time they had to wait for an appointment	26	26	100.0%	89.4%	88.8%	88.8%

* This is based on patients treated on this contract for their most recent course of treatment. Figures in italics indicate the base number of FP17s or Patient Questionnaire responses are less than 100. N/A is shown where the base number of responses is less than 10 during the period. % is calculated as Quantity/Base number*100

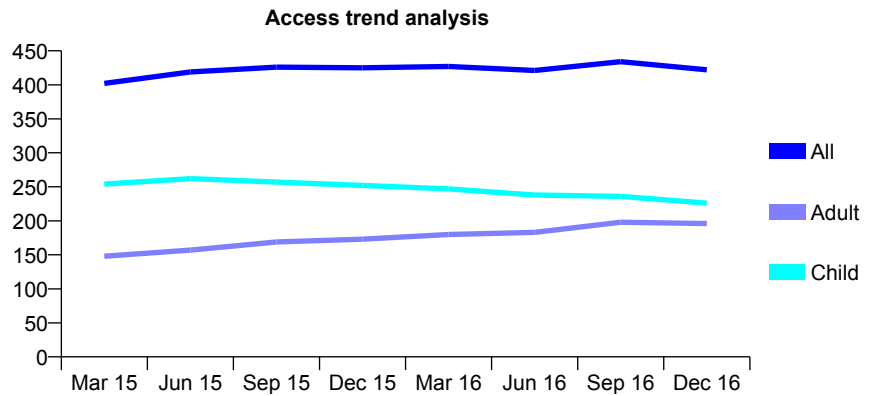
Q65 - Vital Signs At a Glance Contract Report for 109681/0001 - December 2016

Name or company name	Backwell Dental Care Ltd
Contract type name	GDS Contract
Purpose of contract	General
Contract start date	01/06/2010
Contract end date	

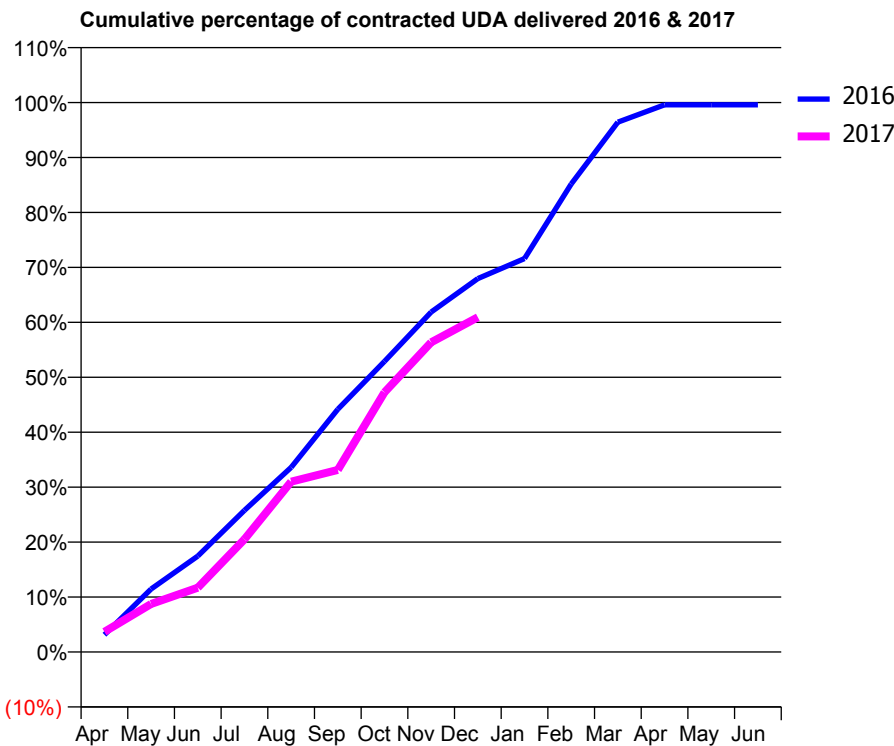
16/17 Contracted general activity (UDA)	1,205
Carry forward general activity (UDA)	5
16/17 Contracted orthodontic activity (UOA)	0
Carry forward orthodontic activity (UOA)	0
Baseline contract value	£35,690.68

ACCESS*

Patients seen in 24 months	Total	Change since previous quarter
Quarter ending December 2015	425	
Quarter ending March 2016	427	→
Quarter ending June 2016	421	↓
Quarter ending September 2016	434	↑
Quarter ending December 2016	422	↓
Variance since December 2015	(0.7%)	→



ACTIVITY



Month	Adjusted Scheduled Activity (UDA)	
	2016	2017
April	38	44
May	138	105
June	210	141
July	311	247
August	405	374
September	532	399
October	637	570
November	745	679
December	819	734
January	863	
February	1,026	
March	1,162	
April	1,200	
May	1,200	
June	1,200	

QUALITY

	Quantity	Base Number	Contract	AT	Region	England
% of FP17s for the same patient ID Re-attending within 3 months - Children	24	297	8.1%	10.2%	11.9%	12.4%
% of FP17s for the same patient ID Re-attending within 3 months - Adults	26	173	15.0%	15.0%	16.5%	16.6%
% of FP17s for the same patient ID Re-attending between 3 & 9 months - Children	216	297	72.7%	61.4%	60.2%	57.5%
% of FP17s for the same patient ID Re-attending between 3 & 9 months - Adults	110	173	63.6%	53.0%	52.0%	50.4%
% of FP17s for Band 1 Urgent Courses	36	442	8.1%	8.1%	9.5%	9.1%
% of FP17s Relating to Free Repair or Replacements	0	442	0.0%	0.9%	0.7%	0.8%
% of FP17s Relating to Continuations	0	442	0.0%	1.5%	1.2%	1.3%
% of Patients satisfied with the dentistry they have received	0	0	N/A	94.0%	92.9%	92.7%
% of Patients satisfied with the time they had to wait for an appointment	0	0	N/A	89.4%	88.8%	88.8%

* This is based on patients treated on this contract for their most recent course of treatment. Figures in italics indicate the base number of FP17s or Patient Questionnaire responses are less than 100. N/A is shown where the base number of responses is less than 10 during the period. % is calculated as Quantity/Base number*100

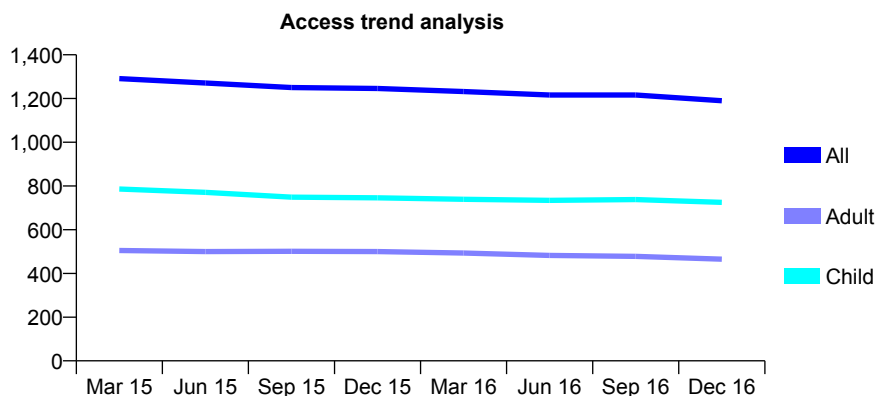
Q65 - Vital Signs At a Glance Contract Report for 111333/0001 - December 2016

Name or company name	Michael Furlong & Connor Hichens - Bank (
Contract type name	GDS Contract
Purpose of contract	General and Orthodontic
Contract start date	01/12/2012
Contract end date	

16/17 Contracted general activity (UDA)	2,300
Carry forward general activity (UDA)	0
16/17 Contracted orthodontic activity (UOA)	233
Carry forward orthodontic activity (UOA)	0
Baseline contract value	£64,585.03

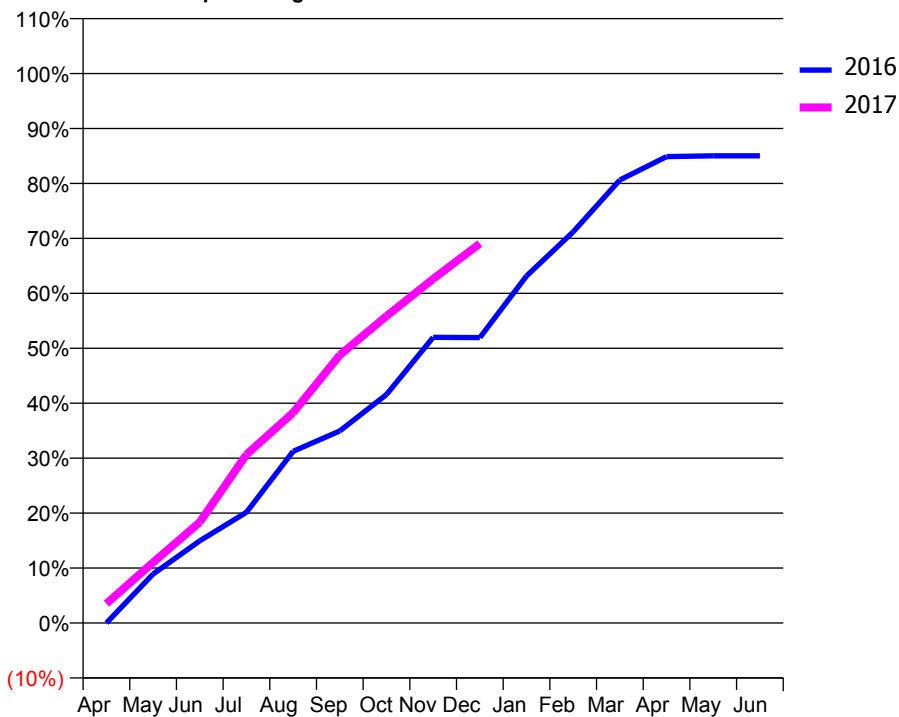
ACCESS*

Patients seen in 24 months	Total	Change since previous quarter
Quarter ending December 2015	1,246	
Quarter ending March 2016	1,232	↓
Quarter ending June 2016	1,216	↓
Quarter ending September 2016	1,216	→
Quarter ending December 2016	1,190	↓
Variance since December 2015	(4.5%)	↓



ACTIVITY

Cumulative percentage of contracted UDA delivered 2016 & 2017



Month	Adjusted Scheduled Activity (UDA)	
	2016	2017
April	0	81
May	241	253
June	404	422
July	544	705
August	843	880
September	944	1,122
October	1,123	1,285
November	1,404	1,440
December	1,403	1,588
January	1,705	
February	1,922	
March	2,177	
April	2,291	
May	2,295	
June	2,295	

QUALITY

	Quantity	Base Number	Contract	AT	Region	England
% of FP17s for the same patient ID Re-attending within 3 months - Children	88	838	10.5%	10.2%	11.9%	12.4%
% of FP17s for the same patient ID Re-attending within 3 months - Adults	30	339	8.8%	15.0%	16.5%	16.6%
% of FP17s for the same patient ID Re-attending between 3 & 9 months - Children	467	838	55.7%	61.4%	60.2%	57.5%
% of FP17s for the same patient ID Re-attending between 3 & 9 months - Adults	151	339	44.5%	53.0%	52.0%	50.4%
% of FP17s for Band 1 Urgent Courses	45	1,062	4.2%	8.1%	9.5%	9.1%
% of FP17s Relating to Free Repair or Replacements	0	1,062	0.0%	0.9%	0.7%	0.8%
% of FP17s Relating to Continuations	0	1,062	0.0%	1.5%	1.2%	1.3%
% of Patients satisfied with the dentistry they have received	3	3	N/A	94.0%	92.9%	92.7%
% of Patients satisfied with the time they had to wait for an appointment	3	3	N/A	89.4%	88.8%	88.8%

* This is based on patients treated on this contract for their most recent course of treatment. Figures in italics indicate the base number of FP17s or Patient Questionnaire responses are less than 100. N/A is shown where the base number of responses is less than 10 during the period. % is calculated as Quantity/Base number*100

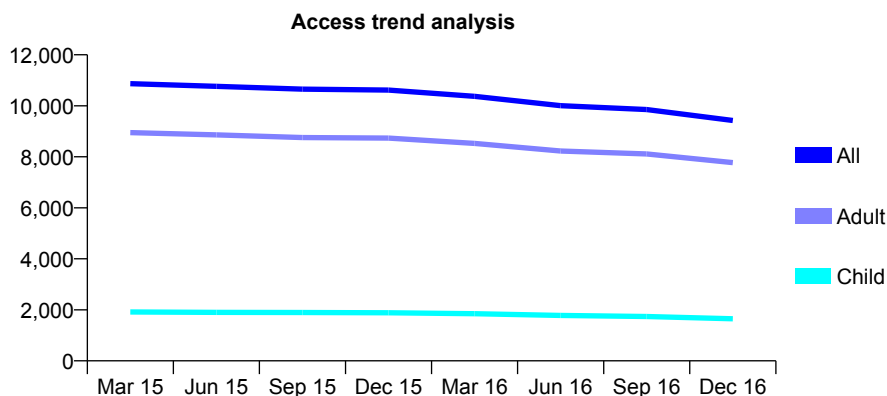
Q65 - Vital Signs At a Glance Contract Report for 112194/0001 - December 2016

Name or company name	High Street Dental Practice
Contract type name	GDS Contract
Purpose of contract	General
Contract start date	01/04/2006
Contract end date	

16/17 Contracted general activity (UDA)	31,000
Carry forward general activity (UDA)	0
16/17 Contracted orthodontic activity (UOA)	0
Carry forward orthodontic activity (UOA)	0
Baseline contract value	£810,906.06

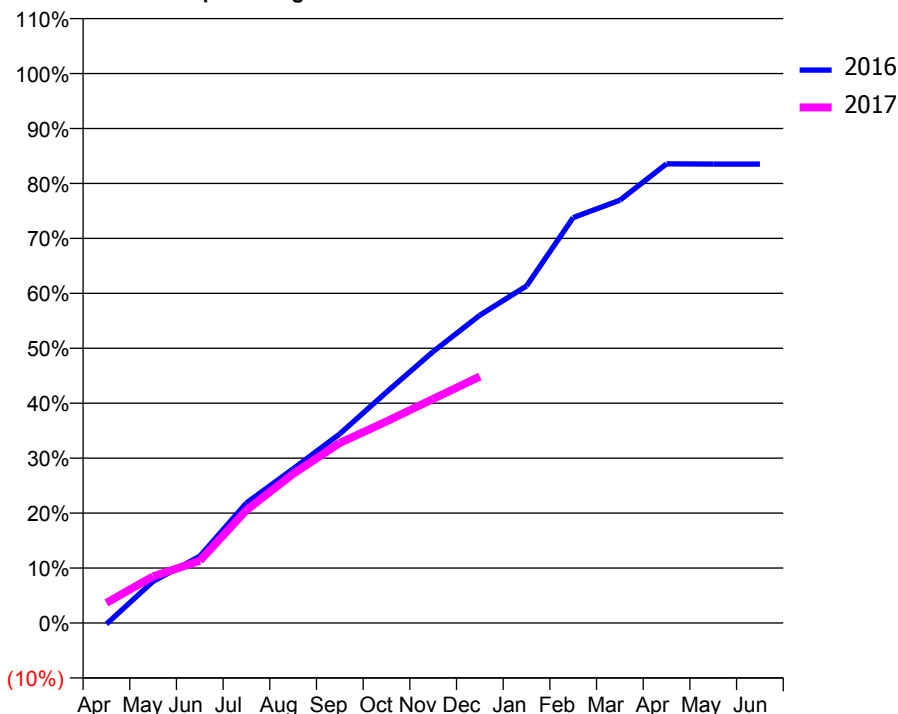
ACCESS*

Patients seen in 24 months	Total	Change since previous quarter
Quarter ending December 2015	10,619	
Quarter ending March 2016	10,373	↓
Quarter ending June 2016	10,005	↓
Quarter ending September 2016	9,855	↓
Quarter ending December 2016	9,427	↓
Variance since December 2015	(11.2%)	↓



ACTIVITY

Cumulative percentage of contracted UDA delivered 2016 & 2017



Month	Adjusted Scheduled Activity (UDA)	
	2016	2017
April	-60	1,142
May	2,348	2,630
June	3,765	3,510
July	6,777	6,368
August	8,701	8,413
September	10,669	10,161
October	13,023	11,370
November	15,310	12,643
December	17,364	13,904
January	19,013	
February	22,870	
March	23,851	
April	25,908	
May	25,888	
June	25,893	

QUALITY

	Quantity	Base Number	Contract	AT	Region	England
% of FP17s for the same patient ID Re-attending within 3 months - Children	79	1,462	5.4%	10.2%	11.9%	12.4%
% of FP17s for the same patient ID Re-attending within 3 months - Adults	673	5,204	12.9%	15.0%	16.5%	16.6%
% of FP17s for the same patient ID Re-attending between 3 & 9 months - Children	837	1,462	57.3%	61.4%	60.2%	57.5%
% of FP17s for the same patient ID Re-attending between 3 & 9 months - Adults	1,392	5,204	26.7%	53.0%	52.0%	50.4%
% of FP17s for Band 1 Urgent Courses	457	5,768	7.9%	8.1%	9.5%	9.1%
% of FP17s Relating to Free Repair or Replacements	81	5,768	1.4%	0.9%	0.7%	0.8%
% of FP17s Relating to Continuations	128	5,768	2.2%	1.5%	1.2%	1.3%
% of Patients satisfied with the dentistry they have received	16	17	94.1%	94.0%	92.9%	92.7%
% of Patients satisfied with the time they had to wait for an appointment	14	17	82.4%	89.4%	88.8%	88.8%

* This is based on patients treated on this contract for their most recent course of treatment. Figures in italics indicate the base number of FP17s or Patient Questionnaire responses are less than 100. N/A is shown where the base number of responses is less than 10 during the period. % is calculated as Quantity/Base number*100

Q65 - Vital Signs At a Glance Contract Report for 114669/0001 - December 2016

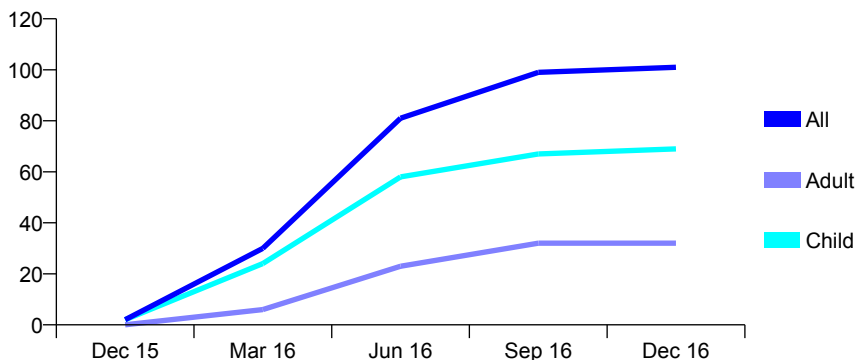
Name or company name	MR MI STEWART
Contract type name	GDS Contract
Purpose of contract	General
Contract start date	01/09/2015
Contract end date	

16/17 Contracted general activity (UDA)	200
Carry forward general activity (UDA)	0
16/17 Contracted orthodontic activity (UOA)	0
Carry forward orthodontic activity (UOA)	0
Baseline contract value	£4,207.40

ACCESS*

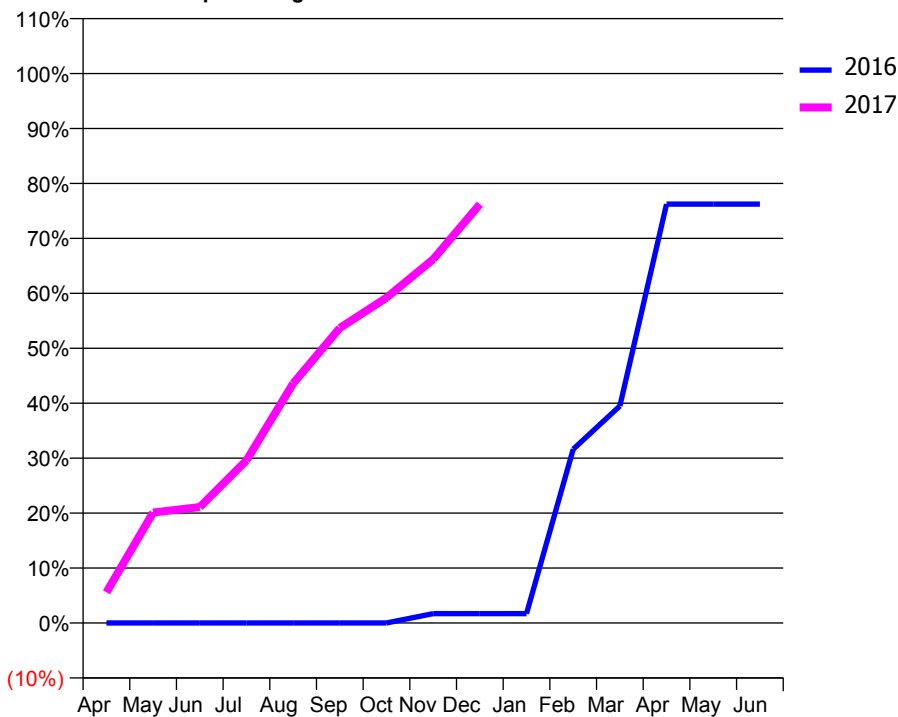
Patients seen in 24 months	Total	Change since previous quarter
Quarter ending December 2015	2	
Quarter ending March 2016	30	↑
Quarter ending June 2016	81	↑
Quarter ending September 2016	99	↑
Quarter ending December 2016	101	↑
Variance since December 2015	4950.0%	↑

Access trend analysis



ACTIVITY

Cumulative percentage of contracted UDA delivered 2016 & 2017



Adjusted Scheduled Activity (UDA)

Month	2016	2017
April	0	11
May	0	40
June	0	42
July	0	59
August	0	87
September	0	107
October	0	118
November	2	132
December	2	152
January	2	
February	37	
March	46	
April	89	
May	89	
June	89	

QUALITY

	Quantity	Base Number	Contract	AT	Region	England
% of FP17s for the same patient ID Re-attending within 3 months - Children	4	117	3.4%	10.2%	11.9%	12.4%
% of FP17s for the same patient ID Re-attending within 3 months - Adults	3	41	7.3%	15.0%	16.5%	16.6%
% of FP17s for the same patient ID Re-attending between 3 & 9 months - Children	50	117	42.7%	61.4%	60.2%	57.5%
% of FP17s for the same patient ID Re-attending between 3 & 9 months - Adults	11	41	26.8%	53.0%	52.0%	50.4%
% of FP17s for Band 1 Urgent Courses	2	118	1.7%	8.1%	9.5%	9.1%
% of FP17s Relating to Free Repair or Replacements	0	118	0.0%	0.9%	0.7%	0.8%
% of FP17s Relating to Continuations	1	118	0.8%	1.5%	1.2%	1.3%
% of Patients satisfied with the dentistry they have received	0	0	N/A	94.0%	92.9%	92.7%
% of Patients satisfied with the time they had to wait for an appointment	0	0	N/A	89.4%	88.8%	88.8%

* This is based on patients treated on this contract for their most recent course of treatment. Figures in italics indicate the base number of FP17s or Patient Questionnaire responses are less than 100. N/A is shown where the base number of responses is less than 10 during the period. % is calculated as Quantity/Base number*100

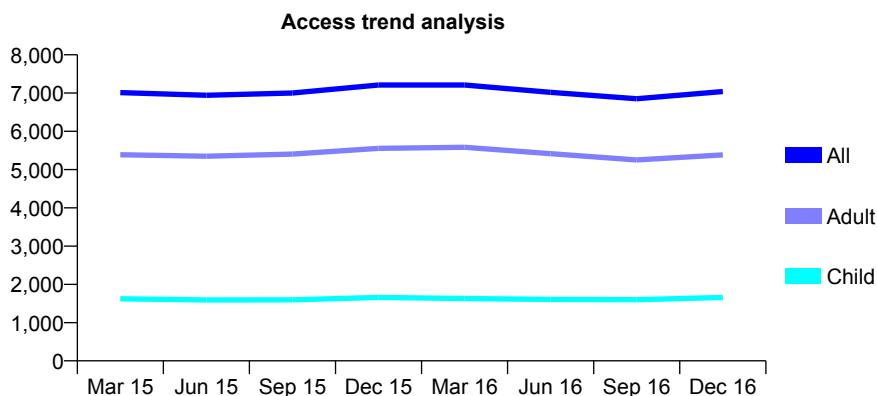
Q65 - Vital Signs At a Glance Contract Report for 115371/0001 - December 2016

Name or company name	Bahram Ltd.
Contract type name	GDS Contract
Purpose of contract	General
Contract start date	01/11/2008
Contract end date	

16/17 Contracted general activity (UDA)	21,238
Carry forward general activity (UDA)	777
16/17 Contracted orthodontic activity (UOA)	0
Carry forward orthodontic activity (UOA)	0
Baseline contract value	£533,186.98

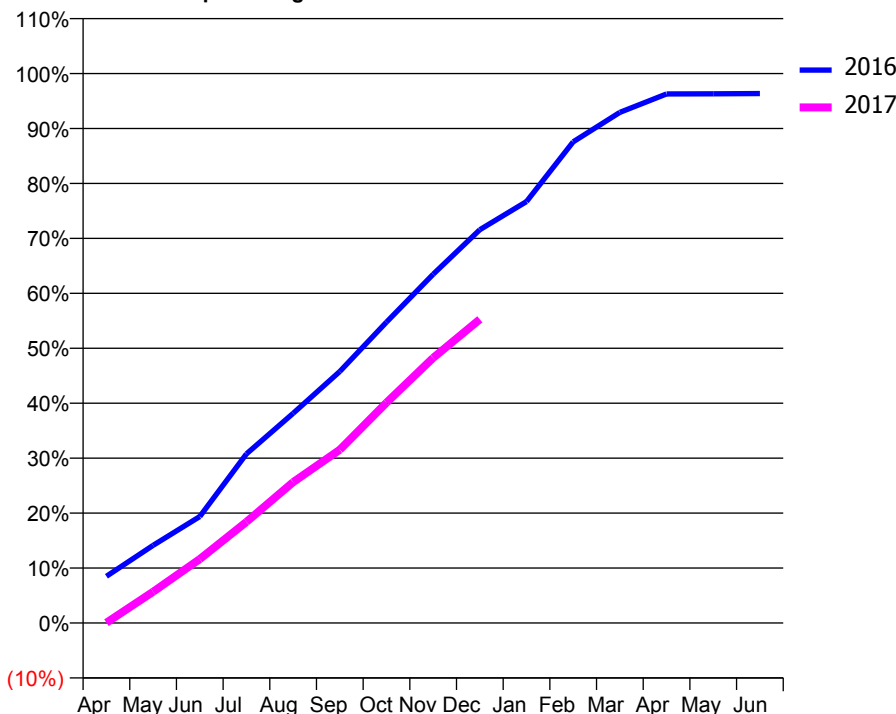
ACCESS*

Patients seen in 24 months	Total	Change since previous quarter
Quarter ending December 2015	7,211	
Quarter ending March 2016	7,212	→
Quarter ending June 2016	7,018	↓
Quarter ending September 2016	6,850	↓
Quarter ending December 2016	7,041	↑
Variance since December 2015	(2.4%)	↓



ACTIVITY

Cumulative percentage of contracted UDA delivered 2016 & 2017



Month	Adjusted Scheduled Activity (UDA)	
	2016	2017
April	1,805	15
May	3,004	1,211
June	4,114	2,471
July	6,537	3,908
August	8,105	5,443
September	9,724	6,700
October	11,627	8,516
November	13,478	10,248
December	15,199	11,737
January	16,290	
February	18,596	
March	19,735	
April	20,449	
May	20,452	
June	20,461	

QUALITY

	Quantity	Base Number	Contract	AT	Region	England
% of FP17s for the same patient ID Re-attending within 3 months - Children	116	1,990	5.8%	10.2%	11.9%	12.4%
% of FP17s for the same patient ID Re-attending within 3 months - Adults	789	6,044	13.1%	15.0%	16.5%	16.6%
% of FP17s for the same patient ID Re-attending between 3 & 9 months - Children	1,292	1,990	64.9%	61.4%	60.2%	57.5%
% of FP17s for the same patient ID Re-attending between 3 & 9 months - Adults	3,618	6,044	59.9%	53.0%	52.0%	50.4%
% of FP17s for Band 1 Urgent Courses	551	7,028	7.8%	8.1%	9.5%	9.1%
% of FP17s Relating to Free Repair or Replacements	90	7,028	1.3%	0.9%	0.7%	0.8%
% of FP17s Relating to Continuations	30	7,028	0.4%	1.5%	1.2%	1.3%
% of Patients satisfied with the dentistry they have received	14	14	100.0%	94.0%	92.9%	92.7%
% of Patients satisfied with the time they had to wait for an appointment	14	14	100.0%	89.4%	88.8%	88.8%

* This is based on patients treated on this contract for their most recent course of treatment. Figures in italics indicate the base number of FP17s or Patient Questionnaire responses are less than 100. N/A is shown where the base number of responses is less than 10 during the period. % is calculated as Quantity/Base number*100

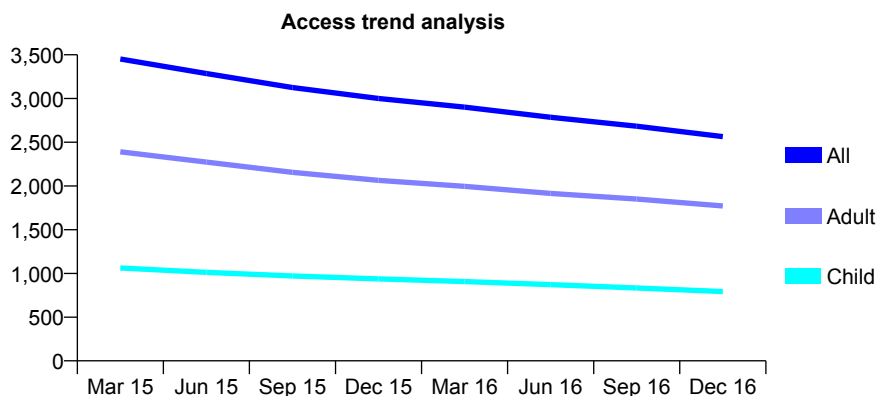
Q65 - Vital Signs At a Glance Contract Report for 115754/0001 - December 2016

Name or company name	Catherine Court Dentistry Limited
Contract type name	GDS Contract
Purpose of contract	General
Contract start date	01/02/2013
Contract end date	

16/17 Contracted general activity (UDA)	10,000
Carry forward general activity (UDA)	145
16/17 Contracted orthodontic activity (UOA)	0
Carry forward orthodontic activity (UOA)	0
Baseline contract value	£235,305.74

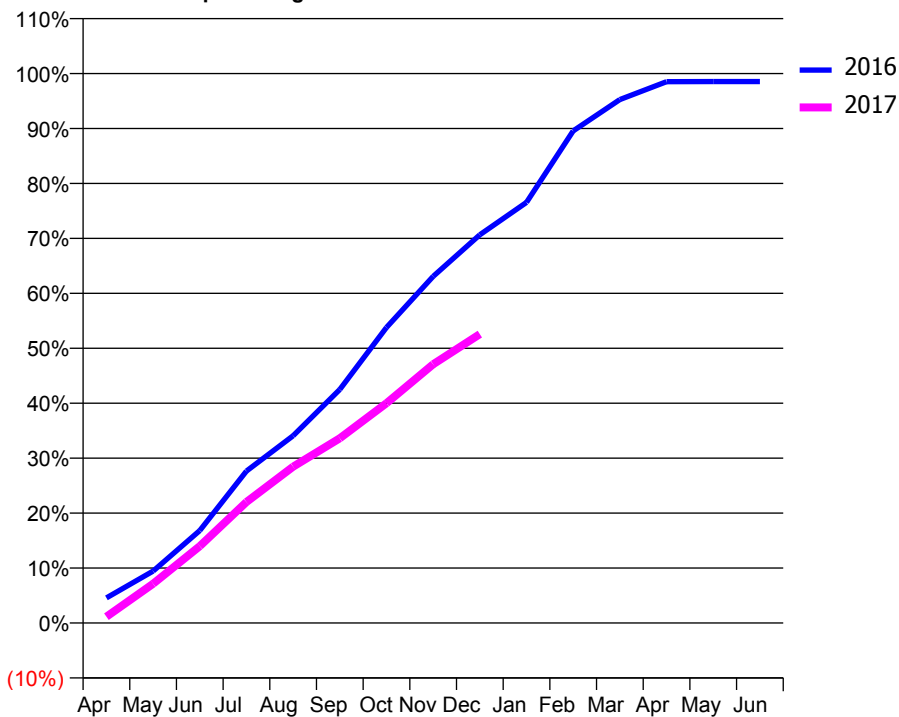
ACCESS*

Patients seen in 24 months	Total	Change since previous quarter
Quarter ending December 2015	3,001	
Quarter ending March 2016	2,902	↓
Quarter ending June 2016	2,785	↓
Quarter ending September 2016	2,683	↓
Quarter ending December 2016	2,564	↓
Variance since December 2015	(14.6%)	↓



ACTIVITY

Cumulative percentage of contracted UDA delivered 2016 & 2017



Adjusted Scheduled Activity (UDA)

Month	2016	2017
April	458	115
May	946	714
June	1,683	1,399
July	2,765	2,203
August	3,409	2,846
September	4,249	3,363
October	5,378	4,001
November	6,308	4,710
December	7,066	5,257
January	7,655	
February	8,955	
March	9,527	
April	9,852	
May	9,855	
June	9,855	

QUALITY

	Quantity	Base Number	Contract	AT	Region	England
% of FP17s for the same patient ID Re-attending within 3 months - Children	42	831	5.1%	10.2%	11.9%	12.4%
% of FP17s for the same patient ID Re-attending within 3 months - Adults	251	1,863	13.5%	15.0%	16.5%	16.6%
% of FP17s for the same patient ID Re-attending between 3 & 9 months - Children	586	831	70.5%	61.4%	60.2%	57.5%
% of FP17s for the same patient ID Re-attending between 3 & 9 months - Adults	1,332	1,863	71.5%	53.0%	52.0%	50.4%
% of FP17s for Band 1 Urgent Courses	126	2,515	5.0%	8.1%	9.5%	9.1%
% of FP17s Relating to Free Repair or Replacements	14	2,515	0.6%	0.9%	0.7%	0.8%
% of FP17s Relating to Continuations	1	2,515	0.0%	1.5%	1.2%	1.3%
% of Patients satisfied with the dentistry they have received	7	8	N/A	94.0%	92.9%	92.7%
% of Patients satisfied with the time they had to wait for an appointment	6	8	N/A	89.4%	88.8%	88.8%

* This is based on patients treated on this contract for their most recent course of treatment. Figures in italics indicate the base number of FP17s or Patient Questionnaire responses are less than 100. N/A is shown where the base number of responses is less than 10 during the period. % is calculated as Quantity/Base number*100

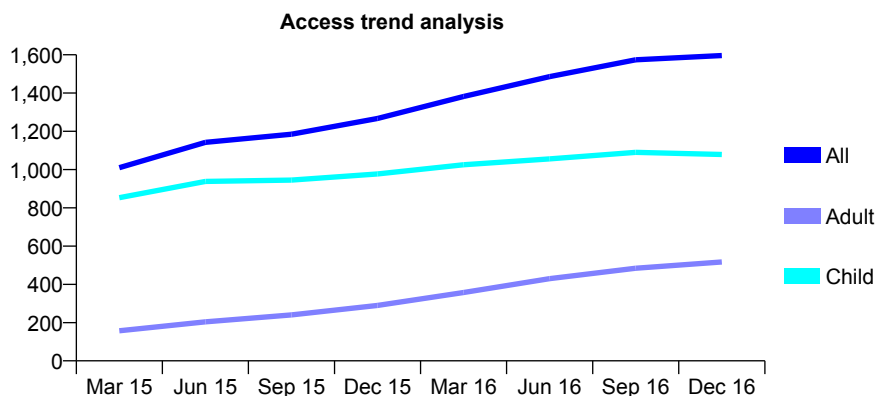
Q65 - Vital Signs At a Glance Contract Report for 115827/0001 - December 2016

Name or company name	College Street Dental Practice
Contract type name	GDS Contract
Purpose of contract	General
Contract start date	28/07/2014
Contract end date	

16/17 Contracted general activity (UDA)	4,000
Carry forward general activity (UDA)	0
16/17 Contracted orthodontic activity (UOA)	0
Carry forward orthodontic activity (UOA)	0
Baseline contract value	£97,854.49

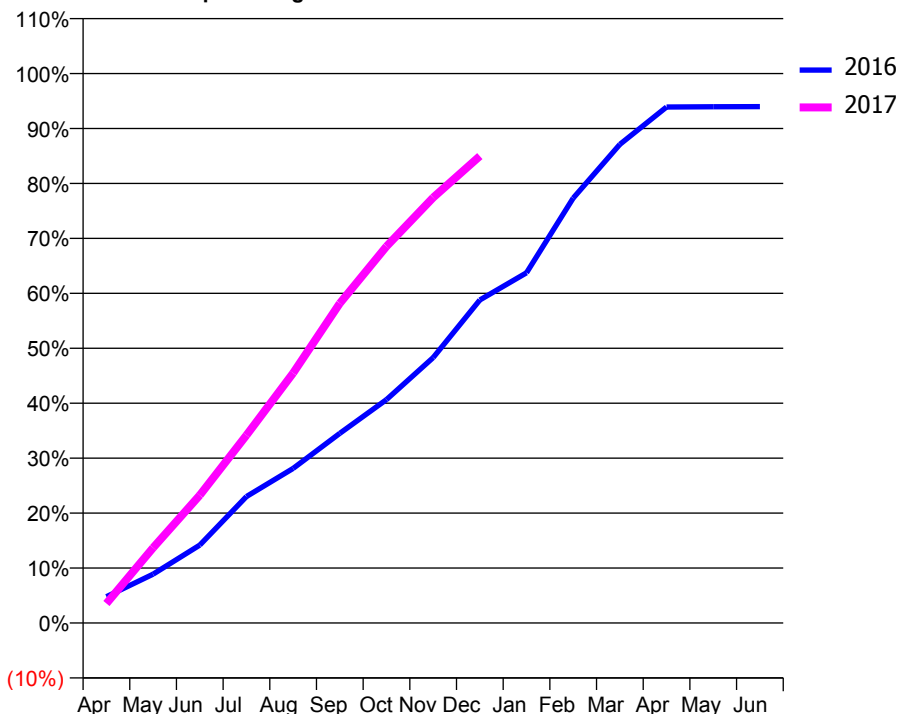
ACCESS*

Patients seen in 24 months	Total	Change since previous quarter
Quarter ending December 2015	1,267	
Quarter ending March 2016	1,382	↑
Quarter ending June 2016	1,486	↑
Quarter ending September 2016	1,574	↑
Quarter ending December 2016	1,596	→
Variance since December 2015	26.0%	↑



ACTIVITY

Cumulative percentage of contracted UDA delivered 2016 & 2017



Month	Adjusted Scheduled Activity (UDA)	
	2016	2017
April	192	142
May	355	548
June	567	931
July	921	1,367
August	1,125	1,820
September	1,381	2,327
October	1,626	2,741
November	1,933	3,097
December	2,352	3,399
January	2,549	
February	3,093	
March	3,484	
April	3,756	
May	3,758	
June	3,759	

QUALITY

	Quantity	Base Number	Contract	AT	Region	England
% of FP17s for the same patient ID Re-attending within 3 months - Children	154	1,598	9.6%	10.2%	11.9%	12.4%
% of FP17s for the same patient ID Re-attending within 3 months - Adults	108	550	19.6%	15.0%	16.5%	16.6%
% of FP17s for the same patient ID Re-attending between 3 & 9 months - Children	1,126	1,598	70.5%	61.4%	60.2%	57.5%
% of FP17s for the same patient ID Re-attending between 3 & 9 months - Adults	273	550	49.6%	53.0%	52.0%	50.4%
% of FP17s for Band 1 Urgent Courses	119	1,993	6.0%	8.1%	9.5%	9.1%
% of FP17s Relating to Free Repair or Replacements	5	1,993	0.3%	0.9%	0.7%	0.8%
% of FP17s Relating to Continuations	5	1,993	0.3%	1.5%	1.2%	1.3%
% of Patients satisfied with the dentistry they have received	1	1	N/A	94.0%	92.9%	92.7%
% of Patients satisfied with the time they had to wait for an appointment	1	1	N/A	89.4%	88.8%	88.8%

* This is based on patients treated on this contract for their most recent course of treatment. Figures in italics indicate the base number of FP17s or Patient Questionnaire responses are less than 100. N/A is shown where the base number of responses is less than 10 during the period. % is calculated as Quantity/Base number*100

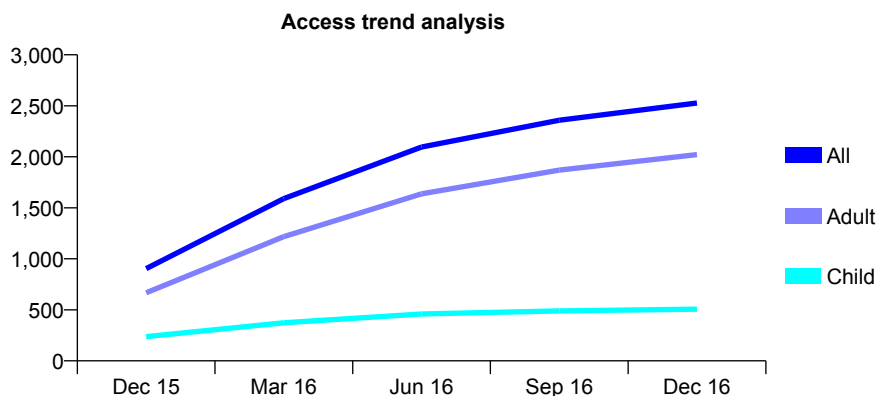
Q65 - Vital Signs At a Glance Contract Report for 116424/0001 - December 2016

Name or company name	White Dental Partnership
Contract type name	GDS Contract
Purpose of contract	General
Contract start date	01/09/2015
Contract end date	

16/17 Contracted general activity (UDA)	7,059
Carry forward general activity (UDA)	103
16/17 Contracted orthodontic activity (UOA)	0
Carry forward orthodontic activity (UOA)	0
Baseline contract value	£151,189.10

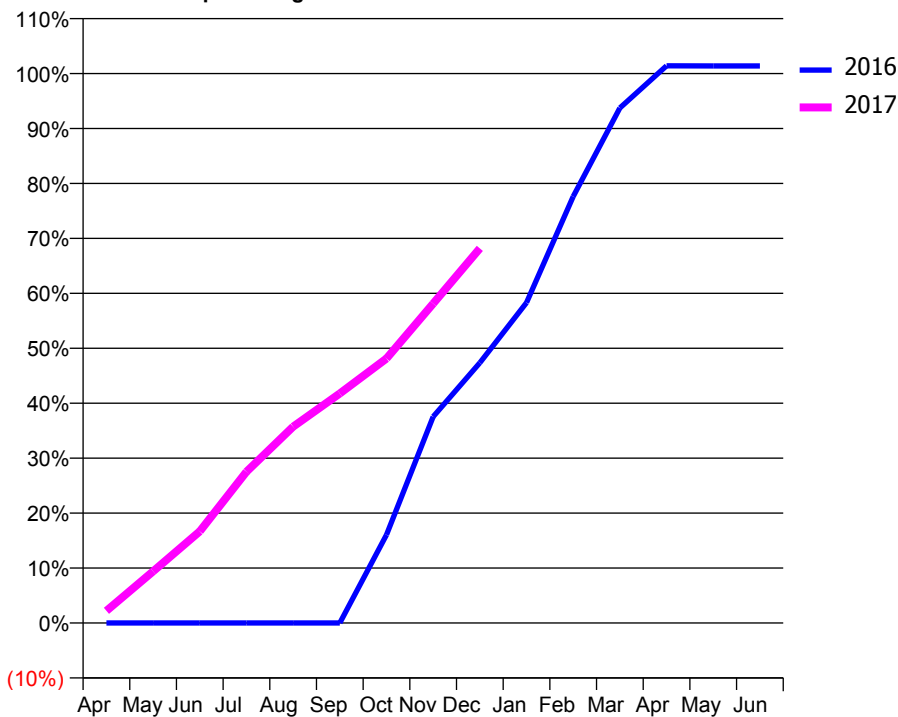
ACCESS*

Patients seen in 24 months	Total	Change since previous quarter
Quarter ending December 2015	904	
Quarter ending March 2016	1,590	↑
Quarter ending June 2016	2,096	↑
Quarter ending September 2016	2,359	↑
Quarter ending December 2016	2,528	↑
Variance since December 2015	179.6%	↑



ACTIVITY

Cumulative percentage of contracted UDA delivered 2016 & 2017



Month	Adjusted Scheduled Activity (UDA)	
	2016	2017
April	0	157
May	0	664
June	0	1,178
July	0	1,944
August	0	2,522
September	0	2,949
October	661	3,397
November	1,546	4,104
December	1,951	4,813
January	2,401	
February	3,196	
March	3,860	
April	4,176	
May	4,175	
June	4,175	

QUALITY

	Quantity	Base Number	Contract	AT	Region	England
% of FP17s for the same patient ID Re-attending within 3 months - Children	45	643	7.0%	10.2%	11.9%	12.4%
% of FP17s for the same patient ID Re-attending within 3 months - Adults	162	2,076	7.8%	15.0%	16.5%	16.6%
% of FP17s for the same patient ID Re-attending between 3 & 9 months - Children	332	643	51.6%	61.4%	60.2%	57.5%
% of FP17s for the same patient ID Re-attending between 3 & 9 months - Adults	836	2,076	40.3%	53.0%	52.0%	50.4%
% of FP17s for Band 1 Urgent Courses	121	2,584	4.7%	8.1%	9.5%	9.1%
% of FP17s Relating to Free Repair or Replacements	7	2,584	0.3%	0.9%	0.7%	0.8%
% of FP17s Relating to Continuations	13	2,584	0.5%	1.5%	1.2%	1.3%
% of Patients satisfied with the dentistry they have received	5	5	N/A	94.0%	92.9%	92.7%
% of Patients satisfied with the time they had to wait for an appointment	5	5	N/A	89.4%	88.8%	88.8%

* This is based on patients treated on this contract for their most recent course of treatment. Figures in italics indicate the base number of FP17s or Patient Questionnaire responses are less than 100. N/A is shown where the base number of responses is less than 10 during the period. % is calculated as Quantity/Base number*100

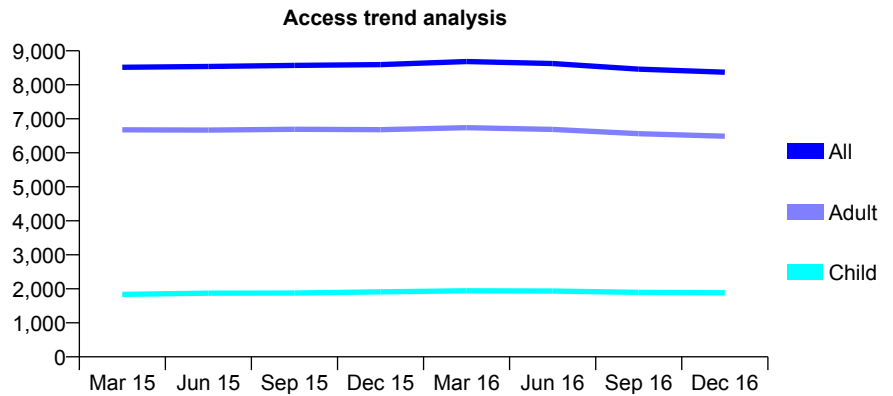
Q65 - Vital Signs At a Glance Contract Report for 118583/0001 - December 2016

Name or company name	Execudent Ltd
Contract type name	GDS Contract
Purpose of contract	General
Contract start date	01/10/2012
Contract end date	

16/17 Contracted general activity (UDA)	27,280
Carry forward general activity (UDA)	1,074
16/17 Contracted orthodontic activity (UOA)	0
Carry forward orthodontic activity (UOA)	0
Baseline contract value	£719,359.61

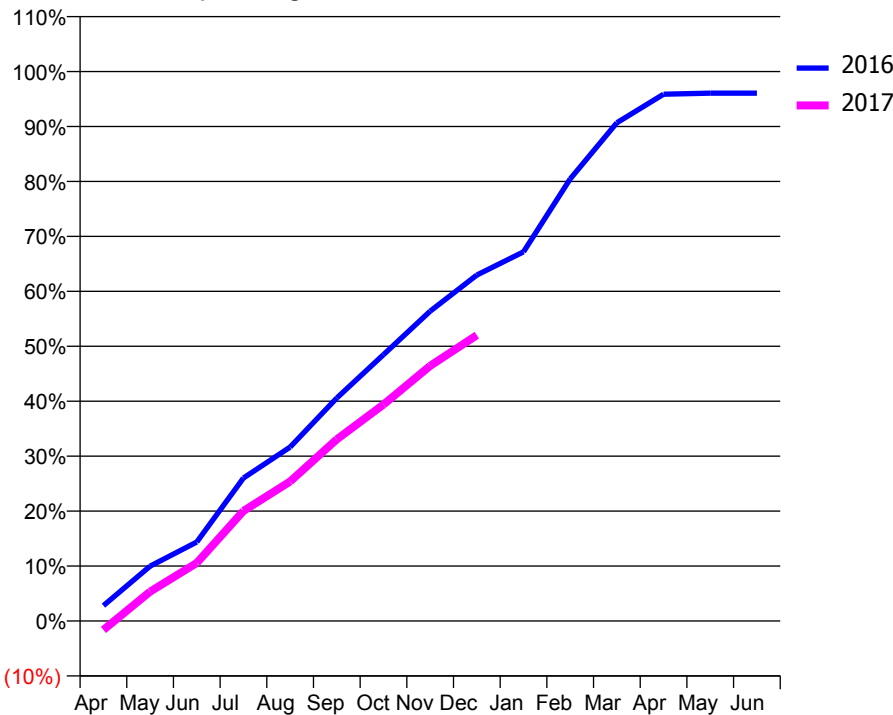
ACCESS*

Patients seen in 24 months	Total	Change since previous quarter
Quarter ending December 2015	8,593	
Quarter ending March 2016	8,683	→
Quarter ending June 2016	8,625	→
Quarter ending September 2016	8,460	↓
Quarter ending December 2016	8,370	↓
Variance since December 2015	(2.6%)	↓



ACTIVITY

Cumulative percentage of contracted UDA delivered 2016 & 2017



Month	Adjusted Scheduled Activity (UDA)	
	2016	2017
April	766	-446
May	2,723	1,457
June	3,920	2,881
July	7,100	5,466
August	8,638	6,929
September	11,069	9,018
October	13,221	10,750
November	15,379	12,667
December	17,177	14,190
January	18,328	
February	21,946	
March	24,735	
April	26,155	
May	26,205	
June	26,206	

QUALITY

	Quantity	Base Number	Contract	AT	Region	England
% of FP17s for the same patient ID Re-attending within 3 months - Children	115	1,931	6.0%	10.2%	11.9%	12.4%
% of FP17s for the same patient ID Re-attending within 3 months - Adults	856	6,418	13.3%	15.0%	16.5%	16.6%
% of FP17s for the same patient ID Re-attending between 3 & 9 months - Children	1,242	1,931	64.3%	61.4%	60.2%	57.5%
% of FP17s for the same patient ID Re-attending between 3 & 9 months - Adults	4,099	6,418	63.9%	53.0%	52.0%	50.4%
% of FP17s for Band 1 Urgent Courses	433	7,719	5.6%	8.1%	9.5%	9.1%
% of FP17s Relating to Free Repair or Replacements	40	7,719	0.5%	0.9%	0.7%	0.8%
% of FP17s Relating to Continuations	103	7,719	1.3%	1.5%	1.2%	1.3%
% of Patients satisfied with the dentistry they have received	10	11	90.9%	94.0%	92.9%	92.7%
% of Patients satisfied with the time they had to wait for an appointment	10	11	90.9%	89.4%	88.8%	88.8%

* This is based on patients treated on this contract for their most recent course of treatment. Figures in italics indicate the base number of FP17s or Patient Questionnaire responses are less than 100. N/A is shown where the base number of responses is less than 10 during the period. % is calculated as Quantity/Base number*100

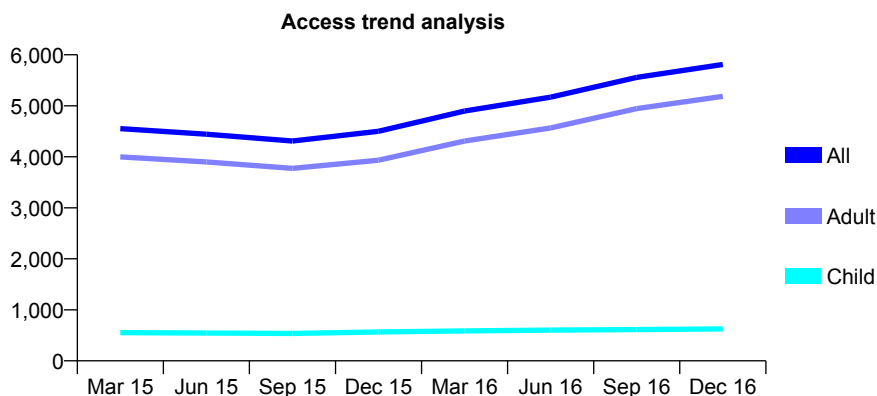
Q65 - Vital Signs At a Glance Contract Report for 118583/0002 - December 2016

Name or company name	Execudent Ltd
Contract type name	GDS Contract
Purpose of contract	General
Contract start date	01/10/2012
Contract end date	

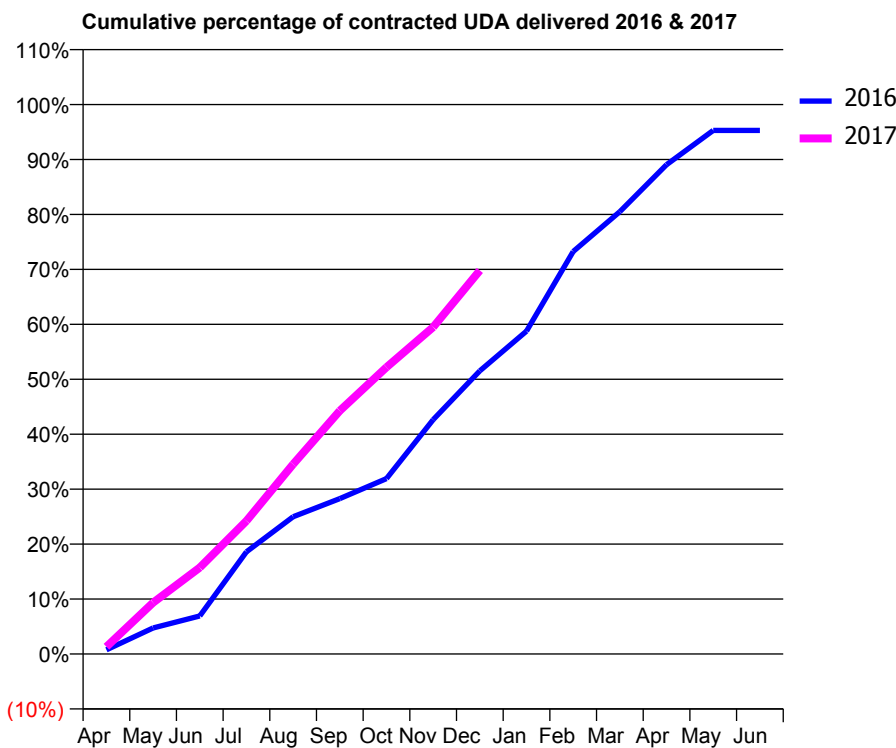
16/17 Contracted general activity (UDA)	14,299
Carry forward general activity (UDA)	0
16/17 Contracted orthodontic activity (UOA)	0
Carry forward orthodontic activity (UOA)	0
Baseline contract value	£314,171.95

ACCESS*

Patients seen in 24 months	Total	Change since previous quarter
Quarter ending December 2015	4,500	
Quarter ending March 2016	4,899	↑
Quarter ending June 2016	5,169	↑
Quarter ending September 2016	5,556	↑
Quarter ending December 2016	5,811	↑
Variance since December 2015	29.1%	↑



ACTIVITY



Month	Adjusted Scheduled Activity (UDA)	
	2016	2017
April	111	189
May	680	1,336
June	991	2,249
July	2,661	3,466
August	3,573	4,940
September	4,043	6,332
October	4,566	7,463
November	6,099	8,506
December	7,367	9,981
January	8,401	
February	10,473	
March	11,513	
April	12,734	
May	13,624	
June	13,624	

QUALITY

	Quantity	Base Number	Contract	AT	Region	England
% of FP17s for the same patient ID Re-attending within 3 months - Children	73	703	10.4%	10.2%	11.9%	12.4%
% of FP17s for the same patient ID Re-attending within 3 months - Adults	656	5,202	12.6%	15.0%	16.5%	16.6%
% of FP17s for the same patient ID Re-attending between 3 & 9 months - Children	339	703	48.2%	61.4%	60.2%	57.5%
% of FP17s for the same patient ID Re-attending between 3 & 9 months - Adults	1,993	5,202	38.3%	53.0%	52.0%	50.4%
% of FP17s for Band 1 Urgent Courses	353	5,070	7.0%	8.1%	9.5%	9.1%
% of FP17s Relating to Free Repair or Replacements	63	5,070	1.2%	0.9%	0.7%	0.8%
% of FP17s Relating to Continuations	79	5,070	1.6%	1.5%	1.2%	1.3%
% of Patients satisfied with the dentistry they have received	3	4	N/A	94.0%	92.9%	92.7%
% of Patients satisfied with the time they had to wait for an appointment	4	4	N/A	89.4%	88.8%	88.8%

* This is based on patients treated on this contract for their most recent course of treatment. Figures in italics indicate the base number of FP17s or Patient Questionnaire responses are less than 100. N/A is shown where the base number of responses is less than 10 during the period. % is calculated as Quantity/Base number*100

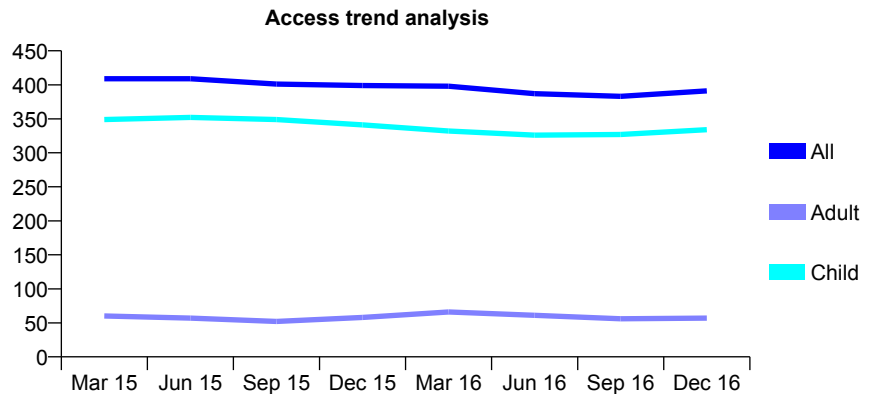
Q65 - Vital Signs At a Glance Contract Report for 118613/0001 - December 2016

Name or company name	The Bruton Dental Practice Limited
Contract type name	GDS Contract
Purpose of contract	General
Contract start date	01/12/2009
Contract end date	

16/17 Contracted general activity (UDA)	874
Carry forward general activity (UDA)	0
16/17 Contracted orthodontic activity (UOA)	0
Carry forward orthodontic activity (UOA)	0
Baseline contract value	£18,541.59

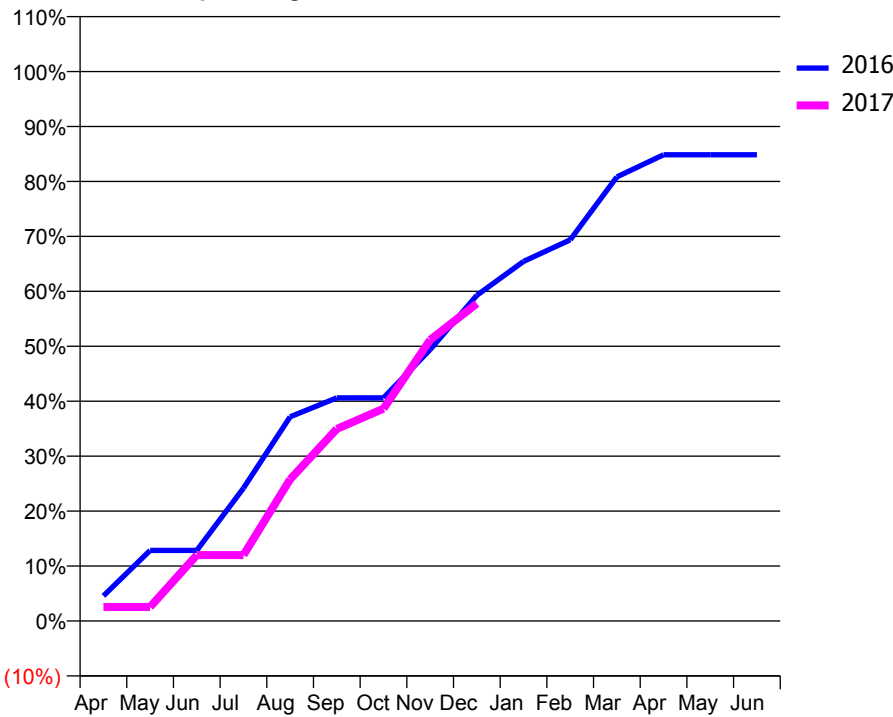
ACCESS*

Patients seen in 24 months	Total	Change since previous quarter
Quarter ending December 2015	399	
Quarter ending March 2016	398	→
Quarter ending June 2016	387	↓
Quarter ending September 2016	383	↓
Quarter ending December 2016	391	↑
Variance since December 2015	(2.0%)	↓



ACTIVITY

Cumulative percentage of contracted UDA delivered 2016 & 2017



Month	Adjusted Scheduled Activity (UDA)	
	2016	2017
April	40	22
May	112	22
June	112	105
July	211	105
August	325	225
September	355	306
October	355	338
November	432	447
December	518	505
January	572	
February	606	
March	706	
April	742	
May	742	
June	742	

QUALITY

	Quantity	Base Number	Contract	AT	Region	England
% of FP17s for the same patient ID Re-attending within 3 months - Children	16	393	4.1%	10.2%	11.9%	12.4%
% of FP17s for the same patient ID Re-attending within 3 months - Adults	2	23	8.7%	15.0%	16.5%	16.6%
% of FP17s for the same patient ID Re-attending between 3 & 9 months - Children	291	393	74.0%	61.4%	60.2%	57.5%
% of FP17s for the same patient ID Re-attending between 3 & 9 months - Adults	11	23	47.8%	53.0%	52.0%	50.4%
% of FP17s for Band 1 Urgent Courses	19	391	4.9%	8.1%	9.5%	9.1%
% of FP17s Relating to Free Repair or Replacements	0	391	0.0%	0.9%	0.7%	0.8%
% of FP17s Relating to Continuations	0	391	0.0%	1.5%	1.2%	1.3%
% of Patients satisfied with the dentistry they have received	0	0	N/A	94.0%	92.9%	92.7%
% of Patients satisfied with the time they had to wait for an appointment	0	0	N/A	89.4%	88.8%	88.8%

* This is based on patients treated on this contract for their most recent course of treatment. Figures in italics indicate the base number of FP17s or Patient Questionnaire responses are less than 100. N/A is shown where the base number of responses is less than 10 during the period. % is calculated as Quantity/Base number*100

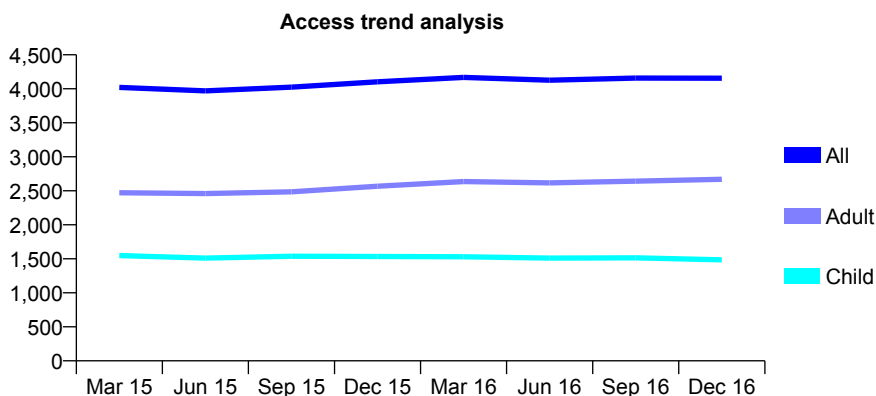
Q65 - Vital Signs At a Glance Contract Report for 119466/0001 - December 2016

Name or company name	Davidson, Smith and Associates
Contract type name	GDS Contract
Purpose of contract	General
Contract start date	01/04/2011
Contract end date	

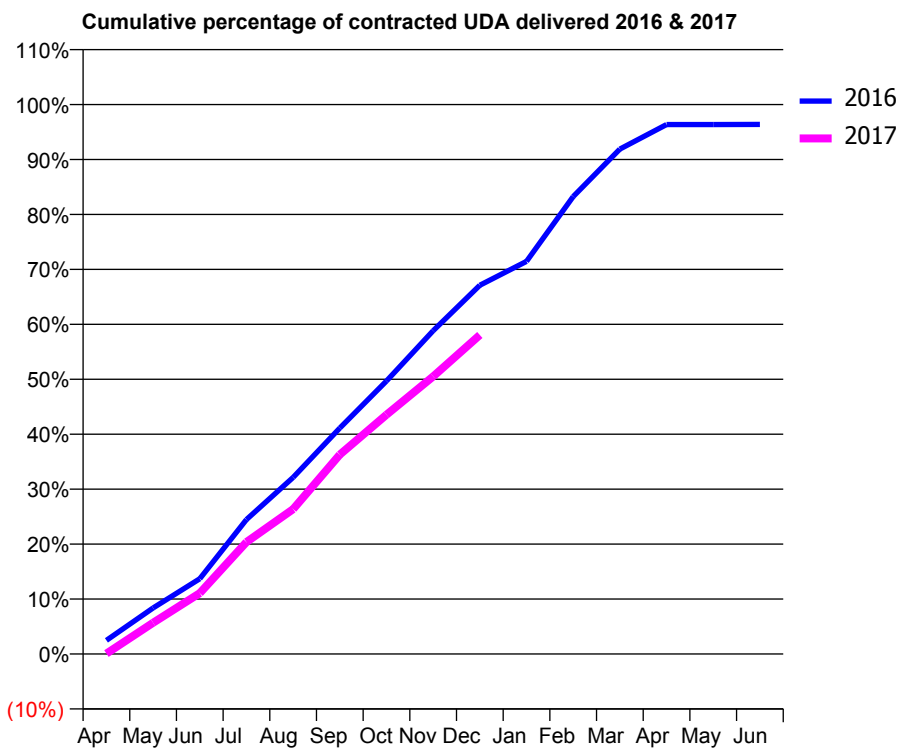
16/17 Contracted general activity (UDA)	12,029
Carry forward general activity (UDA)	437
16/17 Contracted orthodontic activity (UOA)	0
Carry forward orthodontic activity (UOA)	0
Baseline contract value	£302,404.50

ACCESS*

Patients seen in 24 months	Total	Change since previous quarter
Quarter ending December 2015	4,102	
Quarter ending March 2016	4,167	→
Quarter ending June 2016	4,126	→
Quarter ending September 2016	4,157	→
Quarter ending December 2016	4,156	→
Variance since December 2015	1.3%	→



ACTIVITY



Month	Adjusted Scheduled Activity (UDA)	
	2016	2017
April	298	9
May	1,009	685
June	1,649	1,333
July	2,943	2,451
August	3,867	3,172
September	4,947	4,365
October	5,978	5,240
November	7,076	6,077
December	8,073	6,984
January	8,596	
February	10,013	
March	11,053	
April	11,591	
May	11,591	
June	11,592	

QUALITY

	Quantity	Base Number	Contract	AT	Region	England
% of FP17s for the same patient ID Re-attending within 3 months - Children	170	1,799	9.4%	10.2%	11.9%	12.4%
% of FP17s for the same patient ID Re-attending within 3 months - Adults	438	2,843	15.4%	15.0%	16.5%	16.6%
% of FP17s for the same patient ID Re-attending between 3 & 9 months - Children	1,237	1,799	68.8%	61.4%	60.2%	57.5%
% of FP17s for the same patient ID Re-attending between 3 & 9 months - Adults	1,785	2,843	62.8%	53.0%	52.0%	50.4%
% of FP17s for Band 1 Urgent Courses	222	3,912	5.7%	8.1%	9.5%	9.1%
% of FP17s Relating to Free Repair or Replacements	13	3,912	0.3%	0.9%	0.7%	0.8%
% of FP17s Relating to Continuations	14	3,912	0.4%	1.5%	1.2%	1.3%
% of Patients satisfied with the dentistry they have received	7	8	N/A	94.0%	92.9%	92.7%
% of Patients satisfied with the time they had to wait for an appointment	8	8	N/A	89.4%	88.8%	88.8%

* This is based on patients treated on this contract for their most recent course of treatment. Figures in italics indicate the base number of FP17s or Patient Questionnaire responses are less than 100. N/A is shown where the base number of responses is less than 10 during the period. % is calculated as Quantity/Base number*100

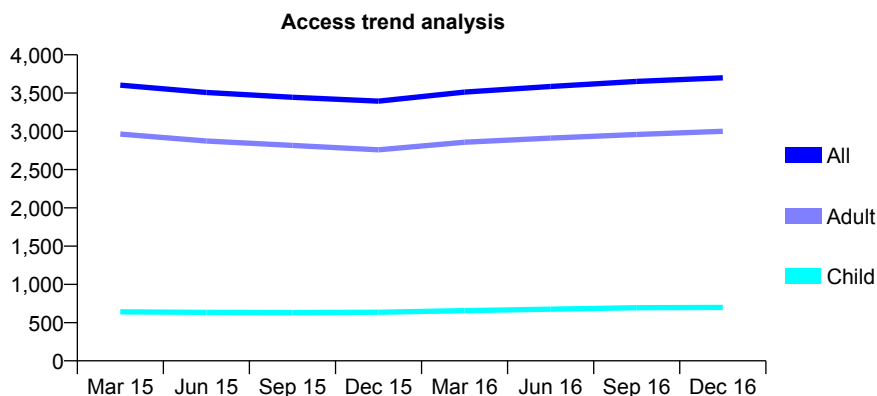
Q65 - Vital Signs At a Glance Contract Report for 121193/0001 - December 2016

Name or company name	Easton Dental Practice
Contract type name	GDS Contract
Purpose of contract	General
Contract start date	26/11/2009
Contract end date	

16/17 Contracted general activity (UDA)	15,012
Carry forward general activity (UDA)	365
16/17 Contracted orthodontic activity (UOA)	0
Carry forward orthodontic activity (UOA)	0
Baseline contract value	£347,408.49

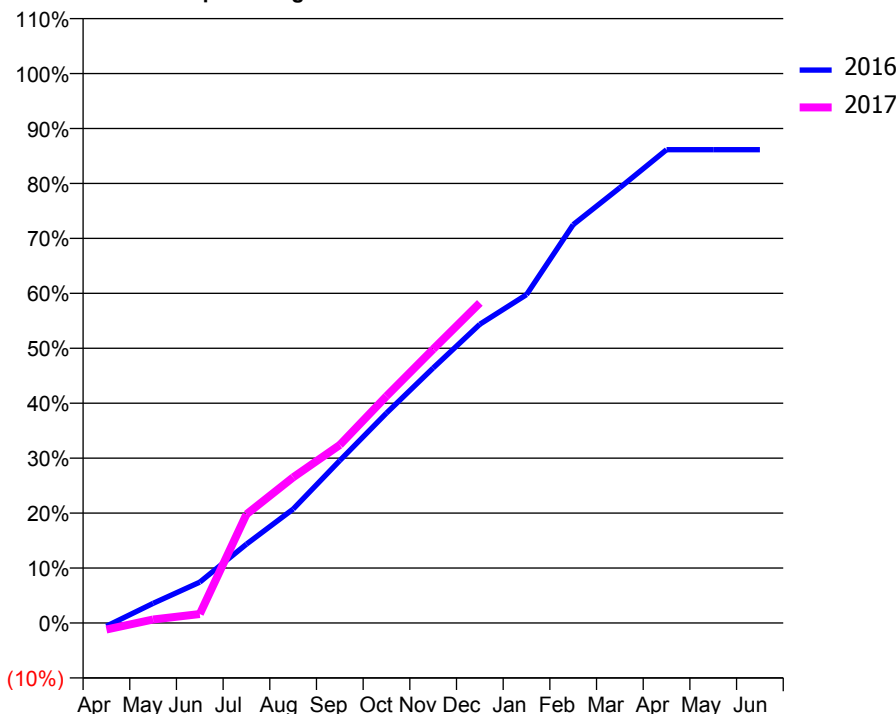
ACCESS*

Patients seen in 24 months	Total	Change since previous quarter
Quarter ending December 2015	3,395	
Quarter ending March 2016	3,513	↑
Quarter ending June 2016	3,586	↑
Quarter ending September 2016	3,652	→
Quarter ending December 2016	3,699	→
Variance since December 2015	9.0%	↑



ACTIVITY

Cumulative percentage of contracted UDA delivered 2016 & 2017



Month	Adjusted Scheduled Activity (UDA)	
	2016	2017
April	-66	-182
May	404	98
June	837	247
July	1,615	2,972
August	2,334	3,980
September	3,329	4,865
October	4,302	6,199
November	5,226	7,479
December	6,121	8,744
January	6,727	
February	8,162	
March	8,919	
April	9,698	
May	9,698	
June	9,698	

QUALITY

	Quantity	Base Number	Contract	AT	Region	England
% of FP17s for the same patient ID Re-attending within 3 months - Children	53	667	7.9%	10.2%	11.9%	12.4%
% of FP17s for the same patient ID Re-attending within 3 months - Adults	393	2,804	14.0%	15.0%	16.5%	16.6%
% of FP17s for the same patient ID Re-attending between 3 & 9 months - Children	314	667	47.1%	61.4%	60.2%	57.5%
% of FP17s for the same patient ID Re-attending between 3 & 9 months - Adults	1,104	2,804	39.4%	53.0%	52.0%	50.4%
% of FP17s for Band 1 Urgent Courses	424	3,143	13.5%	8.1%	9.5%	9.1%
% of FP17s Relating to Free Repair or Replacements	3	3,143	0.1%	0.9%	0.7%	0.8%
% of FP17s Relating to Continuations	31	3,143	1.0%	1.5%	1.2%	1.3%
% of Patients satisfied with the dentistry they have received	0	0	N/A	94.0%	92.9%	92.7%
% of Patients satisfied with the time they had to wait for an appointment	0	0	N/A	89.4%	88.8%	88.8%

* This is based on patients treated on this contract for their most recent course of treatment. Figures in italics indicate the base number of FP17s or Patient Questionnaire responses are less than 100. N/A is shown where the base number of responses is less than 10 during the period. % is calculated as Quantity/Base number*100

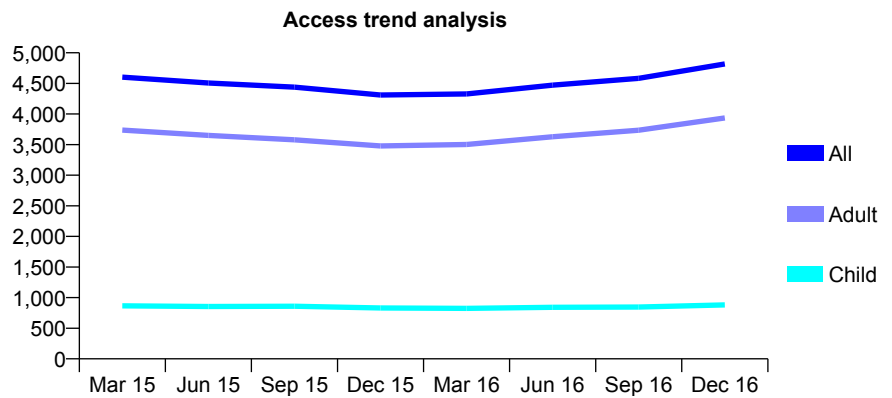
Q65 - Vital Signs At a Glance Contract Report for 121193/0002 - December 2016

Name or company name	Easton Dental Partnership
Contract type name	GDS Contract
Purpose of contract	General
Contract start date	01/04/2011
Contract end date	

16/17 Contracted general activity (UDA)	14,903
Carry forward general activity (UDA)	0
16/17 Contracted orthodontic activity (UOA)	0
Carry forward orthodontic activity (UOA)	0
Baseline contract value	£355,308.54

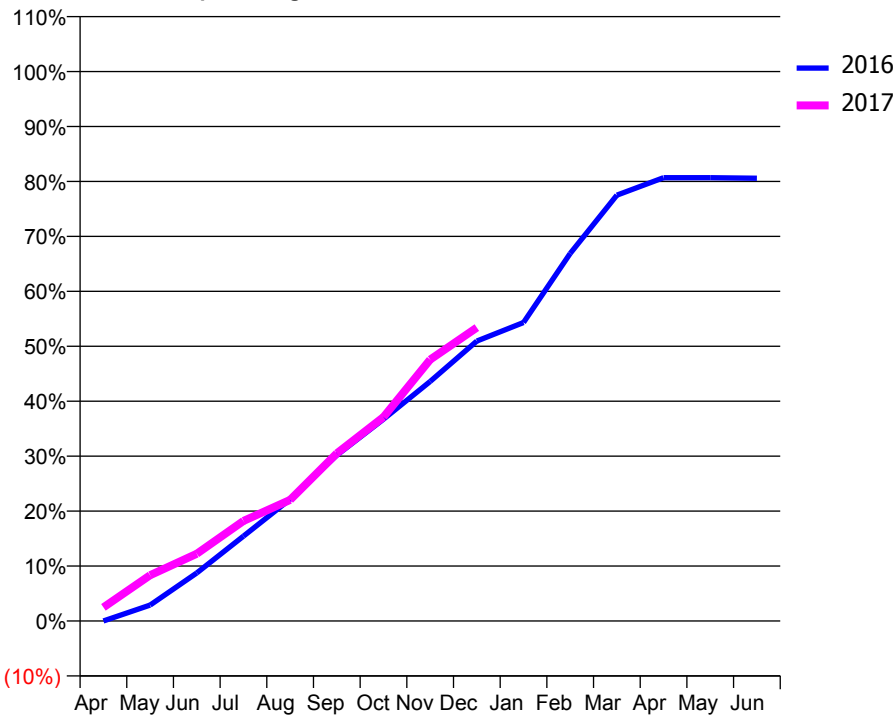
ACCESS*

Patients seen in 24 months	Total	Change since previous quarter
Quarter ending December 2015	4,310	
Quarter ending March 2016	4,328	→
Quarter ending June 2016	4,472	↑
Quarter ending September 2016	4,583	↑
Quarter ending December 2016	4,818	↑
Variance since December 2015	11.8%	↑



ACTIVITY

Cumulative percentage of contracted UDA delivered 2016 & 2017



Month	Adjusted Scheduled Activity (UDA)	
	2016	2017
April	0	369
May	434	1,242
June	1,305	1,825
July	2,301	2,713
August	3,304	3,287
September	4,498	4,549
October	5,472	5,531
November	6,498	7,089
December	7,592	7,957
January	8,095	
February	9,968	
March	11,548	
April	12,022	
May	12,022	
June	12,009	

QUALITY

	Quantity	Base Number	Contract	AT	Region	England
% of FP17s for the same patient ID Re-attending within 3 months - Children	34	766	4.4%	10.2%	11.9%	12.4%
% of FP17s for the same patient ID Re-attending within 3 months - Adults	271	3,456	7.8%	15.0%	16.5%	16.6%
% of FP17s for the same patient ID Re-attending between 3 & 9 months - Children	374	766	48.8%	61.4%	60.2%	57.5%
% of FP17s for the same patient ID Re-attending between 3 & 9 months - Adults	1,657	3,456	47.9%	53.0%	52.0%	50.4%
% of FP17s for Band 1 Urgent Courses	370	4,032	9.2%	8.1%	9.5%	9.1%
% of FP17s Relating to Free Repair or Replacements	14	4,032	0.3%	0.9%	0.7%	0.8%
% of FP17s Relating to Continuations	18	4,032	0.4%	1.5%	1.2%	1.3%
% of Patients satisfied with the dentistry they have received	23	23	100.0%	94.0%	92.9%	92.7%
% of Patients satisfied with the time they had to wait for an appointment	20	23	87.0%	89.4%	88.8%	88.8%

* This is based on patients treated on this contract for their most recent course of treatment. Figures in italics indicate the base number of FP17s or Patient Questionnaire responses are less than 100. N/A is shown where the base number of responses is less than 10 during the period. % is calculated as Quantity/Base number*100

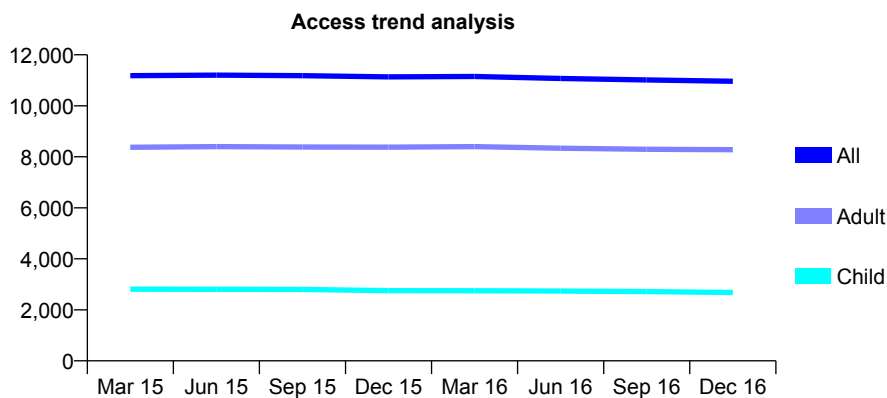
Q65 - Vital Signs At a Glance Contract Report for 122165/0001 - December 2016

Name or company name	Passage House Dental Care
Contract type name	GDS Contract
Purpose of contract	General and Orthodontic
Contract start date	01/10/2008
Contract end date	

16/17 Contracted general activity (UDA)	28,767
Carry forward general activity (UDA)	620
16/17 Contracted orthodontic activity (UOA)	784
Carry forward orthodontic activity (UOA)	0
Baseline contract value	£759,896.18

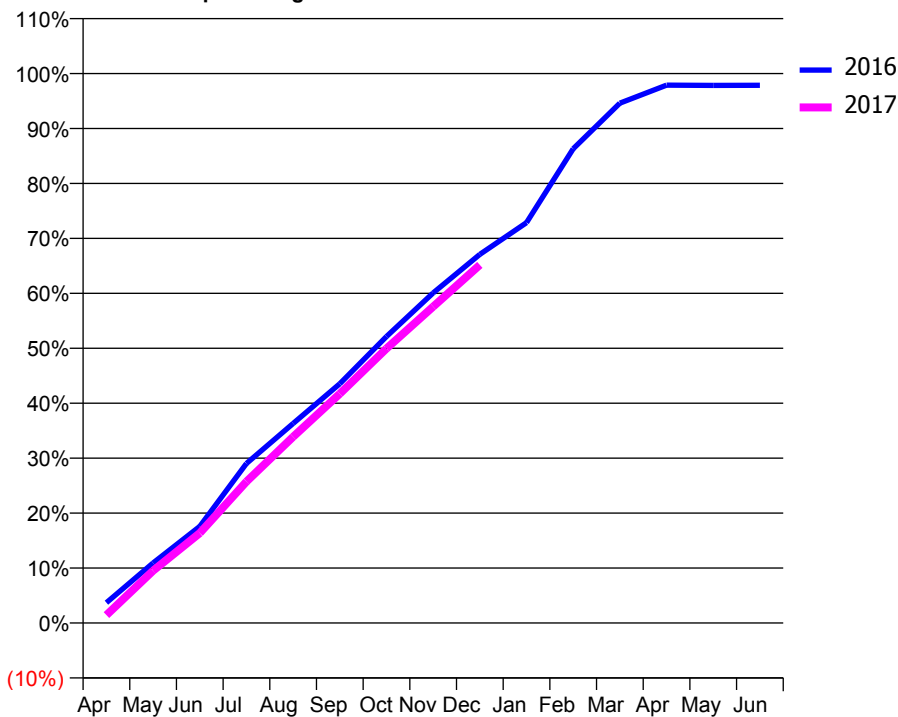
ACCESS*

Patients seen in 24 months	Total	Change since previous quarter
Quarter ending December 2015	11,135	
Quarter ending March 2016	11,148	→
Quarter ending June 2016	11,073	→
Quarter ending September 2016	11,012	→
Quarter ending December 2016	10,960	→
Variance since December 2015	(1.6%)	↓



ACTIVITY

Cumulative percentage of contracted UDA delivered 2016 & 2017



Month	Adjusted Scheduled Activity (UDA)	
	2016	2017
April	1,064	415
May	3,144	2,739
June	5,054	4,712
July	8,350	7,404
August	10,450	9,749
September	12,527	12,004
October	14,999	14,367
November	17,282	16,563
December	19,299	18,747
January	20,959	
February	24,827	
March	27,218	
April	28,160	
May	28,140	
June	28,147	

QUALITY

	Quantity	Base Number	Contract	AT	Region	England
% of FP17s for the same patient ID Re-attending within 3 months - Children	360	3,237	11.1%	10.2%	11.9%	12.4%
% of FP17s for the same patient ID Re-attending within 3 months - Adults	1,557	9,786	15.9%	15.0%	16.5%	16.6%
% of FP17s for the same patient ID Re-attending between 3 & 9 months - Children	2,121	3,237	65.5%	61.4%	60.2%	57.5%
% of FP17s for the same patient ID Re-attending between 3 & 9 months - Adults	6,361	9,786	65.0%	53.0%	52.0%	50.4%
% of FP17s for Band 1 Urgent Courses	913	11,766	7.8%	8.1%	9.5%	9.1%
% of FP17s Relating to Free Repair or Replacements	157	11,766	1.3%	0.9%	0.7%	0.8%
% of FP17s Relating to Continuations	81	11,766	0.7%	1.5%	1.2%	1.3%
% of Patients satisfied with the dentistry they have received	32	35	91.4%	94.0%	92.9%	92.7%
% of Patients satisfied with the time they had to wait for an appointment	33	35	94.3%	89.4%	88.8%	88.8%

* This is based on patients treated on this contract for their most recent course of treatment. Figures in italics indicate the base number of FP17s or Patient Questionnaire responses are less than 100. N/A is shown where the base number of responses is less than 10 during the period. % is calculated as Quantity/Base number*100

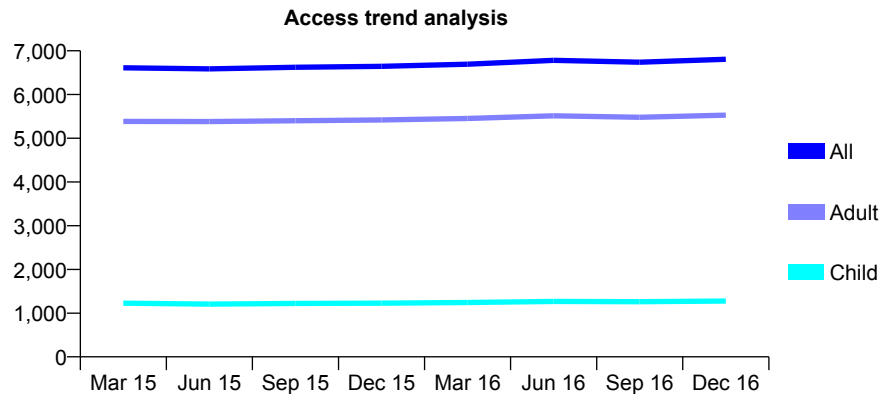
Q65 - Vital Signs At a Glance Contract Report for 123870/0001 - December 2016

Name or company name	Bramcote Dental Practice
Contract type name	GDS Contract
Purpose of contract	General
Contract start date	01/01/2013
Contract end date	

16/17 Contracted general activity (UDA)	22,500
Carry forward general activity (UDA)	0
16/17 Contracted orthodontic activity (UOA)	0
Carry forward orthodontic activity (UOA)	0
Baseline contract value	£500,034.86

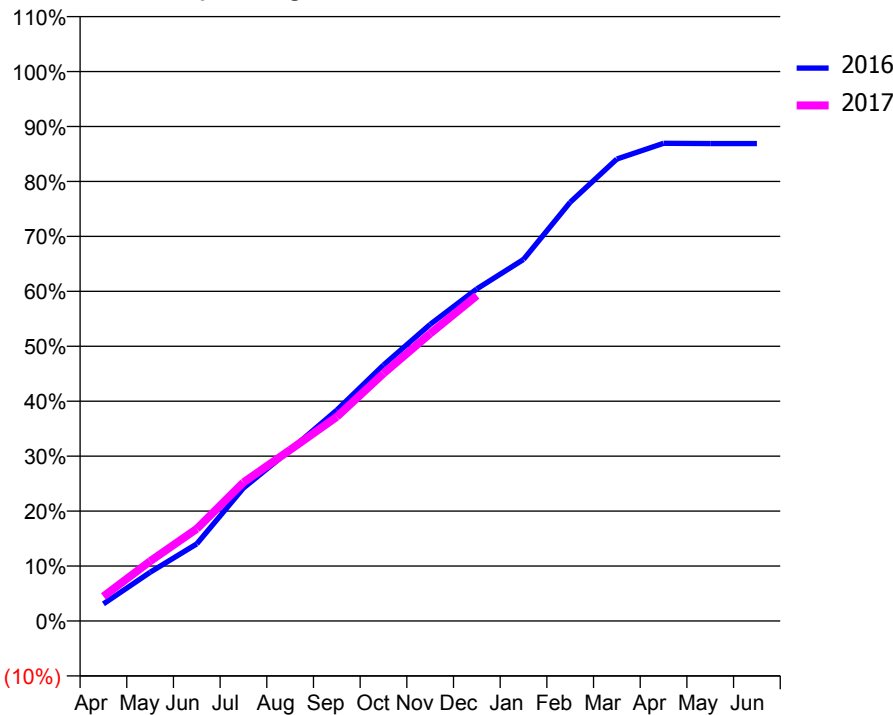
ACCESS*

Patients seen in 24 months	Total	Change since previous quarter
Quarter ending December 2015	6,645	
Quarter ending March 2016	6,694	→
Quarter ending June 2016	6,781	→
Quarter ending September 2016	6,740	→
Quarter ending December 2016	6,805	→
Variance since December 2015	2.4%	↑



ACTIVITY

Cumulative percentage of contracted UDA delivered 2016 & 2017



Month	Adjusted Scheduled Activity (UDA)	
	2016	2017
April	699	1,007
May	1,995	2,447
June	3,159	3,778
July	5,445	5,675
August	7,002	7,008
September	8,635	8,360
October	10,481	10,138
November	12,146	11,770
December	13,597	13,324
January	14,806	
February	17,146	
March	18,919	
April	19,560	
May	19,549	
June	19,548	

QUALITY

	Quantity	Base Number	Contract	AT	Region	England
% of FP17s for the same patient ID Re-attending within 3 months - Children	82	1,402	5.8%	10.2%	11.9%	12.4%
% of FP17s for the same patient ID Re-attending within 3 months - Adults	977	6,265	15.6%	15.0%	16.5%	16.6%
% of FP17s for the same patient ID Re-attending between 3 & 9 months - Children	899	1,402	64.1%	61.4%	60.2%	57.5%
% of FP17s for the same patient ID Re-attending between 3 & 9 months - Adults	3,393	6,265	54.2%	53.0%	52.0%	50.4%
% of FP17s for Band 1 Urgent Courses	840	7,333	11.5%	8.1%	9.5%	9.1%
% of FP17s Relating to Free Repair or Replacements	98	7,333	1.3%	0.9%	0.7%	0.8%
% of FP17s Relating to Continuations	80	7,333	1.1%	1.5%	1.2%	1.3%
% of Patients satisfied with the dentistry they have received	26	28	92.9%	94.0%	92.9%	92.7%
% of Patients satisfied with the time they had to wait for an appointment	26	28	92.9%	89.4%	88.8%	88.8%

* This is based on patients treated on this contract for their most recent course of treatment. Figures in italics indicate the base number of FP17s or Patient Questionnaire responses are less than 100. N/A is shown where the base number of responses is less than 10 during the period. % is calculated as Quantity/Base number*100

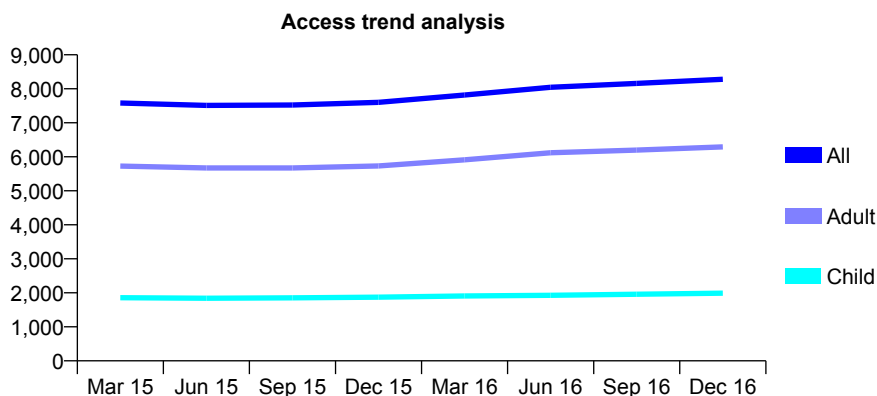
Q65 - Vital Signs At a Glance Contract Report for 125385/0005 - December 2016

Name or company name	Dr Michael Frain Ltd
Contract type name	GDS Contract
Purpose of contract	General
Contract start date	01/04/2008
Contract end date	

16/17 Contracted general activity (UDA)	22,571
Carry forward general activity (UDA)	406
16/17 Contracted orthodontic activity (UOA)	0
Carry forward orthodontic activity (UOA)	0
Baseline contract value	£464,505.26

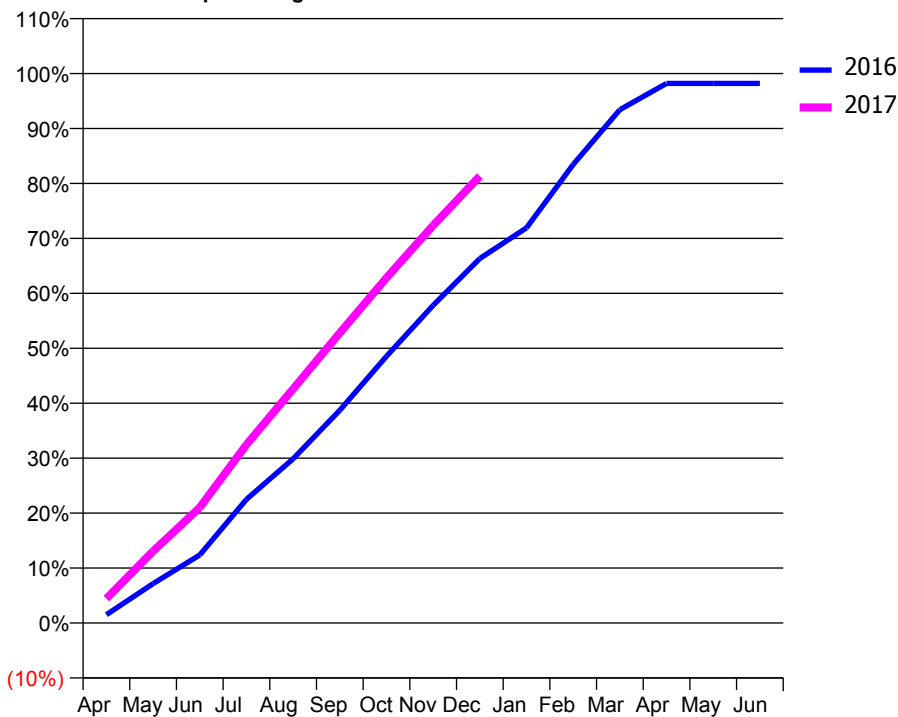
ACCESS*

Patients seen in 24 months	Total	Change since previous quarter
Quarter ending December 2015	7,603	
Quarter ending March 2016	7,819	↑
Quarter ending June 2016	8,046	↑
Quarter ending September 2016	8,157	→
Quarter ending December 2016	8,282	→
Variance since December 2015	8.9%	↑



ACTIVITY

Cumulative percentage of contracted UDA delivered 2016 & 2017



Month	Adjusted Scheduled Activity (UDA)	
	2016	2017
April	343	1,007
May	1,618	2,947
June	2,798	4,747
July	5,081	7,328
August	6,746	9,616
September	8,740	11,917
October	10,956	14,178
November	13,051	16,331
December	14,973	18,359
January	16,232	
February	18,834	
March	21,082	
April	22,166	
May	22,163	
June	22,165	

QUALITY

	Quantity	Base Number	Contract	AT	Region	England
% of FP17s for the same patient ID Re-attending within 3 months - Children	100	2,185	4.6%	10.2%	11.9%	12.4%
% of FP17s for the same patient ID Re-attending within 3 months - Adults	776	6,794	11.4%	15.0%	16.5%	16.6%
% of FP17s for the same patient ID Re-attending between 3 & 9 months - Children	954	2,185	43.7%	61.4%	60.2%	57.5%
% of FP17s for the same patient ID Re-attending between 3 & 9 months - Adults	2,564	6,794	37.7%	53.0%	52.0%	50.4%
% of FP17s for Band 1 Urgent Courses	568	8,499	6.7%	8.1%	9.5%	9.1%
% of FP17s Relating to Free Repair or Replacements	75	8,499	0.9%	0.9%	0.7%	0.8%
% of FP17s Relating to Continuations	88	8,499	1.0%	1.5%	1.2%	1.3%
% of Patients satisfied with the dentistry they have received	24	24	100.0%	94.0%	92.9%	92.7%
% of Patients satisfied with the time they had to wait for an appointment	23	24	95.8%	89.4%	88.8%	88.8%

* This is based on patients treated on this contract for their most recent course of treatment. Figures in italics indicate the base number of FP17s or Patient Questionnaire responses are less than 100. N/A is shown where the base number of responses is less than 10 during the period. % is calculated as Quantity/Base number*100

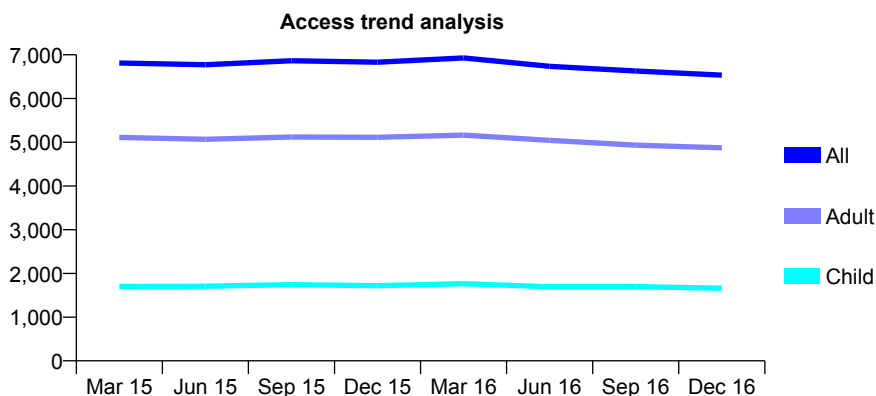
Q65 - Vital Signs At a Glance Contract Report for 126322/0001 - December 2016

Name or company name	Bishopsworth Dental Surgery
Contract type name	GDS Contract
Purpose of contract	General
Contract start date	01/04/2010
Contract end date	

16/17 Contracted general activity (UDA)	29,014
Carry forward general activity (UDA)	0
16/17 Contracted orthodontic activity (UOA)	0
Carry forward orthodontic activity (UOA)	0
Baseline contract value	£648,617.67

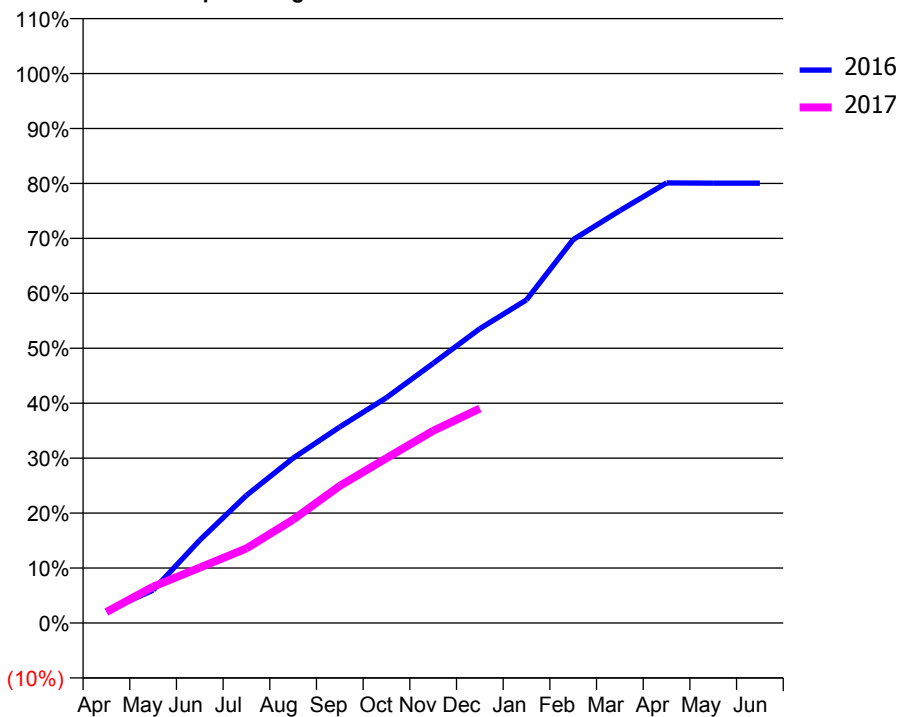
ACCESS*

Patients seen in 24 months	Total	Change since previous quarter
Quarter ending December 2015	6,832	
Quarter ending March 2016	6,929	→
Quarter ending June 2016	6,735	↓
Quarter ending September 2016	6,630	↓
Quarter ending December 2016	6,536	↓
Variance since December 2015	(4.3%)	↓



ACTIVITY

Cumulative percentage of contracted UDA delivered 2016 & 2017



Month	Adjusted Scheduled Activity (UDA)	
	2016	2017
April	696	579
May	1,912	1,921
June	4,834	2,928
July	7,444	3,941
August	9,611	5,457
September	11,426	7,245
October	13,140	8,708
November	15,134	10,147
December	17,156	11,324
January	18,834	
February	22,346	
March	24,037	
April	25,655	
May	25,640	
June	25,640	

QUALITY

	Quantity	Base Number	Contract	AT	Region	England
% of FP17s for the same patient ID Re-attending within 3 months - Children	99	1,517	6.5%	10.2%	11.9%	12.4%
% of FP17s for the same patient ID Re-attending within 3 months - Adults	465	4,441	10.5%	15.0%	16.5%	16.6%
% of FP17s for the same patient ID Re-attending between 3 & 9 months - Children	920	1,517	60.6%	61.4%	60.2%	57.5%
% of FP17s for the same patient ID Re-attending between 3 & 9 months - Adults	2,759	4,441	62.1%	53.0%	52.0%	50.4%
% of FP17s for Band 1 Urgent Courses	425	5,420	7.8%	8.1%	9.5%	9.1%
% of FP17s Relating to Free Repair or Replacements	43	5,420	0.8%	0.9%	0.7%	0.8%
% of FP17s Relating to Continuations	32	5,420	0.6%	1.5%	1.2%	1.3%
% of Patients satisfied with the dentistry they have received	9	10	90.0%	94.0%	92.9%	92.7%
% of Patients satisfied with the time they had to wait for an appointment	9	10	90.0%	89.4%	88.8%	88.8%

* This is based on patients treated on this contract for their most recent course of treatment. Figures in italics indicate the base number of FP17s or Patient Questionnaire responses are less than 100. N/A is shown where the base number of responses is less than 10 during the period. % is calculated as Quantity/Base number*100

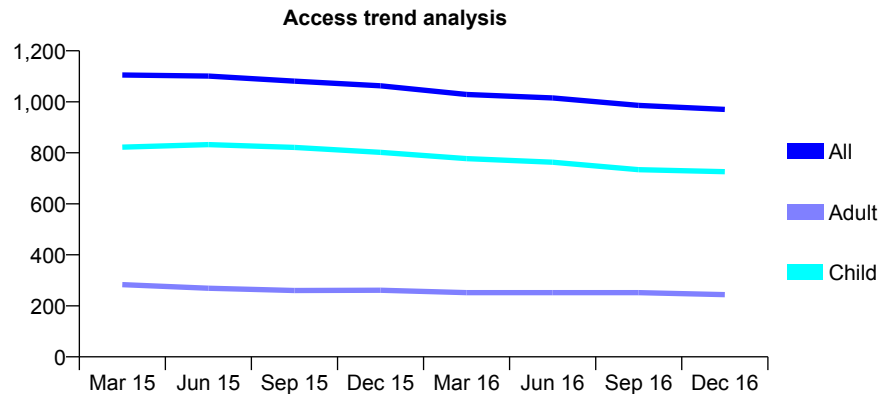
Q65 - Vital Signs At a Glance Contract Report for 126373/0001 - December 2016

Name or company name	Welshmill Dental Practice
Contract type name	GDS Contract
Purpose of contract	General
Contract start date	01/04/2006
Contract end date	

16/17 Contracted general activity (UDA)	3,700
Carry forward general activity (UDA)	0
16/17 Contracted orthodontic activity (UOA)	0
Carry forward orthodontic activity (UOA)	0
Baseline contract value	£88,173.73

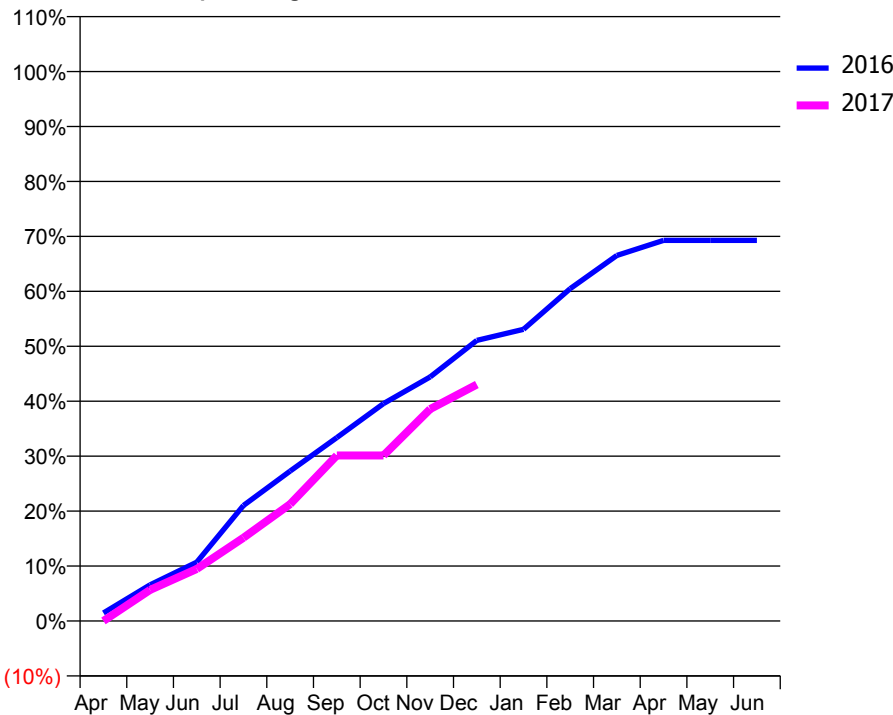
ACCESS*

Patients seen in 24 months	Total	Change since previous quarter
Quarter ending December 2015	1,063	
Quarter ending March 2016	1,029	↓
Quarter ending June 2016	1,015	↓
Quarter ending September 2016	986	↓
Quarter ending December 2016	970	↓
Variance since December 2015	(8.7%)	↓



ACTIVITY

Cumulative percentage of contracted UDA delivered 2016 & 2017



Month	Adjusted Scheduled Activity (UDA)	
	2016	2017
April	54	0
May	244	210
June	396	351
July	778	561
August	1,010	787
September	1,235	1,115
October	1,464	1,115
November	1,644	1,427
December	1,889	1,593
January	1,964	
February	2,238	
March	2,461	
April	2,563	
May	2,563	
June	2,563	

QUALITY

	Quantity	Base Number	Contract	AT	Region	England
% of FP17s for the same patient ID Re-attending within 3 months - Children	56	910	6.2%	10.2%	11.9%	12.4%
% of FP17s for the same patient ID Re-attending within 3 months - Adults	44	215	20.5%	15.0%	16.5%	16.6%
% of FP17s for the same patient ID Re-attending between 3 & 9 months - Children	675	910	74.2%	61.4%	60.2%	57.5%
% of FP17s for the same patient ID Re-attending between 3 & 9 months - Adults	143	215	66.5%	53.0%	52.0%	50.4%
% of FP17s for Band 1 Urgent Courses	48	1,056	4.5%	8.1%	9.5%	9.1%
% of FP17s Relating to Free Repair or Replacements	0	1,056	0.0%	0.9%	0.7%	0.8%
% of FP17s Relating to Continuations	22	1,056	2.1%	1.5%	1.2%	1.3%
% of Patients satisfied with the dentistry they have received	2	2	N/A	94.0%	92.9%	92.7%
% of Patients satisfied with the time they had to wait for an appointment	2	2	N/A	89.4%	88.8%	88.8%

* This is based on patients treated on this contract for their most recent course of treatment. Figures in italics indicate the base number of FP17s or Patient Questionnaire responses are less than 100. N/A is shown where the base number of responses is less than 10 during the period. % is calculated as Quantity/Base number*100

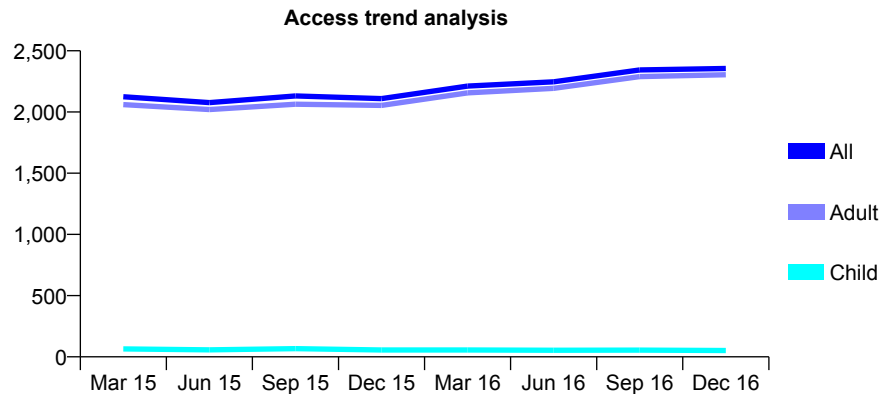
Q65 - Vital Signs At a Glance Contract Report for 126705/0001 - December 2016

Name or company name	BASDAC LLP
Contract type name	PDS Contract
Purpose of contract	General
Contract start date	01/10/2012
Contract end date	30/09/2022

16/17 Contracted general activity (UDA)	7,025
Carry forward general activity (UDA)	-94
16/17 Contracted orthodontic activity (UOA)	0
Carry forward orthodontic activity (UOA)	0
Baseline contract value	£466,956.34

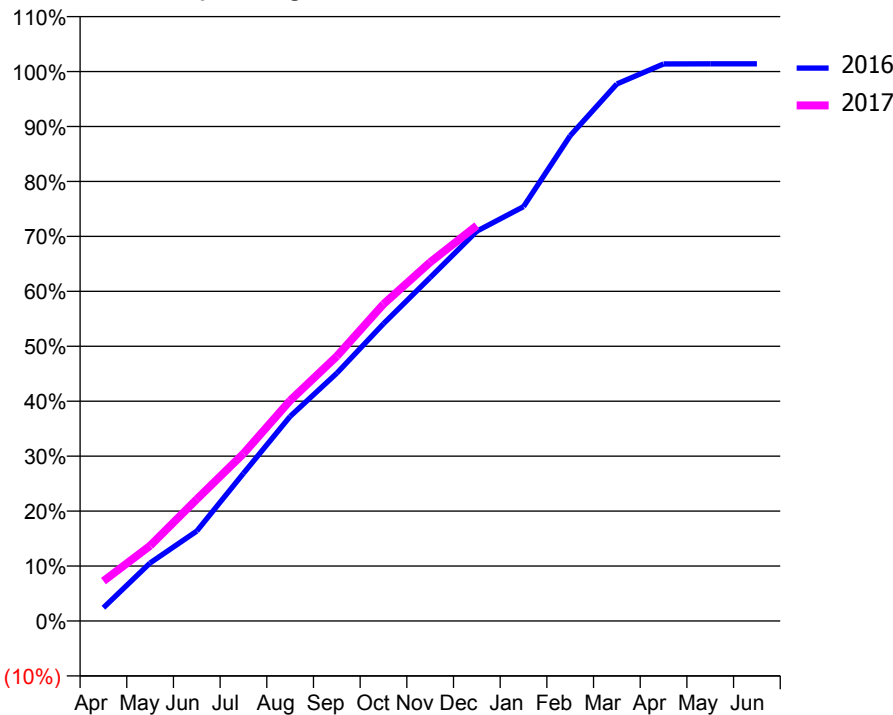
ACCESS*

Patients seen in 24 months	Total	Change since previous quarter
Quarter ending December 2015	2,110	
Quarter ending March 2016	2,212	↑
Quarter ending June 2016	2,247	→
Quarter ending September 2016	2,344	↑
Quarter ending December 2016	2,356	→
Variance since December 2015	11.7%	↑



ACTIVITY

Cumulative percentage of contracted UDA delivered 2016 & 2017



Month	Adjusted Scheduled Activity (UDA)	
	2016	2017
April	163	510
May	710	963
June	1,101	1,557
July	1,808	2,140
August	2,504	2,818
September	3,032	3,385
October	3,638	4,052
November	4,202	4,587
December	4,771	5,055
January	5,072	
February	5,940	
March	6,572	
April	6,818	
May	6,819	
June	6,819	

QUALITY

	Quantity	Base Number	Contract	AT	Region	England
% of FP17s for the same patient ID Re-attending within 3 months - Children	0	40	0.0%	10.2%	11.9%	12.4%
% of FP17s for the same patient ID Re-attending within 3 months - Adults	13	1,732	0.8%	15.0%	16.5%	16.6%
% of FP17s for the same patient ID Re-attending between 3 & 9 months - Children	0	40	0.0%	61.4%	60.2%	57.5%
% of FP17s for the same patient ID Re-attending between 3 & 9 months - Adults	10	1,732	0.6%	53.0%	52.0%	50.4%
% of FP17s for Band 1 Urgent Courses	10	1,685	0.6%	8.1%	9.5%	9.1%
% of FP17s Relating to Free Repair or Replacements	1	1,685	0.1%	0.9%	0.7%	0.8%
% of FP17s Relating to Continuations	5	1,685	0.3%	1.5%	1.2%	1.3%
% of Patients satisfied with the dentistry they have received	0	0	N/A	94.0%	92.9%	92.7%
% of Patients satisfied with the time they had to wait for an appointment	0	0	N/A	89.4%	88.8%	88.8%

* This is based on patients treated on this contract for their most recent course of treatment. Figures in italics indicate the base number of FP17s or Patient Questionnaire responses are less than 100. N/A is shown where the base number of responses is less than 10 during the period. % is calculated as Quantity/Base number*100

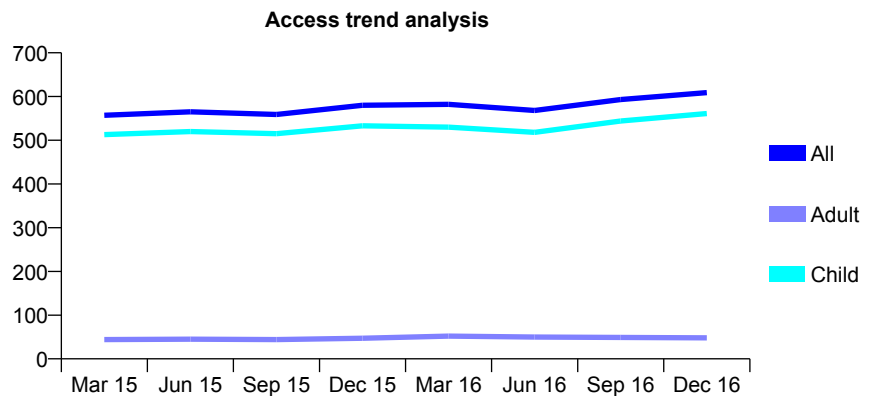
Q65 - Vital Signs At a Glance Contract Report for 127507/0001 - December 2016

Name or company name	Andrew Horne
Contract type name	GDS Contract
Purpose of contract	General
Contract start date	01/04/2009
Contract end date	

16/17 Contracted general activity (UDA)	1,322
Carry forward general activity (UDA)	0
16/17 Contracted orthodontic activity (UOA)	0
Carry forward orthodontic activity (UOA)	0
Baseline contract value	£37,706.16

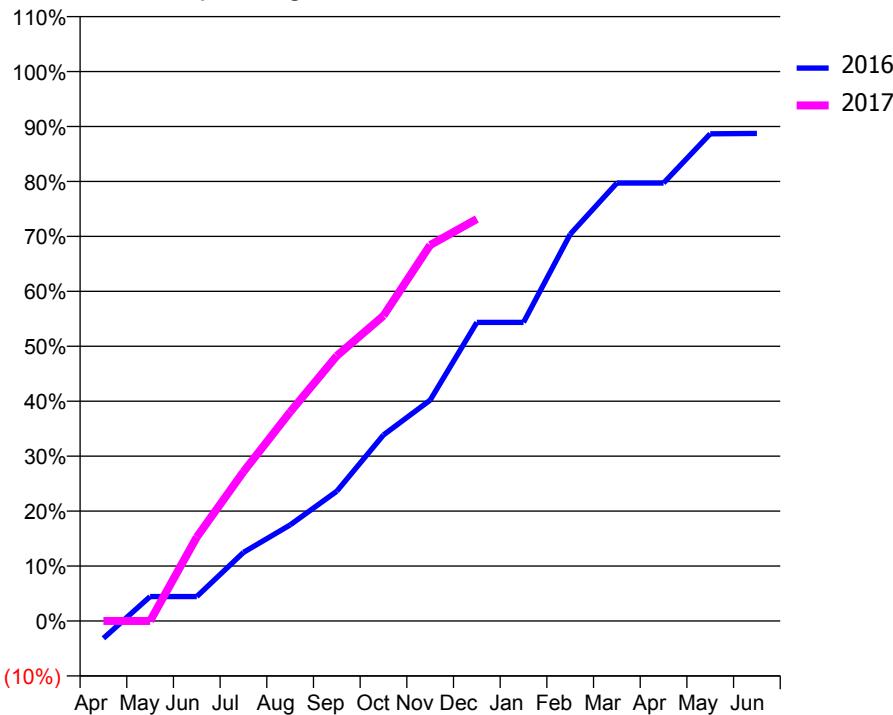
ACCESS*

Patients seen in 24 months	Total	Change since previous quarter
Quarter ending December 2015	580	
Quarter ending March 2016	582	→
Quarter ending June 2016	568	↓
Quarter ending September 2016	593	↑
Quarter ending December 2016	609	↑
Variance since December 2015	5.0%	↑



ACTIVITY

Cumulative percentage of contracted UDA delivered 2016 & 2017



Month	Adjusted Scheduled Activity (UDA)	
	2016	2017
April	-42	0
May	59	0
June	59	202
July	165	359
August	231	503
September	312	638
October	448	734
November	531	904
December	719	967
January	719	
February	931	
March	1,054	
April	1,054	
May	1,172	
June	1,173	

QUALITY

	Quantity	Base Number	Contract	AT	Region	England
% of FP17s for the same patient ID Re-attending within 3 months - Children	82	701	11.7%	10.2%	11.9%	12.4%
% of FP17s for the same patient ID Re-attending within 3 months - Adults	0	1	0.0%	15.0%	16.5%	16.6%
% of FP17s for the same patient ID Re-attending between 3 & 9 months - Children	392	701	55.9%	61.4%	60.2%	57.5%
% of FP17s for the same patient ID Re-attending between 3 & 9 months - Adults	1	1	100.0%	53.0%	52.0%	50.4%
% of FP17s for Band 1 Urgent Courses	20	606	3.3%	8.1%	9.5%	9.1%
% of FP17s Relating to Free Repair or Replacements	0	606	0.0%	0.9%	0.7%	0.8%
% of FP17s Relating to Continuations	0	606	0.0%	1.5%	1.2%	1.3%
% of Patients satisfied with the dentistry they have received	0	0	N/A	94.0%	92.9%	92.7%
% of Patients satisfied with the time they had to wait for an appointment	0	0	N/A	89.4%	88.8%	88.8%

* This is based on patients treated on this contract for their most recent course of treatment. Figures in italics indicate the base number of FP17s or Patient Questionnaire responses are less than 100. N/A is shown where the base number of responses is less than 10 during the period. % is calculated as Quantity/Base number*100

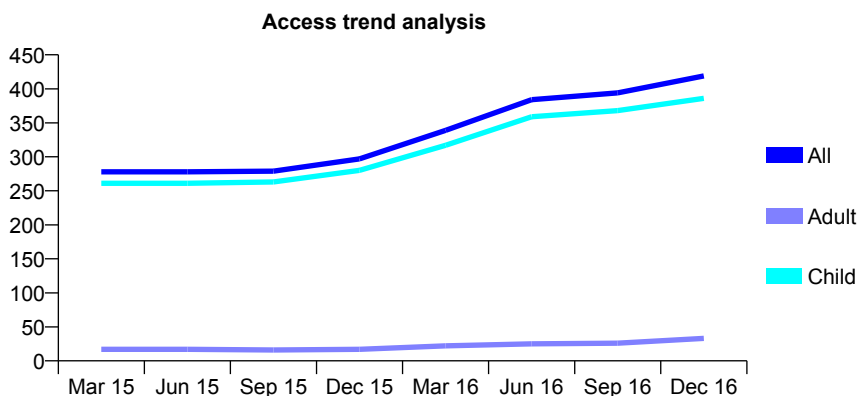
Q65 - Vital Signs At a Glance Contract Report for 129496/0001 - December 2016

Name or company name	Smile Solutions Orthodontics
Contract type name	PDS Contract
Purpose of contract	General and Orthodontic
Contract start date	01/04/2006
Contract end date	31/03/2018

16/17 Contracted general activity (UDA)	900
Carry forward general activity (UDA)	6
16/17 Contracted orthodontic activity (UOA)	8,008
Carry forward orthodontic activity (UOA)	58
Baseline contract value	£560,703.08

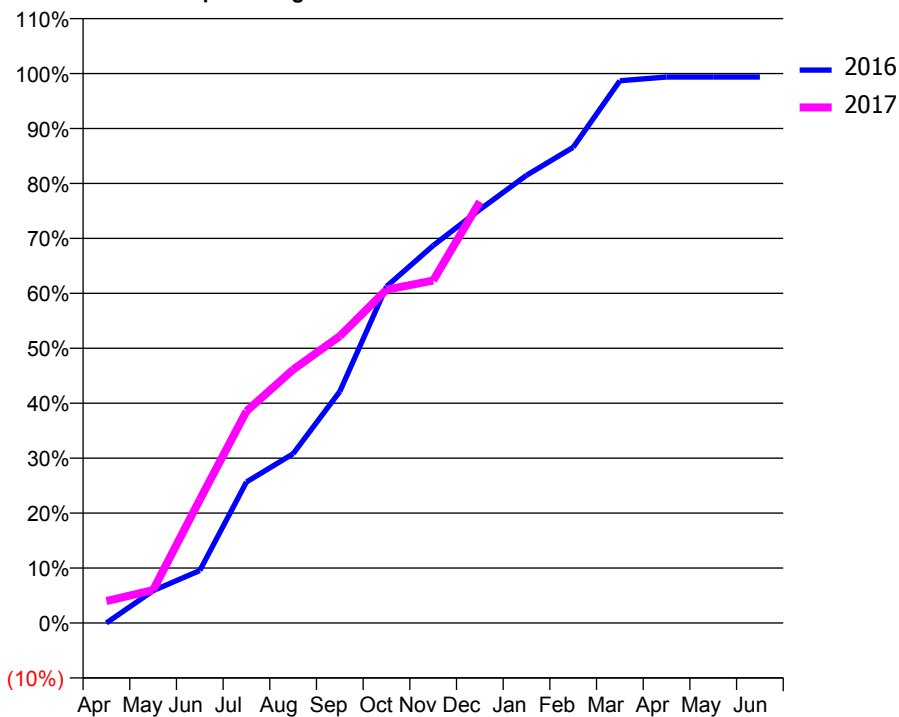
ACCESS*

Patients seen in 24 months	Total	Change since previous quarter
Quarter ending December 2015	297	
Quarter ending March 2016	339	↑
Quarter ending June 2016	384	↑
Quarter ending September 2016	394	↑
Quarter ending December 2016	419	↑
Variance since December 2015	41.1%	↑



ACTIVITY

Cumulative percentage of contracted UDA delivered 2016 & 2017



Month	Adjusted Scheduled Activity (UDA)	
	2016	2017
April	0	36
May	53	54
June	86	202
July	231	347
August	277	415
September	379	470
October	551	546
November	618	561
December	677	690
January	733	
February	779	
March	888	
April	894	
May	894	
June	894	

QUALITY

	Quantity	Base Number	Contract	AT	Region	England
% of FP17s for the same patient ID Re-attending within 3 months - Children	256	1,310	19.5%	10.2%	11.9%	12.4%
% of FP17s for the same patient ID Re-attending within 3 months - Adults	1	8	12.5%	15.0%	16.5%	16.6%
% of FP17s for the same patient ID Re-attending between 3 & 9 months - Children	62	1,310	4.7%	61.4%	60.2%	57.5%
% of FP17s for the same patient ID Re-attending between 3 & 9 months - Adults	2	8	25.0%	53.0%	52.0%	50.4%
% of FP17s for Band 1 Urgent Courses	0	298	0.0%	8.1%	9.5%	9.1%
% of FP17s Relating to Free Repair or Replacements	0	298	0.0%	0.9%	0.7%	0.8%
% of FP17s Relating to Continuations	0	298	0.0%	1.5%	1.2%	1.3%
% of Patients satisfied with the dentistry they have received	1	1	N/A	94.0%	92.9%	92.7%
% of Patients satisfied with the time they had to wait for an appointment	1	1	N/A	89.4%	88.8%	88.8%

* This is based on patients treated on this contract for their most recent course of treatment. Figures in italics indicate the base number of FP17s or Patient Questionnaire responses are less than 100. N/A is shown where the base number of responses is less than 10 during the period. % is calculated as Quantity/Base number*100

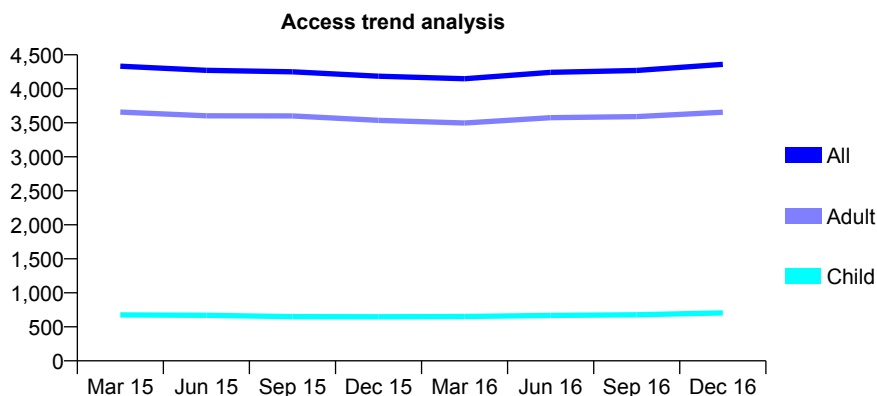
Q65 - Vital Signs At a Glance Contract Report for 129690/0001 - December 2016

Name or company name	Dulverton Dental Practice Ltd
Contract type name	GDS Contract
Purpose of contract	General and Orthodontic
Contract start date	02/04/2007
Contract end date	

16/17 Contracted general activity (UDA)	16,500
Carry forward general activity (UDA)	0
16/17 Contracted orthodontic activity (UOA)	504
Carry forward orthodontic activity (UOA)	0
Baseline contract value	£488,785.12

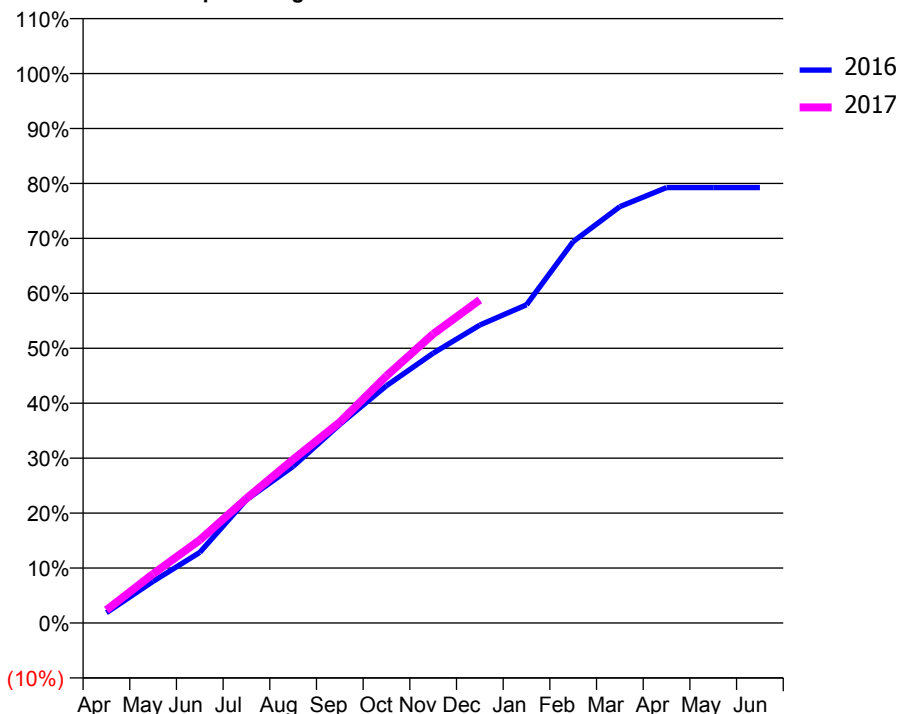
ACCESS*

Patients seen in 24 months	Total	Change since previous quarter
Quarter ending December 2015	4,185	
Quarter ending March 2016	4,149	→
Quarter ending June 2016	4,243	↑
Quarter ending September 2016	4,269	→
Quarter ending December 2016	4,360	↑
Variance since December 2015	4.2%	↑



ACTIVITY

Cumulative percentage of contracted UDA delivered 2016 & 2017



Month	Adjusted Scheduled Activity (UDA)	
	2016	2017
April	312	392
May	1,249	1,476
June	2,119	2,491
July	3,700	3,741
August	4,701	4,910
September	5,965	6,031
October	7,124	7,422
November	8,103	8,677
December	8,947	9,705
January	9,556	
February	11,452	
March	12,501	
April	13,076	
May	13,076	
June	13,075	

QUALITY

	Quantity	Base Number	Contract	AT	Region	England
% of FP17s for the same patient ID Re-attending within 3 months - Children	160	884	18.1%	10.2%	11.9%	12.4%
% of FP17s for the same patient ID Re-attending within 3 months - Adults	849	4,042	21.0%	15.0%	16.5%	16.6%
% of FP17s for the same patient ID Re-attending between 3 & 9 months - Children	463	884	52.4%	61.4%	60.2%	57.5%
% of FP17s for the same patient ID Re-attending between 3 & 9 months - Adults	1,702	4,042	42.1%	53.0%	52.0%	50.4%
% of FP17s for Band 1 Urgent Courses	576	4,636	12.4%	8.1%	9.5%	9.1%
% of FP17s Relating to Free Repair or Replacements	71	4,636	1.5%	0.9%	0.7%	0.8%
% of FP17s Relating to Continuations	71	4,636	1.5%	1.5%	1.2%	1.3%
% of Patients satisfied with the dentistry they have received	9	10	90.0%	94.0%	92.9%	92.7%
% of Patients satisfied with the time they had to wait for an appointment	8	10	80.0%	89.4%	88.8%	88.8%

* This is based on patients treated on this contract for their most recent course of treatment. Figures in italics indicate the base number of FP17s or Patient Questionnaire responses are less than 100. N/A is shown where the base number of responses is less than 10 during the period. % is calculated as Quantity/Base number*100

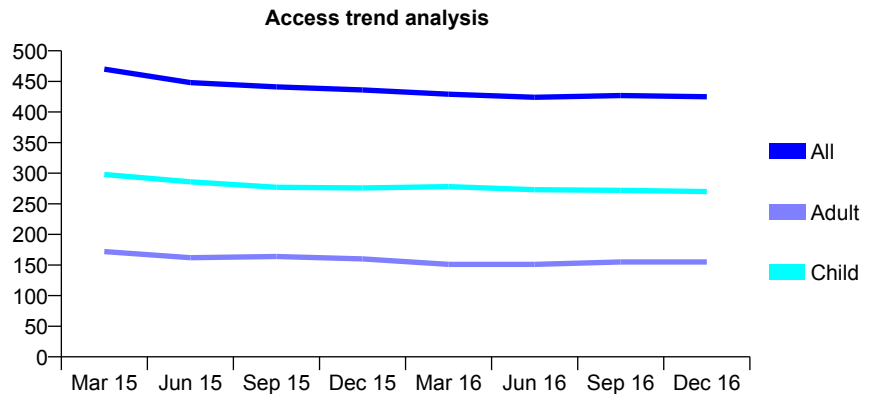
Q65 - Vital Signs At a Glance Contract Report for 130281/0001 - December 2016

Name or company name	PDSP 1864
Contract type name	GDS Contract
Purpose of contract	General
Contract start date	01/08/2010
Contract end date	

16/17 Contracted general activity (UDA)	1,100
Carry forward general activity (UDA)	0
16/17 Contracted orthodontic activity (UOA)	0
Carry forward orthodontic activity (UOA)	0
Baseline contract value	£25,313.54

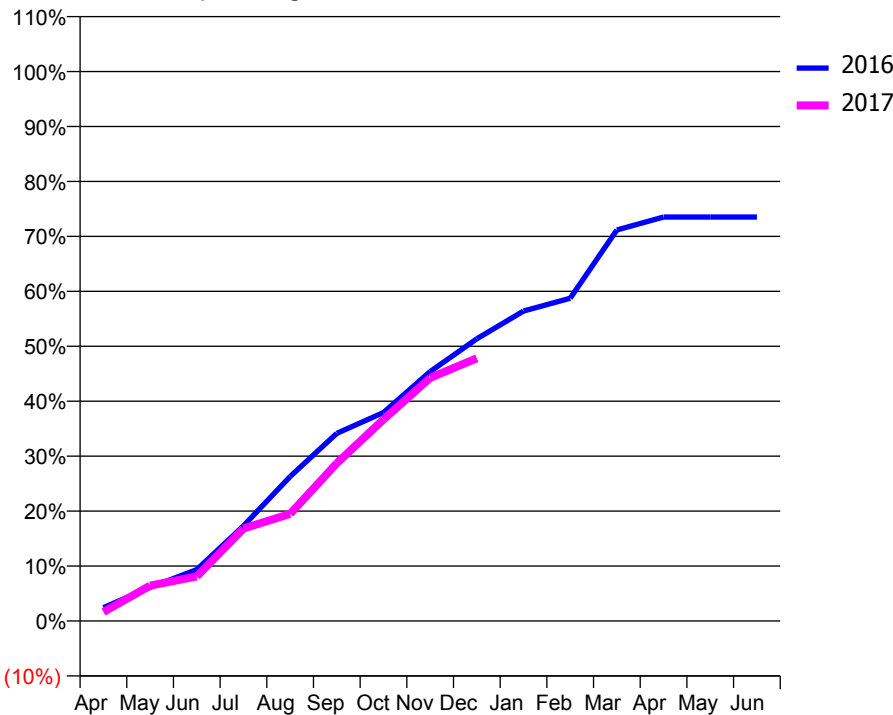
ACCESS*

Patients seen in 24 months	Total	Change since previous quarter
Quarter ending December 2015	436	
Quarter ending March 2016	429	↓
Quarter ending June 2016	424	↓
Quarter ending September 2016	427	→
Quarter ending December 2016	425	→
Variance since December 2015	(2.5%)	↓



ACTIVITY

Cumulative percentage of contracted UDA delivered 2016 & 2017



Month	Adjusted Scheduled Activity (UDA)	
	2016	2017
April	29	18
May	73	71
June	112	89
July	208	185
August	316	214
September	410	316
October	455	404
November	545	487
December	616	526
January	677	
February	705	
March	854	
April	882	
May	882	
June	882	

QUALITY

	Quantity	Base Number	Contract	AT	Region	England
% of FP17s for the same patient ID Re-attending within 3 months - Children	22	298	7.4%	10.2%	11.9%	12.4%
% of FP17s for the same patient ID Re-attending within 3 months - Adults	16	105	15.2%	15.0%	16.5%	16.6%
% of FP17s for the same patient ID Re-attending between 3 & 9 months - Children	177	298	59.4%	61.4%	60.2%	57.5%
% of FP17s for the same patient ID Re-attending between 3 & 9 months - Adults	47	105	44.8%	53.0%	52.0%	50.4%
% of FP17s for Band 1 Urgent Courses	35	387	9.0%	8.1%	9.5%	9.1%
% of FP17s Relating to Free Repair or Replacements	0	387	0.0%	0.9%	0.7%	0.8%
% of FP17s Relating to Continuations	0	387	0.0%	1.5%	1.2%	1.3%
% of Patients satisfied with the dentistry they have received	2	2	N/A	94.0%	92.9%	92.7%
% of Patients satisfied with the time they had to wait for an appointment	2	2	N/A	89.4%	88.8%	88.8%

* This is based on patients treated on this contract for their most recent course of treatment. Figures in italics indicate the base number of FP17s or Patient Questionnaire responses are less than 100. N/A is shown where the base number of responses is less than 10 during the period. % is calculated as Quantity/Base number*100

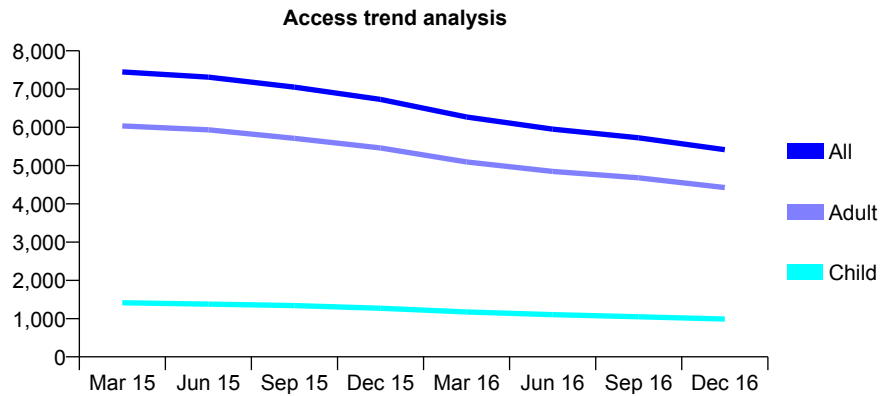
Q65 - Vital Signs At a Glance Contract Report for 131504/0001 - December 2016

Name or company name	Clevedon Dental Care
Contract type name	GDS Contract
Purpose of contract	General
Contract start date	01/04/2010
Contract end date	

16/17 Contracted general activity (UDA)	22,315
Carry forward general activity (UDA)	0
16/17 Contracted orthodontic activity (UOA)	0
Carry forward orthodontic activity (UOA)	0
Baseline contract value	£461,189.36

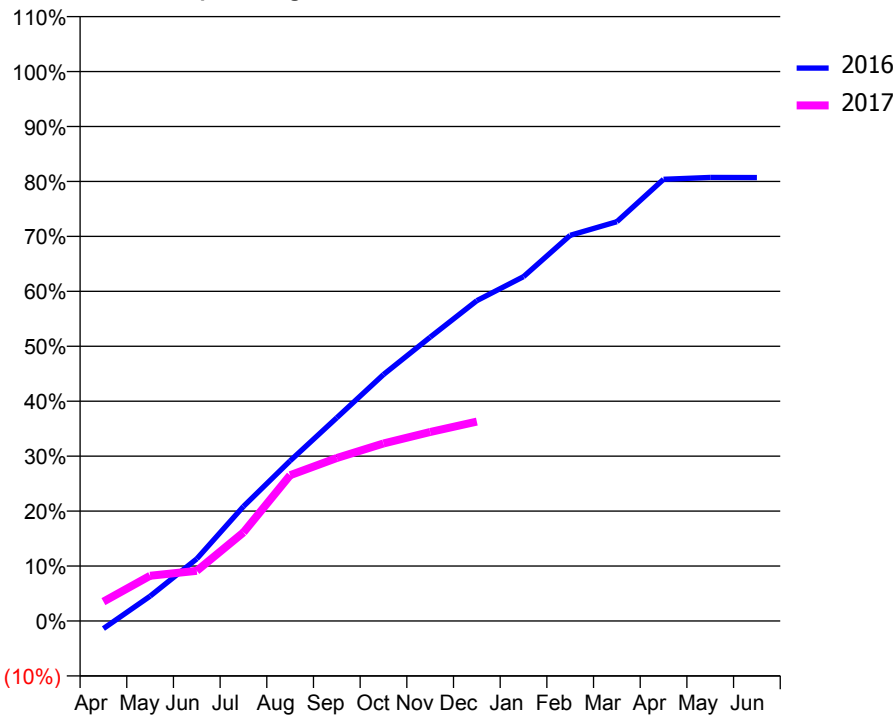
ACCESS*

Patients seen in 24 months	Total	Change since previous quarter
Quarter ending December 2015	6,728	
Quarter ending March 2016	6,268	↓
Quarter ending June 2016	5,951	↓
Quarter ending September 2016	5,725	↓
Quarter ending December 2016	5,415	↓
Variance since December 2015	(19.5%)	↓



ACTIVITY

Cumulative percentage of contracted UDA delivered 2016 & 2017



Month	Adjusted Scheduled Activity (UDA)	
	2016	2017
April	-313	786
May	1,008	1,841
June	2,524	2,039
July	4,654	3,600
August	6,506	5,924
September	8,254	6,620
October	10,012	7,208
November	11,524	7,677
December	13,009	8,099
January	13,987	
February	15,663	
March	16,217	
April	17,938	
May	18,015	
June	18,007	

QUALITY

	Quantity	Base Number	Contract	AT	Region	England
% of FP17s for the same patient ID Re-attending within 3 months - Children	49	865	5.7%	10.2%	11.9%	12.4%
% of FP17s for the same patient ID Re-attending within 3 months - Adults	571	3,763	15.2%	15.0%	16.5%	16.6%
% of FP17s for the same patient ID Re-attending between 3 & 9 months - Children	464	865	53.6%	61.4%	60.2%	57.5%
% of FP17s for the same patient ID Re-attending between 3 & 9 months - Adults	2,038	3,763	54.2%	53.0%	52.0%	50.4%
% of FP17s for Band 1 Urgent Courses	276	3,702	7.5%	8.1%	9.5%	9.1%
% of FP17s Relating to Free Repair or Replacements	76	3,702	2.1%	0.9%	0.7%	0.8%
% of FP17s Relating to Continuations	81	3,702	2.2%	1.5%	1.2%	1.3%
% of Patients satisfied with the dentistry they have received	6	6	N/A	94.0%	92.9%	92.7%
% of Patients satisfied with the time they had to wait for an appointment	3	6	N/A	89.4%	88.8%	88.8%

* This is based on patients treated on this contract for their most recent course of treatment. Figures in italics indicate the base number of FP17s or Patient Questionnaire responses are less than 100. N/A is shown where the base number of responses is less than 10 during the period. % is calculated as Quantity/Base number*100

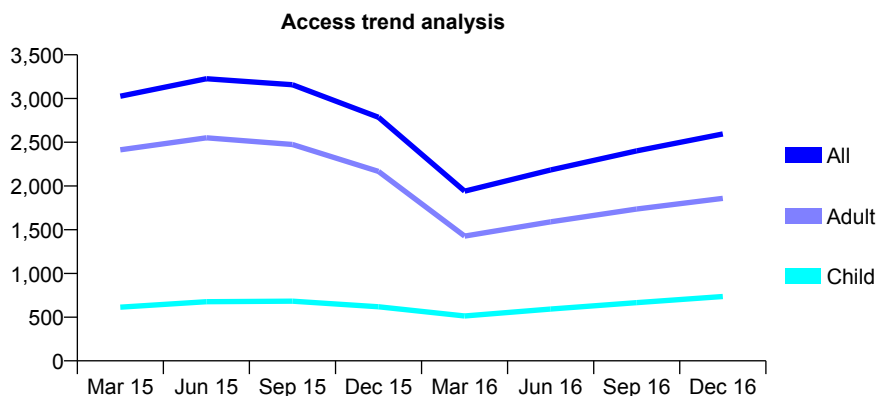
Q65 - Vital Signs At a Glance Contract Report for 131563/0001 - December 2016

Name or company name	Broadwalk Dental Centre Practice Partners
Contract type name	GDS Contract
Purpose of contract	General
Contract start date	01/04/2008
Contract end date	

16/17 Contracted general activity (UDA)	10,000
Carry forward general activity (UDA)	0
16/17 Contracted orthodontic activity (UOA)	0
Carry forward orthodontic activity (UOA)	0
Baseline contract value	£234,258.46

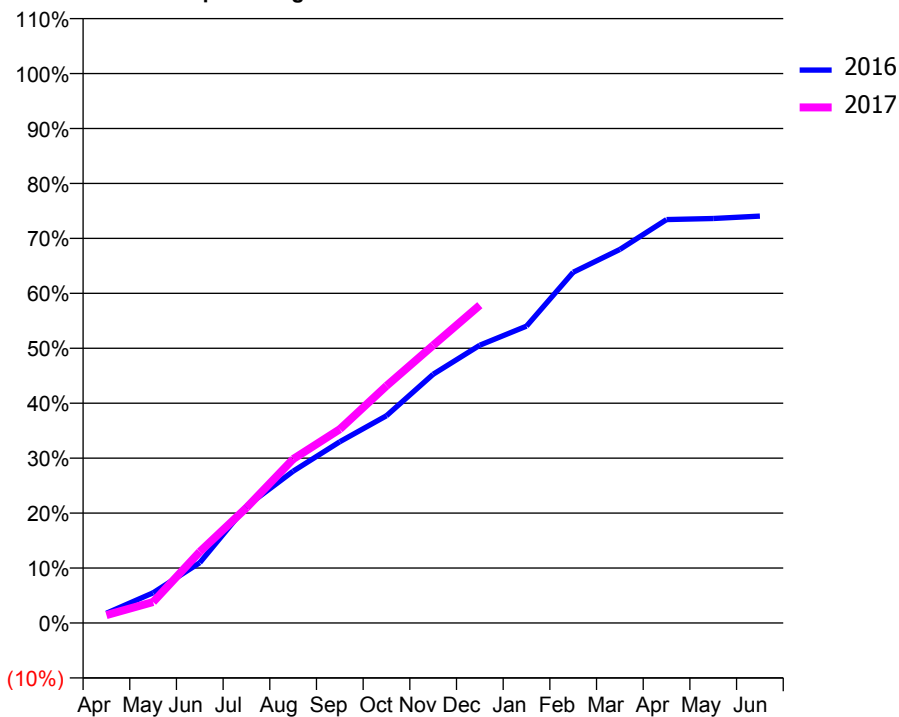
ACCESS*

Patients seen in 24 months	Total	Change since previous quarter
Quarter ending December 2015	2,786	
Quarter ending March 2016	1,940	↓
Quarter ending June 2016	2,183	↑
Quarter ending September 2016	2,401	↑
Quarter ending December 2016	2,595	↑
Variance since December 2015	(6.9%)	↓



ACTIVITY

Cumulative percentage of contracted UDA delivered 2016 & 2017



Month	Adjusted Scheduled Activity (UDA)	
	2016	2017
April	178	143
May	551	383
June	1,097	1,296
July	2,125	2,099
August	2,762	2,985
September	3,299	3,527
October	3,771	4,316
November	4,528	5,053
December	5,057	5,783
January	5,402	
February	6,383	
March	6,799	
April	7,343	
May	7,361	
June	7,405	

QUALITY

	Quantity	Base Number	Contract	AT	Region	England
% of FP17s for the same patient ID Re-attending within 3 months - Children	73	995	7.3%	10.2%	11.9%	12.4%
% of FP17s for the same patient ID Re-attending within 3 months - Adults	221	2,115	10.4%	15.0%	16.5%	16.6%
% of FP17s for the same patient ID Re-attending between 3 & 9 months - Children	562	995	56.5%	61.4%	60.2%	57.5%
% of FP17s for the same patient ID Re-attending between 3 & 9 months - Adults	1,099	2,115	52.0%	53.0%	52.0%	50.4%
% of FP17s for Band 1 Urgent Courses	155	2,794	5.5%	8.1%	9.5%	9.1%
% of FP17s Relating to Free Repair or Replacements	8	2,794	0.3%	0.9%	0.7%	0.8%
% of FP17s Relating to Continuations	59	2,794	2.1%	1.5%	1.2%	1.3%
% of Patients satisfied with the dentistry they have received	5	6	N/A	94.0%	92.9%	92.7%
% of Patients satisfied with the time they had to wait for an appointment	5	6	N/A	89.4%	88.8%	88.8%

* This is based on patients treated on this contract for their most recent course of treatment. Figures in italics indicate the base number of FP17s or Patient Questionnaire responses are less than 100. N/A is shown where the base number of responses is less than 10 during the period. % is calculated as Quantity/Base number*100

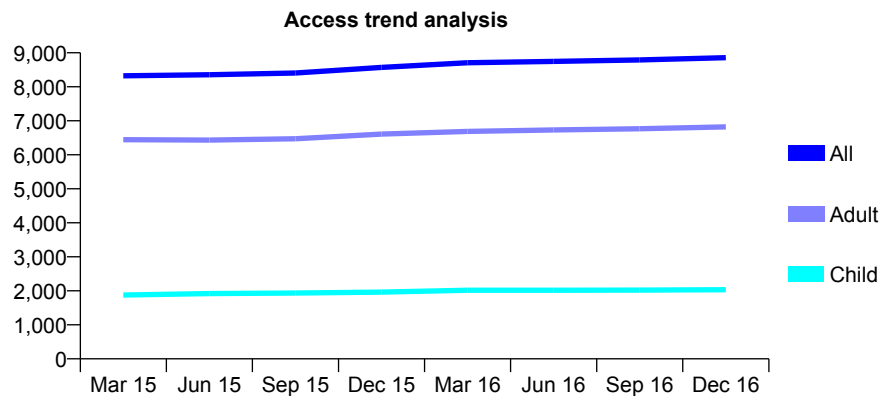
Q65 - Vital Signs At a Glance Contract Report for 135739/0001 - December 2016

Name or company name	Woodburn Cottage Services Ltd
Contract type name	GDS Contract
Purpose of contract	General
Contract start date	01/04/2010
Contract end date	

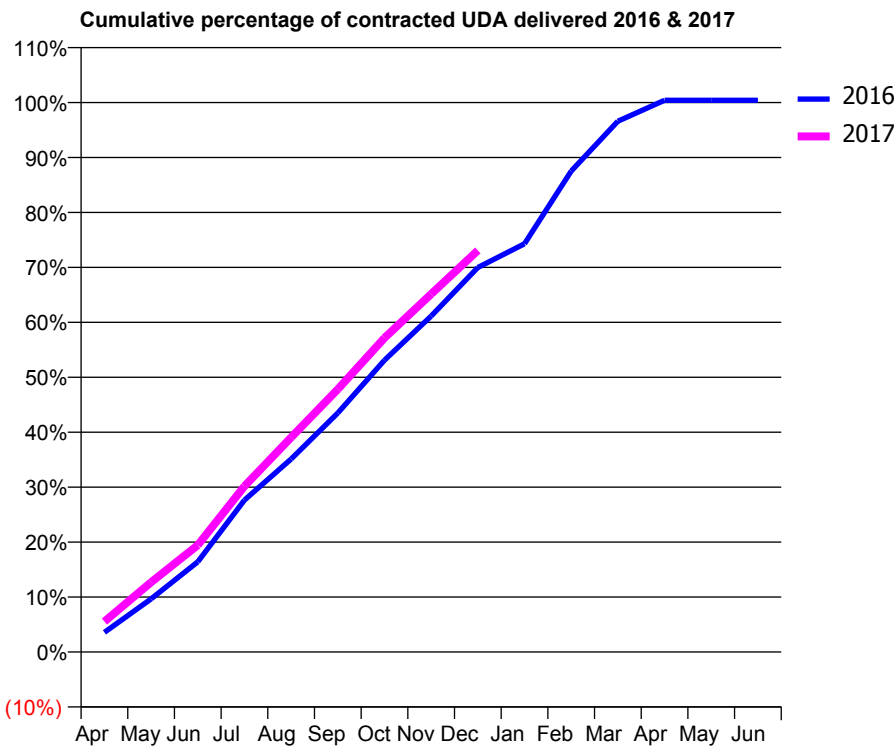
16/17 Contracted general activity (UDA)	27,795
Carry forward general activity (UDA)	-115
16/17 Contracted orthodontic activity (UOA)	0
Carry forward orthodontic activity (UOA)	0
Baseline contract value	£635,723.64

ACCESS*

Patients seen in 24 months	Total	Change since previous quarter
Quarter ending December 2015	8,571	
Quarter ending March 2016	8,707	→
Quarter ending June 2016	8,747	→
Quarter ending September 2016	8,789	→
Quarter ending December 2016	8,858	→
Variance since December 2015	3.3%	↑



ACTIVITY



Month	Adjusted Scheduled Activity (UDA)	
	2016	2017
April	992	1,543
May	2,687	3,531
June	4,565	5,407
July	7,687	8,385
August	9,765	10,853
September	12,091	13,294
October	14,763	15,889
November	16,992	18,110
December	19,450	20,314
January	20,651	
February	24,327	
March	26,847	
April	27,904	
May	27,910	
June	27,910	

QUALITY

	Quantity	Base Number	Contract	AT	Region	England
% of FP17s for the same patient ID Re-attending within 3 months - Children	120	2,347	5.1%	10.2%	11.9%	12.4%
% of FP17s for the same patient ID Re-attending within 3 months - Adults	957	7,671	12.5%	15.0%	16.5%	16.6%
% of FP17s for the same patient ID Re-attending between 3 & 9 months - Children	1,472	2,347	62.7%	61.4%	60.2%	57.5%
% of FP17s for the same patient ID Re-attending between 3 & 9 months - Adults	4,641	7,671	60.5%	53.0%	52.0%	50.4%
% of FP17s for Band 1 Urgent Courses	553	9,524	5.8%	8.1%	9.5%	9.1%
% of FP17s Relating to Free Repair or Replacements	83	9,524	0.9%	0.9%	0.7%	0.8%
% of FP17s Relating to Continuations	103	9,524	1.1%	1.5%	1.2%	1.3%
% of Patients satisfied with the dentistry they have received	28	28	100.0%	94.0%	92.9%	92.7%
% of Patients satisfied with the time they had to wait for an appointment	25	28	89.3%	89.4%	88.8%	88.8%

* This is based on patients treated on this contract for their most recent course of treatment. Figures in italics indicate the base number of FP17s or Patient Questionnaire responses are less than 100. N/A is shown where the base number of responses is less than 10 during the period. % is calculated as Quantity/Base number*100

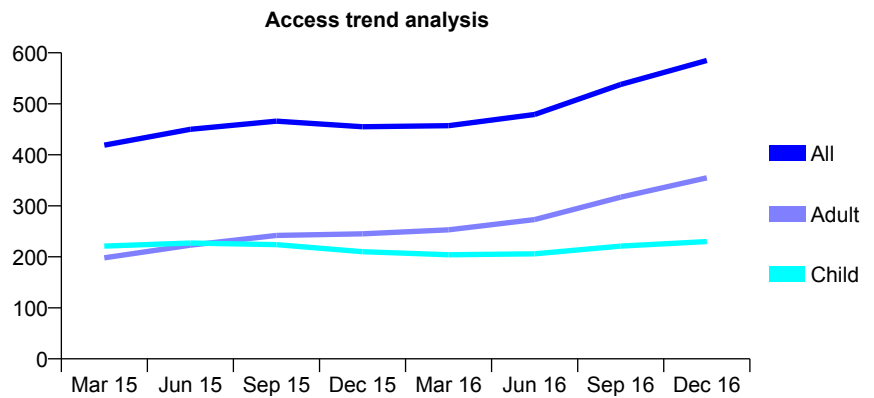
Q65 - Vital Signs At a Glance Contract Report for 141216/0001 - December 2016

Name or company name	Gairloch House Dental Practice
Contract type name	GDS Contract
Purpose of contract	General
Contract start date	01/08/2013
Contract end date	

16/17 Contracted general activity (UDA)	1,170
Carry forward general activity (UDA)	0
16/17 Contracted orthodontic activity (UOA)	0
Carry forward orthodontic activity (UOA)	0
Baseline contract value	£27,762.89

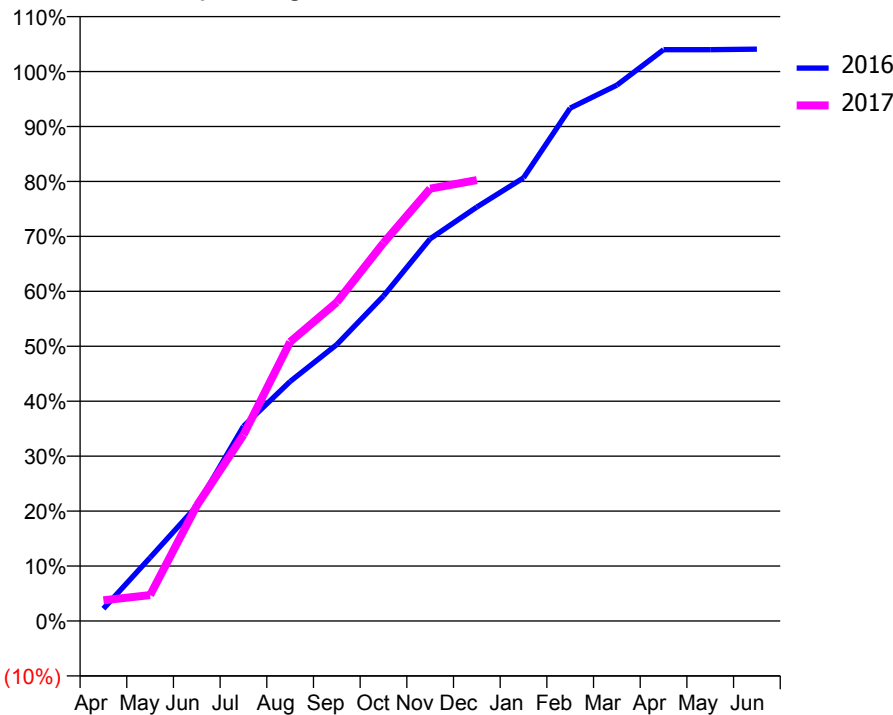
ACCESS*

Patients seen in 24 months	Total	Change since previous quarter
Quarter ending December 2015	455	
Quarter ending March 2016	457	→
Quarter ending June 2016	479	↑
Quarter ending September 2016	538	↑
Quarter ending December 2016	585	↑
Variance since December 2015	28.6%	↑



ACTIVITY

Cumulative percentage of contracted UDA delivered 2016 & 2017



Month	Adjusted Scheduled Activity (UDA)	
	2016	2017
April	26	44
May	135	55
June	245	246
July	415	396
August	510	594
September	589	679
October	692	805
November	814	921
December	881	939
January	944	
February	1,092	
March	1,141	
April	1,217	
May	1,217	
June	1,218	

QUALITY

	Quantity	Base Number	Contract	AT	Region	England
% of FP17s for the same patient ID Re-attending within 3 months - Children	18	266	6.8%	10.2%	11.9%	12.4%
% of FP17s for the same patient ID Re-attending within 3 months - Adults	39	357	10.9%	15.0%	16.5%	16.6%
% of FP17s for the same patient ID Re-attending between 3 & 9 months - Children	167	266	62.8%	61.4%	60.2%	57.5%
% of FP17s for the same patient ID Re-attending between 3 & 9 months - Adults	142	357	39.8%	53.0%	52.0%	50.4%
% of FP17s for Band 1 Urgent Courses	34	578	5.9%	8.1%	9.5%	9.1%
% of FP17s Relating to Free Repair or Replacements	1	578	0.2%	0.9%	0.7%	0.8%
% of FP17s Relating to Continuations	7	578	1.2%	1.5%	1.2%	1.3%
% of Patients satisfied with the dentistry they have received	3	3	N/A	94.0%	92.9%	92.7%
% of Patients satisfied with the time they had to wait for an appointment	2	3	N/A	89.4%	88.8%	88.8%

* This is based on patients treated on this contract for their most recent course of treatment. Figures in italics indicate the base number of FP17s or Patient Questionnaire responses are less than 100. N/A is shown where the base number of responses is less than 10 during the period. % is calculated as Quantity/Base number*100

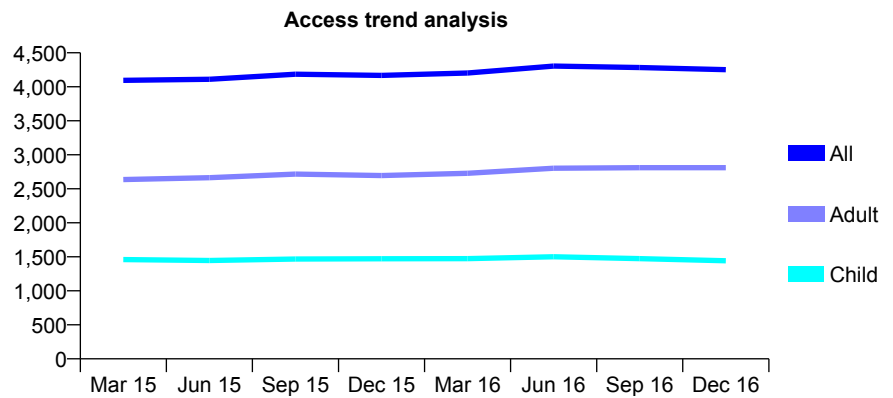
Q65 - Vital Signs At a Glance Contract Report for 146706/0001 - December 2016

Name or company name	Coly House Ltd
Contract type name	GDS Contract
Purpose of contract	General
Contract start date	01/04/2010
Contract end date	

16/17 Contracted general activity (UDA)	10,000
Carry forward general activity (UDA)	0
16/17 Contracted orthodontic activity (UOA)	0
Carry forward orthodontic activity (UOA)	0
Baseline contract value	£220,322.23

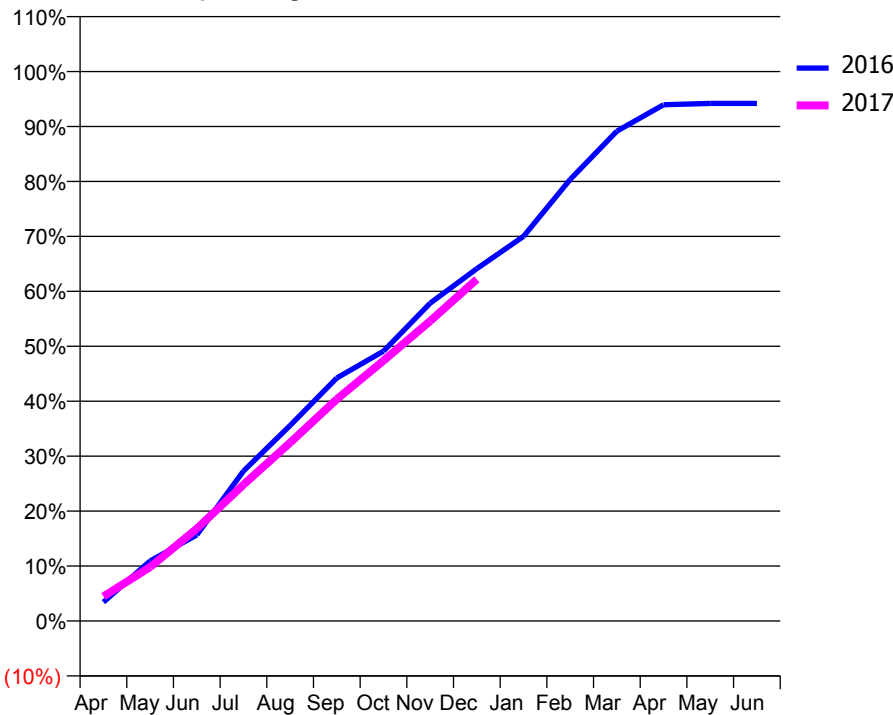
ACCESS*

Patients seen in 24 months	Total	Change since previous quarter
Quarter ending December 2015	4,168	
Quarter ending March 2016	4,202	→
Quarter ending June 2016	4,304	↑
Quarter ending September 2016	4,284	→
Quarter ending December 2016	4,252	→
Variance since December 2015	2.0%	↑



ACTIVITY

Cumulative percentage of contracted UDA delivered 2016 & 2017



Month	Adjusted Scheduled Activity (UDA)	
	2016	2017
April	344	447
May	1,092	982
June	1,566	1,679
July	2,730	2,482
August	3,558	3,245
September	4,424	4,037
October	4,911	4,738
November	5,784	5,460
December	6,412	6,217
January	7,001	
February	8,036	
March	8,913	
April	9,395	
May	9,419	
June	9,419	

QUALITY

	Quantity	Base Number	Contract	AT	Region	England
% of FP17s for the same patient ID Re-attending within 3 months - Children	134	1,756	7.6%	10.2%	11.9%	12.4%
% of FP17s for the same patient ID Re-attending within 3 months - Adults	432	2,906	14.9%	15.0%	16.5%	16.6%
% of FP17s for the same patient ID Re-attending between 3 & 9 months - Children	1,211	1,756	69.0%	61.4%	60.2%	57.5%
% of FP17s for the same patient ID Re-attending between 3 & 9 months - Adults	1,780	2,906	61.3%	53.0%	52.0%	50.4%
% of FP17s for Band 1 Urgent Courses	201	3,527	5.7%	8.1%	9.5%	9.1%
% of FP17s Relating to Free Repair or Replacements	52	3,527	1.5%	0.9%	0.7%	0.8%
% of FP17s Relating to Continuations	63	3,527	1.8%	1.5%	1.2%	1.3%
% of Patients satisfied with the dentistry they have received	9	9	N/A	94.0%	92.9%	92.7%
% of Patients satisfied with the time they had to wait for an appointment	7	9	N/A	89.4%	88.8%	88.8%

* This is based on patients treated on this contract for their most recent course of treatment. Figures in italics indicate the base number of FP17s or Patient Questionnaire responses are less than 100. N/A is shown where the base number of responses is less than 10 during the period. % is calculated as Quantity/Base number*100

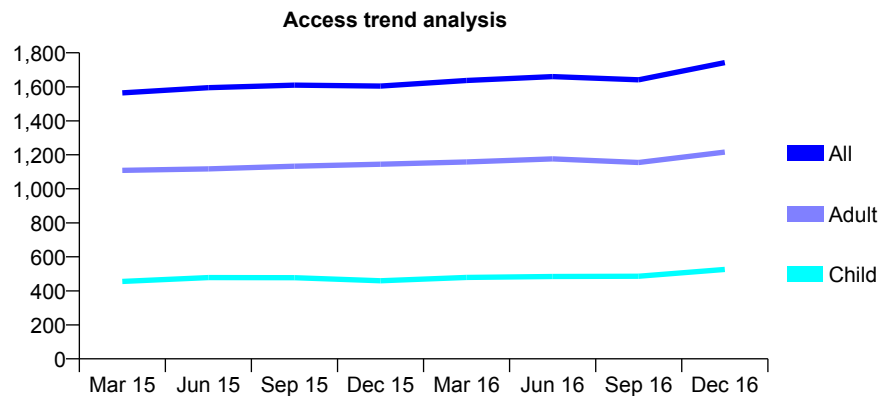
Q65 - Vital Signs At a Glance Contract Report for 148172/0001 - December 2016

Name or company name	Stokes Lane Dental Practice
Contract type name	GDS Contract
Purpose of contract	General
Contract start date	01/04/2011
Contract end date	

16/17 Contracted general activity (UDA)	5,819
Carry forward general activity (UDA)	0
16/17 Contracted orthodontic activity (UOA)	0
Carry forward orthodontic activity (UOA)	0
Baseline contract value	£125,207.03

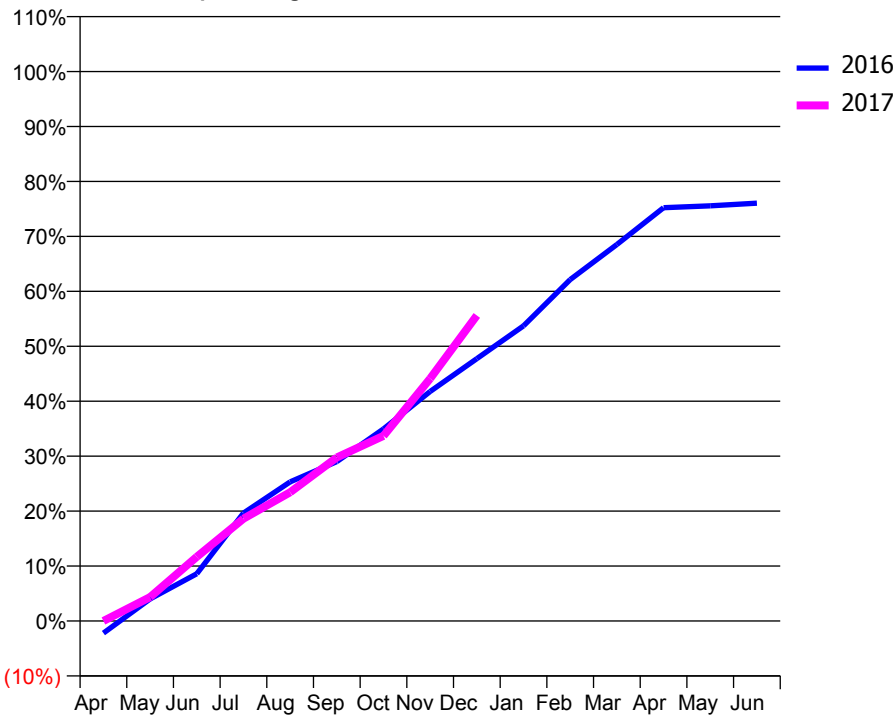
ACCESS*

Patients seen in 24 months	Total	Change since previous quarter
Quarter ending December 2015	1,604	
Quarter ending March 2016	1,637	↑
Quarter ending June 2016	1,660	→
Quarter ending September 2016	1,641	↓
Quarter ending December 2016	1,742	↑
Variance since December 2015	8.6%	↑



ACTIVITY

Cumulative percentage of contracted UDA delivered 2016 & 2017



Month	Adjusted Scheduled Activity (UDA)	
	2016	2017
April	-130	0
May	233	254
June	501	680
July	1,143	1,084
August	1,473	1,363
September	1,688	1,731
October	2,034	1,961
November	2,430	2,568
December	2,778	3,236
January	3,125	
February	3,616	
March	3,988	
April	4,377	
May	4,397	
June	4,425	

QUALITY

	Quantity	Base Number	Contract	AT	Region	England
% of FP17s for the same patient ID Re-attending within 3 months - Children	36	591	6.1%	10.2%	11.9%	12.4%
% of FP17s for the same patient ID Re-attending within 3 months - Adults	240	1,489	16.1%	15.0%	16.5%	16.6%
% of FP17s for the same patient ID Re-attending between 3 & 9 months - Children	325	591	55.0%	61.4%	60.2%	57.5%
% of FP17s for the same patient ID Re-attending between 3 & 9 months - Adults	837	1,489	56.2%	53.0%	52.0%	50.4%
% of FP17s for Band 1 Urgent Courses	109	1,823	6.0%	8.1%	9.5%	9.1%
% of FP17s Relating to Free Repair or Replacements	22	1,823	1.2%	0.9%	0.7%	0.8%
% of FP17s Relating to Continuations	12	1,823	0.7%	1.5%	1.2%	1.3%
% of Patients satisfied with the dentistry they have received	7	9	N/A	94.0%	92.9%	92.7%
% of Patients satisfied with the time they had to wait for an appointment	9	9	N/A	89.4%	88.8%	88.8%

* This is based on patients treated on this contract for their most recent course of treatment. Figures in italics indicate the base number of FP17s or Patient Questionnaire responses are less than 100. N/A is shown where the base number of responses is less than 10 during the period. % is calculated as Quantity/Base number*100

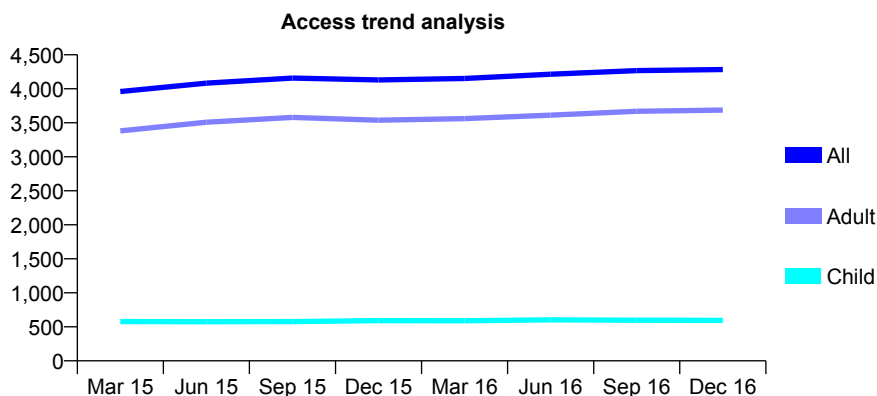
Q65 - Vital Signs At a Glance Contract Report for 151416/0001 - December 2016

Name or company name	Holloway House Dental Surgery
Contract type name	GDS Contract
Purpose of contract	General
Contract start date	01/09/2013
Contract end date	

16/17 Contracted general activity (UDA)	16,000
Carry forward general activity (UDA)	-13
16/17 Contracted orthodontic activity (UOA)	0
Carry forward orthodontic activity (UOA)	0
Baseline contract value	£340,723.01

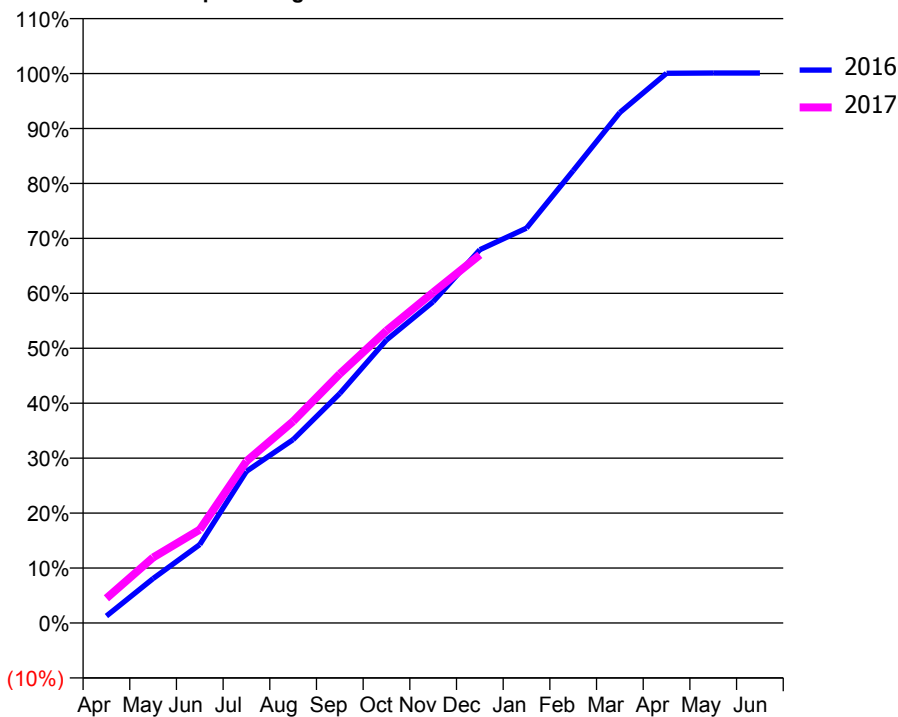
ACCESS*

Patients seen in 24 months	Total	Change since previous quarter
Quarter ending December 2015	4,130	
Quarter ending March 2016	4,152	→
Quarter ending June 2016	4,215	→
Quarter ending September 2016	4,267	→
Quarter ending December 2016	4,284	→
Variance since December 2015	3.7%	↑



ACTIVITY

Cumulative percentage of contracted UDA delivered 2016 & 2017



Month	Adjusted Scheduled Activity (UDA)	
	2016	2017
April	204	720
May	1,295	1,908
June	2,285	2,720
July	4,416	4,712
August	5,342	5,873
September	6,684	7,254
October	8,242	8,514
November	9,355	9,627
December	10,868	10,718
January	11,500	
February	13,173	
March	14,866	
April	16,007	
May	16,013	
June	16,013	

QUALITY

	Quantity	Base Number	Contract	AT	Region	England
% of FP17s for the same patient ID Re-attending within 3 months - Children	50	617	8.1%	10.2%	11.9%	12.4%
% of FP17s for the same patient ID Re-attending within 3 months - Adults	721	4,017	17.9%	15.0%	16.5%	16.6%
% of FP17s for the same patient ID Re-attending between 3 & 9 months - Children	285	617	46.2%	61.4%	60.2%	57.5%
% of FP17s for the same patient ID Re-attending between 3 & 9 months - Adults	2,035	4,017	50.7%	53.0%	52.0%	50.4%
% of FP17s for Band 1 Urgent Courses	493	4,310	11.4%	8.1%	9.5%	9.1%
% of FP17s Relating to Free Repair or Replacements	83	4,310	1.9%	0.9%	0.7%	0.8%
% of FP17s Relating to Continuations	89	4,310	2.1%	1.5%	1.2%	1.3%
% of Patients satisfied with the dentistry they have received	18	18	100.0%	94.0%	92.9%	92.7%
% of Patients satisfied with the time they had to wait for an appointment	16	18	88.9%	89.4%	88.8%	88.8%

* This is based on patients treated on this contract for their most recent course of treatment. Figures in italics indicate the base number of FP17s or Patient Questionnaire responses are less than 100. N/A is shown where the base number of responses is less than 10 during the period. % is calculated as Quantity/Base number*100

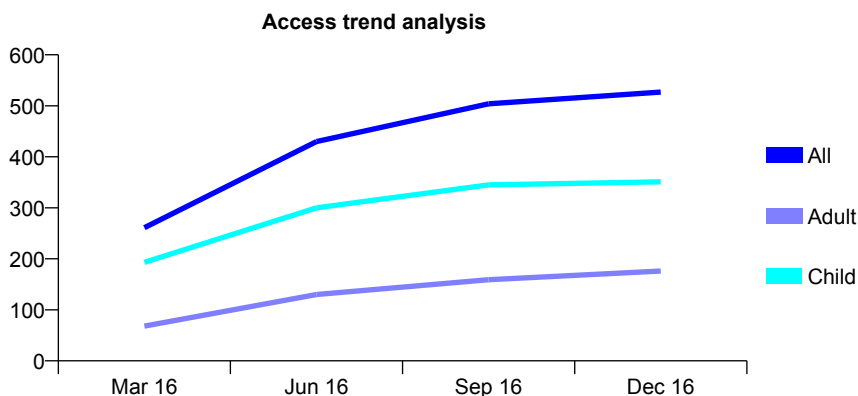
Q65 - Vital Signs At a Glance Contract Report for 152277/0001 - December 2016

Name or company name	Myridakis and Myridaki
Contract type name	GDS Contract
Purpose of contract	General
Contract start date	17/12/2015
Contract end date	

16/17 Contracted general activity (UDA)	1,800
Carry forward general activity (UDA)	0
16/17 Contracted orthodontic activity (UOA)	0
Carry forward orthodontic activity (UOA)	0
Baseline contract value	£38,309.55

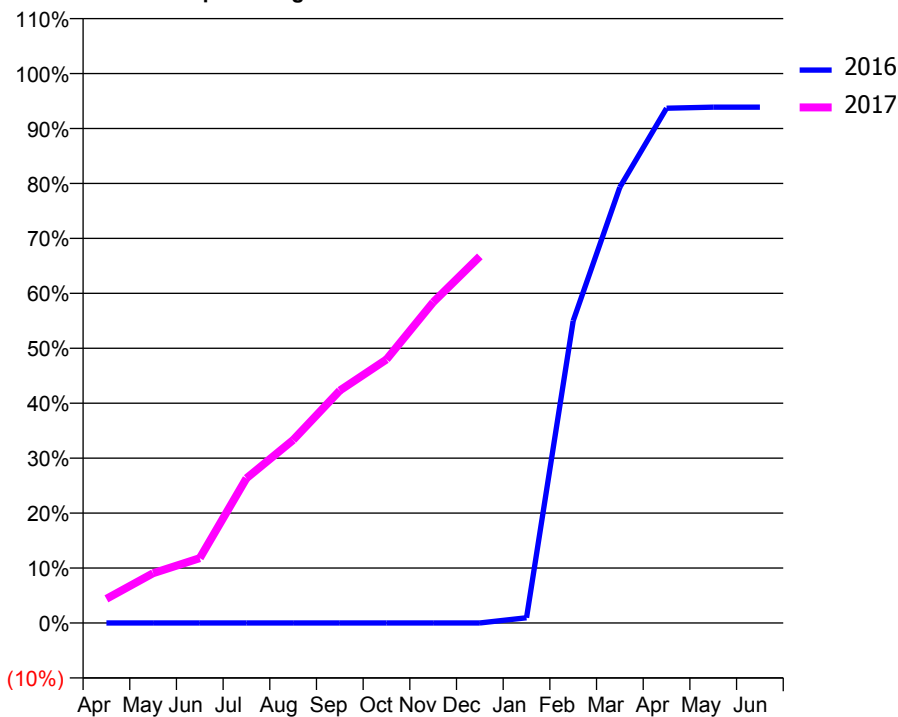
ACCESS*

Patients seen in 24 months	Total	Change since previous quarter
Quarter ending December 2015	0	
Quarter ending March 2016	261	
Quarter ending June 2016	430	↑
Quarter ending September 2016	504	↑
Quarter ending December 2016	527	↑
Variance since December 2015	N/A	



ACTIVITY

Cumulative percentage of contracted UDA delivered 2016 & 2017



Adjusted Scheduled Activity (UDA)

Month	2016	2017
April	0	79
May	0	163
June	0	213
July	0	474
August	0	599
September	0	762
October	0	863
November	0	1,051
December	0	1,201
January	5	
February	288	
March	415	
April	490	
May	491	
June	491	

QUALITY

	Quantity	Base Number	Contract	AT	Region	England
% of FP17s for the same patient ID Re-attending within 3 months - Children	37	463	8.0%	10.2%	11.9%	12.4%
% of FP17s for the same patient ID Re-attending within 3 months - Adults	33	215	15.3%	15.0%	16.5%	16.6%
% of FP17s for the same patient ID Re-attending between 3 & 9 months - Children	201	463	43.4%	61.4%	60.2%	57.5%
% of FP17s for the same patient ID Re-attending between 3 & 9 months - Adults	70	215	32.6%	53.0%	52.0%	50.4%
% of FP17s for Band 1 Urgent Courses	20	640	3.1%	8.1%	9.5%	9.1%
% of FP17s Relating to Free Repair or Replacements	0	640	0.0%	0.9%	0.7%	0.8%
% of FP17s Relating to Continuations	0	640	0.0%	1.5%	1.2%	1.3%
% of Patients satisfied with the dentistry they have received	2	2	N/A	94.0%	92.9%	92.7%
% of Patients satisfied with the time they had to wait for an appointment	2	2	N/A	89.4%	88.8%	88.8%

* This is based on patients treated on this contract for their most recent course of treatment. Figures in italics indicate the base number of FP17s or Patient Questionnaire responses are less than 100. N/A is shown where the base number of responses is less than 10 during the period. % is calculated as Quantity/Base number*100

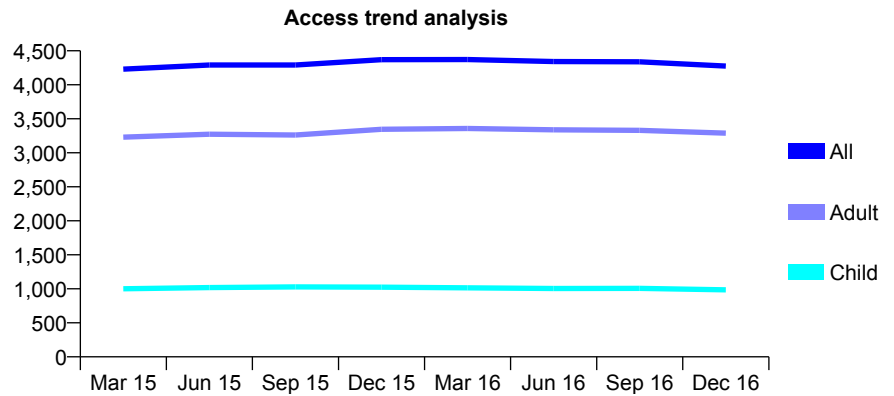
Q65 - Vital Signs At a Glance Contract Report for 153753/0001 - December 2016

Name or company name	Redland Park DS Ltd
Contract type name	GDS Contract
Purpose of contract	General
Contract start date	01/04/2011
Contract end date	

16/17 Contracted general activity (UDA)	8,224
Carry forward general activity (UDA)	-153
16/17 Contracted orthodontic activity (UOA)	0
Carry forward orthodontic activity (UOA)	0
Baseline contract value	£308,087.11

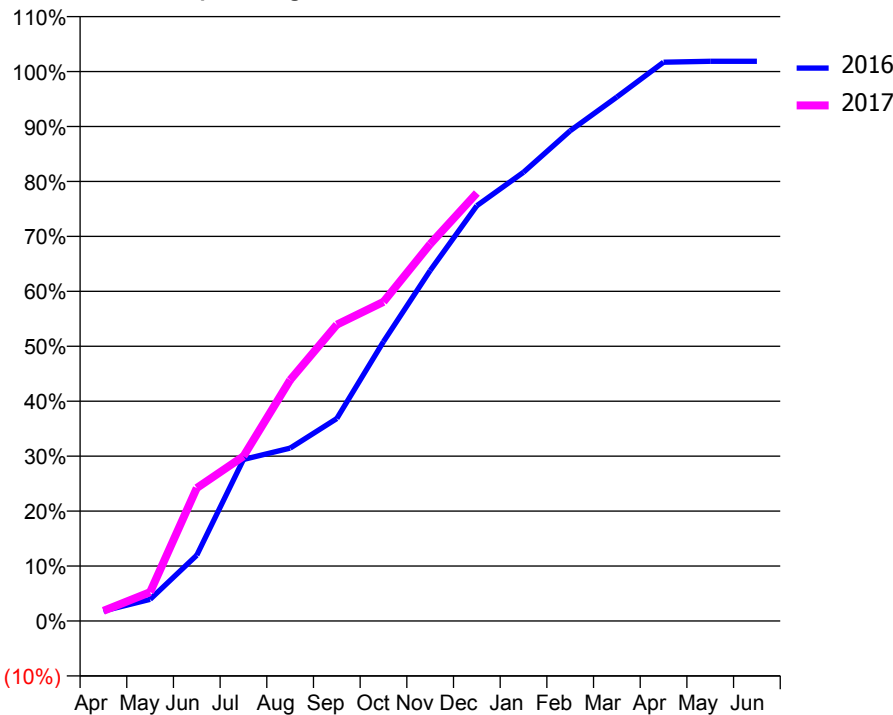
ACCESS*

Patients seen in 24 months	Total	Change since previous quarter
Quarter ending December 2015	4,370	
Quarter ending March 2016	4,371	→
Quarter ending June 2016	4,343	→
Quarter ending September 2016	4,338	→
Quarter ending December 2016	4,275	↓
Variance since December 2015	(2.2%)	↓



ACTIVITY

Cumulative percentage of contracted UDA delivered 2016 & 2017



Month	Adjusted Scheduled Activity (UDA)	
	2016	2017
April	150	153
May	324	432
June	984	1,990
July	2,418	2,467
August	2,588	3,607
September	3,031	4,436
October	4,181	4,777
November	5,246	5,640
December	6,216	6,406
January	6,717	
February	7,337	
March	7,843	
April	8,364	
May	8,376	
June	8,377	

QUALITY

	Quantity	Base Number	Contract	AT	Region	England
% of FP17s for the same patient ID Re-attending within 3 months - Children	67	1,012	6.6%	10.2%	11.9%	12.4%
% of FP17s for the same patient ID Re-attending within 3 months - Adults	469	3,295	14.2%	15.0%	16.5%	16.6%
% of FP17s for the same patient ID Re-attending between 3 & 9 months - Children	656	1,012	64.8%	61.4%	60.2%	57.5%
% of FP17s for the same patient ID Re-attending between 3 & 9 months - Adults	1,539	3,295	46.7%	53.0%	52.0%	50.4%
% of FP17s for Band 1 Urgent Courses	601	3,598	16.7%	8.1%	9.5%	9.1%
% of FP17s Relating to Free Repair or Replacements	20	3,598	0.6%	0.9%	0.7%	0.8%
% of FP17s Relating to Continuations	18	3,598	0.5%	1.5%	1.2%	1.3%
% of Patients satisfied with the dentistry they have received	22	23	95.7%	94.0%	92.9%	92.7%
% of Patients satisfied with the time they had to wait for an appointment	22	23	95.7%	89.4%	88.8%	88.8%

* This is based on patients treated on this contract for their most recent course of treatment. Figures in italics indicate the base number of FP17s or Patient Questionnaire responses are less than 100. N/A is shown where the base number of responses is less than 10 during the period. % is calculated as Quantity/Base number*100

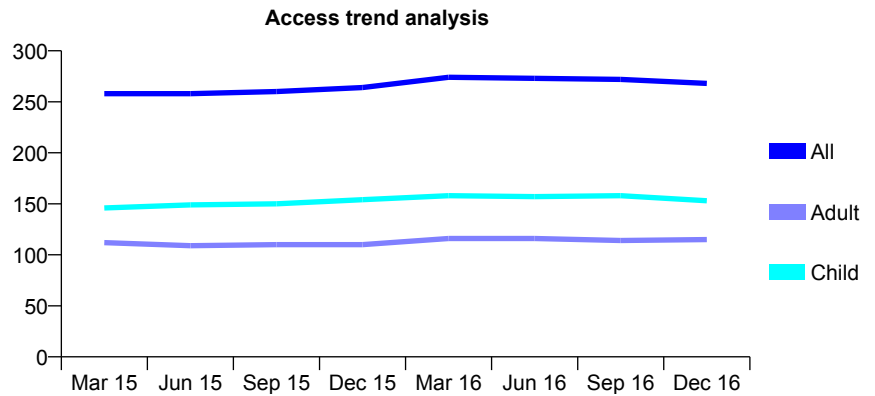
Q65 - Vital Signs At a Glance Contract Report for 154091/0001 - December 2016

Name or company name	RCST Ltd
Contract type name	GDS Contract
Purpose of contract	General
Contract start date	01/10/2012
Contract end date	

16/17 Contracted general activity (UDA)	616
Carry forward general activity (UDA)	-4
16/17 Contracted orthodontic activity (UOA)	0
Carry forward orthodontic activity (UOA)	0
Baseline contract value	£14,351.83

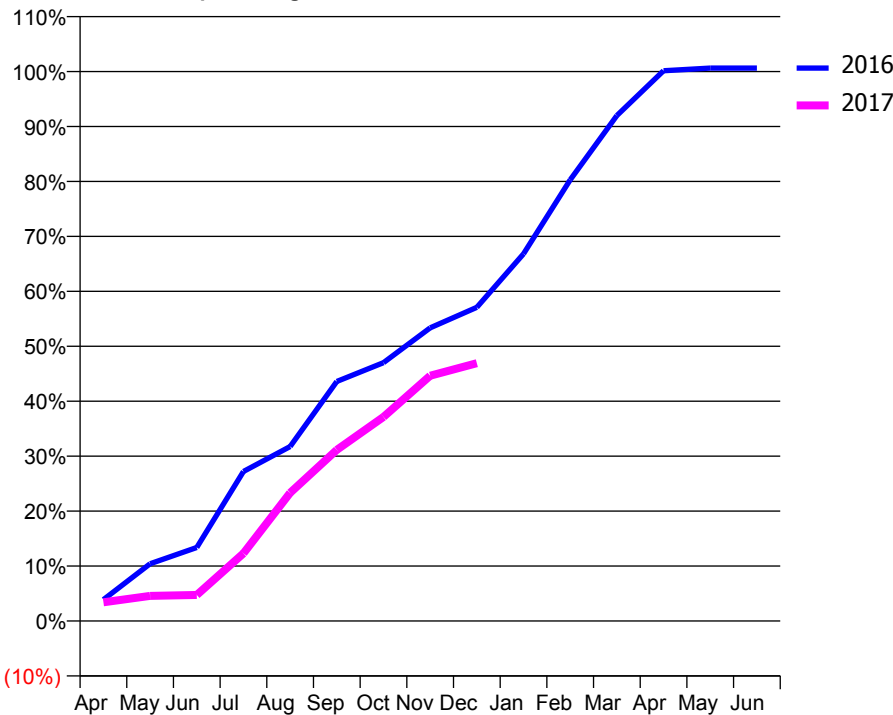
ACCESS*

Patients seen in 24 months	Total	Change since previous quarter
Quarter ending December 2015	264	
Quarter ending March 2016	274	↑
Quarter ending June 2016	273	→
Quarter ending September 2016	272	→
Quarter ending December 2016	268	↓
Variance since December 2015	1.5%	→



ACTIVITY

Cumulative percentage of contracted UDA delivered 2016 & 2017



Month	Adjusted Scheduled Activity (UDA)	
	2016	2017
April	24	21
May	64	28
June	82	29
July	168	76
August	196	144
September	269	192
October	290	229
November	329	275
December	352	289
January	412	
February	495	
March	567	
April	617	
May	620	
June	620	

QUALITY

	Quantity	Base Number	Contract	AT	Region	England
% of FP17s for the same patient ID Re-attending within 3 months - Children	10	171	5.8%	10.2%	11.9%	12.4%
% of FP17s for the same patient ID Re-attending within 3 months - Adults	2	83	2.4%	15.0%	16.5%	16.6%
% of FP17s for the same patient ID Re-attending between 3 & 9 months - Children	128	171	74.9%	61.4%	60.2%	57.5%
% of FP17s for the same patient ID Re-attending between 3 & 9 months - Adults	37	83	44.6%	53.0%	52.0%	50.4%
% of FP17s for Band 1 Urgent Courses	5	224	2.2%	8.1%	9.5%	9.1%
% of FP17s Relating to Free Repair or Replacements	0	224	0.0%	0.9%	0.7%	0.8%
% of FP17s Relating to Continuations	0	224	0.0%	1.5%	1.2%	1.3%
% of Patients satisfied with the dentistry they have received	0	0	N/A	94.0%	92.9%	92.7%
% of Patients satisfied with the time they had to wait for an appointment	0	0	N/A	89.4%	88.8%	88.8%

* This is based on patients treated on this contract for their most recent course of treatment. Figures in italics indicate the base number of FP17s or Patient Questionnaire responses are less than 100. N/A is shown where the base number of responses is less than 10 during the period. % is calculated as Quantity/Base number*100

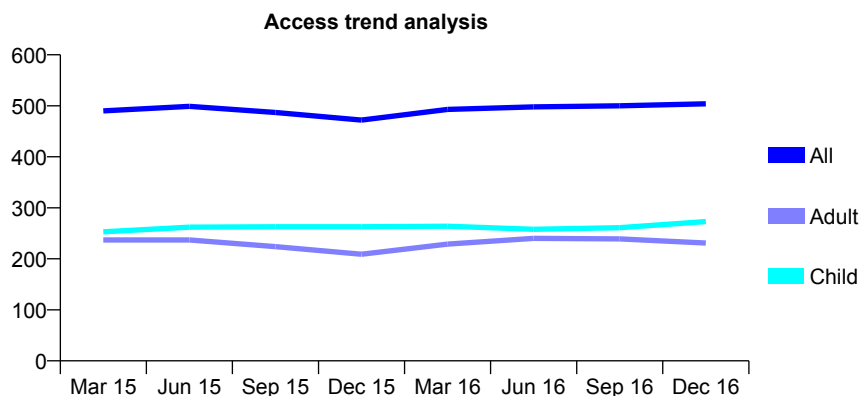
Q65 - Vital Signs At a Glance Contract Report for 158151/0001 - December 2016

Name or company name	The Dental Touch
Contract type name	GDS Contract
Purpose of contract	General
Contract start date	28/02/2011
Contract end date	

16/17 Contracted general activity (UDA)	1,156
Carry forward general activity (UDA)	-23
16/17 Contracted orthodontic activity (UOA)	0
Carry forward orthodontic activity (UOA)	0
Baseline contract value	£31,318.01

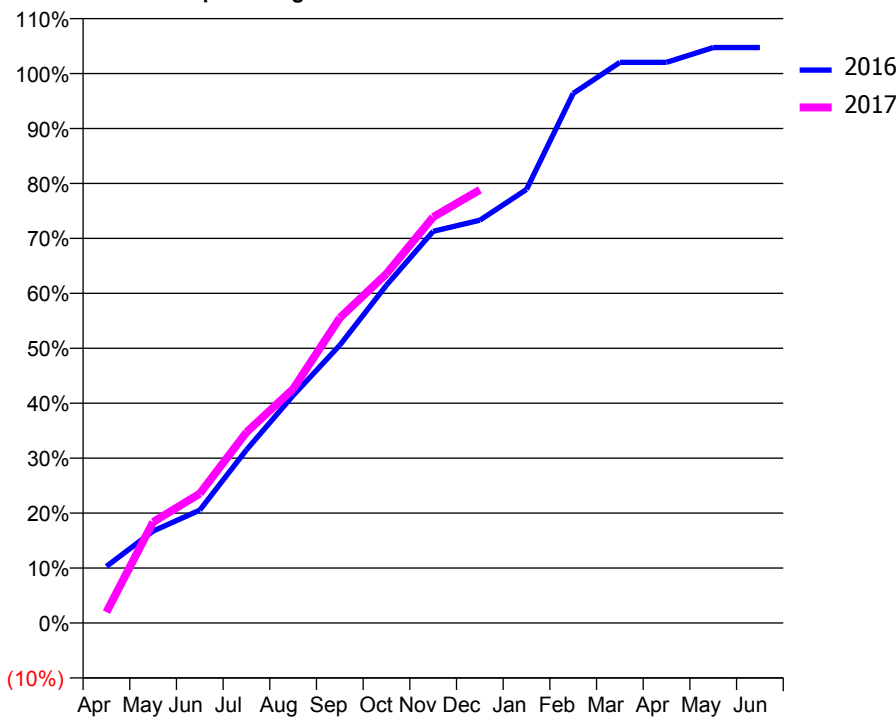
ACCESS*

Patients seen in 24 months	Total	Change since previous quarter
Quarter ending December 2015	472	
Quarter ending March 2016	493	↑
Quarter ending June 2016	498	→
Quarter ending September 2016	500	→
Quarter ending December 2016	504	→
Variance since December 2015	6.8%	↑



ACTIVITY

Cumulative percentage of contracted UDA delivered 2016 & 2017



Adjusted Scheduled Activity (UDA)

Month	2016	2017
April	119	23
May	193	213
June	238	272
July	364	401
August	479	493
September	584	642
October	711	735
November	824	854
December	847	911
January	912	
February	1,114	
March	1,180	
April	1,180	
May	1,211	
June	1,211	

QUALITY

	Quantity	Base Number	Contract	AT	Region	England
% of FP17s for the same patient ID Re-attending within 3 months - Children	39	308	12.7%	10.2%	11.9%	12.4%
% of FP17s for the same patient ID Re-attending within 3 months - Adults	13	169	7.7%	15.0%	16.5%	16.6%
% of FP17s for the same patient ID Re-attending between 3 & 9 months - Children	186	308	60.4%	61.4%	60.2%	57.5%
% of FP17s for the same patient ID Re-attending between 3 & 9 months - Adults	61	169	36.1%	53.0%	52.0%	50.4%
% of FP17s for Band 1 Urgent Courses	26	460	5.7%	8.1%	9.5%	9.1%
% of FP17s Relating to Free Repair or Replacements	0	460	0.0%	0.9%	0.7%	0.8%
% of FP17s Relating to Continuations	11	460	2.4%	1.5%	1.2%	1.3%
% of Patients satisfied with the dentistry they have received	0	0	N/A	94.0%	92.9%	92.7%
% of Patients satisfied with the time they had to wait for an appointment	0	0	N/A	89.4%	88.8%	88.8%

* This is based on patients treated on this contract for their most recent course of treatment. Figures in italics indicate the base number of FP17s or Patient Questionnaire responses are less than 100. N/A is shown where the base number of responses is less than 10 during the period. % is calculated as Quantity/Base number*100

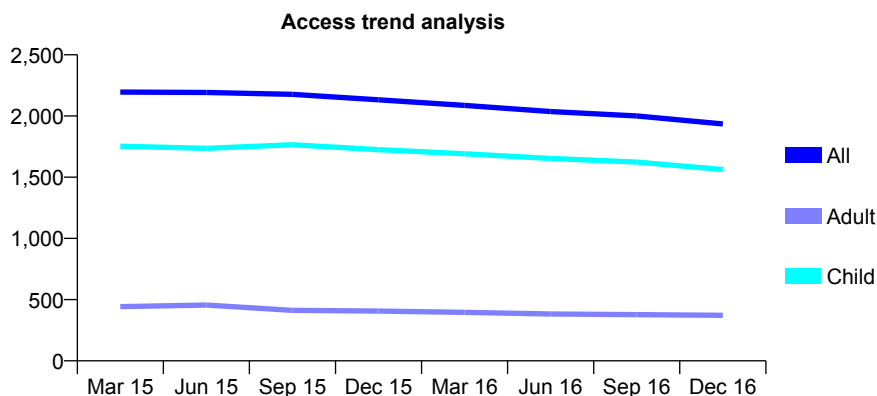
Q65 - Vital Signs At a Glance Contract Report for 159808/0001 - December 2016

Name or company name	Redland Dental Practice
Contract type name	GDS Contract
Purpose of contract	General
Contract start date	01/04/2006
Contract end date	

16/17 Contracted general activity (UDA)	5,000
Carry forward general activity (UDA)	0
16/17 Contracted orthodontic activity (UOA)	0
Carry forward orthodontic activity (UOA)	0
Baseline contract value	£123,405.48

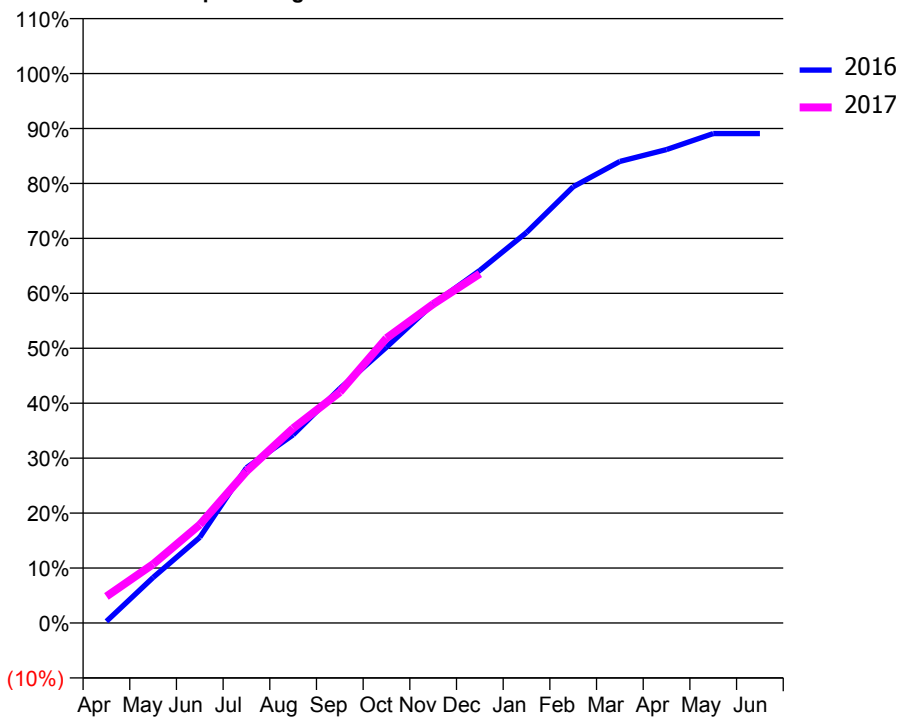
ACCESS*

Patients seen in 24 months	Total	Change since previous quarter
Quarter ending December 2015	2,132	
Quarter ending March 2016	2,087	↓
Quarter ending June 2016	2,036	↓
Quarter ending September 2016	2,001	↓
Quarter ending December 2016	1,935	↓
Variance since December 2015	(9.2%)	↓



ACTIVITY

Cumulative percentage of contracted UDA delivered 2016 & 2017



Month	Adjusted Scheduled Activity (UDA)	
	2016	2017
April	15	242
May	415	536
June	780	895
July	1,413	1,380
August	1,713	1,772
September	2,134	2,101
October	2,510	2,592
November	2,903	2,902
December	3,208	3,179
January	3,553	
February	3,970	
March	4,199	
April	4,308	
May	4,454	
June	4,454	

QUALITY

	Quantity	Base Number	Contract	AT	Region	England
% of FP17s for the same patient ID Re-attending within 3 months - Children	150	1,866	8.0%	10.2%	11.9%	12.4%
% of FP17s for the same patient ID Re-attending within 3 months - Adults	53	247	21.5%	15.0%	16.5%	16.6%
% of FP17s for the same patient ID Re-attending between 3 & 9 months - Children	1,108	1,866	59.4%	61.4%	60.2%	57.5%
% of FP17s for the same patient ID Re-attending between 3 & 9 months - Adults	128	247	51.8%	53.0%	52.0%	50.4%
% of FP17s for Band 1 Urgent Courses	58	1,945	3.0%	8.1%	9.5%	9.1%
% of FP17s Relating to Free Repair or Replacements	0	1,945	0.0%	0.9%	0.7%	0.8%
% of FP17s Relating to Continuations	34	1,945	1.7%	1.5%	1.2%	1.3%
% of Patients satisfied with the dentistry they have received	4	4	N/A	94.0%	92.9%	92.7%
% of Patients satisfied with the time they had to wait for an appointment	4	4	N/A	89.4%	88.8%	88.8%

* This is based on patients treated on this contract for their most recent course of treatment. Figures in italics indicate the base number of FP17s or Patient Questionnaire responses are less than 100. N/A is shown where the base number of responses is less than 10 during the period. % is calculated as Quantity/Base number*100

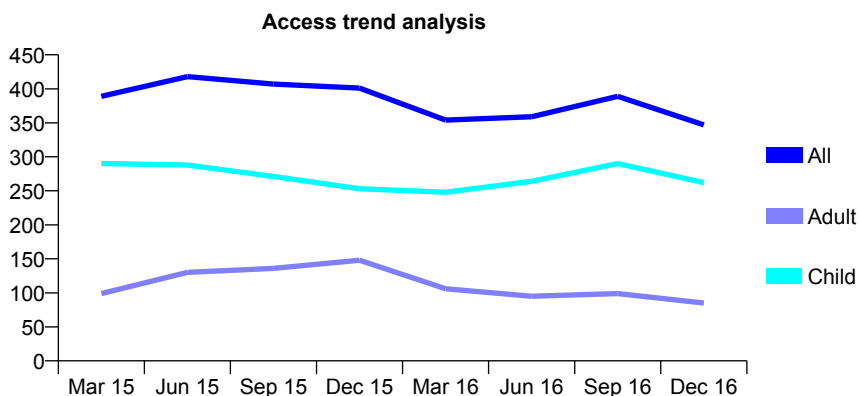
Q65 - Vital Signs At a Glance Contract Report for 161136/0001 - December 2016

Name or company name	Straight & Bright Dental LTD
Contract type name	PDS Contract
Purpose of contract	General and Orthodontic
Contract start date	01/04/2011
Contract end date	31/03/2021

16/17 Contracted general activity (UDA)	388
Carry forward general activity (UDA)	0
16/17 Contracted orthodontic activity (UOA)	6,957
Carry forward orthodontic activity (UOA)	0
Baseline contract value	£503,028.94

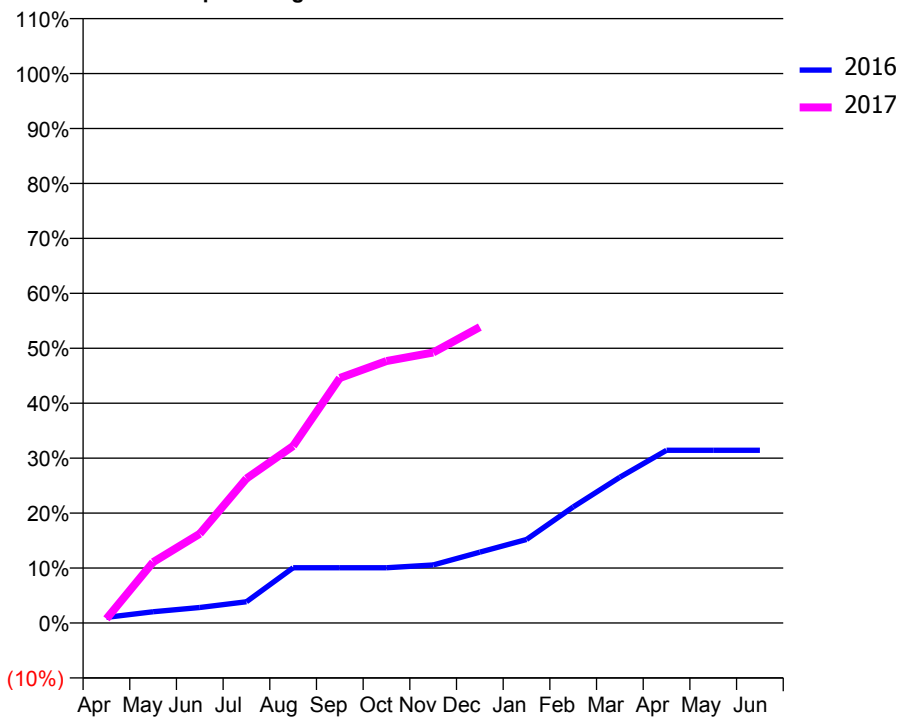
ACCESS*

Patients seen in 24 months	Total	Change since previous quarter
Quarter ending December 2015	401	
Quarter ending March 2016	354	↓
Quarter ending June 2016	359	→
Quarter ending September 2016	389	↑
Quarter ending December 2016	347	↓
Variance since December 2015	(13.5%)	↓



ACTIVITY

Cumulative percentage of contracted UDA delivered 2016 & 2017



Month	Adjusted Scheduled Activity (UDA)	
	2016	2017
April	4	3
May	8	43
June	11	63
July	15	102
August	39	125
September	39	173
October	39	185
November	41	191
December	50	209
January	59	
February	82	
March	103	
April	122	
May	122	
June	122	

QUALITY

	Quantity	Base Number	Contract	AT	Region	England
% of FP17s for the same patient ID Re-attending within 3 months - Children	47	790	5.9%	10.2%	11.9%	12.4%
% of FP17s for the same patient ID Re-attending within 3 months - Adults	3	24	12.5%	15.0%	16.5%	16.6%
% of FP17s for the same patient ID Re-attending between 3 & 9 months - Children	45	790	5.7%	61.4%	60.2%	57.5%
% of FP17s for the same patient ID Re-attending between 3 & 9 months - Adults	4	24	16.7%	53.0%	52.0%	50.4%
% of FP17s for Band 1 Urgent Courses	0	161	0.0%	8.1%	9.5%	9.1%
% of FP17s Relating to Free Repair or Replacements	0	161	0.0%	0.9%	0.7%	0.8%
% of FP17s Relating to Continuations	0	161	0.0%	1.5%	1.2%	1.3%
% of Patients satisfied with the dentistry they have received	0	0	N/A	94.0%	92.9%	92.7%
% of Patients satisfied with the time they had to wait for an appointment	0	0	N/A	89.4%	88.8%	88.8%

* This is based on patients treated on this contract for their most recent course of treatment. Figures in italics indicate the base number of FP17s or Patient Questionnaire responses are less than 100. N/A is shown where the base number of responses is less than 10 during the period. % is calculated as Quantity/Base number*100

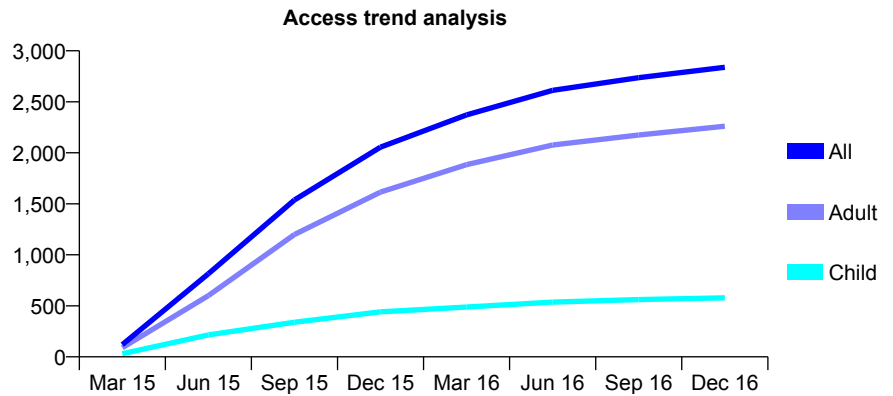
Q65 - Vital Signs At a Glance Contract Report for 162493/0001 - December 2016

Name or company name	Honeycomb Dental Clinic
Contract type name	GDS Contract
Purpose of contract	General
Contract start date	01/03/2015
Contract end date	

16/17 Contracted general activity (UDA)	8,978
Carry forward general activity (UDA)	-125
16/17 Contracted orthodontic activity (UOA)	0
Carry forward orthodontic activity (UOA)	0
Baseline contract value	£190,839.22

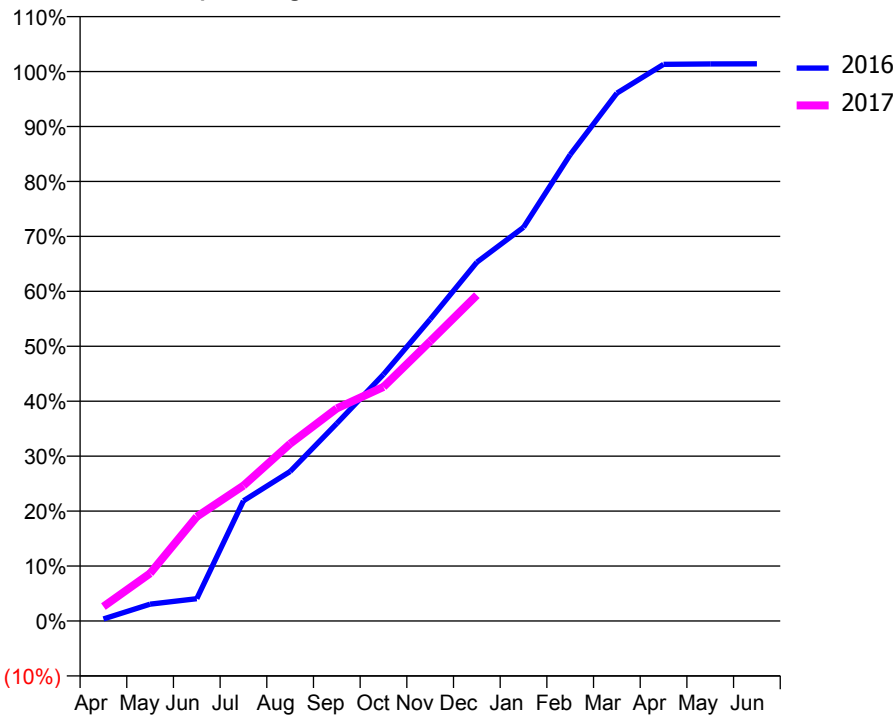
ACCESS*

Patients seen in 24 months	Total	Change since previous quarter
Quarter ending December 2015	2,056	
Quarter ending March 2016	2,372	↑
Quarter ending June 2016	2,612	↑
Quarter ending September 2016	2,736	↑
Quarter ending December 2016	2,839	↑
Variance since December 2015	38.1%	↑



ACTIVITY

Cumulative percentage of contracted UDA delivered 2016 & 2017



Month	Adjusted Scheduled Activity (UDA)	
	2016	2017
April	34	237
May	275	778
June	364	1,704
July	1,963	2,212
August	2,444	2,897
September	3,228	3,474
October	4,029	3,826
November	4,929	4,571
December	5,861	5,323
January	6,432	
February	7,620	
March	8,624	
April	9,095	
May	9,102	
June	9,103	

QUALITY

	Quantity	Base Number	Contract	AT	Region	England
% of FP17s for the same patient ID Re-attending within 3 months - Children	48	652	7.4%	10.2%	11.9%	12.4%
% of FP17s for the same patient ID Re-attending within 3 months - Adults	365	2,357	15.5%	15.0%	16.5%	16.6%
% of FP17s for the same patient ID Re-attending between 3 & 9 months - Children	395	652	60.6%	61.4%	60.2%	57.5%
% of FP17s for the same patient ID Re-attending between 3 & 9 months - Adults	1,292	2,357	54.8%	53.0%	52.0%	50.4%
% of FP17s for Band 1 Urgent Courses	217	2,774	7.8%	8.1%	9.5%	9.1%
% of FP17s Relating to Free Repair or Replacements	23	2,774	0.8%	0.9%	0.7%	0.8%
% of FP17s Relating to Continuations	11	2,774	0.4%	1.5%	1.2%	1.3%
% of Patients satisfied with the dentistry they have received	5	5	N/A	94.0%	92.9%	92.7%
% of Patients satisfied with the time they had to wait for an appointment	5	5	N/A	89.4%	88.8%	88.8%

* This is based on patients treated on this contract for their most recent course of treatment. Figures in italics indicate the base number of FP17s or Patient Questionnaire responses are less than 100. N/A is shown where the base number of responses is less than 10 during the period. % is calculated as Quantity/Base number*100

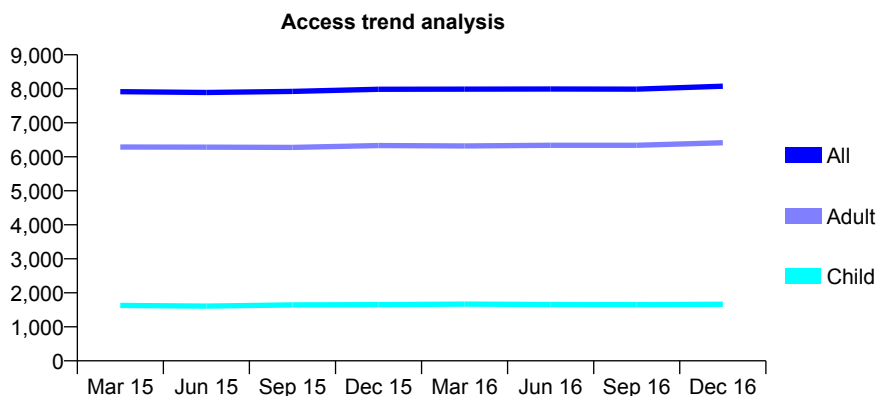
Q65 - Vital Signs At a Glance Contract Report for 163341/0001 - December 2016

Name or company name	The Ile Dental Centre Ltd
Contract type name	GDS Contract
Purpose of contract	General
Contract start date	01/05/2012
Contract end date	

16/17 Contracted general activity (UDA)	23,500
Carry forward general activity (UDA)	0
16/17 Contracted orthodontic activity (UOA)	0
Carry forward orthodontic activity (UOA)	0
Baseline contract value	£523,805.18

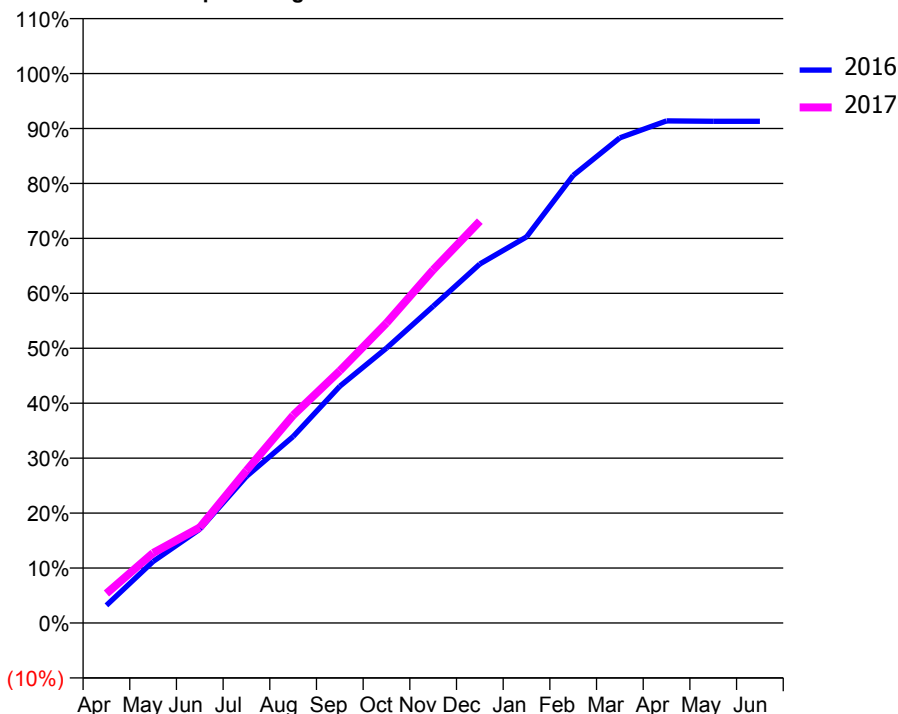
ACCESS*

Patients seen in 24 months	Total	Change since previous quarter
Quarter ending December 2015	7,985	
Quarter ending March 2016	7,989	→
Quarter ending June 2016	7,994	→
Quarter ending September 2016	7,992	→
Quarter ending December 2016	8,078	→
Variance since December 2015	1.2%	→



ACTIVITY

Cumulative percentage of contracted UDA delivered 2016 & 2017



Month	Adjusted Scheduled Activity (UDA)	
	2016	2017
April	817	1,264
May	2,859	2,994
June	4,354	4,089
July	6,805	6,524
August	8,657	8,884
September	10,985	10,789
October	12,759	12,829
November	14,700	15,106
December	16,661	17,187
January	17,916	
February	20,767	
March	22,512	
April	23,303	
May	23,281	
June	23,285	

QUALITY

	Quantity	Base Number	Contract	AT	Region	England
% of FP17s for the same patient ID Re-attending within 3 months - Children	224	2,085	10.7%	10.2%	11.9%	12.4%
% of FP17s for the same patient ID Re-attending within 3 months - Adults	1,094	7,235	15.1%	15.0%	16.5%	16.6%
% of FP17s for the same patient ID Re-attending between 3 & 9 months - Children	1,405	2,085	67.4%	61.4%	60.2%	57.5%
% of FP17s for the same patient ID Re-attending between 3 & 9 months - Adults	4,103	7,235	56.7%	53.0%	52.0%	50.4%
% of FP17s for Band 1 Urgent Courses	470	8,857	5.3%	8.1%	9.5%	9.1%
% of FP17s Relating to Free Repair or Replacements	81	8,857	0.9%	0.9%	0.7%	0.8%
% of FP17s Relating to Continuations	139	8,857	1.6%	1.5%	1.2%	1.3%
% of Patients satisfied with the dentistry they have received	11	12	91.7%	94.0%	92.9%	92.7%
% of Patients satisfied with the time they had to wait for an appointment	11	12	91.7%	89.4%	88.8%	88.8%

* This is based on patients treated on this contract for their most recent course of treatment. Figures in italics indicate the base number of FP17s or Patient Questionnaire responses are less than 100. N/A is shown where the base number of responses is less than 10 during the period. % is calculated as Quantity/Base number*100

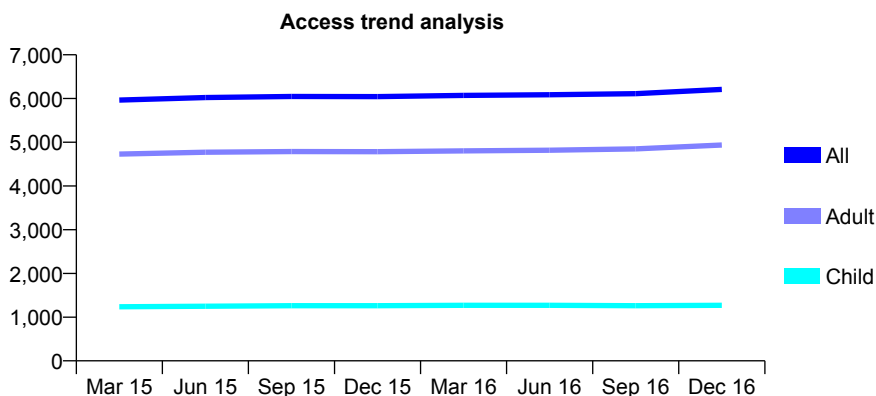
Q65 - Vital Signs At a Glance Contract Report for 163341/0002 - December 2016

Name or company name	The Ile Dental Centre Ltd
Contract type name	GDS Contract
Purpose of contract	General
Contract start date	01/05/2012
Contract end date	

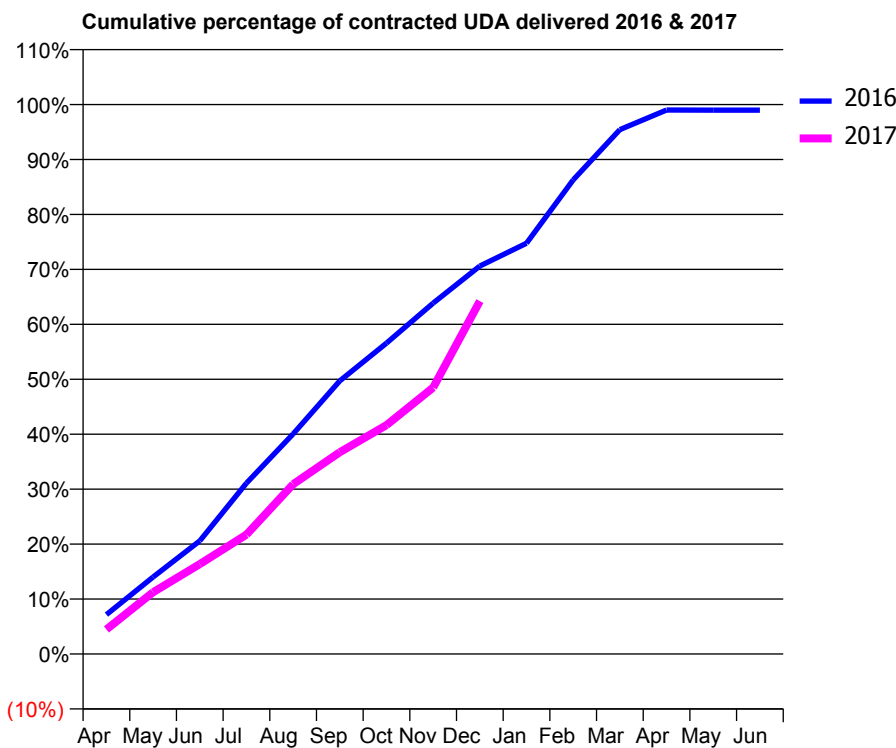
16/17 Contracted general activity (UDA)	18,675
Carry forward general activity (UDA)	193
16/17 Contracted orthodontic activity (UOA)	0
Carry forward orthodontic activity (UOA)	0
Baseline contract value	£471,510.54

ACCESS*

Patients seen in 24 months	Total	Change since previous quarter
Quarter ending December 2015	6,045	
Quarter ending March 2016	6,070	→
Quarter ending June 2016	6,088	→
Quarter ending September 2016	6,110	→
Quarter ending December 2016	6,207	→
Variance since December 2015	2.7%	↑



ACTIVITY



Month	Adjusted Scheduled Activity (UDA)	
	2016	2017
April	1,338	834
May	2,617	2,102
June	3,847	3,057
July	5,807	4,057
August	7,479	5,773
September	9,286	6,860
October	10,566	7,780
November	11,925	9,059
December	13,188	11,991
January	13,959	
February	16,114	
March	17,819	
April	18,487	
May	18,483	
June	18,482	

QUALITY

	Quantity	Base Number	Contract	AT	Region	England
% of FP17s for the same patient ID Re-attending within 3 months - Children	128	1,540	8.3%	10.2%	11.9%	12.4%
% of FP17s for the same patient ID Re-attending within 3 months - Adults	962	5,801	16.6%	15.0%	16.5%	16.6%
% of FP17s for the same patient ID Re-attending between 3 & 9 months - Children	1,039	1,540	67.5%	61.4%	60.2%	57.5%
% of FP17s for the same patient ID Re-attending between 3 & 9 months - Adults	3,328	5,801	57.4%	53.0%	52.0%	50.4%
% of FP17s for Band 1 Urgent Courses	653	6,932	9.4%	8.1%	9.5%	9.1%
% of FP17s Relating to Free Repair or Replacements	71	6,932	1.0%	0.9%	0.7%	0.8%
% of FP17s Relating to Continuations	43	6,932	0.6%	1.5%	1.2%	1.3%
% of Patients satisfied with the dentistry they have received	14	15	93.3%	94.0%	92.9%	92.7%
% of Patients satisfied with the time they had to wait for an appointment	13	15	86.7%	89.4%	88.8%	88.8%

* This is based on patients treated on this contract for their most recent course of treatment. Figures in italics indicate the base number of FP17s or Patient Questionnaire responses are less than 100. N/A is shown where the base number of responses is less than 10 during the period. % is calculated as Quantity/Base number*100

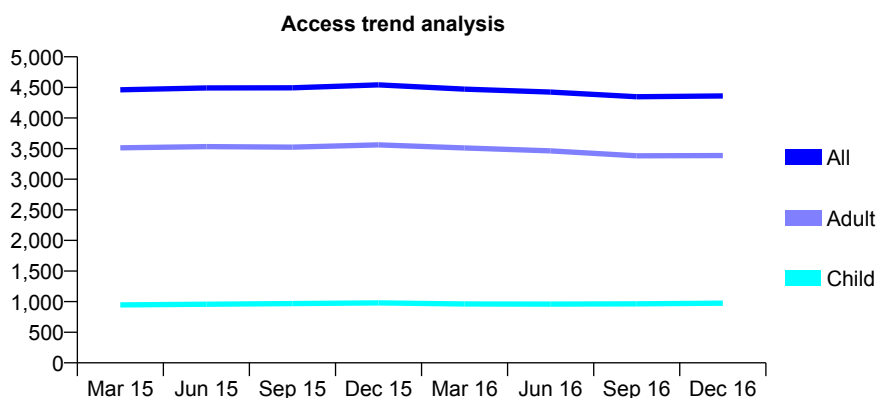
Q65 - Vital Signs At a Glance Contract Report for 163341/0003 - December 2016

Name or company name	The Ile Dental Centre Ltd
Contract type name	GDS Contract
Purpose of contract	General
Contract start date	01/05/2012
Contract end date	

16/17 Contracted general activity (UDA)	14,000
Carry forward general activity (UDA)	0
16/17 Contracted orthodontic activity (UOA)	0
Carry forward orthodontic activity (UOA)	0
Baseline contract value	£353,600.08

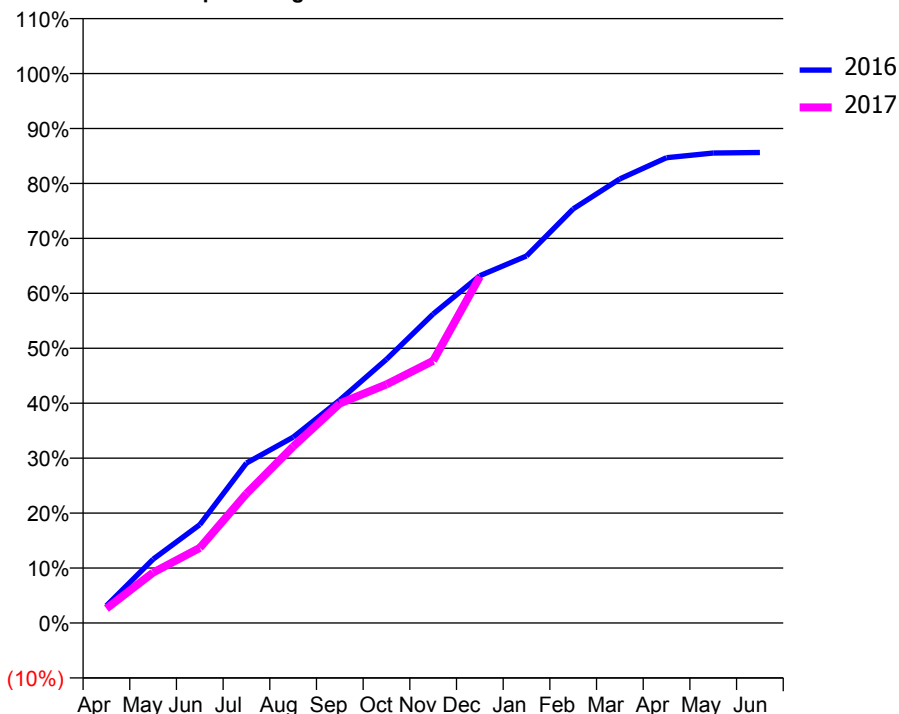
ACCESS*

Patients seen in 24 months	Total	Change since previous quarter
Quarter ending December 2015	4,541	
Quarter ending March 2016	4,472	↓
Quarter ending June 2016	4,424	↓
Quarter ending September 2016	4,347	↓
Quarter ending December 2016	4,361	→
Variance since December 2015	(4.0%)	↓



ACTIVITY

Cumulative percentage of contracted UDA delivered 2016 & 2017



Month	Adjusted Scheduled Activity (UDA)	
	2016	2017
April	441	367
May	1,624	1,285
June	2,505	1,913
July	4,074	3,298
August	4,733	4,495
September	5,682	5,592
October	6,719	6,081
November	7,874	6,682
December	8,849	8,824
January	9,350	
February	10,551	
March	11,313	
April	11,855	
May	11,973	
June	11,988	

QUALITY

	Quantity	Base Number	Contract	AT	Region	England
% of FP17s for the same patient ID Re-attending within 3 months - Children	110	1,076	10.2%	10.2%	11.9%	12.4%
% of FP17s for the same patient ID Re-attending within 3 months - Adults	580	3,779	15.3%	15.0%	16.5%	16.6%
% of FP17s for the same patient ID Re-attending between 3 & 9 months - Children	602	1,076	55.9%	61.4%	60.2%	57.5%
% of FP17s for the same patient ID Re-attending between 3 & 9 months - Adults	2,196	3,779	58.1%	53.0%	52.0%	50.4%
% of FP17s for Band 1 Urgent Courses	243	4,357	5.6%	8.1%	9.5%	9.1%
% of FP17s Relating to Free Repair or Replacements	44	4,357	1.0%	0.9%	0.7%	0.8%
% of FP17s Relating to Continuations	41	4,357	0.9%	1.5%	1.2%	1.3%
% of Patients satisfied with the dentistry they have received	5	5	N/A	94.0%	92.9%	92.7%
% of Patients satisfied with the time they had to wait for an appointment	5	5	N/A	89.4%	88.8%	88.8%

* This is based on patients treated on this contract for their most recent course of treatment. Figures in italics indicate the base number of FP17s or Patient Questionnaire responses are less than 100. N/A is shown where the base number of responses is less than 10 during the period. % is calculated as Quantity/Base number*100

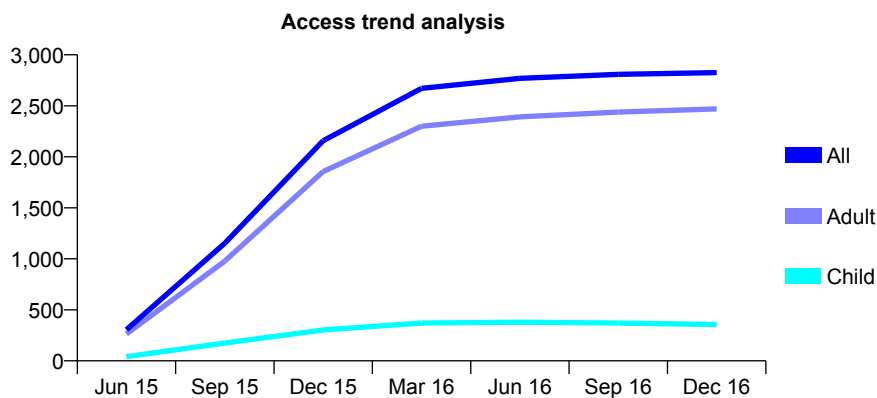
Q65 - Vital Signs At a Glance Contract Report for 165573/0001 - December 2016

Name or company name	Dentaz Limited
Contract type name	GDS Contract
Purpose of contract	General
Contract start date	01/04/2015
Contract end date	

16/17 Contracted general activity (UDA)	9,500
Carry forward general activity (UDA)	-16
16/17 Contracted orthodontic activity (UOA)	0
Carry forward orthodontic activity (UOA)	0
Baseline contract value	£234,652.35

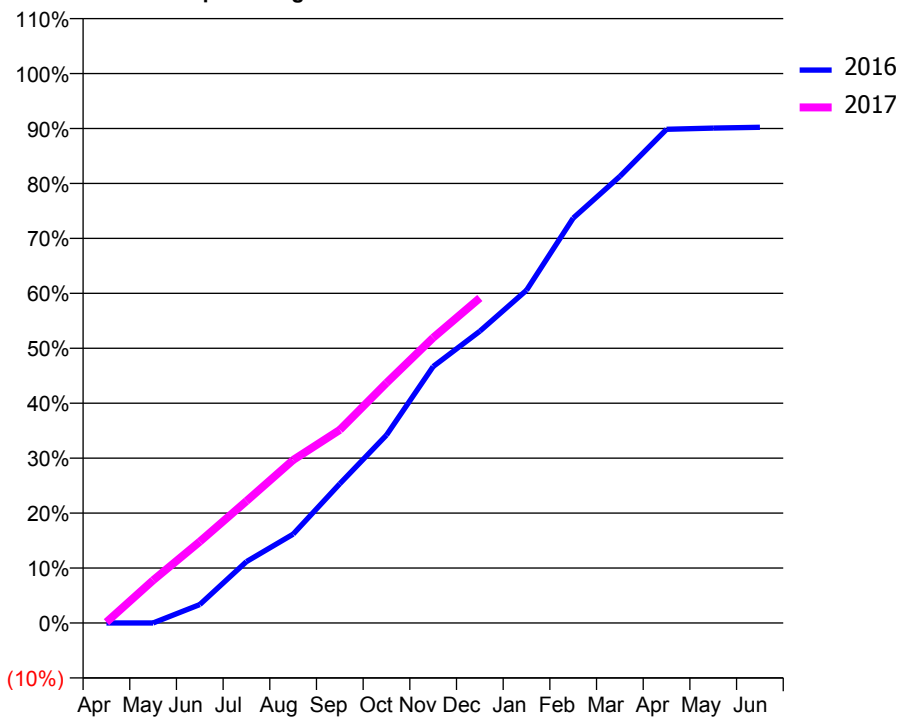
ACCESS*

Patients seen in 24 months	Total	Change since previous quarter
Quarter ending December 2015	2,158	
Quarter ending March 2016	2,671	↑
Quarter ending June 2016	2,769	↑
Quarter ending September 2016	2,808	→
Quarter ending December 2016	2,826	→
Variance since December 2015	31.0%	↑



ACTIVITY

Cumulative percentage of contracted UDA delivered 2016 & 2017



Month	Adjusted Scheduled Activity (UDA)	
	2016	2017
April	0	16
May	0	738
June	321	1,408
July	1,071	2,109
August	1,550	2,819
September	2,430	3,338
October	3,279	4,151
November	4,474	4,931
December	5,091	5,619
January	5,805	
February	7,061	
March	7,791	
April	8,612	
May	8,631	
June	8,645	

QUALITY

	Quantity	Base Number	Contract	AT	Region	England
% of FP17s for the same patient ID Re-attending within 3 months - Children	42	438	9.6%	10.2%	11.9%	12.4%
% of FP17s for the same patient ID Re-attending within 3 months - Adults	344	2,636	13.1%	15.0%	16.5%	16.6%
% of FP17s for the same patient ID Re-attending between 3 & 9 months - Children	293	438	66.9%	61.4%	60.2%	57.5%
% of FP17s for the same patient ID Re-attending between 3 & 9 months - Adults	1,494	2,636	56.7%	53.0%	52.0%	50.4%
% of FP17s for Band 1 Urgent Courses	135	2,733	4.9%	8.1%	9.5%	9.1%
% of FP17s Relating to Free Repair or Replacements	45	2,733	1.6%	0.9%	0.7%	0.8%
% of FP17s Relating to Continuations	48	2,733	1.8%	1.5%	1.2%	1.3%
% of Patients satisfied with the dentistry they have received	37	41	90.2%	94.0%	92.9%	92.7%
% of Patients satisfied with the time they had to wait for an appointment	39	41	95.1%	89.4%	88.8%	88.8%

* This is based on patients treated on this contract for their most recent course of treatment. Figures in italics indicate the base number of FP17s or Patient Questionnaire responses are less than 100. N/A is shown where the base number of responses is less than 10 during the period. % is calculated as Quantity/Base number*100

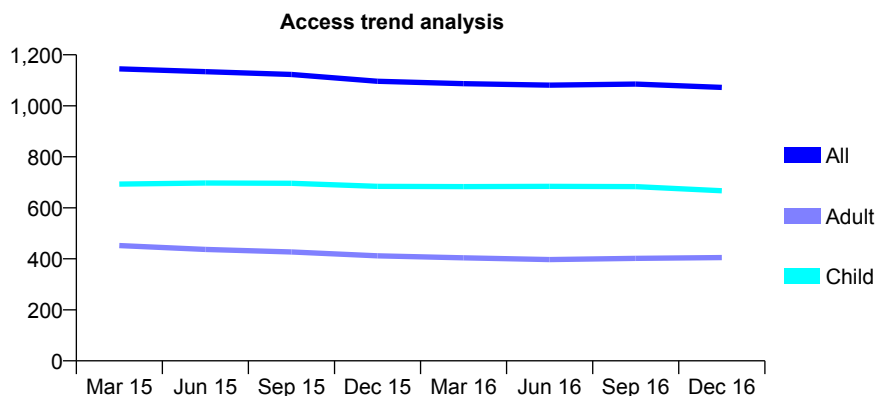
Q65 - Vital Signs At a Glance Contract Report for 167991/0001 - December 2016

Name or company name	Bridge Street Dental Centre
Contract type name	GDS Contract
Purpose of contract	General
Contract start date	01/04/2009
Contract end date	

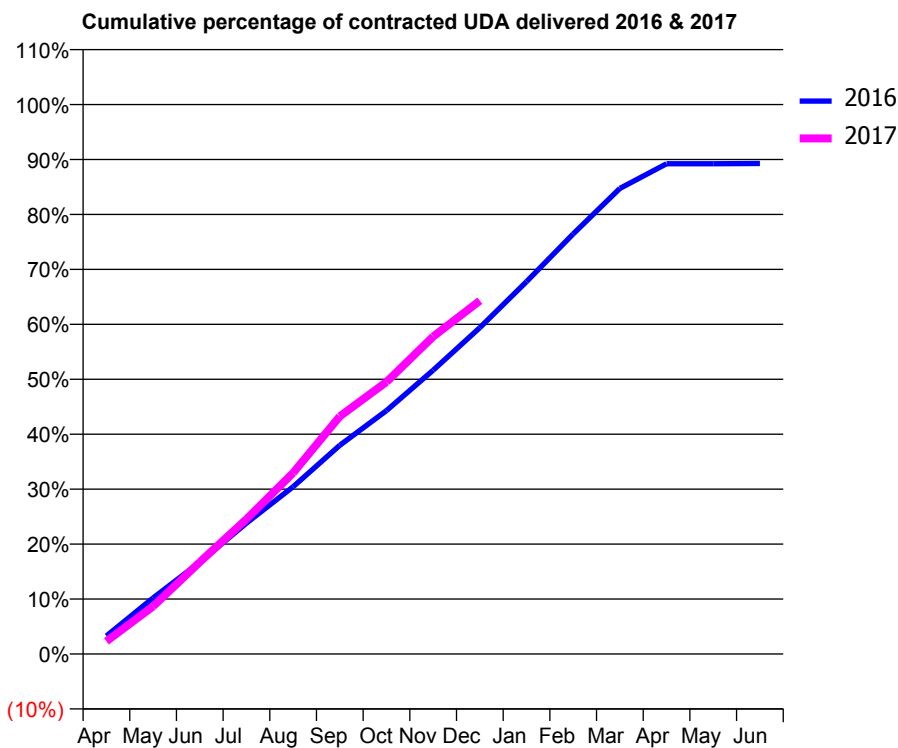
16/17 Contracted general activity (UDA)	2,675
Carry forward general activity (UDA)	0
16/17 Contracted orthodontic activity (UOA)	0
Carry forward orthodontic activity (UOA)	0
Baseline contract value	£57,383.40

ACCESS*

Patients seen in 24 months	Total	Change since previous quarter
Quarter ending December 2015	1,096	
Quarter ending March 2016	1,087	→
Quarter ending June 2016	1,081	→
Quarter ending September 2016	1,085	→
Quarter ending December 2016	1,072	↓
Variance since December 2015	(2.2%)	↓



ACTIVITY



Month	Adjusted Scheduled Activity (UDA)	
	2016	2017
April	88	62
May	273	232
June	447	447
July	637	657
August	814	882
September	1,016	1,157
October	1,185	1,325
November	1,381	1,545
December	1,589	1,720
January	1,813	
February	2,045	
March	2,266	
April	2,387	
May	2,387	
June	2,388	

QUALITY

	Quantity	Base Number	Contract	AT	Region	England
% of FP17s for the same patient ID Re-attending within 3 months - Children	68	748	9.1%	10.2%	11.9%	12.4%
% of FP17s for the same patient ID Re-attending within 3 months - Adults	57	371	15.4%	15.0%	16.5%	16.6%
% of FP17s for the same patient ID Re-attending between 3 & 9 months - Children	442	748	59.1%	61.4%	60.2%	57.5%
% of FP17s for the same patient ID Re-attending between 3 & 9 months - Adults	211	371	56.9%	53.0%	52.0%	50.4%
% of FP17s for Band 1 Urgent Courses	14	1,042	1.3%	8.1%	9.5%	9.1%
% of FP17s Relating to Free Repair or Replacements	0	1,042	0.0%	0.9%	0.7%	0.8%
% of FP17s Relating to Continuations	7	1,042	0.7%	1.5%	1.2%	1.3%
% of Patients satisfied with the dentistry they have received	0	0	N/A	94.0%	92.9%	92.7%
% of Patients satisfied with the time they had to wait for an appointment	0	0	N/A	89.4%	88.8%	88.8%

* This is based on patients treated on this contract for their most recent course of treatment. Figures in italics indicate the base number of FP17s or Patient Questionnaire responses are less than 100. N/A is shown where the base number of responses is less than 10 during the period. % is calculated as Quantity/Base number*100

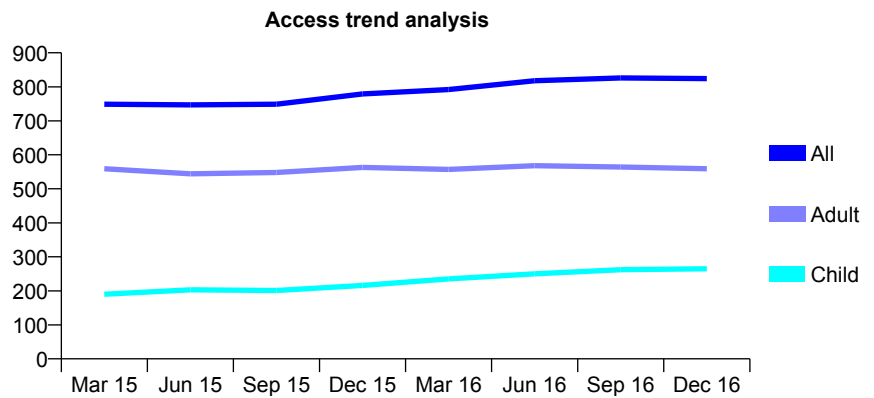
Q65 - Vital Signs At a Glance Contract Report for 170089/0001 - December 2016

Name or company name	Your Dentist Limited
Contract type name	GDS Contract
Purpose of contract	General
Contract start date	01/04/2011
Contract end date	

16/17 Contracted general activity (UDA)	2,527
Carry forward general activity (UDA)	-3
16/17 Contracted orthodontic activity (UOA)	0
Carry forward orthodontic activity (UOA)	0
Baseline contract value	£72,513.43

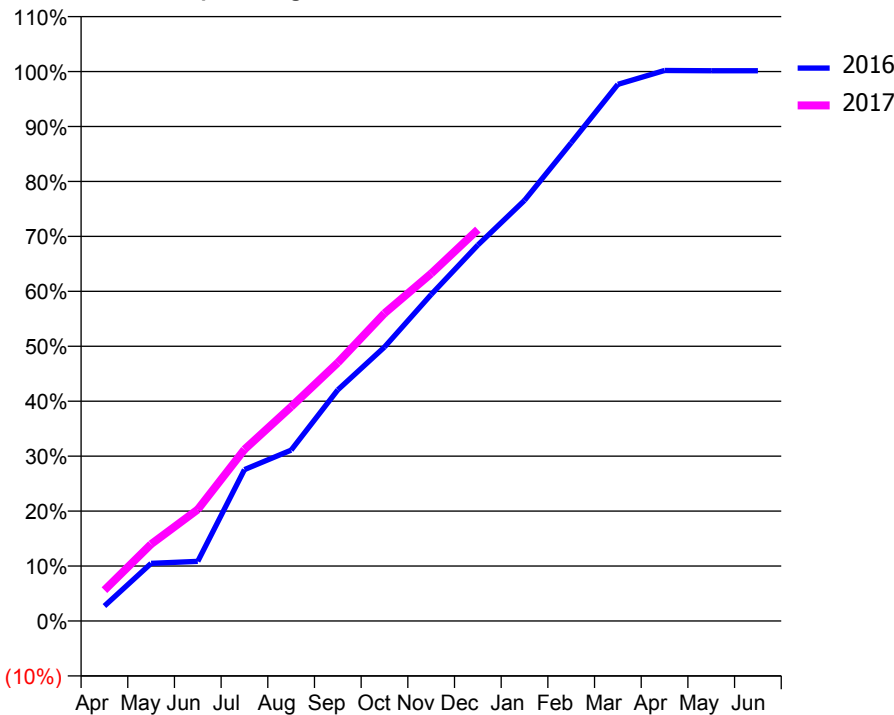
ACCESS*

Patients seen in 24 months	Total	Change since previous quarter
Quarter ending December 2015	779	
Quarter ending March 2016	792	→
Quarter ending June 2016	818	↑
Quarter ending September 2016	826	→
Quarter ending December 2016	824	→
Variance since December 2015	5.8%	↑



ACTIVITY

Cumulative percentage of contracted UDA delivered 2016 & 2017



Month	Adjusted Scheduled Activity (UDA)	
	2016	2017
April	69	142
May	265	354
June	274	513
July	696	789
August	786	985
September	1,063	1,188
October	1,260	1,415
November	1,501	1,598
December	1,729	1,800
January	1,934	
February	2,199	
March	2,468	
April	2,531	
May	2,530	
June	2,530	

QUALITY

	Quantity	Base Number	Contract	AT	Region	England
% of FP17s for the same patient ID Re-attending within 3 months - Children	35	295	11.9%	10.2%	11.9%	12.4%
% of FP17s for the same patient ID Re-attending within 3 months - Adults	80	506	15.8%	15.0%	16.5%	16.6%
% of FP17s for the same patient ID Re-attending between 3 & 9 months - Children	139	295	47.1%	61.4%	60.2%	57.5%
% of FP17s for the same patient ID Re-attending between 3 & 9 months - Adults	225	506	44.5%	53.0%	52.0%	50.4%
% of FP17s for Band 1 Urgent Courses	51	775	6.6%	8.1%	9.5%	9.1%
% of FP17s Relating to Free Repair or Replacements	1	775	0.1%	0.9%	0.7%	0.8%
% of FP17s Relating to Continuations	5	775	0.6%	1.5%	1.2%	1.3%
% of Patients satisfied with the dentistry they have received	1	1	N/A	94.0%	92.9%	92.7%
% of Patients satisfied with the time they had to wait for an appointment	1	1	N/A	89.4%	88.8%	88.8%

* This is based on patients treated on this contract for their most recent course of treatment. Figures in italics indicate the base number of FP17s or Patient Questionnaire responses are less than 100. N/A is shown where the base number of responses is less than 10 during the period. % is calculated as Quantity/Base number*100

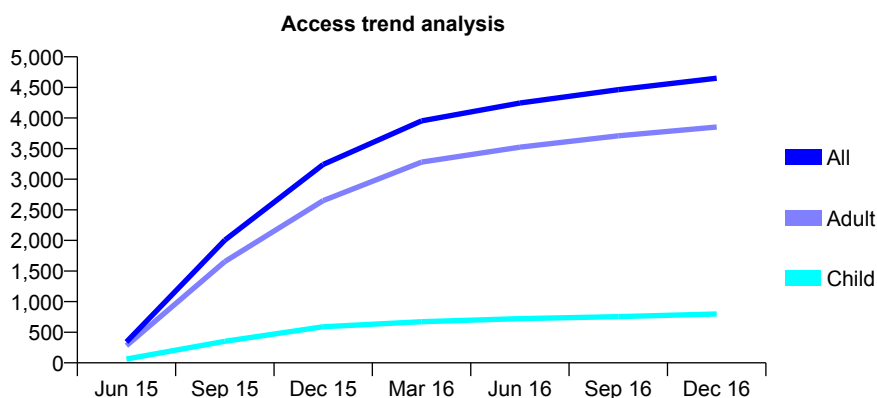
Q65 - Vital Signs At a Glance Contract Report for 172081/0001 - December 2016

Name or company name	Hounds Road Dental Practice Partnership
Contract type name	GDS Contract
Purpose of contract	General
Contract start date	01/06/2015
Contract end date	

16/17 Contracted general activity (UDA)	12,406
Carry forward general activity (UDA)	8
16/17 Contracted orthodontic activity (UOA)	0
Carry forward orthodontic activity (UOA)	0
Baseline contract value	£279,424.83

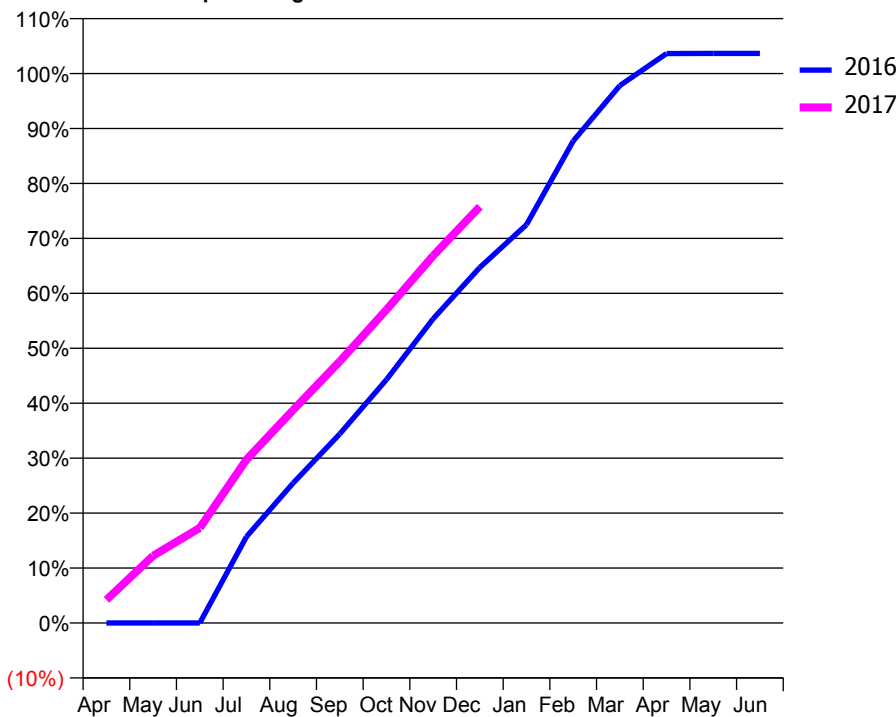
ACCESS*

Patients seen in 24 months	Total	Change since previous quarter
Quarter ending December 2015	3,240	
Quarter ending March 2016	3,953	↑
Quarter ending June 2016	4,246	↑
Quarter ending September 2016	4,463	↑
Quarter ending December 2016	4,651	↑
Variance since December 2015	43.5%	↑



ACTIVITY

Cumulative percentage of contracted UDA delivered 2016 & 2017



Month	Adjusted Scheduled Activity (UDA)	
	2016	2017
April	0	523
May	0	1,520
June	0	2,149
July	1,624	3,689
August	2,632	4,809
September	3,559	5,907
October	4,579	7,072
November	5,723	8,292
December	6,689	9,399
January	7,494	
February	9,067	
March	10,110	
April	10,713	
May	10,715	
June	10,716	

QUALITY

	Quantity	Base Number	Contract	AT	Region	England
% of FP17s for the same patient ID Re-attending within 3 months - Children	55	1,007	5.5%	10.2%	11.9%	12.4%
% of FP17s for the same patient ID Re-attending within 3 months - Adults	595	4,507	13.2%	15.0%	16.5%	16.6%
% of FP17s for the same patient ID Re-attending between 3 & 9 months - Children	655	1,007	65.0%	61.4%	60.2%	57.5%
% of FP17s for the same patient ID Re-attending between 3 & 9 months - Adults	2,583	4,507	57.3%	53.0%	52.0%	50.4%
% of FP17s for Band 1 Urgent Courses	346	5,196	6.7%	8.1%	9.5%	9.1%
% of FP17s Relating to Free Repair or Replacements	56	5,196	1.1%	0.9%	0.7%	0.8%
% of FP17s Relating to Continuations	45	5,196	0.9%	1.5%	1.2%	1.3%
% of Patients satisfied with the dentistry they have received	13	13	100.0%	94.0%	92.9%	92.7%
% of Patients satisfied with the time they had to wait for an appointment	11	13	84.6%	89.4%	88.8%	88.8%

* This is based on patients treated on this contract for their most recent course of treatment. Figures in italics indicate the base number of FP17s or Patient Questionnaire responses are less than 100. N/A is shown where the base number of responses is less than 10 during the period. % is calculated as Quantity/Base number*100

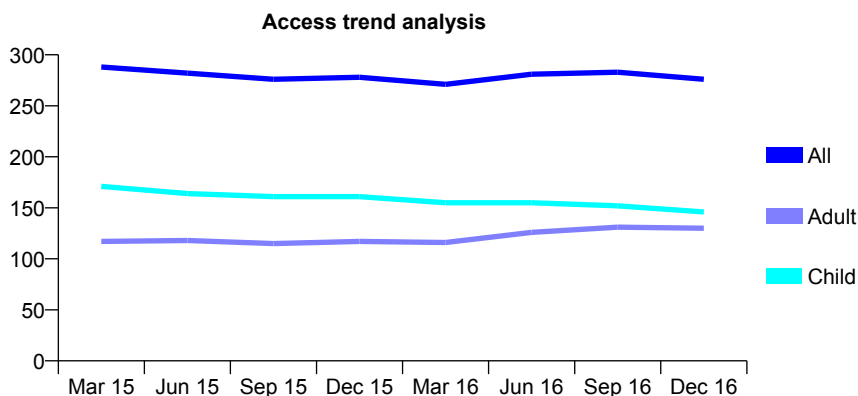
Q65 - Vital Signs At a Glance Contract Report for 172863/0001 - December 2016

Name or company name	Southwoods Dental Practice Ltd
Contract type name	GDS Contract
Purpose of contract	General
Contract start date	01/04/2010
Contract end date	

16/17 Contracted general activity (UDA)	750
Carry forward general activity (UDA)	0
16/17 Contracted orthodontic activity (UOA)	0
Carry forward orthodontic activity (UOA)	0
Baseline contract value	£19,074.88

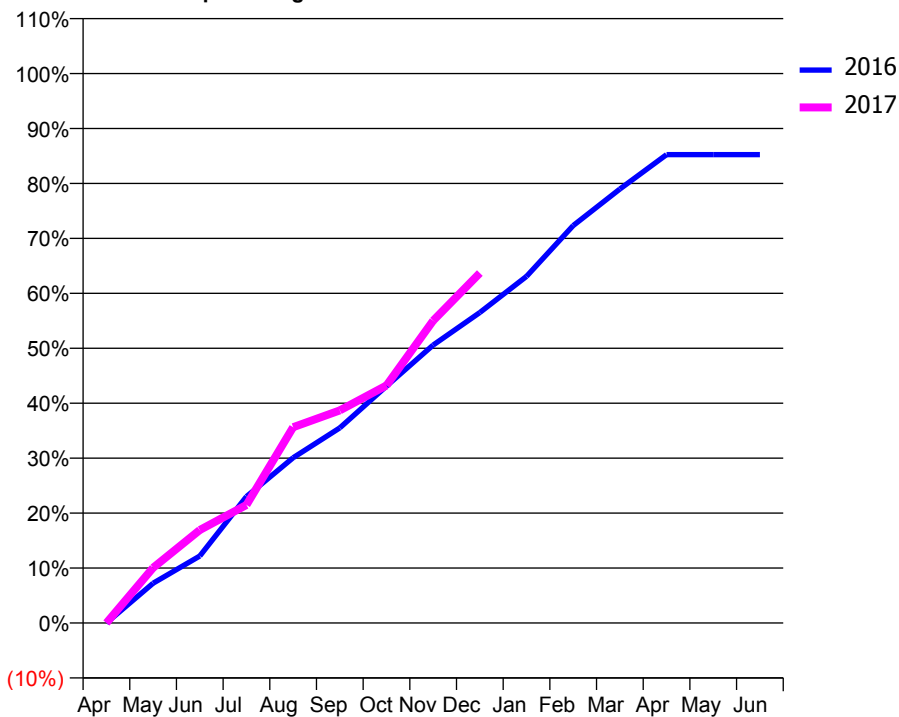
ACCESS*

Patients seen in 24 months	Total	Change since previous quarter
Quarter ending December 2015	278	
Quarter ending March 2016	271	↓
Quarter ending June 2016	281	↑
Quarter ending September 2016	283	→
Quarter ending December 2016	276	↓
Variance since December 2015	(0.7%)	→



ACTIVITY

Cumulative percentage of contracted UDA delivered 2016 & 2017



Month	Adjusted Scheduled Activity (UDA)	
	2016	2017
April	0	0
May	62	75
June	104	127
July	196	161
August	256	267
September	302	290
October	366	324
November	430	413
December	480	478
January	536	
February	615	
March	671	
April	725	
May	725	
June	725	

QUALITY

	Quantity	Base Number	Contract	AT	Region	England
% of FP17s for the same patient ID Re-attending within 3 months - Children	12	185	6.5%	10.2%	11.9%	12.4%
% of FP17s for the same patient ID Re-attending within 3 months - Adults	23	134	17.2%	15.0%	16.5%	16.6%
% of FP17s for the same patient ID Re-attending between 3 & 9 months - Children	104	185	56.2%	61.4%	60.2%	57.5%
% of FP17s for the same patient ID Re-attending between 3 & 9 months - Adults	84	134	62.7%	53.0%	52.0%	50.4%
% of FP17s for Band 1 Urgent Courses	23	297	7.7%	8.1%	9.5%	9.1%
% of FP17s Relating to Free Repair or Replacements	0	297	0.0%	0.9%	0.7%	0.8%
% of FP17s Relating to Continuations	0	297	0.0%	1.5%	1.2%	1.3%
% of Patients satisfied with the dentistry they have received	1	1	N/A	94.0%	92.9%	92.7%
% of Patients satisfied with the time they had to wait for an appointment	1	1	N/A	89.4%	88.8%	88.8%

* This is based on patients treated on this contract for their most recent course of treatment. Figures in italics indicate the base number of FP17s or Patient Questionnaire responses are less than 100. N/A is shown where the base number of responses is less than 10 during the period. % is calculated as Quantity/Base number*100

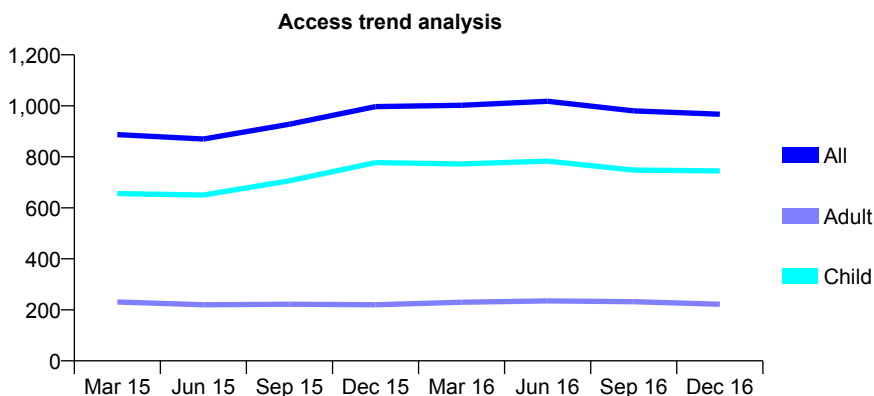
Q65 - Vital Signs At a Glance Contract Report for 176710/0001 - December 2016

Name or company name	Q Dental Care Limited
Contract type name	PDS Contract
Purpose of contract	General and Orthodontic
Contract start date	01/04/2008
Contract end date	31/03/2018

16/17 Contracted general activity (UDA)	630
Carry forward general activity (UDA)	-13
16/17 Contracted orthodontic activity (UOA)	15,713
Carry forward orthodontic activity (UOA)	0
Baseline contract value	£1,068,837.87

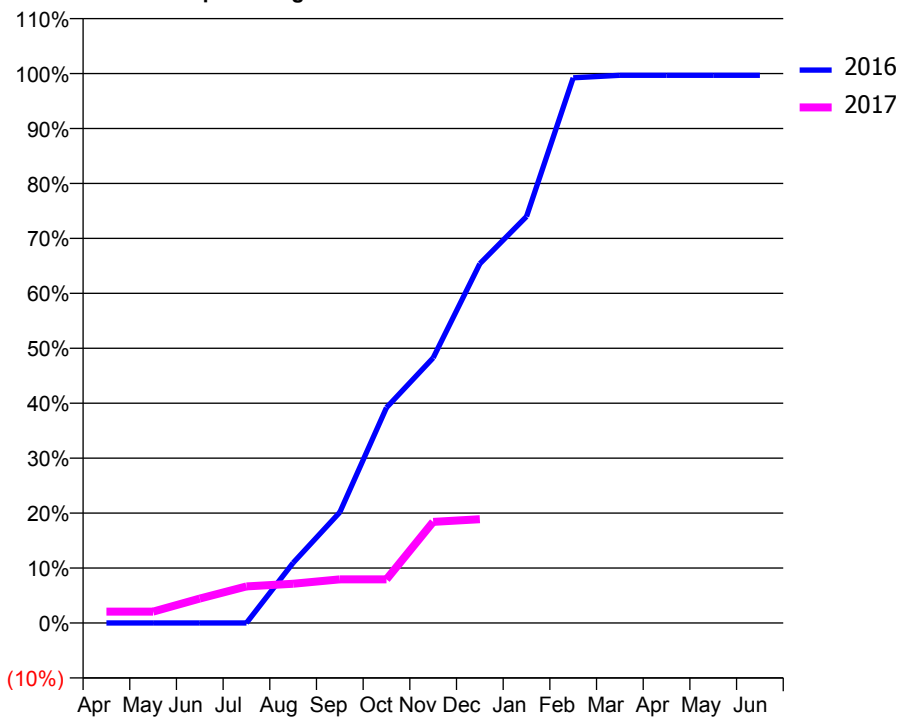
ACCESS*

Patients seen in 24 months	Total	Change since previous quarter
Quarter ending December 2015	997	
Quarter ending March 2016	1,002	→
Quarter ending June 2016	1,018	→
Quarter ending September 2016	980	↓
Quarter ending December 2016	967	↓
Variance since December 2015	(3.0%)	↓



ACTIVITY

Cumulative percentage of contracted UDA delivered 2016 & 2017



Month	Adjusted Scheduled Activity (UDA)	
	2016	2017
April	0	13
May	0	13
June	0	28
July	0	42
August	69	45
September	127	50
October	247	50
November	304	116
December	412	119
January	466	
February	625	
March	628	
April	628	
May	628	
June	628	

QUALITY

	Quantity	Base Number	Contract	AT	Region	England
% of FP17s for the same patient ID Re-attending within 3 months - Children	19	1,608	1.2%	10.2%	11.9%	12.4%
% of FP17s for the same patient ID Re-attending within 3 months - Adults	1	55	1.8%	15.0%	16.5%	16.6%
% of FP17s for the same patient ID Re-attending between 3 & 9 months - Children	12	1,608	0.7%	61.4%	60.2%	57.5%
% of FP17s for the same patient ID Re-attending between 3 & 9 months - Adults	0	55	0.0%	53.0%	52.0%	50.4%
% of FP17s for Band 1 Urgent Courses	0	62	0.0%	8.1%	9.5%	9.1%
% of FP17s Relating to Free Repair or Replacements	0	62	0.0%	0.9%	0.7%	0.8%
% of FP17s Relating to Continuations	0	62	0.0%	1.5%	1.2%	1.3%
% of Patients satisfied with the dentistry they have received	0	0	N/A	94.0%	92.9%	92.7%
% of Patients satisfied with the time they had to wait for an appointment	0	0	N/A	89.4%	88.8%	88.8%

* This is based on patients treated on this contract for their most recent course of treatment. Figures in italics indicate the base number of FP17s or Patient Questionnaire responses are less than 100. N/A is shown where the base number of responses is less than 10 during the period. % is calculated as Quantity/Base number*100

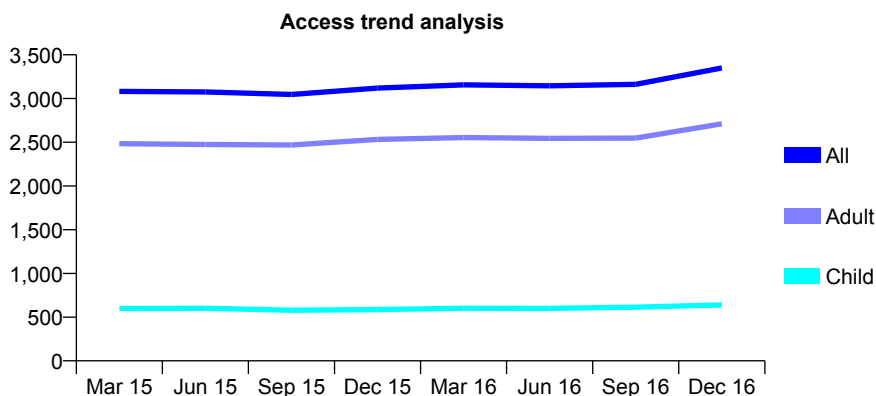
Q65 - Vital Signs At a Glance Contract Report for 177911/0001 - December 2016

Name or company name	Linden Lodge Dental Care Ltd.
Contract type name	GDS Contract
Purpose of contract	General
Contract start date	01/04/2011
Contract end date	

16/17 Contracted general activity (UDA)	9,256
Carry forward general activity (UDA)	0
16/17 Contracted orthodontic activity (UOA)	0
Carry forward orthodontic activity (UOA)	0
Baseline contract value	£245,673.88

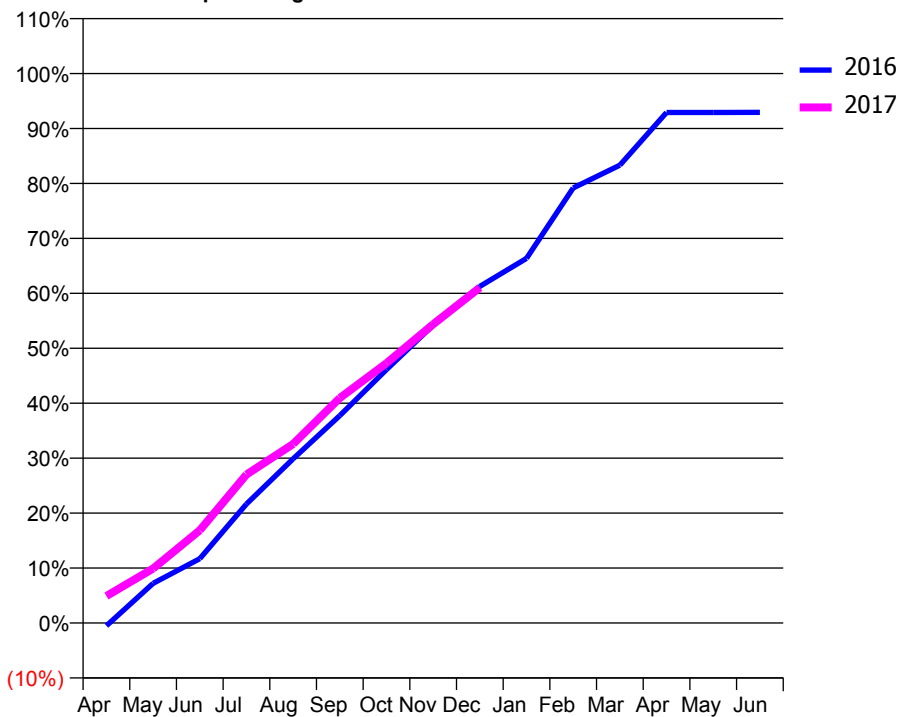
ACCESS*

Patients seen in 24 months	Total	Change since previous quarter
Quarter ending December 2015	3,120	
Quarter ending March 2016	3,156	→
Quarter ending June 2016	3,145	→
Quarter ending September 2016	3,162	→
Quarter ending December 2016	3,350	↑
Variance since December 2015	7.4%	↑



ACTIVITY

Cumulative percentage of contracted UDA delivered 2016 & 2017



Month	Adjusted Scheduled Activity (UDA)	
	2016	2017
April	-47	454
May	669	918
June	1,085	1,561
July	2,004	2,501
August	2,766	3,015
September	3,493	3,790
October	4,269	4,377
November	5,017	5,033
December	5,671	5,651
January	6,142	
February	7,329	
March	7,713	
April	8,598	
May	8,598	
June	8,601	

QUALITY

	Quantity	Base Number	Contract	AT	Region	England
% of FP17s for the same patient ID Re-attending within 3 months - Children	40	762	5.2%	10.2%	11.9%	12.4%
% of FP17s for the same patient ID Re-attending within 3 months - Adults	392	3,267	12.0%	15.0%	16.5%	16.6%
% of FP17s for the same patient ID Re-attending between 3 & 9 months - Children	525	762	68.9%	61.4%	60.2%	57.5%
% of FP17s for the same patient ID Re-attending between 3 & 9 months - Adults	2,319	3,267	71.0%	53.0%	52.0%	50.4%
% of FP17s for Band 1 Urgent Courses	185	3,567	5.2%	8.1%	9.5%	9.1%
% of FP17s Relating to Free Repair or Replacements	14	3,567	0.4%	0.9%	0.7%	0.8%
% of FP17s Relating to Continuations	79	3,567	2.2%	1.5%	1.2%	1.3%
% of Patients satisfied with the dentistry they have received	7	7	N/A	94.0%	92.9%	92.7%
% of Patients satisfied with the time they had to wait for an appointment	7	7	N/A	89.4%	88.8%	88.8%

* This is based on patients treated on this contract for their most recent course of treatment. Figures in italics indicate the base number of FP17s or Patient Questionnaire responses are less than 100. N/A is shown where the base number of responses is less than 10 during the period. % is calculated as Quantity/Base number*100

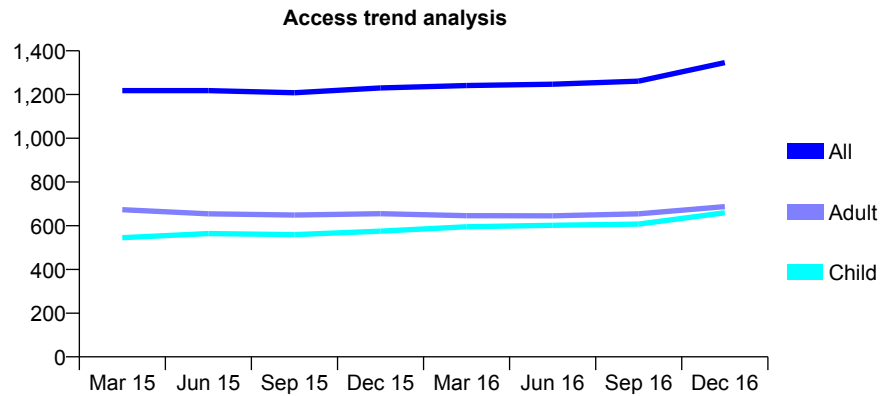
Q65 - Vital Signs At a Glance Contract Report for 180319/0001 - December 2016

Name or company name	High Street Dental Practice Ltd
Contract type name	GDS Contract
Purpose of contract	General
Contract start date	01/08/2008
Contract end date	

16/17 Contracted general activity (UDA)	4,843
Carry forward general activity (UDA)	32
16/17 Contracted orthodontic activity (UOA)	0
Carry forward orthodontic activity (UOA)	0
Baseline contract value	£105,594.31

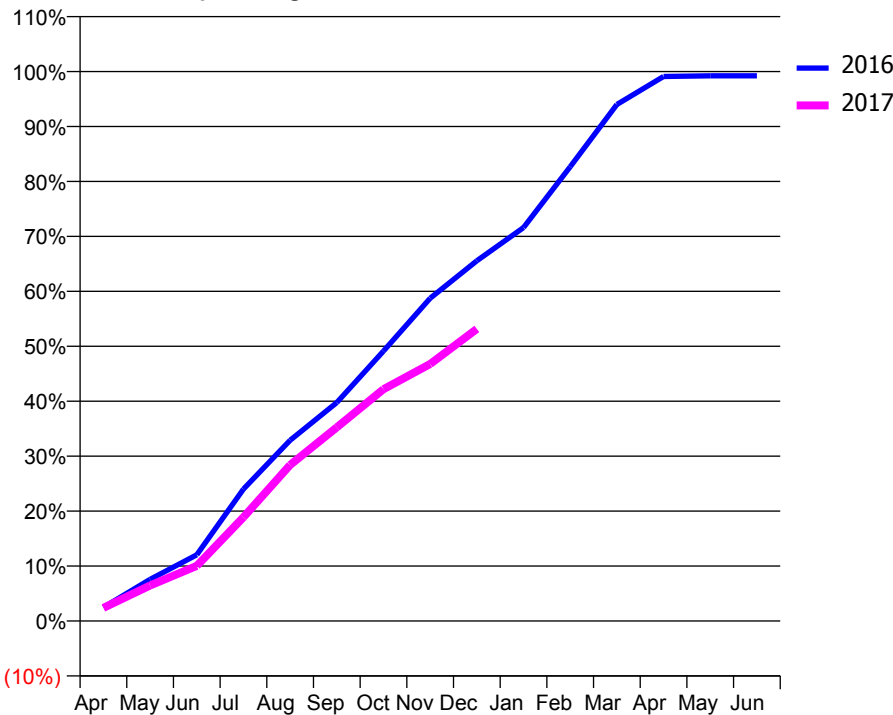
ACCESS*

Patients seen in 24 months	Total	Change since previous quarter
Quarter ending December 2015	1,230	
Quarter ending March 2016	1,241	→
Quarter ending June 2016	1,247	→
Quarter ending September 2016	1,261	→
Quarter ending December 2016	1,346	↑
Variance since December 2015	9.4%	↑



ACTIVITY

Cumulative percentage of contracted UDA delivered 2016 & 2017



Month	2016	2017
April	100	116
May	306	313
June	487	486
July	971	915
August	1,330	1,376
September	1,608	1,707
October	1,987	2,043
November	2,375	2,266
December	2,651	2,575
January	2,895	
February	3,342	
March	3,801	
April	4,006	
May	4,011	
June	4,011	

QUALITY

	Quantity	Base Number	Contract	AT	Region	England
% of FP17s for the same patient ID Re-attending within 3 months - Children	50	610	8.2%	10.2%	11.9%	12.4%
% of FP17s for the same patient ID Re-attending within 3 months - Adults	118	571	20.7%	15.0%	16.5%	16.6%
% of FP17s for the same patient ID Re-attending between 3 & 9 months - Children	322	610	52.8%	61.4%	60.2%	57.5%
% of FP17s for the same patient ID Re-attending between 3 & 9 months - Adults	263	571	46.1%	53.0%	52.0%	50.4%
% of FP17s for Band 1 Urgent Courses	93	1,104	8.4%	8.1%	9.5%	9.1%
% of FP17s Relating to Free Repair or Replacements	1	1,104	0.1%	0.9%	0.7%	0.8%
% of FP17s Relating to Continuations	0	1,104	0.0%	1.5%	1.2%	1.3%
% of Patients satisfied with the dentistry they have received	1	1	N/A	94.0%	92.9%	92.7%
% of Patients satisfied with the time they had to wait for an appointment	1	1	N/A	89.4%	88.8%	88.8%

* This is based on patients treated on this contract for their most recent course of treatment. Figures in italics indicate the base number of FP17s or Patient Questionnaire responses are less than 100. N/A is shown where the base number of responses is less than 10 during the period. % is calculated as Quantity/Base number*100

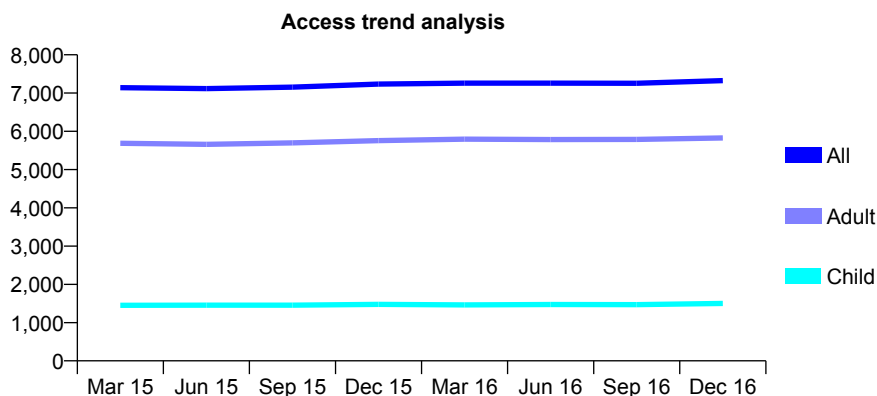
Q65 - Vital Signs At a Glance Contract Report for 181773/0001 - December 2016

Name or company name	Frampton Dental Practice
Contract type name	GDS Contract
Purpose of contract	General
Contract start date	06/01/2012
Contract end date	

16/17 Contracted general activity (UDA)	16,609
Carry forward general activity (UDA)	-247
16/17 Contracted orthodontic activity (UOA)	0
Carry forward orthodontic activity (UOA)	0
Baseline contract value	£332,953.82

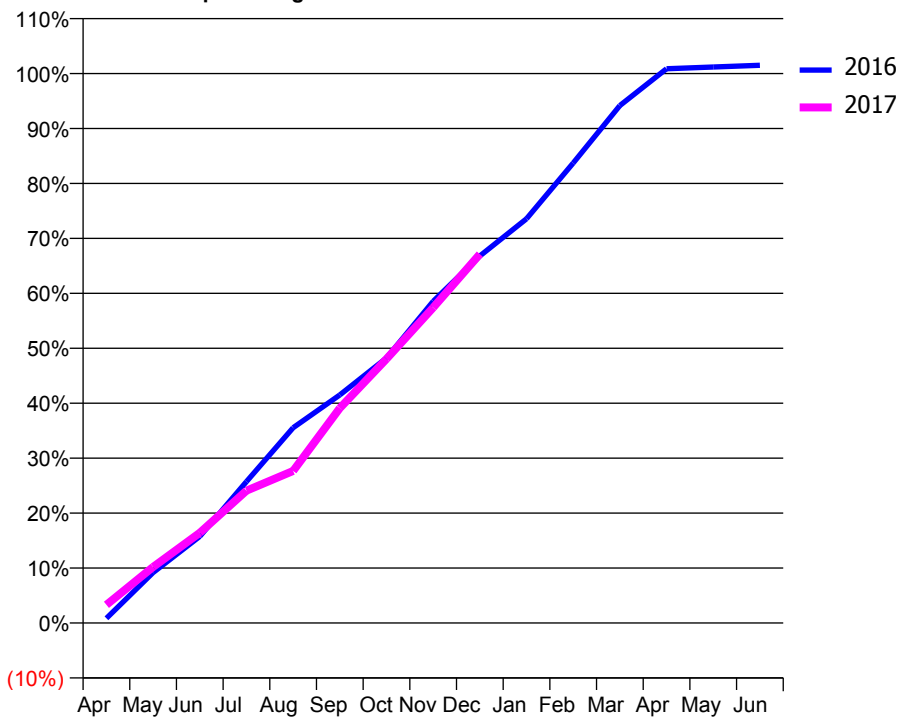
ACCESS*

Patients seen in 24 months	Total	Change since previous quarter
Quarter ending December 2015	7,234	
Quarter ending March 2016	7,259	→
Quarter ending June 2016	7,260	→
Quarter ending September 2016	7,257	→
Quarter ending December 2016	7,325	→
Variance since December 2015	1.3%	→



ACTIVITY

Cumulative percentage of contracted UDA delivered 2016 & 2017



Month	Adjusted Scheduled Activity (UDA)	
	2016	2017
April	145	551
May	1,524	1,693
June	2,617	2,728
July	4,275	4,000
August	5,904	4,598
September	6,894	6,493
October	8,010	7,983
November	9,724	9,536
December	11,095	11,152
January	12,220	
February	13,903	
March	15,640	
April	16,752	
May	16,806	
June	16,856	

QUALITY

	Quantity	Base Number	Contract	AT	Region	England
% of FP17s for the same patient ID Re-attending within 3 months - Children	122	1,577	7.7%	10.2%	11.9%	12.4%
% of FP17s for the same patient ID Re-attending within 3 months - Adults	910	5,592	16.3%	15.0%	16.5%	16.6%
% of FP17s for the same patient ID Re-attending between 3 & 9 months - Children	917	1,577	58.1%	61.4%	60.2%	57.5%
% of FP17s for the same patient ID Re-attending between 3 & 9 months - Adults	2,575	5,592	46.0%	53.0%	52.0%	50.4%
% of FP17s for Band 1 Urgent Courses	862	6,525	13.2%	8.1%	9.5%	9.1%
% of FP17s Relating to Free Repair or Replacements	97	6,525	1.5%	0.9%	0.7%	0.8%
% of FP17s Relating to Continuations	49	6,525	0.8%	1.5%	1.2%	1.3%
% of Patients satisfied with the dentistry they have received	19	22	86.4%	94.0%	92.9%	92.7%
% of Patients satisfied with the time they had to wait for an appointment	21	22	95.5%	89.4%	88.8%	88.8%

* This is based on patients treated on this contract for their most recent course of treatment. Figures in italics indicate the base number of FP17s or Patient Questionnaire responses are less than 100. N/A is shown where the base number of responses is less than 10 during the period. % is calculated as Quantity/Base number*100

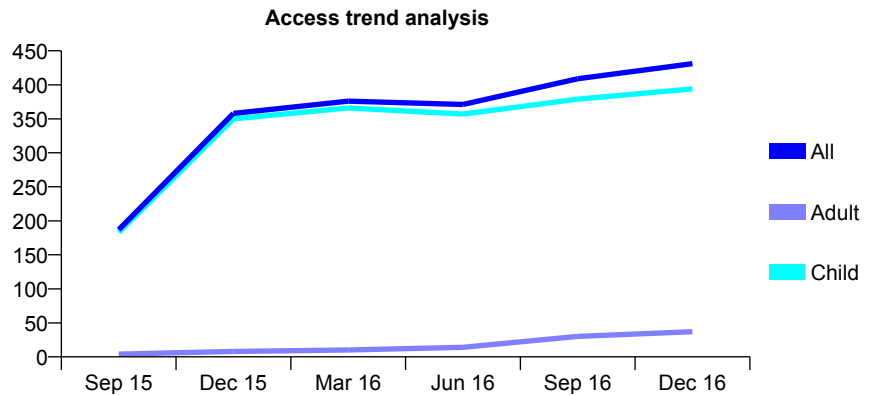
Q65 - Vital Signs At a Glance Contract Report for 183644/0001 - December 2016

Name or company name	Frome Dental Surgery Limited
Contract type name	GDS Contract
Purpose of contract	General
Contract start date	16/03/2015
Contract end date	

16/17 Contracted general activity (UDA)	1,630
Carry forward general activity (UDA)	0
16/17 Contracted orthodontic activity (UOA)	0
Carry forward orthodontic activity (UOA)	0
Baseline contract value	£38,780.24

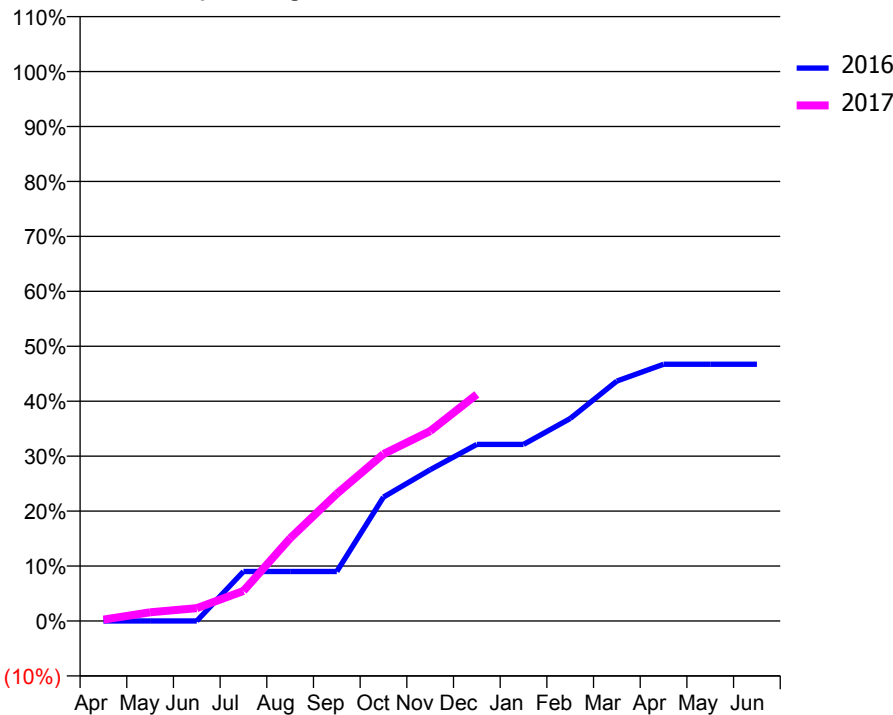
ACCESS*

Patients seen in 24 months	Total	Change since previous quarter
Quarter ending December 2015	358	
Quarter ending March 2016	376	↑
Quarter ending June 2016	371	↓
Quarter ending September 2016	409	↑
Quarter ending December 2016	431	↑
Variance since December 2015	20.4%	↑



ACTIVITY

Cumulative percentage of contracted UDA delivered 2016 & 2017



Month	Adjusted Scheduled Activity (UDA)	
	2016	2017
April	0	4
May	0	26
June	0	38
July	147	89
August	147	245
September	147	378
October	368	495
November	449	564
December	524	672
January	524	
February	601	
March	712	
April	762	
May	762	
June	762	

QUALITY

	Quantity	Base Number	Contract	AT	Region	England
% of FP17s for the same patient ID Re-attending within 3 months - Children	31	508	6.1%	10.2%	11.9%	12.4%
% of FP17s for the same patient ID Re-attending within 3 months - Adults	0	10	0.0%	15.0%	16.5%	16.6%
% of FP17s for the same patient ID Re-attending between 3 & 9 months - Children	302	508	59.4%	61.4%	60.2%	57.5%
% of FP17s for the same patient ID Re-attending between 3 & 9 months - Adults	1	10	10.0%	53.0%	52.0%	50.4%
% of FP17s for Band 1 Urgent Courses	13	493	2.6%	8.1%	9.5%	9.1%
% of FP17s Relating to Free Repair or Replacements	0	493	0.0%	0.9%	0.7%	0.8%
% of FP17s Relating to Continuations	4	493	0.8%	1.5%	1.2%	1.3%
% of Patients satisfied with the dentistry they have received	0	0	N/A	94.0%	92.9%	92.7%
% of Patients satisfied with the time they had to wait for an appointment	0	0	N/A	89.4%	88.8%	88.8%

* This is based on patients treated on this contract for their most recent course of treatment. Figures in italics indicate the base number of FP17s or Patient Questionnaire responses are less than 100. N/A is shown where the base number of responses is less than 10 during the period. % is calculated as Quantity/Base number*100

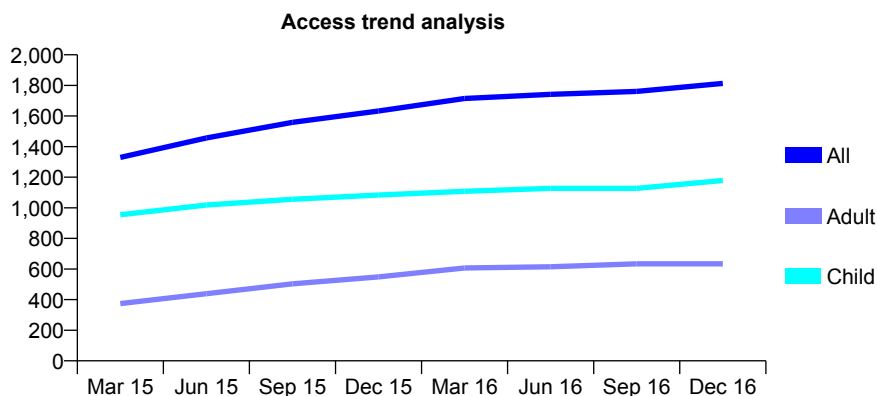
Q65 - Vital Signs At a Glance Contract Report for 183733/0001 - December 2016

Name or company name	Rock House Dental Practice
Contract type name	GDS Contract
Purpose of contract	General
Contract start date	26/02/2014
Contract end date	

16/17 Contracted general activity (UDA)	3,500
Carry forward general activity (UDA)	96
16/17 Contracted orthodontic activity (UOA)	0
Carry forward orthodontic activity (UOA)	0
Baseline contract value	£109,490.53

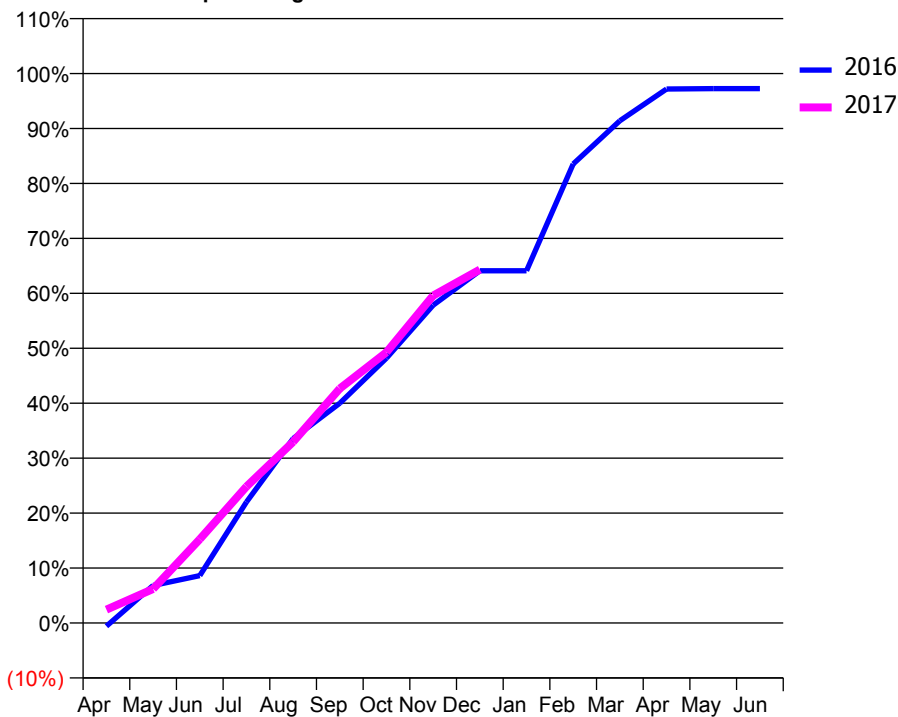
ACCESS*

Patients seen in 24 months	Total	Change since previous quarter
Quarter ending December 2015	1,633	
Quarter ending March 2016	1,715	↑
Quarter ending June 2016	1,742	→
Quarter ending September 2016	1,761	→
Quarter ending December 2016	1,813	↑
Variance since December 2015	11.0%	↑



ACTIVITY

Cumulative percentage of contracted UDA delivered 2016 & 2017



Month	Adjusted Scheduled Activity (UDA)	
	2016	2017
April	-21	85
May	239	217
June	302	534
July	771	869
August	1,175	1,154
September	1,400	1,493
October	1,687	1,725
November	2,024	2,085
December	2,244	2,251
January	2,244	
February	2,924	
March	3,199	
April	3,401	
May	3,404	
June	3,404	

QUALITY

	Quantity	Base Number	Contract	AT	Region	England
% of FP17s for the same patient ID Re-attending within 3 months - Children	102	1,373	7.4%	10.2%	11.9%	12.4%
% of FP17s for the same patient ID Re-attending within 3 months - Adults	44	382	11.5%	15.0%	16.5%	16.6%
% of FP17s for the same patient ID Re-attending between 3 & 9 months - Children	811	1,373	59.1%	61.4%	60.2%	57.5%
% of FP17s for the same patient ID Re-attending between 3 & 9 months - Adults	153	382	40.1%	53.0%	52.0%	50.4%
% of FP17s for Band 1 Urgent Courses	107	1,616	6.6%	8.1%	9.5%	9.1%
% of FP17s Relating to Free Repair or Replacements	0	1,616	0.0%	0.9%	0.7%	0.8%
% of FP17s Relating to Continuations	1	1,616	0.1%	1.5%	1.2%	1.3%
% of Patients satisfied with the dentistry they have received	19	19	100.0%	94.0%	92.9%	92.7%
% of Patients satisfied with the time they had to wait for an appointment	17	19	89.5%	89.4%	88.8%	88.8%

* This is based on patients treated on this contract for their most recent course of treatment. Figures in italics indicate the base number of FP17s or Patient Questionnaire responses are less than 100. N/A is shown where the base number of responses is less than 10 during the period. % is calculated as Quantity/Base number*100

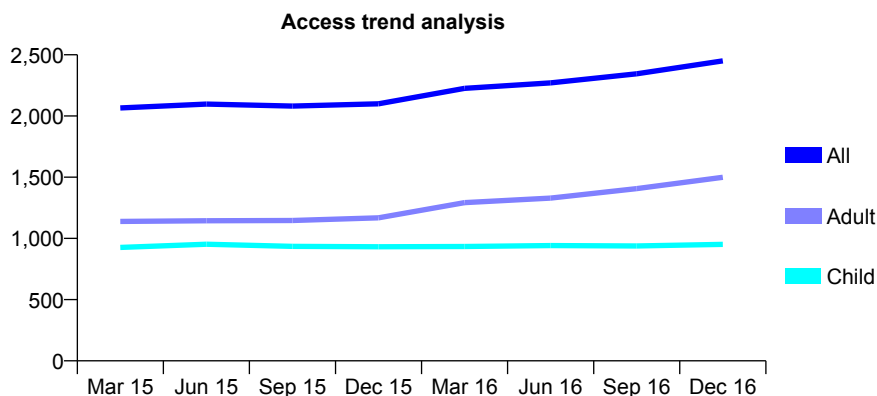
Q65 - Vital Signs At a Glance Contract Report for 183849/0001 - December 2016

Name or company name	Kings Road Dental Practice
Contract type name	GDS Contract
Purpose of contract	General
Contract start date	01/03/2011
Contract end date	

16/17 Contracted general activity (UDA)	9,580
Carry forward general activity (UDA)	0
16/17 Contracted orthodontic activity (UOA)	0
Carry forward orthodontic activity (UOA)	0
Baseline contract value	£242,944.61

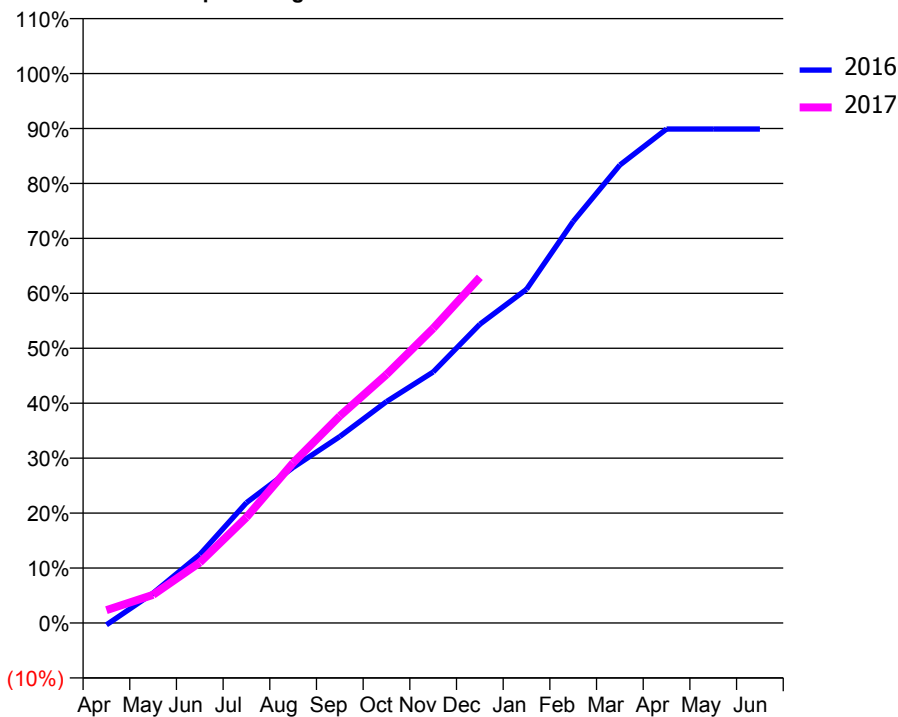
ACCESS*

Patients seen in 24 months	Total	Change since previous quarter
Quarter ending December 2015	2,100	
Quarter ending March 2016	2,226	↑
Quarter ending June 2016	2,271	↑
Quarter ending September 2016	2,345	↑
Quarter ending December 2016	2,450	↑
Variance since December 2015	16.7%	↑



ACTIVITY

Cumulative percentage of contracted UDA delivered 2016 & 2017



Month	Adjusted Scheduled Activity (UDA)	
	2016	2017
April	-27	224
May	419	493
June	961	1,055
July	1,688	1,843
August	2,181	2,793
September	2,615	3,609
October	3,105	4,332
November	3,521	5,136
December	4,189	6,026
January	4,678	
February	5,631	
March	6,423	
April	6,927	
May	6,927	
June	6,927	

QUALITY

	Quantity	Base Number	Contract	AT	Region	England
% of FP17s for the same patient ID Re-attending within 3 months - Children	90	1,072	8.4%	10.2%	11.9%	12.4%
% of FP17s for the same patient ID Re-attending within 3 months - Adults	241	1,540	15.6%	15.0%	16.5%	16.6%
% of FP17s for the same patient ID Re-attending between 3 & 9 months - Children	626	1,072	58.4%	61.4%	60.2%	57.5%
% of FP17s for the same patient ID Re-attending between 3 & 9 months - Adults	685	1,540	44.5%	53.0%	52.0%	50.4%
% of FP17s for Band 1 Urgent Courses	180	2,453	7.3%	8.1%	9.5%	9.1%
% of FP17s Relating to Free Repair or Replacements	11	2,453	0.4%	0.9%	0.7%	0.8%
% of FP17s Relating to Continuations	3	2,453	0.1%	1.5%	1.2%	1.3%
% of Patients satisfied with the dentistry they have received	2	3	N/A	94.0%	92.9%	92.7%
% of Patients satisfied with the time they had to wait for an appointment	3	3	N/A	89.4%	88.8%	88.8%

* This is based on patients treated on this contract for their most recent course of treatment. Figures in italics indicate the base number of FP17s or Patient Questionnaire responses are less than 100. N/A is shown where the base number of responses is less than 10 during the period. % is calculated as Quantity/Base number*100

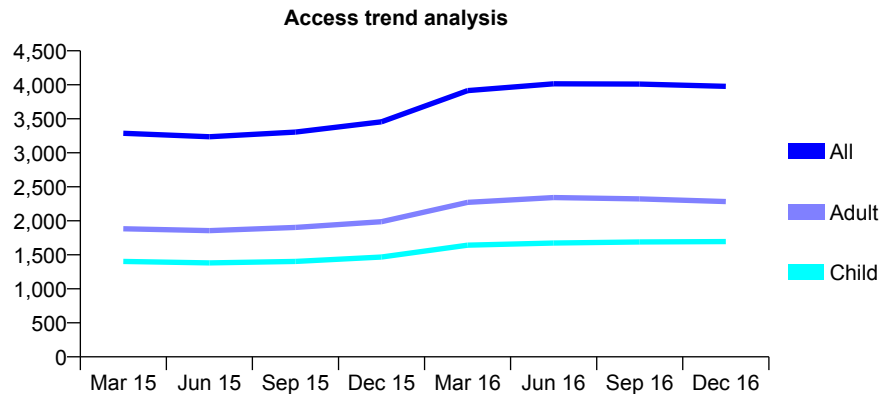
Q65 - Vital Signs At a Glance Contract Report for 185086/0001 - December 2016

Name or company name	The New Chestnuts Dental Practice
Contract type name	GDS Contract
Purpose of contract	General
Contract start date	01/04/2006
Contract end date	

16/17 Contracted general activity (UDA)	9,148
Carry forward general activity (UDA)	229
16/17 Contracted orthodontic activity (UOA)	0
Carry forward orthodontic activity (UOA)	0
Baseline contract value	£200,665.39

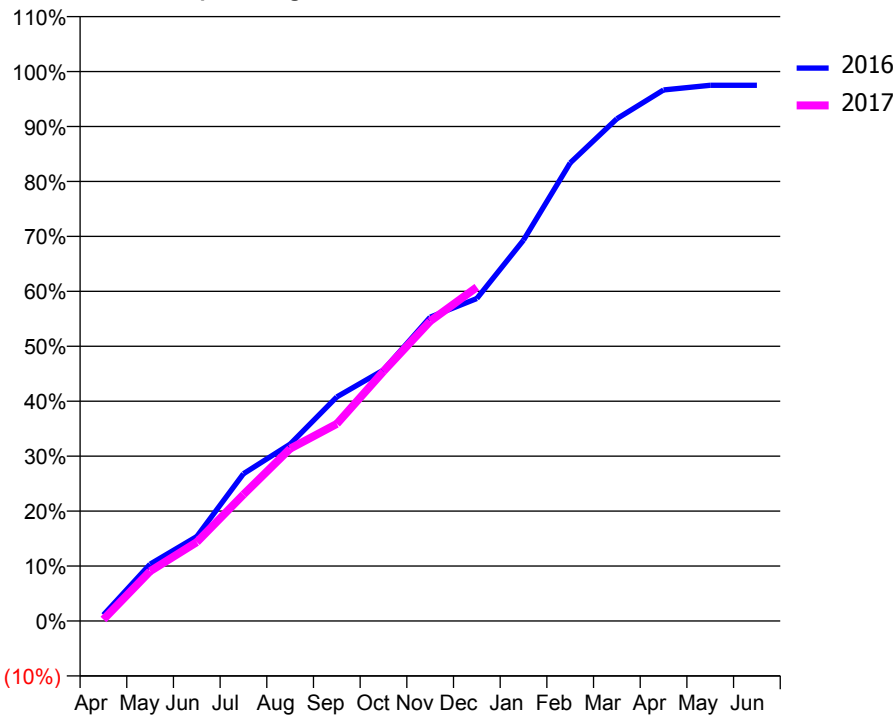
ACCESS*

Patients seen in 24 months	Total	Change since previous quarter
Quarter ending December 2015	3,455	
Quarter ending March 2016	3,914	↑
Quarter ending June 2016	4,015	↑
Quarter ending September 2016	4,011	→
Quarter ending December 2016	3,978	→
Variance since December 2015	15.1%	↑



ACTIVITY

Cumulative percentage of contracted UDA delivered 2016 & 2017



Month	Adjusted Scheduled Activity (UDA)	
	2016	2017
April	102	25
May	947	830
June	1,407	1,312
July	2,453	2,105
August	2,945	2,870
September	3,731	3,283
October	4,180	4,156
November	5,058	4,993
December	5,369	5,558
January	6,342	
February	7,626	
March	8,361	
April	8,841	
May	8,919	
June	8,919	

QUALITY

	Quantity	Base Number	Contract	AT	Region	England
% of FP17s for the same patient ID Re-attending within 3 months - Children	200	2,401	8.3%	10.2%	11.9%	12.4%
% of FP17s for the same patient ID Re-attending within 3 months - Adults	387	3,070	12.6%	15.0%	16.5%	16.6%
% of FP17s for the same patient ID Re-attending between 3 & 9 months - Children	1,420	2,401	59.1%	61.4%	60.2%	57.5%
% of FP17s for the same patient ID Re-attending between 3 & 9 months - Adults	1,746	3,070	56.9%	53.0%	52.0%	50.4%
% of FP17s for Band 1 Urgent Courses	206	3,700	5.6%	8.1%	9.5%	9.1%
% of FP17s Relating to Free Repair or Replacements	13	3,700	0.4%	0.9%	0.7%	0.8%
% of FP17s Relating to Continuations	28	3,700	0.8%	1.5%	1.2%	1.3%
% of Patients satisfied with the dentistry they have received	4	4	N/A	94.0%	92.9%	92.7%
% of Patients satisfied with the time they had to wait for an appointment	4	4	N/A	89.4%	88.8%	88.8%

* This is based on patients treated on this contract for their most recent course of treatment. Figures in italics indicate the base number of FP17s or Patient Questionnaire responses are less than 100. N/A is shown where the base number of responses is less than 10 during the period. % is calculated as Quantity/Base number*100

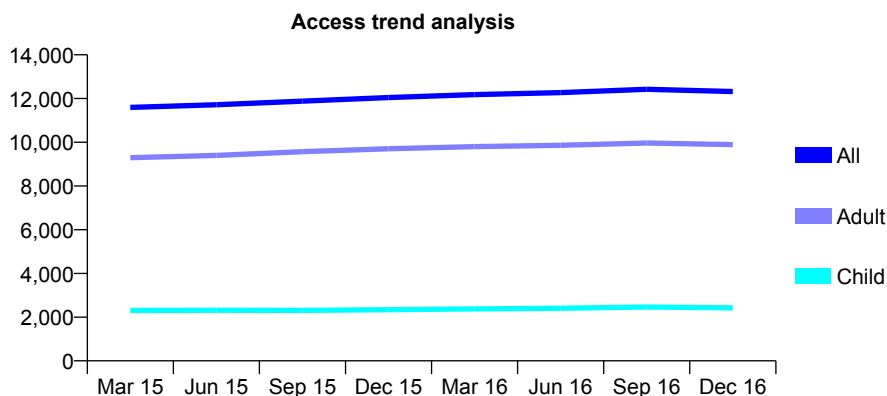
Q65 - Vital Signs At a Glance Contract Report for 186619/0001 - December 2016

Name or company name	Nigel Reynolds Limited
Contract type name	GDS Contract
Purpose of contract	General
Contract start date	01/06/2008
Contract end date	

16/17 Contracted general activity (UDA)	34,077
Carry forward general activity (UDA)	143
16/17 Contracted orthodontic activity (UOA)	0
Carry forward orthodontic activity (UOA)	0
Baseline contract value	£766,245.82

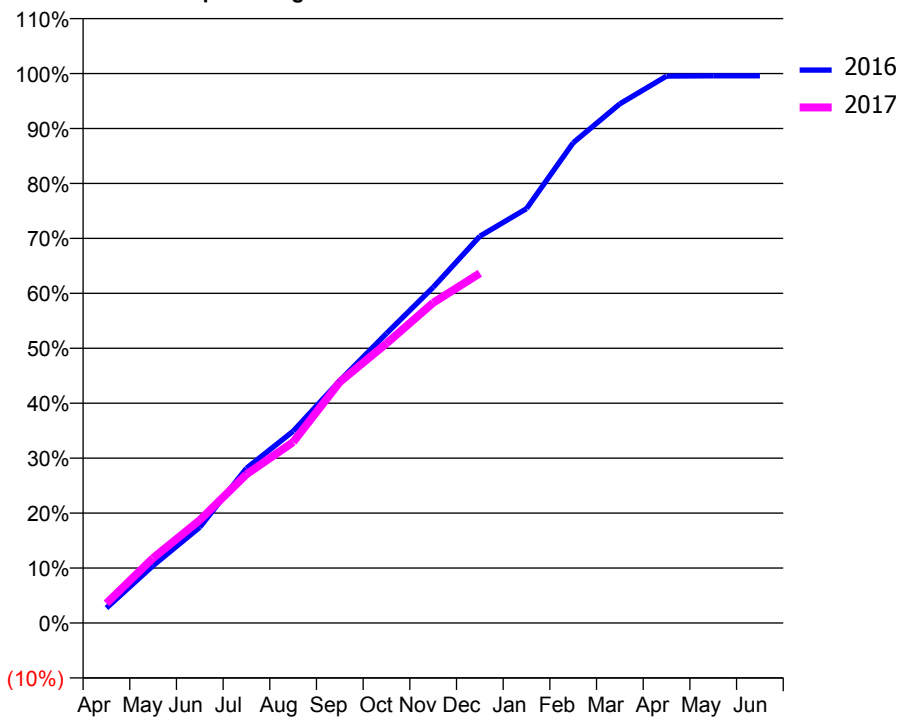
ACCESS*

Patients seen in 24 months	Total	Change since previous quarter
Quarter ending December 2015	12,045	
Quarter ending March 2016	12,177	→
Quarter ending June 2016	12,268	→
Quarter ending September 2016	12,425	→
Quarter ending December 2016	12,320	→
Variance since December 2015	2.3%	↑



ACTIVITY

Cumulative percentage of contracted UDA delivered 2016 & 2017



Month	Adjusted Scheduled Activity (UDA)	
	2016	2017
April	934	1,219
May	3,558	4,028
June	5,941	6,379
July	9,600	9,223
August	11,894	11,222
September	15,026	14,945
October	17,955	17,340
November	20,817	19,863
December	23,989	21,687
January	25,694	
February	29,779	
March	32,200	
April	33,918	
May	33,936	
June	33,934	

QUALITY

	Quantity	Base Number	Contract	AT	Region	England
% of FP17s for the same patient ID Re-attending within 3 months - Children	211	2,755	7.7%	10.2%	11.9%	12.4%
% of FP17s for the same patient ID Re-attending within 3 months - Adults	1,398	10,825	12.9%	15.0%	16.5%	16.6%
% of FP17s for the same patient ID Re-attending between 3 & 9 months - Children	1,786	2,755	64.8%	61.4%	60.2%	57.5%
% of FP17s for the same patient ID Re-attending between 3 & 9 months - Adults	7,025	10,825	64.9%	53.0%	52.0%	50.4%
% of FP17s for Band 1 Urgent Courses	901	12,636	7.1%	8.1%	9.5%	9.1%
% of FP17s Relating to Free Repair or Replacements	70	12,636	0.6%	0.9%	0.7%	0.8%
% of FP17s Relating to Continuations	90	12,636	0.7%	1.5%	1.2%	1.3%
% of Patients satisfied with the dentistry they have received	22	23	95.7%	94.0%	92.9%	92.7%
% of Patients satisfied with the time they had to wait for an appointment	22	23	95.7%	89.4%	88.8%	88.8%

* This is based on patients treated on this contract for their most recent course of treatment. Figures in italics indicate the base number of FP17s or Patient Questionnaire responses are less than 100. N/A is shown where the base number of responses is less than 10 during the period. % is calculated as Quantity/Base number*100

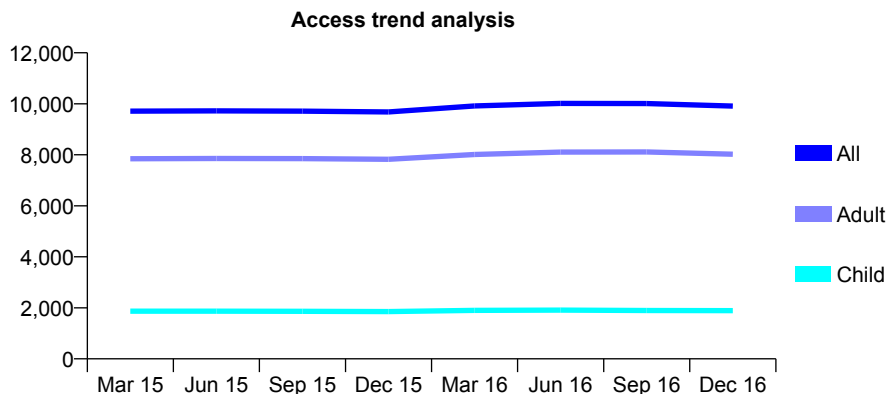
Q65 - Vital Signs At a Glance Contract Report for 186716/0001 - December 2016

Name or company name	Parkfield Dental Surgery Ltd
Contract type name	GDS Contract
Purpose of contract	General and Orthodontic
Contract start date	01/04/2007
Contract end date	

16/17 Contracted general activity (UDA)	29,027
Carry forward general activity (UDA)	0
16/17 Contracted orthodontic activity (UOA)	260
Carry forward orthodontic activity (UOA)	0
Baseline contract value	£702,878.57

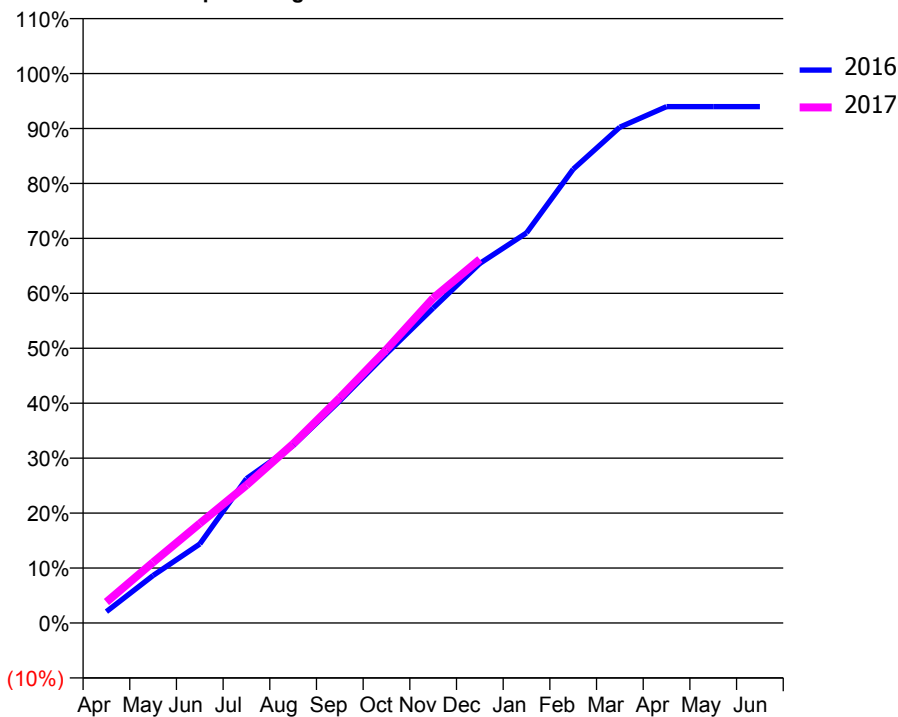
ACCESS*

Patients seen in 24 months	Total	Change since previous quarter
Quarter ending December 2015	9,679	
Quarter ending March 2016	9,914	↑
Quarter ending June 2016	10,018	→
Quarter ending September 2016	10,011	→
Quarter ending December 2016	9,913	→
Variance since December 2015	2.4%	↑



ACTIVITY

Cumulative percentage of contracted UDA delivered 2016 & 2017



Month	Adjusted Scheduled Activity (UDA)	
	2016	2017
April	600	1,109
May	2,514	3,206
June	4,176	5,260
July	7,625	7,283
August	9,370	9,466
September	11,742	11,900
October	14,232	14,454
November	16,631	17,162
December	18,993	19,210
January	20,610	
February	23,971	
March	26,195	
April	27,279	
May	27,278	
June	27,280	

QUALITY

	Quantity	Base Number	Contract	AT	Region	England
% of FP17s for the same patient ID Re-attending within 3 months - Children	135	2,106	6.4%	10.2%	11.9%	12.4%
% of FP17s for the same patient ID Re-attending within 3 months - Adults	1,397	8,366	16.7%	15.0%	16.5%	16.6%
% of FP17s for the same patient ID Re-attending between 3 & 9 months - Children	1,323	2,106	62.8%	61.4%	60.2%	57.5%
% of FP17s for the same patient ID Re-attending between 3 & 9 months - Adults	3,608	8,366	43.1%	53.0%	52.0%	50.4%
% of FP17s for Band 1 Urgent Courses	725	9,237	7.8%	8.1%	9.5%	9.1%
% of FP17s Relating to Free Repair or Replacements	87	9,237	0.9%	0.9%	0.7%	0.8%
% of FP17s Relating to Continuations	127	9,237	1.4%	1.5%	1.2%	1.3%
% of Patients satisfied with the dentistry they have received	25	25	100.0%	94.0%	92.9%	92.7%
% of Patients satisfied with the time they had to wait for an appointment	24	25	96.0%	89.4%	88.8%	88.8%

* This is based on patients treated on this contract for their most recent course of treatment. Figures in italics indicate the base number of FP17s or Patient Questionnaire responses are less than 100. N/A is shown where the base number of responses is less than 10 during the period. % is calculated as Quantity/Base number*100

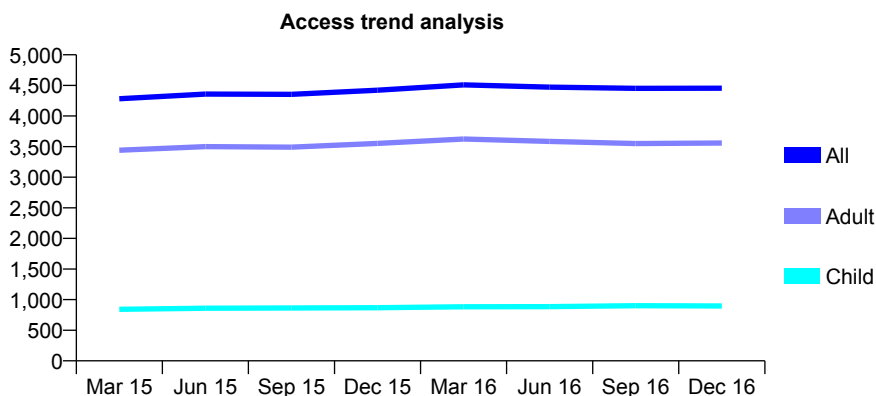
Q65 - Vital Signs At a Glance Contract Report for 186716/0003 - December 2016

Name or company name	Parkfield Dental Surgery Ltd
Contract type name	GDS Contract
Purpose of contract	General
Contract start date	01/03/2010
Contract end date	

16/17 Contracted general activity (UDA)	14,550
Carry forward general activity (UDA)	0
16/17 Contracted orthodontic activity (UOA)	0
Carry forward orthodontic activity (UOA)	0
Baseline contract value	£330,125.59

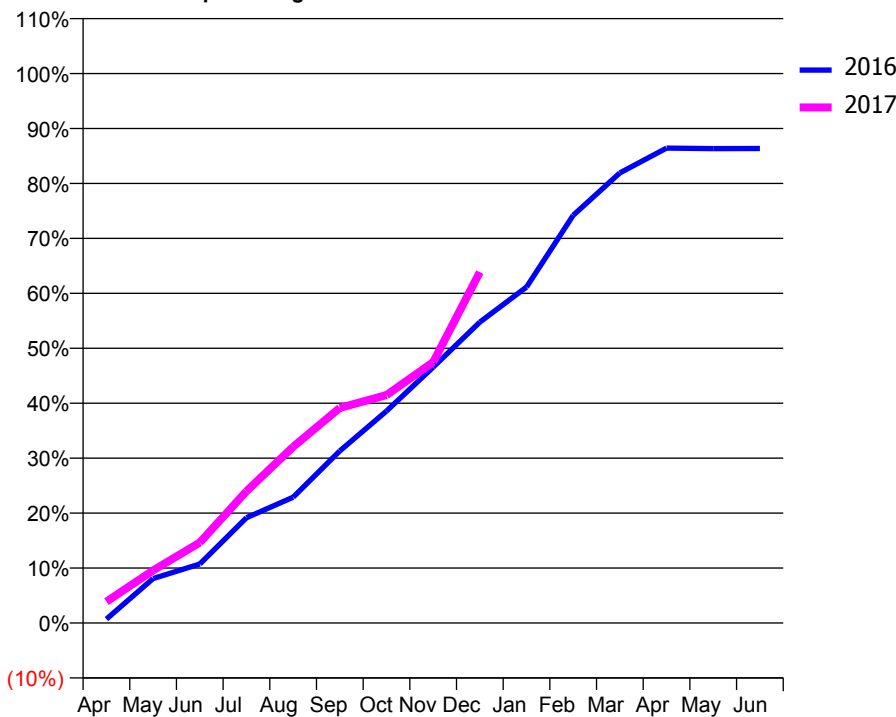
ACCESS*

Patients seen in 24 months	Total	Change since previous quarter
Quarter ending December 2015	4,421	
Quarter ending March 2016	4,508	→
Quarter ending June 2016	4,471	→
Quarter ending September 2016	4,451	→
Quarter ending December 2016	4,455	→
Variance since December 2015	0.8%	→



ACTIVITY

Cumulative percentage of contracted UDA delivered 2016 & 2017



Month	Adjusted Scheduled Activity (UDA)	
	2016	2017
April	106	566
May	1,177	1,392
June	1,563	2,131
July	2,786	3,490
August	3,330	4,667
September	4,557	5,698
October	5,611	6,037
November	6,774	6,909
December	7,967	9,290
January	8,896	
February	10,797	
March	11,917	
April	12,575	
May	12,559	
June	12,564	

QUALITY

	Quantity	Base Number	Contract	AT	Region	England
% of FP17s for the same patient ID Re-attending within 3 months - Children	117	922	12.7%	10.2%	11.9%	12.4%
% of FP17s for the same patient ID Re-attending within 3 months - Adults	536	3,735	14.4%	15.0%	16.5%	16.6%
% of FP17s for the same patient ID Re-attending between 3 & 9 months - Children	490	922	53.1%	61.4%	60.2%	57.5%
% of FP17s for the same patient ID Re-attending between 3 & 9 months - Adults	2,228	3,735	59.7%	53.0%	52.0%	50.4%
% of FP17s for Band 1 Urgent Courses	385	4,460	8.6%	8.1%	9.5%	9.1%
% of FP17s Relating to Free Repair or Replacements	60	4,460	1.3%	0.9%	0.7%	0.8%
% of FP17s Relating to Continuations	61	4,460	1.4%	1.5%	1.2%	1.3%
% of Patients satisfied with the dentistry they have received	8	9	N/A	94.0%	92.9%	92.7%
% of Patients satisfied with the time they had to wait for an appointment	6	9	N/A	89.4%	88.8%	88.8%

* This is based on patients treated on this contract for their most recent course of treatment. Figures in italics indicate the base number of FP17s or Patient Questionnaire responses are less than 100. N/A is shown where the base number of responses is less than 10 during the period. % is calculated as Quantity/Base number*100

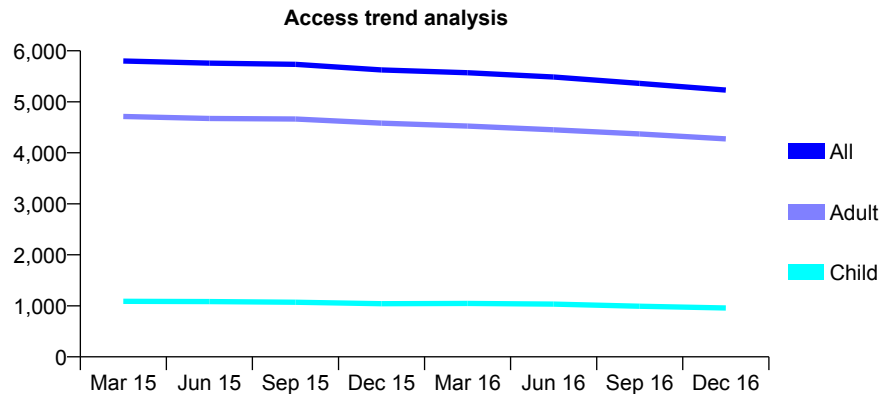
Q65 - Vital Signs At a Glance Contract Report for 186716/0004 - December 2016

Name or company name	Parkfield Dental Surgery Ltd
Contract type name	GDS Contract
Purpose of contract	General
Contract start date	09/05/2011
Contract end date	

16/17 Contracted general activity (UDA)	18,000
Carry forward general activity (UDA)	0
16/17 Contracted orthodontic activity (UOA)	0
Carry forward orthodontic activity (UOA)	0
Baseline contract value	£477,647.93

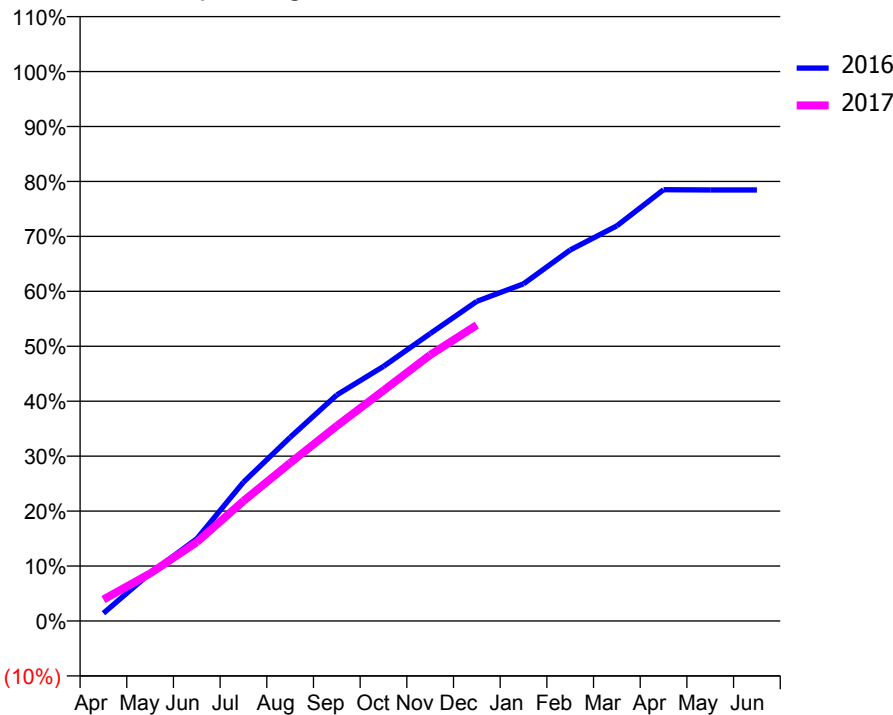
ACCESS*

Patients seen in 24 months	Total	Change since previous quarter
Quarter ending December 2015	5,626	
Quarter ending March 2016	5,571	→
Quarter ending June 2016	5,486	↓
Quarter ending September 2016	5,362	↓
Quarter ending December 2016	5,230	↓
Variance since December 2015	(7.0%)	↓



ACTIVITY

Cumulative percentage of contracted UDA delivered 2016 & 2017



Month	Adjusted Scheduled Activity (UDA)	
	2016	2017
April	254	704
May	1,568	1,555
June	2,693	2,584
July	4,550	3,932
August	6,018	5,177
September	7,407	6,393
October	8,340	7,549
November	9,415	8,715
December	10,473	9,695
January	11,045	
February	12,154	
March	12,943	
April	14,128	
May	14,121	
June	14,121	

QUALITY

	Quantity	Base Number	Contract	AT	Region	England
% of FP17s for the same patient ID Re-attending within 3 months - Children	74	1,171	6.3%	10.2%	11.9%	12.4%
% of FP17s for the same patient ID Re-attending within 3 months - Adults	909	5,552	16.4%	15.0%	16.5%	16.6%
% of FP17s for the same patient ID Re-attending between 3 & 9 months - Children	801	1,171	68.4%	61.4%	60.2%	57.5%
% of FP17s for the same patient ID Re-attending between 3 & 9 months - Adults	3,479	5,552	62.7%	53.0%	52.0%	50.4%
% of FP17s for Band 1 Urgent Courses	416	5,438	7.6%	8.1%	9.5%	9.1%
% of FP17s Relating to Free Repair or Replacements	100	5,438	1.8%	0.9%	0.7%	0.8%
% of FP17s Relating to Continuations	73	5,438	1.3%	1.5%	1.2%	1.3%
% of Patients satisfied with the dentistry they have received	12	12	100.0%	94.0%	92.9%	92.7%
% of Patients satisfied with the time they had to wait for an appointment	12	12	100.0%	89.4%	88.8%	88.8%

* This is based on patients treated on this contract for their most recent course of treatment. Figures in italics indicate the base number of FP17s or Patient Questionnaire responses are less than 100. N/A is shown where the base number of responses is less than 10 during the period. % is calculated as Quantity/Base number*100

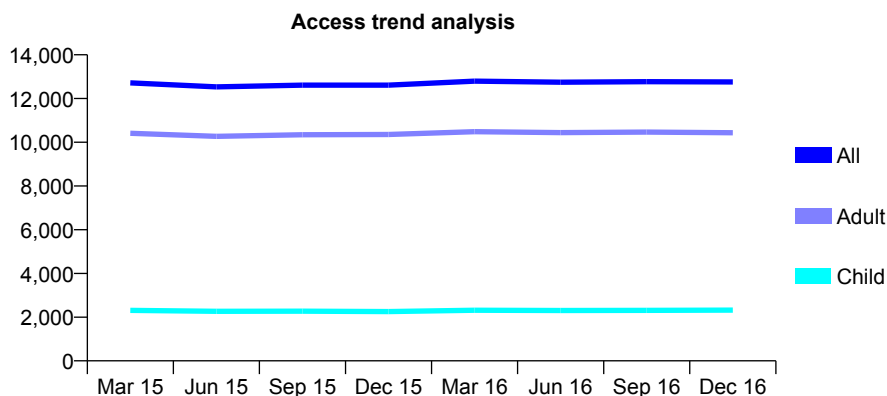
Q65 - Vital Signs At a Glance Contract Report for 187321/0001 - December 2016

Name or company name	Phoenix Dental Ltd.,
Contract type name	GDS Contract
Purpose of contract	General
Contract start date	01/05/2007
Contract end date	

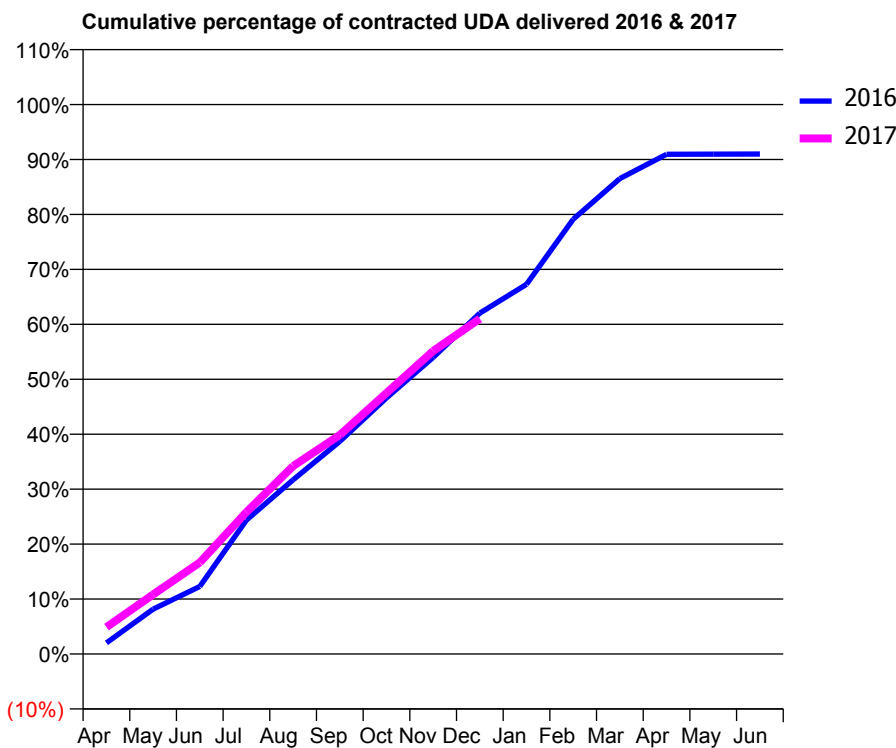
16/17 Contracted general activity (UDA)	39,546
Carry forward general activity (UDA)	0
16/17 Contracted orthodontic activity (UOA)	0
Carry forward orthodontic activity (UOA)	0
Baseline contract value	£837,992.17

ACCESS*

Patients seen in 24 months	Total	Change since previous quarter
Quarter ending December 2015	12,614	
Quarter ending March 2016	12,794	→
Quarter ending June 2016	12,748	→
Quarter ending September 2016	12,773	→
Quarter ending December 2016	12,758	→
Variance since December 2015	1.1%	→



ACTIVITY



Month	Adjusted Scheduled Activity (UDA)	
	2016	2017
April	800	1,930
May	3,233	4,289
June	4,858	6,591
July	9,636	10,219
August	12,534	13,529
September	15,306	15,766
October	18,428	18,782
November	21,348	21,810
December	24,538	24,131
January	26,603	
February	31,293	
March	34,214	
April	35,964	
May	35,968	
June	35,987	

QUALITY

	Quantity	Base Number	Contract	AT	Region	England
% of FP17s for the same patient ID Re-attending within 3 months - Children	142	2,542	5.6%	10.2%	11.9%	12.4%
% of FP17s for the same patient ID Re-attending within 3 months - Adults	1,187	10,742	11.1%	15.0%	16.5%	16.6%
% of FP17s for the same patient ID Re-attending between 3 & 9 months - Children	1,433	2,542	56.4%	61.4%	60.2%	57.5%
% of FP17s for the same patient ID Re-attending between 3 & 9 months - Adults	5,567	10,742	51.8%	53.0%	52.0%	50.4%
% of FP17s for Band 1 Urgent Courses	636	12,472	5.1%	8.1%	9.5%	9.1%
% of FP17s Relating to Free Repair or Replacements	106	12,472	0.8%	0.9%	0.7%	0.8%
% of FP17s Relating to Continuations	210	12,472	1.7%	1.5%	1.2%	1.3%
% of Patients satisfied with the dentistry they have received	33	33	100.0%	94.0%	92.9%	92.7%
% of Patients satisfied with the time they had to wait for an appointment	27	33	81.8%	89.4%	88.8%	88.8%

* This is based on patients treated on this contract for their most recent course of treatment. Figures in italics indicate the base number of FP17s or Patient Questionnaire responses are less than 100. N/A is shown where the base number of responses is less than 10 during the period. % is calculated as Quantity/Base number*100

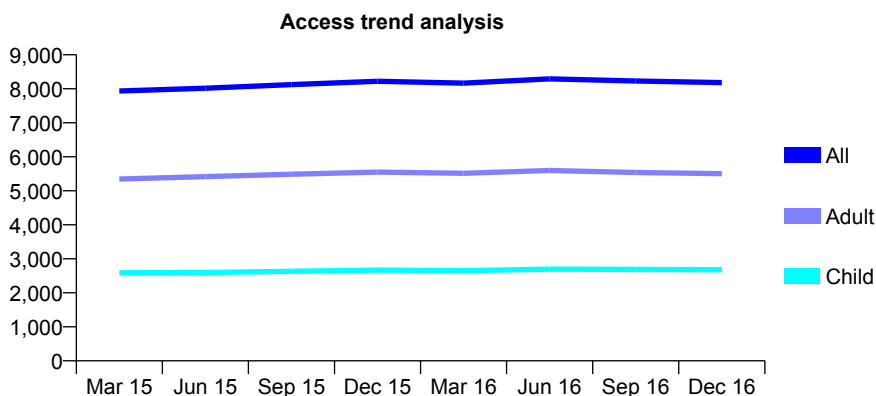
Q65 - Vital Signs At a Glance Contract Report for 187321/0002 - December 2016

Name or company name	Phoenix Dental Ltd.,
Contract type name	GDS Contract
Purpose of contract	General
Contract start date	01/04/2009
Contract end date	

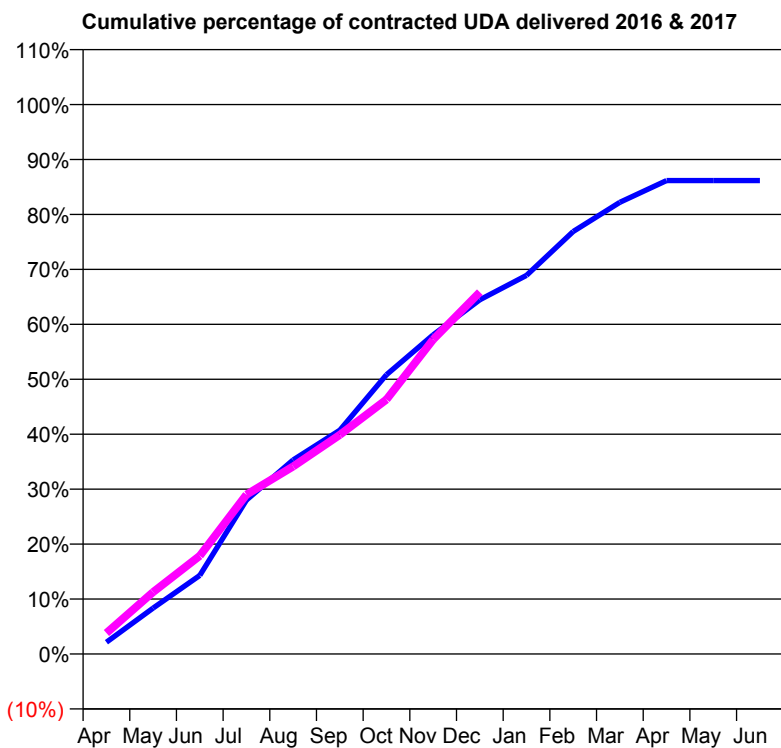
16/17 Contracted general activity (UDA)	20,500
Carry forward general activity (UDA)	0
16/17 Contracted orthodontic activity (UOA)	0
Carry forward orthodontic activity (UOA)	0
Baseline contract value	£478,702.88

ACCESS*

Patients seen in 24 months	Total	Change since previous quarter
Quarter ending December 2015	8,220	
Quarter ending March 2016	8,168	→
Quarter ending June 2016	8,294	→
Quarter ending September 2016	8,228	→
Quarter ending December 2016	8,183	→
Variance since December 2015	(0.5%)	→



ACTIVITY



Month	Adjusted Scheduled Activity (UDA)	
	2016	2017
April	438	784
May	1,712	2,309
June	2,934	3,663
July	5,746	5,947
August	7,241	6,997
September	8,348	8,177
October	10,419	9,492
November	11,907	11,732
December	13,213	13,497
January	14,126	
February	15,760	
March	16,851	
April	17,663	
May	17,664	
June	17,664	

QUALITY

	Quantity	Base Number	Contract	AT	Region	England
% of FP17s for the same patient ID Re-attending within 3 months - Children	214	2,996	7.1%	10.2%	11.9%	12.4%
% of FP17s for the same patient ID Re-attending within 3 months - Adults	631	5,375	11.7%	15.0%	16.5%	16.6%
% of FP17s for the same patient ID Re-attending between 3 & 9 months - Children	1,788	2,996	59.7%	61.4%	60.2%	57.5%
% of FP17s for the same patient ID Re-attending between 3 & 9 months - Adults	2,789	5,375	51.9%	53.0%	52.0%	50.4%
% of FP17s for Band 1 Urgent Courses	365	7,564	4.8%	8.1%	9.5%	9.1%
% of FP17s Relating to Free Repair or Replacements	42	7,564	0.6%	0.9%	0.7%	0.8%
% of FP17s Relating to Continuations	170	7,564	2.2%	1.5%	1.2%	1.3%
% of Patients satisfied with the dentistry they have received	14	16	87.5%	94.0%	92.9%	92.7%
% of Patients satisfied with the time they had to wait for an appointment	15	16	93.8%	89.4%	88.8%	88.8%

* This is based on patients treated on this contract for their most recent course of treatment. Figures in italics indicate the base number of FP17s or Patient Questionnaire responses are less than 100. N/A is shown where the base number of responses is less than 10 during the period. % is calculated as Quantity/Base number*100

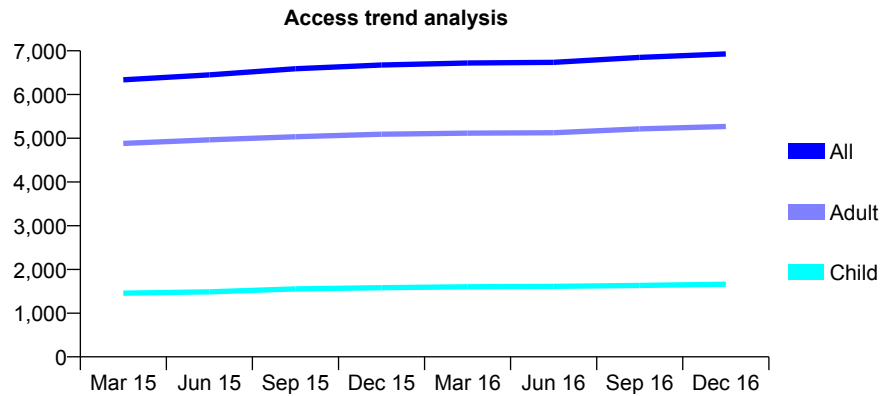
Q65 - Vital Signs At a Glance Contract Report for 187321/0003 - December 2016

Name or company name	Phoenix Dental Ltd.,
Contract type name	GDS Contract
Purpose of contract	General
Contract start date	25/10/2010
Contract end date	

16/17 Contracted general activity (UDA)	19,000
Carry forward general activity (UDA)	0
16/17 Contracted orthodontic activity (UOA)	0
Carry forward orthodontic activity (UOA)	0
Baseline contract value	£492,205.73

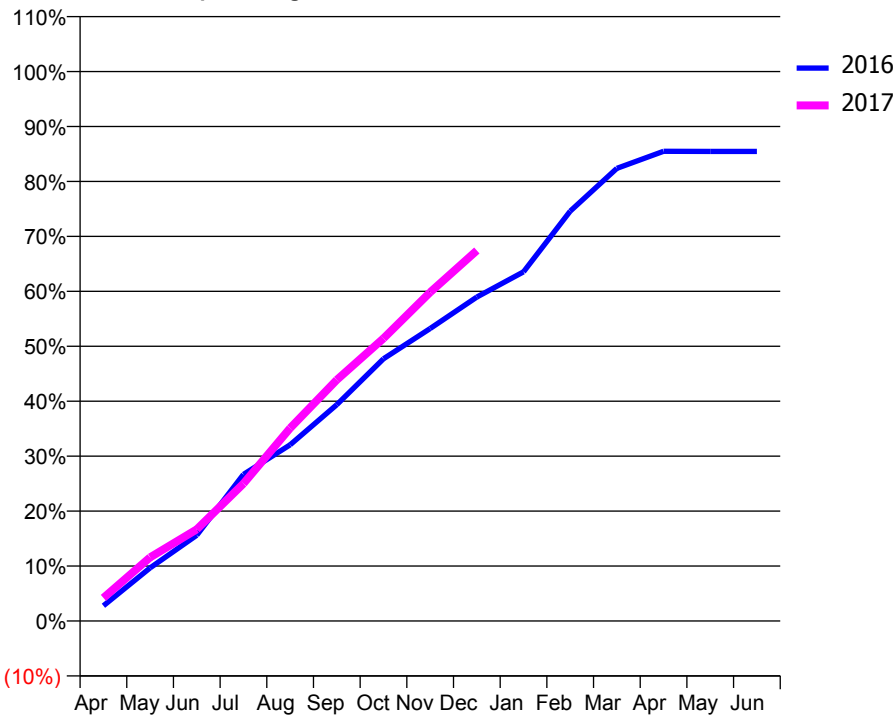
ACCESS*

Patients seen in 24 months	Total	Change since previous quarter
Quarter ending December 2015	6,674	
Quarter ending March 2016	6,720	→
Quarter ending June 2016	6,736	→
Quarter ending September 2016	6,848	→
Quarter ending December 2016	6,929	→
Variance since December 2015	3.8%	↑



ACTIVITY

Cumulative percentage of contracted UDA delivered 2016 & 2017



Month	Adjusted Scheduled Activity (UDA)	
	2016	2017
April	576	801
May	2,000	2,201
June	3,232	3,169
July	5,521	4,753
August	6,640	6,668
September	8,148	8,339
October	9,877	9,773
November	11,019	11,367
December	12,206	12,812
January	13,151	
February	15,439	
March	17,052	
April	17,696	
May	17,690	
June	17,691	

QUALITY

	Quantity	Base Number	Contract	AT	Region	England
% of FP17s for the same patient ID Re-attending within 3 months - Children	93	1,766	5.3%	10.2%	11.9%	12.4%
% of FP17s for the same patient ID Re-attending within 3 months - Adults	374	4,657	8.0%	15.0%	16.5%	16.6%
% of FP17s for the same patient ID Re-attending between 3 & 9 months - Children	1,077	1,766	61.0%	61.4%	60.2%	57.5%
% of FP17s for the same patient ID Re-attending between 3 & 9 months - Adults	2,517	4,657	54.0%	53.0%	52.0%	50.4%
% of FP17s for Band 1 Urgent Courses	180	6,104	2.9%	8.1%	9.5%	9.1%
% of FP17s Relating to Free Repair or Replacements	43	6,104	0.7%	0.9%	0.7%	0.8%
% of FP17s Relating to Continuations	62	6,104	1.0%	1.5%	1.2%	1.3%
% of Patients satisfied with the dentistry they have received	10	11	90.9%	94.0%	92.9%	92.7%
% of Patients satisfied with the time they had to wait for an appointment	8	11	72.7%	89.4%	88.8%	88.8%

* This is based on patients treated on this contract for their most recent course of treatment. Figures in italics indicate the base number of FP17s or Patient Questionnaire responses are less than 100. N/A is shown where the base number of responses is less than 10 during the period. % is calculated as Quantity/Base number*100

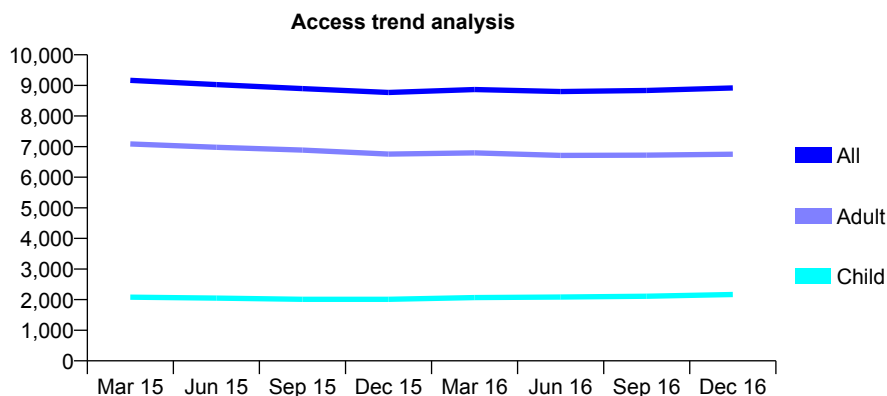
Q65 - Vital Signs At a Glance Contract Report for 190195/0007 - December 2016

Name or company name	Xeon Smiles UK Ltd
Contract type name	GDS Contract
Purpose of contract	General
Contract start date	01/11/2010
Contract end date	

16/17 Contracted general activity (UDA)	31,772
Carry forward general activity (UDA)	180
16/17 Contracted orthodontic activity (UOA)	0
Carry forward orthodontic activity (UOA)	0
Baseline contract value	£795,830.75

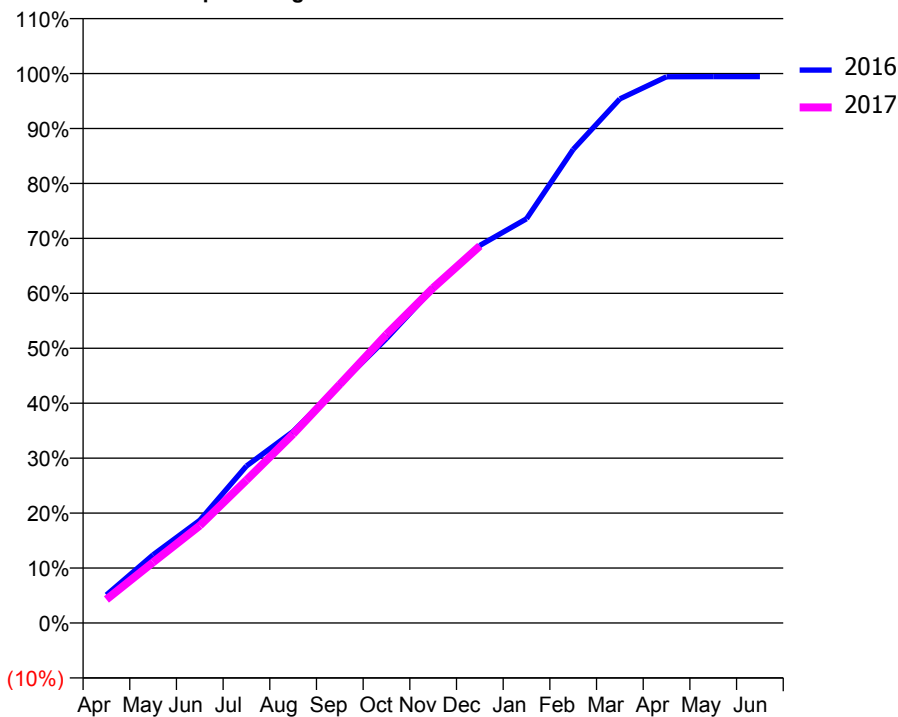
ACCESS*

Patients seen in 24 months	Total	Change since previous quarter
Quarter ending December 2015	8,768	
Quarter ending March 2016	8,866	→
Quarter ending June 2016	8,800	→
Quarter ending September 2016	8,834	→
Quarter ending December 2016	8,917	→
Variance since December 2015	1.7%	→



ACTIVITY

Cumulative percentage of contracted UDA delivered 2016 & 2017



Month	Adjusted Scheduled Activity (UDA)	
	2016	2017
April	1,623	1,364
May	3,944	3,513
June	5,940	5,629
July	9,080	8,262
August	11,073	10,926
September	13,779	13,795
October	16,446	16,686
November	19,350	19,382
December	21,830	21,798
January	23,371	
February	27,379	
March	30,306	
April	31,582	
May	31,589	
June	31,592	

QUALITY

	Quantity	Base Number	Contract	AT	Region	England
% of FP17s for the same patient ID Re-attending within 3 months - Children	159	2,034	7.8%	10.2%	11.9%	12.4%
% of FP17s for the same patient ID Re-attending within 3 months - Adults	973	6,019	16.2%	15.0%	16.5%	16.6%
% of FP17s for the same patient ID Re-attending between 3 & 9 months - Children	977	2,034	48.0%	61.4%	60.2%	57.5%
% of FP17s for the same patient ID Re-attending between 3 & 9 months - Adults	2,463	6,019	40.9%	53.0%	52.0%	50.4%
% of FP17s for Band 1 Urgent Courses	940	7,587	12.4%	8.1%	9.5%	9.1%
% of FP17s Relating to Free Repair or Replacements	153	7,587	2.0%	0.9%	0.7%	0.8%
% of FP17s Relating to Continuations	72	7,587	0.9%	1.5%	1.2%	1.3%
% of Patients satisfied with the dentistry they have received	15	18	83.3%	94.0%	92.9%	92.7%
% of Patients satisfied with the time they had to wait for an appointment	13	18	72.2%	89.4%	88.8%	88.8%

* This is based on patients treated on this contract for their most recent course of treatment. Figures in italics indicate the base number of FP17s or Patient Questionnaire responses are less than 100. N/A is shown where the base number of responses is less than 10 during the period. % is calculated as Quantity/Base number*100

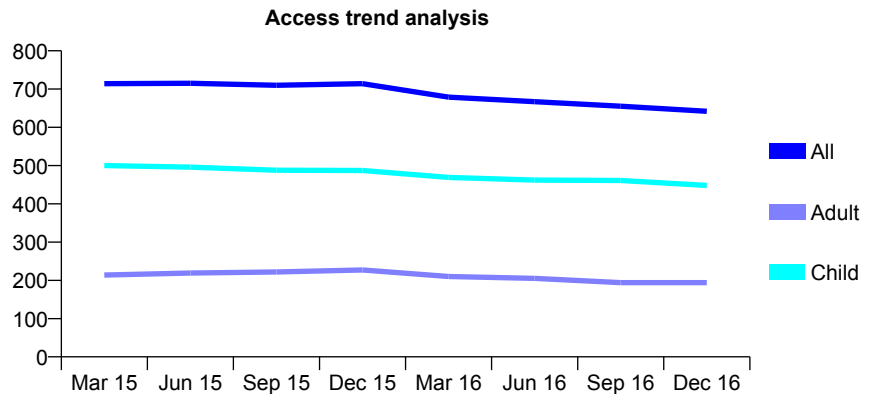
Q65 - Vital Signs At a Glance Contract Report for 190365/0001 - December 2016

Name or company name	Main Dental Partners
Contract type name	GDS Contract
Purpose of contract	General
Contract start date	01/03/2013
Contract end date	

16/17 Contracted general activity (UDA)	1,600
Carry forward general activity (UDA)	0
16/17 Contracted orthodontic activity (UOA)	0
Carry forward orthodontic activity (UOA)	0
Baseline contract value	£35,698.41

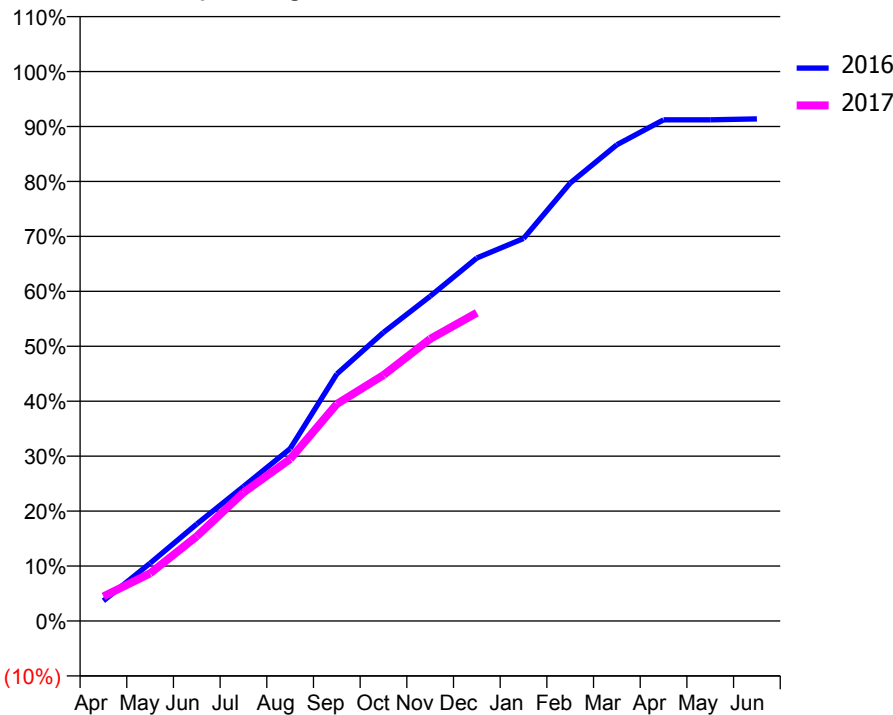
ACCESS*

Patients seen in 24 months	Total	Change since previous quarter
Quarter ending December 2015	714	
Quarter ending March 2016	679	↓
Quarter ending June 2016	667	↓
Quarter ending September 2016	655	↓
Quarter ending December 2016	642	↓
Variance since December 2015	(10.1%)	↓



ACTIVITY

Cumulative percentage of contracted UDA delivered 2016 & 2017



Month	Adjusted Scheduled Activity (UDA)	
	2016	2017
April	59	72
May	168	139
June	282	247
July	391	374
August	502	471
September	719	632
October	841	716
November	946	821
December	1,057	897
January	1,114	
February	1,275	
March	1,387	
April	1,459	
May	1,459	
June	1,462	

QUALITY

	Quantity	Base Number	Contract	AT	Region	England
% of FP17s for the same patient ID Re-attending within 3 months - Children	47	541	8.7%	10.2%	11.9%	12.4%
% of FP17s for the same patient ID Re-attending within 3 months - Adults	17	114	14.9%	15.0%	16.5%	16.6%
% of FP17s for the same patient ID Re-attending between 3 & 9 months - Children	349	541	64.5%	61.4%	60.2%	57.5%
% of FP17s for the same patient ID Re-attending between 3 & 9 months - Adults	58	114	50.9%	53.0%	52.0%	50.4%
% of FP17s for Band 1 Urgent Courses	17	599	2.8%	8.1%	9.5%	9.1%
% of FP17s Relating to Free Repair or Replacements	0	599	0.0%	0.9%	0.7%	0.8%
% of FP17s Relating to Continuations	3	599	0.5%	1.5%	1.2%	1.3%
% of Patients satisfied with the dentistry they have received	0	0	N/A	94.0%	92.9%	92.7%
% of Patients satisfied with the time they had to wait for an appointment	0	0	N/A	89.4%	88.8%	88.8%

* This is based on patients treated on this contract for their most recent course of treatment. Figures in italics indicate the base number of FP17s or Patient Questionnaire responses are less than 100. N/A is shown where the base number of responses is less than 10 during the period. % is calculated as Quantity/Base number*100

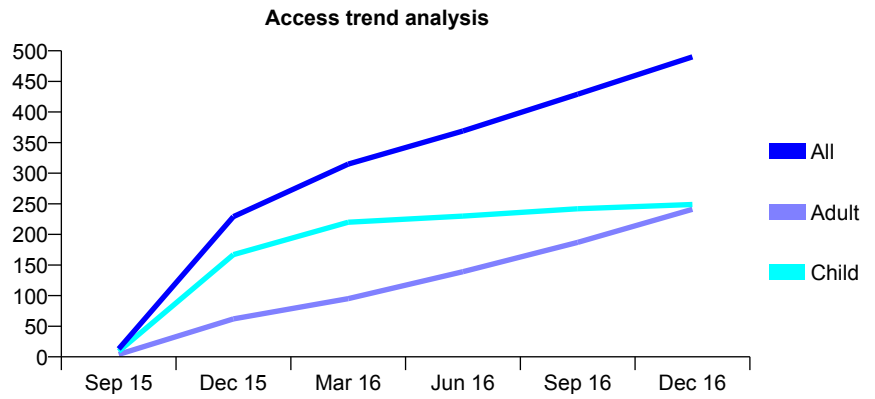
Q65 - Vital Signs At a Glance Contract Report for 192392/0001 - December 2016

Name or company name	Miss AJ Gorman
Contract type name	GDS Contract
Purpose of contract	General
Contract start date	15/05/2015
Contract end date	

16/17 Contracted general activity (UDA)	1,255
Carry forward general activity (UDA)	0
16/17 Contracted orthodontic activity (UOA)	0
Carry forward orthodontic activity (UOA)	0
Baseline contract value	£29,940.79

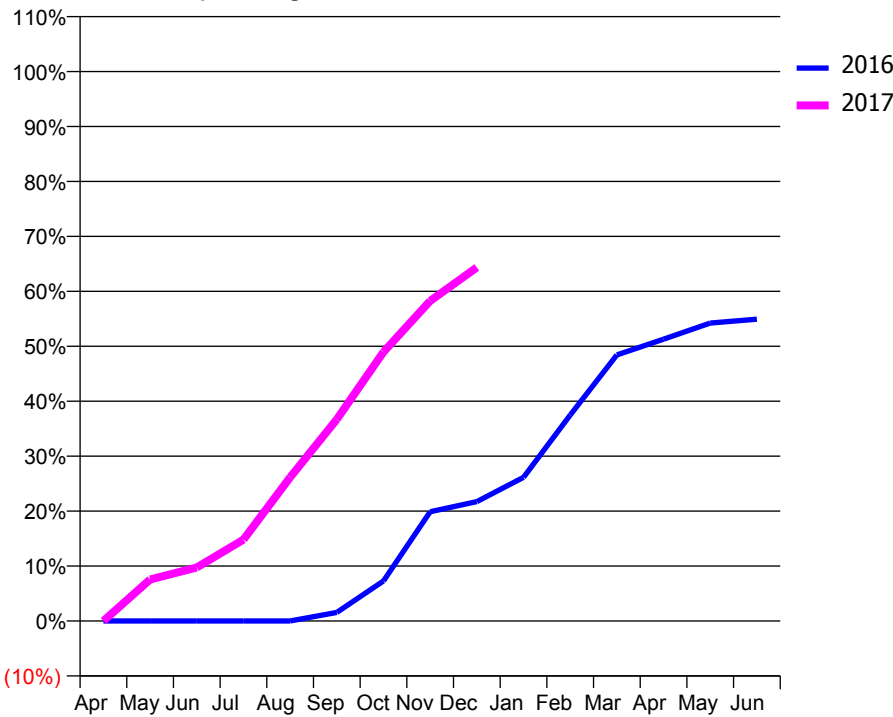
ACCESS*

Patients seen in 24 months	Total	Change since previous quarter
Quarter ending December 2015	229	
Quarter ending March 2016	315	↑
Quarter ending June 2016	369	↑
Quarter ending September 2016	429	↑
Quarter ending December 2016	490	↑
Variance since December 2015	114.0%	↑



ACTIVITY

Cumulative percentage of contracted UDA delivered 2016 & 2017



Month	Adjusted Scheduled Activity (UDA)	
	2016	2017
April	0	0
May	0	95
June	0	122
July	0	186
August	0	328
September	17	461
October	80	614
November	220	731
December	240	808
January	289	
February	414	
March	535	
April	566	
May	599	
June	606	

QUALITY

	Quantity	Base Number	Contract	AT	Region	England
% of FP17s for the same patient ID Re-attending within 3 months - Children	17	264	6.4%	10.2%	11.9%	12.4%
% of FP17s for the same patient ID Re-attending within 3 months - Adults	22	228	9.6%	15.0%	16.5%	16.6%
% of FP17s for the same patient ID Re-attending between 3 & 9 months - Children	125	264	47.3%	61.4%	60.2%	57.5%
% of FP17s for the same patient ID Re-attending between 3 & 9 months - Adults	43	228	18.9%	53.0%	52.0%	50.4%
% of FP17s for Band 1 Urgent Courses	73	402	18.2%	8.1%	9.5%	9.1%
% of FP17s Relating to Free Repair or Replacements	0	402	0.0%	0.9%	0.7%	0.8%
% of FP17s Relating to Continuations	0	402	0.0%	1.5%	1.2%	1.3%
% of Patients satisfied with the dentistry they have received	3	3	N/A	94.0%	92.9%	92.7%
% of Patients satisfied with the time they had to wait for an appointment	1	3	N/A	89.4%	88.8%	88.8%

* This is based on patients treated on this contract for their most recent course of treatment. Figures in italics indicate the base number of FP17s or Patient Questionnaire responses are less than 100. N/A is shown where the base number of responses is less than 10 during the period. % is calculated as Quantity/Base number*100

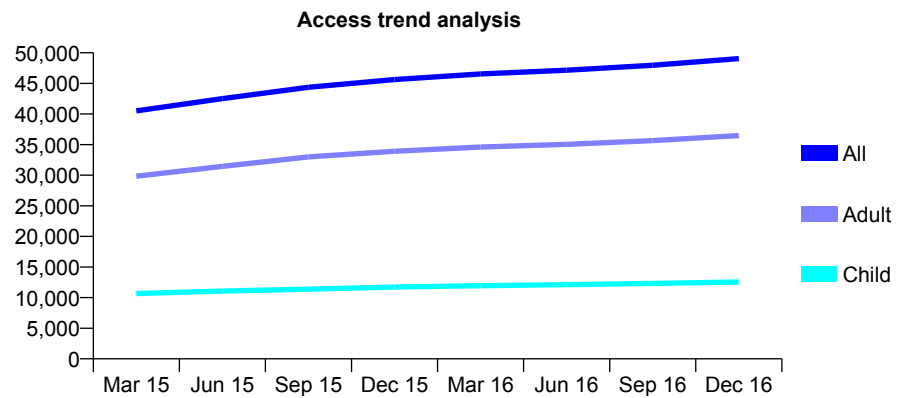
Q65 - Vital Signs At a Glance Contract Report for 196703/0001 - December 2016

Name or company name	D A & C Houston & Associates
Contract type name	GDS Contract
Purpose of contract	General
Contract start date	01/10/2013
Contract end date	

16/17 Contracted general activity (UDA)	168,434
Carry forward general activity (UDA)	0
16/17 Contracted orthodontic activity (UOA)	0
Carry forward orthodontic activity (UOA)	0
Baseline contract value	£4,110,158.97

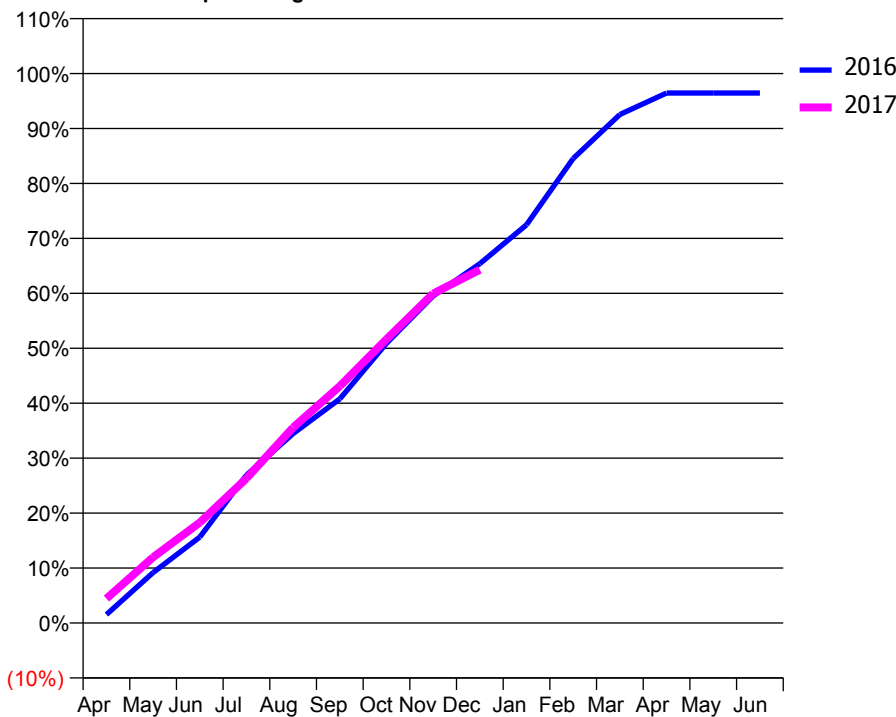
ACCESS*

Patients seen in 24 months	Total	Change since previous quarter
Quarter ending December 2015	45,638	
Quarter ending March 2016	46,549	→
Quarter ending June 2016	47,151	→
Quarter ending September 2016	47,956	→
Quarter ending December 2016	49,044	↑
Variance since December 2015	7.5%	↑



ACTIVITY

Cumulative percentage of contracted UDA delivered 2016 & 2017



Month	Adjusted Scheduled Activity (UDA)	
	2016	2017
April	2,438	7,494
May	14,437	20,178
June	24,577	30,804
July	42,336	44,319
August	54,195	59,937
September	64,083	72,593
October	79,995	86,983
November	93,561	100,975
December	102,763	108,315
January	113,933	
February	132,892	
March	145,453	
April	151,616	
May	151,596	
June	151,587	

QUALITY

	Quantity	Base Number	Contract	AT	Region	England
% of FP17s for the same patient ID Re-attending within 3 months - Children	1,123	14,446	7.8%	10.2%	11.9%	12.4%
% of FP17s for the same patient ID Re-attending within 3 months - Adults	7,238	41,801	17.3%	15.0%	16.5%	16.6%
% of FP17s for the same patient ID Re-attending between 3 & 9 months - Children	9,529	14,446	66.0%	61.4%	60.2%	57.5%
% of FP17s for the same patient ID Re-attending between 3 & 9 months - Adults	25,187	41,801	60.3%	53.0%	52.0%	50.4%
% of FP17s for Band 1 Urgent Courses	4,759	51,690	9.2%	8.1%	9.5%	9.1%
% of FP17s Relating to Free Repair or Replacements	552	51,690	1.1%	0.9%	0.7%	0.8%
% of FP17s Relating to Continuations	1,313	51,690	2.5%	1.5%	1.2%	1.3%
% of Patients satisfied with the dentistry they have received	111	119	93.3%	94.0%	92.9%	92.7%
% of Patients satisfied with the time they had to wait for an appointment	111	119	93.3%	89.4%	88.8%	88.8%

* This is based on patients treated on this contract for their most recent course of treatment. Figures in italics indicate the base number of FP17s or Patient Questionnaire responses are less than 100. N/A is shown where the base number of responses is less than 10 during the period. % is calculated as Quantity/Base number*100

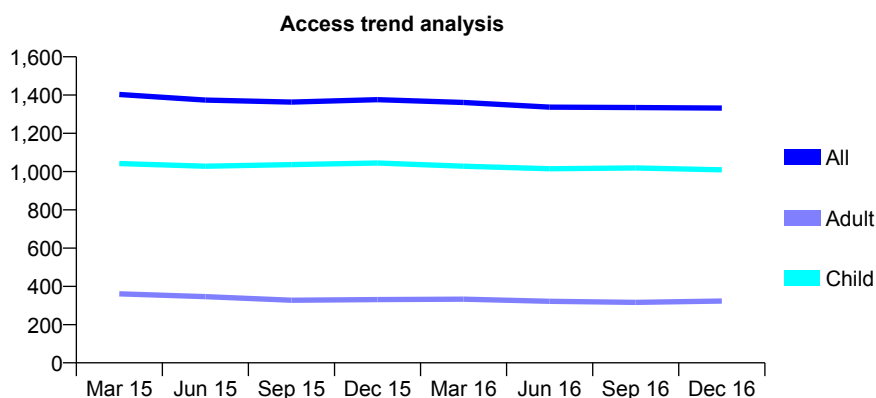
Q65 - Vital Signs At a Glance Contract Report for 197963/0001 - December 2016

Name or company name	Linden House Dental Practice
Contract type name	GDS Contract
Purpose of contract	General and Orthodontic
Contract start date	01/02/2011
Contract end date	

16/17 Contracted general activity (UDA)	3,702
Carry forward general activity (UDA)	0
16/17 Contracted orthodontic activity (UOA)	472
Carry forward orthodontic activity (UOA)	0
Baseline contract value	£118,349.32

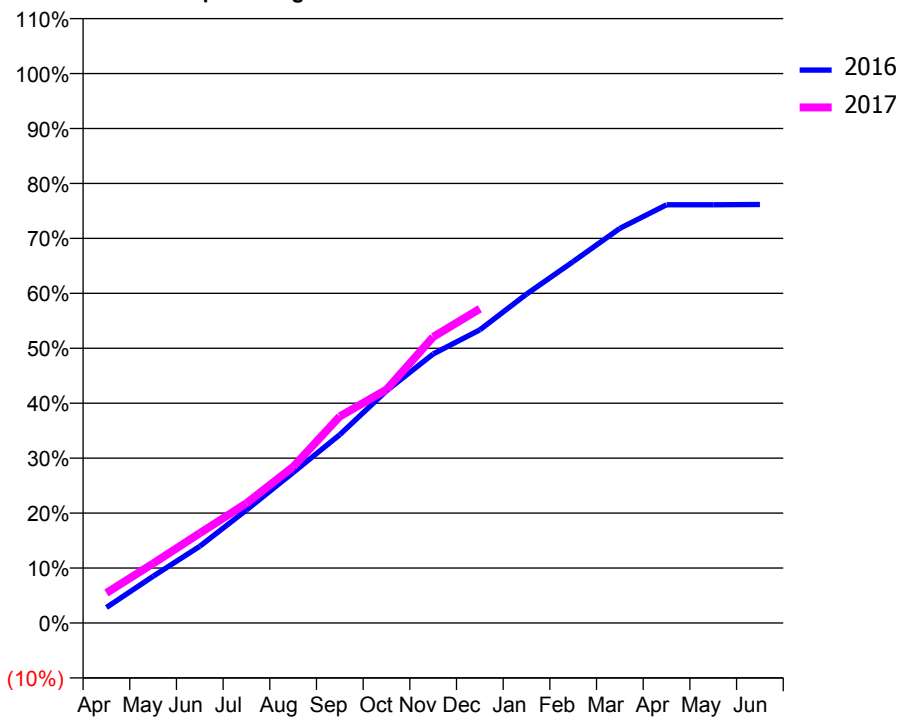
ACCESS*

Patients seen in 24 months	Total	Change since previous quarter
Quarter ending December 2015	1,376	
Quarter ending March 2016	1,361	↓
Quarter ending June 2016	1,337	↓
Quarter ending September 2016	1,335	→
Quarter ending December 2016	1,332	→
Variance since December 2015	(3.2%)	↓



ACTIVITY

Cumulative percentage of contracted UDA delivered 2016 & 2017



Adjusted Scheduled Activity (UDA)

Month	2016	2017
April	118	203
May	354	401
June	582	605
July	857	807
August	1,141	1,053
September	1,427	1,392
October	1,760	1,573
November	2,040	1,928
December	2,222	2,117
January	2,493	
February	2,740	
March	2,991	
April	3,170	
May	3,170	
June	3,172	

QUALITY

	Quantity	Base Number	Contract	AT	Region	England
% of FP17s for the same patient ID Re-attending within 3 months - Children	123	1,319	9.3%	10.2%	11.9%	12.4%
% of FP17s for the same patient ID Re-attending within 3 months - Adults	27	191	14.1%	15.0%	16.5%	16.6%
% of FP17s for the same patient ID Re-attending between 3 & 9 months - Children	897	1,319	68.0%	61.4%	60.2%	57.5%
% of FP17s for the same patient ID Re-attending between 3 & 9 months - Adults	125	191	65.4%	53.0%	52.0%	50.4%
% of FP17s for Band 1 Urgent Courses	34	1,368	2.5%	8.1%	9.5%	9.1%
% of FP17s Relating to Free Repair or Replacements	0	1,368	0.0%	0.9%	0.7%	0.8%
% of FP17s Relating to Continuations	1	1,368	0.1%	1.5%	1.2%	1.3%
% of Patients satisfied with the dentistry they have received	3	3	N/A	94.0%	92.9%	92.7%
% of Patients satisfied with the time they had to wait for an appointment	3	3	N/A	89.4%	88.8%	88.8%

* This is based on patients treated on this contract for their most recent course of treatment. Figures in italics indicate the base number of FP17s or Patient Questionnaire responses are less than 100. N/A is shown where the base number of responses is less than 10 during the period. % is calculated as Quantity/Base number*100

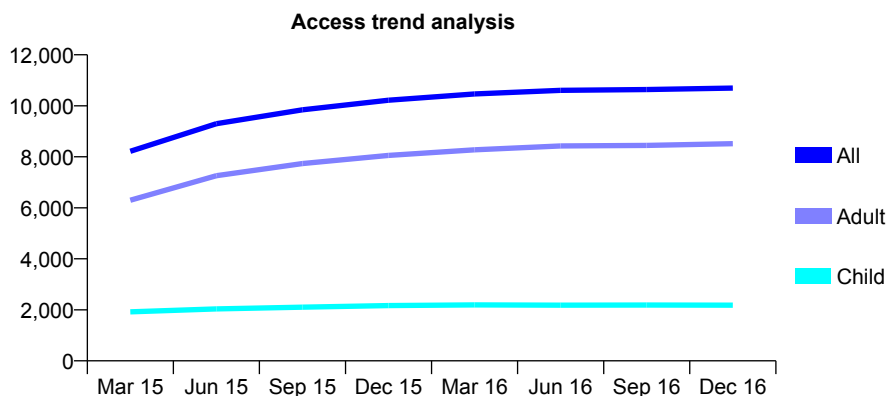
Q65 - Vital Signs At a Glance Contract Report for 198587/0001 - December 2016

Name or company name	Cheddar Dental Practice
Contract type name	GDS Contract
Purpose of contract	General
Contract start date	01/08/2014
Contract end date	

16/17 Contracted general activity (UDA)	29,758
Carry forward general activity (UDA)	571
16/17 Contracted orthodontic activity (UOA)	0
Carry forward orthodontic activity (UOA)	0
Baseline contract value	£651,884.34

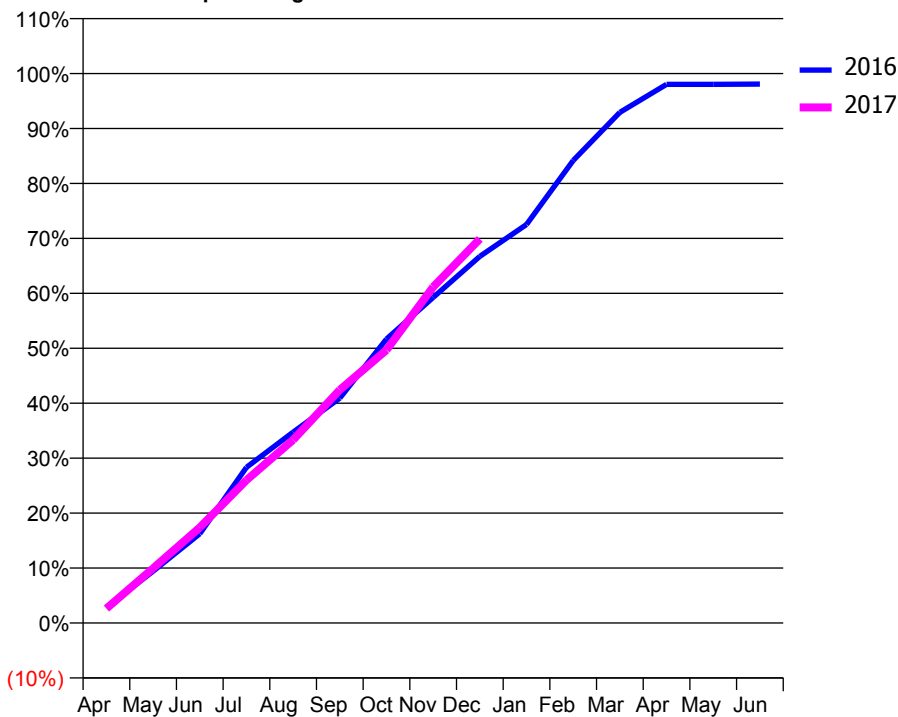
ACCESS*

Patients seen in 24 months	Total	Change since previous quarter
Quarter ending December 2015	10,222	
Quarter ending March 2016	10,467	↑
Quarter ending June 2016	10,609	→
Quarter ending September 2016	10,639	→
Quarter ending December 2016	10,696	→
Variance since December 2015	4.6%	↑



ACTIVITY

Cumulative percentage of contracted UDA delivered 2016 & 2017



Month	Adjusted Scheduled Activity (UDA)	
	2016	2017
April	850	783
May	2,807	2,961
June	4,834	5,171
July	8,429	7,739
August	10,338	9,917
September	12,182	12,625
October	15,381	14,787
November	17,629	18,201
December	19,856	20,803
January	21,581	
February	25,046	
March	27,656	
April	29,174	
May	29,171	
June	29,187	

QUALITY

	Quantity	Base Number	Contract	AT	Region	England
% of FP17s for the same patient ID Re-attending within 3 months - Children	234	2,829	8.3%	10.2%	11.9%	12.4%
% of FP17s for the same patient ID Re-attending within 3 months - Adults	1,697	9,782	17.3%	15.0%	16.5%	16.6%
% of FP17s for the same patient ID Re-attending between 3 & 9 months - Children	2,043	2,829	72.2%	61.4%	60.2%	57.5%
% of FP17s for the same patient ID Re-attending between 3 & 9 months - Adults	4,526	9,782	46.3%	53.0%	52.0%	50.4%
% of FP17s for Band 1 Urgent Courses	791	11,071	7.1%	8.1%	9.5%	9.1%
% of FP17s Relating to Free Repair or Replacements	173	11,071	1.6%	0.9%	0.7%	0.8%
% of FP17s Relating to Continuations	162	11,071	1.5%	1.5%	1.2%	1.3%
% of Patients satisfied with the dentistry they have received	20	20	100.0%	94.0%	92.9%	92.7%
% of Patients satisfied with the time they had to wait for an appointment	19	20	95.0%	89.4%	88.8%	88.8%

* This is based on patients treated on this contract for their most recent course of treatment. Figures in italics indicate the base number of FP17s or Patient Questionnaire responses are less than 100. N/A is shown where the base number of responses is less than 10 during the period. % is calculated as Quantity/Base number*100

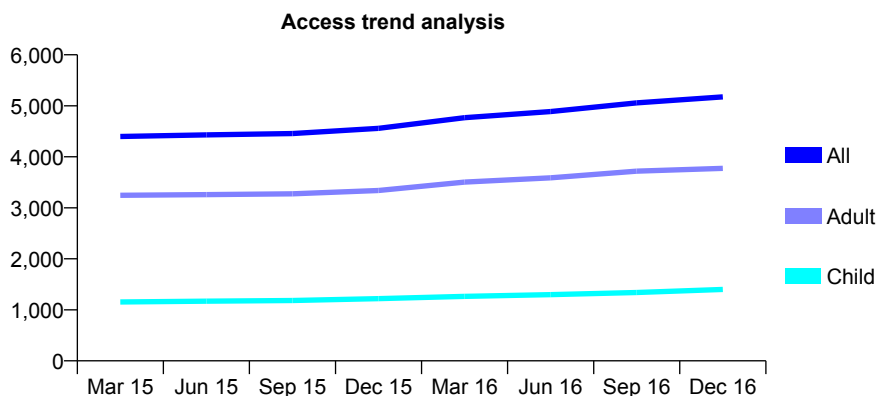
Q65 - Vital Signs At a Glance Contract Report for 199311/0001 - December 2016

Name or company name	Watersedge Blue Ltd
Contract type name	GDS Contract
Purpose of contract	General
Contract start date	01/09/2010
Contract end date	

16/17 Contracted general activity (UDA)	14,000
Carry forward general activity (UDA)	0
16/17 Contracted orthodontic activity (UOA)	0
Carry forward orthodontic activity (UOA)	0
Baseline contract value	£364,582.96

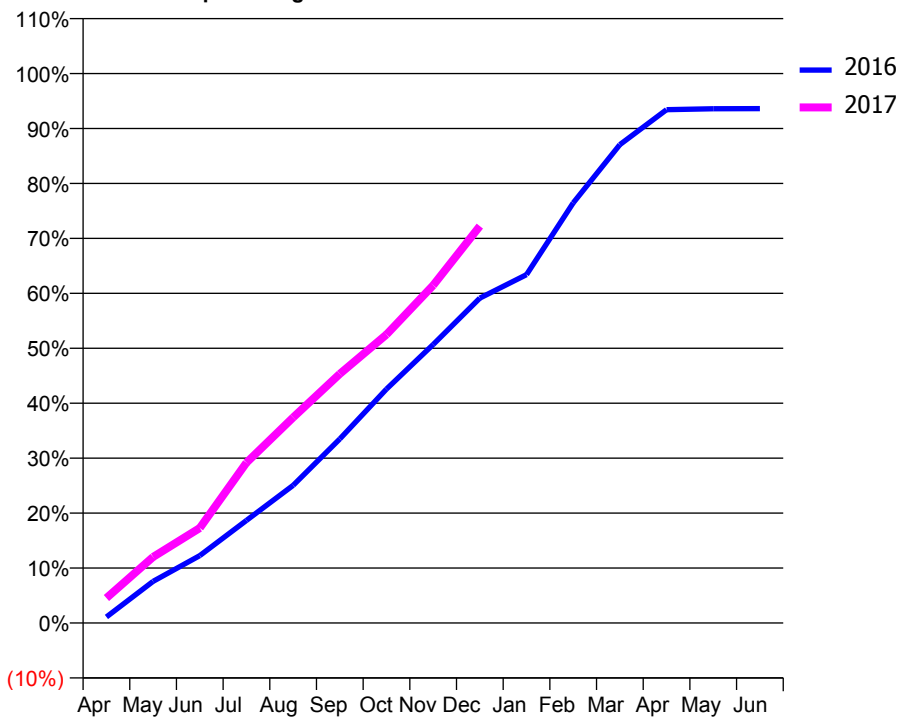
ACCESS*

Patients seen in 24 months	Total	Change since previous quarter
Quarter ending December 2015	4,559	
Quarter ending March 2016	4,768	↑
Quarter ending June 2016	4,887	↑
Quarter ending September 2016	5,058	↑
Quarter ending December 2016	5,175	↑
Variance since December 2015	13.5%	↑



ACTIVITY

Cumulative percentage of contracted UDA delivered 2016 & 2017



Month	Adjusted Scheduled Activity (UDA)	
	2016	2017
April	154	638
May	1,060	1,684
June	1,716	2,422
July	2,614	4,085
August	3,506	5,237
September	4,691	6,348
October	5,961	7,352
November	7,095	8,604
December	8,278	10,113
January	8,875	
February	10,702	
March	12,188	
April	13,080	
May	13,103	
June	13,106	

QUALITY

	Quantity	Base Number	Contract	AT	Region	England
% of FP17s for the same patient ID Re-attending within 3 months - Children	159	1,479	10.8%	10.2%	11.9%	12.4%
% of FP17s for the same patient ID Re-attending within 3 months - Adults	638	3,628	17.6%	15.0%	16.5%	16.6%
% of FP17s for the same patient ID Re-attending between 3 & 9 months - Children	768	1,479	51.9%	61.4%	60.2%	57.5%
% of FP17s for the same patient ID Re-attending between 3 & 9 months - Adults	1,630	3,628	44.9%	53.0%	52.0%	50.4%
% of FP17s for Band 1 Urgent Courses	349	4,272	8.2%	8.1%	9.5%	9.1%
% of FP17s Relating to Free Repair or Replacements	65	4,272	1.5%	0.9%	0.7%	0.8%
% of FP17s Relating to Continuations	78	4,272	1.8%	1.5%	1.2%	1.3%
% of Patients satisfied with the dentistry they have received	12	12	100.0%	94.0%	92.9%	92.7%
% of Patients satisfied with the time they had to wait for an appointment	11	12	91.7%	89.4%	88.8%	88.8%

* This is based on patients treated on this contract for their most recent course of treatment. Figures in italics indicate the base number of FP17s or Patient Questionnaire responses are less than 100. N/A is shown where the base number of responses is less than 10 during the period. % is calculated as Quantity/Base number*100

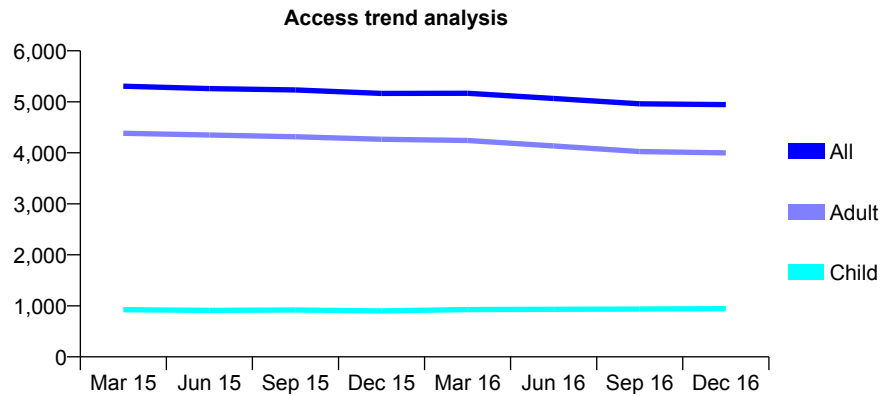
Q65 - Vital Signs At a Glance Contract Report for 199311/0002 - December 2016

Name or company name	Watersedge Blue Ltd
Contract type name	GDS Contract
Purpose of contract	General
Contract start date	01/04/2013
Contract end date	

16/17 Contracted general activity (UDA)	18,000
Carry forward general activity (UDA)	121
16/17 Contracted orthodontic activity (UOA)	0
Carry forward orthodontic activity (UOA)	0
Baseline contract value	£533,392.13

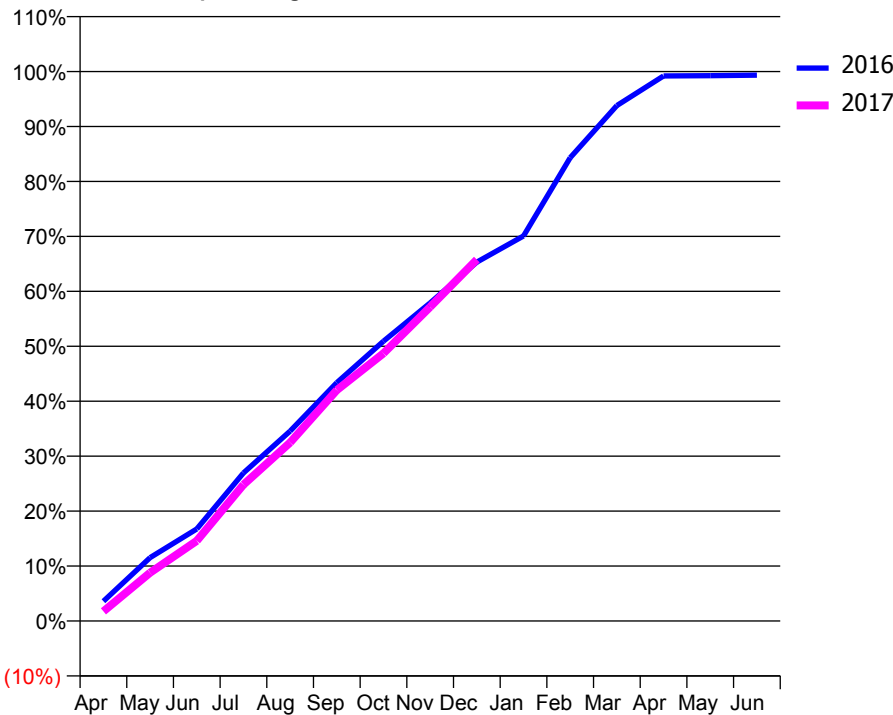
ACCESS*

Patients seen in 24 months	Total	Change since previous quarter
Quarter ending December 2015	5,165	
Quarter ending March 2016	5,168	→
Quarter ending June 2016	5,066	↓
Quarter ending September 2016	4,962	↓
Quarter ending December 2016	4,944	→
Variance since December 2015	(4.3%)	↓



ACTIVITY

Cumulative percentage of contracted UDA delivered 2016 & 2017



Month	Adjusted Scheduled Activity (UDA)	
	2016	2017
April	647	315
May	2,078	1,583
June	3,015	2,629
July	4,852	4,468
August	6,224	5,849
September	7,807	7,565
October	9,168	8,767
November	10,419	10,288
December	11,758	11,838
January	12,612	
February	15,177	
March	16,885	
April	17,856	
May	17,865	
June	17,879	

QUALITY

	Quantity	Base Number	Contract	AT	Region	England
% of FP17s for the same patient ID Re-attending within 3 months - Children	63	776	8.1%	10.2%	11.9%	12.4%
% of FP17s for the same patient ID Re-attending within 3 months - Adults	801	4,013	20.0%	15.0%	16.5%	16.6%
% of FP17s for the same patient ID Re-attending between 3 & 9 months - Children	301	776	38.8%	61.4%	60.2%	57.5%
% of FP17s for the same patient ID Re-attending between 3 & 9 months - Adults	1,907	4,013	47.5%	53.0%	52.0%	50.4%
% of FP17s for Band 1 Urgent Courses	378	4,468	8.5%	8.1%	9.5%	9.1%
% of FP17s Relating to Free Repair or Replacements	81	4,468	1.8%	0.9%	0.7%	0.8%
% of FP17s Relating to Continuations	104	4,468	2.3%	1.5%	1.2%	1.3%
% of Patients satisfied with the dentistry they have received	23	23	100.0%	94.0%	92.9%	92.7%
% of Patients satisfied with the time they had to wait for an appointment	19	23	82.6%	89.4%	88.8%	88.8%

* This is based on patients treated on this contract for their most recent course of treatment. Figures in italics indicate the base number of FP17s or Patient Questionnaire responses are less than 100. N/A is shown where the base number of responses is less than 10 during the period. % is calculated as Quantity/Base number*100

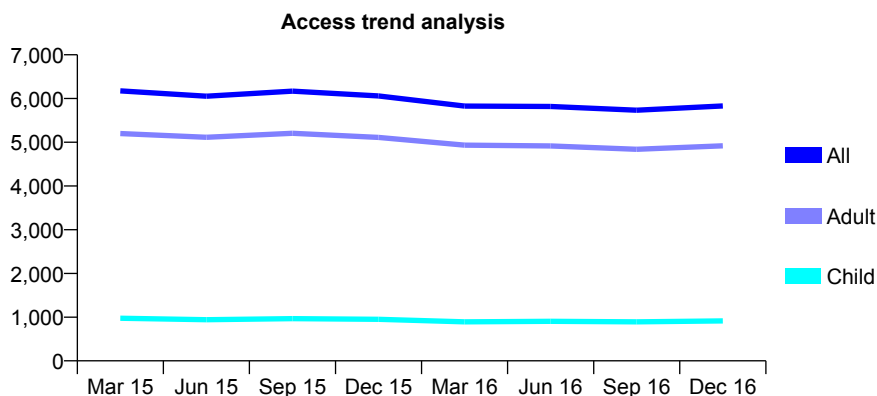
Q65 - Vital Signs At a Glance Contract Report for 199311/0003 - December 2016

Name or company name	Watersedge Blue Ltd
Contract type name	GDS Contract
Purpose of contract	General
Contract start date	01/04/2013
Contract end date	

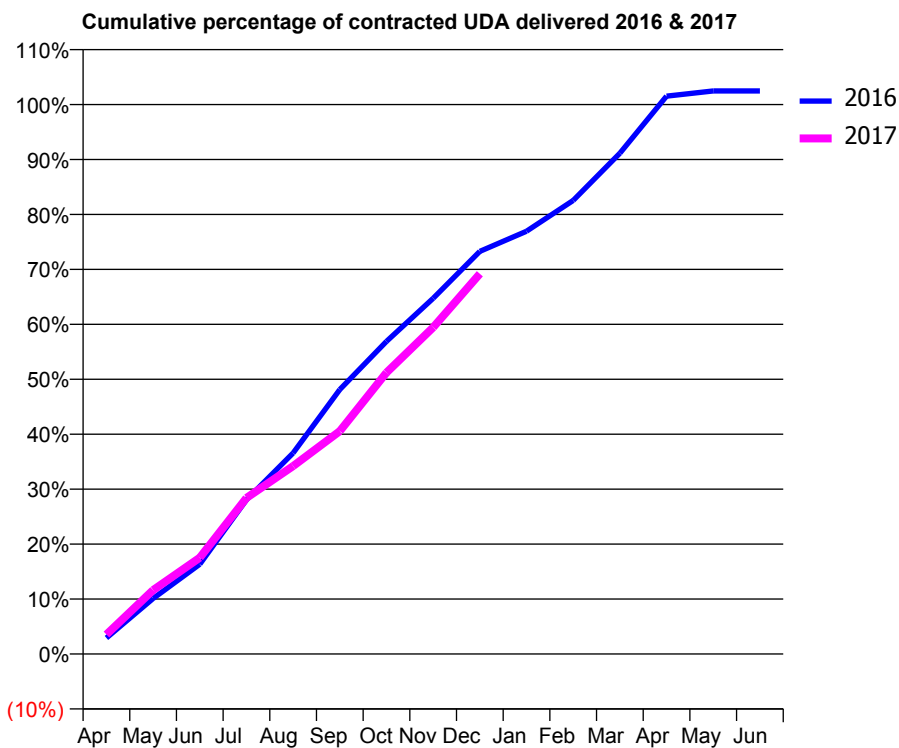
16/17 Contracted general activity (UDA)	19,322
Carry forward general activity (UDA)	-386
16/17 Contracted orthodontic activity (UOA)	0
Carry forward orthodontic activity (UOA)	0
Baseline contract value	£572,566.81

ACCESS*

Patients seen in 24 months	Total	Change since previous quarter
Quarter ending December 2015	6,058	
Quarter ending March 2016	5,826	↓
Quarter ending June 2016	5,819	→
Quarter ending September 2016	5,732	↓
Quarter ending December 2016	5,831	→
Variance since December 2015	(3.7%)	↓



ACTIVITY



Month	Adjusted Scheduled Activity (UDA)	
	2016	2017
April	565	685
May	1,951	2,250
June	3,160	3,389
July	5,425	5,491
August	7,070	6,611
September	9,301	7,838
October	10,993	9,896
November	12,505	11,484
December	14,158	13,368
January	14,868	
February	15,948	
March	17,609	
April	19,617	
May	19,801	
June	19,800	

QUALITY

	Quantity	Base Number	Contract	AT	Region	England
% of FP17s for the same patient ID Re-attending within 3 months - Children	86	867	9.9%	10.2%	11.9%	12.4%
% of FP17s for the same patient ID Re-attending within 3 months - Adults	1,155	5,338	21.6%	15.0%	16.5%	16.6%
% of FP17s for the same patient ID Re-attending between 3 & 9 months - Children	258	867	29.8%	61.4%	60.2%	57.5%
% of FP17s for the same patient ID Re-attending between 3 & 9 months - Adults	2,203	5,338	41.3%	53.0%	52.0%	50.4%
% of FP17s for Band 1 Urgent Courses	705	5,149	13.7%	8.1%	9.5%	9.1%
% of FP17s Relating to Free Repair or Replacements	147	5,149	2.9%	0.9%	0.7%	0.8%
% of FP17s Relating to Continuations	148	5,149	2.9%	1.5%	1.2%	1.3%
% of Patients satisfied with the dentistry they have received	12	12	100.0%	94.0%	92.9%	92.7%
% of Patients satisfied with the time they had to wait for an appointment	11	12	91.7%	89.4%	88.8%	88.8%

* This is based on patients treated on this contract for their most recent course of treatment. Figures in italics indicate the base number of FP17s or Patient Questionnaire responses are less than 100. N/A is shown where the base number of responses is less than 10 during the period. % is calculated as Quantity/Base number*100

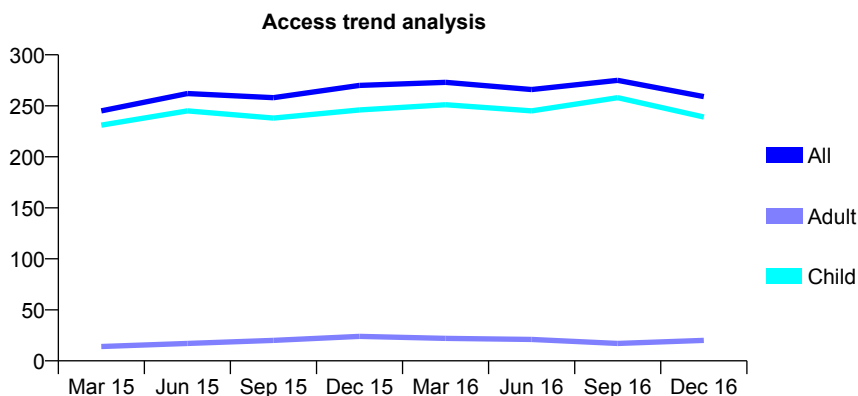
Q65 - Vital Signs At a Glance Contract Report for 199397/0001 - December 2016

Name or company name	Stoke Bishop Dental Centre
Contract type name	GDS Contract
Purpose of contract	General
Contract start date	01/04/2012
Contract end date	

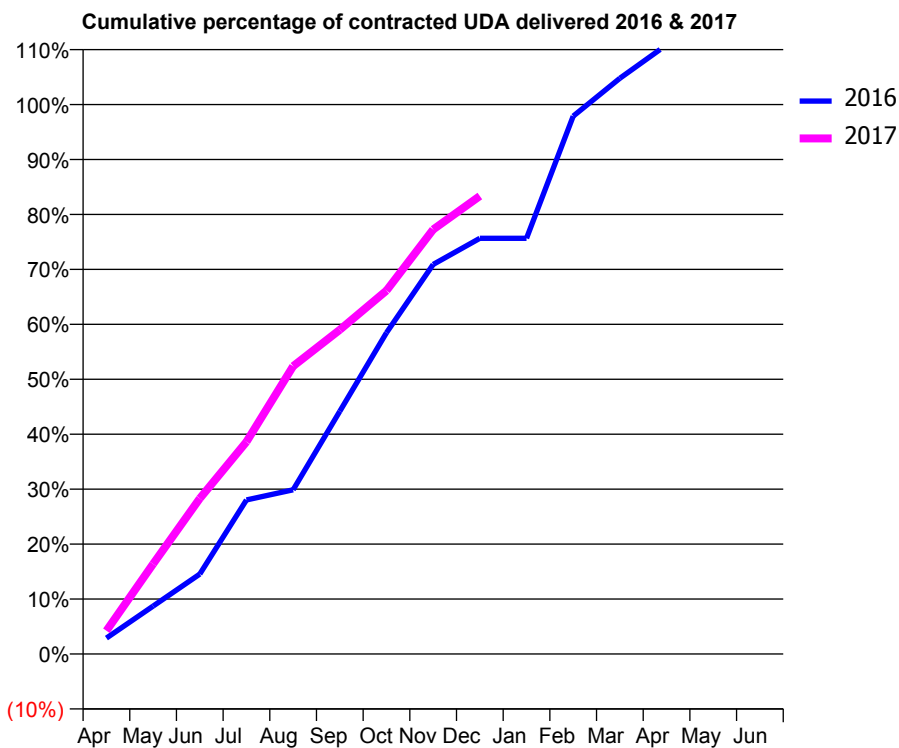
16/17 Contracted general activity (UDA)	378
Carry forward general activity (UDA)	-8
16/17 Contracted orthodontic activity (UOA)	0
Carry forward orthodontic activity (UOA)	0
Baseline contract value	£8,446.10

ACCESS*

Patients seen in 24 months	Total	Change since previous quarter
Quarter ending December 2015	270	
Quarter ending March 2016	273	→
Quarter ending June 2016	266	↓
Quarter ending September 2016	275	↑
Quarter ending December 2016	259	↓
Variance since December 2015	(4.1%)	↓



ACTIVITY



Month	Adjusted Scheduled Activity (UDA)	
	2016	2017
April	11	16
May	33	62
June	55	107
July	106	146
August	113	198
September	167	223
October	221	250
November	268	292
December	286	315
January	286	
February	370	
March	396	
April	419	
May	419	
June	419	

QUALITY

	Quantity	Base Number	Contract	AT	Region	England
% of FP17s for the same patient ID Re-attending within 3 months - Children	15	281	5.3%	10.2%	11.9%	12.4%
% of FP17s for the same patient ID Re-attending within 3 months - Adults	0	3	0.0%	15.0%	16.5%	16.6%
% of FP17s for the same patient ID Re-attending between 3 & 9 months - Children	199	281	70.8%	61.4%	60.2%	57.5%
% of FP17s for the same patient ID Re-attending between 3 & 9 months - Adults	1	3	33.3%	53.0%	52.0%	50.4%
% of FP17s for Band 1 Urgent Courses	0	257	0.0%	8.1%	9.5%	9.1%
% of FP17s Relating to Free Repair or Replacements	0	257	0.0%	0.9%	0.7%	0.8%
% of FP17s Relating to Continuations	0	257	0.0%	1.5%	1.2%	1.3%
% of Patients satisfied with the dentistry they have received	0	0	N/A	94.0%	92.9%	92.7%
% of Patients satisfied with the time they had to wait for an appointment	0	0	N/A	89.4%	88.8%	88.8%

* This is based on patients treated on this contract for their most recent course of treatment. Figures in italics indicate the base number of FP17s or Patient Questionnaire responses are less than 100. N/A is shown where the base number of responses is less than 10 during the period. % is calculated as Quantity/Base number*100

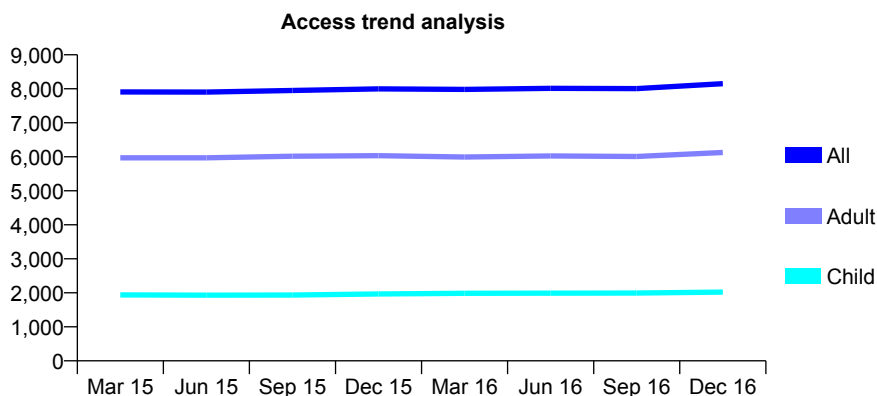
Q65 - Vital Signs At a Glance Contract Report for 199419/0001 - December 2016

Name or company name	Apple Practice Limited
Contract type name	GDS Contract
Purpose of contract	General
Contract start date	01/04/2011
Contract end date	

16/17 Contracted general activity (UDA)	21,776
Carry forward general activity (UDA)	0
16/17 Contracted orthodontic activity (UOA)	0
Carry forward orthodontic activity (UOA)	0
Baseline contract value	£569,410.24

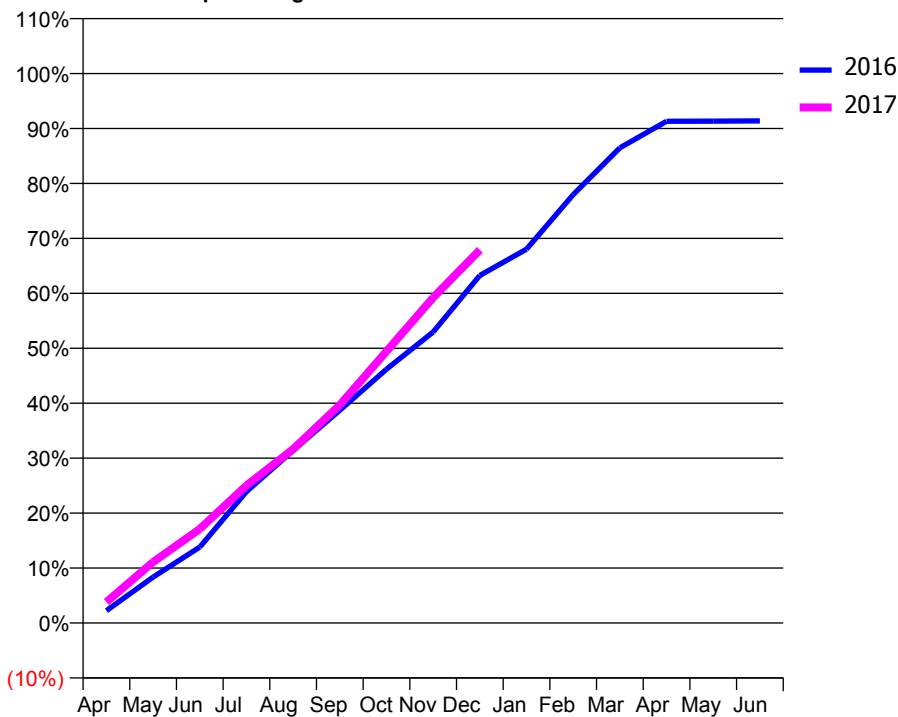
ACCESS*

Patients seen in 24 months	Total	Change since previous quarter
Quarter ending December 2015	7,999	
Quarter ending March 2016	7,982	→
Quarter ending June 2016	8,013	→
Quarter ending September 2016	8,007	→
Quarter ending December 2016	8,151	→
Variance since December 2015	1.9%	→



ACTIVITY

Cumulative percentage of contracted UDA delivered 2016 & 2017



Month	Adjusted Scheduled Activity (UDA)	
	2016	2017
April	487	831
May	1,822	2,415
June	3,008	3,728
July	5,208	5,450
August	6,840	6,892
September	8,430	8,640
October	10,060	10,765
November	11,534	12,898
December	13,774	14,787
January	14,813	
February	16,977	
March	18,829	
April	19,883	
May	19,888	
June	19,896	

QUALITY

	Quantity	Base Number	Contract	AT	Region	England
% of FP17s for the same patient ID Re-attending within 3 months - Children	147	2,252	6.5%	10.2%	11.9%	12.4%
% of FP17s for the same patient ID Re-attending within 3 months - Adults	1,001	6,620	15.1%	15.0%	16.5%	16.6%
% of FP17s for the same patient ID Re-attending between 3 & 9 months - Children	1,332	2,252	59.1%	61.4%	60.2%	57.5%
% of FP17s for the same patient ID Re-attending between 3 & 9 months - Adults	3,382	6,620	51.1%	53.0%	52.0%	50.4%
% of FP17s for Band 1 Urgent Courses	548	8,092	6.8%	8.1%	9.5%	9.1%
% of FP17s Relating to Free Repair or Replacements	196	8,092	2.4%	0.9%	0.7%	0.8%
% of FP17s Relating to Continuations	89	8,092	1.1%	1.5%	1.2%	1.3%
% of Patients satisfied with the dentistry they have received	9	11	81.8%	94.0%	92.9%	92.7%
% of Patients satisfied with the time they had to wait for an appointment	7	11	63.6%	89.4%	88.8%	88.8%

* This is based on patients treated on this contract for their most recent course of treatment. Figures in italics indicate the base number of FP17s or Patient Questionnaire responses are less than 100. N/A is shown where the base number of responses is less than 10 during the period. % is calculated as Quantity/Base number*100

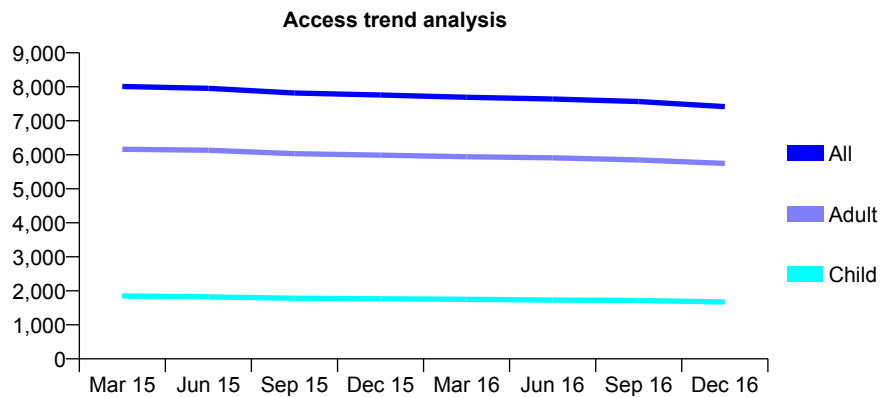
Q65 - Vital Signs At a Glance Contract Report for 199419/0002 - December 2016

Name or company name	Apple Practice Limited
Contract type name	GDS Contract
Purpose of contract	General
Contract start date	01/04/2011
Contract end date	

16/17 Contracted general activity (UDA)	20,410
Carry forward general activity (UDA)	0
16/17 Contracted orthodontic activity (UOA)	0
Carry forward orthodontic activity (UOA)	0
Baseline contract value	£565,617.08

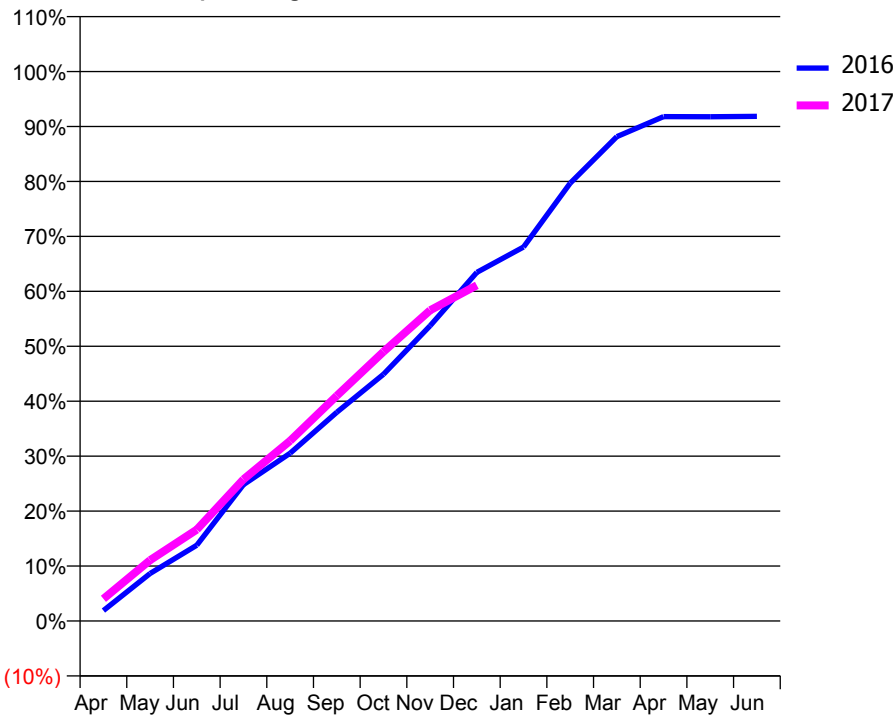
ACCESS*

Patients seen in 24 months	Total	Change since previous quarter
Quarter ending December 2015	7,757	
Quarter ending March 2016	7,693	→
Quarter ending June 2016	7,642	→
Quarter ending September 2016	7,565	↓
Quarter ending December 2016	7,419	↓
Variance since December 2015	(4.4%)	↓



ACTIVITY

Cumulative percentage of contracted UDA delivered 2016 & 2017



Month	Adjusted Scheduled Activity (UDA)	
	2016	2017
April	388	827
May	1,766	2,261
June	2,817	3,397
July	5,063	5,264
August	6,234	6,692
September	7,752	8,370
October	9,164	10,002
November	10,969	11,543
December	12,951	12,469
January	13,888	
February	16,261	
March	17,990	
April	18,735	
May	18,728	
June	18,742	

QUALITY

	Quantity	Base Number	Contract	AT	Region	England
% of FP17s for the same patient ID Re-attending within 3 months - Children	105	1,831	5.7%	10.2%	11.9%	12.4%
% of FP17s for the same patient ID Re-attending within 3 months - Adults	873	6,094	14.3%	15.0%	16.5%	16.6%
% of FP17s for the same patient ID Re-attending between 3 & 9 months - Children	1,132	1,831	61.8%	61.4%	60.2%	57.5%
% of FP17s for the same patient ID Re-attending between 3 & 9 months - Adults	3,193	6,094	52.4%	53.0%	52.0%	50.4%
% of FP17s for Band 1 Urgent Courses	565	7,222	7.8%	8.1%	9.5%	9.1%
% of FP17s Relating to Free Repair or Replacements	137	7,222	1.9%	0.9%	0.7%	0.8%
% of FP17s Relating to Continuations	43	7,222	0.6%	1.5%	1.2%	1.3%
% of Patients satisfied with the dentistry they have received	14	15	93.3%	94.0%	92.9%	92.7%
% of Patients satisfied with the time they had to wait for an appointment	13	15	86.7%	89.4%	88.8%	88.8%

* This is based on patients treated on this contract for their most recent course of treatment. Figures in italics indicate the base number of FP17s or Patient Questionnaire responses are less than 100. N/A is shown where the base number of responses is less than 10 during the period. % is calculated as Quantity/Base number*100

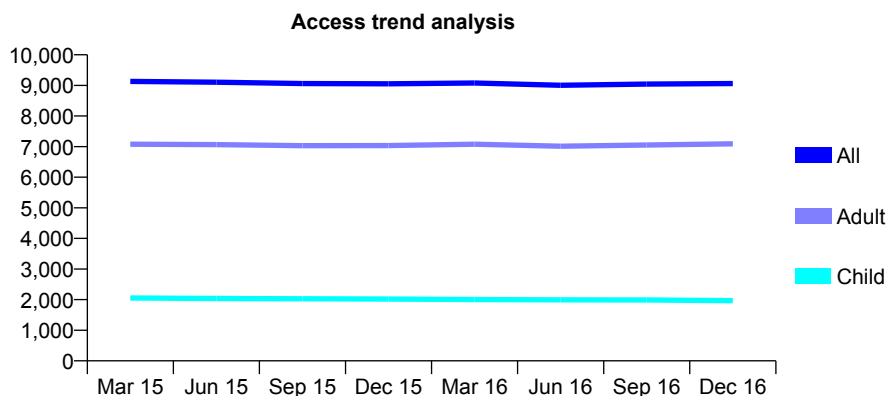
Q65 - Vital Signs At a Glance Contract Report for 199419/0003 - December 2016

Name or company name	Apple Practice Limited
Contract type name	GDS Contract
Purpose of contract	General
Contract start date	01/04/2011
Contract end date	

16/17 Contracted general activity (UDA)	20,814
Carry forward general activity (UDA)	0
16/17 Contracted orthodontic activity (UOA)	0
Carry forward orthodontic activity (UOA)	0
Baseline contract value	£599,221.62

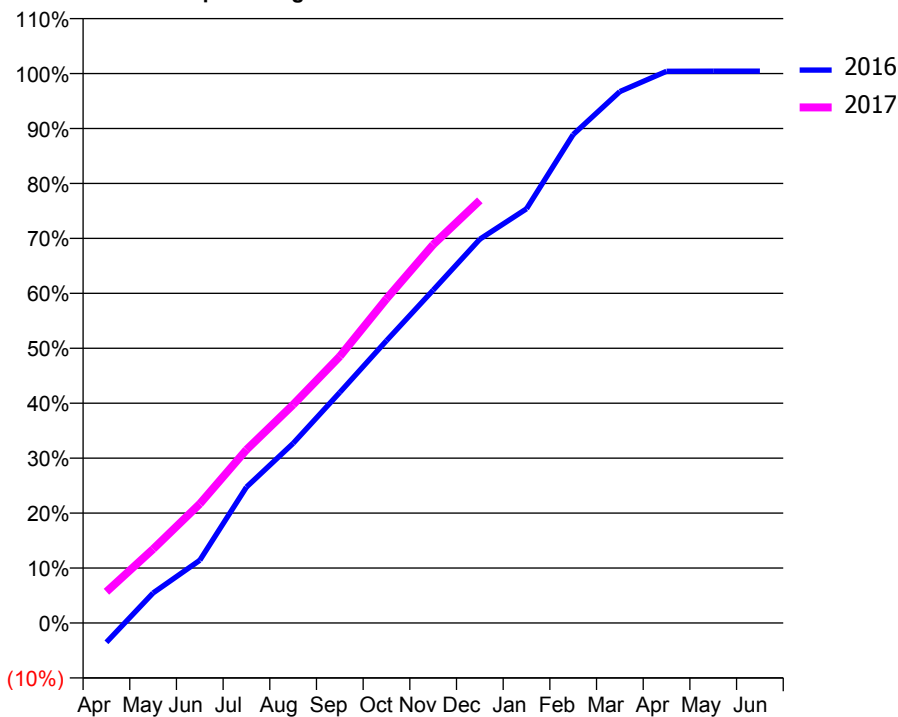
ACCESS*

Patients seen in 24 months	Total	Change since previous quarter
Quarter ending December 2015	9,053	
Quarter ending March 2016	9,079	→
Quarter ending June 2016	9,004	→
Quarter ending September 2016	9,042	→
Quarter ending December 2016	9,060	→
Variance since December 2015	0.1%	→



ACTIVITY

Cumulative percentage of contracted UDA delivered 2016 & 2017



Month	Adjusted Scheduled Activity (UDA)	
	2016	2017
April	-734	1,184
May	1,140	2,799
June	2,375	4,515
July	5,147	6,565
August	6,807	8,271
September	8,733	10,097
October	10,696	12,280
November	12,612	14,333
December	14,538	16,009
January	15,688	
February	18,504	
March	20,129	
April	20,899	
May	20,905	
June	20,902	

QUALITY

	Quantity	Base Number	Contract	AT	Region	England
% of FP17s for the same patient ID Re-attending within 3 months - Children	153	2,314	6.6%	10.2%	11.9%	12.4%
% of FP17s for the same patient ID Re-attending within 3 months - Adults	1,134	7,627	14.9%	15.0%	16.5%	16.6%
% of FP17s for the same patient ID Re-attending between 3 & 9 months - Children	1,467	2,314	63.4%	61.4%	60.2%	57.5%
% of FP17s for the same patient ID Re-attending between 3 & 9 months - Adults	3,977	7,627	52.1%	53.0%	52.0%	50.4%
% of FP17s for Band 1 Urgent Courses	812	8,989	9.0%	8.1%	9.5%	9.1%
% of FP17s Relating to Free Repair or Replacements	162	8,989	1.8%	0.9%	0.7%	0.8%
% of FP17s Relating to Continuations	43	8,989	0.5%	1.5%	1.2%	1.3%
% of Patients satisfied with the dentistry they have received	23	25	92.0%	94.0%	92.9%	92.7%
% of Patients satisfied with the time they had to wait for an appointment	22	25	88.0%	89.4%	88.8%	88.8%

* This is based on patients treated on this contract for their most recent course of treatment. Figures in italics indicate the base number of FP17s or Patient Questionnaire responses are less than 100. N/A is shown where the base number of responses is less than 10 during the period. % is calculated as Quantity/Base number*100

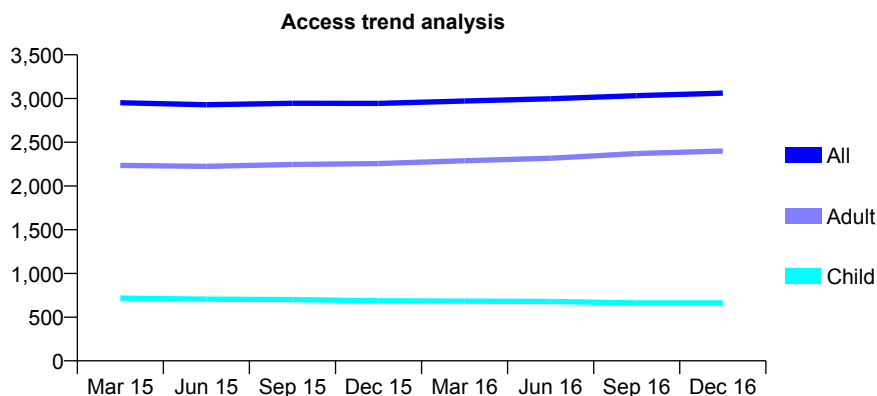
Q65 - Vital Signs At a Glance Contract Report for 199427/0001 - December 2016

Name or company name	Parade Dental Practice Limited
Contract type name	GDS Contract
Purpose of contract	General
Contract start date	01/04/2009
Contract end date	

16/17 Contracted general activity (UDA)	7,546
Carry forward general activity (UDA)	-39
16/17 Contracted orthodontic activity (UOA)	0
Carry forward orthodontic activity (UOA)	0
Baseline contract value	£201,386.63

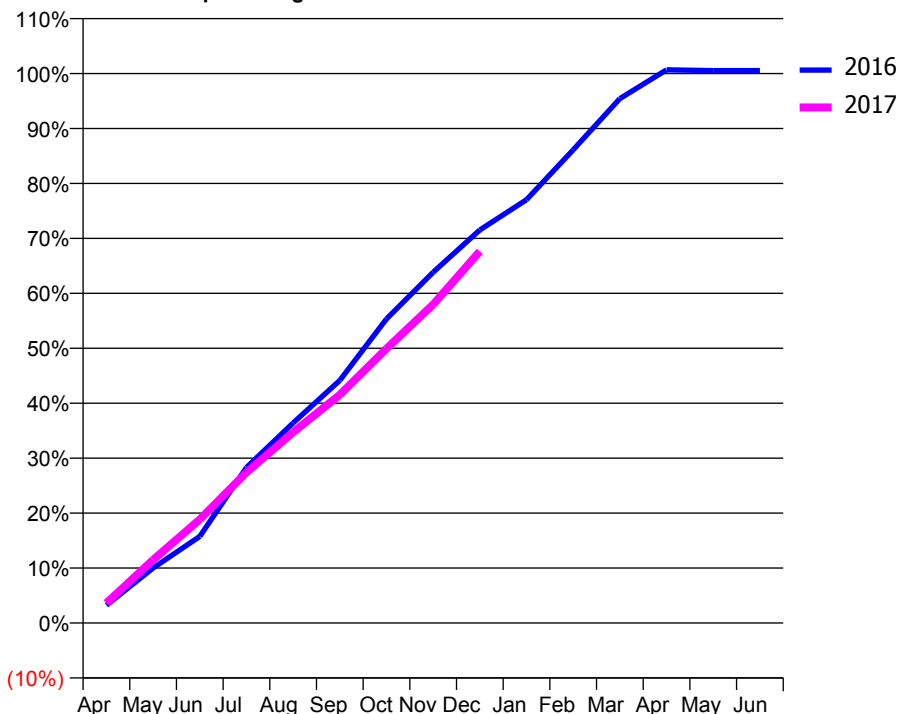
ACCESS*

Patients seen in 24 months	Total	Change since previous quarter
Quarter ending December 2015	2,944	
Quarter ending March 2016	2,971	→
Quarter ending June 2016	2,998	→
Quarter ending September 2016	3,033	→
Quarter ending December 2016	3,062	→
Variance since December 2015	4.0%	↑



ACTIVITY

Cumulative percentage of contracted UDA delivered 2016 & 2017



Month	Adjusted Scheduled Activity (UDA)	
	2016	2017
April	245	274
May	755	867
June	1,189	1,422
July	2,137	2,069
August	2,747	2,619
September	3,331	3,134
October	4,176	3,767
November	4,818	4,374
December	5,397	5,104
January	5,814	
February	6,498	
March	7,200	
April	7,597	
May	7,585	
June	7,585	

QUALITY

	Quantity	Base Number	Contract	AT	Region	England
% of FP17s for the same patient ID Re-attending within 3 months - Children	39	573	6.8%	10.2%	11.9%	12.4%
% of FP17s for the same patient ID Re-attending within 3 months - Adults	425	2,043	20.8%	15.0%	16.5%	16.6%
% of FP17s for the same patient ID Re-attending between 3 & 9 months - Children	190	573	33.2%	61.4%	60.2%	57.5%
% of FP17s for the same patient ID Re-attending between 3 & 9 months - Adults	493	2,043	24.1%	53.0%	52.0%	50.4%
% of FP17s for Band 1 Urgent Courses	439	2,413	18.2%	8.1%	9.5%	9.1%
% of FP17s Relating to Free Repair or Replacements	0	2,413	0.0%	0.9%	0.7%	0.8%
% of FP17s Relating to Continuations	30	2,413	1.2%	1.5%	1.2%	1.3%
% of Patients satisfied with the dentistry they have received	3	3	N/A	94.0%	92.9%	92.7%
% of Patients satisfied with the time they had to wait for an appointment	3	3	N/A	89.4%	88.8%	88.8%

* This is based on patients treated on this contract for their most recent course of treatment. Figures in italics indicate the base number of FP17s or Patient Questionnaire responses are less than 100. N/A is shown where the base number of responses is less than 10 during the period. % is calculated as Quantity/Base number*100

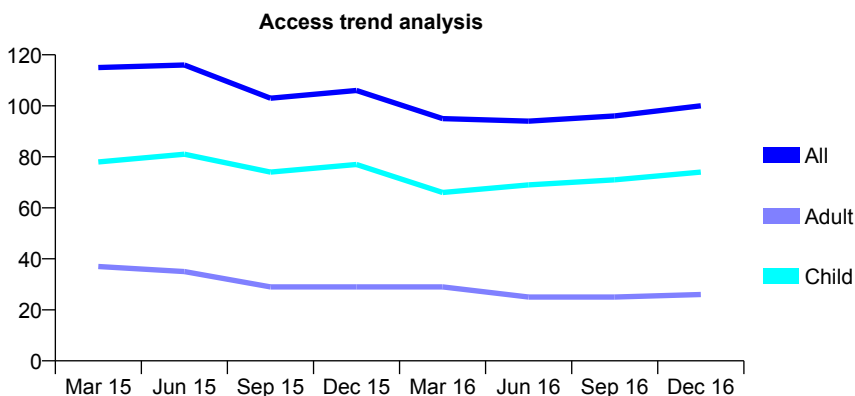
Q65 - Vital Signs At a Glance Contract Report for 210064/0002 - December 2016

Name or company name	MR PE FROUD
Contract type name	GDS Contract
Purpose of contract	General
Contract start date	02/10/2007
Contract end date	

16/17 Contracted general activity (UDA)	400
Carry forward general activity (UDA)	0
16/17 Contracted orthodontic activity (UOA)	0
Carry forward orthodontic activity (UOA)	0
Baseline contract value	£8,871.53

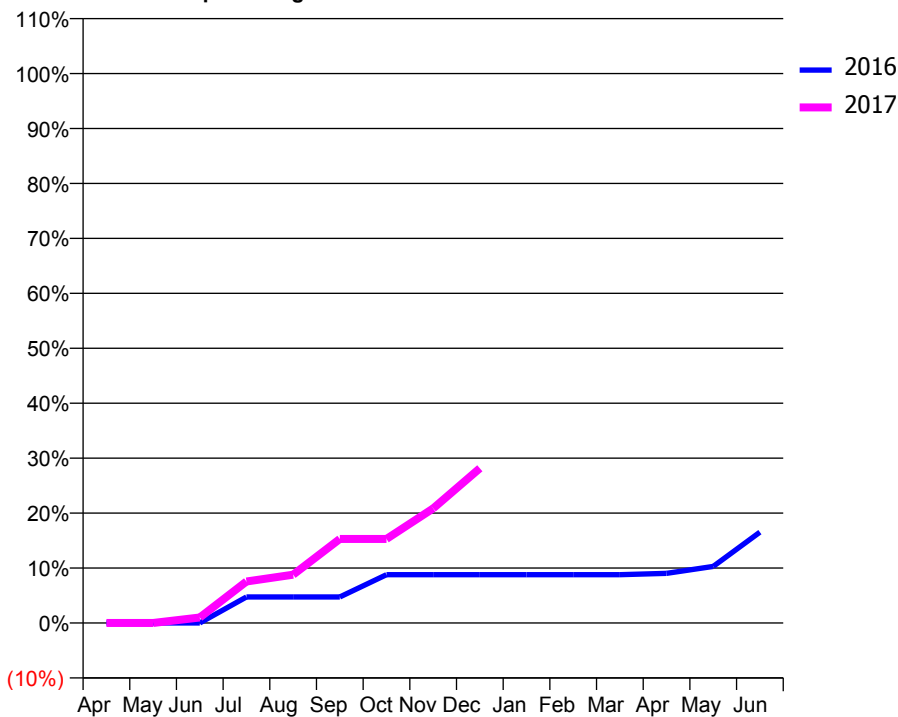
ACCESS*

Patients seen in 24 months	Total	Change since previous quarter
Quarter ending December 2015	106	
Quarter ending March 2016	95	↓
Quarter ending June 2016	94	↓
Quarter ending September 2016	96	↑
Quarter ending December 2016	100	↑
Variance since December 2015	(5.7%)	↓



ACTIVITY

Cumulative percentage of contracted UDA delivered 2016 & 2017



Month	Adjusted Scheduled Activity (UDA)	
	2016	2017
April	0	0
May	0	0
June	0	4
July	19	30
August	19	35
September	19	61
October	35	61
November	35	83
December	35	113
January	35	
February	35	
March	35	
April	36	
May	41	
June	66	

QUALITY

	Quantity	Base Number	Contract	AT	Region	England
% of FP17s for the same patient ID Re-attending within 3 months - Children	6	117	5.1%	10.2%	11.9%	12.4%
% of FP17s for the same patient ID Re-attending within 3 months - Adults	4	33	12.1%	15.0%	16.5%	16.6%
% of FP17s for the same patient ID Re-attending between 3 & 9 months - Children	70	117	59.8%	61.4%	60.2%	57.5%
% of FP17s for the same patient ID Re-attending between 3 & 9 months - Adults	17	33	51.5%	53.0%	52.0%	50.4%
% of FP17s for Band 1 Urgent Courses	3	86	3.5%	8.1%	9.5%	9.1%
% of FP17s Relating to Free Repair or Replacements	0	86	0.0%	0.9%	0.7%	0.8%
% of FP17s Relating to Continuations	0	86	0.0%	1.5%	1.2%	1.3%
% of Patients satisfied with the dentistry they have received	0	0	N/A	94.0%	92.9%	92.7%
% of Patients satisfied with the time they had to wait for an appointment	0	0	N/A	89.4%	88.8%	88.8%

* This is based on patients treated on this contract for their most recent course of treatment. Figures in italics indicate the base number of FP17s or Patient Questionnaire responses are less than 100. N/A is shown where the base number of responses is less than 10 during the period. % is calculated as Quantity/Base number*100

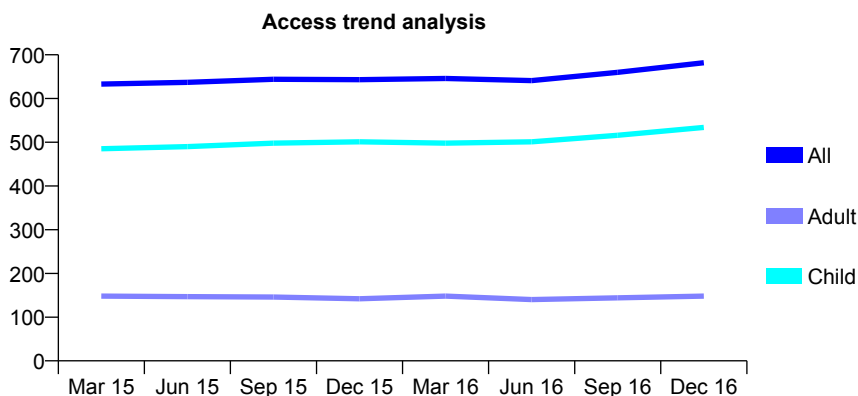
Q65 - Vital Signs At a Glance Contract Report for 210382/0001 - December 2016

Name or company name	MR W GAMBLIN
Contract type name	GDS Contract
Purpose of contract	General
Contract start date	01/04/2006
Contract end date	

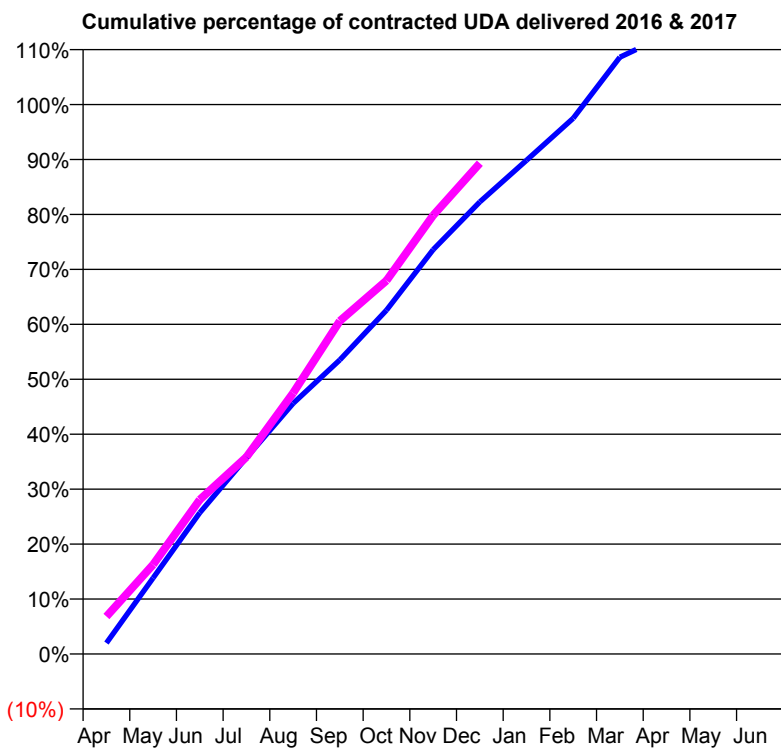
16/17 Contracted general activity (UDA)	1,100
Carry forward general activity (UDA)	-22
16/17 Contracted orthodontic activity (UOA)	0
Carry forward orthodontic activity (UOA)	0
Baseline contract value	£24,248.61

ACCESS*

Patients seen in 24 months	Total	Change since previous quarter
Quarter ending December 2015	643	
Quarter ending March 2016	646	→
Quarter ending June 2016	641	→
Quarter ending September 2016	660	↑
Quarter ending December 2016	682	↑
Variance since December 2015	6.1%	↑



ACTIVITY



Month	Adjusted Scheduled Activity (UDA)	
	2016	2017
April	22	75
May	152	179
June	283	309
July	393	394
August	502	523
September	589	667
October	688	748
November	810	878
December	905	982
January	988	
February	1,072	
March	1,195	
April	1,238	
May	1,241	
June	1,244	

QUALITY

	Quantity	Base Number	Contract	AT	Region	England
% of FP17s for the same patient ID Re-attending within 3 months - Children	28	686	4.1%	10.2%	11.9%	12.4%
% of FP17s for the same patient ID Re-attending within 3 months - Adults	16	123	13.0%	15.0%	16.5%	16.6%
% of FP17s for the same patient ID Re-attending between 3 & 9 months - Children	479	686	69.8%	61.4%	60.2%	57.5%
% of FP17s for the same patient ID Re-attending between 3 & 9 months - Adults	74	123	60.2%	53.0%	52.0%	50.4%
% of FP17s for Band 1 Urgent Courses	27	769	3.5%	8.1%	9.5%	9.1%
% of FP17s Relating to Free Repair or Replacements	0	769	0.0%	0.9%	0.7%	0.8%
% of FP17s Relating to Continuations	10	769	1.3%	1.5%	1.2%	1.3%
% of Patients satisfied with the dentistry they have received	1	1	N/A	94.0%	92.9%	92.7%
% of Patients satisfied with the time they had to wait for an appointment	1	1	N/A	89.4%	88.8%	88.8%

* This is based on patients treated on this contract for their most recent course of treatment. Figures in italics indicate the base number of FP17s or Patient Questionnaire responses are less than 100. N/A is shown where the base number of responses is less than 10 during the period. % is calculated as Quantity/Base number*100

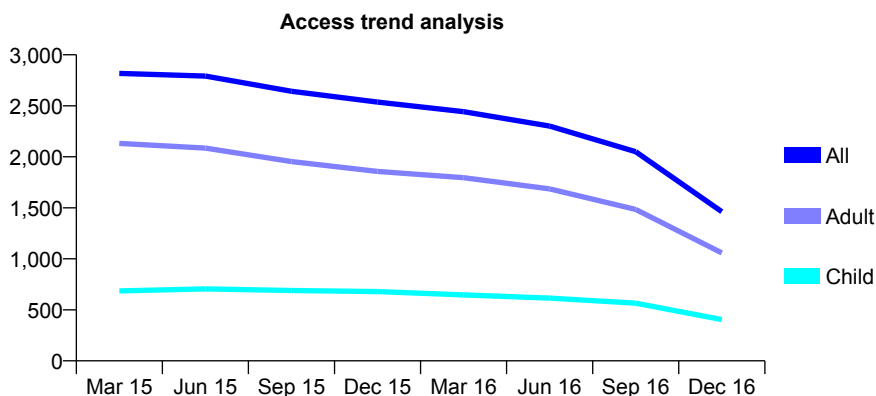
Q65 - Vital Signs At a Glance Contract Report for 218510/0001 - December 2016

Name or company name	Whitecross Road Dental Practice
Contract type name	GDS Contract
Purpose of contract	General
Contract start date	01/04/2006
Contract end date	30/11/2016

16/17 Contracted general activity (UDA)	4,717
Carry forward general activity (UDA)	-142
16/17 Contracted orthodontic activity (UOA)	0
Carry forward orthodontic activity (UOA)	0
Baseline contract value	£94,431.93

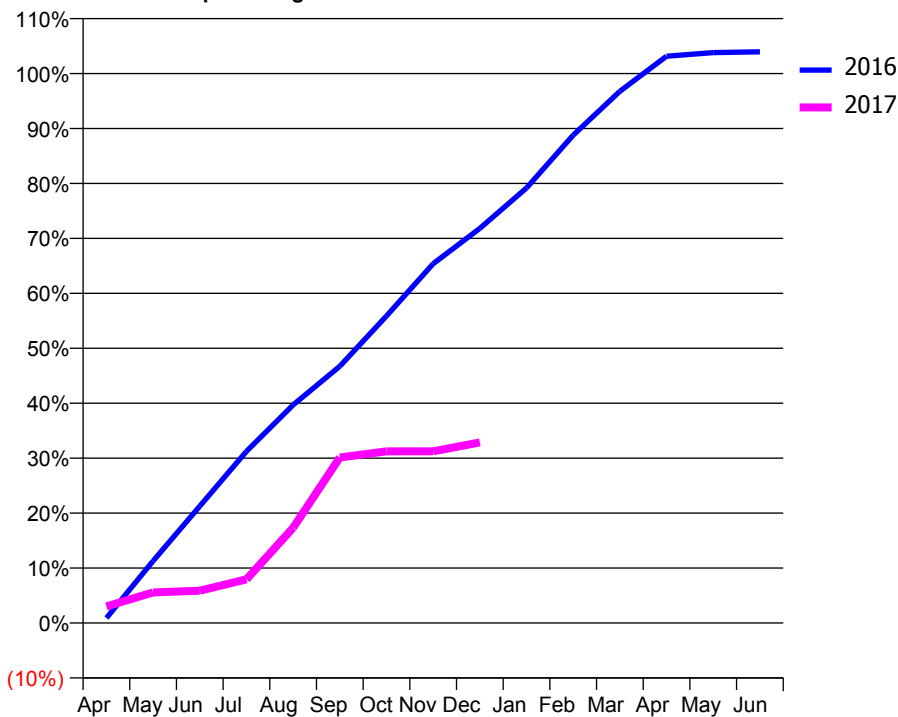
ACCESS*

Patients seen in 24 months	Total	Change since previous quarter
Quarter ending December 2015	2,536	
Quarter ending March 2016	2,443	↓
Quarter ending June 2016	2,301	↓
Quarter ending September 2016	2,050	↓
Quarter ending December 2016	1,462	↓
Variance since December 2015	(42.4%)	↓



ACTIVITY

Cumulative percentage of contracted UDA delivered 2016 & 2017



Adjusted Scheduled Activity (UDA)

Month	2016	2017
April	64	143
May	799	262
June	1,504	277
July	2,210	375
August	2,808	818
September	3,307	1,421
October	3,953	1,474
November	4,627	1,474
December	5,081	1,551
January	5,601	
February	6,282	
March	6,846	
April	7,297	
May	7,345	
June	7,354	

QUALITY

	Quantity	Base Number	Contract	AT	Region	England
% of FP17s for the same patient ID Re-attending within 3 months - Children	26	317	8.2%	10.2%	11.9%	12.4%
% of FP17s for the same patient ID Re-attending within 3 months - Adults	99	723	13.7%	15.0%	16.5%	16.6%
% of FP17s for the same patient ID Re-attending between 3 & 9 months - Children	167	317	52.7%	61.4%	60.2%	57.5%
% of FP17s for the same patient ID Re-attending between 3 & 9 months - Adults	404	723	55.9%	53.0%	52.0%	50.4%
% of FP17s for Band 1 Urgent Courses	74	832	8.9%	8.1%	9.5%	9.1%
% of FP17s Relating to Free Repair or Replacements	12	832	1.4%	0.9%	0.7%	0.8%
% of FP17s Relating to Continuations	11	832	1.3%	1.5%	1.2%	1.3%
% of Patients satisfied with the dentistry they have received	7	7	N/A	94.0%	92.9%	92.7%
% of Patients satisfied with the time they had to wait for an appointment	3	7	N/A	89.4%	88.8%	88.8%

* This is based on patients treated on this contract for their most recent course of treatment. Figures in italics indicate the base number of FP17s or Patient Questionnaire responses are less than 100. N/A is shown where the base number of responses is less than 10 during the period. % is calculated as Quantity/Base number*100

Q65 - Vital Signs At a Glance Contract Report for 220353/0001 - December 2016

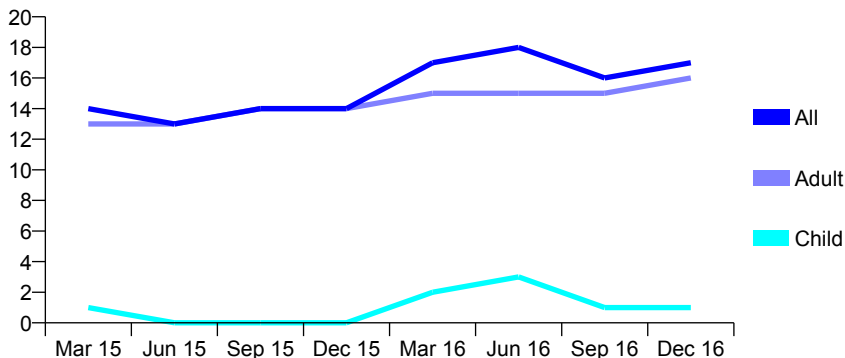
Name or company name	MR CN BELL
Contract type name	PDS Contract
Purpose of contract	General
Contract start date	01/04/2006
Contract end date	

16/17 Contracted general activity (UDA)	29
Carry forward general activity (UDA)	0
16/17 Contracted orthodontic activity (UOA)	0
Carry forward orthodontic activity (UOA)	0
Baseline contract value	£789.90

ACCESS*

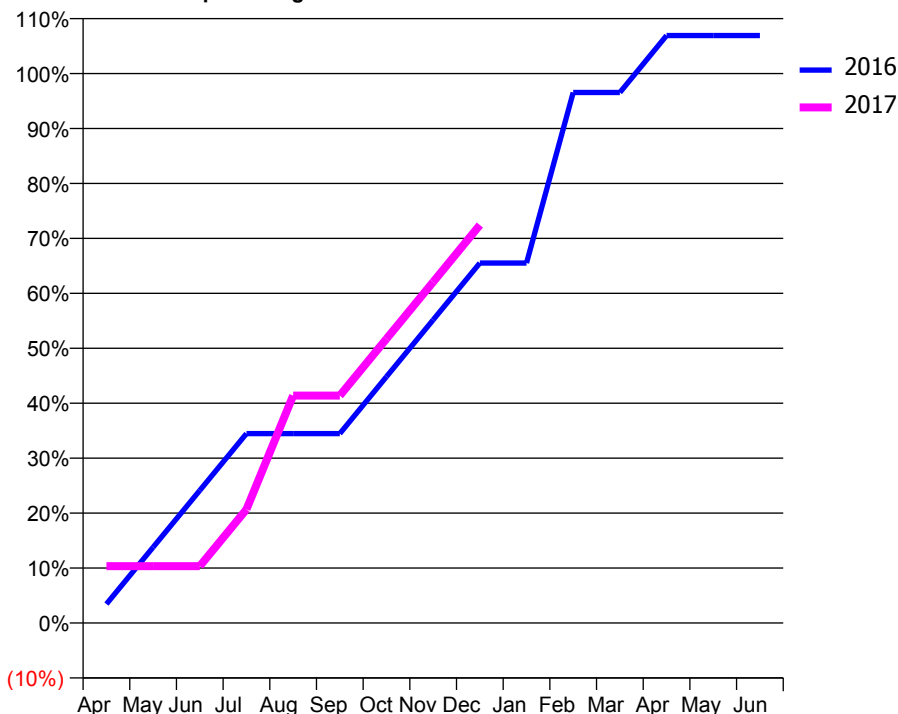
Patients seen in 24 months	Total	Change since previous quarter
Quarter ending December 2015	14	
Quarter ending March 2016	17	↑
Quarter ending June 2016	18	↑
Quarter ending September 2016	16	↓
Quarter ending December 2016	17	↑
Variance since December 2015	21.4%	↑

Access trend analysis



ACTIVITY

Cumulative percentage of contracted UDA delivered 2016 & 2017



Month	Adjusted Scheduled Activity (UDA)	
	2016	2017
April	1	3
May	4	3
June	7	3
July	10	6
August	10	12
September	10	12
October	13	15
November	16	18
December	19	21
January	19	
February	28	
March	28	
April	31	
May	31	
June	31	

QUALITY

	Quantity	Base Number	Contract	AT	Region	England
% of FP17s for the same patient ID Re-attending within 3 months - Children	0	1	0.0%	10.2%	11.9%	12.4%
% of FP17s for the same patient ID Re-attending within 3 months - Adults	0	7	0.0%	15.0%	16.5%	16.6%
% of FP17s for the same patient ID Re-attending between 3 & 9 months - Children	0	1	0.0%	61.4%	60.2%	57.5%
% of FP17s for the same patient ID Re-attending between 3 & 9 months - Adults	0	7	0.0%	53.0%	52.0%	50.4%
% of FP17s for Band 1 Urgent Courses	0	7	0.0%	8.1%	9.5%	9.1%
% of FP17s Relating to Free Repair or Replacements	0	7	0.0%	0.9%	0.7%	0.8%
% of FP17s Relating to Continuations	0	7	0.0%	1.5%	1.2%	1.3%
% of Patients satisfied with the dentistry they have received	0	0	N/A	94.0%	92.9%	92.7%
% of Patients satisfied with the time they had to wait for an appointment	0	0	N/A	89.4%	88.8%	88.8%

* This is based on patients treated on this contract for their most recent course of treatment. Figures in italics indicate the base number of FP17s or Patient Questionnaire responses are less than 100. N/A is shown where the base number of responses is less than 10 during the period. % is calculated as Quantity/Base number*100

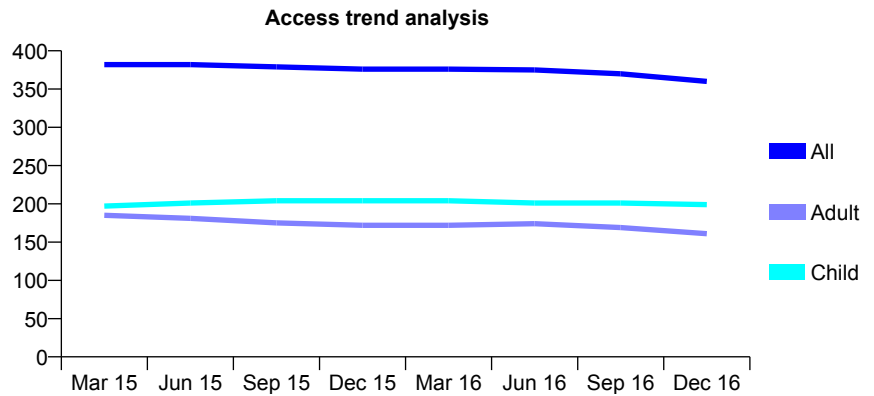
Q65 - Vital Signs At a Glance Contract Report for 220647/0001 - December 2016

Name or company name	MR JP HILL
Contract type name	GDS Contract
Purpose of contract	General
Contract start date	01/04/2006
Contract end date	

16/17 Contracted general activity (UDA)	1,147
Carry forward general activity (UDA)	0
16/17 Contracted orthodontic activity (UOA)	0
Carry forward orthodontic activity (UOA)	0
Baseline contract value	£26,304.03

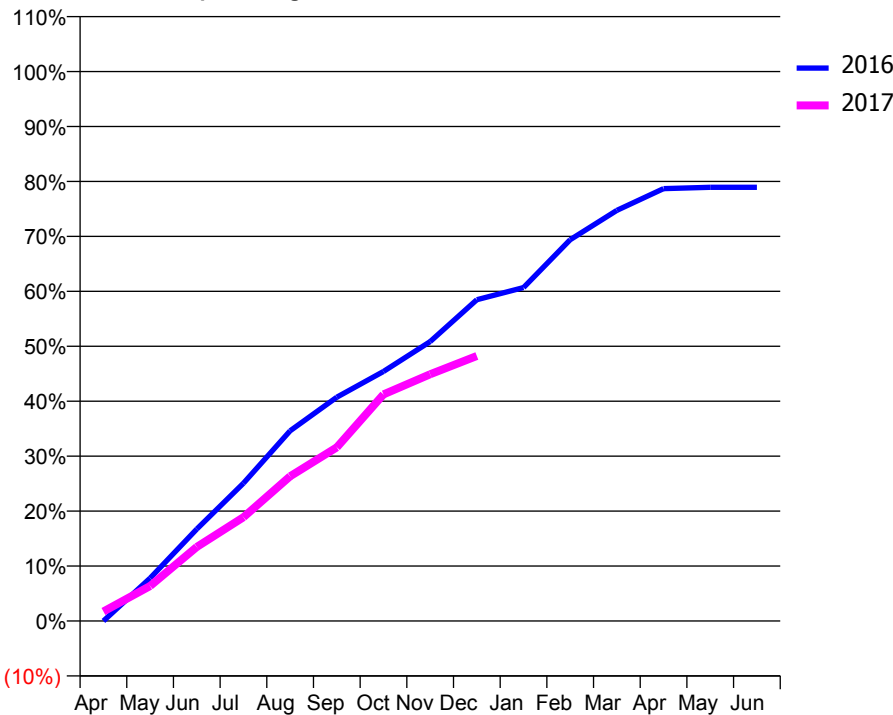
ACCESS*

Patients seen in 24 months	Total	Change since previous quarter
Quarter ending December 2015	376	
Quarter ending March 2016	376	→
Quarter ending June 2016	375	→
Quarter ending September 2016	370	↓
Quarter ending December 2016	360	↓
Variance since December 2015	(4.3%)	↓



ACTIVITY

Cumulative percentage of contracted UDA delivered 2016 & 2017



Month	Adjusted Scheduled Activity (UDA)	
	2016	2017
April	0	20
May	90	73
June	192	155
July	288	217
August	397	302
September	467	363
October	521	473
November	583	515
December	671	553
January	696	
February	796	
March	857	
April	902	
May	905	
June	905	

QUALITY

	Quantity	Base Number	Contract	AT	Region	England
% of FP17s for the same patient ID Re-attending within 3 months - Children	6	238	2.5%	10.2%	11.9%	12.4%
% of FP17s for the same patient ID Re-attending within 3 months - Adults	32	184	17.4%	15.0%	16.5%	16.6%
% of FP17s for the same patient ID Re-attending between 3 & 9 months - Children	184	238	77.3%	61.4%	60.2%	57.5%
% of FP17s for the same patient ID Re-attending between 3 & 9 months - Adults	114	184	62.0%	53.0%	52.0%	50.4%
% of FP17s for Band 1 Urgent Courses	11	381	2.9%	8.1%	9.5%	9.1%
% of FP17s Relating to Free Repair or Replacements	0	381	0.0%	0.9%	0.7%	0.8%
% of FP17s Relating to Continuations	1	381	0.3%	1.5%	1.2%	1.3%
% of Patients satisfied with the dentistry they have received	1	1	N/A	94.0%	92.9%	92.7%
% of Patients satisfied with the time they had to wait for an appointment	1	1	N/A	89.4%	88.8%	88.8%

* This is based on patients treated on this contract for their most recent course of treatment. Figures in italics indicate the base number of FP17s or Patient Questionnaire responses are less than 100. N/A is shown where the base number of responses is less than 10 during the period. % is calculated as Quantity/Base number*100

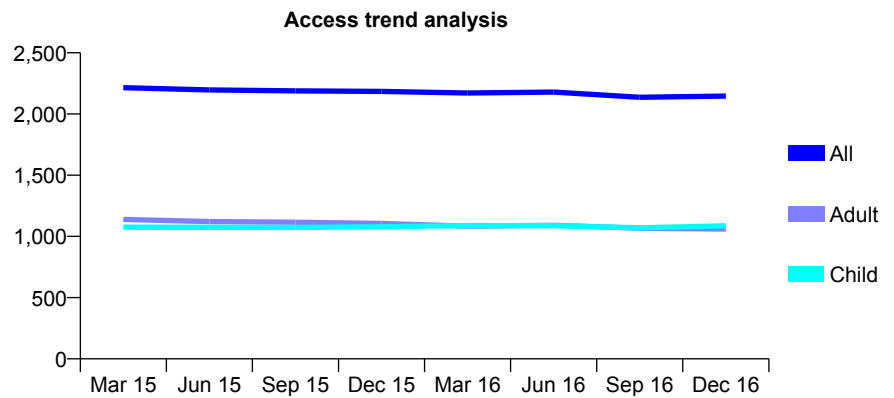
Q65 - Vital Signs At a Glance Contract Report for 222399/0001 - December 2016

Name or company name	MR S KUMORDZIE
Contract type name	GDS Contract
Purpose of contract	General and Orthodontic
Contract start date	01/04/2006
Contract end date	

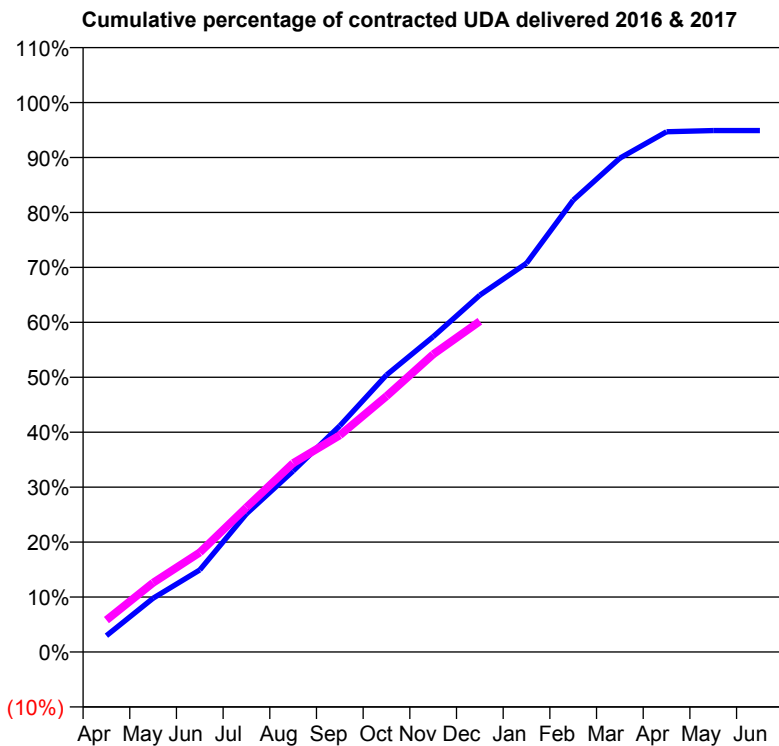
16/17 Contracted general activity (UDA)	5,751
Carry forward general activity (UDA)	0
16/17 Contracted orthodontic activity (UOA)	753
Carry forward orthodontic activity (UOA)	0
Baseline contract value	£184,510.37

ACCESS*

Patients seen in 24 months	Total	Change since previous quarter
Quarter ending December 2015	2,185	
Quarter ending March 2016	2,172	→
Quarter ending June 2016	2,179	→
Quarter ending September 2016	2,137	↓
Quarter ending December 2016	2,147	→
Variance since December 2015	(1.7%)	↓



ACTIVITY



Month	Adjusted Scheduled Activity (UDA)	
	2016	2017
April	171	335
May	563	725
June	859	1,041
July	1,447	1,513
August	1,895	1,977
September	2,367	2,268
October	2,899	2,677
November	3,299	3,116
December	3,736	3,462
January	4,069	
February	4,730	
March	5,169	
April	5,445	
May	5,457	
June	5,457	

QUALITY

	Quantity	Base Number	Contract	AT	Region	England
% of FP17s for the same patient ID Re-attending within 3 months - Children	160	1,428	11.2%	10.2%	11.9%	12.4%
% of FP17s for the same patient ID Re-attending within 3 months - Adults	90	929	9.7%	15.0%	16.5%	16.6%
% of FP17s for the same patient ID Re-attending between 3 & 9 months - Children	975	1,428	68.3%	61.4%	60.2%	57.5%
% of FP17s for the same patient ID Re-attending between 3 & 9 months - Adults	555	929	59.7%	53.0%	52.0%	50.4%
% of FP17s for Band 1 Urgent Courses	99	2,146	4.6%	8.1%	9.5%	9.1%
% of FP17s Relating to Free Repair or Replacements	6	2,146	0.3%	0.9%	0.7%	0.8%
% of FP17s Relating to Continuations	4	2,146	0.2%	1.5%	1.2%	1.3%
% of Patients satisfied with the dentistry they have received	4	4	N/A	94.0%	92.9%	92.7%
% of Patients satisfied with the time they had to wait for an appointment	4	4	N/A	89.4%	88.8%	88.8%

* This is based on patients treated on this contract for their most recent course of treatment. Figures in italics indicate the base number of FP17s or Patient Questionnaire responses are less than 100. N/A is shown where the base number of responses is less than 10 during the period. % is calculated as Quantity/Base number*100

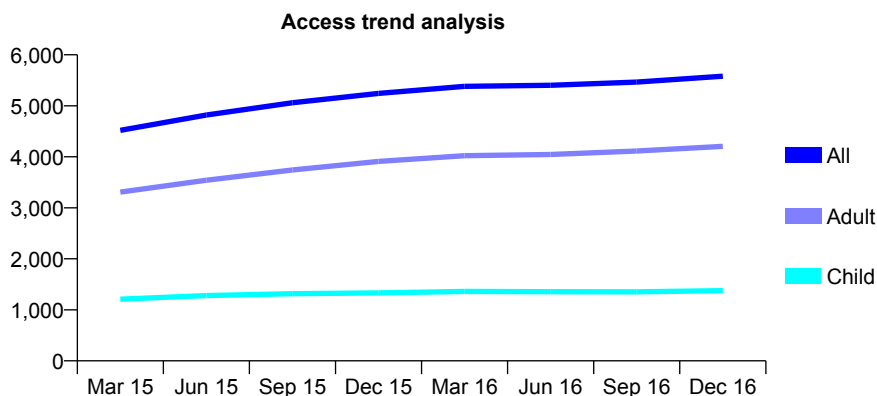
Q65 - Vital Signs At a Glance Contract Report for 251798/0001 - December 2016

Name or company name	MISS KD DAVIES
Contract type name	GDS Contract
Purpose of contract	General
Contract start date	24/01/2014
Contract end date	

16/17 Contracted general activity (UDA)	14,138
Carry forward general activity (UDA)	-104
16/17 Contracted orthodontic activity (UOA)	0
Carry forward orthodontic activity (UOA)	0
Baseline contract value	£367,079.25

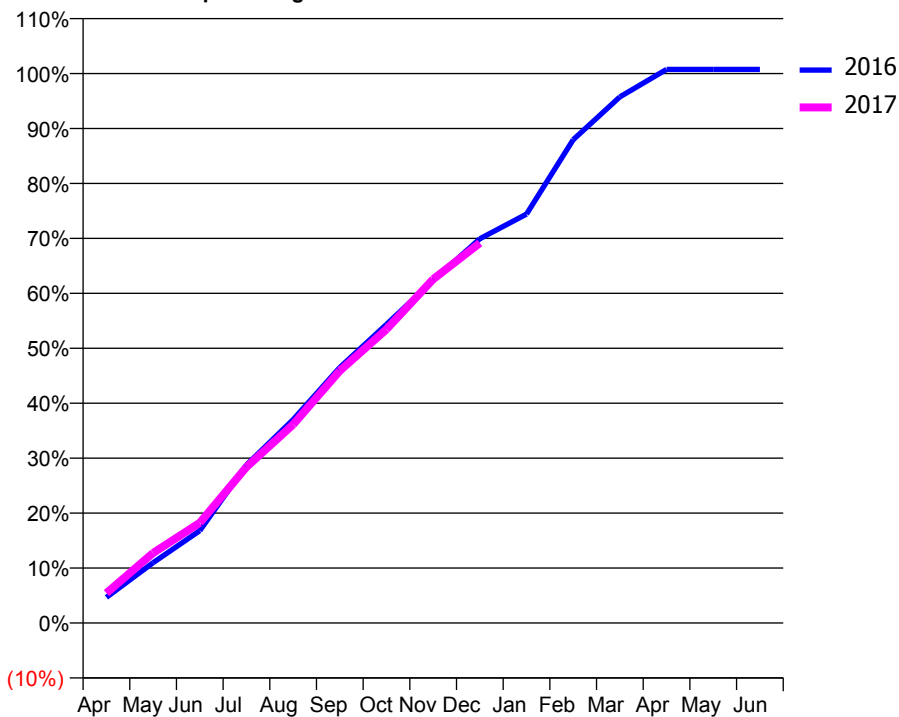
ACCESS*

Patients seen in 24 months	Total	Change since previous quarter
Quarter ending December 2015	5,242	
Quarter ending March 2016	5,382	↑
Quarter ending June 2016	5,403	→
Quarter ending September 2016	5,466	→
Quarter ending December 2016	5,581	↑
Variance since December 2015	6.5%	↑



ACTIVITY

Cumulative percentage of contracted UDA delivered 2016 & 2017



Month	Adjusted Scheduled Activity (UDA)	
	2016	2017
April	659	770
May	1,552	1,804
June	2,376	2,578
July	4,068	4,013
August	5,234	5,108
September	6,575	6,489
October	7,683	7,556
November	8,815	8,846
December	9,886	9,776
January	10,520	
February	12,434	
March	13,536	
April	14,245	
May	14,242	
June	14,242	

QUALITY

	Quantity	Base Number	Contract	AT	Region	England
% of FP17s for the same patient ID Re-attending within 3 months - Children	170	1,765	9.6%	10.2%	11.9%	12.4%
% of FP17s for the same patient ID Re-attending within 3 months - Adults	755	4,790	15.8%	15.0%	16.5%	16.6%
% of FP17s for the same patient ID Re-attending between 3 & 9 months - Children	1,184	1,765	67.1%	61.4%	60.2%	57.5%
% of FP17s for the same patient ID Re-attending between 3 & 9 months - Adults	2,656	4,790	55.4%	53.0%	52.0%	50.4%
% of FP17s for Band 1 Urgent Courses	287	5,277	5.4%	8.1%	9.5%	9.1%
% of FP17s Relating to Free Repair or Replacements	132	5,277	2.5%	0.9%	0.7%	0.8%
% of FP17s Relating to Continuations	55	5,277	1.0%	1.5%	1.2%	1.3%
% of Patients satisfied with the dentistry they have received	27	27	100.0%	94.0%	92.9%	92.7%
% of Patients satisfied with the time they had to wait for an appointment	25	27	92.6%	89.4%	88.8%	88.8%

* This is based on patients treated on this contract for their most recent course of treatment. Figures in italics indicate the base number of FP17s or Patient Questionnaire responses are less than 100. N/A is shown where the base number of responses is less than 10 during the period. % is calculated as Quantity/Base number*100

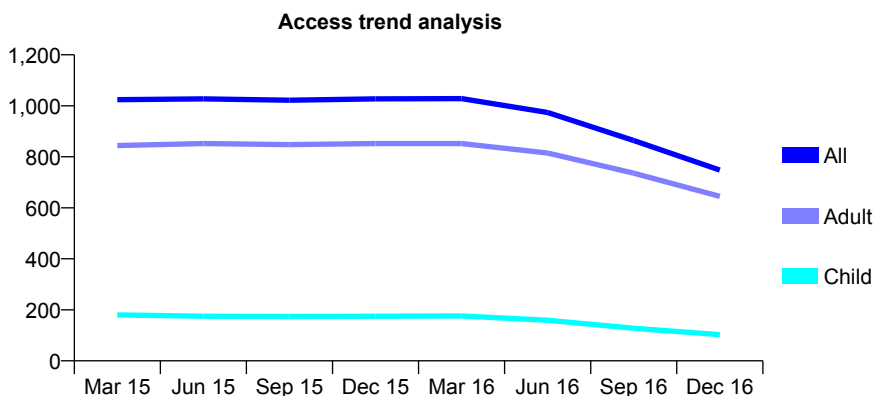
Q65 - Vital Signs At a Glance Contract Report for 321214/0001 - December 2016

Name or company name	MISS BA CLARK
Contract type name	GDS Contract
Purpose of contract	General
Contract start date	01/04/2006
Contract end date	30/06/2016

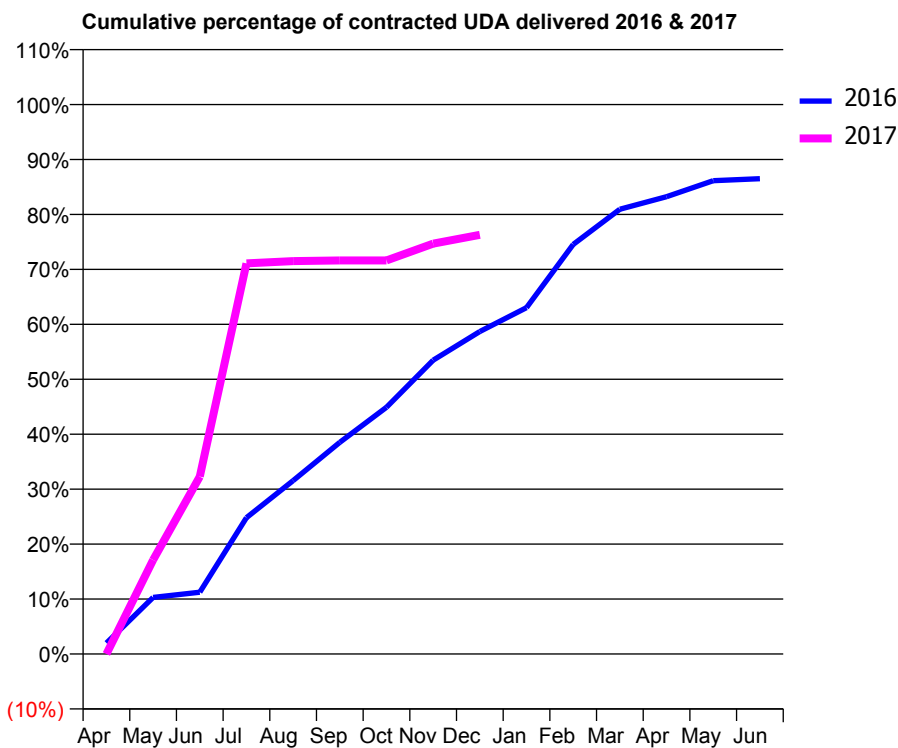
16/17 Contracted general activity (UDA)	750
Carry forward general activity (UDA)	0
16/17 Contracted orthodontic activity (UOA)	0
Carry forward orthodontic activity (UOA)	0
Baseline contract value	£14,663.38

ACCESS*

Patients seen in 24 months	Total	Change since previous quarter
Quarter ending December 2015	1,027	
Quarter ending March 2016	1,028	→
Quarter ending June 2016	974	↓
Quarter ending September 2016	864	↓
Quarter ending December 2016	748	↓
Variance since December 2015	(27.2%)	↓



ACTIVITY



Month	Adjusted Scheduled Activity (UDA)	
	2016	2017
April	60	0
May	309	128
June	337	242
July	744	533
August	947	536
September	1,156	537
October	1,347	537
November	1,604	560
December	1,761	572
January	1,891	
February	2,236	
March	2,429	
April	2,497	
May	2,584	
June	2,595	

QUALITY

	Quantity	Base Number	Contract	AT	Region	England
% of FP17s for the same patient ID Re-attending within 3 months - Children	0	60	0.0%	10.2%	11.9%	12.4%
% of FP17s for the same patient ID Re-attending within 3 months - Adults	34	377	9.0%	15.0%	16.5%	16.6%
% of FP17s for the same patient ID Re-attending between 3 & 9 months - Children	41	60	68.3%	61.4%	60.2%	57.5%
% of FP17s for the same patient ID Re-attending between 3 & 9 months - Adults	258	377	68.4%	53.0%	52.0%	50.4%
% of FP17s for Band 1 Urgent Courses	15	331	4.5%	8.1%	9.5%	9.1%
% of FP17s Relating to Free Repair or Replacements	0	331	0.0%	0.9%	0.7%	0.8%
% of FP17s Relating to Continuations	0	331	0.0%	1.5%	1.2%	1.3%
% of Patients satisfied with the dentistry they have received	1	1	N/A	94.0%	92.9%	92.7%
% of Patients satisfied with the time they had to wait for an appointment	1	1	N/A	89.4%	88.8%	88.8%

* This is based on patients treated on this contract for their most recent course of treatment. Figures in italics indicate the base number of FP17s or Patient Questionnaire responses are less than 100. N/A is shown where the base number of responses is less than 10 during the period. % is calculated as Quantity/Base number*100

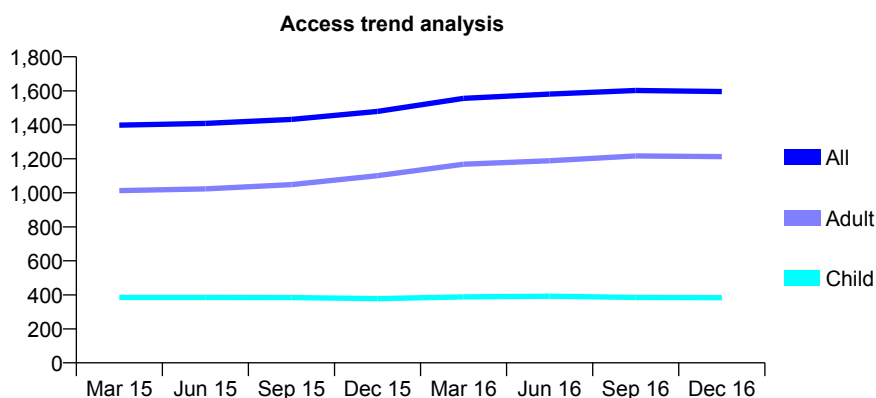
Q65 - Vital Signs At a Glance Contract Report for 322148/0001 - December 2016

Name or company name	Elgin Park Dental Partnership
Contract type name	GDS Contract
Purpose of contract	General
Contract start date	01/04/2006
Contract end date	

16/17 Contracted general activity (UDA)	4,243
Carry forward general activity (UDA)	-85
16/17 Contracted orthodontic activity (UOA)	0
Carry forward orthodontic activity (UOA)	0
Baseline contract value	£103,342.17

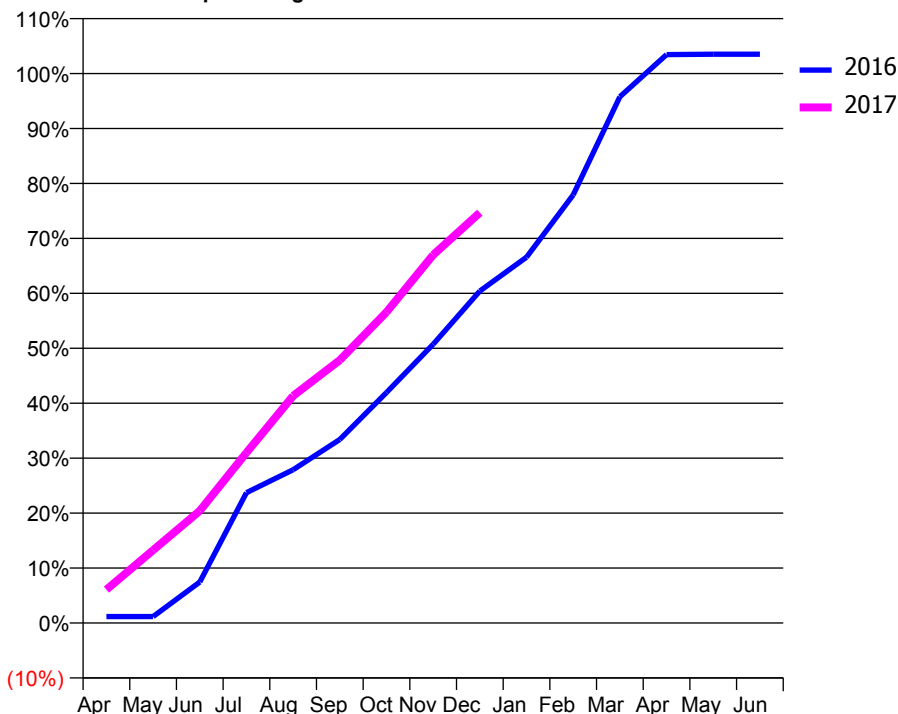
ACCESS*

Patients seen in 24 months	Total	Change since previous quarter
Quarter ending December 2015	1,479	
Quarter ending March 2016	1,556	↑
Quarter ending June 2016	1,581	→
Quarter ending September 2016	1,602	→
Quarter ending December 2016	1,596	→
Variance since December 2015	7.9%	↑



ACTIVITY

Cumulative percentage of contracted UDA delivered 2016 & 2017



Month	Adjusted Scheduled Activity (UDA)	
	2016	2017
April	50	258
May	50	563
June	316	867
July	1,006	1,315
August	1,184	1,754
September	1,417	2,030
October	1,780	2,400
November	2,153	2,843
December	2,563	3,169
January	2,825	
February	3,306	
March	4,063	
April	4,389	
May	4,392	
June	4,392	

QUALITY

	Quantity	Base Number	Contract	AT	Region	England
% of FP17s for the same patient ID Re-attending within 3 months - Children	32	441	7.3%	10.2%	11.9%	12.4%
% of FP17s for the same patient ID Re-attending within 3 months - Adults	214	1,295	16.5%	15.0%	16.5%	16.6%
% of FP17s for the same patient ID Re-attending between 3 & 9 months - Children	255	441	57.8%	61.4%	60.2%	57.5%
% of FP17s for the same patient ID Re-attending between 3 & 9 months - Adults	530	1,295	40.9%	53.0%	52.0%	50.4%
% of FP17s for Band 1 Urgent Courses	178	1,555	11.4%	8.1%	9.5%	9.1%
% of FP17s Relating to Free Repair or Replacements	0	1,555	0.0%	0.9%	0.7%	0.8%
% of FP17s Relating to Continuations	3	1,555	0.2%	1.5%	1.2%	1.3%
% of Patients satisfied with the dentistry they have received	5	5	N/A	94.0%	92.9%	92.7%
% of Patients satisfied with the time they had to wait for an appointment	3	5	N/A	89.4%	88.8%	88.8%

* This is based on patients treated on this contract for their most recent course of treatment. Figures in italics indicate the base number of FP17s or Patient Questionnaire responses are less than 100. N/A is shown where the base number of responses is less than 10 during the period. % is calculated as Quantity/Base number*100

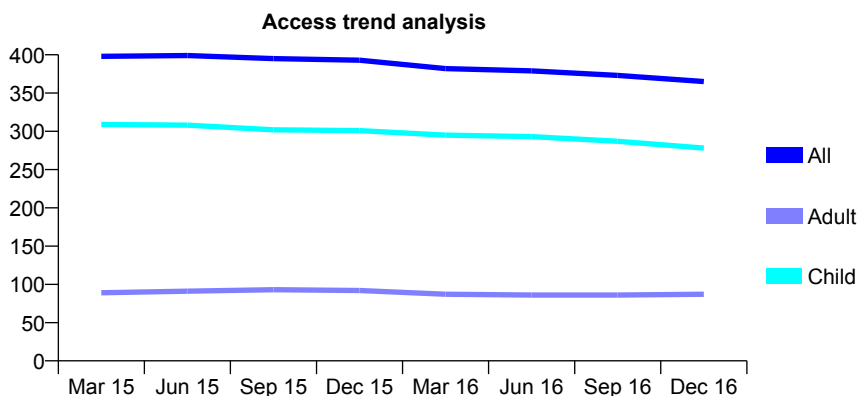
Q65 - Vital Signs At a Glance Contract Report for 322237/0002 - December 2016

Name or company name	MR DC MASON
Contract type name	GDS Contract
Purpose of contract	General
Contract start date	01/04/2006
Contract end date	

16/17 Contracted general activity (UDA)	850
Carry forward general activity (UDA)	0
16/17 Contracted orthodontic activity (UOA)	0
Carry forward orthodontic activity (UOA)	0
Baseline contract value	£20,730.17

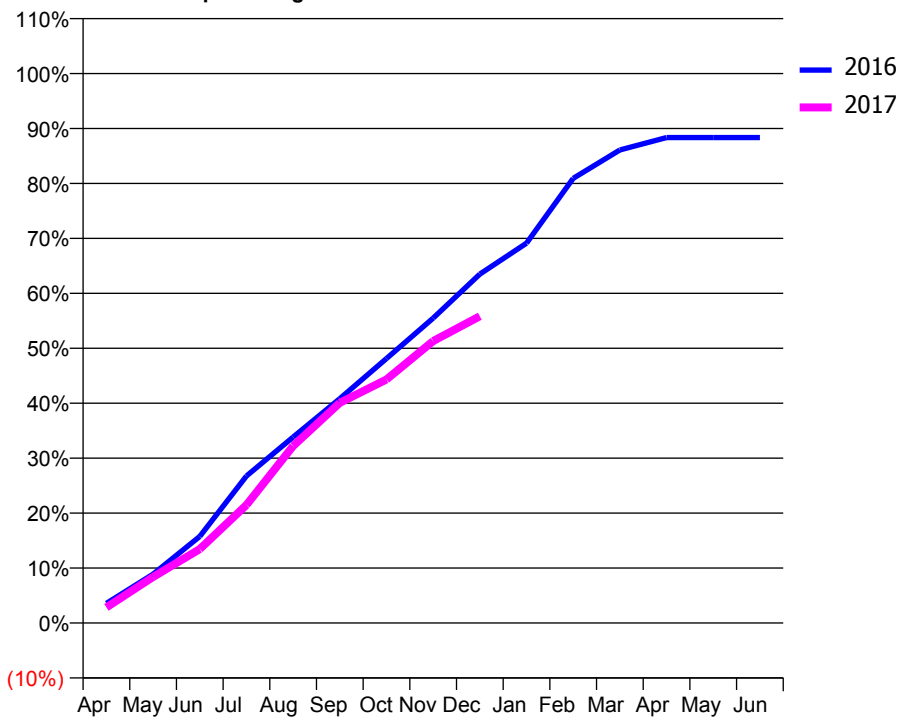
ACCESS*

Patients seen in 24 months	Total	Change since previous quarter
Quarter ending December 2015	393	
Quarter ending March 2016	382	↓
Quarter ending June 2016	379	→
Quarter ending September 2016	373	↓
Quarter ending December 2016	365	↓
Variance since December 2015	(7.1%)	↓



ACTIVITY

Cumulative percentage of contracted UDA delivered 2016 & 2017



Month	Adjusted Scheduled Activity (UDA)	
	2016	2017
April	30	24
May	76	71
June	134	114
July	227	183
August	288	274
September	347	341
October	409	377
November	472	436
December	540	475
January	588	
February	688	
March	732	
April	751	
May	751	
June	751	

QUALITY

	Quantity	Base Number	Contract	AT	Region	England
% of FP17s for the same patient ID Re-attending within 3 months - Children	16	339	4.7%	10.2%	11.9%	12.4%
% of FP17s for the same patient ID Re-attending within 3 months - Adults	2	55	3.6%	15.0%	16.5%	16.6%
% of FP17s for the same patient ID Re-attending between 3 & 9 months - Children	252	339	74.3%	61.4%	60.2%	57.5%
% of FP17s for the same patient ID Re-attending between 3 & 9 months - Adults	35	55	63.6%	53.0%	52.0%	50.4%
% of FP17s for Band 1 Urgent Courses	13	375	3.5%	8.1%	9.5%	9.1%
% of FP17s Relating to Free Repair or Replacements	0	375	0.0%	0.9%	0.7%	0.8%
% of FP17s Relating to Continuations	0	375	0.0%	1.5%	1.2%	1.3%
% of Patients satisfied with the dentistry they have received	0	0	N/A	94.0%	92.9%	92.7%
% of Patients satisfied with the time they had to wait for an appointment	0	0	N/A	89.4%	88.8%	88.8%

* This is based on patients treated on this contract for their most recent course of treatment. Figures in italics indicate the base number of FP17s or Patient Questionnaire responses are less than 100. N/A is shown where the base number of responses is less than 10 during the period. % is calculated as Quantity/Base number*100

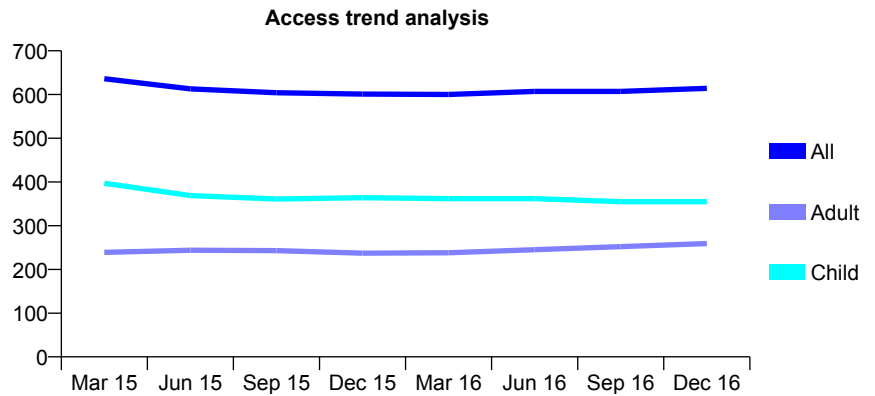
Q65 - Vital Signs At a Glance Contract Report for 328316/0001 - December 2016

Name or company name	MR JM TRIGG
Contract type name	GDS Contract
Purpose of contract	General
Contract start date	01/04/2006
Contract end date	

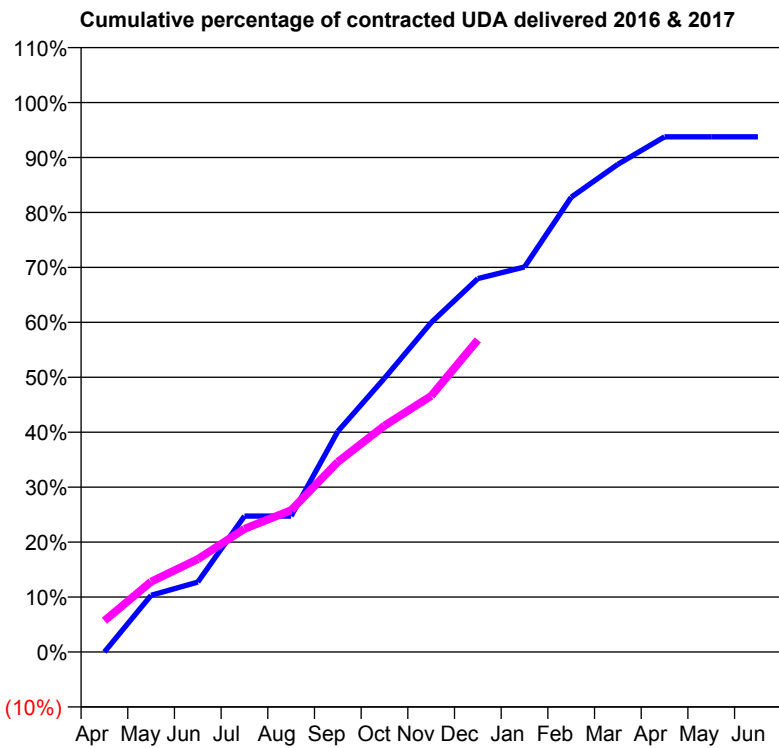
16/17 Contracted general activity (UDA)	1,000
Carry forward general activity (UDA)	0
16/17 Contracted orthodontic activity (UOA)	0
Carry forward orthodontic activity (UOA)	0
Baseline contract value	£24,286.42

ACCESS*

Patients seen in 24 months	Total	Change since previous quarter
Quarter ending December 2015	601	
Quarter ending March 2016	600	→
Quarter ending June 2016	607	→
Quarter ending September 2016	607	→
Quarter ending December 2016	614	→
Variance since December 2015	2.2%	↑



ACTIVITY



Month	Adjusted Scheduled Activity (UDA)	
	2016	2017
April	0	57
May	103	128
June	127	169
July	247	224
August	247	258
September	401	346
October	498	412
November	600	466
December	680	568
January	701	
February	828	
March	888	
April	938	
May	938	
June	938	

QUALITY

	Quantity	Base Number	Contract	AT	Region	England
% of FP17s for the same patient ID Re-attending within 3 months - Children	4	352	1.1%	10.2%	11.9%	12.4%
% of FP17s for the same patient ID Re-attending within 3 months - Adults	0	168	0.0%	15.0%	16.5%	16.6%
% of FP17s for the same patient ID Re-attending between 3 & 9 months - Children	202	352	57.4%	61.4%	60.2%	57.5%
% of FP17s for the same patient ID Re-attending between 3 & 9 months - Adults	85	168	50.6%	53.0%	52.0%	50.4%
% of FP17s for Band 1 Urgent Courses	0	472	0.0%	8.1%	9.5%	9.1%
% of FP17s Relating to Free Repair or Replacements	0	472	0.0%	0.9%	0.7%	0.8%
% of FP17s Relating to Continuations	0	472	0.0%	1.5%	1.2%	1.3%
% of Patients satisfied with the dentistry they have received	1	1	N/A	94.0%	92.9%	92.7%
% of Patients satisfied with the time they had to wait for an appointment	1	1	N/A	89.4%	88.8%	88.8%

* This is based on patients treated on this contract for their most recent course of treatment. Figures in italics indicate the base number of FP17s or Patient Questionnaire responses are less than 100. N/A is shown where the base number of responses is less than 10 during the period. % is calculated as Quantity/Base number*100

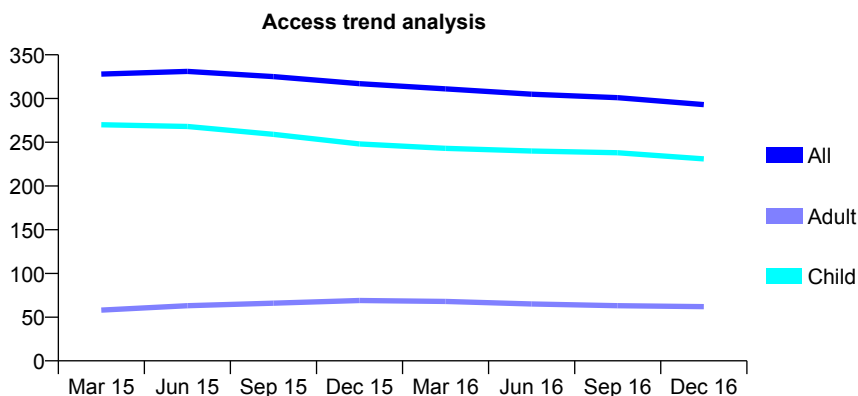
Q65 - Vital Signs At a Glance Contract Report for 331163/0001 - December 2016

Name or company name	MR JR HATFIELD
Contract type name	GDS Contract
Purpose of contract	General
Contract start date	01/04/2006
Contract end date	

16/17 Contracted general activity (UDA)	909
Carry forward general activity (UDA)	0
16/17 Contracted orthodontic activity (UOA)	0
Carry forward orthodontic activity (UOA)	0
Baseline contract value	£18,510.39

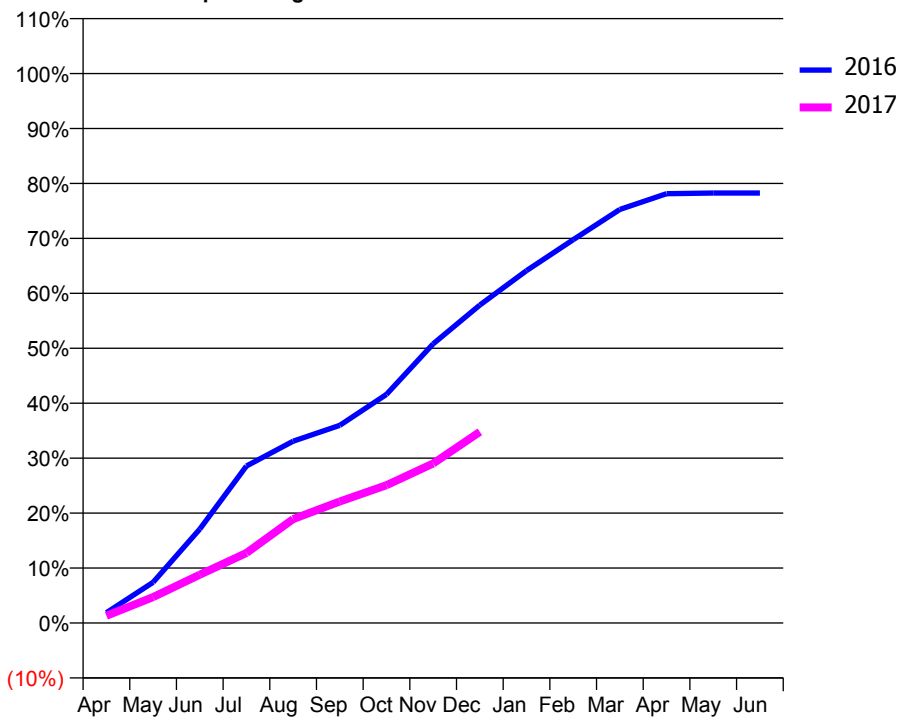
ACCESS*

Patients seen in 24 months	Total	Change since previous quarter
Quarter ending December 2015	317	
Quarter ending March 2016	311	↓
Quarter ending June 2016	305	↓
Quarter ending September 2016	301	↓
Quarter ending December 2016	293	↓
Variance since December 2015	(7.6%)	↓



ACTIVITY

Cumulative percentage of contracted UDA delivered 2016 & 2017



Month	Adjusted Scheduled Activity (UDA)	
	2016	2017
April	17	12
May	67	43
June	155	80
July	260	116
August	301	172
September	327	201
October	378	228
November	462	264
December	526	316
January	583	
February	634	
March	684	
April	710	
May	711	
June	711	

QUALITY

	Quantity	Base Number	Contract	AT	Region	England
% of FP17s for the same patient ID Re-attending within 3 months - Children	18	219	8.2%	10.2%	11.9%	12.4%
% of FP17s for the same patient ID Re-attending within 3 months - Adults	3	15	20.0%	15.0%	16.5%	16.6%
% of FP17s for the same patient ID Re-attending between 3 & 9 months - Children	153	219	69.9%	61.4%	60.2%	57.5%
% of FP17s for the same patient ID Re-attending between 3 & 9 months - Adults	7	15	46.7%	53.0%	52.0%	50.4%
% of FP17s for Band 1 Urgent Courses	1	213	0.5%	8.1%	9.5%	9.1%
% of FP17s Relating to Free Repair or Replacements	0	213	0.0%	0.9%	0.7%	0.8%
% of FP17s Relating to Continuations	0	213	0.0%	1.5%	1.2%	1.3%
% of Patients satisfied with the dentistry they have received	1	1	N/A	94.0%	92.9%	92.7%
% of Patients satisfied with the time they had to wait for an appointment	1	1	N/A	89.4%	88.8%	88.8%

* This is based on patients treated on this contract for their most recent course of treatment. Figures in italics indicate the base number of FP17s or Patient Questionnaire responses are less than 100. N/A is shown where the base number of responses is less than 10 during the period. % is calculated as Quantity/Base number*100

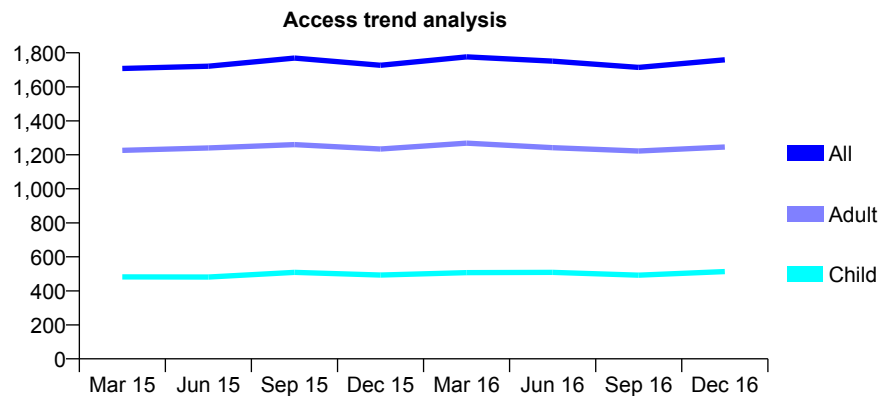
Q65 - Vital Signs At a Glance Contract Report for 339636/0001 - December 2016

Name or company name	MRS J ZEINALI
Contract type name	GDS Contract
Purpose of contract	General
Contract start date	01/04/2006
Contract end date	

16/17 Contracted general activity (UDA)	5,939
Carry forward general activity (UDA)	16
16/17 Contracted orthodontic activity (UOA)	0
Carry forward orthodontic activity (UOA)	0
Baseline contract value	£142,427.21

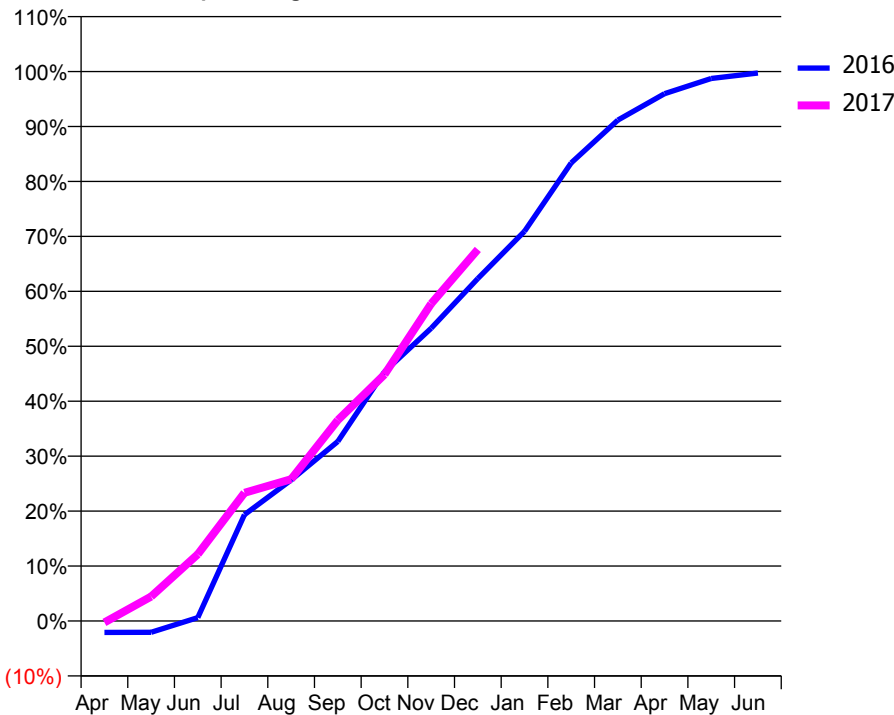
ACCESS*

Patients seen in 24 months	Total	Change since previous quarter
Quarter ending December 2015	1,727	
Quarter ending March 2016	1,776	↑
Quarter ending June 2016	1,751	↓
Quarter ending September 2016	1,714	↓
Quarter ending December 2016	1,759	↑
Variance since December 2015	1.9%	→



ACTIVITY

Cumulative percentage of contracted UDA delivered 2016 & 2017



Month	Adjusted Scheduled Activity (UDA)	
	2016	2017
April	-124	-16
May	-123	265
June	37	722
July	1,149	1,386
August	1,525	1,532
September	1,941	2,171
October	2,694	2,664
November	3,165	3,429
December	3,702	4,015
January	4,212	
February	4,951	
March	5,414	
April	5,700	
May	5,864	
June	5,923	

QUALITY

	Quantity	Base Number	Contract	AT	Region	England
% of FP17s for the same patient ID Re-attending within 3 months - Children	52	493	10.5%	10.2%	11.9%	12.4%
% of FP17s for the same patient ID Re-attending within 3 months - Adults	260	1,414	18.4%	15.0%	16.5%	16.6%
% of FP17s for the same patient ID Re-attending between 3 & 9 months - Children	261	493	52.9%	61.4%	60.2%	57.5%
% of FP17s for the same patient ID Re-attending between 3 & 9 months - Adults	729	1,414	51.6%	53.0%	52.0%	50.4%
% of FP17s for Band 1 Urgent Courses	210	1,717	12.2%	8.1%	9.5%	9.1%
% of FP17s Relating to Free Repair or Replacements	9	1,717	0.5%	0.9%	0.7%	0.8%
% of FP17s Relating to Continuations	15	1,717	0.9%	1.5%	1.2%	1.3%
% of Patients satisfied with the dentistry they have received	2	2	N/A	94.0%	92.9%	92.7%
% of Patients satisfied with the time they had to wait for an appointment	1	2	N/A	89.4%	88.8%	88.8%

* This is based on patients treated on this contract for their most recent course of treatment. Figures in italics indicate the base number of FP17s or Patient Questionnaire responses are less than 100. N/A is shown where the base number of responses is less than 10 during the period. % is calculated as Quantity/Base number*100

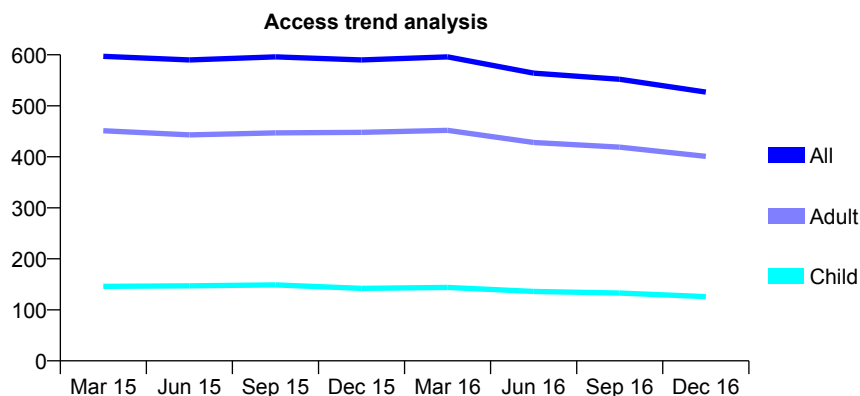
Q65 - Vital Signs At a Glance Contract Report for 339636/0002 - December 2016

Name or company name	MRS J ZEINALI
Contract type name	GDS Contract
Purpose of contract	General
Contract start date	01/04/2006
Contract end date	

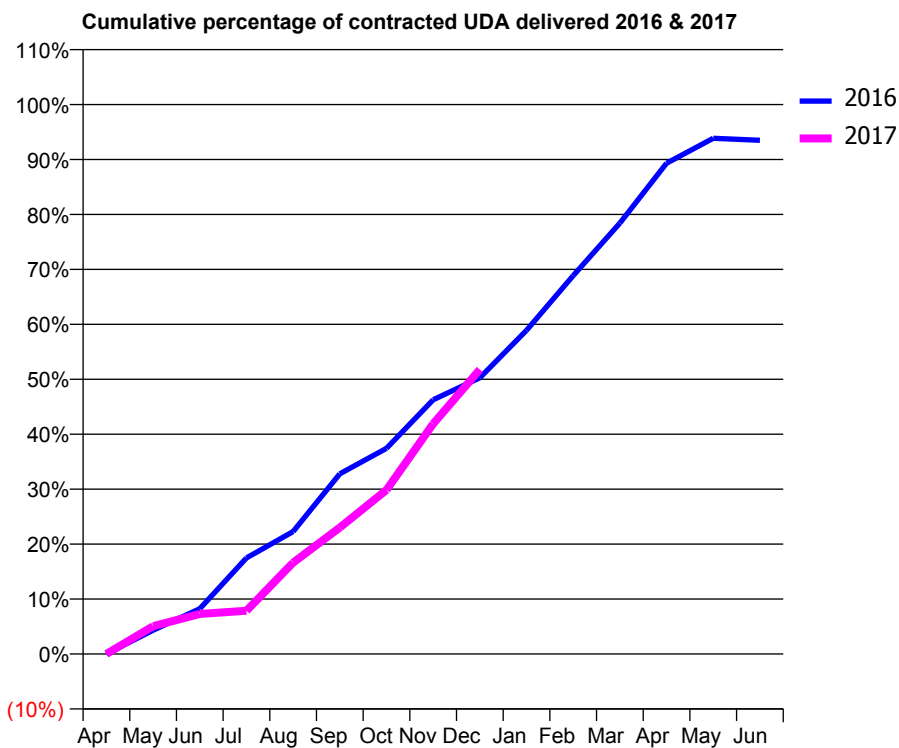
16/17 Contracted general activity (UDA)	2,235
Carry forward general activity (UDA)	0
16/17 Contracted orthodontic activity (UOA)	0
Carry forward orthodontic activity (UOA)	0
Baseline contract value	£54,436.35

ACCESS*

Patients seen in 24 months	Total	Change since previous quarter
Quarter ending December 2015	590	
Quarter ending March 2016	596	→
Quarter ending June 2016	564	↓
Quarter ending September 2016	552	↓
Quarter ending December 2016	527	↓
Variance since December 2015	(10.7%)	↓



ACTIVITY



Month	Adjusted Scheduled Activity (UDA)	
	2016	2017
April	0	0
May	97	113
June	184	163
July	391	176
August	498	372
September	733	514
October	836	667
November	1,034	936
December	1,123	1,157
January	1,316	
February	1,539	
March	1,753	
April	1,996	
May	2,097	
June	2,090	

QUALITY

	Quantity	Base Number	Contract	AT	Region	England
% of FP17s for the same patient ID Re-attending within 3 months - Children	6	126	4.8%	10.2%	11.9%	12.4%
% of FP17s for the same patient ID Re-attending within 3 months - Adults	64	471	13.6%	15.0%	16.5%	16.6%
% of FP17s for the same patient ID Re-attending between 3 & 9 months - Children	68	126	54.0%	61.4%	60.2%	57.5%
% of FP17s for the same patient ID Re-attending between 3 & 9 months - Adults	262	471	55.6%	53.0%	52.0%	50.4%
% of FP17s for Band 1 Urgent Courses	35	490	7.1%	8.1%	9.5%	9.1%
% of FP17s Relating to Free Repair or Replacements	4	490	0.8%	0.9%	0.7%	0.8%
% of FP17s Relating to Continuations	5	490	1.0%	1.5%	1.2%	1.3%
% of Patients satisfied with the dentistry they have received	1	1	N/A	94.0%	92.9%	92.7%
% of Patients satisfied with the time they had to wait for an appointment	1	1	N/A	89.4%	88.8%	88.8%

* This is based on patients treated on this contract for their most recent course of treatment. Figures in italics indicate the base number of FP17s or Patient Questionnaire responses are less than 100. N/A is shown where the base number of responses is less than 10 during the period. % is calculated as Quantity/Base number*100

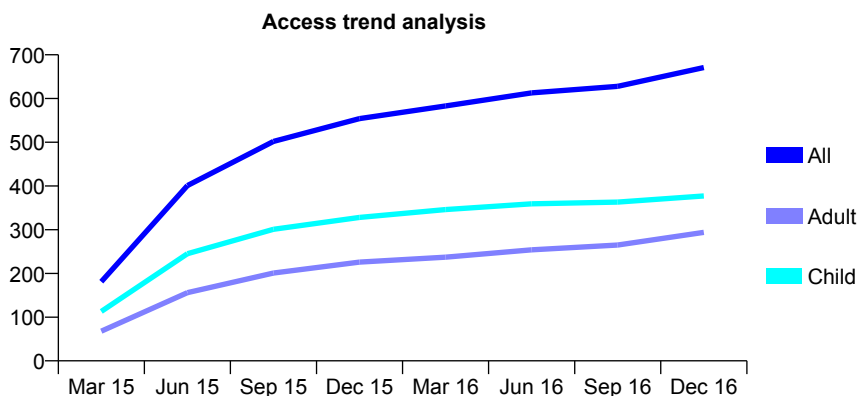
Q65 - Vital Signs At a Glance Contract Report for 342408/0001 - December 2016

Name or company name	MR DA CHAPMAN
Contract type name	GDS Contract
Purpose of contract	General and Orthodontic
Contract start date	01/12/2014
Contract end date	

16/17 Contracted general activity (UDA)	1,802
Carry forward general activity (UDA)	0
16/17 Contracted orthodontic activity (UOA)	0
Carry forward orthodontic activity (UOA)	0
Baseline contract value	£45,036.16

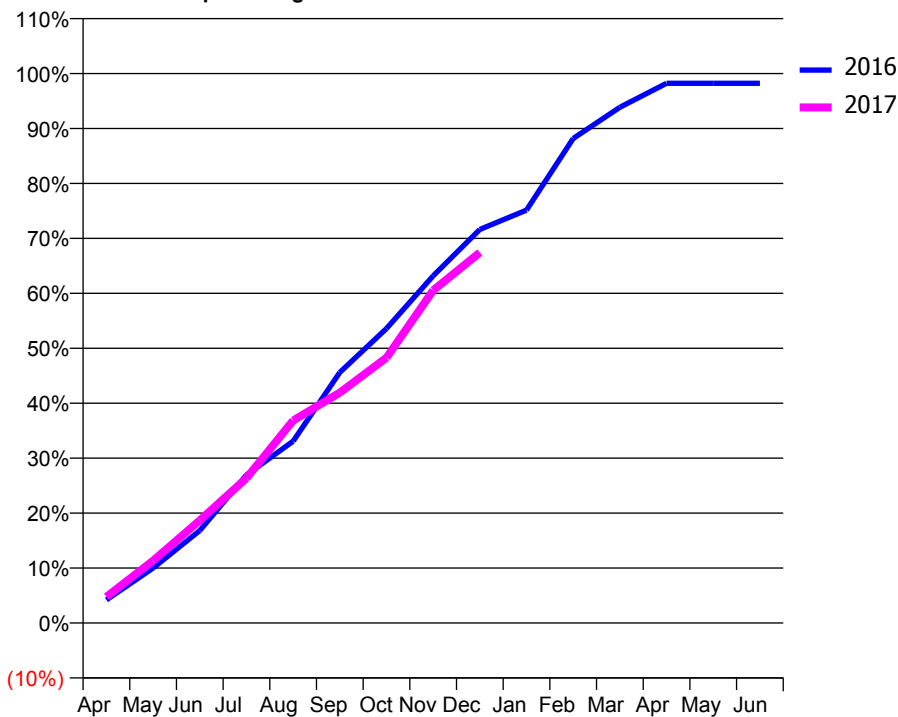
ACCESS*

Patients seen in 24 months	Total	Change since previous quarter
Quarter ending December 2015	554	
Quarter ending March 2016	583	↑
Quarter ending June 2016	613	↑
Quarter ending September 2016	628	↑
Quarter ending December 2016	671	↑
Variance since December 2015	21.1%	↑



ACTIVITY

Cumulative percentage of contracted UDA delivered 2016 & 2017



Month	Adjusted Scheduled Activity (UDA)	
	2016	2017
April	75	86
May	177	204
June	298	337
July	477	475
August	586	664
September	807	755
October	949	870
November	1,118	1,091
December	1,268	1,215
January	1,330	
February	1,561	
March	1,661	
April	1,738	
May	1,738	
June	1,738	

QUALITY

	Quantity	Base Number	Contract	AT	Region	England
% of FP17s for the same patient ID Re-attending within 3 months - Children	24	447	5.4%	10.2%	11.9%	12.4%
% of FP17s for the same patient ID Re-attending within 3 months - Adults	36	295	12.2%	15.0%	16.5%	16.6%
% of FP17s for the same patient ID Re-attending between 3 & 9 months - Children	330	447	73.8%	61.4%	60.2%	57.5%
% of FP17s for the same patient ID Re-attending between 3 & 9 months - Adults	181	295	61.4%	53.0%	52.0%	50.4%
% of FP17s for Band 1 Urgent Courses	24	702	3.4%	8.1%	9.5%	9.1%
% of FP17s Relating to Free Repair or Replacements	0	702	0.0%	0.9%	0.7%	0.8%
% of FP17s Relating to Continuations	2	702	0.3%	1.5%	1.2%	1.3%
% of Patients satisfied with the dentistry they have received	1	1	N/A	94.0%	92.9%	92.7%
% of Patients satisfied with the time they had to wait for an appointment	1	1	N/A	89.4%	88.8%	88.8%

* This is based on patients treated on this contract for their most recent course of treatment. Figures in italics indicate the base number of FP17s or Patient Questionnaire responses are less than 100. N/A is shown where the base number of responses is less than 10 during the period. % is calculated as Quantity/Base number*100

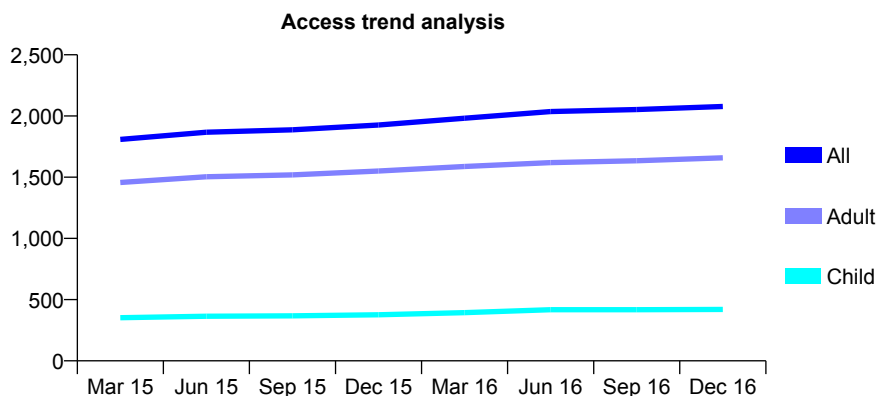
Q65 - Vital Signs At a Glance Contract Report for 364800/0001 - December 2016

Name or company name	Twindent Dental Care Partnership
Contract type name	GDS Contract
Purpose of contract	General
Contract start date	01/04/2012
Contract end date	

16/17 Contracted general activity (UDA)	5,601
Carry forward general activity (UDA)	-10
16/17 Contracted orthodontic activity (UOA)	0
Carry forward orthodontic activity (UOA)	0
Baseline contract value	£124,387.87

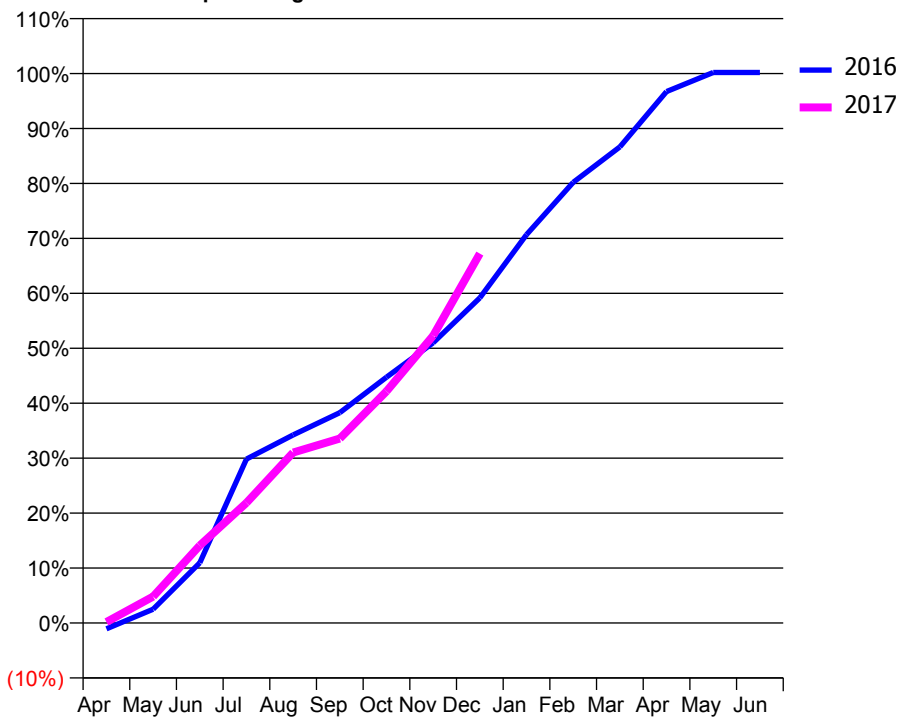
ACCESS*

Patients seen in 24 months	Total	Change since previous quarter
Quarter ending December 2015	1,927	
Quarter ending March 2016	1,982	↑
Quarter ending June 2016	2,037	↑
Quarter ending September 2016	2,053	→
Quarter ending December 2016	2,078	→
Variance since December 2015	7.8%	↑



ACTIVITY

Cumulative percentage of contracted UDA delivered 2016 & 2017



Month	Adjusted Scheduled Activity (UDA)	
	2016	2017
April	-61	10
May	141	269
June	614	791
July	1,671	1,226
August	1,917	1,738
September	2,145	1,880
October	2,506	2,362
November	2,856	2,928
December	3,315	3,766
January	3,959	
February	4,491	
March	4,853	
April	5,416	
May	5,611	
June	5,611	

QUALITY

	Quantity	Base Number	Contract	AT	Region	England
% of FP17s for the same patient ID Re-attending within 3 months - Children	30	470	6.4%	10.2%	11.9%	12.4%
% of FP17s for the same patient ID Re-attending within 3 months - Adults	224	1,732	12.9%	15.0%	16.5%	16.6%
% of FP17s for the same patient ID Re-attending between 3 & 9 months - Children	218	470	46.4%	61.4%	60.2%	57.5%
% of FP17s for the same patient ID Re-attending between 3 & 9 months - Adults	812	1,732	46.9%	53.0%	52.0%	50.4%
% of FP17s for Band 1 Urgent Courses	174	1,835	9.5%	8.1%	9.5%	9.1%
% of FP17s Relating to Free Repair or Replacements	7	1,835	0.4%	0.9%	0.7%	0.8%
% of FP17s Relating to Continuations	10	1,835	0.5%	1.5%	1.2%	1.3%
% of Patients satisfied with the dentistry they have received	8	8	N/A	94.0%	92.9%	92.7%
% of Patients satisfied with the time they had to wait for an appointment	8	8	N/A	89.4%	88.8%	88.8%

* This is based on patients treated on this contract for their most recent course of treatment. Figures in italics indicate the base number of FP17s or Patient Questionnaire responses are less than 100. N/A is shown where the base number of responses is less than 10 during the period. % is calculated as Quantity/Base number*100

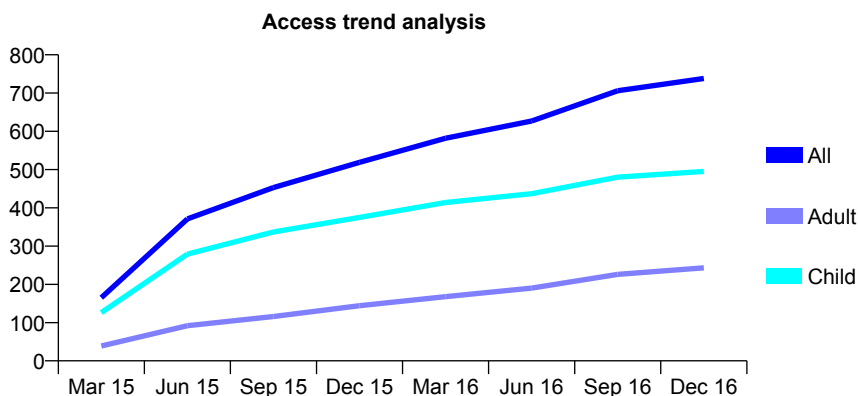
Q65 - Vital Signs At a Glance Contract Report for 568031/0001 - December 2016

Name or company name	MR SC LAWSON
Contract type name	GDS Contract
Purpose of contract	General and Orthodontic
Contract start date	01/01/2015
Contract end date	

16/17 Contracted general activity (UDA)	2,000
Carry forward general activity (UDA)	0
16/17 Contracted orthodontic activity (UOA)	743
Carry forward orthodontic activity (UOA)	0
Baseline contract value	£96,245.55

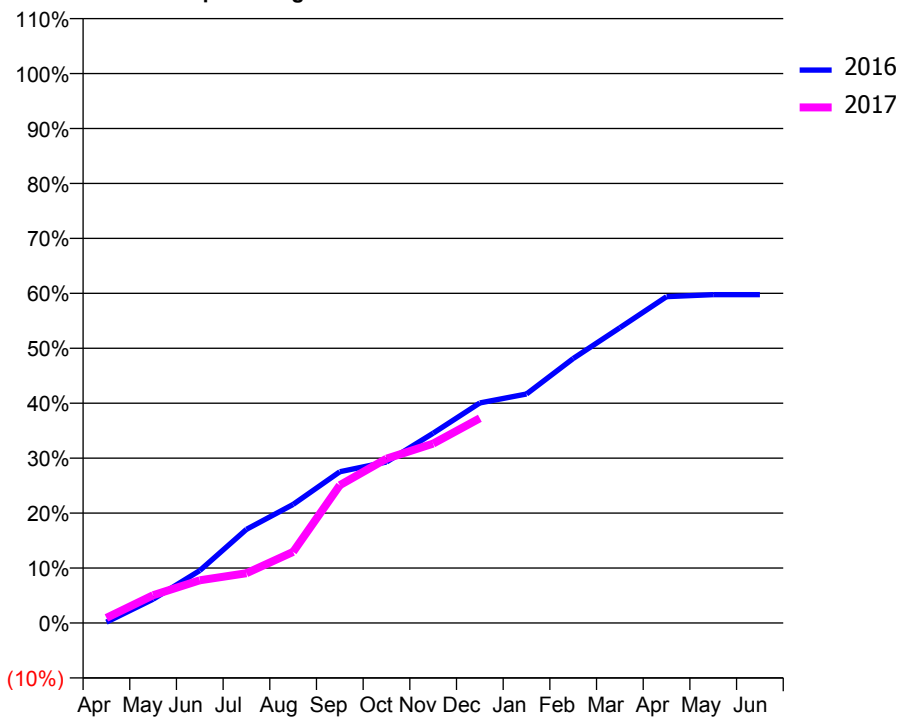
ACCESS*

Patients seen in 24 months	Total	Change since previous quarter
Quarter ending December 2015	519	
Quarter ending March 2016	582	↑
Quarter ending June 2016	627	↑
Quarter ending September 2016	706	↑
Quarter ending December 2016	738	↑
Variance since December 2015	42.2%	↑



ACTIVITY

Cumulative percentage of contracted UDA delivered 2016 & 2017



Month	Adjusted Scheduled Activity (UDA)	
	2016	2017
April	4	19
May	107	101
June	235	155
July	420	181
August	531	259
September	678	502
October	722	598
November	851	653
December	987	745
January	1,027	
February	1,186	
March	1,324	
April	1,463	
May	1,472	
June	1,472	

QUALITY

	Quantity	Base Number	Contract	AT	Region	England
% of FP17s for the same patient ID Re-attending within 3 months - Children	46	583	7.9%	10.2%	11.9%	12.4%
% of FP17s for the same patient ID Re-attending within 3 months - Adults	2	100	2.0%	15.0%	16.5%	16.6%
% of FP17s for the same patient ID Re-attending between 3 & 9 months - Children	310	583	53.2%	61.4%	60.2%	57.5%
% of FP17s for the same patient ID Re-attending between 3 & 9 months - Adults	10	100	10.0%	53.0%	52.0%	50.4%
% of FP17s for Band 1 Urgent Courses	82	482	17.0%	8.1%	9.5%	9.1%
% of FP17s Relating to Free Repair or Replacements	1	482	0.2%	0.9%	0.7%	0.8%
% of FP17s Relating to Continuations	0	482	0.0%	1.5%	1.2%	1.3%
% of Patients satisfied with the dentistry they have received	1	1	N/A	94.0%	92.9%	92.7%
% of Patients satisfied with the time they had to wait for an appointment	1	1	N/A	89.4%	88.8%	88.8%

* This is based on patients treated on this contract for their most recent course of treatment. Figures in italics indicate the base number of FP17s or Patient Questionnaire responses are less than 100. N/A is shown where the base number of responses is less than 10 during the period. % is calculated as Quantity/Base number*100

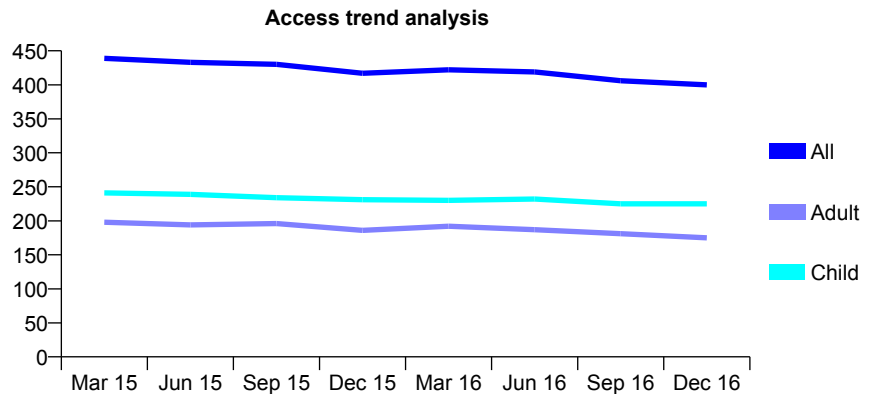
Q65 - Vital Signs At a Glance Contract Report for 568058/0001 - December 2016

Name or company name	MR DG GIBSON
Contract type name	GDS Contract
Purpose of contract	General
Contract start date	01/04/2006
Contract end date	

16/17 Contracted general activity (UDA)	950
Carry forward general activity (UDA)	0
16/17 Contracted orthodontic activity (UOA)	0
Carry forward orthodontic activity (UOA)	0
Baseline contract value	£23,106.23

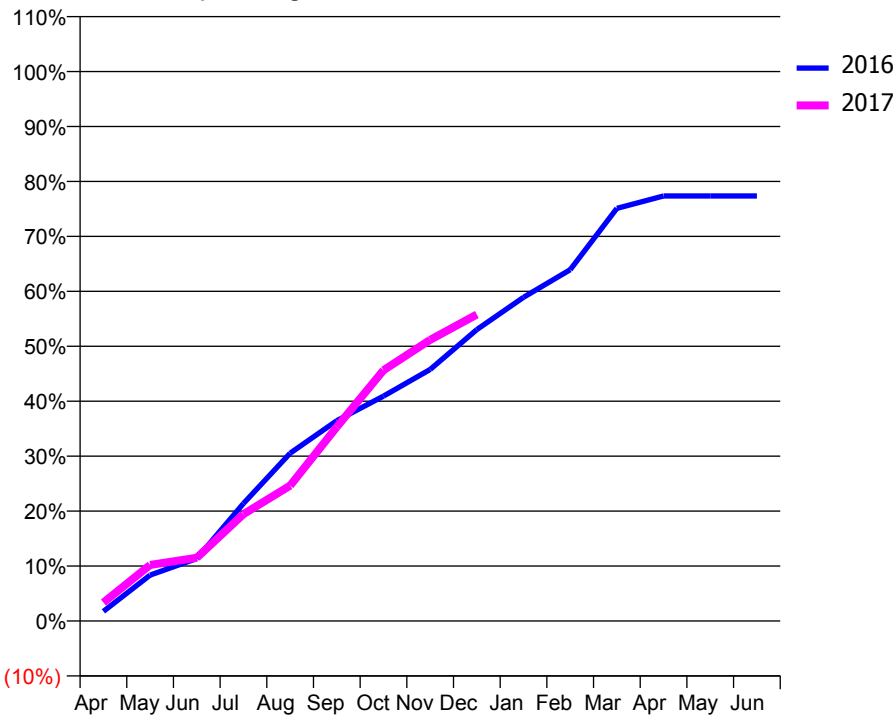
ACCESS*

Patients seen in 24 months	Total	Change since previous quarter
Quarter ending December 2015	417	
Quarter ending March 2016	422	→
Quarter ending June 2016	419	→
Quarter ending September 2016	406	↓
Quarter ending December 2016	400	↓
Variance since December 2015	(4.1%)	↓



ACTIVITY

Cumulative percentage of contracted UDA delivered 2016 & 2017



Month	Adjusted Scheduled Activity (UDA)	
	2016	2017
April	21	32
May	100	97
June	136	109
July	257	185
August	366	234
September	438	336
October	491	434
November	549	486
December	636	530
January	707	
February	767	
March	901	
April	928	
May	928	
June	928	

QUALITY

	Quantity	Base Number	Contract	AT	Region	England
% of FP17s for the same patient ID Re-attending within 3 months - Children	10	254	3.9%	10.2%	11.9%	12.4%
% of FP17s for the same patient ID Re-attending within 3 months - Adults	20	117	17.1%	15.0%	16.5%	16.6%
% of FP17s for the same patient ID Re-attending between 3 & 9 months - Children	174	254	68.5%	61.4%	60.2%	57.5%
% of FP17s for the same patient ID Re-attending between 3 & 9 months - Adults	66	117	56.4%	53.0%	52.0%	50.4%
% of FP17s for Band 1 Urgent Courses	15	352	4.3%	8.1%	9.5%	9.1%
% of FP17s Relating to Free Repair or Replacements	0	352	0.0%	0.9%	0.7%	0.8%
% of FP17s Relating to Continuations	0	352	0.0%	1.5%	1.2%	1.3%
% of Patients satisfied with the dentistry they have received	1	1	N/A	94.0%	92.9%	92.7%
% of Patients satisfied with the time they had to wait for an appointment	1	1	N/A	89.4%	88.8%	88.8%

* This is based on patients treated on this contract for their most recent course of treatment. Figures in italics indicate the base number of FP17s or Patient Questionnaire responses are less than 100. N/A is shown where the base number of responses is less than 10 during the period. % is calculated as Quantity/Base number*100

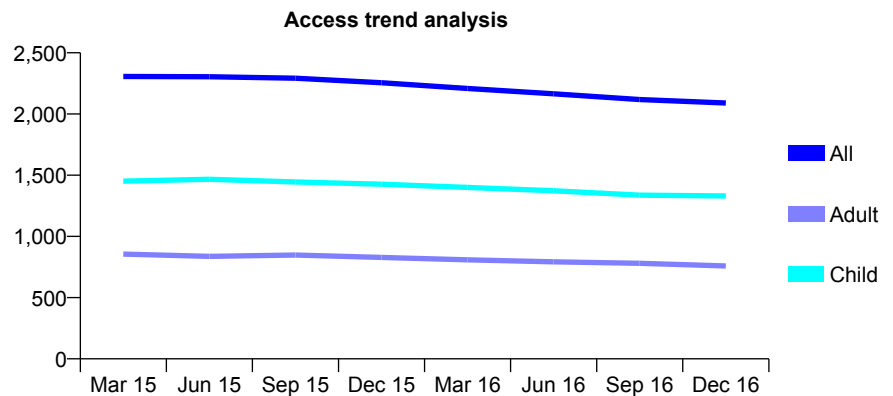
Q65 - Vital Signs At a Glance Contract Report for 570796/0001 - December 2016

Name or company name	MR JL RAUTENBACH
Contract type name	GDS Contract
Purpose of contract	General
Contract start date	01/04/2006
Contract end date	

16/17 Contracted general activity (UDA)	4,860
Carry forward general activity (UDA)	0
16/17 Contracted orthodontic activity (UOA)	0
Carry forward orthodontic activity (UOA)	0
Baseline contract value	£113,527.61

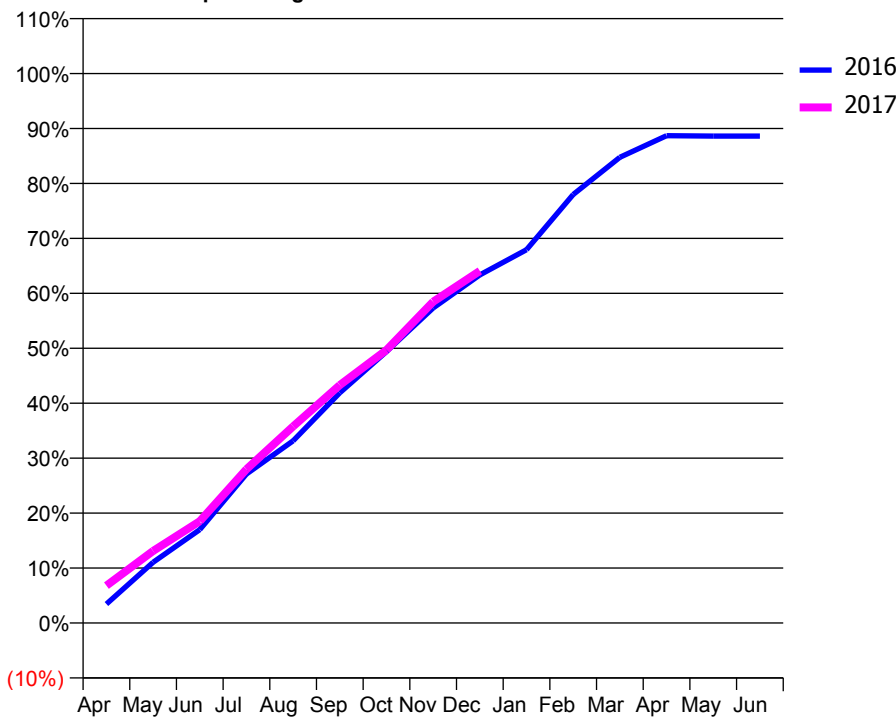
ACCESS*

Patients seen in 24 months	Total	Change since previous quarter
Quarter ending December 2015	2,255	
Quarter ending March 2016	2,209	↓
Quarter ending June 2016	2,165	↓
Quarter ending September 2016	2,118	↓
Quarter ending December 2016	2,090	↓
Variance since December 2015	(7.3%)	↓



ACTIVITY

Cumulative percentage of contracted UDA delivered 2016 & 2017



Month	Adjusted Scheduled Activity (UDA)	
	2016	2017
April	187	330
May	597	637
June	919	900
July	1,464	1,360
August	1,790	1,738
September	2,262	2,105
October	2,668	2,415
November	3,096	2,842
December	3,421	3,114
January	3,668	
February	4,211	
March	4,577	
April	4,788	
May	4,784	
June	4,784	

QUALITY

	Quantity	Base Number	Contract	AT	Region	England
% of FP17s for the same patient ID Re-attending within 3 months - Children	101	1,750	5.8%	10.2%	11.9%	12.4%
% of FP17s for the same patient ID Re-attending within 3 months - Adults	66	548	12.0%	15.0%	16.5%	16.6%
% of FP17s for the same patient ID Re-attending between 3 & 9 months - Children	1,308	1,750	74.7%	61.4%	60.2%	57.5%
% of FP17s for the same patient ID Re-attending between 3 & 9 months - Adults	281	548	51.3%	53.0%	52.0%	50.4%
% of FP17s for Band 1 Urgent Courses	43	2,180	2.0%	8.1%	9.5%	9.1%
% of FP17s Relating to Free Repair or Replacements	0	2,180	0.0%	0.9%	0.7%	0.8%
% of FP17s Relating to Continuations	0	2,180	0.0%	1.5%	1.2%	1.3%
% of Patients satisfied with the dentistry they have received	4	4	N/A	94.0%	92.9%	92.7%
% of Patients satisfied with the time they had to wait for an appointment	4	4	N/A	89.4%	88.8%	88.8%

* This is based on patients treated on this contract for their most recent course of treatment. Figures in italics indicate the base number of FP17s or Patient Questionnaire responses are less than 100. N/A is shown where the base number of responses is less than 10 during the period. % is calculated as Quantity/Base number*100

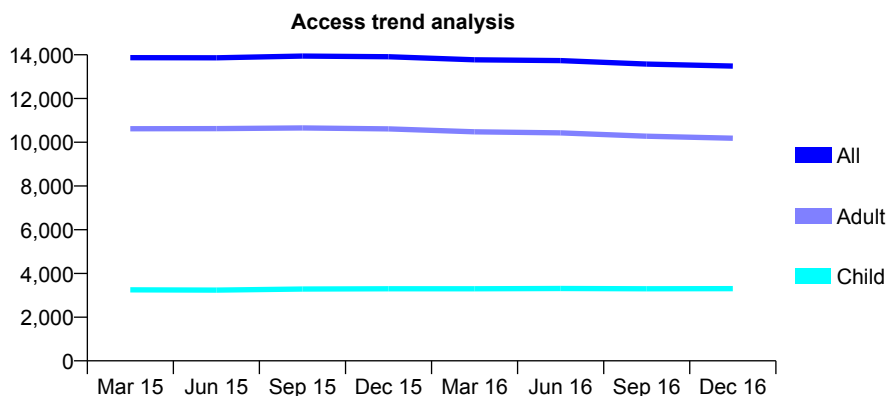
Q65 - Vital Signs At a Glance Contract Report for 574236/0001 - December 2016

Name or company name	MR IR JAMES
Contract type name	GDS Contract
Purpose of contract	General
Contract start date	01/04/2006
Contract end date	

16/17 Contracted general activity (UDA)	31,810
Carry forward general activity (UDA)	0
16/17 Contracted orthodontic activity (UOA)	0
Carry forward orthodontic activity (UOA)	0
Baseline contract value	£772,906.06

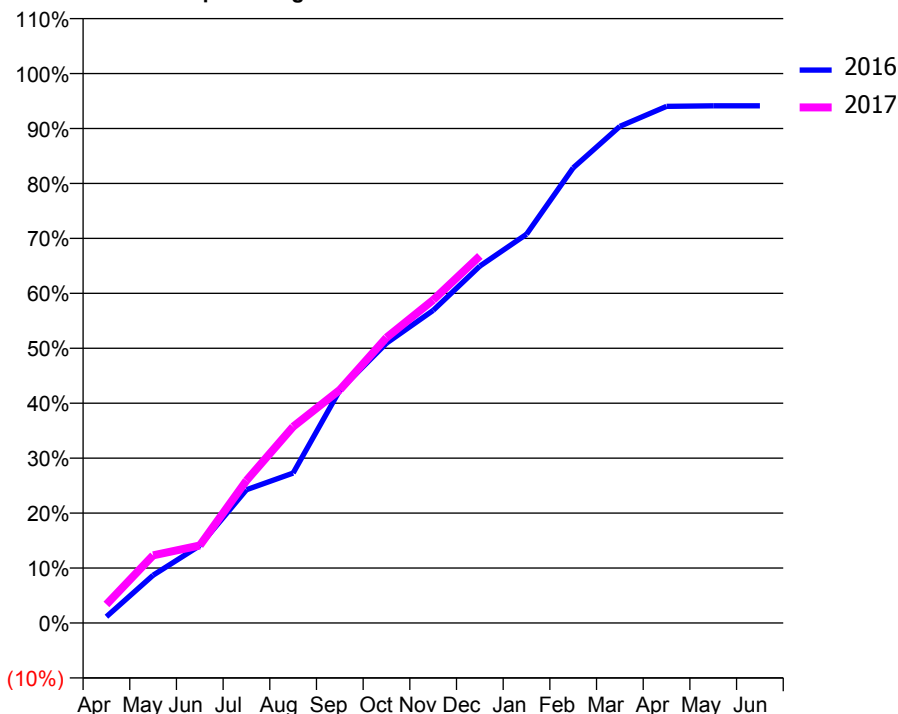
ACCESS*

Patients seen in 24 months	Total	Change since previous quarter
Quarter ending December 2015	13,911	
Quarter ending March 2016	13,773	→
Quarter ending June 2016	13,735	→
Quarter ending September 2016	13,575	↓
Quarter ending December 2016	13,486	→
Variance since December 2015	(3.1%)	↓



ACTIVITY

Cumulative percentage of contracted UDA delivered 2016 & 2017



Month	Adjusted Scheduled Activity (UDA)	
	2016	2017
April	366	1,074
May	2,768	3,918
June	4,483	4,492
July	7,715	8,251
August	8,678	11,365
September	13,479	13,494
October	16,198	16,527
November	18,100	18,700
December	20,660	21,245
January	22,505	
February	26,353	
March	28,749	
April	29,911	
May	29,941	
June	29,940	

QUALITY

	Quantity	Base Number	Contract	AT	Region	England
% of FP17s for the same patient ID Re-attending within 3 months - Children	206	3,916	5.3%	10.2%	11.9%	12.4%
% of FP17s for the same patient ID Re-attending within 3 months - Adults	1,135	10,536	10.8%	15.0%	16.5%	16.6%
% of FP17s for the same patient ID Re-attending between 3 & 9 months - Children	2,699	3,916	68.9%	61.4%	60.2%	57.5%
% of FP17s for the same patient ID Re-attending between 3 & 9 months - Adults	6,749	10,536	64.1%	53.0%	52.0%	50.4%
% of FP17s for Band 1 Urgent Courses	689	13,131	5.2%	8.1%	9.5%	9.1%
% of FP17s Relating to Free Repair or Replacements	90	13,131	0.7%	0.9%	0.7%	0.8%
% of FP17s Relating to Continuations	178	13,131	1.4%	1.5%	1.2%	1.3%
% of Patients satisfied with the dentistry they have received	12	13	92.3%	94.0%	92.9%	92.7%
% of Patients satisfied with the time they had to wait for an appointment	13	13	100.0%	89.4%	88.8%	88.8%

* This is based on patients treated on this contract for their most recent course of treatment. Figures in italics indicate the base number of FP17s or Patient Questionnaire responses are less than 100. N/A is shown where the base number of responses is less than 10 during the period. % is calculated as Quantity/Base number*100

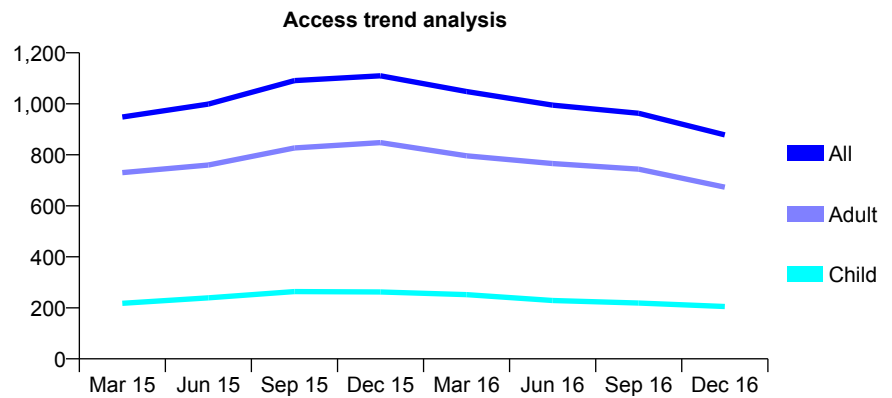
Q65 - Vital Signs At a Glance Contract Report for 629596/0001 - December 2016

Name or company name	MR NJ NEWTON
Contract type name	GDS Contract
Purpose of contract	General
Contract start date	01/04/2006
Contract end date	

16/17 Contracted general activity (UDA)	2,990
Carry forward general activity (UDA)	-60
16/17 Contracted orthodontic activity (UOA)	0
Carry forward orthodontic activity (UOA)	0
Baseline contract value	£80,698.96

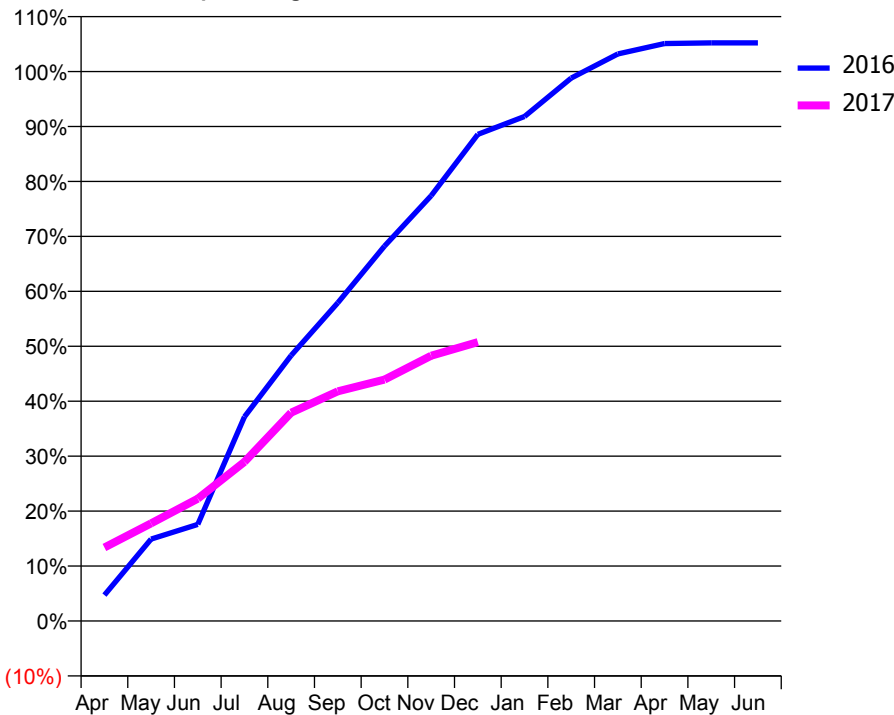
ACCESS*

Patients seen in 24 months	Total	Change since previous quarter
Quarter ending December 2015	1,110	
Quarter ending March 2016	1,048	↓
Quarter ending June 2016	995	↓
Quarter ending September 2016	963	↓
Quarter ending December 2016	878	↓
Variance since December 2015	(20.9%)	↓



ACTIVITY

Cumulative percentage of contracted UDA delivered 2016 & 2017



Month	Adjusted Scheduled Activity (UDA)	
	2016	2017
April	141	400
May	446	531
June	526	666
July	1,111	866
August	1,445	1,134
September	1,731	1,250
October	2,040	1,314
November	2,314	1,443
December	2,648	1,517
January	2,745	
February	2,954	
March	3,085	
April	3,142	
May	3,145	
June	3,145	

QUALITY

	Quantity	Base Number	Contract	AT	Region	England
% of FP17s for the same patient ID Re-attending within 3 months - Children	9	143	6.3%	10.2%	11.9%	12.4%
% of FP17s for the same patient ID Re-attending within 3 months - Adults	47	521	9.0%	15.0%	16.5%	16.6%
% of FP17s for the same patient ID Re-attending between 3 & 9 months - Children	90	143	62.9%	61.4%	60.2%	57.5%
% of FP17s for the same patient ID Re-attending between 3 & 9 months - Adults	333	521	63.9%	53.0%	52.0%	50.4%
% of FP17s for Band 1 Urgent Courses	22	641	3.4%	8.1%	9.5%	9.1%
% of FP17s Relating to Free Repair or Replacements	2	641	0.3%	0.9%	0.7%	0.8%
% of FP17s Relating to Continuations	7	641	1.1%	1.5%	1.2%	1.3%
% of Patients satisfied with the dentistry they have received	9	9	N/A	94.0%	92.9%	92.7%
% of Patients satisfied with the time they had to wait for an appointment	7	9	N/A	89.4%	88.8%	88.8%

* This is based on patients treated on this contract for their most recent course of treatment. Figures in italics indicate the base number of FP17s or Patient Questionnaire responses are less than 100. N/A is shown where the base number of responses is less than 10 during the period. % is calculated as Quantity/Base number*100

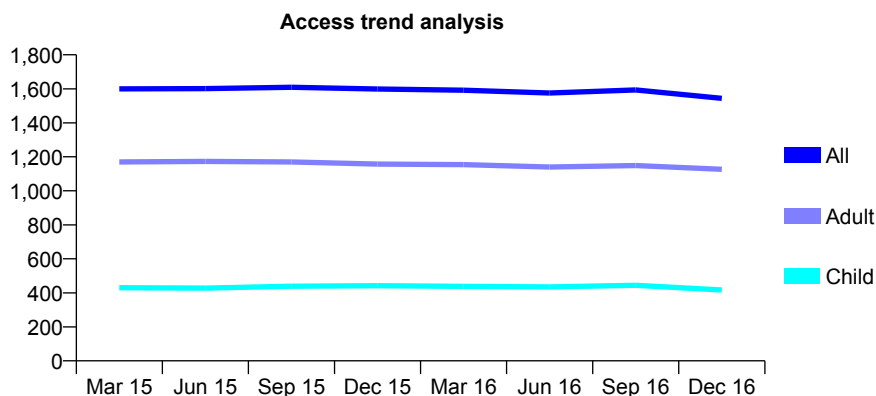
Q65 - Vital Signs At a Glance Contract Report for 632910/0001 - December 2016

Name or company name	MR GW IRVINE
Contract type name	GDS Contract
Purpose of contract	General
Contract start date	01/04/2006
Contract end date	

16/17 Contracted general activity (UDA)	2,000
Carry forward general activity (UDA)	0
16/17 Contracted orthodontic activity (UOA)	0
Carry forward orthodontic activity (UOA)	0
Baseline contract value	£42,627.78

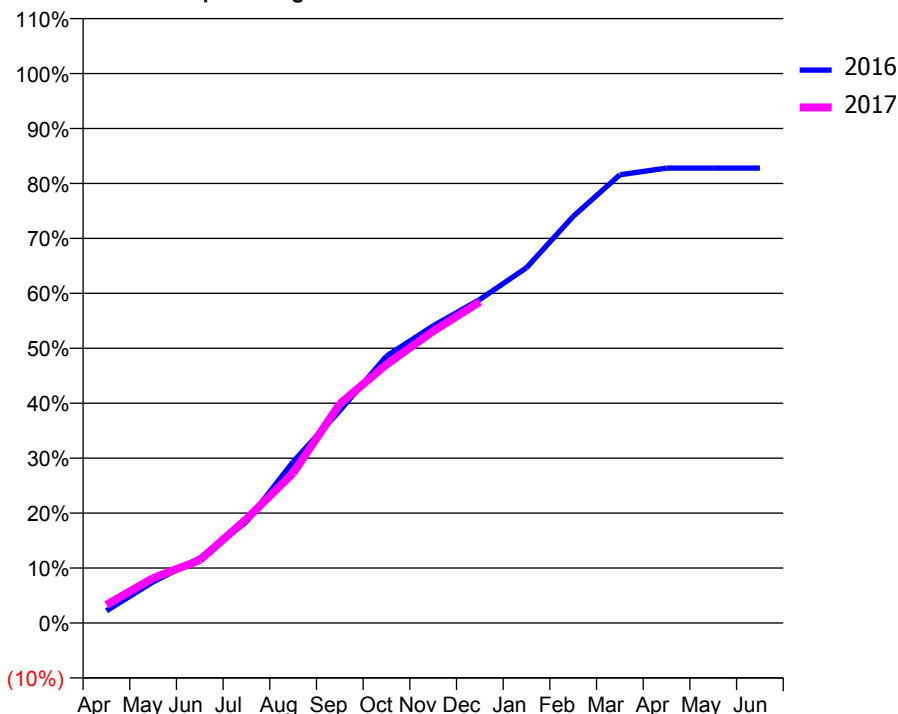
ACCESS*

Patients seen in 24 months	Total	Change since previous quarter
Quarter ending December 2015	1,599	
Quarter ending March 2016	1,592	→
Quarter ending June 2016	1,575	↓
Quarter ending September 2016	1,593	→
Quarter ending December 2016	1,544	↓
Variance since December 2015	(3.4%)	↓



ACTIVITY

Cumulative percentage of contracted UDA delivered 2016 & 2017



Month	Adjusted Scheduled Activity (UDA)	
	2016	2017
April	44	66
May	150	164
June	236	229
July	368	379
August	587	546
September	773	798
October	971	941
November	1,082	1,062
December	1,178	1,169
January	1,293	
February	1,480	
March	1,632	
April	1,656	
May	1,656	
June	1,656	

QUALITY

	Quantity	Base Number	Contract	AT	Region	England
% of FP17s for the same patient ID Re-attending within 3 months - Children	40	417	9.6%	10.2%	11.9%	12.4%
% of FP17s for the same patient ID Re-attending within 3 months - Adults	131	834	15.7%	15.0%	16.5%	16.6%
% of FP17s for the same patient ID Re-attending between 3 & 9 months - Children	219	417	52.5%	61.4%	60.2%	57.5%
% of FP17s for the same patient ID Re-attending between 3 & 9 months - Adults	465	834	55.8%	53.0%	52.0%	50.4%
% of FP17s for Band 1 Urgent Courses	25	649	3.9%	8.1%	9.5%	9.1%
% of FP17s Relating to Free Repair or Replacements	7	649	1.1%	0.9%	0.7%	0.8%
% of FP17s Relating to Continuations	4	649	0.6%	1.5%	1.2%	1.3%
% of Patients satisfied with the dentistry they have received	4	4	N/A	94.0%	92.9%	92.7%
% of Patients satisfied with the time they had to wait for an appointment	4	4	N/A	89.4%	88.8%	88.8%

* This is based on patients treated on this contract for their most recent course of treatment. Figures in italics indicate the base number of FP17s or Patient Questionnaire responses are less than 100. N/A is shown where the base number of responses is less than 10 during the period. % is calculated as Quantity/Base number*100

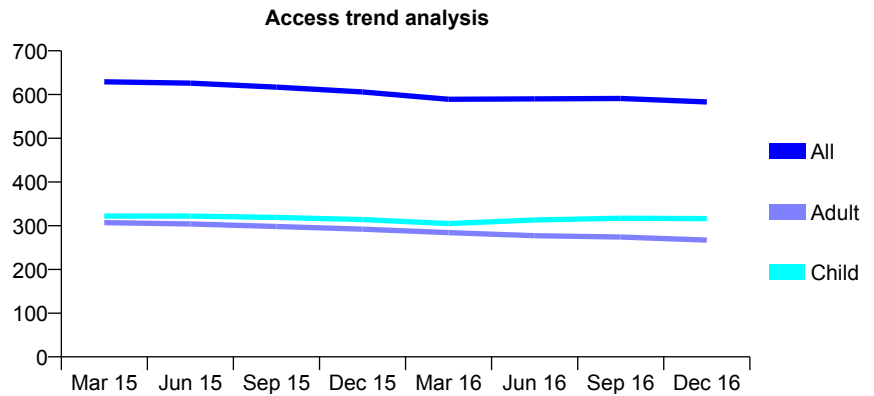
Q65 - Vital Signs At a Glance Contract Report for 643777/0001 - December 2016

Name or company name	MR SD WATKINS
Contract type name	GDS Contract
Purpose of contract	General
Contract start date	01/04/2006
Contract end date	

16/17 Contracted general activity (UDA)	1,750
Carry forward general activity (UDA)	0
16/17 Contracted orthodontic activity (UOA)	0
Carry forward orthodontic activity (UOA)	0
Baseline contract value	£38,274.96

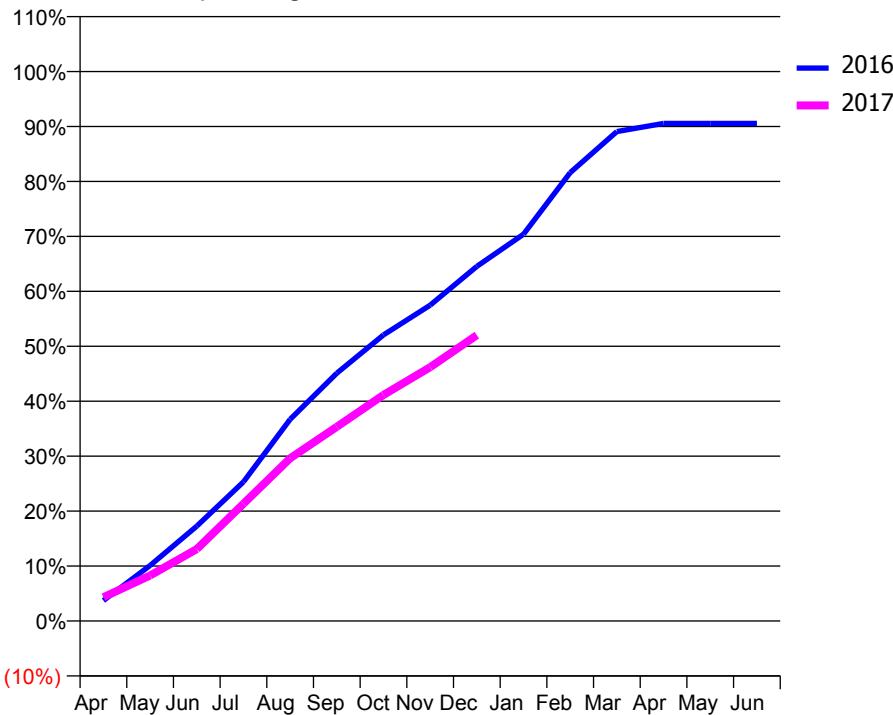
ACCESS*

Patients seen in 24 months	Total	Change since previous quarter
Quarter ending December 2015	606	
Quarter ending March 2016	589	↓
Quarter ending June 2016	590	→
Quarter ending September 2016	591	→
Quarter ending December 2016	583	↓
Variance since December 2015	(3.8%)	↓



ACTIVITY

Cumulative percentage of contracted UDA delivered 2016 & 2017



Month	Adjusted Scheduled Activity (UDA)	
	2016	2017
April	65	76
May	177	145
June	302	229
July	443	373
August	642	518
September	789	619
October	911	720
November	1,006	808
December	1,129	910
January	1,232	
February	1,428	
March	1,559	
April	1,585	
May	1,585	
June	1,585	

QUALITY

	Quantity	Base Number	Contract	AT	Region	England
% of FP17s for the same patient ID Re-attending within 3 months - Children	28	431	6.5%	10.2%	11.9%	12.4%
% of FP17s for the same patient ID Re-attending within 3 months - Adults	24	246	9.8%	15.0%	16.5%	16.6%
% of FP17s for the same patient ID Re-attending between 3 & 9 months - Children	338	431	78.4%	61.4%	60.2%	57.5%
% of FP17s for the same patient ID Re-attending between 3 & 9 months - Adults	178	246	72.4%	53.0%	52.0%	50.4%
% of FP17s for Band 1 Urgent Courses	7	656	1.1%	8.1%	9.5%	9.1%
% of FP17s Relating to Free Repair or Replacements	0	656	0.0%	0.9%	0.7%	0.8%
% of FP17s Relating to Continuations	1	656	0.2%	1.5%	1.2%	1.3%
% of Patients satisfied with the dentistry they have received	1	1	N/A	94.0%	92.9%	92.7%
% of Patients satisfied with the time they had to wait for an appointment	1	1	N/A	89.4%	88.8%	88.8%

* This is based on patients treated on this contract for their most recent course of treatment. Figures in italics indicate the base number of FP17s or Patient Questionnaire responses are less than 100. N/A is shown where the base number of responses is less than 10 during the period. % is calculated as Quantity/Base number*100

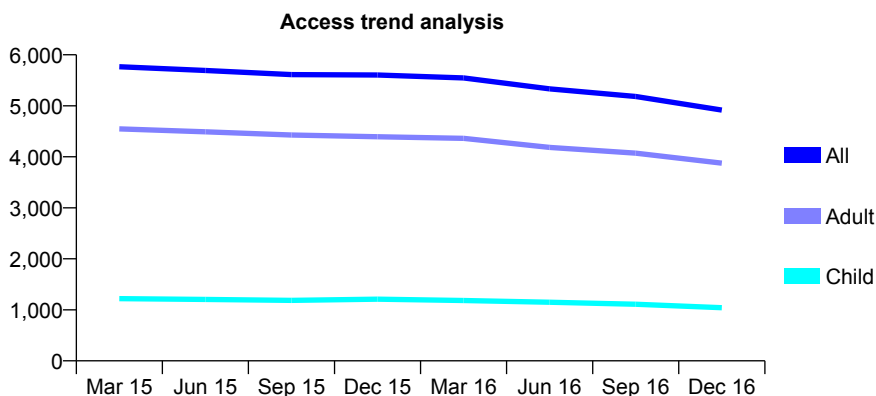
Q65 - Vital Signs At a Glance Contract Report for 644927/0001 - December 2016

Name or company name	MR MR BRICKLEY
Contract type name	GDS Contract
Purpose of contract	General
Contract start date	01/04/2006
Contract end date	

16/17 Contracted general activity (UDA)	15,500
Carry forward general activity (UDA)	0
16/17 Contracted orthodontic activity (UOA)	0
Carry forward orthodontic activity (UOA)	0
Baseline contract value	£395,708.68

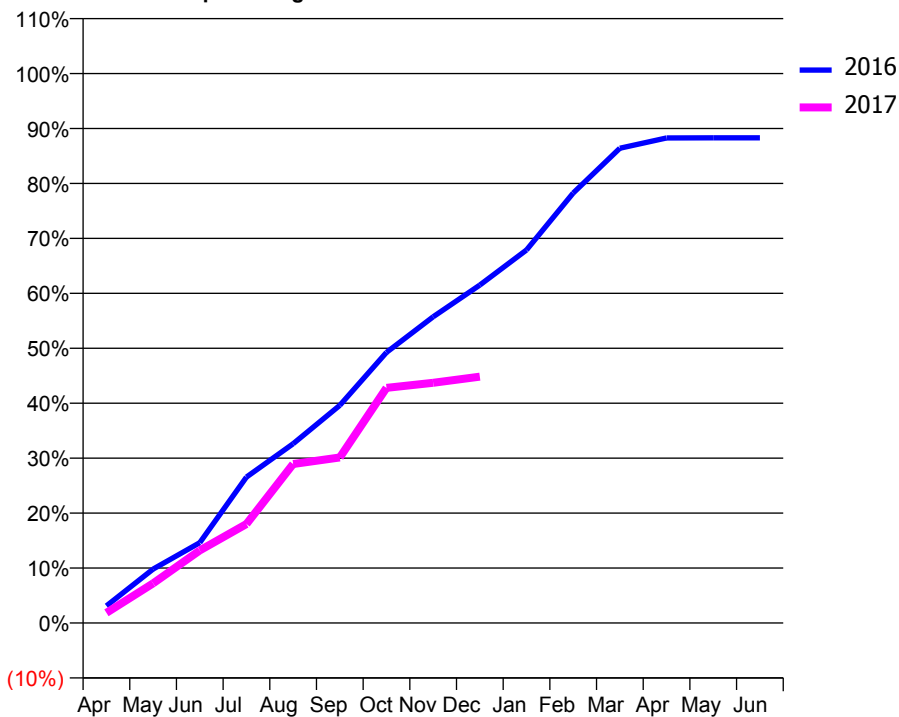
ACCESS*

Patients seen in 24 months	Total	Change since previous quarter
Quarter ending December 2015	5,603	
Quarter ending March 2016	5,547	→
Quarter ending June 2016	5,333	↓
Quarter ending September 2016	5,182	↓
Quarter ending December 2016	4,917	↓
Variance since December 2015	(12.2%)	↓



ACTIVITY

Cumulative percentage of contracted UDA delivered 2016 & 2017



Month	Adjusted Scheduled Activity (UDA)	
	2016	2017
April	483	287
May	1,520	1,120
June	2,267	2,046
July	4,116	2,793
August	5,056	4,484
September	6,142	4,669
October	7,635	6,632
November	8,638	6,776
December	9,533	6,948
January	10,522	
February	12,127	
March	13,392	
April	13,684	
May	13,685	
June	13,687	

QUALITY

	Quantity	Base Number	Contract	AT	Region	England
% of FP17s for the same patient ID Re-attending within 3 months - Children	45	736	6.1%	10.2%	11.9%	12.4%
% of FP17s for the same patient ID Re-attending within 3 months - Adults	414	2,744	15.1%	15.0%	16.5%	16.6%
% of FP17s for the same patient ID Re-attending between 3 & 9 months - Children	381	736	51.8%	61.4%	60.2%	57.5%
% of FP17s for the same patient ID Re-attending between 3 & 9 months - Adults	1,236	2,744	45.0%	53.0%	52.0%	50.4%
% of FP17s for Band 1 Urgent Courses	354	3,276	10.8%	8.1%	9.5%	9.1%
% of FP17s Relating to Free Repair or Replacements	26	3,276	0.8%	0.9%	0.7%	0.8%
% of FP17s Relating to Continuations	79	3,276	2.4%	1.5%	1.2%	1.3%
% of Patients satisfied with the dentistry they have received	1	1	N/A	94.0%	92.9%	92.7%
% of Patients satisfied with the time they had to wait for an appointment	1	1	N/A	89.4%	88.8%	88.8%

* This is based on patients treated on this contract for their most recent course of treatment. Figures in italics indicate the base number of FP17s or Patient Questionnaire responses are less than 100. N/A is shown where the base number of responses is less than 10 during the period. % is calculated as Quantity/Base number*100

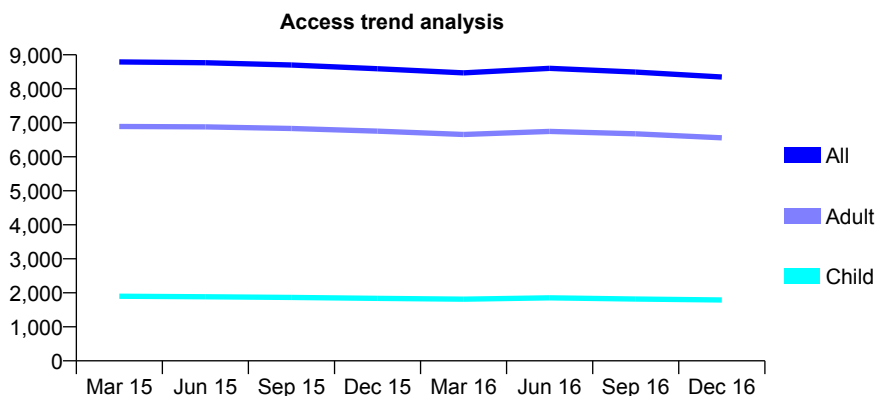
Q65 - Vital Signs At a Glance Contract Report for 644927/0002 - December 2016

Name or company name	MR MR BRICKLEY
Contract type name	GDS Contract
Purpose of contract	General
Contract start date	01/04/2006
Contract end date	

16/17 Contracted general activity (UDA)	23,942
Carry forward general activity (UDA)	0
16/17 Contracted orthodontic activity (UOA)	0
Carry forward orthodontic activity (UOA)	0
Baseline contract value	£612,085.52

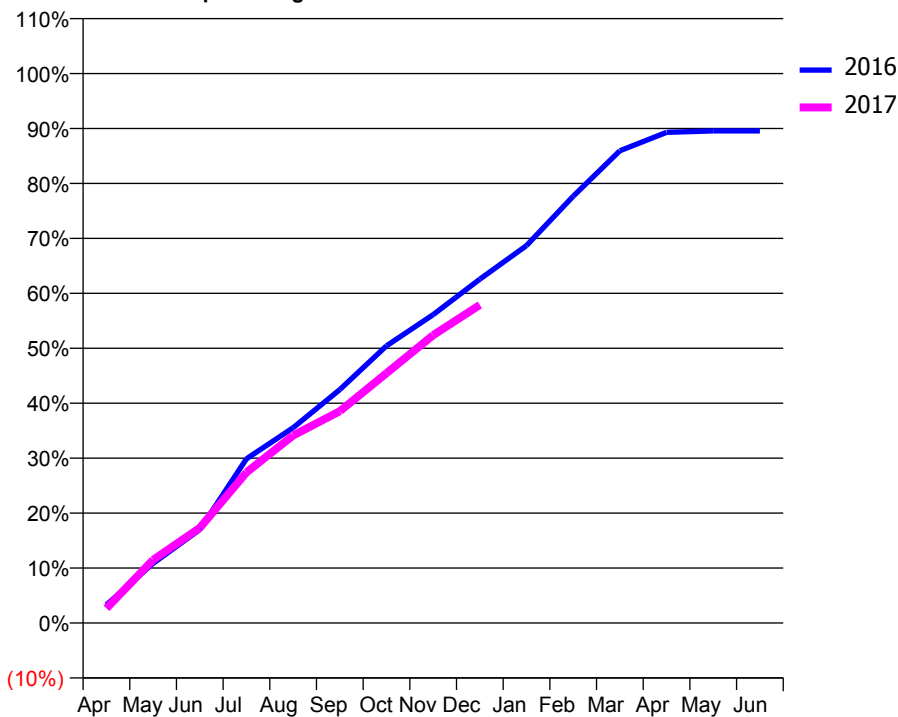
ACCESS*

Patients seen in 24 months	Total	Change since previous quarter
Quarter ending December 2015	8,592	
Quarter ending March 2016	8,469	↓
Quarter ending June 2016	8,603	→
Quarter ending September 2016	8,494	↓
Quarter ending December 2016	8,349	↓
Variance since December 2015	(2.8%)	↓



ACTIVITY

Cumulative percentage of contracted UDA delivered 2016 & 2017



Month	Adjusted Scheduled Activity (UDA)	
	2016	2017
April	793	642
May	2,599	2,748
June	4,073	4,147
July	7,156	6,560
August	8,507	8,173
September	10,169	9,228
October	12,077	10,888
November	13,433	12,539
December	14,982	13,860
January	16,444	
February	18,595	
March	20,574	
April	21,377	
May	21,440	
June	21,440	

QUALITY

	Quantity	Base Number	Contract	AT	Region	England
% of FP17s for the same patient ID Re-attending within 3 months - Children	97	1,751	5.5%	10.2%	11.9%	12.4%
% of FP17s for the same patient ID Re-attending within 3 months - Adults	1,258	6,222	20.2%	15.0%	16.5%	16.6%
% of FP17s for the same patient ID Re-attending between 3 & 9 months - Children	1,002	1,751	57.2%	61.4%	60.2%	57.5%
% of FP17s for the same patient ID Re-attending between 3 & 9 months - Adults	2,467	6,222	39.6%	53.0%	52.0%	50.4%
% of FP17s for Band 1 Urgent Courses	1,152	7,491	15.4%	8.1%	9.5%	9.1%
% of FP17s Relating to Free Repair or Replacements	54	7,491	0.7%	0.9%	0.7%	0.8%
% of FP17s Relating to Continuations	126	7,491	1.7%	1.5%	1.2%	1.3%
% of Patients satisfied with the dentistry they have received	21	21	100.0%	94.0%	92.9%	92.7%
% of Patients satisfied with the time they had to wait for an appointment	21	21	100.0%	89.4%	88.8%	88.8%

* This is based on patients treated on this contract for their most recent course of treatment. Figures in italics indicate the base number of FP17s or Patient Questionnaire responses are less than 100. N/A is shown where the base number of responses is less than 10 during the period. % is calculated as Quantity/Base number*100

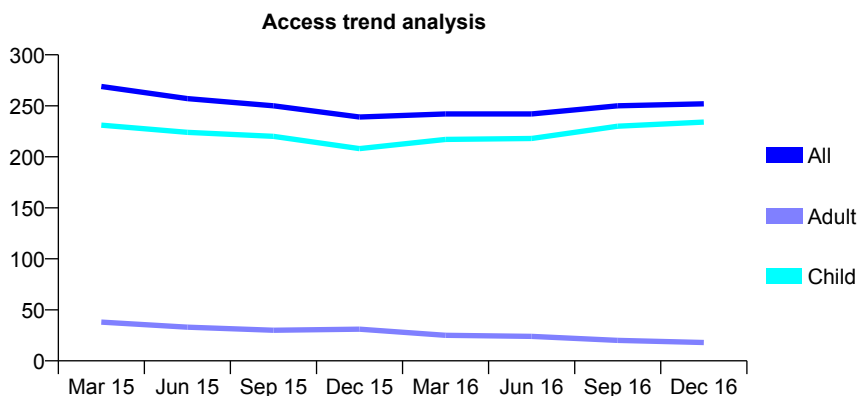
Q65 - Vital Signs At a Glance Contract Report for 67752/0001 - December 2016

Name or company name	MR AJ SHEPHERD
Contract type name	GDS Contract
Purpose of contract	General
Contract start date	01/04/2008
Contract end date	

16/17 Contracted general activity (UDA)	550
Carry forward general activity (UDA)	0
16/17 Contracted orthodontic activity (UOA)	0
Carry forward orthodontic activity (UOA)	0
Baseline contract value	£11,708.39

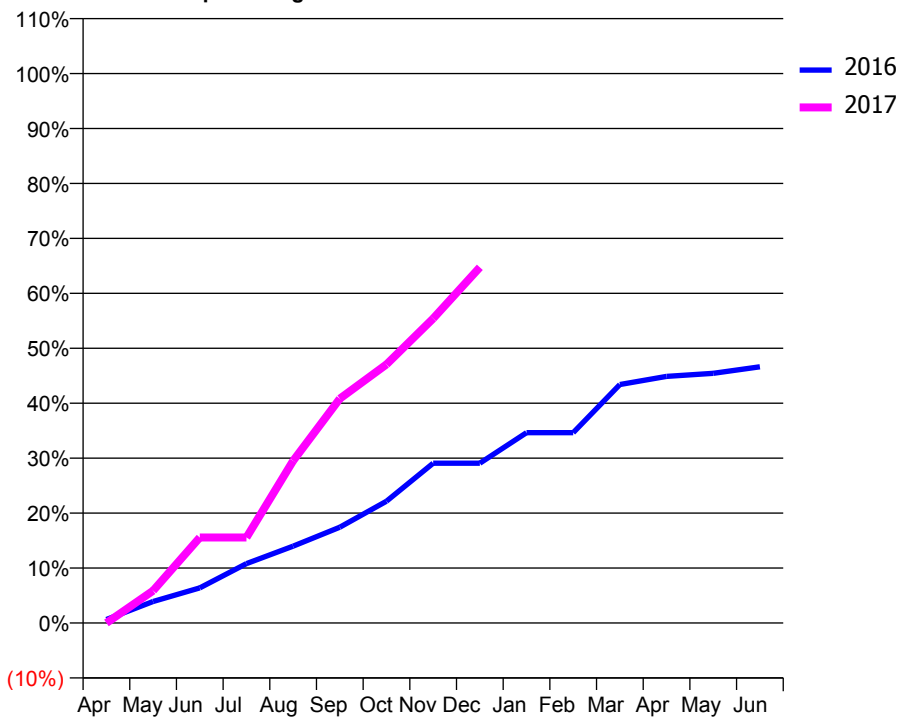
ACCESS*

Patients seen in 24 months	Total	Change since previous quarter
Quarter ending December 2015	239	
Quarter ending March 2016	242	→
Quarter ending June 2016	242	→
Quarter ending September 2016	250	↑
Quarter ending December 2016	252	→
Variance since December 2015	5.4%	↑



ACTIVITY

Cumulative percentage of contracted UDA delivered 2016 & 2017



Month	Adjusted Scheduled Activity (UDA)	
	2016	2017
April	7	0
May	43	32
June	70	86
July	119	86
August	154	162
September	192	225
October	244	259
November	320	305
December	320	356
January	381	
February	381	
March	477	
April	494	
May	500	
June	513	

QUALITY

	Quantity	Base Number	Contract	AT	Region	England
% of FP17s for the same patient ID Re-attending within 3 months - Children	28	283	9.9%	10.2%	11.9%	12.4%
% of FP17s for the same patient ID Re-attending within 3 months - Adults	0	0	N/A	15.0%	16.5%	16.6%
% of FP17s for the same patient ID Re-attending between 3 & 9 months - Children	162	283	57.2%	61.4%	60.2%	57.5%
% of FP17s for the same patient ID Re-attending between 3 & 9 months - Adults	0	0	N/A	53.0%	52.0%	50.4%
% of FP17s for Band 1 Urgent Courses	10	258	3.9%	8.1%	9.5%	9.1%
% of FP17s Relating to Free Repair or Replacements	0	258	0.0%	0.9%	0.7%	0.8%
% of FP17s Relating to Continuations	6	258	2.3%	1.5%	1.2%	1.3%
% of Patients satisfied with the dentistry they have received	0	0	N/A	94.0%	92.9%	92.7%
% of Patients satisfied with the time they had to wait for an appointment	0	0	N/A	89.4%	88.8%	88.8%

* This is based on patients treated on this contract for their most recent course of treatment. Figures in italics indicate the base number of FP17s or Patient Questionnaire responses are less than 100. N/A is shown where the base number of responses is less than 10 during the period. % is calculated as Quantity/Base number*100

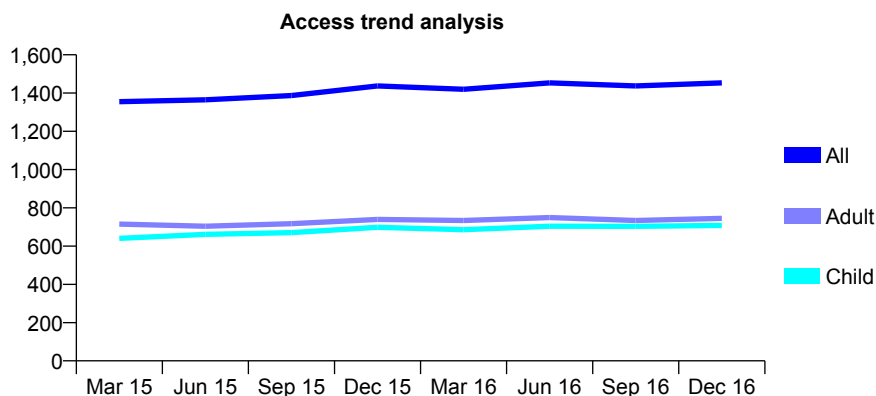
Q65 - Vital Signs At a Glance Contract Report for 678775/0002 - December 2016

Name or company name	MR MS JAMIE
Contract type name	GDS Contract
Purpose of contract	General
Contract start date	01/04/2006
Contract end date	

16/17 Contracted general activity (UDA)	5,438
Carry forward general activity (UDA)	127
16/17 Contracted orthodontic activity (UOA)	0
Carry forward orthodontic activity (UOA)	0
Baseline contract value	£107,254.41

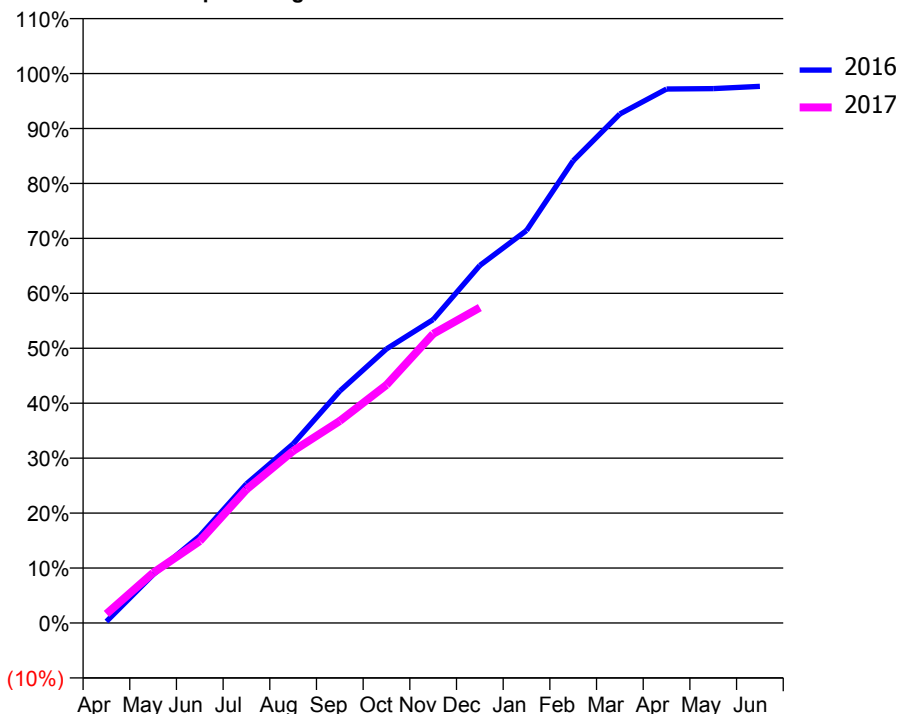
ACCESS*

Patients seen in 24 months	Total	Change since previous quarter
Quarter ending December 2015	1,437	
Quarter ending March 2016	1,420	↓
Quarter ending June 2016	1,453	↑
Quarter ending September 2016	1,437	↓
Quarter ending December 2016	1,453	→
Variance since December 2015	1.1%	→



ACTIVITY

Cumulative percentage of contracted UDA delivered 2016 & 2017



Month	Adjusted Scheduled Activity (UDA)	
	2016	2017
April	16	90
May	479	496
June	863	810
July	1,376	1,321
August	1,772	1,703
September	2,296	2,000
October	2,713	2,356
November	3,003	2,862
December	3,539	3,121
January	3,885	
February	4,575	
March	5,038	
April	5,285	
May	5,289	
June	5,311	

QUALITY

	Quantity	Base Number	Contract	AT	Region	England
% of FP17s for the same patient ID Re-attending within 3 months - Children	46	662	6.9%	10.2%	11.9%	12.4%
% of FP17s for the same patient ID Re-attending within 3 months - Adults	104	618	16.8%	15.0%	16.5%	16.6%
% of FP17s for the same patient ID Re-attending between 3 & 9 months - Children	350	662	52.9%	61.4%	60.2%	57.5%
% of FP17s for the same patient ID Re-attending between 3 & 9 months - Adults	300	618	48.5%	53.0%	52.0%	50.4%
% of FP17s for Band 1 Urgent Courses	60	1,185	5.1%	8.1%	9.5%	9.1%
% of FP17s Relating to Free Repair or Replacements	1	1,185	0.1%	0.9%	0.7%	0.8%
% of FP17s Relating to Continuations	36	1,185	3.0%	1.5%	1.2%	1.3%
% of Patients satisfied with the dentistry they have received	1	2	N/A	94.0%	92.9%	92.7%
% of Patients satisfied with the time they had to wait for an appointment	2	2	N/A	89.4%	88.8%	88.8%

* This is based on patients treated on this contract for their most recent course of treatment. Figures in italics indicate the base number of FP17s or Patient Questionnaire responses are less than 100. N/A is shown where the base number of responses is less than 10 during the period. % is calculated as Quantity/Base number*100

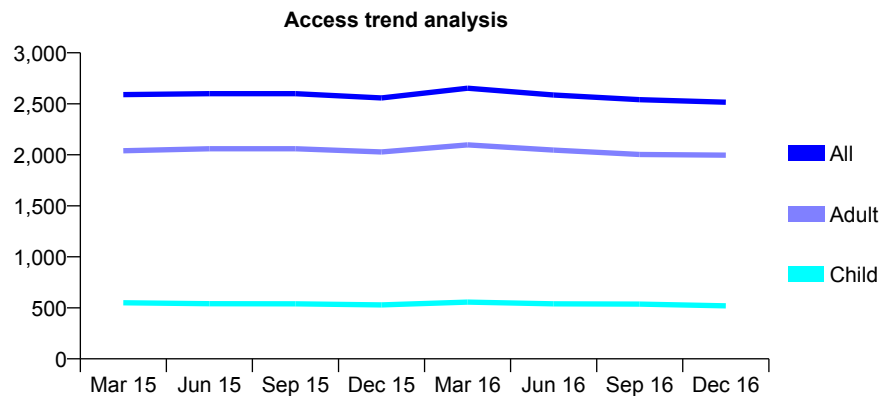
Q65 - Vital Signs At a Glance Contract Report for 679704/0001 - December 2016

Name or company name	MR N ZARGARIAN
Contract type name	GDS Contract
Purpose of contract	General
Contract start date	01/04/2006
Contract end date	

16/17 Contracted general activity (UDA)	8,819
Carry forward general activity (UDA)	0
16/17 Contracted orthodontic activity (UOA)	0
Carry forward orthodontic activity (UOA)	0
Baseline contract value	£203,399.73

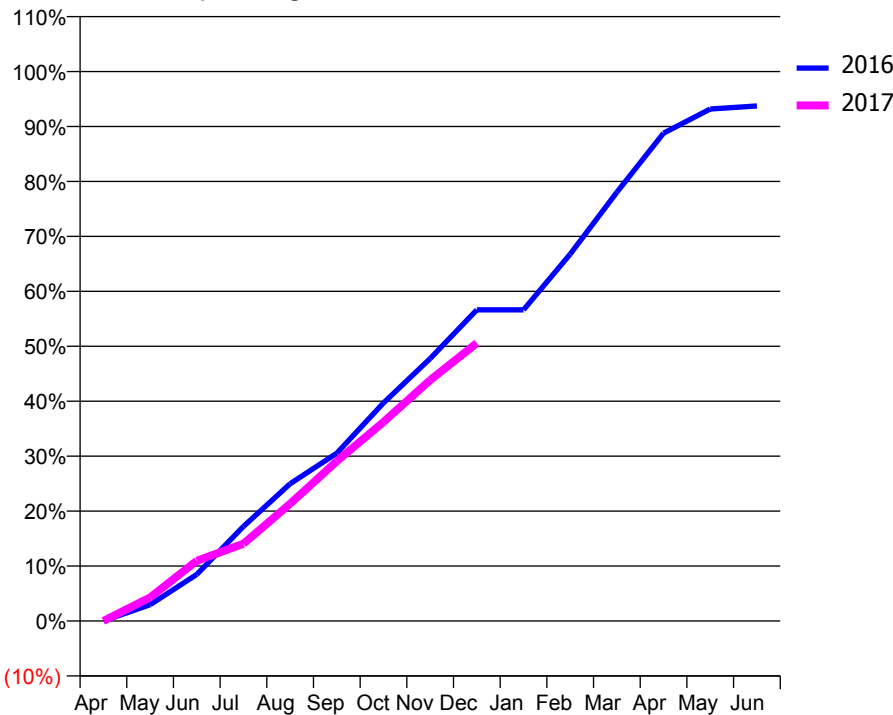
ACCESS*

Patients seen in 24 months	Total	Change since previous quarter
Quarter ending December 2015	2,557	
Quarter ending March 2016	2,653	↑
Quarter ending June 2016	2,586	↓
Quarter ending September 2016	2,540	↓
Quarter ending December 2016	2,516	→
Variance since December 2015	(1.6%)	↓



ACTIVITY

Cumulative percentage of contracted UDA delivered 2016 & 2017



Month	Adjusted Scheduled Activity (UDA)	
	2016	2017
April	0	0
May	262	378
June	748	965
July	1,519	1,241
August	2,203	1,882
September	2,693	2,564
October	3,500	3,195
November	4,212	3,866
December	4,994	4,461
January	4,994	
February	5,889	
March	6,882	
April	7,829	
May	8,218	
June	8,266	

QUALITY

	Quantity	Base Number	Contract	AT	Region	England
% of FP17s for the same patient ID Re-attending within 3 months - Children	27	556	4.9%	10.2%	11.9%	12.4%
% of FP17s for the same patient ID Re-attending within 3 months - Adults	286	2,280	12.5%	15.0%	16.5%	16.6%
% of FP17s for the same patient ID Re-attending between 3 & 9 months - Children	369	556	66.4%	61.4%	60.2%	57.5%
% of FP17s for the same patient ID Re-attending between 3 & 9 months - Adults	1,420	2,280	62.3%	53.0%	52.0%	50.4%
% of FP17s for Band 1 Urgent Courses	159	2,247	7.1%	8.1%	9.5%	9.1%
% of FP17s Relating to Free Repair or Replacements	1	2,247	0.0%	0.9%	0.7%	0.8%
% of FP17s Relating to Continuations	38	2,247	1.7%	1.5%	1.2%	1.3%
% of Patients satisfied with the dentistry they have received	4	4	N/A	94.0%	92.9%	92.7%
% of Patients satisfied with the time they had to wait for an appointment	4	4	N/A	89.4%	88.8%	88.8%

* This is based on patients treated on this contract for their most recent course of treatment. Figures in italics indicate the base number of FP17s or Patient Questionnaire responses are less than 100. N/A is shown where the base number of responses is less than 10 during the period. % is calculated as Quantity/Base number*100

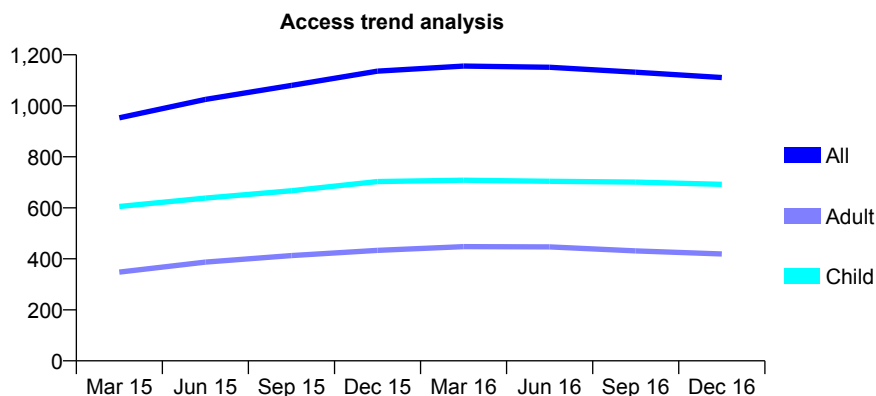
Q65 - Vital Signs At a Glance Contract Report for 682179/0001 - December 2016

Name or company name	MR T RAZAVI
Contract type name	GDS Contract
Purpose of contract	General
Contract start date	09/05/2014
Contract end date	

16/17 Contracted general activity (UDA)	3,300
Carry forward general activity (UDA)	0
16/17 Contracted orthodontic activity (UOA)	0
Carry forward orthodontic activity (UOA)	0
Baseline contract value	£71,411.55

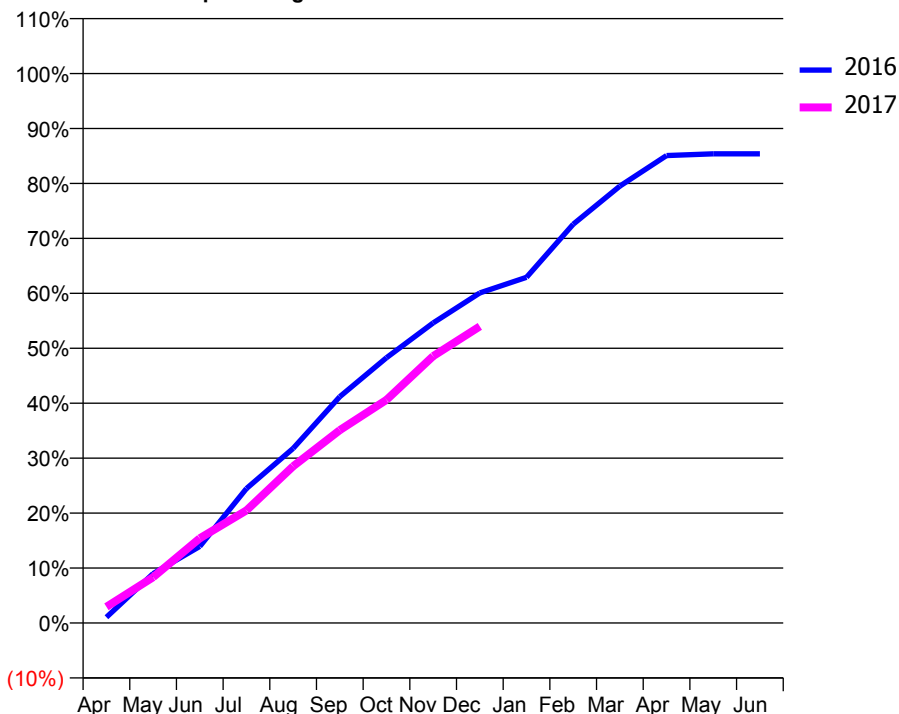
ACCESS*

Patients seen in 24 months	Total	Change since previous quarter
Quarter ending December 2015	1,136	
Quarter ending March 2016	1,156	→
Quarter ending June 2016	1,151	→
Quarter ending September 2016	1,132	↓
Quarter ending December 2016	1,111	↓
Variance since December 2015	(2.2%)	↓



ACTIVITY

Cumulative percentage of contracted UDA delivered 2016 & 2017



Month	Adjusted Scheduled Activity (UDA)	
	2016	2017
April	35	97
May	297	275
June	460	509
July	808	676
August	1,048	941
September	1,359	1,158
October	1,594	1,340
November	1,803	1,603
December	1,982	1,781
January	2,076	
February	2,395	
March	2,624	
April	2,808	
May	2,818	
June	2,818	

QUALITY

	Quantity	Base Number	Contract	AT	Region	England
% of FP17s for the same patient ID Re-attending within 3 months - Children	66	875	7.5%	10.2%	11.9%	12.4%
% of FP17s for the same patient ID Re-attending within 3 months - Adults	37	320	11.6%	15.0%	16.5%	16.6%
% of FP17s for the same patient ID Re-attending between 3 & 9 months - Children	592	875	67.7%	61.4%	60.2%	57.5%
% of FP17s for the same patient ID Re-attending between 3 & 9 months - Adults	194	320	60.6%	53.0%	52.0%	50.4%
% of FP17s for Band 1 Urgent Courses	70	1,086	6.4%	8.1%	9.5%	9.1%
% of FP17s Relating to Free Repair or Replacements	0	1,086	0.0%	0.9%	0.7%	0.8%
% of FP17s Relating to Continuations	2	1,086	0.2%	1.5%	1.2%	1.3%
% of Patients satisfied with the dentistry they have received	2	2	N/A	94.0%	92.9%	92.7%
% of Patients satisfied with the time they had to wait for an appointment	2	2	N/A	89.4%	88.8%	88.8%

* This is based on patients treated on this contract for their most recent course of treatment. Figures in italics indicate the base number of FP17s or Patient Questionnaire responses are less than 100. N/A is shown where the base number of responses is less than 10 during the period. % is calculated as Quantity/Base number*100

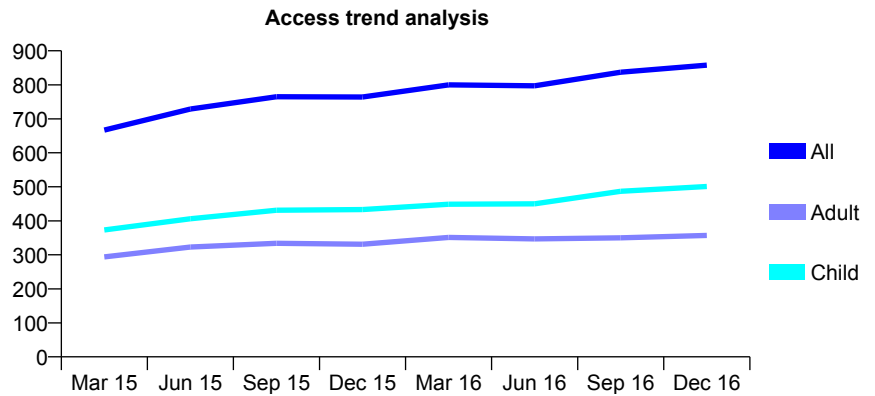
Q65 - Vital Signs At a Glance Contract Report for 715883/0001 - December 2016

Name or company name	MR CP OWEN-ROBERTS
Contract type name	GDS Contract
Purpose of contract	General
Contract start date	01/08/2013
Contract end date	

16/17 Contracted general activity (UDA)	2,709
Carry forward general activity (UDA)	-54
16/17 Contracted orthodontic activity (UOA)	0
Carry forward orthodontic activity (UOA)	0
Baseline contract value	£81,434.43

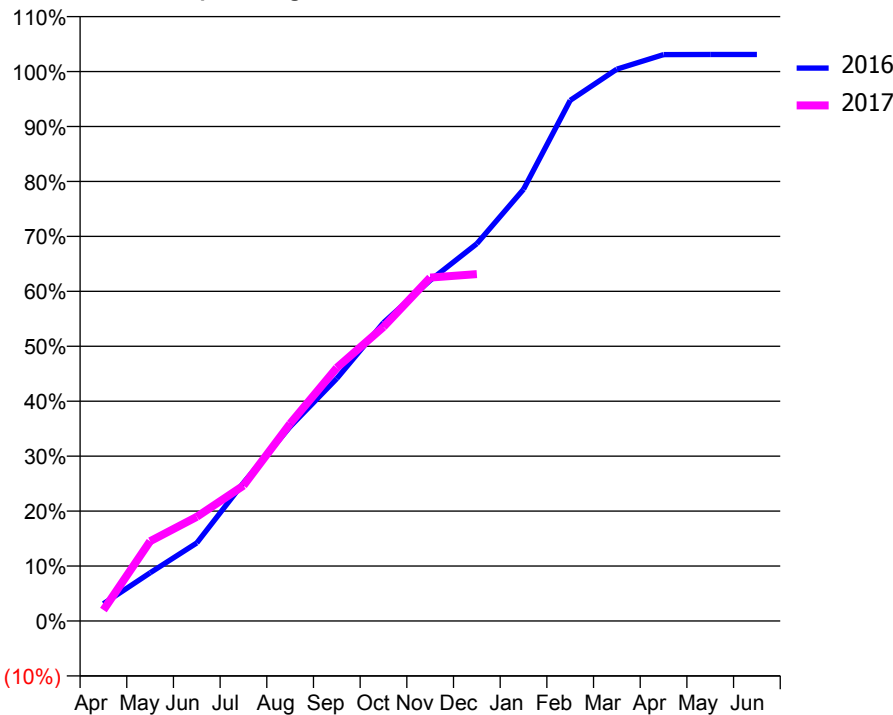
ACCESS*

Patients seen in 24 months	Total	Change since previous quarter
Quarter ending December 2015	764	
Quarter ending March 2016	800	↑
Quarter ending June 2016	797	→
Quarter ending September 2016	837	↑
Quarter ending December 2016	858	↑
Variance since December 2015	12.3%	↑



ACTIVITY

Cumulative percentage of contracted UDA delivered 2016 & 2017



Month	Adjusted Scheduled Activity (UDA)	
	2016	2017
April	85	54
May	237	394
June	385	514
July	682	668
August	958	973
September	1,195	1,249
October	1,471	1,450
November	1,680	1,693
December	1,860	1,710
January	2,129	
February	2,567	
March	2,721	
April	2,792	
May	2,793	
June	2,793	

QUALITY

	Quantity	Base Number	Contract	AT	Region	England
% of FP17s for the same patient ID Re-attending within 3 months - Children	22	543	4.1%	10.2%	11.9%	12.4%
% of FP17s for the same patient ID Re-attending within 3 months - Adults	88	356	24.7%	15.0%	16.5%	16.6%
% of FP17s for the same patient ID Re-attending between 3 & 9 months - Children	332	543	61.1%	61.4%	60.2%	57.5%
% of FP17s for the same patient ID Re-attending between 3 & 9 months - Adults	163	356	45.8%	53.0%	52.0%	50.4%
% of FP17s for Band 1 Urgent Courses	31	856	3.6%	8.1%	9.5%	9.1%
% of FP17s Relating to Free Repair or Replacements	0	856	0.0%	0.9%	0.7%	0.8%
% of FP17s Relating to Continuations	1	856	0.1%	1.5%	1.2%	1.3%
% of Patients satisfied with the dentistry they have received	2	2	N/A	94.0%	92.9%	92.7%
% of Patients satisfied with the time they had to wait for an appointment	2	2	N/A	89.4%	88.8%	88.8%

* This is based on patients treated on this contract for their most recent course of treatment. Figures in italics indicate the base number of FP17s or Patient Questionnaire responses are less than 100. N/A is shown where the base number of responses is less than 10 during the period. % is calculated as Quantity/Base number*100

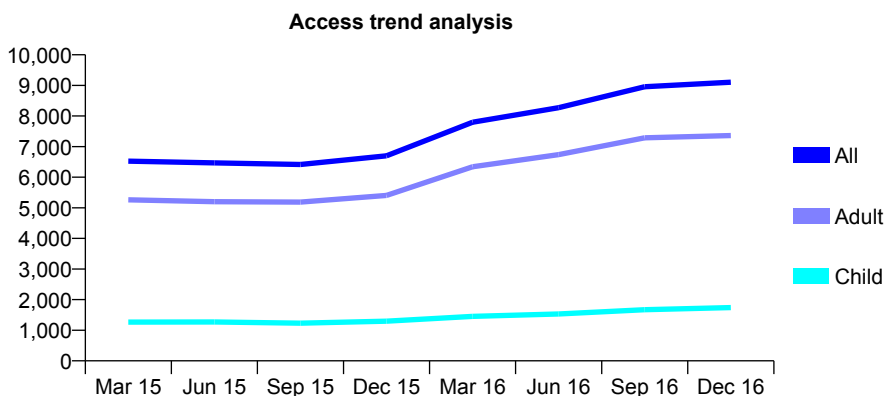
Q65 - Vital Signs At a Glance Contract Report for 760285/0001 - December 2016

Name or company name	MR PS WILTSHIRE
Contract type name	GDS Contract
Purpose of contract	General
Contract start date	01/04/2006
Contract end date	

16/17 Contracted general activity (UDA)	24,932
Carry forward general activity (UDA)	-481
16/17 Contracted orthodontic activity (UOA)	0
Carry forward orthodontic activity (UOA)	0
Baseline contract value	£514,541.52

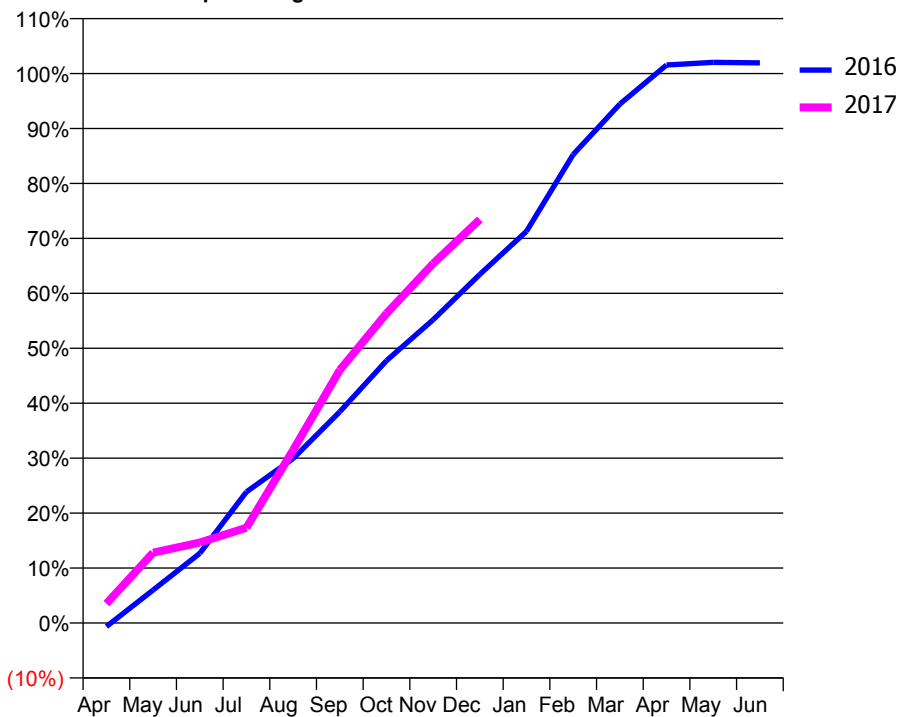
ACCESS*

Patients seen in 24 months	Total	Change since previous quarter
Quarter ending December 2015	6,699	
Quarter ending March 2016	7,797	↑
Quarter ending June 2016	8,272	↑
Quarter ending September 2016	8,958	↑
Quarter ending December 2016	9,105	→
Variance since December 2015	35.9%	↑



ACTIVITY

Cumulative percentage of contracted UDA delivered 2016 & 2017



Month	Adjusted Scheduled Activity (UDA)	
	2016	2017
April	-164	881
May	1,500	3,190
June	3,161	3,652
July	5,949	4,321
August	7,463	7,852
September	9,586	11,479
October	11,904	14,044
November	13,763	16,306
December	15,819	18,310
January	17,770	
February	21,260	
March	23,543	
April	25,320	
May	25,437	
June	25,413	

QUALITY

	Quantity	Base Number	Contract	AT	Region	England
% of FP17s for the same patient ID Re-attending within 3 months - Children	115	1,956	5.9%	10.2%	11.9%	12.4%
% of FP17s for the same patient ID Re-attending within 3 months - Adults	920	7,105	12.9%	15.0%	16.5%	16.6%
% of FP17s for the same patient ID Re-attending between 3 & 9 months - Children	1,052	1,956	53.8%	61.4%	60.2%	57.5%
% of FP17s for the same patient ID Re-attending between 3 & 9 months - Adults	3,552	7,105	50.0%	53.0%	52.0%	50.4%
% of FP17s for Band 1 Urgent Courses	445	8,191	5.4%	8.1%	9.5%	9.1%
% of FP17s Relating to Free Repair or Replacements	111	8,191	1.4%	0.9%	0.7%	0.8%
% of FP17s Relating to Continuations	68	8,191	0.8%	1.5%	1.2%	1.3%
% of Patients satisfied with the dentistry they have received	17	23	73.9%	94.0%	92.9%	92.7%
% of Patients satisfied with the time they had to wait for an appointment	18	23	78.3%	89.4%	88.8%	88.8%

* This is based on patients treated on this contract for their most recent course of treatment. Figures in italics indicate the base number of FP17s or Patient Questionnaire responses are less than 100. N/A is shown where the base number of responses is less than 10 during the period. % is calculated as Quantity/Base number*100

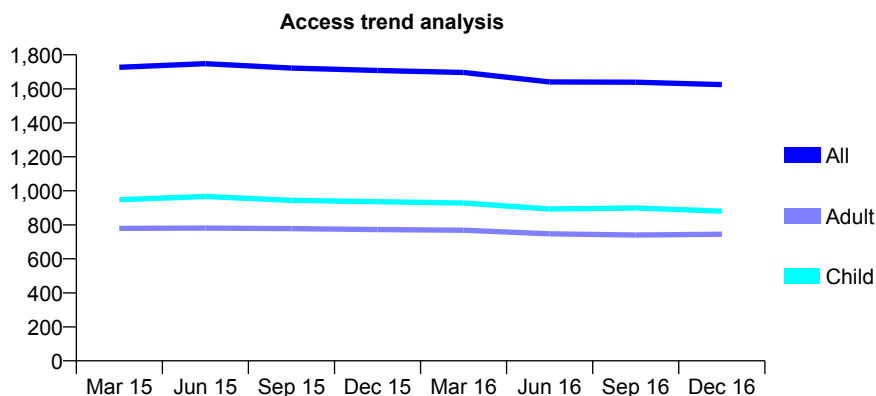
Q65 - Vital Signs At a Glance Contract Report for 762903/0001 - December 2016

Name or company name	MR CR BRANN
Contract type name	GDS Contract
Purpose of contract	General
Contract start date	01/02/2007
Contract end date	

16/17 Contracted general activity (UDA)	5,865
Carry forward general activity (UDA)	0
16/17 Contracted orthodontic activity (UOA)	0
Carry forward orthodontic activity (UOA)	0
Baseline contract value	£130,362.30

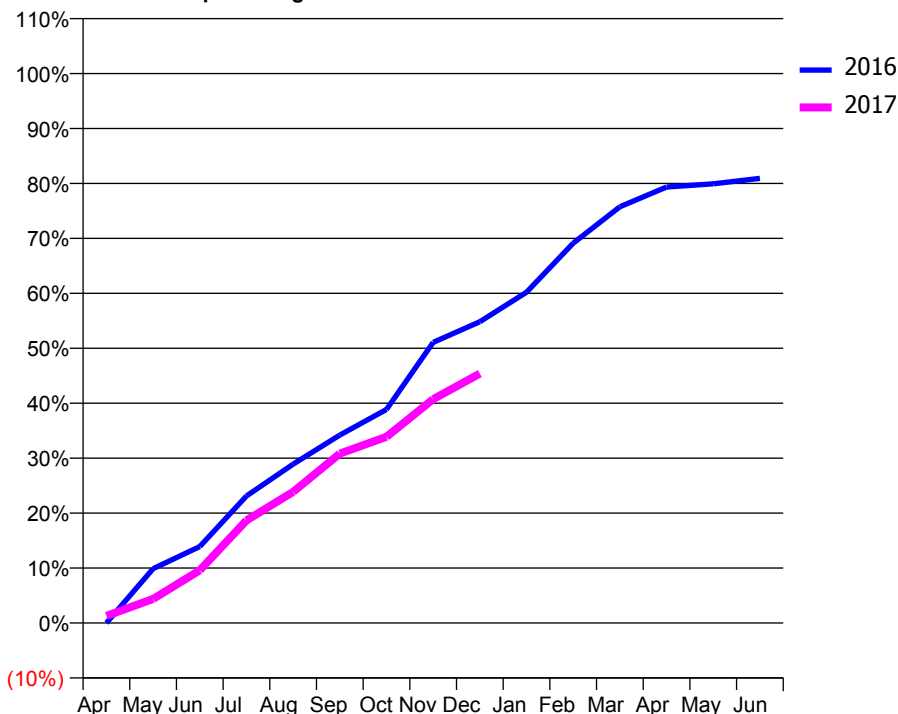
ACCESS*

Patients seen in 24 months	Total	Change since previous quarter
Quarter ending December 2015	1,708	
Quarter ending March 2016	1,696	→
Quarter ending June 2016	1,640	↓
Quarter ending September 2016	1,639	→
Quarter ending December 2016	1,625	→
Variance since December 2015	(4.9%)	↓



ACTIVITY

Cumulative percentage of contracted UDA delivered 2016 & 2017



Month	Adjusted Scheduled Activity (UDA)	
	2016	2017
April	0	76
May	581	257
June	817	563
July	1,355	1,095
August	1,695	1,399
September	2,005	1,808
October	2,279	1,988
November	2,995	2,388
December	3,215	2,662
January	3,531	
February	4,055	
March	4,443	
April	4,653	
May	4,688	
June	4,745	

QUALITY

	Quantity	Base Number	Contract	AT	Region	England
% of FP17s for the same patient ID Re-attending within 3 months - Children	88	1,170	7.5%	10.2%	11.9%	12.4%
% of FP17s for the same patient ID Re-attending within 3 months - Adults	108	657	16.4%	15.0%	16.5%	16.6%
% of FP17s for the same patient ID Re-attending between 3 & 9 months - Children	852	1,170	72.8%	61.4%	60.2%	57.5%
% of FP17s for the same patient ID Re-attending between 3 & 9 months - Adults	385	657	58.6%	53.0%	52.0%	50.4%
% of FP17s for Band 1 Urgent Courses	97	1,676	5.8%	8.1%	9.5%	9.1%
% of FP17s Relating to Free Repair or Replacements	10	1,676	0.6%	0.9%	0.7%	0.8%
% of FP17s Relating to Continuations	12	1,676	0.7%	1.5%	1.2%	1.3%
% of Patients satisfied with the dentistry they have received	3	3	N/A	94.0%	92.9%	92.7%
% of Patients satisfied with the time they had to wait for an appointment	2	3	N/A	89.4%	88.8%	88.8%

* This is based on patients treated on this contract for their most recent course of treatment. Figures in italics indicate the base number of FP17s or Patient Questionnaire responses are less than 100. N/A is shown where the base number of responses is less than 10 during the period. % is calculated as Quantity/Base number*100

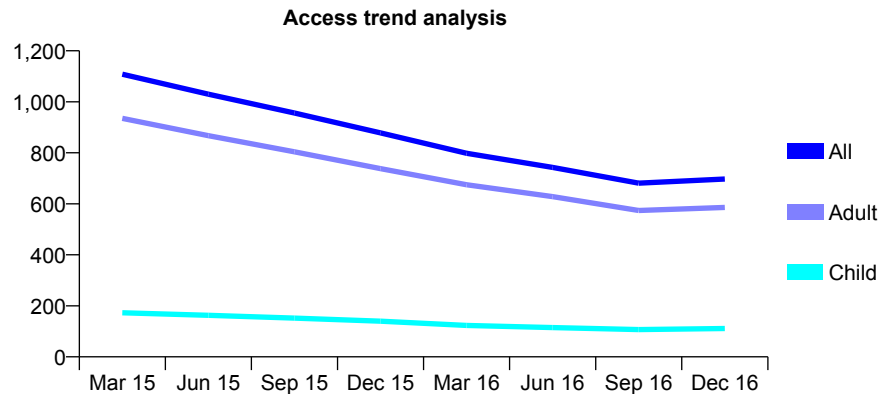
Q65 - Vital Signs At a Glance Contract Report for 765864/0001 - December 2016

Name or company name	Nordea Dental Clinic
Contract type name	GDS Contract
Purpose of contract	General
Contract start date	01/04/2006
Contract end date	

16/17 Contracted general activity (UDA)	2,498
Carry forward general activity (UDA)	0
16/17 Contracted orthodontic activity (UOA)	0
Carry forward orthodontic activity (UOA)	0
Baseline contract value	£69,416.97

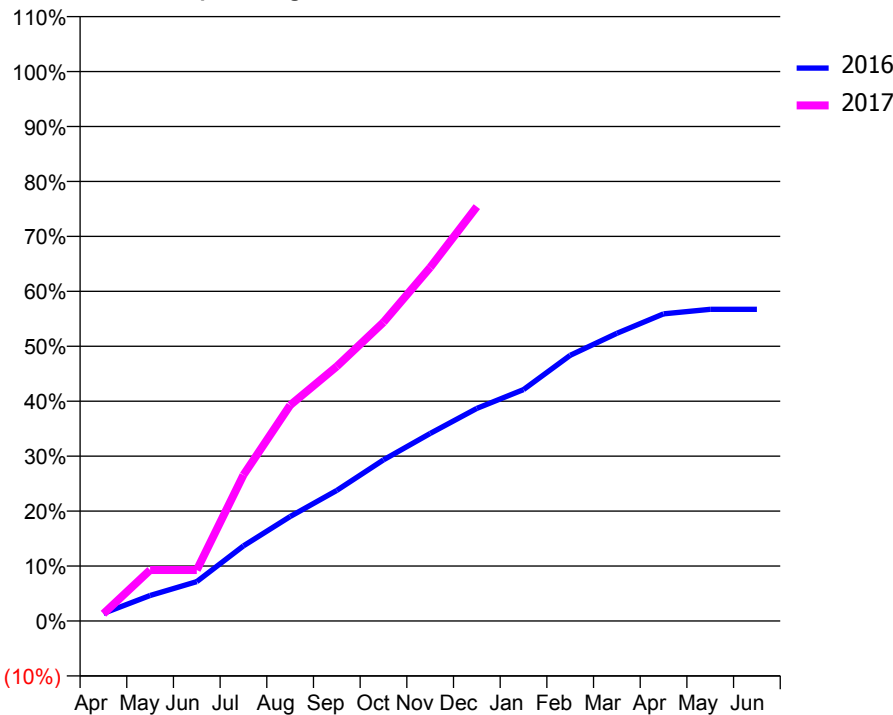
ACCESS*

Patients seen in 24 months	Total	Change since previous quarter
Quarter ending December 2015	878	
Quarter ending March 2016	798	↓
Quarter ending June 2016	743	↓
Quarter ending September 2016	681	↓
Quarter ending December 2016	697	↑
Variance since December 2015	(20.6%)	↓



ACTIVITY

Cumulative percentage of contracted UDA delivered 2016 & 2017



Month	Adjusted Scheduled Activity (UDA)	
	2016	2017
April	84	33
May	279	232
June	430	232
July	821	664
August	1,141	981
September	1,426	1,157
October	1,759	1,358
November	2,048	1,607
December	2,321	1,884
January	2,526	
February	2,900	
March	3,140	
April	3,353	
May	3,402	
June	3,402	

QUALITY

	Quantity	Base Number	Contract	AT	Region	England
% of FP17s for the same patient ID Re-attending within 3 months - Children	1	118	0.8%	10.2%	11.9%	12.4%
% of FP17s for the same patient ID Re-attending within 3 months - Adults	106	702	15.1%	15.0%	16.5%	16.6%
% of FP17s for the same patient ID Re-attending between 3 & 9 months - Children	91	118	77.1%	61.4%	60.2%	57.5%
% of FP17s for the same patient ID Re-attending between 3 & 9 months - Adults	474	702	67.5%	53.0%	52.0%	50.4%
% of FP17s for Band 1 Urgent Courses	30	754	4.0%	8.1%	9.5%	9.1%
% of FP17s Relating to Free Repair or Replacements	14	754	1.9%	0.9%	0.7%	0.8%
% of FP17s Relating to Continuations	9	754	1.2%	1.5%	1.2%	1.3%
% of Patients satisfied with the dentistry they have received	5	6	N/A	94.0%	92.9%	92.7%
% of Patients satisfied with the time they had to wait for an appointment	5	6	N/A	89.4%	88.8%	88.8%

* This is based on patients treated on this contract for their most recent course of treatment. Figures in italics indicate the base number of FP17s or Patient Questionnaire responses are less than 100. N/A is shown where the base number of responses is less than 10 during the period. % is calculated as Quantity/Base number*100

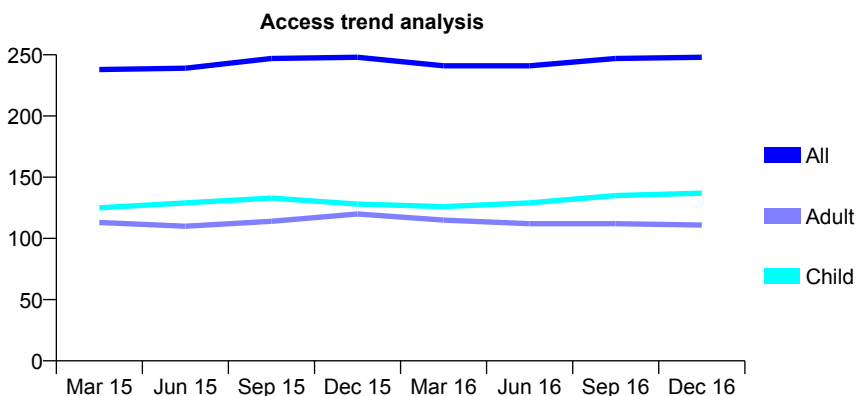
Q65 - Vital Signs At a Glance Contract Report for 770574/0001 - December 2016

Name or company name	MR MJ OVERTON-FOX
Contract type name	GDS Contract
Purpose of contract	General
Contract start date	01/04/2006
Contract end date	

16/17 Contracted general activity (UDA)	770
Carry forward general activity (UDA)	0
16/17 Contracted orthodontic activity (UOA)	0
Carry forward orthodontic activity (UOA)	0
Baseline contract value	£17,449.53

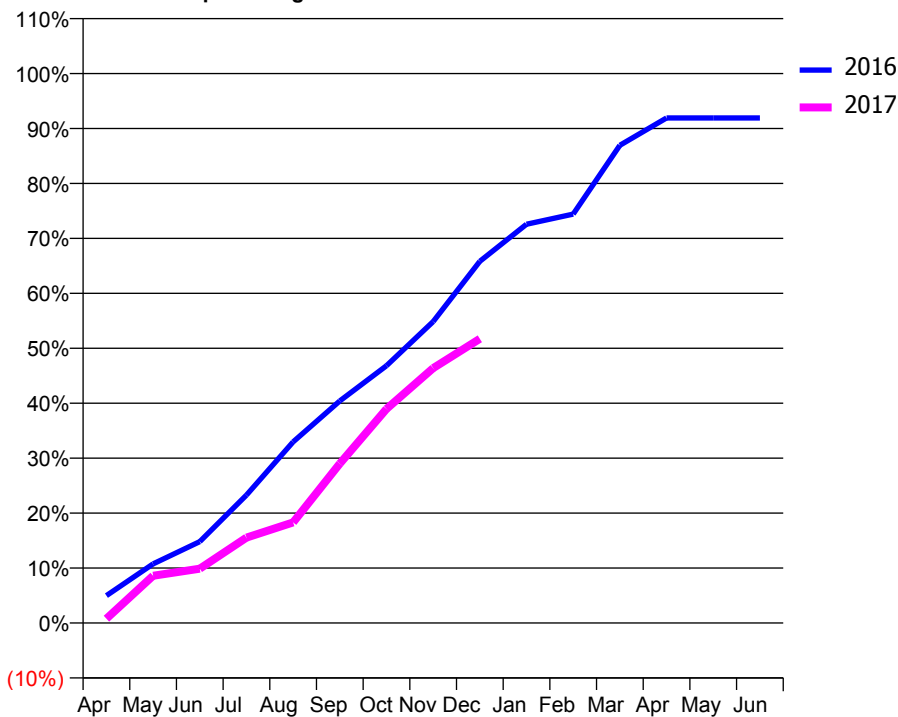
ACCESS*

Patients seen in 24 months	Total	Change since previous quarter
Quarter ending December 2015	248	
Quarter ending March 2016	241	↓
Quarter ending June 2016	241	→
Quarter ending September 2016	247	↑
Quarter ending December 2016	248	→
Variance since December 2015	0.0%	→



ACTIVITY

Cumulative percentage of contracted UDA delivered 2016 & 2017



Month	Adjusted Scheduled Activity (UDA)	
	2016	2017
April	38	6
May	83	66
June	114	76
July	179	120
August	254	141
September	311	223
October	361	300
November	422	357
December	507	398
January	559	
February	573	
March	669	
April	708	
May	708	
June	708	

QUALITY

	Quantity	Base Number	Contract	AT	Region	England
% of FP17s for the same patient ID Re-attending within 3 months - Children	7	148	4.7%	10.2%	11.9%	12.4%
% of FP17s for the same patient ID Re-attending within 3 months - Adults	10	90	11.1%	15.0%	16.5%	16.6%
% of FP17s for the same patient ID Re-attending between 3 & 9 months - Children	94	148	63.5%	61.4%	60.2%	57.5%
% of FP17s for the same patient ID Re-attending between 3 & 9 months - Adults	56	90	62.2%	53.0%	52.0%	50.4%
% of FP17s for Band 1 Urgent Courses	16	226	7.1%	8.1%	9.5%	9.1%
% of FP17s Relating to Free Repair or Replacements	0	226	0.0%	0.9%	0.7%	0.8%
% of FP17s Relating to Continuations	0	226	0.0%	1.5%	1.2%	1.3%
% of Patients satisfied with the dentistry they have received	0	0	N/A	94.0%	92.9%	92.7%
% of Patients satisfied with the time they had to wait for an appointment	0	0	N/A	89.4%	88.8%	88.8%

* This is based on patients treated on this contract for their most recent course of treatment. Figures in italics indicate the base number of FP17s or Patient Questionnaire responses are less than 100. N/A is shown where the base number of responses is less than 10 during the period. % is calculated as Quantity/Base number*100

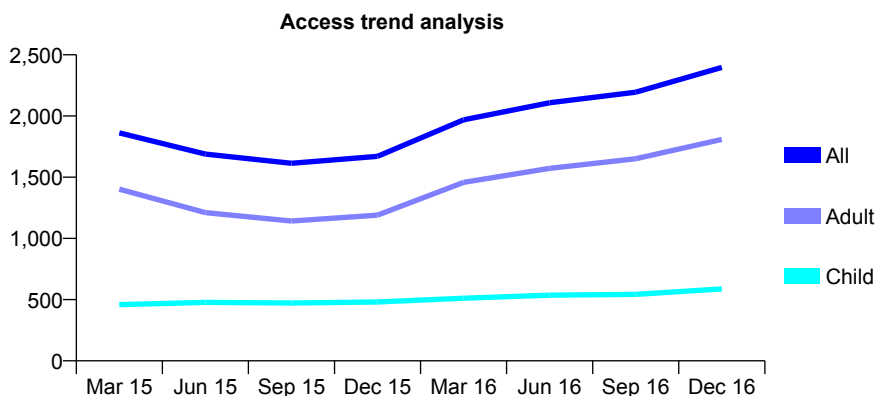
Q65 - Vital Signs At a Glance Contract Report for 787442/0001 - December 2016

Name or company name	MR J SKVARKA
Contract type name	GDS Contract
Purpose of contract	General
Contract start date	01/04/2006
Contract end date	

16/17 Contracted general activity (UDA)	5,997
Carry forward general activity (UDA)	0
16/17 Contracted orthodontic activity (UOA)	0
Carry forward orthodontic activity (UOA)	0
Baseline contract value	£141,711.58

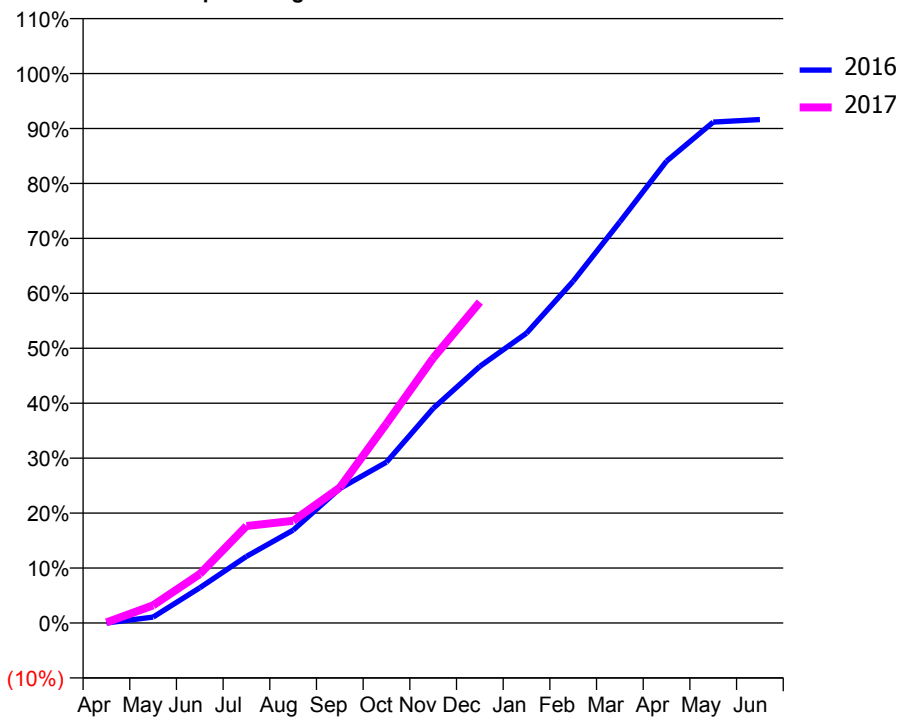
ACCESS*

Patients seen in 24 months	Total	Change since previous quarter
Quarter ending December 2015	1,671	
Quarter ending March 2016	1,969	↑
Quarter ending June 2016	2,108	↑
Quarter ending September 2016	2,194	↑
Quarter ending December 2016	2,397	↑
Variance since December 2015	43.4%	↑



ACTIVITY

Cumulative percentage of contracted UDA delivered 2016 & 2017



Month	Adjusted Scheduled Activity (UDA)	
	2016	2017
April	1	6
May	65	192
June	386	535
July	727	1,058
August	1,014	1,116
September	1,468	1,478
October	1,755	2,176
November	2,342	2,891
December	2,800	3,502
January	3,163	
February	3,730	
March	4,378	
April	5,040	
May	5,467	
June	5,495	

QUALITY

	Quantity	Base Number	Contract	AT	Region	England
% of FP17s for the same patient ID Re-attending within 3 months - Children	22	462	4.8%	10.2%	11.9%	12.4%
% of FP17s for the same patient ID Re-attending within 3 months - Adults	81	1,301	6.2%	15.0%	16.5%	16.6%
% of FP17s for the same patient ID Re-attending between 3 & 9 months - Children	153	462	33.1%	61.4%	60.2%	57.5%
% of FP17s for the same patient ID Re-attending between 3 & 9 months - Adults	352	1,301	27.1%	53.0%	52.0%	50.4%
% of FP17s for Band 1 Urgent Courses	68	1,361	5.0%	8.1%	9.5%	9.1%
% of FP17s Relating to Free Repair or Replacements	3	1,361	0.2%	0.9%	0.7%	0.8%
% of FP17s Relating to Continuations	2	1,361	0.1%	1.5%	1.2%	1.3%
% of Patients satisfied with the dentistry they have received	2	2	N/A	94.0%	92.9%	92.7%
% of Patients satisfied with the time they had to wait for an appointment	1	2	N/A	89.4%	88.8%	88.8%

* This is based on patients treated on this contract for their most recent course of treatment. Figures in italics indicate the base number of FP17s or Patient Questionnaire responses are less than 100. N/A is shown where the base number of responses is less than 10 during the period. % is calculated as Quantity/Base number*100

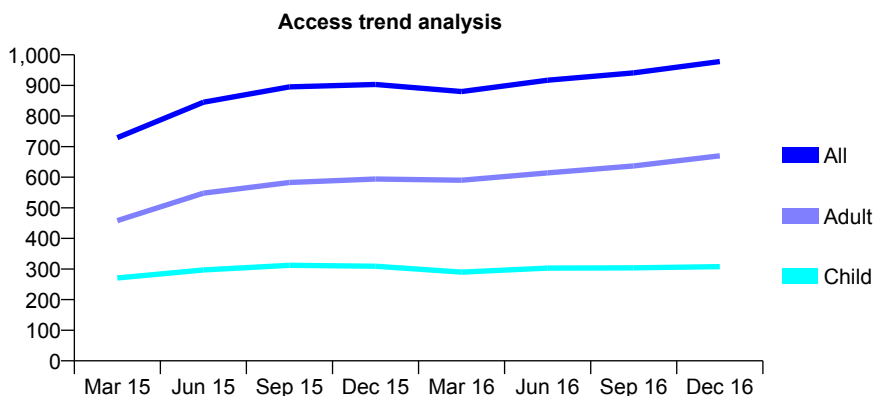
Q65 - Vital Signs At a Glance Contract Report for 804703/0001 - December 2016

Name or company name	MR LM COSTELLO
Contract type name	GDS Contract
Purpose of contract	General
Contract start date	01/04/2006
Contract end date	

16/17 Contracted general activity (UDA)	2,817
Carry forward general activity (UDA)	0
16/17 Contracted orthodontic activity (UOA)	0
Carry forward orthodontic activity (UOA)	0
Baseline contract value	£69,794.75

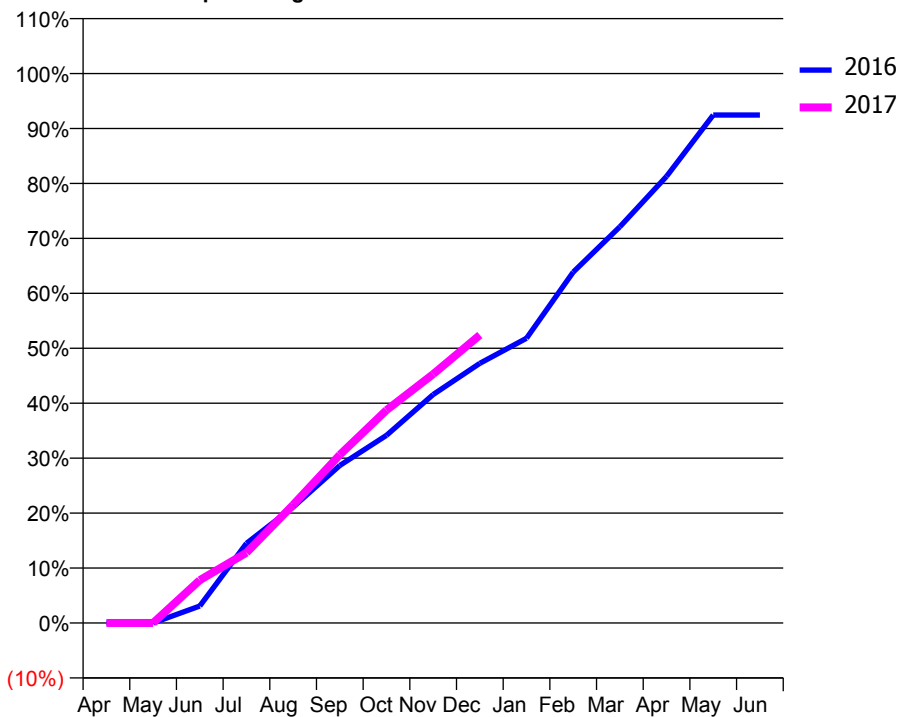
ACCESS*

Patients seen in 24 months	Total	Change since previous quarter
Quarter ending December 2015	903	
Quarter ending March 2016	880	↓
Quarter ending June 2016	917	↑
Quarter ending September 2016	941	↑
Quarter ending December 2016	978	↑
Variance since December 2015	8.3%	↑



ACTIVITY

Cumulative percentage of contracted UDA delivered 2016 & 2017



Month	Adjusted Scheduled Activity (UDA)	
	2016	2017
April	0	0
May	0	0
June	87	220
July	409	360
August	595	606
September	808	862
October	962	1,091
November	1,171	1,276
December	1,332	1,476
January	1,460	
February	1,799	
March	2,031	
April	2,290	
May	2,604	
June	2,604	

QUALITY

	Quantity	Base Number	Contract	AT	Region	England
% of FP17s for the same patient ID Re-attending within 3 months - Children	11	331	3.3%	10.2%	11.9%	12.4%
% of FP17s for the same patient ID Re-attending within 3 months - Adults	40	607	6.6%	15.0%	16.5%	16.6%
% of FP17s for the same patient ID Re-attending between 3 & 9 months - Children	197	331	59.5%	61.4%	60.2%	57.5%
% of FP17s for the same patient ID Re-attending between 3 & 9 months - Adults	296	607	48.8%	53.0%	52.0%	50.4%
% of FP17s for Band 1 Urgent Courses	40	728	5.5%	8.1%	9.5%	9.1%
% of FP17s Relating to Free Repair or Replacements	2	728	0.3%	0.9%	0.7%	0.8%
% of FP17s Relating to Continuations	0	728	0.0%	1.5%	1.2%	1.3%
% of Patients satisfied with the dentistry they have received	0	0	N/A	94.0%	92.9%	92.7%
% of Patients satisfied with the time they had to wait for an appointment	0	0	N/A	89.4%	88.8%	88.8%

* This is based on patients treated on this contract for their most recent course of treatment. Figures in italics indicate the base number of FP17s or Patient Questionnaire responses are less than 100. N/A is shown where the base number of responses is less than 10 during the period. % is calculated as Quantity/Base number*100

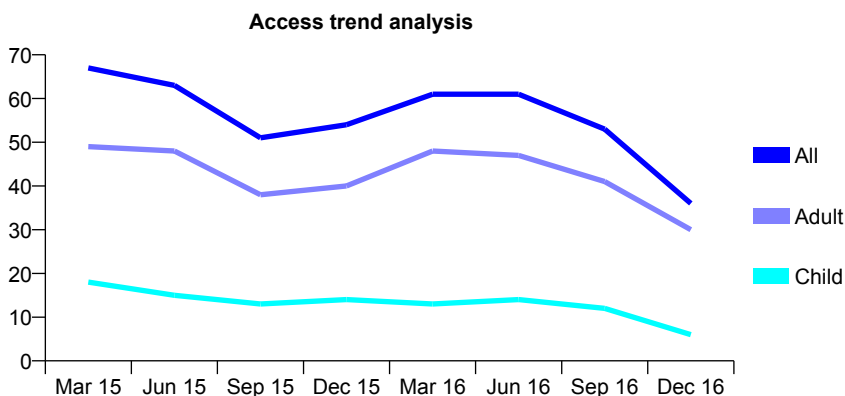
Q65 - Vital Signs At a Glance Contract Report for 806048/0001 - December 2016

Name or company name	MR W LONG
Contract type name	GDS Contract
Purpose of contract	General
Contract start date	01/04/2006
Contract end date	30/04/2016

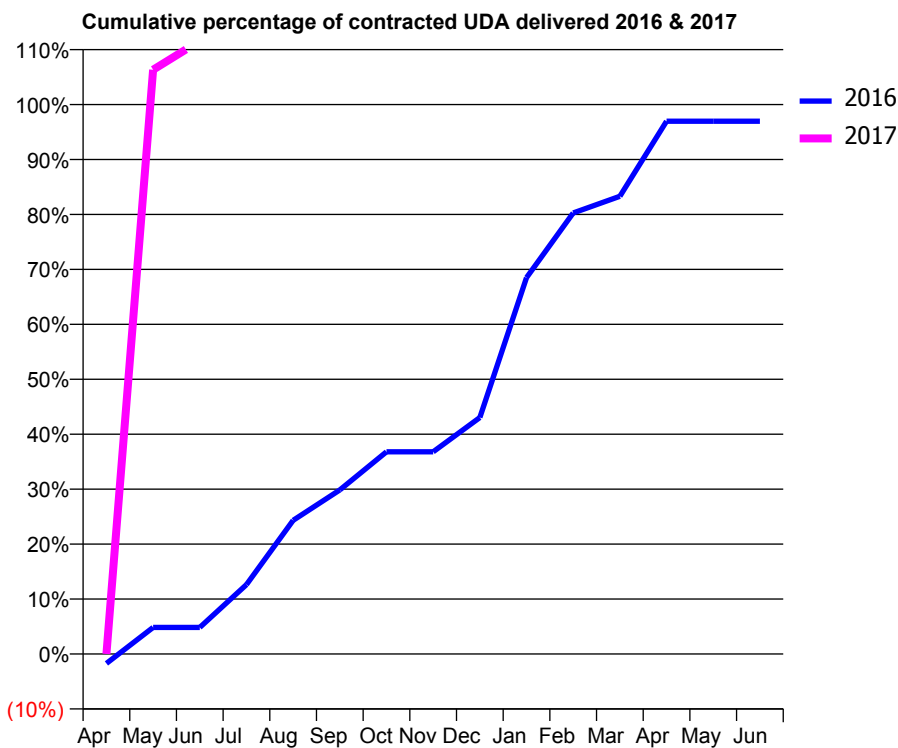
16/17 Contracted general activity (UDA)	19
Carry forward general activity (UDA)	0
16/17 Contracted orthodontic activity (UOA)	0
Carry forward orthodontic activity (UOA)	0
Baseline contract value	£484.65

ACCESS*

Patients seen in 24 months	Total	Change since previous quarter
Quarter ending December 2015	54	
Quarter ending March 2016	61	↑
Quarter ending June 2016	61	→
Quarter ending September 2016	53	↓
Quarter ending December 2016	36	↓
Variance since December 2015	(33.3%)	↓



ACTIVITY



Month	Adjusted Scheduled Activity (UDA)	
	2016	2017
April	-4	0
May	11	20
June	11	21
July	29	21
August	56	21
September	69	21
October	85	21
November	85	21
December	99	21
January	158	
February	185	
March	192	
April	224	
May	224	
June	224	

QUALITY

	Quantity	Base Number	Contract	AT	Region	England
% of FP17s for the same patient ID Re-attending within 3 months - Children	0	7	0.0%	10.2%	11.9%	12.4%
% of FP17s for the same patient ID Re-attending within 3 months - Adults	2	20	10.0%	15.0%	16.5%	16.6%
% of FP17s for the same patient ID Re-attending between 3 & 9 months - Children	2	7	28.6%	61.4%	60.2%	57.5%
% of FP17s for the same patient ID Re-attending between 3 & 9 months - Adults	6	20	30.0%	53.0%	52.0%	50.4%
% of FP17s for Band 1 Urgent Courses	1	10	10.0%	8.1%	9.5%	9.1%
% of FP17s Relating to Free Repair or Replacements	0	10	0.0%	0.9%	0.7%	0.8%
% of FP17s Relating to Continuations	0	10	0.0%	1.5%	1.2%	1.3%
% of Patients satisfied with the dentistry they have received	0	0	N/A	94.0%	92.9%	92.7%
% of Patients satisfied with the time they had to wait for an appointment	0	0	N/A	89.4%	88.8%	88.8%

* This is based on patients treated on this contract for their most recent course of treatment. Figures in italics indicate the base number of FP17s or Patient Questionnaire responses are less than 100. N/A is shown where the base number of responses is less than 10 during the period. % is calculated as Quantity/Base number*100

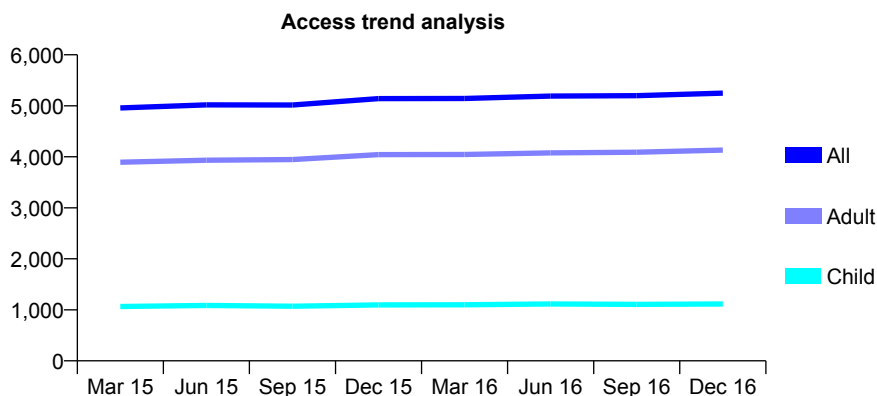
Q65 - Vital Signs At a Glance Contract Report for 807982/0001 - December 2016

Name or company name	MR MA WILCOX
Contract type name	GDS Contract
Purpose of contract	General
Contract start date	01/04/2006
Contract end date	

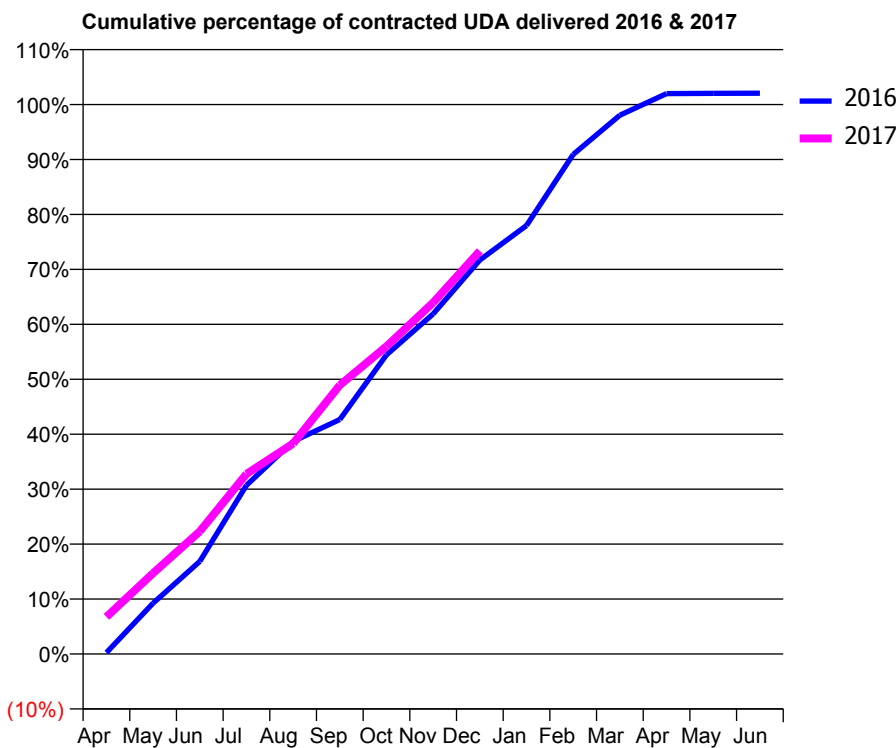
16/17 Contracted general activity (UDA)	15,918
Carry forward general activity (UDA)	-318
16/17 Contracted orthodontic activity (UOA)	0
Carry forward orthodontic activity (UOA)	0
Baseline contract value	£361,379.83

ACCESS*

Patients seen in 24 months	Total	Change since previous quarter
Quarter ending December 2015	5,141	
Quarter ending March 2016	5,145	→
Quarter ending June 2016	5,192	→
Quarter ending September 2016	5,198	→
Quarter ending December 2016	5,249	→
Variance since December 2015	2.1%	↑



ACTIVITY



Month	Adjusted Scheduled Activity (UDA)	
	2016	2017
April	41	1,077
May	1,473	2,344
June	2,685	3,552
July	4,887	5,217
August	6,159	6,097
September	6,791	7,789
October	8,665	8,913
November	9,851	10,179
December	11,413	11,677
January	12,412	
February	14,471	
March	15,608	
April	16,233	
May	16,243	
June	16,244	

QUALITY

	Quantity	Base Number	Contract	AT	Region	England
% of FP17s for the same patient ID Re-attending within 3 months - Children	73	1,083	6.7%	10.2%	11.9%	12.4%
% of FP17s for the same patient ID Re-attending within 3 months - Adults	540	4,091	13.2%	15.0%	16.5%	16.6%
% of FP17s for the same patient ID Re-attending between 3 & 9 months - Children	529	1,083	48.8%	61.4%	60.2%	57.5%
% of FP17s for the same patient ID Re-attending between 3 & 9 months - Adults	1,963	4,091	48.0%	53.0%	52.0%	50.4%
% of FP17s for Band 1 Urgent Courses	93	4,913	1.9%	8.1%	9.5%	9.1%
% of FP17s Relating to Free Repair or Replacements	101	4,913	2.1%	0.9%	0.7%	0.8%
% of FP17s Relating to Continuations	101	4,913	2.1%	1.5%	1.2%	1.3%
% of Patients satisfied with the dentistry they have received	13	14	92.9%	94.0%	92.9%	92.7%
% of Patients satisfied with the time they had to wait for an appointment	13	14	92.9%	89.4%	88.8%	88.8%

* This is based on patients treated on this contract for their most recent course of treatment. Figures in italics indicate the base number of FP17s or Patient Questionnaire responses are less than 100. N/A is shown where the base number of responses is less than 10 during the period. % is calculated as Quantity/Base number*100

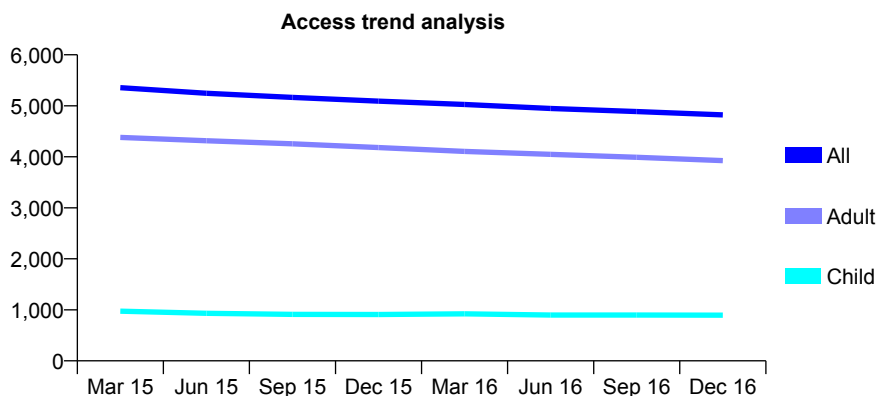
Q65 - Vital Signs At a Glance Contract Report for 813893/0001 - December 2016

Name or company name	MR P MARFFY
Contract type name	GDS Contract
Purpose of contract	General
Contract start date	01/04/2006
Contract end date	

16/17 Contracted general activity (UDA)	13,482
Carry forward general activity (UDA)	0
16/17 Contracted orthodontic activity (UOA)	0
Carry forward orthodontic activity (UOA)	0
Baseline contract value	£302,912.58

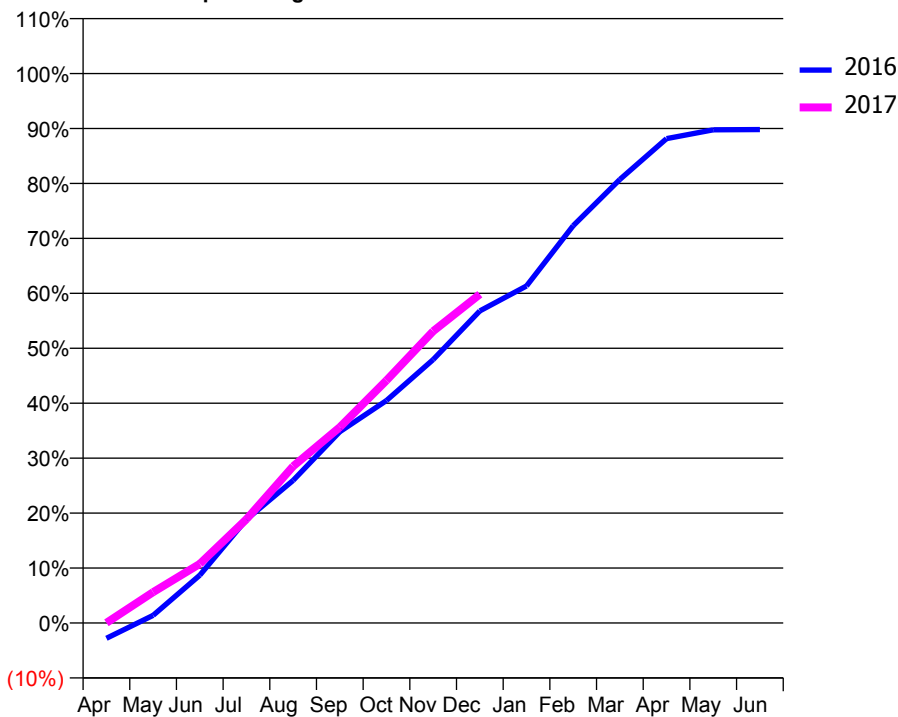
ACCESS*

Patients seen in 24 months	Total	Change since previous quarter
Quarter ending December 2015	5,091	
Quarter ending March 2016	5,027	↓
Quarter ending June 2016	4,947	↓
Quarter ending September 2016	4,888	↓
Quarter ending December 2016	4,822	↓
Variance since December 2015	(5.3%)	↓



ACTIVITY

Cumulative percentage of contracted UDA delivered 2016 & 2017



Month	Adjusted Scheduled Activity (UDA)	
	2016	2017
April	-377	4
May	187	757
June	1,174	1,452
July	2,542	2,546
August	3,501	3,845
September	4,695	4,805
October	5,458	5,954
November	6,464	7,161
December	7,656	8,067
January	8,270	
February	9,746	
March	10,882	
April	11,883	
May	12,102	
June	12,107	

QUALITY

	Quantity	Base Number	Contract	AT	Region	England
% of FP17s for the same patient ID Re-attending within 3 months - Children	59	761	7.8%	10.2%	11.9%	12.4%
% of FP17s for the same patient ID Re-attending within 3 months - Adults	739	3,544	20.9%	15.0%	16.5%	16.6%
% of FP17s for the same patient ID Re-attending between 3 & 9 months - Children	220	761	28.9%	61.4%	60.2%	57.5%
% of FP17s for the same patient ID Re-attending between 3 & 9 months - Adults	907	3,544	25.6%	53.0%	52.0%	50.4%
% of FP17s for Band 1 Urgent Courses	453	3,794	11.9%	8.1%	9.5%	9.1%
% of FP17s Relating to Free Repair or Replacements	17	3,794	0.4%	0.9%	0.7%	0.8%
% of FP17s Relating to Continuations	75	3,794	2.0%	1.5%	1.2%	1.3%
% of Patients satisfied with the dentistry they have received	16	17	94.1%	94.0%	92.9%	92.7%
% of Patients satisfied with the time they had to wait for an appointment	16	17	94.1%	89.4%	88.8%	88.8%

* This is based on patients treated on this contract for their most recent course of treatment. Figures in italics indicate the base number of FP17s or Patient Questionnaire responses are less than 100. N/A is shown where the base number of responses is less than 10 during the period. % is calculated as Quantity/Base number*100

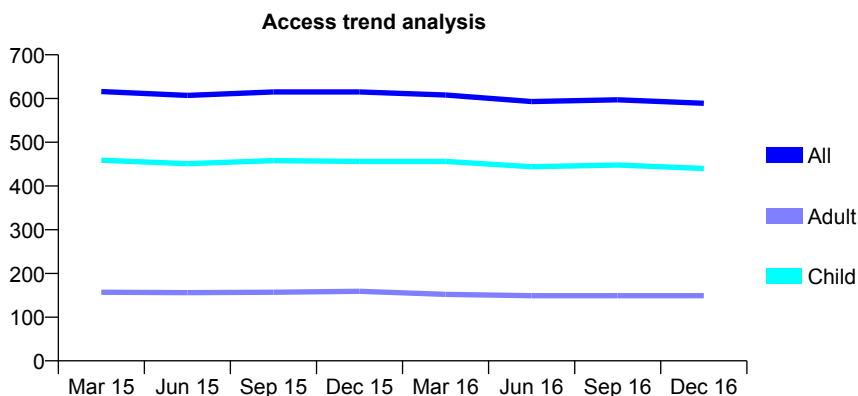
Q65 - Vital Signs At a Glance Contract Report for 825441/0001 - December 2016

Name or company name	MISS AL WHITBY
Contract type name	GDS Contract
Purpose of contract	General
Contract start date	01/04/2006
Contract end date	

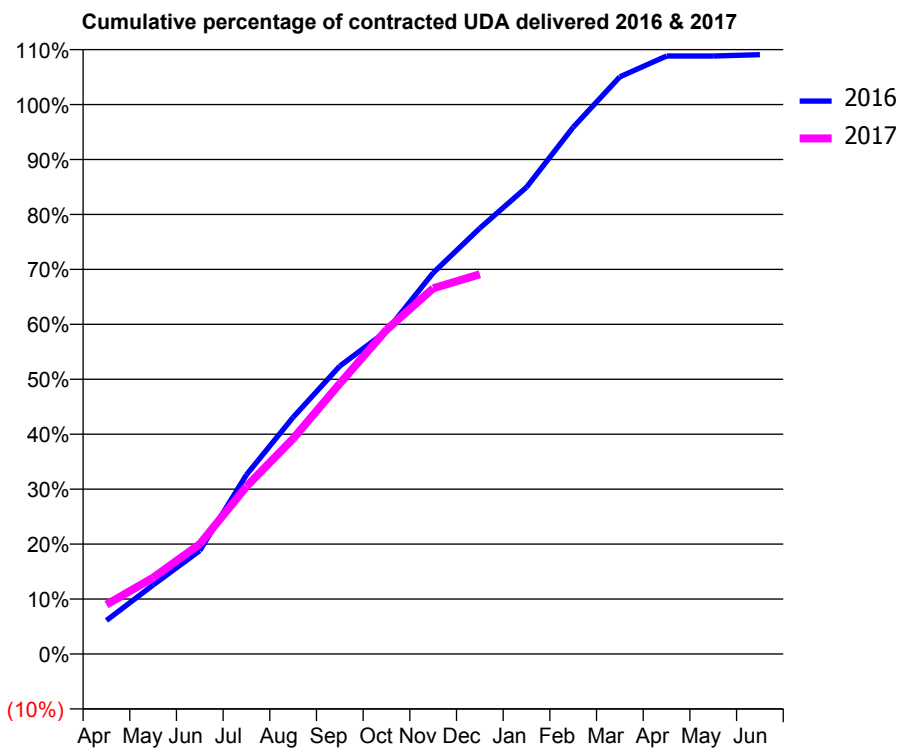
16/17 Contracted general activity (UDA)	1,300
Carry forward general activity (UDA)	-26
16/17 Contracted orthodontic activity (UOA)	0
Carry forward orthodontic activity (UOA)	0
Baseline contract value	£29,841.75

ACCESS*

Patients seen in 24 months	Total	Change since previous quarter
Quarter ending December 2015	615	
Quarter ending March 2016	608	↓
Quarter ending June 2016	593	↓
Quarter ending September 2016	597	→
Quarter ending December 2016	589	↓
Variance since December 2015	(4.2%)	↓



ACTIVITY



Month	Adjusted Scheduled Activity (UDA)	
	2016	2017
April	79	117
May	163	181
June	245	260
July	424	396
August	560	510
September	681	640
October	764	767
November	902	865
December	1,008	898
January	1,104	
February	1,246	
March	1,365	
April	1,415	
May	1,415	
June	1,418	

QUALITY

	Quantity	Base Number	Contract	AT	Region	England
% of FP17s for the same patient ID Re-attending within 3 months - Children	57	515	11.1%	10.2%	11.9%	12.4%
% of FP17s for the same patient ID Re-attending within 3 months - Adults	26	102	25.5%	15.0%	16.5%	16.6%
% of FP17s for the same patient ID Re-attending between 3 & 9 months - Children	316	515	61.4%	61.4%	60.2%	57.5%
% of FP17s for the same patient ID Re-attending between 3 & 9 months - Adults	56	102	54.9%	53.0%	52.0%	50.4%
% of FP17s for Band 1 Urgent Courses	31	580	5.3%	8.1%	9.5%	9.1%
% of FP17s Relating to Free Repair or Replacements	0	580	0.0%	0.9%	0.7%	0.8%
% of FP17s Relating to Continuations	0	580	0.0%	1.5%	1.2%	1.3%
% of Patients satisfied with the dentistry they have received	1	1	N/A	94.0%	92.9%	92.7%
% of Patients satisfied with the time they had to wait for an appointment	1	1	N/A	89.4%	88.8%	88.8%

* This is based on patients treated on this contract for their most recent course of treatment. Figures in italics indicate the base number of FP17s or Patient Questionnaire responses are less than 100. N/A is shown where the base number of responses is less than 10 during the period. % is calculated as Quantity/Base number*100

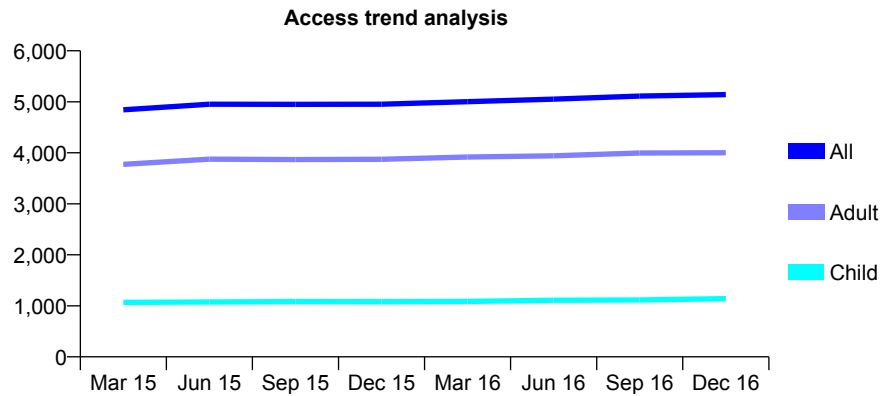
Q65 - Vital Signs At a Glance Contract Report for 836133/0001 - December 2016

Name or company name	MRS LA BARNES
Contract type name	GDS Contract
Purpose of contract	General and Orthodontic
Contract start date	01/06/2013
Contract end date	

16/17 Contracted general activity (UDA)	13,500
Carry forward general activity (UDA)	35
16/17 Contracted orthodontic activity (UOA)	500
Carry forward orthodontic activity (UOA)	0
Baseline contract value	£333,991.66

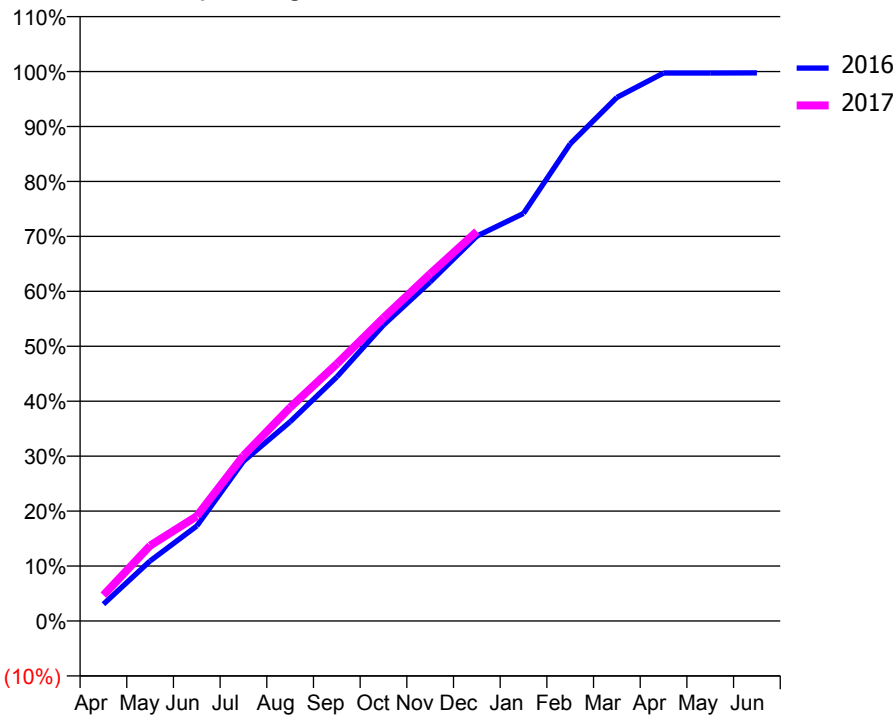
ACCESS*

Patients seen in 24 months	Total	Change since previous quarter
Quarter ending December 2015	4,952	
Quarter ending March 2016	5,003	→
Quarter ending June 2016	5,053	→
Quarter ending September 2016	5,113	→
Quarter ending December 2016	5,142	→
Variance since December 2015	3.8%	↑



ACTIVITY

Cumulative percentage of contracted UDA delivered 2016 & 2017



Month	Adjusted Scheduled Activity (UDA)	
	2016	2017
April	414	632
May	1,475	1,854
June	2,336	2,576
July	3,927	4,065
August	4,895	5,247
September	5,998	6,319
October	7,272	7,448
November	8,330	8,528
December	9,457	9,572
January	10,013	
February	11,724	
March	12,862	
April	13,464	
May	13,463	
June	13,465	

QUALITY

	Quantity	Base Number	Contract	AT	Region	England
% of FP17s for the same patient ID Re-attending within 3 months - Children	147	1,542	9.5%	10.2%	11.9%	12.4%
% of FP17s for the same patient ID Re-attending within 3 months - Adults	677	4,589	14.8%	15.0%	16.5%	16.6%
% of FP17s for the same patient ID Re-attending between 3 & 9 months - Children	1,052	1,542	68.2%	61.4%	60.2%	57.5%
% of FP17s for the same patient ID Re-attending between 3 & 9 months - Adults	2,534	4,589	55.2%	53.0%	52.0%	50.4%
% of FP17s for Band 1 Urgent Courses	381	5,747	6.6%	8.1%	9.5%	9.1%
% of FP17s Relating to Free Repair or Replacements	38	5,747	0.7%	0.9%	0.7%	0.8%
% of FP17s Relating to Continuations	33	5,747	0.6%	1.5%	1.2%	1.3%
% of Patients satisfied with the dentistry they have received	14	14	100.0%	94.0%	92.9%	92.7%
% of Patients satisfied with the time they had to wait for an appointment	14	14	100.0%	89.4%	88.8%	88.8%

* This is based on patients treated on this contract for their most recent course of treatment. Figures in italics indicate the base number of FP17s or Patient Questionnaire responses are less than 100. N/A is shown where the base number of responses is less than 10 during the period. % is calculated as Quantity/Base number*100

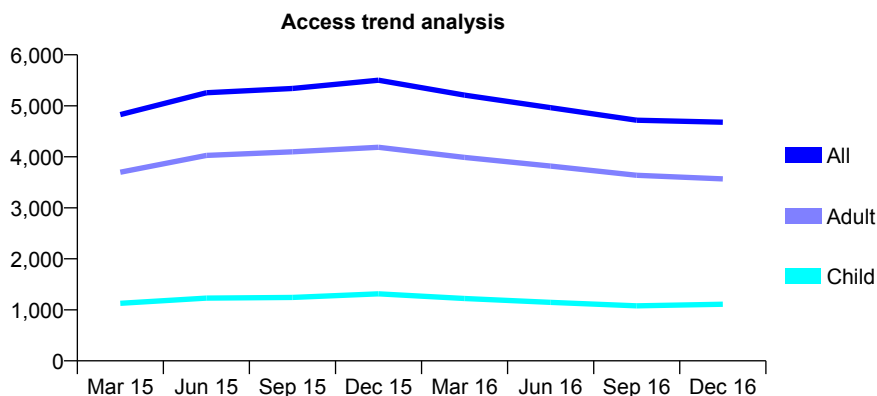
Q65 - Vital Signs At a Glance Contract Report for 840289/0002 - December 2016

Name or company name	MR AM HOUSE
Contract type name	GDS Contract
Purpose of contract	General
Contract start date	01/04/2007
Contract end date	

16/17 Contracted general activity (UDA)	12,686
Carry forward general activity (UDA)	246
16/17 Contracted orthodontic activity (UOA)	0
Carry forward orthodontic activity (UOA)	0
Baseline contract value	£263,789.31

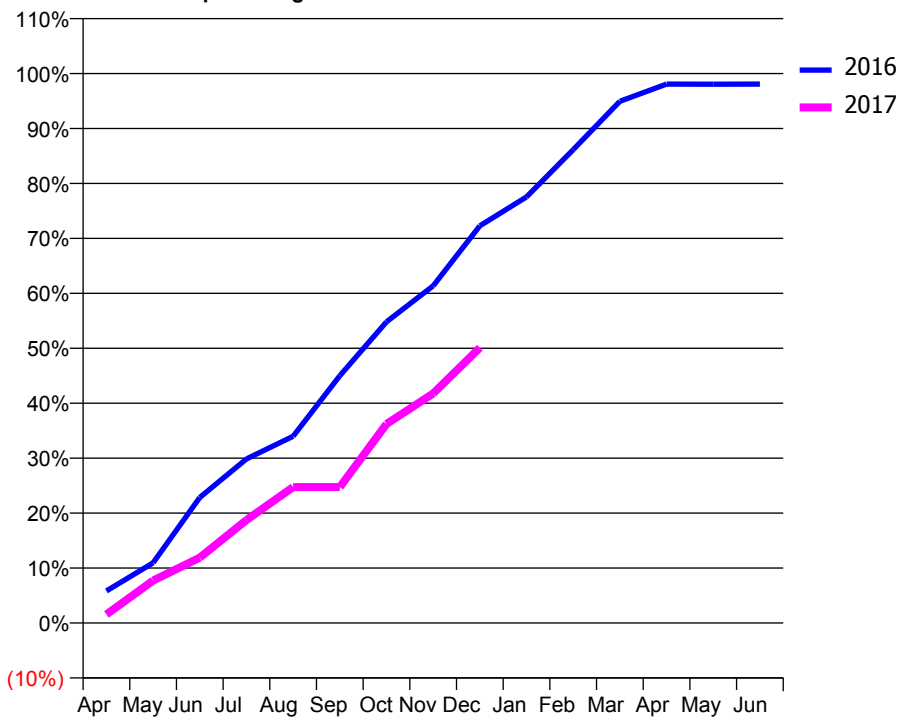
ACCESS*

Patients seen in 24 months	Total	Change since previous quarter
Quarter ending December 2015	5,503	
Quarter ending March 2016	5,210	↓
Quarter ending June 2016	4,963	↓
Quarter ending September 2016	4,717	↓
Quarter ending December 2016	4,679	→
Variance since December 2015	(15.0%)	↓



ACTIVITY

Cumulative percentage of contracted UDA delivered 2016 & 2017



Month	Adjusted Scheduled Activity (UDA)	
	2016	2017
April	741	198
May	1,390	982
June	2,900	1,509
July	3,787	2,379
August	4,310	3,138
September	5,711	3,138
October	6,953	4,596
November	7,783	5,299
December	9,169	6,357
January	9,837	
February	10,926	
March	12,045	
April	12,440	
May	12,439	
June	12,440	

QUALITY

	Quantity	Base Number	Contract	AT	Region	England
% of FP17s for the same patient ID Re-attending within 3 months - Children	55	1,171	4.7%	10.2%	11.9%	12.4%
% of FP17s for the same patient ID Re-attending within 3 months - Adults	412	3,205	12.9%	15.0%	16.5%	16.6%
% of FP17s for the same patient ID Re-attending between 3 & 9 months - Children	717	1,171	61.2%	61.4%	60.2%	57.5%
% of FP17s for the same patient ID Re-attending between 3 & 9 months - Adults	1,444	3,205	45.1%	53.0%	52.0%	50.4%
% of FP17s for Band 1 Urgent Courses	199	3,642	5.5%	8.1%	9.5%	9.1%
% of FP17s Relating to Free Repair or Replacements	45	3,642	1.2%	0.9%	0.7%	0.8%
% of FP17s Relating to Continuations	23	3,642	0.6%	1.5%	1.2%	1.3%
% of Patients satisfied with the dentistry they have received	11	11	100.0%	94.0%	92.9%	92.7%
% of Patients satisfied with the time they had to wait for an appointment	10	11	90.9%	89.4%	88.8%	88.8%

* This is based on patients treated on this contract for their most recent course of treatment. Figures in italics indicate the base number of FP17s or Patient Questionnaire responses are less than 100. N/A is shown where the base number of responses is less than 10 during the period. % is calculated as Quantity/Base number*100

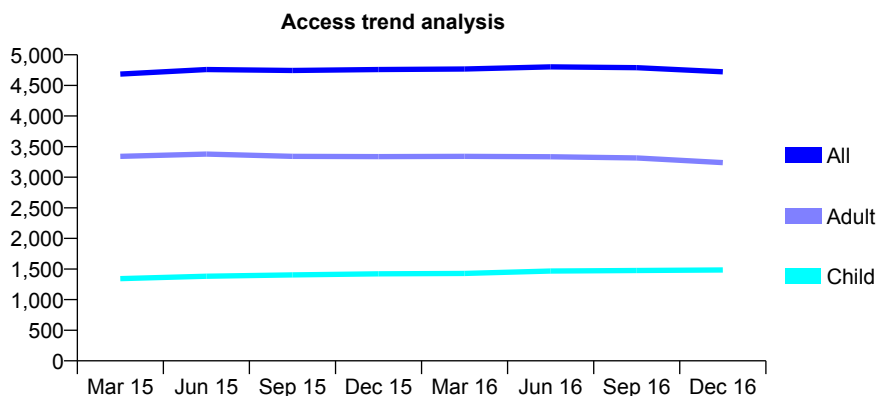
Q65 - Vital Signs At a Glance Contract Report for 843342/0001 - December 2016

Name or company name	MISS IR BORMANN
Contract type name	GDS Contract
Purpose of contract	General
Contract start date	01/04/2006
Contract end date	

16/17 Contracted general activity (UDA)	10,022
Carry forward general activity (UDA)	1
16/17 Contracted orthodontic activity (UOA)	0
Carry forward orthodontic activity (UOA)	0
Baseline contract value	£266,362.34

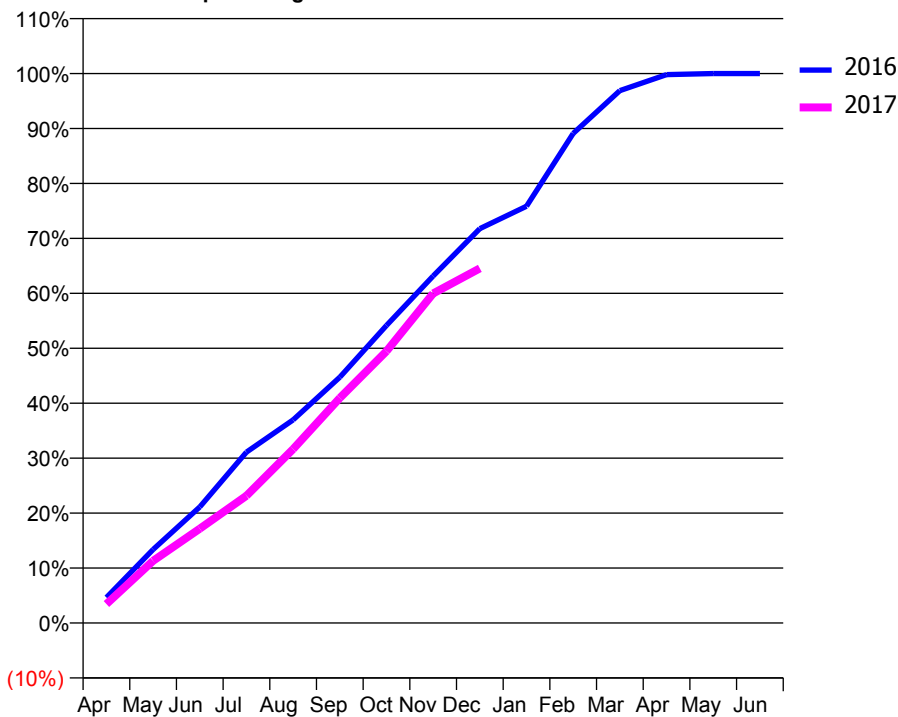
ACCESS*

Patients seen in 24 months	Total	Change since previous quarter
Quarter ending December 2015	4,759	
Quarter ending March 2016	4,769	→
Quarter ending June 2016	4,803	→
Quarter ending September 2016	4,790	→
Quarter ending December 2016	4,722	↓
Variance since December 2015	(0.8%)	→



ACTIVITY

Cumulative percentage of contracted UDA delivered 2016 & 2017



Month	Adjusted Scheduled Activity (UDA)	
	2016	2017
April	465	346
May	1,341	1,135
June	2,116	1,722
July	3,116	2,321
August	3,706	3,173
September	4,483	4,105
October	5,427	4,958
November	6,330	6,011
December	7,193	6,468
January	7,601	
February	8,930	
March	9,711	
April	10,001	
May	10,021	
June	10,021	

QUALITY

	Quantity	Base Number	Contract	AT	Region	England
% of FP17s for the same patient ID Re-attending within 3 months - Children	84	1,681	5.0%	10.2%	11.9%	12.4%
% of FP17s for the same patient ID Re-attending within 3 months - Adults	283	2,650	10.7%	15.0%	16.5%	16.6%
% of FP17s for the same patient ID Re-attending between 3 & 9 months - Children	1,068	1,681	63.5%	61.4%	60.2%	57.5%
% of FP17s for the same patient ID Re-attending between 3 & 9 months - Adults	1,313	2,650	49.5%	53.0%	52.0%	50.4%
% of FP17s for Band 1 Urgent Courses	140	3,738	3.7%	8.1%	9.5%	9.1%
% of FP17s Relating to Free Repair or Replacements	17	3,738	0.5%	0.9%	0.7%	0.8%
% of FP17s Relating to Continuations	20	3,738	0.5%	1.5%	1.2%	1.3%
% of Patients satisfied with the dentistry they have received	2	2	N/A	94.0%	92.9%	92.7%
% of Patients satisfied with the time they had to wait for an appointment	2	2	N/A	89.4%	88.8%	88.8%

* This is based on patients treated on this contract for their most recent course of treatment. Figures in italics indicate the base number of FP17s or Patient Questionnaire responses are less than 100. N/A is shown where the base number of responses is less than 10 during the period. % is calculated as Quantity/Base number*100

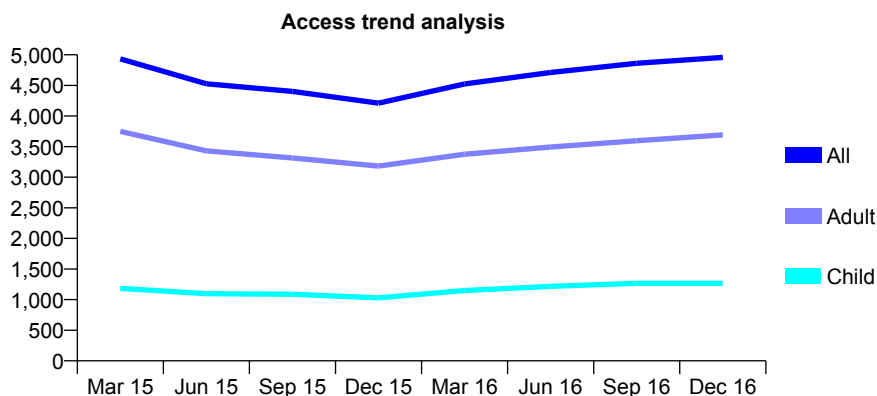
Q65 - Vital Signs At a Glance Contract Report for 858471/0001 - December 2016

Name or company name	MR TS WESTCOTT
Contract type name	GDS Contract
Purpose of contract	General
Contract start date	01/04/2007
Contract end date	

16/17 Contracted general activity (UDA)	10,704
Carry forward general activity (UDA)	359
16/17 Contracted orthodontic activity (UOA)	0
Carry forward orthodontic activity (UOA)	0
Baseline contract value	£240,309.13

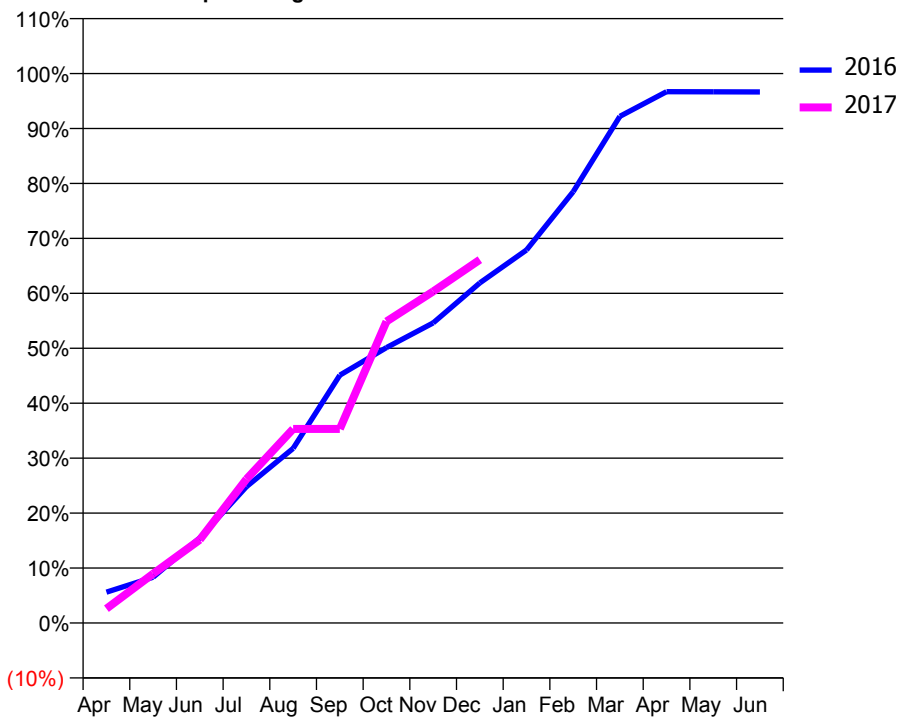
ACCESS*

Patients seen in 24 months	Total	Change since previous quarter
Quarter ending December 2015	4,211	
Quarter ending March 2016	4,524	↑
Quarter ending June 2016	4,711	↑
Quarter ending September 2016	4,861	↑
Quarter ending December 2016	4,958	→
Variance since December 2015	17.7%	↑



ACTIVITY

Cumulative percentage of contracted UDA delivered 2016 & 2017



Month	Adjusted Scheduled Activity (UDA)	
	2016	2017
April	602	279
May	892	961
June	1,659	1,621
July	2,655	2,804
August	3,402	3,781
September	4,827	3,781
October	5,365	5,875
November	5,846	6,459
December	6,624	7,078
January	7,268	
February	8,403	
March	9,871	
April	10,351	
May	10,346	
June	10,345	

QUALITY

	Quantity	Base Number	Contract	AT	Region	England
% of FP17s for the same patient ID Re-attending within 3 months - Children	91	1,379	6.6%	10.2%	11.9%	12.4%
% of FP17s for the same patient ID Re-attending within 3 months - Adults	383	3,620	10.6%	15.0%	16.5%	16.6%
% of FP17s for the same patient ID Re-attending between 3 & 9 months - Children	764	1,379	55.4%	61.4%	60.2%	57.5%
% of FP17s for the same patient ID Re-attending between 3 & 9 months - Adults	1,578	3,620	43.6%	53.0%	52.0%	50.4%
% of FP17s for Band 1 Urgent Courses	270	4,100	6.6%	8.1%	9.5%	9.1%
% of FP17s Relating to Free Repair or Replacements	28	4,100	0.7%	0.9%	0.7%	0.8%
% of FP17s Relating to Continuations	36	4,100	0.9%	1.5%	1.2%	1.3%
% of Patients satisfied with the dentistry they have received	16	18	88.9%	94.0%	92.9%	92.7%
% of Patients satisfied with the time they had to wait for an appointment	17	18	94.4%	89.4%	88.8%	88.8%

* This is based on patients treated on this contract for their most recent course of treatment. Figures in italics indicate the base number of FP17s or Patient Questionnaire responses are less than 100. N/A is shown where the base number of responses is less than 10 during the period. % is calculated as Quantity/Base number*100

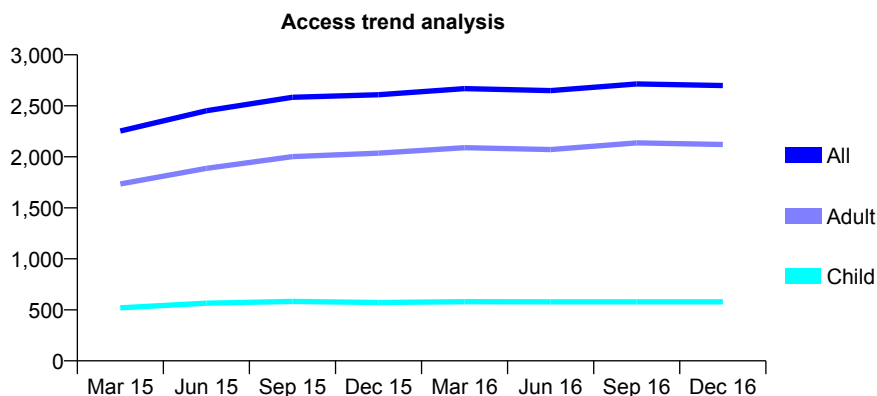
Q65 - Vital Signs At a Glance Contract Report for 873519/0001 - December 2016

Name or company name	MR KB NAIK
Contract type name	GDS Contract
Purpose of contract	General
Contract start date	01/03/2014
Contract end date	

16/17 Contracted general activity (UDA)	7,192
Carry forward general activity (UDA)	137
16/17 Contracted orthodontic activity (UOA)	0
Carry forward orthodontic activity (UOA)	0
Baseline contract value	£180,556.11

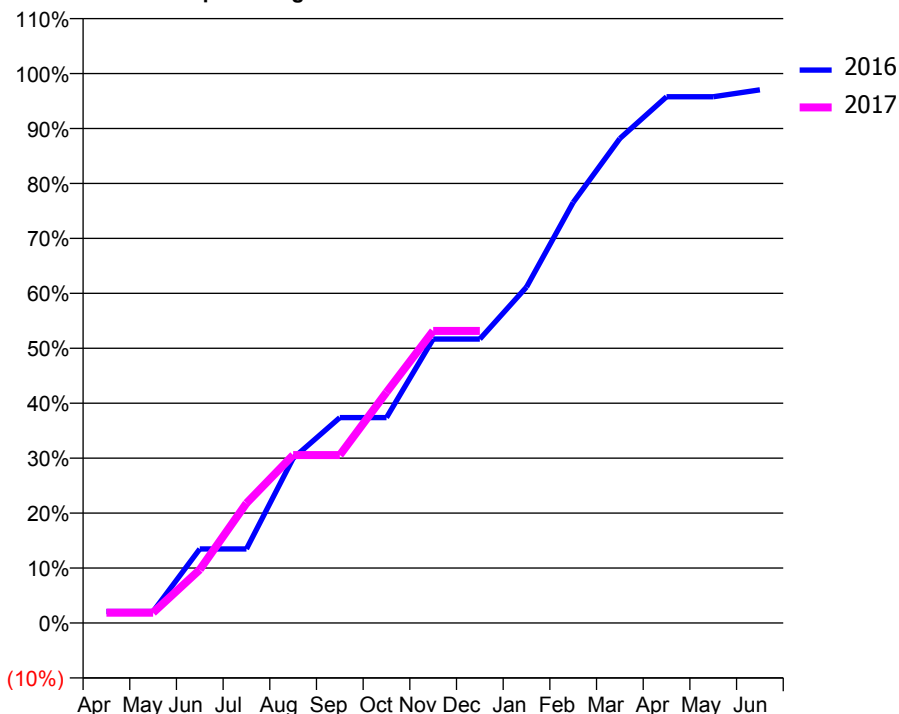
ACCESS*

Patients seen in 24 months	Total	Change since previous quarter
Quarter ending December 2015	2,608	
Quarter ending March 2016	2,669	↑
Quarter ending June 2016	2,649	→
Quarter ending September 2016	2,715	↑
Quarter ending December 2016	2,699	→
Variance since December 2015	3.5%	↑



ACTIVITY

Cumulative percentage of contracted UDA delivered 2016 & 2017



Month	Adjusted Scheduled Activity (UDA)	
	2016	2017
April	151	136
May	151	136
June	970	699
July	970	1,569
August	2,157	2,198
September	2,689	2,198
October	2,689	3,021
November	3,716	3,823
December	3,716	3,823
January	4,397	
February	5,506	
March	6,342	
April	6,888	
May	6,888	
June	6,979	

QUALITY

	Quantity	Base Number	Contract	AT	Region	England
% of FP17s for the same patient ID Re-attending within 3 months - Children	31	540	5.7%	10.2%	11.9%	12.4%
% of FP17s for the same patient ID Re-attending within 3 months - Adults	134	1,774	7.6%	15.0%	16.5%	16.6%
% of FP17s for the same patient ID Re-attending between 3 & 9 months - Children	309	540	57.2%	61.4%	60.2%	57.5%
% of FP17s for the same patient ID Re-attending between 3 & 9 months - Adults	952	1,774	53.7%	53.0%	52.0%	50.4%
% of FP17s for Band 1 Urgent Courses	54	2,041	2.6%	8.1%	9.5%	9.1%
% of FP17s Relating to Free Repair or Replacements	0	2,041	0.0%	0.9%	0.7%	0.8%
% of FP17s Relating to Continuations	52	2,041	2.5%	1.5%	1.2%	1.3%
% of Patients satisfied with the dentistry they have received	4	4	N/A	94.0%	92.9%	92.7%
% of Patients satisfied with the time they had to wait for an appointment	4	4	N/A	89.4%	88.8%	88.8%

* This is based on patients treated on this contract for their most recent course of treatment. Figures in italics indicate the base number of FP17s or Patient Questionnaire responses are less than 100. N/A is shown where the base number of responses is less than 10 during the period. % is calculated as Quantity/Base number*100

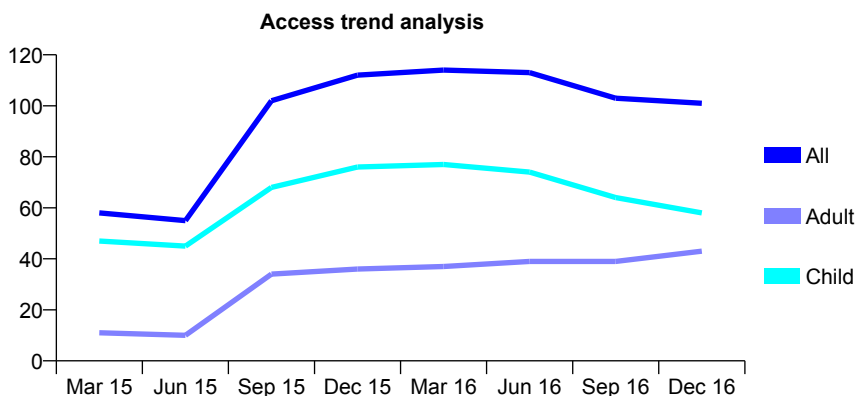
Q65 - Vital Signs At a Glance Contract Report for 886947/0001 - December 2016

Name or company name	MR BR DAVIES
Contract type name	GDS Contract
Purpose of contract	General
Contract start date	01/04/2006
Contract end date	

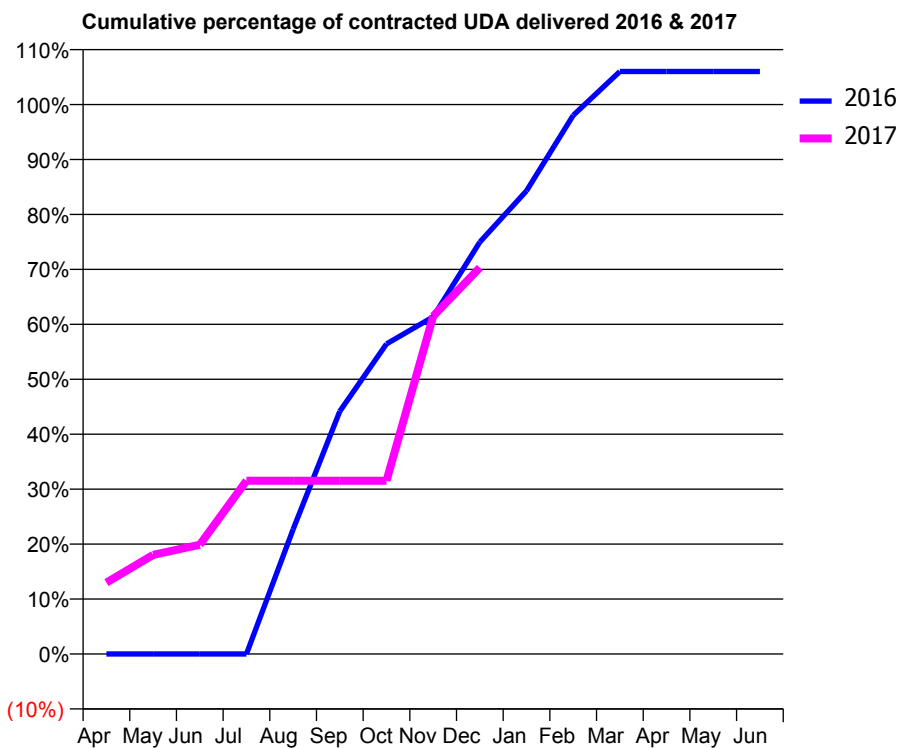
16/17 Contracted general activity (UDA)	163
Carry forward general activity (UDA)	-3
16/17 Contracted orthodontic activity (UOA)	0
Carry forward orthodontic activity (UOA)	0
Baseline contract value	£4,033.97

ACCESS*

Patients seen in 24 months	Total	Change since previous quarter
Quarter ending December 2015	112	
Quarter ending March 2016	114	→
Quarter ending June 2016	113	→
Quarter ending September 2016	103	↓
Quarter ending December 2016	101	↓
Variance since December 2015	(9.8%)	↓



ACTIVITY



Month	Adjusted Scheduled Activity (UDA)	
	2016	2017
April	0	21
May	0	29
June	0	32
July	0	51
August	37	51
September	72	51
October	92	51
November	100	100
December	122	115
January	137	
February	160	
March	173	
April	173	
May	173	
June	173	

QUALITY

	Quantity	Base Number	Contract	AT	Region	England
% of FP17s for the same patient ID Re-attending within 3 months - Children	4	61	6.6%	10.2%	11.9%	12.4%
% of FP17s for the same patient ID Re-attending within 3 months - Adults	3	32	9.4%	15.0%	16.5%	16.6%
% of FP17s for the same patient ID Re-attending between 3 & 9 months - Children	37	61	60.7%	61.4%	60.2%	57.5%
% of FP17s for the same patient ID Re-attending between 3 & 9 months - Adults	21	32	65.6%	53.0%	52.0%	50.4%
% of FP17s for Band 1 Urgent Courses	8	93	8.6%	8.1%	9.5%	9.1%
% of FP17s Relating to Free Repair or Replacements	0	93	0.0%	0.9%	0.7%	0.8%
% of FP17s Relating to Continuations	0	93	0.0%	1.5%	1.2%	1.3%
% of Patients satisfied with the dentistry they have received	0	0	N/A	94.0%	92.9%	92.7%
% of Patients satisfied with the time they had to wait for an appointment	0	0	N/A	89.4%	88.8%	88.8%

* This is based on patients treated on this contract for their most recent course of treatment. Figures in italics indicate the base number of FP17s or Patient Questionnaire responses are less than 100. N/A is shown where the base number of responses is less than 10 during the period. % is calculated as Quantity/Base number*100

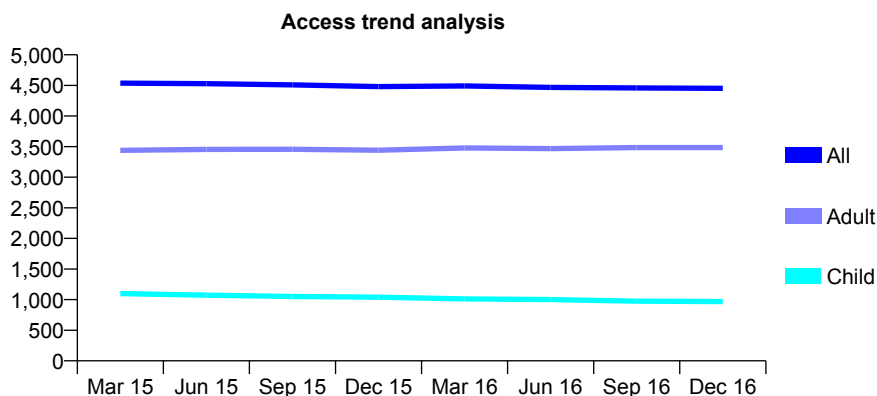
Q65 - Vital Signs At a Glance Contract Report for 904953/0001 - December 2016

Name or company name	MR GJ SHOVLIN
Contract type name	GDS Contract
Purpose of contract	General
Contract start date	01/04/2006
Contract end date	

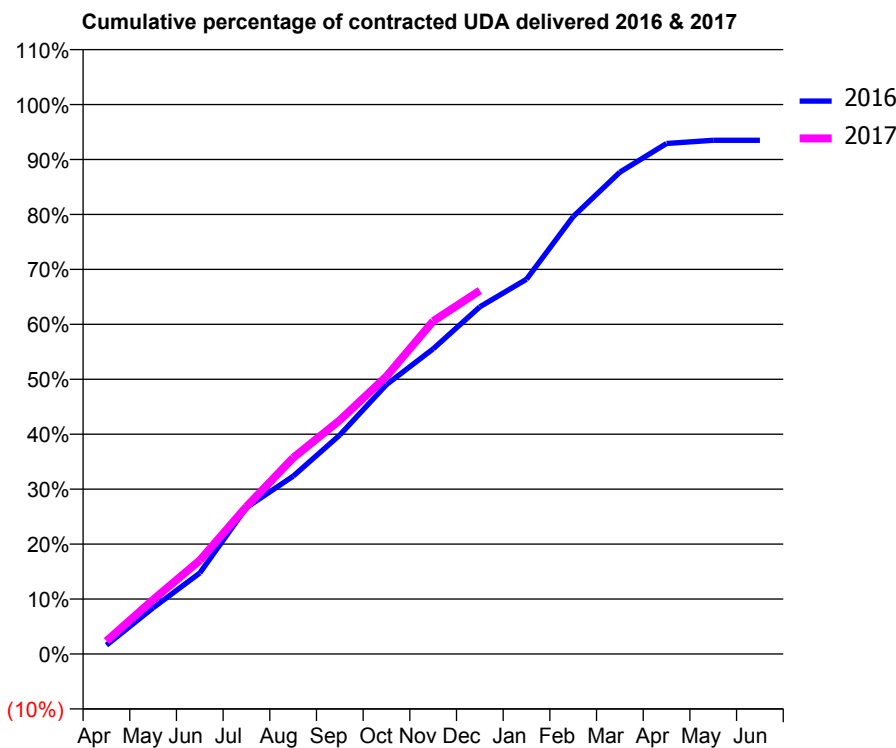
16/17 Contracted general activity (UDA)	14,500
Carry forward general activity (UDA)	0
16/17 Contracted orthodontic activity (UOA)	0
Carry forward orthodontic activity (UOA)	0
Baseline contract value	£307,708.05

ACCESS*

Patients seen in 24 months	Total	Change since previous quarter
Quarter ending December 2015	4,481	
Quarter ending March 2016	4,492	→
Quarter ending June 2016	4,468	→
Quarter ending September 2016	4,459	→
Quarter ending December 2016	4,453	→
Variance since December 2015	(0.6%)	→



ACTIVITY



Month	Adjusted Scheduled Activity (UDA)	
	2016	2017
April	245	344
May	1,277	1,433
June	2,240	2,472
July	4,051	3,891
August	4,919	5,179
September	6,057	6,172
October	7,453	7,327
November	8,442	8,785
December	9,603	9,591
January	10,366	
February	12,102	
March	13,329	
April	14,122	
May	14,210	
June	14,210	

QUALITY

	Quantity	Base Number	Contract	AT	Region	England
% of FP17s for the same patient ID Re-attending within 3 months - Children	116	1,280	9.1%	10.2%	11.9%	12.4%
% of FP17s for the same patient ID Re-attending within 3 months - Adults	824	4,532	18.2%	15.0%	16.5%	16.6%
% of FP17s for the same patient ID Re-attending between 3 & 9 months - Children	886	1,280	69.2%	61.4%	60.2%	57.5%
% of FP17s for the same patient ID Re-attending between 3 & 9 months - Adults	2,939	4,532	64.8%	53.0%	52.0%	50.4%
% of FP17s for Band 1 Urgent Courses	396	5,421	7.3%	8.1%	9.5%	9.1%
% of FP17s Relating to Free Repair or Replacements	36	5,421	0.7%	0.9%	0.7%	0.8%
% of FP17s Relating to Continuations	175	5,421	3.2%	1.5%	1.2%	1.3%
% of Patients satisfied with the dentistry they have received	11	11	100.0%	94.0%	92.9%	92.7%
% of Patients satisfied with the time they had to wait for an appointment	11	11	100.0%	89.4%	88.8%	88.8%

* This is based on patients treated on this contract for their most recent course of treatment. Figures in italics indicate the base number of FP17s or Patient Questionnaire responses are less than 100. N/A is shown where the base number of responses is less than 10 during the period. % is calculated as Quantity/Base number*100

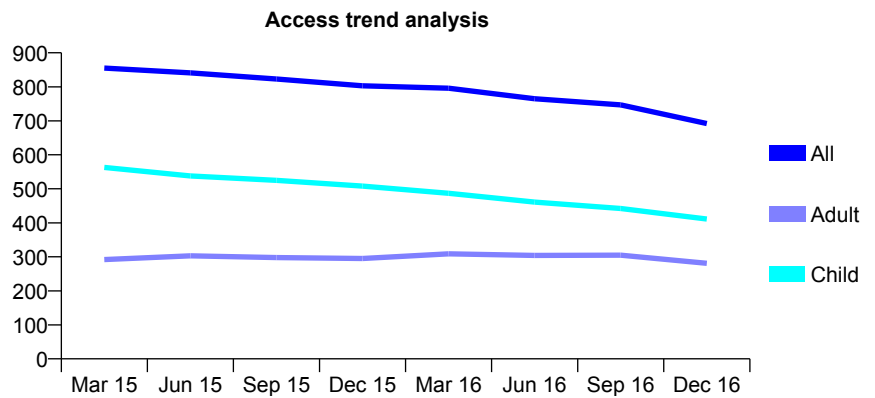
Q65 - Vital Signs At a Glance Contract Report for 907391/0001 - December 2016

Name or company name	MR JP MURPHY
Contract type name	GDS Contract
Purpose of contract	General
Contract start date	01/04/2006
Contract end date	

16/17 Contracted general activity (UDA)	1,750
Carry forward general activity (UDA)	0
16/17 Contracted orthodontic activity (UOA)	0
Carry forward orthodontic activity (UOA)	0
Baseline contract value	£35,825.57

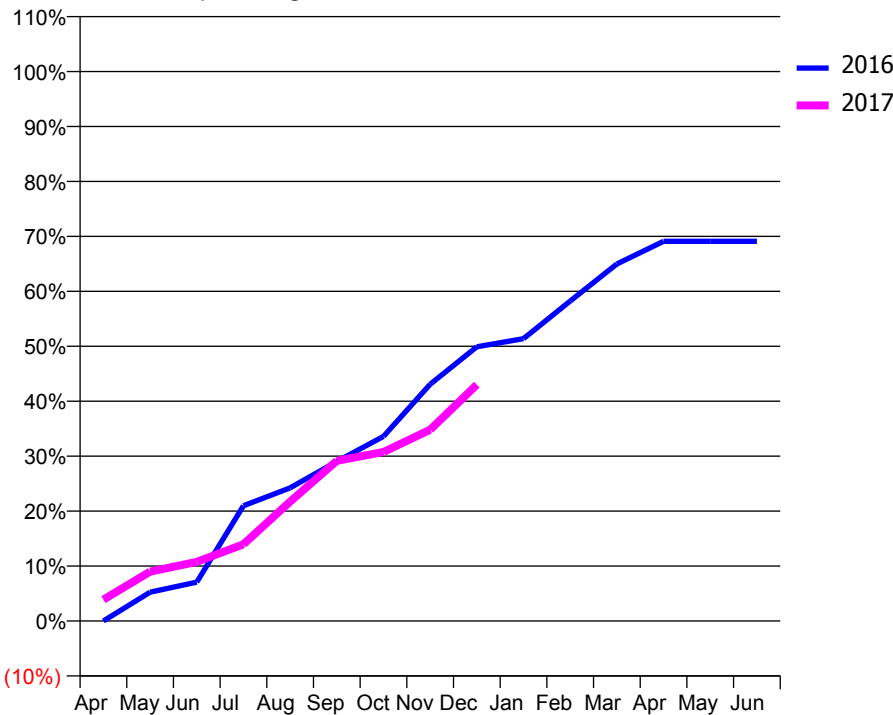
ACCESS*

Patients seen in 24 months	Total	Change since previous quarter
Quarter ending December 2015	803	
Quarter ending March 2016	796	→
Quarter ending June 2016	765	↓
Quarter ending September 2016	747	↓
Quarter ending December 2016	692	↓
Variance since December 2015	(13.8%)	↓



ACTIVITY

Cumulative percentage of contracted UDA delivered 2016 & 2017



Month	Adjusted Scheduled Activity (UDA)	
	2016	2017
April	0	68
May	92	157
June	124	188
July	367	244
August	424	380
September	508	510
October	588	538
November	754	609
December	873	753
January	899	
February	1,019	
March	1,137	
April	1,209	
May	1,209	
June	1,209	

QUALITY

	Quantity	Base Number	Contract	AT	Region	England
% of FP17s for the same patient ID Re-attending within 3 months - Children	15	362	4.1%	10.2%	11.9%	12.4%
% of FP17s for the same patient ID Re-attending within 3 months - Adults	14	193	7.3%	15.0%	16.5%	16.6%
% of FP17s for the same patient ID Re-attending between 3 & 9 months - Children	208	362	57.5%	61.4%	60.2%	57.5%
% of FP17s for the same patient ID Re-attending between 3 & 9 months - Adults	100	193	51.8%	53.0%	52.0%	50.4%
% of FP17s for Band 1 Urgent Courses	4	502	0.8%	8.1%	9.5%	9.1%
% of FP17s Relating to Free Repair or Replacements	2	502	0.4%	0.9%	0.7%	0.8%
% of FP17s Relating to Continuations	0	502	0.0%	1.5%	1.2%	1.3%
% of Patients satisfied with the dentistry they have received	0	0	N/A	94.0%	92.9%	92.7%
% of Patients satisfied with the time they had to wait for an appointment	0	0	N/A	89.4%	88.8%	88.8%

* This is based on patients treated on this contract for their most recent course of treatment. Figures in italics indicate the base number of FP17s or Patient Questionnaire responses are less than 100. N/A is shown where the base number of responses is less than 10 during the period. % is calculated as Quantity/Base number*100

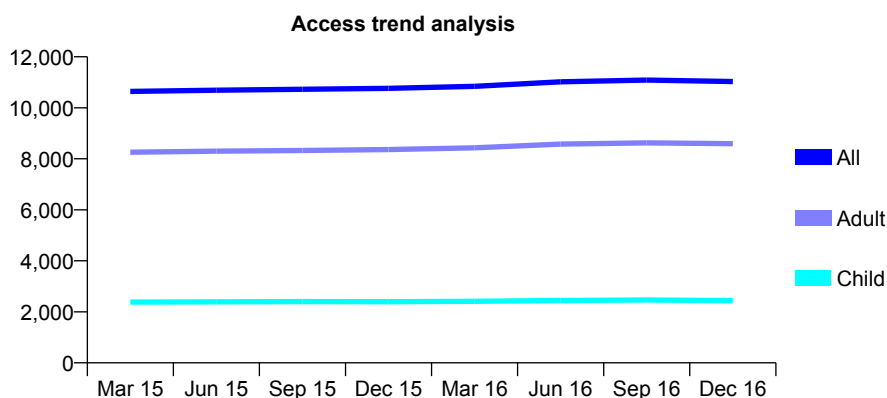
Q65 - Vital Signs At a Glance Contract Report for 913782/0001 - December 2016

Name or company name	MR PJ DRUGAN
Contract type name	GDS Contract
Purpose of contract	General and Orthodontic
Contract start date	01/04/2006
Contract end date	

16/17 Contracted general activity (UDA)	31,020
Carry forward general activity (UDA)	0
16/17 Contracted orthodontic activity (UOA)	1,138
Carry forward orthodontic activity (UOA)	0
Baseline contract value	£743,219.46

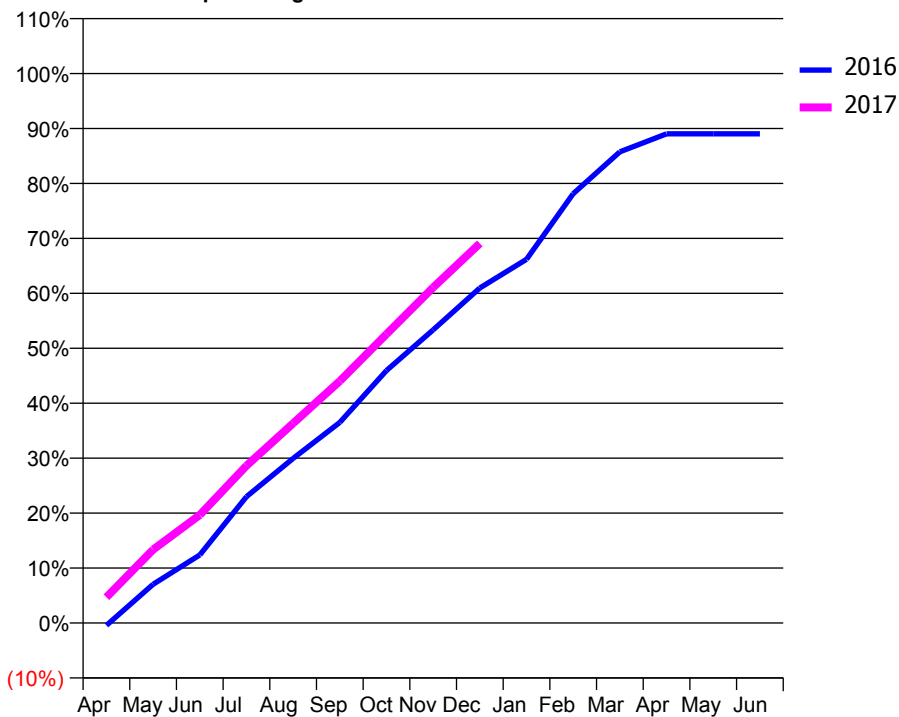
ACCESS*

Patients seen in 24 months	Total	Change since previous quarter
Quarter ending December 2015	10,764	
Quarter ending March 2016	10,843	→
Quarter ending June 2016	11,018	→
Quarter ending September 2016	11,090	→
Quarter ending December 2016	11,032	→
Variance since December 2015	2.5%	↑



ACTIVITY

Cumulative percentage of contracted UDA delivered 2016 & 2017



Month	Adjusted Scheduled Activity (UDA)	
	2016	2017
April	-138	1,455
May	2,188	4,143
June	3,843	6,099
July	7,134	8,882
August	9,294	11,273
September	11,328	13,660
October	14,254	16,312
November	16,553	18,946
December	18,911	21,427
January	20,532	
February	24,232	
March	26,597	
April	27,615	
May	27,615	
June	27,618	

QUALITY

	Quantity	Base Number	Contract	AT	Region	England
% of FP17s for the same patient ID Re-attending within 3 months - Children	406	3,149	12.9%	10.2%	11.9%	12.4%
% of FP17s for the same patient ID Re-attending within 3 months - Adults	1,603	10,716	15.0%	15.0%	16.5%	16.6%
% of FP17s for the same patient ID Re-attending between 3 & 9 months - Children	2,133	3,149	67.7%	61.4%	60.2%	57.5%
% of FP17s for the same patient ID Re-attending between 3 & 9 months - Adults	6,918	10,716	64.6%	53.0%	52.0%	50.4%
% of FP17s for Band 1 Urgent Courses	877	12,407	7.1%	8.1%	9.5%	9.1%
% of FP17s Relating to Free Repair or Replacements	91	12,407	0.7%	0.9%	0.7%	0.8%
% of FP17s Relating to Continuations	223	12,407	1.8%	1.5%	1.2%	1.3%
% of Patients satisfied with the dentistry they have received	31	35	88.6%	94.0%	92.9%	92.7%
% of Patients satisfied with the time they had to wait for an appointment	32	35	91.4%	89.4%	88.8%	88.8%

* This is based on patients treated on this contract for their most recent course of treatment. Figures in italics indicate the base number of FP17s or Patient Questionnaire responses are less than 100. N/A is shown where the base number of responses is less than 10 during the period. % is calculated as Quantity/Base number*100

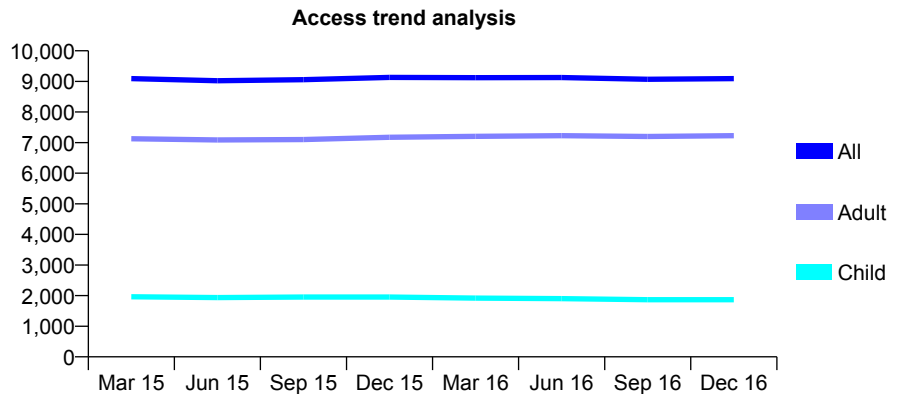
Q65 - Vital Signs At a Glance Contract Report for 913782/0002 - December 2016

Name or company name	MR PJ DRUGAN
Contract type name	GDS Contract
Purpose of contract	General
Contract start date	01/04/2006
Contract end date	

16/17 Contracted general activity (UDA)	27,879
Carry forward general activity (UDA)	1,115
16/17 Contracted orthodontic activity (UOA)	0
Carry forward orthodontic activity (UOA)	0
Baseline contract value	£683,689.97

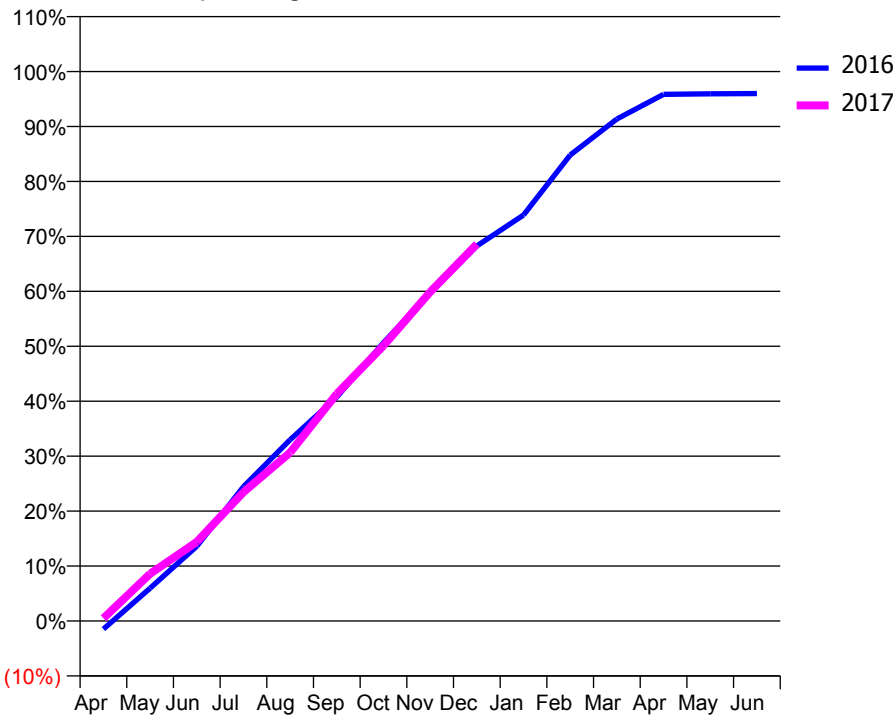
ACCESS*

Patients seen in 24 months	Total	Change since previous quarter
Quarter ending December 2015	9,129	
Quarter ending March 2016	9,122	→
Quarter ending June 2016	9,128	→
Quarter ending September 2016	9,068	→
Quarter ending December 2016	9,092	→
Variance since December 2015	(0.4%)	→



ACTIVITY

Cumulative percentage of contracted UDA delivered 2016 & 2017



Month	Adjusted Scheduled Activity (UDA)	
	2016	2017
April	-417	136
May	1,671	2,398
June	3,794	4,012
July	6,814	6,542
August	9,195	8,546
September	11,359	11,528
October	14,120	13,970
November	16,662	16,697
December	19,027	19,120
January	20,595	
February	23,639	
March	25,468	
April	26,717	
May	26,749	
June	26,764	

QUALITY

	Quantity	Base Number	Contract	AT	Region	England
% of FP17s for the same patient ID Re-attending within 3 months - Children	238	2,463	9.7%	10.2%	11.9%	12.4%
% of FP17s for the same patient ID Re-attending within 3 months - Adults	1,391	8,679	16.0%	15.0%	16.5%	16.6%
% of FP17s for the same patient ID Re-attending between 3 & 9 months - Children	1,597	2,463	64.8%	61.4%	60.2%	57.5%
% of FP17s for the same patient ID Re-attending between 3 & 9 months - Adults	5,057	8,679	58.3%	53.0%	52.0%	50.4%
% of FP17s for Band 1 Urgent Courses	575	10,397	5.5%	8.1%	9.5%	9.1%
% of FP17s Relating to Free Repair or Replacements	130	10,397	1.3%	0.9%	0.7%	0.8%
% of FP17s Relating to Continuations	181	10,397	1.7%	1.5%	1.2%	1.3%
% of Patients satisfied with the dentistry they have received	27	28	96.4%	94.0%	92.9%	92.7%
% of Patients satisfied with the time they had to wait for an appointment	24	28	85.7%	89.4%	88.8%	88.8%

* This is based on patients treated on this contract for their most recent course of treatment. Figures in italics indicate the base number of FP17s or Patient Questionnaire responses are less than 100. N/A is shown where the base number of responses is less than 10 during the period. % is calculated as Quantity/Base number*100

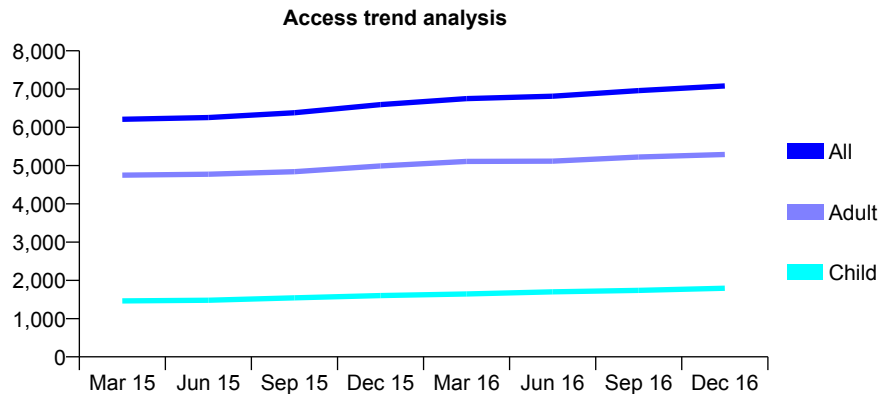
Q65 - Vital Signs At a Glance Contract Report for 929603/0001 - December 2016

Name or company name	MR F TOMAS ALLAHVERDIN
Contract type name	GDS Contract
Purpose of contract	General
Contract start date	01/04/2006
Contract end date	

16/17 Contracted general activity (UDA)	16,989
Carry forward general activity (UDA)	-192
16/17 Contracted orthodontic activity (UOA)	0
Carry forward orthodontic activity (UOA)	0
Baseline contract value	£441,081.40

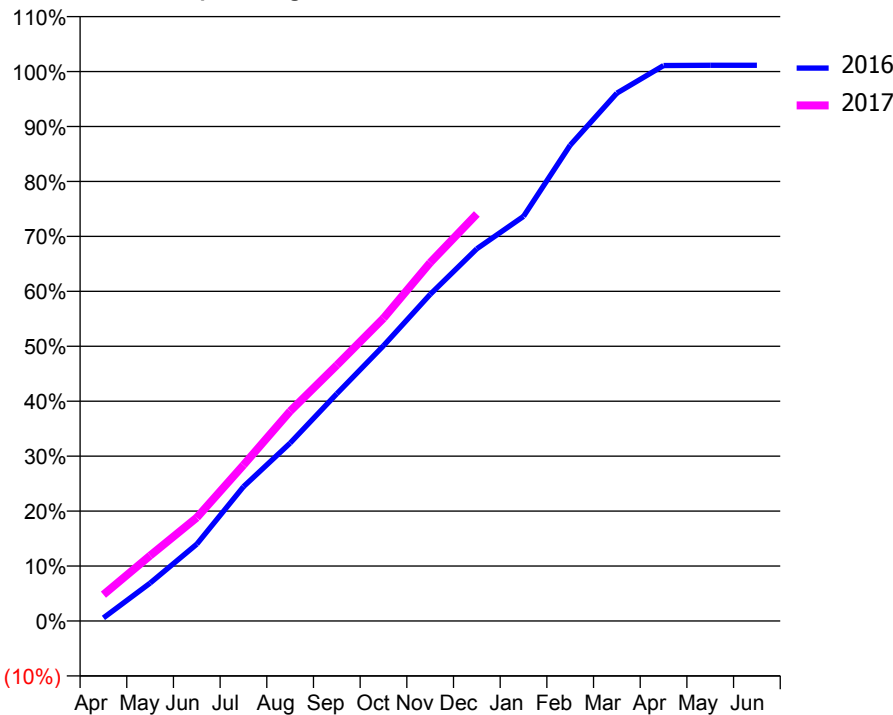
ACCESS*

Patients seen in 24 months	Total	Change since previous quarter
Quarter ending December 2015	6,592	
Quarter ending March 2016	6,752	↑
Quarter ending June 2016	6,814	→
Quarter ending September 2016	6,960	↑
Quarter ending December 2016	7,083	→
Variance since December 2015	7.4%	↑



ACTIVITY

Cumulative percentage of contracted UDA delivered 2016 & 2017



Month	Adjusted Scheduled Activity (UDA)	
	2016	2017
April	96	814
May	1,171	2,024
June	2,375	3,196
July	4,155	4,820
August	5,503	6,486
September	7,029	7,909
October	8,511	9,359
November	10,099	11,078
December	11,508	12,584
January	12,511	
February	14,713	
March	16,320	
April	17,175	
May	17,180	
June	17,181	

QUALITY

	Quantity	Base Number	Contract	AT	Region	England
% of FP17s for the same patient ID Re-attending within 3 months - Children	109	2,016	5.4%	10.2%	11.9%	12.4%
% of FP17s for the same patient ID Re-attending within 3 months - Adults	468	5,082	9.2%	15.0%	16.5%	16.6%
% of FP17s for the same patient ID Re-attending between 3 & 9 months - Children	1,315	2,016	65.2%	61.4%	60.2%	57.5%
% of FP17s for the same patient ID Re-attending between 3 & 9 months - Adults	2,945	5,082	57.9%	53.0%	52.0%	50.4%
% of FP17s for Band 1 Urgent Courses	310	6,700	4.6%	8.1%	9.5%	9.1%
% of FP17s Relating to Free Repair or Replacements	19	6,700	0.3%	0.9%	0.7%	0.8%
% of FP17s Relating to Continuations	43	6,700	0.6%	1.5%	1.2%	1.3%
% of Patients satisfied with the dentistry they have received	11	11	100.0%	94.0%	92.9%	92.7%
% of Patients satisfied with the time they had to wait for an appointment	11	11	100.0%	89.4%	88.8%	88.8%

* This is based on patients treated on this contract for their most recent course of treatment. Figures in italics indicate the base number of FP17s or Patient Questionnaire responses are less than 100. N/A is shown where the base number of responses is less than 10 during the period. % is calculated as Quantity/Base number*100

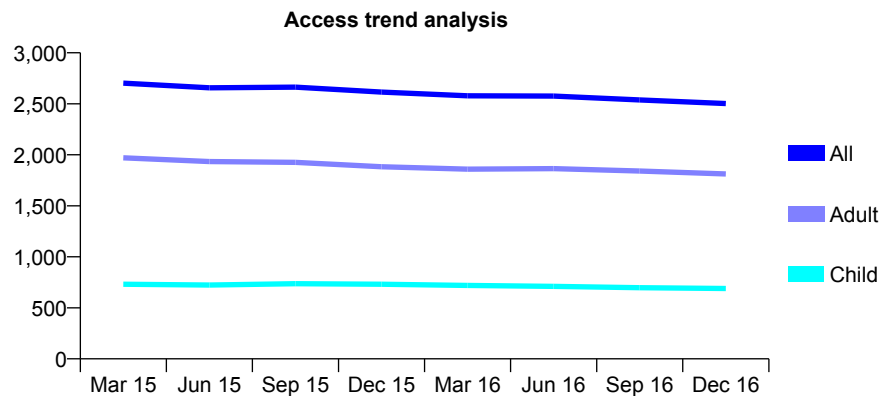
Q65 - Vital Signs At a Glance Contract Report for 941433/0001 - December 2016

Name or company name	MRS M MORADIAN
Contract type name	GDS Contract
Purpose of contract	General
Contract start date	01/04/2006
Contract end date	

16/17 Contracted general activity (UDA)	11,500
Carry forward general activity (UDA)	0
16/17 Contracted orthodontic activity (UOA)	0
Carry forward orthodontic activity (UOA)	0
Baseline contract value	£272,331.59

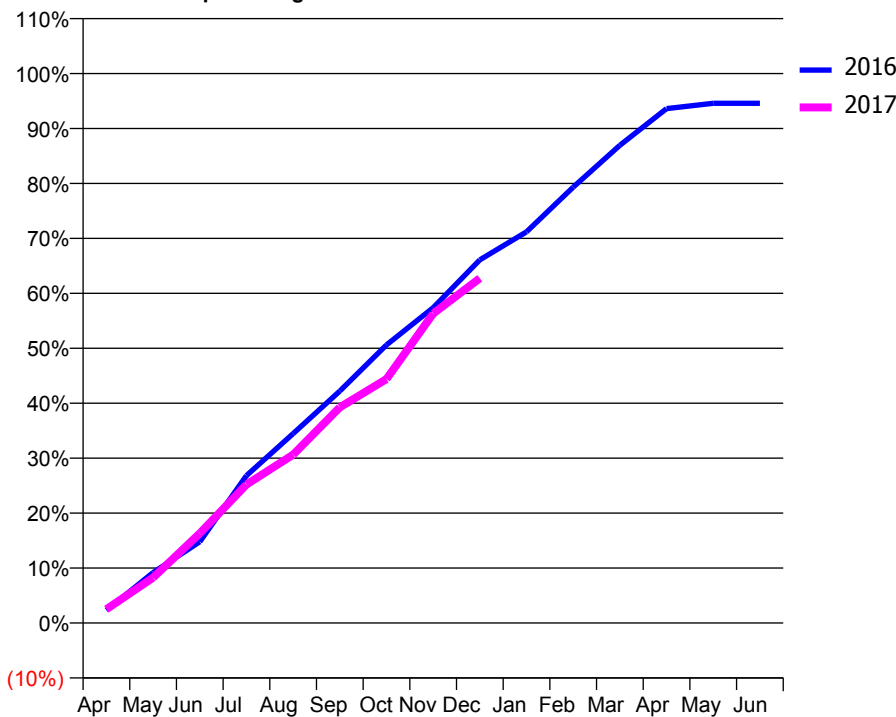
ACCESS*

Patients seen in 24 months	Total	Change since previous quarter
Quarter ending December 2015	2,615	
Quarter ending March 2016	2,579	↓
Quarter ending June 2016	2,576	→
Quarter ending September 2016	2,538	↓
Quarter ending December 2016	2,503	↓
Variance since December 2015	(4.3%)	↓



ACTIVITY

Cumulative percentage of contracted UDA delivered 2016 & 2017



Month	Adjusted Scheduled Activity (UDA)	
	2016	2017
April	256	289
May	1,011	951
June	1,628	1,875
July	2,952	2,899
August	3,792	3,523
September	4,643	4,513
October	5,567	5,105
November	6,311	6,477
December	7,271	7,216
January	7,832	
February	8,725	
March	9,563	
April	10,298	
May	10,405	
June	10,405	

QUALITY

	Quantity	Base Number	Contract	AT	Region	England
% of FP17s for the same patient ID Re-attending within 3 months - Children	83	758	10.9%	10.2%	11.9%	12.4%
% of FP17s for the same patient ID Re-attending within 3 months - Adults	471	2,164	21.8%	15.0%	16.5%	16.6%
% of FP17s for the same patient ID Re-attending between 3 & 9 months - Children	447	758	59.0%	61.4%	60.2%	57.5%
% of FP17s for the same patient ID Re-attending between 3 & 9 months - Adults	1,073	2,164	49.6%	53.0%	52.0%	50.4%
% of FP17s for Band 1 Urgent Courses	409	2,643	15.5%	8.1%	9.5%	9.1%
% of FP17s Relating to Free Repair or Replacements	20	2,643	0.8%	0.9%	0.7%	0.8%
% of FP17s Relating to Continuations	23	2,643	0.9%	1.5%	1.2%	1.3%
% of Patients satisfied with the dentistry they have received	7	8	N/A	94.0%	92.9%	92.7%
% of Patients satisfied with the time they had to wait for an appointment	7	8	N/A	89.4%	88.8%	88.8%

* This is based on patients treated on this contract for their most recent course of treatment. Figures in italics indicate the base number of FP17s or Patient Questionnaire responses are less than 100. N/A is shown where the base number of responses is less than 10 during the period. % is calculated as Quantity/Base number*100

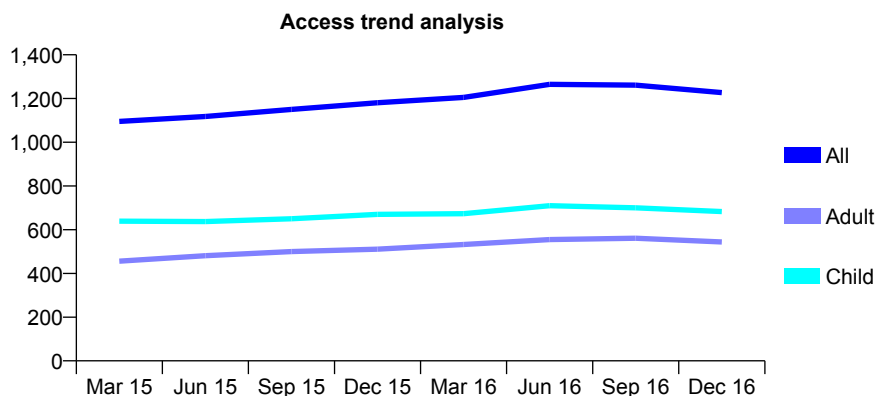
Q65 - Vital Signs At a Glance Contract Report for 962201/0001 - December 2016

Name or company name	MR JC LYLE
Contract type name	GDS Contract
Purpose of contract	General
Contract start date	09/03/2011
Contract end date	

16/17 Contracted general activity (UDA)	2,930
Carry forward general activity (UDA)	-59
16/17 Contracted orthodontic activity (UOA)	0
Carry forward orthodontic activity (UOA)	0
Baseline contract value	£64,182.86

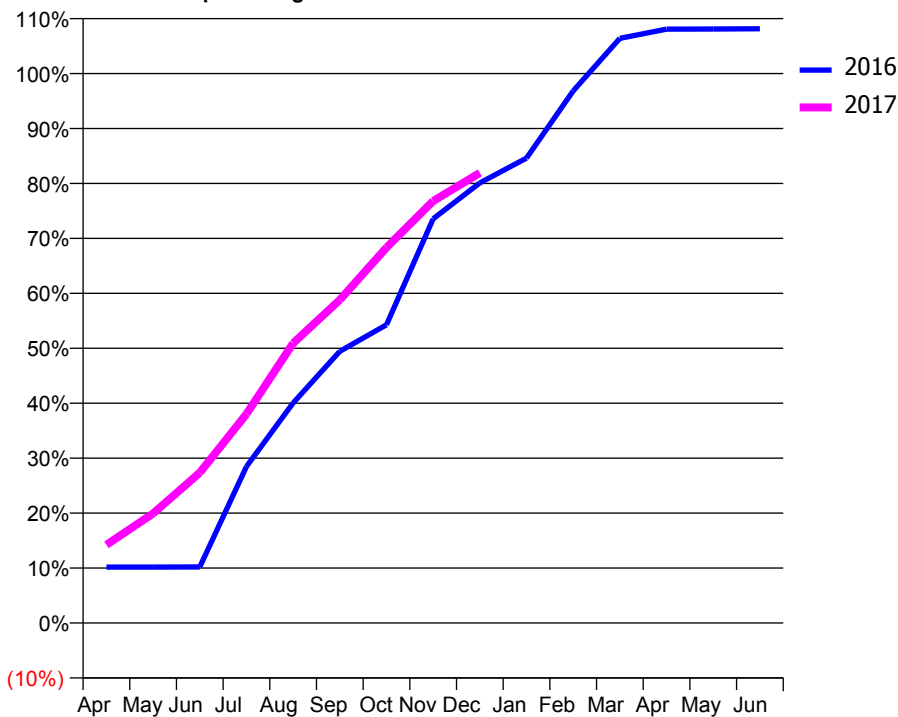
ACCESS*

Patients seen in 24 months	Total	Change since previous quarter
Quarter ending December 2015	1,181	
Quarter ending March 2016	1,205	↑
Quarter ending June 2016	1,265	↑
Quarter ending September 2016	1,261	→
Quarter ending December 2016	1,227	↓
Variance since December 2015	3.9%	↑



ACTIVITY

Cumulative percentage of contracted UDA delivered 2016 & 2017



Month	Adjusted Scheduled Activity (UDA)	
	2016	2017
April	298	417
May	298	584
June	299	801
July	834	1,114
August	1,174	1,492
September	1,448	1,723
October	1,590	2,002
November	2,155	2,250
December	2,347	2,400
January	2,479	
February	2,838	
March	3,118	
April	3,166	
May	3,167	
June	3,168	

QUALITY

	Quantity	Base Number	Contract	AT	Region	England
% of FP17s for the same patient ID Re-attending within 3 months - Children	70	849	8.2%	10.2%	11.9%	12.4%
% of FP17s for the same patient ID Re-attending within 3 months - Adults	116	591	19.6%	15.0%	16.5%	16.6%
% of FP17s for the same patient ID Re-attending between 3 & 9 months - Children	586	849	69.0%	61.4%	60.2%	57.5%
% of FP17s for the same patient ID Re-attending between 3 & 9 months - Adults	357	591	60.4%	53.0%	52.0%	50.4%
% of FP17s for Band 1 Urgent Courses	86	1,414	6.1%	8.1%	9.5%	9.1%
% of FP17s Relating to Free Repair or Replacements	2	1,414	0.1%	0.9%	0.7%	0.8%
% of FP17s Relating to Continuations	13	1,414	0.9%	1.5%	1.2%	1.3%
% of Patients satisfied with the dentistry they have received	2	2	N/A	94.0%	92.9%	92.7%
% of Patients satisfied with the time they had to wait for an appointment	2	2	N/A	89.4%	88.8%	88.8%

* This is based on patients treated on this contract for their most recent course of treatment. Figures in italics indicate the base number of FP17s or Patient Questionnaire responses are less than 100. N/A is shown where the base number of responses is less than 10 during the period. % is calculated as Quantity/Base number*100

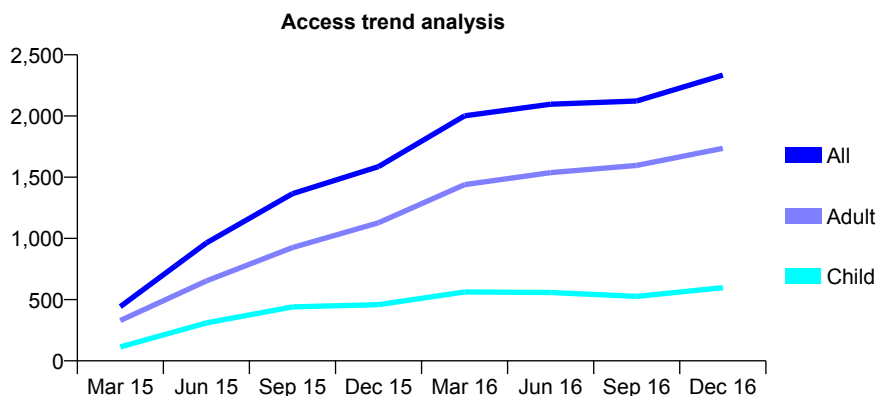
Q65 - Vital Signs At a Glance Contract Report for 995274/0001 - December 2016

Name or company name	MR PW CHAN
Contract type name	GDS Contract
Purpose of contract	General
Contract start date	01/02/2015
Contract end date	

16/17 Contracted general activity (UDA)	6,181
Carry forward general activity (UDA)	0
16/17 Contracted orthodontic activity (UOA)	0
Carry forward orthodontic activity (UOA)	0
Baseline contract value	£127,149.46

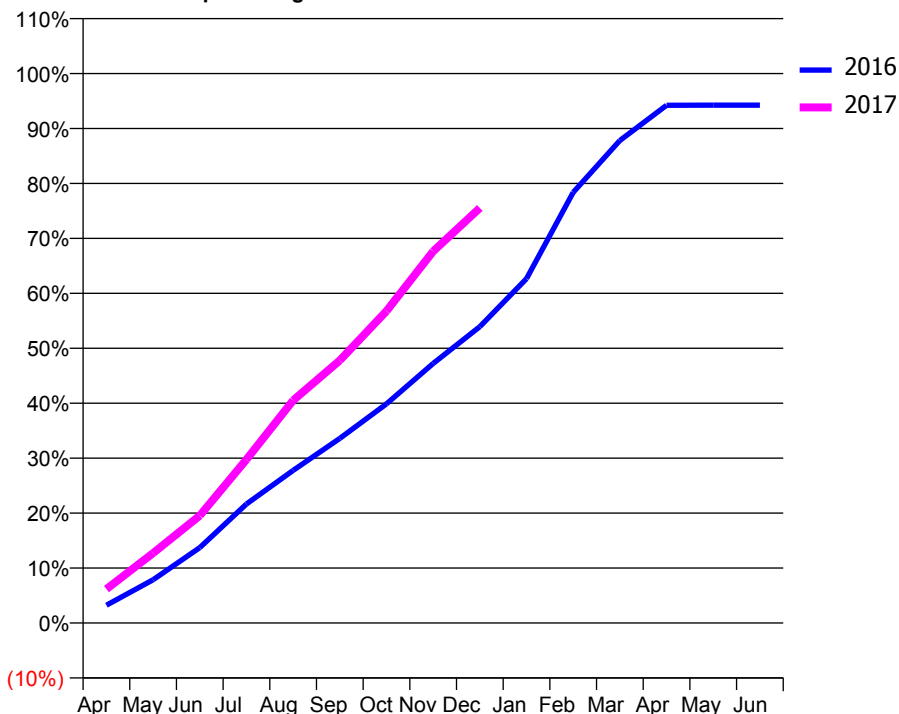
ACCESS*

Patients seen in 24 months	Total	Change since previous quarter
Quarter ending December 2015	1,587	
Quarter ending March 2016	2,002	↑
Quarter ending June 2016	2,096	↑
Quarter ending September 2016	2,123	→
Quarter ending December 2016	2,334	↑
Variance since December 2015	47.1%	↑



ACTIVITY

Cumulative percentage of contracted UDA delivered 2016 & 2017



Month	Adjusted Scheduled Activity (UDA)	
	2016	2017
April	200	381
May	487	786
June	848	1,208
July	1,338	1,840
August	1,716	2,504
September	2,077	2,954
October	2,466	3,509
November	2,920	4,182
December	3,334	4,668
January	3,874	
February	4,844	
March	5,428	
April	5,823	
May	5,825	
June	5,825	

QUALITY

	Quantity	Base Number	Contract	AT	Region	England
% of FP17s for the same patient ID Re-attending within 3 months - Children	41	716	5.7%	10.2%	11.9%	12.4%
% of FP17s for the same patient ID Re-attending within 3 months - Adults	202	1,844	11.0%	15.0%	16.5%	16.6%
% of FP17s for the same patient ID Re-attending between 3 & 9 months - Children	392	716	54.7%	61.4%	60.2%	57.5%
% of FP17s for the same patient ID Re-attending between 3 & 9 months - Adults	1,018	1,844	55.2%	53.0%	52.0%	50.4%
% of FP17s for Band 1 Urgent Courses	135	2,351	5.7%	8.1%	9.5%	9.1%
% of FP17s Relating to Free Repair or Replacements	23	2,351	1.0%	0.9%	0.7%	0.8%
% of FP17s Relating to Continuations	29	2,351	1.2%	1.5%	1.2%	1.3%
% of Patients satisfied with the dentistry they have received	3	4	N/A	94.0%	92.9%	92.7%
% of Patients satisfied with the time they had to wait for an appointment	2	4	N/A	89.4%	88.8%	88.8%

* This is based on patients treated on this contract for their most recent course of treatment. Figures in italics indicate the base number of FP17s or Patient Questionnaire responses are less than 100. N/A is shown where the base number of responses is less than 10 during the period. % is calculated as Quantity/Base number*100

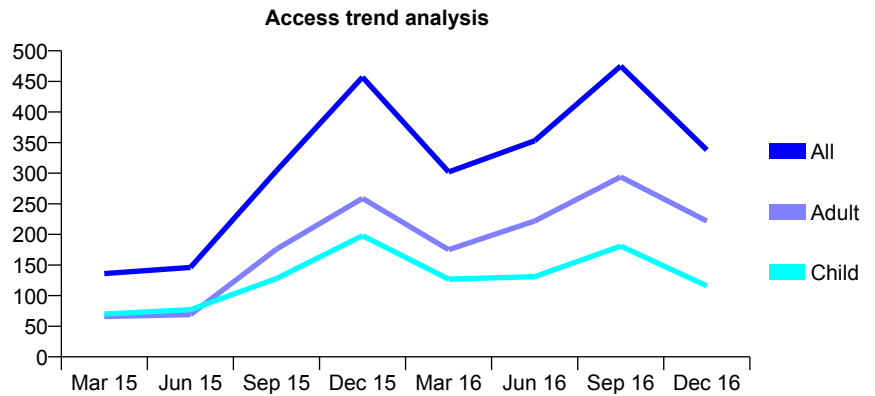
Q65 - Vital Signs At a Glance Contract Report for 995274/0002 - December 2016

Name or company name	MR PW CHAN
Contract type name	GDS Contract
Purpose of contract	General
Contract start date	01/02/2015
Contract end date	

16/17 Contracted general activity (UDA)	1,216
Carry forward general activity (UDA)	-17
16/17 Contracted orthodontic activity (UOA)	0
Carry forward orthodontic activity (UOA)	0
Baseline contract value	£24,838.70

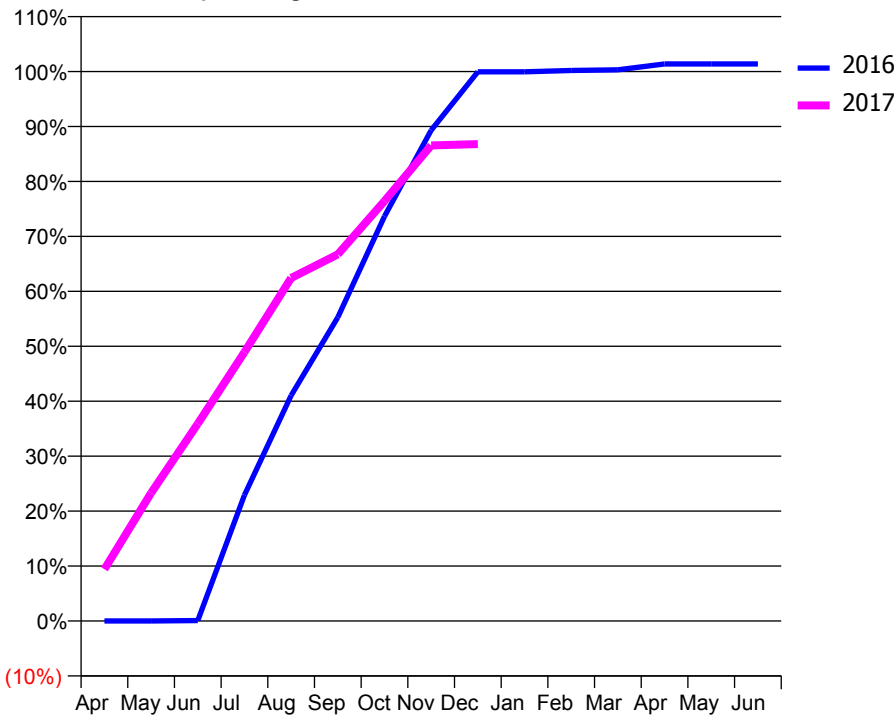
ACCESS*

Patients seen in 24 months	Total	Change since previous quarter
Quarter ending December 2015	457	
Quarter ending March 2016	302	↓
Quarter ending June 2016	353	↑
Quarter ending September 2016	475	↑
Quarter ending December 2016	338	↓
Variance since December 2015	(26.0%)	↓



ACTIVITY

Cumulative percentage of contracted UDA delivered 2016 & 2017



Month	Adjusted Scheduled Activity (UDA)	
	2016	2017
April	0	115
May	0	283
June	1	437
July	279	595
August	499	759
September	672	811
October	895	929
November	1,086	1,052
December	1,215	1,055
January	1,215	
February	1,218	
March	1,220	
April	1,233	
May	1,233	
June	1,233	

QUALITY

	Quantity	Base Number	Contract	AT	Region	England
% of FP17s for the same patient ID Re-attending within 3 months - Children	9	192	4.7%	10.2%	11.9%	12.4%
% of FP17s for the same patient ID Re-attending within 3 months - Adults	32	308	10.4%	15.0%	16.5%	16.6%
% of FP17s for the same patient ID Re-attending between 3 & 9 months - Children	78	192	40.6%	61.4%	60.2%	57.5%
% of FP17s for the same patient ID Re-attending between 3 & 9 months - Adults	87	308	28.2%	53.0%	52.0%	50.4%
% of FP17s for Band 1 Urgent Courses	22	498	4.4%	8.1%	9.5%	9.1%
% of FP17s Relating to Free Repair or Replacements	8	498	1.6%	0.9%	0.7%	0.8%
% of FP17s Relating to Continuations	2	498	0.4%	1.5%	1.2%	1.3%
% of Patients satisfied with the dentistry they have received	0	0	N/A	94.0%	92.9%	92.7%
% of Patients satisfied with the time they had to wait for an appointment	0	0	N/A	89.4%	88.8%	88.8%

* This is based on patients treated on this contract for their most recent course of treatment. Figures in italics indicate the base number of FP17s or Patient Questionnaire responses are less than 100. N/A is shown where the base number of responses is less than 10 during the period. % is calculated as Quantity/Base number*100

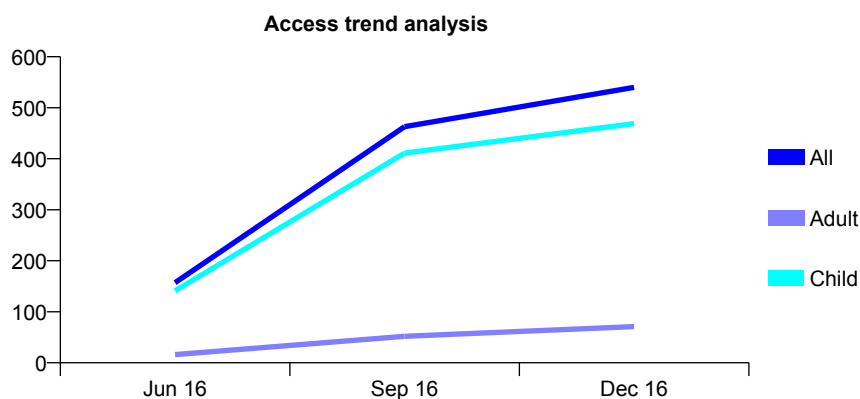
Q66 - Vital Signs At a Glance Contract Report for 100076/0000 - December 2016

Name or company name	Hayle Dental Practice Partnership
Contract type name	GDS Contract
Purpose of contract	General
Contract start date	01/04/2016
Contract end date	

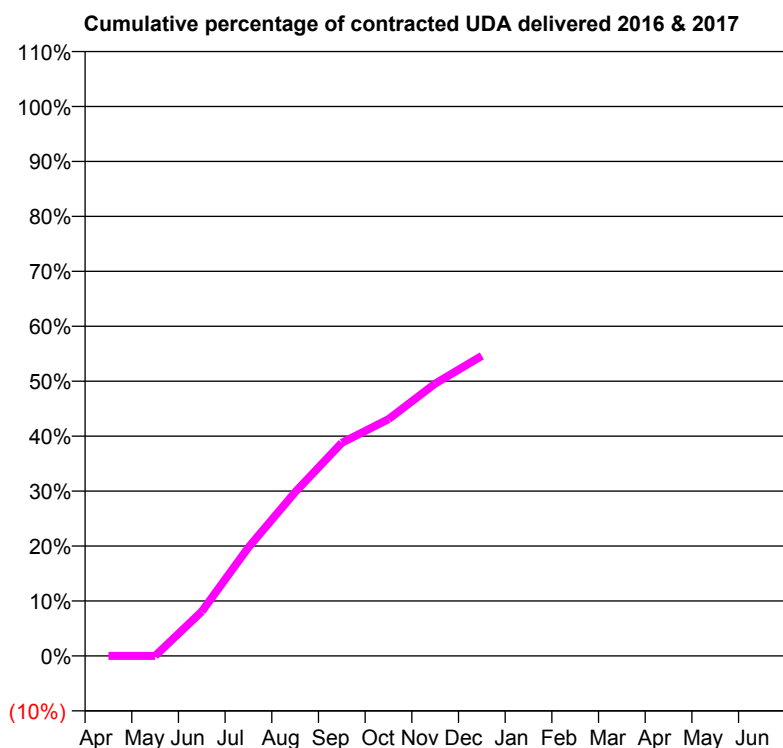
16/17 Contracted general activity (UDA)	1,557
Carry forward general activity (UDA)	0
16/17 Contracted orthodontic activity (UOA)	0
Carry forward orthodontic activity (UOA)	0
Baseline contract value	£40,616.06

ACCESS*

Patients seen in 24 months	Total	Change since previous quarter
Quarter ending December 2015	0	
Quarter ending March 2016	0	
Quarter ending June 2016	157	↑
Quarter ending September 2016	463	↑
Quarter ending December 2016	540	↑
Variance since December 2015	N/A	



ACTIVITY



Month	Adjusted Scheduled Activity (UDA)	
	2016	2017
April	0	0
May	0	0
June	0	126
July	0	308
August	0	464
September	0	604
October	0	671
November	0	772
December	0	850
January	0	
February	0	
March	0	
April	0	
May	0	
June	0	

QUALITY

	Quantity	Base Number	Contract	AT	Region	England
% of FP17s for the same patient ID Re-attending within 3 months - Children	25	587	4.3%	10.5%	11.9%	12.4%
% of FP17s for the same patient ID Re-attending within 3 months - Adults	3	69	4.3%	15.9%	16.5%	16.6%
% of FP17s for the same patient ID Re-attending between 3 & 9 months - Children	68	587	11.6%	58.4%	60.2%	57.5%
% of FP17s for the same patient ID Re-attending between 3 & 9 months - Adults	6	69	8.7%	49.8%	52.0%	50.4%
% of FP17s for Band 1 Urgent Courses	26	656	4.0%	10.4%	9.5%	9.1%
% of FP17s Relating to Free Repair or Replacements	0	656	0.0%	0.9%	0.7%	0.8%
% of FP17s Relating to Continuations	2	656	0.3%	1.4%	1.2%	1.3%
% of Patients satisfied with the dentistry they have received	0	0	N/A	93.0%	92.9%	92.7%
% of Patients satisfied with the time they had to wait for an appointment	0	0	N/A	87.7%	88.8%	88.8%

* This is based on patients treated on this contract for their most recent course of treatment. Figures in italics indicate the base number of FP17s or Patient Questionnaire responses are less than 100. N/A is shown where the base number of responses is less than 10 during the period. % is calculated as Quantity/Base number*100

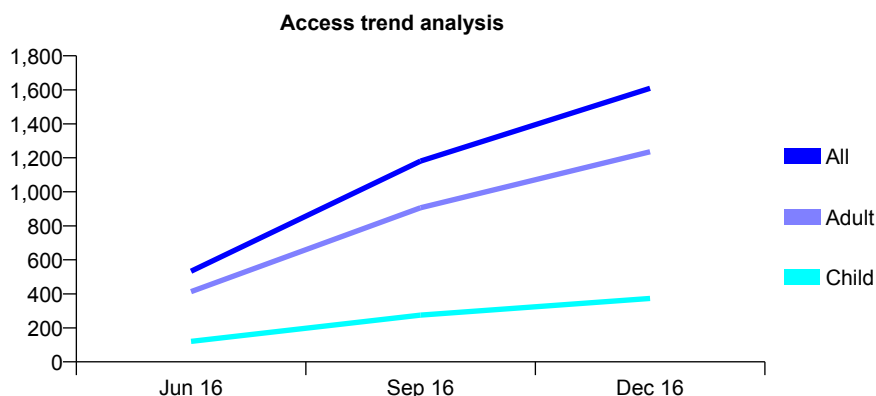
Q66 - Vital Signs At a Glance Contract Report for 100083/0000 - December 2016

Name or company name	PCH Dental CIC
Contract type name	GDS Contract
Purpose of contract	General
Contract start date	01/04/2016
Contract end date	

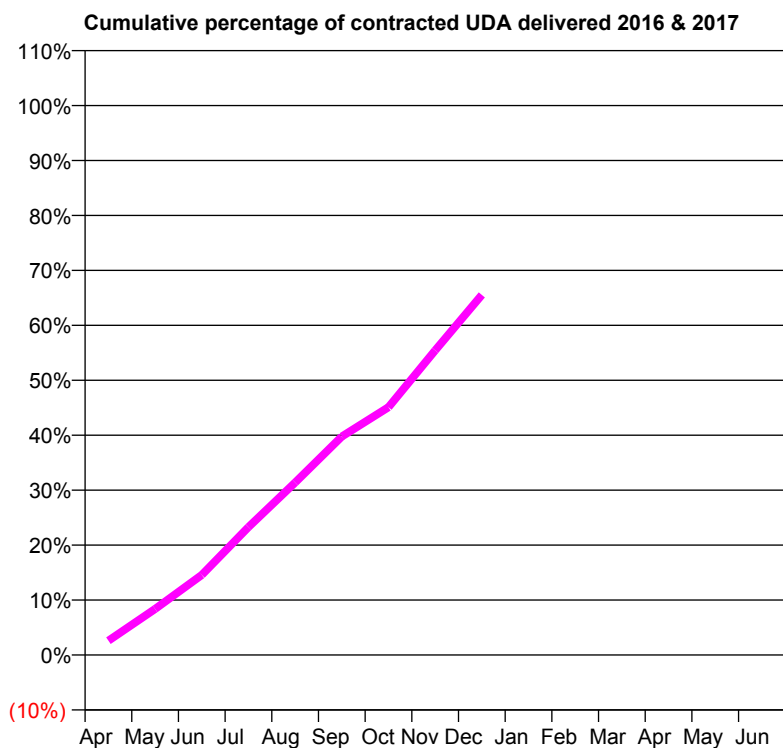
16/17 Contracted general activity (UDA)	7,750
Carry forward general activity (UDA)	0
16/17 Contracted orthodontic activity (UOA)	0
Carry forward orthodontic activity (UOA)	0
Baseline contract value	£217,260.25

ACCESS*

Patients seen in 24 months	Total	Change since previous quarter
Quarter ending December 2015	0	
Quarter ending March 2016	0	
Quarter ending June 2016	533	↑
Quarter ending September 2016	1,181	↑
Quarter ending December 2016	1,609	↑
Variance since December 2015	N/A	



ACTIVITY



Month	Adjusted Scheduled Activity (UDA)	
	2016	2017
April	0	202
May	0	650
June	0	1,129
July	0	1,805
August	0	2,432
September	0	3,081
October	0	3,495
November	0	4,297
December	0	5,078
January	0	
February	0	
March	0	
April	0	
May	0	
June	0	

QUALITY

	Quantity	Base Number	Contract	AT	Region	England
% of FP17s for the same patient ID Re-attending within 3 months - Children	24	462	5.2%	10.5%	11.9%	12.4%
% of FP17s for the same patient ID Re-attending within 3 months - Adults	217	1,705	12.7%	15.9%	16.5%	16.6%
% of FP17s for the same patient ID Re-attending between 3 & 9 months - Children	55	462	11.9%	58.4%	60.2%	57.5%
% of FP17s for the same patient ID Re-attending between 3 & 9 months - Adults	223	1,705	13.1%	49.8%	52.0%	50.4%
% of FP17s for Band 1 Urgent Courses	150	2,167	6.9%	10.4%	9.5%	9.1%
% of FP17s Relating to Free Repair or Replacements	26	2,167	1.2%	0.9%	0.7%	0.8%
% of FP17s Relating to Continuations	20	2,167	0.9%	1.4%	1.2%	1.3%
% of Patients satisfied with the dentistry they have received	0	0	N/A	93.0%	92.9%	92.7%
% of Patients satisfied with the time they had to wait for an appointment	0	0	N/A	87.7%	88.8%	88.8%

* This is based on patients treated on this contract for their most recent course of treatment. Figures in italics indicate the base number of FP17s or Patient Questionnaire responses are less than 100. N/A is shown where the base number of responses is less than 10 during the period. % is calculated as Quantity/Base number*100

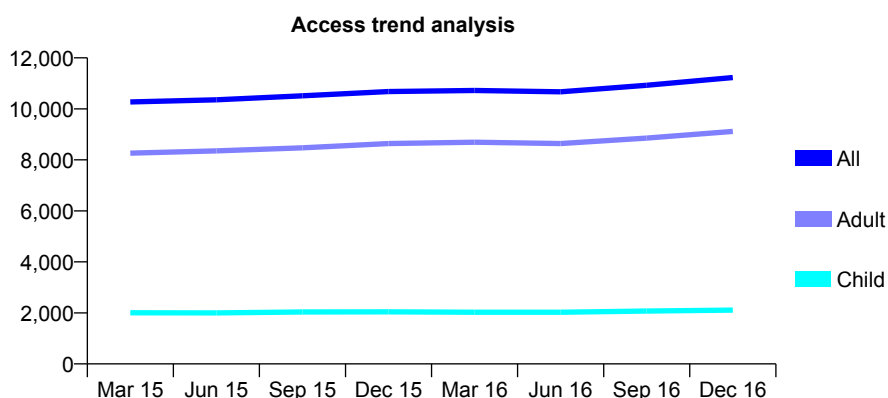
Q66 - Vital Signs At a Glance Contract Report for 101192/0007 - December 2016

Name or company name	Community Dental Centres Ltd
Contract type name	GDS Contract
Purpose of contract	General and Orthodontic
Contract start date	01/04/2006
Contract end date	

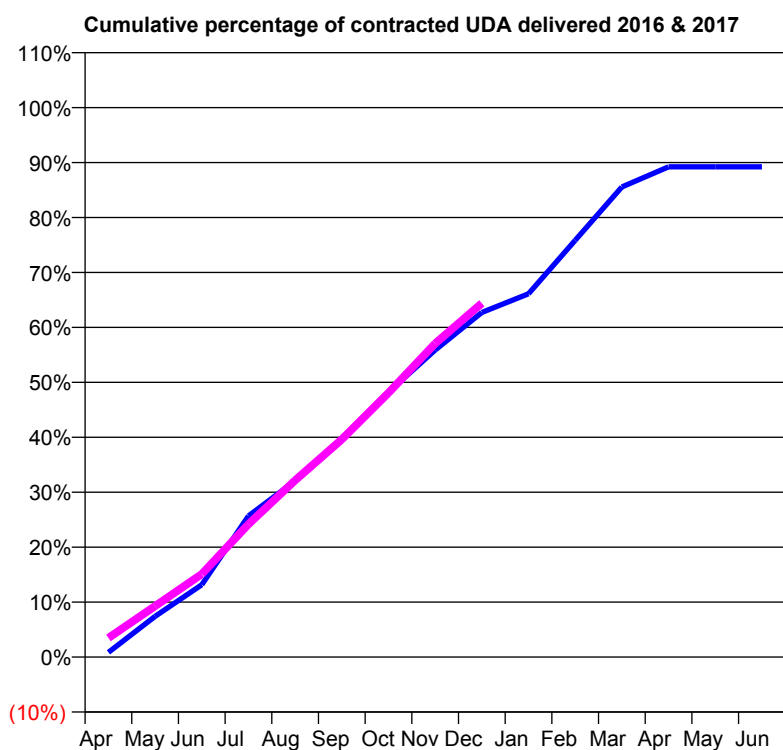
16/17 Contracted general activity (UDA)	36,000
Carry forward general activity (UDA)	0
16/17 Contracted orthodontic activity (UOA)	3,677
Carry forward orthodontic activity (UOA)	0
Baseline contract value	£1,196,190.31

ACCESS*

Patients seen in 24 months	Total	Change since previous quarter
Quarter ending December 2015	10,679	
Quarter ending March 2016	10,719	→
Quarter ending June 2016	10,669	→
Quarter ending September 2016	10,926	↑
Quarter ending December 2016	11,227	↑
Variance since December 2015	5.1%	↑



ACTIVITY



Month	Adjusted Scheduled Activity (UDA)	
	2016	2017
April	306	1,253
May	2,668	3,345
June	4,739	5,440
July	9,243	8,702
August	11,544	11,583
September	14,249	14,265
October	17,353	17,313
November	20,112	20,544
December	22,576	23,181
January	23,801	
February	27,304	
March	30,797	
April	32,114	
May	32,117	
June	32,115	

QUALITY

	Quantity	Base Number	Contract	AT	Region	England
% of FP17s for the same patient ID Re-attending within 3 months - Children	100	1,871	5.3%	10.5%	11.9%	12.4%
% of FP17s for the same patient ID Re-attending within 3 months - Adults	993	8,266	12.0%	15.9%	16.5%	16.6%
% of FP17s for the same patient ID Re-attending between 3 & 9 months - Children	944	1,871	50.5%	58.4%	60.2%	57.5%
% of FP17s for the same patient ID Re-attending between 3 & 9 months - Adults	4,109	8,266	49.7%	49.8%	52.0%	50.4%
% of FP17s for Band 1 Urgent Courses	777	9,725	8.0%	10.4%	9.5%	9.1%
% of FP17s Relating to Free Repair or Replacements	47	9,725	0.5%	0.9%	0.7%	0.8%
% of FP17s Relating to Continuations	85	9,725	0.9%	1.4%	1.2%	1.3%
% of Patients satisfied with the dentistry they have received	20	21	95.2%	93.0%	92.9%	92.7%
% of Patients satisfied with the time they had to wait for an appointment	17	21	81.0%	87.7%	88.8%	88.8%

* This is based on patients treated on this contract for their most recent course of treatment. Figures in italics indicate the base number of FP17s or Patient Questionnaire responses are less than 100. N/A is shown where the base number of responses is less than 10 during the period. % is calculated as Quantity/Base number*100

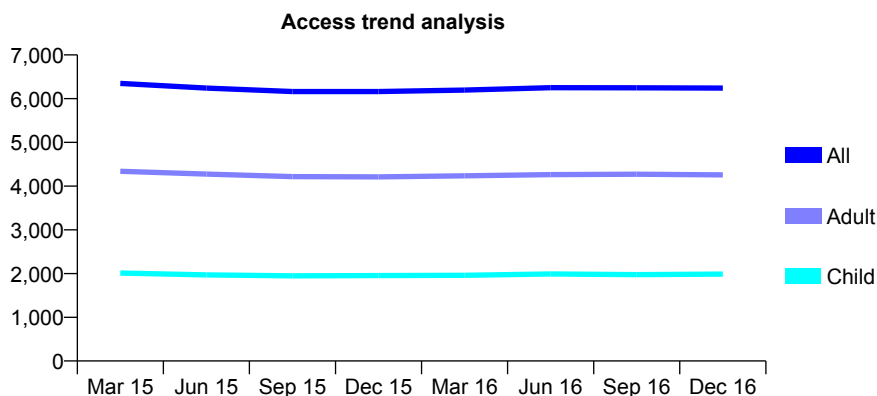
Q66 - Vital Signs At a Glance Contract Report for 101281/0062 - December 2016

Name or company name	OASIS DENTAL CARE LTD
Contract type name	GDS Contract
Purpose of contract	General
Contract start date	01/04/2006
Contract end date	

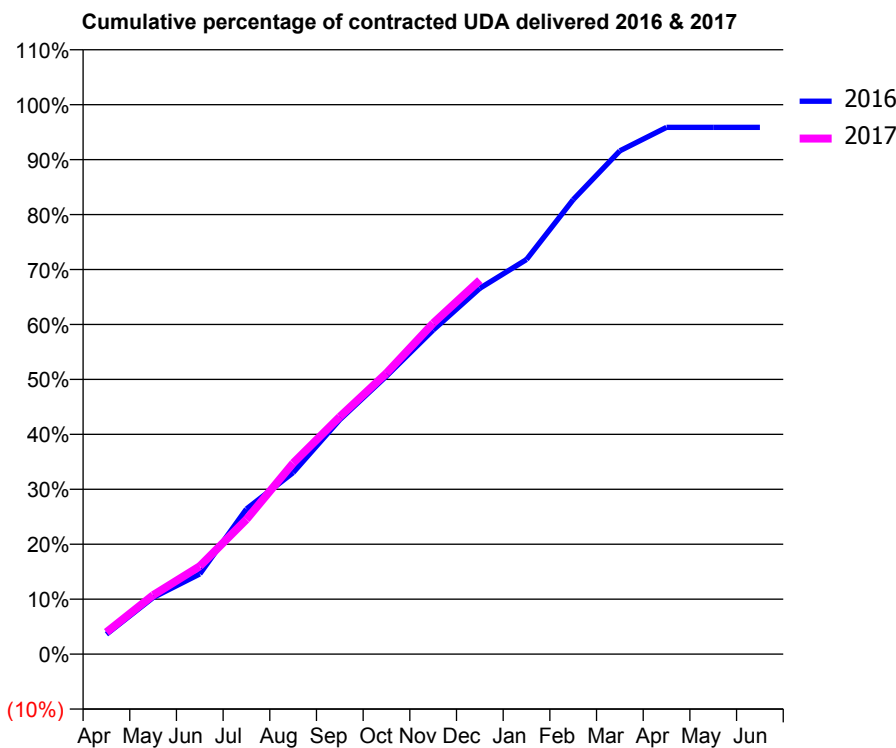
16/17 Contracted general activity (UDA)	17,010
Carry forward general activity (UDA)	0
16/17 Contracted orthodontic activity (UOA)	0
Carry forward orthodontic activity (UOA)	0
Baseline contract value	£381,549.95

ACCESS*

Patients seen in 24 months	Total	Change since previous quarter
Quarter ending December 2015	6,163	
Quarter ending March 2016	6,196	→
Quarter ending June 2016	6,251	→
Quarter ending September 2016	6,247	→
Quarter ending December 2016	6,243	→
Variance since December 2015	1.3%	→



ACTIVITY



Month	Adjusted Scheduled Activity (UDA)	
	2016	2017
April	618	679
May	1,753	1,828
June	2,482	2,723
July	4,491	4,171
August	5,619	5,914
September	7,261	7,351
October	8,609	8,697
November	10,032	10,245
December	11,323	11,578
January	12,218	
February	14,071	
March	15,582	
April	16,306	
May	16,306	
June	16,308	

QUALITY

	Quantity	Base Number	Contract	AT	Region	England
% of FP17s for the same patient ID Re-attending within 3 months - Children	143	2,477	5.8%	10.5%	11.9%	12.4%
% of FP17s for the same patient ID Re-attending within 3 months - Adults	550	4,776	11.5%	15.9%	16.5%	16.6%
% of FP17s for the same patient ID Re-attending between 3 & 9 months - Children	1,768	2,477	71.4%	58.4%	60.2%	57.5%
% of FP17s for the same patient ID Re-attending between 3 & 9 months - Adults	3,009	4,776	63.0%	49.8%	52.0%	50.4%
% of FP17s for Band 1 Urgent Courses	281	6,866	4.1%	10.4%	9.5%	9.1%
% of FP17s Relating to Free Repair or Replacements	44	6,866	0.6%	0.9%	0.7%	0.8%
% of FP17s Relating to Continuations	33	6,866	0.5%	1.4%	1.2%	1.3%
% of Patients satisfied with the dentistry they have received	8	9	N/A	93.0%	92.9%	92.7%
% of Patients satisfied with the time they had to wait for an appointment	8	9	N/A	87.7%	88.8%	88.8%

* This is based on patients treated on this contract for their most recent course of treatment. Figures in italics indicate the base number of FP17s or Patient Questionnaire responses are less than 100. N/A is shown where the base number of responses is less than 10 during the period. % is calculated as Quantity/Base number*100

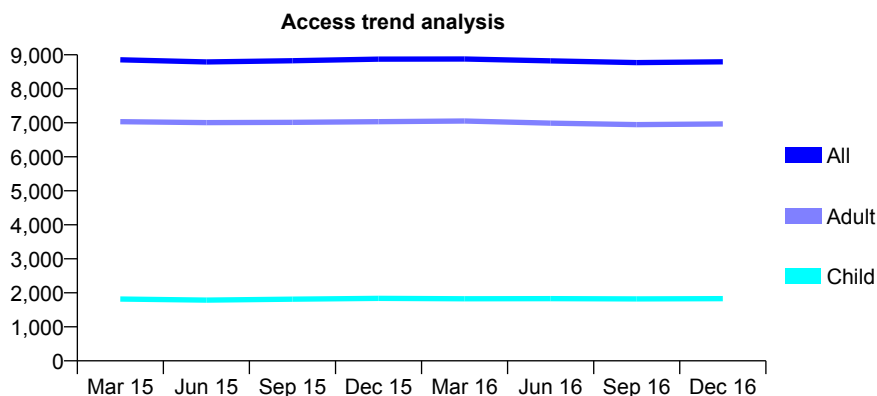
Q66 - Vital Signs At a Glance Contract Report for 101281/0165 - December 2016

Name or company name	OASIS DENTAL CARE LTD
Contract type name	GDS Contract
Purpose of contract	General
Contract start date	10/04/2007
Contract end date	

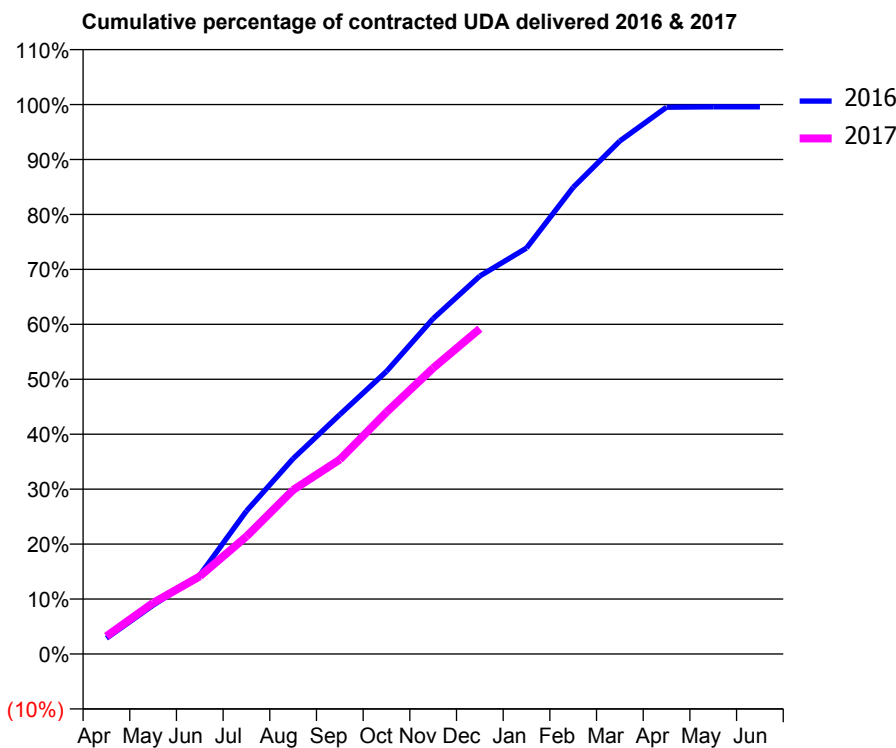
16/17 Contracted general activity (UDA)	30,000
Carry forward general activity (UDA)	125
16/17 Contracted orthodontic activity (UOA)	0
Carry forward orthodontic activity (UOA)	0
Baseline contract value	£686,771.85

ACCESS*

Patients seen in 24 months	Total	Change since previous quarter
Quarter ending December 2015	8,871	
Quarter ending March 2016	8,877	→
Quarter ending June 2016	8,820	→
Quarter ending September 2016	8,771	→
Quarter ending December 2016	8,796	→
Variance since December 2015	(0.8%)	→



ACTIVITY



Month	Adjusted Scheduled Activity (UDA)	
	2016	2017
April	866	973
May	2,667	2,793
June	4,306	4,239
July	7,804	6,416
August	10,669	8,957
September	13,070	10,621
October	15,427	13,199
November	18,313	15,612
December	20,634	17,762
January	22,166	
February	25,477	
March	28,008	
April	29,852	
May	29,874	
June	29,875	

QUALITY

	Quantity	Base Number	Contract	AT	Region	England
% of FP17s for the same patient ID Re-attending within 3 months - Children	115	1,943	5.9%	10.5%	11.9%	12.4%
% of FP17s for the same patient ID Re-attending within 3 months - Adults	1,115	7,457	15.0%	15.9%	16.5%	16.6%
% of FP17s for the same patient ID Re-attending between 3 & 9 months - Children	1,064	1,943	54.8%	58.4%	60.2%	57.5%
% of FP17s for the same patient ID Re-attending between 3 & 9 months - Adults	4,041	7,457	54.2%	49.8%	52.0%	50.4%
% of FP17s for Band 1 Urgent Courses	695	8,713	8.0%	10.4%	9.5%	9.1%
% of FP17s Relating to Free Repair or Replacements	89	8,713	1.0%	0.9%	0.7%	0.8%
% of FP17s Relating to Continuations	103	8,713	1.2%	1.4%	1.2%	1.3%
% of Patients satisfied with the dentistry they have received	26	30	86.7%	93.0%	92.9%	92.7%
% of Patients satisfied with the time they had to wait for an appointment	26	30	86.7%	87.7%	88.8%	88.8%

* This is based on patients treated on this contract for their most recent course of treatment. Figures in italics indicate the base number of FP17s or Patient Questionnaire responses are less than 100. N/A is shown where the base number of responses is less than 10 during the period. % is calculated as Quantity/Base number*100

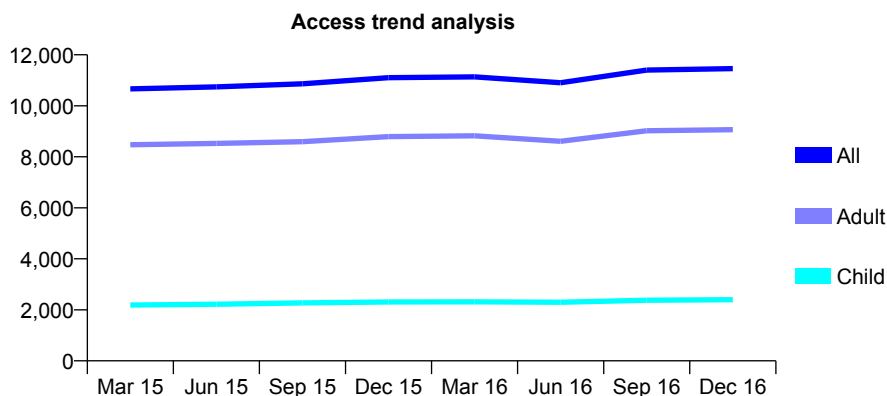
Q66 - Vital Signs At a Glance Contract Report for 101281/0169 - December 2016

Name or company name	OASIS DENTAL CARE LTD
Contract type name	GDS Contract
Purpose of contract	General
Contract start date	01/06/2007
Contract end date	

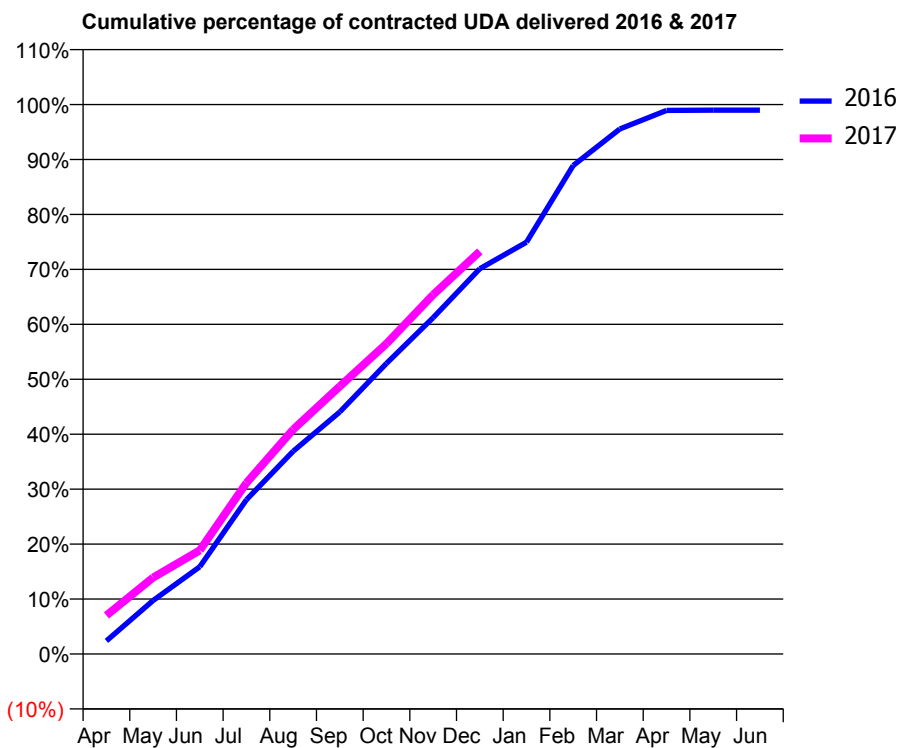
16/17 Contracted general activity (UDA)	33,000
Carry forward general activity (UDA)	-660
16/17 Contracted orthodontic activity (UOA)	0
Carry forward orthodontic activity (UOA)	0
Baseline contract value	£735,120.84

ACCESS*

Patients seen in 24 months	Total	Change since previous quarter
Quarter ending December 2015	11,101	
Quarter ending March 2016	11,135	→
Quarter ending June 2016	10,907	↓
Quarter ending September 2016	11,399	↑
Quarter ending December 2016	11,460	→
Variance since December 2015	3.2%	↑



ACTIVITY



Month	Adjusted Scheduled Activity (UDA)	
	2016	2017
April	786	2,321
May	3,216	4,593
June	5,242	6,223
July	9,267	10,276
August	12,177	13,483
September	14,540	16,075
October	17,457	18,636
November	20,201	21,580
December	23,143	24,182
January	24,732	
February	29,336	
March	31,533	
April	32,645	
May	32,659	
June	32,658	

QUALITY

	Quantity	Base Number	Contract	AT	Region	England
% of FP17s for the same patient ID Re-attending within 3 months - Children	219	2,846	7.7%	10.5%	11.9%	12.4%
% of FP17s for the same patient ID Re-attending within 3 months - Adults	1,904	10,866	17.5%	15.9%	16.5%	16.6%
% of FP17s for the same patient ID Re-attending between 3 & 9 months - Children	1,814	2,846	63.7%	58.4%	60.2%	57.5%
% of FP17s for the same patient ID Re-attending between 3 & 9 months - Adults	6,469	10,866	59.5%	49.8%	52.0%	50.4%
% of FP17s for Band 1 Urgent Courses	1,508	12,832	11.8%	10.4%	9.5%	9.1%
% of FP17s Relating to Free Repair or Replacements	210	12,832	1.6%	0.9%	0.7%	0.8%
% of FP17s Relating to Continuations	101	12,832	0.8%	1.4%	1.2%	1.3%
% of Patients satisfied with the dentistry they have received	16	16	100.0%	93.0%	92.9%	92.7%
% of Patients satisfied with the time they had to wait for an appointment	15	16	93.8%	87.7%	88.8%	88.8%

* This is based on patients treated on this contract for their most recent course of treatment. Figures in italics indicate the base number of FP17s or Patient Questionnaire responses are less than 100. N/A is shown where the base number of responses is less than 10 during the period. % is calculated as Quantity/Base number*100

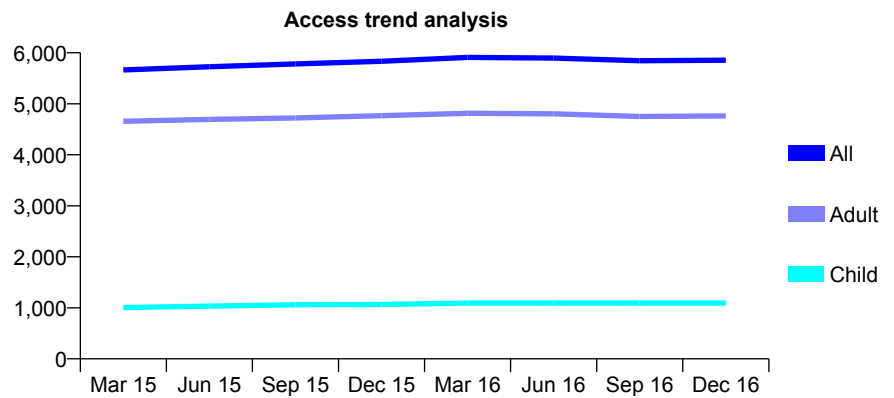
Q66 - Vital Signs At a Glance Contract Report for 101338/0027 - December 2016

Name or company name	Whitecross Dental Care Limited
Contract type name	GDS Contract
Purpose of contract	General
Contract start date	01/04/2006
Contract end date	

16/17 Contracted general activity (UDA)	19,823
Carry forward general activity (UDA)	0
16/17 Contracted orthodontic activity (UOA)	0
Carry forward orthodontic activity (UOA)	0
Baseline contract value	£571,761.71

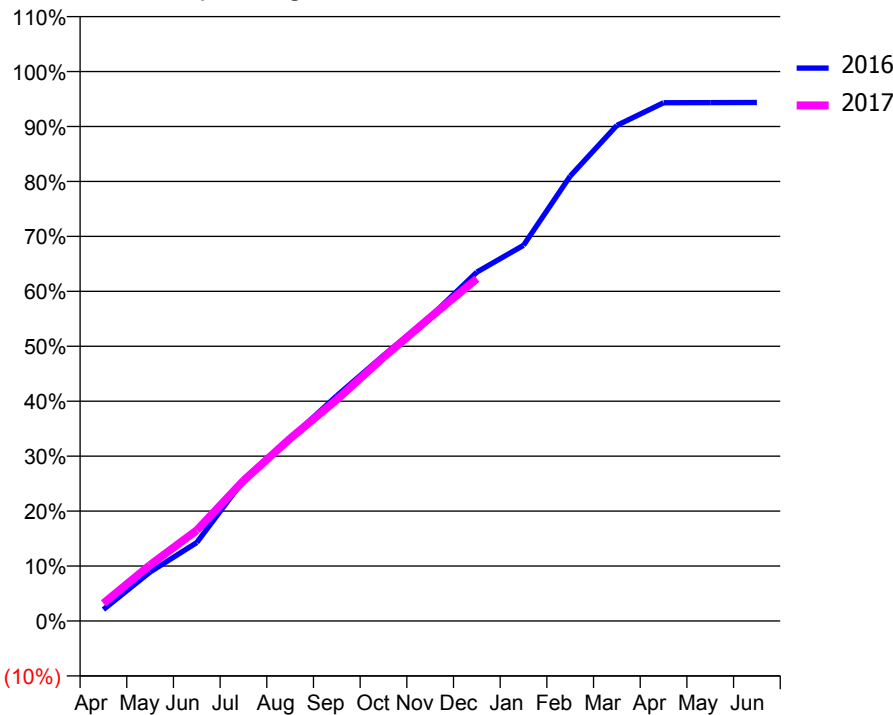
ACCESS*

Patients seen in 24 months	Total	Change since previous quarter
Quarter ending December 2015	5,833	
Quarter ending March 2016	5,910	→
Quarter ending June 2016	5,897	→
Quarter ending September 2016	5,844	→
Quarter ending December 2016	5,855	→
Variance since December 2015	0.4%	→



ACTIVITY

Cumulative percentage of contracted UDA delivered 2016 & 2017



Month	Adjusted Scheduled Activity (UDA)	
	2016	2017
April	415	637
May	1,769	2,025
June	2,833	3,273
July	5,076	5,061
August	6,584	6,582
September	8,126	7,989
October	9,581	9,514
November	10,969	10,949
December	12,588	12,352
January	13,554	
February	16,052	
March	17,876	
April	18,698	
May	18,703	
June	18,704	

QUALITY

	Quantity	Base Number	Contract	AT	Region	England
% of FP17s for the same patient ID Re-attending within 3 months - Children	67	1,102	6.1%	10.5%	11.9%	12.4%
% of FP17s for the same patient ID Re-attending within 3 months - Adults	977	5,284	18.5%	15.9%	16.5%	16.6%
% of FP17s for the same patient ID Re-attending between 3 & 9 months - Children	682	1,102	61.9%	58.4%	60.2%	57.5%
% of FP17s for the same patient ID Re-attending between 3 & 9 months - Adults	3,036	5,284	57.5%	49.8%	52.0%	50.4%
% of FP17s for Band 1 Urgent Courses	561	6,037	9.3%	10.4%	9.5%	9.1%
% of FP17s Relating to Free Repair or Replacements	51	6,037	0.8%	0.9%	0.7%	0.8%
% of FP17s Relating to Continuations	215	6,037	3.6%	1.4%	1.2%	1.3%
% of Patients satisfied with the dentistry they have received	27	29	93.1%	93.0%	92.9%	92.7%
% of Patients satisfied with the time they had to wait for an appointment	26	29	89.7%	87.7%	88.8%	88.8%

* This is based on patients treated on this contract for their most recent course of treatment. Figures in italics indicate the base number of FP17s or Patient Questionnaire responses are less than 100. N/A is shown where the base number of responses is less than 10 during the period. % is calculated as Quantity/Base number*100

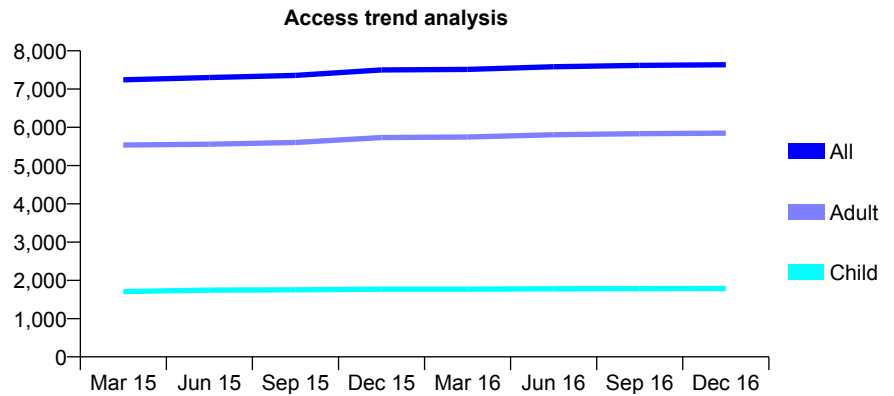
Q66 - Vital Signs At a Glance Contract Report for 101338/0077 - December 2016

Name or company name	Whitecross Dental Care Limited
Contract type name	GDS Contract
Purpose of contract	General
Contract start date	09/03/2009
Contract end date	

16/17 Contracted general activity (UDA)	20,500
Carry forward general activity (UDA)	-199
16/17 Contracted orthodontic activity (UOA)	0
Carry forward orthodontic activity (UOA)	0
Baseline contract value	£539,789.48

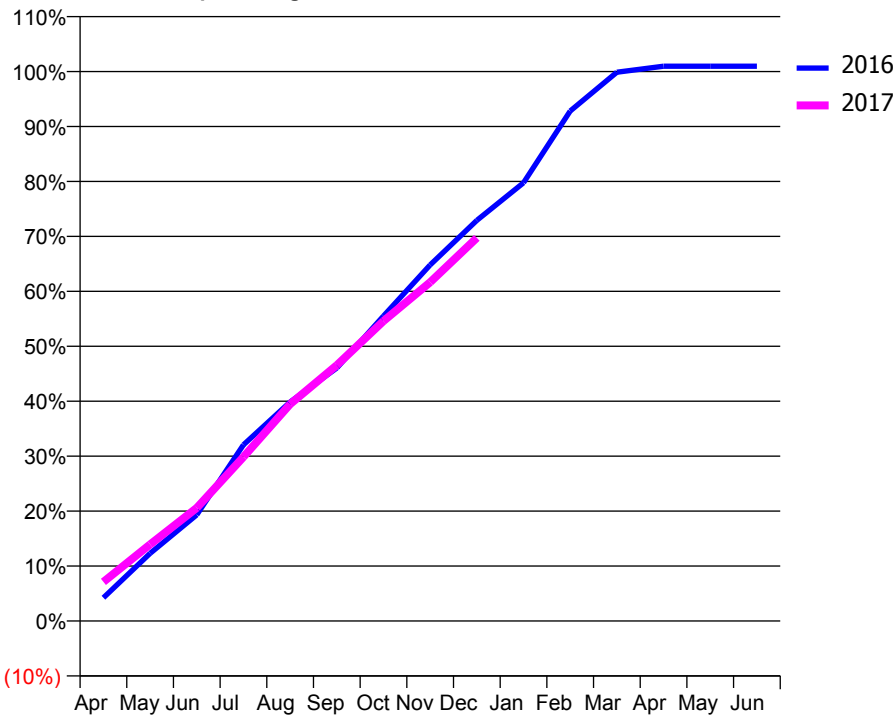
ACCESS*

Patients seen in 24 months	Total	Change since previous quarter
Quarter ending December 2015	7,501	
Quarter ending March 2016	7,513	→
Quarter ending June 2016	7,583	→
Quarter ending September 2016	7,618	→
Quarter ending December 2016	7,634	→
Variance since December 2015	1.8%	→



ACTIVITY

Cumulative percentage of contracted UDA delivered 2016 & 2017



Month	Adjusted Scheduled Activity (UDA)	
	2016	2017
April	868	1,461
May	2,523	2,860
June	3,964	4,223
July	6,574	6,124
August	8,173	8,093
September	9,440	9,545
October	11,381	11,188
November	13,283	12,640
December	14,949	14,296
January	16,347	
February	19,024	
March	20,474	
April	20,699	
May	20,699	
June	20,699	

QUALITY

	Quantity	Base Number	Contract	AT	Region	England
% of FP17s for the same patient ID Re-attending within 3 months - Children	107	1,486	7.2%	10.5%	11.9%	12.4%
% of FP17s for the same patient ID Re-attending within 3 months - Adults	571	4,472	12.8%	15.9%	16.5%	16.6%
% of FP17s for the same patient ID Re-attending between 3 & 9 months - Children	600	1,486	40.4%	58.4%	60.2%	57.5%
% of FP17s for the same patient ID Re-attending between 3 & 9 months - Adults	1,560	4,472	34.9%	49.8%	52.0%	50.4%
% of FP17s for Band 1 Urgent Courses	387	5,837	6.6%	10.4%	9.5%	9.1%
% of FP17s Relating to Free Repair or Replacements	35	5,837	0.6%	0.9%	0.7%	0.8%
% of FP17s Relating to Continuations	117	5,837	2.0%	1.4%	1.2%	1.3%
% of Patients satisfied with the dentistry they have received	17	18	94.4%	93.0%	92.9%	92.7%
% of Patients satisfied with the time they had to wait for an appointment	13	18	72.2%	87.7%	88.8%	88.8%

* This is based on patients treated on this contract for their most recent course of treatment. Figures in italics indicate the base number of FP17s or Patient Questionnaire responses are less than 100. N/A is shown where the base number of responses is less than 10 during the period. % is calculated as Quantity/Base number*100

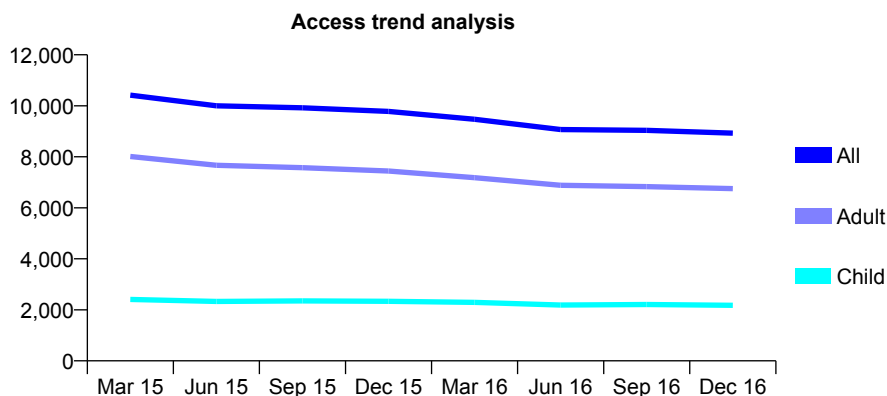
Q66 - Vital Signs At a Glance Contract Report for 101338/0078 - December 2016

Name or company name	Whitecross Dental Care Limited
Contract type name	GDS Contract
Purpose of contract	General
Contract start date	15/04/2009
Contract end date	

16/17 Contracted general activity (UDA)	29,000
Carry forward general activity (UDA)	0
16/17 Contracted orthodontic activity (UOA)	0
Carry forward orthodontic activity (UOA)	0
Baseline contract value	£654,518.27

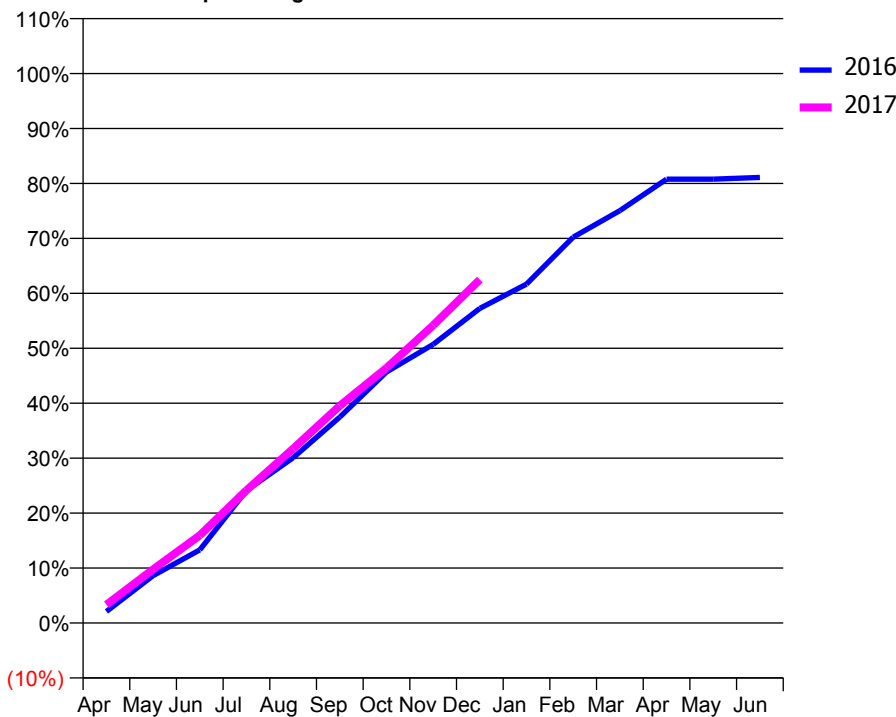
ACCESS*

Patients seen in 24 months	Total	Change since previous quarter
Quarter ending December 2015	9,781	
Quarter ending March 2016	9,473	↓
Quarter ending June 2016	9,070	↓
Quarter ending September 2016	9,040	→
Quarter ending December 2016	8,930	↓
Variance since December 2015	(8.7%)	↓



ACTIVITY

Cumulative percentage of contracted UDA delivered 2016 & 2017



Month	Adjusted Scheduled Activity (UDA)	
	2016	2017
April	747	969
May	3,063	2,834
June	4,726	4,626
July	8,560	7,003
August	10,678	9,204
September	13,306	11,468
October	16,216	13,456
November	18,003	15,714
December	20,323	18,123
January	21,893	
February	24,925	
March	26,645	
April	28,672	
May	28,674	
June	28,783	

QUALITY

	Quantity	Base Number	Contract	AT	Region	England
% of FP17s for the same patient ID Re-attending within 3 months - Children	138	2,334	5.9%	10.5%	11.9%	12.4%
% of FP17s for the same patient ID Re-attending within 3 months - Adults	760	6,897	11.0%	15.9%	16.5%	16.6%
% of FP17s for the same patient ID Re-attending between 3 & 9 months - Children	1,277	2,334	54.7%	58.4%	60.2%	57.5%
% of FP17s for the same patient ID Re-attending between 3 & 9 months - Adults	3,840	6,897	55.7%	49.8%	52.0%	50.4%
% of FP17s for Band 1 Urgent Courses	358	8,189	4.4%	10.4%	9.5%	9.1%
% of FP17s Relating to Free Repair or Replacements	36	8,189	0.4%	0.9%	0.7%	0.8%
% of FP17s Relating to Continuations	149	8,189	1.8%	1.4%	1.2%	1.3%
% of Patients satisfied with the dentistry they have received	9	9	N/A	93.0%	92.9%	92.7%
% of Patients satisfied with the time they had to wait for an appointment	8	9	N/A	87.7%	88.8%	88.8%

* This is based on patients treated on this contract for their most recent course of treatment. Figures in italics indicate the base number of FP17s or Patient Questionnaire responses are less than 100. N/A is shown where the base number of responses is less than 10 during the period. % is calculated as Quantity/Base number*100

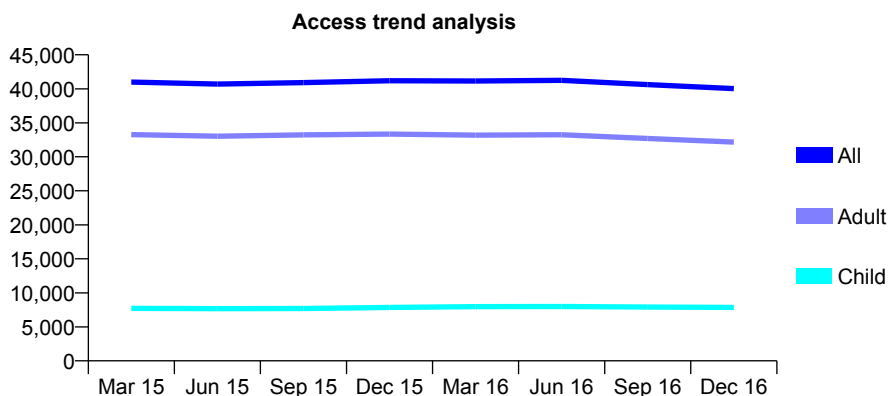
Q66 - Vital Signs At a Glance Contract Report for 101338/0084 - December 2016

Name or company name	Whitecross Dental Care Limited
Contract type name	GDS Contract
Purpose of contract	General
Contract start date	01/04/2009
Contract end date	

16/17 Contracted general activity (UDA)	130,501
Carry forward general activity (UDA)	0
16/17 Contracted orthodontic activity (UOA)	0
Carry forward orthodontic activity (UOA)	0
Baseline contract value	£3,459,845.81

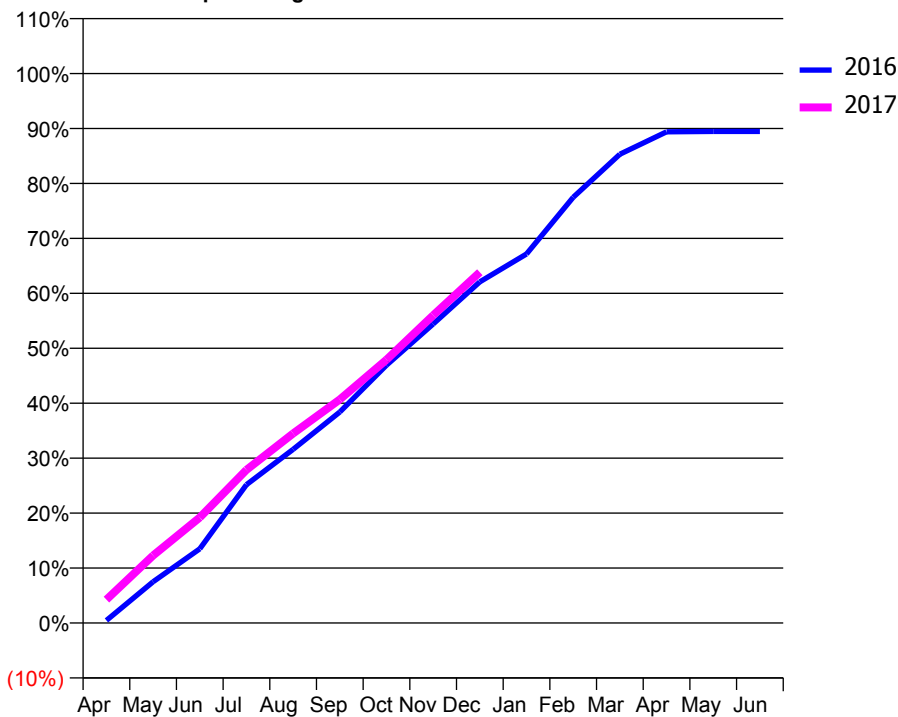
ACCESS*

Patients seen in 24 months	Total	Change since previous quarter
Quarter ending December 2015	41,195	
Quarter ending March 2016	41,149	→
Quarter ending June 2016	41,243	→
Quarter ending September 2016	40,613	↓
Quarter ending December 2016	40,021	↓
Variance since December 2015	(2.8%)	↓



ACTIVITY

Cumulative percentage of contracted UDA delivered 2016 & 2017



Month	Adjusted Scheduled Activity (UDA)	
	2016	2017
April	602	5,549
May	9,790	16,047
June	17,638	25,054
July	32,857	36,370
August	41,252	45,009
September	50,104	53,077
October	61,224	62,514
November	71,033	73,089
December	81,018	83,305
January	87,642	
February	101,111	
March	111,338	
April	116,658	
May	116,741	
June	116,752	

QUALITY

	Quantity	Base Number	Contract	AT	Region	England
% of FP17s for the same patient ID Re-attending within 3 months - Children	435	7,971	5.5%	10.5%	11.9%	12.4%
% of FP17s for the same patient ID Re-attending within 3 months - Adults	4,512	32,107	14.1%	15.9%	16.5%	16.6%
% of FP17s for the same patient ID Re-attending between 3 & 9 months - Children	4,513	7,971	56.6%	58.4%	60.2%	57.5%
% of FP17s for the same patient ID Re-attending between 3 & 9 months - Adults	16,753	32,107	52.2%	49.8%	52.0%	50.4%
% of FP17s for Band 1 Urgent Courses	3,335	37,744	8.8%	10.4%	9.5%	9.1%
% of FP17s Relating to Free Repair or Replacements	268	37,744	0.7%	0.9%	0.7%	0.8%
% of FP17s Relating to Continuations	732	37,744	1.9%	1.4%	1.2%	1.3%
% of Patients satisfied with the dentistry they have received	86	94	91.5%	93.0%	92.9%	92.7%
% of Patients satisfied with the time they had to wait for an appointment	86	94	91.5%	87.7%	88.8%	88.8%

* This is based on patients treated on this contract for their most recent course of treatment. Figures in italics indicate the base number of FP17s or Patient Questionnaire responses are less than 100. N/A is shown where the base number of responses is less than 10 during the period. % is calculated as Quantity/Base number*100

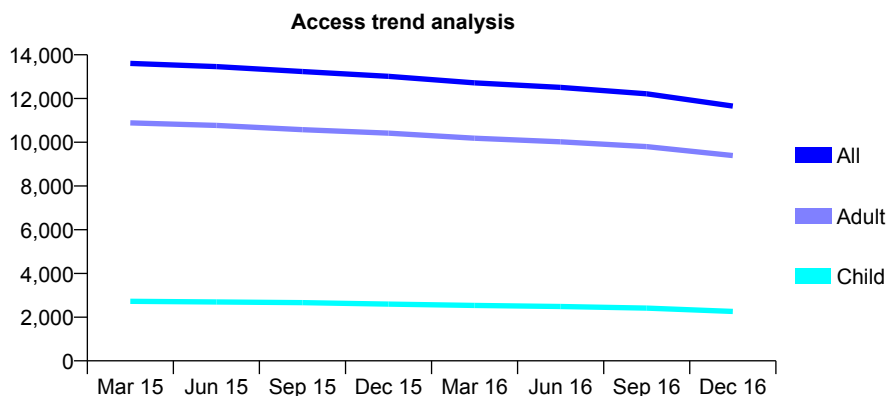
Q66 - Vital Signs At a Glance Contract Report for 101338/0131 - December 2016

Name or company name	Whitecross Dental Care Limited
Contract type name	GDS Contract
Purpose of contract	General
Contract start date	01/04/2011
Contract end date	

16/17 Contracted general activity (UDA)	34,511
Carry forward general activity (UDA)	0
16/17 Contracted orthodontic activity (UOA)	0
Carry forward orthodontic activity (UOA)	0
Baseline contract value	£962,694.69

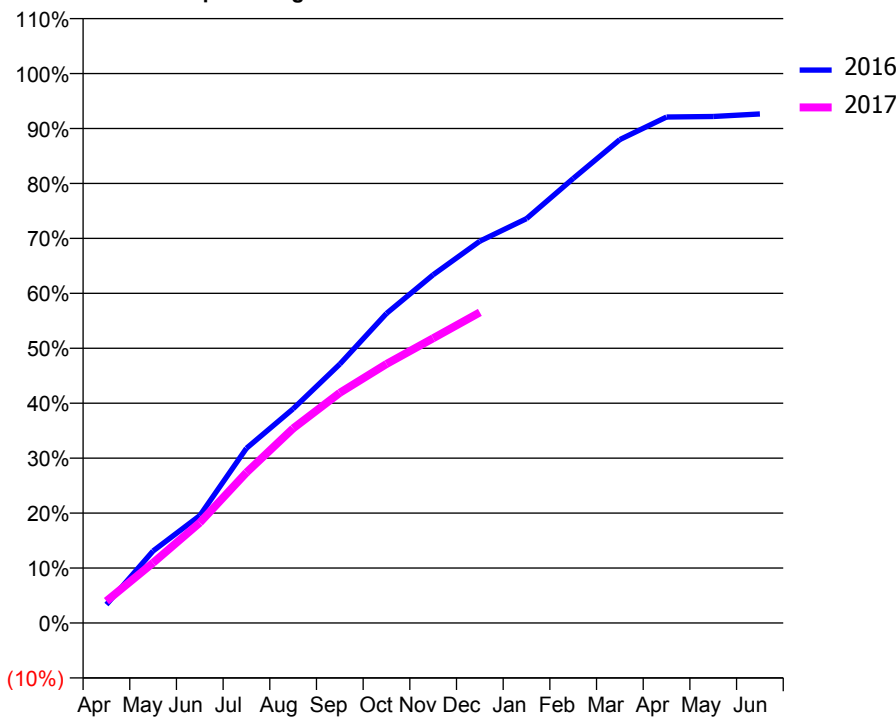
ACCESS*

Patients seen in 24 months	Total	Change since previous quarter
Quarter ending December 2015	13,016	
Quarter ending March 2016	12,716	↓
Quarter ending June 2016	12,508	↓
Quarter ending September 2016	12,215	↓
Quarter ending December 2016	11,654	↓
Variance since December 2015	(10.5%)	↓



ACTIVITY

Cumulative percentage of contracted UDA delivered 2016 & 2017



Month	Adjusted Scheduled Activity (UDA)	
	2016	2017
April	1,227	1,375
May	4,792	3,778
June	7,137	6,298
July	11,613	9,453
August	14,233	12,226
September	17,202	14,463
October	20,571	16,269
November	23,142	17,886
December	25,370	19,506
January	26,865	
February	29,538	
March	32,119	
April	33,616	
May	33,652	
June	33,827	

QUALITY

	Quantity	Base Number	Contract	AT	Region	England
% of FP17s for the same patient ID Re-attending within 3 months - Children	148	2,329	6.4%	10.5%	11.9%	12.4%
% of FP17s for the same patient ID Re-attending within 3 months - Adults	1,236	8,851	14.0%	15.9%	16.5%	16.6%
% of FP17s for the same patient ID Re-attending between 3 & 9 months - Children	1,424	2,329	61.1%	58.4%	60.2%	57.5%
% of FP17s for the same patient ID Re-attending between 3 & 9 months - Adults	5,006	8,851	56.6%	49.8%	52.0%	50.4%
% of FP17s for Band 1 Urgent Courses	836	10,267	8.1%	10.4%	9.5%	9.1%
% of FP17s Relating to Free Repair or Replacements	66	10,267	0.6%	0.9%	0.7%	0.8%
% of FP17s Relating to Continuations	218	10,267	2.1%	1.4%	1.2%	1.3%
% of Patients satisfied with the dentistry they have received	22	24	91.7%	93.0%	92.9%	92.7%
% of Patients satisfied with the time they had to wait for an appointment	23	24	95.8%	87.7%	88.8%	88.8%

* This is based on patients treated on this contract for their most recent course of treatment. Figures in italics indicate the base number of FP17s or Patient Questionnaire responses are less than 100. N/A is shown where the base number of responses is less than 10 during the period. % is calculated as Quantity/Base number*100

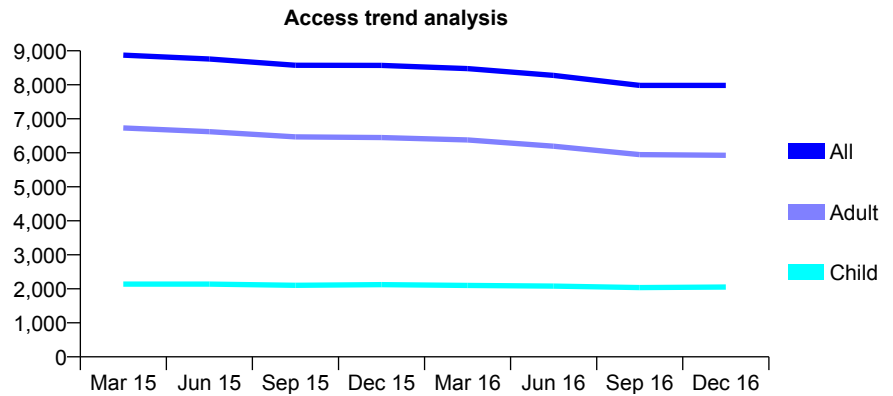
Q66 - Vital Signs At a Glance Contract Report for 101338/0144 - December 2016

Name or company name	Whitecross Dental Care Limited
Contract type name	GDS Contract
Purpose of contract	General
Contract start date	01/10/2012
Contract end date	

16/17 Contracted general activity (UDA)	24,078
Carry forward general activity (UDA)	0
16/17 Contracted orthodontic activity (UOA)	0
Carry forward orthodontic activity (UOA)	0
Baseline contract value	£574,577.84

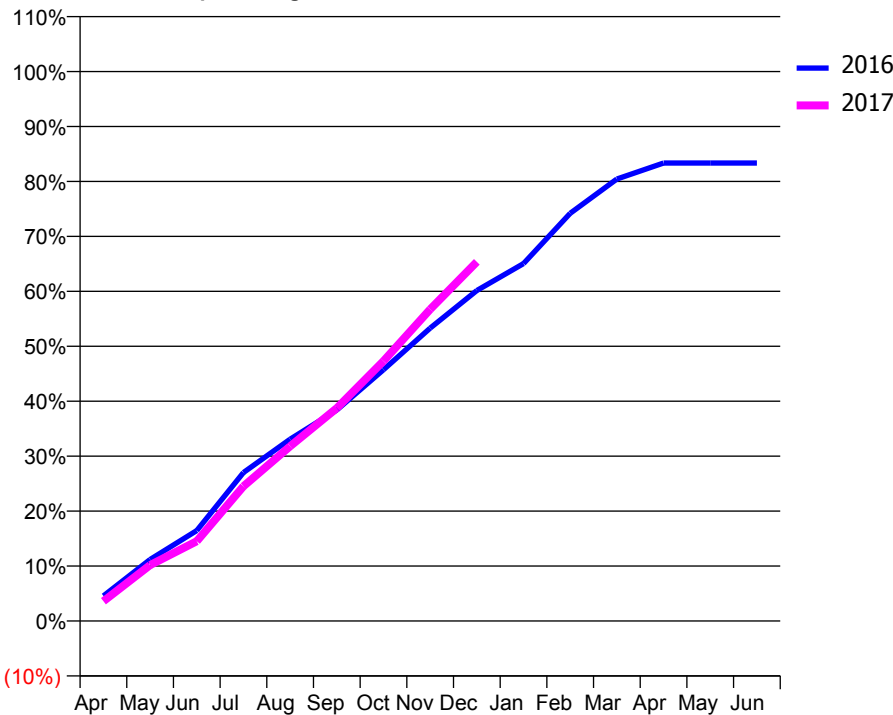
ACCESS*

Patients seen in 24 months	Total	Change since previous quarter
Quarter ending December 2015	8,570	
Quarter ending March 2016	8,477	↓
Quarter ending June 2016	8,277	↓
Quarter ending September 2016	7,983	↓
Quarter ending December 2016	7,982	→
Variance since December 2015	(6.9%)	↓



ACTIVITY

Cumulative percentage of contracted UDA delivered 2016 & 2017



Month	Adjusted Scheduled Activity (UDA)	
	2016	2017
April	1,102	870
May	2,698	2,454
June	3,965	3,499
July	6,507	5,906
August	7,968	7,657
September	9,244	9,328
October	11,010	11,390
November	12,836	13,656
December	14,484	15,738
January	15,665	
February	17,863	
March	19,369	
April	20,070	
May	20,067	
June	20,068	

QUALITY

	Quantity	Base Number	Contract	AT	Region	England
% of FP17s for the same patient ID Re-attending within 3 months - Children	113	2,134	5.3%	10.5%	11.9%	12.4%
% of FP17s for the same patient ID Re-attending within 3 months - Adults	893	5,553	16.1%	15.9%	16.5%	16.6%
% of FP17s for the same patient ID Re-attending between 3 & 9 months - Children	1,246	2,134	58.4%	58.4%	60.2%	57.5%
% of FP17s for the same patient ID Re-attending between 3 & 9 months - Adults	2,107	5,553	37.9%	49.8%	52.0%	50.4%
% of FP17s for Band 1 Urgent Courses	947	7,406	12.8%	10.4%	9.5%	9.1%
% of FP17s Relating to Free Repair or Replacements	74	7,406	1.0%	0.9%	0.7%	0.8%
% of FP17s Relating to Continuations	98	7,406	1.3%	1.4%	1.2%	1.3%
% of Patients satisfied with the dentistry they have received	11	13	84.6%	93.0%	92.9%	92.7%
% of Patients satisfied with the time they had to wait for an appointment	11	13	84.6%	87.7%	88.8%	88.8%

* This is based on patients treated on this contract for their most recent course of treatment. Figures in italics indicate the base number of FP17s or Patient Questionnaire responses are less than 100. N/A is shown where the base number of responses is less than 10 during the period. % is calculated as Quantity/Base number*100

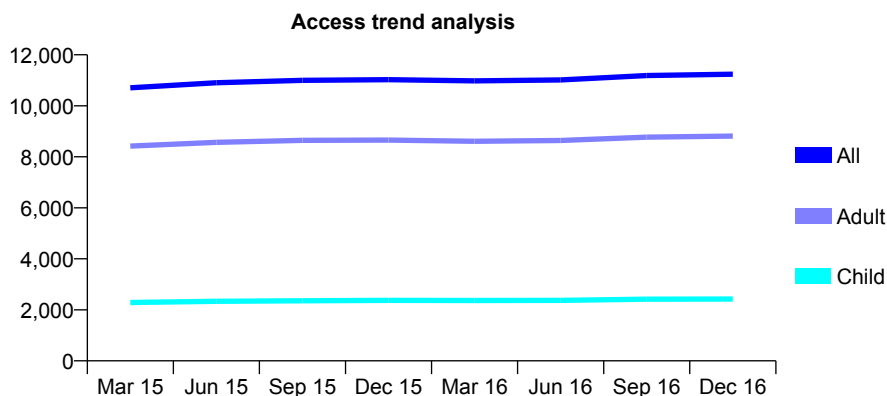
Q66 - Vital Signs At a Glance Contract Report for 101338/0145 - December 2016

Name or company name	Whitecross Dental Care Limited
Contract type name	GDS Contract
Purpose of contract	General
Contract start date	01/10/2012
Contract end date	

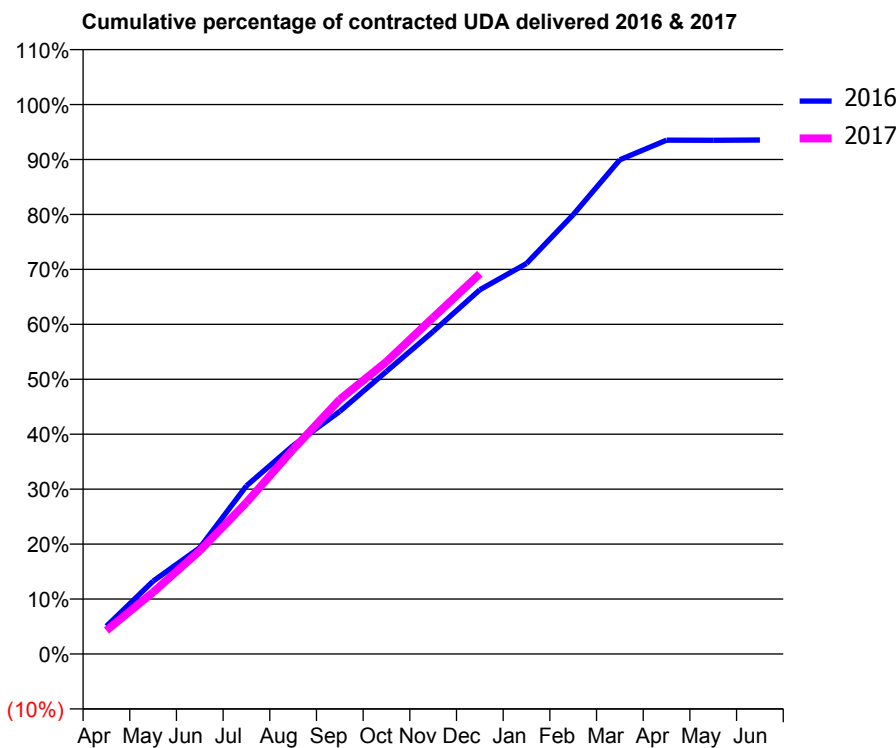
16/17 Contracted general activity (UDA)	33,365
Carry forward general activity (UDA)	0
16/17 Contracted orthodontic activity (UOA)	0
Carry forward orthodontic activity (UOA)	0
Baseline contract value	£796,192.15

ACCESS*

Patients seen in 24 months	Total	Change since previous quarter
Quarter ending December 2015	11,027	
Quarter ending March 2016	10,976	→
Quarter ending June 2016	11,013	→
Quarter ending September 2016	11,188	→
Quarter ending December 2016	11,238	→
Variance since December 2015	1.9%	→



ACTIVITY



Month	Adjusted Scheduled Activity (UDA)	
	2016	2017
April	1,685	1,428
May	4,427	3,756
June	6,455	6,268
July	10,216	9,201
August	12,661	12,435
September	14,730	15,462
October	17,161	17,754
November	19,578	20,433
December	22,115	23,088
January	23,714	
February	26,676	
March	30,007	
April	31,201	
May	31,195	
June	31,211	

QUALITY

	Quantity	Base Number	Contract	AT	Region	England
% of FP17s for the same patient ID Re-attending within 3 months - Children	143	2,665	5.4%	10.5%	11.9%	12.4%
% of FP17s for the same patient ID Re-attending within 3 months - Adults	1,117	8,922	12.5%	15.9%	16.5%	16.6%
% of FP17s for the same patient ID Re-attending between 3 & 9 months - Children	1,608	2,665	60.3%	58.4%	60.2%	57.5%
% of FP17s for the same patient ID Re-attending between 3 & 9 months - Adults	4,342	8,922	48.7%	49.8%	52.0%	50.4%
% of FP17s for Band 1 Urgent Courses	580	10,919	5.3%	10.4%	9.5%	9.1%
% of FP17s Relating to Free Repair or Replacements	121	10,919	1.1%	0.9%	0.7%	0.8%
% of FP17s Relating to Continuations	283	10,919	2.6%	1.4%	1.2%	1.3%
% of Patients satisfied with the dentistry they have received	24	25	96.0%	93.0%	92.9%	92.7%
% of Patients satisfied with the time they had to wait for an appointment	20	25	80.0%	87.7%	88.8%	88.8%

* This is based on patients treated on this contract for their most recent course of treatment. Figures in italics indicate the base number of FP17s or Patient Questionnaire responses are less than 100. N/A is shown where the base number of responses is less than 10 during the period. % is calculated as Quantity/Base number*100

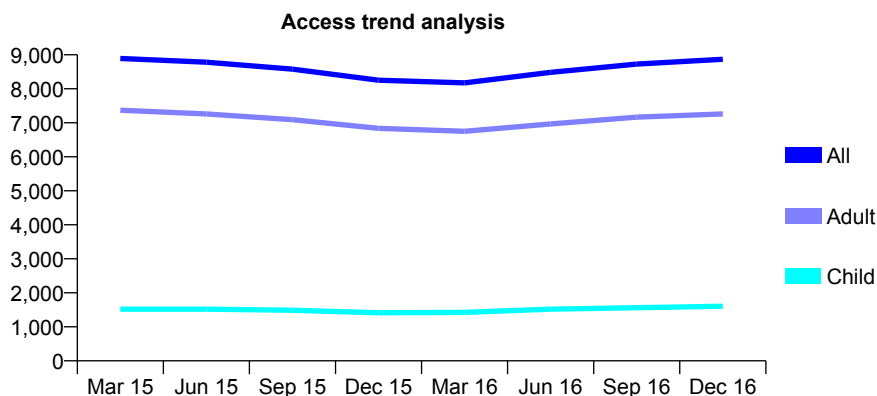
Q66 - Vital Signs At a Glance Contract Report for 101370/0025 - December 2016

Name or company name	Whitecross Dental Care Limited
Contract type name	Pilot Contract
Purpose of contract	General
Contract start date	01/04/2006
Contract end date	

16/17 Contracted general activity (UDA)	38,464
Carry forward general activity (UDA)	0
16/17 Contracted orthodontic activity (UOA)	0
Carry forward orthodontic activity (UOA)	0
Baseline contract value	£976,029.66

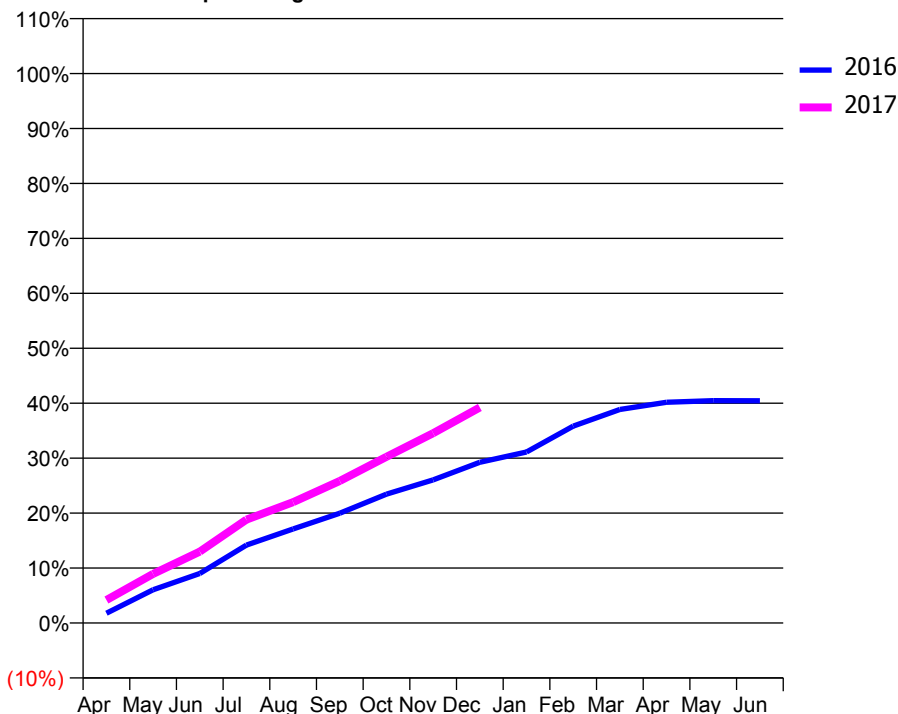
ACCESS*

Patients seen in 24 months	Total	Change since previous quarter
Quarter ending December 2015	8,252	
Quarter ending March 2016	8,174	→
Quarter ending June 2016	8,484	↑
Quarter ending September 2016	8,726	↑
Quarter ending December 2016	8,867	→
Variance since December 2015	7.5%	↑



ACTIVITY

Cumulative percentage of contracted UDA delivered 2016 & 2017



Month	Adjusted Scheduled Activity (UDA)	
	2016	2017
April	682	1,613
May	2,325	3,437
June	3,466	4,995
July	5,453	7,236
August	6,584	8,466
September	7,686	9,946
October	9,017	11,632
November	10,016	13,287
December	11,254	15,093
January	11,971	
February	13,780	
March	14,948	
April	15,448	
May	15,562	
June	15,560	

QUALITY

	Quantity	Base Number	Contract	AT	Region	England
% of FP17s for the same patient ID Re-attending within 3 months - Children	87	1,571	5.5%	10.5%	11.9%	12.4%
% of FP17s for the same patient ID Re-attending within 3 months - Adults	769	6,378	12.1%	15.9%	16.5%	16.6%
% of FP17s for the same patient ID Re-attending between 3 & 9 months - Children	650	1,571	41.4%	58.4%	60.2%	57.5%
% of FP17s for the same patient ID Re-attending between 3 & 9 months - Adults	1,988	6,378	31.2%	49.8%	52.0%	50.4%
% of FP17s for Band 1 Urgent Courses	884	7,502	11.8%	10.4%	9.5%	9.1%
% of FP17s Relating to Free Repair or Replacements	12	7,502	0.2%	0.9%	0.7%	0.8%
% of FP17s Relating to Continuations	84	7,502	1.1%	1.4%	1.2%	1.3%
% of Patients satisfied with the dentistry they have received	13	13	100.0%	93.0%	92.9%	92.7%
% of Patients satisfied with the time they had to wait for an appointment	9	13	69.2%	87.7%	88.8%	88.8%

* This is based on patients treated on this contract for their most recent course of treatment. Figures in italics indicate the base number of FP17s or Patient Questionnaire responses are less than 100. N/A is shown where the base number of responses is less than 10 during the period. % is calculated as Quantity/Base number*100

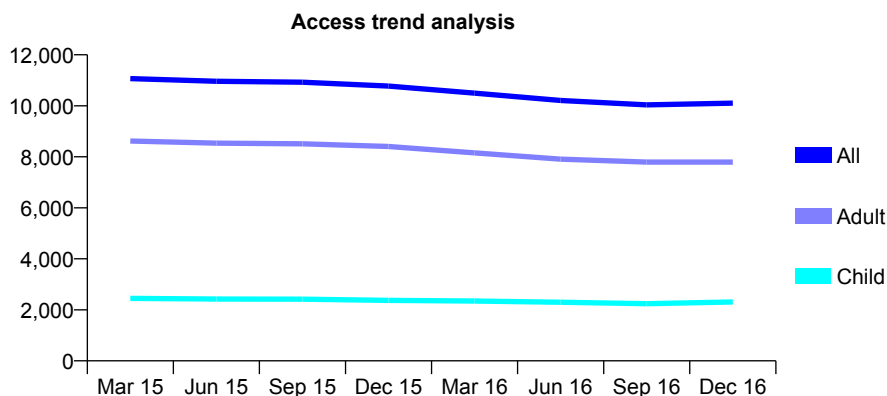
Q66 - Vital Signs At a Glance Contract Report for 101370/0026 - December 2016

Name or company name	Petrie Tucker & Partners Ltd
Contract type name	GDS Contract
Purpose of contract	General
Contract start date	01/04/2006
Contract end date	

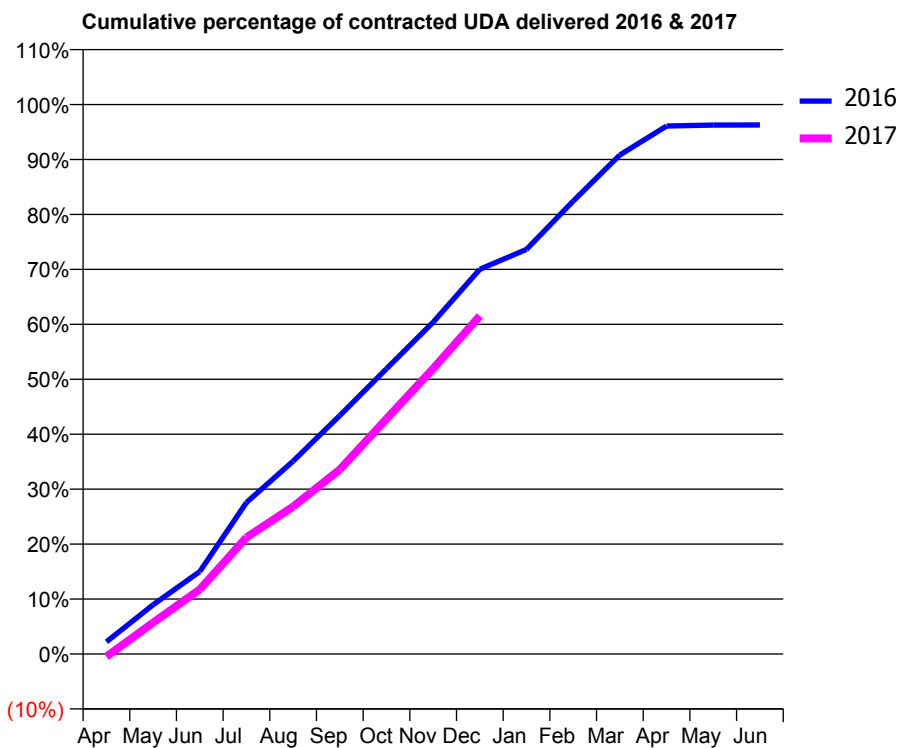
16/17 Contracted general activity (UDA)	36,746
Carry forward general activity (UDA)	1,323
16/17 Contracted orthodontic activity (UOA)	0
Carry forward orthodontic activity (UOA)	0
Baseline contract value	£1,062,565.57

ACCESS*

Patients seen in 24 months	Total	Change since previous quarter
Quarter ending December 2015	10,775	
Quarter ending March 2016	10,497	↓
Quarter ending June 2016	10,208	↓
Quarter ending September 2016	10,036	↓
Quarter ending December 2016	10,103	→
Variance since December 2015	(6.2%)	↓



ACTIVITY



Month	Adjusted Scheduled Activity (UDA)	
	2016	2017
April	816	-185
May	3,297	2,100
June	5,512	4,324
July	10,137	7,802
August	12,901	9,858
September	15,949	12,336
October	19,080	15,729
November	22,194	19,083
December	25,729	22,612
January	27,062	
February	30,287	
March	33,374	
April	35,310	
May	35,370	
June	35,376	

QUALITY

	Quantity	Base Number	Contract	AT	Region	England
% of FP17s for the same patient ID Re-attending within 3 months - Children	162	2,622	6.2%	10.5%	11.9%	12.4%
% of FP17s for the same patient ID Re-attending within 3 months - Adults	984	7,702	12.8%	15.9%	16.5%	16.6%
% of FP17s for the same patient ID Re-attending between 3 & 9 months - Children	1,488	2,622	56.8%	58.4%	60.2%	57.5%
% of FP17s for the same patient ID Re-attending between 3 & 9 months - Adults	3,348	7,702	43.5%	49.8%	52.0%	50.4%
% of FP17s for Band 1 Urgent Courses	692	9,687	7.1%	10.4%	9.5%	9.1%
% of FP17s Relating to Free Repair or Replacements	84	9,687	0.9%	0.9%	0.7%	0.8%
% of FP17s Relating to Continuations	202	9,687	2.1%	1.4%	1.2%	1.3%
% of Patients satisfied with the dentistry they have received	24	28	85.7%	93.0%	92.9%	92.7%
% of Patients satisfied with the time they had to wait for an appointment	19	28	67.9%	87.7%	88.8%	88.8%

* This is based on patients treated on this contract for their most recent course of treatment. Figures in italics indicate the base number of FP17s or Patient Questionnaire responses are less than 100. N/A is shown where the base number of responses is less than 10 during the period. % is calculated as Quantity/Base number*100

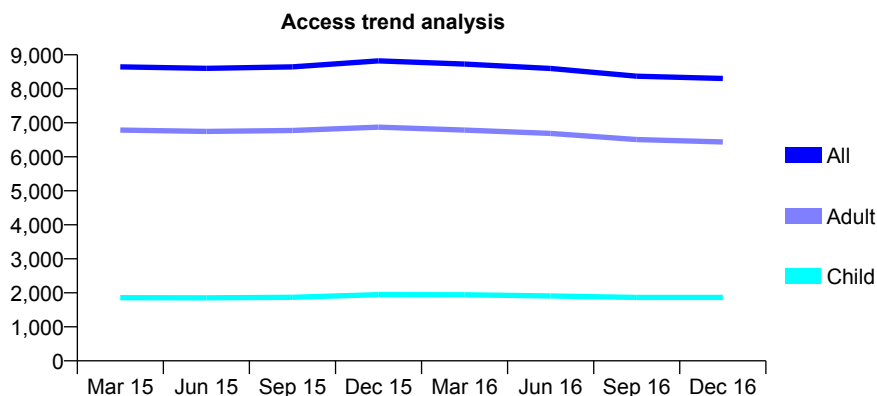
Q66 - Vital Signs At a Glance Contract Report for 101370/0027 - December 2016

Name or company name	Whitecross Dental Care Limited
Contract type name	GDS Contract
Purpose of contract	General
Contract start date	01/04/2006
Contract end date	

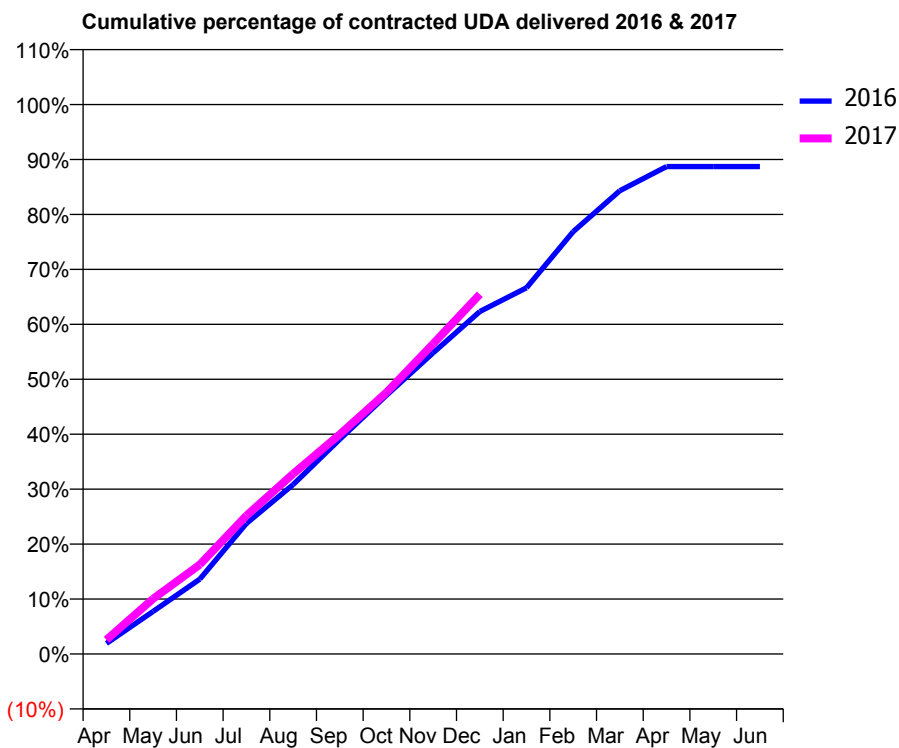
16/17 Contracted general activity (UDA)	20,845
Carry forward general activity (UDA)	0
16/17 Contracted orthodontic activity (UOA)	0
Carry forward orthodontic activity (UOA)	0
Baseline contract value	£624,393.67

ACCESS*

Patients seen in 24 months	Total	Change since previous quarter
Quarter ending December 2015	8,820	
Quarter ending March 2016	8,728	↓
Quarter ending June 2016	8,597	↓
Quarter ending September 2016	8,372	↓
Quarter ending December 2016	8,304	→
Variance since December 2015	(5.9%)	↓



ACTIVITY



Month	Adjusted Scheduled Activity (UDA)	
	2016	2017
April	450	538
May	1,808	2,097
June	3,174	3,390
July	5,536	5,253
August	7,183	6,838
September	9,105	8,331
October	10,974	9,923
November	12,772	11,770
December	14,526	13,644
January	15,531	
February	17,911	
March	19,646	
April	20,669	
May	20,672	
June	20,672	

QUALITY

	Quantity	Base Number	Contract	AT	Region	England
% of FP17s for the same patient ID Re-attending within 3 months - Children	111	1,821	6.1%	10.5%	11.9%	12.4%
% of FP17s for the same patient ID Re-attending within 3 months - Adults	799	5,692	14.0%	15.9%	16.5%	16.6%
% of FP17s for the same patient ID Re-attending between 3 & 9 months - Children	1,042	1,821	57.2%	58.4%	60.2%	57.5%
% of FP17s for the same patient ID Re-attending between 3 & 9 months - Adults	2,059	5,692	36.2%	49.8%	52.0%	50.4%
% of FP17s for Band 1 Urgent Courses	668	7,048	9.5%	10.4%	9.5%	9.1%
% of FP17s Relating to Free Repair or Replacements	27	7,048	0.4%	0.9%	0.7%	0.8%
% of FP17s Relating to Continuations	127	7,048	1.8%	1.4%	1.2%	1.3%
% of Patients satisfied with the dentistry they have received	11	13	84.6%	93.0%	92.9%	92.7%
% of Patients satisfied with the time they had to wait for an appointment	11	13	84.6%	87.7%	88.8%	88.8%

* This is based on patients treated on this contract for their most recent course of treatment. Figures in italics indicate the base number of FP17s or Patient Questionnaire responses are less than 100. N/A is shown where the base number of responses is less than 10 during the period. % is calculated as Quantity/Base number*100

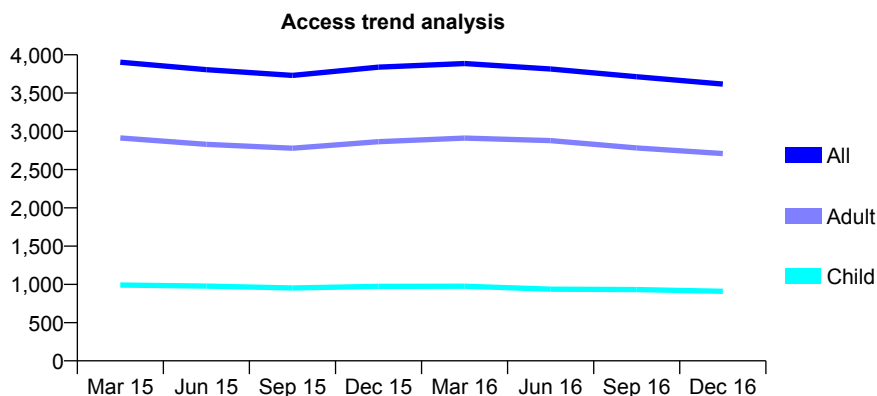
Q66 - Vital Signs At a Glance Contract Report for 101370/0058 - December 2016

Name or company name	Petrie Tucker & Partners Ltd
Contract type name	GDS Contract
Purpose of contract	General
Contract start date	01/04/2006
Contract end date	

16/17 Contracted general activity (UDA)	11,395
Carry forward general activity (UDA)	395
16/17 Contracted orthodontic activity (UOA)	0
Carry forward orthodontic activity (UOA)	0
Baseline contract value	£325,276.57

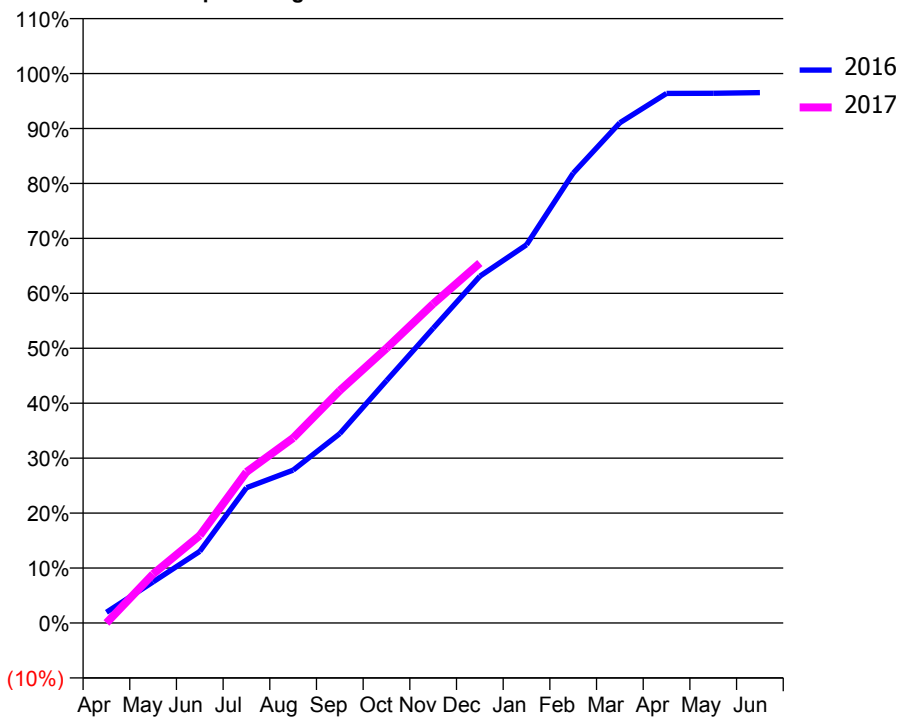
ACCESS*

Patients seen in 24 months	Total	Change since previous quarter
Quarter ending December 2015	3,839	
Quarter ending March 2016	3,886	→
Quarter ending June 2016	3,814	↓
Quarter ending September 2016	3,713	↓
Quarter ending December 2016	3,618	↓
Variance since December 2015	(5.8%)	↓



ACTIVITY

Cumulative percentage of contracted UDA delivered 2016 & 2017



Month	Adjusted Scheduled Activity (UDA)	
	2016	2017
April	222	0
May	852	1,018
June	1,485	1,816
July	2,804	3,132
August	3,170	3,837
September	3,927	4,821
October	5,024	5,697
November	6,112	6,620
December	7,191	7,464
January	7,842	
February	9,330	
March	10,374	
April	10,981	
May	10,985	
June	11,000	

QUALITY

	Quantity	Base Number	Contract	AT	Region	England
% of FP17s for the same patient ID Re-attending within 3 months - Children	35	811	4.3%	10.5%	11.9%	12.4%
% of FP17s for the same patient ID Re-attending within 3 months - Adults	373	2,458	15.2%	15.9%	16.5%	16.6%
% of FP17s for the same patient ID Re-attending between 3 & 9 months - Children	439	811	54.1%	58.4%	60.2%	57.5%
% of FP17s for the same patient ID Re-attending between 3 & 9 months - Adults	1,284	2,458	52.2%	49.8%	52.0%	50.4%
% of FP17s for Band 1 Urgent Courses	188	3,049	6.2%	10.4%	9.5%	9.1%
% of FP17s Relating to Free Repair or Replacements	23	3,049	0.8%	0.9%	0.7%	0.8%
% of FP17s Relating to Continuations	68	3,049	2.2%	1.4%	1.2%	1.3%
% of Patients satisfied with the dentistry they have received	2	3	N/A	93.0%	92.9%	92.7%
% of Patients satisfied with the time they had to wait for an appointment	2	3	N/A	87.7%	88.8%	88.8%

* This is based on patients treated on this contract for their most recent course of treatment. Figures in italics indicate the base number of FP17s or Patient Questionnaire responses are less than 100. N/A is shown where the base number of responses is less than 10 during the period. % is calculated as Quantity/Base number*100

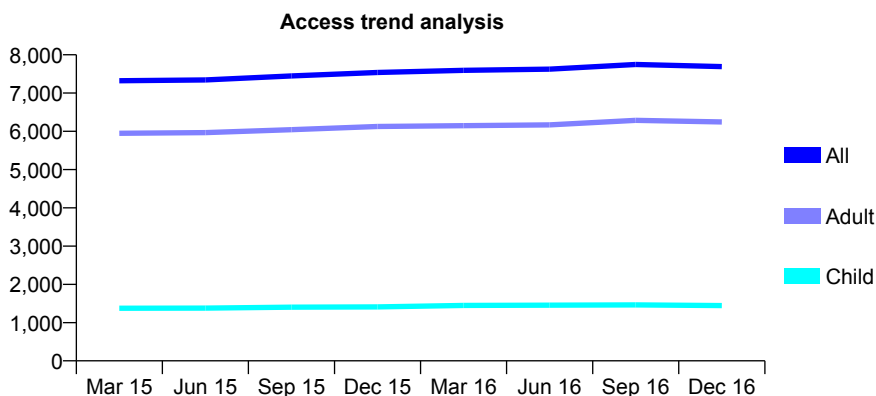
Q66 - Vital Signs At a Glance Contract Report for 101370/0072 - December 2016

Name or company name	Petrie Tucker & Partners Ltd
Contract type name	GDS Contract
Purpose of contract	General
Contract start date	01/07/2006
Contract end date	

16/17 Contracted general activity (UDA)	21,434
Carry forward general activity (UDA)	0
16/17 Contracted orthodontic activity (UOA)	0
Carry forward orthodontic activity (UOA)	0
Baseline contract value	£631,199.62

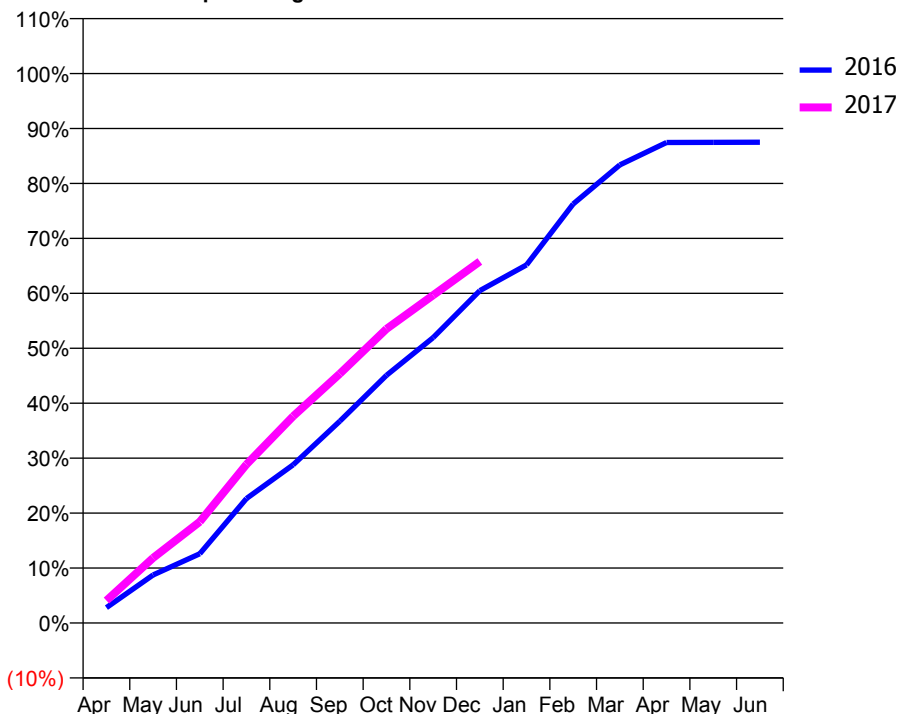
ACCESS*

Patients seen in 24 months	Total	Change since previous quarter
Quarter ending December 2015	7,538	
Quarter ending March 2016	7,593	→
Quarter ending June 2016	7,624	→
Quarter ending September 2016	7,748	→
Quarter ending December 2016	7,690	→
Variance since December 2015	2.0%	↑



ACTIVITY

Cumulative percentage of contracted UDA delivered 2016 & 2017



Month	Adjusted Scheduled Activity (UDA)	
	2016	2017
April	725	874
May	2,267	2,542
June	3,270	3,952
July	5,872	6,189
August	7,464	8,065
September	9,523	9,721
October	11,688	11,470
November	13,468	12,786
December	15,687	14,103
January	16,900	
February	19,774	
March	21,619	
April	22,681	
May	22,686	
June	22,689	

QUALITY

	Quantity	Base Number	Contract	AT	Region	England
% of FP17s for the same patient ID Re-attending within 3 months - Children	180	1,648	10.9%	10.5%	11.9%	12.4%
% of FP17s for the same patient ID Re-attending within 3 months - Adults	1,002	6,155	16.3%	15.9%	16.5%	16.6%
% of FP17s for the same patient ID Re-attending between 3 & 9 months - Children	985	1,648	59.8%	58.4%	60.2%	57.5%
% of FP17s for the same patient ID Re-attending between 3 & 9 months - Adults	3,022	6,155	49.1%	49.8%	52.0%	50.4%
% of FP17s for Band 1 Urgent Courses	695	7,259	9.6%	10.4%	9.5%	9.1%
% of FP17s Relating to Free Repair or Replacements	96	7,259	1.3%	0.9%	0.7%	0.8%
% of FP17s Relating to Continuations	190	7,259	2.6%	1.4%	1.2%	1.3%
% of Patients satisfied with the dentistry they have received	24	25	96.0%	93.0%	92.9%	92.7%
% of Patients satisfied with the time they had to wait for an appointment	20	25	80.0%	87.7%	88.8%	88.8%

* This is based on patients treated on this contract for their most recent course of treatment. Figures in italics indicate the base number of FP17s or Patient Questionnaire responses are less than 100. N/A is shown where the base number of responses is less than 10 during the period. % is calculated as Quantity/Base number*100

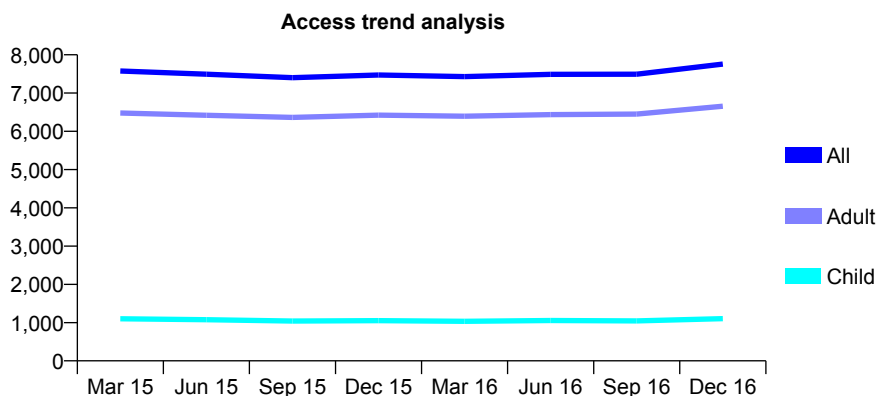
Q66 - Vital Signs At a Glance Contract Report for 101370/0082 - December 2016

Name or company name	Petrie Tucker & Partners Ltd
Contract type name	GDS Contract
Purpose of contract	General
Contract start date	01/04/2007
Contract end date	

16/17 Contracted general activity (UDA)	25,822
Carry forward general activity (UDA)	0
16/17 Contracted orthodontic activity (UOA)	0
Carry forward orthodontic activity (UOA)	0
Baseline contract value	£694,544.29

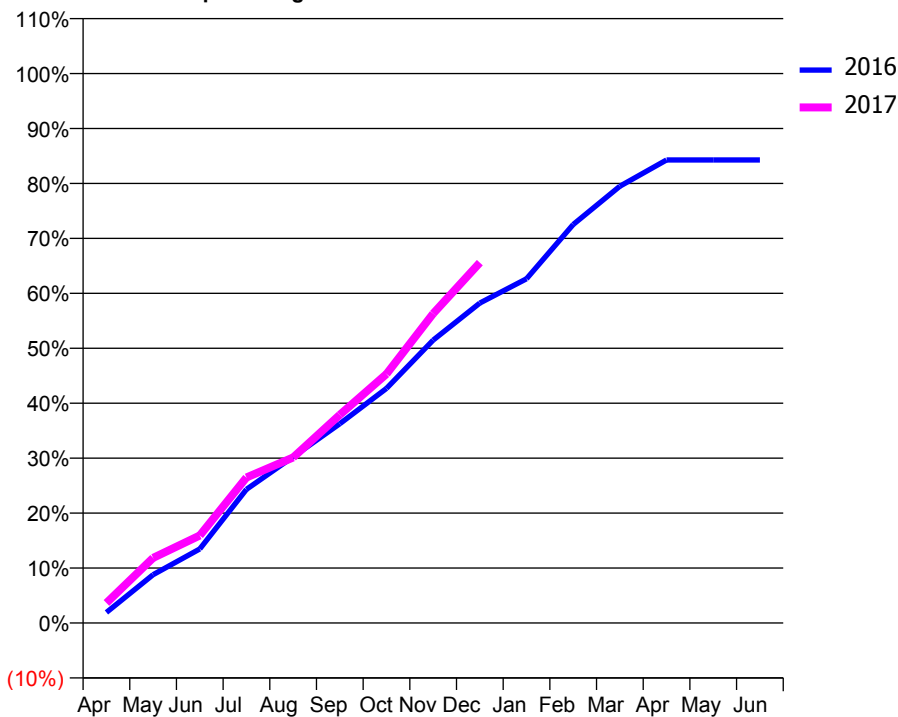
ACCESS*

Patients seen in 24 months	Total	Change since previous quarter
Quarter ending December 2015	7,473	
Quarter ending March 2016	7,429	→
Quarter ending June 2016	7,489	→
Quarter ending September 2016	7,494	→
Quarter ending December 2016	7,758	↑
Variance since December 2015	3.8%	↑



ACTIVITY

Cumulative percentage of contracted UDA delivered 2016 & 2017



Month	Adjusted Scheduled Activity (UDA)	
	2016	2017
April	501	941
May	2,270	3,064
June	3,483	4,113
July	6,284	6,841
August	7,808	7,778
September	9,362	9,788
October	11,027	11,703
November	13,295	14,541
December	15,035	16,933
January	16,176	
February	18,726	
March	20,526	
April	21,758	
May	21,758	
June	21,762	

QUALITY

	Quantity	Base Number	Contract	AT	Region	England
% of FP17s for the same patient ID Re-attending within 3 months - Children	69	1,294	5.3%	10.5%	11.9%	12.4%
% of FP17s for the same patient ID Re-attending within 3 months - Adults	912	7,623	12.0%	15.9%	16.5%	16.6%
% of FP17s for the same patient ID Re-attending between 3 & 9 months - Children	747	1,294	57.7%	58.4%	60.2%	57.5%
% of FP17s for the same patient ID Re-attending between 3 & 9 months - Adults	4,197	7,623	55.1%	49.8%	52.0%	50.4%
% of FP17s for Band 1 Urgent Courses	460	8,450	5.4%	10.4%	9.5%	9.1%
% of FP17s Relating to Free Repair or Replacements	33	8,450	0.4%	0.9%	0.7%	0.8%
% of FP17s Relating to Continuations	187	8,450	2.2%	1.4%	1.2%	1.3%
% of Patients satisfied with the dentistry they have received	20	21	95.2%	93.0%	92.9%	92.7%
% of Patients satisfied with the time they had to wait for an appointment	20	21	95.2%	87.7%	88.8%	88.8%

* This is based on patients treated on this contract for their most recent course of treatment. Figures in italics indicate the base number of FP17s or Patient Questionnaire responses are less than 100. N/A is shown where the base number of responses is less than 10 during the period. % is calculated as Quantity/Base number*100

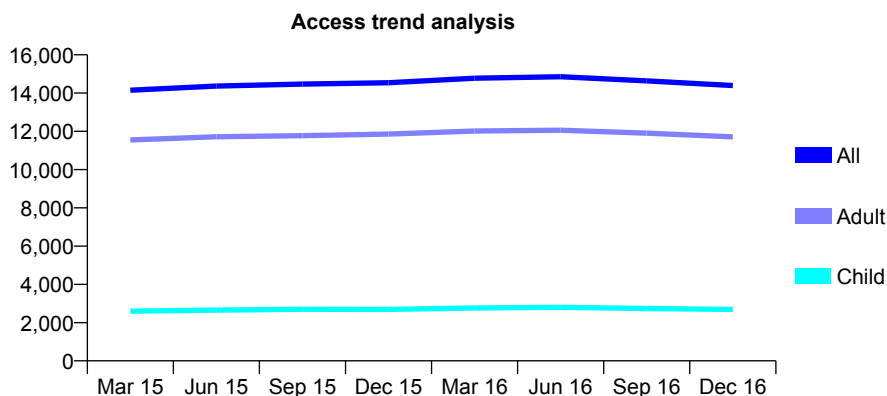
Q66 - Vital Signs At a Glance Contract Report for 101370/0122 - December 2016

Name or company name	Petrie Tucker & Partners Ltd
Contract type name	GDS Contract
Purpose of contract	General
Contract start date	01/04/2009
Contract end date	

16/17 Contracted general activity (UDA)	48,159
Carry forward general activity (UDA)	0
16/17 Contracted orthodontic activity (UOA)	0
Carry forward orthodontic activity (UOA)	0
Baseline contract value	£1,386,576.78

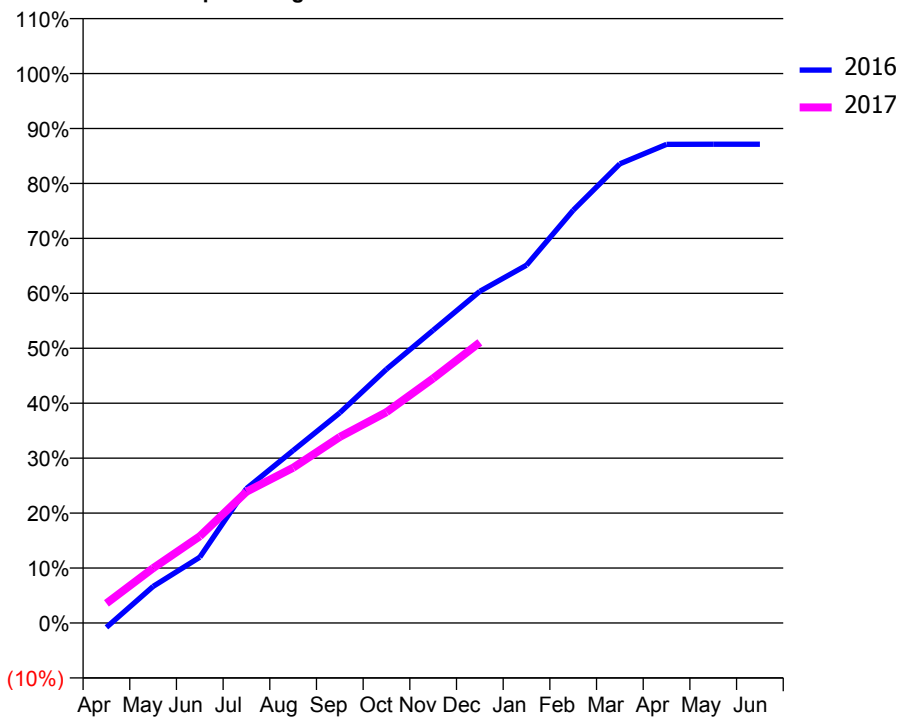
ACCESS*

Patients seen in 24 months	Total	Change since previous quarter
Quarter ending December 2015	14,542	
Quarter ending March 2016	14,779	→
Quarter ending June 2016	14,856	→
Quarter ending September 2016	14,637	↓
Quarter ending December 2016	14,396	↓
Variance since December 2015	(1.0%)	↓



ACTIVITY

Cumulative percentage of contracted UDA delivered 2016 & 2017



Month	Adjusted Scheduled Activity (UDA)	
	2016	2017
April	-394	1,729
May	3,206	4,805
June	5,763	7,602
July	11,789	11,505
August	15,121	13,611
September	18,421	16,303
October	22,244	18,477
November	25,657	21,439
December	29,066	24,594
January	31,361	
February	36,173	
March	40,248	
April	41,952	
May	41,966	
June	41,966	

QUALITY

	Quantity	Base Number	Contract	AT	Region	England
% of FP17s for the same patient ID Re-attending within 3 months - Children	134	2,578	5.2%	10.5%	11.9%	12.4%
% of FP17s for the same patient ID Re-attending within 3 months - Adults	1,077	10,259	10.5%	15.9%	16.5%	16.6%
% of FP17s for the same patient ID Re-attending between 3 & 9 months - Children	1,507	2,578	58.5%	58.4%	60.2%	57.5%
% of FP17s for the same patient ID Re-attending between 3 & 9 months - Adults	5,165	10,259	50.3%	49.8%	52.0%	50.4%
% of FP17s for Band 1 Urgent Courses	877	12,089	7.3%	10.4%	9.5%	9.1%
% of FP17s Relating to Free Repair or Replacements	77	12,089	0.6%	0.9%	0.7%	0.8%
% of FP17s Relating to Continuations	151	12,089	1.2%	1.4%	1.2%	1.3%
% of Patients satisfied with the dentistry they have received	22	24	91.7%	93.0%	92.9%	92.7%
% of Patients satisfied with the time they had to wait for an appointment	16	24	66.7%	87.7%	88.8%	88.8%

* This is based on patients treated on this contract for their most recent course of treatment. Figures in italics indicate the base number of FP17s or Patient Questionnaire responses are less than 100. N/A is shown where the base number of responses is less than 10 during the period. % is calculated as Quantity/Base number*100

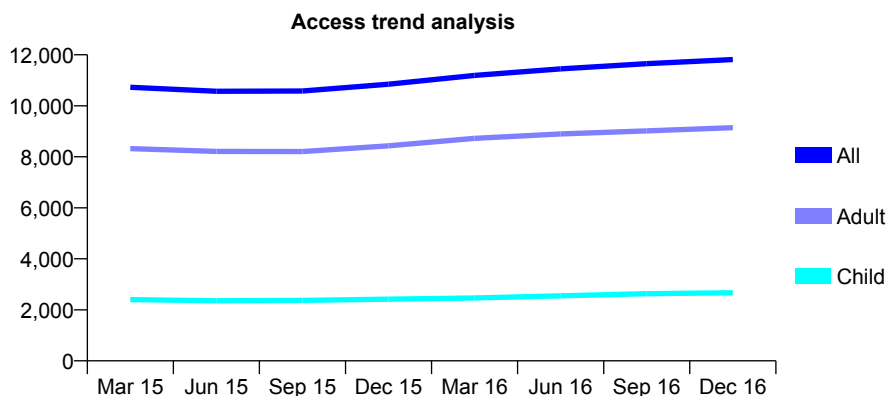
Q66 - Vital Signs At a Glance Contract Report for 101435/0057 - December 2016

Name or company name	IDH Limited
Contract type name	GDS Contract
Purpose of contract	General
Contract start date	01/04/2007
Contract end date	

16/17 Contracted general activity (UDA)	35,973
Carry forward general activity (UDA)	231
16/17 Contracted orthodontic activity (UOA)	0
Carry forward orthodontic activity (UOA)	0
Baseline contract value	£812,356.79

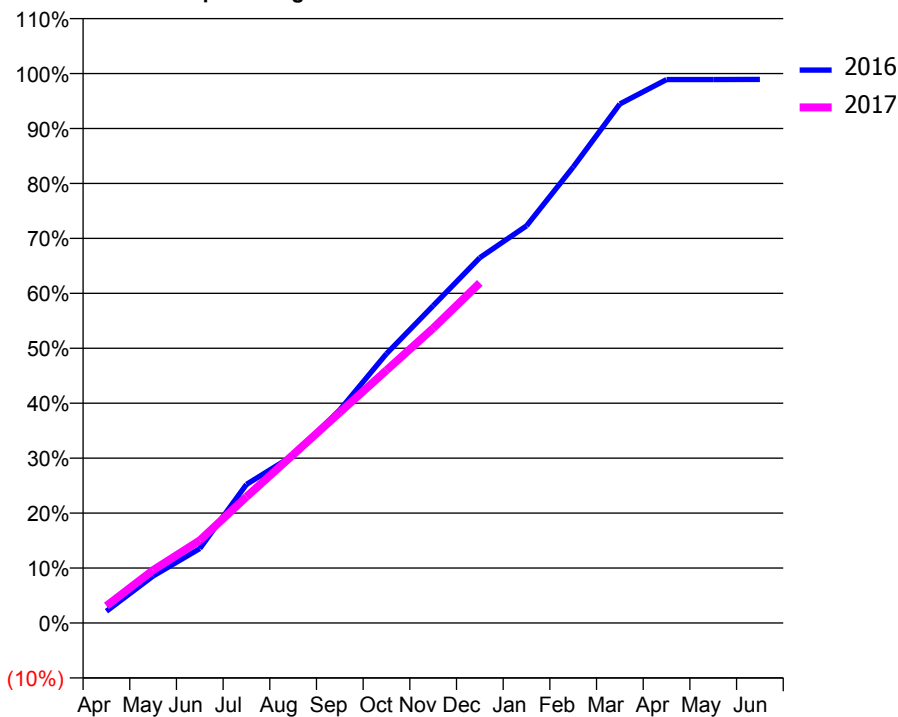
ACCESS*

Patients seen in 24 months	Total	Change since previous quarter
Quarter ending December 2015	10,847	
Quarter ending March 2016	11,190	↑
Quarter ending June 2016	11,446	↑
Quarter ending September 2016	11,650	→
Quarter ending December 2016	11,812	→
Variance since December 2015	8.9%	↑



ACTIVITY

Cumulative percentage of contracted UDA delivered 2016 & 2017



Month	Adjusted Scheduled Activity (UDA)	
	2016	2017
April	648	1,121
May	2,583	3,460
June	4,092	5,404
July	7,621	8,261
August	9,207	11,017
September	11,718	13,792
October	14,800	16,543
November	17,441	19,297
December	20,075	22,267
January	21,832	
February	25,063	
March	28,527	
April	29,868	
May	29,870	
June	29,875	

QUALITY

	Quantity	Base Number	Contract	AT	Region	England
% of FP17s for the same patient ID Re-attending within 3 months - Children	128	2,643	4.8%	10.5%	11.9%	12.4%
% of FP17s for the same patient ID Re-attending within 3 months - Adults	1,044	8,534	12.2%	15.9%	16.5%	16.6%
% of FP17s for the same patient ID Re-attending between 3 & 9 months - Children	1,346	2,643	50.9%	58.4%	60.2%	57.5%
% of FP17s for the same patient ID Re-attending between 3 & 9 months - Adults	3,661	8,534	42.9%	49.8%	52.0%	50.4%
% of FP17s for Band 1 Urgent Courses	867	10,619	8.2%	10.4%	9.5%	9.1%
% of FP17s Relating to Free Repair or Replacements	56	10,619	0.5%	0.9%	0.7%	0.8%
% of FP17s Relating to Continuations	192	10,619	1.8%	1.4%	1.2%	1.3%
% of Patients satisfied with the dentistry they have received	17	19	89.5%	93.0%	92.9%	92.7%
% of Patients satisfied with the time they had to wait for an appointment	13	19	68.4%	87.7%	88.8%	88.8%

* This is based on patients treated on this contract for their most recent course of treatment. Figures in italics indicate the base number of FP17s or Patient Questionnaire responses are less than 100. N/A is shown where the base number of responses is less than 10 during the period. % is calculated as Quantity/Base number*100

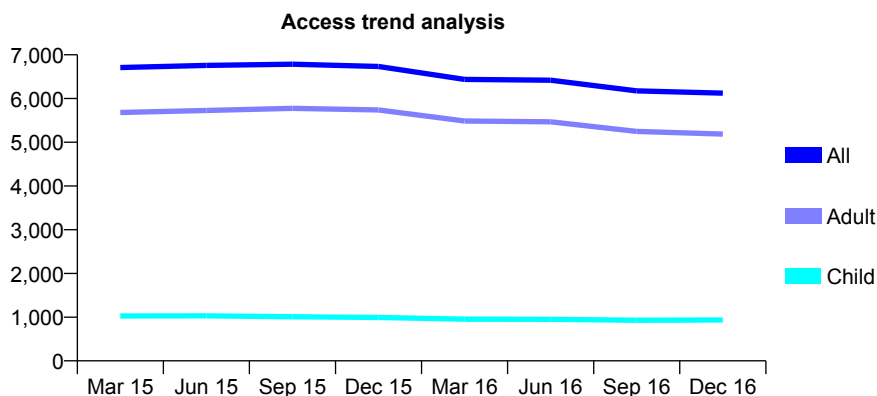
Q66 - Vital Signs At a Glance Contract Report for 101435/0075 - December 2016

Name or company name	IDH Limited
Contract type name	GDS Contract
Purpose of contract	General
Contract start date	10/12/2007
Contract end date	

16/17 Contracted general activity (UDA)	16,750
Carry forward general activity (UDA)	0
16/17 Contracted orthodontic activity (UOA)	0
Carry forward orthodontic activity (UOA)	0
Baseline contract value	£414,830.91

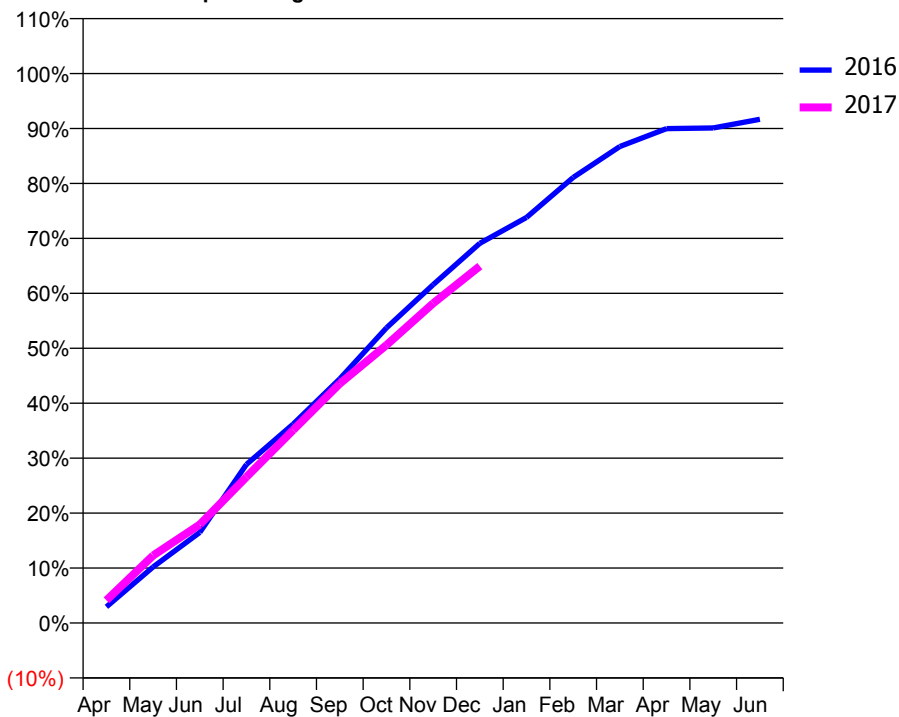
ACCESS*

Patients seen in 24 months	Total	Change since previous quarter
Quarter ending December 2015	6,732	
Quarter ending March 2016	6,437	↓
Quarter ending June 2016	6,418	→
Quarter ending September 2016	6,175	↓
Quarter ending December 2016	6,123	→
Variance since December 2015	(9.0%)	↓



ACTIVITY

Cumulative percentage of contracted UDA delivered 2016 & 2017



Month	Adjusted Scheduled Activity (UDA)	
	2016	2017
April	580	691
May	2,016	2,057
June	3,255	3,000
July	5,700	4,453
August	7,147	5,881
September	8,780	7,299
October	10,606	8,473
November	12,163	9,744
December	13,649	10,878
January	14,579	
February	16,013	
March	17,126	
April	17,769	
May	17,791	
June	18,103	

QUALITY

	Quantity	Base Number	Contract	AT	Region	England
% of FP17s for the same patient ID Re-attending within 3 months - Children	28	808	3.5%	10.5%	11.9%	12.4%
% of FP17s for the same patient ID Re-attending within 3 months - Adults	487	4,418	11.0%	15.9%	16.5%	16.6%
% of FP17s for the same patient ID Re-attending between 3 & 9 months - Children	312	808	38.6%	58.4%	60.2%	57.5%
% of FP17s for the same patient ID Re-attending between 3 & 9 months - Adults	1,958	4,418	44.3%	49.8%	52.0%	50.4%
% of FP17s for Band 1 Urgent Courses	222	4,852	4.6%	10.4%	9.5%	9.1%
% of FP17s Relating to Free Repair or Replacements	25	4,852	0.5%	0.9%	0.7%	0.8%
% of FP17s Relating to Continuations	107	4,852	2.2%	1.4%	1.2%	1.3%
% of Patients satisfied with the dentistry they have received	6	7	N/A	93.0%	92.9%	92.7%
% of Patients satisfied with the time they had to wait for an appointment	7	7	N/A	87.7%	88.8%	88.8%

* This is based on patients treated on this contract for their most recent course of treatment. Figures in italics indicate the base number of FP17s or Patient Questionnaire responses are less than 100. N/A is shown where the base number of responses is less than 10 during the period. % is calculated as Quantity/Base number*100

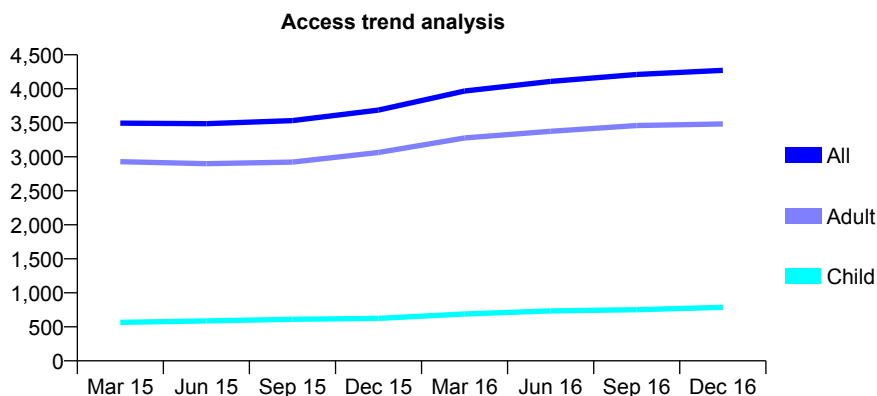
Q66 - Vital Signs At a Glance Contract Report for 102601/0001 - December 2016

Name or company name	Smile Care Plymouth Ltd
Contract type name	PDS Contract
Purpose of contract	General
Contract start date	01/09/2012
Contract end date	31/08/2022

16/17 Contracted general activity (UDA)	14,000
Carry forward general activity (UDA)	196
16/17 Contracted orthodontic activity (UOA)	0
Carry forward orthodontic activity (UOA)	0
Baseline contract value	£324,131.20

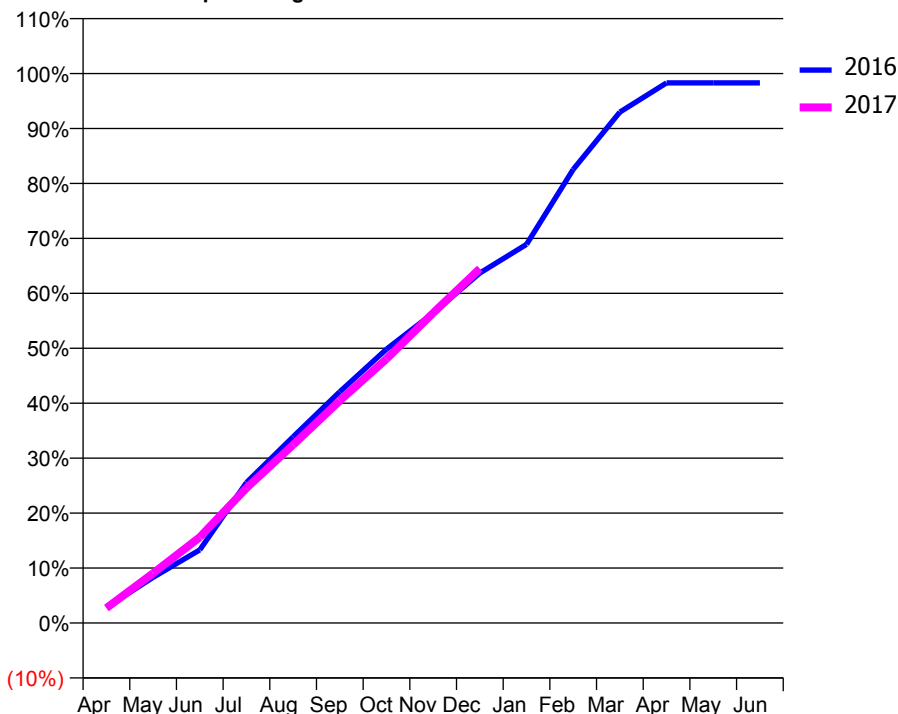
ACCESS*

Patients seen in 24 months	Total	Change since previous quarter
Quarter ending December 2015	3,687	
Quarter ending March 2016	3,967	↑
Quarter ending June 2016	4,109	↑
Quarter ending September 2016	4,211	↑
Quarter ending December 2016	4,271	→
Variance since December 2015	15.8%	↑



ACTIVITY

Cumulative percentage of contracted UDA delivered 2016 & 2017



Month	Adjusted Scheduled Activity (UDA)	
	2016	2017
April	397	383
May	1,163	1,269
June	1,864	2,186
July	3,580	3,440
August	4,744	4,542
September	5,893	5,666
October	6,976	6,729
November	7,896	7,901
December	8,916	9,030
January	9,648	
February	11,555	
March	13,016	
April	13,760	
May	13,761	
June	13,760	

QUALITY

	Quantity	Base Number	Contract	AT	Region	England
% of FP17s for the same patient ID Re-attending within 3 months - Children	71	704	10.1%	10.5%	11.9%	12.4%
% of FP17s for the same patient ID Re-attending within 3 months - Adults	331	2,964	11.2%	15.9%	16.5%	16.6%
% of FP17s for the same patient ID Re-attending between 3 & 9 months - Children	287	704	40.8%	58.4%	60.2%	57.5%
% of FP17s for the same patient ID Re-attending between 3 & 9 months - Adults	1,301	2,964	43.9%	49.8%	52.0%	50.4%
% of FP17s for Band 1 Urgent Courses	535	3,454	15.5%	10.4%	9.5%	9.1%
% of FP17s Relating to Free Repair or Replacements	22	3,454	0.6%	0.9%	0.7%	0.8%
% of FP17s Relating to Continuations	5	3,454	0.1%	1.4%	1.2%	1.3%
% of Patients satisfied with the dentistry they have received	6	6	N/A	93.0%	92.9%	92.7%
% of Patients satisfied with the time they had to wait for an appointment	6	6	N/A	87.7%	88.8%	88.8%

* This is based on patients treated on this contract for their most recent course of treatment. Figures in italics indicate the base number of FP17s or Patient Questionnaire responses are less than 100. N/A is shown where the base number of responses is less than 10 during the period. % is calculated as Quantity/Base number*100

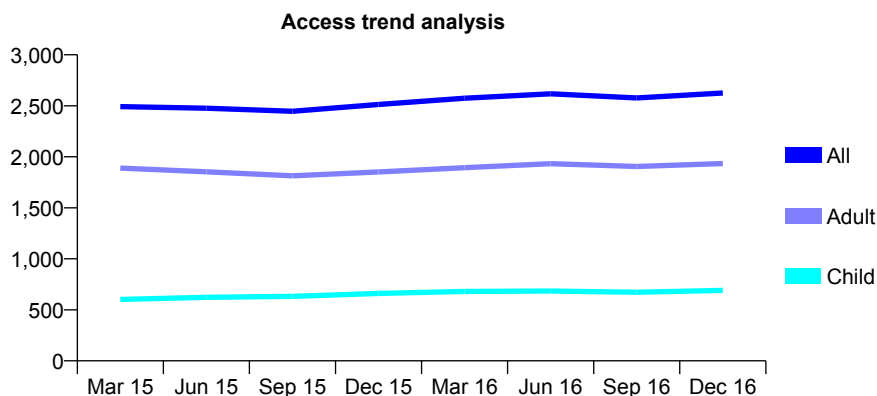
Q66 - Vital Signs At a Glance Contract Report for 102601/0002 - December 2016

Name or company name	Smile Care Plymouth Ltd
Contract type name	PDS Contract
Purpose of contract	General
Contract start date	01/09/2012
Contract end date	31/08/2022

16/17 Contracted general activity (UDA)	7,000
Carry forward general activity (UDA)	-134
16/17 Contracted orthodontic activity (UOA)	0
Carry forward orthodontic activity (UOA)	0
Baseline contract value	£162,065.60

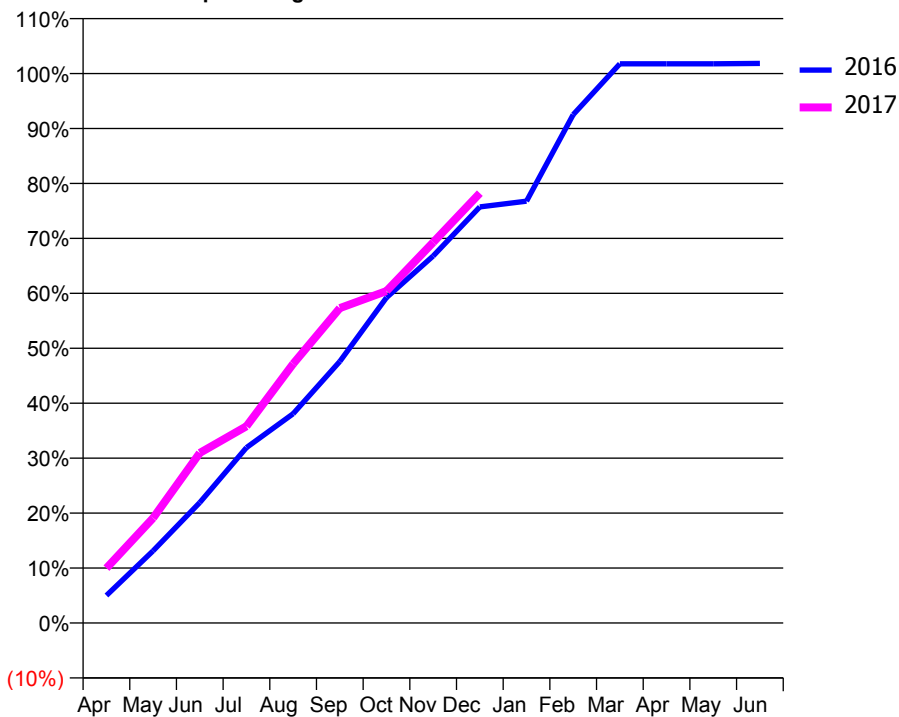
ACCESS*

Patients seen in 24 months	Total	Change since previous quarter
Quarter ending December 2015	2,513	
Quarter ending March 2016	2,574	↑
Quarter ending June 2016	2,617	→
Quarter ending September 2016	2,577	↓
Quarter ending December 2016	2,625	→
Variance since December 2015	4.5%	↑



ACTIVITY

Cumulative percentage of contracted UDA delivered 2016 & 2017



Month	Adjusted Scheduled Activity (UDA)	
	2016	2017
April	351	698
May	919	1,337
June	1,535	2,167
July	2,234	2,507
August	2,666	3,302
September	3,331	4,011
October	4,146	4,229
November	4,676	4,848
December	5,300	5,476
January	5,374	
February	6,475	
March	7,124	
April	7,123	
May	7,123	
June	7,128	

QUALITY

	Quantity	Base Number	Contract	AT	Region	England
% of FP17s for the same patient ID Re-attending within 3 months - Children	35	520	6.7%	10.5%	11.9%	12.4%
% of FP17s for the same patient ID Re-attending within 3 months - Adults	141	1,360	10.4%	15.9%	16.5%	16.6%
% of FP17s for the same patient ID Re-attending between 3 & 9 months - Children	158	520	30.4%	58.4%	60.2%	57.5%
% of FP17s for the same patient ID Re-attending between 3 & 9 months - Adults	429	1,360	31.5%	49.8%	52.0%	50.4%
% of FP17s for Band 1 Urgent Courses	188	1,877	10.0%	10.4%	9.5%	9.1%
% of FP17s Relating to Free Repair or Replacements	7	1,877	0.4%	0.9%	0.7%	0.8%
% of FP17s Relating to Continuations	1	1,877	0.1%	1.4%	1.2%	1.3%
% of Patients satisfied with the dentistry they have received	2	2	N/A	93.0%	92.9%	92.7%
% of Patients satisfied with the time they had to wait for an appointment	2	2	N/A	87.7%	88.8%	88.8%

* This is based on patients treated on this contract for their most recent course of treatment. Figures in italics indicate the base number of FP17s or Patient Questionnaire responses are less than 100. N/A is shown where the base number of responses is less than 10 during the period. % is calculated as Quantity/Base number*100

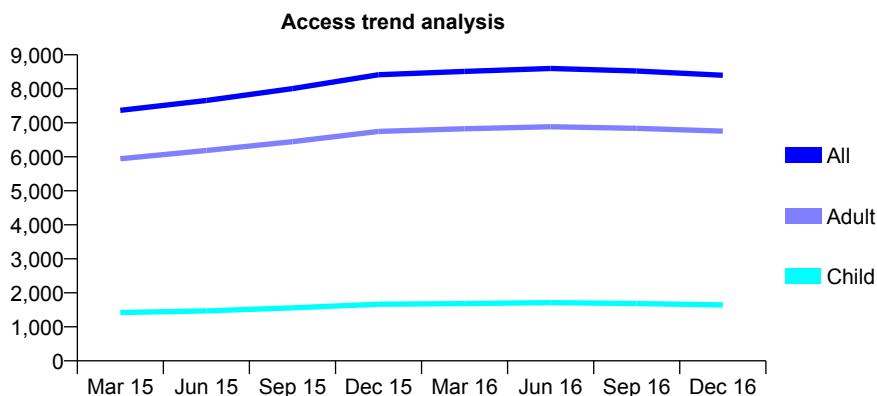
Q66 - Vital Signs At a Glance Contract Report for 102849/0001 - December 2016

Name or company name	Kings Avenue Partnership
Contract type name	GDS Contract
Purpose of contract	General
Contract start date	06/12/2013
Contract end date	

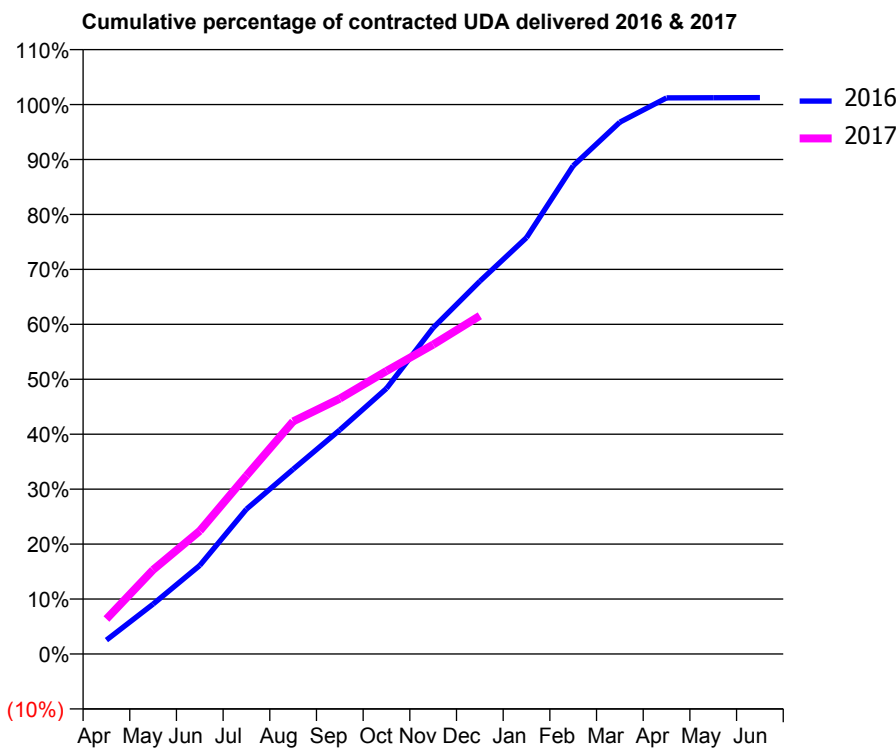
16/17 Contracted general activity (UDA)	26,339
Carry forward general activity (UDA)	-332
16/17 Contracted orthodontic activity (UOA)	0
Carry forward orthodontic activity (UOA)	0
Baseline contract value	£643,095.76

ACCESS*

Patients seen in 24 months	Total	Change since previous quarter
Quarter ending December 2015	8,412	
Quarter ending March 2016	8,510	→
Quarter ending June 2016	8,597	→
Quarter ending September 2016	8,522	→
Quarter ending December 2016	8,397	↓
Variance since December 2015	(0.2%)	→



ACTIVITY



Month	Adjusted Scheduled Activity (UDA)	
	2016	2017
April	665	1,680
May	2,394	4,039
June	4,245	5,903
July	6,947	8,551
August	8,854	11,149
September	10,743	12,242
October	12,727	13,566
November	15,640	14,829
December	17,866	16,210
January	19,957	
February	23,405	
March	25,491	
April	26,656	
May	26,663	
June	26,671	

QUALITY

	Quantity	Base Number	Contract	AT	Region	England
% of FP17s for the same patient ID Re-attending within 3 months - Children	148	1,623	9.1%	10.5%	11.9%	12.4%
% of FP17s for the same patient ID Re-attending within 3 months - Adults	1,181	6,558	18.0%	15.9%	16.5%	16.6%
% of FP17s for the same patient ID Re-attending between 3 & 9 months - Children	1,022	1,623	63.0%	58.4%	60.2%	57.5%
% of FP17s for the same patient ID Re-attending between 3 & 9 months - Adults	3,537	6,558	53.9%	49.8%	52.0%	50.4%
% of FP17s for Band 1 Urgent Courses	976	7,634	12.8%	10.4%	9.5%	9.1%
% of FP17s Relating to Free Repair or Replacements	268	7,634	3.5%	0.9%	0.7%	0.8%
% of FP17s Relating to Continuations	108	7,634	1.4%	1.4%	1.2%	1.3%
% of Patients satisfied with the dentistry they have received	22	25	88.0%	93.0%	92.9%	92.7%
% of Patients satisfied with the time they had to wait for an appointment	19	25	76.0%	87.7%	88.8%	88.8%

* This is based on patients treated on this contract for their most recent course of treatment. Figures in italics indicate the base number of FP17s or Patient Questionnaire responses are less than 100. N/A is shown where the base number of responses is less than 10 during the period. % is calculated as Quantity/Base number*100

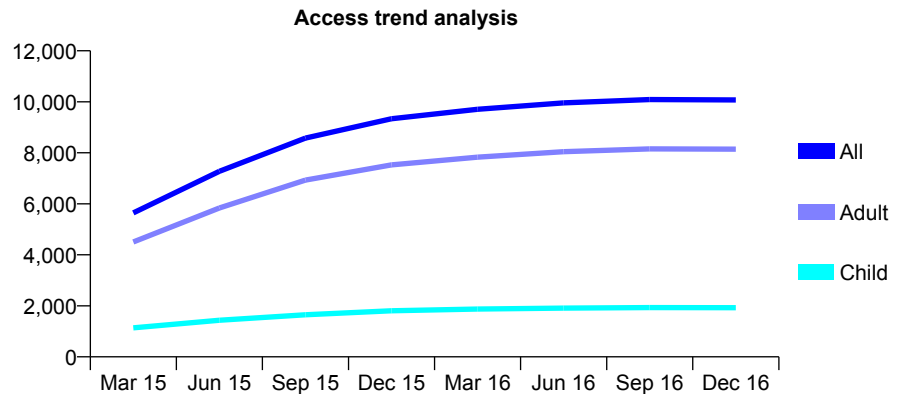
Q66 - Vital Signs At a Glance Contract Report for 106828/0001 - December 2016

Name or company name	Fairfield House
Contract type name	GDS Contract
Purpose of contract	General and Orthodontic
Contract start date	01/10/2014
Contract end date	

16/17 Contracted general activity (UDA)	29,644
Carry forward general activity (UDA)	-593
16/17 Contracted orthodontic activity (UOA)	27
Carry forward orthodontic activity (UOA)	0
Baseline contract value	£748,532.82

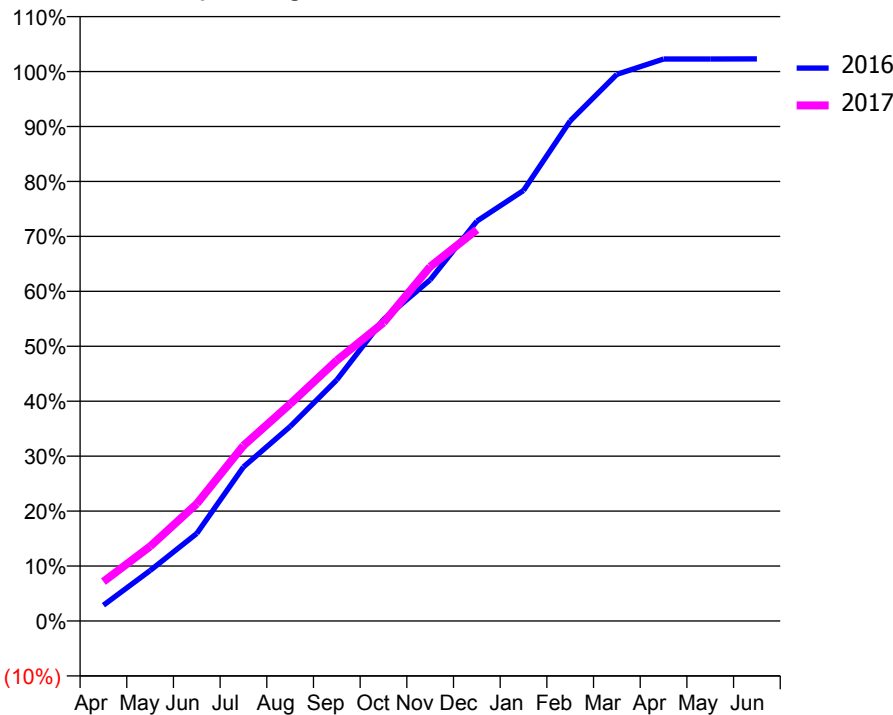
ACCESS*

Patients seen in 24 months	Total	Change since previous quarter
Quarter ending December 2015	9,335	
Quarter ending March 2016	9,706	↑
Quarter ending June 2016	9,957	↑
Quarter ending September 2016	10,090	→
Quarter ending December 2016	10,071	→
Variance since December 2015	7.9%	↑



ACTIVITY

Cumulative percentage of contracted UDA delivered 2016 & 2017



Month	Adjusted Scheduled Activity (UDA)	
	2016	2017
April	851	2,126
May	2,724	4,025
June	4,722	6,328
July	8,315	9,467
August	10,489	11,704
September	13,010	14,061
October	16,267	16,098
November	18,406	19,116
December	21,572	21,108
January	23,224	
February	26,977	
March	29,489	
April	30,319	
May	30,317	
June	30,323	

QUALITY

	Quantity	Base Number	Contract	AT	Region	England
% of FP17s for the same patient ID Re-attending within 3 months - Children	221	2,215	10.0%	10.5%	11.9%	12.4%
% of FP17s for the same patient ID Re-attending within 3 months - Adults	1,995	9,478	21.0%	15.9%	16.5%	16.6%
% of FP17s for the same patient ID Re-attending between 3 & 9 months - Children	1,371	2,215	61.9%	58.4%	60.2%	57.5%
% of FP17s for the same patient ID Re-attending between 3 & 9 months - Adults	4,902	9,478	51.7%	49.8%	52.0%	50.4%
% of FP17s for Band 1 Urgent Courses	891	10,526	8.5%	10.4%	9.5%	9.1%
% of FP17s Relating to Free Repair or Replacements	247	10,526	2.3%	0.9%	0.7%	0.8%
% of FP17s Relating to Continuations	141	10,526	1.3%	1.4%	1.2%	1.3%
% of Patients satisfied with the dentistry they have received	25	25	100.0%	93.0%	92.9%	92.7%
% of Patients satisfied with the time they had to wait for an appointment	25	25	100.0%	87.7%	88.8%	88.8%

* This is based on patients treated on this contract for their most recent course of treatment. Figures in italics indicate the base number of FP17s or Patient Questionnaire responses are less than 100. N/A is shown where the base number of responses is less than 10 during the period. % is calculated as Quantity/Base number*100

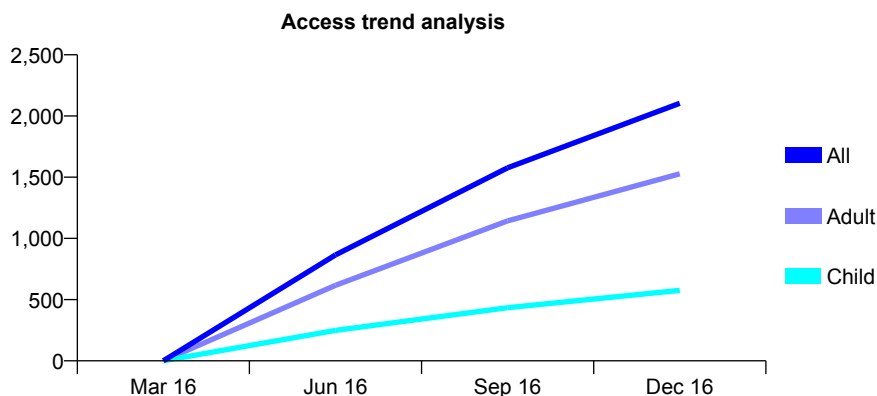
Q66 - Vital Signs At a Glance Contract Report for 107956/0002 - December 2016

Name or company name	Smile Care (Cornwall) Ltd
Contract type name	PDS Contract
Purpose of contract	General
Contract start date	15/01/2016
Contract end date	14/01/2021

16/17 Contracted general activity (UDA)	12,500
Carry forward general activity (UDA)	0
16/17 Contracted orthodontic activity (UOA)	0
Carry forward orthodontic activity (UOA)	0
Baseline contract value	£306,148.14

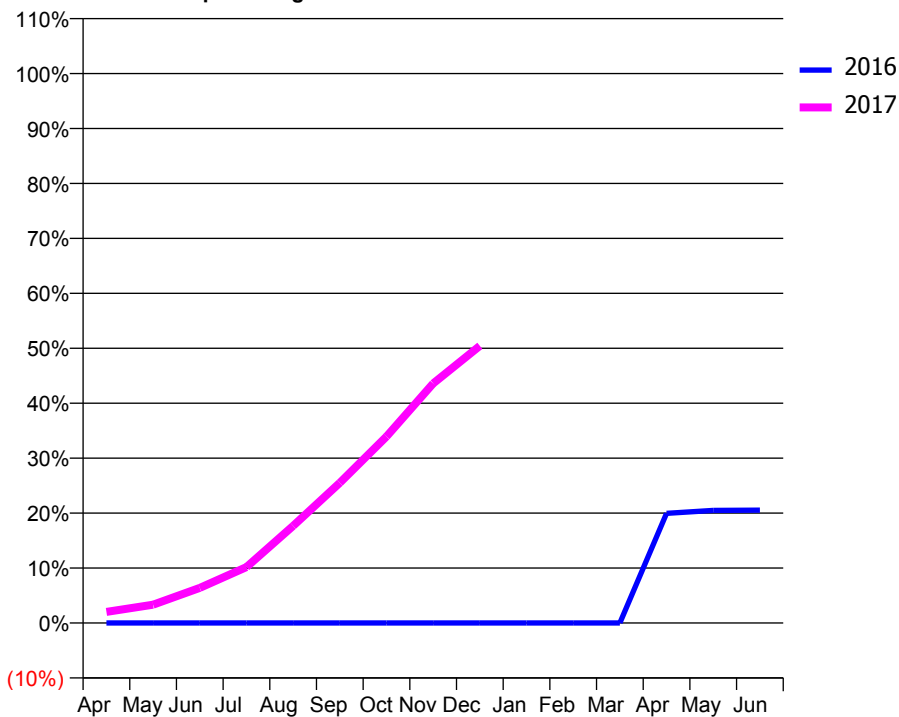
ACCESS*

Patients seen in 24 months	Total	Change since previous quarter
Quarter ending December 2015	0	
Quarter ending March 2016	1	
Quarter ending June 2016	866	↑
Quarter ending September 2016	1,577	↑
Quarter ending December 2016	2,104	↑
Variance since December 2015	N/A	



ACTIVITY

Cumulative percentage of contracted UDA delivered 2016 & 2017



Month	Adjusted Scheduled Activity (UDA)	
	2016	2017
April	0	253
May	0	419
June	0	800
July	0	1,271
August	0	2,211
September	0	3,189
October	0	4,243
November	0	5,448
December	0	6,306
January	0	
February	0	
March	0	
April	593	
May	610	
June	611	

QUALITY

	Quantity	Base Number	Contract	AT	Region	England
% of FP17s for the same patient ID Re-attending within 3 months - Children	32	818	3.9%	10.5%	11.9%	12.4%
% of FP17s for the same patient ID Re-attending within 3 months - Adults	207	2,218	9.3%	15.9%	16.5%	16.6%
% of FP17s for the same patient ID Re-attending between 3 & 9 months - Children	153	818	18.7%	58.4%	60.2%	57.5%
% of FP17s for the same patient ID Re-attending between 3 & 9 months - Adults	380	2,218	17.1%	49.8%	52.0%	50.4%
% of FP17s for Band 1 Urgent Courses	225	2,578	8.7%	10.4%	9.5%	9.1%
% of FP17s Relating to Free Repair or Replacements	10	2,578	0.4%	0.9%	0.7%	0.8%
% of FP17s Relating to Continuations	17	2,578	0.7%	1.4%	1.2%	1.3%
% of Patients satisfied with the dentistry they have received	0	0	N/A	93.0%	92.9%	92.7%
% of Patients satisfied with the time they had to wait for an appointment	0	0	N/A	87.7%	88.8%	88.8%

* This is based on patients treated on this contract for their most recent course of treatment. Figures in italics indicate the base number of FP17s or Patient Questionnaire responses are less than 100. N/A is shown where the base number of responses is less than 10 during the period. % is calculated as Quantity/Base number*100

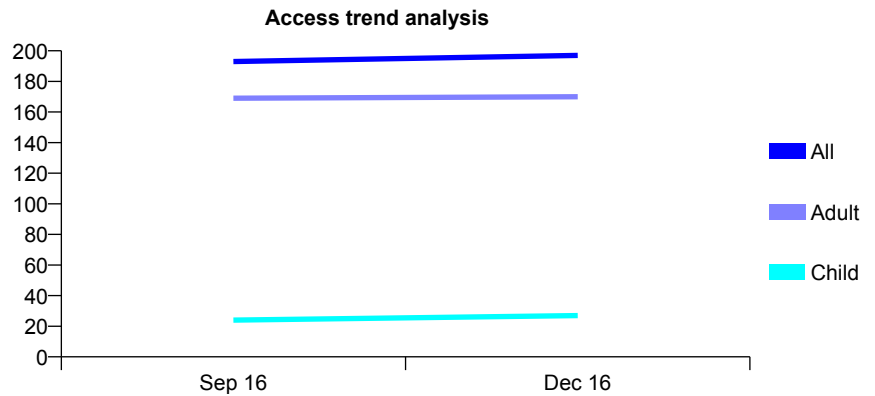
Q66 - Vital Signs At a Glance Contract Report for 107956/0003 - December 2016

Name or company name	Smile Care (Cornwall) Ltd
Contract type name	PDS Contract
Purpose of contract	General
Contract start date	08/02/2016
Contract end date	31/03/2021

16/17 Contracted general activity (UDA)	5,300
Carry forward general activity (UDA)	0
16/17 Contracted orthodontic activity (UOA)	0
Carry forward orthodontic activity (UOA)	0
Baseline contract value	£124,398.19

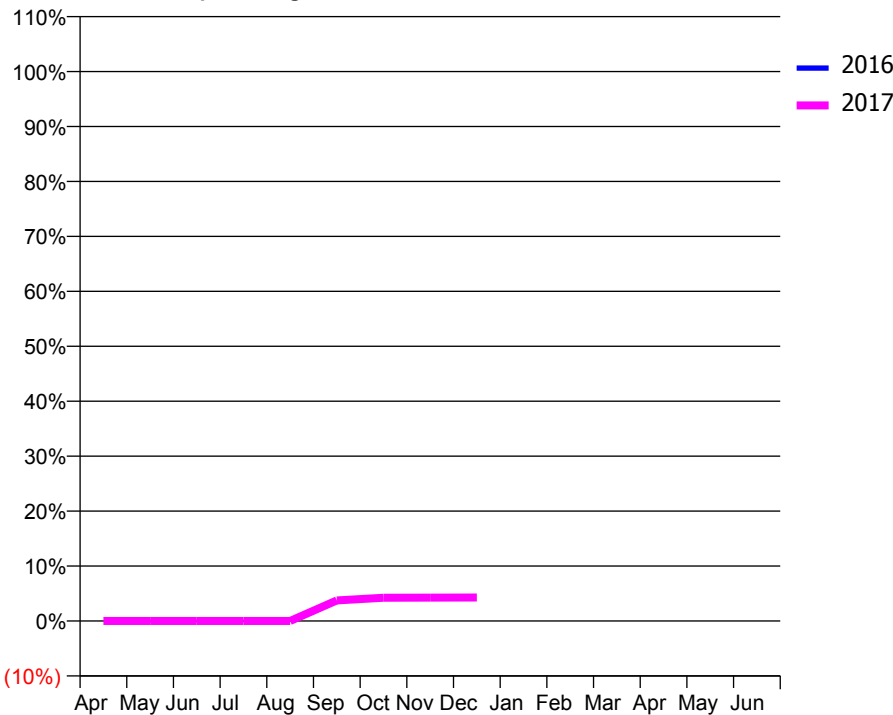
ACCESS*

Patients seen in 24 months	Total	Change since previous quarter
Quarter ending December 2015	0	
Quarter ending March 2016	0	
Quarter ending June 2016	0	
Quarter ending September 2016	193	↑
Quarter ending December 2016	197	↑
Variance since December 2015	N/A	



ACTIVITY

Cumulative percentage of contracted UDA delivered 2016 & 2017



Month	Adjusted Scheduled Activity (UDA)	
	2016	2017
April	0	0
May	0	0
June	0	0
July	0	0
August	0	0
September	0	198
October	0	224
November	0	225
December	0	226
January	0	
February	0	
March	0	
April	0	
May	0	
June	0	

QUALITY

	Quantity	Base Number	Contract	AT	Region	England
% of FP17s for the same patient ID Re-attending within 3 months - Children	0	24	0.0%	10.5%	11.9%	12.4%
% of FP17s for the same patient ID Re-attending within 3 months - Adults	1	176	0.6%	15.9%	16.5%	16.6%
% of FP17s for the same patient ID Re-attending between 3 & 9 months - Children	0	24	0.0%	58.4%	60.2%	57.5%
% of FP17s for the same patient ID Re-attending between 3 & 9 months - Adults	0	176	0.0%	49.8%	52.0%	50.4%
% of FP17s for Band 1 Urgent Courses	2	200	1.0%	10.4%	9.5%	9.1%
% of FP17s Relating to Free Repair or Replacements	0	200	0.0%	0.9%	0.7%	0.8%
% of FP17s Relating to Continuations	0	200	0.0%	1.4%	1.2%	1.3%
% of Patients satisfied with the dentistry they have received	0	0	N/A	93.0%	92.9%	92.7%
% of Patients satisfied with the time they had to wait for an appointment	0	0	N/A	87.7%	88.8%	88.8%

* This is based on patients treated on this contract for their most recent course of treatment. Figures in italics indicate the base number of FP17s or Patient Questionnaire responses are less than 100. N/A is shown where the base number of responses is less than 10 during the period. % is calculated as Quantity/Base number*100

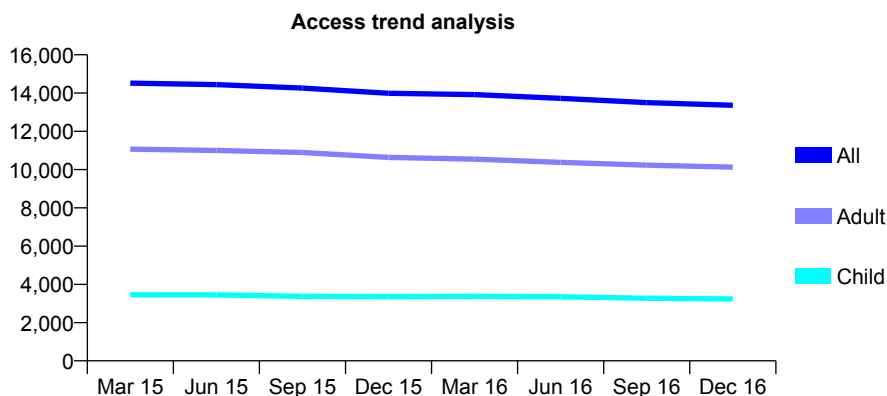
Q66 - Vital Signs At a Glance Contract Report for 107980/0001 - December 2016

Name or company name	BM Pearson Ltd
Contract type name	GDS Contract
Purpose of contract	General and Orthodontic
Contract start date	01/10/2006
Contract end date	

16/17 Contracted general activity (UDA)	36,550
Carry forward general activity (UDA)	-484
16/17 Contracted orthodontic activity (UOA)	210
Carry forward orthodontic activity (UOA)	0
Baseline contract value	£1,199,594.99

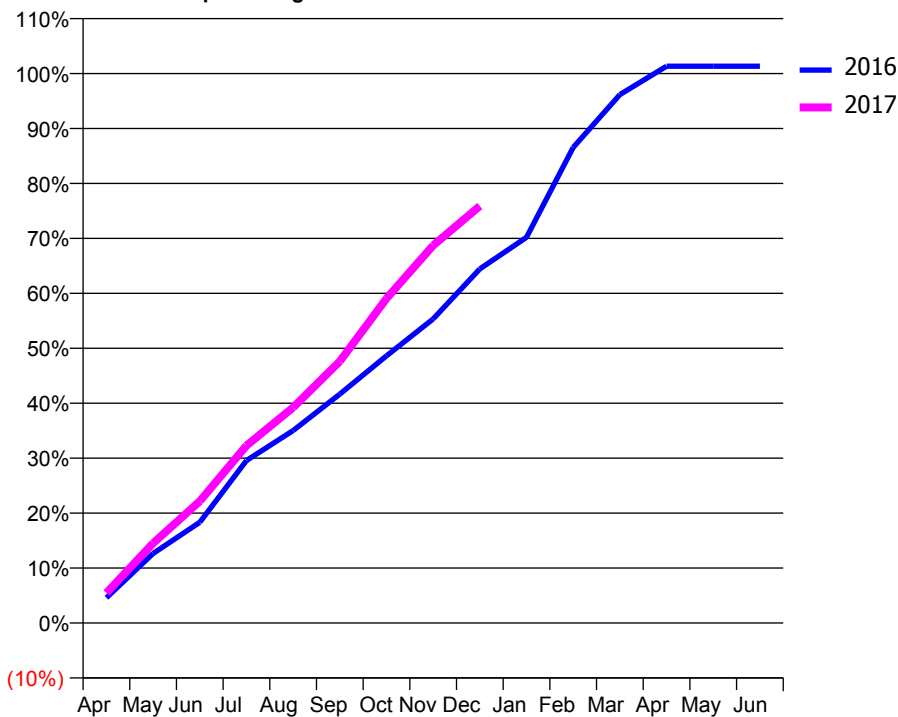
ACCESS*

Patients seen in 24 months	Total	Change since previous quarter
Quarter ending December 2015	13,989	
Quarter ending March 2016	13,921	→
Quarter ending June 2016	13,721	↓
Quarter ending September 2016	13,502	↓
Quarter ending December 2016	13,362	↓
Variance since December 2015	(4.5%)	↓



ACTIVITY

Cumulative percentage of contracted UDA delivered 2016 & 2017



Month	Adjusted Scheduled Activity (UDA)	
	2016	2017
April	1,677	1,999
May	4,629	5,306
June	6,701	8,100
July	10,806	11,802
August	12,805	14,337
September	15,222	17,406
October	17,774	21,580
November	20,223	25,115
December	23,550	27,737
January	25,658	
February	31,632	
March	35,143	
April	37,036	
May	37,033	
June	37,034	

QUALITY

	Quantity	Base Number	Contract	AT	Region	England
% of FP17s for the same patient ID Re-attending within 3 months - Children	274	3,163	8.7%	10.5%	11.9%	12.4%
% of FP17s for the same patient ID Re-attending within 3 months - Adults	1,685	9,010	18.7%	15.9%	16.5%	16.6%
% of FP17s for the same patient ID Re-attending between 3 & 9 months - Children	1,537	3,163	48.6%	58.4%	60.2%	57.5%
% of FP17s for the same patient ID Re-attending between 3 & 9 months - Adults	2,925	9,010	32.5%	49.8%	52.0%	50.4%
% of FP17s for Band 1 Urgent Courses	1,514	11,294	13.4%	10.4%	9.5%	9.1%
% of FP17s Relating to Free Repair or Replacements	60	11,294	0.5%	0.9%	0.7%	0.8%
% of FP17s Relating to Continuations	112	11,294	1.0%	1.4%	1.2%	1.3%
% of Patients satisfied with the dentistry they have received	10	11	90.9%	93.0%	92.9%	92.7%
% of Patients satisfied with the time they had to wait for an appointment	8	11	72.7%	87.7%	88.8%	88.8%

* This is based on patients treated on this contract for their most recent course of treatment. Figures in italics indicate the base number of FP17s or Patient Questionnaire responses are less than 100. N/A is shown where the base number of responses is less than 10 during the period. % is calculated as Quantity/Base number*100

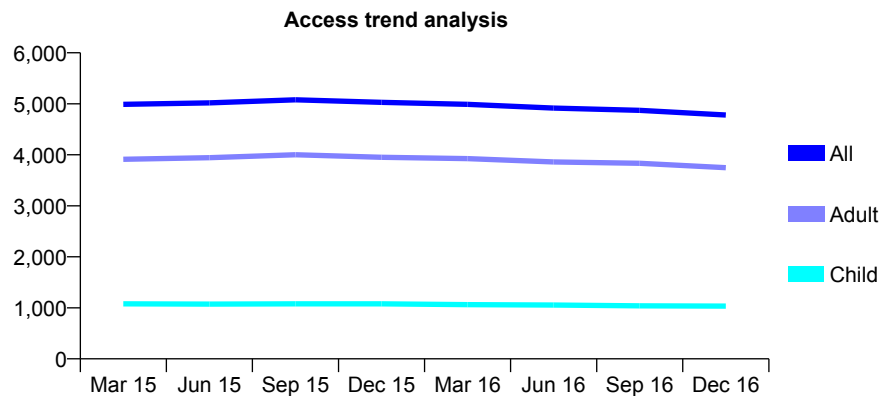
Q66 - Vital Signs At a Glance Contract Report for 108111/0001 - December 2016

Name or company name	Chulmleigh Dental Practice LTD
Contract type name	GDS Contract
Purpose of contract	General
Contract start date	01/11/2007
Contract end date	

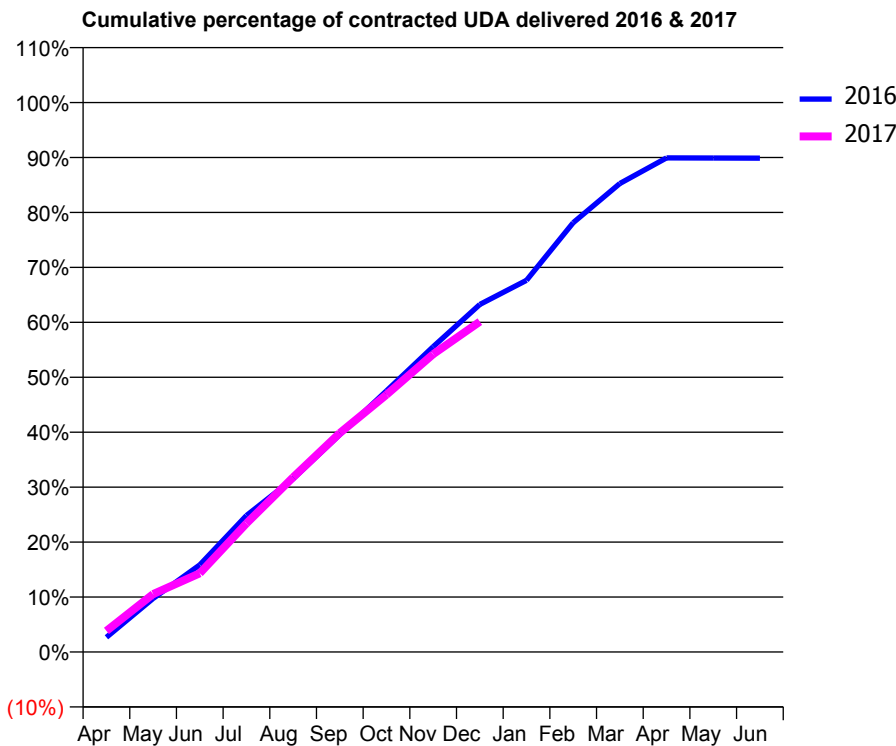
16/17 Contracted general activity (UDA)	12,315
Carry forward general activity (UDA)	0
16/17 Contracted orthodontic activity (UOA)	0
Carry forward orthodontic activity (UOA)	0
Baseline contract value	£331,274.90

ACCESS*

Patients seen in 24 months	Total	Change since previous quarter
Quarter ending December 2015	5,029	
Quarter ending March 2016	4,989	→
Quarter ending June 2016	4,916	↓
Quarter ending September 2016	4,872	→
Quarter ending December 2016	4,781	↓
Variance since December 2015	(4.9%)	↓



ACTIVITY



Month	Adjusted Scheduled Activity (UDA)	
	2016	2017
April	331	473
May	1,201	1,297
June	1,952	1,764
July	3,059	2,883
August	3,883	3,917
September	4,872	4,908
October	5,853	5,766
November	6,843	6,674
December	7,790	7,403
January	8,332	
February	9,621	
March	10,501	
April	11,075	
May	11,070	
June	11,067	

QUALITY

	Quantity	Base Number	Contract	AT	Region	England
% of FP17s for the same patient ID Re-attending within 3 months - Children	61	1,064	5.7%	10.5%	11.9%	12.4%
% of FP17s for the same patient ID Re-attending within 3 months - Adults	398	3,667	10.9%	15.9%	16.5%	16.6%
% of FP17s for the same patient ID Re-attending between 3 & 9 months - Children	608	1,064	57.1%	58.4%	60.2%	57.5%
% of FP17s for the same patient ID Re-attending between 3 & 9 months - Adults	2,166	3,667	59.1%	49.8%	52.0%	50.4%
% of FP17s for Band 1 Urgent Courses	237	3,919	6.0%	10.4%	9.5%	9.1%
% of FP17s Relating to Free Repair or Replacements	62	3,919	1.6%	0.9%	0.7%	0.8%
% of FP17s Relating to Continuations	23	3,919	0.6%	1.4%	1.2%	1.3%
% of Patients satisfied with the dentistry they have received	11	12	91.7%	93.0%	92.9%	92.7%
% of Patients satisfied with the time they had to wait for an appointment	11	12	91.7%	87.7%	88.8%	88.8%

* This is based on patients treated on this contract for their most recent course of treatment. Figures in italics indicate the base number of FP17s or Patient Questionnaire responses are less than 100. N/A is shown where the base number of responses is less than 10 during the period. % is calculated as Quantity/Base number*100

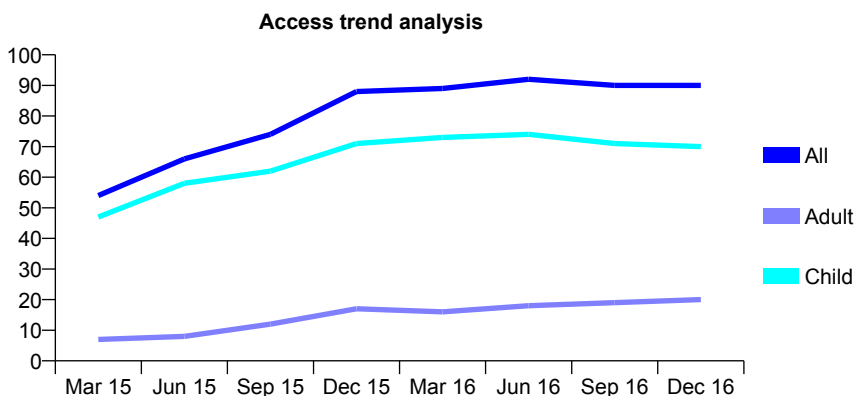
Q66 - Vital Signs At a Glance Contract Report for 109053/0001 - December 2016

Name or company name	Modbury Dental Practice Ltd
Contract type name	GDS Contract
Purpose of contract	General
Contract start date	01/07/2014
Contract end date	

16/17 Contracted general activity (UDA)	172
Carry forward general activity (UDA)	0
16/17 Contracted orthodontic activity (UOA)	0
Carry forward orthodontic activity (UOA)	0
Baseline contract value	£4,735.66

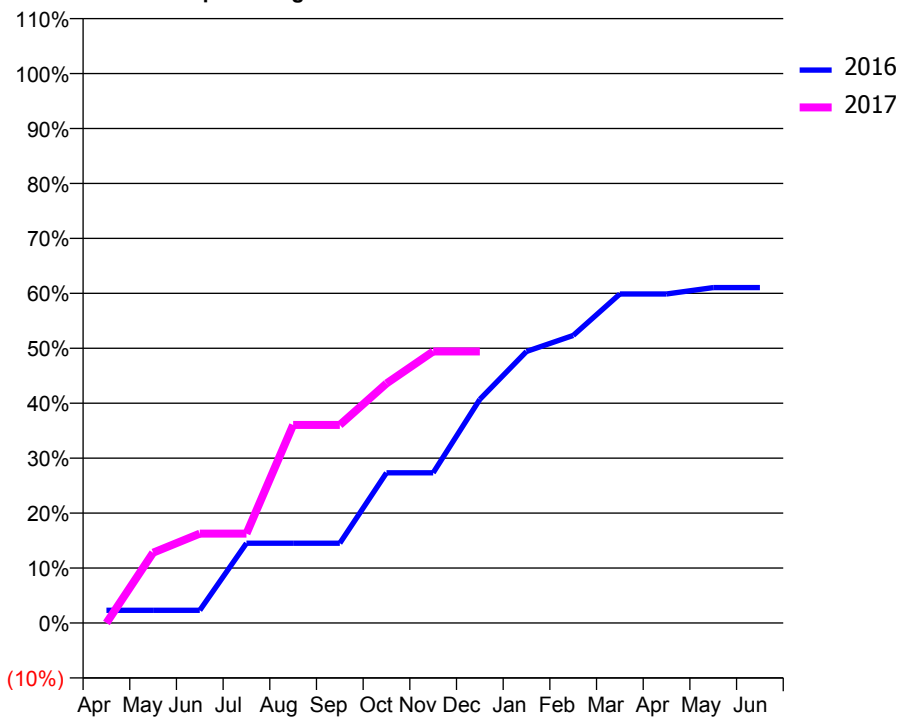
ACCESS*

Patients seen in 24 months	Total	Change since previous quarter
Quarter ending December 2015	88	
Quarter ending March 2016	89	→
Quarter ending June 2016	92	↑
Quarter ending September 2016	90	↓
Quarter ending December 2016	90	→
Variance since December 2015	2.3%	↑



ACTIVITY

Cumulative percentage of contracted UDA delivered 2016 & 2017



Month	Adjusted Scheduled Activity (UDA)	
	2016	2017
April	4	0
May	4	22
June	4	28
July	25	28
August	25	62
September	25	62
October	47	75
November	47	85
December	70	85
January	85	
February	90	
March	103	
April	103	
May	105	
June	105	

QUALITY

	Quantity	Base Number	Contract	AT	Region	England
% of FP17s for the same patient ID Re-attending within 3 months - Children	4	68	5.9%	10.5%	11.9%	12.4%
% of FP17s for the same patient ID Re-attending within 3 months - Adults	0	4	0.0%	15.9%	16.5%	16.6%
% of FP17s for the same patient ID Re-attending between 3 & 9 months - Children	34	68	50.0%	58.4%	60.2%	57.5%
% of FP17s for the same patient ID Re-attending between 3 & 9 months - Adults	2	4	50.0%	49.8%	52.0%	50.4%
% of FP17s for Band 1 Urgent Courses	0	70	0.0%	10.4%	9.5%	9.1%
% of FP17s Relating to Free Repair or Replacements	0	70	0.0%	0.9%	0.7%	0.8%
% of FP17s Relating to Continuations	1	70	1.4%	1.4%	1.2%	1.3%
% of Patients satisfied with the dentistry they have received	0	0	N/A	93.0%	92.9%	92.7%
% of Patients satisfied with the time they had to wait for an appointment	0	0	N/A	87.7%	88.8%	88.8%

* This is based on patients treated on this contract for their most recent course of treatment. Figures in italics indicate the base number of FP17s or Patient Questionnaire responses are less than 100. N/A is shown where the base number of responses is less than 10 during the period. % is calculated as Quantity/Base number*100

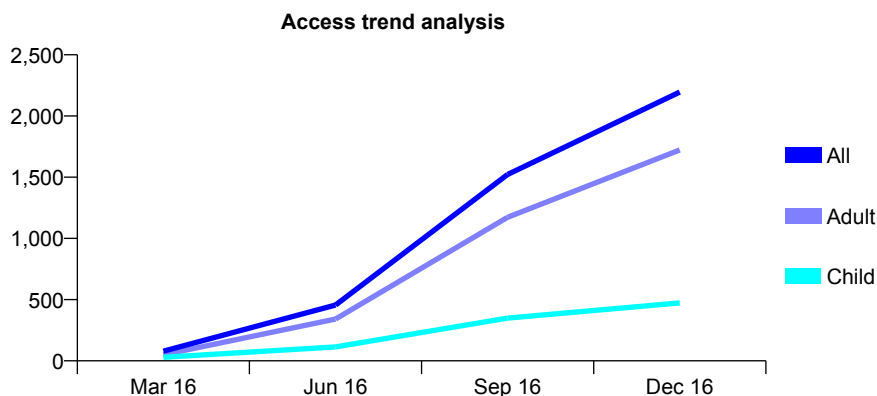
Q66 - Vital Signs At a Glance Contract Report for 110426/0001 - December 2016

Name or company name	Mount Wise Dental Practice
Contract type name	GDS Contract
Purpose of contract	General
Contract start date	01/01/2016
Contract end date	

16/17 Contracted general activity (UDA)	5,874
Carry forward general activity (UDA)	0
16/17 Contracted orthodontic activity (UOA)	0
Carry forward orthodontic activity (UOA)	0
Baseline contract value	£161,815.79

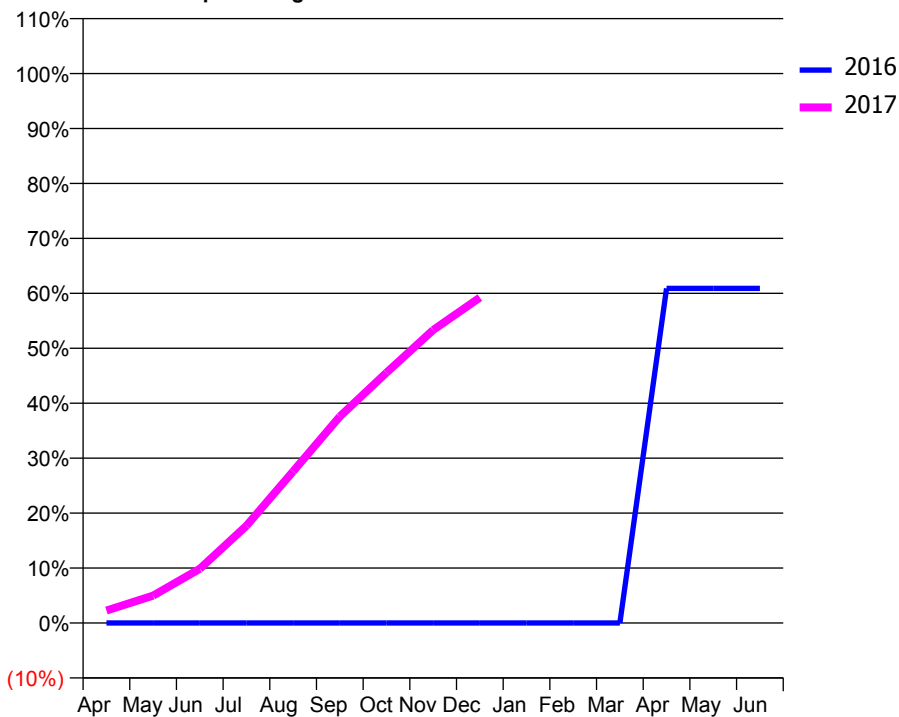
ACCESS*

Patients seen in 24 months	Total	Change since previous quarter
Quarter ending December 2015	0	
Quarter ending March 2016	79	
Quarter ending June 2016	456	↑
Quarter ending September 2016	1,522	↑
Quarter ending December 2016	2,196	↑
Variance since December 2015	N/A	



ACTIVITY

Cumulative percentage of contracted UDA delivered 2016 & 2017



Month	Adjusted Scheduled Activity (UDA)	
	2016	2017
April	0	133
May	0	293
June	0	580
July	0	1,039
August	0	1,622
September	0	2,207
October	0	2,677
November	0	3,133
December	0	3,479
January	0	
February	0	
March	0	
April	147	
May	147	
June	147	

QUALITY

	Quantity	Base Number	Contract	AT	Region	England
% of FP17s for the same patient ID Re-attending within 3 months - Children	23	592	3.9%	10.5%	11.9%	12.4%
% of FP17s for the same patient ID Re-attending within 3 months - Adults	186	2,118	8.8%	15.9%	16.5%	16.6%
% of FP17s for the same patient ID Re-attending between 3 & 9 months - Children	63	592	10.6%	58.4%	60.2%	57.5%
% of FP17s for the same patient ID Re-attending between 3 & 9 months - Adults	200	2,118	9.4%	49.8%	52.0%	50.4%
% of FP17s for Band 1 Urgent Courses	53	1,733	3.1%	10.4%	9.5%	9.1%
% of FP17s Relating to Free Repair or Replacements	7	1,733	0.4%	0.9%	0.7%	0.8%
% of FP17s Relating to Continuations	25	1,733	1.4%	1.4%	1.2%	1.3%
% of Patients satisfied with the dentistry they have received	0	0	N/A	93.0%	92.9%	92.7%
% of Patients satisfied with the time they had to wait for an appointment	0	0	N/A	87.7%	88.8%	88.8%

* This is based on patients treated on this contract for their most recent course of treatment. Figures in italics indicate the base number of FP17s or Patient Questionnaire responses are less than 100. N/A is shown where the base number of responses is less than 10 during the period. % is calculated as Quantity/Base number*100

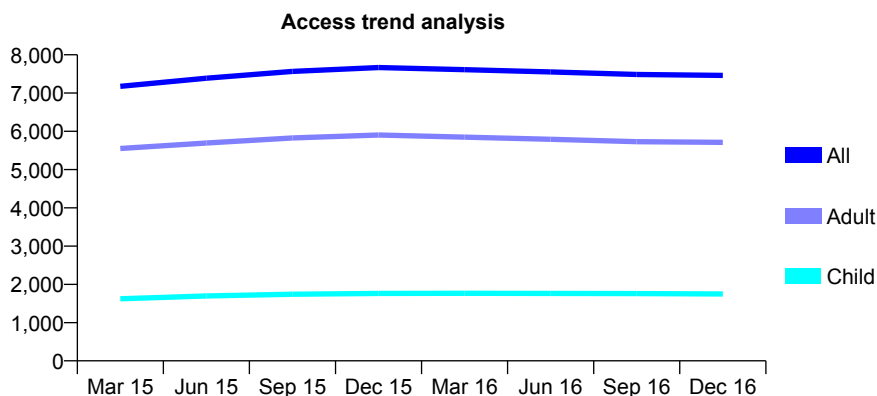
Q66 - Vital Signs At a Glance Contract Report for 110698/0008 - December 2016

Name or company name	Primecare Oral Health Services Ltd
Contract type name	PDS Plus Contract
Purpose of contract	General
Contract start date	21/02/2011
Contract end date	20/02/2021

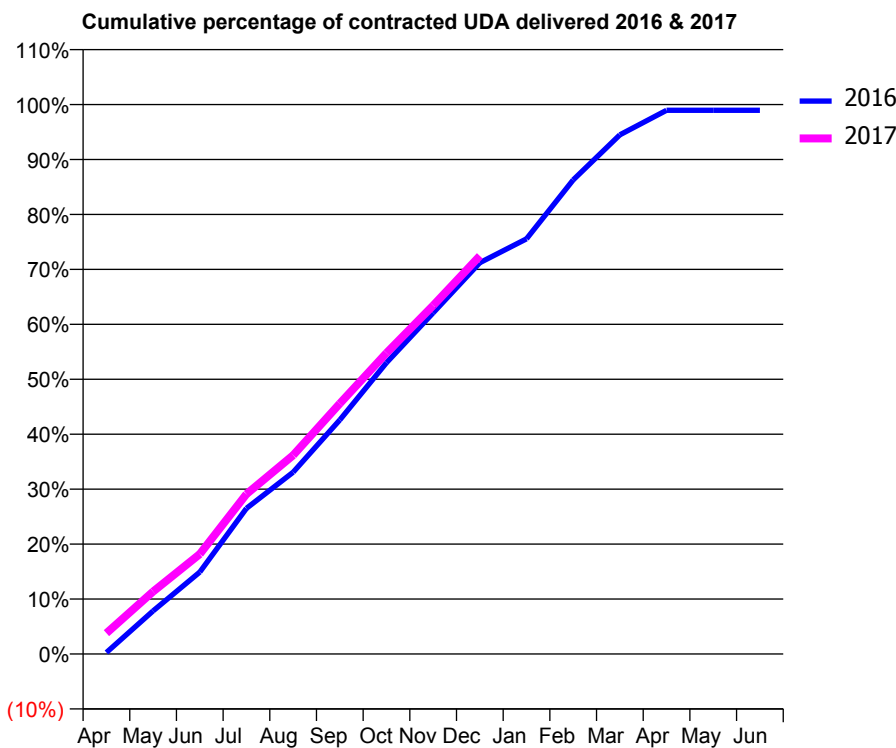
16/17 Contracted general activity (UDA)	18,116
Carry forward general activity (UDA)	0
16/17 Contracted orthodontic activity (UOA)	0
Carry forward orthodontic activity (UOA)	0
Baseline contract value	£267,167.12

ACCESS*

Patients seen in 24 months	Total	Change since previous quarter
Quarter ending December 2015	7,667	
Quarter ending March 2016	7,612	→
Quarter ending June 2016	7,551	→
Quarter ending September 2016	7,486	→
Quarter ending December 2016	7,461	→
Variance since December 2015	(2.7%)	↓



ACTIVITY



Month	Adjusted Scheduled Activity (UDA)	
	2016	2017
April	49	687
May	1,421	2,061
June	2,703	3,297
July	4,805	5,274
August	5,996	6,555
September	7,719	8,260
October	9,605	9,924
November	11,249	11,490
December	12,899	13,123
January	13,688	
February	15,630	
March	17,116	
April	17,924	
May	17,924	
June	17,927	

QUALITY

	Quantity	Base Number	Contract	AT	Region	England
% of FP17s for the same patient ID Re-attending within 3 months - Children	85	2,023	4.2%	10.5%	11.9%	12.4%
% of FP17s for the same patient ID Re-attending within 3 months - Adults	496	5,037	9.8%	15.9%	16.5%	16.6%
% of FP17s for the same patient ID Re-attending between 3 & 9 months - Children	1,316	2,023	65.1%	58.4%	60.2%	57.5%
% of FP17s for the same patient ID Re-attending between 3 & 9 months - Adults	1,546	5,037	30.7%	49.8%	52.0%	50.4%
% of FP17s for Band 1 Urgent Courses	557	6,676	8.3%	10.4%	9.5%	9.1%
% of FP17s Relating to Free Repair or Replacements	43	6,676	0.6%	0.9%	0.7%	0.8%
% of FP17s Relating to Continuations	93	6,676	1.4%	1.4%	1.2%	1.3%
% of Patients satisfied with the dentistry they have received	23	26	88.5%	93.0%	92.9%	92.7%
% of Patients satisfied with the time they had to wait for an appointment	23	26	88.5%	87.7%	88.8%	88.8%

* This is based on patients treated on this contract for their most recent course of treatment. Figures in italics indicate the base number of FP17s or Patient Questionnaire responses are less than 100. N/A is shown where the base number of responses is less than 10 during the period. % is calculated as Quantity/Base number*100

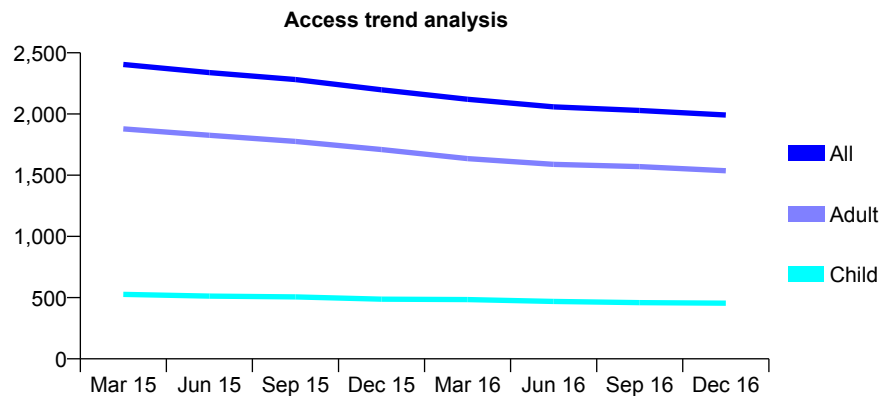
Q66 - Vital Signs At a Glance Contract Report for 110744/0001 - December 2016

Name or company name	Peks Dental LTD
Contract type name	GDS Contract
Purpose of contract	General
Contract start date	01/09/2009
Contract end date	

16/17 Contracted general activity (UDA)	6,000
Carry forward general activity (UDA)	-118
16/17 Contracted orthodontic activity (UOA)	0
Carry forward orthodontic activity (UOA)	0
Baseline contract value	£160,873.52

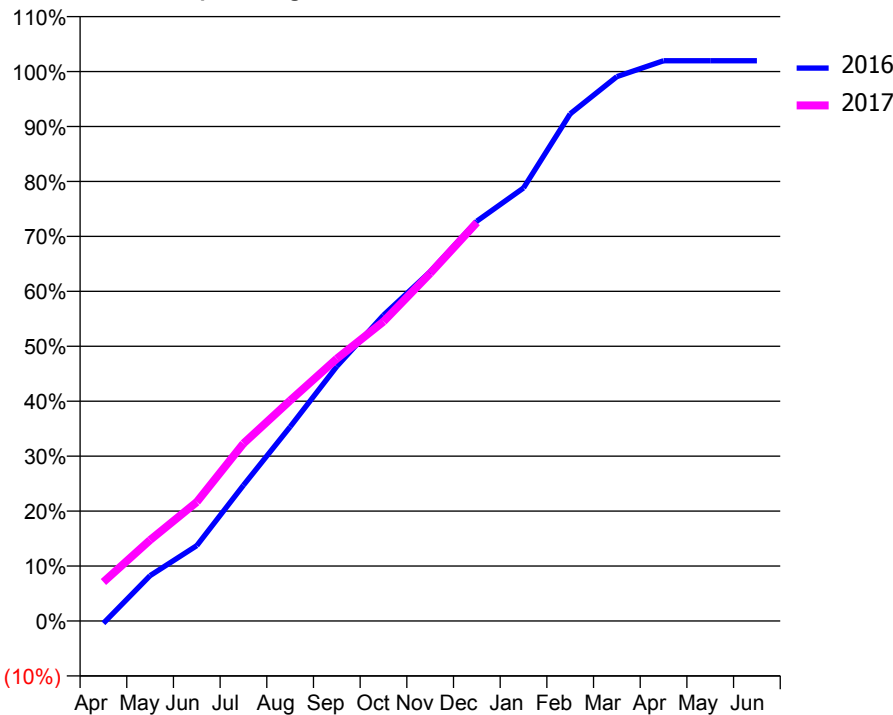
ACCESS*

Patients seen in 24 months	Total	Change since previous quarter
Quarter ending December 2015	2,198	
Quarter ending March 2016	2,120	↓
Quarter ending June 2016	2,058	↓
Quarter ending September 2016	2,029	↓
Quarter ending December 2016	1,992	↓
Variance since December 2015	(9.4%)	↓



ACTIVITY

Cumulative percentage of contracted UDA delivered 2016 & 2017



Month	Adjusted Scheduled Activity (UDA)	
	2016	2017
April	-25	426
May	496	884
June	823	1,299
July	1,483	1,939
August	2,120	2,408
September	2,780	2,865
October	3,339	3,270
November	3,813	3,796
December	4,366	4,352
January	4,729	
February	5,538	
March	5,944	
April	6,118	
May	6,118	
June	6,118	

QUALITY

	Quantity	Base Number	Contract	AT	Region	England
% of FP17s for the same patient ID Re-attending within 3 months - Children	24	447	5.4%	10.5%	11.9%	12.4%
% of FP17s for the same patient ID Re-attending within 3 months - Adults	185	1,421	13.0%	15.9%	16.5%	16.6%
% of FP17s for the same patient ID Re-attending between 3 & 9 months - Children	272	447	60.9%	58.4%	60.2%	57.5%
% of FP17s for the same patient ID Re-attending between 3 & 9 months - Adults	686	1,421	48.3%	49.8%	52.0%	50.4%
% of FP17s for Band 1 Urgent Courses	154	1,790	8.6%	10.4%	9.5%	9.1%
% of FP17s Relating to Free Repair or Replacements	2	1,790	0.1%	0.9%	0.7%	0.8%
% of FP17s Relating to Continuations	11	1,790	0.6%	1.4%	1.2%	1.3%
% of Patients satisfied with the dentistry they have received	2	2	N/A	93.0%	92.9%	92.7%
% of Patients satisfied with the time they had to wait for an appointment	2	2	N/A	87.7%	88.8%	88.8%

* This is based on patients treated on this contract for their most recent course of treatment. Figures in italics indicate the base number of FP17s or Patient Questionnaire responses are less than 100. N/A is shown where the base number of responses is less than 10 during the period. % is calculated as Quantity/Base number*100

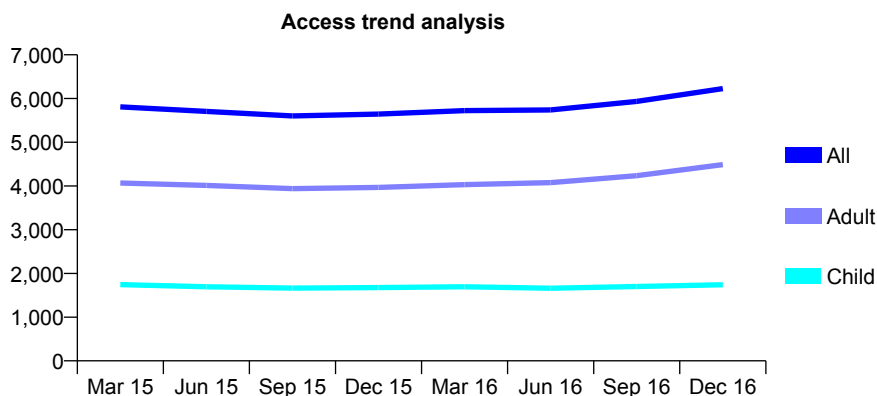
Q66 - Vital Signs At a Glance Contract Report for 111481/0003 - December 2016

Name or company name	Pure Dental Care Ltd
Contract type name	GDS Contract
Purpose of contract	General
Contract start date	01/02/2007
Contract end date	

16/17 Contracted general activity (UDA)	18,235
Carry forward general activity (UDA)	0
16/17 Contracted orthodontic activity (UOA)	0
Carry forward orthodontic activity (UOA)	0
Baseline contract value	£464,856.16

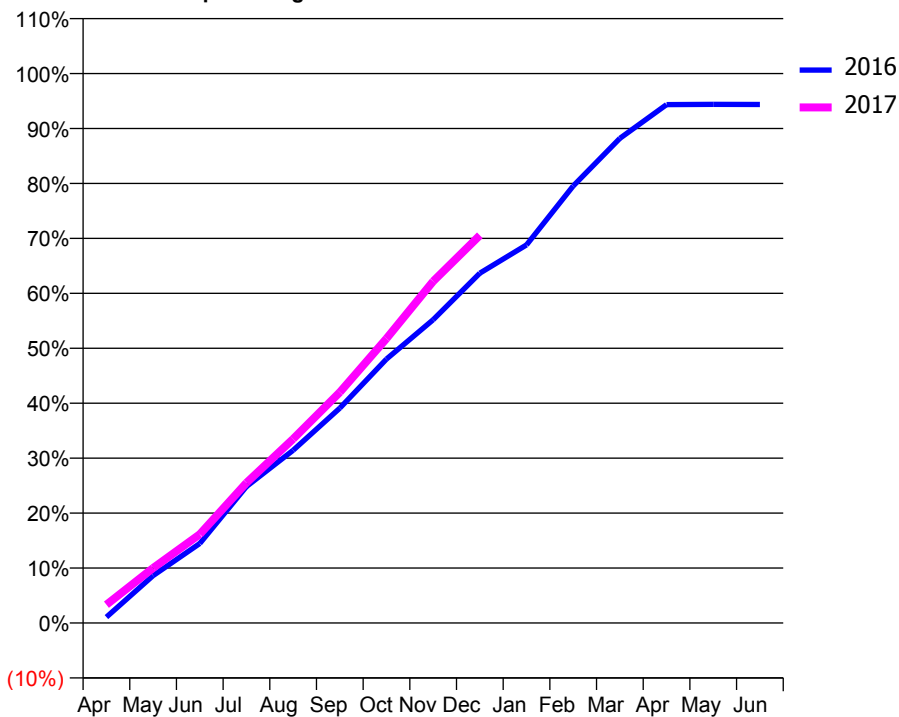
ACCESS*

Patients seen in 24 months	Total	Change since previous quarter
Quarter ending December 2015	5,644	
Quarter ending March 2016	5,723	→
Quarter ending June 2016	5,739	→
Quarter ending September 2016	5,934	↑
Quarter ending December 2016	6,228	↑
Variance since December 2015	10.3%	↑



ACTIVITY

Cumulative percentage of contracted UDA delivered 2016 & 2017



Month	Adjusted Scheduled Activity (UDA)	
	2016	2017
April	198	611
May	1,571	1,827
June	2,641	2,947
July	4,528	4,653
August	5,733	6,110
September	7,130	7,656
October	8,760	9,439
November	10,066	11,338
December	11,608	12,866
January	12,546	
February	14,501	
March	16,085	
April	17,203	
May	17,210	
June	17,208	

QUALITY

	Quantity	Base Number	Contract	AT	Region	England
% of FP17s for the same patient ID Re-attending within 3 months - Children	147	2,111	7.0%	10.5%	11.9%	12.4%
% of FP17s for the same patient ID Re-attending within 3 months - Adults	750	5,274	14.2%	15.9%	16.5%	16.6%
% of FP17s for the same patient ID Re-attending between 3 & 9 months - Children	1,428	2,111	67.6%	58.4%	60.2%	57.5%
% of FP17s for the same patient ID Re-attending between 3 & 9 months - Adults	3,148	5,274	59.7%	49.8%	52.0%	50.4%
% of FP17s for Band 1 Urgent Courses	551	6,888	8.0%	10.4%	9.5%	9.1%
% of FP17s Relating to Free Repair or Replacements	49	6,888	0.7%	0.9%	0.7%	0.8%
% of FP17s Relating to Continuations	33	6,888	0.5%	1.4%	1.2%	1.3%
% of Patients satisfied with the dentistry they have received	15	16	93.8%	93.0%	92.9%	92.7%
% of Patients satisfied with the time they had to wait for an appointment	16	16	100.0%	87.7%	88.8%	88.8%

* This is based on patients treated on this contract for their most recent course of treatment. Figures in italics indicate the base number of FP17s or Patient Questionnaire responses are less than 100. N/A is shown where the base number of responses is less than 10 during the period. % is calculated as Quantity/Base number*100

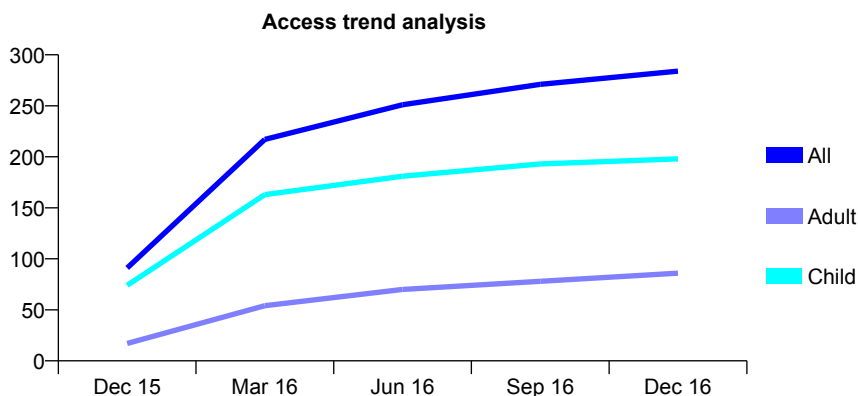
Q66 - Vital Signs At a Glance Contract Report for 113093/0001 - December 2016

Name or company name	Dr Emma Kateb
Contract type name	GDS Contract
Purpose of contract	General
Contract start date	01/10/2015
Contract end date	

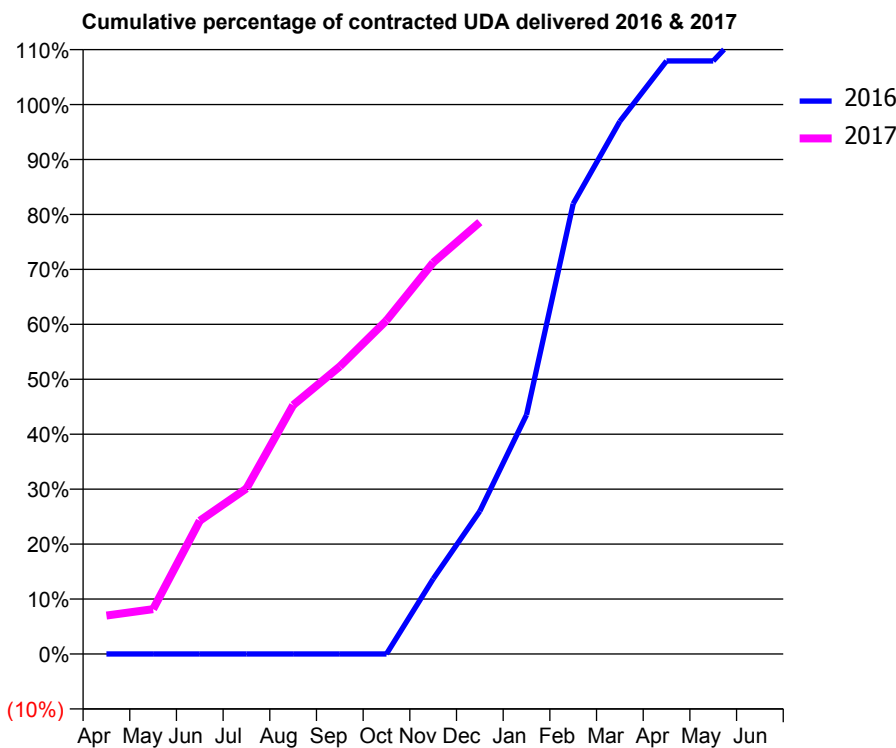
16/17 Contracted general activity (UDA)	600
Carry forward general activity (UDA)	-7
16/17 Contracted orthodontic activity (UOA)	0
Carry forward orthodontic activity (UOA)	0
Baseline contract value	£14,231.75

ACCESS*

Patients seen in 24 months	Total	Change since previous quarter
Quarter ending December 2015	91	
Quarter ending March 2016	217	↑
Quarter ending June 2016	251	↑
Quarter ending September 2016	271	↑
Quarter ending December 2016	284	↑
Variance since December 2015	212.1%	↑



ACTIVITY



Month	Adjusted Scheduled Activity (UDA)	
	2016	2017
April	0	42
May	0	49
June	0	146
July	0	181
August	0	272
September	0	314
October	0	364
November	41	427
December	78	472
January	131	
February	246	
March	291	
April	324	
May	324	
June	351	

QUALITY

	Quantity	Base Number	Contract	AT	Region	England
% of FP17s for the same patient ID Re-attending within 3 months - Children	15	249	6.0%	10.5%	11.9%	12.4%
% of FP17s for the same patient ID Re-attending within 3 months - Adults	11	85	12.9%	15.9%	16.5%	16.6%
% of FP17s for the same patient ID Re-attending between 3 & 9 months - Children	164	249	65.9%	58.4%	60.2%	57.5%
% of FP17s for the same patient ID Re-attending between 3 & 9 months - Adults	41	85	48.2%	49.8%	52.0%	50.4%
% of FP17s for Band 1 Urgent Courses	8	313	2.6%	10.4%	9.5%	9.1%
% of FP17s Relating to Free Repair or Replacements	0	313	0.0%	0.9%	0.7%	0.8%
% of FP17s Relating to Continuations	4	313	1.3%	1.4%	1.2%	1.3%
% of Patients satisfied with the dentistry they have received	0	0	N/A	93.0%	92.9%	92.7%
% of Patients satisfied with the time they had to wait for an appointment	0	0	N/A	87.7%	88.8%	88.8%

* This is based on patients treated on this contract for their most recent course of treatment. Figures in italics indicate the base number of FP17s or Patient Questionnaire responses are less than 100. N/A is shown where the base number of responses is less than 10 during the period. % is calculated as Quantity/Base number*100

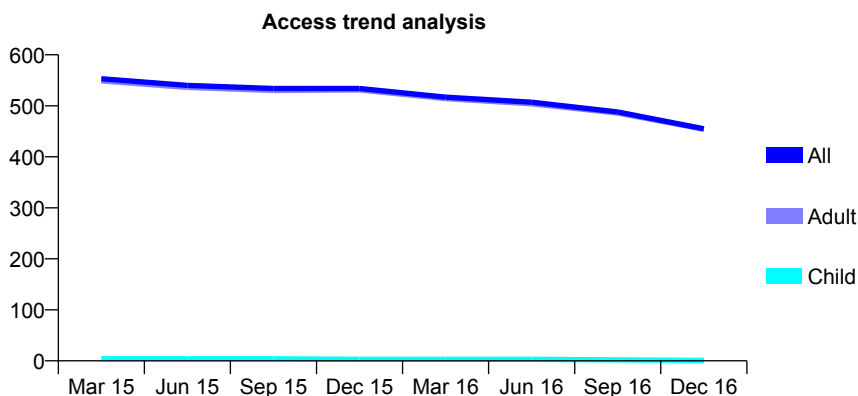
Q66 - Vital Signs At a Glance Contract Report for 113972/0002 - December 2016

Name or company name	Access Dental Ltd
Contract type name	PDS Contract
Purpose of contract	General
Contract start date	01/04/2007
Contract end date	31/03/2017

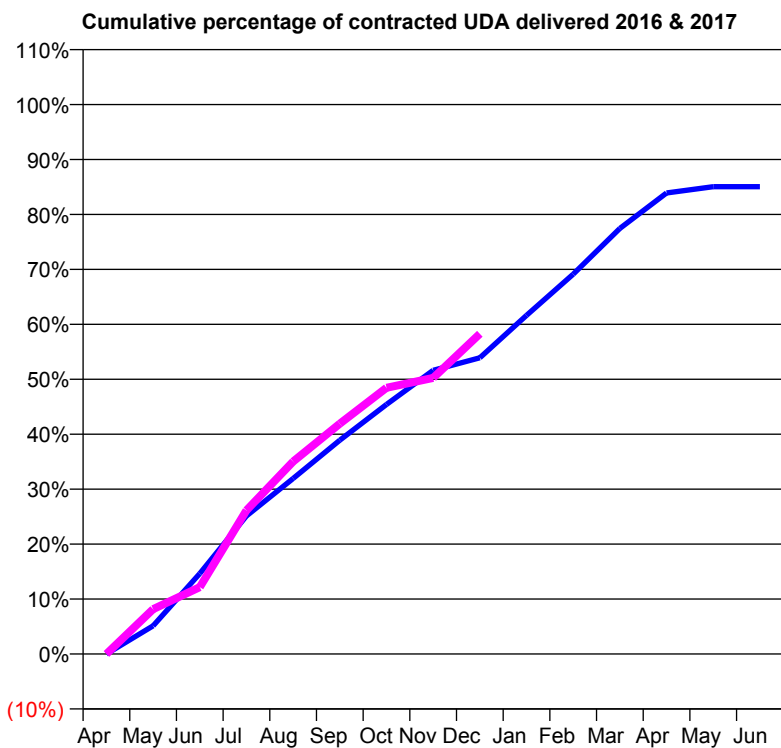
16/17 Contracted general activity (UDA)	1,000
Carry forward general activity (UDA)	0
16/17 Contracted orthodontic activity (UOA)	0
Carry forward orthodontic activity (UOA)	0
Baseline contract value	£0.00

ACCESS*

Patients seen in 24 months	Total	Change since previous quarter
Quarter ending December 2015	534	
Quarter ending March 2016	517	↓
Quarter ending June 2016	507	↓
Quarter ending September 2016	488	↓
Quarter ending December 2016	455	↓
Variance since December 2015	(14.8%)	↓



ACTIVITY



Month	Adjusted Scheduled Activity (UDA)	
	2016	2017
April	0	0
May	51	82
June	146	122
July	251	261
August	319	350
September	389	419
October	454	484
November	516	502
December	539	583
January	616	
February	691	
March	774	
April	839	
May	850	
June	850	

QUALITY

	Quantity	Base Number	Contract	AT	Region	England
% of FP17s for the same patient ID Re-attending within 3 months - Children	0	0	N/A	10.5%	11.9%	12.4%
% of FP17s for the same patient ID Re-attending within 3 months - Adults	14	238	5.9%	15.9%	16.5%	16.6%
% of FP17s for the same patient ID Re-attending between 3 & 9 months - Children	0	0	N/A	58.4%	60.2%	57.5%
% of FP17s for the same patient ID Re-attending between 3 & 9 months - Adults	12	238	5.0%	49.8%	52.0%	50.4%
% of FP17s for Band 1 Urgent Courses	89	207	43.0%	10.4%	9.5%	9.1%
% of FP17s Relating to Free Repair or Replacements	0	207	0.0%	0.9%	0.7%	0.8%
% of FP17s Relating to Continuations	0	207	0.0%	1.4%	1.2%	1.3%
% of Patients satisfied with the dentistry they have received	0	0	N/A	93.0%	92.9%	92.7%
% of Patients satisfied with the time they had to wait for an appointment	0	0	N/A	87.7%	88.8%	88.8%

* This is based on patients treated on this contract for their most recent course of treatment. Figures in italics indicate the base number of FP17s or Patient Questionnaire responses are less than 100. N/A is shown where the base number of responses is less than 10 during the period. % is calculated as Quantity/Base number*100

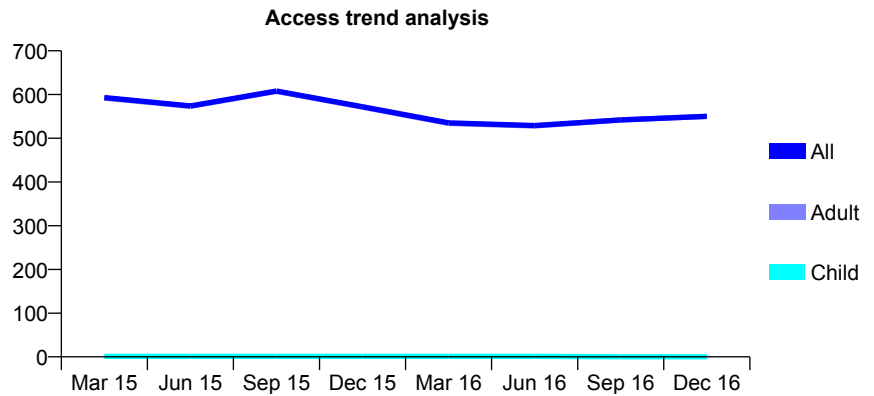
Q66 - Vital Signs At a Glance Contract Report for 113972/0003 - December 2016

Name or company name	Access Dental Ltd
Contract type name	PDS Contract
Purpose of contract	General
Contract start date	01/04/2007
Contract end date	31/03/2017

16/17 Contracted general activity (UDA)	1,500
Carry forward general activity (UDA)	0
16/17 Contracted orthodontic activity (UOA)	0
Carry forward orthodontic activity (UOA)	0
Baseline contract value	£0.00

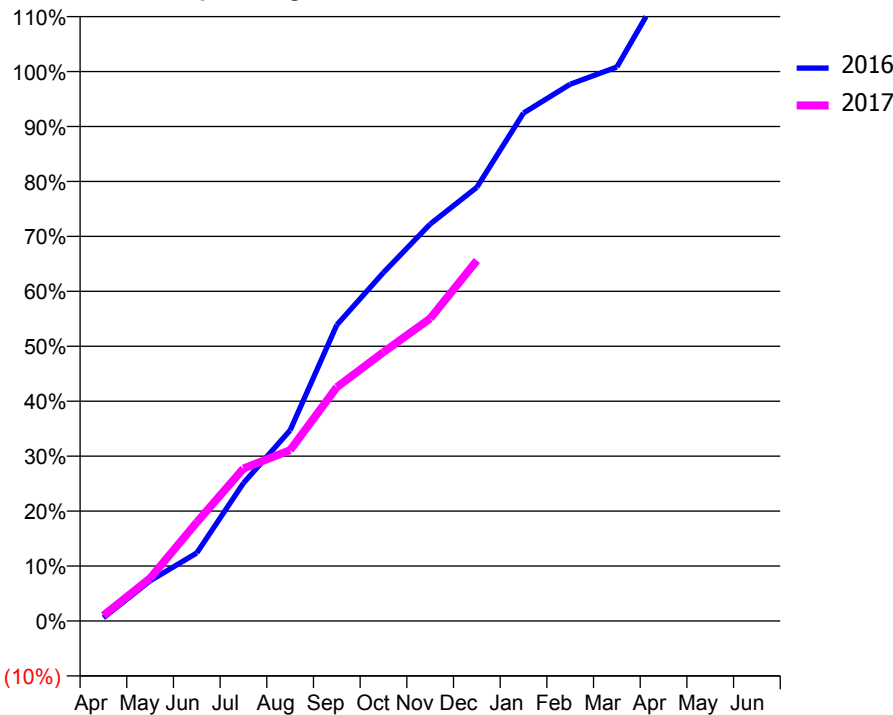
ACCESS*

Patients seen in 24 months	Total	Change since previous quarter
Quarter ending December 2015	572	
Quarter ending March 2016	535	↓
Quarter ending June 2016	529	↓
Quarter ending September 2016	542	↑
Quarter ending December 2016	550	→
Variance since December 2015	(3.8%)	↓



ACTIVITY

Cumulative percentage of contracted UDA delivered 2016 & 2017



Month	Adjusted Scheduled Activity (UDA)	
	2016	2017
April	9	15
May	110	117
June	186	270
July	376	416
August	521	466
September	808	638
October	951	734
November	1,084	826
December	1,184	984
January	1,387	
February	1,465	
March	1,512	
April	1,732	
May	1,736	
June	1,747	

QUALITY

	Quantity	Base Number	Contract	AT	Region	England
% of FP17s for the same patient ID Re-attending within 3 months - Children	0	0	N/A	10.5%	11.9%	12.4%
% of FP17s for the same patient ID Re-attending within 3 months - Adults	59	347	17.0%	15.9%	16.5%	16.6%
% of FP17s for the same patient ID Re-attending between 3 & 9 months - Children	0	0	N/A	58.4%	60.2%	57.5%
% of FP17s for the same patient ID Re-attending between 3 & 9 months - Adults	47	347	13.5%	49.8%	52.0%	50.4%
% of FP17s for Band 1 Urgent Courses	81	285	28.4%	10.4%	9.5%	9.1%
% of FP17s Relating to Free Repair or Replacements	0	285	0.0%	0.9%	0.7%	0.8%
% of FP17s Relating to Continuations	0	285	0.0%	1.4%	1.2%	1.3%
% of Patients satisfied with the dentistry they have received	0	0	N/A	93.0%	92.9%	92.7%
% of Patients satisfied with the time they had to wait for an appointment	0	0	N/A	87.7%	88.8%	88.8%

* This is based on patients treated on this contract for their most recent course of treatment. Figures in italics indicate the base number of FP17s or Patient Questionnaire responses are less than 100. N/A is shown where the base number of responses is less than 10 during the period. % is calculated as Quantity/Base number*100

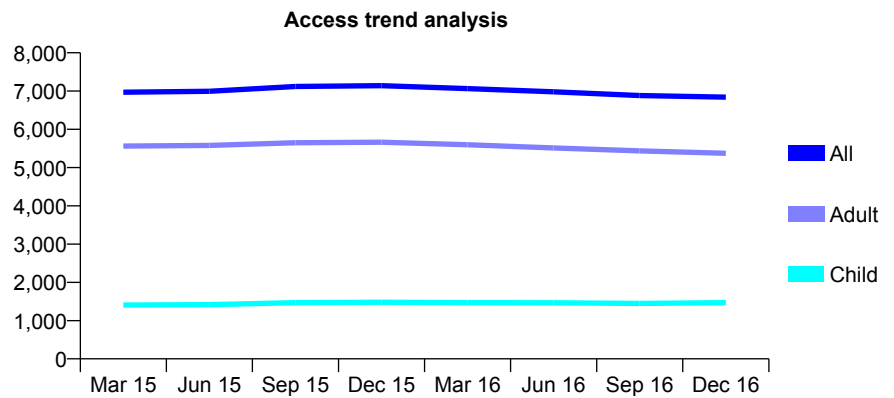
Q66 - Vital Signs At a Glance Contract Report for 115150/0001 - December 2016

Name or company name	Newquay Dental Centre Ltd
Contract type name	GDS Contract
Purpose of contract	General
Contract start date	01/04/2013
Contract end date	

16/17 Contracted general activity (UDA)	23,500
Carry forward general activity (UDA)	-319
16/17 Contracted orthodontic activity (UOA)	0
Carry forward orthodontic activity (UOA)	0
Baseline contract value	£625,097.17

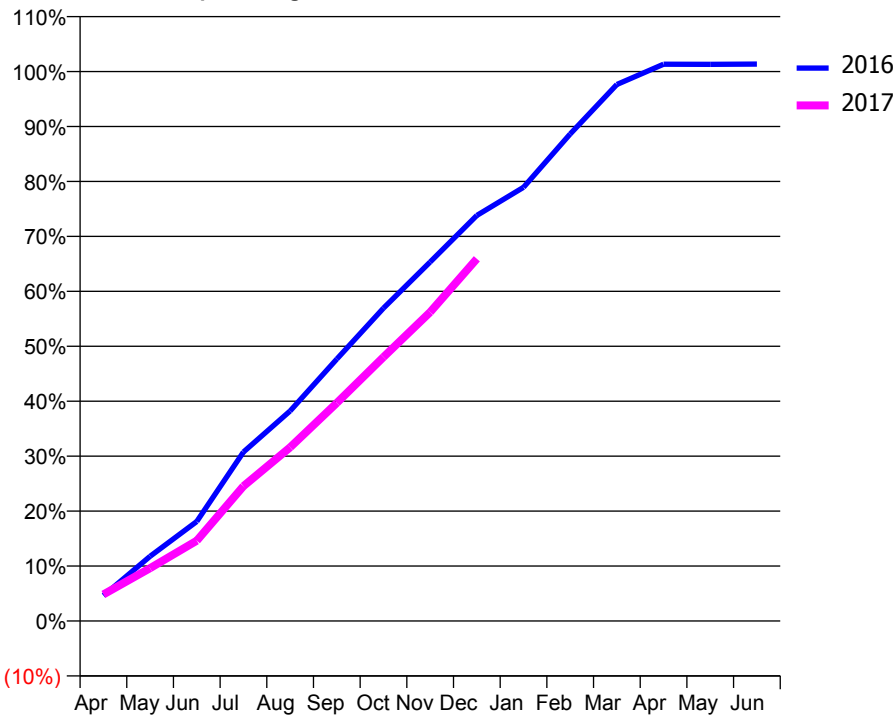
ACCESS*

Patients seen in 24 months	Total	Change since previous quarter
Quarter ending December 2015	7,142	
Quarter ending March 2016	7,065	↓
Quarter ending June 2016	6,980	↓
Quarter ending September 2016	6,884	↓
Quarter ending December 2016	6,842	→
Variance since December 2015	(4.2%)	↓



ACTIVITY

Cumulative percentage of contracted UDA delivered 2016 & 2017



Month	Adjusted Scheduled Activity (UDA)	
	2016	2017
April	1,084	1,140
May	2,770	2,259
June	4,259	3,437
July	7,226	5,768
August	8,982	7,429
September	11,201	9,329
October	13,380	11,288
November	15,353	13,210
December	17,345	15,491
January	18,549	
February	20,828	
March	22,946	
April	23,811	
May	23,808	
June	23,819	

QUALITY

	Quantity	Base Number	Contract	AT	Region	England
% of FP17s for the same patient ID Re-attending within 3 months - Children	88	1,506	5.8%	10.5%	11.9%	12.4%
% of FP17s for the same patient ID Re-attending within 3 months - Adults	681	5,198	13.1%	15.9%	16.5%	16.6%
% of FP17s for the same patient ID Re-attending between 3 & 9 months - Children	885	1,506	58.8%	58.4%	60.2%	57.5%
% of FP17s for the same patient ID Re-attending between 3 & 9 months - Adults	2,577	5,198	49.6%	49.8%	52.0%	50.4%
% of FP17s for Band 1 Urgent Courses	658	6,388	10.3%	10.4%	9.5%	9.1%
% of FP17s Relating to Free Repair or Replacements	36	6,388	0.6%	0.9%	0.7%	0.8%
% of FP17s Relating to Continuations	39	6,388	0.6%	1.4%	1.2%	1.3%
% of Patients satisfied with the dentistry they have received	12	13	92.3%	93.0%	92.9%	92.7%
% of Patients satisfied with the time they had to wait for an appointment	11	13	84.6%	87.7%	88.8%	88.8%

* This is based on patients treated on this contract for their most recent course of treatment. Figures in italics indicate the base number of FP17s or Patient Questionnaire responses are less than 100. N/A is shown where the base number of responses is less than 10 during the period. % is calculated as Quantity/Base number*100

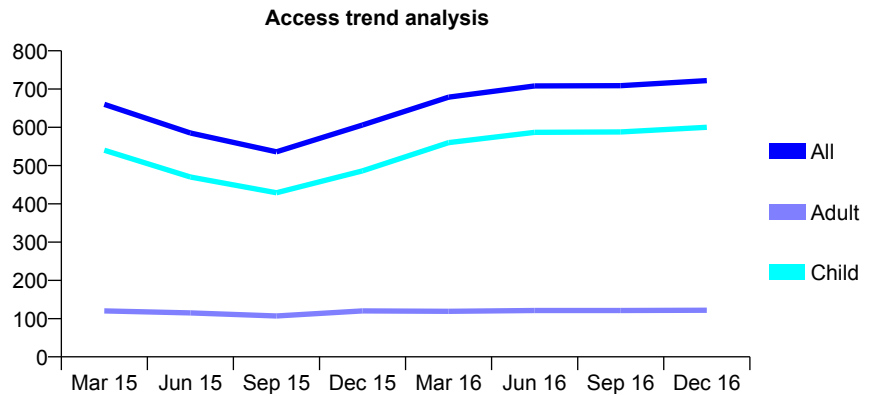
Q66 - Vital Signs At a Glance Contract Report for 116106/0001 - December 2016

Name or company name	Ward Dental Ltd
Contract type name	GDS Contract
Purpose of contract	General and Orthodontic
Contract start date	01/06/2007
Contract end date	

16/17 Contracted general activity (UDA)	1,378
Carry forward general activity (UDA)	-10
16/17 Contracted orthodontic activity (UOA)	650
Carry forward orthodontic activity (UOA)	1
Baseline contract value	£79,728.12

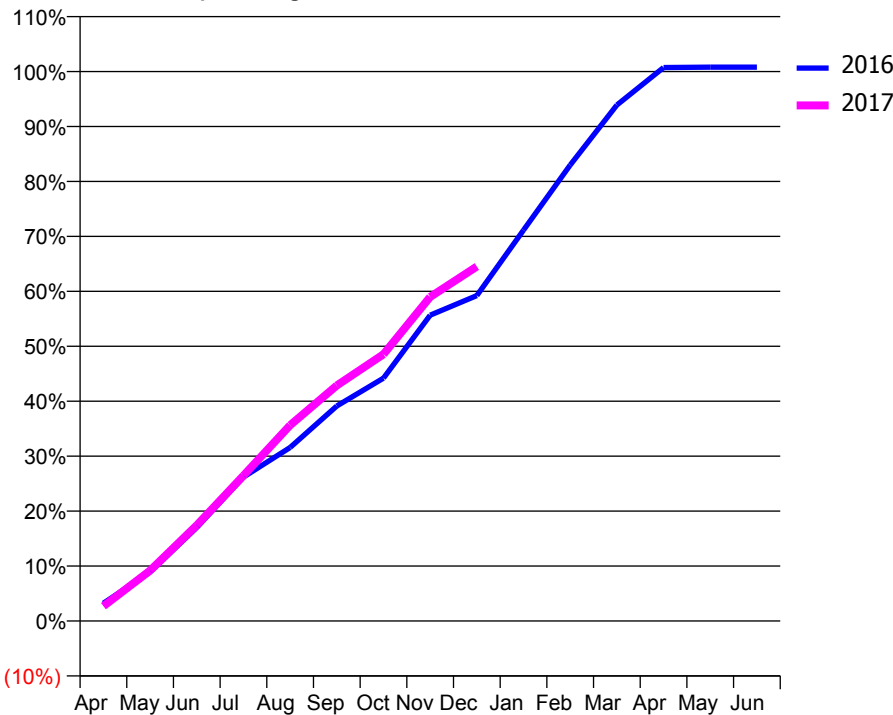
ACCESS*

Patients seen in 24 months	Total	Change since previous quarter
Quarter ending December 2015	606	
Quarter ending March 2016	679	↑
Quarter ending June 2016	708	↑
Quarter ending September 2016	709	→
Quarter ending December 2016	722	→
Variance since December 2015	19.1%	↑



ACTIVITY

Cumulative percentage of contracted UDA delivered 2016 & 2017



Month	Adjusted Scheduled Activity (UDA)	
	2016	2017
April	40	37
May	112	127
June	213	240
July	327	365
August	395	491
September	489	591
October	553	669
November	696	813
December	740	889
January	889	
February	1,037	
March	1,174	
April	1,259	
May	1,260	
June	1,260	

QUALITY

	Quantity	Base Number	Contract	AT	Region	England
% of FP17s for the same patient ID Re-attending within 3 months - Children	60	746	8.0%	10.5%	11.9%	12.4%
% of FP17s for the same patient ID Re-attending within 3 months - Adults	7	51	13.7%	15.9%	16.5%	16.6%
% of FP17s for the same patient ID Re-attending between 3 & 9 months - Children	412	746	55.2%	58.4%	60.2%	57.5%
% of FP17s for the same patient ID Re-attending between 3 & 9 months - Adults	31	51	60.8%	49.8%	52.0%	50.4%
% of FP17s for Band 1 Urgent Courses	20	663	3.0%	10.4%	9.5%	9.1%
% of FP17s Relating to Free Repair or Replacements	0	663	0.0%	0.9%	0.7%	0.8%
% of FP17s Relating to Continuations	7	663	1.1%	1.4%	1.2%	1.3%
% of Patients satisfied with the dentistry they have received	0	0	N/A	93.0%	92.9%	92.7%
% of Patients satisfied with the time they had to wait for an appointment	0	0	N/A	87.7%	88.8%	88.8%

* This is based on patients treated on this contract for their most recent course of treatment. Figures in italics indicate the base number of FP17s or Patient Questionnaire responses are less than 100. N/A is shown where the base number of responses is less than 10 during the period. % is calculated as Quantity/Base number*100

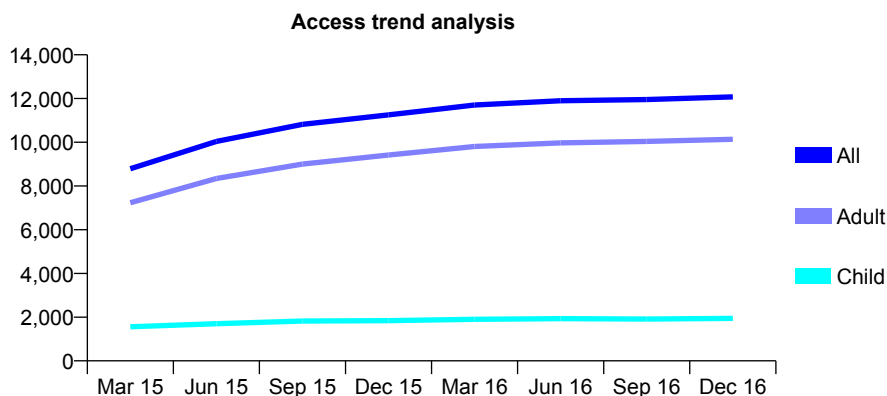
Q66 - Vital Signs At a Glance Contract Report for 116475/0001 - December 2016

Name or company name	T.Bellingan Ltd.
Contract type name	GDS Contract
Purpose of contract	General
Contract start date	01/06/2014
Contract end date	

16/17 Contracted general activity (UDA)	38,126
Carry forward general activity (UDA)	408
16/17 Contracted orthodontic activity (UOA)	0
Carry forward orthodontic activity (UOA)	0
Baseline contract value	£988,907.47

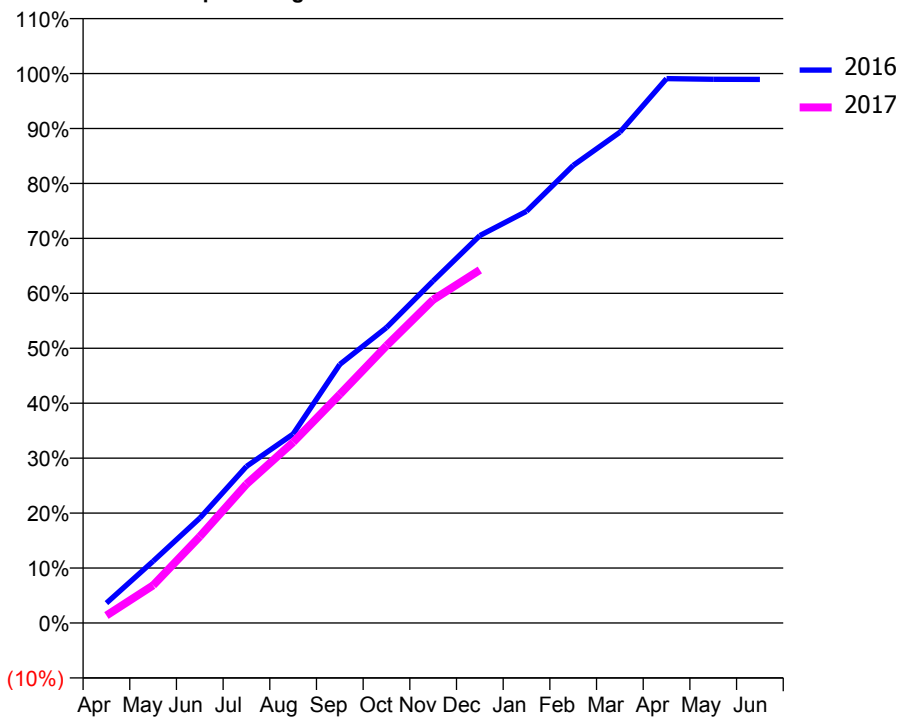
ACCESS*

Patients seen in 24 months	Total	Change since previous quarter
Quarter ending December 2015	11,252	
Quarter ending March 2016	11,706	↑
Quarter ending June 2016	11,899	→
Quarter ending September 2016	11,952	→
Quarter ending December 2016	12,077	→
Variance since December 2015	7.3%	↑



ACTIVITY

Cumulative percentage of contracted UDA delivered 2016 & 2017



Month	Adjusted Scheduled Activity (UDA)	
	2016	2017
April	1,385	521
May	4,286	2,612
June	7,277	6,003
July	10,869	9,635
August	13,118	12,543
September	17,940	15,864
October	20,500	19,242
November	23,737	22,432
December	26,879	24,492
January	28,570	
February	31,747	
March	34,051	
April	37,768	
May	37,728	
June	37,718	

QUALITY

	Quantity	Base Number	Contract	AT	Region	England
% of FP17s for the same patient ID Re-attending within 3 months - Children	124	2,291	5.4%	10.5%	11.9%	12.4%
% of FP17s for the same patient ID Re-attending within 3 months - Adults	1,154	10,045	11.5%	15.9%	16.5%	16.6%
% of FP17s for the same patient ID Re-attending between 3 & 9 months - Children	1,325	2,291	57.8%	58.4%	60.2%	57.5%
% of FP17s for the same patient ID Re-attending between 3 & 9 months - Adults	4,397	10,045	43.8%	49.8%	52.0%	50.4%
% of FP17s for Band 1 Urgent Courses	875	10,570	8.3%	10.4%	9.5%	9.1%
% of FP17s Relating to Free Repair or Replacements	43	10,570	0.4%	0.9%	0.7%	0.8%
% of FP17s Relating to Continuations	109	10,570	1.0%	1.4%	1.2%	1.3%
% of Patients satisfied with the dentistry they have received	20	22	90.9%	93.0%	92.9%	92.7%
% of Patients satisfied with the time they had to wait for an appointment	19	22	86.4%	87.7%	88.8%	88.8%

* This is based on patients treated on this contract for their most recent course of treatment. Figures in italics indicate the base number of FP17s or Patient Questionnaire responses are less than 100. N/A is shown where the base number of responses is less than 10 during the period. % is calculated as Quantity/Base number*100

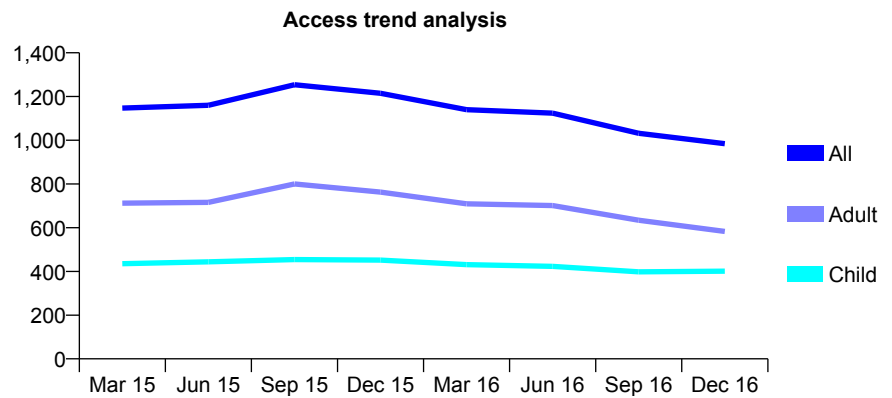
Q66 - Vital Signs At a Glance Contract Report for 116629/0001 - December 2016

Name or company name	OLIVELLE & ASSOCIATES LIMITED
Contract type name	GDS Contract
Purpose of contract	General
Contract start date	01/04/2011
Contract end date	

16/17 Contracted general activity (UDA)	1,000
Carry forward general activity (UDA)	-15
16/17 Contracted orthodontic activity (UOA)	0
Carry forward orthodontic activity (UOA)	0
Baseline contract value	£28,858.32

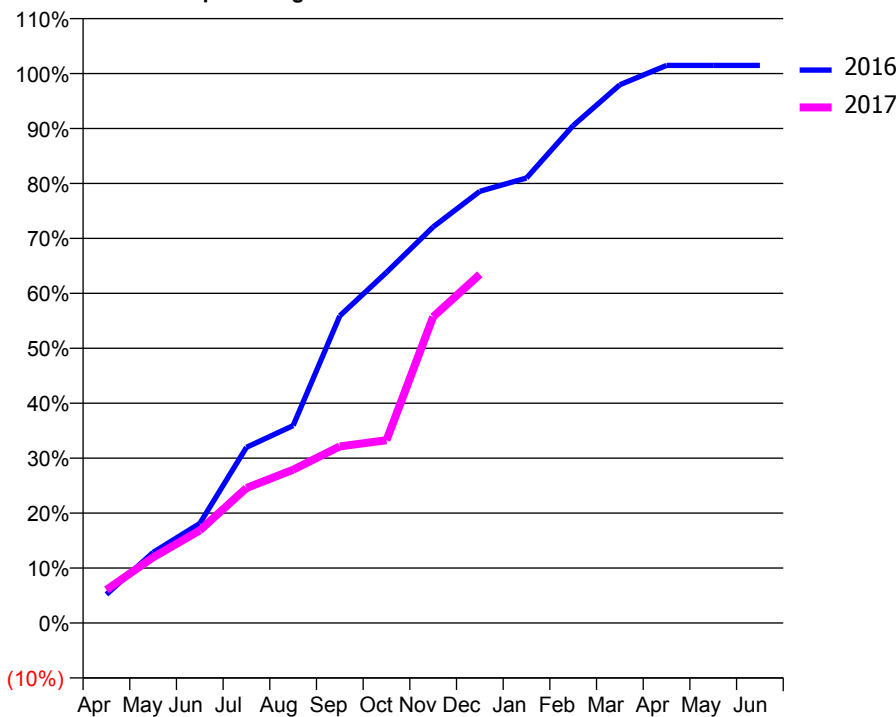
ACCESS*

Patients seen in 24 months	Total	Change since previous quarter
Quarter ending December 2015	1,215	
Quarter ending March 2016	1,140	↓
Quarter ending June 2016	1,124	↓
Quarter ending September 2016	1,032	↓
Quarter ending December 2016	984	↓
Variance since December 2015	(19.0%)	↓



ACTIVITY

Cumulative percentage of contracted UDA delivered 2016 & 2017



Month	Adjusted Scheduled Activity (UDA)	
	2016	2017
April	52	60
May	128	119
June	181	169
July	320	246
August	359	279
September	559	321
October	638	333
November	721	557
December	786	634
January	810	
February	905	
March	980	
April	1,015	
May	1,015	
June	1,015	

QUALITY

	Quantity	Base Number	Contract	AT	Region	England
% of FP17s for the same patient ID Re-attending within 3 months - Children	31	441	7.0%	10.5%	11.9%	12.4%
% of FP17s for the same patient ID Re-attending within 3 months - Adults	54	430	12.6%	15.9%	16.5%	16.6%
% of FP17s for the same patient ID Re-attending between 3 & 9 months - Children	266	441	60.3%	58.4%	60.2%	57.5%
% of FP17s for the same patient ID Re-attending between 3 & 9 months - Adults	174	430	40.5%	49.8%	52.0%	50.4%
% of FP17s for Band 1 Urgent Courses	27	429	6.3%	10.4%	9.5%	9.1%
% of FP17s Relating to Free Repair or Replacements	0	429	0.0%	0.9%	0.7%	0.8%
% of FP17s Relating to Continuations	0	429	0.0%	1.4%	1.2%	1.3%
% of Patients satisfied with the dentistry they have received	2	2	N/A	93.0%	92.9%	92.7%
% of Patients satisfied with the time they had to wait for an appointment	2	2	N/A	87.7%	88.8%	88.8%

* This is based on patients treated on this contract for their most recent course of treatment. Figures in italics indicate the base number of FP17s or Patient Questionnaire responses are less than 100. N/A is shown where the base number of responses is less than 10 during the period. % is calculated as Quantity/Base number*100

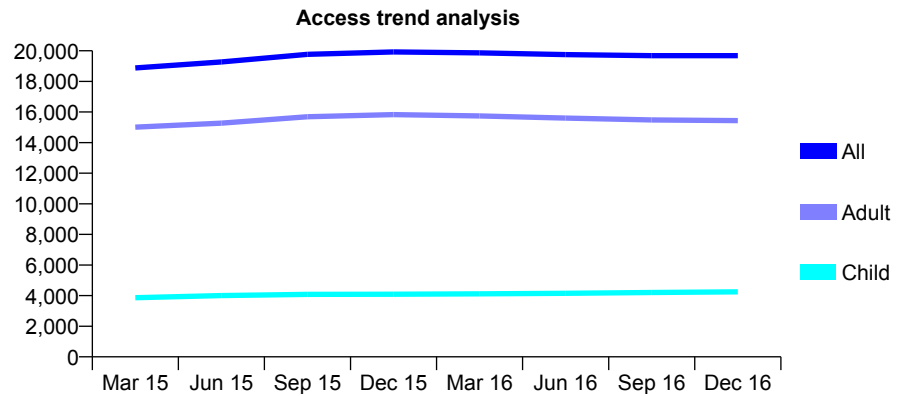
Q66 - Vital Signs At a Glance Contract Report for 118370/0001 - December 2016

Name or company name	Mainstone Health Ltd
Contract type name	GDS Contract
Purpose of contract	General
Contract start date	01/04/2008
Contract end date	

16/17 Contracted general activity (UDA)	52,550
Carry forward general activity (UDA)	0
16/17 Contracted orthodontic activity (UOA)	0
Carry forward orthodontic activity (UOA)	0
Baseline contract value	£1,383,625.09

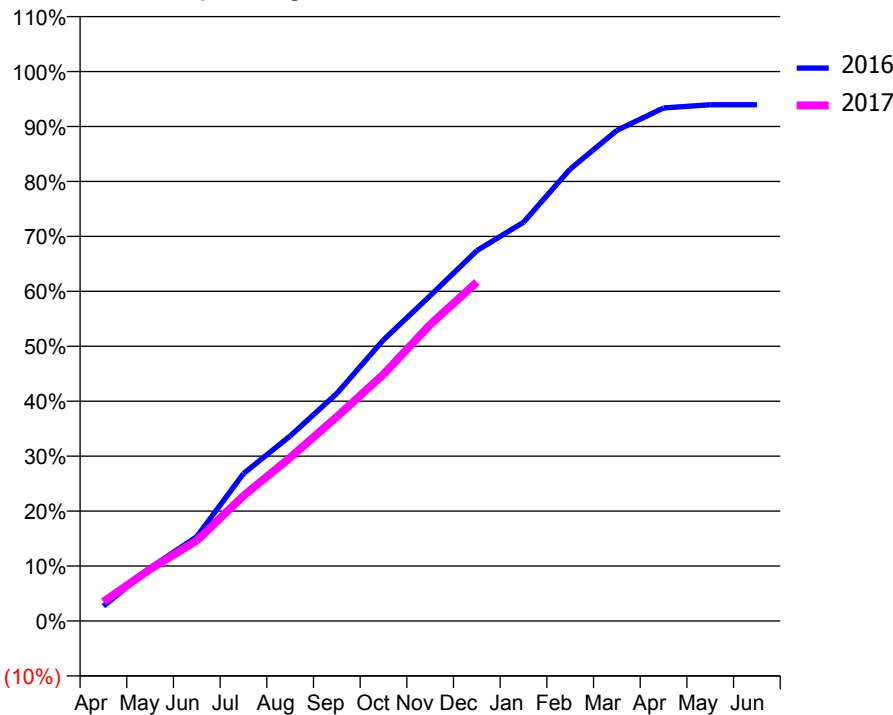
ACCESS*

Patients seen in 24 months	Total	Change since previous quarter
Quarter ending December 2015	19,924	
Quarter ending March 2016	19,862	→
Quarter ending June 2016	19,754	→
Quarter ending September 2016	19,684	→
Quarter ending December 2016	19,681	→
Variance since December 2015	(1.2%)	↓



ACTIVITY

Cumulative percentage of contracted UDA delivered 2016 & 2017



Month	Adjusted Scheduled Activity (UDA)	
	2016	2017
April	1,422	1,841
May	5,083	4,955
June	8,068	7,692
July	14,092	11,975
August	17,693	15,630
September	21,758	19,528
October	26,891	23,596
November	31,108	28,357
December	35,420	32,405
January	38,142	
February	43,229	
March	46,927	
April	49,067	
May	49,364	
June	49,364	

QUALITY

	Quantity	Base Number	Contract	AT	Region	England
% of FP17s for the same patient ID Re-attending within 3 months - Children	186	3,802	4.9%	10.5%	11.9%	12.4%
% of FP17s for the same patient ID Re-attending within 3 months - Adults	1,404	11,344	12.4%	15.9%	16.5%	16.6%
% of FP17s for the same patient ID Re-attending between 3 & 9 months - Children	1,716	3,802	45.1%	58.4%	60.2%	57.5%
% of FP17s for the same patient ID Re-attending between 3 & 9 months - Adults	3,088	11,344	27.2%	49.8%	52.0%	50.4%
% of FP17s for Band 1 Urgent Courses	1,093	14,286	7.7%	10.4%	9.5%	9.1%
% of FP17s Relating to Free Repair or Replacements	105	14,286	0.7%	0.9%	0.7%	0.8%
% of FP17s Relating to Continuations	332	14,286	2.3%	1.4%	1.2%	1.3%
% of Patients satisfied with the dentistry they have received	81	86	94.2%	93.0%	92.9%	92.7%
% of Patients satisfied with the time they had to wait for an appointment	75	86	87.2%	87.7%	88.8%	88.8%

* This is based on patients treated on this contract for their most recent course of treatment. Figures in italics indicate the base number of FP17s or Patient Questionnaire responses are less than 100. N/A is shown where the base number of responses is less than 10 during the period. % is calculated as Quantity/Base number*100

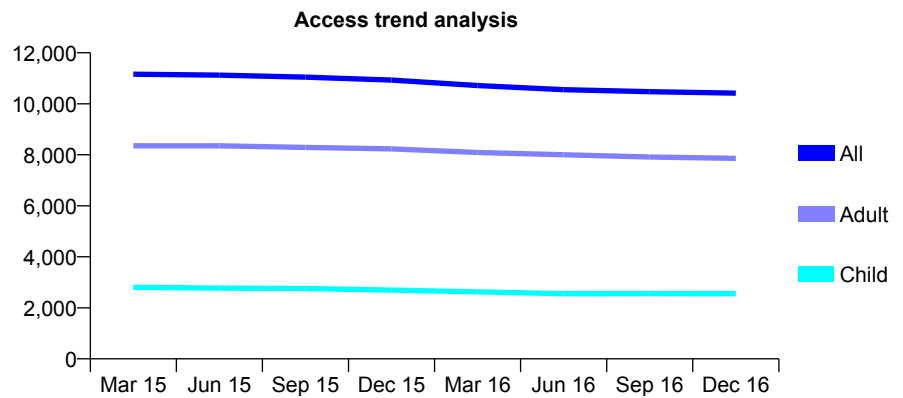
Q66 - Vital Signs At a Glance Contract Report for 121037/0001 - December 2016

Name or company name	Pinhoe Dental Centre Limited
Contract type name	GDS Contract
Purpose of contract	General
Contract start date	01/05/2010
Contract end date	

16/17 Contracted general activity (UDA)	29,282
Carry forward general activity (UDA)	1,019
16/17 Contracted orthodontic activity (UOA)	0
Carry forward orthodontic activity (UOA)	0
Baseline contract value	£1,053,857.14

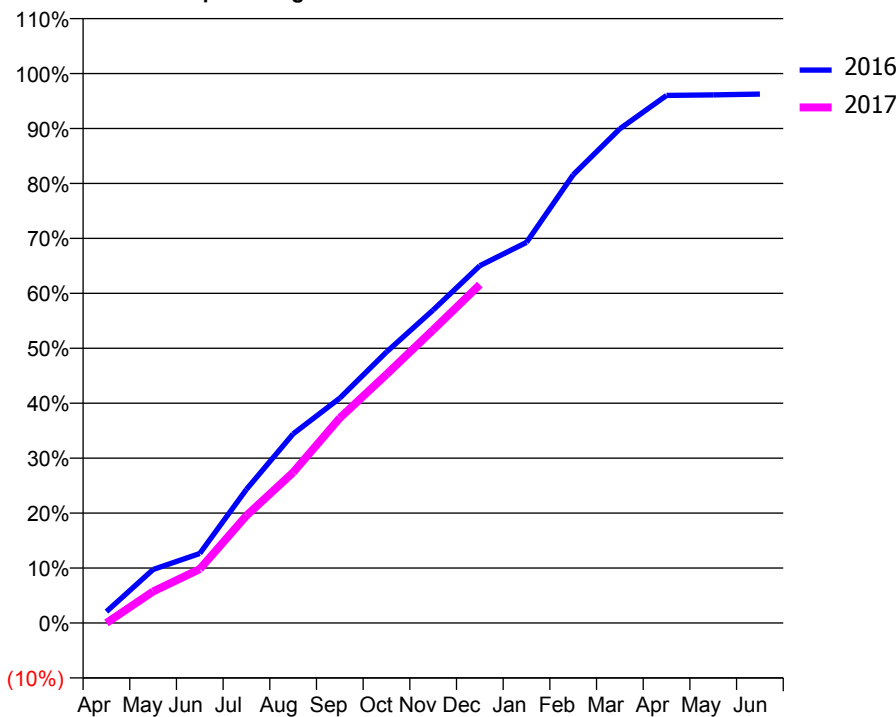
ACCESS*

Patients seen in 24 months	Total	Change since previous quarter
Quarter ending December 2015	10,930	
Quarter ending March 2016	10,716	↓
Quarter ending June 2016	10,555	↓
Quarter ending September 2016	10,474	→
Quarter ending December 2016	10,418	→
Variance since December 2015	(4.7%)	↓



ACTIVITY

Cumulative percentage of contracted UDA delivered 2016 & 2017



Month	Adjusted Scheduled Activity (UDA)	
	2016	2017
April	588	-0
May	2,748	1,677
June	3,569	2,873
July	6,855	5,725
August	9,703	8,024
September	11,538	10,927
October	13,903	13,246
November	16,055	15,619
December	18,327	18,034
January	19,526	
February	22,996	
March	25,355	
April	27,066	
May	27,091	
June	27,129	

QUALITY

	Quantity	Base Number	Contract	AT	Region	England
% of FP17s for the same patient ID Re-attending within 3 months - Children	226	2,648	8.5%	10.5%	11.9%	12.4%
% of FP17s for the same patient ID Re-attending within 3 months - Adults	1,126	7,739	14.5%	15.9%	16.5%	16.6%
% of FP17s for the same patient ID Re-attending between 3 & 9 months - Children	1,489	2,648	56.2%	58.4%	60.2%	57.5%
% of FP17s for the same patient ID Re-attending between 3 & 9 months - Adults	3,947	7,739	51.0%	49.8%	52.0%	50.4%
% of FP17s for Band 1 Urgent Courses	1,003	9,457	10.6%	10.4%	9.5%	9.1%
% of FP17s Relating to Free Repair or Replacements	63	9,457	0.7%	0.9%	0.7%	0.8%
% of FP17s Relating to Continuations	88	9,457	0.9%	1.4%	1.2%	1.3%
% of Patients satisfied with the dentistry they have received	14	14	100.0%	93.0%	92.9%	92.7%
% of Patients satisfied with the time they had to wait for an appointment	12	14	85.7%	87.7%	88.8%	88.8%

* This is based on patients treated on this contract for their most recent course of treatment. Figures in italics indicate the base number of FP17s or Patient Questionnaire responses are less than 100. N/A is shown where the base number of responses is less than 10 during the period. % is calculated as Quantity/Base number*100

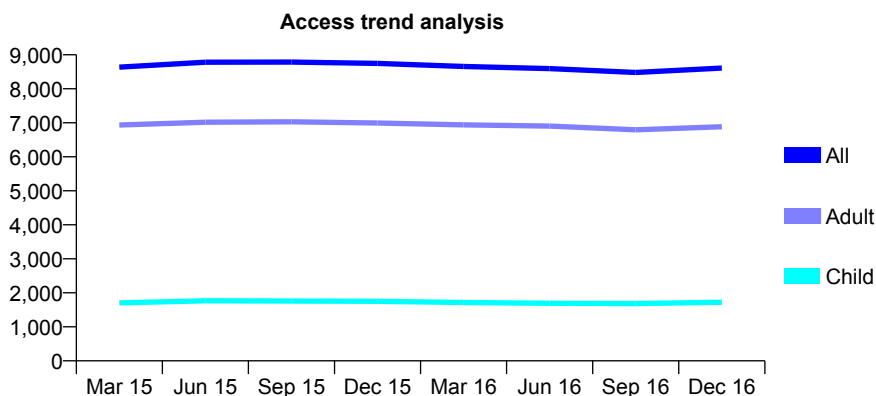
Q66 - Vital Signs At a Glance Contract Report for 121231/0001 - December 2016

Name or company name	Wadebridge Dental Care LTD
Contract type name	GDS Contract
Purpose of contract	General
Contract start date	05/11/2012
Contract end date	

16/17 Contracted general activity (UDA)	27,473
Carry forward general activity (UDA)	1,639
16/17 Contracted orthodontic activity (UOA)	0
Carry forward orthodontic activity (UOA)	0
Baseline contract value	£712,878.18

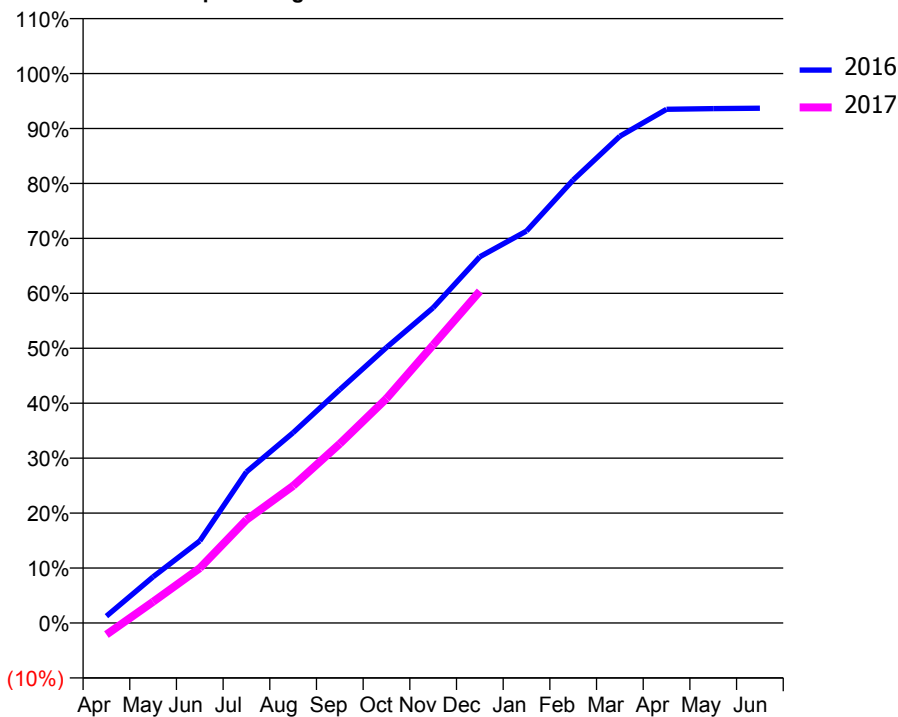
ACCESS*

Patients seen in 24 months	Total	Change since previous quarter
Quarter ending December 2015	8,748	
Quarter ending March 2016	8,655	↓
Quarter ending June 2016	8,594	→
Quarter ending September 2016	8,479	↓
Quarter ending December 2016	8,609	→
Variance since December 2015	(1.6%)	↓



ACTIVITY

Cumulative percentage of contracted UDA delivered 2016 & 2017



Month	Adjusted Scheduled Activity (UDA)	
	2016	2017
April	323	-583
May	2,183	1,062
June	3,882	2,746
July	7,153	5,165
August	9,005	6,860
September	11,046	8,964
October	13,041	11,222
November	14,920	13,904
December	17,332	16,589
January	18,549	
February	20,964	
March	23,033	
April	24,305	
May	24,337	
June	24,361	

QUALITY

	Quantity	Base Number	Contract	AT	Region	England
% of FP17s for the same patient ID Re-attending within 3 months - Children	122	1,901	6.4%	10.5%	11.9%	12.4%
% of FP17s for the same patient ID Re-attending within 3 months - Adults	1,201	7,259	16.5%	15.9%	16.5%	16.6%
% of FP17s for the same patient ID Re-attending between 3 & 9 months - Children	1,078	1,901	56.7%	58.4%	60.2%	57.5%
% of FP17s for the same patient ID Re-attending between 3 & 9 months - Adults	3,553	7,259	48.9%	49.8%	52.0%	50.4%
% of FP17s for Band 1 Urgent Courses	588	8,076	7.3%	10.4%	9.5%	9.1%
% of FP17s Relating to Free Repair or Replacements	89	8,076	1.1%	0.9%	0.7%	0.8%
% of FP17s Relating to Continuations	232	8,076	2.9%	1.4%	1.2%	1.3%
% of Patients satisfied with the dentistry they have received	21	21	100.0%	93.0%	92.9%	92.7%
% of Patients satisfied with the time they had to wait for an appointment	21	21	100.0%	87.7%	88.8%	88.8%

* This is based on patients treated on this contract for their most recent course of treatment. Figures in italics indicate the base number of FP17s or Patient Questionnaire responses are less than 100. N/A is shown where the base number of responses is less than 10 during the period. % is calculated as Quantity/Base number*100

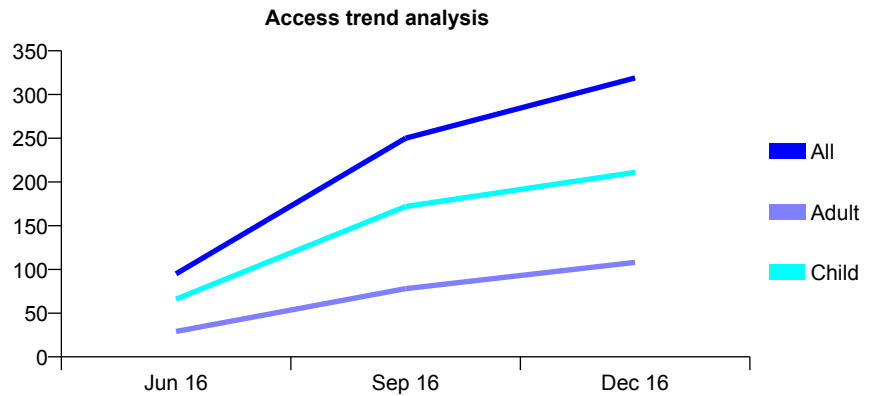
Q66 - Vital Signs At a Glance Contract Report for 122548/0001 - December 2016

Name or company name	Juliette Moor
Contract type name	GDS Contract
Purpose of contract	General
Contract start date	01/01/2016
Contract end date	

16/17 Contracted general activity (UDA)	1,298
Carry forward general activity (UDA)	0
16/17 Contracted orthodontic activity (UOA)	0
Carry forward orthodontic activity (UOA)	0
Baseline contract value	£27,884.88

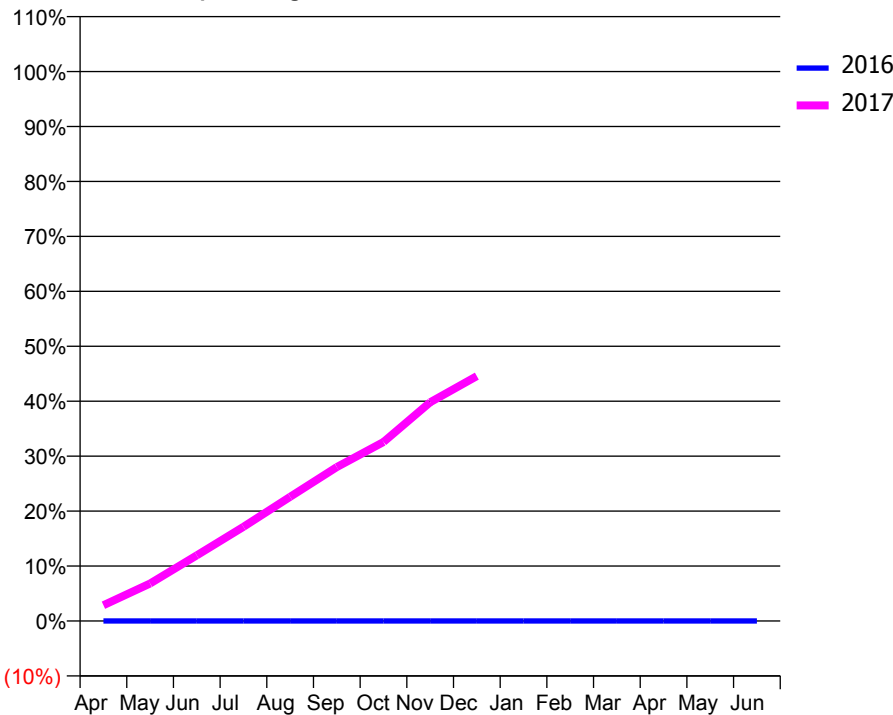
ACCESS*

Patients seen in 24 months	Total	Change since previous quarter
Quarter ending December 2015	0	
Quarter ending March 2016	0	
Quarter ending June 2016	95	↑
Quarter ending September 2016	250	↑
Quarter ending December 2016	319	↑
Variance since December 2015	N/A	



ACTIVITY

Cumulative percentage of contracted UDA delivered 2016 & 2017



Month	Adjusted Scheduled Activity (UDA)	
	2016	2017
April	0	37
May	0	89
June	0	155
July	0	222
August	0	293
September	0	364
October	0	423
November	0	517
December	0	578
January	0	
February	0	
March	0	
April	0	
May	0	
June	0	

QUALITY

	Quantity	Base Number	Contract	AT	Region	England
% of FP17s for the same patient ID Re-attending within 3 months - Children	25	377	6.6%	10.5%	11.9%	12.4%
% of FP17s for the same patient ID Re-attending within 3 months - Adults	1	156	0.6%	15.9%	16.5%	16.6%
% of FP17s for the same patient ID Re-attending between 3 & 9 months - Children	57	377	15.1%	58.4%	60.2%	57.5%
% of FP17s for the same patient ID Re-attending between 3 & 9 months - Adults	29	156	18.6%	49.8%	52.0%	50.4%
% of FP17s for Band 1 Urgent Courses	22	397	5.5%	10.4%	9.5%	9.1%
% of FP17s Relating to Free Repair or Replacements	2	397	0.5%	0.9%	0.7%	0.8%
% of FP17s Relating to Continuations	0	397	0.0%	1.4%	1.2%	1.3%
% of Patients satisfied with the dentistry they have received	0	0	N/A	93.0%	92.9%	92.7%
% of Patients satisfied with the time they had to wait for an appointment	0	0	N/A	87.7%	88.8%	88.8%

* This is based on patients treated on this contract for their most recent course of treatment. Figures in italics indicate the base number of FP17s or Patient Questionnaire responses are less than 100. N/A is shown where the base number of responses is less than 10 during the period. % is calculated as Quantity/Base number*100

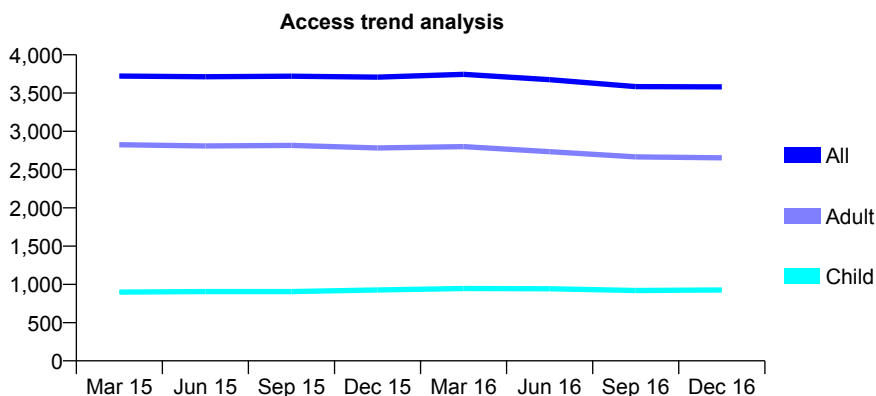
Q66 - Vital Signs At a Glance Contract Report for 124362/0001 - December 2016

Name or company name	Dental Dimensions
Contract type name	GDS Contract
Purpose of contract	General
Contract start date	01/02/2009
Contract end date	

16/17 Contracted general activity (UDA)	15,000
Carry forward general activity (UDA)	142
16/17 Contracted orthodontic activity (UOA)	0
Carry forward orthodontic activity (UOA)	0
Baseline contract value	£354,665.07

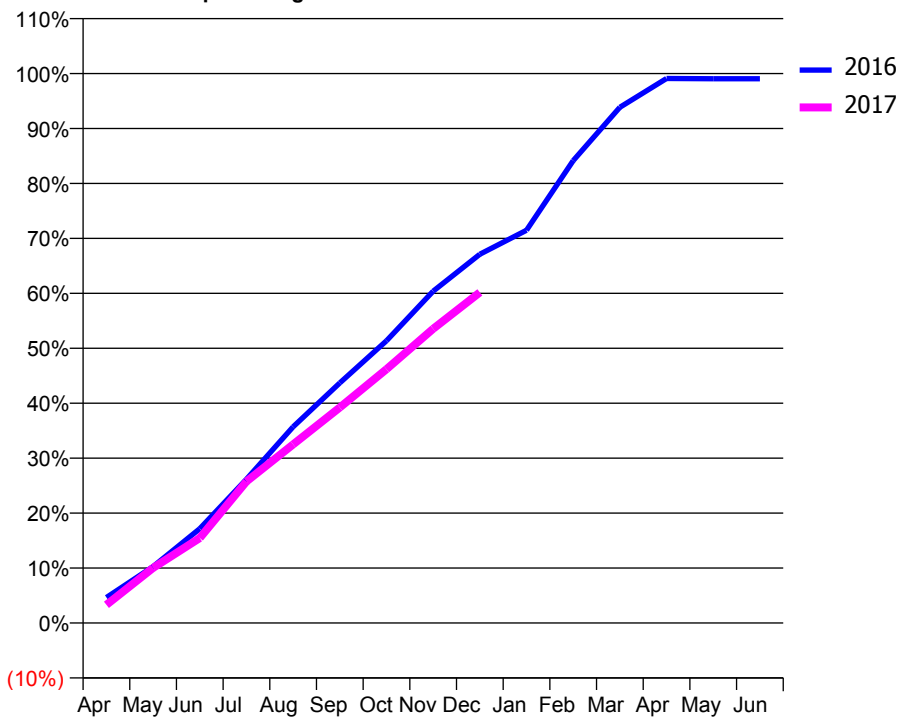
ACCESS*

Patients seen in 24 months	Total	Change since previous quarter
Quarter ending December 2015	3,708	
Quarter ending March 2016	3,745	→
Quarter ending June 2016	3,675	↓
Quarter ending September 2016	3,585	↓
Quarter ending December 2016	3,580	→
Variance since December 2015	(3.5%)	↓



ACTIVITY

Cumulative percentage of contracted UDA delivered 2016 & 2017



Month	Adjusted Scheduled Activity (UDA)	
	2016	2017
April	697	498
May	1,540	1,504
June	2,574	2,320
July	3,928	3,865
August	5,356	4,876
September	6,553	5,884
October	7,703	6,928
November	9,059	8,032
December	10,066	9,027
January	10,720	
February	12,622	
March	14,077	
April	14,864	
May	14,858	
June	14,858	

QUALITY

	Quantity	Base Number	Contract	AT	Region	England
% of FP17s for the same patient ID Re-attending within 3 months - Children	147	1,066	13.8%	10.5%	11.9%	12.4%
% of FP17s for the same patient ID Re-attending within 3 months - Adults	744	3,029	24.6%	15.9%	16.5%	16.6%
% of FP17s for the same patient ID Re-attending between 3 & 9 months - Children	591	1,066	55.4%	58.4%	60.2%	57.5%
% of FP17s for the same patient ID Re-attending between 3 & 9 months - Adults	1,627	3,029	53.7%	49.8%	52.0%	50.4%
% of FP17s for Band 1 Urgent Courses	289	3,815	7.6%	10.4%	9.5%	9.1%
% of FP17s Relating to Free Repair or Replacements	3	3,815	0.1%	0.9%	0.7%	0.8%
% of FP17s Relating to Continuations	162	3,815	4.2%	1.4%	1.2%	1.3%
% of Patients satisfied with the dentistry they have received	12	12	100.0%	93.0%	92.9%	92.7%
% of Patients satisfied with the time they had to wait for an appointment	11	12	91.7%	87.7%	88.8%	88.8%

* This is based on patients treated on this contract for their most recent course of treatment. Figures in italics indicate the base number of FP17s or Patient Questionnaire responses are less than 100. N/A is shown where the base number of responses is less than 10 during the period. % is calculated as Quantity/Base number*100

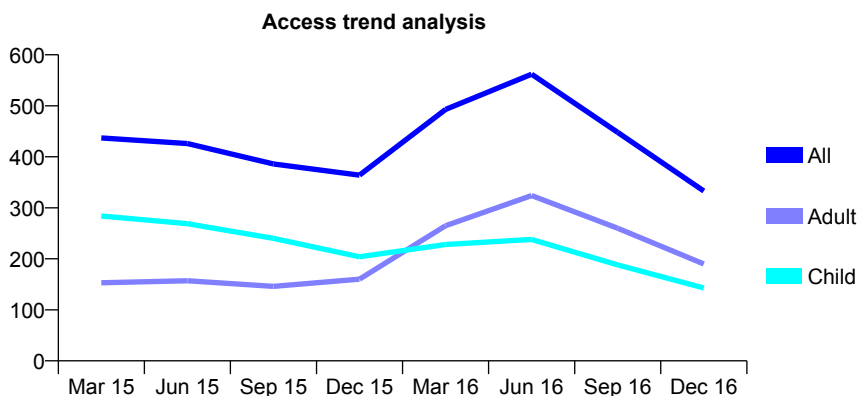
Q66 - Vital Signs At a Glance Contract Report for 125776/0009 - December 2016

Name or company name	Apex Dental Care Ltd
Contract type name	GDS Contract
Purpose of contract	General
Contract start date	01/08/2010
Contract end date	

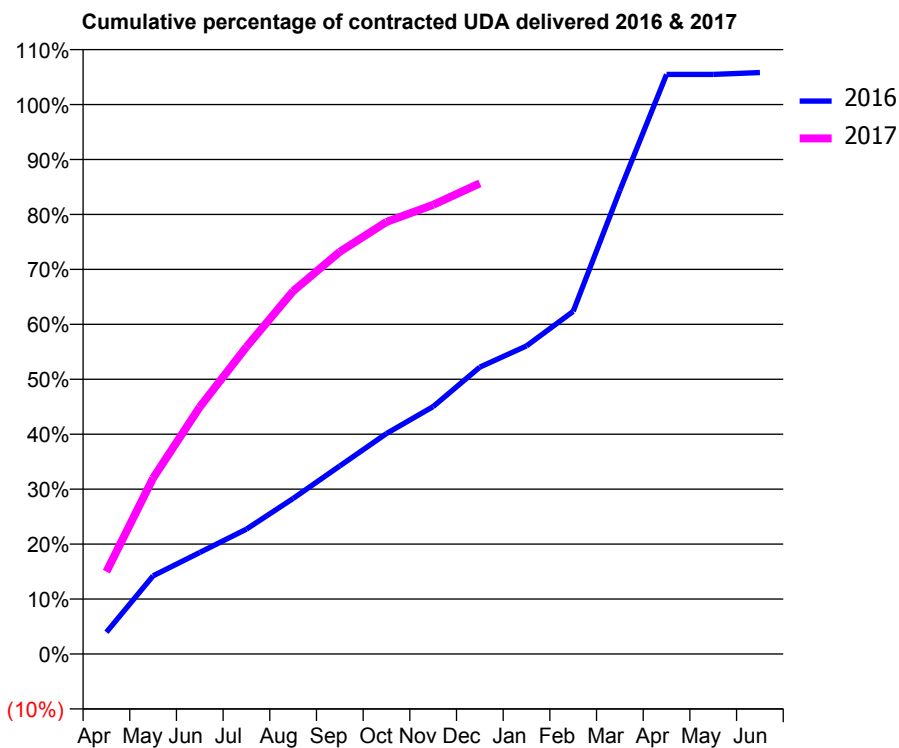
16/17 Contracted general activity (UDA)	882
Carry forward general activity (UDA)	-18
16/17 Contracted orthodontic activity (UOA)	0
Carry forward orthodontic activity (UOA)	0
Baseline contract value	£20,647.20

ACCESS*

Patients seen in 24 months	Total	Change since previous quarter
Quarter ending December 2015	364	
Quarter ending March 2016	493	↑
Quarter ending June 2016	562	↑
Quarter ending September 2016	448	↓
Quarter ending December 2016	333	↓
Variance since December 2015	(8.5%)	↓



ACTIVITY



Month	Adjusted Scheduled Activity (UDA)	
	2016	2017
April	35	132
May	126	282
June	163	397
July	200	493
August	250	582
September	302	646
October	354	694
November	397	721
December	460	755
January	495	
February	550	
March	744	
April	930	
May	930	
June	933	

QUALITY

	Quantity	Base Number	Contract	AT	Region	England
% of FP17s for the same patient ID Re-attending within 3 months - Children	13	173	7.5%	10.5%	11.9%	12.4%
% of FP17s for the same patient ID Re-attending within 3 months - Adults	17	252	6.7%	15.9%	16.5%	16.6%
% of FP17s for the same patient ID Re-attending between 3 & 9 months - Children	72	173	41.6%	58.4%	60.2%	57.5%
% of FP17s for the same patient ID Re-attending between 3 & 9 months - Adults	48	252	19.0%	49.8%	52.0%	50.4%
% of FP17s for Band 1 Urgent Courses	17	323	5.3%	10.4%	9.5%	9.1%
% of FP17s Relating to Free Repair or Replacements	0	323	0.0%	0.9%	0.7%	0.8%
% of FP17s Relating to Continuations	5	323	1.5%	1.4%	1.2%	1.3%
% of Patients satisfied with the dentistry they have received	0	0	N/A	93.0%	92.9%	92.7%
% of Patients satisfied with the time they had to wait for an appointment	0	0	N/A	87.7%	88.8%	88.8%

* This is based on patients treated on this contract for their most recent course of treatment. Figures in italics indicate the base number of FP17s or Patient Questionnaire responses are less than 100. N/A is shown where the base number of responses is less than 10 during the period. % is calculated as Quantity/Base number*100

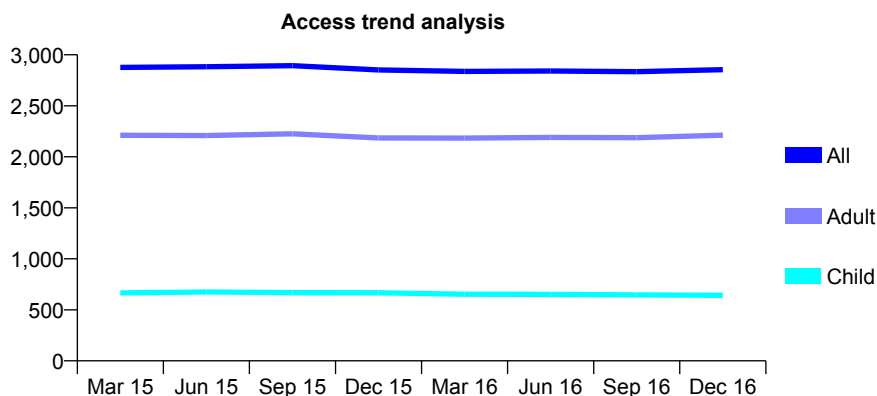
Q66 - Vital Signs At a Glance Contract Report for 126713/0001 - December 2016

Name or company name	CASTLE HILL DENTAL PRACTICE LIMITE
Contract type name	GDS Contract
Purpose of contract	General
Contract start date	01/04/2011
Contract end date	

16/17 Contracted general activity (UDA)	7,823
Carry forward general activity (UDA)	0
16/17 Contracted orthodontic activity (UOA)	0
Carry forward orthodontic activity (UOA)	0
Baseline contract value	£207,074.06

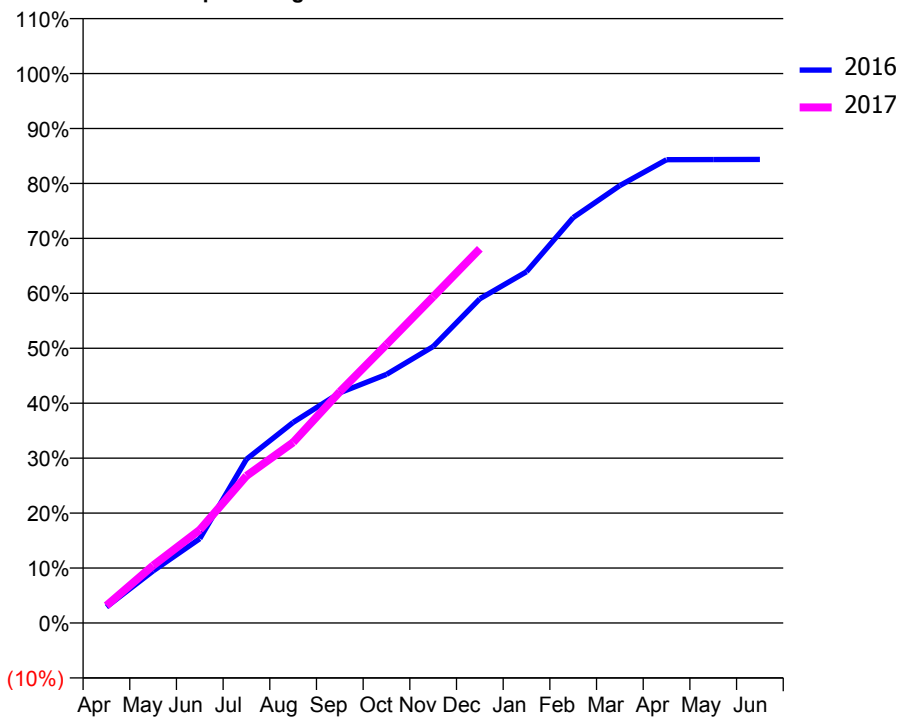
ACCESS*

Patients seen in 24 months	Total	Change since previous quarter
Quarter ending December 2015	2,852	
Quarter ending March 2016	2,837	→
Quarter ending June 2016	2,841	→
Quarter ending September 2016	2,835	→
Quarter ending December 2016	2,854	→
Variance since December 2015	0.1%	→



ACTIVITY

Cumulative percentage of contracted UDA delivered 2016 & 2017



Month	Adjusted Scheduled Activity (UDA)	
	2016	2017
April	232	248
May	750	820
June	1,216	1,325
July	2,360	2,095
August	2,891	2,572
September	3,317	3,293
October	3,582	3,965
November	3,984	4,645
December	4,673	5,329
January	5,063	
February	5,842	
March	6,302	
April	6,676	
May	6,678	
June	6,679	

QUALITY

	Quantity	Base Number	Contract	AT	Region	England
% of FP17s for the same patient ID Re-attending within 3 months - Children	24	673	3.6%	10.5%	11.9%	12.4%
% of FP17s for the same patient ID Re-attending within 3 months - Adults	179	2,081	8.6%	15.9%	16.5%	16.6%
% of FP17s for the same patient ID Re-attending between 3 & 9 months - Children	374	673	55.6%	58.4%	60.2%	57.5%
% of FP17s for the same patient ID Re-attending between 3 & 9 months - Adults	1,086	2,081	52.2%	49.8%	52.0%	50.4%
% of FP17s for Band 1 Urgent Courses	118	2,623	4.5%	10.4%	9.5%	9.1%
% of FP17s Relating to Free Repair or Replacements	0	2,623	0.0%	0.9%	0.7%	0.8%
% of FP17s Relating to Continuations	22	2,623	0.8%	1.4%	1.2%	1.3%
% of Patients satisfied with the dentistry they have received	9	9	N/A	93.0%	92.9%	92.7%
% of Patients satisfied with the time they had to wait for an appointment	7	9	N/A	87.7%	88.8%	88.8%

* This is based on patients treated on this contract for their most recent course of treatment. Figures in italics indicate the base number of FP17s or Patient Questionnaire responses are less than 100. N/A is shown where the base number of responses is less than 10 during the period. % is calculated as Quantity/Base number*100

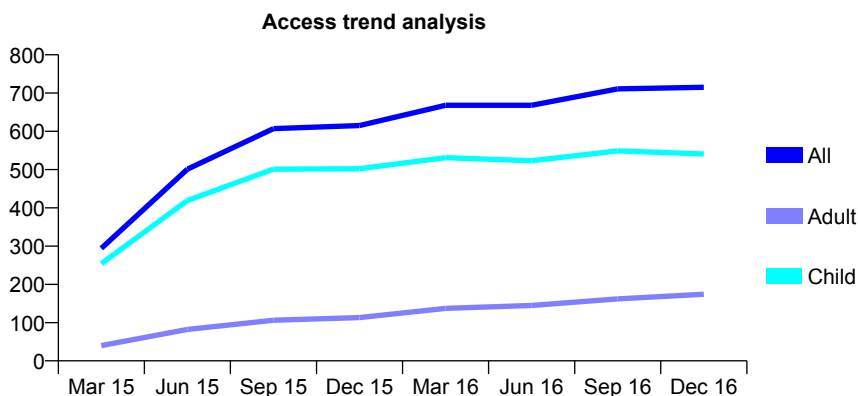
Q66 - Vital Signs At a Glance Contract Report for 127310/0001 - December 2016

Name or company name	Green Room Dentistry
Contract type name	GDS Contract
Purpose of contract	General
Contract start date	01/01/2015
Contract end date	

16/17 Contracted general activity (UDA)	1,718
Carry forward general activity (UDA)	-9
16/17 Contracted orthodontic activity (UOA)	0
Carry forward orthodontic activity (UOA)	0
Baseline contract value	£44,589.30

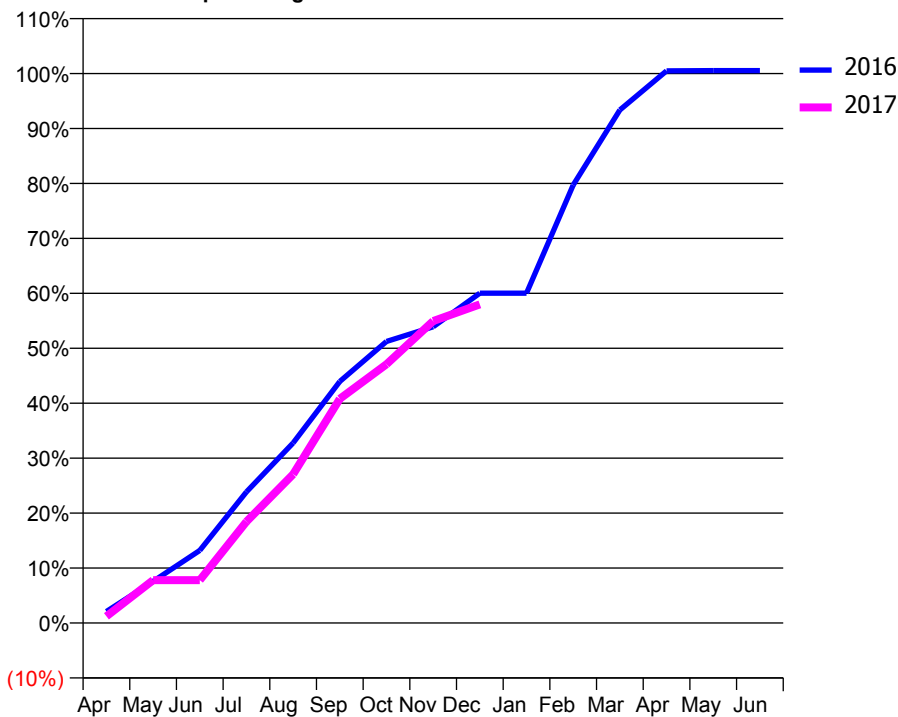
ACCESS*

Patients seen in 24 months	Total	Change since previous quarter
Quarter ending December 2015	615	
Quarter ending March 2016	668	↑
Quarter ending June 2016	668	→
Quarter ending September 2016	711	↑
Quarter ending December 2016	715	→
Variance since December 2015	16.3%	↑



ACTIVITY

Cumulative percentage of contracted UDA delivered 2016 & 2017



Month	Adjusted Scheduled Activity (UDA)	
	2016	2017
April	36	21
May	130	134
June	227	134
July	410	317
August	563	465
September	755	701
October	880	809
November	926	944
December	1,031	996
January	1,031	
February	1,369	
March	1,604	
April	1,726	
May	1,727	
June	1,727	

QUALITY

	Quantity	Base Number	Contract	AT	Region	England
% of FP17s for the same patient ID Re-attending within 3 months - Children	21	650	3.2%	10.5%	11.9%	12.4%
% of FP17s for the same patient ID Re-attending within 3 months - Adults	6	125	4.8%	15.9%	16.5%	16.6%
% of FP17s for the same patient ID Re-attending between 3 & 9 months - Children	512	650	78.8%	58.4%	60.2%	57.5%
% of FP17s for the same patient ID Re-attending between 3 & 9 months - Adults	88	125	70.4%	49.8%	52.0%	50.4%
% of FP17s for Band 1 Urgent Courses	0	695	0.0%	10.4%	9.5%	9.1%
% of FP17s Relating to Free Repair or Replacements	0	695	0.0%	0.9%	0.7%	0.8%
% of FP17s Relating to Continuations	0	695	0.0%	1.4%	1.2%	1.3%
% of Patients satisfied with the dentistry they have received	3	3	N/A	93.0%	92.9%	92.7%
% of Patients satisfied with the time they had to wait for an appointment	2	3	N/A	87.7%	88.8%	88.8%

* This is based on patients treated on this contract for their most recent course of treatment. Figures in italics indicate the base number of FP17s or Patient Questionnaire responses are less than 100. N/A is shown where the base number of responses is less than 10 during the period. % is calculated as Quantity/Base number*100

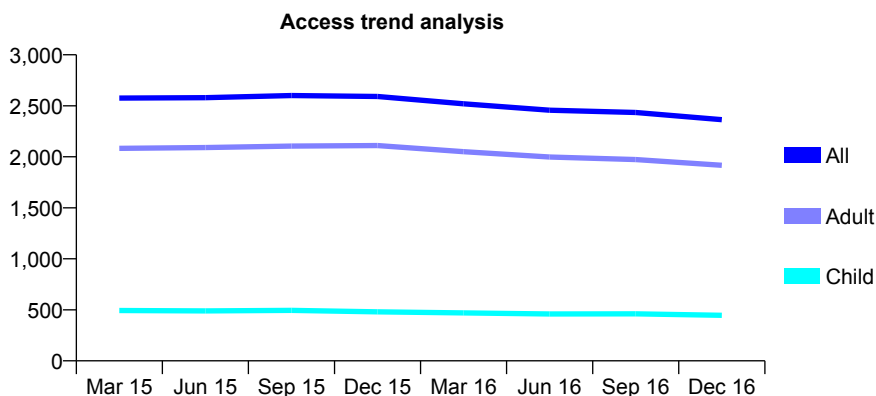
Q66 - Vital Signs At a Glance Contract Report for 127329/0001 - December 2016

Name or company name	Diplomat Devon Ltd
Contract type name	GDS Contract
Purpose of contract	General
Contract start date	06/12/2010
Contract end date	

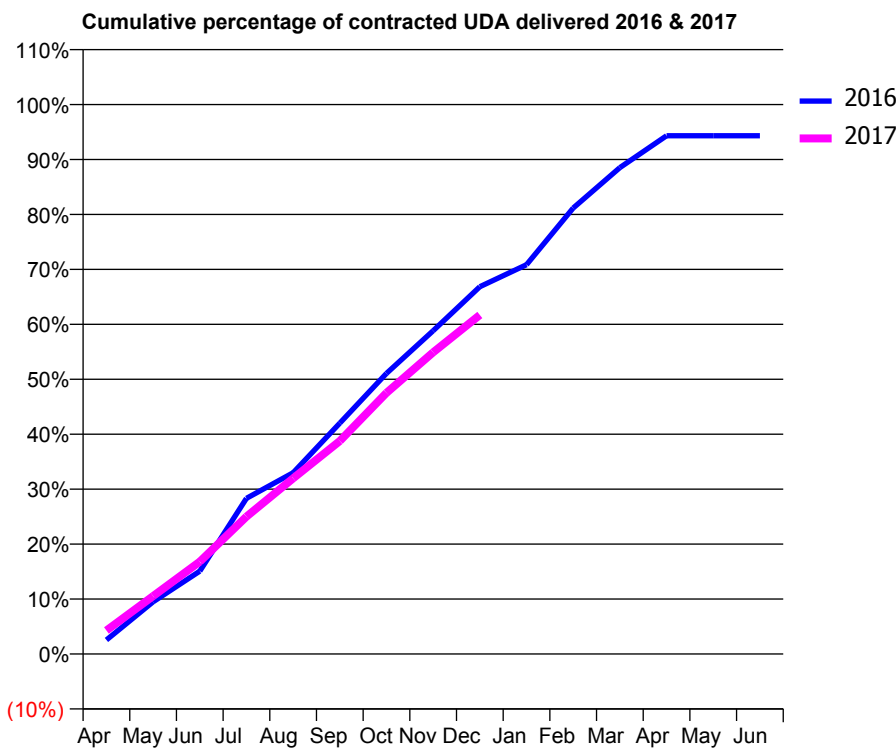
16/17 Contracted general activity (UDA)	9,000
Carry forward general activity (UDA)	0
16/17 Contracted orthodontic activity (UOA)	0
Carry forward orthodontic activity (UOA)	0
Baseline contract value	£229,591.19

ACCESS*

Patients seen in 24 months	Total	Change since previous quarter
Quarter ending December 2015	2,591	
Quarter ending March 2016	2,520	↓
Quarter ending June 2016	2,457	↓
Quarter ending September 2016	2,434	→
Quarter ending December 2016	2,364	↓
Variance since December 2015	(8.8%)	↓



ACTIVITY



Month	Adjusted Scheduled Activity (UDA)	
	2016	2017
April	230	385
May	855	948
June	1,358	1,513
July	2,549	2,250
August	2,969	2,877
September	3,781	3,488
October	4,595	4,278
November	5,295	4,941
December	6,017	5,553
January	6,377	
February	7,304	
March	7,967	
April	8,488	
May	8,488	
June	8,488	

QUALITY

	Quantity	Base Number	Contract	AT	Region	England
% of FP17s for the same patient ID Re-attending within 3 months - Children	42	553	7.6%	10.5%	11.9%	12.4%
% of FP17s for the same patient ID Re-attending within 3 months - Adults	492	2,439	20.2%	15.9%	16.5%	16.6%
% of FP17s for the same patient ID Re-attending between 3 & 9 months - Children	375	553	67.8%	58.4%	60.2%	57.5%
% of FP17s for the same patient ID Re-attending between 3 & 9 months - Adults	1,509	2,439	61.9%	49.8%	52.0%	50.4%
% of FP17s for Band 1 Urgent Courses	313	2,811	11.1%	10.4%	9.5%	9.1%
% of FP17s Relating to Free Repair or Replacements	10	2,811	0.4%	0.9%	0.7%	0.8%
% of FP17s Relating to Continuations	26	2,811	0.9%	1.4%	1.2%	1.3%
% of Patients satisfied with the dentistry they have received	9	9	N/A	93.0%	92.9%	92.7%
% of Patients satisfied with the time they had to wait for an appointment	9	9	N/A	87.7%	88.8%	88.8%

* This is based on patients treated on this contract for their most recent course of treatment. Figures in italics indicate the base number of FP17s or Patient Questionnaire responses are less than 100. N/A is shown where the base number of responses is less than 10 during the period. % is calculated as Quantity/Base number*100

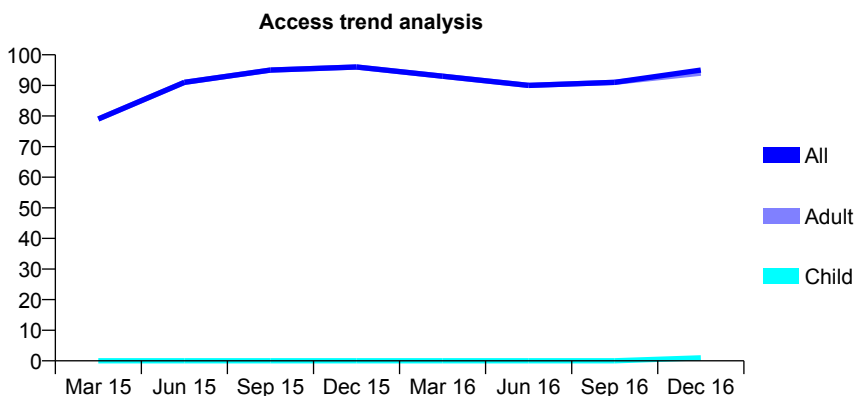
Q66 - Vital Signs At a Glance Contract Report for 127329/0002 - December 2016

Name or company name	Diplomat Devon Ltd
Contract type name	PDS Contract
Purpose of contract	General
Contract start date	01/10/2013
Contract end date	31/03/2017

16/17 Contracted general activity (UDA)	540
Carry forward general activity (UDA)	0
16/17 Contracted orthodontic activity (UOA)	0
Carry forward orthodontic activity (UOA)	0
Baseline contract value	£11,479.69

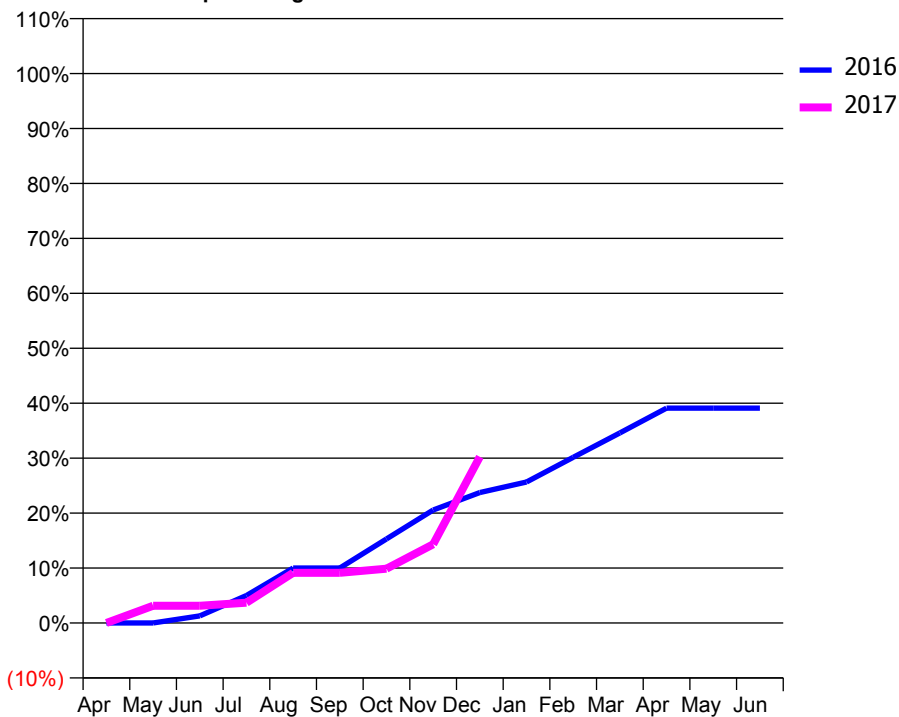
ACCESS*

Patients seen in 24 months	Total	Change since previous quarter
Quarter ending December 2015	96	
Quarter ending March 2016	93	↓
Quarter ending June 2016	90	↓
Quarter ending September 2016	91	→
Quarter ending December 2016	95	↑
Variance since December 2015	(1.0%)	↓



ACTIVITY

Cumulative percentage of contracted UDA delivered 2016 & 2017



Month	Adjusted Scheduled Activity (UDA)	
	2016	2017
April	0	0
May	0	17
June	7	17
July	27	20
August	54	49
September	54	49
October	83	53
November	111	77
December	128	163
January	139	
February	163	
March	187	
April	211	
May	211	
June	211	

QUALITY

	Quantity	Base Number	Contract	AT	Region	England
% of FP17s for the same patient ID Re-attending within 3 months - Children	0	1	0.0%	10.5%	11.9%	12.4%
% of FP17s for the same patient ID Re-attending within 3 months - Adults	10	76	13.2%	15.9%	16.5%	16.6%
% of FP17s for the same patient ID Re-attending between 3 & 9 months - Children	0	1	0.0%	58.4%	60.2%	57.5%
% of FP17s for the same patient ID Re-attending between 3 & 9 months - Adults	32	76	42.1%	49.8%	52.0%	50.4%
% of FP17s for Band 1 Urgent Courses	6	61	9.8%	10.4%	9.5%	9.1%
% of FP17s Relating to Free Repair or Replacements	0	61	0.0%	0.9%	0.7%	0.8%
% of FP17s Relating to Continuations	0	61	0.0%	1.4%	1.2%	1.3%
% of Patients satisfied with the dentistry they have received	0	0	N/A	93.0%	92.9%	92.7%
% of Patients satisfied with the time they had to wait for an appointment	0	0	N/A	87.7%	88.8%	88.8%

* This is based on patients treated on this contract for their most recent course of treatment. Figures in italics indicate the base number of FP17s or Patient Questionnaire responses are less than 100. N/A is shown where the base number of responses is less than 10 during the period. % is calculated as Quantity/Base number*100

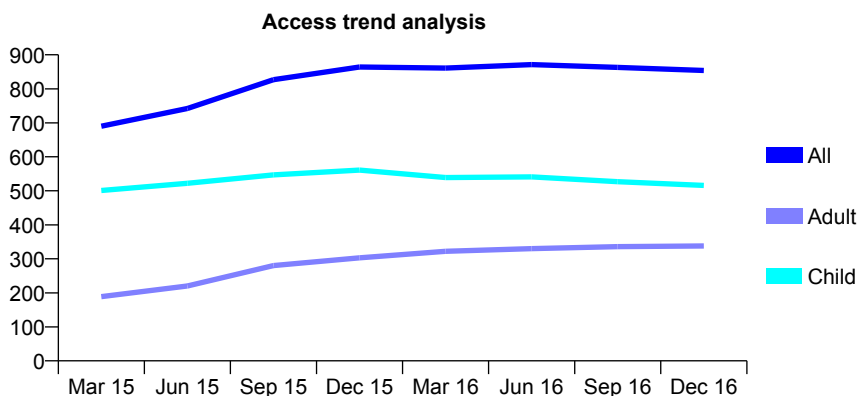
Q66 - Vital Signs At a Glance Contract Report for 127817/0001 - December 2016

Name or company name	Shiphay Dental & Torbay Implant Centre
Contract type name	GDS Contract
Purpose of contract	General
Contract start date	01/06/2014
Contract end date	

16/17 Contracted general activity (UDA)	2,000
Carry forward general activity (UDA)	-25
16/17 Contracted orthodontic activity (UOA)	0
Carry forward orthodontic activity (UOA)	0
Baseline contract value	£46,388.64

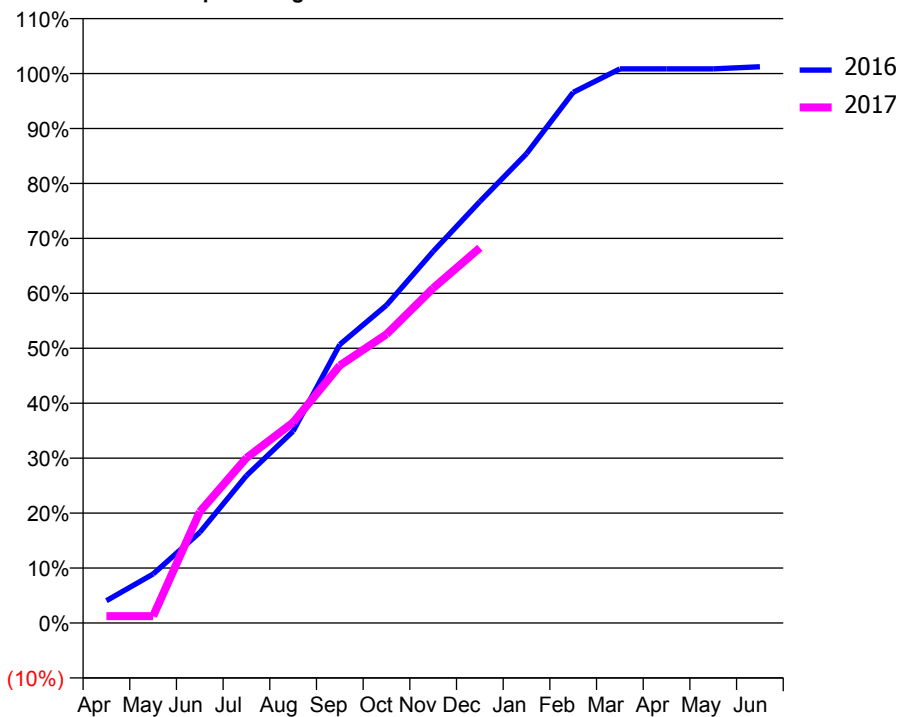
ACCESS*

Patients seen in 24 months	Total	Change since previous quarter
Quarter ending December 2015	864	
Quarter ending March 2016	861	→
Quarter ending June 2016	871	→
Quarter ending September 2016	863	→
Quarter ending December 2016	854	↓
Variance since December 2015	(1.2%)	↓



ACTIVITY

Cumulative percentage of contracted UDA delivered 2016 & 2017



Month	Adjusted Scheduled Activity (UDA)	
	2016	2017
April	81	25
May	178	25
June	330	405
July	536	601
August	698	730
September	1,013	938
October	1,157	1,051
November	1,352	1,219
December	1,534	1,366
January	1,708	
February	1,932	
March	2,017	
April	2,017	
May	2,017	
June	2,025	

QUALITY

	Quantity	Base Number	Contract	AT	Region	England
% of FP17s for the same patient ID Re-attending within 3 months - Children	34	690	4.9%	10.5%	11.9%	12.4%
% of FP17s for the same patient ID Re-attending within 3 months - Adults	19	286	6.6%	15.9%	16.5%	16.6%
% of FP17s for the same patient ID Re-attending between 3 & 9 months - Children	519	690	75.2%	58.4%	60.2%	57.5%
% of FP17s for the same patient ID Re-attending between 3 & 9 months - Adults	196	286	68.5%	49.8%	52.0%	50.4%
% of FP17s for Band 1 Urgent Courses	48	971	4.9%	10.4%	9.5%	9.1%
% of FP17s Relating to Free Repair or Replacements	9	971	0.9%	0.9%	0.7%	0.8%
% of FP17s Relating to Continuations	4	971	0.4%	1.4%	1.2%	1.3%
% of Patients satisfied with the dentistry they have received	1	1	N/A	93.0%	92.9%	92.7%
% of Patients satisfied with the time they had to wait for an appointment	1	1	N/A	87.7%	88.8%	88.8%

* This is based on patients treated on this contract for their most recent course of treatment. Figures in italics indicate the base number of FP17s or Patient Questionnaire responses are less than 100. N/A is shown where the base number of responses is less than 10 during the period. % is calculated as Quantity/Base number*100

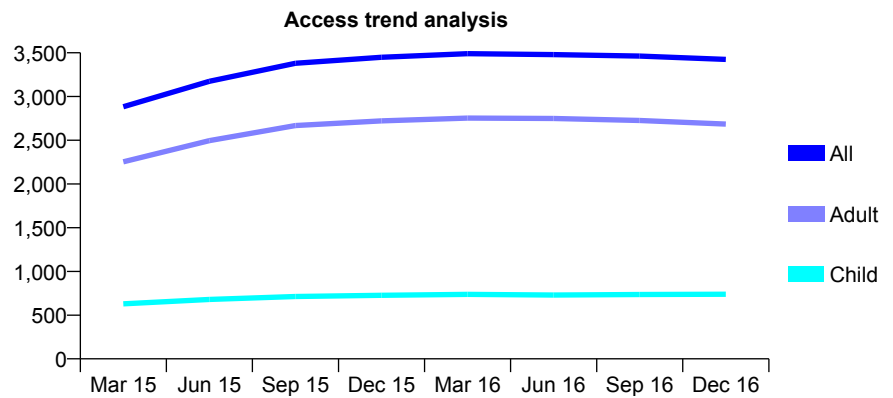
Q66 - Vital Signs At a Glance Contract Report for 129550/0001 - December 2016

Name or company name	Noahs Ark (Fowey) Ltd
Contract type name	Pilot Contract
Purpose of contract	General
Contract start date	01/09/2013
Contract end date	

16/17 Contracted general activity (UDA)	8,983
Carry forward general activity (UDA)	0
16/17 Contracted orthodontic activity (UOA)	0
Carry forward orthodontic activity (UOA)	0
Baseline contract value	£238,607.16

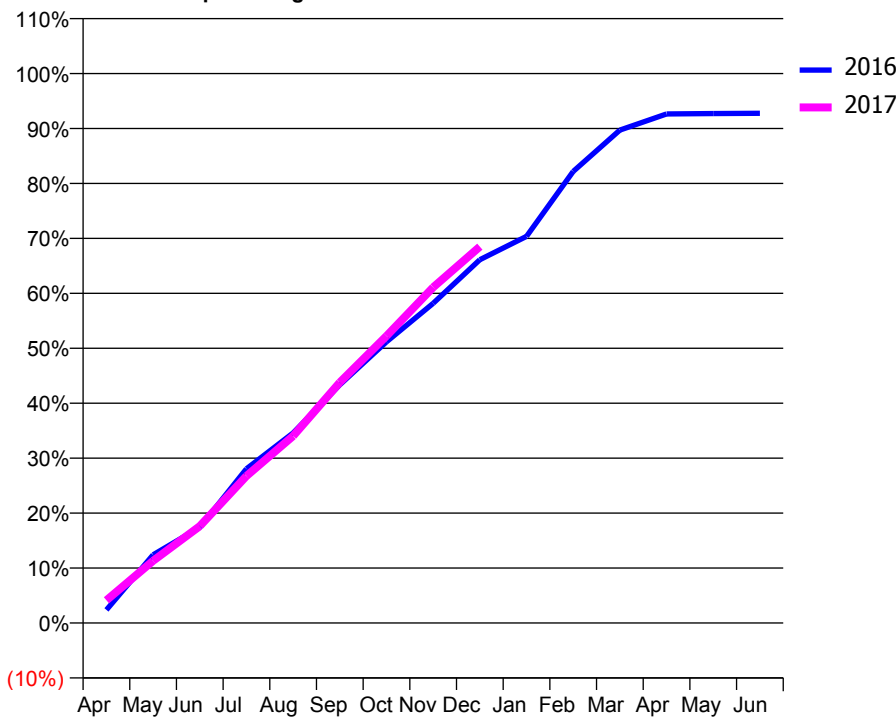
ACCESS*

Patients seen in 24 months	Total	Change since previous quarter
Quarter ending December 2015	3,449	
Quarter ending March 2016	3,490	→
Quarter ending June 2016	3,479	→
Quarter ending September 2016	3,462	→
Quarter ending December 2016	3,424	↓
Variance since December 2015	(0.7%)	→



ACTIVITY

Cumulative percentage of contracted UDA delivered 2016 & 2017



Month	Adjusted Scheduled Activity (UDA)	
	2016	2017
April	215	373
May	1,114	1,017
June	1,563	1,584
July	2,521	2,402
August	3,107	3,057
September	3,894	3,933
October	4,596	4,692
November	5,227	5,487
December	5,938	6,152
January	6,321	
February	7,382	
March	8,058	
April	8,322	
May	8,329	
June	8,332	

QUALITY

	Quantity	Base Number	Contract	AT	Region	England
% of FP17s for the same patient ID Re-attending within 3 months - Children	75	857	8.8%	10.5%	11.9%	12.4%
% of FP17s for the same patient ID Re-attending within 3 months - Adults	374	2,456	15.2%	15.9%	16.5%	16.6%
% of FP17s for the same patient ID Re-attending between 3 & 9 months - Children	504	857	58.8%	58.4%	60.2%	57.5%
% of FP17s for the same patient ID Re-attending between 3 & 9 months - Adults	870	2,456	35.4%	49.8%	52.0%	50.4%
% of FP17s for Band 1 Urgent Courses	224	3,148	7.1%	10.4%	9.5%	9.1%
% of FP17s Relating to Free Repair or Replacements	25	3,148	0.8%	0.9%	0.7%	0.8%
% of FP17s Relating to Continuations	24	3,148	0.8%	1.4%	1.2%	1.3%
% of Patients satisfied with the dentistry they have received	6	6	N/A	93.0%	92.9%	92.7%
% of Patients satisfied with the time they had to wait for an appointment	6	6	N/A	87.7%	88.8%	88.8%

* This is based on patients treated on this contract for their most recent course of treatment. Figures in italics indicate the base number of FP17s or Patient Questionnaire responses are less than 100. N/A is shown where the base number of responses is less than 10 during the period. % is calculated as Quantity/Base number*100

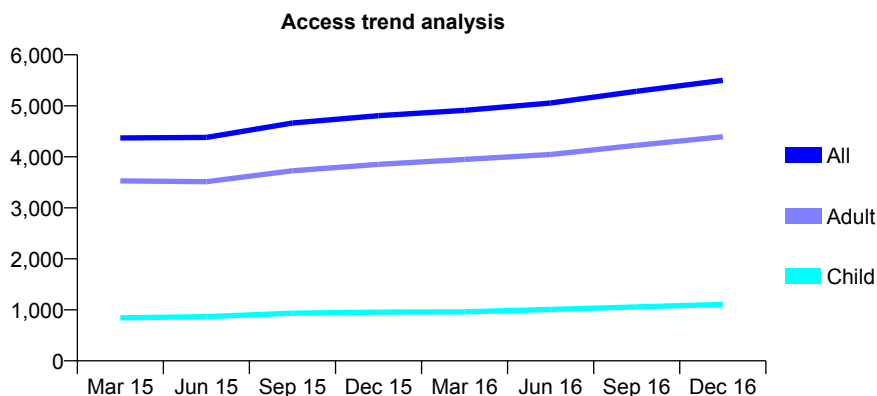
Q66 - Vital Signs At a Glance Contract Report for 129879/0001 - December 2016

Name or company name	Victoria Road Practice Ltd
Contract type name	GDS Contract
Purpose of contract	General
Contract start date	01/04/2009
Contract end date	

16/17 Contracted general activity (UDA)	16,642
Carry forward general activity (UDA)	193
16/17 Contracted orthodontic activity (UOA)	0
Carry forward orthodontic activity (UOA)	0
Baseline contract value	£439,673.87

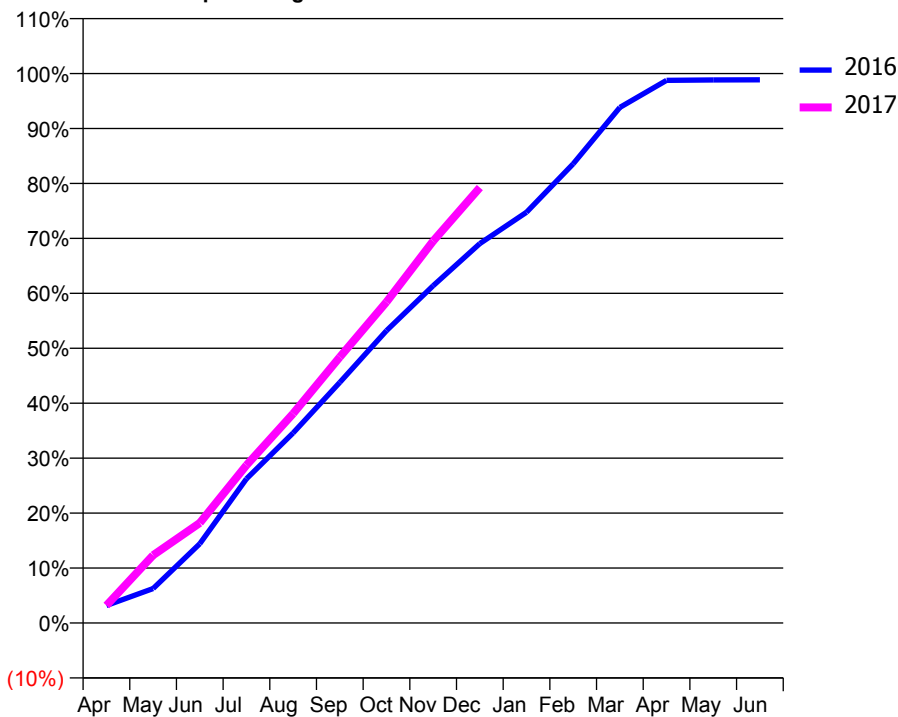
ACCESS*

Patients seen in 24 months	Total	Change since previous quarter
Quarter ending December 2015	4,807	
Quarter ending March 2016	4,910	↑
Quarter ending June 2016	5,054	↑
Quarter ending September 2016	5,285	↑
Quarter ending December 2016	5,500	↑
Variance since December 2015	14.4%	↑



ACTIVITY

Cumulative percentage of contracted UDA delivered 2016 & 2017



Month	Adjusted Scheduled Activity (UDA)	
	2016	2017
April	530	529
May	1,046	2,053
June	2,401	3,031
July	4,368	4,778
August	5,759	6,342
September	7,287	8,054
October	8,856	9,722
November	10,213	11,569
December	11,490	13,188
January	12,439	
February	13,906	
March	15,614	
April	16,435	
May	16,445	
June	16,449	

QUALITY

	Quantity	Base Number	Contract	AT	Region	England
% of FP17s for the same patient ID Re-attending within 3 months - Children	143	1,272	11.2%	10.5%	11.9%	12.4%
% of FP17s for the same patient ID Re-attending within 3 months - Adults	960	4,886	19.6%	15.9%	16.5%	16.6%
% of FP17s for the same patient ID Re-attending between 3 & 9 months - Children	612	1,272	48.1%	58.4%	60.2%	57.5%
% of FP17s for the same patient ID Re-attending between 3 & 9 months - Adults	2,096	4,886	42.9%	49.8%	52.0%	50.4%
% of FP17s for Band 1 Urgent Courses	497	5,873	8.5%	10.4%	9.5%	9.1%
% of FP17s Relating to Free Repair or Replacements	120	5,873	2.0%	0.9%	0.7%	0.8%
% of FP17s Relating to Continuations	73	5,873	1.2%	1.4%	1.2%	1.3%
% of Patients satisfied with the dentistry they have received	11	11	100.0%	93.0%	92.9%	92.7%
% of Patients satisfied with the time they had to wait for an appointment	8	11	72.7%	87.7%	88.8%	88.8%

* This is based on patients treated on this contract for their most recent course of treatment. Figures in italics indicate the base number of FP17s or Patient Questionnaire responses are less than 100. N/A is shown where the base number of responses is less than 10 during the period. % is calculated as Quantity/Base number*100

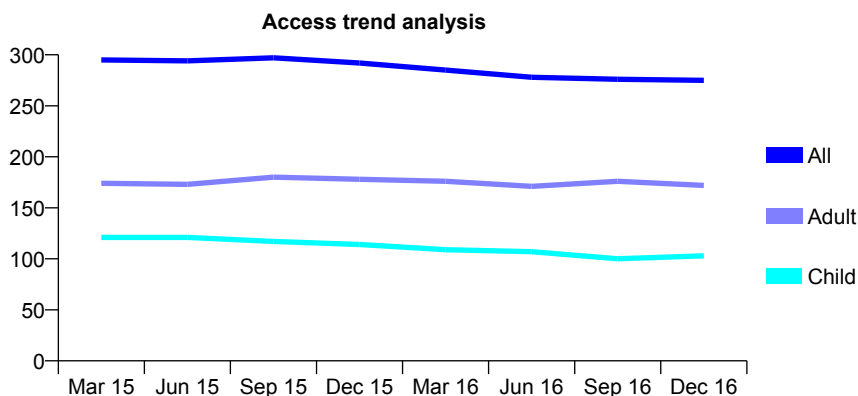
Q66 - Vital Signs At a Glance Contract Report for 130192/0001 - December 2016

Name or company name	Golds Place Dental Practice Ltd
Contract type name	GDS Contract
Purpose of contract	General
Contract start date	01/07/2010
Contract end date	

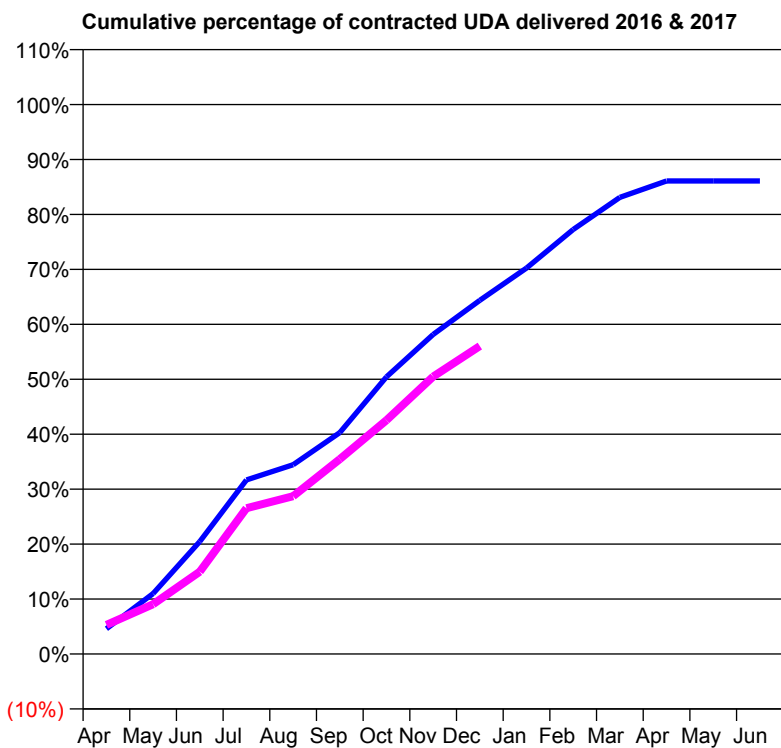
16/17 Contracted general activity (UDA)	1,100
Carry forward general activity (UDA)	0
16/17 Contracted orthodontic activity (UOA)	0
Carry forward orthodontic activity (UOA)	0
Baseline contract value	£24,658.78

ACCESS*

Patients seen in 24 months	Total	Change since previous quarter
Quarter ending December 2015	292	
Quarter ending March 2016	285	↓
Quarter ending June 2016	278	↓
Quarter ending September 2016	276	→
Quarter ending December 2016	275	→
Variance since December 2015	(5.8%)	↓



ACTIVITY



Month	Adjusted Scheduled Activity (UDA)	
	2016	2017
April	51	58
May	121	100
June	225	165
July	349	292
August	379	316
September	443	390
October	555	468
November	640	555
December	708	617
January	773	
February	850	
March	914	
April	947	
May	947	
June	947	

QUALITY

	Quantity	Base Number	Contract	AT	Region	England
% of FP17s for the same patient ID Re-attending within 3 months - Children	3	118	2.5%	10.5%	11.9%	12.4%
% of FP17s for the same patient ID Re-attending within 3 months - Adults	19	203	9.4%	15.9%	16.5%	16.6%
% of FP17s for the same patient ID Re-attending between 3 & 9 months - Children	85	118	72.0%	58.4%	60.2%	57.5%
% of FP17s for the same patient ID Re-attending between 3 & 9 months - Adults	155	203	76.4%	49.8%	52.0%	50.4%
% of FP17s for Band 1 Urgent Courses	18	305	5.9%	10.4%	9.5%	9.1%
% of FP17s Relating to Free Repair or Replacements	0	305	0.0%	0.9%	0.7%	0.8%
% of FP17s Relating to Continuations	0	305	0.0%	1.4%	1.2%	1.3%
% of Patients satisfied with the dentistry they have received	0	0	N/A	93.0%	92.9%	92.7%
% of Patients satisfied with the time they had to wait for an appointment	0	0	N/A	87.7%	88.8%	88.8%

* This is based on patients treated on this contract for their most recent course of treatment. Figures in italics indicate the base number of FP17s or Patient Questionnaire responses are less than 100. N/A is shown where the base number of responses is less than 10 during the period. % is calculated as Quantity/Base number*100

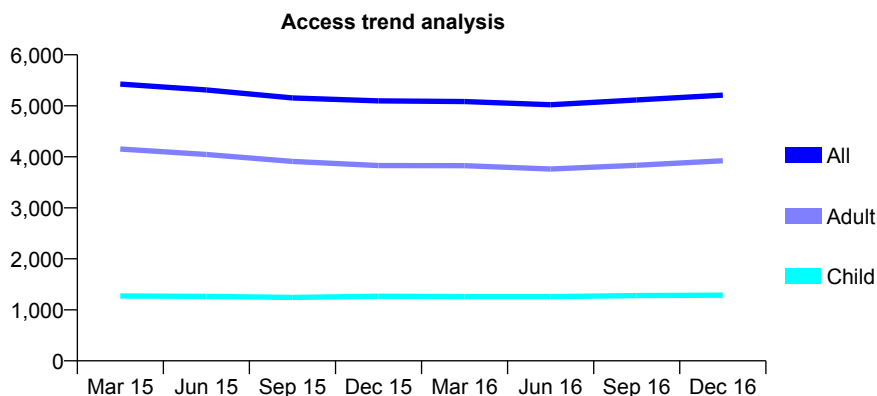
Q66 - Vital Signs At a Glance Contract Report for 132071/0001 - December 2016

Name or company name	Moor Dental Care Ltd
Contract type name	GDS Contract
Purpose of contract	General
Contract start date	01/12/2009
Contract end date	

16/17 Contracted general activity (UDA)	16,000
Carry forward general activity (UDA)	401
16/17 Contracted orthodontic activity (UOA)	0
Carry forward orthodontic activity (UOA)	0
Baseline contract value	£425,913.68

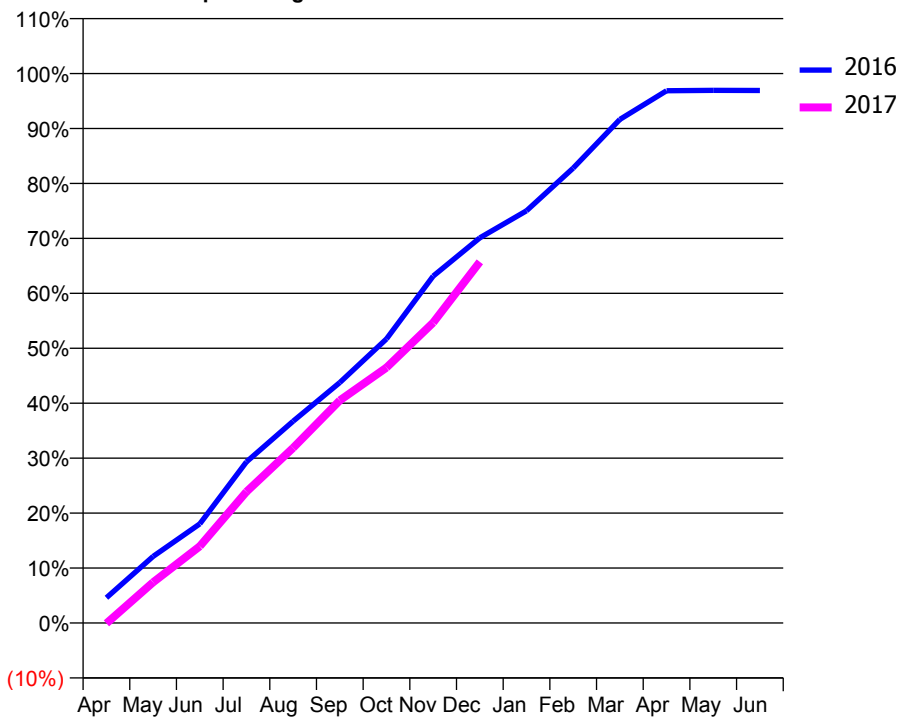
ACCESS*

Patients seen in 24 months	Total	Change since previous quarter
Quarter ending December 2015	5,097	
Quarter ending March 2016	5,084	→
Quarter ending June 2016	5,020	↓
Quarter ending September 2016	5,114	→
Quarter ending December 2016	5,210	→
Variance since December 2015	2.2%	↑



ACTIVITY

Cumulative percentage of contracted UDA delivered 2016 & 2017



Month	Adjusted Scheduled Activity (UDA)	
	2016	2017
April	737	-15
May	1,939	1,186
June	2,888	2,233
July	4,692	3,821
August	5,875	5,102
September	7,004	6,483
October	8,271	7,436
November	10,100	8,746
December	11,213	10,518
January	12,004	
February	13,247	
March	14,663	
April	15,500	
May	15,508	
June	15,505	

QUALITY

	Quantity	Base Number	Contract	AT	Region	England
% of FP17s for the same patient ID Re-attending within 3 months - Children	107	1,554	6.9%	10.5%	11.9%	12.4%
% of FP17s for the same patient ID Re-attending within 3 months - Adults	710	4,520	15.7%	15.9%	16.5%	16.6%
% of FP17s for the same patient ID Re-attending between 3 & 9 months - Children	1,011	1,554	65.1%	58.4%	60.2%	57.5%
% of FP17s for the same patient ID Re-attending between 3 & 9 months - Adults	2,476	4,520	54.8%	49.8%	52.0%	50.4%
% of FP17s for Band 1 Urgent Courses	540	5,731	9.4%	10.4%	9.5%	9.1%
% of FP17s Relating to Free Repair or Replacements	75	5,731	1.3%	0.9%	0.7%	0.8%
% of FP17s Relating to Continuations	52	5,731	0.9%	1.4%	1.2%	1.3%
% of Patients satisfied with the dentistry they have received	13	14	92.9%	93.0%	92.9%	92.7%
% of Patients satisfied with the time they had to wait for an appointment	13	14	92.9%	87.7%	88.8%	88.8%

* This is based on patients treated on this contract for their most recent course of treatment. Figures in italics indicate the base number of FP17s or Patient Questionnaire responses are less than 100. N/A is shown where the base number of responses is less than 10 during the period. % is calculated as Quantity/Base number*100

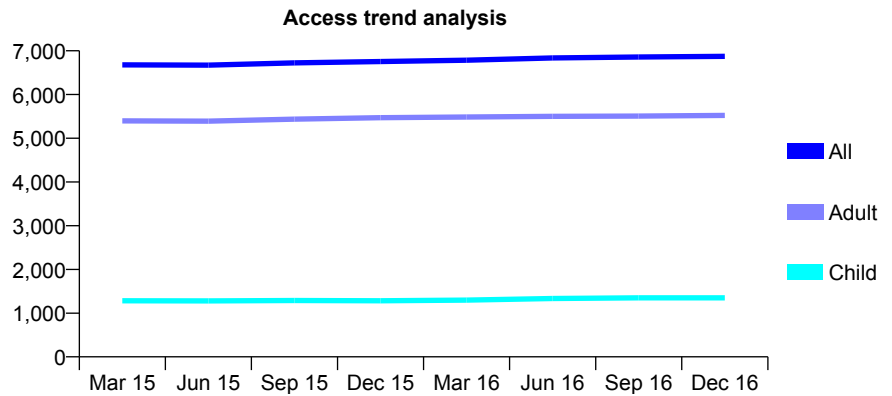
Q66 - Vital Signs At a Glance Contract Report for 132470/0001 - December 2016

Name or company name	Mr & Mrs Murgatroyd
Contract type name	GDS Contract
Purpose of contract	General
Contract start date	02/02/2013
Contract end date	

16/17 Contracted general activity (UDA)	17,152
Carry forward general activity (UDA)	-243
16/17 Contracted orthodontic activity (UOA)	0
Carry forward orthodontic activity (UOA)	0
Baseline contract value	£450,926.94

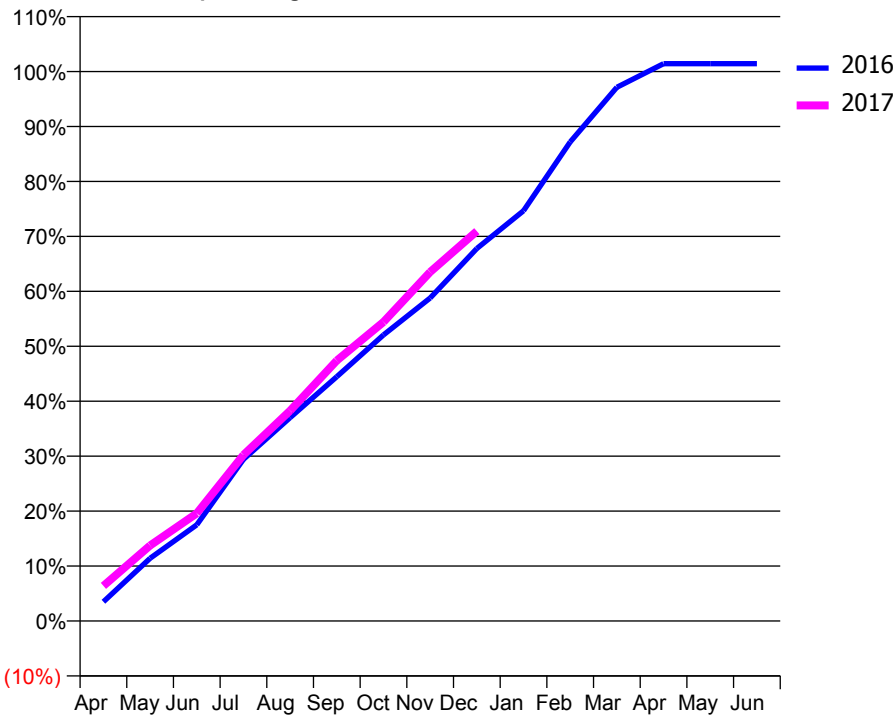
ACCESS*

Patients seen in 24 months	Total	Change since previous quarter
Quarter ending December 2015	6,754	
Quarter ending March 2016	6,786	→
Quarter ending June 2016	6,836	→
Quarter ending September 2016	6,858	→
Quarter ending December 2016	6,874	→
Variance since December 2015	1.8%	→



ACTIVITY

Cumulative percentage of contracted UDA delivered 2016 & 2017



Month	Adjusted Scheduled Activity (UDA)	
	2016	2017
April	603	1,098
May	1,956	2,358
June	3,004	3,363
July	5,045	5,183
August	6,348	6,568
September	7,629	8,132
October	8,930	9,333
November	10,085	10,897
December	11,629	12,169
January	12,804	
February	14,954	
March	16,659	
April	17,395	
May	17,395	
June	17,395	

QUALITY

	Quantity	Base Number	Contract	AT	Region	England
% of FP17s for the same patient ID Re-attending within 3 months - Children	154	1,828	8.4%	10.5%	11.9%	12.4%
% of FP17s for the same patient ID Re-attending within 3 months - Adults	982	6,387	15.4%	15.9%	16.5%	16.6%
% of FP17s for the same patient ID Re-attending between 3 & 9 months - Children	1,316	1,828	72.0%	58.4%	60.2%	57.5%
% of FP17s for the same patient ID Re-attending between 3 & 9 months - Adults	3,359	6,387	52.6%	49.8%	52.0%	50.4%
% of FP17s for Band 1 Urgent Courses	592	6,819	8.7%	10.4%	9.5%	9.1%
% of FP17s Relating to Free Repair or Replacements	38	6,819	0.6%	0.9%	0.7%	0.8%
% of FP17s Relating to Continuations	85	6,819	1.2%	1.4%	1.2%	1.3%
% of Patients satisfied with the dentistry they have received	13	13	100.0%	93.0%	92.9%	92.7%
% of Patients satisfied with the time they had to wait for an appointment	12	13	92.3%	87.7%	88.8%	88.8%

* This is based on patients treated on this contract for their most recent course of treatment. Figures in italics indicate the base number of FP17s or Patient Questionnaire responses are less than 100. N/A is shown where the base number of responses is less than 10 during the period. % is calculated as Quantity/Base number*100

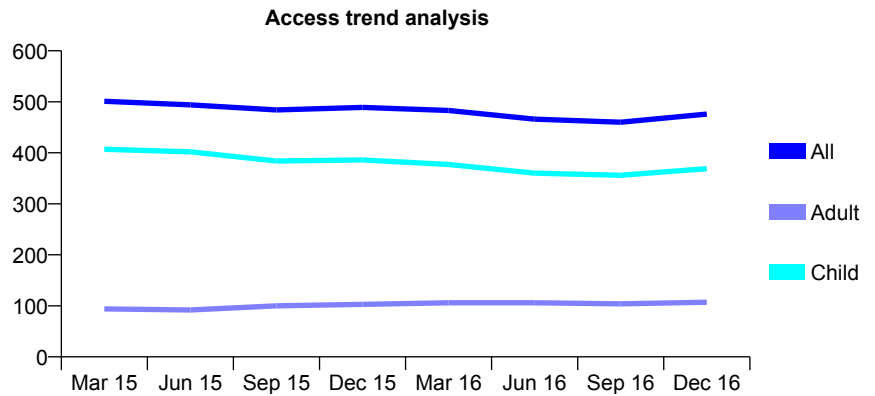
Q66 - Vital Signs At a Glance Contract Report for 134090/0001 - December 2016

Name or company name	Cherrybrook Dental Surgery
Contract type name	PDS Contract
Purpose of contract	General
Contract start date	01/09/2007
Contract end date	31/03/2019

16/17 Contracted general activity (UDA)	1,087
Carry forward general activity (UDA)	-6
16/17 Contracted orthodontic activity (UOA)	0
Carry forward orthodontic activity (UOA)	0
Baseline contract value	£27,845.73

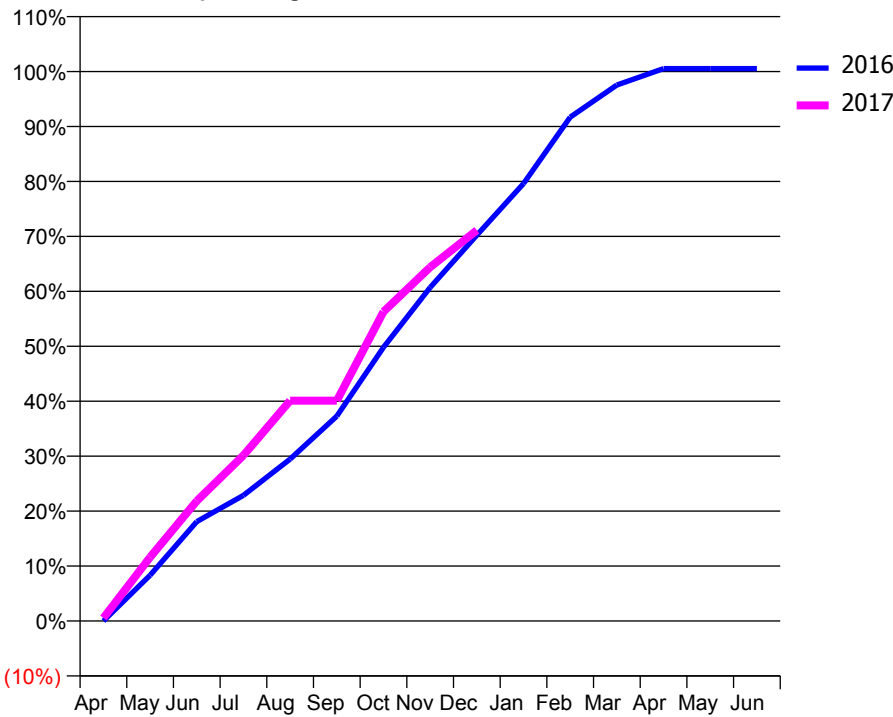
ACCESS*

Patients seen in 24 months	Total	Change since previous quarter
Quarter ending December 2015	489	
Quarter ending March 2016	483	↓
Quarter ending June 2016	466	↓
Quarter ending September 2016	460	↓
Quarter ending December 2016	476	↑
Variance since December 2015	(2.7%)	↓



ACTIVITY

Cumulative percentage of contracted UDA delivered 2016 & 2017



Month	Adjusted Scheduled Activity (UDA)	
	2016	2017
April	0	6
May	91	126
June	197	238
July	249	328
August	320	436
September	405	436
October	541	612
November	660	700
December	763	773
January	865	
February	997	
March	1,060	
April	1,093	
May	1,093	
June	1,093	

QUALITY

	Quantity	Base Number	Contract	AT	Region	England
% of FP17s for the same patient ID Re-attending within 3 months - Children	31	451	6.9%	10.5%	11.9%	12.4%
% of FP17s for the same patient ID Re-attending within 3 months - Adults	4	55	7.3%	15.9%	16.5%	16.6%
% of FP17s for the same patient ID Re-attending between 3 & 9 months - Children	284	451	63.0%	58.4%	60.2%	57.5%
% of FP17s for the same patient ID Re-attending between 3 & 9 months - Adults	44	55	80.0%	49.8%	52.0%	50.4%
% of FP17s for Band 1 Urgent Courses	10	484	2.1%	10.4%	9.5%	9.1%
% of FP17s Relating to Free Repair or Replacements	0	484	0.0%	0.9%	0.7%	0.8%
% of FP17s Relating to Continuations	5	484	1.0%	1.4%	1.2%	1.3%
% of Patients satisfied with the dentistry they have received	1	1	N/A	93.0%	92.9%	92.7%
% of Patients satisfied with the time they had to wait for an appointment	1	1	N/A	87.7%	88.8%	88.8%

* This is based on patients treated on this contract for their most recent course of treatment. Figures in italics indicate the base number of FP17s or Patient Questionnaire responses are less than 100. N/A is shown where the base number of responses is less than 10 during the period. % is calculated as Quantity/Base number*100

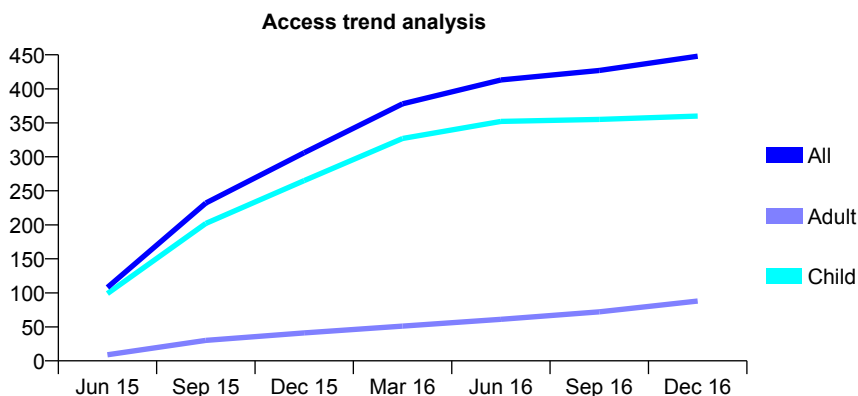
Q66 - Vital Signs At a Glance Contract Report for 135313/0001 - December 2016

Name or company name	Messer's Robinson, Wood and Bryant
Contract type name	GDS Contract
Purpose of contract	General
Contract start date	28/03/2015
Contract end date	

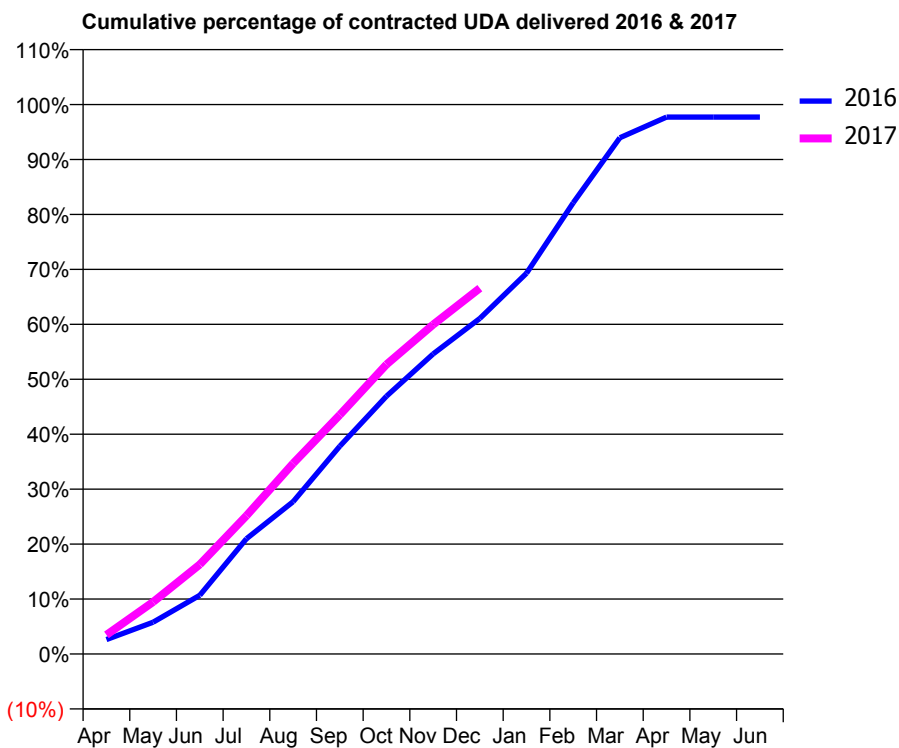
16/17 Contracted general activity (UDA)	799
Carry forward general activity (UDA)	18
16/17 Contracted orthodontic activity (UOA)	0
Carry forward orthodontic activity (UOA)	0
Baseline contract value	£18,372.50

ACCESS*

Patients seen in 24 months	Total	Change since previous quarter
Quarter ending December 2015	306	
Quarter ending March 2016	378	↑
Quarter ending June 2016	413	↑
Quarter ending September 2016	427	↑
Quarter ending December 2016	448	↑
Variance since December 2015	46.4%	↑



ACTIVITY



Month	Adjusted Scheduled Activity (UDA)	
	2016	2017
April	21	28
May	46	76
June	85	130
July	168	201
August	222	277
September	302	348
October	375	421
November	436	479
December	488	532
January	554	
February	656	
March	751	
April	781	
May	781	
June	781	

QUALITY

	Quantity	Base Number	Contract	AT	Region	England
% of FP17s for the same patient ID Re-attending within 3 months - Children	16	399	4.0%	10.5%	11.9%	12.4%
% of FP17s for the same patient ID Re-attending within 3 months - Adults	2	67	3.0%	15.9%	16.5%	16.6%
% of FP17s for the same patient ID Re-attending between 3 & 9 months - Children	242	399	60.7%	58.4%	60.2%	57.5%
% of FP17s for the same patient ID Re-attending between 3 & 9 months - Adults	21	67	31.3%	49.8%	52.0%	50.4%
% of FP17s for Band 1 Urgent Courses	25	442	5.7%	10.4%	9.5%	9.1%
% of FP17s Relating to Free Repair or Replacements	0	442	0.0%	0.9%	0.7%	0.8%
% of FP17s Relating to Continuations	0	442	0.0%	1.4%	1.2%	1.3%
% of Patients satisfied with the dentistry they have received	0	0	N/A	93.0%	92.9%	92.7%
% of Patients satisfied with the time they had to wait for an appointment	0	0	N/A	87.7%	88.8%	88.8%

* This is based on patients treated on this contract for their most recent course of treatment. Figures in italics indicate the base number of FP17s or Patient Questionnaire responses are less than 100. N/A is shown where the base number of responses is less than 10 during the period. % is calculated as Quantity/Base number*100

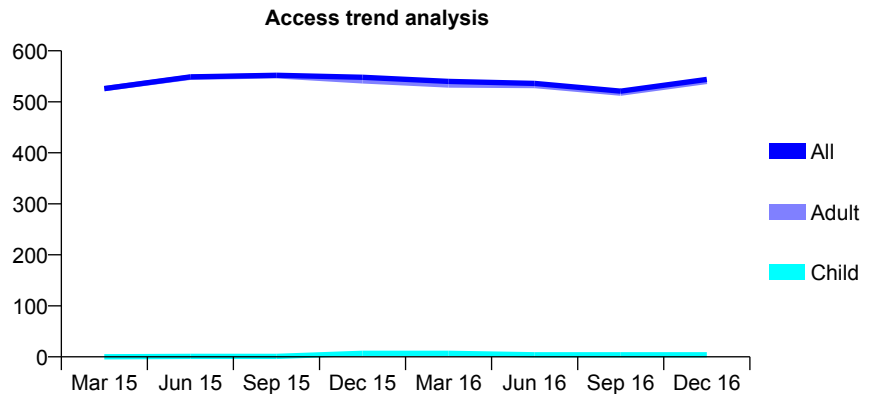
Q66 - Vital Signs At a Glance Contract Report for 135461/0001 - December 2016

Name or company name	The Visiting Dental Service Ltd
Contract type name	PDS Contract
Purpose of contract	General
Contract start date	01/04/2012
Contract end date	31/03/2017

16/17 Contracted general activity (UDA)	2,500
Carry forward general activity (UDA)	0
16/17 Contracted orthodontic activity (UOA)	0
Carry forward orthodontic activity (UOA)	0
Baseline contract value	£130,488.07

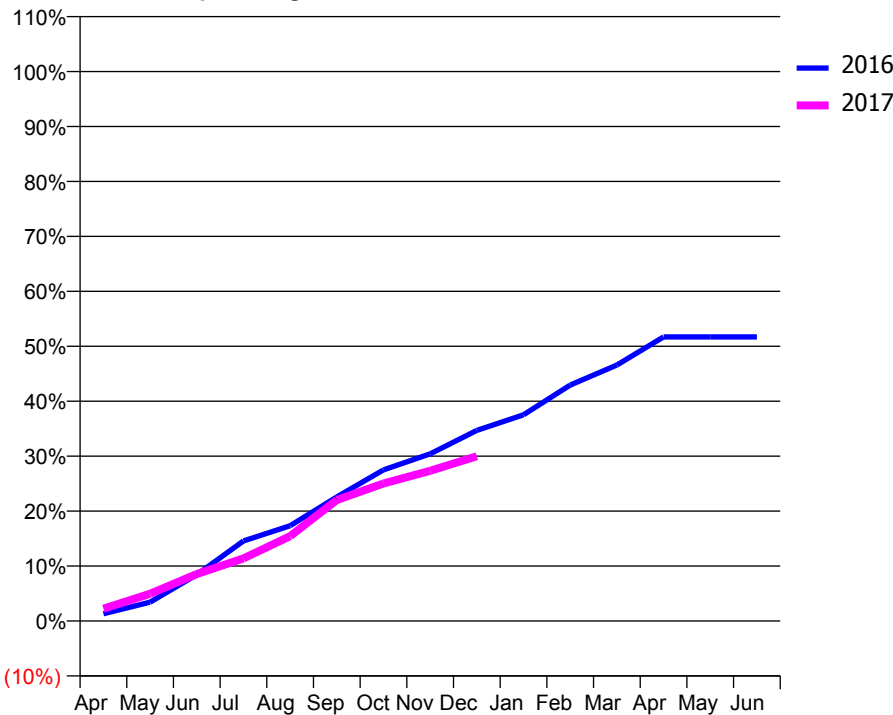
ACCESS*

Patients seen in 24 months	Total	Change since previous quarter
Quarter ending December 2015	548	
Quarter ending March 2016	540	↓
Quarter ending June 2016	536	→
Quarter ending September 2016	521	↓
Quarter ending December 2016	544	↑
Variance since December 2015	(0.7%)	→



ACTIVITY

Cumulative percentage of contracted UDA delivered 2016 & 2017



Month	Adjusted Scheduled Activity (UDA)	
	2016	2017
April	33	56
May	86	124
June	211	214
July	364	285
August	434	386
September	565	551
October	688	626
November	761	683
December	867	750
January	938	
February	1,073	
March	1,165	
April	1,293	
May	1,293	
June	1,293	

QUALITY

	Quantity	Base Number	Contract	AT	Region	England
% of FP17s for the same patient ID Re-attending within 3 months - Children	1	2	50.0%	10.5%	11.9%	12.4%
% of FP17s for the same patient ID Re-attending within 3 months - Adults	24	372	6.5%	15.9%	16.5%	16.6%
% of FP17s for the same patient ID Re-attending between 3 & 9 months - Children	0	2	0.0%	58.4%	60.2%	57.5%
% of FP17s for the same patient ID Re-attending between 3 & 9 months - Adults	102	372	27.4%	49.8%	52.0%	50.4%
% of FP17s for Band 1 Urgent Courses	28	338	8.3%	10.4%	9.5%	9.1%
% of FP17s Relating to Free Repair or Replacements	0	338	0.0%	0.9%	0.7%	0.8%
% of FP17s Relating to Continuations	3	338	0.9%	1.4%	1.2%	1.3%
% of Patients satisfied with the dentistry they have received	0	0	N/A	93.0%	92.9%	92.7%
% of Patients satisfied with the time they had to wait for an appointment	0	0	N/A	87.7%	88.8%	88.8%

* This is based on patients treated on this contract for their most recent course of treatment. Figures in italics indicate the base number of FP17s or Patient Questionnaire responses are less than 100. N/A is shown where the base number of responses is less than 10 during the period. % is calculated as Quantity/Base number*100

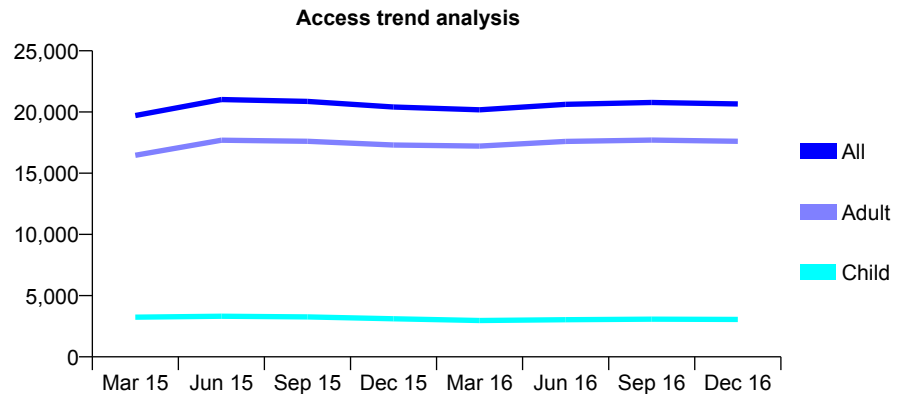
Q66 - Vital Signs At a Glance Contract Report for 136212/0001 - December 2016

Name or company name	PCH Dental CIC
Contract type name	PDS Contract
Purpose of contract	General
Contract start date	01/04/2013
Contract end date	30/09/2017

16/17 Contracted general activity (UDA)	46,000
Carry forward general activity (UDA)	0
16/17 Contracted orthodontic activity (UOA)	0
Carry forward orthodontic activity (UOA)	0
Baseline contract value	£6,567,165.56

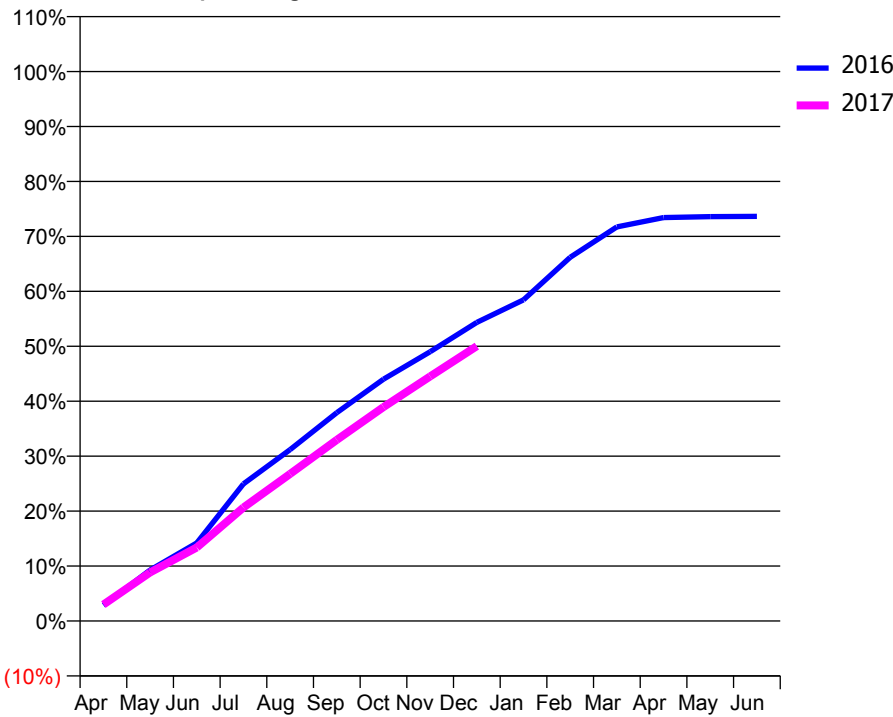
ACCESS*

Patients seen in 24 months	Total	Change since previous quarter
Quarter ending December 2015	20,407	
Quarter ending March 2016	20,183	↓
Quarter ending June 2016	20,631	↑
Quarter ending September 2016	20,782	→
Quarter ending December 2016	20,659	→
Variance since December 2015	1.2%	→



ACTIVITY

Cumulative percentage of contracted UDA delivered 2016 & 2017



Month	Adjusted Scheduled Activity (UDA)	
	2016	2017
April	1,205	1,375
May	3,913	4,064
June	5,989	6,158
July	10,522	9,504
August	13,151	12,319
September	15,987	15,162
October	18,553	17,908
November	20,670	20,479
December	22,918	23,010
January	24,650	
February	27,907	
March	30,242	
April	30,962	
May	31,031	
June	31,053	

QUALITY

	Quantity	Base Number	Contract	AT	Region	England
% of FP17s for the same patient ID Re-attending within 3 months - Children	457	3,669	12.5%	10.5%	11.9%	12.4%
% of FP17s for the same patient ID Re-attending within 3 months - Adults	1,985	13,890	14.3%	15.9%	16.5%	16.6%
% of FP17s for the same patient ID Re-attending between 3 & 9 months - Children	472	3,669	12.9%	58.4%	60.2%	57.5%
% of FP17s for the same patient ID Re-attending between 3 & 9 months - Adults	1,439	13,890	10.4%	49.8%	52.0%	50.4%
% of FP17s for Band 1 Urgent Courses	13,221	16,427	80.5%	10.4%	9.5%	9.1%
% of FP17s Relating to Free Repair or Replacements	132	16,427	0.8%	0.9%	0.7%	0.8%
% of FP17s Relating to Continuations	8	16,427	0.0%	1.4%	1.2%	1.3%
% of Patients satisfied with the dentistry they have received	14	15	93.3%	93.0%	92.9%	92.7%
% of Patients satisfied with the time they had to wait for an appointment	11	15	73.3%	87.7%	88.8%	88.8%

* This is based on patients treated on this contract for their most recent course of treatment. Figures in italics indicate the base number of FP17s or Patient Questionnaire responses are less than 100. N/A is shown where the base number of responses is less than 10 during the period. % is calculated as Quantity/Base number*100

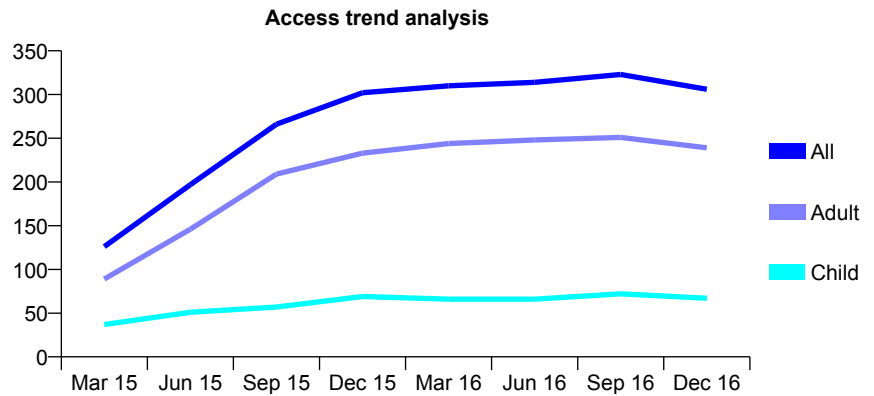
Q66 - Vital Signs At a Glance Contract Report for 136212/0003 - December 2016

Name or company name	PCH Dental CIC
Contract type name	GDS Contract
Purpose of contract	General
Contract start date	01/09/2014
Contract end date	

16/17 Contracted general activity (UDA)	800
Carry forward general activity (UDA)	0
16/17 Contracted orthodontic activity (UOA)	0
Carry forward orthodontic activity (UOA)	0
Baseline contract value	£19,593.48

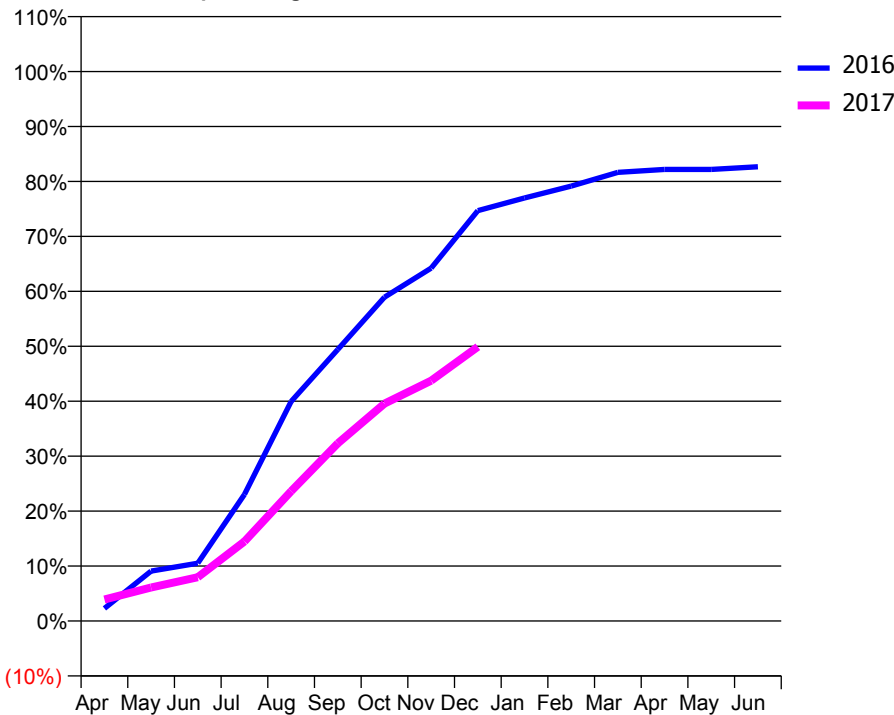
ACCESS*

Patients seen in 24 months	Total	Change since previous quarter
Quarter ending December 2015	302	
Quarter ending March 2016	310	↑
Quarter ending June 2016	314	→
Quarter ending September 2016	323	↑
Quarter ending December 2016	306	↓
Variance since December 2015	1.3%	→



ACTIVITY

Cumulative percentage of contracted UDA delivered 2016 & 2017



Month	Adjusted Scheduled Activity (UDA)	
	2016	2017
April	32	31
May	127	49
June	147	64
July	323	116
August	559	189
September	692	259
October	825	317
November	899	350
December	1,046	399
January	1,078	
February	1,108	
March	1,143	
April	1,150	
May	1,150	
June	1,157	

QUALITY

	Quantity	Base Number	Contract	AT	Region	England
% of FP17s for the same patient ID Re-attending within 3 months - Children	2	48	4.2%	10.5%	11.9%	12.4%
% of FP17s for the same patient ID Re-attending within 3 months - Adults	18	169	10.7%	15.9%	16.5%	16.6%
% of FP17s for the same patient ID Re-attending between 3 & 9 months - Children	16	48	33.3%	58.4%	60.2%	57.5%
% of FP17s for the same patient ID Re-attending between 3 & 9 months - Adults	76	169	45.0%	49.8%	52.0%	50.4%
% of FP17s for Band 1 Urgent Courses	11	194	5.7%	10.4%	9.5%	9.1%
% of FP17s Relating to Free Repair or Replacements	0	194	0.0%	0.9%	0.7%	0.8%
% of FP17s Relating to Continuations	0	194	0.0%	1.4%	1.2%	1.3%
% of Patients satisfied with the dentistry they have received	0	0	N/A	93.0%	92.9%	92.7%
% of Patients satisfied with the time they had to wait for an appointment	0	0	N/A	87.7%	88.8%	88.8%

* This is based on patients treated on this contract for their most recent course of treatment. Figures in italics indicate the base number of FP17s or Patient Questionnaire responses are less than 100. N/A is shown where the base number of responses is less than 10 during the period. % is calculated as Quantity/Base number*100

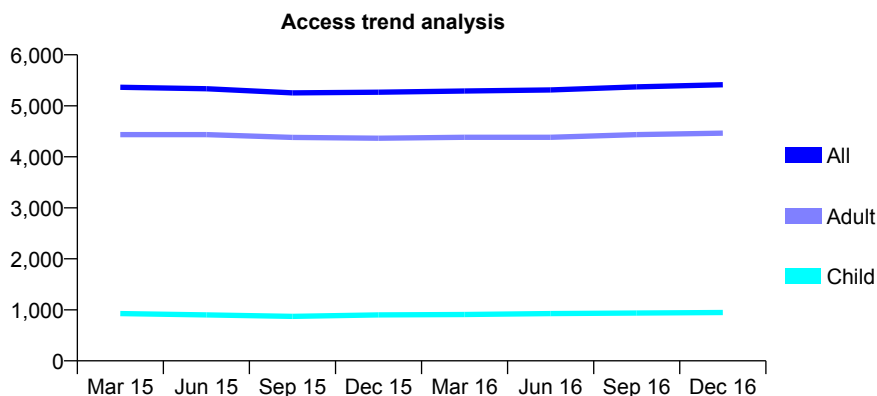
Q66 - Vital Signs At a Glance Contract Report for 136603/0001 - December 2016

Name or company name	Murgelas Practice Management Limited
Contract type name	GDS Contract
Purpose of contract	General
Contract start date	01/04/2010
Contract end date	

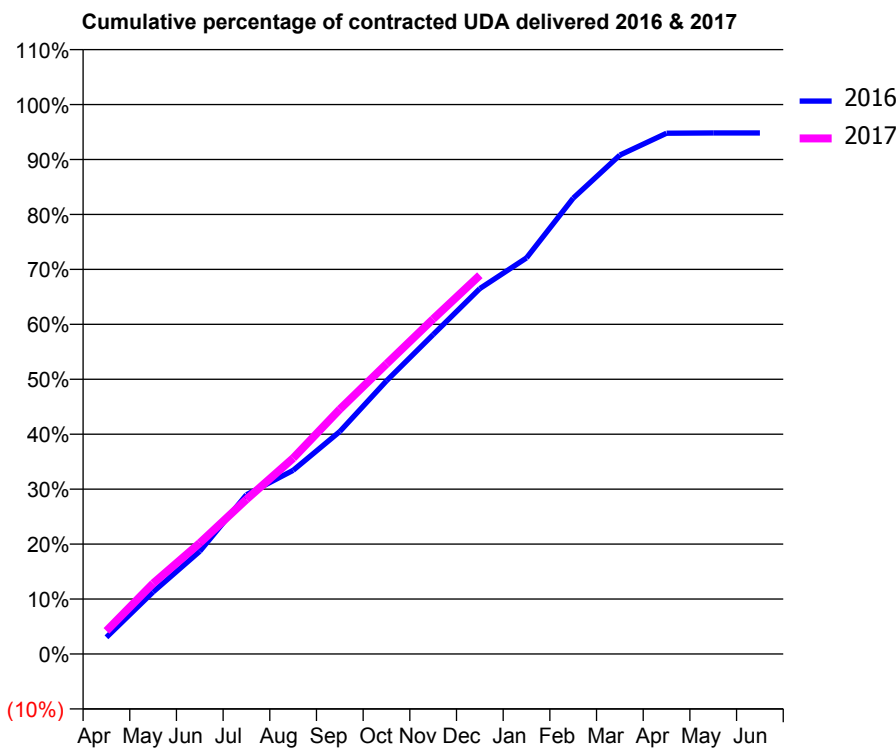
16/17 Contracted general activity (UDA)	15,730
Carry forward general activity (UDA)	0
16/17 Contracted orthodontic activity (UOA)	0
Carry forward orthodontic activity (UOA)	0
Baseline contract value	£450,129.95

ACCESS*

Patients seen in 24 months	Total	Change since previous quarter
Quarter ending December 2015	5,266	
Quarter ending March 2016	5,290	→
Quarter ending June 2016	5,310	→
Quarter ending September 2016	5,370	→
Quarter ending December 2016	5,413	→
Variance since December 2015	2.8%	↑



ACTIVITY



Month	Adjusted Scheduled Activity (UDA)	
	2016	2017
April	477	663
May	1,778	2,022
June	2,943	3,180
July	4,559	4,426
August	5,260	5,604
September	6,369	7,007
October	7,820	8,303
November	9,144	9,592
December	10,460	10,843
January	11,341	
February	13,048	
March	14,282	
April	14,906	
May	14,914	
June	14,914	

QUALITY

	Quantity	Base Number	Contract	AT	Region	England
% of FP17s for the same patient ID Re-attending within 3 months - Children	46	1,079	4.3%	10.5%	11.9%	12.4%
% of FP17s for the same patient ID Re-attending within 3 months - Adults	622	5,064	12.3%	15.9%	16.5%	16.6%
% of FP17s for the same patient ID Re-attending between 3 & 9 months - Children	745	1,079	69.0%	58.4%	60.2%	57.5%
% of FP17s for the same patient ID Re-attending between 3 & 9 months - Adults	2,958	5,064	58.4%	49.8%	52.0%	50.4%
% of FP17s for Band 1 Urgent Courses	303	5,865	5.2%	10.4%	9.5%	9.1%
% of FP17s Relating to Free Repair or Replacements	30	5,865	0.5%	0.9%	0.7%	0.8%
% of FP17s Relating to Continuations	119	5,865	2.0%	1.4%	1.2%	1.3%
% of Patients satisfied with the dentistry they have received	12	13	92.3%	93.0%	92.9%	92.7%
% of Patients satisfied with the time they had to wait for an appointment	11	13	84.6%	87.7%	88.8%	88.8%

* This is based on patients treated on this contract for their most recent course of treatment. Figures in italics indicate the base number of FP17s or Patient Questionnaire responses are less than 100. N/A is shown where the base number of responses is less than 10 during the period. % is calculated as Quantity/Base number*100

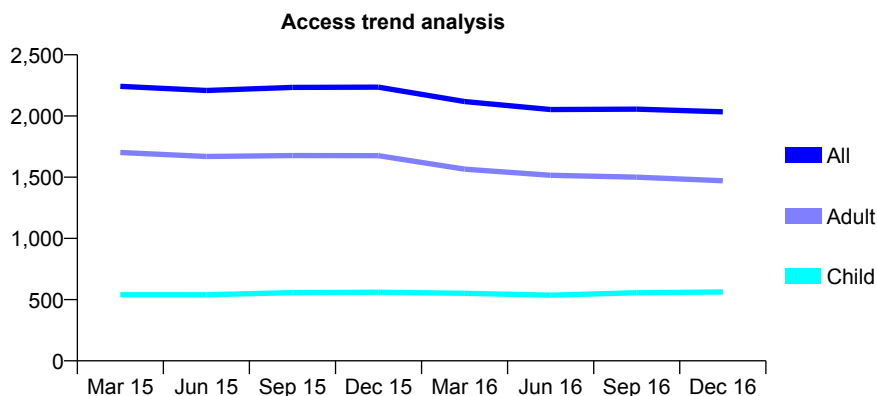
Q66 - Vital Signs At a Glance Contract Report for 136603/0002 - December 2016

Name or company name	Murgelas Practice Management Limited
Contract type name	GDS Contract
Purpose of contract	General
Contract start date	01/04/2010
Contract end date	

16/17 Contracted general activity (UDA)	7,060
Carry forward general activity (UDA)	43
16/17 Contracted orthodontic activity (UOA)	0
Carry forward orthodontic activity (UOA)	0
Baseline contract value	£189,292.83

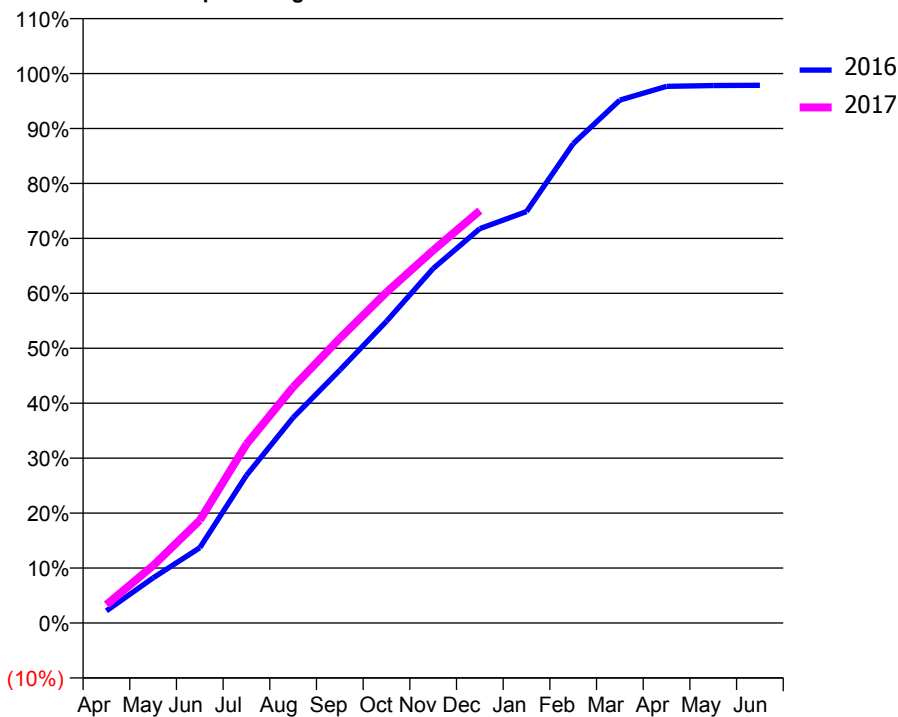
ACCESS*

Patients seen in 24 months	Total	Change since previous quarter
Quarter ending December 2015	2,236	
Quarter ending March 2016	2,118	↓
Quarter ending June 2016	2,053	↓
Quarter ending September 2016	2,056	→
Quarter ending December 2016	2,034	↓
Variance since December 2015	(9.0%)	↓



ACTIVITY

Cumulative percentage of contracted UDA delivered 2016 & 2017



Month	Adjusted Scheduled Activity (UDA)	
	2016	2017
April	182	236
May	671	738
June	1,119	1,319
July	2,193	2,298
August	3,050	3,032
September	3,756	3,657
October	4,480	4,249
November	5,264	4,787
December	5,856	5,298
January	6,110	
February	7,118	
March	7,766	
April	7,969	
May	7,981	
June	7,985	

QUALITY

	Quantity	Base Number	Contract	AT	Region	England
% of FP17s for the same patient ID Re-attending within 3 months - Children	35	572	6.1%	10.5%	11.9%	12.4%
% of FP17s for the same patient ID Re-attending within 3 months - Adults	227	1,339	17.0%	15.9%	16.5%	16.6%
% of FP17s for the same patient ID Re-attending between 3 & 9 months - Children	311	572	54.4%	58.4%	60.2%	57.5%
% of FP17s for the same patient ID Re-attending between 3 & 9 months - Adults	572	1,339	42.7%	49.8%	52.0%	50.4%
% of FP17s for Band 1 Urgent Courses	167	1,857	9.0%	10.4%	9.5%	9.1%
% of FP17s Relating to Free Repair or Replacements	25	1,857	1.3%	0.9%	0.7%	0.8%
% of FP17s Relating to Continuations	68	1,857	3.7%	1.4%	1.2%	1.3%
% of Patients satisfied with the dentistry they have received	7	7	N/A	93.0%	92.9%	92.7%
% of Patients satisfied with the time they had to wait for an appointment	4	7	N/A	87.7%	88.8%	88.8%

* This is based on patients treated on this contract for their most recent course of treatment. Figures in italics indicate the base number of FP17s or Patient Questionnaire responses are less than 100. N/A is shown where the base number of responses is less than 10 during the period. % is calculated as Quantity/Base number*100

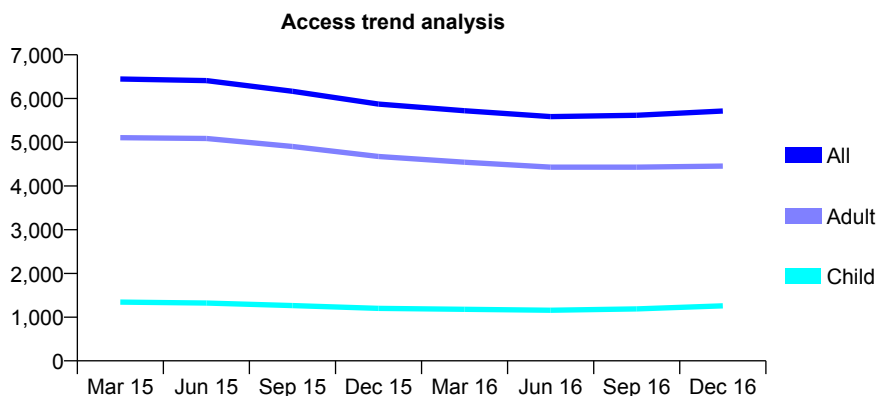
Q66 - Vital Signs At a Glance Contract Report for 136603/0003 - December 2016

Name or company name	Murgelas Practice Management Limited
Contract type name	GDS Contract
Purpose of contract	General
Contract start date	01/04/2011
Contract end date	

16/17 Contracted general activity (UDA)	19,250
Carry forward general activity (UDA)	0
16/17 Contracted orthodontic activity (UOA)	0
Carry forward orthodontic activity (UOA)	0
Baseline contract value	£547,144.92

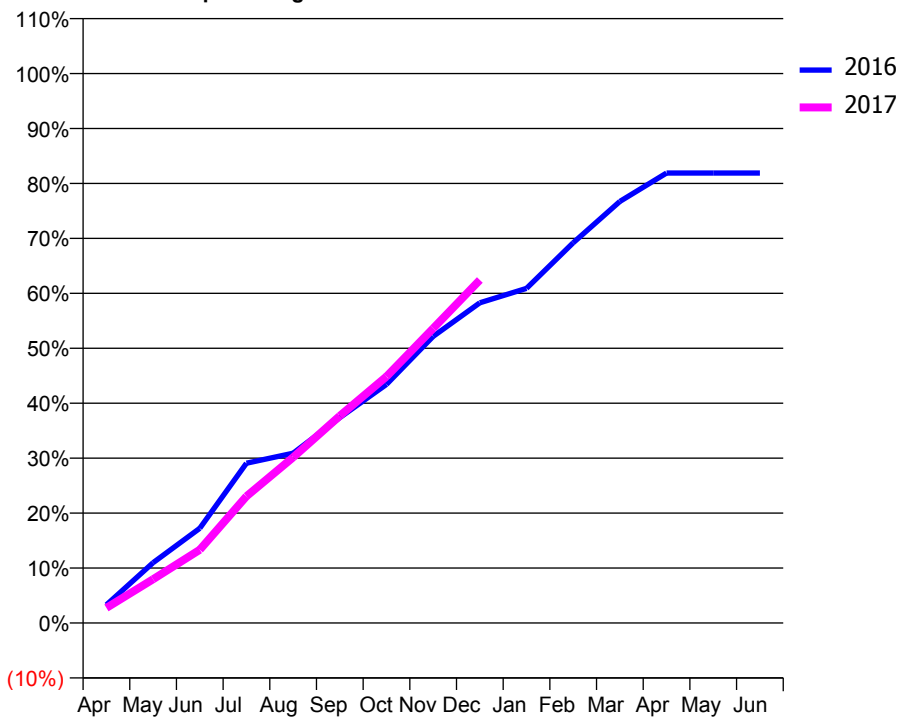
ACCESS*

Patients seen in 24 months	Total	Change since previous quarter
Quarter ending December 2015	5,874	
Quarter ending March 2016	5,722	↓
Quarter ending June 2016	5,585	↓
Quarter ending September 2016	5,618	→
Quarter ending December 2016	5,713	→
Variance since December 2015	(2.7%)	↓



ACTIVITY

Cumulative percentage of contracted UDA delivered 2016 & 2017



Month	Adjusted Scheduled Activity (UDA)	
	2016	2017
April	594	532
May	1,975	1,537
June	3,104	2,566
July	5,234	4,438
August	5,561	5,805
September	6,730	7,257
October	7,817	8,636
November	9,388	10,320
December	10,489	12,016
January	10,964	
February	12,454	
March	13,811	
April	14,741	
May	14,741	
June	14,741	

QUALITY

	Quantity	Base Number	Contract	AT	Region	England
% of FP17s for the same patient ID Re-attending within 3 months - Children	77	1,128	6.8%	10.5%	11.9%	12.4%
% of FP17s for the same patient ID Re-attending within 3 months - Adults	624	4,027	15.5%	15.9%	16.5%	16.6%
% of FP17s for the same patient ID Re-attending between 3 & 9 months - Children	348	1,128	30.9%	58.4%	60.2%	57.5%
% of FP17s for the same patient ID Re-attending between 3 & 9 months - Adults	1,346	4,027	33.4%	49.8%	52.0%	50.4%
% of FP17s for Band 1 Urgent Courses	587	4,846	12.1%	10.4%	9.5%	9.1%
% of FP17s Relating to Free Repair or Replacements	47	4,846	1.0%	0.9%	0.7%	0.8%
% of FP17s Relating to Continuations	115	4,846	2.4%	1.4%	1.2%	1.3%
% of Patients satisfied with the dentistry they have received	21	23	91.3%	93.0%	92.9%	92.7%
% of Patients satisfied with the time they had to wait for an appointment	18	23	78.3%	87.7%	88.8%	88.8%

* This is based on patients treated on this contract for their most recent course of treatment. Figures in italics indicate the base number of FP17s or Patient Questionnaire responses are less than 100. N/A is shown where the base number of responses is less than 10 during the period. % is calculated as Quantity/Base number*100

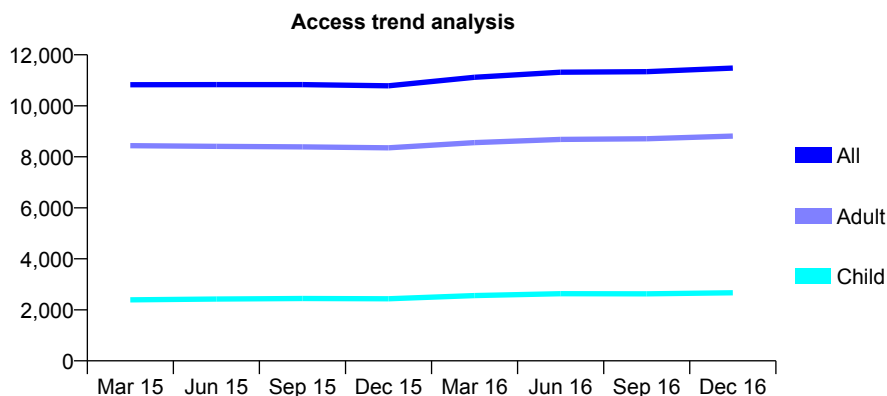
Q66 - Vital Signs At a Glance Contract Report for 137669/0001 - December 2016

Name or company name	Alliance Dental Care Ltd
Contract type name	GDS Contract
Purpose of contract	General
Contract start date	01/04/2012
Contract end date	

16/17 Contracted general activity (UDA)	40,450
Carry forward general activity (UDA)	35
16/17 Contracted orthodontic activity (UOA)	0
Carry forward orthodontic activity (UOA)	0
Baseline contract value	£1,028,487.23

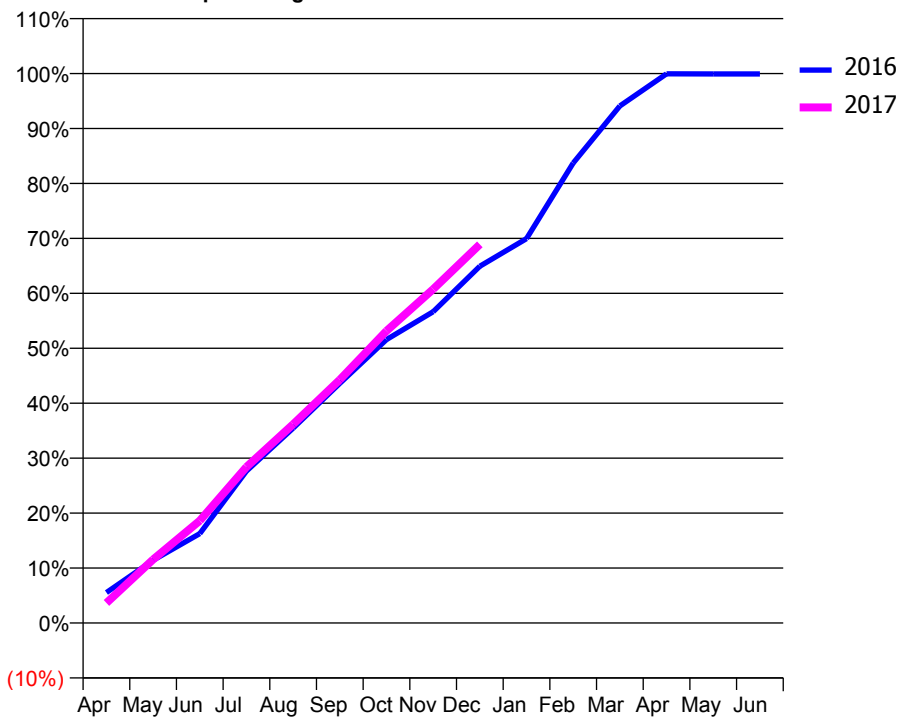
ACCESS*

Patients seen in 24 months	Total	Change since previous quarter
Quarter ending December 2015	10,783	
Quarter ending March 2016	11,119	↑
Quarter ending June 2016	11,316	→
Quarter ending September 2016	11,338	→
Quarter ending December 2016	11,479	→
Variance since December 2015	6.5%	↑



ACTIVITY

Cumulative percentage of contracted UDA delivered 2016 & 2017



Month	Adjusted Scheduled Activity (UDA)	
	2016	2017
April	2,248	1,480
May	4,623	4,675
June	6,581	7,533
July	11,190	11,488
August	14,346	14,633
September	17,644	17,905
October	20,861	21,499
November	22,919	24,578
December	26,265	27,869
January	28,295	
February	33,863	
March	38,058	
April	40,425	
May	40,422	
June	40,415	

QUALITY

	Quantity	Base Number	Contract	AT	Region	England
% of FP17s for the same patient ID Re-attending within 3 months - Children	243	2,731	8.9%	10.5%	11.9%	12.4%
% of FP17s for the same patient ID Re-attending within 3 months - Adults	1,720	8,492	20.3%	15.9%	16.5%	16.6%
% of FP17s for the same patient ID Re-attending between 3 & 9 months - Children	1,452	2,731	53.2%	58.4%	60.2%	57.5%
% of FP17s for the same patient ID Re-attending between 3 & 9 months - Adults	3,706	8,492	43.6%	49.8%	52.0%	50.4%
% of FP17s for Band 1 Urgent Courses	1,934	10,534	18.4%	10.4%	9.5%	9.1%
% of FP17s Relating to Free Repair or Replacements	55	10,534	0.5%	0.9%	0.7%	0.8%
% of FP17s Relating to Continuations	68	10,534	0.6%	1.4%	1.2%	1.3%
% of Patients satisfied with the dentistry they have received	36	39	92.3%	93.0%	92.9%	92.7%
% of Patients satisfied with the time they had to wait for an appointment	32	39	82.1%	87.7%	88.8%	88.8%

* This is based on patients treated on this contract for their most recent course of treatment. Figures in italics indicate the base number of FP17s or Patient Questionnaire responses are less than 100. N/A is shown where the base number of responses is less than 10 during the period. % is calculated as Quantity/Base number*100

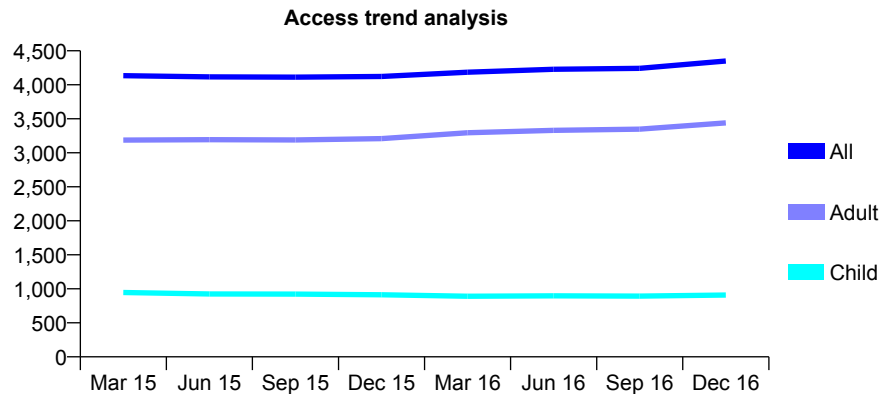
Q66 - Vital Signs At a Glance Contract Report for 138185/0001 - December 2016

Name or company name	Parkhill Dent Ltd
Contract type name	GDS Contract
Purpose of contract	General
Contract start date	19/01/2009
Contract end date	

16/17 Contracted general activity (UDA)	16,000
Carry forward general activity (UDA)	397
16/17 Contracted orthodontic activity (UOA)	0
Carry forward orthodontic activity (UOA)	0
Baseline contract value	£428,996.15

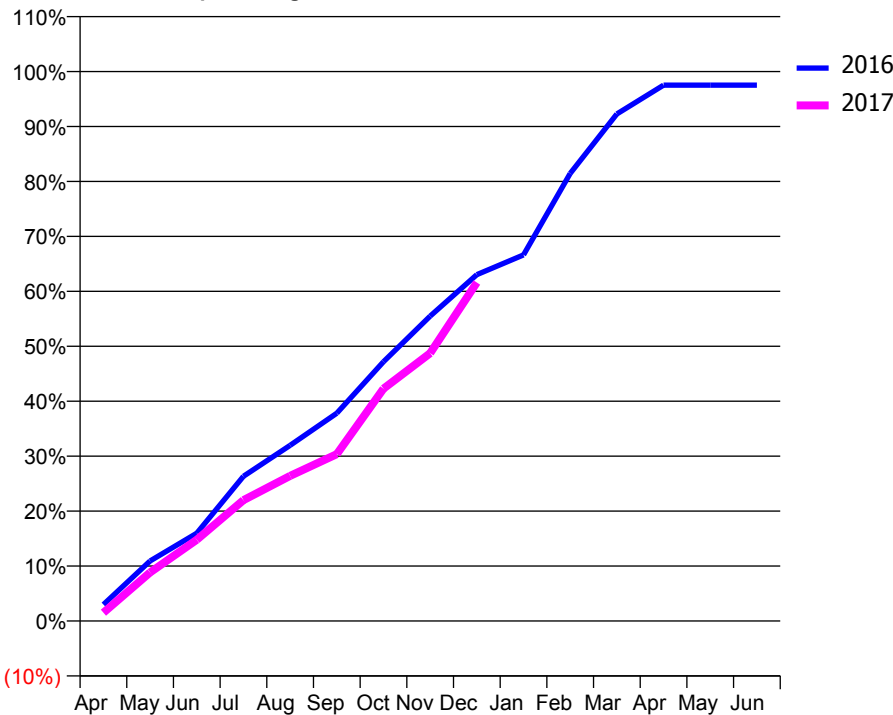
ACCESS*

Patients seen in 24 months	Total	Change since previous quarter
Quarter ending December 2015	4,122	
Quarter ending March 2016	4,186	→
Quarter ending June 2016	4,228	→
Quarter ending September 2016	4,243	→
Quarter ending December 2016	4,350	↑
Variance since December 2015	5.5%	↑



ACTIVITY

Cumulative percentage of contracted UDA delivered 2016 & 2017



Month	Adjusted Scheduled Activity (UDA)	
	2016	2017
April	481	243
May	1,748	1,415
June	2,558	2,366
July	4,215	3,521
August	5,114	4,227
September	6,050	4,861
October	7,549	6,766
November	8,877	7,800
December	10,086	9,856
January	10,660	
February	13,033	
March	14,763	
April	15,602	
May	15,603	
June	15,603	

QUALITY

	Quantity	Base Number	Contract	AT	Region	England
% of FP17s for the same patient ID Re-attending within 3 months - Children	91	984	9.2%	10.5%	11.9%	12.4%
% of FP17s for the same patient ID Re-attending within 3 months - Adults	560	3,647	15.4%	15.9%	16.5%	16.6%
% of FP17s for the same patient ID Re-attending between 3 & 9 months - Children	553	984	56.2%	58.4%	60.2%	57.5%
% of FP17s for the same patient ID Re-attending between 3 & 9 months - Adults	1,975	3,647	54.2%	49.8%	52.0%	50.4%
% of FP17s for Band 1 Urgent Courses	248	4,341	5.7%	10.4%	9.5%	9.1%
% of FP17s Relating to Free Repair or Replacements	10	4,341	0.2%	0.9%	0.7%	0.8%
% of FP17s Relating to Continuations	120	4,341	2.8%	1.4%	1.2%	1.3%
% of Patients satisfied with the dentistry they have received	8	11	72.7%	93.0%	92.9%	92.7%
% of Patients satisfied with the time they had to wait for an appointment	8	11	72.7%	87.7%	88.8%	88.8%

* This is based on patients treated on this contract for their most recent course of treatment. Figures in italics indicate the base number of FP17s or Patient Questionnaire responses are less than 100. N/A is shown where the base number of responses is less than 10 during the period. % is calculated as Quantity/Base number*100

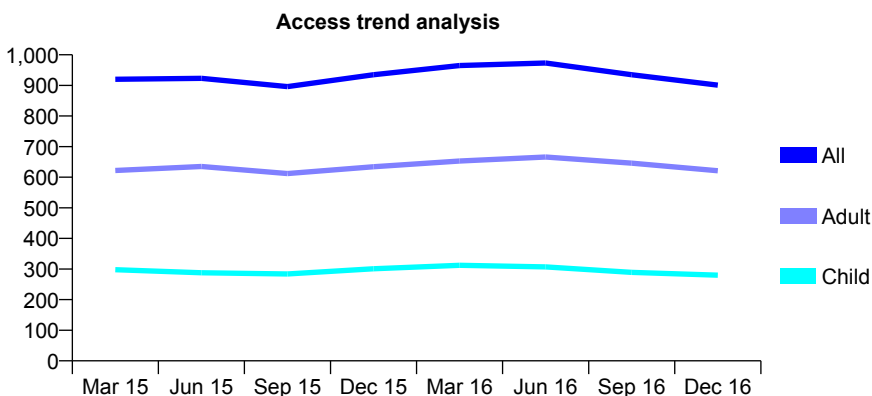
Q66 - Vital Signs At a Glance Contract Report for 139025/0001 - December 2016

Name or company name	Terrace Practice Care Ltd
Contract type name	GDS Contract
Purpose of contract	General
Contract start date	01/07/2007
Contract end date	

16/17 Contracted general activity (UDA)	1,900
Carry forward general activity (UDA)	0
16/17 Contracted orthodontic activity (UOA)	0
Carry forward orthodontic activity (UOA)	0
Baseline contract value	£40,204.44

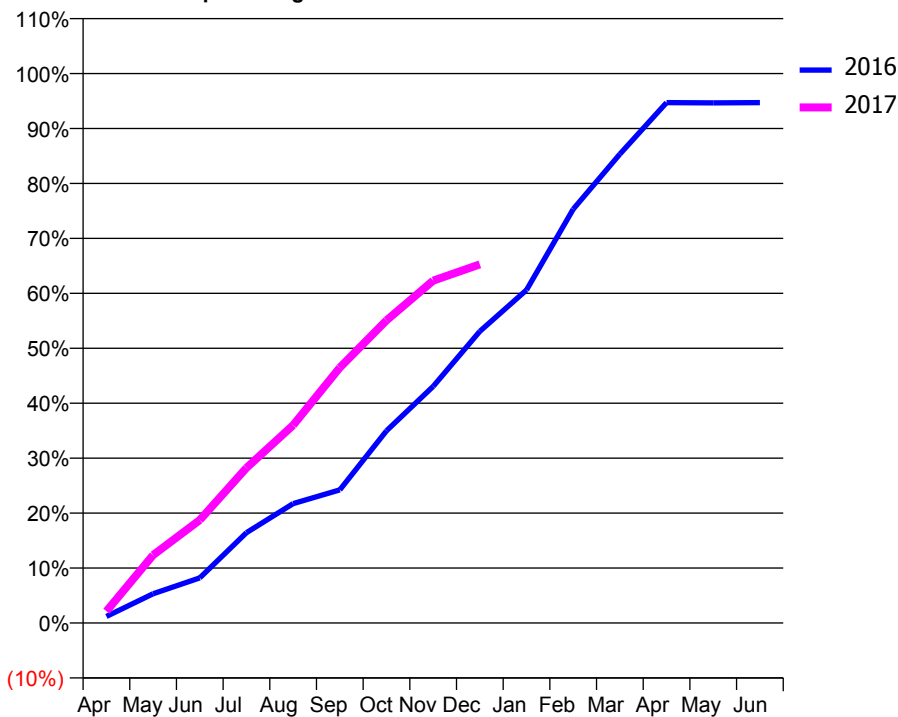
ACCESS*

Patients seen in 24 months	Total	Change since previous quarter
Quarter ending December 2015	935	
Quarter ending March 2016	965	↑
Quarter ending June 2016	973	→
Quarter ending September 2016	935	↓
Quarter ending December 2016	901	↓
Variance since December 2015	(3.6%)	↓



ACTIVITY

Cumulative percentage of contracted UDA delivered 2016 & 2017



Month	Adjusted Scheduled Activity (UDA)	
	2016	2017
April	23	41
May	101	235
June	156	356
July	313	536
August	413	684
September	460	883
October	665	1,046
November	818	1,184
December	1,009	1,240
January	1,151	
February	1,431	
March	1,621	
April	1,799	
May	1,798	
June	1,799	

QUALITY

	Quantity	Base Number	Contract	AT	Region	England
% of FP17s for the same patient ID Re-attending within 3 months - Children	39	386	10.1%	10.5%	11.9%	12.4%
% of FP17s for the same patient ID Re-attending within 3 months - Adults	94	696	13.5%	15.9%	16.5%	16.6%
% of FP17s for the same patient ID Re-attending between 3 & 9 months - Children	275	386	71.2%	58.4%	60.2%	57.5%
% of FP17s for the same patient ID Re-attending between 3 & 9 months - Adults	401	696	57.6%	49.8%	52.0%	50.4%
% of FP17s for Band 1 Urgent Courses	41	634	6.5%	10.4%	9.5%	9.1%
% of FP17s Relating to Free Repair or Replacements	3	634	0.5%	0.9%	0.7%	0.8%
% of FP17s Relating to Continuations	3	634	0.5%	1.4%	1.2%	1.3%
% of Patients satisfied with the dentistry they have received	0	0	N/A	93.0%	92.9%	92.7%
% of Patients satisfied with the time they had to wait for an appointment	0	0	N/A	87.7%	88.8%	88.8%

* This is based on patients treated on this contract for their most recent course of treatment. Figures in italics indicate the base number of FP17s or Patient Questionnaire responses are less than 100. N/A is shown where the base number of responses is less than 10 during the period. % is calculated as Quantity/Base number*100

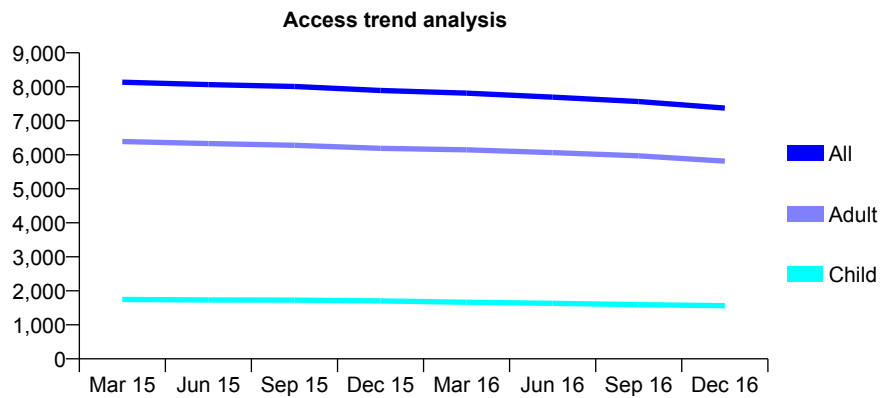
Q66 - Vital Signs At a Glance Contract Report for 139459/0001 - December 2016

Name or company name	The Helston Dental Practice Partnership
Contract type name	GDS Contract
Purpose of contract	General
Contract start date	01/08/2011
Contract end date	

16/17 Contracted general activity (UDA)	18,000
Carry forward general activity (UDA)	0
16/17 Contracted orthodontic activity (UOA)	0
Carry forward orthodontic activity (UOA)	0
Baseline contract value	£466,897.45

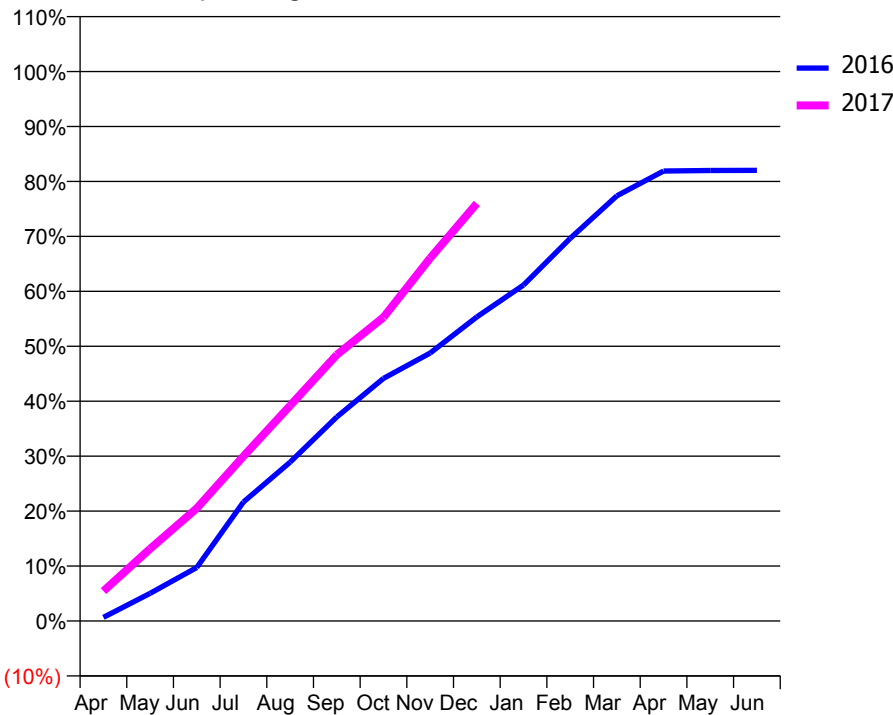
ACCESS*

Patients seen in 24 months	Total	Change since previous quarter
Quarter ending December 2015	7,894	
Quarter ending March 2016	7,813	↓
Quarter ending June 2016	7,696	↓
Quarter ending September 2016	7,566	↓
Quarter ending December 2016	7,375	↓
Variance since December 2015	(6.6%)	↓



ACTIVITY

Cumulative percentage of contracted UDA delivered 2016 & 2017



Month	Adjusted Scheduled Activity (UDA)	
	2016	2017
April	159	980
May	1,205	2,365
June	2,329	3,695
July	5,178	5,398
August	6,915	7,059
September	8,887	8,720
October	10,562	9,949
November	11,663	11,886
December	13,240	13,679
January	14,627	
February	16,659	
March	18,512	
April	19,593	
May	19,615	
June	19,622	

QUALITY

	Quantity	Base Number	Contract	AT	Region	England
% of FP17s for the same patient ID Re-attending within 3 months - Children	121	1,765	6.9%	10.5%	11.9%	12.4%
% of FP17s for the same patient ID Re-attending within 3 months - Adults	678	5,616	12.1%	15.9%	16.5%	16.6%
% of FP17s for the same patient ID Re-attending between 3 & 9 months - Children	1,065	1,765	60.3%	58.4%	60.2%	57.5%
% of FP17s for the same patient ID Re-attending between 3 & 9 months - Adults	2,392	5,616	42.6%	49.8%	52.0%	50.4%
% of FP17s for Band 1 Urgent Courses	287	6,919	4.1%	10.4%	9.5%	9.1%
% of FP17s Relating to Free Repair or Replacements	59	6,919	0.9%	0.9%	0.7%	0.8%
% of FP17s Relating to Continuations	159	6,919	2.3%	1.4%	1.2%	1.3%
% of Patients satisfied with the dentistry they have received	13	14	92.9%	93.0%	92.9%	92.7%
% of Patients satisfied with the time they had to wait for an appointment	12	14	85.7%	87.7%	88.8%	88.8%

* This is based on patients treated on this contract for their most recent course of treatment. Figures in italics indicate the base number of FP17s or Patient Questionnaire responses are less than 100. N/A is shown where the base number of responses is less than 10 during the period. % is calculated as Quantity/Base number*100

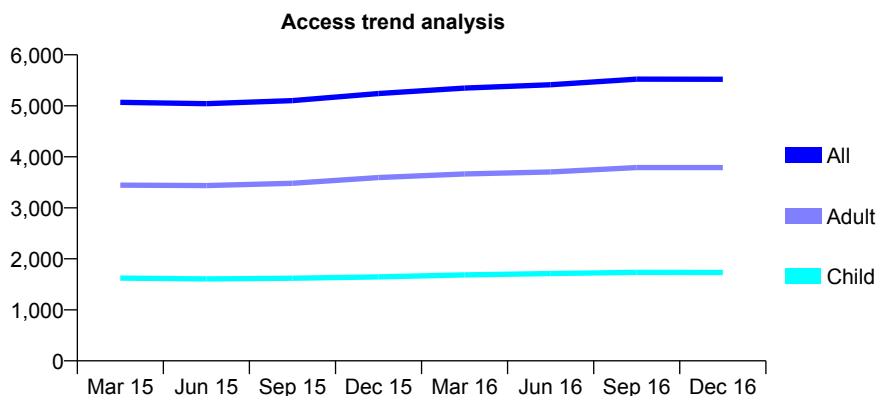
Q66 - Vital Signs At a Glance Contract Report for 141461/0001 - December 2016

Name or company name	Queen Annes Dental Practice Limited
Contract type name	GDS Contract
Purpose of contract	General and Orthodontic
Contract start date	01/10/2007
Contract end date	

16/17 Contracted general activity (UDA)	14,575
Carry forward general activity (UDA)	0
16/17 Contracted orthodontic activity (UOA)	700
Carry forward orthodontic activity (UOA)	0
Baseline contract value	£437,364.80

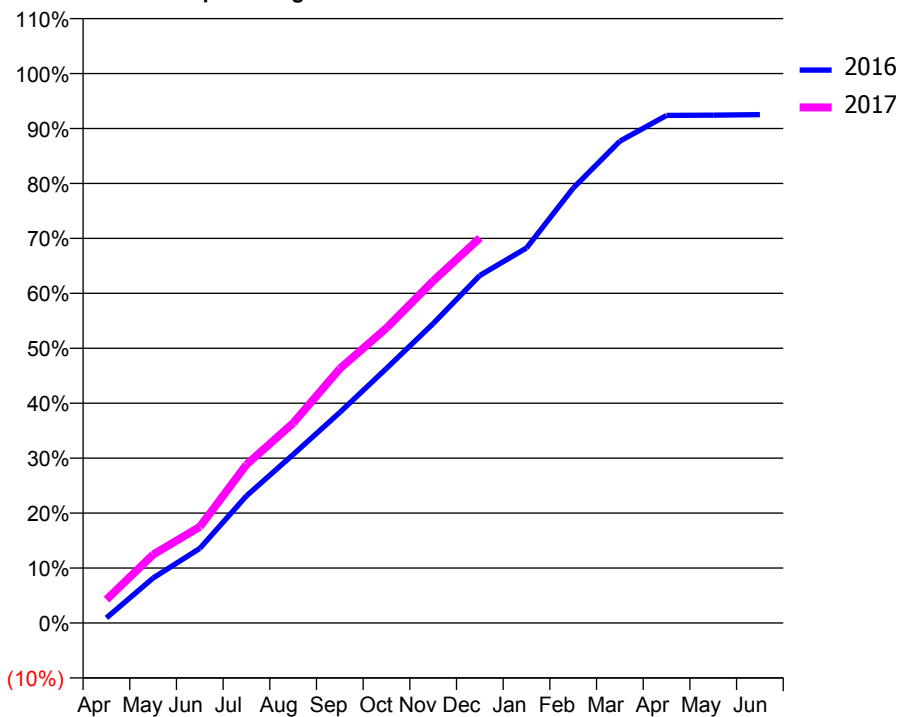
ACCESS*

Patients seen in 24 months	Total	Change since previous quarter
Quarter ending December 2015	5,240	
Quarter ending March 2016	5,349	↑
Quarter ending June 2016	5,414	→
Quarter ending September 2016	5,524	↑
Quarter ending December 2016	5,521	→
Variance since December 2015	5.4%	↑



ACTIVITY

Cumulative percentage of contracted UDA delivered 2016 & 2017



Month	Adjusted Scheduled Activity (UDA)	
	2016	2017
April	136	621
May	1,194	1,815
June	1,978	2,552
July	3,371	4,204
August	4,468	5,304
September	5,586	6,747
October	6,755	7,825
November	7,942	9,075
December	9,220	10,213
January	9,947	
February	11,534	
March	12,780	
April	13,463	
May	13,471	
June	13,483	

QUALITY

	Quantity	Base Number	Contract	AT	Region	England
% of FP17s for the same patient ID Re-attending within 3 months - Children	344	2,289	15.0%	10.5%	11.9%	12.4%
% of FP17s for the same patient ID Re-attending within 3 months - Adults	815	4,428	18.4%	15.9%	16.5%	16.6%
% of FP17s for the same patient ID Re-attending between 3 & 9 months - Children	1,407	2,289	61.5%	58.4%	60.2%	57.5%
% of FP17s for the same patient ID Re-attending between 3 & 9 months - Adults	2,500	4,428	56.5%	49.8%	52.0%	50.4%
% of FP17s for Band 1 Urgent Courses	445	5,608	7.9%	10.4%	9.5%	9.1%
% of FP17s Relating to Free Repair or Replacements	42	5,608	0.7%	0.9%	0.7%	0.8%
% of FP17s Relating to Continuations	31	5,608	0.6%	1.4%	1.2%	1.3%
% of Patients satisfied with the dentistry they have received	10	10	100.0%	93.0%	92.9%	92.7%
% of Patients satisfied with the time they had to wait for an appointment	9	10	90.0%	87.7%	88.8%	88.8%

* This is based on patients treated on this contract for their most recent course of treatment. Figures in italics indicate the base number of FP17s or Patient Questionnaire responses are less than 100. N/A is shown where the base number of responses is less than 10 during the period. % is calculated as Quantity/Base number*100

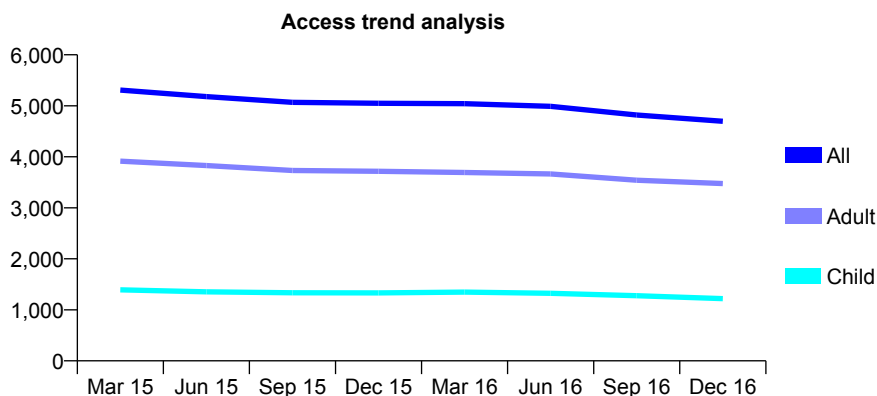
Q66 - Vital Signs At a Glance Contract Report for 144886/0001 - December 2016

Name or company name	Bodmin Dental Care Ltd
Contract type name	GDS Contract
Purpose of contract	General
Contract start date	01/01/2008
Contract end date	

16/17 Contracted general activity (UDA)	16,500
Carry forward general activity (UDA)	0
16/17 Contracted orthodontic activity (UOA)	0
Carry forward orthodontic activity (UOA)	0
Baseline contract value	£388,720.60

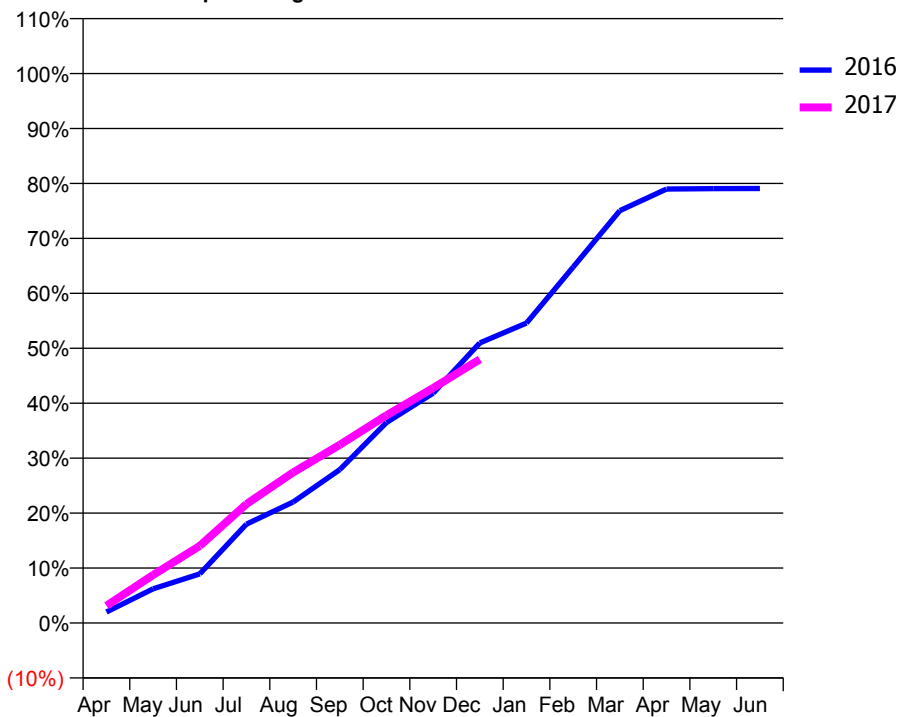
ACCESS*

Patients seen in 24 months	Total	Change since previous quarter
Quarter ending December 2015	5,049	
Quarter ending March 2016	5,042	→
Quarter ending June 2016	4,989	↓
Quarter ending September 2016	4,820	↓
Quarter ending December 2016	4,697	↓
Variance since December 2015	(7.0%)	↓



ACTIVITY

Cumulative percentage of contracted UDA delivered 2016 & 2017



Month	Adjusted Scheduled Activity (UDA)	
	2016	2017
April	352	517
May	1,093	1,443
June	1,573	2,317
July	3,165	3,576
August	3,875	4,521
September	4,912	5,350
October	6,421	6,235
November	7,359	7,056
December	8,971	7,918
January	9,609	
February	11,402	
March	13,209	
April	13,902	
May	13,911	
June	13,916	

QUALITY

	Quantity	Base Number	Contract	AT	Region	England
% of FP17s for the same patient ID Re-attending within 3 months - Children	92	1,220	7.5%	10.5%	11.9%	12.4%
% of FP17s for the same patient ID Re-attending within 3 months - Adults	553	3,732	14.8%	15.9%	16.5%	16.6%
% of FP17s for the same patient ID Re-attending between 3 & 9 months - Children	821	1,220	67.3%	58.4%	60.2%	57.5%
% of FP17s for the same patient ID Re-attending between 3 & 9 months - Adults	2,524	3,732	67.6%	49.8%	52.0%	50.4%
% of FP17s for Band 1 Urgent Courses	191	4,606	4.1%	10.4%	9.5%	9.1%
% of FP17s Relating to Free Repair or Replacements	31	4,606	0.7%	0.9%	0.7%	0.8%
% of FP17s Relating to Continuations	101	4,606	2.2%	1.4%	1.2%	1.3%
% of Patients satisfied with the dentistry they have received	11	12	91.7%	93.0%	92.9%	92.7%
% of Patients satisfied with the time they had to wait for an appointment	12	12	100.0%	87.7%	88.8%	88.8%

* This is based on patients treated on this contract for their most recent course of treatment. Figures in italics indicate the base number of FP17s or Patient Questionnaire responses are less than 100. N/A is shown where the base number of responses is less than 10 during the period. % is calculated as Quantity/Base number*100

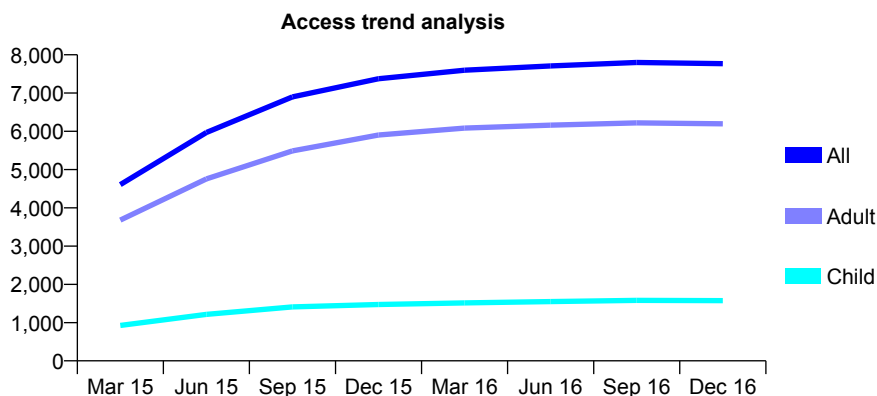
Q66 - Vital Signs At a Glance Contract Report for 145866/0001 - December 2016

Name or company name	Cathedral House Partnership
Contract type name	GDS Contract
Purpose of contract	General
Contract start date	01/10/2014
Contract end date	

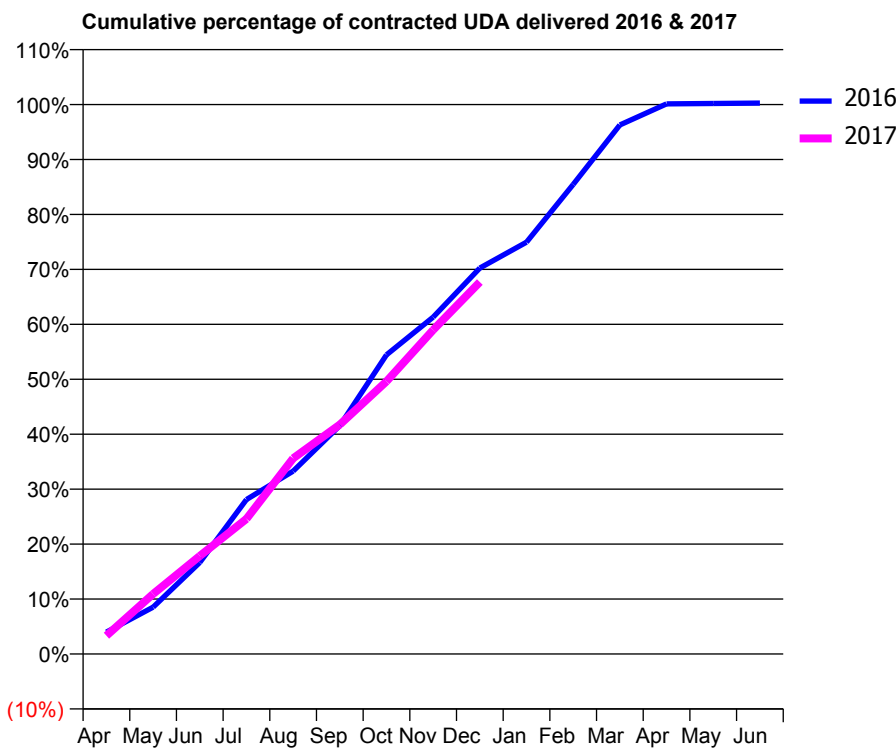
16/17 Contracted general activity (UDA)	27,751
Carry forward general activity (UDA)	-78
16/17 Contracted orthodontic activity (UOA)	0
Carry forward orthodontic activity (UOA)	0
Baseline contract value	£719,792.57

ACCESS*

Patients seen in 24 months	Total	Change since previous quarter
Quarter ending December 2015	7,375	
Quarter ending March 2016	7,599	↑
Quarter ending June 2016	7,708	→
Quarter ending September 2016	7,800	→
Quarter ending December 2016	7,769	→
Variance since December 2015	5.3%	↑



ACTIVITY



Month	Adjusted Scheduled Activity (UDA)	
	2016	2017
April	1,108	925
May	2,366	3,034
June	4,623	4,953
July	7,804	6,828
August	9,236	9,884
September	11,531	11,587
October	15,110	13,766
November	17,013	16,367
December	19,491	18,786
January	20,797	
February	23,716	
March	26,720	
April	27,785	
May	27,800	
June	27,820	

QUALITY

	Quantity	Base Number	Contract	AT	Region	England
% of FP17s for the same patient ID Re-attending within 3 months - Children	130	1,735	7.5%	10.5%	11.9%	12.4%
% of FP17s for the same patient ID Re-attending within 3 months - Adults	1,212	7,006	17.3%	15.9%	16.5%	16.6%
% of FP17s for the same patient ID Re-attending between 3 & 9 months - Children	962	1,735	55.4%	58.4%	60.2%	57.5%
% of FP17s for the same patient ID Re-attending between 3 & 9 months - Adults	3,672	7,006	52.4%	49.8%	52.0%	50.4%
% of FP17s for Band 1 Urgent Courses	488	8,260	5.9%	10.4%	9.5%	9.1%
% of FP17s Relating to Free Repair or Replacements	74	8,260	0.9%	0.9%	0.7%	0.8%
% of FP17s Relating to Continuations	202	8,260	2.4%	1.4%	1.2%	1.3%
% of Patients satisfied with the dentistry they have received	10	11	90.9%	93.0%	92.9%	92.7%
% of Patients satisfied with the time they had to wait for an appointment	11	11	100.0%	87.7%	88.8%	88.8%

* This is based on patients treated on this contract for their most recent course of treatment. Figures in italics indicate the base number of FP17s or Patient Questionnaire responses are less than 100. N/A is shown where the base number of responses is less than 10 during the period. % is calculated as Quantity/Base number*100

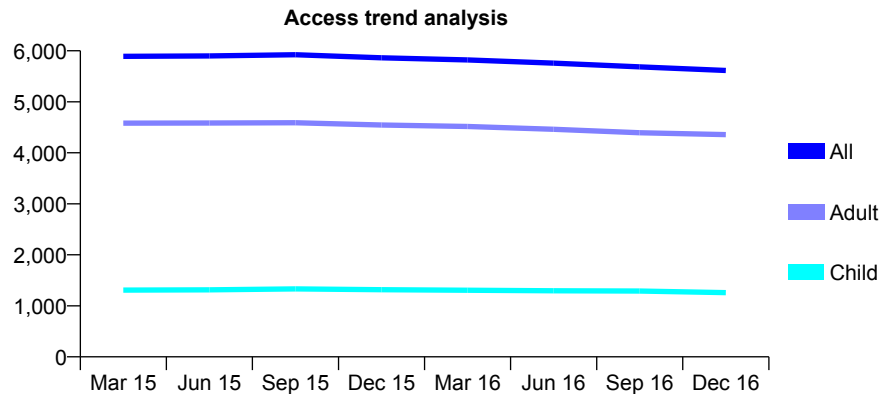
Q66 - Vital Signs At a Glance Contract Report for 148334/0001 - December 2016

Name or company name	Cedar Hut Dental Limited
Contract type name	GDS Contract
Purpose of contract	General
Contract start date	30/04/2013
Contract end date	

16/17 Contracted general activity (UDA)	16,100
Carry forward general activity (UDA)	545
16/17 Contracted orthodontic activity (UOA)	0
Carry forward orthodontic activity (UOA)	0
Baseline contract value	£506,084.43

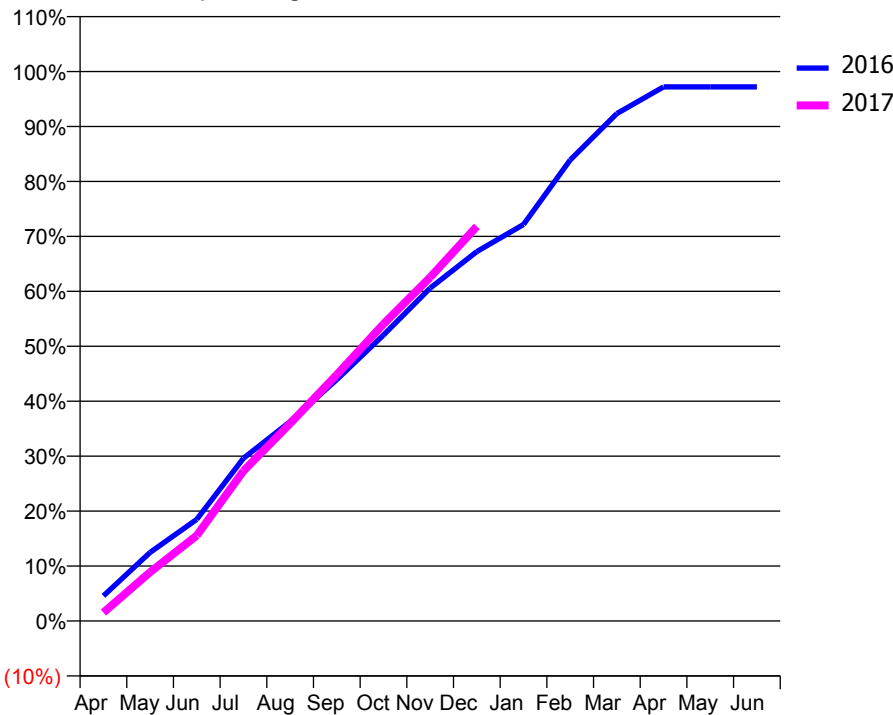
ACCESS*

Patients seen in 24 months	Total	Change since previous quarter
Quarter ending December 2015	5,863	
Quarter ending March 2016	5,822	→
Quarter ending June 2016	5,757	↓
Quarter ending September 2016	5,685	↓
Quarter ending December 2016	5,615	↓
Variance since December 2015	(4.2%)	↓



ACTIVITY

Cumulative percentage of contracted UDA delivered 2016 & 2017



Month	Adjusted Scheduled Activity (UDA)	
	2016	2017
April	896	249
May	2,448	1,434
June	3,627	2,508
July	5,805	4,396
August	7,115	5,790
September	8,610	7,218
October	10,200	8,702
November	11,874	10,071
December	13,178	11,564
January	14,142	
February	16,445	
March	18,098	
April	19,051	
May	19,053	
June	19,052	

QUALITY

	Quantity	Base Number	Contract	AT	Region	England
% of FP17s for the same patient ID Re-attending within 3 months - Children	112	1,559	7.2%	10.5%	11.9%	12.4%
% of FP17s for the same patient ID Re-attending within 3 months - Adults	791	5,155	15.3%	15.9%	16.5%	16.6%
% of FP17s for the same patient ID Re-attending between 3 & 9 months - Children	1,143	1,559	73.3%	58.4%	60.2%	57.5%
% of FP17s for the same patient ID Re-attending between 3 & 9 months - Adults	3,508	5,155	68.1%	49.8%	52.0%	50.4%
% of FP17s for Band 1 Urgent Courses	515	5,666	9.1%	10.4%	9.5%	9.1%
% of FP17s Relating to Free Repair or Replacements	40	5,666	0.7%	0.9%	0.7%	0.8%
% of FP17s Relating to Continuations	1	5,666	0.0%	1.4%	1.2%	1.3%
% of Patients satisfied with the dentistry they have received	15	15	100.0%	93.0%	92.9%	92.7%
% of Patients satisfied with the time they had to wait for an appointment	14	15	93.3%	87.7%	88.8%	88.8%

* This is based on patients treated on this contract for their most recent course of treatment. Figures in italics indicate the base number of FP17s or Patient Questionnaire responses are less than 100. N/A is shown where the base number of responses is less than 10 during the period. % is calculated as Quantity/Base number*100

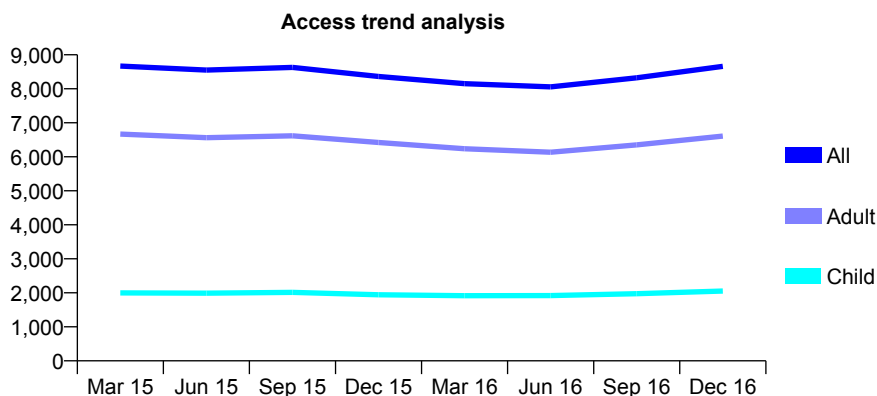
Q66 - Vital Signs At a Glance Contract Report for 149756/0001 - December 2016

Name or company name	Falmouth Health Limited
Contract type name	GDS Contract
Purpose of contract	General
Contract start date	01/12/2008
Contract end date	

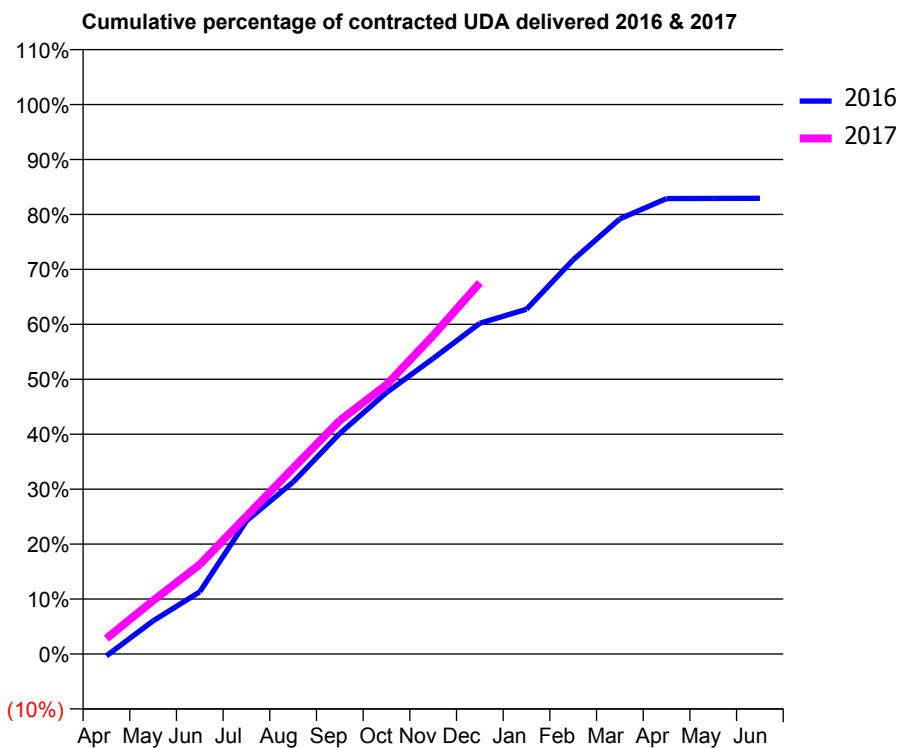
16/17 Contracted general activity (UDA)	25,452
Carry forward general activity (UDA)	0
16/17 Contracted orthodontic activity (UOA)	0
Carry forward orthodontic activity (UOA)	0
Baseline contract value	£664,880.75

ACCESS*

Patients seen in 24 months	Total	Change since previous quarter
Quarter ending December 2015	8,364	
Quarter ending March 2016	8,152	↓
Quarter ending June 2016	8,055	↓
Quarter ending September 2016	8,325	↑
Quarter ending December 2016	8,661	↑
Variance since December 2015	3.6%	↑



ACTIVITY



Month	Adjusted Scheduled Activity (UDA)	
	2016	2017
April	-89	722
May	1,537	2,473
June	2,881	4,146
July	6,165	6,382
August	7,964	8,616
September	10,220	10,816
October	12,108	12,472
November	13,688	14,755
December	15,321	17,199
January	15,969	
February	18,264	
March	20,155	
April	21,096	
May	21,103	
June	21,107	

QUALITY

	Quantity	Base Number	Contract	AT	Region	England
% of FP17s for the same patient ID Re-attending within 3 months - Children	131	2,372	5.5%	10.5%	11.9%	12.4%
% of FP17s for the same patient ID Re-attending within 3 months - Adults	793	7,250	10.9%	15.9%	16.5%	16.6%
% of FP17s for the same patient ID Re-attending between 3 & 9 months - Children	1,349	2,372	56.9%	58.4%	60.2%	57.5%
% of FP17s for the same patient ID Re-attending between 3 & 9 months - Adults	3,565	7,250	49.2%	49.8%	52.0%	50.4%
% of FP17s for Band 1 Urgent Courses	376	8,794	4.3%	10.4%	9.5%	9.1%
% of FP17s Relating to Free Repair or Replacements	82	8,794	0.9%	0.9%	0.7%	0.8%
% of FP17s Relating to Continuations	196	8,794	2.2%	1.4%	1.2%	1.3%
% of Patients satisfied with the dentistry they have received	12	13	92.3%	93.0%	92.9%	92.7%
% of Patients satisfied with the time they had to wait for an appointment	10	13	76.9%	87.7%	88.8%	88.8%

* This is based on patients treated on this contract for their most recent course of treatment. Figures in italics indicate the base number of FP17s or Patient Questionnaire responses are less than 100. N/A is shown where the base number of responses is less than 10 during the period. % is calculated as Quantity/Base number*100

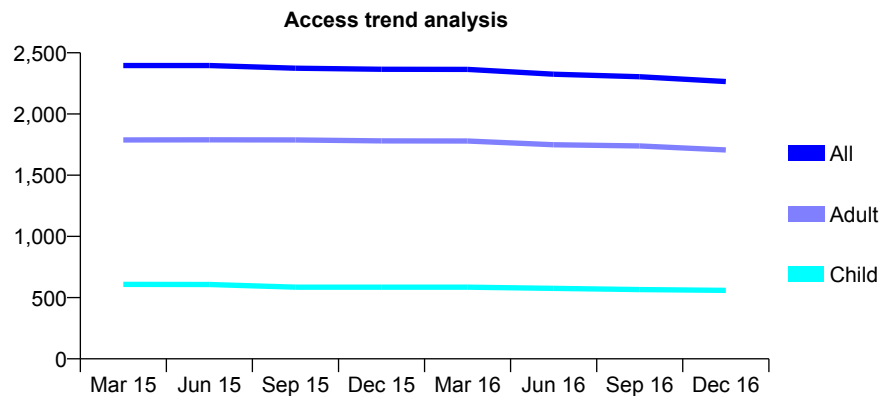
Q66 - Vital Signs At a Glance Contract Report for 150088/0001 - December 2016

Name or company name	Ben Pearson Limited
Contract type name	GDS Contract
Purpose of contract	General
Contract start date	01/04/2010
Contract end date	

16/17 Contracted general activity (UDA)	6,422
Carry forward general activity (UDA)	18
16/17 Contracted orthodontic activity (UOA)	0
Carry forward orthodontic activity (UOA)	0
Baseline contract value	£218,564.39

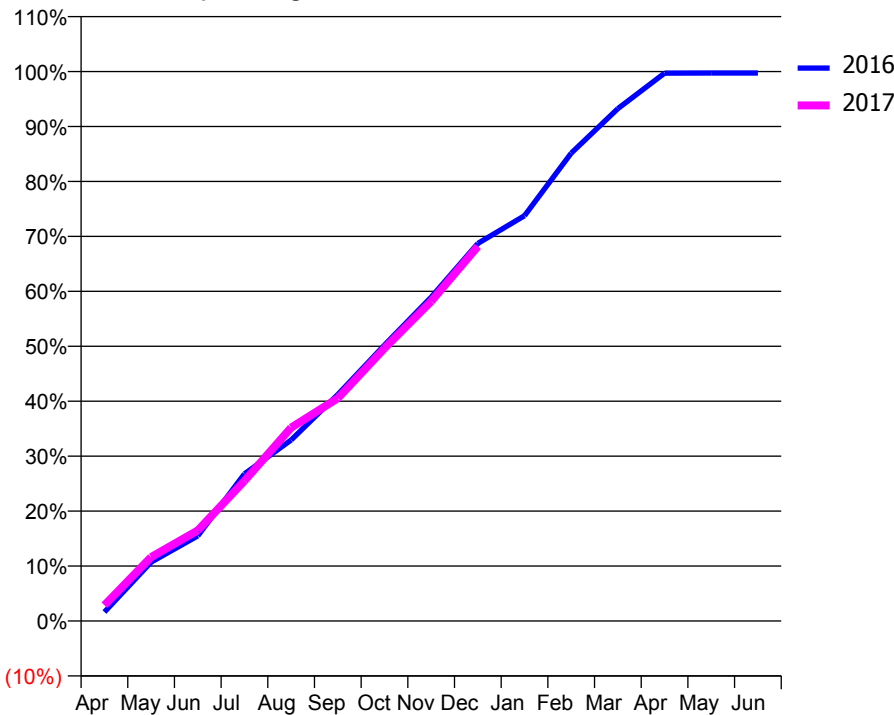
ACCESS*

Patients seen in 24 months	Total	Change since previous quarter
Quarter ending December 2015	2,365	
Quarter ending March 2016	2,364	→
Quarter ending June 2016	2,325	↓
Quarter ending September 2016	2,305	→
Quarter ending December 2016	2,265	↓
Variance since December 2015	(4.2%)	↓



ACTIVITY

Cumulative percentage of contracted UDA delivered 2016 & 2017



Month	Adjusted Scheduled Activity (UDA)	
	2016	2017
April	106	184
May	689	748
June	995	1,059
July	1,720	1,638
August	2,115	2,261
September	2,647	2,603
October	3,225	3,187
November	3,784	3,737
December	4,412	4,378
January	4,737	
February	5,467	
March	5,988	
April	6,403	
May	6,404	
June	6,404	

QUALITY

	Quantity	Base Number	Contract	AT	Region	England
% of FP17s for the same patient ID Re-attending within 3 months - Children	46	628	7.3%	10.5%	11.9%	12.4%
% of FP17s for the same patient ID Re-attending within 3 months - Adults	188	1,664	11.3%	15.9%	16.5%	16.6%
% of FP17s for the same patient ID Re-attending between 3 & 9 months - Children	406	628	64.6%	58.4%	60.2%	57.5%
% of FP17s for the same patient ID Re-attending between 3 & 9 months - Adults	960	1,664	57.7%	49.8%	52.0%	50.4%
% of FP17s for Band 1 Urgent Courses	65	2,116	3.1%	10.4%	9.5%	9.1%
% of FP17s Relating to Free Repair or Replacements	17	2,116	0.8%	0.9%	0.7%	0.8%
% of FP17s Relating to Continuations	30	2,116	1.4%	1.4%	1.2%	1.3%
% of Patients satisfied with the dentistry they have received	7	8	N/A	93.0%	92.9%	92.7%
% of Patients satisfied with the time they had to wait for an appointment	8	8	N/A	87.7%	88.8%	88.8%

* This is based on patients treated on this contract for their most recent course of treatment. Figures in italics indicate the base number of FP17s or Patient Questionnaire responses are less than 100. N/A is shown where the base number of responses is less than 10 during the period. % is calculated as Quantity/Base number*100

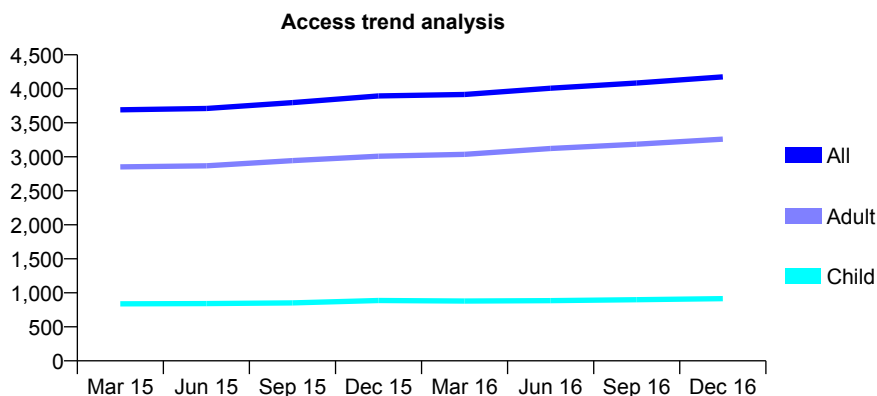
Q66 - Vital Signs At a Glance Contract Report for 150940/0001 - December 2016

Name or company name	Salisbury Villa Ltd
Contract type name	GDS Contract
Purpose of contract	General
Contract start date	03/12/2007
Contract end date	

16/17 Contracted general activity (UDA)	9,000
Carry forward general activity (UDA)	102
16/17 Contracted orthodontic activity (UOA)	0
Carry forward orthodontic activity (UOA)	0
Baseline contract value	£226,619.70

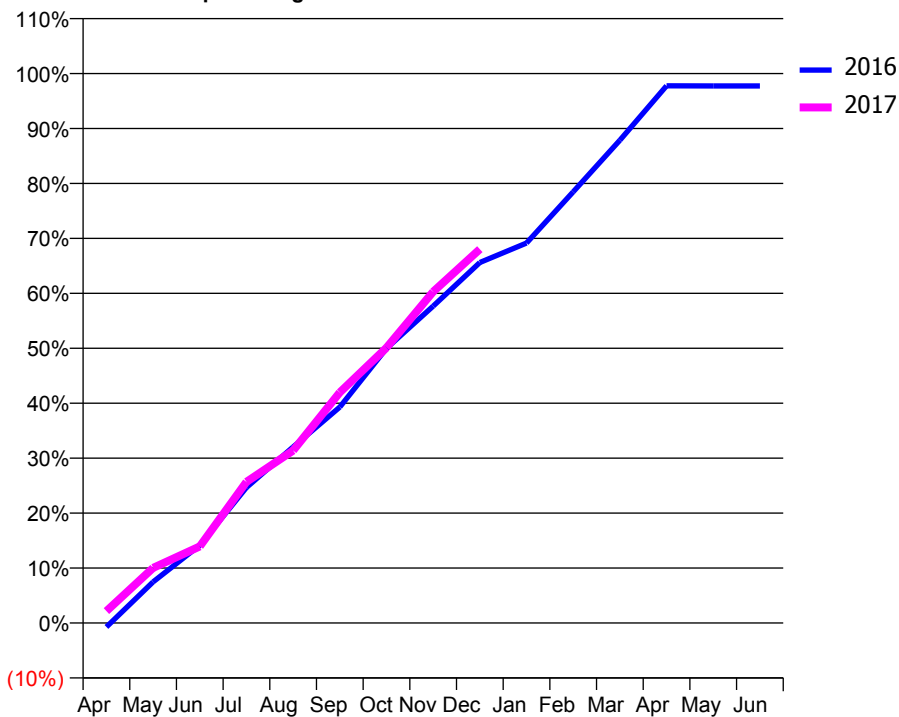
ACCESS*

Patients seen in 24 months	Total	Change since previous quarter
Quarter ending December 2015	3,896	
Quarter ending March 2016	3,916	→
Quarter ending June 2016	4,008	↑
Quarter ending September 2016	4,085	→
Quarter ending December 2016	4,175	↑
Variance since December 2015	7.2%	↑



ACTIVITY

Cumulative percentage of contracted UDA delivered 2016 & 2017



Adjusted Scheduled Activity (UDA)

Month	2016	2017
April	-68	195
May	674	903
June	1,274	1,255
July	2,220	2,311
August	2,884	2,825
September	3,536	3,777
October	4,498	4,509
November	5,190	5,427
December	5,904	6,122
January	6,223	
February	7,063	
March	7,908	
April	8,798	
May	8,796	
June	8,796	

QUALITY

	Quantity	Base Number	Contract	AT	Region	England
% of FP17s for the same patient ID Re-attending within 3 months - Children	83	999	8.3%	10.5%	11.9%	12.4%
% of FP17s for the same patient ID Re-attending within 3 months - Adults	508	3,490	14.6%	15.9%	16.5%	16.6%
% of FP17s for the same patient ID Re-attending between 3 & 9 months - Children	505	999	50.6%	58.4%	60.2%	57.5%
% of FP17s for the same patient ID Re-attending between 3 & 9 months - Adults	1,728	3,490	49.5%	49.8%	52.0%	50.4%
% of FP17s for Band 1 Urgent Courses	495	3,583	13.8%	10.4%	9.5%	9.1%
% of FP17s Relating to Free Repair or Replacements	31	3,583	0.9%	0.9%	0.7%	0.8%
% of FP17s Relating to Continuations	36	3,583	1.0%	1.4%	1.2%	1.3%
% of Patients satisfied with the dentistry they have received	9	9	N/A	93.0%	92.9%	92.7%
% of Patients satisfied with the time they had to wait for an appointment	8	9	N/A	87.7%	88.8%	88.8%

* This is based on patients treated on this contract for their most recent course of treatment. Figures in italics indicate the base number of FP17s or Patient Questionnaire responses are less than 100. N/A is shown where the base number of responses is less than 10 during the period. % is calculated as Quantity/Base number*100

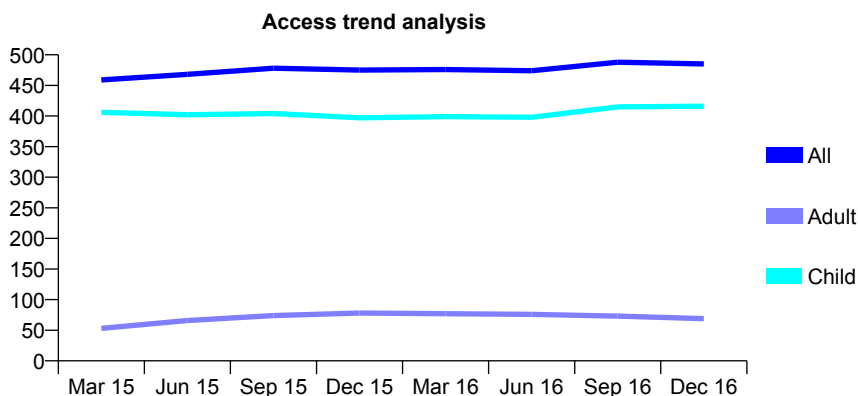
Q66 - Vital Signs At a Glance Contract Report for 151149/0001 - December 2016

Name or company name	B & M Dental Care Ltd
Contract type name	GDS Contract
Purpose of contract	General
Contract start date	01/11/2013
Contract end date	

16/17 Contracted general activity (UDA)	1,154
Carry forward general activity (UDA)	0
16/17 Contracted orthodontic activity (UOA)	0
Carry forward orthodontic activity (UOA)	0
Baseline contract value	£27,216.26

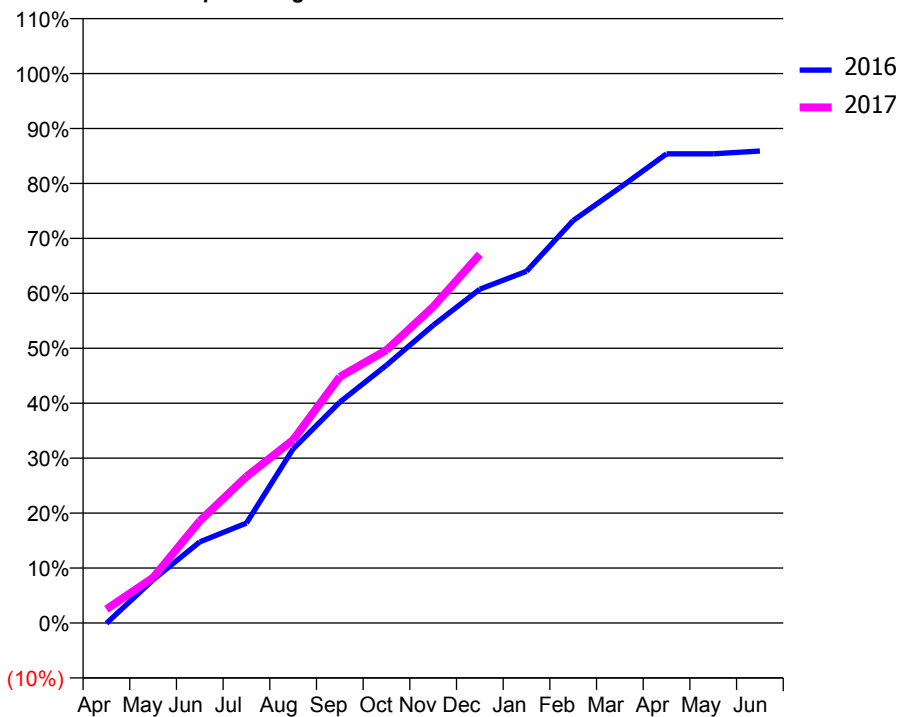
ACCESS*

Patients seen in 24 months	Total	Change since previous quarter
Quarter ending December 2015	475	
Quarter ending March 2016	476	→
Quarter ending June 2016	474	→
Quarter ending September 2016	488	↑
Quarter ending December 2016	485	→
Variance since December 2015	2.1%	↑



ACTIVITY

Cumulative percentage of contracted UDA delivered 2016 & 2017



Month	Adjusted Scheduled Activity (UDA)	
	2016	2017
April	-1	29
May	91	95
June	170	214
July	210	308
August	366	385
September	464	517
October	541	573
November	625	664
December	701	774
January	739	
February	845	
March	914	
April	985	
May	985	
June	991	

QUALITY

	Quantity	Base Number	Contract	AT	Region	England
% of FP17s for the same patient ID Re-attending within 3 months - Children	23	520	4.4%	10.5%	11.9%	12.4%
% of FP17s for the same patient ID Re-attending within 3 months - Adults	0	15	0.0%	15.9%	16.5%	16.6%
% of FP17s for the same patient ID Re-attending between 3 & 9 months - Children	353	520	67.9%	58.4%	60.2%	57.5%
% of FP17s for the same patient ID Re-attending between 3 & 9 months - Adults	8	15	53.3%	49.8%	52.0%	50.4%
% of FP17s for Band 1 Urgent Courses	6	486	1.2%	10.4%	9.5%	9.1%
% of FP17s Relating to Free Repair or Replacements	0	486	0.0%	0.9%	0.7%	0.8%
% of FP17s Relating to Continuations	0	486	0.0%	1.4%	1.2%	1.3%
% of Patients satisfied with the dentistry they have received	0	0	N/A	93.0%	92.9%	92.7%
% of Patients satisfied with the time they had to wait for an appointment	0	0	N/A	87.7%	88.8%	88.8%

* This is based on patients treated on this contract for their most recent course of treatment. Figures in italics indicate the base number of FP17s or Patient Questionnaire responses are less than 100. N/A is shown where the base number of responses is less than 10 during the period. % is calculated as Quantity/Base number*100

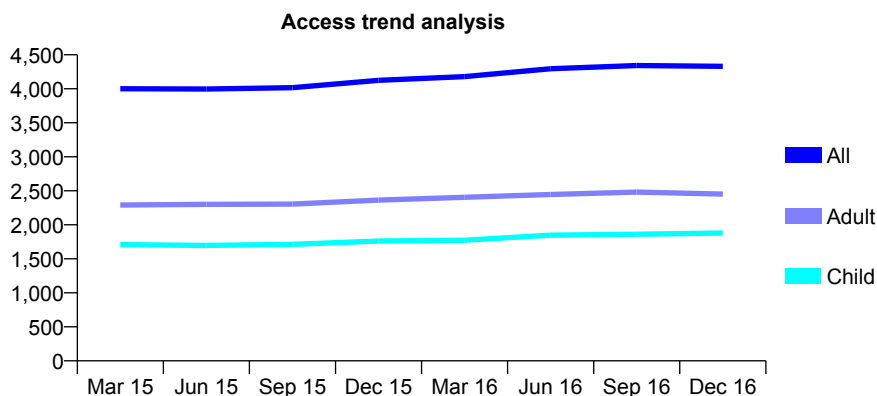
Q66 - Vital Signs At a Glance Contract Report for 153001/0001 - December 2016

Name or company name	Gentle Dental UK Ltd
Contract type name	GDS Contract
Purpose of contract	General
Contract start date	01/12/2007
Contract end date	

16/17 Contracted general activity (UDA)	14,673
Carry forward general activity (UDA)	0
16/17 Contracted orthodontic activity (UOA)	0
Carry forward orthodontic activity (UOA)	0
Baseline contract value	£384,270.64

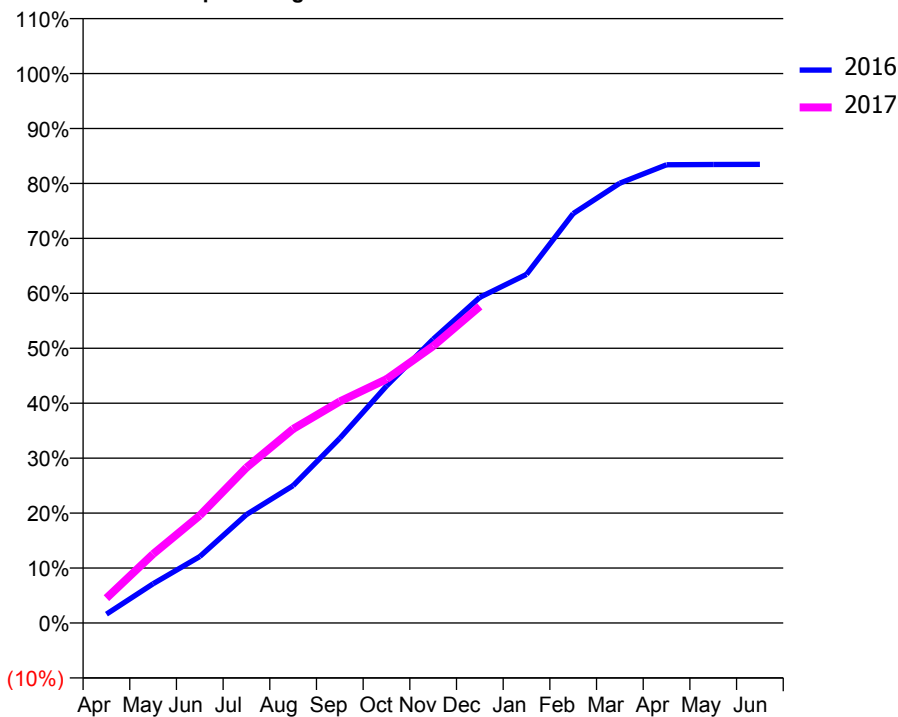
ACCESS*

Patients seen in 24 months	Total	Change since previous quarter
Quarter ending December 2015	4,125	
Quarter ending March 2016	4,179	→
Quarter ending June 2016	4,295	↑
Quarter ending September 2016	4,343	→
Quarter ending December 2016	4,330	→
Variance since December 2015	5.0%	↑



ACTIVITY

Cumulative percentage of contracted UDA delivered 2016 & 2017



Month	Adjusted Scheduled Activity (UDA)	
	2016	2017
April	237	662
May	1,048	1,842
June	1,776	2,870
July	2,896	4,149
August	3,670	5,181
September	4,933	5,915
October	6,328	6,512
November	7,578	7,395
December	8,698	8,453
January	9,310	
February	10,935	
March	11,746	
April	12,236	
May	12,244	
June	12,248	

QUALITY

	Quantity	Base Number	Contract	AT	Region	England
% of FP17s for the same patient ID Re-attending within 3 months - Children	255	2,310	11.0%	10.5%	11.9%	12.4%
% of FP17s for the same patient ID Re-attending within 3 months - Adults	425	2,735	15.5%	15.9%	16.5%	16.6%
% of FP17s for the same patient ID Re-attending between 3 & 9 months - Children	1,471	2,310	63.7%	58.4%	60.2%	57.5%
% of FP17s for the same patient ID Re-attending between 3 & 9 months - Adults	1,788	2,735	65.4%	49.8%	52.0%	50.4%
% of FP17s for Band 1 Urgent Courses	194	4,407	4.4%	10.4%	9.5%	9.1%
% of FP17s Relating to Free Repair or Replacements	34	4,407	0.8%	0.9%	0.7%	0.8%
% of FP17s Relating to Continuations	18	4,407	0.4%	1.4%	1.2%	1.3%
% of Patients satisfied with the dentistry they have received	11	13	84.6%	93.0%	92.9%	92.7%
% of Patients satisfied with the time they had to wait for an appointment	12	13	92.3%	87.7%	88.8%	88.8%

* This is based on patients treated on this contract for their most recent course of treatment. Figures in italics indicate the base number of FP17s or Patient Questionnaire responses are less than 100. N/A is shown where the base number of responses is less than 10 during the period. % is calculated as Quantity/Base number*100

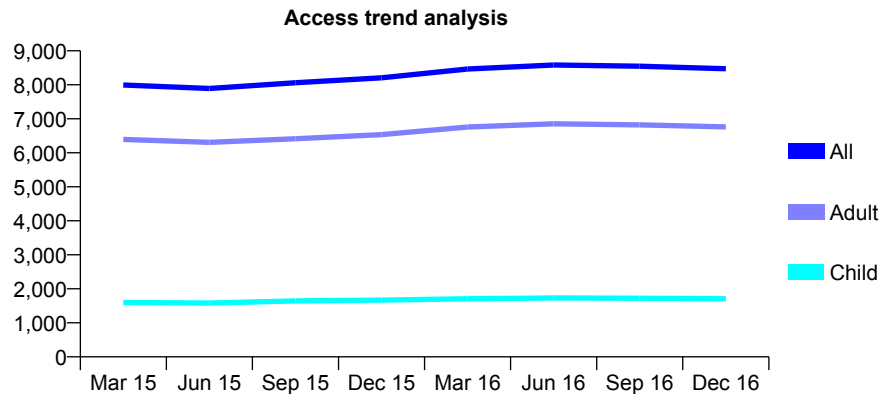
Q66 - Vital Signs At a Glance Contract Report for 157260/0001 - December 2016

Name or company name	Dart Vale Dental Care Ltd
Contract type name	GDS Contract
Purpose of contract	General
Contract start date	01/10/2008
Contract end date	

16/17 Contracted general activity (UDA)	25,500
Carry forward general activity (UDA)	316
16/17 Contracted orthodontic activity (UOA)	0
Carry forward orthodontic activity (UOA)	0
Baseline contract value	£633,439.62

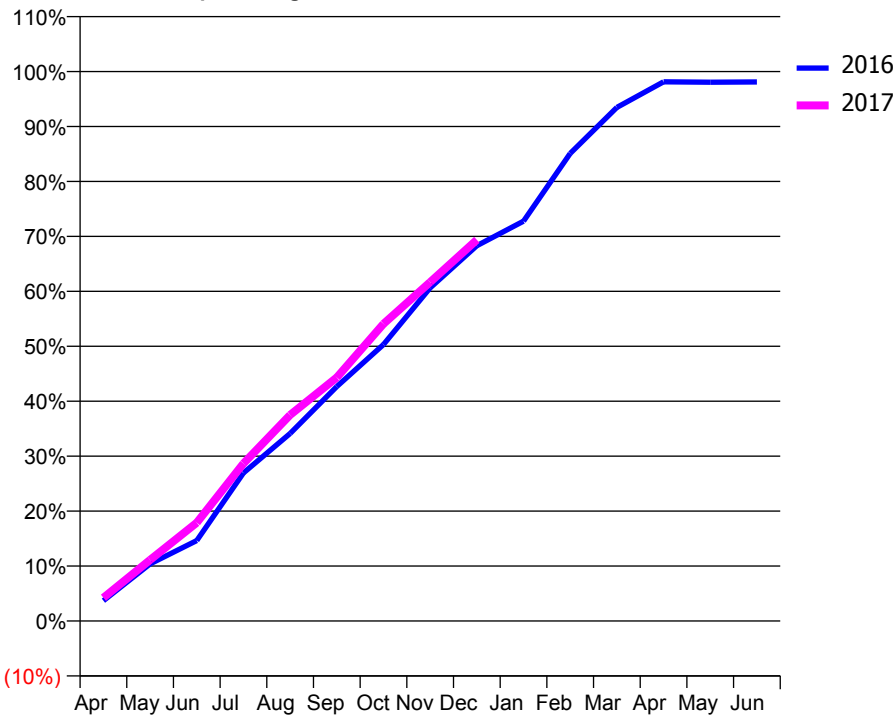
ACCESS*

Patients seen in 24 months	Total	Change since previous quarter
Quarter ending December 2015	8,206	
Quarter ending March 2016	8,465	↑
Quarter ending June 2016	8,584	→
Quarter ending September 2016	8,546	→
Quarter ending December 2016	8,472	→
Variance since December 2015	3.2%	↑



ACTIVITY

Cumulative percentage of contracted UDA delivered 2016 & 2017



Month	Adjusted Scheduled Activity (UDA)	
	2016	2017
April	946	1,079
May	2,653	2,835
June	3,734	4,564
July	6,871	7,308
August	8,701	9,565
September	10,881	11,300
October	12,834	13,790
November	15,462	15,725
December	17,419	17,686
January	18,554	
February	21,696	
March	23,834	
April	25,018	
May	25,006	
June	25,016	

QUALITY

	Quantity	Base Number	Contract	AT	Region	England
% of FP17s for the same patient ID Re-attending within 3 months - Children	161	1,974	8.2%	10.5%	11.9%	12.4%
% of FP17s for the same patient ID Re-attending within 3 months - Adults	1,453	8,049	18.1%	15.9%	16.5%	16.6%
% of FP17s for the same patient ID Re-attending between 3 & 9 months - Children	1,246	1,974	63.1%	58.4%	60.2%	57.5%
% of FP17s for the same patient ID Re-attending between 3 & 9 months - Adults	4,756	8,049	59.1%	49.8%	52.0%	50.4%
% of FP17s for Band 1 Urgent Courses	976	9,398	10.4%	10.4%	9.5%	9.1%
% of FP17s Relating to Free Repair or Replacements	113	9,398	1.2%	0.9%	0.7%	0.8%
% of FP17s Relating to Continuations	179	9,398	1.9%	1.4%	1.2%	1.3%
% of Patients satisfied with the dentistry they have received	24	28	85.7%	93.0%	92.9%	92.7%
% of Patients satisfied with the time they had to wait for an appointment	24	28	85.7%	87.7%	88.8%	88.8%

* This is based on patients treated on this contract for their most recent course of treatment. Figures in italics indicate the base number of FP17s or Patient Questionnaire responses are less than 100. N/A is shown where the base number of responses is less than 10 during the period. % is calculated as Quantity/Base number*100

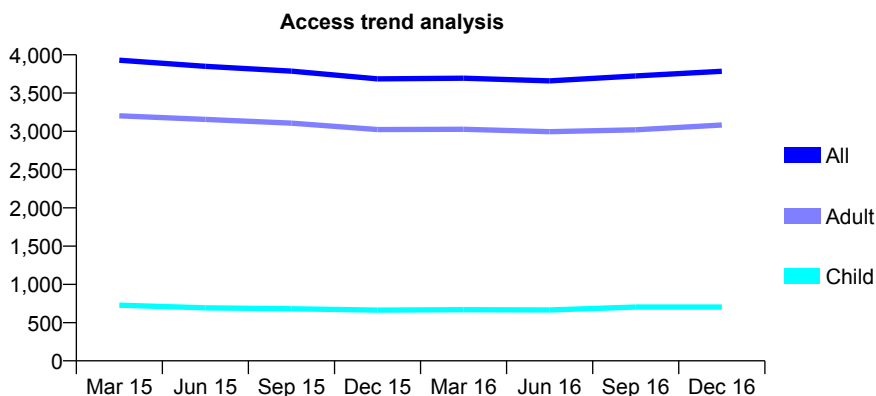
Q66 - Vital Signs At a Glance Contract Report for 159298/0001 - December 2016

Name or company name	DP Shipsey & AMA Shipsey
Contract type name	GDS Contract
Purpose of contract	General
Contract start date	01/04/2012
Contract end date	

16/17 Contracted general activity (UDA)	15,500
Carry forward general activity (UDA)	0
16/17 Contracted orthodontic activity (UOA)	0
Carry forward orthodontic activity (UOA)	0
Baseline contract value	£407,589.60

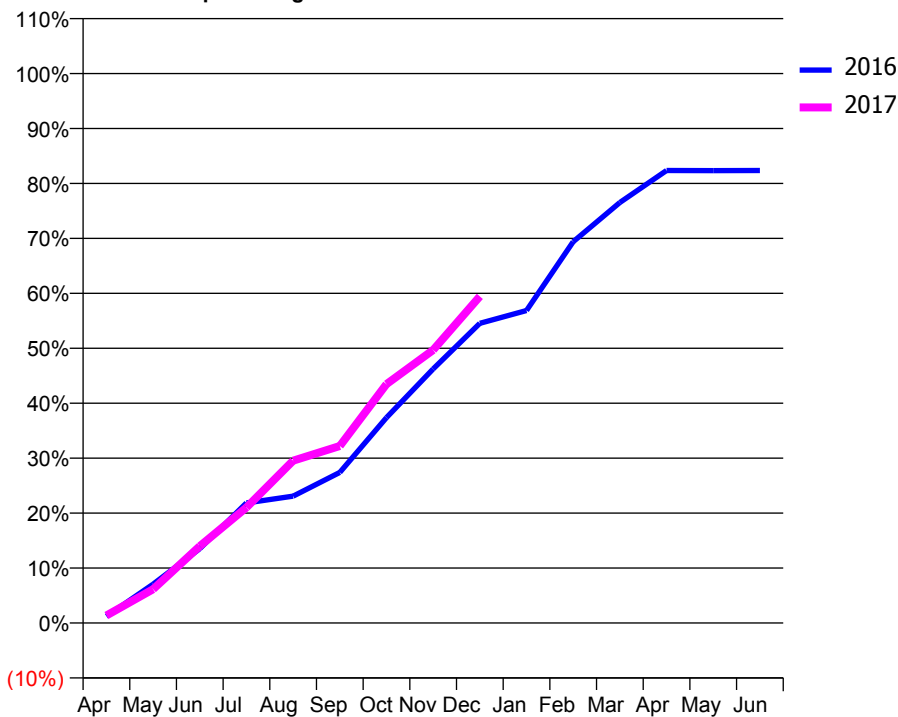
ACCESS*

Patients seen in 24 months	Total	Change since previous quarter
Quarter ending December 2015	3,686	
Quarter ending March 2016	3,694	→
Quarter ending June 2016	3,660	→
Quarter ending September 2016	3,723	→
Quarter ending December 2016	3,785	→
Variance since December 2015	2.7%	↑



ACTIVITY

Cumulative percentage of contracted UDA delivered 2016 & 2017



Month	Adjusted Scheduled Activity (UDA)	
	2016	2017
April	188	214
May	1,096	952
June	2,097	2,169
July	3,386	3,259
August	3,580	4,580
September	4,247	4,992
October	5,794	6,738
November	7,166	7,700
December	8,452	9,213
January	8,813	
February	10,757	
March	11,860	
April	12,764	
May	12,762	
June	12,764	

QUALITY

	Quantity	Base Number	Contract	AT	Region	England
% of FP17s for the same patient ID Re-attending within 3 months - Children	40	732	5.5%	10.5%	11.9%	12.4%
% of FP17s for the same patient ID Re-attending within 3 months - Adults	583	3,552	16.4%	15.9%	16.5%	16.6%
% of FP17s for the same patient ID Re-attending between 3 & 9 months - Children	438	732	59.8%	58.4%	60.2%	57.5%
% of FP17s for the same patient ID Re-attending between 3 & 9 months - Adults	2,008	3,552	56.5%	49.8%	52.0%	50.4%
% of FP17s for Band 1 Urgent Courses	340	3,955	8.6%	10.4%	9.5%	9.1%
% of FP17s Relating to Free Repair or Replacements	55	3,955	1.4%	0.9%	0.7%	0.8%
% of FP17s Relating to Continuations	69	3,955	1.7%	1.4%	1.2%	1.3%
% of Patients satisfied with the dentistry they have received	5	6	N/A	93.0%	92.9%	92.7%
% of Patients satisfied with the time they had to wait for an appointment	6	6	N/A	87.7%	88.8%	88.8%

* This is based on patients treated on this contract for their most recent course of treatment. Figures in italics indicate the base number of FP17s or Patient Questionnaire responses are less than 100. N/A is shown where the base number of responses is less than 10 during the period. % is calculated as Quantity/Base number*100

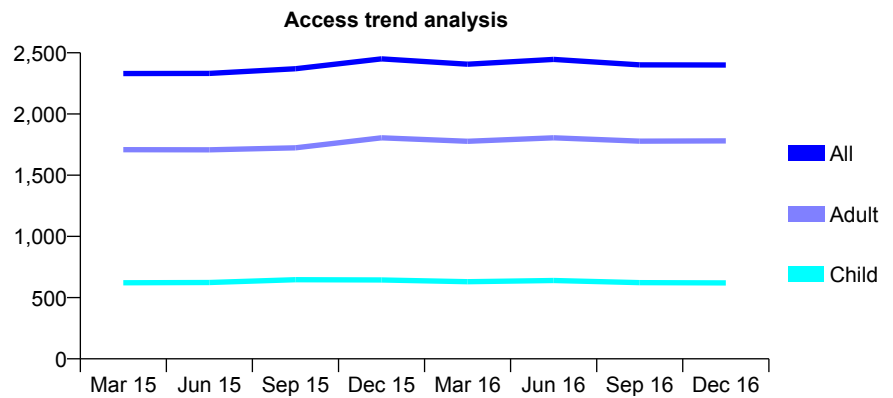
Q66 - Vital Signs At a Glance Contract Report for 159913/0001 - December 2016

Name or company name	Ingleby Dental Practice Limited
Contract type name	GDS Contract
Purpose of contract	General
Contract start date	01/05/2012
Contract end date	

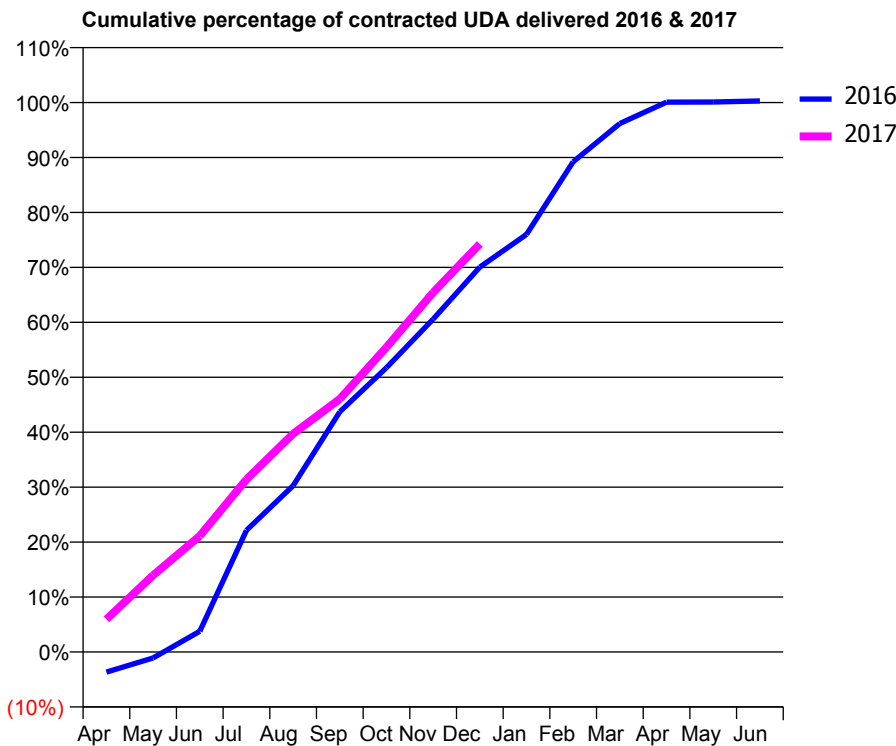
16/17 Contracted general activity (UDA)	6,529
Carry forward general activity (UDA)	-18
16/17 Contracted orthodontic activity (UOA)	0
Carry forward orthodontic activity (UOA)	0
Baseline contract value	£177,547.88

ACCESS*

Patients seen in 24 months	Total	Change since previous quarter
Quarter ending December 2015	2,450	
Quarter ending March 2016	2,407	↓
Quarter ending June 2016	2,446	→
Quarter ending September 2016	2,401	↓
Quarter ending December 2016	2,400	→
Variance since December 2015	(2.0%)	↓



ACTIVITY



Month	Adjusted Scheduled Activity (UDA)	
	2016	2017
April	-240	389
May	-72	911
June	246	1,379
July	1,446	2,051
August	1,976	2,594
September	2,854	3,006
October	3,379	3,621
November	3,955	4,272
December	4,573	4,849
January	4,962	
February	5,826	
March	6,280	
April	6,533	
May	6,535	
June	6,547	

QUALITY

	Quantity	Base Number	Contract	AT	Region	England
% of FP17s for the same patient ID Re-attending within 3 months - Children	42	717	5.9%	10.5%	11.9%	12.4%
% of FP17s for the same patient ID Re-attending within 3 months - Adults	201	1,847	10.9%	15.9%	16.5%	16.6%
% of FP17s for the same patient ID Re-attending between 3 & 9 months - Children	493	717	68.8%	58.4%	60.2%	57.5%
% of FP17s for the same patient ID Re-attending between 3 & 9 months - Adults	1,163	1,847	63.0%	49.8%	52.0%	50.4%
% of FP17s for Band 1 Urgent Courses	114	2,385	4.8%	10.4%	9.5%	9.1%
% of FP17s Relating to Free Repair or Replacements	8	2,385	0.3%	0.9%	0.7%	0.8%
% of FP17s Relating to Continuations	38	2,385	1.6%	1.4%	1.2%	1.3%
% of Patients satisfied with the dentistry they have received	0	1	N/A	93.0%	92.9%	92.7%
% of Patients satisfied with the time they had to wait for an appointment	1	1	N/A	87.7%	88.8%	88.8%

* This is based on patients treated on this contract for their most recent course of treatment. Figures in italics indicate the base number of FP17s or Patient Questionnaire responses are less than 100. N/A is shown where the base number of responses is less than 10 during the period. % is calculated as Quantity/Base number*100

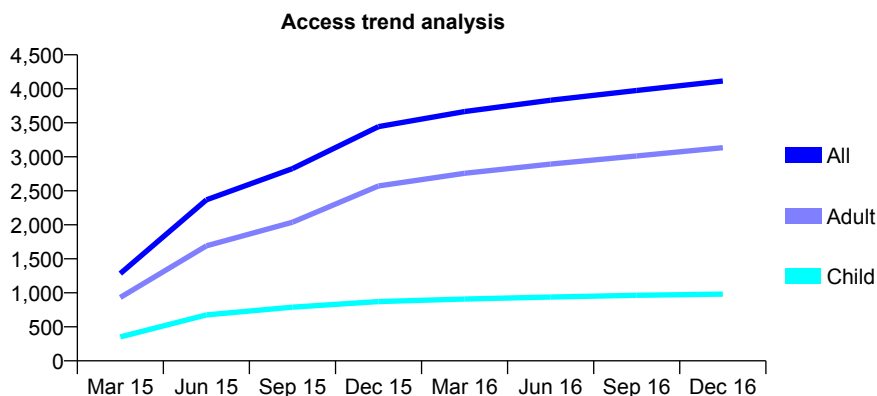
Q66 - Vital Signs At a Glance Contract Report for 160555/0001 - December 2016

Name or company name	Marlborough Dental Centre Partnership
Contract type name	GDS Contract
Purpose of contract	General
Contract start date	01/01/2015
Contract end date	

16/17 Contracted general activity (UDA)	13,361
Carry forward general activity (UDA)	0
16/17 Contracted orthodontic activity (UOA)	0
Carry forward orthodontic activity (UOA)	0
Baseline contract value	£344,665.22

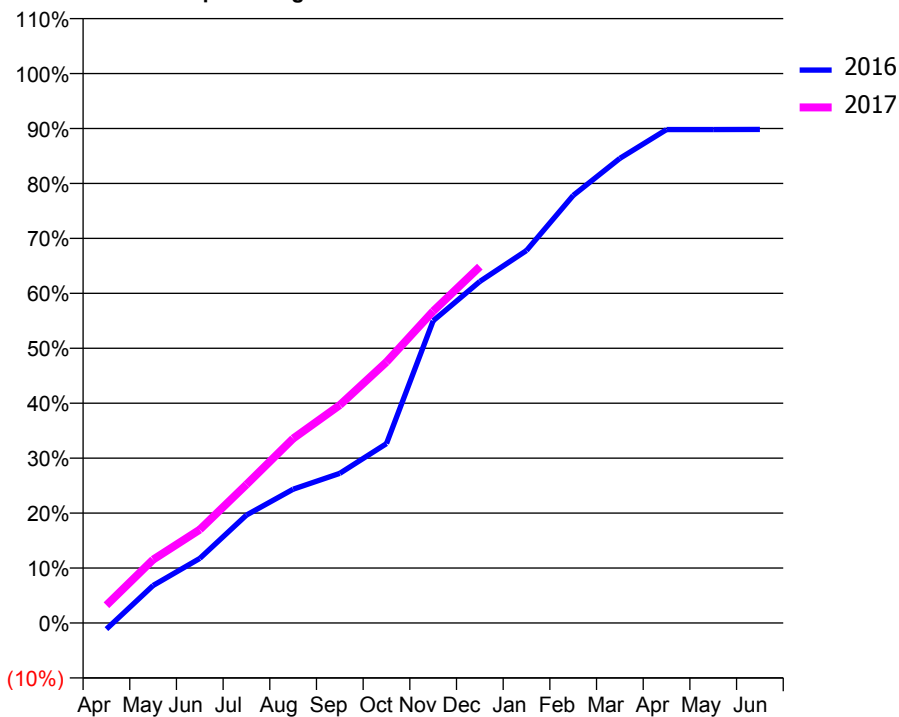
ACCESS*

Patients seen in 24 months	Total	Change since previous quarter
Quarter ending December 2015	3,444	
Quarter ending March 2016	3,665	↑
Quarter ending June 2016	3,832	↑
Quarter ending September 2016	3,976	↑
Quarter ending December 2016	4,115	↑
Variance since December 2015	19.5%	↑



ACTIVITY

Cumulative percentage of contracted UDA delivered 2016 & 2017



Month	Adjusted Scheduled Activity (UDA)	
	2016	2017
April	-149	432
May	912	1,542
June	1,570	2,270
July	2,625	3,367
August	3,254	4,485
September	3,638	5,298
October	4,363	6,347
November	7,349	7,583
December	8,305	8,666
January	9,059	
February	10,397	
March	11,299	
April	11,997	
May	11,997	
June	12,000	

QUALITY

	Quantity	Base Number	Contract	AT	Region	England
% of FP17s for the same patient ID Re-attending within 3 months - Children	113	1,187	9.5%	10.5%	11.9%	12.4%
% of FP17s for the same patient ID Re-attending within 3 months - Adults	503	3,302	15.2%	15.9%	16.5%	16.6%
% of FP17s for the same patient ID Re-attending between 3 & 9 months - Children	730	1,187	61.5%	58.4%	60.2%	57.5%
% of FP17s for the same patient ID Re-attending between 3 & 9 months - Adults	1,497	3,302	45.3%	49.8%	52.0%	50.4%
% of FP17s for Band 1 Urgent Courses	431	4,266	10.1%	10.4%	9.5%	9.1%
% of FP17s Relating to Free Repair or Replacements	75	4,266	1.8%	0.9%	0.7%	0.8%
% of FP17s Relating to Continuations	43	4,266	1.0%	1.4%	1.2%	1.3%
% of Patients satisfied with the dentistry they have received	3	4	N/A	93.0%	92.9%	92.7%
% of Patients satisfied with the time they had to wait for an appointment	3	4	N/A	87.7%	88.8%	88.8%

* This is based on patients treated on this contract for their most recent course of treatment. Figures in italics indicate the base number of FP17s or Patient Questionnaire responses are less than 100. N/A is shown where the base number of responses is less than 10 during the period. % is calculated as Quantity/Base number*100

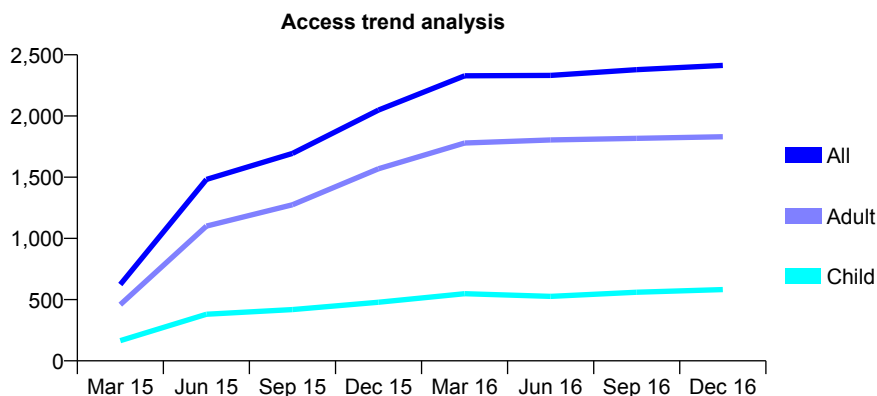
Q66 - Vital Signs At a Glance Contract Report for 160555/0002 - December 2016

Name or company name	Marlborough Dental Centre Partnership
Contract type name	GDS Contract
Purpose of contract	General
Contract start date	01/01/2015
Contract end date	

16/17 Contracted general activity (UDA)	7,561
Carry forward general activity (UDA)	0
16/17 Contracted orthodontic activity (UOA)	0
Carry forward orthodontic activity (UOA)	0
Baseline contract value	£201,685.13

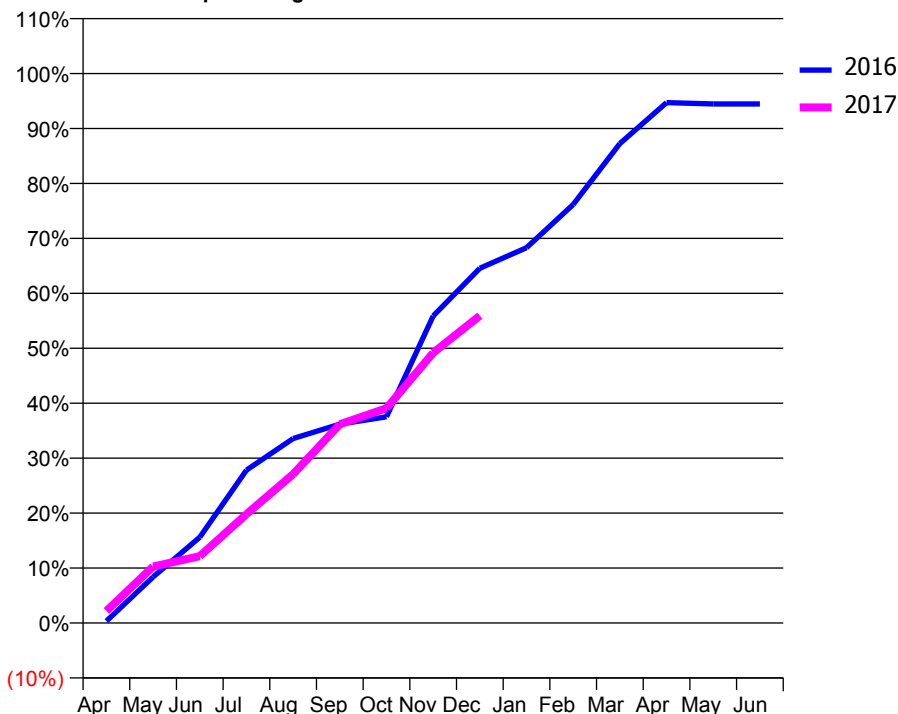
ACCESS*

Patients seen in 24 months	Total	Change since previous quarter
Quarter ending December 2015	2,048	
Quarter ending March 2016	2,328	↑
Quarter ending June 2016	2,332	→
Quarter ending September 2016	2,379	↑
Quarter ending December 2016	2,413	→
Variance since December 2015	17.8%	↑



ACTIVITY

Cumulative percentage of contracted UDA delivered 2016 & 2017



Month	Adjusted Scheduled Activity (UDA)	
	2016	2017
April	26	166
May	633	776
June	1,182	919
July	2,104	1,498
August	2,538	2,048
September	2,737	2,735
October	2,837	2,955
November	4,224	3,718
December	4,881	4,228
January	5,164	
February	5,758	
March	6,597	
April	7,160	
May	7,143	
June	7,142	

QUALITY

	Quantity	Base Number	Contract	AT	Region	England
% of FP17s for the same patient ID Re-attending within 3 months - Children	33	669	4.9%	10.5%	11.9%	12.4%
% of FP17s for the same patient ID Re-attending within 3 months - Adults	173	1,773	9.8%	15.9%	16.5%	16.6%
% of FP17s for the same patient ID Re-attending between 3 & 9 months - Children	344	669	51.4%	58.4%	60.2%	57.5%
% of FP17s for the same patient ID Re-attending between 3 & 9 months - Adults	788	1,773	44.4%	49.8%	52.0%	50.4%
% of FP17s for Band 1 Urgent Courses	228	2,228	10.2%	10.4%	9.5%	9.1%
% of FP17s Relating to Free Repair or Replacements	7	2,228	0.3%	0.9%	0.7%	0.8%
% of FP17s Relating to Continuations	14	2,228	0.6%	1.4%	1.2%	1.3%
% of Patients satisfied with the dentistry they have received	5	6	N/A	93.0%	92.9%	92.7%
% of Patients satisfied with the time they had to wait for an appointment	4	6	N/A	87.7%	88.8%	88.8%

* This is based on patients treated on this contract for their most recent course of treatment. Figures in italics indicate the base number of FP17s or Patient Questionnaire responses are less than 100. N/A is shown where the base number of responses is less than 10 during the period. % is calculated as Quantity/Base number*100

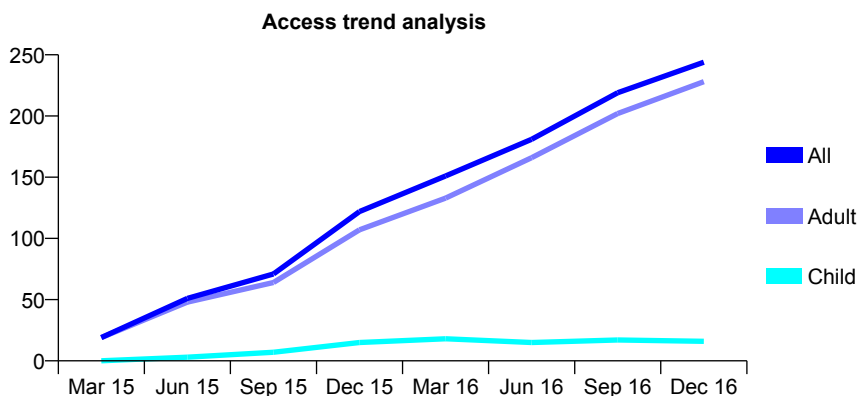
Q66 - Vital Signs At a Glance Contract Report for 160555/0003 - December 2016

Name or company name	Marlborough Dental Centre Partnership
Contract type name	GDS Contract
Purpose of contract	General
Contract start date	01/01/2015
Contract end date	

16/17 Contracted general activity (UDA)	230
Carry forward general activity (UDA)	0
16/17 Contracted orthodontic activity (UOA)	0
Carry forward orthodontic activity (UOA)	0
Baseline contract value	£30,501.62

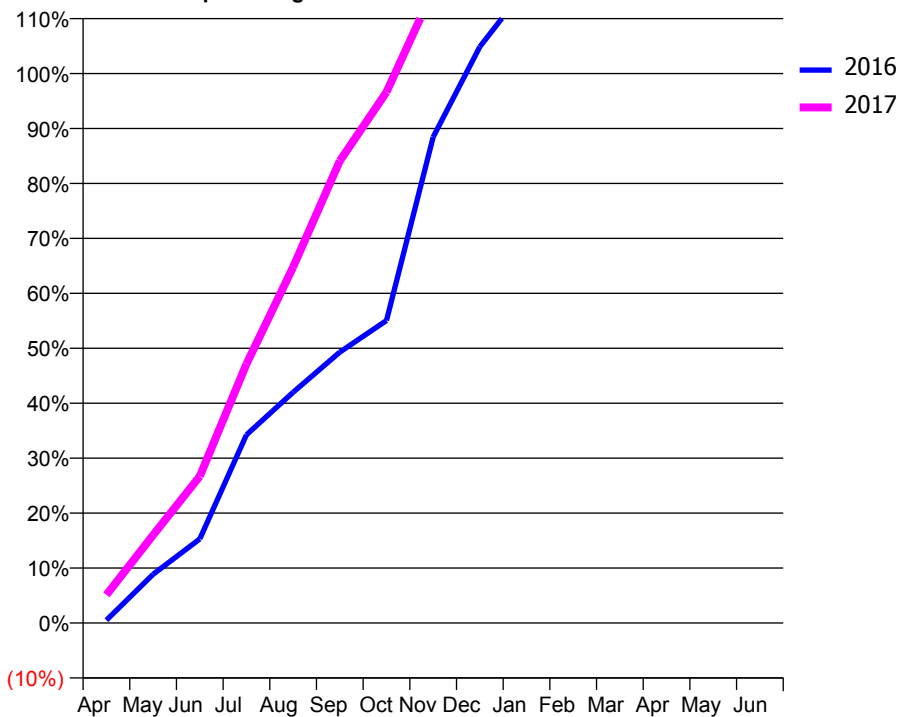
ACCESS*

Patients seen in 24 months	Total	Change since previous quarter
Quarter ending December 2015	122	
Quarter ending March 2016	151	↑
Quarter ending June 2016	181	↑
Quarter ending September 2016	219	↑
Quarter ending December 2016	244	↑
Variance since December 2015	100.0%	↑



ACTIVITY

Cumulative percentage of contracted UDA delivered 2016 & 2017



Month	Adjusted Scheduled Activity (UDA)	
	2016	2017
April	1	12
May	20	37
June	35	61
July	79	108
August	97	149
September	113	193
October	127	222
November	203	265
December	241	283
January	266	
February	310	
March	340	
April	361	
May	361	
June	362	

QUALITY

	Quantity	Base Number	Contract	AT	Region	England
% of FP17s for the same patient ID Re-attending within 3 months - Children	0	22	0.0%	10.5%	11.9%	12.4%
% of FP17s for the same patient ID Re-attending within 3 months - Adults	12	228	5.3%	15.9%	16.5%	16.6%
% of FP17s for the same patient ID Re-attending between 3 & 9 months - Children	0	22	0.0%	58.4%	60.2%	57.5%
% of FP17s for the same patient ID Re-attending between 3 & 9 months - Adults	7	228	3.1%	49.8%	52.0%	50.4%
% of FP17s for Band 1 Urgent Courses	222	233	95.3%	10.4%	9.5%	9.1%
% of FP17s Relating to Free Repair or Replacements	0	233	0.0%	0.9%	0.7%	0.8%
% of FP17s Relating to Continuations	0	233	0.0%	1.4%	1.2%	1.3%
% of Patients satisfied with the dentistry they have received	0	0	N/A	93.0%	92.9%	92.7%
% of Patients satisfied with the time they had to wait for an appointment	0	0	N/A	87.7%	88.8%	88.8%

* This is based on patients treated on this contract for their most recent course of treatment. Figures in italics indicate the base number of FP17s or Patient Questionnaire responses are less than 100. N/A is shown where the base number of responses is less than 10 during the period. % is calculated as Quantity/Base number*100

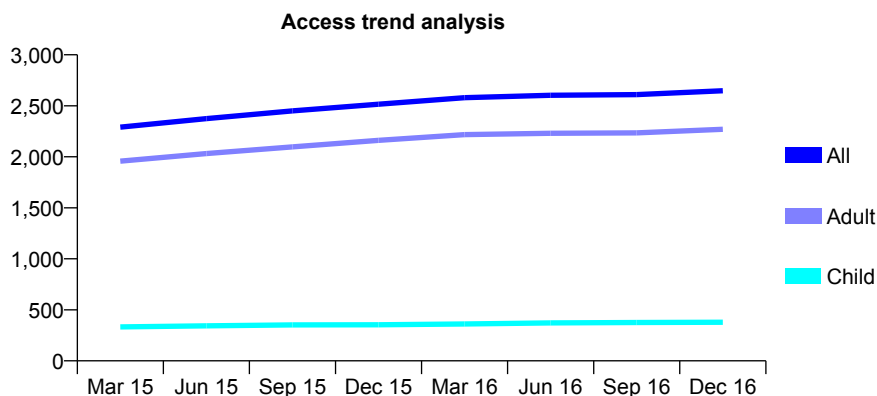
Q66 - Vital Signs At a Glance Contract Report for 160881/0001 - December 2016

Name or company name	The Trewirgie Dental Practice Partnership
Contract type name	GDS Contract
Purpose of contract	General
Contract start date	28/03/2014
Contract end date	

16/17 Contracted general activity (UDA)	11,000
Carry forward general activity (UDA)	0
16/17 Contracted orthodontic activity (UOA)	0
Carry forward orthodontic activity (UOA)	0
Baseline contract value	£285,339.09

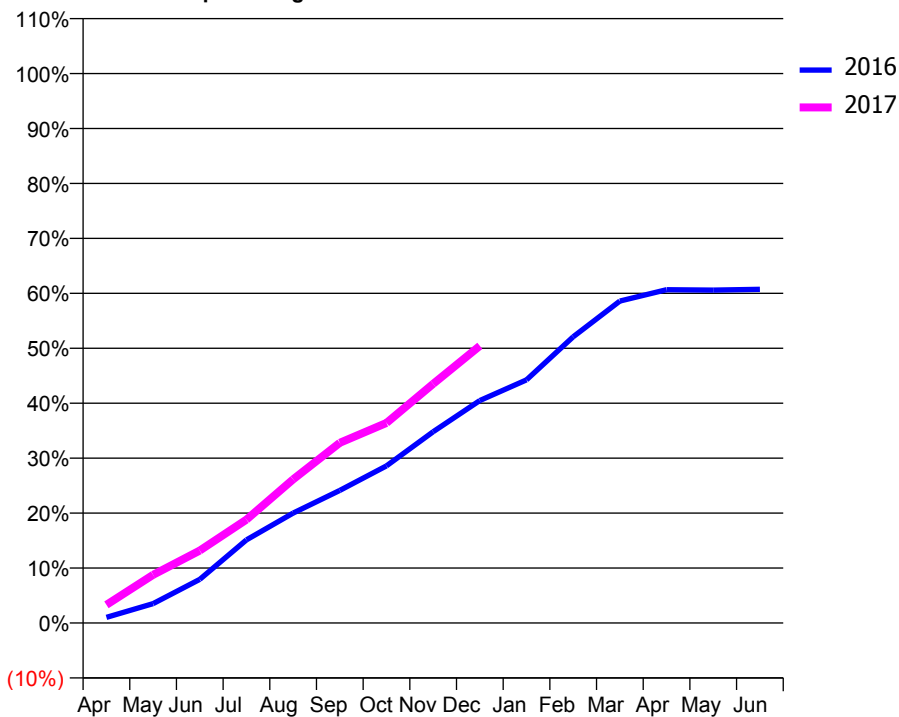
ACCESS*

Patients seen in 24 months	Total	Change since previous quarter
Quarter ending December 2015	2,516	
Quarter ending March 2016	2,580	↑
Quarter ending June 2016	2,603	→
Quarter ending September 2016	2,610	→
Quarter ending December 2016	2,648	→
Variance since December 2015	5.2%	↑



ACTIVITY

Cumulative percentage of contracted UDA delivered 2016 & 2017



Month	Adjusted Scheduled Activity (UDA)	
	2016	2017
April	144	364
May	493	966
June	1,112	1,450
July	2,118	2,069
August	2,802	2,876
September	3,378	3,607
October	4,003	4,005
November	4,874	4,786
December	5,670	5,547
January	6,196	
February	7,293	
March	8,202	
April	8,493	
May	8,481	
June	8,501	

QUALITY

	Quantity	Base Number	Contract	AT	Region	England
% of FP17s for the same patient ID Re-attending within 3 months - Children	19	404	4.7%	10.5%	11.9%	12.4%
% of FP17s for the same patient ID Re-attending within 3 months - Adults	271	2,315	11.7%	15.9%	16.5%	16.6%
% of FP17s for the same patient ID Re-attending between 3 & 9 months - Children	233	404	57.7%	58.4%	60.2%	57.5%
% of FP17s for the same patient ID Re-attending between 3 & 9 months - Adults	1,310	2,315	56.6%	49.8%	52.0%	50.4%
% of FP17s for Band 1 Urgent Courses	161	2,608	6.2%	10.4%	9.5%	9.1%
% of FP17s Relating to Free Repair or Replacements	16	2,608	0.6%	0.9%	0.7%	0.8%
% of FP17s Relating to Continuations	48	2,608	1.8%	1.4%	1.2%	1.3%
% of Patients satisfied with the dentistry they have received	8	8	N/A	93.0%	92.9%	92.7%
% of Patients satisfied with the time they had to wait for an appointment	7	8	N/A	87.7%	88.8%	88.8%

* This is based on patients treated on this contract for their most recent course of treatment. Figures in italics indicate the base number of FP17s or Patient Questionnaire responses are less than 100. N/A is shown where the base number of responses is less than 10 during the period. % is calculated as Quantity/Base number*100

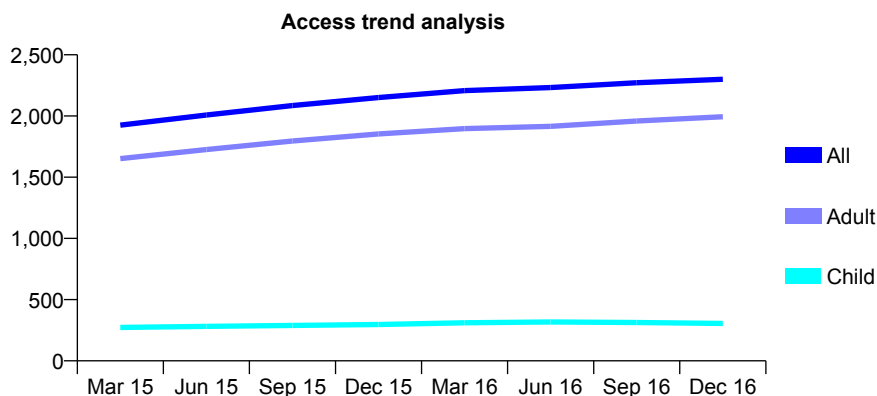
Q66 - Vital Signs At a Glance Contract Report for 161128/0001 - December 2016

Name or company name	The Old Brewery Yard Dental Practice Part
Contract type name	GDS Contract
Purpose of contract	General
Contract start date	17/12/2013
Contract end date	

16/17 Contracted general activity (UDA)	8,000
Carry forward general activity (UDA)	-159
16/17 Contracted orthodontic activity (UOA)	0
Carry forward orthodontic activity (UOA)	0
Baseline contract value	£168,916.56

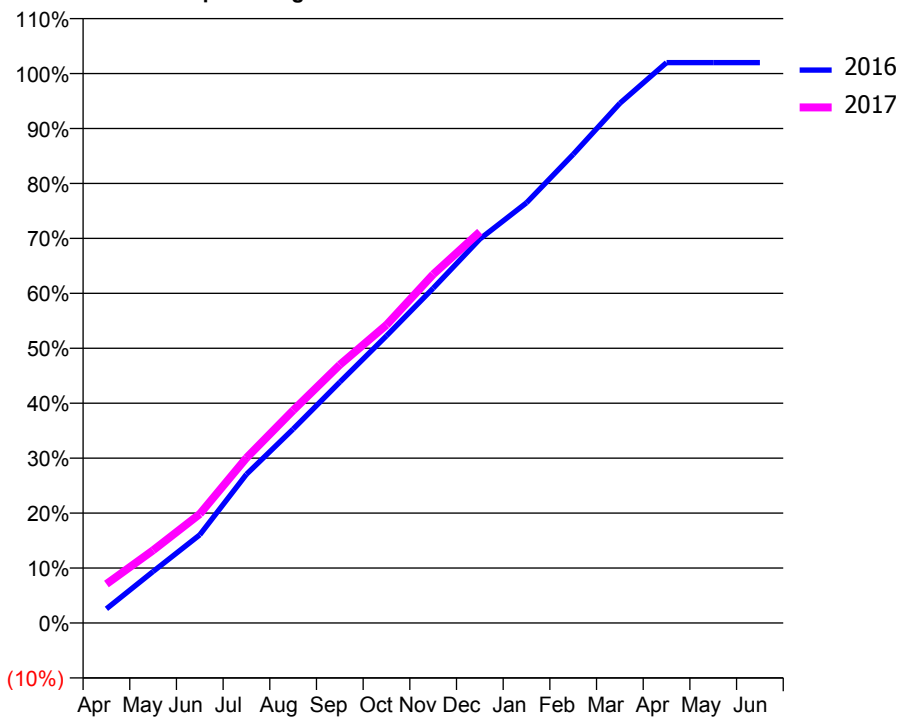
ACCESS*

Patients seen in 24 months	Total	Change since previous quarter
Quarter ending December 2015	2,151	
Quarter ending March 2016	2,208	↑
Quarter ending June 2016	2,233	→
Quarter ending September 2016	2,272	→
Quarter ending December 2016	2,300	→
Variance since December 2015	6.9%	↑



ACTIVITY

Cumulative percentage of contracted UDA delivered 2016 & 2017



Month	Adjusted Scheduled Activity (UDA)	
	2016	2017
April	206	567
May	750	1,059
June	1,285	1,587
July	2,166	2,404
August	2,825	3,096
September	3,507	3,759
October	4,181	4,341
November	4,874	5,075
December	5,590	5,695
January	6,118	
February	6,822	
March	7,566	
April	8,159	
May	8,159	
June	8,159	

QUALITY

	Quantity	Base Number	Contract	AT	Region	England
% of FP17s for the same patient ID Re-attending within 3 months - Children	35	450	7.8%	10.5%	11.9%	12.4%
% of FP17s for the same patient ID Re-attending within 3 months - Adults	488	2,672	18.3%	15.9%	16.5%	16.6%
% of FP17s for the same patient ID Re-attending between 3 & 9 months - Children	309	450	68.7%	58.4%	60.2%	57.5%
% of FP17s for the same patient ID Re-attending between 3 & 9 months - Adults	1,488	2,672	55.7%	49.8%	52.0%	50.4%
% of FP17s for Band 1 Urgent Courses	324	2,854	11.4%	10.4%	9.5%	9.1%
% of FP17s Relating to Free Repair or Replacements	45	2,854	1.6%	0.9%	0.7%	0.8%
% of FP17s Relating to Continuations	51	2,854	1.8%	1.4%	1.2%	1.3%
% of Patients satisfied with the dentistry they have received	7	8	N/A	93.0%	92.9%	92.7%
% of Patients satisfied with the time they had to wait for an appointment	7	8	N/A	87.7%	88.8%	88.8%

* This is based on patients treated on this contract for their most recent course of treatment. Figures in italics indicate the base number of FP17s or Patient Questionnaire responses are less than 100. N/A is shown where the base number of responses is less than 10 during the period. % is calculated as Quantity/Base number*100

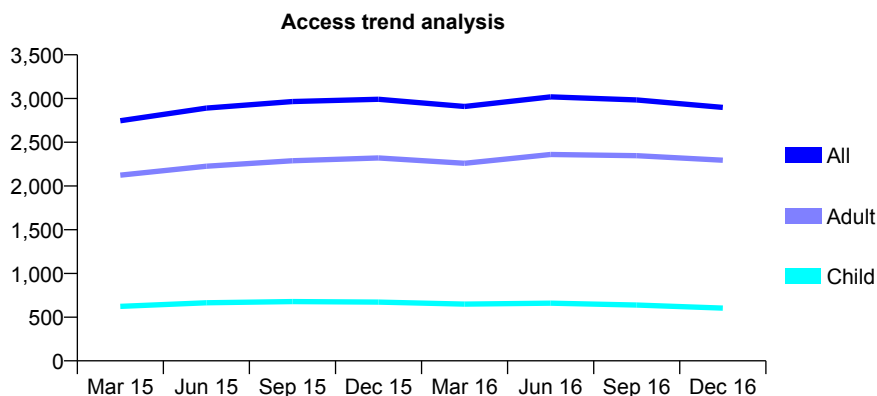
Q66 - Vital Signs At a Glance Contract Report for 161306/0001 - December 2016

Name or company name	Mr CG Davies & Mr SR Williams
Contract type name	GDS Contract
Purpose of contract	General
Contract start date	16/11/2010
Contract end date	

16/17 Contracted general activity (UDA)	7,250
Carry forward general activity (UDA)	-106
16/17 Contracted orthodontic activity (UOA)	0
Carry forward orthodontic activity (UOA)	0
Baseline contract value	£187,630.97

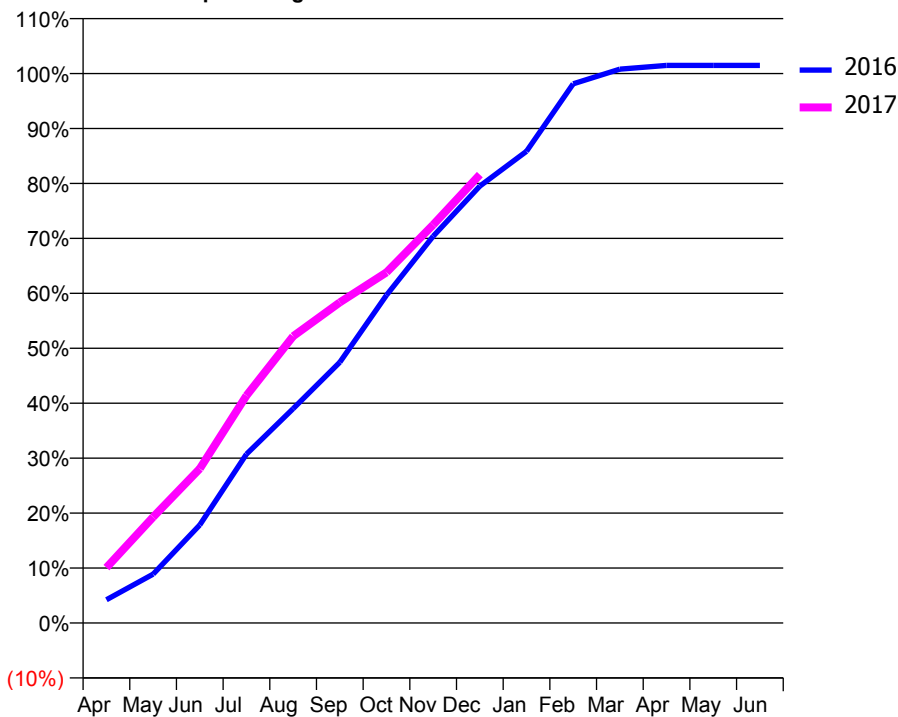
ACCESS*

Patients seen in 24 months	Total	Change since previous quarter
Quarter ending December 2015	2,992	
Quarter ending March 2016	2,909	↓
Quarter ending June 2016	3,019	↑
Quarter ending September 2016	2,984	↓
Quarter ending December 2016	2,898	↓
Variance since December 2015	(3.1%)	↓



ACTIVITY

Cumulative percentage of contracted UDA delivered 2016 & 2017



Month	Adjusted Scheduled Activity (UDA)	
	2016	2017
April	307	730
May	644	1,398
June	1,294	2,036
July	2,229	3,000
August	2,828	3,784
September	3,440	4,231
October	4,326	4,626
November	5,103	5,254
December	5,765	5,916
January	6,224	
February	7,114	
March	7,308	
April	7,356	
May	7,356	
June	7,356	

QUALITY

	Quantity	Base Number	Contract	AT	Region	England
% of FP17s for the same patient ID Re-attending within 3 months - Children	39	499	7.8%	10.5%	11.9%	12.4%
% of FP17s for the same patient ID Re-attending within 3 months - Adults	345	2,182	15.8%	15.9%	16.5%	16.6%
% of FP17s for the same patient ID Re-attending between 3 & 9 months - Children	218	499	43.7%	58.4%	60.2%	57.5%
% of FP17s for the same patient ID Re-attending between 3 & 9 months - Adults	1,009	2,182	46.2%	49.8%	52.0%	50.4%
% of FP17s for Band 1 Urgent Courses	233	2,659	8.8%	10.4%	9.5%	9.1%
% of FP17s Relating to Free Repair or Replacements	9	2,659	0.3%	0.9%	0.7%	0.8%
% of FP17s Relating to Continuations	89	2,659	3.3%	1.4%	1.2%	1.3%
% of Patients satisfied with the dentistry they have received	2	4	N/A	93.0%	92.9%	92.7%
% of Patients satisfied with the time they had to wait for an appointment	3	4	N/A	87.7%	88.8%	88.8%

* This is based on patients treated on this contract for their most recent course of treatment. Figures in italics indicate the base number of FP17s or Patient Questionnaire responses are less than 100. N/A is shown where the base number of responses is less than 10 during the period. % is calculated as Quantity/Base number*100

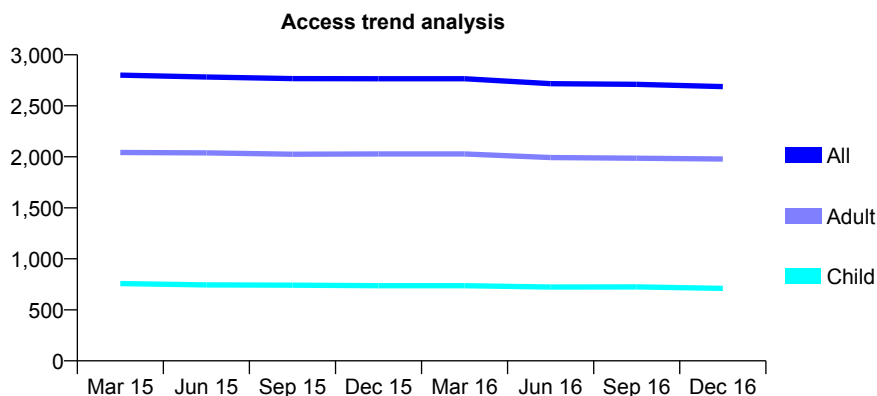
Q66 - Vital Signs At a Glance Contract Report for 161365/0001 - December 2016

Name or company name	The Chudleigh Practice Limited
Contract type name	GDS Contract
Purpose of contract	General
Contract start date	01/05/2010
Contract end date	

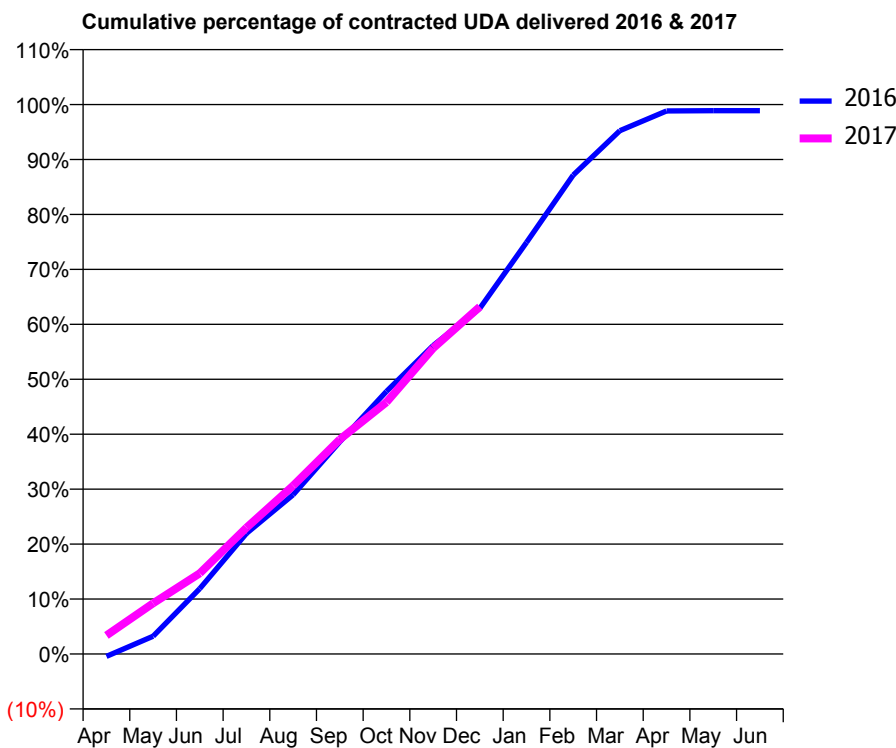
16/17 Contracted general activity (UDA)	8,400
Carry forward general activity (UDA)	95
16/17 Contracted orthodontic activity (UOA)	0
Carry forward orthodontic activity (UOA)	0
Baseline contract value	£207,171.23

ACCESS*

Patients seen in 24 months	Total	Change since previous quarter
Quarter ending December 2015	2,765	
Quarter ending March 2016	2,765	→
Quarter ending June 2016	2,717	↓
Quarter ending September 2016	2,711	→
Quarter ending December 2016	2,688	→
Variance since December 2015	(2.8%)	↓



ACTIVITY



Month	Adjusted Scheduled Activity (UDA)	
	2016	2017
April	-38	284
May	273	775
June	999	1,235
July	1,844	1,932
August	2,434	2,574
September	3,244	3,280
October	4,015	3,850
November	4,717	4,675
December	5,285	5,309
January	6,292	
February	7,321	
March	8,001	
April	8,302	
May	8,305	
June	8,305	

QUALITY

	Quantity	Base Number	Contract	AT	Region	England
% of FP17s for the same patient ID Re-attending within 3 months - Children	81	789	10.3%	10.5%	11.9%	12.4%
% of FP17s for the same patient ID Re-attending within 3 months - Adults	312	1,962	15.9%	15.9%	16.5%	16.6%
% of FP17s for the same patient ID Re-attending between 3 & 9 months - Children	409	789	51.8%	58.4%	60.2%	57.5%
% of FP17s for the same patient ID Re-attending between 3 & 9 months - Adults	1,000	1,962	51.0%	49.8%	52.0%	50.4%
% of FP17s for Band 1 Urgent Courses	210	2,608	8.1%	10.4%	9.5%	9.1%
% of FP17s Relating to Free Repair or Replacements	17	2,608	0.7%	0.9%	0.7%	0.8%
% of FP17s Relating to Continuations	77	2,608	3.0%	1.4%	1.2%	1.3%
% of Patients satisfied with the dentistry they have received	6	6	N/A	93.0%	92.9%	92.7%
% of Patients satisfied with the time they had to wait for an appointment	6	6	N/A	87.7%	88.8%	88.8%

* This is based on patients treated on this contract for their most recent course of treatment. Figures in italics indicate the base number of FP17s or Patient Questionnaire responses are less than 100. N/A is shown where the base number of responses is less than 10 during the period. % is calculated as Quantity/Base number*100

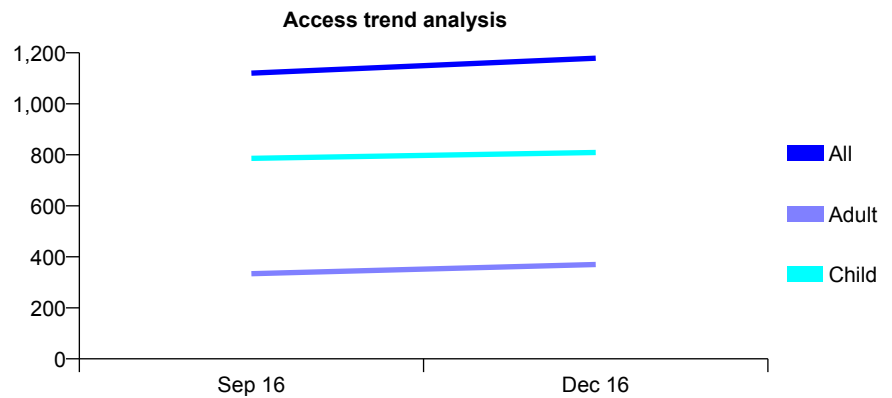
Q66 - Vital Signs At a Glance Contract Report for 163910/0001 - December 2016

Name or company name	White Rose Dental Practice Limited
Contract type name	GDS Contract
Purpose of contract	General
Contract start date	01/12/2015
Contract end date	

16/17 Contracted general activity (UDA)	5,400
Carry forward general activity (UDA)	-108
16/17 Contracted orthodontic activity (UOA)	0
Carry forward orthodontic activity (UOA)	0
Baseline contract value	£114,017.74

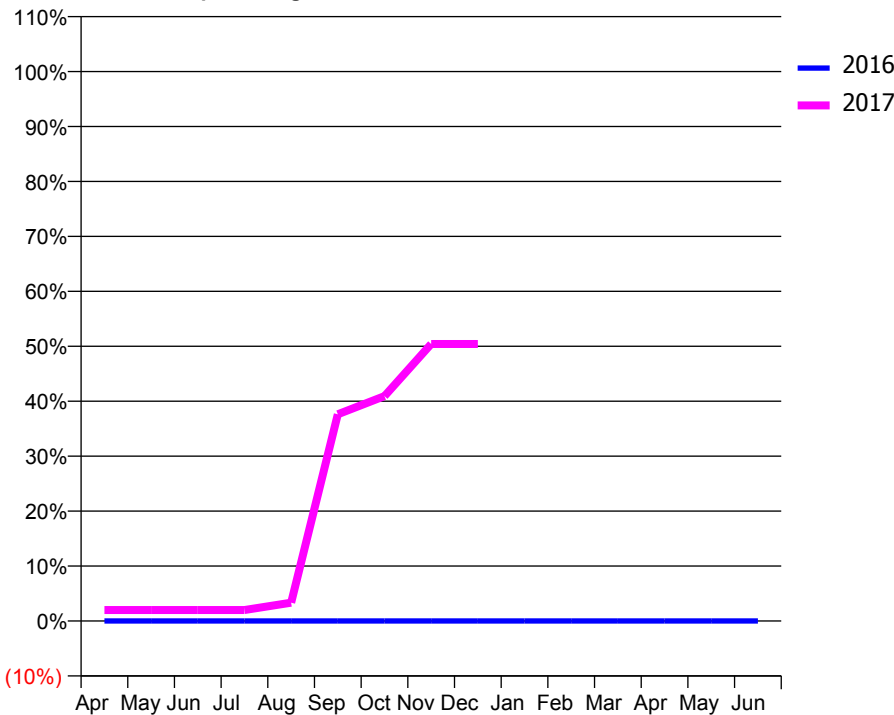
ACCESS*

Patients seen in 24 months	Total	Change since previous quarter
Quarter ending December 2015	0	
Quarter ending March 2016	0	
Quarter ending June 2016	0	
Quarter ending September 2016	1,120	↑
Quarter ending December 2016	1,179	↑
Variance since December 2015	N/A	



ACTIVITY

Cumulative percentage of contracted UDA delivered 2016 & 2017



Month	Adjusted Scheduled Activity (UDA)	
	2016	2017
April	0	108
May	0	108
June	0	108
July	0	108
August	0	180
September	0	2,032
October	0	2,210
November	0	2,723
December	0	2,723
January	0	
February	0	
March	0	
April	0	
May	0	
June	0	

QUALITY

	Quantity	Base Number	Contract	AT	Region	England
% of FP17s for the same patient ID Re-attending within 3 months - Children	79	1,815	4.4%	10.5%	11.9%	12.4%
% of FP17s for the same patient ID Re-attending within 3 months - Adults	41	473	8.7%	15.9%	16.5%	16.6%
% of FP17s for the same patient ID Re-attending between 3 & 9 months - Children	802	1,815	44.2%	58.4%	60.2%	57.5%
% of FP17s for the same patient ID Re-attending between 3 & 9 months - Adults	88	473	18.6%	49.8%	52.0%	50.4%
% of FP17s for Band 1 Urgent Courses	55	1,381	4.0%	10.4%	9.5%	9.1%
% of FP17s Relating to Free Repair or Replacements	0	1,381	0.0%	0.9%	0.7%	0.8%
% of FP17s Relating to Continuations	10	1,381	0.7%	1.4%	1.2%	1.3%
% of Patients satisfied with the dentistry they have received	1	1	N/A	93.0%	92.9%	92.7%
% of Patients satisfied with the time they had to wait for an appointment	1	1	N/A	87.7%	88.8%	88.8%

* This is based on patients treated on this contract for their most recent course of treatment. Figures in italics indicate the base number of FP17s or Patient Questionnaire responses are less than 100. N/A is shown where the base number of responses is less than 10 during the period. % is calculated as Quantity/Base number*100

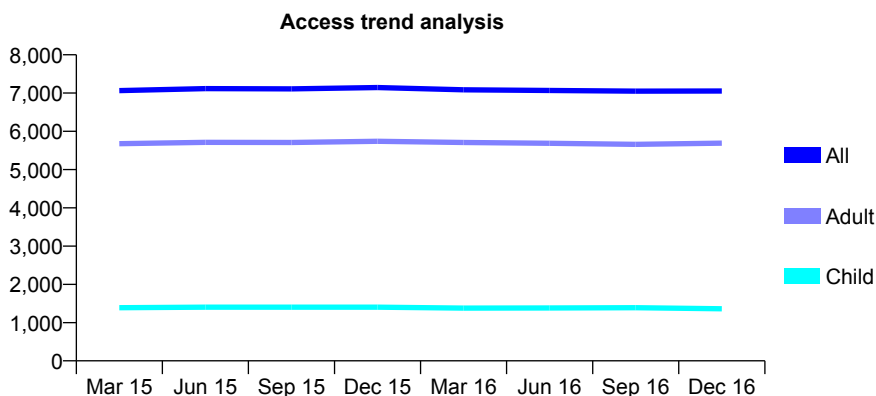
Q66 - Vital Signs At a Glance Contract Report for 164410/0001 - December 2016

Name or company name	QDP (DEVON) LTD
Contract type name	GDS Contract
Purpose of contract	General
Contract start date	01/05/2011
Contract end date	

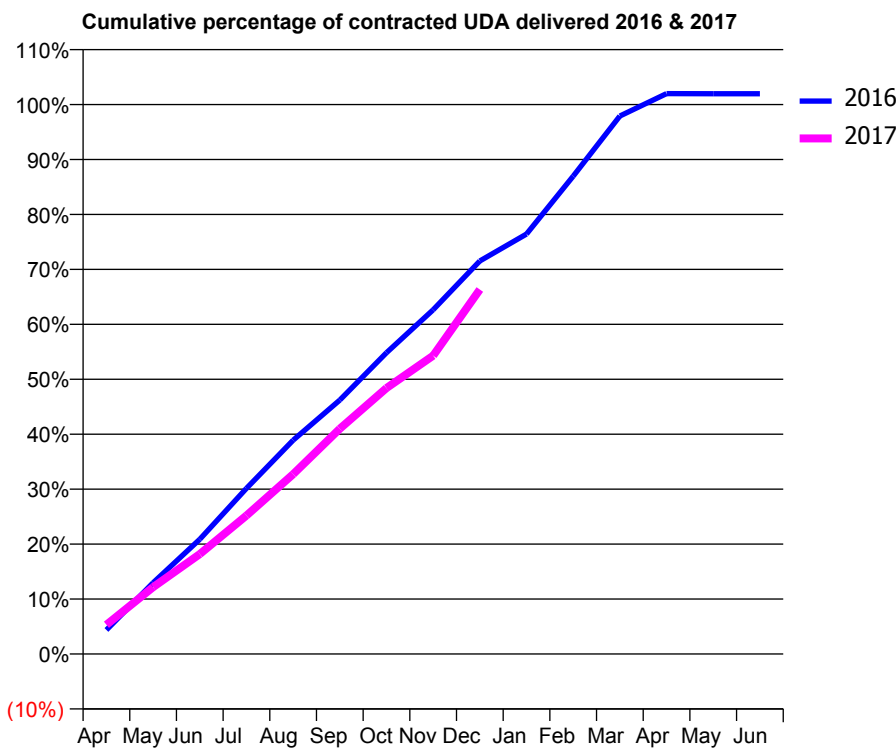
16/17 Contracted general activity (UDA)	20,094
Carry forward general activity (UDA)	-373
16/17 Contracted orthodontic activity (UOA)	0
Carry forward orthodontic activity (UOA)	0
Baseline contract value	£582,967.98

ACCESS*

Patients seen in 24 months	Total	Change since previous quarter
Quarter ending December 2015	7,143	
Quarter ending March 2016	7,085	→
Quarter ending June 2016	7,069	→
Quarter ending September 2016	7,049	→
Quarter ending December 2016	7,053	→
Variance since December 2015	(1.3%)	↓



ACTIVITY



Month	Adjusted Scheduled Activity (UDA)	
	2016	2017
April	834	1,070
May	2,462	2,444
June	3,969	3,655
July	5,727	5,064
August	7,392	6,576
September	8,780	8,236
October	10,419	9,724
November	11,902	10,910
December	13,591	13,330
January	14,522	
February	16,522	
March	18,601	
April	19,374	
May	19,373	
June	19,373	

QUALITY

	Quantity	Base Number	Contract	AT	Region	England
% of FP17s for the same patient ID Re-attending within 3 months - Children	106	1,479	7.2%	10.5%	11.9%	12.4%
% of FP17s for the same patient ID Re-attending within 3 months - Adults	964	6,058	15.9%	15.9%	16.5%	16.6%
% of FP17s for the same patient ID Re-attending between 3 & 9 months - Children	911	1,479	61.6%	58.4%	60.2%	57.5%
% of FP17s for the same patient ID Re-attending between 3 & 9 months - Adults	3,321	6,058	54.8%	49.8%	52.0%	50.4%
% of FP17s for Band 1 Urgent Courses	639	6,450	9.9%	10.4%	9.5%	9.1%
% of FP17s Relating to Free Repair or Replacements	67	6,450	1.0%	0.9%	0.7%	0.8%
% of FP17s Relating to Continuations	86	6,450	1.3%	1.4%	1.2%	1.3%
% of Patients satisfied with the dentistry they have received	15	16	93.8%	93.0%	92.9%	92.7%
% of Patients satisfied with the time they had to wait for an appointment	12	16	75.0%	87.7%	88.8%	88.8%

* This is based on patients treated on this contract for their most recent course of treatment. Figures in italics indicate the base number of FP17s or Patient Questionnaire responses are less than 100. N/A is shown where the base number of responses is less than 10 during the period. % is calculated as Quantity/Base number*100

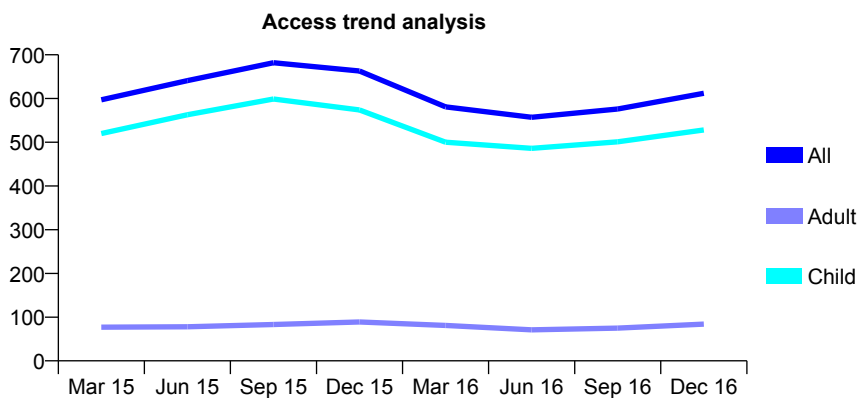
Q66 - Vital Signs At a Glance Contract Report for 164720/0001 - December 2016

Name or company name	Thomson Dental Ltd
Contract type name	GDS Contract
Purpose of contract	General
Contract start date	01/06/2007
Contract end date	

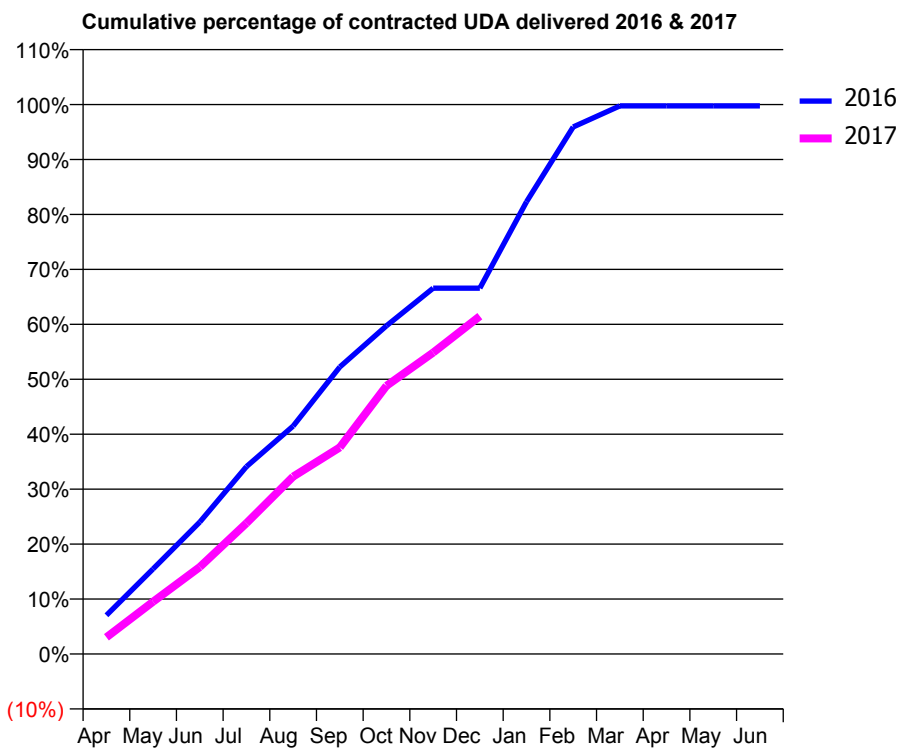
16/17 Contracted general activity (UDA)	1,150
Carry forward general activity (UDA)	3
16/17 Contracted orthodontic activity (UOA)	0
Carry forward orthodontic activity (UOA)	0
Baseline contract value	£32,027.68

ACCESS*

Patients seen in 24 months	Total	Change since previous quarter
Quarter ending December 2015	663	
Quarter ending March 2016	581	↓
Quarter ending June 2016	557	↓
Quarter ending September 2016	576	↑
Quarter ending December 2016	612	↑
Variance since December 2015	(7.7%)	↓



ACTIVITY



Month	Adjusted Scheduled Activity (UDA)	
	2016	2017
April	81	35
May	178	110
June	276	182
July	392	274
August	477	371
September	601	432
October	687	561
November	766	631
December	766	707
January	947	
February	1,103	
March	1,147	
April	1,147	
May	1,147	
June	1,147	

QUALITY

	Quantity	Base Number	Contract	AT	Region	England
% of FP17s for the same patient ID Re-attending within 3 months - Children	16	554	2.9%	10.5%	11.9%	12.4%
% of FP17s for the same patient ID Re-attending within 3 months - Adults	1	26	3.8%	15.9%	16.5%	16.6%
% of FP17s for the same patient ID Re-attending between 3 & 9 months - Children	331	554	59.7%	58.4%	60.2%	57.5%
% of FP17s for the same patient ID Re-attending between 3 & 9 months - Adults	17	26	65.4%	49.8%	52.0%	50.4%
% of FP17s for Band 1 Urgent Courses	10	580	1.7%	10.4%	9.5%	9.1%
% of FP17s Relating to Free Repair or Replacements	0	580	0.0%	0.9%	0.7%	0.8%
% of FP17s Relating to Continuations	3	580	0.5%	1.4%	1.2%	1.3%
% of Patients satisfied with the dentistry they have received	0	0	N/A	93.0%	92.9%	92.7%
% of Patients satisfied with the time they had to wait for an appointment	0	0	N/A	87.7%	88.8%	88.8%

* This is based on patients treated on this contract for their most recent course of treatment. Figures in italics indicate the base number of FP17s or Patient Questionnaire responses are less than 100. N/A is shown where the base number of responses is less than 10 during the period. % is calculated as Quantity/Base number*100

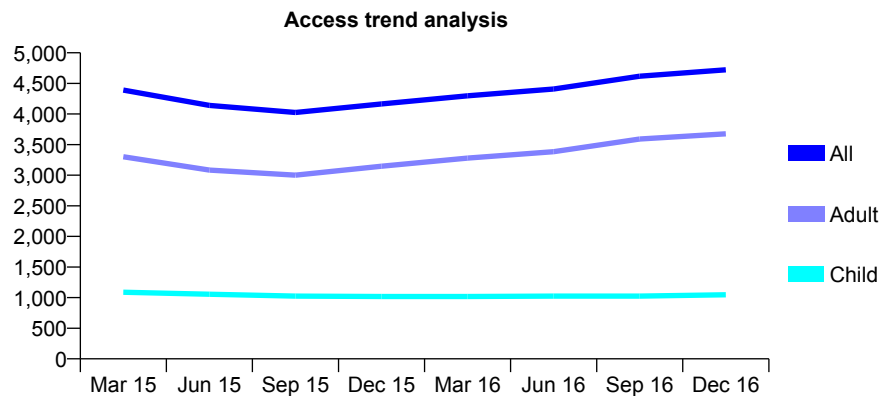
Q66 - Vital Signs At a Glance Contract Report for 164895/0001 - December 2016

Name or company name	Browns Dental Practice Ltd.
Contract type name	GDS Contract
Purpose of contract	General
Contract start date	01/02/2009
Contract end date	

16/17 Contracted general activity (UDA)	7,627
Carry forward general activity (UDA)	-36
16/17 Contracted orthodontic activity (UOA)	0
Carry forward orthodontic activity (UOA)	0
Baseline contract value	£226,507.45

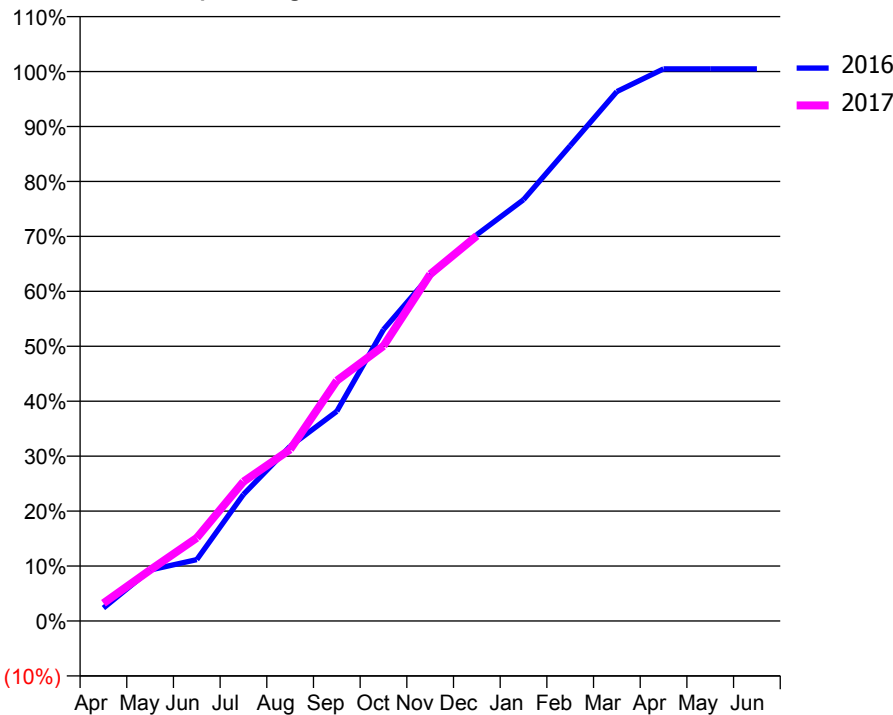
ACCESS*

Patients seen in 24 months	Total	Change since previous quarter
Quarter ending December 2015	4,164	
Quarter ending March 2016	4,297	↑
Quarter ending June 2016	4,408	↑
Quarter ending September 2016	4,618	↑
Quarter ending December 2016	4,722	↑
Variance since December 2015	13.4%	↑



ACTIVITY

Cumulative percentage of contracted UDA delivered 2016 & 2017



Month	Adjusted Scheduled Activity (UDA)	
	2016	2017
April	180	247
May	708	707
June	852	1,154
July	1,757	1,936
August	2,425	2,381
September	2,911	3,337
October	4,045	3,818
November	4,796	4,813
December	5,363	5,346
January	5,848	
February	6,598	
March	7,350	
April	7,663	
May	7,663	
June	7,663	

QUALITY

	Quantity	Base Number	Contract	AT	Region	England
% of FP17s for the same patient ID Re-attending within 3 months - Children	66	1,187	5.6%	10.5%	11.9%	12.4%
% of FP17s for the same patient ID Re-attending within 3 months - Adults	316	3,167	10.0%	15.9%	16.5%	16.6%
% of FP17s for the same patient ID Re-attending between 3 & 9 months - Children	753	1,187	63.4%	58.4%	60.2%	57.5%
% of FP17s for the same patient ID Re-attending between 3 & 9 months - Adults	1,253	3,167	39.6%	49.8%	52.0%	50.4%
% of FP17s for Band 1 Urgent Courses	59	2,891	2.0%	10.4%	9.5%	9.1%
% of FP17s Relating to Free Repair or Replacements	21	2,891	0.7%	0.9%	0.7%	0.8%
% of FP17s Relating to Continuations	36	2,891	1.2%	1.4%	1.2%	1.3%
% of Patients satisfied with the dentistry they have received	5	5	N/A	93.0%	92.9%	92.7%
% of Patients satisfied with the time they had to wait for an appointment	5	5	N/A	87.7%	88.8%	88.8%

* This is based on patients treated on this contract for their most recent course of treatment. Figures in italics indicate the base number of FP17s or Patient Questionnaire responses are less than 100. N/A is shown where the base number of responses is less than 10 during the period. % is calculated as Quantity/Base number*100

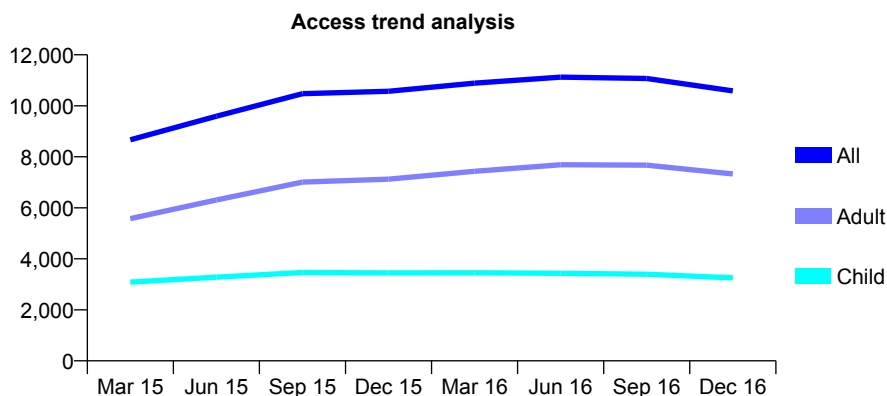
Q66 - Vital Signs At a Glance Contract Report for 165298/0001 - December 2016

Name or company name	Plymouth Community Dental Services Limit
Contract type name	PDS Contract
Purpose of contract	General and Orthodontic
Contract start date	01/10/2013
Contract end date	30/09/2017

16/17 Contracted general activity (UDA)	29,150
Carry forward general activity (UDA)	0
16/17 Contracted orthodontic activity (UOA)	1,980
Carry forward orthodontic activity (UOA)	0
Baseline contract value	£2,865,681.21

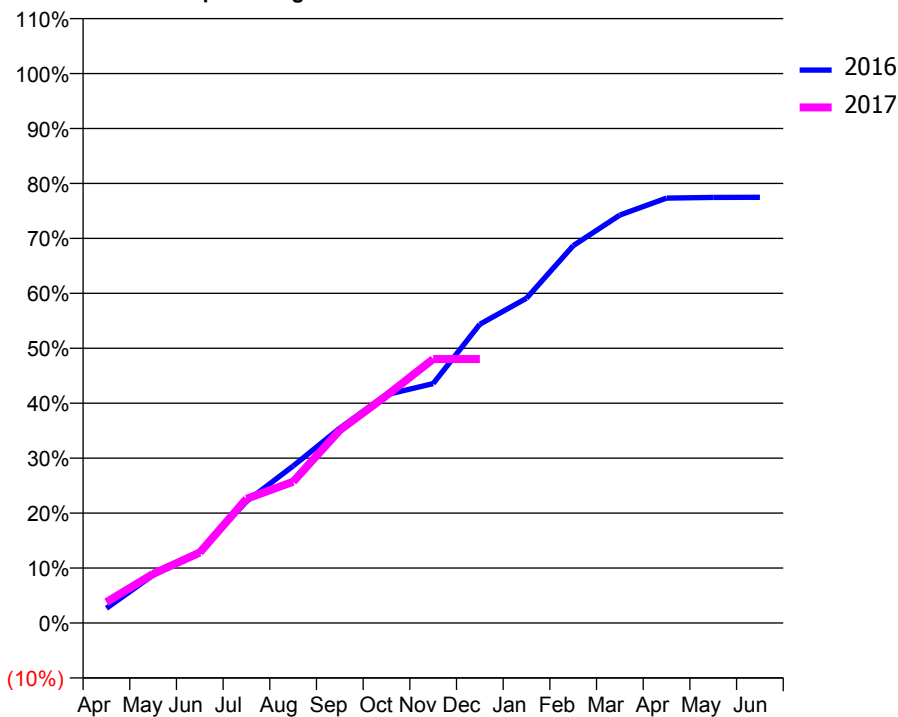
ACCESS*

Patients seen in 24 months	Total	Change since previous quarter
Quarter ending December 2015	10,572	
Quarter ending March 2016	10,887	↑
Quarter ending June 2016	11,123	↑
Quarter ending September 2016	11,070	→
Quarter ending December 2016	10,585	↓
Variance since December 2015	0.1%	→



ACTIVITY

Cumulative percentage of contracted UDA delivered 2016 & 2017



Adjusted Scheduled Activity (UDA)

Month	2016	2017
April	783	1,109
May	2,542	2,609
June	3,801	3,741
July	6,446	6,586
August	8,327	7,497
September	10,338	10,235
October	12,111	12,066
November	12,701	14,002
December	15,847	14,002
January	17,230	
February	20,014	
March	21,641	
April	22,544	
May	22,577	
June	22,581	

QUALITY

	Quantity	Base Number	Contract	AT	Region	England
% of FP17s for the same patient ID Re-attending within 3 months - Children	437	3,121	14.0%	10.5%	11.9%	12.4%
% of FP17s for the same patient ID Re-attending within 3 months - Adults	798	5,427	14.7%	15.9%	16.5%	16.6%
% of FP17s for the same patient ID Re-attending between 3 & 9 months - Children	1,069	3,121	34.3%	58.4%	60.2%	57.5%
% of FP17s for the same patient ID Re-attending between 3 & 9 months - Adults	769	5,427	14.2%	49.8%	52.0%	50.4%
% of FP17s for Band 1 Urgent Courses	3,361	7,738	43.4%	10.4%	9.5%	9.1%
% of FP17s Relating to Free Repair or Replacements	3	7,738	0.0%	0.9%	0.7%	0.8%
% of FP17s Relating to Continuations	13	7,738	0.2%	1.4%	1.2%	1.3%
% of Patients satisfied with the dentistry they have received	6	6	N/A	93.0%	92.9%	92.7%
% of Patients satisfied with the time they had to wait for an appointment	5	6	N/A	87.7%	88.8%	88.8%

* This is based on patients treated on this contract for their most recent course of treatment. Figures in italics indicate the base number of FP17s or Patient Questionnaire responses are less than 100. N/A is shown where the base number of responses is less than 10 during the period. % is calculated as Quantity/Base number*100

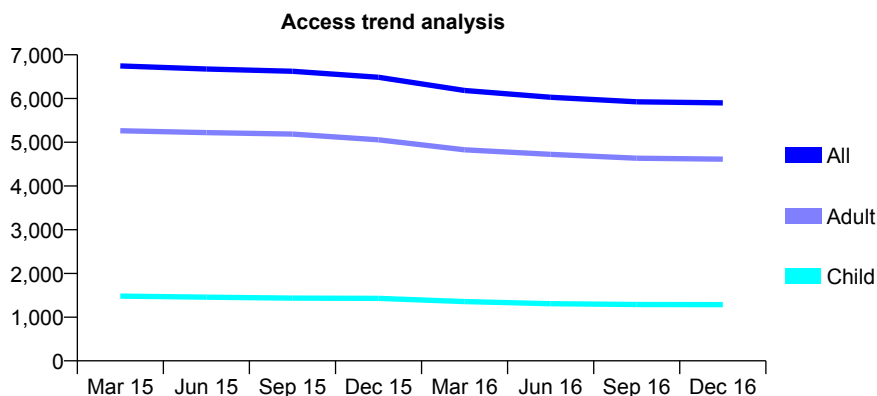
Q66 - Vital Signs At a Glance Contract Report for 167827/0001 - December 2016

Name or company name	Tully Crine LTD
Contract type name	GDS Contract
Purpose of contract	General
Contract start date	01/07/2011
Contract end date	

16/17 Contracted general activity (UDA)	12,000
Carry forward general activity (UDA)	0
16/17 Contracted orthodontic activity (UOA)	0
Carry forward orthodontic activity (UOA)	0
Baseline contract value	£311,275.27

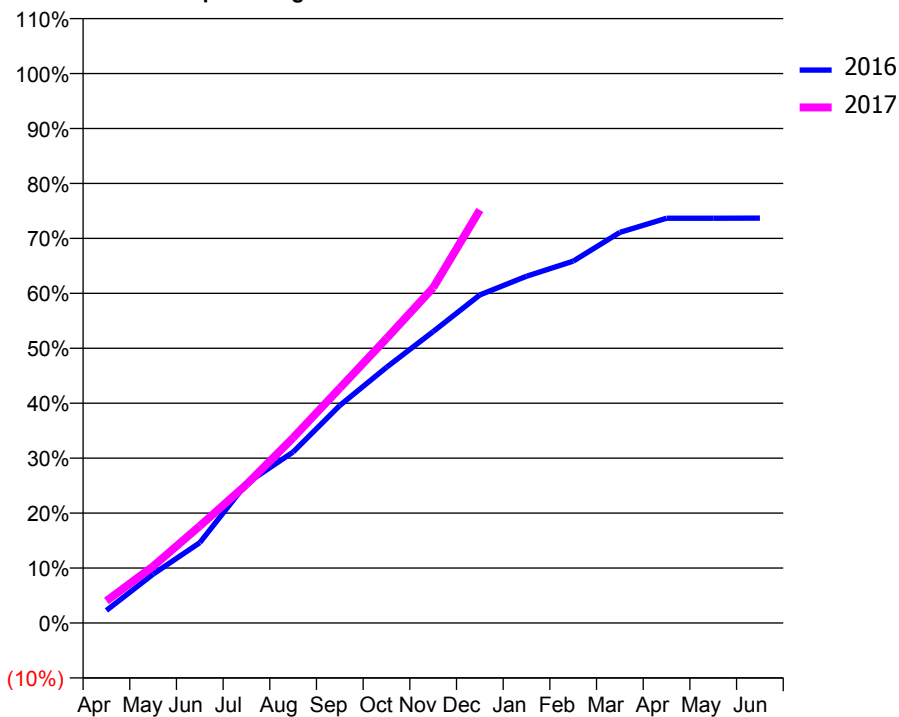
ACCESS*

Patients seen in 24 months	Total	Change since previous quarter
Quarter ending December 2015	6,485	
Quarter ending March 2016	6,184	↓
Quarter ending June 2016	6,030	↓
Quarter ending September 2016	5,925	↓
Quarter ending December 2016	5,899	→
Variance since December 2015	(9.0%)	↓



ACTIVITY

Cumulative percentage of contracted UDA delivered 2016 & 2017



Adjusted Scheduled Activity (UDA)

Month	2016	2017
April	346	481
May	1,345	1,239
June	2,214	2,119
July	3,843	3,023
August	4,710	4,046
September	5,990	5,130
October	7,042	6,213
November	8,024	7,324
December	9,037	9,021
January	9,549	
February	9,966	
March	10,758	
April	11,148	
May	11,148	
June	11,151	

QUALITY

	Quantity	Base Number	Contract	AT	Region	England
% of FP17s for the same patient ID Re-attending within 3 months - Children	61	1,336	4.6%	10.5%	11.9%	12.4%
% of FP17s for the same patient ID Re-attending within 3 months - Adults	524	4,610	11.4%	15.9%	16.5%	16.6%
% of FP17s for the same patient ID Re-attending between 3 & 9 months - Children	582	1,336	43.6%	58.4%	60.2%	57.5%
% of FP17s for the same patient ID Re-attending between 3 & 9 months - Adults	2,012	4,610	43.6%	49.8%	52.0%	50.4%
% of FP17s for Band 1 Urgent Courses	304	4,963	6.1%	10.4%	9.5%	9.1%
% of FP17s Relating to Free Repair or Replacements	41	4,963	0.8%	0.9%	0.7%	0.8%
% of FP17s Relating to Continuations	74	4,963	1.5%	1.4%	1.2%	1.3%
% of Patients satisfied with the dentistry they have received	3	5	N/A	93.0%	92.9%	92.7%
% of Patients satisfied with the time they had to wait for an appointment	3	5	N/A	87.7%	88.8%	88.8%

* This is based on patients treated on this contract for their most recent course of treatment. Figures in italics indicate the base number of FP17s or Patient Questionnaire responses are less than 100. N/A is shown where the base number of responses is less than 10 during the period. % is calculated as Quantity/Base number*100

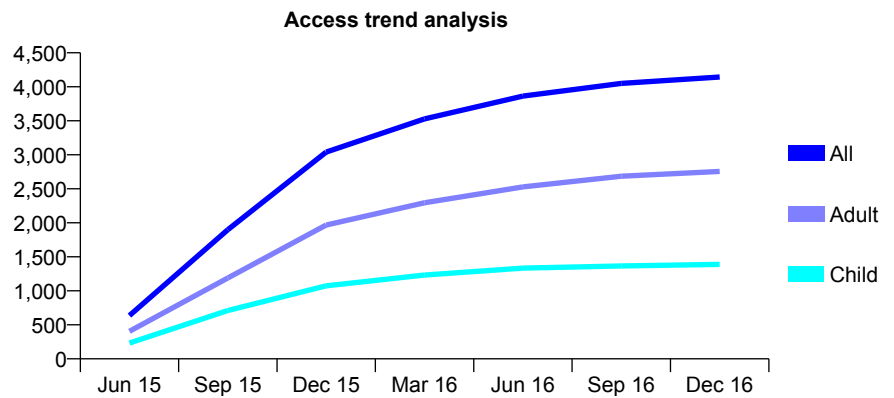
Q66 - Vital Signs At a Glance Contract Report for 168262/0001 - December 2016

Name or company name	SpaDental
Contract type name	GDS Contract
Purpose of contract	General
Contract start date	01/04/2015
Contract end date	

16/17 Contracted general activity (UDA)	13,394
Carry forward general activity (UDA)	768
16/17 Contracted orthodontic activity (UOA)	0
Carry forward orthodontic activity (UOA)	0
Baseline contract value	£348,441.04

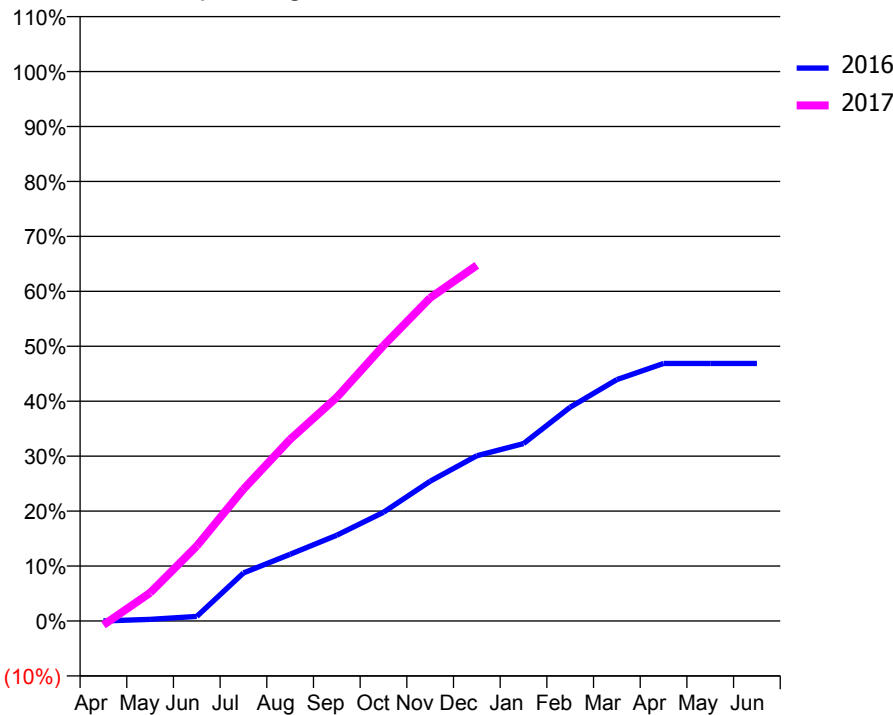
ACCESS*

Patients seen in 24 months	Total	Change since previous quarter
Quarter ending December 2015	3,041	
Quarter ending March 2016	3,528	↑
Quarter ending June 2016	3,863	↑
Quarter ending September 2016	4,050	↑
Quarter ending December 2016	4,145	↑
Variance since December 2015	36.3%	↑



ACTIVITY

Cumulative percentage of contracted UDA delivered 2016 & 2017



Month	Adjusted Scheduled Activity (UDA)	
	2016	2017
April	0	-99
May	78	687
June	204	1,829
July	2,164	3,213
August	3,003	4,428
September	3,860	5,453
October	4,891	6,714
November	6,287	7,876
December	7,438	8,671
January	7,980	
February	9,617	
March	10,864	
April	11,589	
May	11,589	
June	11,589	

QUALITY

	Quantity	Base Number	Contract	AT	Region	England
% of FP17s for the same patient ID Re-attending within 3 months - Children	87	1,641	5.3%	10.5%	11.9%	12.4%
% of FP17s for the same patient ID Re-attending within 3 months - Adults	331	3,164	10.5%	15.9%	16.5%	16.6%
% of FP17s for the same patient ID Re-attending between 3 & 9 months - Children	1,054	1,641	64.2%	58.4%	60.2%	57.5%
% of FP17s for the same patient ID Re-attending between 3 & 9 months - Adults	1,932	3,164	61.1%	49.8%	52.0%	50.4%
% of FP17s for Band 1 Urgent Courses	238	4,482	5.3%	10.4%	9.5%	9.1%
% of FP17s Relating to Free Repair or Replacements	27	4,482	0.6%	0.9%	0.7%	0.8%
% of FP17s Relating to Continuations	33	4,482	0.7%	1.4%	1.2%	1.3%
% of Patients satisfied with the dentistry they have received	6	6	N/A	93.0%	92.9%	92.7%
% of Patients satisfied with the time they had to wait for an appointment	5	6	N/A	87.7%	88.8%	88.8%

* This is based on patients treated on this contract for their most recent course of treatment. Figures in italics indicate the base number of FP17s or Patient Questionnaire responses are less than 100. N/A is shown where the base number of responses is less than 10 during the period. % is calculated as Quantity/Base number*100

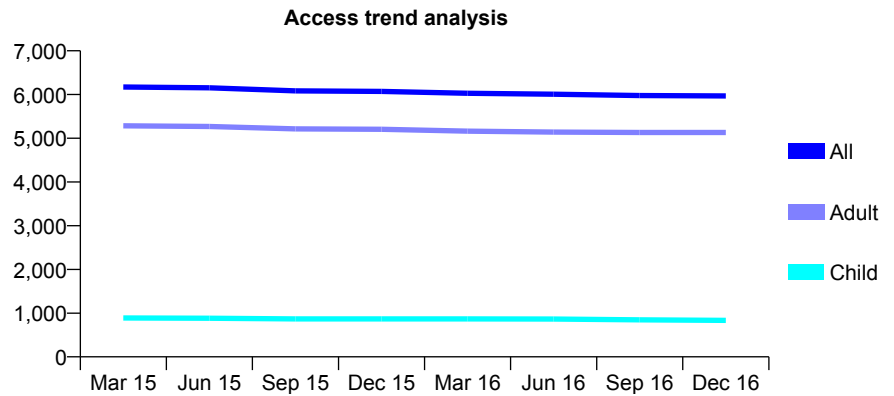
Q66 - Vital Signs At a Glance Contract Report for 170062/0001 - December 2016

Name or company name	St Pauls Dental Practice Ltd
Contract type name	GDS Contract
Purpose of contract	General
Contract start date	01/04/2009
Contract end date	

16/17 Contracted general activity (UDA)	19,373
Carry forward general activity (UDA)	-479
16/17 Contracted orthodontic activity (UOA)	0
Carry forward orthodontic activity (UOA)	0
Baseline contract value	£639,336.13

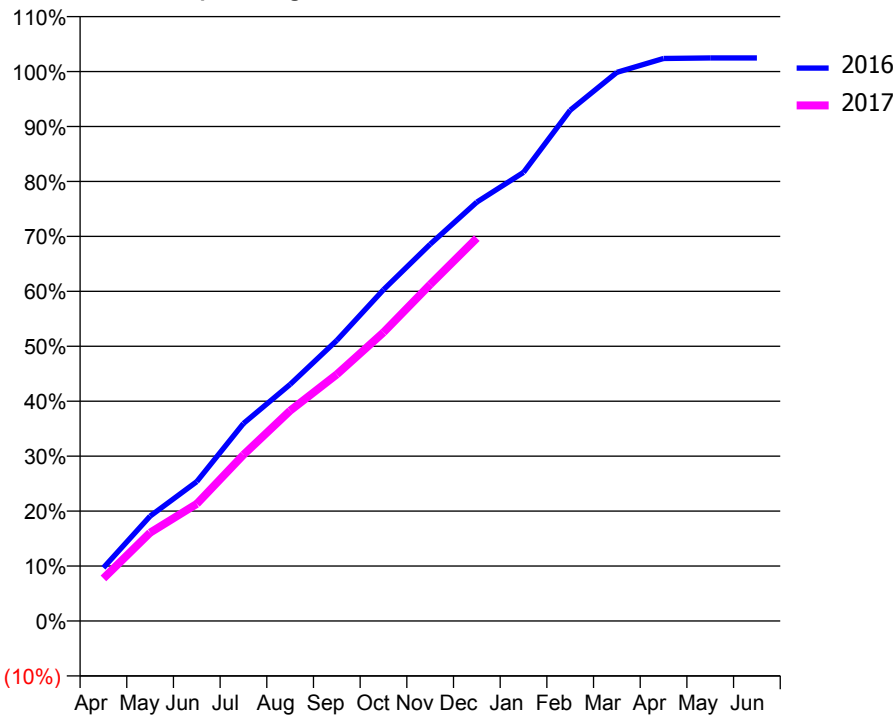
ACCESS*

Patients seen in 24 months	Total	Change since previous quarter
Quarter ending December 2015	6,072	
Quarter ending March 2016	6,030	→
Quarter ending June 2016	6,007	→
Quarter ending September 2016	5,978	→
Quarter ending December 2016	5,967	→
Variance since December 2015	(1.7%)	↓



ACTIVITY

Cumulative percentage of contracted UDA delivered 2016 & 2017



Month	Adjusted Scheduled Activity (UDA)	
	2016	2017
April	1,877	1,502
May	3,696	3,113
June	4,913	4,131
July	6,967	5,861
August	8,341	7,415
September	9,895	8,695
October	11,679	10,174
November	13,285	11,864
December	14,767	13,499
January	15,815	
February	18,007	
March	19,343	
April	19,833	
May	19,852	
June	19,852	

QUALITY

	Quantity	Base Number	Contract	AT	Region	England
% of FP17s for the same patient ID Re-attending within 3 months - Children	55	1,144	4.8%	10.5%	11.9%	12.4%
% of FP17s for the same patient ID Re-attending within 3 months - Adults	838	6,113	13.7%	15.9%	16.5%	16.6%
% of FP17s for the same patient ID Re-attending between 3 & 9 months - Children	851	1,144	74.4%	58.4%	60.2%	57.5%
% of FP17s for the same patient ID Re-attending between 3 & 9 months - Adults	3,138	6,113	51.3%	49.8%	52.0%	50.4%
% of FP17s for Band 1 Urgent Courses	387	7,010	5.5%	10.4%	9.5%	9.1%
% of FP17s Relating to Free Repair or Replacements	72	7,010	1.0%	0.9%	0.7%	0.8%
% of FP17s Relating to Continuations	105	7,010	1.5%	1.4%	1.2%	1.3%
% of Patients satisfied with the dentistry they have received	17	18	94.4%	93.0%	92.9%	92.7%
% of Patients satisfied with the time they had to wait for an appointment	17	18	94.4%	87.7%	88.8%	88.8%

* This is based on patients treated on this contract for their most recent course of treatment. Figures in italics indicate the base number of FP17s or Patient Questionnaire responses are less than 100. N/A is shown where the base number of responses is less than 10 during the period. % is calculated as Quantity/Base number*100

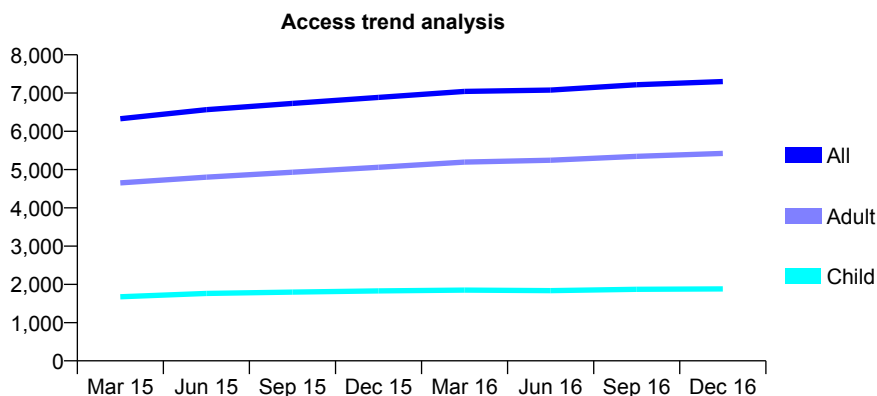
Q66 - Vital Signs At a Glance Contract Report for 170909/0001 - December 2016

Name or company name	Larkham House Dental Practice Limited
Contract type name	GDS Contract
Purpose of contract	General
Contract start date	06/01/2014
Contract end date	

16/17 Contracted general activity (UDA)	25,338
Carry forward general activity (UDA)	-338
16/17 Contracted orthodontic activity (UOA)	0
Carry forward orthodontic activity (UOA)	0
Baseline contract value	£647,283.23

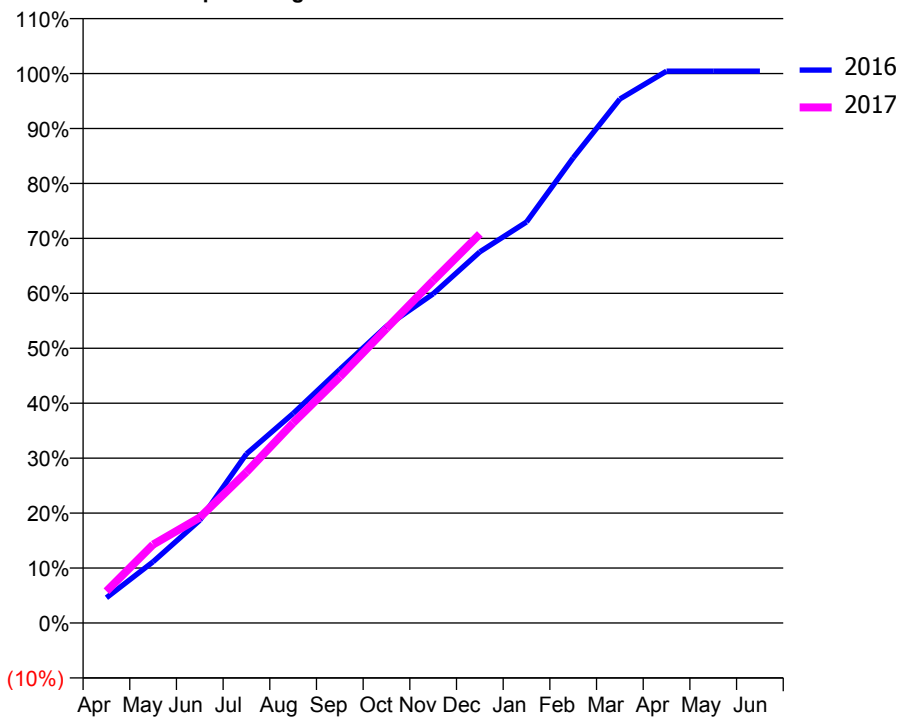
ACCESS*

Patients seen in 24 months	Total	Change since previous quarter
Quarter ending December 2015	6,886	
Quarter ending March 2016	7,043	↑
Quarter ending June 2016	7,079	→
Quarter ending September 2016	7,216	→
Quarter ending December 2016	7,302	→
Variance since December 2015	6.0%	↑



ACTIVITY

Cumulative percentage of contracted UDA delivered 2016 & 2017



Month	Adjusted Scheduled Activity (UDA)	
	2016	2017
April	1,167	1,469
May	2,825	3,617
June	4,740	4,867
July	7,799	6,959
August	9,663	9,227
September	11,693	11,350
October	13,684	13,588
November	15,181	15,788
December	17,112	17,937
January	18,492	
February	21,452	
March	24,161	
April	25,448	
May	25,448	
June	25,448	

QUALITY

	Quantity	Base Number	Contract	AT	Region	England
% of FP17s for the same patient ID Re-attending within 3 months - Children	209	2,465	8.5%	10.5%	11.9%	12.4%
% of FP17s for the same patient ID Re-attending within 3 months - Adults	1,142	7,197	15.9%	15.9%	16.5%	16.6%
% of FP17s for the same patient ID Re-attending between 3 & 9 months - Children	1,743	2,465	70.7%	58.4%	60.2%	57.5%
% of FP17s for the same patient ID Re-attending between 3 & 9 months - Adults	4,790	7,197	66.6%	49.8%	52.0%	50.4%
% of FP17s for Band 1 Urgent Courses	658	9,081	7.2%	10.4%	9.5%	9.1%
% of FP17s Relating to Free Repair or Replacements	67	9,081	0.7%	0.9%	0.7%	0.8%
% of FP17s Relating to Continuations	356	9,081	3.9%	1.4%	1.2%	1.3%
% of Patients satisfied with the dentistry they have received	17	18	94.4%	93.0%	92.9%	92.7%
% of Patients satisfied with the time they had to wait for an appointment	16	18	88.9%	87.7%	88.8%	88.8%

* This is based on patients treated on this contract for their most recent course of treatment. Figures in italics indicate the base number of FP17s or Patient Questionnaire responses are less than 100. N/A is shown where the base number of responses is less than 10 during the period. % is calculated as Quantity/Base number*100

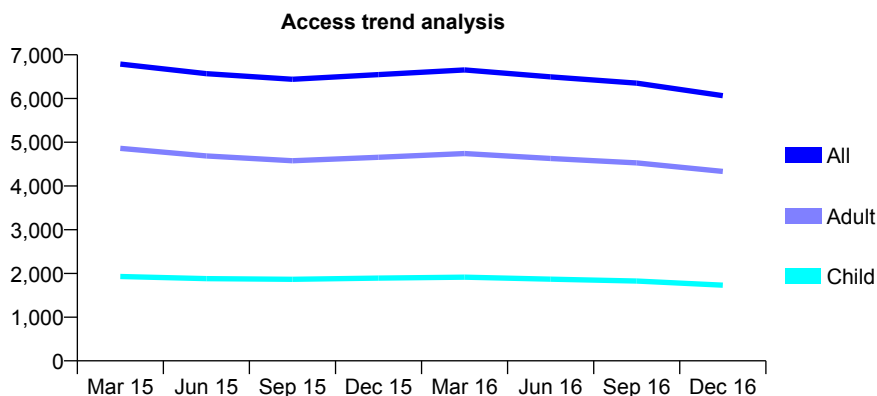
Q66 - Vital Signs At a Glance Contract Report for 172146/0001 - December 2016

Name or company name	West Park Ltd
Contract type name	GDS Contract
Purpose of contract	General
Contract start date	01/04/2011
Contract end date	

16/17 Contracted general activity (UDA)	17,410
Carry forward general activity (UDA)	0
16/17 Contracted orthodontic activity (UOA)	0
Carry forward orthodontic activity (UOA)	0
Baseline contract value	£397,289.31

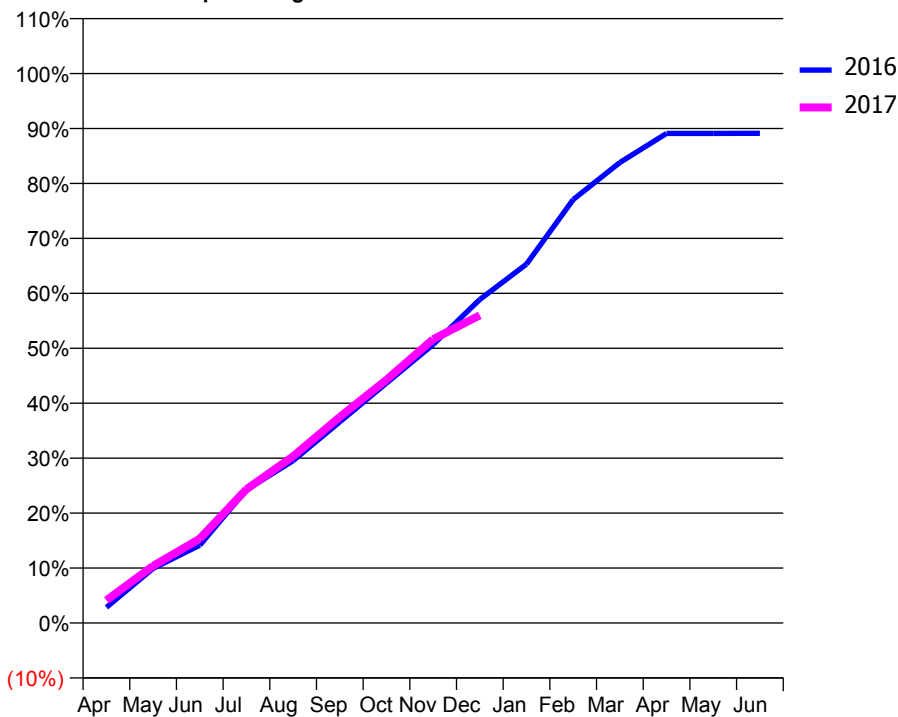
ACCESS*

Patients seen in 24 months	Total	Change since previous quarter
Quarter ending December 2015	6,548	
Quarter ending March 2016	6,653	→
Quarter ending June 2016	6,496	↓
Quarter ending September 2016	6,353	↓
Quarter ending December 2016	6,065	↓
Variance since December 2015	(7.4%)	↓



ACTIVITY

Cumulative percentage of contracted UDA delivered 2016 & 2017



Month	Adjusted Scheduled Activity (UDA)	
	2016	2017
April	498	720
May	1,732	1,810
June	2,465	2,672
July	4,218	4,240
August	5,142	5,281
September	6,373	6,530
October	7,602	7,709
November	8,824	8,992
December	10,252	9,751
January	11,371	
February	13,415	
March	14,592	
April	15,512	
May	15,512	
June	15,515	

QUALITY

	Quantity	Base Number	Contract	AT	Region	England
% of FP17s for the same patient ID Re-attending within 3 months - Children	95	1,418	6.7%	10.5%	11.9%	12.4%
% of FP17s for the same patient ID Re-attending within 3 months - Adults	561	3,665	15.3%	15.9%	16.5%	16.6%
% of FP17s for the same patient ID Re-attending between 3 & 9 months - Children	584	1,418	41.2%	58.4%	60.2%	57.5%
% of FP17s for the same patient ID Re-attending between 3 & 9 months - Adults	1,726	3,665	47.1%	49.8%	52.0%	50.4%
% of FP17s for Band 1 Urgent Courses	420	4,711	8.9%	10.4%	9.5%	9.1%
% of FP17s Relating to Free Repair or Replacements	52	4,711	1.1%	0.9%	0.7%	0.8%
% of FP17s Relating to Continuations	84	4,711	1.8%	1.4%	1.2%	1.3%
% of Patients satisfied with the dentistry they have received	8	8	N/A	93.0%	92.9%	92.7%
% of Patients satisfied with the time they had to wait for an appointment	6	8	N/A	87.7%	88.8%	88.8%

* This is based on patients treated on this contract for their most recent course of treatment. Figures in italics indicate the base number of FP17s or Patient Questionnaire responses are less than 100. N/A is shown where the base number of responses is less than 10 during the period. % is calculated as Quantity/Base number*100

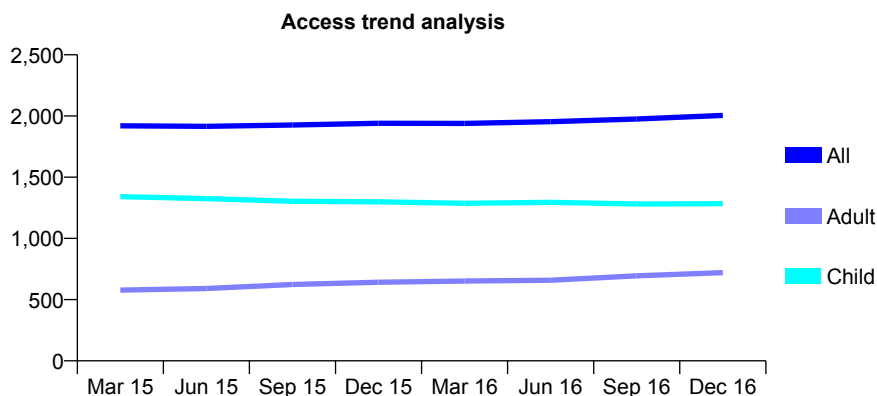
Q66 - Vital Signs At a Glance Contract Report for 174033/0001 - December 2016

Name or company name	El-Nashar Dental Care Ltd
Contract type name	GDS Contract
Purpose of contract	General
Contract start date	01/01/2008
Contract end date	

16/17 Contracted general activity (UDA)	7,000
Carry forward general activity (UDA)	211
16/17 Contracted orthodontic activity (UOA)	0
Carry forward orthodontic activity (UOA)	0
Baseline contract value	£229,830.62

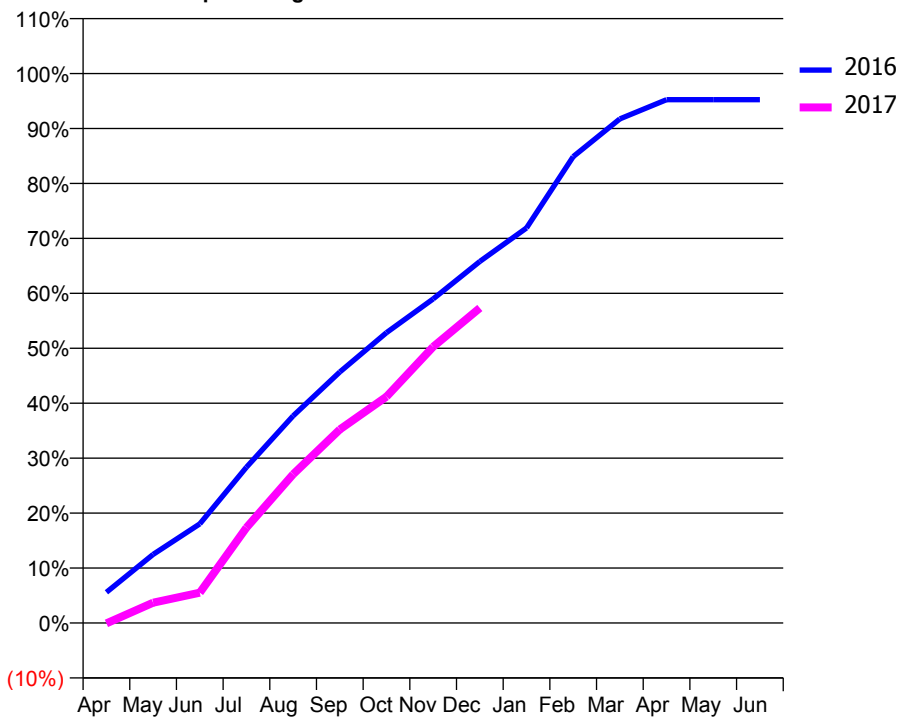
ACCESS*

Patients seen in 24 months	Total	Change since previous quarter
Quarter ending December 2015	1,941	
Quarter ending March 2016	1,939	→
Quarter ending June 2016	1,954	→
Quarter ending September 2016	1,976	→
Quarter ending December 2016	2,005	→
Variance since December 2015	3.3%	↑



ACTIVITY

Cumulative percentage of contracted UDA delivered 2016 & 2017



Month	Adjusted Scheduled Activity (UDA)	
	2016	2017
April	392	-6
May	873	260
June	1,264	387
July	1,985	1,216
August	2,639	1,896
September	3,198	2,465
October	3,699	2,883
November	4,128	3,519
December	4,607	4,013
January	5,033	
February	5,942	
March	6,422	
April	6,666	
May	6,667	
June	6,667	

QUALITY

	Quantity	Base Number	Contract	AT	Region	England
% of FP17s for the same patient ID Re-attending within 3 months - Children	224	1,965	11.4%	10.5%	11.9%	12.4%
% of FP17s for the same patient ID Re-attending within 3 months - Adults	126	732	17.2%	15.9%	16.5%	16.6%
% of FP17s for the same patient ID Re-attending between 3 & 9 months - Children	1,404	1,965	71.5%	58.4%	60.2%	57.5%
% of FP17s for the same patient ID Re-attending between 3 & 9 months - Adults	417	732	57.0%	49.8%	52.0%	50.4%
% of FP17s for Band 1 Urgent Courses	129	2,491	5.2%	10.4%	9.5%	9.1%
% of FP17s Relating to Free Repair or Replacements	14	2,491	0.6%	0.9%	0.7%	0.8%
% of FP17s Relating to Continuations	7	2,491	0.3%	1.4%	1.2%	1.3%
% of Patients satisfied with the dentistry they have received	5	5	N/A	93.0%	92.9%	92.7%
% of Patients satisfied with the time they had to wait for an appointment	5	5	N/A	87.7%	88.8%	88.8%

* This is based on patients treated on this contract for their most recent course of treatment. Figures in italics indicate the base number of FP17s or Patient Questionnaire responses are less than 100. N/A is shown where the base number of responses is less than 10 during the period. % is calculated as Quantity/Base number*100

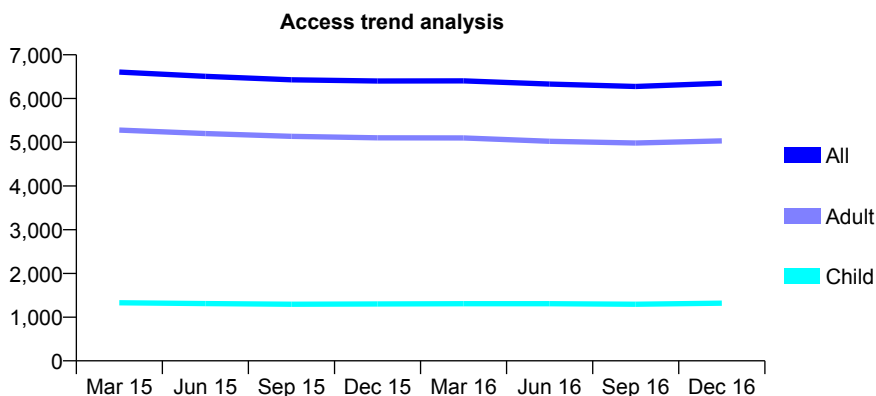
Q66 - Vital Signs At a Glance Contract Report for 174068/0001 - December 2016

Name or company name	The Treatment Centre Limited
Contract type name	GDS Contract
Purpose of contract	General
Contract start date	06/04/2012
Contract end date	

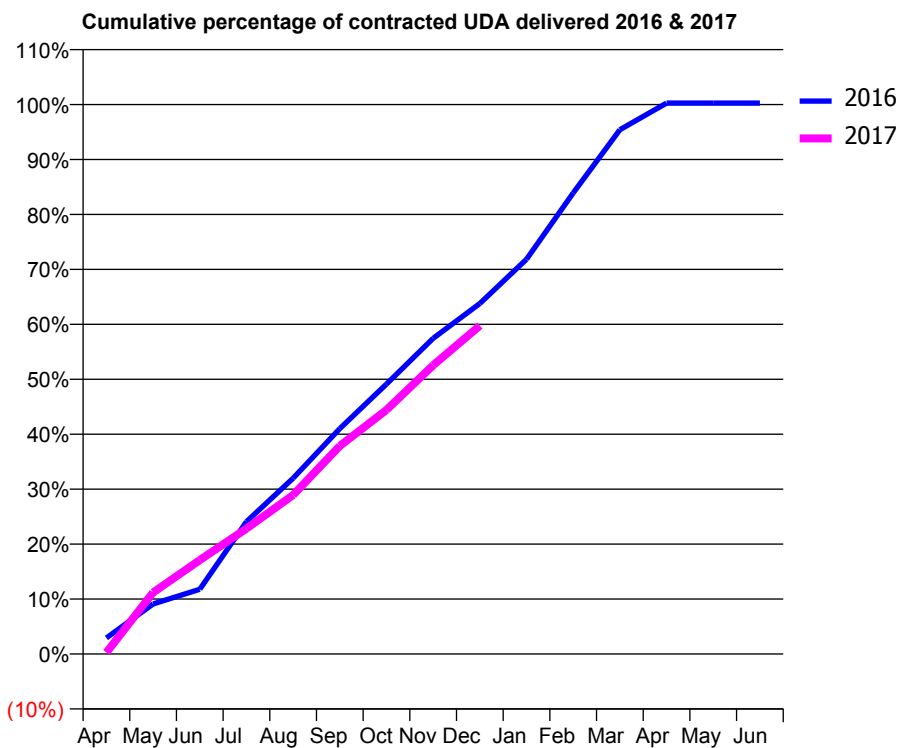
16/17 Contracted general activity (UDA)	16,062
Carry forward general activity (UDA)	-43
16/17 Contracted orthodontic activity (UOA)	0
Carry forward orthodontic activity (UOA)	0
Baseline contract value	£419,729.02

ACCESS*

Patients seen in 24 months	Total	Change since previous quarter
Quarter ending December 2015	6,401	
Quarter ending March 2016	6,403	→
Quarter ending June 2016	6,329	↓
Quarter ending September 2016	6,277	→
Quarter ending December 2016	6,350	→
Variance since December 2015	(0.8%)	→



ACTIVITY



Month	Adjusted Scheduled Activity (UDA)	
	2016	2017
April	470	43
May	1,462	1,799
June	1,892	2,745
July	3,870	3,664
August	5,139	4,648
September	6,590	6,082
October	7,893	7,135
November	9,230	8,439
December	10,245	9,599
January	11,540	
February	13,476	
March	15,323	
April	16,103	
May	16,103	
June	16,105	

QUALITY

	Quantity	Base Number	Contract	AT	Region	England
% of FP17s for the same patient ID Re-attending within 3 months - Children	35	1,159	3.0%	10.5%	11.9%	12.4%
% of FP17s for the same patient ID Re-attending within 3 months - Adults	366	4,710	7.8%	15.9%	16.5%	16.6%
% of FP17s for the same patient ID Re-attending between 3 & 9 months - Children	479	1,159	41.3%	58.4%	60.2%	57.5%
% of FP17s for the same patient ID Re-attending between 3 & 9 months - Adults	2,284	4,710	48.5%	49.8%	52.0%	50.4%
% of FP17s for Band 1 Urgent Courses	300	5,226	5.7%	10.4%	9.5%	9.1%
% of FP17s Relating to Free Repair or Replacements	82	5,226	1.6%	0.9%	0.7%	0.8%
% of FP17s Relating to Continuations	36	5,226	0.7%	1.4%	1.2%	1.3%
% of Patients satisfied with the dentistry they have received	5	5	N/A	93.0%	92.9%	92.7%
% of Patients satisfied with the time they had to wait for an appointment	5	5	N/A	87.7%	88.8%	88.8%

* This is based on patients treated on this contract for their most recent course of treatment. Figures in italics indicate the base number of FP17s or Patient Questionnaire responses are less than 100. N/A is shown where the base number of responses is less than 10 during the period. % is calculated as Quantity/Base number*100

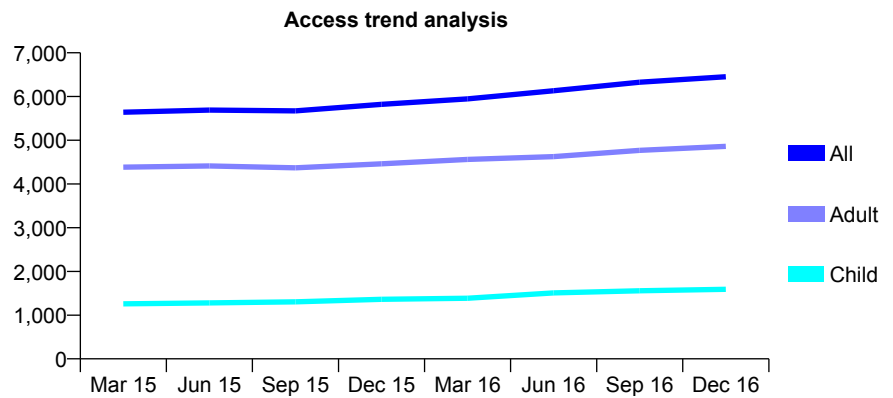
Q66 - Vital Signs At a Glance Contract Report for 174807/0001 - December 2016

Name or company name	Smile Care Paignton Ltd
Contract type name	PDS Plus Contract
Purpose of contract	General
Contract start date	23/07/2012
Contract end date	23/07/2017

16/17 Contracted general activity (UDA)	22,000
Carry forward general activity (UDA)	0
16/17 Contracted orthodontic activity (UOA)	0
Carry forward orthodontic activity (UOA)	0
Baseline contract value	£305,609.40

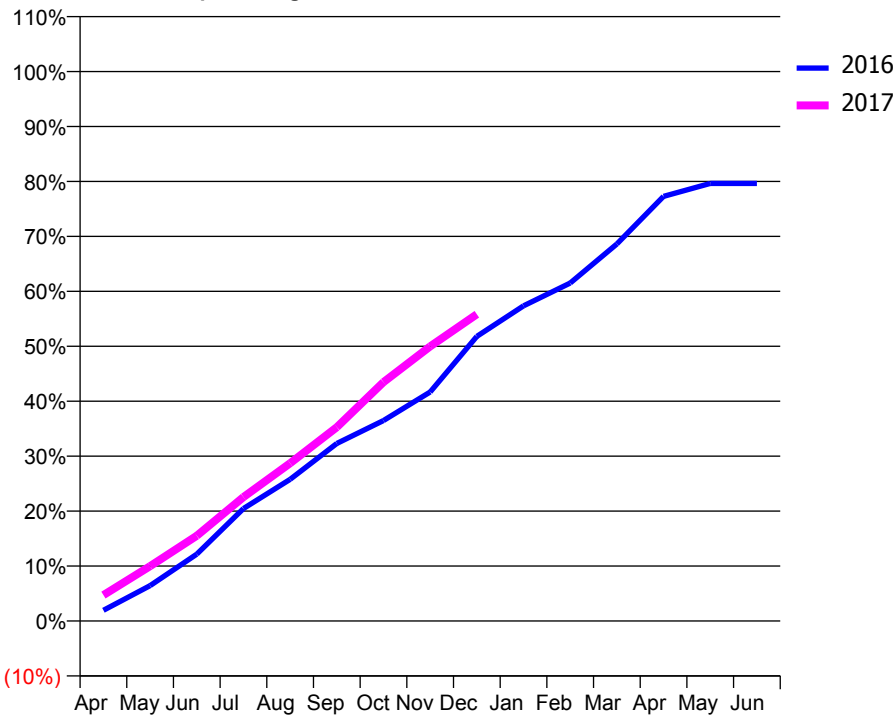
ACCESS*

Patients seen in 24 months	Total	Change since previous quarter
Quarter ending December 2015	5,821	
Quarter ending March 2016	5,946	↑
Quarter ending June 2016	6,131	↑
Quarter ending September 2016	6,326	↑
Quarter ending December 2016	6,452	→
Variance since December 2015	10.8%	↑



ACTIVITY

Cumulative percentage of contracted UDA delivered 2016 & 2017



Month	Adjusted Scheduled Activity (UDA)	
	2016	2017
April	430	1,040
May	1,415	2,196
June	2,680	3,414
July	4,502	4,964
August	5,672	6,321
September	7,111	7,762
October	8,027	9,564
November	9,168	10,997
December	11,395	12,284
January	12,618	
February	13,533	
March	15,098	
April	17,001	
May	17,518	
June	17,521	

QUALITY

	Quantity	Base Number	Contract	AT	Region	England
% of FP17s for the same patient ID Re-attending within 3 months - Children	149	1,645	9.1%	10.5%	11.9%	12.4%
% of FP17s for the same patient ID Re-attending within 3 months - Adults	1,121	5,430	20.6%	15.9%	16.5%	16.6%
% of FP17s for the same patient ID Re-attending between 3 & 9 months - Children	635	1,645	38.6%	58.4%	60.2%	57.5%
% of FP17s for the same patient ID Re-attending between 3 & 9 months - Adults	1,980	5,430	36.5%	49.8%	52.0%	50.4%
% of FP17s for Band 1 Urgent Courses	617	5,419	11.4%	10.4%	9.5%	9.1%
% of FP17s Relating to Free Repair or Replacements	80	5,419	1.5%	0.9%	0.7%	0.8%
% of FP17s Relating to Continuations	220	5,419	4.1%	1.4%	1.2%	1.3%
% of Patients satisfied with the dentistry they have received	8	11	72.7%	93.0%	92.9%	92.7%
% of Patients satisfied with the time they had to wait for an appointment	10	11	90.9%	87.7%	88.8%	88.8%

* This is based on patients treated on this contract for their most recent course of treatment. Figures in italics indicate the base number of FP17s or Patient Questionnaire responses are less than 100. N/A is shown where the base number of responses is less than 10 during the period. % is calculated as Quantity/Base number*100

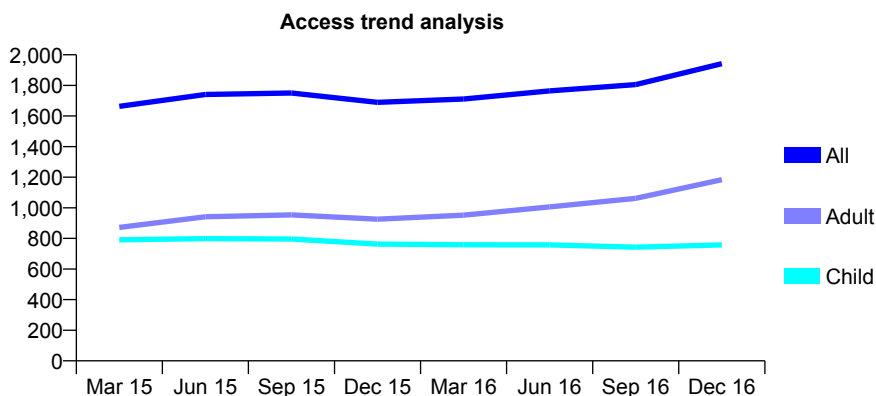
Q66 - Vital Signs At a Glance Contract Report for 174807/0002 - December 2016

Name or company name	Smile Care Paignton Ltd
Contract type name	GDS Contract
Purpose of contract	General
Contract start date	05/11/2012
Contract end date	

16/17 Contracted general activity (UDA)	6,000
Carry forward general activity (UDA)	223
16/17 Contracted orthodontic activity (UOA)	0
Carry forward orthodontic activity (UOA)	0
Baseline contract value	£165,117.49

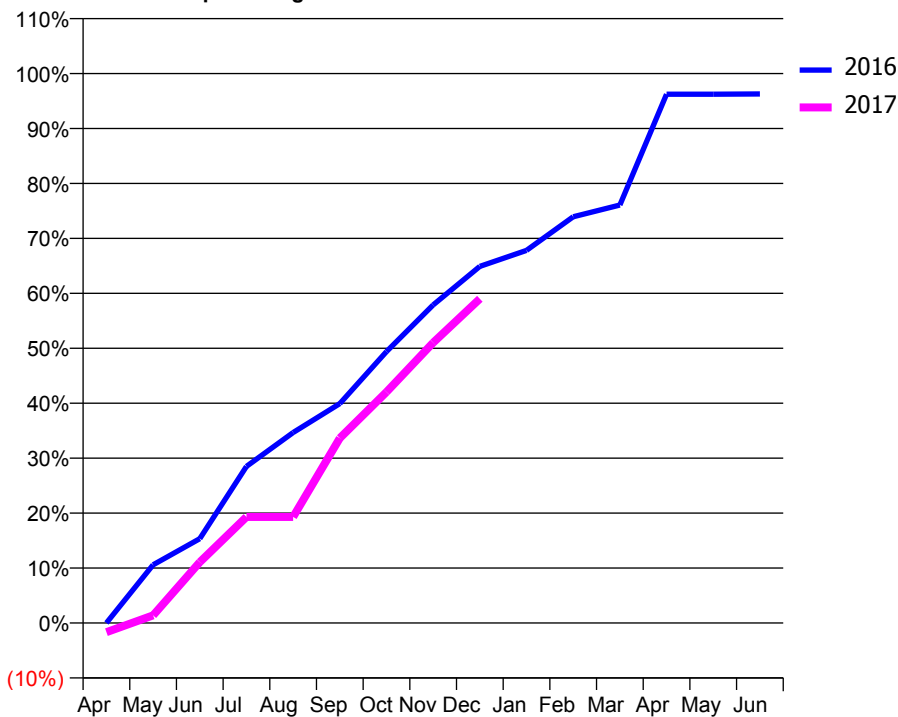
ACCESS*

Patients seen in 24 months	Total	Change since previous quarter
Quarter ending December 2015	1,689	
Quarter ending March 2016	1,711	→
Quarter ending June 2016	1,764	↑
Quarter ending September 2016	1,805	↑
Quarter ending December 2016	1,942	↑
Variance since December 2015	15.0%	↑



ACTIVITY

Cumulative percentage of contracted UDA delivered 2016 & 2017



Month	Adjusted Scheduled Activity (UDA)	
	2016	2017
April	0	-102
May	636	83
June	921	665
July	1,711	1,158
August	2,080	1,158
September	2,396	2,019
October	2,964	2,522
November	3,473	3,061
December	3,894	3,541
January	4,068	
February	4,436	
March	4,563	
April	5,774	
May	5,774	
June	5,777	

QUALITY

	Quantity	Base Number	Contract	AT	Region	England
% of FP17s for the same patient ID Re-attending within 3 months - Children	101	988	10.2%	10.5%	11.9%	12.4%
% of FP17s for the same patient ID Re-attending within 3 months - Adults	111	1,266	8.8%	15.9%	16.5%	16.6%
% of FP17s for the same patient ID Re-attending between 3 & 9 months - Children	605	988	61.2%	58.4%	60.2%	57.5%
% of FP17s for the same patient ID Re-attending between 3 & 9 months - Adults	442	1,266	34.9%	49.8%	52.0%	50.4%
% of FP17s for Band 1 Urgent Courses	99	1,833	5.4%	10.4%	9.5%	9.1%
% of FP17s Relating to Free Repair or Replacements	4	1,833	0.2%	0.9%	0.7%	0.8%
% of FP17s Relating to Continuations	17	1,833	0.9%	1.4%	1.2%	1.3%
% of Patients satisfied with the dentistry they have received	0	0	N/A	93.0%	92.9%	92.7%
% of Patients satisfied with the time they had to wait for an appointment	0	0	N/A	87.7%	88.8%	88.8%

* This is based on patients treated on this contract for their most recent course of treatment. Figures in italics indicate the base number of FP17s or Patient Questionnaire responses are less than 100. N/A is shown where the base number of responses is less than 10 during the period. % is calculated as Quantity/Base number*100

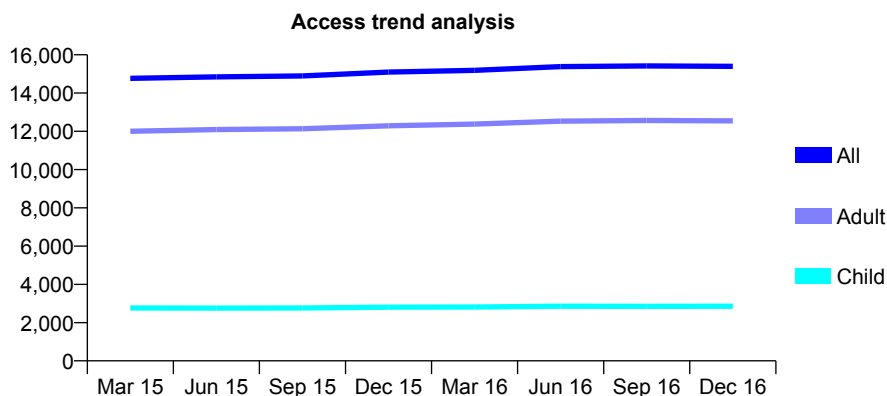
Q66 - Vital Signs At a Glance Contract Report for 175064/0001 - December 2016

Name or company name	Milehouse Dental Care Ltd
Contract type name	GDS Contract
Purpose of contract	General
Contract start date	01/09/2012
Contract end date	

16/17 Contracted general activity (UDA)	40,396
Carry forward general activity (UDA)	584
16/17 Contracted orthodontic activity (UOA)	0
Carry forward orthodontic activity (UOA)	0
Baseline contract value	£1,069,545.57

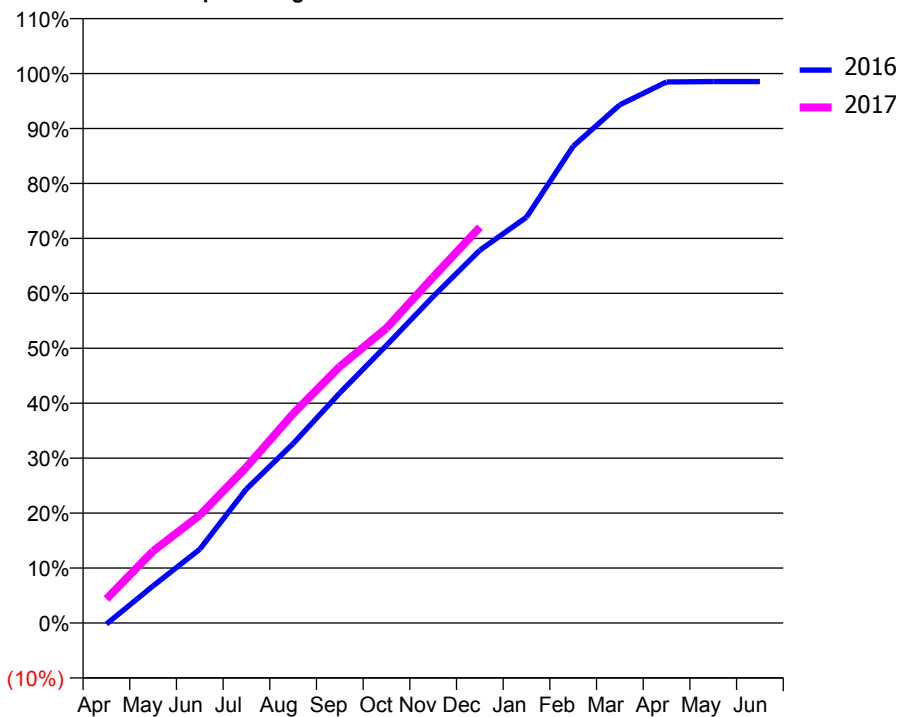
ACCESS*

Patients seen in 24 months	Total	Change since previous quarter
Quarter ending December 2015	15,095	
Quarter ending March 2016	15,186	→
Quarter ending June 2016	15,385	→
Quarter ending September 2016	15,415	→
Quarter ending December 2016	15,398	→
Variance since December 2015	2.0%	↑



ACTIVITY

Cumulative percentage of contracted UDA delivered 2016 & 2017



QUALITY

	Quantity	Base Number	Contract	AT	Region	England
% of FP17s for the same patient ID Re-attending within 3 months - Children	236	3,938	6.0%	10.5%	11.9%	12.4%
% of FP17s for the same patient ID Re-attending within 3 months - Adults	2,088	13,126	15.9%	15.9%	16.5%	16.6%
% of FP17s for the same patient ID Re-attending between 3 & 9 months - Children	2,906	3,938	73.8%	58.4%	60.2%	57.5%
% of FP17s for the same patient ID Re-attending between 3 & 9 months - Adults	4,940	13,126	37.6%	49.8%	52.0%	50.4%
% of FP17s for Band 1 Urgent Courses	1,032	16,074	6.4%	10.4%	9.5%	9.1%
% of FP17s Relating to Free Repair or Replacements	129	16,074	0.8%	0.9%	0.7%	0.8%
% of FP17s Relating to Continuations	148	16,074	0.9%	1.4%	1.2%	1.3%
% of Patients satisfied with the dentistry they have received	26	26	100.0%	93.0%	92.9%	92.7%
% of Patients satisfied with the time they had to wait for an appointment	26	26	100.0%	87.7%	88.8%	88.8%

* This is based on patients treated on this contract for their most recent course of treatment. Figures in italics indicate the base number of FP17s or Patient Questionnaire responses are less than 100. N/A is shown where the base number of responses is less than 10 during the period. % is calculated as Quantity/Base number*100

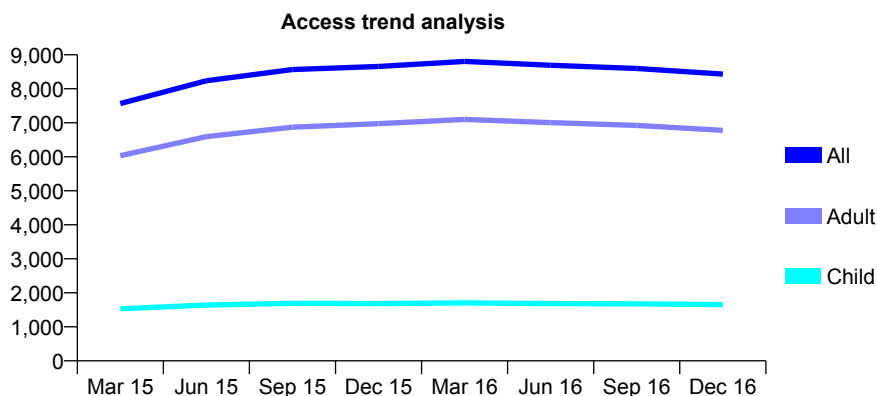
Q66 - Vital Signs At a Glance Contract Report for 175617/0001 - December 2016

Name or company name	Mr J Nuttall & Dr T Hodges
Contract type name	GDS Contract
Purpose of contract	General
Contract start date	01/04/2014
Contract end date	

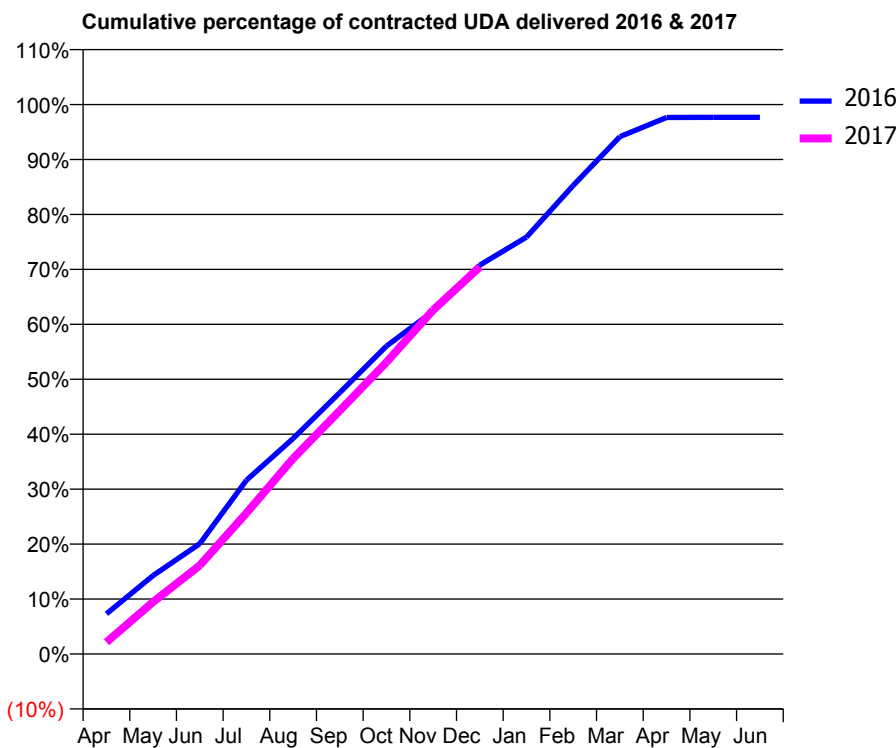
16/17 Contracted general activity (UDA)	21,000
Carry forward general activity (UDA)	433
16/17 Contracted orthodontic activity (UOA)	0
Carry forward orthodontic activity (UOA)	0
Baseline contract value	£530,195.47

ACCESS*

Patients seen in 24 months	Total	Change since previous quarter
Quarter ending December 2015	8,658	
Quarter ending March 2016	8,804	→
Quarter ending June 2016	8,691	↓
Quarter ending September 2016	8,599	↓
Quarter ending December 2016	8,434	↓
Variance since December 2015	(2.6%)	↓



ACTIVITY



Month	Adjusted Scheduled Activity (UDA)	
	2016	2017
April	1,538	453
May	2,997	1,991
June	4,217	3,388
July	6,642	5,391
August	8,239	7,474
September	9,993	9,301
October	11,771	11,154
November	13,102	13,146
December	14,861	14,796
January	15,931	
February	17,904	
March	19,772	
April	20,505	
May	20,511	
June	20,511	

QUALITY

	Quantity	Base Number	Contract	AT	Region	England
% of FP17s for the same patient ID Re-attending within 3 months - Children	68	1,669	4.1%	10.5%	11.9%	12.4%
% of FP17s for the same patient ID Re-attending within 3 months - Adults	1,133	7,048	16.1%	15.9%	16.5%	16.6%
% of FP17s for the same patient ID Re-attending between 3 & 9 months - Children	939	1,669	56.3%	58.4%	60.2%	57.5%
% of FP17s for the same patient ID Re-attending between 3 & 9 months - Adults	3,256	7,048	46.2%	49.8%	52.0%	50.4%
% of FP17s for Band 1 Urgent Courses	653	7,351	8.9%	10.4%	9.5%	9.1%
% of FP17s Relating to Free Repair or Replacements	74	7,351	1.0%	0.9%	0.7%	0.8%
% of FP17s Relating to Continuations	66	7,351	0.9%	1.4%	1.2%	1.3%
% of Patients satisfied with the dentistry they have received	22	24	91.7%	93.0%	92.9%	92.7%
% of Patients satisfied with the time they had to wait for an appointment	19	24	79.2%	87.7%	88.8%	88.8%

* This is based on patients treated on this contract for their most recent course of treatment. Figures in italics indicate the base number of FP17s or Patient Questionnaire responses are less than 100. N/A is shown where the base number of responses is less than 10 during the period. % is calculated as Quantity/Base number*100

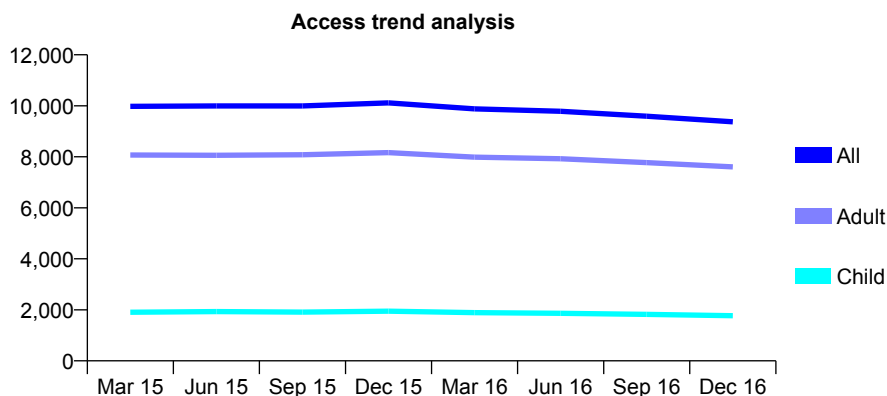
Q66 - Vital Signs At a Glance Contract Report for 175986/0001 - December 2016

Name or company name	DEN DENTAL GROUP PRACTICE LLP
Contract type name	GDS Contract
Purpose of contract	General
Contract start date	01/06/2011
Contract end date	

16/17 Contracted general activity (UDA)	26,014
Carry forward general activity (UDA)	-172
16/17 Contracted orthodontic activity (UOA)	0
Carry forward orthodontic activity (UOA)	0
Baseline contract value	£820,420.44

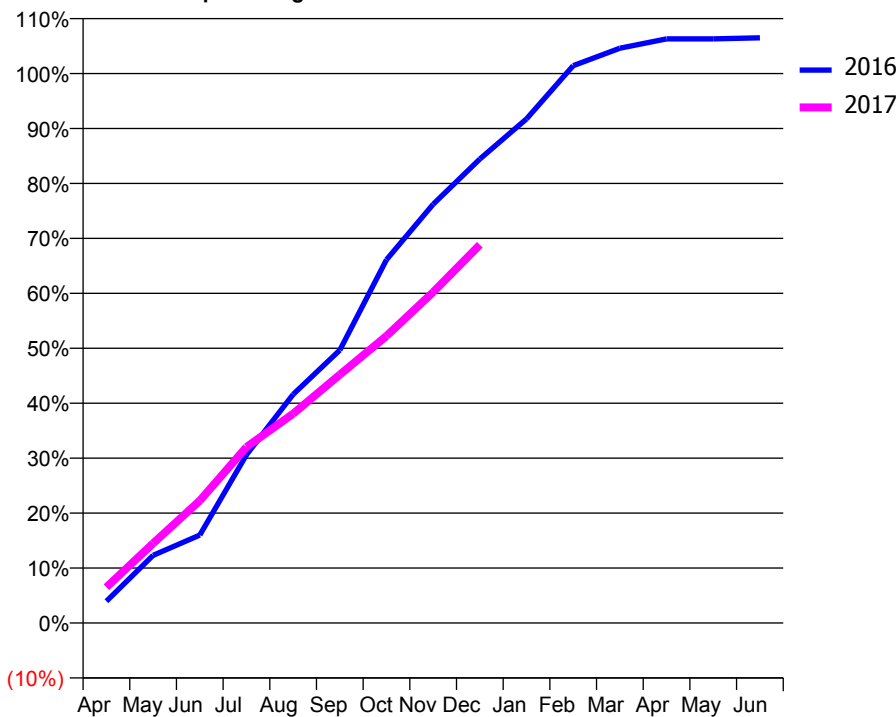
ACCESS*

Patients seen in 24 months	Total	Change since previous quarter
Quarter ending December 2015	10,115	
Quarter ending March 2016	9,878	↓
Quarter ending June 2016	9,788	→
Quarter ending September 2016	9,593	↓
Quarter ending December 2016	9,373	↓
Variance since December 2015	(7.3%)	↓



ACTIVITY

Cumulative percentage of contracted UDA delivered 2016 & 2017



Month	Adjusted Scheduled Activity (UDA)	
	2016	2017
April	1,034	1,695
May	3,207	3,770
June	4,161	5,789
July	7,962	8,329
August	10,825	9,910
September	12,919	11,761
October	17,202	13,591
November	19,823	15,662
December	21,968	17,904
January	23,867	
February	26,387	
March	27,214	
April	27,652	
May	27,654	
June	27,702	

QUALITY

	Quantity	Base Number	Contract	AT	Region	England
% of FP17s for the same patient ID Re-attending within 3 months - Children	102	1,604	6.4%	10.5%	11.9%	12.4%
% of FP17s for the same patient ID Re-attending within 3 months - Adults	1,120	7,539	14.9%	15.9%	16.5%	16.6%
% of FP17s for the same patient ID Re-attending between 3 & 9 months - Children	787	1,604	49.1%	58.4%	60.2%	57.5%
% of FP17s for the same patient ID Re-attending between 3 & 9 months - Adults	3,808	7,539	50.5%	49.8%	52.0%	50.4%
% of FP17s for Band 1 Urgent Courses	899	8,886	10.1%	10.4%	9.5%	9.1%
% of FP17s Relating to Free Repair or Replacements	66	8,886	0.7%	0.9%	0.7%	0.8%
% of FP17s Relating to Continuations	63	8,886	0.7%	1.4%	1.2%	1.3%
% of Patients satisfied with the dentistry they have received	19	20	95.0%	93.0%	92.9%	92.7%
% of Patients satisfied with the time they had to wait for an appointment	13	20	65.0%	87.7%	88.8%	88.8%

* This is based on patients treated on this contract for their most recent course of treatment. Figures in italics indicate the base number of FP17s or Patient Questionnaire responses are less than 100. N/A is shown where the base number of responses is less than 10 during the period. % is calculated as Quantity/Base number*100

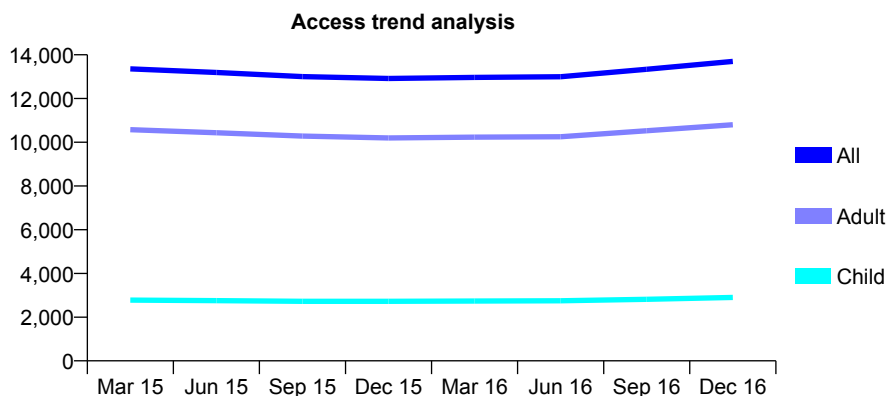
Q66 - Vital Signs At a Glance Contract Report for 175986/0002 - December 2016

Name or company name	DEN DENTAL GROUP PRACTICE LLP
Contract type name	GDS Contract
Purpose of contract	General
Contract start date	01/06/2011
Contract end date	

16/17 Contracted general activity (UDA)	34,870
Carry forward general activity (UDA)	577
16/17 Contracted orthodontic activity (UOA)	0
Carry forward orthodontic activity (UOA)	0
Baseline contract value	£1,059,945.14

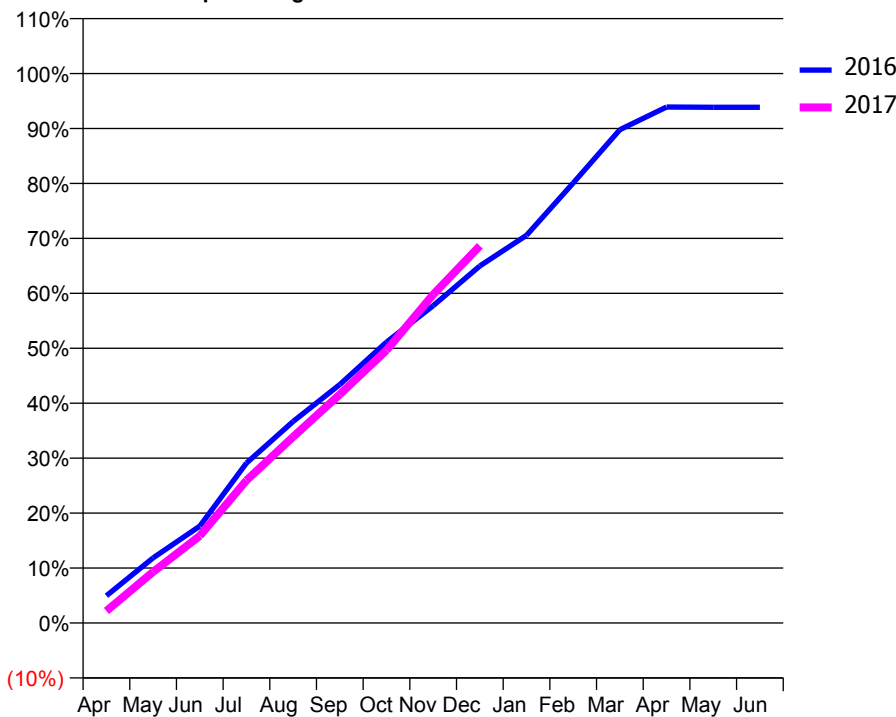
ACCESS*

Patients seen in 24 months	Total	Change since previous quarter
Quarter ending December 2015	12,919	
Quarter ending March 2016	12,967	→
Quarter ending June 2016	12,998	→
Quarter ending September 2016	13,337	↑
Quarter ending December 2016	13,697	↑
Variance since December 2015	6.0%	↑



ACTIVITY

Cumulative percentage of contracted UDA delivered 2016 & 2017



Month	Adjusted Scheduled Activity (UDA)	
	2016	2017
April	1,729	767
May	4,135	3,243
June	6,145	5,534
July	10,150	9,048
August	12,788	11,820
September	15,130	14,505
October	17,828	17,306
November	20,132	20,850
December	22,654	23,937
January	24,604	
February	27,924	
March	31,308	
April	32,745	
May	32,723	
June	32,723	

QUALITY

	Quantity	Base Number	Contract	AT	Region	England
% of FP17s for the same patient ID Re-attending within 3 months - Children	178	2,960	6.0%	10.5%	11.9%	12.4%
% of FP17s for the same patient ID Re-attending within 3 months - Adults	2,069	11,770	17.6%	15.9%	16.5%	16.6%
% of FP17s for the same patient ID Re-attending between 3 & 9 months - Children	1,361	2,960	46.0%	58.4%	60.2%	57.5%
% of FP17s for the same patient ID Re-attending between 3 & 9 months - Adults	5,351	11,770	45.5%	49.8%	52.0%	50.4%
% of FP17s for Band 1 Urgent Courses	1,560	13,957	11.2%	10.4%	9.5%	9.1%
% of FP17s Relating to Free Repair or Replacements	263	13,957	1.9%	0.9%	0.7%	0.8%
% of FP17s Relating to Continuations	110	13,957	0.8%	1.4%	1.2%	1.3%
% of Patients satisfied with the dentistry they have received	23	24	95.8%	93.0%	92.9%	92.7%
% of Patients satisfied with the time they had to wait for an appointment	23	24	95.8%	87.7%	88.8%	88.8%

* This is based on patients treated on this contract for their most recent course of treatment. Figures in italics indicate the base number of FP17s or Patient Questionnaire responses are less than 100. N/A is shown where the base number of responses is less than 10 during the period. % is calculated as Quantity/Base number*100

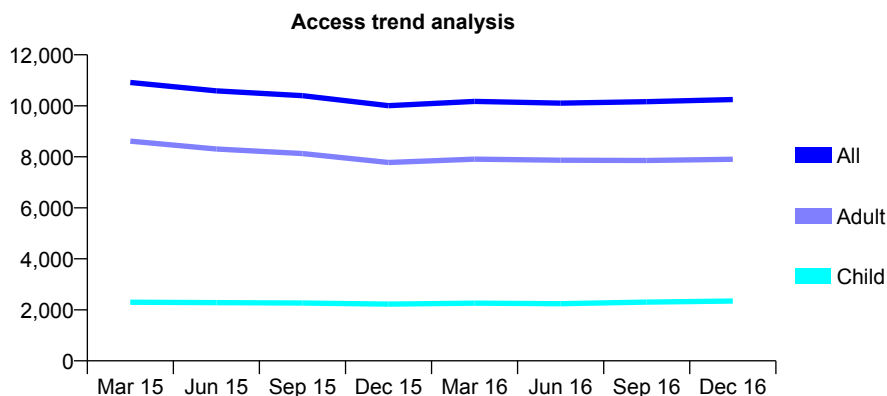
Q66 - Vital Signs At a Glance Contract Report for 175986/0004 - December 2016

Name or company name	DEN DENTAL GROUP PRACTICE LLP
Contract type name	GDS Contract
Purpose of contract	General
Contract start date	01/06/2011
Contract end date	

16/17 Contracted general activity (UDA)	28,374
Carry forward general activity (UDA)	0
16/17 Contracted orthodontic activity (UOA)	0
Carry forward orthodontic activity (UOA)	0
Baseline contract value	£776,041.81

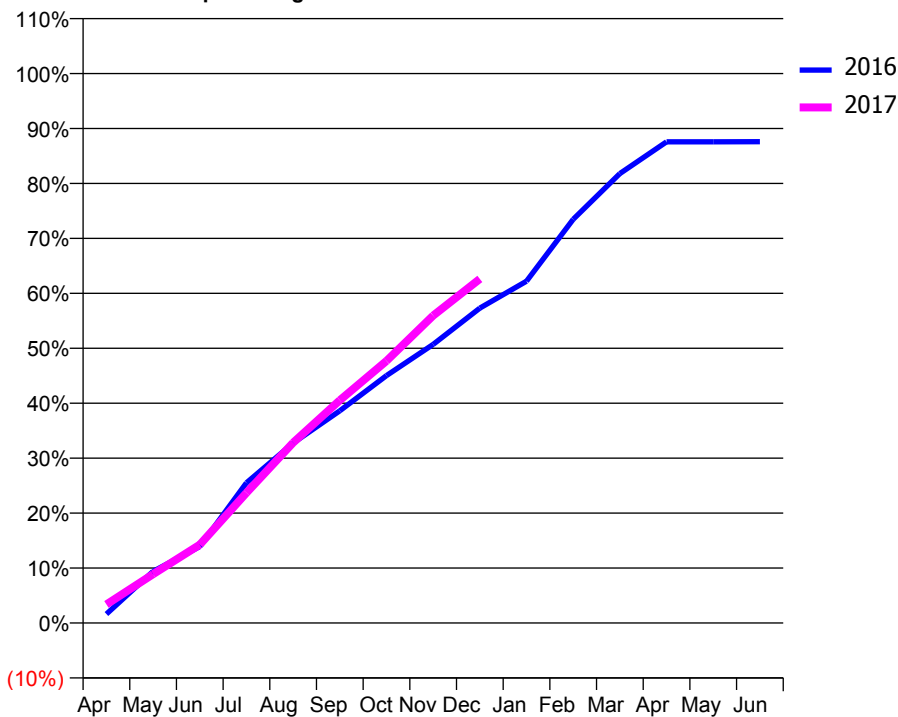
ACCESS*

Patients seen in 24 months	Total	Change since previous quarter
Quarter ending December 2015	10,003	
Quarter ending March 2016	10,172	→
Quarter ending June 2016	10,104	→
Quarter ending September 2016	10,162	→
Quarter ending December 2016	10,247	→
Variance since December 2015	2.4%	↑



ACTIVITY

Cumulative percentage of contracted UDA delivered 2016 & 2017



Adjusted Scheduled Activity (UDA)

Month	2016	2017
April	464	960
May	2,670	2,527
June	3,948	4,047
July	7,238	6,724
August	9,292	9,311
September	10,956	11,504
October	12,779	13,537
November	14,390	15,873
December	16,258	17,771
January	17,653	
February	20,844	
March	23,208	
April	24,846	
May	24,850	
June	24,851	

QUALITY

	Quantity	Base Number	Contract	AT	Region	England
% of FP17s for the same patient ID Re-attending within 3 months - Children	169	2,492	6.8%	10.5%	11.9%	12.4%
% of FP17s for the same patient ID Re-attending within 3 months - Adults	909	7,781	11.7%	15.9%	16.5%	16.6%
% of FP17s for the same patient ID Re-attending between 3 & 9 months - Children	1,250	2,492	50.2%	58.4%	60.2%	57.5%
% of FP17s for the same patient ID Re-attending between 3 & 9 months - Adults	3,747	7,781	48.2%	49.8%	52.0%	50.4%
% of FP17s for Band 1 Urgent Courses	754	9,492	7.9%	10.4%	9.5%	9.1%
% of FP17s Relating to Free Repair or Replacements	79	9,492	0.8%	0.9%	0.7%	0.8%
% of FP17s Relating to Continuations	72	9,492	0.8%	1.4%	1.2%	1.3%
% of Patients satisfied with the dentistry they have received	6	7	N/A	93.0%	92.9%	92.7%
% of Patients satisfied with the time they had to wait for an appointment	6	7	N/A	87.7%	88.8%	88.8%

* This is based on patients treated on this contract for their most recent course of treatment. Figures in italics indicate the base number of FP17s or Patient Questionnaire responses are less than 100. N/A is shown where the base number of responses is less than 10 during the period. % is calculated as Quantity/Base number*100

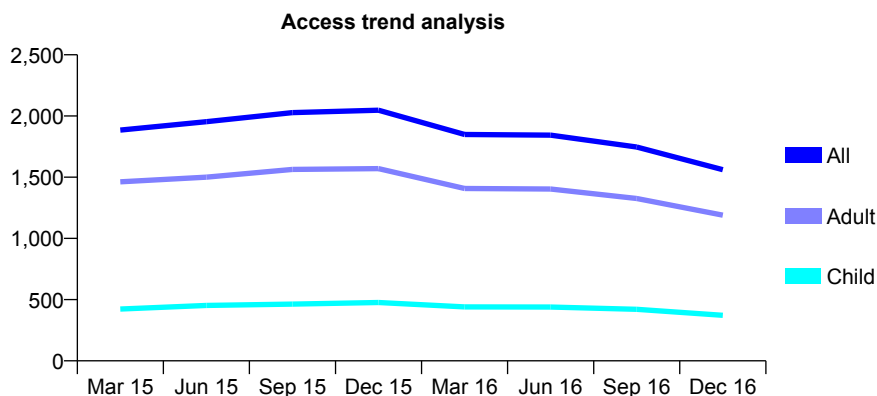
Q66 - Vital Signs At a Glance Contract Report for 175986/0005 - December 2016

Name or company name	DEN DENTAL GROUP PRACTICE LLP
Contract type name	GDS Contract
Purpose of contract	General
Contract start date	01/06/2011
Contract end date	

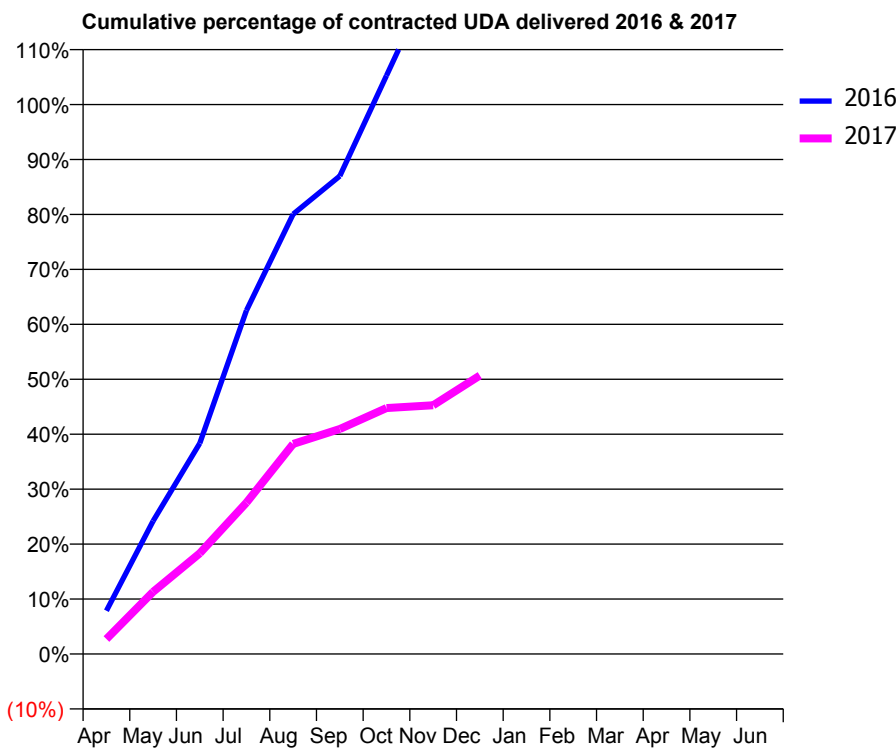
16/17 Contracted general activity (UDA)	4,676
Carry forward general activity (UDA)	-9
16/17 Contracted orthodontic activity (UOA)	0
Carry forward orthodontic activity (UOA)	0
Baseline contract value	£119,816.37

ACCESS*

Patients seen in 24 months	Total	Change since previous quarter
Quarter ending December 2015	2,047	
Quarter ending March 2016	1,849	↓
Quarter ending June 2016	1,844	→
Quarter ending September 2016	1,747	↓
Quarter ending December 2016	1,562	↓
Variance since December 2015	(23.7%)	↓



ACTIVITY



Month	Adjusted Scheduled Activity (UDA)	
	2016	2017
April	211	128
May	648	530
June	1,027	857
July	1,673	1,289
August	2,142	1,788
September	2,328	1,915
October	2,816	2,093
November	3,303	2,117
December	3,739	2,370
January	3,863	
February	4,000	
March	4,179	
April	4,348	
May	4,384	
June	4,387	

QUALITY

	Quantity	Base Number	Contract	AT	Region	England
% of FP17s for the same patient ID Re-attending within 3 months - Children	6	357	1.7%	10.5%	11.9%	12.4%
% of FP17s for the same patient ID Re-attending within 3 months - Adults	48	913	5.3%	15.9%	16.5%	16.6%
% of FP17s for the same patient ID Re-attending between 3 & 9 months - Children	186	357	52.1%	58.4%	60.2%	57.5%
% of FP17s for the same patient ID Re-attending between 3 & 9 months - Adults	448	913	49.1%	49.8%	52.0%	50.4%
% of FP17s for Band 1 Urgent Courses	55	1,135	4.8%	10.4%	9.5%	9.1%
% of FP17s Relating to Free Repair or Replacements	19	1,135	1.7%	0.9%	0.7%	0.8%
% of FP17s Relating to Continuations	4	1,135	0.4%	1.4%	1.2%	1.3%
% of Patients satisfied with the dentistry they have received	2	2	N/A	93.0%	92.9%	92.7%
% of Patients satisfied with the time they had to wait for an appointment	0	2	N/A	87.7%	88.8%	88.8%

* This is based on patients treated on this contract for their most recent course of treatment. Figures in italics indicate the base number of FP17s or Patient Questionnaire responses are less than 100. N/A is shown where the base number of responses is less than 10 during the period. % is calculated as Quantity/Base number*100

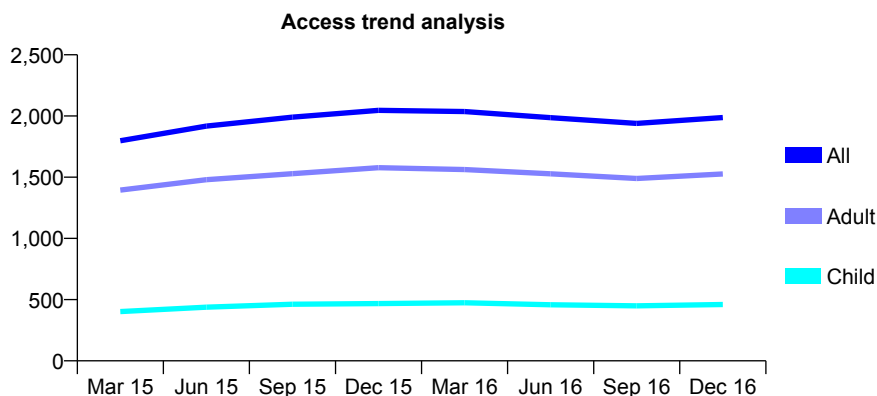
Q66 - Vital Signs At a Glance Contract Report for 175986/0006 - December 2016

Name or company name	DEN DENTAL GROUP PRACTICE LLP
Contract type name	GDS Contract
Purpose of contract	General
Contract start date	01/06/2011
Contract end date	

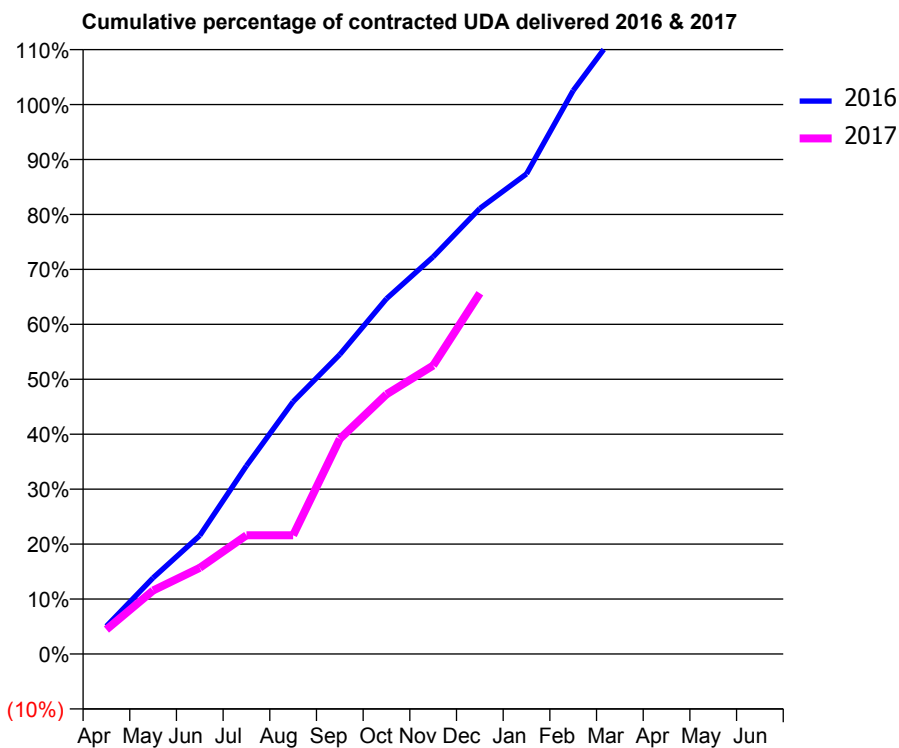
16/17 Contracted general activity (UDA)	4,500
Carry forward general activity (UDA)	0
16/17 Contracted orthodontic activity (UOA)	0
Carry forward orthodontic activity (UOA)	0
Baseline contract value	£118,242.04

ACCESS*

Patients seen in 24 months	Total	Change since previous quarter
Quarter ending December 2015	2,046	
Quarter ending March 2016	2,037	→
Quarter ending June 2016	1,986	↓
Quarter ending September 2016	1,939	↓
Quarter ending December 2016	1,987	↑
Variance since December 2015	(2.9%)	↓



ACTIVITY



Month	Adjusted Scheduled Activity (UDA)	
	2016	2017
April	228	201
May	624	520
June	970	706
July	1,542	973
August	2,066	973
September	2,453	1,762
October	2,910	2,126
November	3,252	2,363
December	3,649	2,954
January	3,931	
February	4,614	
March	5,126	
April	5,337	
May	5,337	
June	5,337	

QUALITY

	Quantity	Base Number	Contract	AT	Region	England
% of FP17s for the same patient ID Re-attending within 3 months - Children	32	450	7.1%	10.5%	11.9%	12.4%
% of FP17s for the same patient ID Re-attending within 3 months - Adults	161	1,463	11.0%	15.9%	16.5%	16.6%
% of FP17s for the same patient ID Re-attending between 3 & 9 months - Children	267	450	59.3%	58.4%	60.2%	57.5%
% of FP17s for the same patient ID Re-attending between 3 & 9 months - Adults	862	1,463	58.9%	49.8%	52.0%	50.4%
% of FP17s for Band 1 Urgent Courses	90	1,800	5.0%	10.4%	9.5%	9.1%
% of FP17s Relating to Free Repair or Replacements	11	1,800	0.6%	0.9%	0.7%	0.8%
% of FP17s Relating to Continuations	5	1,800	0.3%	1.4%	1.2%	1.3%
% of Patients satisfied with the dentistry they have received	3	3	N/A	93.0%	92.9%	92.7%
% of Patients satisfied with the time they had to wait for an appointment	3	3	N/A	87.7%	88.8%	88.8%

* This is based on patients treated on this contract for their most recent course of treatment. Figures in italics indicate the base number of FP17s or Patient Questionnaire responses are less than 100. N/A is shown where the base number of responses is less than 10 during the period. % is calculated as Quantity/Base number*100

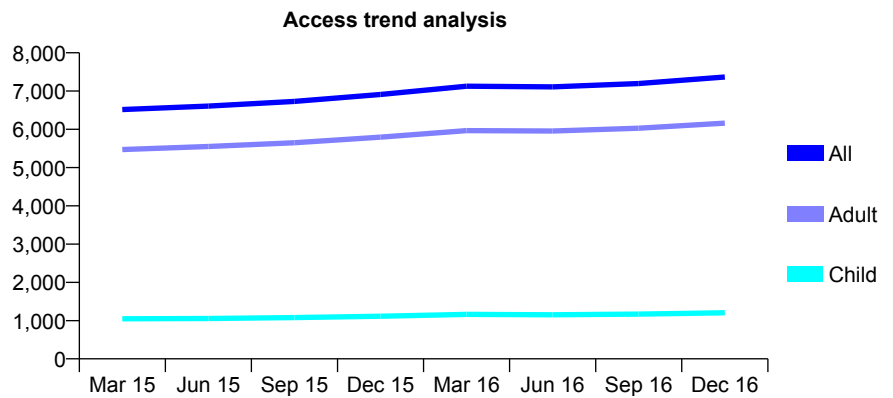
Q66 - Vital Signs At a Glance Contract Report for 175986/0007 - December 2016

Name or company name	DEN DENTAL GROUP PRACTICE LLP
Contract type name	PDS Plus Contract
Purpose of contract	General
Contract start date	01/06/2011
Contract end date	30/06/2020

16/17 Contracted general activity (UDA)	24,000
Carry forward general activity (UDA)	537
16/17 Contracted orthodontic activity (UOA)	0
Carry forward orthodontic activity (UOA)	0
Baseline contract value	£348,765.21

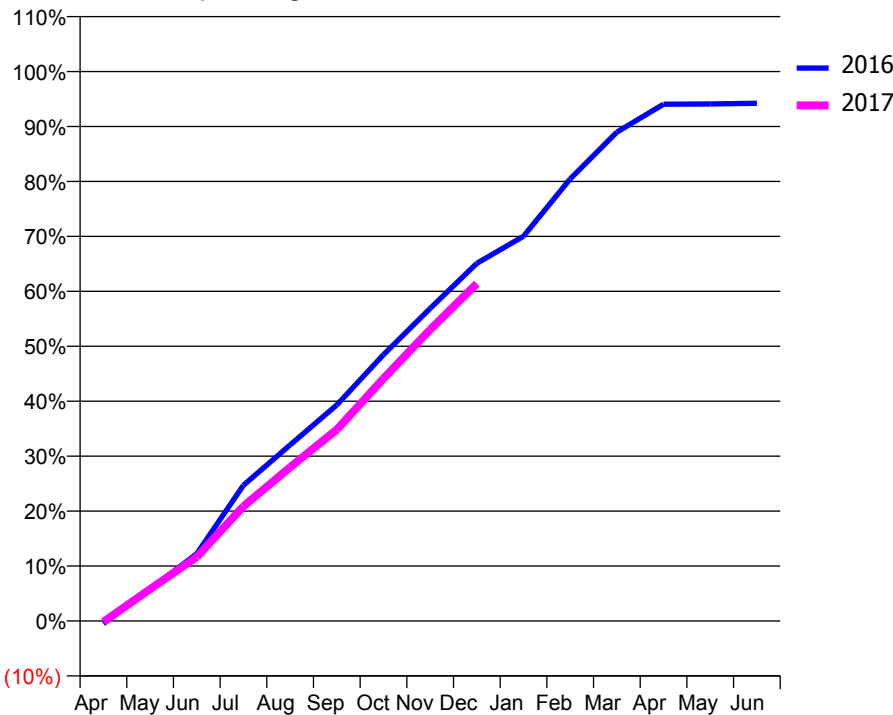
ACCESS*

Patients seen in 24 months	Total	Change since previous quarter
Quarter ending December 2015	6,910	
Quarter ending March 2016	7,128	↑
Quarter ending June 2016	7,110	→
Quarter ending September 2016	7,198	→
Quarter ending December 2016	7,366	↑
Variance since December 2015	6.6%	↑



ACTIVITY

Cumulative percentage of contracted UDA delivered 2016 & 2017



Month	Adjusted Scheduled Activity (UDA)	
	2016	2017
April	-126	-45
May	1,402	1,397
June	2,936	2,799
July	5,934	5,012
August	7,692	6,721
September	9,441	8,358
October	11,631	10,589
November	13,654	12,726
December	15,622	14,738
January	16,805	
February	19,312	
March	21,351	
April	22,570	
May	22,581	
June	22,610	

QUALITY

	Quantity	Base Number	Contract	AT	Region	England
% of FP17s for the same patient ID Re-attending within 3 months - Children	104	1,337	7.8%	10.5%	11.9%	12.4%
% of FP17s for the same patient ID Re-attending within 3 months - Adults	971	6,699	14.5%	15.9%	16.5%	16.6%
% of FP17s for the same patient ID Re-attending between 3 & 9 months - Children	804	1,337	60.1%	58.4%	60.2%	57.5%
% of FP17s for the same patient ID Re-attending between 3 & 9 months - Adults	3,854	6,699	57.5%	49.8%	52.0%	50.4%
% of FP17s for Band 1 Urgent Courses	744	7,442	10.0%	10.4%	9.5%	9.1%
% of FP17s Relating to Free Repair or Replacements	97	7,442	1.3%	0.9%	0.7%	0.8%
% of FP17s Relating to Continuations	35	7,442	0.5%	1.4%	1.2%	1.3%
% of Patients satisfied with the dentistry they have received	20	21	95.2%	93.0%	92.9%	92.7%
% of Patients satisfied with the time they had to wait for an appointment	20	21	95.2%	87.7%	88.8%	88.8%

* This is based on patients treated on this contract for their most recent course of treatment. Figures in italics indicate the base number of FP17s or Patient Questionnaire responses are less than 100. N/A is shown where the base number of responses is less than 10 during the period. % is calculated as Quantity/Base number*100

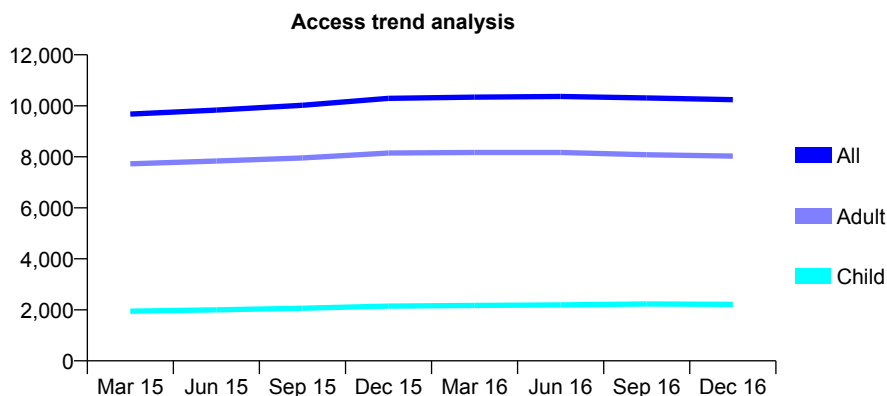
Q66 - Vital Signs At a Glance Contract Report for 175986/0008 - December 2016

Name or company name	DEN DENTAL GROUP PRACTICE LLP
Contract type name	PDS Plus Contract
Purpose of contract	General
Contract start date	01/06/2011
Contract end date	30/06/2020

16/17 Contracted general activity (UDA)	27,000
Carry forward general activity (UDA)	246
16/17 Contracted orthodontic activity (UOA)	0
Carry forward orthodontic activity (UOA)	0
Baseline contract value	£392,361.85

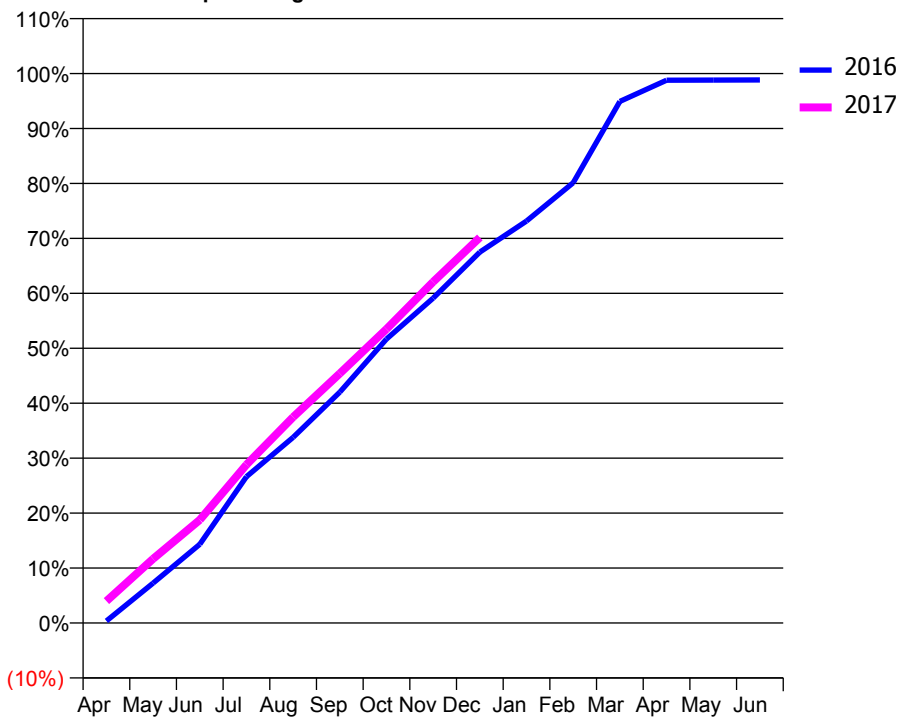
ACCESS*

Patients seen in 24 months	Total	Change since previous quarter
Quarter ending December 2015	10,295	
Quarter ending March 2016	10,340	→
Quarter ending June 2016	10,366	→
Quarter ending September 2016	10,310	→
Quarter ending December 2016	10,243	→
Variance since December 2015	(0.5%)	→



ACTIVITY

Cumulative percentage of contracted UDA delivered 2016 & 2017



Month	Adjusted Scheduled Activity (UDA)	
	2016	2017
April	102	1,077
May	1,959	3,152
June	3,866	5,067
July	7,193	7,781
August	9,125	10,118
September	11,345	12,264
October	13,949	14,441
November	15,966	16,764
December	18,222	18,945
January	19,751	
February	21,630	
March	25,631	
April	26,672	
May	26,678	
June	26,681	

QUALITY

	Quantity	Base Number	Contract	AT	Region	England
% of FP17s for the same patient ID Re-attending within 3 months - Children	132	2,549	5.2%	10.5%	11.9%	12.4%
% of FP17s for the same patient ID Re-attending within 3 months - Adults	1,068	9,113	11.7%	15.9%	16.5%	16.6%
% of FP17s for the same patient ID Re-attending between 3 & 9 months - Children	1,763	2,549	69.2%	58.4%	60.2%	57.5%
% of FP17s for the same patient ID Re-attending between 3 & 9 months - Adults	5,935	9,113	65.1%	49.8%	52.0%	50.4%
% of FP17s for Band 1 Urgent Courses	837	11,083	7.6%	10.4%	9.5%	9.1%
% of FP17s Relating to Free Repair or Replacements	104	11,083	0.9%	0.9%	0.7%	0.8%
% of FP17s Relating to Continuations	65	11,083	0.6%	1.4%	1.2%	1.3%
% of Patients satisfied with the dentistry they have received	51	52	98.1%	93.0%	92.9%	92.7%
% of Patients satisfied with the time they had to wait for an appointment	46	52	88.5%	87.7%	88.8%	88.8%

* This is based on patients treated on this contract for their most recent course of treatment. Figures in italics indicate the base number of FP17s or Patient Questionnaire responses are less than 100. N/A is shown where the base number of responses is less than 10 during the period. % is calculated as Quantity/Base number*100

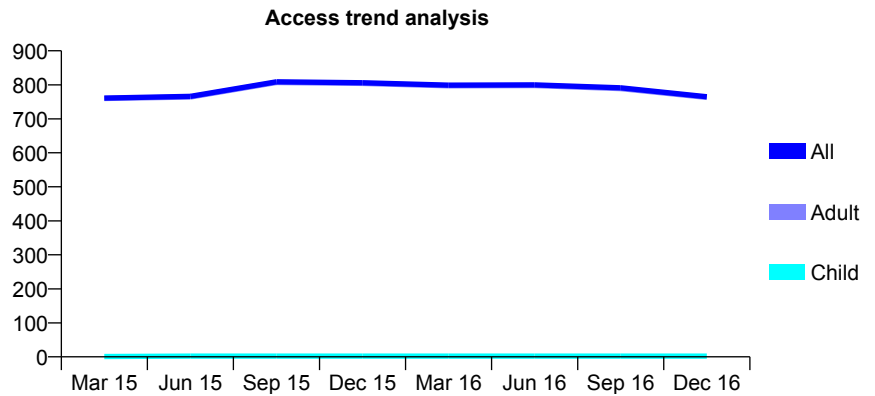
Q66 - Vital Signs At a Glance Contract Report for 175986/0009 - December 2016

Name or company name	DEN DENTAL GROUP PRACTICE LLP
Contract type name	PDS Contract
Purpose of contract	General
Contract start date	01/06/2012
Contract end date	31/05/2022

16/17 Contracted general activity (UDA)	3,000
Carry forward general activity (UDA)	0
16/17 Contracted orthodontic activity (UOA)	0
Carry forward orthodontic activity (UOA)	0
Baseline contract value	£185,217.83

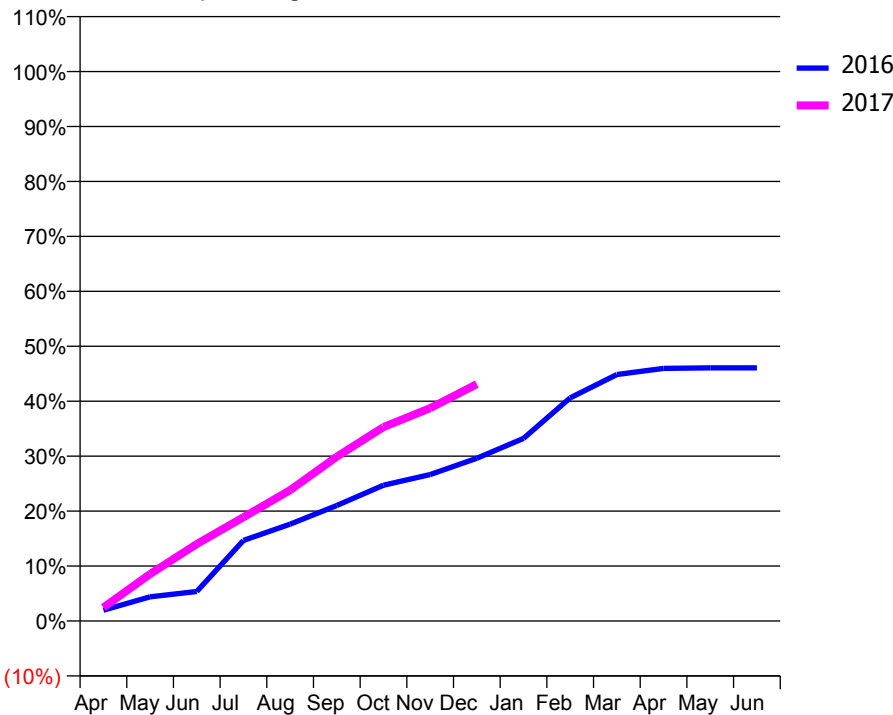
ACCESS*

Patients seen in 24 months	Total	Change since previous quarter
Quarter ending December 2015	806	
Quarter ending March 2016	799	→
Quarter ending June 2016	800	→
Quarter ending September 2016	791	↓
Quarter ending December 2016	765	↓
Variance since December 2015	(5.1%)	↓



ACTIVITY

Cumulative percentage of contracted UDA delivered 2016 & 2017



Month	Adjusted Scheduled Activity (UDA)	
	2016	2017
April	59	74
May	132	257
June	161	421
July	440	567
August	529	715
September	631	897
October	742	1,059
November	800	1,162
December	889	1,294
January	997	
February	1,218	
March	1,346	
April	1,379	
May	1,382	
June	1,382	

QUALITY

	Quantity	Base Number	Contract	AT	Region	England
% of FP17s for the same patient ID Re-attending within 3 months - Children	0	1	0.0%	10.5%	11.9%	12.4%
% of FP17s for the same patient ID Re-attending within 3 months - Adults	32	510	6.3%	15.9%	16.5%	16.6%
% of FP17s for the same patient ID Re-attending between 3 & 9 months - Children	1	1	100.0%	58.4%	60.2%	57.5%
% of FP17s for the same patient ID Re-attending between 3 & 9 months - Adults	150	510	29.4%	49.8%	52.0%	50.4%
% of FP17s for Band 1 Urgent Courses	58	487	11.9%	10.4%	9.5%	9.1%
% of FP17s Relating to Free Repair or Replacements	3	487	0.6%	0.9%	0.7%	0.8%
% of FP17s Relating to Continuations	2	487	0.4%	1.4%	1.2%	1.3%
% of Patients satisfied with the dentistry they have received	3	3	N/A	93.0%	92.9%	92.7%
% of Patients satisfied with the time they had to wait for an appointment	3	3	N/A	87.7%	88.8%	88.8%

* This is based on patients treated on this contract for their most recent course of treatment. Figures in italics indicate the base number of FP17s or Patient Questionnaire responses are less than 100. N/A is shown where the base number of responses is less than 10 during the period. % is calculated as Quantity/Base number*100

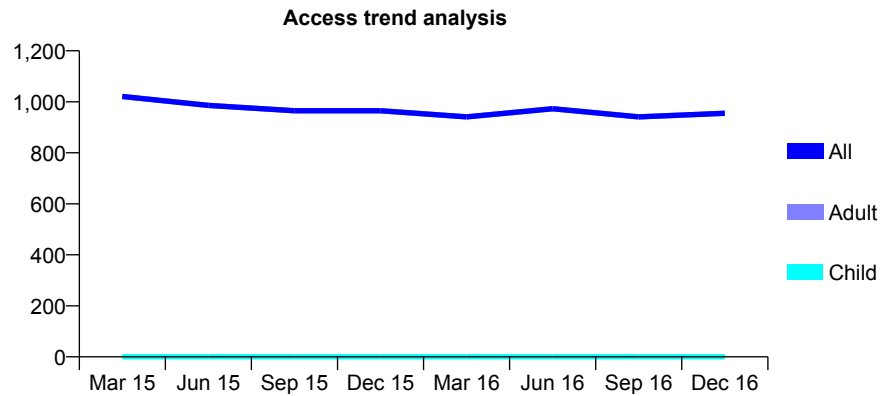
Q66 - Vital Signs At a Glance Contract Report for 176001/0001 - December 2016

Name or company name	Dental Home Visits Cornwall
Contract type name	PDS Contract
Purpose of contract	General
Contract start date	01/04/2012
Contract end date	31/03/2017

16/17 Contracted general activity (UDA)	2,388
Carry forward general activity (UDA)	-27
16/17 Contracted orthodontic activity (UOA)	0
Carry forward orthodontic activity (UOA)	0
Baseline contract value	£145,330.78

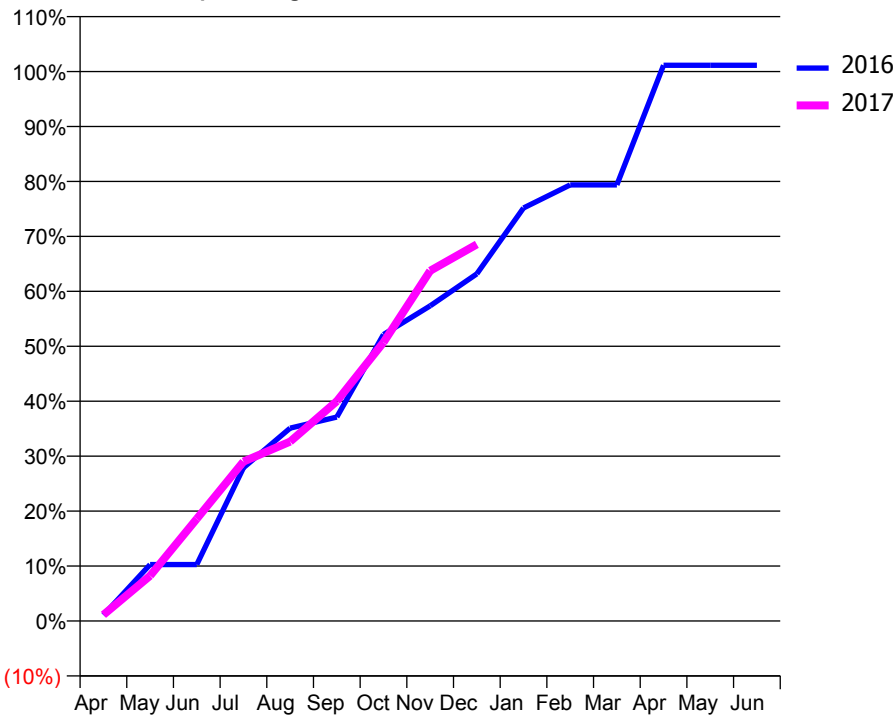
ACCESS*

Patients seen in 24 months	Total	Change since previous quarter
Quarter ending December 2015	965	
Quarter ending March 2016	941	↓
Quarter ending June 2016	973	↑
Quarter ending September 2016	941	↓
Quarter ending December 2016	955	→
Variance since December 2015	(1.0%)	↓



ACTIVITY

Cumulative percentage of contracted UDA delivered 2016 & 2017



Month	Adjusted Scheduled Activity (UDA)	
	2016	2017
April	26	27
May	245	197
June	245	444
July	666	693
August	838	780
September	886	955
October	1,245	1,211
November	1,369	1,522
December	1,509	1,637
January	1,795	
February	1,895	
March	1,895	
April	2,415	
May	2,415	
June	2,415	

QUALITY

	Quantity	Base Number	Contract	AT	Region	England
% of FP17s for the same patient ID Re-attending within 3 months - Children	0	0	N/A	10.5%	11.9%	12.4%
% of FP17s for the same patient ID Re-attending within 3 months - Adults	134	688	19.5%	15.9%	16.5%	16.6%
% of FP17s for the same patient ID Re-attending between 3 & 9 months - Children	0	0	N/A	58.4%	60.2%	57.5%
% of FP17s for the same patient ID Re-attending between 3 & 9 months - Adults	120	688	17.4%	49.8%	52.0%	50.4%
% of FP17s for Band 1 Urgent Courses	129	509	25.3%	10.4%	9.5%	9.1%
% of FP17s Relating to Free Repair or Replacements	1	509	0.2%	0.9%	0.7%	0.8%
% of FP17s Relating to Continuations	13	509	2.6%	1.4%	1.2%	1.3%
% of Patients satisfied with the dentistry they have received	1	1	N/A	93.0%	92.9%	92.7%
% of Patients satisfied with the time they had to wait for an appointment	1	1	N/A	87.7%	88.8%	88.8%

* This is based on patients treated on this contract for their most recent course of treatment. Figures in italics indicate the base number of FP17s or Patient Questionnaire responses are less than 100. N/A is shown where the base number of responses is less than 10 during the period. % is calculated as Quantity/Base number*100

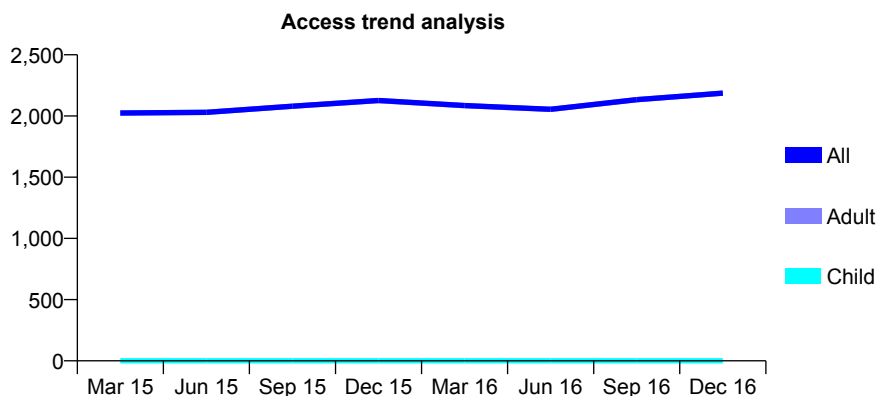
Q66 - Vital Signs At a Glance Contract Report for 176001/0002 - December 2016

Name or company name	Dental Home Visits Cornwall
Contract type name	PDS Contract
Purpose of contract	General
Contract start date	01/04/2012
Contract end date	31/03/2017

16/17 Contracted general activity (UDA)	3,816
Carry forward general activity (UDA)	-58
16/17 Contracted orthodontic activity (UOA)	0
Carry forward orthodontic activity (UOA)	0
Baseline contract value	£217,980.84

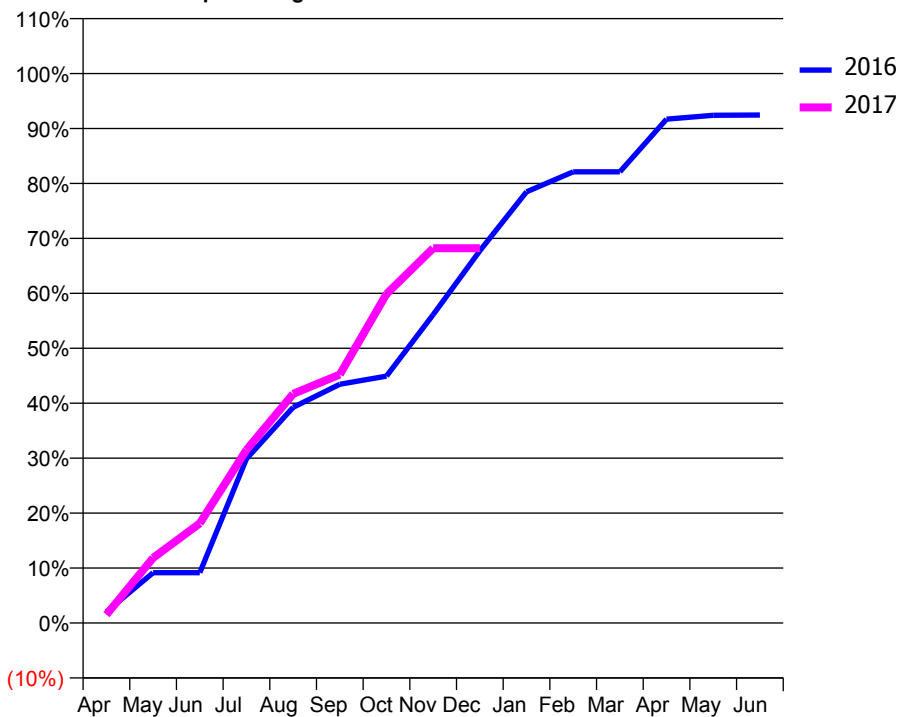
ACCESS*

Patients seen in 24 months	Total	Change since previous quarter
Quarter ending December 2015	2,127	
Quarter ending March 2016	2,085	↓
Quarter ending June 2016	2,055	↓
Quarter ending September 2016	2,133	↑
Quarter ending December 2016	2,187	↑
Variance since December 2015	2.8%	↑



ACTIVITY

Cumulative percentage of contracted UDA delivered 2016 & 2017



Month	Adjusted Scheduled Activity (UDA)	
	2016	2017
April	78	58
May	350	452
June	350	692
July	1,140	1,202
August	1,498	1,592
September	1,658	1,725
October	1,714	2,285
November	2,141	2,602
December	2,585	2,602
January	2,995	
February	3,133	
March	3,133	
April	3,499	
May	3,526	
June	3,528	

QUALITY

	Quantity	Base Number	Contract	AT	Region	England
% of FP17s for the same patient ID Re-attending within 3 months - Children	1	2	50.0%	10.5%	11.9%	12.4%
% of FP17s for the same patient ID Re-attending within 3 months - Adults	131	1,439	9.1%	15.9%	16.5%	16.6%
% of FP17s for the same patient ID Re-attending between 3 & 9 months - Children	0	2	0.0%	58.4%	60.2%	57.5%
% of FP17s for the same patient ID Re-attending between 3 & 9 months - Adults	348	1,439	24.2%	49.8%	52.0%	50.4%
% of FP17s for Band 1 Urgent Courses	136	1,096	12.4%	10.4%	9.5%	9.1%
% of FP17s Relating to Free Repair or Replacements	9	1,096	0.8%	0.9%	0.7%	0.8%
% of FP17s Relating to Continuations	6	1,096	0.5%	1.4%	1.2%	1.3%
% of Patients satisfied with the dentistry they have received	10	10	100.0%	93.0%	92.9%	92.7%
% of Patients satisfied with the time they had to wait for an appointment	9	10	90.0%	87.7%	88.8%	88.8%

* This is based on patients treated on this contract for their most recent course of treatment. Figures in italics indicate the base number of FP17s or Patient Questionnaire responses are less than 100. N/A is shown where the base number of responses is less than 10 during the period. % is calculated as Quantity/Base number*100

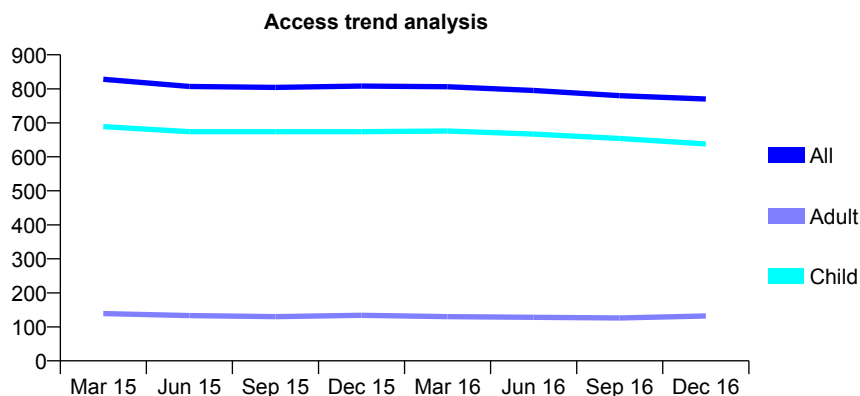
Q66 - Vital Signs At a Glance Contract Report for 177091/0001 - December 2016

Name or company name	Highland Dental Care Ltd
Contract type name	GDS Contract
Purpose of contract	General
Contract start date	01/08/2007
Contract end date	

16/17 Contracted general activity (UDA)	1,537
Carry forward general activity (UDA)	-31
16/17 Contracted orthodontic activity (UOA)	0
Carry forward orthodontic activity (UOA)	0
Baseline contract value	£37,215.78

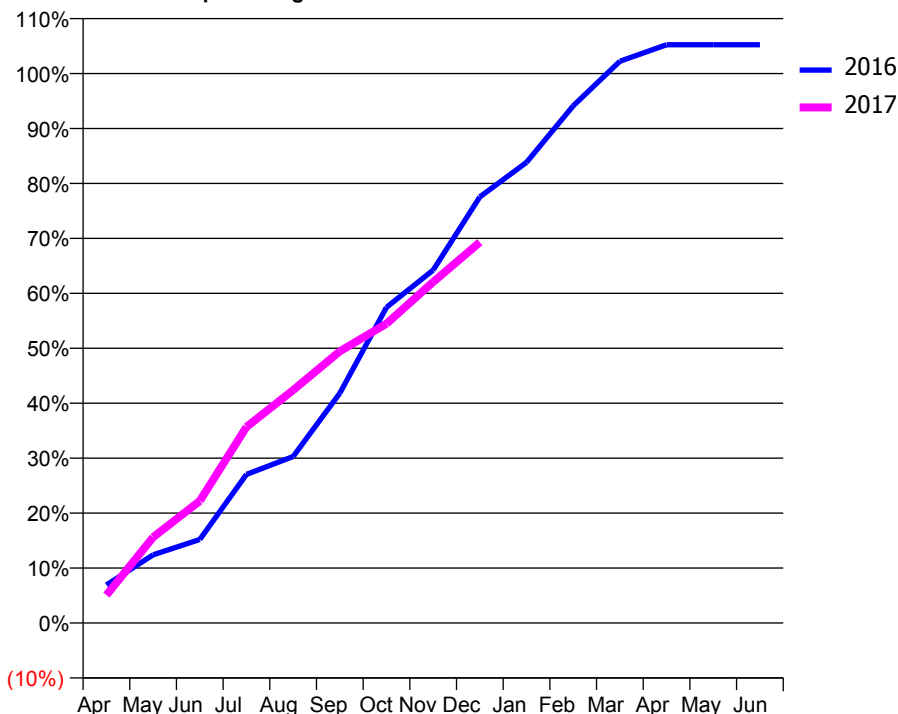
ACCESS*

Patients seen in 24 months	Total	Change since previous quarter
Quarter ending December 2015	808	
Quarter ending March 2016	806	→
Quarter ending June 2016	795	↓
Quarter ending September 2016	780	↓
Quarter ending December 2016	770	↓
Variance since December 2015	(4.7%)	↓



ACTIVITY

Cumulative percentage of contracted UDA delivered 2016 & 2017



Month	Adjusted Scheduled Activity (UDA)	
	2016	2017
April	106	78
May	191	240
June	234	342
July	416	549
August	466	652
September	643	760
October	883	837
November	987	954
December	1,192	1,065
January	1,288	
February	1,447	
March	1,571	
April	1,617	
May	1,617	
June	1,617	

QUALITY

	Quantity	Base Number	Contract	AT	Region	England
% of FP17s for the same patient ID Re-attending within 3 months - Children	45	723	6.2%	10.5%	11.9%	12.4%
% of FP17s for the same patient ID Re-attending within 3 months - Adults	2	59	3.4%	15.9%	16.5%	16.6%
% of FP17s for the same patient ID Re-attending between 3 & 9 months - Children	435	723	60.2%	58.4%	60.2%	57.5%
% of FP17s for the same patient ID Re-attending between 3 & 9 months - Adults	29	59	49.2%	49.8%	52.0%	50.4%
% of FP17s for Band 1 Urgent Courses	10	733	1.4%	10.4%	9.5%	9.1%
% of FP17s Relating to Free Repair or Replacements	1	733	0.1%	0.9%	0.7%	0.8%
% of FP17s Relating to Continuations	0	733	0.0%	1.4%	1.2%	1.3%
% of Patients satisfied with the dentistry they have received	2	2	N/A	93.0%	92.9%	92.7%
% of Patients satisfied with the time they had to wait for an appointment	2	2	N/A	87.7%	88.8%	88.8%

* This is based on patients treated on this contract for their most recent course of treatment. Figures in italics indicate the base number of FP17s or Patient Questionnaire responses are less than 100. N/A is shown where the base number of responses is less than 10 during the period. % is calculated as Quantity/Base number*100

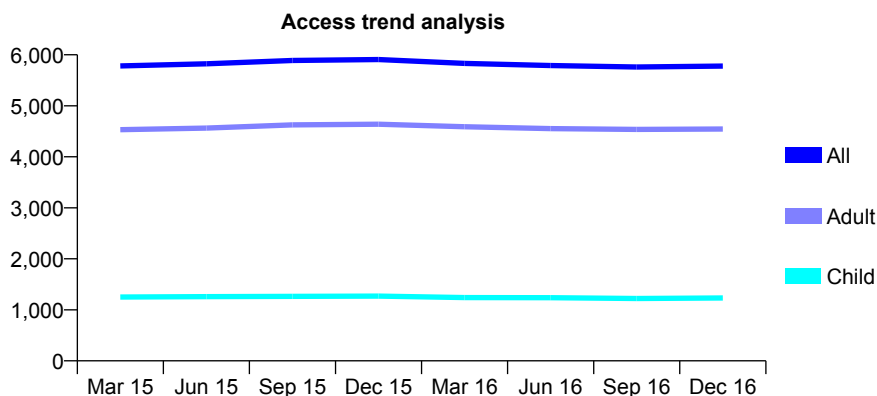
Q66 - Vital Signs At a Glance Contract Report for 178500/0001 - December 2016

Name or company name	Addy Dental Care Ltd
Contract type name	GDS Contract
Purpose of contract	General
Contract start date	01/05/2008
Contract end date	

16/17 Contracted general activity (UDA)	17,018
Carry forward general activity (UDA)	166
16/17 Contracted orthodontic activity (UOA)	0
Carry forward orthodontic activity (UOA)	0
Baseline contract value	£494,917.66

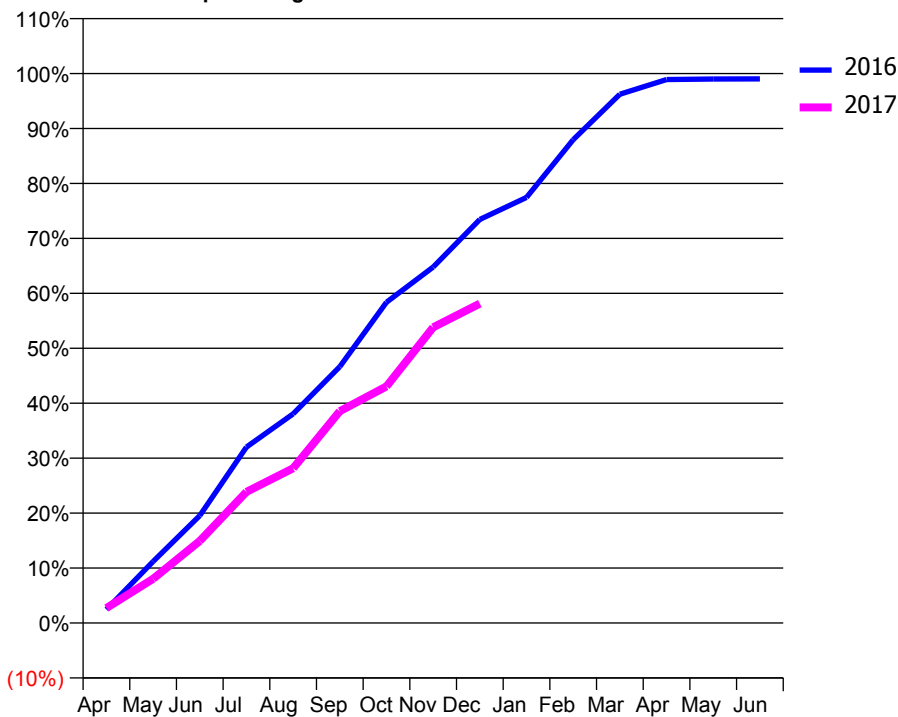
ACCESS*

Patients seen in 24 months	Total	Change since previous quarter
Quarter ending December 2015	5,908	
Quarter ending March 2016	5,831	↓
Quarter ending June 2016	5,789	→
Quarter ending September 2016	5,760	→
Quarter ending December 2016	5,778	→
Variance since December 2015	(2.2%)	↓



ACTIVITY

Cumulative percentage of contracted UDA delivered 2016 & 2017



Month	Adjusted Scheduled Activity (UDA)	
	2016	2017
April	421	464
May	1,906	1,367
June	3,325	2,541
July	5,450	4,063
August	6,476	4,791
September	7,941	6,559
October	9,933	7,326
November	11,023	9,157
December	12,500	9,892
January	13,179	
February	14,970	
March	16,377	
April	16,832	
May	16,849	
June	16,852	

QUALITY

	Quantity	Base Number	Contract	AT	Region	England
% of FP17s for the same patient ID Re-attending within 3 months - Children	71	1,150	6.2%	10.5%	11.9%	12.4%
% of FP17s for the same patient ID Re-attending within 3 months - Adults	611	4,230	14.4%	15.9%	16.5%	16.6%
% of FP17s for the same patient ID Re-attending between 3 & 9 months - Children	597	1,150	51.9%	58.4%	60.2%	57.5%
% of FP17s for the same patient ID Re-attending between 3 & 9 months - Adults	1,995	4,230	47.2%	49.8%	52.0%	50.4%
% of FP17s for Band 1 Urgent Courses	422	5,142	8.2%	10.4%	9.5%	9.1%
% of FP17s Relating to Free Repair or Replacements	81	5,142	1.6%	0.9%	0.7%	0.8%
% of FP17s Relating to Continuations	74	5,142	1.4%	1.4%	1.2%	1.3%
% of Patients satisfied with the dentistry they have received	6	6	N/A	93.0%	92.9%	92.7%
% of Patients satisfied with the time they had to wait for an appointment	6	6	N/A	87.7%	88.8%	88.8%

* This is based on patients treated on this contract for their most recent course of treatment. Figures in italics indicate the base number of FP17s or Patient Questionnaire responses are less than 100. N/A is shown where the base number of responses is less than 10 during the period. % is calculated as Quantity/Base number*100

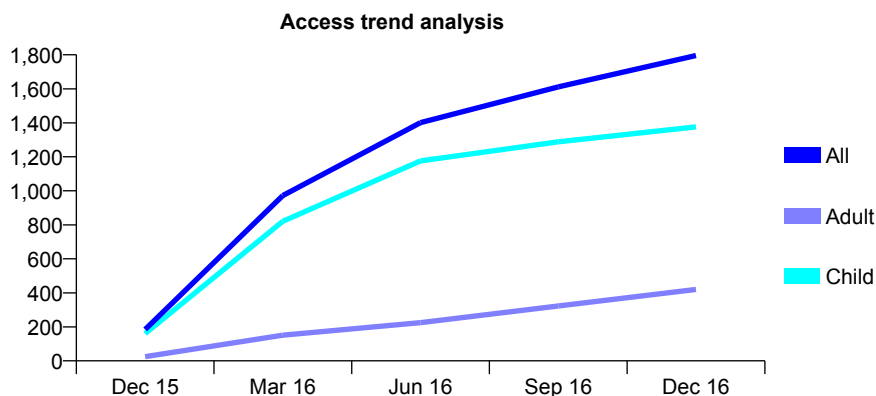
Q66 - Vital Signs At a Glance Contract Report for 178926/0001 - December 2016

Name or company name	Madford Lane Partnership
Contract type name	GDS Contract
Purpose of contract	General
Contract start date	01/12/2015
Contract end date	

16/17 Contracted general activity (UDA)	4,250
Carry forward general activity (UDA)	58
16/17 Contracted orthodontic activity (UOA)	0
Carry forward orthodontic activity (UOA)	0
Baseline contract value	£107,082.97

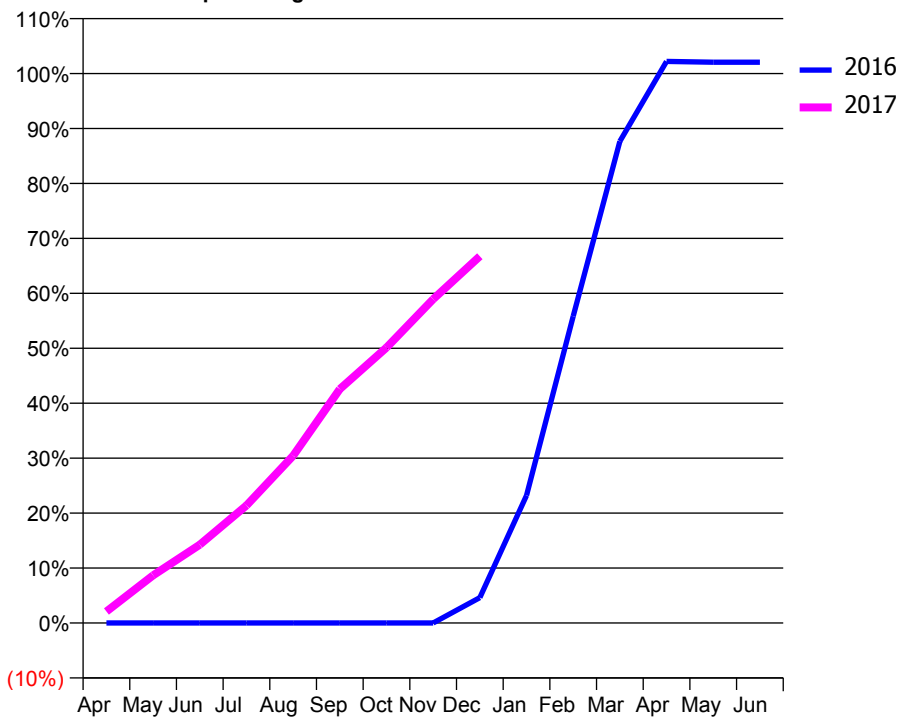
ACCESS*

Patients seen in 24 months	Total	Change since previous quarter
Quarter ending December 2015	185	
Quarter ending March 2016	972	↑
Quarter ending June 2016	1,401	↑
Quarter ending September 2016	1,611	↑
Quarter ending December 2016	1,796	↑
Variance since December 2015	870.8%	↑



ACTIVITY

Cumulative percentage of contracted UDA delivered 2016 & 2017



Month	Adjusted Scheduled Activity (UDA)	
	2016	2017
April	0	90
May	0	369
June	0	606
July	0	909
August	0	1,294
September	0	1,810
October	0	2,131
November	0	2,504
December	65	2,837
January	329	
February	790	
March	1,241	
April	1,447	
May	1,445	
June	1,445	

QUALITY

	Quantity	Base Number	Contract	AT	Region	England
% of FP17s for the same patient ID Re-attending within 3 months - Children	91	1,898	4.8%	10.5%	11.9%	12.4%
% of FP17s for the same patient ID Re-attending within 3 months - Adults	39	436	8.9%	15.9%	16.5%	16.6%
% of FP17s for the same patient ID Re-attending between 3 & 9 months - Children	1,021	1,898	53.8%	58.4%	60.2%	57.5%
% of FP17s for the same patient ID Re-attending between 3 & 9 months - Adults	193	436	44.3%	49.8%	52.0%	50.4%
% of FP17s for Band 1 Urgent Courses	71	2,177	3.3%	10.4%	9.5%	9.1%
% of FP17s Relating to Free Repair or Replacements	0	2,177	0.0%	0.9%	0.7%	0.8%
% of FP17s Relating to Continuations	0	2,177	0.0%	1.4%	1.2%	1.3%
% of Patients satisfied with the dentistry they have received	1	1	N/A	93.0%	92.9%	92.7%
% of Patients satisfied with the time they had to wait for an appointment	1	1	N/A	87.7%	88.8%	88.8%

* This is based on patients treated on this contract for their most recent course of treatment. Figures in italics indicate the base number of FP17s or Patient Questionnaire responses are less than 100. N/A is shown where the base number of responses is less than 10 during the period. % is calculated as Quantity/Base number*100

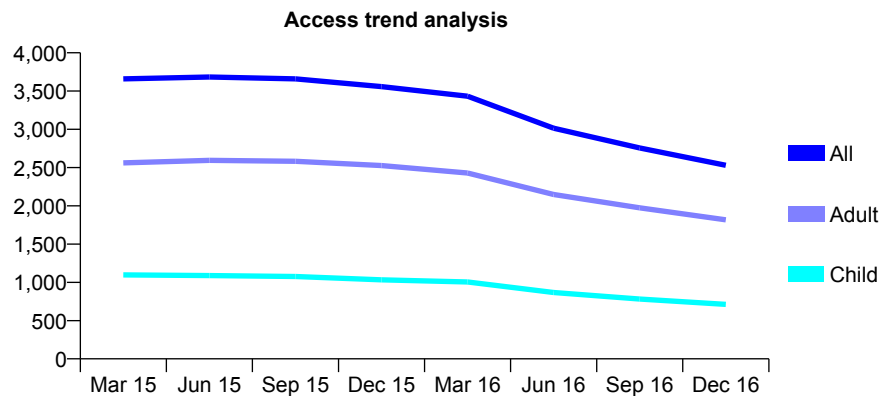
Q66 - Vital Signs At a Glance Contract Report for 179639/0001 - December 2016

Name or company name	Meneage Dental Care Limited
Contract type name	GDS Contract
Purpose of contract	General
Contract start date	31/03/2012
Contract end date	

16/17 Contracted general activity (UDA)	7,912
Carry forward general activity (UDA)	344
16/17 Contracted orthodontic activity (UOA)	0
Carry forward orthodontic activity (UOA)	0
Baseline contract value	£205,227.38

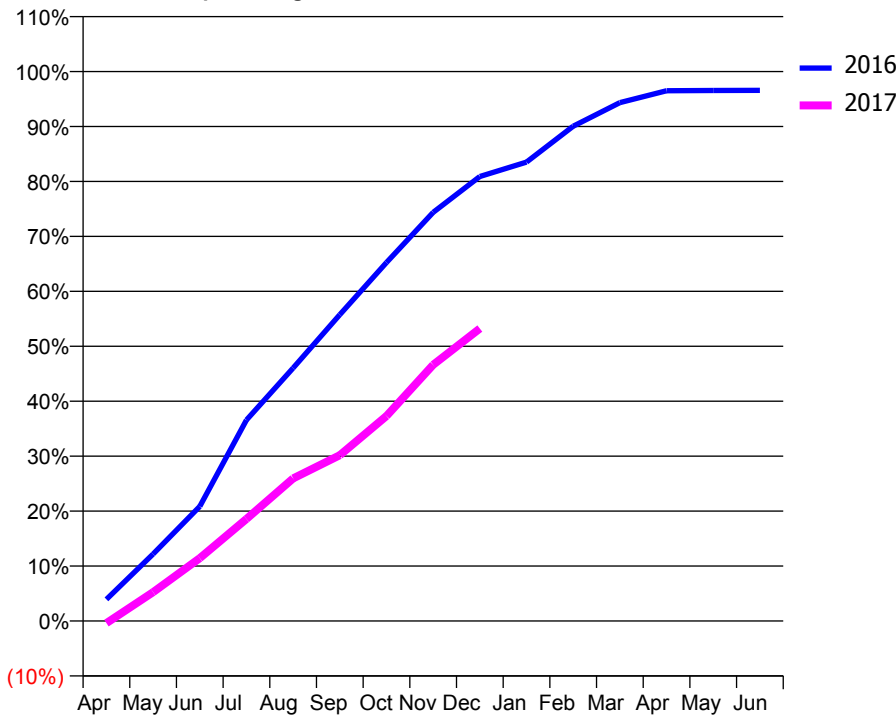
ACCESS*

Patients seen in 24 months	Total	Change since previous quarter
Quarter ending December 2015	3,559	
Quarter ending March 2016	3,433	↓
Quarter ending June 2016	3,015	↓
Quarter ending September 2016	2,756	↓
Quarter ending December 2016	2,529	↓
Variance since December 2015	(28.9%)	↓



ACTIVITY

Cumulative percentage of contracted UDA delivered 2016 & 2017



Month	Adjusted Scheduled Activity (UDA)	
	2016	2017
April	413	-31
May	1,281	416
June	2,190	905
July	3,842	1,470
August	4,835	2,054
September	5,855	2,388
October	6,851	2,953
November	7,808	3,689
December	8,493	4,211
January	8,768	
February	9,454	
March	9,906	
April	10,132	
May	10,138	
June	10,140	

QUALITY

	Quantity	Base Number	Contract	AT	Region	England
% of FP17s for the same patient ID Re-attending within 3 months - Children	57	736	7.7%	10.5%	11.9%	12.4%
% of FP17s for the same patient ID Re-attending within 3 months - Adults	193	1,586	12.2%	15.9%	16.5%	16.6%
% of FP17s for the same patient ID Re-attending between 3 & 9 months - Children	510	736	69.3%	58.4%	60.2%	57.5%
% of FP17s for the same patient ID Re-attending between 3 & 9 months - Adults	1,000	1,586	63.1%	49.8%	52.0%	50.4%
% of FP17s for Band 1 Urgent Courses	91	2,181	4.2%	10.4%	9.5%	9.1%
% of FP17s Relating to Free Repair or Replacements	27	2,181	1.2%	0.9%	0.7%	0.8%
% of FP17s Relating to Continuations	12	2,181	0.6%	1.4%	1.2%	1.3%
% of Patients satisfied with the dentistry they have received	5	5	N/A	93.0%	92.9%	92.7%
% of Patients satisfied with the time they had to wait for an appointment	5	5	N/A	87.7%	88.8%	88.8%

* This is based on patients treated on this contract for their most recent course of treatment. Figures in italics indicate the base number of FP17s or Patient Questionnaire responses are less than 100. N/A is shown where the base number of responses is less than 10 during the period. % is calculated as Quantity/Base number*100

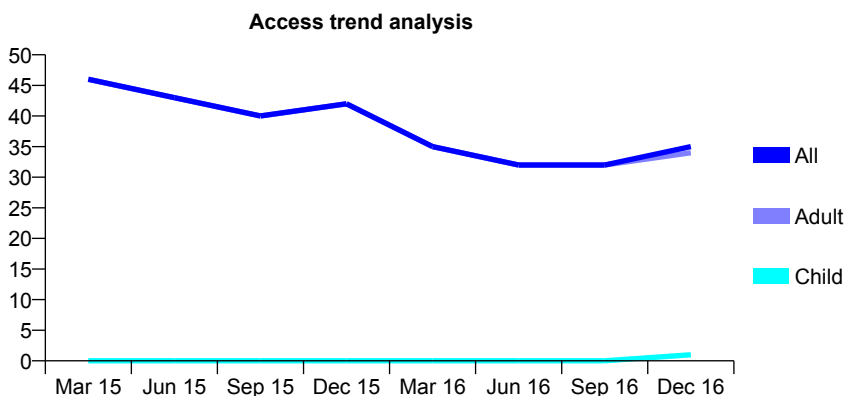
Q66 - Vital Signs At a Glance Contract Report for 179639/0002 - December 2016

Name or company name	Meneage Dental Care Limited
Contract type name	PDS Contract
Purpose of contract	General
Contract start date	31/03/2012
Contract end date	30/03/2022

16/17 Contracted general activity (UDA)	90
Carry forward general activity (UDA)	0
16/17 Contracted orthodontic activity (UOA)	0
Carry forward orthodontic activity (UOA)	0
Baseline contract value	£5,177.69

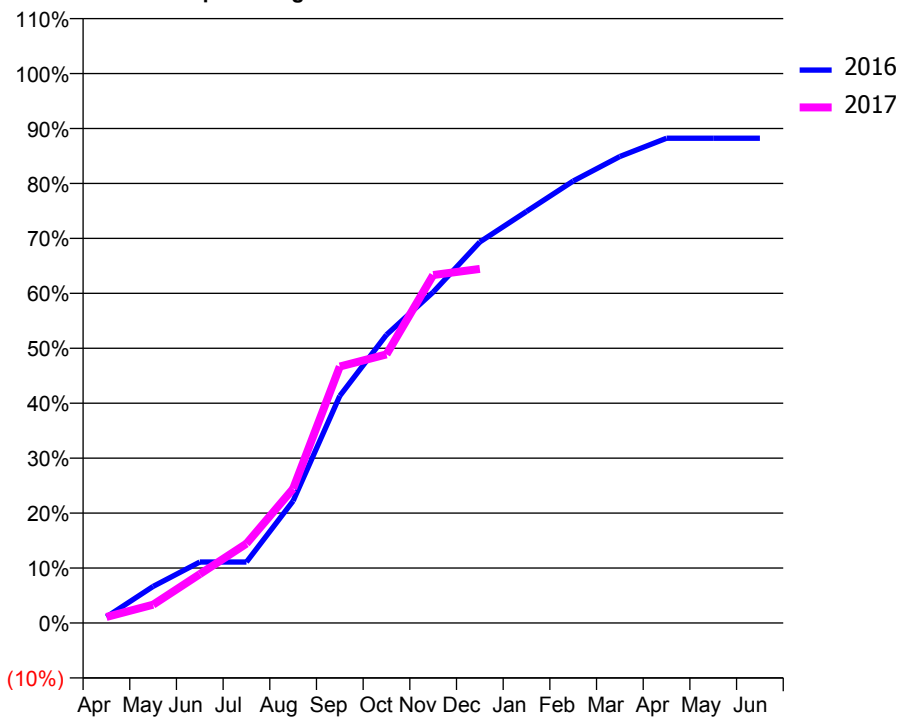
ACCESS*

Patients seen in 24 months	Total	Change since previous quarter
Quarter ending December 2015	42	
Quarter ending March 2016	35	↓
Quarter ending June 2016	32	↓
Quarter ending September 2016	32	→
Quarter ending December 2016	35	↑
Variance since December 2015	(16.7%)	↓



ACTIVITY

Cumulative percentage of contracted UDA delivered 2016 & 2017



Month	Adjusted Scheduled Activity (UDA)	
	2016	2017
April	1	1
May	6	3
June	10	8
July	10	13
August	20	22
September	37	42
October	47	44
November	54	57
December	62	58
January	67	
February	72	
March	76	
April	79	
May	79	
June	79	

QUALITY

	Quantity	Base Number	Contract	AT	Region	England
% of FP17s for the same patient ID Re-attending within 3 months - Children	0	1	0.0%	10.5%	11.9%	12.4%
% of FP17s for the same patient ID Re-attending within 3 months - Adults	8	39	20.5%	15.9%	16.5%	16.6%
% of FP17s for the same patient ID Re-attending between 3 & 9 months - Children	0	1	0.0%	58.4%	60.2%	57.5%
% of FP17s for the same patient ID Re-attending between 3 & 9 months - Adults	18	39	46.2%	49.8%	52.0%	50.4%
% of FP17s for Band 1 Urgent Courses	0	37	0.0%	10.4%	9.5%	9.1%
% of FP17s Relating to Free Repair or Replacements	0	37	0.0%	0.9%	0.7%	0.8%
% of FP17s Relating to Continuations	0	37	0.0%	1.4%	1.2%	1.3%
% of Patients satisfied with the dentistry they have received	0	0	N/A	93.0%	92.9%	92.7%
% of Patients satisfied with the time they had to wait for an appointment	0	0	N/A	87.7%	88.8%	88.8%

* This is based on patients treated on this contract for their most recent course of treatment. Figures in italics indicate the base number of FP17s or Patient Questionnaire responses are less than 100. N/A is shown where the base number of responses is less than 10 during the period. % is calculated as Quantity/Base number*100

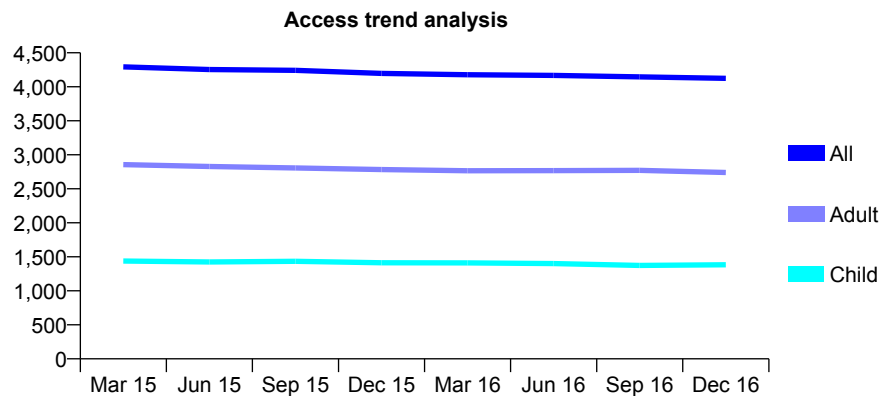
Q66 - Vital Signs At a Glance Contract Report for 180238/0001 - December 2016

Name or company name	Courtenay Dental Ltd
Contract type name	GDS Contract
Purpose of contract	General
Contract start date	01/04/2013
Contract end date	

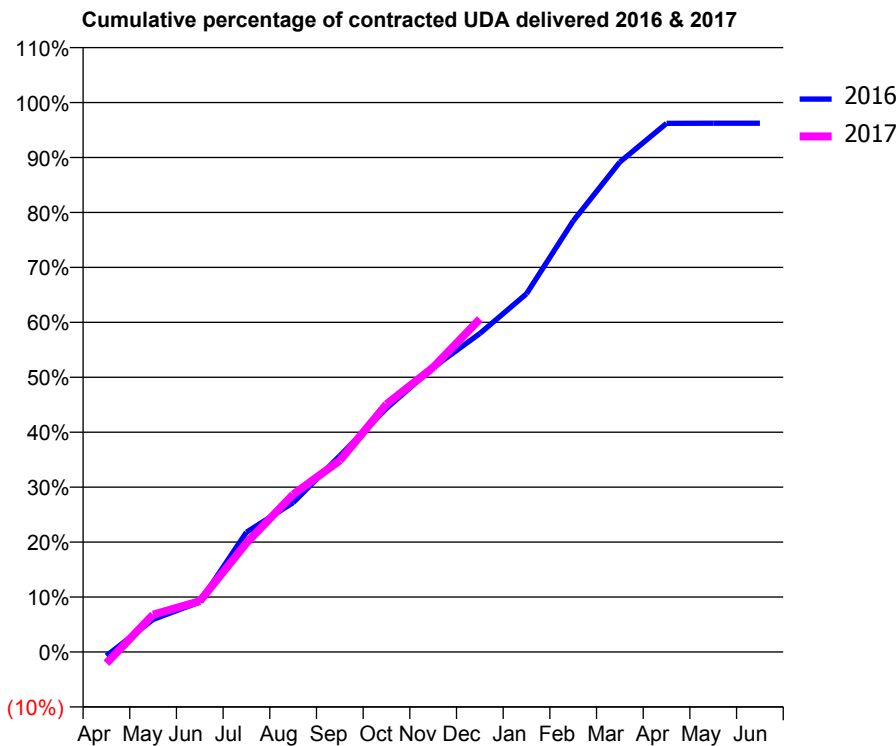
16/17 Contracted general activity (UDA)	12,006
Carry forward general activity (UDA)	439
16/17 Contracted orthodontic activity (UOA)	0
Carry forward orthodontic activity (UOA)	0
Baseline contract value	£261,044.70

ACCESS*

Patients seen in 24 months	Total	Change since previous quarter
Quarter ending December 2015	4,197	
Quarter ending March 2016	4,177	→
Quarter ending June 2016	4,168	→
Quarter ending September 2016	4,146	→
Quarter ending December 2016	4,124	→
Variance since December 2015	(1.7%)	↓



ACTIVITY



Month	Adjusted Scheduled Activity (UDA)	
	2016	2017
April	-86	-247
May	711	817
June	1,095	1,113
July	2,618	2,385
August	3,264	3,443
September	4,286	4,186
October	5,325	5,414
November	6,216	6,219
December	6,958	7,276
January	7,827	
February	9,417	
March	10,707	
April	11,550	
May	11,552	
June	11,553	

QUALITY

	Quantity	Base Number	Contract	AT	Region	England
% of FP17s for the same patient ID Re-attending within 3 months - Children	134	1,717	7.8%	10.5%	11.9%	12.4%
% of FP17s for the same patient ID Re-attending within 3 months - Adults	355	2,754	12.9%	15.9%	16.5%	16.6%
% of FP17s for the same patient ID Re-attending between 3 & 9 months - Children	1,144	1,717	66.6%	58.4%	60.2%	57.5%
% of FP17s for the same patient ID Re-attending between 3 & 9 months - Adults	1,677	2,754	60.9%	49.8%	52.0%	50.4%
% of FP17s for Band 1 Urgent Courses	266	4,045	6.6%	10.4%	9.5%	9.1%
% of FP17s Relating to Free Repair or Replacements	17	4,045	0.4%	0.9%	0.7%	0.8%
% of FP17s Relating to Continuations	33	4,045	0.8%	1.4%	1.2%	1.3%
% of Patients satisfied with the dentistry they have received	8	8	N/A	93.0%	92.9%	92.7%
% of Patients satisfied with the time they had to wait for an appointment	8	8	N/A	87.7%	88.8%	88.8%

* This is based on patients treated on this contract for their most recent course of treatment. Figures in italics indicate the base number of FP17s or Patient Questionnaire responses are less than 100. N/A is shown where the base number of responses is less than 10 during the period. % is calculated as Quantity/Base number*100

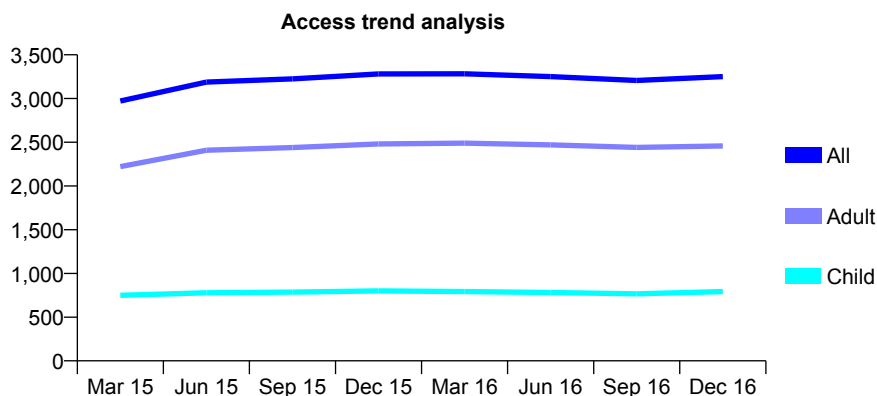
Q66 - Vital Signs At a Glance Contract Report for 181781/0001 - December 2016

Name or company name	Matford Dental Clinic Limited
Contract type name	GDS Contract
Purpose of contract	General
Contract start date	01/02/2010
Contract end date	

16/17 Contracted general activity (UDA)	10,500
Carry forward general activity (UDA)	193
16/17 Contracted orthodontic activity (UOA)	0
Carry forward orthodontic activity (UOA)	0
Baseline contract value	£330,064.29

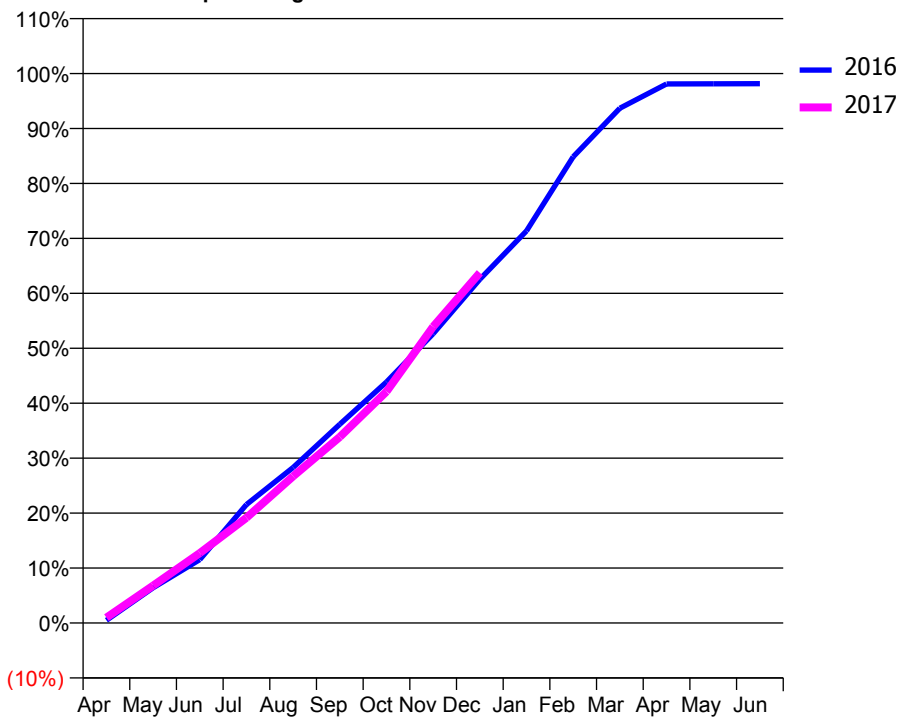
ACCESS*

Patients seen in 24 months	Total	Change since previous quarter
Quarter ending December 2015	3,281	
Quarter ending March 2016	3,282	→
Quarter ending June 2016	3,251	→
Quarter ending September 2016	3,207	↓
Quarter ending December 2016	3,251	→
Variance since December 2015	(0.9%)	→



ACTIVITY

Cumulative percentage of contracted UDA delivered 2016 & 2017



Month	Adjusted Scheduled Activity (UDA)	
	2016	2017
April	52	102
May	673	716
June	1,212	1,337
July	2,263	2,011
August	2,972	2,803
September	3,799	3,557
October	4,605	4,423
November	5,529	5,663
December	6,567	6,693
January	7,493	
February	8,909	
March	9,836	
April	10,302	
May	10,303	
June	10,307	

QUALITY

	Quantity	Base Number	Contract	AT	Region	England
% of FP17s for the same patient ID Re-attending within 3 months - Children	77	926	8.3%	10.5%	11.9%	12.4%
% of FP17s for the same patient ID Re-attending within 3 months - Adults	566	3,131	18.1%	15.9%	16.5%	16.6%
% of FP17s for the same patient ID Re-attending between 3 & 9 months - Children	654	926	70.6%	58.4%	60.2%	57.5%
% of FP17s for the same patient ID Re-attending between 3 & 9 months - Adults	2,125	3,131	67.9%	49.8%	52.0%	50.4%
% of FP17s for Band 1 Urgent Courses	146	3,349	4.4%	10.4%	9.5%	9.1%
% of FP17s Relating to Free Repair or Replacements	55	3,349	1.6%	0.9%	0.7%	0.8%
% of FP17s Relating to Continuations	32	3,349	1.0%	1.4%	1.2%	1.3%
% of Patients satisfied with the dentistry they have received	11	11	100.0%	93.0%	92.9%	92.7%
% of Patients satisfied with the time they had to wait for an appointment	11	11	100.0%	87.7%	88.8%	88.8%

* This is based on patients treated on this contract for their most recent course of treatment. Figures in italics indicate the base number of FP17s or Patient Questionnaire responses are less than 100. N/A is shown where the base number of responses is less than 10 during the period. % is calculated as Quantity/Base number*100

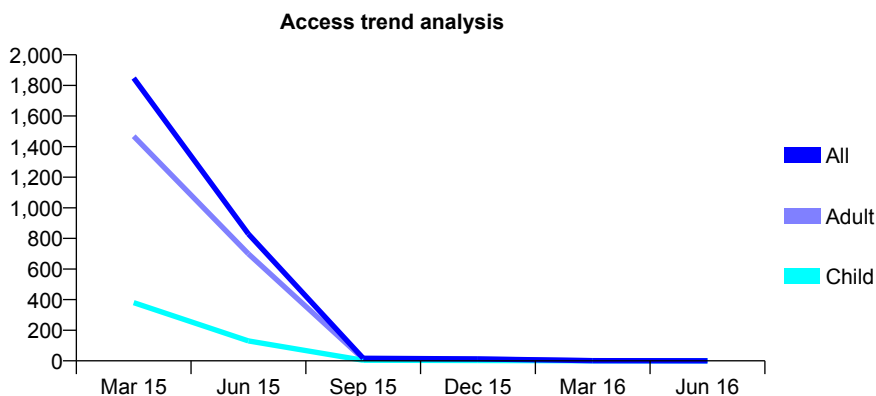
Q66 - Vital Signs At a Glance Contract Report for 184020/0001 - December 2016

Name or company name	Dental Access Centre
Contract type name	PDS Contract
Purpose of contract	General and Orthodontic
Contract start date	01/04/2006
Contract end date	

16/17 Contracted general activity (UDA)	29,980
Carry forward general activity (UDA)	0
16/17 Contracted orthodontic activity (UOA)	1,458
Carry forward orthodontic activity (UOA)	0
Baseline contract value	£0.00

ACCESS*

Patients seen in 24 months	Total	Change since previous quarter
Quarter ending December 2015	13	
Quarter ending March 2016	1	↓
Quarter ending June 2016	0	
Quarter ending September 2016	0	
Quarter ending December 2016	0	
Variance since December 2015	N/A	



ACTIVITY

Cumulative percentage of contracted UDA delivered 2016 & 2017



Month	Adjusted Scheduled Activity (UDA)	
	2016	2017
April	1	0
May	1	0
June	1	0
July	2	5
August	5	5
September	6	5
October	6	8
November	7	8
December	20	8
January	20	
February	23	
March	23	
April	23	
May	23	
June	23	

QUALITY

	Quantity	Base Number	Contract	AT	Region	England
% of FP17s for the same patient ID Re-attending within 3 months - Children	0	6	0.0%	10.5%	11.9%	12.4%
% of FP17s for the same patient ID Re-attending within 3 months - Adults	0	6	0.0%	15.9%	16.5%	16.6%
% of FP17s for the same patient ID Re-attending between 3 & 9 months - Children	0	6	0.0%	58.4%	60.2%	57.5%
% of FP17s for the same patient ID Re-attending between 3 & 9 months - Adults	1	6	16.7%	49.8%	52.0%	50.4%
% of FP17s for Band 1 Urgent Courses	0	4	0.0%	10.4%	9.5%	9.1%
% of FP17s Relating to Free Repair or Replacements	0	4	0.0%	0.9%	0.7%	0.8%
% of FP17s Relating to Continuations	0	4	0.0%	1.4%	1.2%	1.3%
% of Patients satisfied with the dentistry they have received	0	0	N/A	93.0%	92.9%	92.7%
% of Patients satisfied with the time they had to wait for an appointment	0	0	N/A	87.7%	88.8%	88.8%

* This is based on patients treated on this contract for their most recent course of treatment. Figures in italics indicate the base number of FP17s or Patient Questionnaire responses are less than 100. N/A is shown where the base number of responses is less than 10 during the period. % is calculated as Quantity/Base number*100

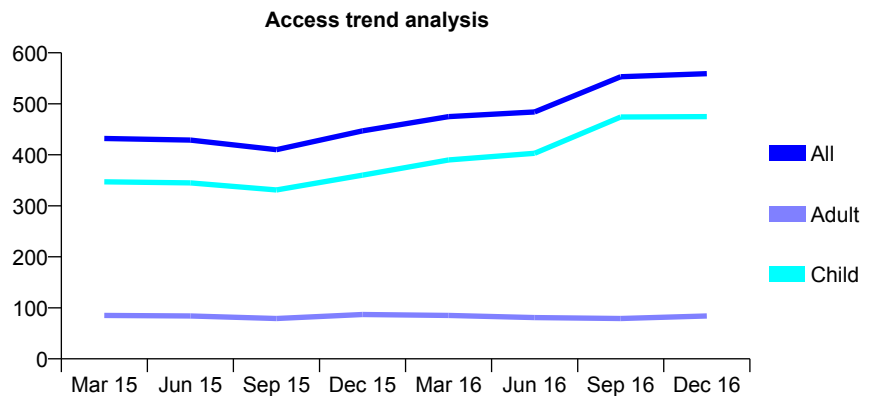
Q66 - Vital Signs At a Glance Contract Report for 185981/0001 - December 2016

Name or company name	Clark House Dental Surgeries Limited
Contract type name	GDS Contract
Purpose of contract	General
Contract start date	01/03/2012
Contract end date	

16/17 Contracted general activity (UDA)	850
Carry forward general activity (UDA)	0
16/17 Contracted orthodontic activity (UOA)	0
Carry forward orthodontic activity (UOA)	0
Baseline contract value	£19,526.07

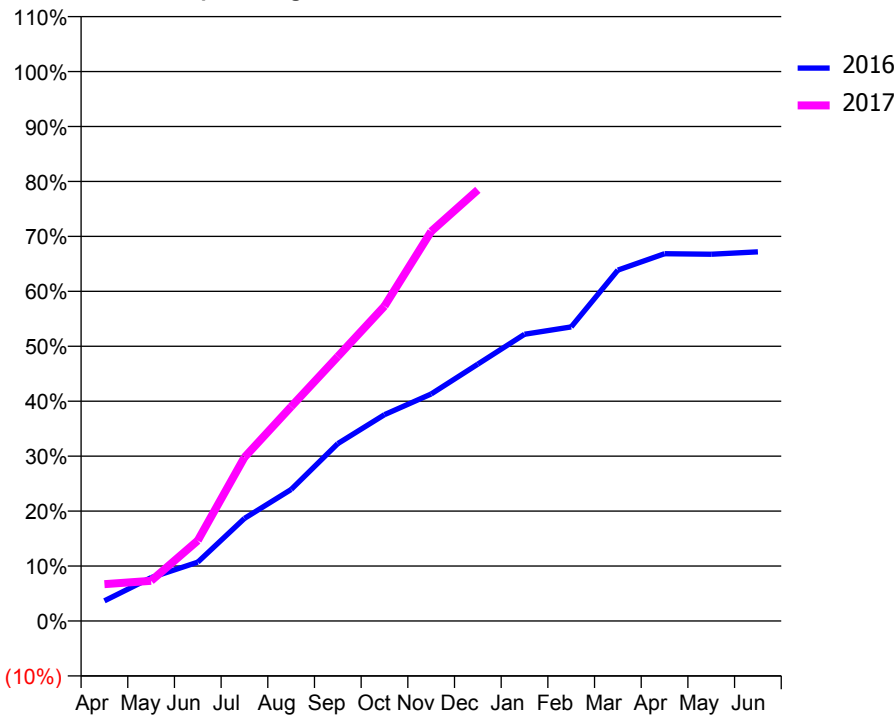
ACCESS*

Patients seen in 24 months	Total	Change since previous quarter
Quarter ending December 2015	447	
Quarter ending March 2016	475	↑
Quarter ending June 2016	484	→
Quarter ending September 2016	553	↑
Quarter ending December 2016	559	→
Variance since December 2015	25.1%	↑



ACTIVITY

Cumulative percentage of contracted UDA delivered 2016 & 2017



Month	Adjusted Scheduled Activity (UDA)	
	2016	2017
April	42	57
May	90	62
June	122	124
July	213	253
August	273	332
September	368	409
October	428	487
November	471	603
December	533	667
January	595	
February	610	
March	728	
April	762	
May	761	
June	766	

QUALITY

	Quantity	Base Number	Contract	AT	Region	England
% of FP17s for the same patient ID Re-attending within 3 months - Children	28	560	5.0%	10.5%	11.9%	12.4%
% of FP17s for the same patient ID Re-attending within 3 months - Adults	3	21	14.3%	15.9%	16.5%	16.6%
% of FP17s for the same patient ID Re-attending between 3 & 9 months - Children	284	560	50.7%	58.4%	60.2%	57.5%
% of FP17s for the same patient ID Re-attending between 3 & 9 months - Adults	11	21	52.4%	49.8%	52.0%	50.4%
% of FP17s for Band 1 Urgent Courses	15	514	2.9%	10.4%	9.5%	9.1%
% of FP17s Relating to Free Repair or Replacements	0	514	0.0%	0.9%	0.7%	0.8%
% of FP17s Relating to Continuations	5	514	1.0%	1.4%	1.2%	1.3%
% of Patients satisfied with the dentistry they have received	0	0	N/A	93.0%	92.9%	92.7%
% of Patients satisfied with the time they had to wait for an appointment	0	0	N/A	87.7%	88.8%	88.8%

* This is based on patients treated on this contract for their most recent course of treatment. Figures in italics indicate the base number of FP17s or Patient Questionnaire responses are less than 100. N/A is shown where the base number of responses is less than 10 during the period. % is calculated as Quantity/Base number*100

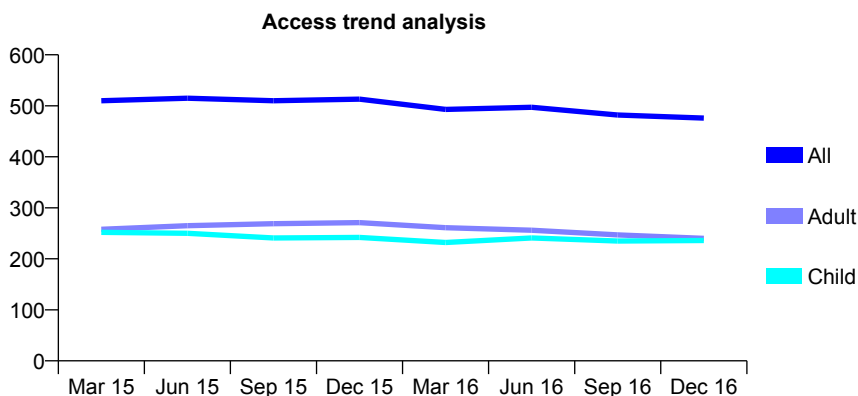
Q66 - Vital Signs At a Glance Contract Report for 186783/0001 - December 2016

Name or company name	The Smile Dispensary
Contract type name	GDS Contract
Purpose of contract	General
Contract start date	01/04/2011
Contract end date	

16/17 Contracted general activity (UDA)	1,300
Carry forward general activity (UDA)	0
16/17 Contracted orthodontic activity (UOA)	0
Carry forward orthodontic activity (UOA)	0
Baseline contract value	£28,784.48

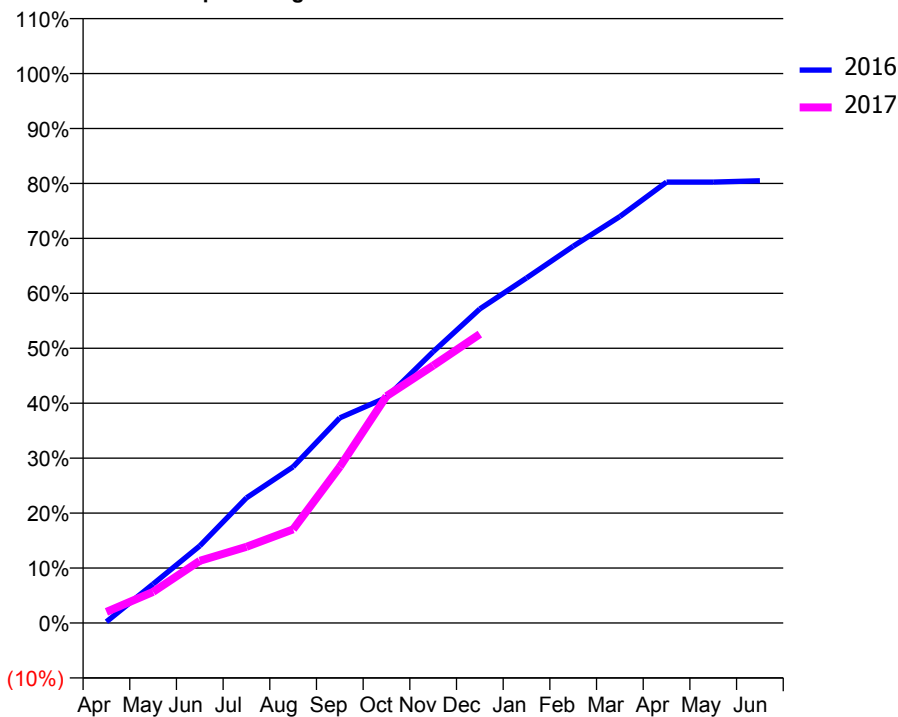
ACCESS*

Patients seen in 24 months	Total	Change since previous quarter
Quarter ending December 2015	513	
Quarter ending March 2016	493	↓
Quarter ending June 2016	497	→
Quarter ending September 2016	482	↓
Quarter ending December 2016	476	↓
Variance since December 2015	(7.2%)	↓



ACTIVITY

Cumulative percentage of contracted UDA delivered 2016 & 2017



Month	Adjusted Scheduled Activity (UDA)	
	2016	2017
April	3	26
May	92	74
June	182	147
July	296	180
August	370	222
September	485	370
October	534	537
November	642	609
December	743	683
January	816	
February	891	
March	962	
April	1,043	
May	1,043	
June	1,046	

QUALITY

	Quantity	Base Number	Contract	AT	Region	England
% of FP17s for the same patient ID Re-attending within 3 months - Children	13	322	4.0%	10.5%	11.9%	12.4%
% of FP17s for the same patient ID Re-attending within 3 months - Adults	15	243	6.2%	15.9%	16.5%	16.6%
% of FP17s for the same patient ID Re-attending between 3 & 9 months - Children	239	322	74.2%	58.4%	60.2%	57.5%
% of FP17s for the same patient ID Re-attending between 3 & 9 months - Adults	142	243	58.4%	49.8%	52.0%	50.4%
% of FP17s for Band 1 Urgent Courses	22	502	4.4%	10.4%	9.5%	9.1%
% of FP17s Relating to Free Repair or Replacements	0	502	0.0%	0.9%	0.7%	0.8%
% of FP17s Relating to Continuations	0	502	0.0%	1.4%	1.2%	1.3%
% of Patients satisfied with the dentistry they have received	0	0	N/A	93.0%	92.9%	92.7%
% of Patients satisfied with the time they had to wait for an appointment	0	0	N/A	87.7%	88.8%	88.8%

* This is based on patients treated on this contract for their most recent course of treatment. Figures in italics indicate the base number of FP17s or Patient Questionnaire responses are less than 100. N/A is shown where the base number of responses is less than 10 during the period. % is calculated as Quantity/Base number*100

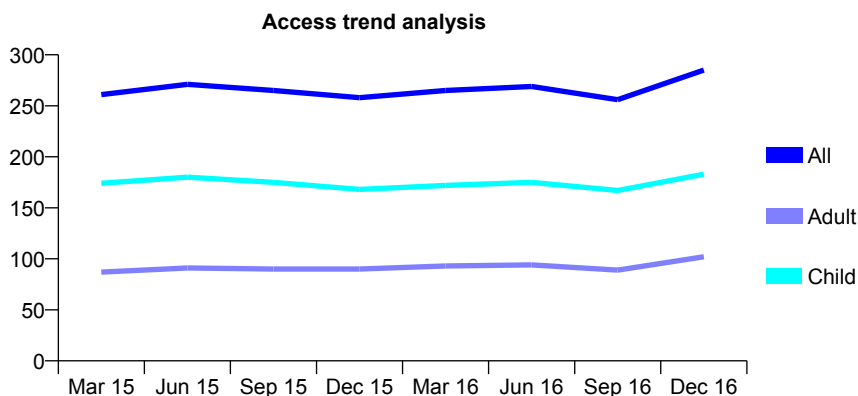
Q66 - Vital Signs At a Glance Contract Report for 187569/0001 - December 2016

Name or company name	Smile for Life Ltd
Contract type name	GDS Contract
Purpose of contract	General
Contract start date	01/01/2007
Contract end date	

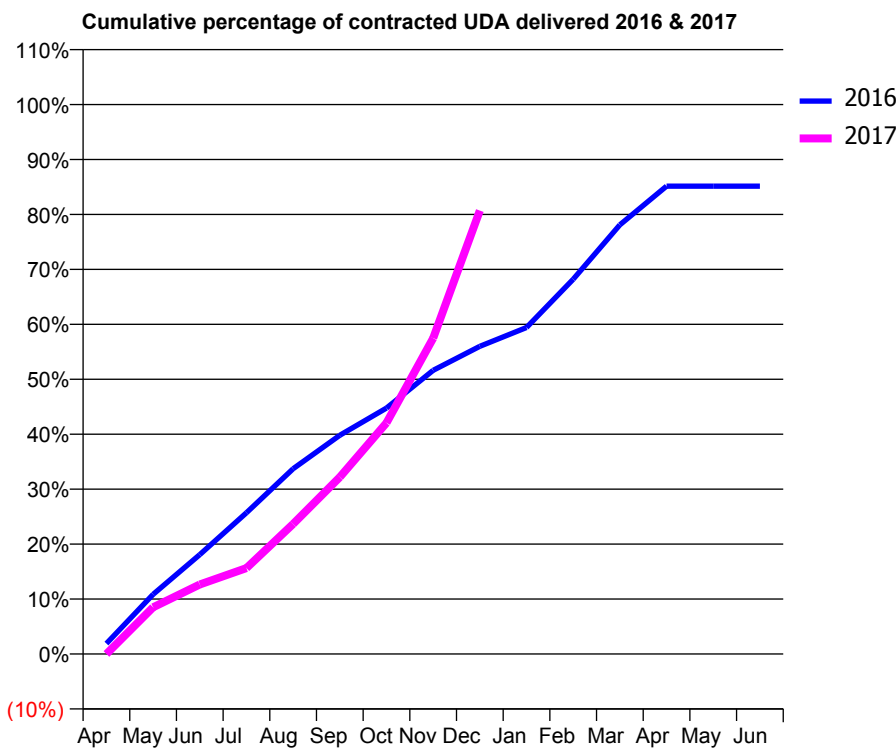
16/17 Contracted general activity (UDA)	435
Carry forward general activity (UDA)	0
16/17 Contracted orthodontic activity (UOA)	0
Carry forward orthodontic activity (UOA)	0
Baseline contract value	£10,285.54

ACCESS*

Patients seen in 24 months	Total	Change since previous quarter
Quarter ending December 2015	258	
Quarter ending March 2016	265	↑
Quarter ending June 2016	269	→
Quarter ending September 2016	256	↓
Quarter ending December 2016	285	↑
Variance since December 2015	10.5%	↑



ACTIVITY



Month	Adjusted Scheduled Activity (UDA)	
	2016	2017
April	10	0
May	57	37
June	95	55
July	135	68
August	177	103
September	209	140
October	235	183
November	271	250
December	294	351
January	312	
February	358	
March	410	
April	447	
May	447	
June	447	

QUALITY

	Quantity	Base Number	Contract	AT	Region	England
% of FP17s for the same patient ID Re-attending within 3 months - Children	9	204	4.4%	10.5%	11.9%	12.4%
% of FP17s for the same patient ID Re-attending within 3 months - Adults	0	64	0.0%	15.9%	16.5%	16.6%
% of FP17s for the same patient ID Re-attending between 3 & 9 months - Children	97	204	47.5%	58.4%	60.2%	57.5%
% of FP17s for the same patient ID Re-attending between 3 & 9 months - Adults	29	64	45.3%	49.8%	52.0%	50.4%
% of FP17s for Band 1 Urgent Courses	0	245	0.0%	10.4%	9.5%	9.1%
% of FP17s Relating to Free Repair or Replacements	0	245	0.0%	0.9%	0.7%	0.8%
% of FP17s Relating to Continuations	0	245	0.0%	1.4%	1.2%	1.3%
% of Patients satisfied with the dentistry they have received	0	0	N/A	93.0%	92.9%	92.7%
% of Patients satisfied with the time they had to wait for an appointment	0	0	N/A	87.7%	88.8%	88.8%

* This is based on patients treated on this contract for their most recent course of treatment. Figures in italics indicate the base number of FP17s or Patient Questionnaire responses are less than 100. N/A is shown where the base number of responses is less than 10 during the period. % is calculated as Quantity/Base number*100

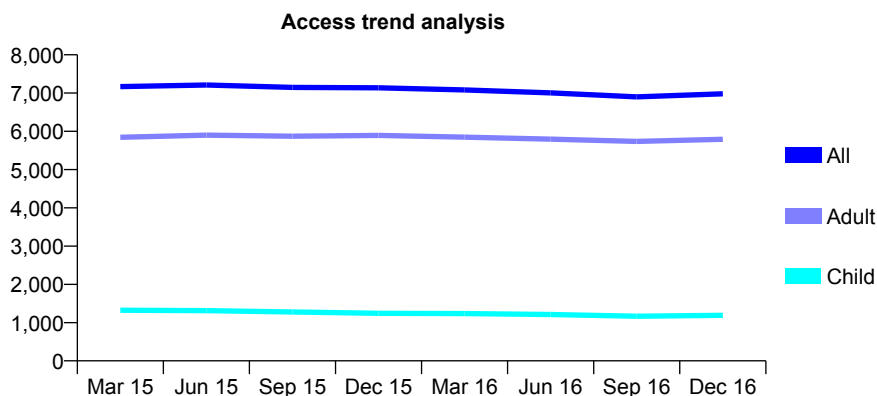
Q66 - Vital Signs At a Glance Contract Report for 189472/0001 - December 2016

Name or company name	St Leonard's Dental Practice Ltd
Contract type name	GDS Contract
Purpose of contract	General
Contract start date	01/08/2009
Contract end date	

16/17 Contracted general activity (UDA)	21,973
Carry forward general activity (UDA)	-419
16/17 Contracted orthodontic activity (UOA)	0
Carry forward orthodontic activity (UOA)	0
Baseline contract value	£695,700.57

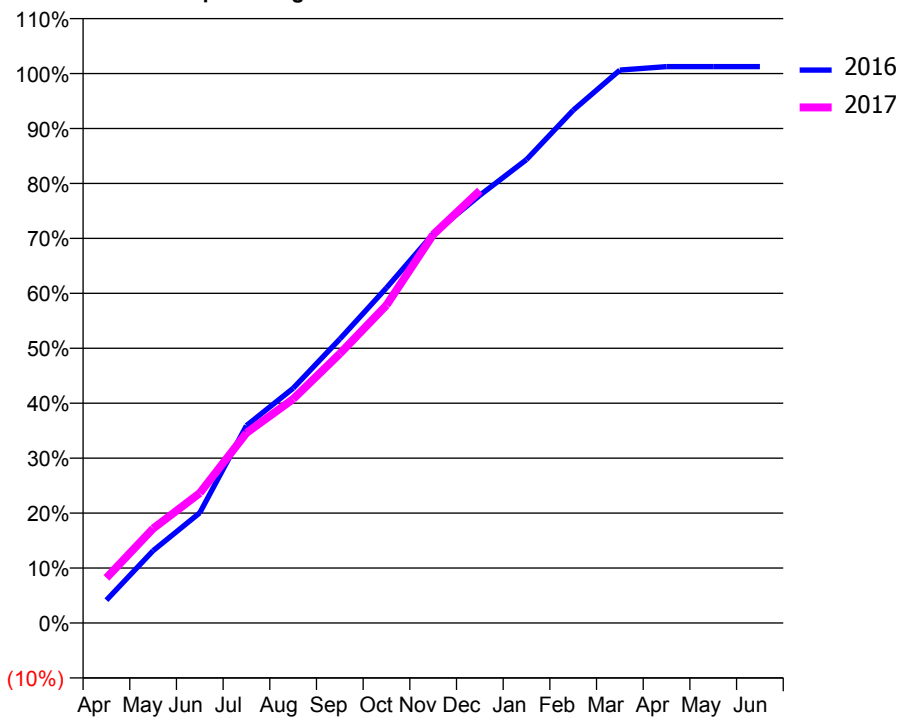
ACCESS*

Patients seen in 24 months	Total	Change since previous quarter
Quarter ending December 2015	7,136	
Quarter ending March 2016	7,082	→
Quarter ending June 2016	7,005	↓
Quarter ending September 2016	6,901	↓
Quarter ending December 2016	6,980	→
Variance since December 2015	(2.2%)	↓



ACTIVITY

Cumulative percentage of contracted UDA delivered 2016 & 2017



QUALITY

	Quantity	Base Number	Contract	AT	Region	England
% of FP17s for the same patient ID Re-attending within 3 months - Children	79	1,532	5.2%	10.5%	11.9%	12.4%
% of FP17s for the same patient ID Re-attending within 3 months - Adults	1,098	7,496	14.6%	15.9%	16.5%	16.6%
% of FP17s for the same patient ID Re-attending between 3 & 9 months - Children	1,071	1,532	69.9%	58.4%	60.2%	57.5%
% of FP17s for the same patient ID Re-attending between 3 & 9 months - Adults	4,681	7,496	62.4%	49.8%	52.0%	50.4%
% of FP17s for Band 1 Urgent Courses	891	8,935	10.0%	10.4%	9.5%	9.1%
% of FP17s Relating to Free Repair or Replacements	51	8,935	0.6%	0.9%	0.7%	0.8%
% of FP17s Relating to Continuations	63	8,935	0.7%	1.4%	1.2%	1.3%
% of Patients satisfied with the dentistry they have received	24	25	96.0%	93.0%	92.9%	92.7%
% of Patients satisfied with the time they had to wait for an appointment	22	25	88.0%	87.7%	88.8%	88.8%

* This is based on patients treated on this contract for their most recent course of treatment. Figures in italics indicate the base number of FP17s or Patient Questionnaire responses are less than 100. N/A is shown where the base number of responses is less than 10 during the period. % is calculated as Quantity/Base number*100

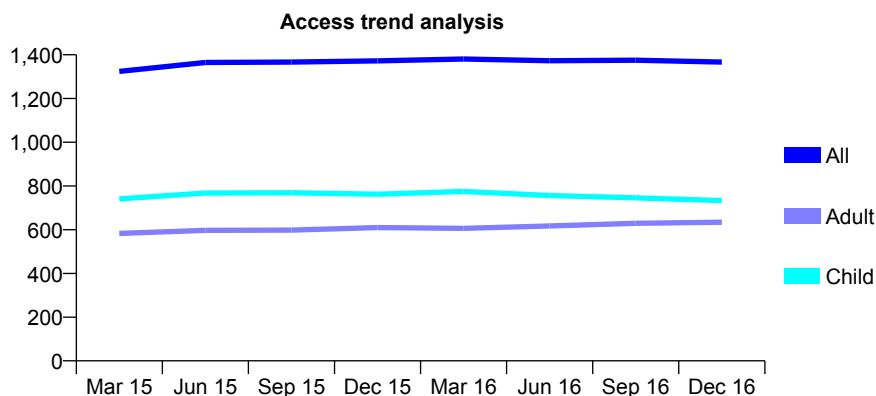
Q66 - Vital Signs At a Glance Contract Report for 189731/0001 - December 2016

Name or company name	Spicer Road Dental Practice Ltd
Contract type name	GDS Contract
Purpose of contract	General
Contract start date	01/01/2013
Contract end date	

16/17 Contracted general activity (UDA)	4,200
Carry forward general activity (UDA)	0
16/17 Contracted orthodontic activity (UOA)	0
Carry forward orthodontic activity (UOA)	0
Baseline contract value	£100,331.17

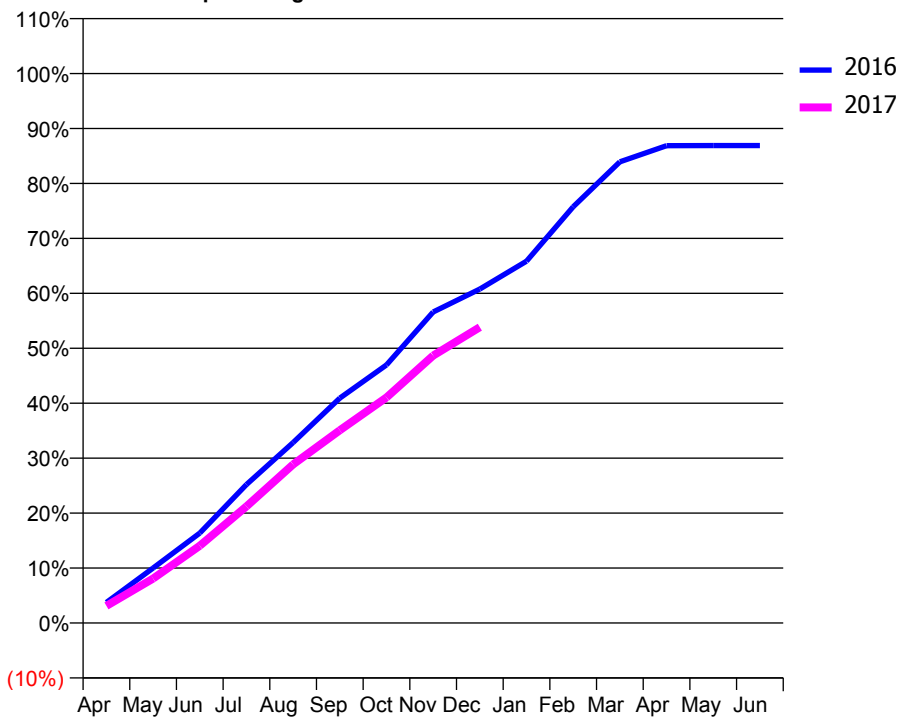
ACCESS*

Patients seen in 24 months	Total	Change since previous quarter
Quarter ending December 2015	1,372	
Quarter ending March 2016	1,381	→
Quarter ending June 2016	1,373	→
Quarter ending September 2016	1,375	→
Quarter ending December 2016	1,367	→
Variance since December 2015	(0.4%)	→



ACTIVITY

Cumulative percentage of contracted UDA delivered 2016 & 2017



Month	Adjusted Scheduled Activity (UDA)	
	2016	2017
April	157	131
May	421	340
June	687	590
July	1,059	892
August	1,380	1,213
September	1,718	1,473
October	1,973	1,724
November	2,378	2,044
December	2,552	2,261
January	2,766	
February	3,181	
March	3,525	
April	3,648	
May	3,649	
June	3,649	

QUALITY

	Quantity	Base Number	Contract	AT	Region	England
% of FP17s for the same patient ID Re-attending within 3 months - Children	64	877	7.3%	10.5%	11.9%	12.4%
% of FP17s for the same patient ID Re-attending within 3 months - Adults	103	642	16.0%	15.9%	16.5%	16.6%
% of FP17s for the same patient ID Re-attending between 3 & 9 months - Children	592	877	67.5%	58.4%	60.2%	57.5%
% of FP17s for the same patient ID Re-attending between 3 & 9 months - Adults	398	642	62.0%	49.8%	52.0%	50.4%
% of FP17s for Band 1 Urgent Courses	109	1,439	7.6%	10.4%	9.5%	9.1%
% of FP17s Relating to Free Repair or Replacements	2	1,439	0.1%	0.9%	0.7%	0.8%
% of FP17s Relating to Continuations	1	1,439	0.1%	1.4%	1.2%	1.3%
% of Patients satisfied with the dentistry they have received	1	1	N/A	93.0%	92.9%	92.7%
% of Patients satisfied with the time they had to wait for an appointment	1	1	N/A	87.7%	88.8%	88.8%

* This is based on patients treated on this contract for their most recent course of treatment. Figures in italics indicate the base number of FP17s or Patient Questionnaire responses are less than 100. N/A is shown where the base number of responses is less than 10 during the period. % is calculated as Quantity/Base number*100

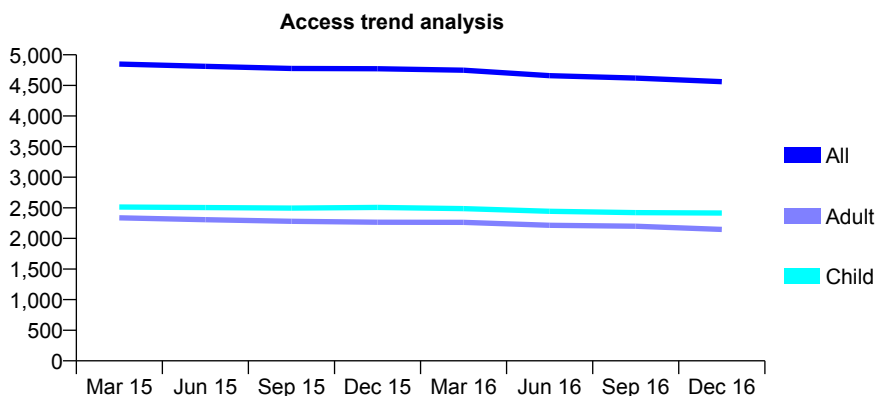
Q66 - Vital Signs At a Glance Contract Report for 191078/0001 - December 2016

Name or company name	Lynbridge House NHS Dental Practice
Contract type name	GDS Contract
Purpose of contract	General
Contract start date	01/04/2006
Contract end date	

16/17 Contracted general activity (UDA)	12,250
Carry forward general activity (UDA)	0
16/17 Contracted orthodontic activity (UOA)	0
Carry forward orthodontic activity (UOA)	0
Baseline contract value	£289,158.18

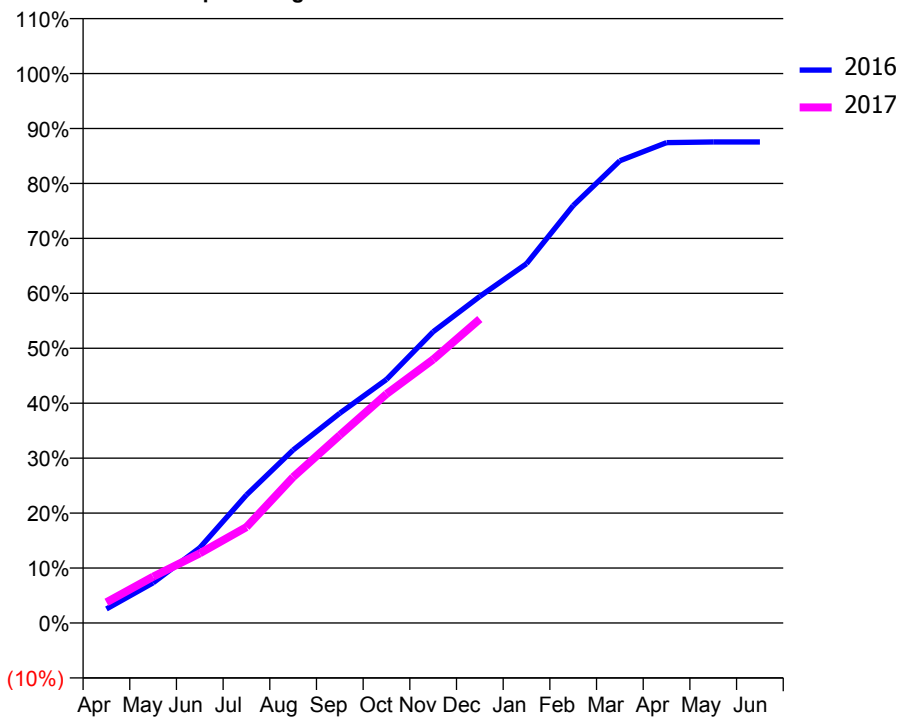
ACCESS*

Patients seen in 24 months	Total	Change since previous quarter
Quarter ending December 2015	4,772	
Quarter ending March 2016	4,748	→
Quarter ending June 2016	4,659	↓
Quarter ending September 2016	4,620	→
Quarter ending December 2016	4,562	↓
Variance since December 2015	(4.4%)	↓



ACTIVITY

Cumulative percentage of contracted UDA delivered 2016 & 2017



Month	Adjusted Scheduled Activity (UDA)	
	2016	2017
April	314	464
May	898	1,033
June	1,677	1,553
July	2,854	2,140
August	3,857	3,253
September	4,679	4,188
October	5,431	5,107
November	6,495	5,876
December	7,281	6,775
January	8,009	
February	9,305	
March	10,304	
April	10,708	
May	10,724	
June	10,724	

QUALITY

	Quantity	Base Number	Contract	AT	Region	England
% of FP17s for the same patient ID Re-attending within 3 months - Children	168	2,262	7.4%	10.5%	11.9%	12.4%
% of FP17s for the same patient ID Re-attending within 3 months - Adults	455	1,935	23.5%	15.9%	16.5%	16.6%
% of FP17s for the same patient ID Re-attending between 3 & 9 months - Children	1,129	2,262	49.9%	58.4%	60.2%	57.5%
% of FP17s for the same patient ID Re-attending between 3 & 9 months - Adults	870	1,935	45.0%	49.8%	52.0%	50.4%
% of FP17s for Band 1 Urgent Courses	388	3,161	12.3%	10.4%	9.5%	9.1%
% of FP17s Relating to Free Repair or Replacements	0	3,161	0.0%	0.9%	0.7%	0.8%
% of FP17s Relating to Continuations	17	3,161	0.5%	1.4%	1.2%	1.3%
% of Patients satisfied with the dentistry they have received	5	6	N/A	93.0%	92.9%	92.7%
% of Patients satisfied with the time they had to wait for an appointment	6	6	N/A	87.7%	88.8%	88.8%

* This is based on patients treated on this contract for their most recent course of treatment. Figures in italics indicate the base number of FP17s or Patient Questionnaire responses are less than 100. N/A is shown where the base number of responses is less than 10 during the period. % is calculated as Quantity/Base number*100

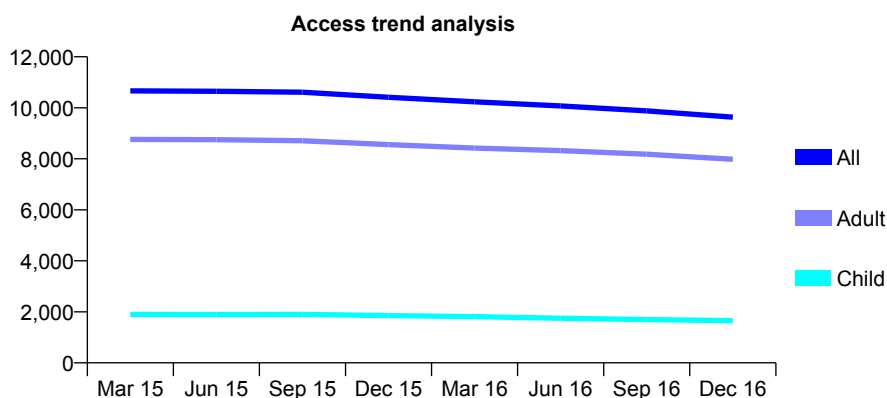
Q66 - Vital Signs At a Glance Contract Report for 193305/0001 - December 2016

Name or company name	HONITON DENTAL CENTRE
Contract type name	GDS Contract
Purpose of contract	General and Orthodontic
Contract start date	01/09/2009
Contract end date	

16/17 Contracted general activity (UDA)	34,432
Carry forward general activity (UDA)	0
16/17 Contracted orthodontic activity (UOA)	0
Carry forward orthodontic activity (UOA)	0
Baseline contract value	£1,108,325.94

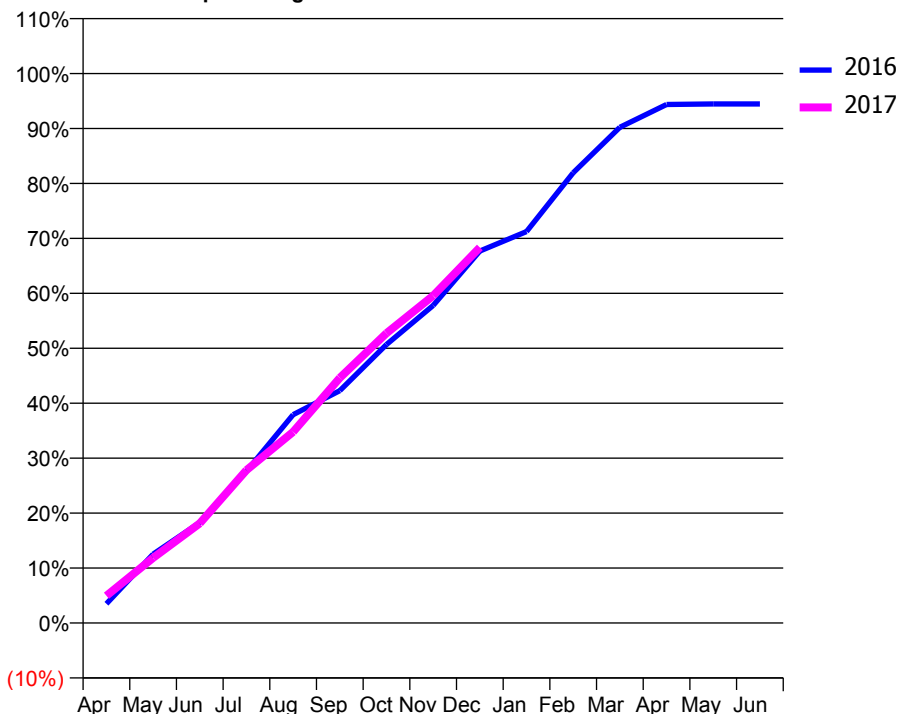
ACCESS*

Patients seen in 24 months	Total	Change since previous quarter
Quarter ending December 2015	10,413	
Quarter ending March 2016	10,234	↓
Quarter ending June 2016	10,075	↓
Quarter ending September 2016	9,880	↓
Quarter ending December 2016	9,635	↓
Variance since December 2015	(7.5%)	↓



ACTIVITY

Cumulative percentage of contracted UDA delivered 2016 & 2017



Month	Adjusted Scheduled Activity (UDA)	
	2016	2017
April	1,208	1,706
May	4,314	4,085
June	6,299	6,243
July	9,514	9,578
August	13,055	11,977
September	14,563	15,365
October	17,447	18,157
November	19,903	20,506
December	23,309	23,532
January	24,531	
February	28,209	
March	31,065	
April	32,495	
May	32,521	
June	32,524	

QUALITY

	Quantity	Base Number	Contract	AT	Region	England
% of FP17s for the same patient ID Re-attending within 3 months - Children	132	2,008	6.6%	10.5%	11.9%	12.4%
% of FP17s for the same patient ID Re-attending within 3 months - Adults	1,732	9,874	17.5%	15.9%	16.5%	16.6%
% of FP17s for the same patient ID Re-attending between 3 & 9 months - Children	1,343	2,008	66.9%	58.4%	60.2%	57.5%
% of FP17s for the same patient ID Re-attending between 3 & 9 months - Adults	5,574	9,874	56.5%	49.8%	52.0%	50.4%
% of FP17s for Band 1 Urgent Courses	716	11,219	6.4%	10.4%	9.5%	9.1%
% of FP17s Relating to Free Repair or Replacements	114	11,219	1.0%	0.9%	0.7%	0.8%
% of FP17s Relating to Continuations	226	11,219	2.0%	1.4%	1.2%	1.3%
% of Patients satisfied with the dentistry they have received	14	15	93.3%	93.0%	92.9%	92.7%
% of Patients satisfied with the time they had to wait for an appointment	14	15	93.3%	87.7%	88.8%	88.8%

* This is based on patients treated on this contract for their most recent course of treatment. Figures in italics indicate the base number of FP17s or Patient Questionnaire responses are less than 100. N/A is shown where the base number of responses is less than 10 during the period. % is calculated as Quantity/Base number*100

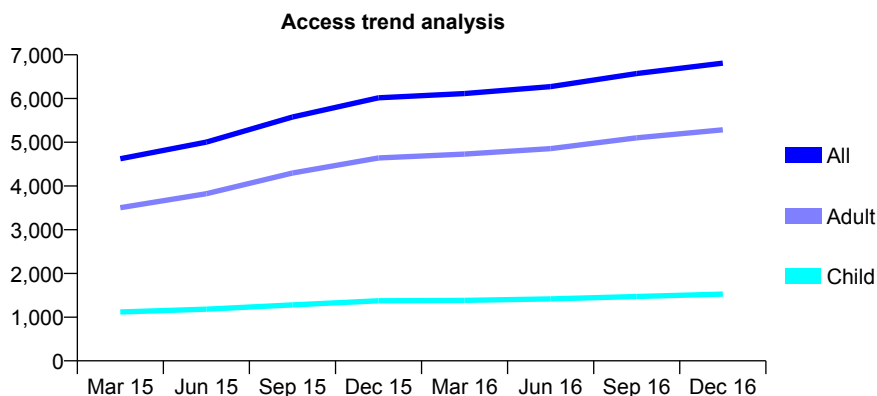
Q66 - Vital Signs At a Glance Contract Report for 194921/0001 - December 2016

Name or company name	The Harbour Way Partnership
Contract type name	GDS Contract
Purpose of contract	General and Orthodontic
Contract start date	01/02/2014
Contract end date	

16/17 Contracted general activity (UDA)	20,000
Carry forward general activity (UDA)	-45
16/17 Contracted orthodontic activity (UOA)	0
Carry forward orthodontic activity (UOA)	0
Baseline contract value	£443,214.92

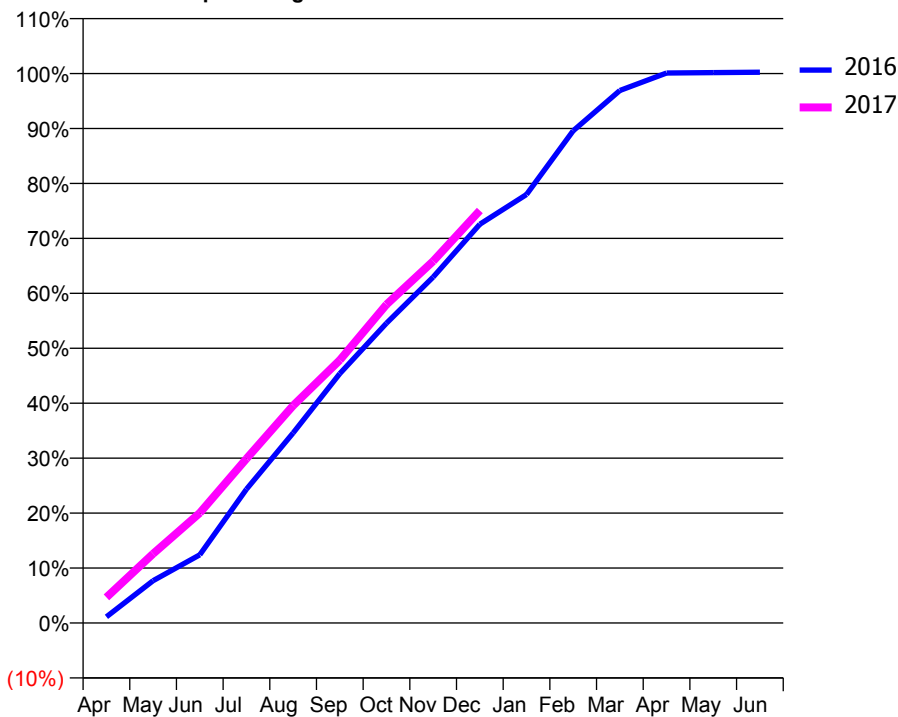
ACCESS*

Patients seen in 24 months	Total	Change since previous quarter
Quarter ending December 2015	6,015	
Quarter ending March 2016	6,114	→
Quarter ending June 2016	6,273	↑
Quarter ending September 2016	6,572	↑
Quarter ending December 2016	6,809	↑
Variance since December 2015	13.2%	↑



ACTIVITY

Cumulative percentage of contracted UDA delivered 2016 & 2017



Month	Adjusted Scheduled Activity (UDA)	
	2016	2017
April	227	937
May	1,542	2,522
June	2,481	4,007
July	4,869	5,983
August	6,917	7,915
September	9,079	9,567
October	10,915	11,594
November	12,594	13,169
December	14,514	15,013
January	15,595	
February	17,915	
March	19,380	
April	20,020	
May	20,031	
June	20,045	

QUALITY

	Quantity	Base Number	Contract	AT	Region	England
% of FP17s for the same patient ID Re-attending within 3 months - Children	147	1,758	8.4%	10.5%	11.9%	12.4%
% of FP17s for the same patient ID Re-attending within 3 months - Adults	1,259	6,286	20.0%	15.9%	16.5%	16.6%
% of FP17s for the same patient ID Re-attending between 3 & 9 months - Children	1,051	1,758	59.8%	58.4%	60.2%	57.5%
% of FP17s for the same patient ID Re-attending between 3 & 9 months - Adults	3,385	6,286	53.8%	49.8%	52.0%	50.4%
% of FP17s for Band 1 Urgent Courses	825	7,698	10.7%	10.4%	9.5%	9.1%
% of FP17s Relating to Free Repair or Replacements	125	7,698	1.6%	0.9%	0.7%	0.8%
% of FP17s Relating to Continuations	257	7,698	3.3%	1.4%	1.2%	1.3%
% of Patients satisfied with the dentistry they have received	12	13	92.3%	93.0%	92.9%	92.7%
% of Patients satisfied with the time they had to wait for an appointment	11	13	84.6%	87.7%	88.8%	88.8%

* This is based on patients treated on this contract for their most recent course of treatment. Figures in italics indicate the base number of FP17s or Patient Questionnaire responses are less than 100. N/A is shown where the base number of responses is less than 10 during the period. % is calculated as Quantity/Base number*100

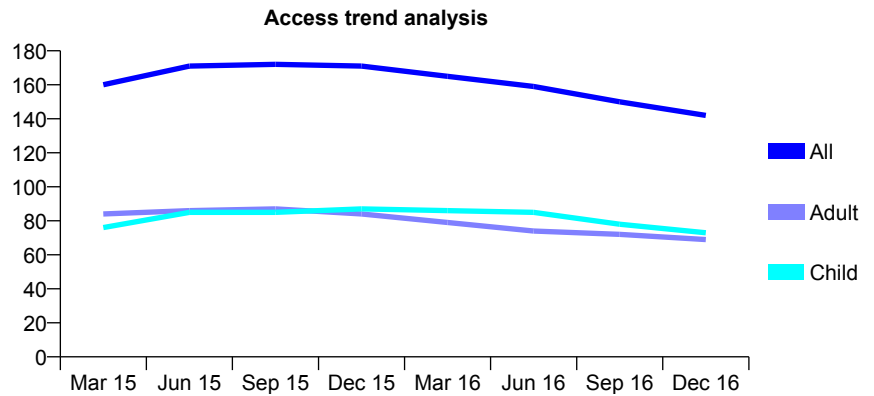
Q66 - Vital Signs At a Glance Contract Report for 195715/0001 - December 2016

Name or company name	Tor Lodge Dental Partnership
Contract type name	GDS Contract
Purpose of contract	General and Orthodontic
Contract start date	15/11/2013
Contract end date	

16/17 Contracted general activity (UDA)	465
Carry forward general activity (UDA)	-9
16/17 Contracted orthodontic activity (UOA)	600
Carry forward orthodontic activity (UOA)	14
Baseline contract value	£53,623.96

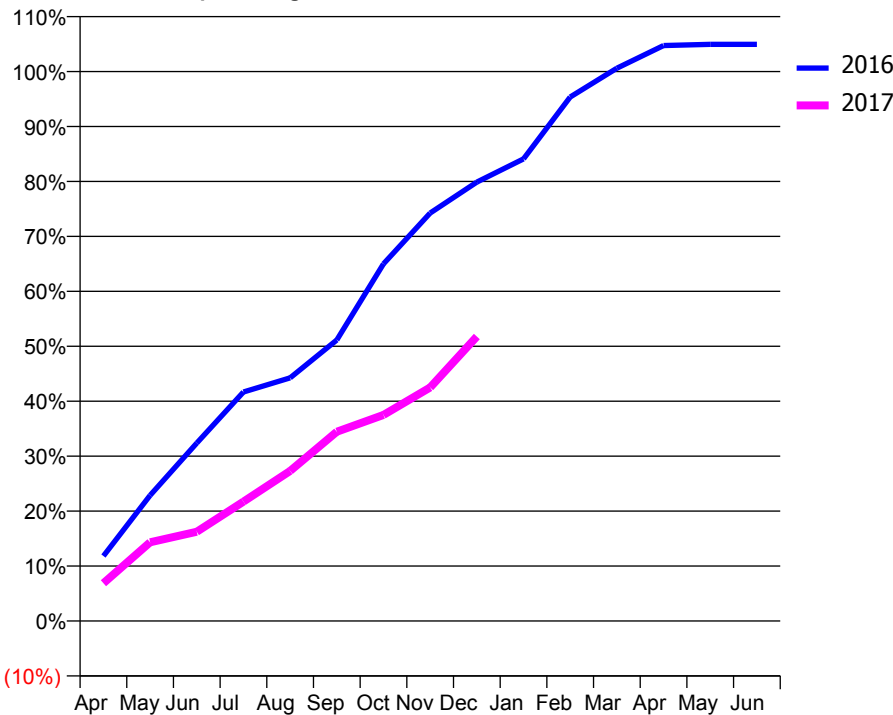
ACCESS*

Patients seen in 24 months	Total	Change since previous quarter
Quarter ending December 2015	171	
Quarter ending March 2016	165	↓
Quarter ending June 2016	159	↓
Quarter ending September 2016	150	↓
Quarter ending December 2016	142	↓
Variance since December 2015	(17.0%)	↓



ACTIVITY

Cumulative percentage of contracted UDA delivered 2016 & 2017



Month	Adjusted Scheduled Activity (UDA)	
	2016	2017
April	55	32
May	106	67
June	151	76
July	194	101
August	206	127
September	238	160
October	302	174
November	345	198
December	371	241
January	391	
February	443	
March	468	
April	487	
May	488	
June	488	

QUALITY

	Quantity	Base Number	Contract	AT	Region	England
% of FP17s for the same patient ID Re-attending within 3 months - Children	14	168	8.3%	10.5%	11.9%	12.4%
% of FP17s for the same patient ID Re-attending within 3 months - Adults	11	76	14.5%	15.9%	16.5%	16.6%
% of FP17s for the same patient ID Re-attending between 3 & 9 months - Children	53	168	31.5%	58.4%	60.2%	57.5%
% of FP17s for the same patient ID Re-attending between 3 & 9 months - Adults	54	76	71.1%	49.8%	52.0%	50.4%
% of FP17s for Band 1 Urgent Courses	9	132	6.8%	10.4%	9.5%	9.1%
% of FP17s Relating to Free Repair or Replacements	0	132	0.0%	0.9%	0.7%	0.8%
% of FP17s Relating to Continuations	1	132	0.8%	1.4%	1.2%	1.3%
% of Patients satisfied with the dentistry they have received	0	0	N/A	93.0%	92.9%	92.7%
% of Patients satisfied with the time they had to wait for an appointment	0	0	N/A	87.7%	88.8%	88.8%

* This is based on patients treated on this contract for their most recent course of treatment. Figures in italics indicate the base number of FP17s or Patient Questionnaire responses are less than 100. N/A is shown where the base number of responses is less than 10 during the period. % is calculated as Quantity/Base number*100

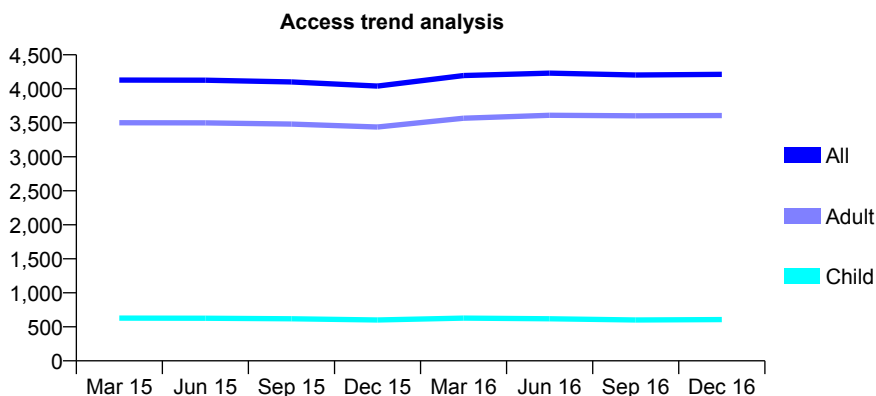
Q66 - Vital Signs At a Glance Contract Report for 196002/0001 - December 2016

Name or company name	Ingrid Cubbon Dental surgery (SW) Limited
Contract type name	GDS Contract
Purpose of contract	General
Contract start date	01/12/2012
Contract end date	

16/17 Contracted general activity (UDA)	15,021
Carry forward general activity (UDA)	-129
16/17 Contracted orthodontic activity (UOA)	0
Carry forward orthodontic activity (UOA)	0
Baseline contract value	£343,503.12

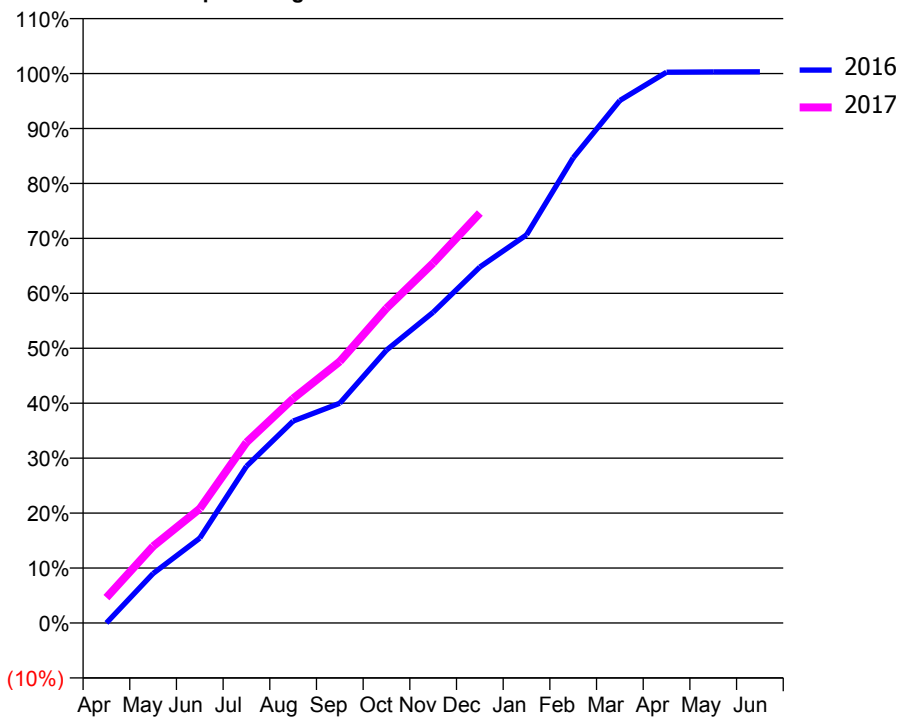
ACCESS*

Patients seen in 24 months	Total	Change since previous quarter
Quarter ending December 2015	4,040	
Quarter ending March 2016	4,196	↑
Quarter ending June 2016	4,230	→
Quarter ending September 2016	4,203	→
Quarter ending December 2016	4,213	→
Variance since December 2015	4.3%	↑



ACTIVITY

Cumulative percentage of contracted UDA delivered 2016 & 2017



Month	Adjusted Scheduled Activity (UDA)	
	2016	2017
April	2	694
May	1,353	2,099
June	2,320	3,124
July	4,285	4,936
August	5,522	6,135
September	6,008	7,148
October	7,459	8,605
November	8,494	9,839
December	9,732	11,208
January	10,609	
February	12,715	
March	14,285	
April	15,058	
May	15,062	
June	15,067	

QUALITY

	Quantity	Base Number	Contract	AT	Region	England
% of FP17s for the same patient ID Re-attending within 3 months - Children	45	705	6.4%	10.5%	11.9%	12.4%
% of FP17s for the same patient ID Re-attending within 3 months - Adults	903	5,204	17.4%	15.9%	16.5%	16.6%
% of FP17s for the same patient ID Re-attending between 3 & 9 months - Children	485	705	68.8%	58.4%	60.2%	57.5%
% of FP17s for the same patient ID Re-attending between 3 & 9 months - Adults	3,466	5,204	66.6%	49.8%	52.0%	50.4%
% of FP17s for Band 1 Urgent Courses	372	5,519	6.7%	10.4%	9.5%	9.1%
% of FP17s Relating to Free Repair or Replacements	52	5,519	0.9%	0.9%	0.7%	0.8%
% of FP17s Relating to Continuations	100	5,519	1.8%	1.4%	1.2%	1.3%
% of Patients satisfied with the dentistry they have received	8	8	N/A	93.0%	92.9%	92.7%
% of Patients satisfied with the time they had to wait for an appointment	8	8	N/A	87.7%	88.8%	88.8%

* This is based on patients treated on this contract for their most recent course of treatment. Figures in italics indicate the base number of FP17s or Patient Questionnaire responses are less than 100. N/A is shown where the base number of responses is less than 10 during the period. % is calculated as Quantity/Base number*100

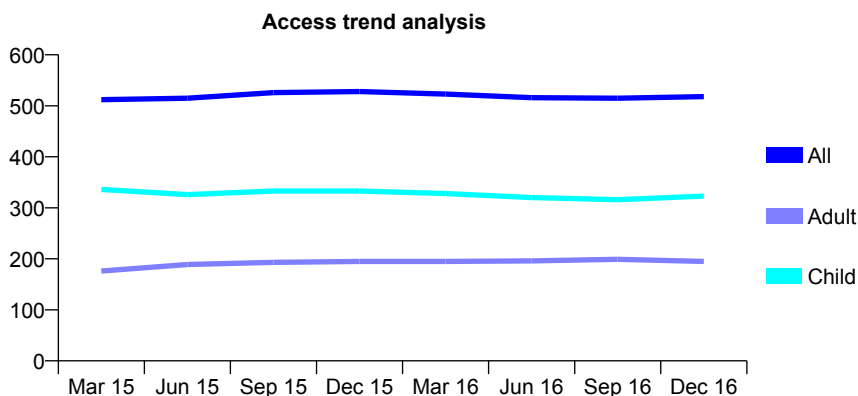
Q66 - Vital Signs At a Glance Contract Report for 196045/0001 - December 2016

Name or company name	Millbrook Villas Limited
Contract type name	GDS Contract
Purpose of contract	General
Contract start date	01/05/2013
Contract end date	

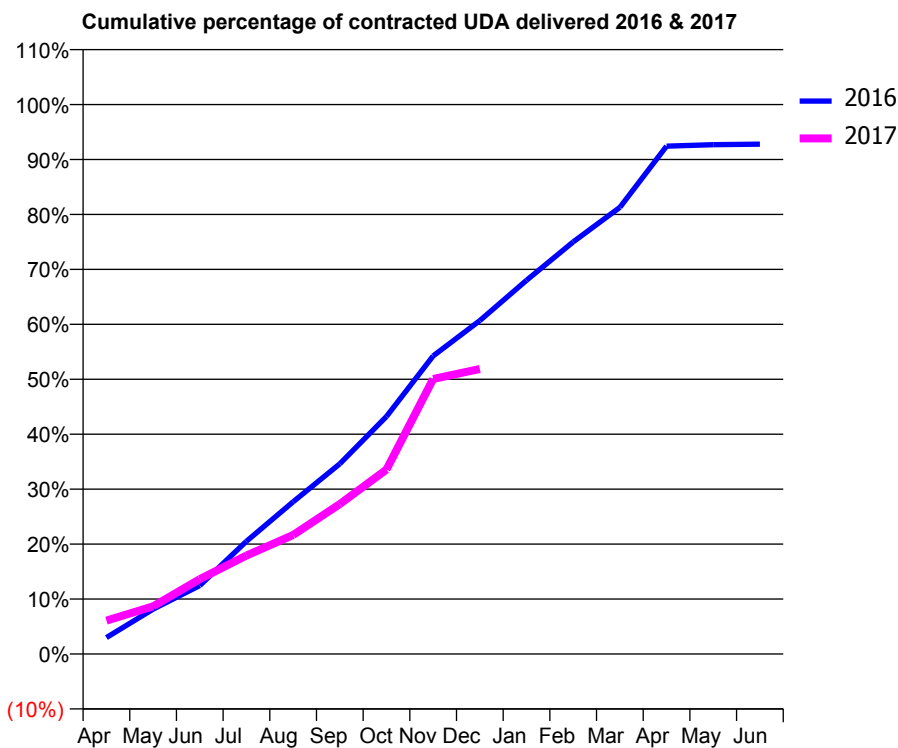
16/17 Contracted general activity (UDA)	1,100
Carry forward general activity (UDA)	0
16/17 Contracted orthodontic activity (UOA)	0
Carry forward orthodontic activity (UOA)	0
Baseline contract value	£27,451.58

ACCESS*

Patients seen in 24 months	Total	Change since previous quarter
Quarter ending December 2015	528	
Quarter ending March 2016	523	→
Quarter ending June 2016	516	↓
Quarter ending September 2016	515	→
Quarter ending December 2016	518	→
Variance since December 2015	(1.9%)	↓



ACTIVITY



Adjusted Scheduled Activity (UDA)		
Month	2016	2017
April	33	67
May	90	95
June	137	150
July	226	197
August	305	238
September	381	300
October	476	369
November	597	551
December	668	571
January	748	
February	825	
March	894	
April	1,017	
May	1,020	
June	1,021	

QUALITY

	Quantity	Base Number	Contract	AT	Region	England
% of FP17s for the same patient ID Re-attending within 3 months - Children	24	423	5.7%	10.5%	11.9%	12.4%
% of FP17s for the same patient ID Re-attending within 3 months - Adults	8	149	5.4%	15.9%	16.5%	16.6%
% of FP17s for the same patient ID Re-attending between 3 & 9 months - Children	334	423	79.0%	58.4%	60.2%	57.5%
% of FP17s for the same patient ID Re-attending between 3 & 9 months - Adults	93	149	62.4%	49.8%	52.0%	50.4%
% of FP17s for Band 1 Urgent Courses	13	466	2.8%	10.4%	9.5%	9.1%
% of FP17s Relating to Free Repair or Replacements	0	466	0.0%	0.9%	0.7%	0.8%
% of FP17s Relating to Continuations	0	466	0.0%	1.4%	1.2%	1.3%
% of Patients satisfied with the dentistry they have received	3	3	N/A	93.0%	92.9%	92.7%
% of Patients satisfied with the time they had to wait for an appointment	3	3	N/A	87.7%	88.8%	88.8%

* This is based on patients treated on this contract for their most recent course of treatment. Figures in italics indicate the base number of FP17s or Patient Questionnaire responses are less than 100. N/A is shown where the base number of responses is less than 10 during the period. % is calculated as Quantity/Base number*100

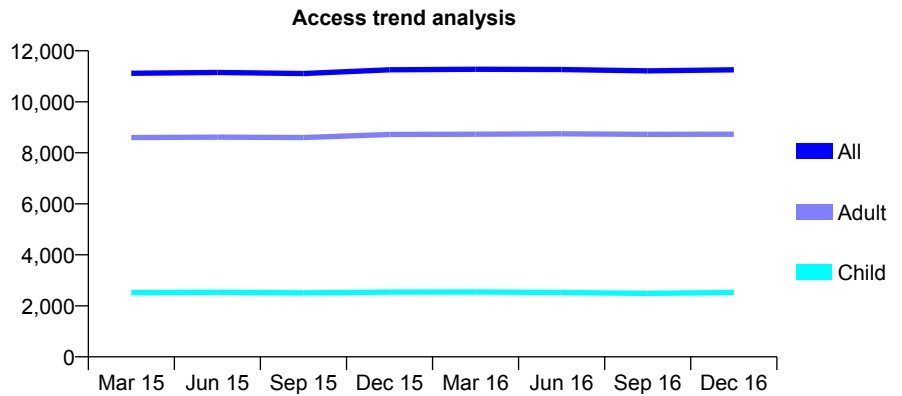
Q66 - Vital Signs At a Glance Contract Report for 196053/0001 - December 2016

Name or company name	Truro Dental Health
Contract type name	GDS Contract
Purpose of contract	General
Contract start date	01/02/2007
Contract end date	

16/17 Contracted general activity (UDA)	29,737
Carry forward general activity (UDA)	815
16/17 Contracted orthodontic activity (UOA)	0
Carry forward orthodontic activity (UOA)	0
Baseline contract value	£771,340.53

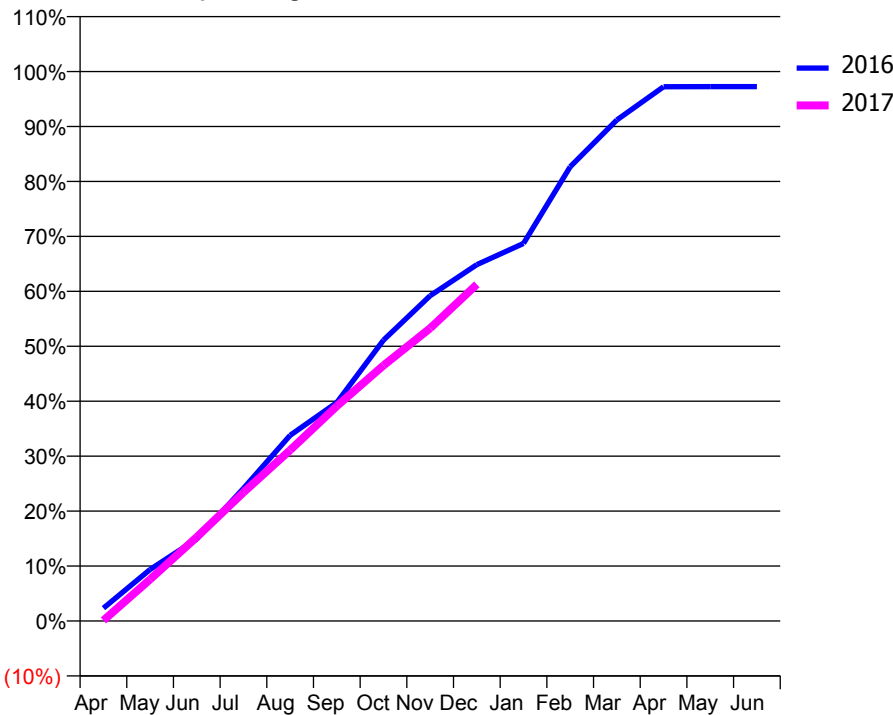
ACCESS*

Patients seen in 24 months	Total	Change since previous quarter
Quarter ending December 2015	11,256	
Quarter ending March 2016	11,274	→
Quarter ending June 2016	11,267	→
Quarter ending September 2016	11,211	→
Quarter ending December 2016	11,255	→
Variance since December 2015	(0.0%)	→



ACTIVITY

Cumulative percentage of contracted UDA delivered 2016 & 2017



Month	Adjusted Scheduled Activity (UDA)	
	2016	2017
April	695	30
May	2,786	2,255
June	4,445	4,544
July	7,176	6,959
August	10,048	9,247
September	11,822	11,626
October	15,203	13,830
November	17,601	15,841
December	19,287	18,219
January	20,434	
February	24,581	
March	27,118	
April	28,909	
May	28,916	
June	28,922	

QUALITY

	Quantity	Base Number	Contract	AT	Region	England
% of FP17s for the same patient ID Re-attending within 3 months - Children	170	2,705	6.3%	10.5%	11.9%	12.4%
% of FP17s for the same patient ID Re-attending within 3 months - Adults	1,418	9,552	14.8%	15.9%	16.5%	16.6%
% of FP17s for the same patient ID Re-attending between 3 & 9 months - Children	1,583	2,705	58.5%	58.4%	60.2%	57.5%
% of FP17s for the same patient ID Re-attending between 3 & 9 months - Adults	5,322	9,552	55.7%	49.8%	52.0%	50.4%
% of FP17s for Band 1 Urgent Courses	1,016	10,766	9.4%	10.4%	9.5%	9.1%
% of FP17s Relating to Free Repair or Replacements	174	10,766	1.6%	0.9%	0.7%	0.8%
% of FP17s Relating to Continuations	136	10,766	1.3%	1.4%	1.2%	1.3%
% of Patients satisfied with the dentistry they have received	18	20	90.0%	93.0%	92.9%	92.7%
% of Patients satisfied with the time they had to wait for an appointment	17	20	85.0%	87.7%	88.8%	88.8%

* This is based on patients treated on this contract for their most recent course of treatment. Figures in italics indicate the base number of FP17s or Patient Questionnaire responses are less than 100. N/A is shown where the base number of responses is less than 10 during the period. % is calculated as Quantity/Base number*100

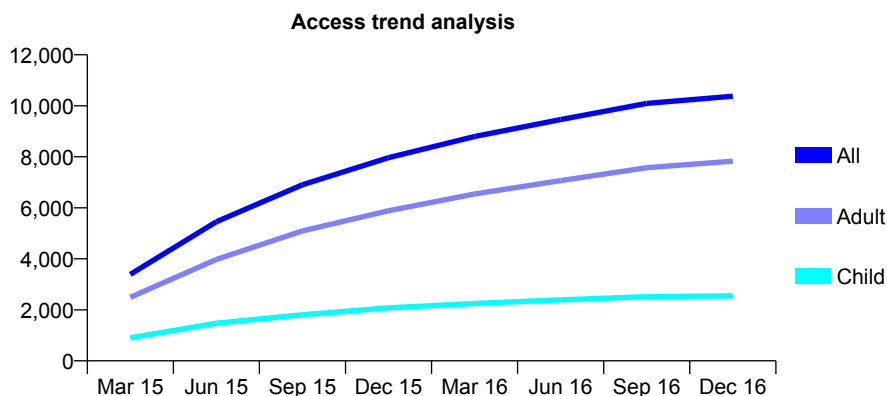
Q66 - Vital Signs At a Glance Contract Report for 196460/0001 - December 2016

Name or company name	Dr G Bradshaw, Dr I Wood, Dr R Bryant
Contract type name	GDS Contract
Purpose of contract	General
Contract start date	01/12/2014
Contract end date	

16/17 Contracted general activity (UDA)	34,038
Carry forward general activity (UDA)	0
16/17 Contracted orthodontic activity (UOA)	0
Carry forward orthodontic activity (UOA)	0
Baseline contract value	£919,558.64

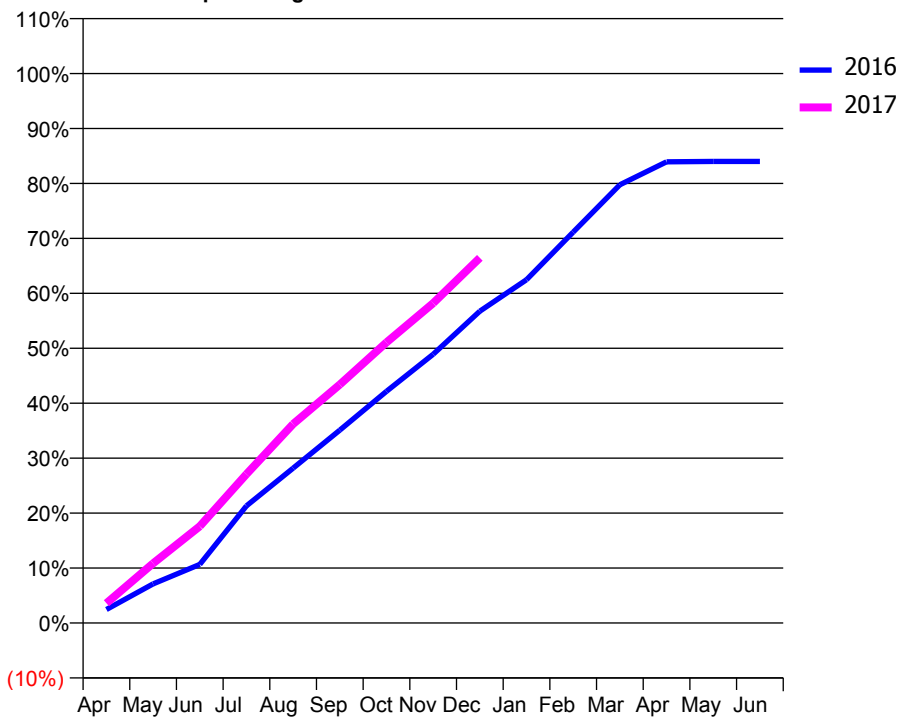
ACCESS*

Patients seen in 24 months	Total	Change since previous quarter
Quarter ending December 2015	7,964	
Quarter ending March 2016	8,795	↑
Quarter ending June 2016	9,459	↑
Quarter ending September 2016	10,092	↑
Quarter ending December 2016	10,378	↑
Variance since December 2015	30.3%	↑



ACTIVITY

Cumulative percentage of contracted UDA delivered 2016 & 2017



Month	Adjusted Scheduled Activity (UDA)	
	2016	2017
April	836	1,229
May	2,426	3,698
June	3,628	5,989
July	7,257	9,225
August	9,591	12,327
September	11,945	14,776
October	14,348	17,386
November	16,646	19,809
December	19,315	22,620
January	21,265	
February	24,214	
March	27,143	
April	28,566	
May	28,590	
June	28,595	

QUALITY

	Quantity	Base Number	Contract	AT	Region	England
% of FP17s for the same patient ID Re-attending within 3 months - Children	225	2,633	8.5%	10.5%	11.9%	12.4%
% of FP17s for the same patient ID Re-attending within 3 months - Adults	1,562	8,195	19.1%	15.9%	16.5%	16.6%
% of FP17s for the same patient ID Re-attending between 3 & 9 months - Children	1,344	2,633	51.0%	58.4%	60.2%	57.5%
% of FP17s for the same patient ID Re-attending between 3 & 9 months - Adults	3,853	8,195	47.0%	49.8%	52.0%	50.4%
% of FP17s for Band 1 Urgent Courses	1,367	10,194	13.4%	10.4%	9.5%	9.1%
% of FP17s Relating to Free Repair or Replacements	195	10,194	1.9%	0.9%	0.7%	0.8%
% of FP17s Relating to Continuations	107	10,194	1.0%	1.4%	1.2%	1.3%
% of Patients satisfied with the dentistry they have received	15	16	93.8%	93.0%	92.9%	92.7%
% of Patients satisfied with the time they had to wait for an appointment	14	16	87.5%	87.7%	88.8%	88.8%

* This is based on patients treated on this contract for their most recent course of treatment. Figures in italics indicate the base number of FP17s or Patient Questionnaire responses are less than 100. N/A is shown where the base number of responses is less than 10 during the period. % is calculated as Quantity/Base number*100

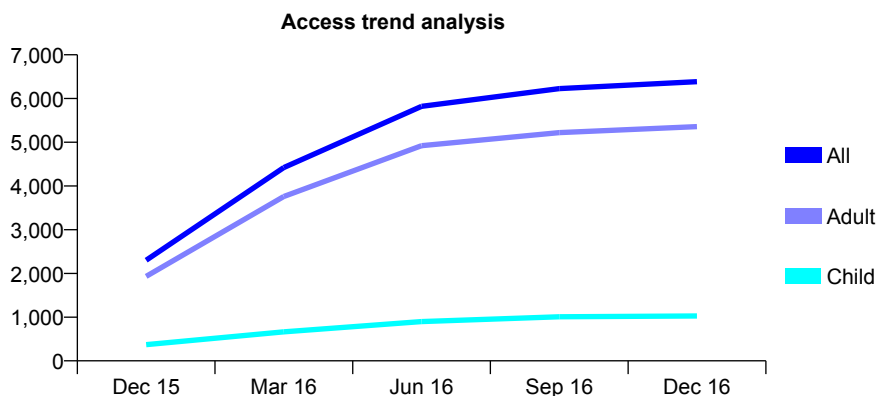
Q66 - Vital Signs At a Glance Contract Report for 196665/0001 - December 2016

Name or company name	DR Jaswinder Dhariwal
Contract type name	GDS Contract
Purpose of contract	General
Contract start date	14/09/2015
Contract end date	

16/17 Contracted general activity (UDA)	22,000
Carry forward general activity (UDA)	0
16/17 Contracted orthodontic activity (UOA)	0
Carry forward orthodontic activity (UOA)	0
Baseline contract value	£575,189.78

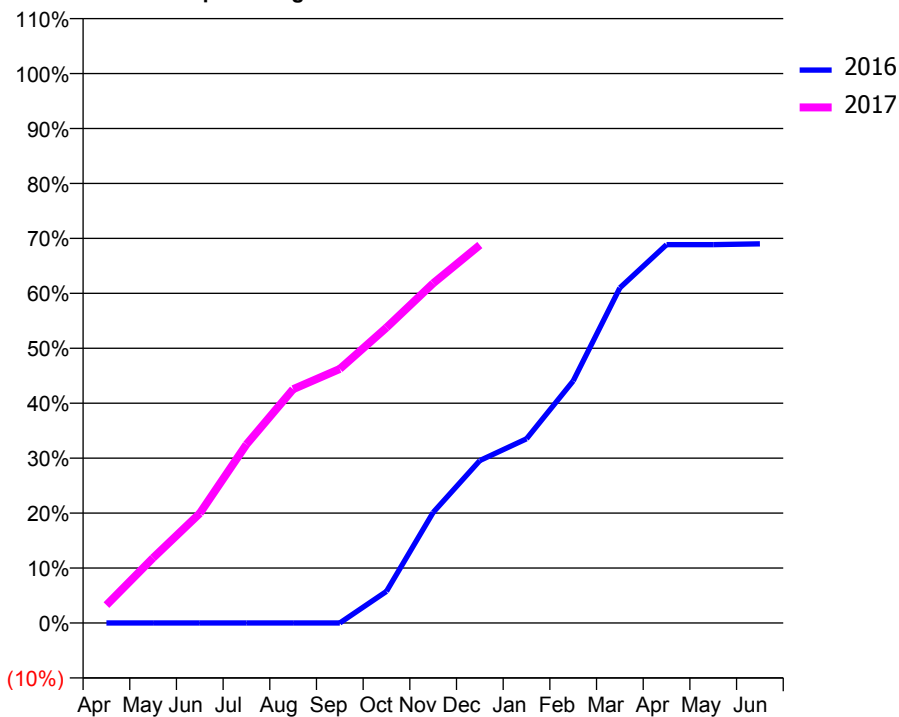
ACCESS*

Patients seen in 24 months	Total	Change since previous quarter
Quarter ending December 2015	2,301	
Quarter ending March 2016	4,422	↑
Quarter ending June 2016	5,821	↑
Quarter ending September 2016	6,228	↑
Quarter ending December 2016	6,385	↑
Variance since December 2015	177.5%	↑



ACTIVITY

Cumulative percentage of contracted UDA delivered 2016 & 2017



Month	Adjusted Scheduled Activity (UDA)	
	2016	2017
April	0	718
May	0	2,606
June	0	4,389
July	0	7,153
August	0	9,362
September	0	10,172
October	882	11,828
November	3,084	13,599
December	4,531	15,133
January	5,137	
February	6,751	
March	9,344	
April	10,550	
May	10,551	
June	10,574	

QUALITY

	Quantity	Base Number	Contract	AT	Region	England
% of FP17s for the same patient ID Re-attending within 3 months - Children	109	1,385	7.9%	10.5%	11.9%	12.4%
% of FP17s for the same patient ID Re-attending within 3 months - Adults	900	6,934	13.0%	15.9%	16.5%	16.6%
% of FP17s for the same patient ID Re-attending between 3 & 9 months - Children	648	1,385	46.8%	58.4%	60.2%	57.5%
% of FP17s for the same patient ID Re-attending between 3 & 9 months - Adults	3,331	6,934	48.0%	49.8%	52.0%	50.4%
% of FP17s for Band 1 Urgent Courses	448	7,768	5.8%	10.4%	9.5%	9.1%
% of FP17s Relating to Free Repair or Replacements	71	7,768	0.9%	0.9%	0.7%	0.8%
% of FP17s Relating to Continuations	22	7,768	0.3%	1.4%	1.2%	1.3%
% of Patients satisfied with the dentistry they have received	5	5	N/A	93.0%	92.9%	92.7%
% of Patients satisfied with the time they had to wait for an appointment	4	5	N/A	87.7%	88.8%	88.8%

* This is based on patients treated on this contract for their most recent course of treatment. Figures in italics indicate the base number of FP17s or Patient Questionnaire responses are less than 100. N/A is shown where the base number of responses is less than 10 during the period. % is calculated as Quantity/Base number*100

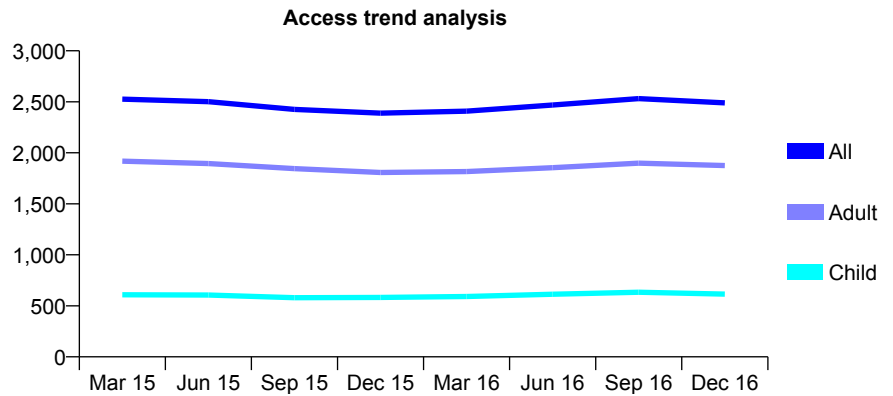
Q66 - Vital Signs At a Glance Contract Report for 196681/0001 - December 2016

Name or company name	Salcombe Dental Practice Limited
Contract type name	GDS Contract
Purpose of contract	General
Contract start date	01/04/2011
Contract end date	

16/17 Contracted general activity (UDA)	7,250
Carry forward general activity (UDA)	93
16/17 Contracted orthodontic activity (UOA)	0
Carry forward orthodontic activity (UOA)	0
Baseline contract value	£188,868.85

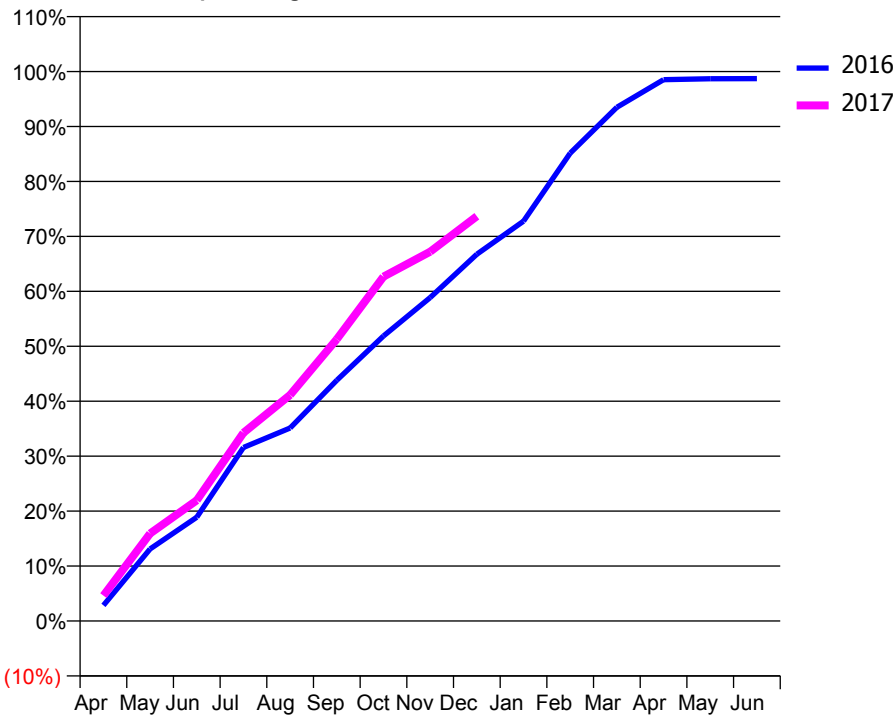
ACCESS*

Patients seen in 24 months	Total	Change since previous quarter
Quarter ending December 2015	2,389	
Quarter ending March 2016	2,408	→
Quarter ending June 2016	2,468	↑
Quarter ending September 2016	2,532	↑
Quarter ending December 2016	2,490	↓
Variance since December 2015	4.2%	↑



ACTIVITY

Cumulative percentage of contracted UDA delivered 2016 & 2017



Month	Adjusted Scheduled Activity (UDA)	
	2016	2017
April	207	335
May	952	1,155
June	1,370	1,593
July	2,289	2,483
August	2,546	2,982
September	3,177	3,719
October	3,761	4,543
November	4,267	4,873
December	4,839	5,341
January	5,275	
February	6,173	
March	6,778	
April	7,142	
May	7,154	
June	7,157	

QUALITY

	Quantity	Base Number	Contract	AT	Region	England
% of FP17s for the same patient ID Re-attending within 3 months - Children	56	710	7.9%	10.5%	11.9%	12.4%
% of FP17s for the same patient ID Re-attending within 3 months - Adults	420	2,135	19.7%	15.9%	16.5%	16.6%
% of FP17s for the same patient ID Re-attending between 3 & 9 months - Children	433	710	61.0%	58.4%	60.2%	57.5%
% of FP17s for the same patient ID Re-attending between 3 & 9 months - Adults	1,120	2,135	52.5%	49.8%	52.0%	50.4%
% of FP17s for Band 1 Urgent Courses	293	2,670	11.0%	10.4%	9.5%	9.1%
% of FP17s Relating to Free Repair or Replacements	1	2,670	0.0%	0.9%	0.7%	0.8%
% of FP17s Relating to Continuations	70	2,670	2.6%	1.4%	1.2%	1.3%
% of Patients satisfied with the dentistry they have received	3	4	N/A	93.0%	92.9%	92.7%
% of Patients satisfied with the time they had to wait for an appointment	3	4	N/A	87.7%	88.8%	88.8%

* This is based on patients treated on this contract for their most recent course of treatment. Figures in italics indicate the base number of FP17s or Patient Questionnaire responses are less than 100. N/A is shown where the base number of responses is less than 10 during the period. % is calculated as Quantity/Base number*100

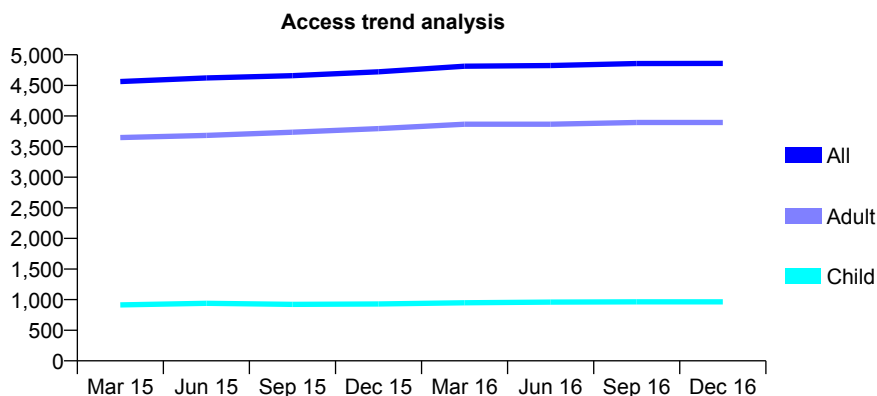
Q66 - Vital Signs At a Glance Contract Report for 197521/0001 - December 2016

Name or company name	Fresh Dental Health Care Limited
Contract type name	PDS Plus Contract
Purpose of contract	General
Contract start date	01/04/2010
Contract end date	30/06/2020

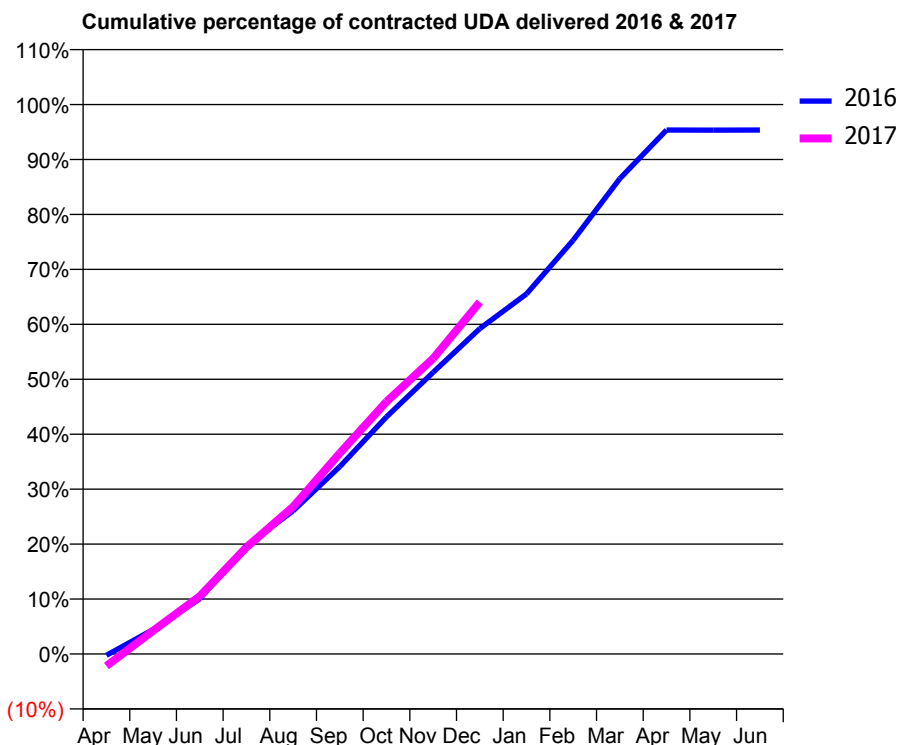
16/17 Contracted general activity (UDA)	14,300
Carry forward general activity (UDA)	665
16/17 Contracted orthodontic activity (UOA)	0
Carry forward orthodontic activity (UOA)	0
Baseline contract value	£233,018.41

ACCESS*

Patients seen in 24 months	Total	Change since previous quarter
Quarter ending December 2015	4,723	
Quarter ending March 2016	4,813	→
Quarter ending June 2016	4,825	→
Quarter ending September 2016	4,857	→
Quarter ending December 2016	4,859	→
Variance since December 2015	2.9%	↑



ACTIVITY



Month	Adjusted Scheduled Activity (UDA)	
	2016	2017
April	-38	-313
May	637	607
June	1,434	1,504
July	2,821	2,777
August	3,726	3,834
September	4,878	5,227
October	6,172	6,566
November	7,330	7,690
December	8,469	9,158
January	9,370	
February	10,770	
March	12,373	
April	13,637	
May	13,634	
June	13,635	

QUALITY

	Quantity	Base Number	Contract	AT	Region	England
% of FP17s for the same patient ID Re-attending within 3 months - Children	111	1,058	10.5%	10.5%	11.9%	12.4%
% of FP17s for the same patient ID Re-attending within 3 months - Adults	766	4,069	18.8%	15.9%	16.5%	16.6%
% of FP17s for the same patient ID Re-attending between 3 & 9 months - Children	625	1,058	59.1%	58.4%	60.2%	57.5%
% of FP17s for the same patient ID Re-attending between 3 & 9 months - Adults	2,040	4,069	50.1%	49.8%	52.0%	50.4%
% of FP17s for Band 1 Urgent Courses	686	4,749	14.4%	10.4%	9.5%	9.1%
% of FP17s Relating to Free Repair or Replacements	44	4,749	0.9%	0.9%	0.7%	0.8%
% of FP17s Relating to Continuations	38	4,749	0.8%	1.4%	1.2%	1.3%
% of Patients satisfied with the dentistry they have received	13	15	86.7%	93.0%	92.9%	92.7%
% of Patients satisfied with the time they had to wait for an appointment	14	15	93.3%	87.7%	88.8%	88.8%

* This is based on patients treated on this contract for their most recent course of treatment. Figures in italics indicate the base number of FP17s or Patient Questionnaire responses are less than 100. N/A is shown where the base number of responses is less than 10 during the period. % is calculated as Quantity/Base number*100

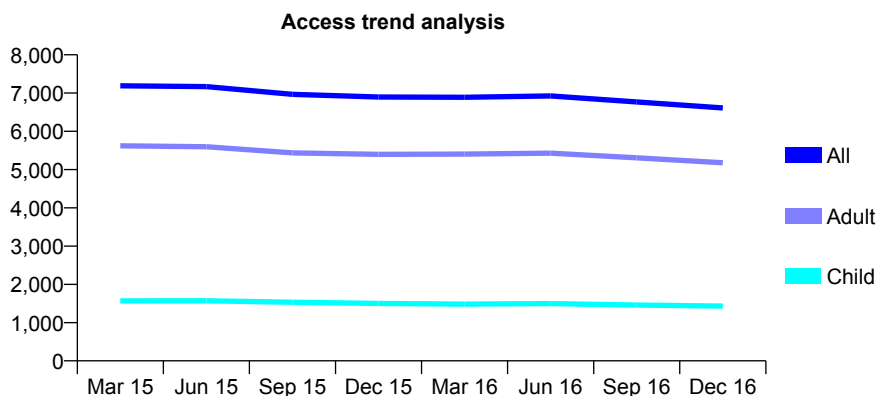
Q66 - Vital Signs At a Glance Contract Report for 197971/0001 - December 2016

Name or company name	Maidwell Dental Practice Limited
Contract type name	GDS Contract
Purpose of contract	General
Contract start date	01/08/2010
Contract end date	

16/17 Contracted general activity (UDA)	16,293
Carry forward general activity (UDA)	-193
16/17 Contracted orthodontic activity (UOA)	0
Carry forward orthodontic activity (UOA)	0
Baseline contract value	£428,607.35

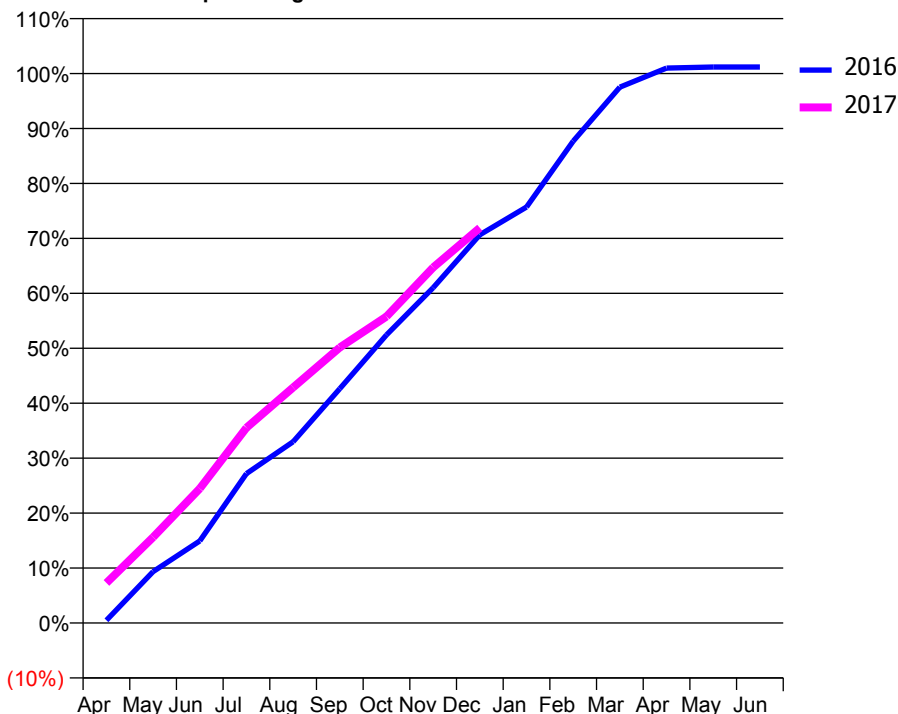
ACCESS*

Patients seen in 24 months	Total	Change since previous quarter
Quarter ending December 2015	6,897	
Quarter ending March 2016	6,889	→
Quarter ending June 2016	6,924	→
Quarter ending September 2016	6,768	↓
Quarter ending December 2016	6,610	↓
Variance since December 2015	(4.2%)	↓



ACTIVITY

Cumulative percentage of contracted UDA delivered 2016 & 2017



Month	Adjusted Scheduled Activity (UDA)	
	2016	2017
April	79	1,189
May	1,523	2,544
June	2,433	3,986
July	4,429	5,789
August	5,374	6,986
September	6,948	8,169
October	8,541	9,087
November	9,942	10,543
December	11,513	11,716
January	12,333	
February	14,285	
March	15,890	
April	16,453	
May	16,486	
June	16,486	

QUALITY

	Quantity	Base Number	Contract	AT	Region	England
% of FP17s for the same patient ID Re-attending within 3 months - Children	72	1,334	5.4%	10.5%	11.9%	12.4%
% of FP17s for the same patient ID Re-attending within 3 months - Adults	627	4,785	13.1%	15.9%	16.5%	16.6%
% of FP17s for the same patient ID Re-attending between 3 & 9 months - Children	540	1,334	40.5%	58.4%	60.2%	57.5%
% of FP17s for the same patient ID Re-attending between 3 & 9 months - Adults	2,129	4,785	44.5%	49.8%	52.0%	50.4%
% of FP17s for Band 1 Urgent Courses	203	5,750	3.5%	10.4%	9.5%	9.1%
% of FP17s Relating to Free Repair or Replacements	46	5,750	0.8%	0.9%	0.7%	0.8%
% of FP17s Relating to Continuations	115	5,750	2.0%	1.4%	1.2%	1.3%
% of Patients satisfied with the dentistry they have received	10	11	90.9%	93.0%	92.9%	92.7%
% of Patients satisfied with the time they had to wait for an appointment	9	11	81.8%	87.7%	88.8%	88.8%

* This is based on patients treated on this contract for their most recent course of treatment. Figures in italics indicate the base number of FP17s or Patient Questionnaire responses are less than 100. N/A is shown where the base number of responses is less than 10 during the period. % is calculated as Quantity/Base number*100

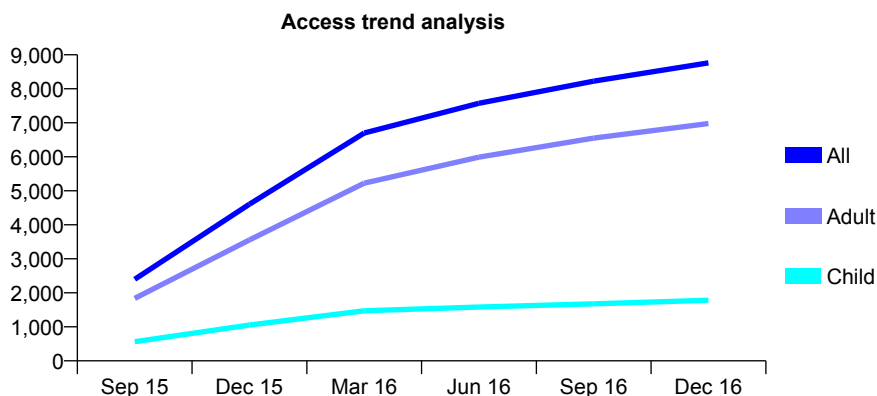
Q66 - Vital Signs At a Glance Contract Report for 198382/0001 - December 2016

Name or company name	Bond Street Dental Partners
Contract type name	GDS Contract
Purpose of contract	General
Contract start date	01/07/2015
Contract end date	

16/17 Contracted general activity (UDA)	33,000
Carry forward general activity (UDA)	1,164
16/17 Contracted orthodontic activity (UOA)	0
Carry forward orthodontic activity (UOA)	0
Baseline contract value	£855,978.67

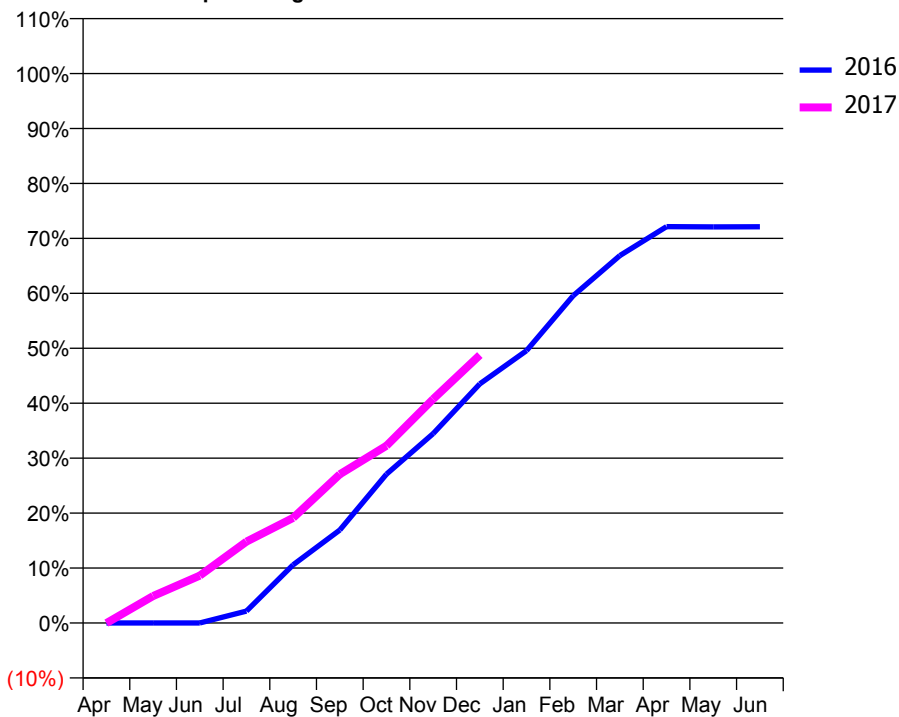
ACCESS*

Patients seen in 24 months	Total	Change since previous quarter
Quarter ending December 2015	4,606	
Quarter ending March 2016	6,701	↑
Quarter ending June 2016	7,574	↑
Quarter ending September 2016	8,227	↑
Quarter ending December 2016	8,762	↑
Variance since December 2015	90.2%	↑



ACTIVITY

Cumulative percentage of contracted UDA delivered 2016 & 2017



Month	Adjusted Scheduled Activity (UDA)	
	2016	2017
April	0	-13
May	0	1,624
June	0	2,847
July	717	4,892
August	3,478	6,311
September	5,555	8,937
October	8,891	10,645
November	11,312	13,453
December	14,286	16,096
January	16,266	
February	19,554	
March	21,952	
April	23,679	
May	23,658	
June	23,670	

QUALITY

	Quantity	Base Number	Contract	AT	Region	England
% of FP17s for the same patient ID Re-attending within 3 months - Children	126	1,653	7.6%	10.5%	11.9%	12.4%
% of FP17s for the same patient ID Re-attending within 3 months - Adults	1,103	6,398	17.2%	15.9%	16.5%	16.6%
% of FP17s for the same patient ID Re-attending between 3 & 9 months - Children	782	1,653	47.3%	58.4%	60.2%	57.5%
% of FP17s for the same patient ID Re-attending between 3 & 9 months - Adults	2,267	6,398	35.4%	49.8%	52.0%	50.4%
% of FP17s for Band 1 Urgent Courses	756	7,203	10.5%	10.4%	9.5%	9.1%
% of FP17s Relating to Free Repair or Replacements	194	7,203	2.7%	0.9%	0.7%	0.8%
% of FP17s Relating to Continuations	98	7,203	1.4%	1.4%	1.2%	1.3%
% of Patients satisfied with the dentistry they have received	27	31	87.1%	93.0%	92.9%	92.7%
% of Patients satisfied with the time they had to wait for an appointment	26	31	83.9%	87.7%	88.8%	88.8%

* This is based on patients treated on this contract for their most recent course of treatment. Figures in italics indicate the base number of FP17s or Patient Questionnaire responses are less than 100. N/A is shown where the base number of responses is less than 10 during the period. % is calculated as Quantity/Base number*100

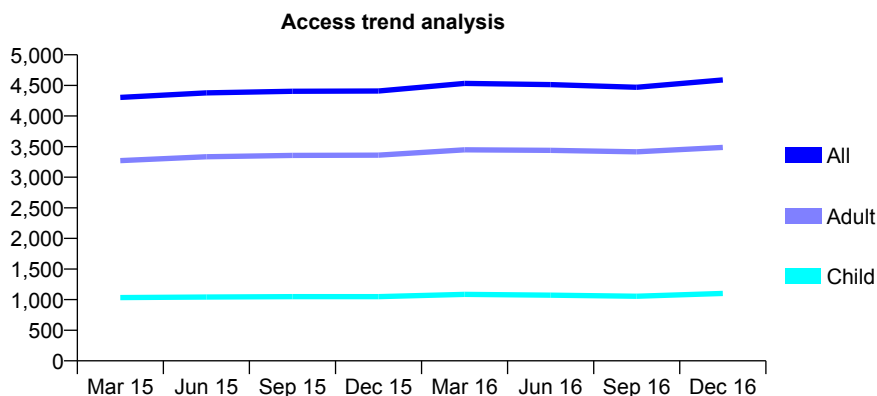
Q66 - Vital Signs At a Glance Contract Report for 199109/0001 - December 2016

Name or company name	Central Park Dental Practice Limited
Contract type name	GDS Contract
Purpose of contract	General
Contract start date	01/04/2010
Contract end date	

16/17 Contracted general activity (UDA)	14,000
Carry forward general activity (UDA)	-143
16/17 Contracted orthodontic activity (UOA)	0
Carry forward orthodontic activity (UOA)	0
Baseline contract value	£352,559.62

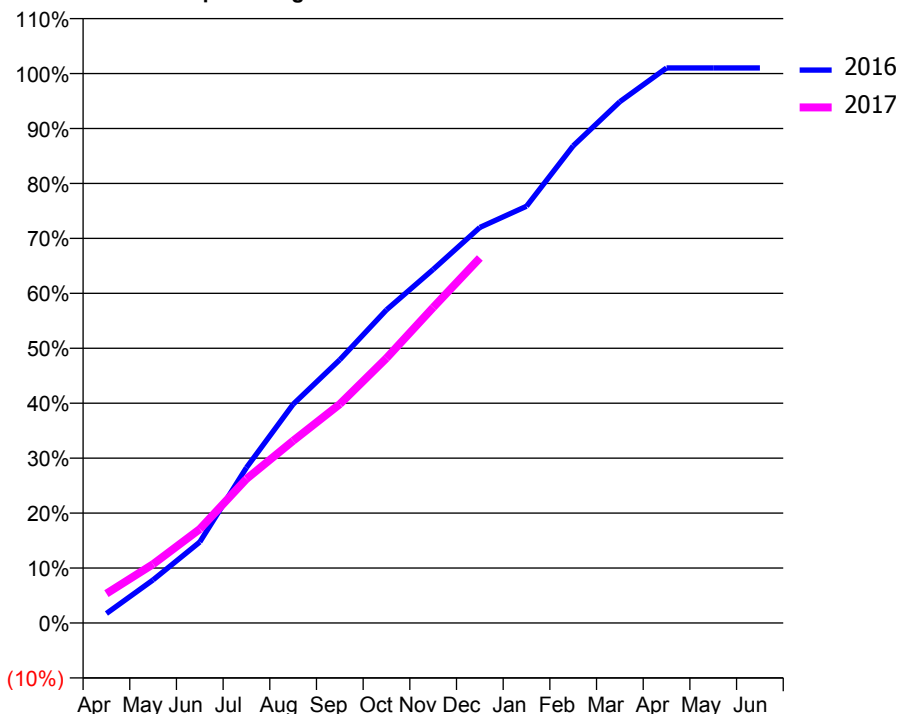
ACCESS*

Patients seen in 24 months	Total	Change since previous quarter
Quarter ending December 2015	4,409	
Quarter ending March 2016	4,533	↑
Quarter ending June 2016	4,512	→
Quarter ending September 2016	4,470	→
Quarter ending December 2016	4,590	↑
Variance since December 2015	4.1%	↑



ACTIVITY

Cumulative percentage of contracted UDA delivered 2016 & 2017



Month	Adjusted Scheduled Activity (UDA)	
	2016	2017
April	242	749
May	1,098	1,500
June	2,065	2,395
July	3,958	3,672
August	5,574	4,644
September	6,709	5,577
October	7,979	6,748
November	9,008	8,039
December	10,078	9,301
January	10,620	
February	12,158	
March	13,281	
April	14,142	
May	14,142	
June	14,143	

QUALITY

	Quantity	Base Number	Contract	AT	Region	England
% of FP17s for the same patient ID Re-attending within 3 months - Children	79	1,173	6.7%	10.5%	11.9%	12.4%
% of FP17s for the same patient ID Re-attending within 3 months - Adults	519	3,610	14.4%	15.9%	16.5%	16.6%
% of FP17s for the same patient ID Re-attending between 3 & 9 months - Children	637	1,173	54.3%	58.4%	60.2%	57.5%
% of FP17s for the same patient ID Re-attending between 3 & 9 months - Adults	1,860	3,610	51.5%	49.8%	52.0%	50.4%
% of FP17s for Band 1 Urgent Courses	199	4,449	4.5%	10.4%	9.5%	9.1%
% of FP17s Relating to Free Repair or Replacements	64	4,449	1.4%	0.9%	0.7%	0.8%
% of FP17s Relating to Continuations	115	4,449	2.6%	1.4%	1.2%	1.3%
% of Patients satisfied with the dentistry they have received	32	35	91.4%	93.0%	92.9%	92.7%
% of Patients satisfied with the time they had to wait for an appointment	33	35	94.3%	87.7%	88.8%	88.8%

* This is based on patients treated on this contract for their most recent course of treatment. Figures in italics indicate the base number of FP17s or Patient Questionnaire responses are less than 100. N/A is shown where the base number of responses is less than 10 during the period. % is calculated as Quantity/Base number*100

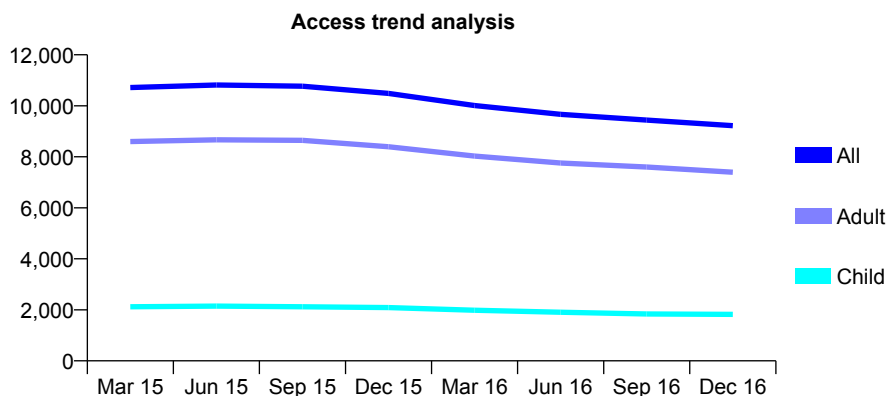
Q66 - Vital Signs At a Glance Contract Report for 199222/0001 - December 2016

Name or company name	Green Lane Dental Practice Partnership
Contract type name	GDS Contract
Purpose of contract	General
Contract start date	24/01/2013
Contract end date	

16/17 Contracted general activity (UDA)	30,211
Carry forward general activity (UDA)	347
16/17 Contracted orthodontic activity (UOA)	0
Carry forward orthodontic activity (UOA)	0
Baseline contract value	£783,702.11

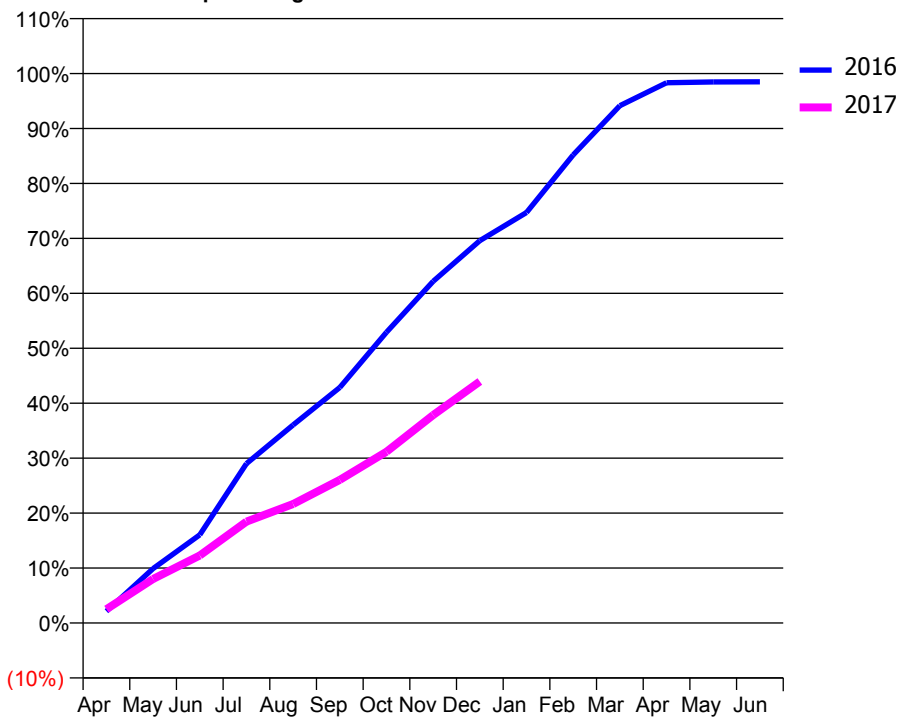
ACCESS*

Patients seen in 24 months	Total	Change since previous quarter
Quarter ending December 2015	10,484	
Quarter ending March 2016	10,010	↓
Quarter ending June 2016	9,666	↓
Quarter ending September 2016	9,441	↓
Quarter ending December 2016	9,221	↓
Variance since December 2015	(12.0%)	↓



ACTIVITY

Cumulative percentage of contracted UDA delivered 2016 & 2017



Month	Adjusted Scheduled Activity (UDA)	
	2016	2017
April	651	761
May	3,008	2,426
June	4,868	3,711
July	8,794	5,572
August	10,924	6,543
September	12,993	7,873
October	16,036	9,416
November	18,849	11,436
December	21,095	13,282
January	22,645	
February	25,819	
March	28,535	
April	29,802	
May	29,846	
June	29,852	

QUALITY

	Quantity	Base Number	Contract	AT	Region	England
% of FP17s for the same patient ID Re-attending within 3 months - Children	57	1,445	3.9%	10.5%	11.9%	12.4%
% of FP17s for the same patient ID Re-attending within 3 months - Adults	853	5,837	14.6%	15.9%	16.5%	16.6%
% of FP17s for the same patient ID Re-attending between 3 & 9 months - Children	713	1,445	49.3%	58.4%	60.2%	57.5%
% of FP17s for the same patient ID Re-attending between 3 & 9 months - Adults	2,389	5,837	40.9%	49.8%	52.0%	50.4%
% of FP17s for Band 1 Urgent Courses	662	6,752	9.8%	10.4%	9.5%	9.1%
% of FP17s Relating to Free Repair or Replacements	44	6,752	0.7%	0.9%	0.7%	0.8%
% of FP17s Relating to Continuations	118	6,752	1.7%	1.4%	1.2%	1.3%
% of Patients satisfied with the dentistry they have received	13	14	92.9%	93.0%	92.9%	92.7%
% of Patients satisfied with the time they had to wait for an appointment	11	14	78.6%	87.7%	88.8%	88.8%

* This is based on patients treated on this contract for their most recent course of treatment. Figures in italics indicate the base number of FP17s or Patient Questionnaire responses are less than 100. N/A is shown where the base number of responses is less than 10 during the period. % is calculated as Quantity/Base number*100

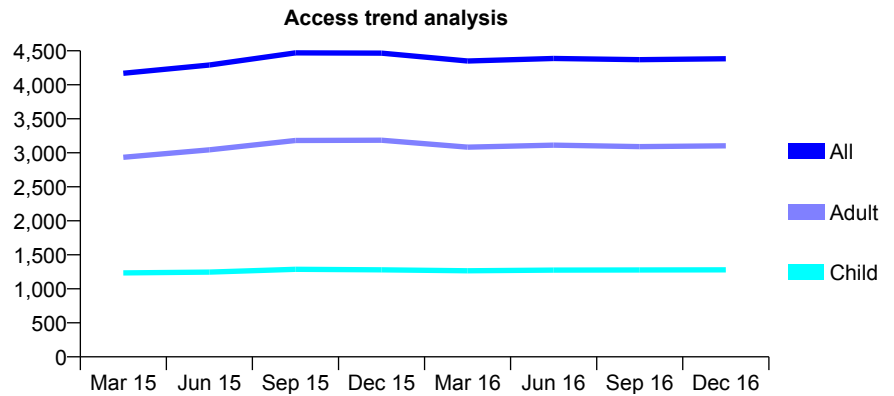
Q66 - Vital Signs At a Glance Contract Report for 199672/0001 - December 2016

Name or company name	Murgelas Practice Management Ltd
Contract type name	GDS Contract
Purpose of contract	General
Contract start date	01/06/2010
Contract end date	

16/17 Contracted general activity (UDA)	14,230
Carry forward general activity (UDA)	-31
16/17 Contracted orthodontic activity (UOA)	0
Carry forward orthodontic activity (UOA)	0
Baseline contract value	£368,456.17

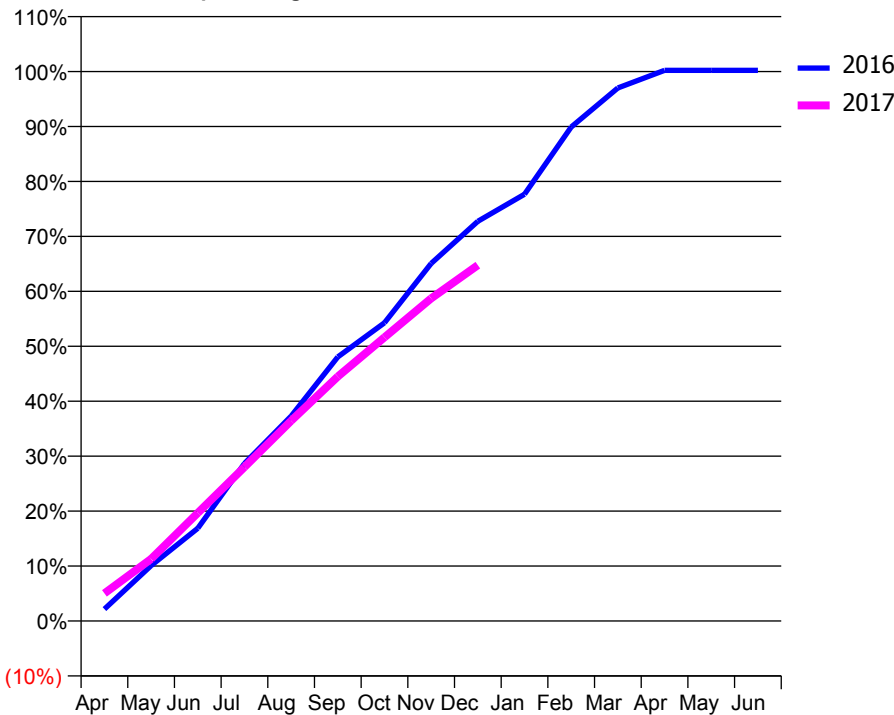
ACCESS*

Patients seen in 24 months	Total	Change since previous quarter
Quarter ending December 2015	4,465	
Quarter ending March 2016	4,350	↓
Quarter ending June 2016	4,388	→
Quarter ending September 2016	4,369	→
Quarter ending December 2016	4,383	→
Variance since December 2015	(1.8%)	↓



ACTIVITY

Cumulative percentage of contracted UDA delivered 2016 & 2017



Month	Adjusted Scheduled Activity (UDA)	
	2016	2017
April	309	717
May	1,433	1,606
June	2,401	2,799
July	4,080	3,988
August	5,307	5,187
September	6,838	6,332
October	7,723	7,345
November	9,261	8,355
December	10,352	9,214
January	11,051	
February	12,794	
March	13,805	
April	14,259	
May	14,260	
June	14,261	

QUALITY

	Quantity	Base Number	Contract	AT	Region	England
% of FP17s for the same patient ID Re-attending within 3 months - Children	87	1,385	6.3%	10.5%	11.9%	12.4%
% of FP17s for the same patient ID Re-attending within 3 months - Adults	460	3,014	15.3%	15.9%	16.5%	16.6%
% of FP17s for the same patient ID Re-attending between 3 & 9 months - Children	813	1,385	58.7%	58.4%	60.2%	57.5%
% of FP17s for the same patient ID Re-attending between 3 & 9 months - Adults	1,511	3,014	50.1%	49.8%	52.0%	50.4%
% of FP17s for Band 1 Urgent Courses	415	4,204	9.9%	10.4%	9.5%	9.1%
% of FP17s Relating to Free Repair or Replacements	36	4,204	0.9%	0.9%	0.7%	0.8%
% of FP17s Relating to Continuations	53	4,204	1.3%	1.4%	1.2%	1.3%
% of Patients satisfied with the dentistry they have received	5	6	N/A	93.0%	92.9%	92.7%
% of Patients satisfied with the time they had to wait for an appointment	5	6	N/A	87.7%	88.8%	88.8%

* This is based on patients treated on this contract for their most recent course of treatment. Figures in italics indicate the base number of FP17s or Patient Questionnaire responses are less than 100. N/A is shown where the base number of responses is less than 10 during the period. % is calculated as Quantity/Base number*100

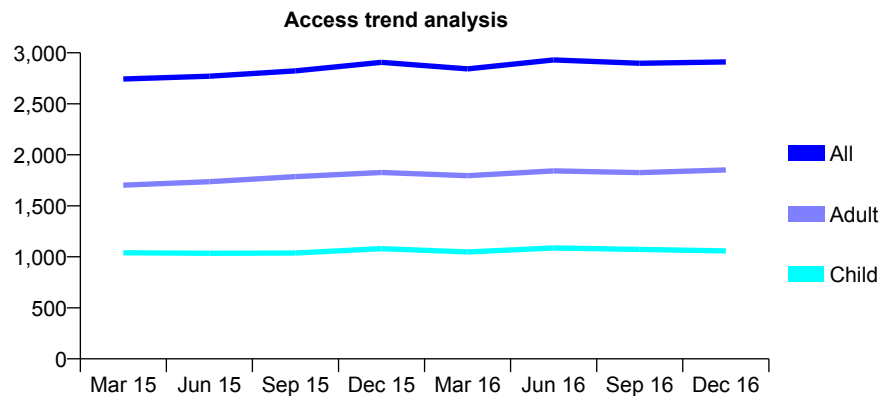
Q66 - Vital Signs At a Glance Contract Report for 199982/0001 - December 2016

Name or company name	The White House Dental Surgery
Contract type name	GDS Contract
Purpose of contract	General
Contract start date	01/11/2007
Contract end date	

16/17 Contracted general activity (UDA)	7,461
Carry forward general activity (UDA)	-13
16/17 Contracted orthodontic activity (UOA)	0
Carry forward orthodontic activity (UOA)	0
Baseline contract value	£170,251.95

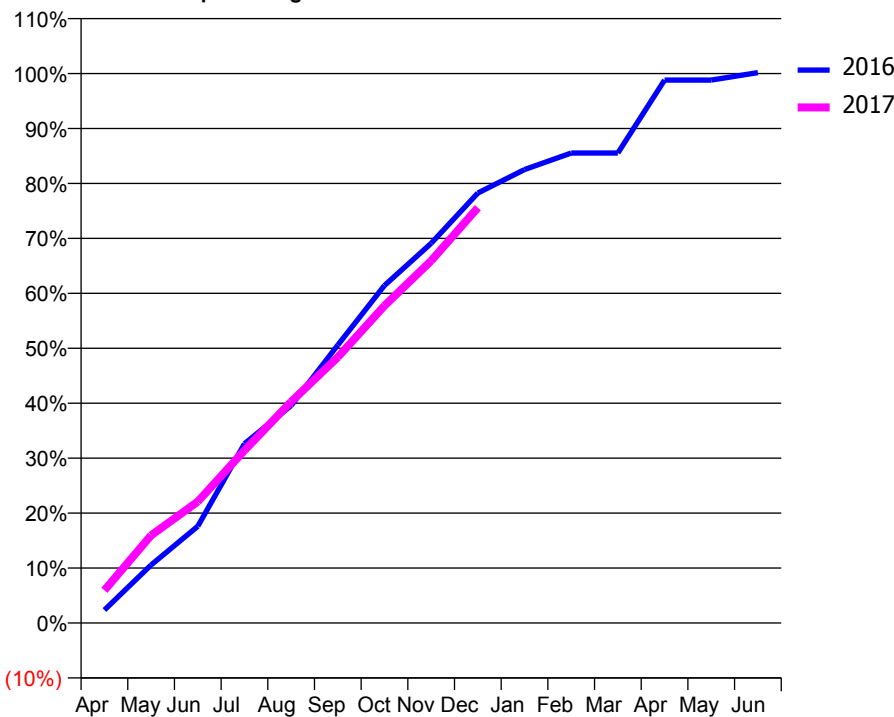
ACCESS*

Patients seen in 24 months	Total	Change since previous quarter
Quarter ending December 2015	2,907	
Quarter ending March 2016	2,843	↓
Quarter ending June 2016	2,930	↑
Quarter ending September 2016	2,898	↓
Quarter ending December 2016	2,910	→
Variance since December 2015	0.1%	→



ACTIVITY

Cumulative percentage of contracted UDA delivered 2016 & 2017



Month	Adjusted Scheduled Activity (UDA)	
	2016	2017
April	177	444
May	788	1,190
June	1,314	1,648
July	2,434	2,344
August	2,952	3,005
September	3,774	3,610
October	4,583	4,309
November	5,156	4,919
December	5,839	5,639
January	6,157	
February	6,381	
March	6,381	
April	7,372	
May	7,372	
June	7,474	

QUALITY

	Quantity	Base Number	Contract	AT	Region	England
% of FP17s for the same patient ID Re-attending within 3 months - Children	113	1,528	7.4%	10.5%	11.9%	12.4%
% of FP17s for the same patient ID Re-attending within 3 months - Adults	308	2,328	13.2%	15.9%	16.5%	16.6%
% of FP17s for the same patient ID Re-attending between 3 & 9 months - Children	877	1,528	57.4%	58.4%	60.2%	57.5%
% of FP17s for the same patient ID Re-attending between 3 & 9 months - Adults	1,180	2,328	50.7%	49.8%	52.0%	50.4%
% of FP17s for Band 1 Urgent Courses	145	3,231	4.5%	10.4%	9.5%	9.1%
% of FP17s Relating to Free Repair or Replacements	28	3,231	0.9%	0.9%	0.7%	0.8%
% of FP17s Relating to Continuations	75	3,231	2.3%	1.4%	1.2%	1.3%
% of Patients satisfied with the dentistry they have received	4	4	N/A	93.0%	92.9%	92.7%
% of Patients satisfied with the time they had to wait for an appointment	4	4	N/A	87.7%	88.8%	88.8%

* This is based on patients treated on this contract for their most recent course of treatment. Figures in italics indicate the base number of FP17s or Patient Questionnaire responses are less than 100. N/A is shown where the base number of responses is less than 10 during the period. % is calculated as Quantity/Base number*100

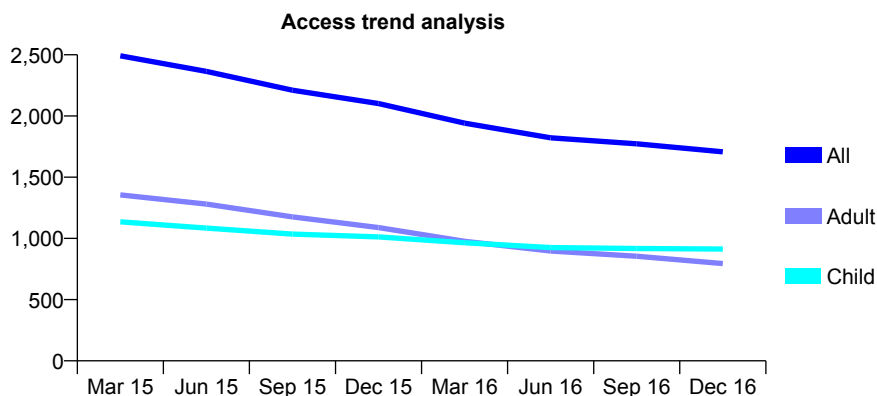
Q66 - Vital Signs At a Glance Contract Report for 199990/0003 - December 2016

Name or company name	Endsleigh Dental Practices Limited
Contract type name	GDS Contract
Purpose of contract	General
Contract start date	01/09/2006
Contract end date	

16/17 Contracted general activity (UDA)	4,000
Carry forward general activity (UDA)	151
16/17 Contracted orthodontic activity (UOA)	0
Carry forward orthodontic activity (UOA)	0
Baseline contract value	£106,377.44

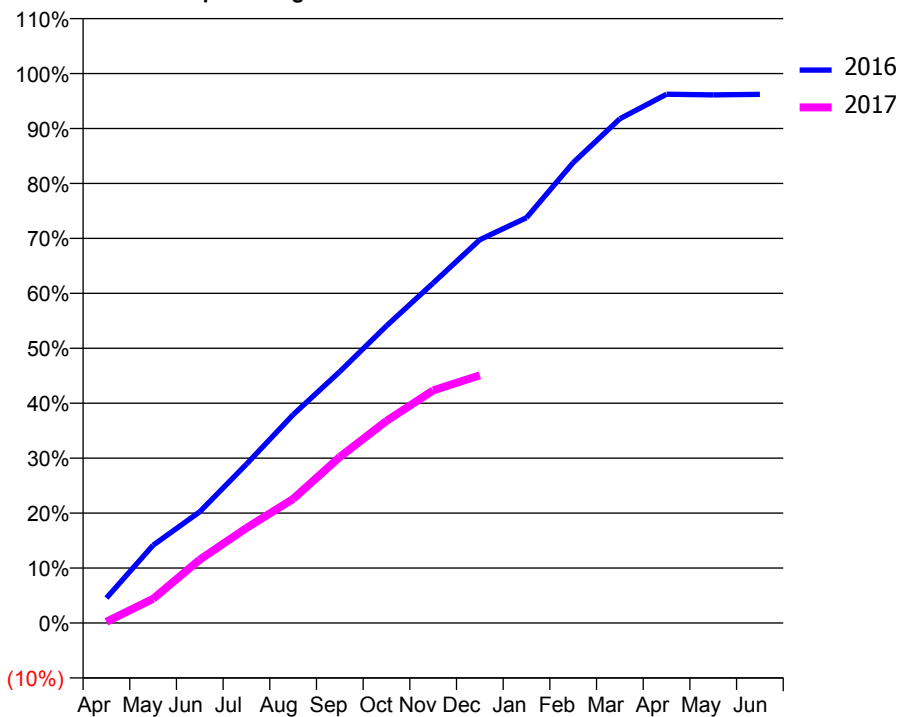
ACCESS*

Patients seen in 24 months	Total	Change since previous quarter
Quarter ending December 2015	2,102	
Quarter ending March 2016	1,942	↓
Quarter ending June 2016	1,822	↓
Quarter ending September 2016	1,773	↓
Quarter ending December 2016	1,708	↓
Variance since December 2015	(18.7%)	↓



ACTIVITY

Cumulative percentage of contracted UDA delivered 2016 & 2017



Month	Adjusted Scheduled Activity (UDA)	
	2016	2017
April	182	10
May	567	177
June	810	462
July	1,157	692
August	1,517	903
September	1,830	1,209
October	2,163	1,471
November	2,475	1,694
December	2,790	1,803
January	2,950	
February	3,352	
March	3,670	
April	3,850	
May	3,845	
June	3,849	

QUALITY

	Quantity	Base Number	Contract	AT	Region	England
% of FP17s for the same patient ID Re-attending within 3 months - Children	47	828	5.7%	10.5%	11.9%	12.4%
% of FP17s for the same patient ID Re-attending within 3 months - Adults	56	571	9.8%	15.9%	16.5%	16.6%
% of FP17s for the same patient ID Re-attending between 3 & 9 months - Children	463	828	55.9%	58.4%	60.2%	57.5%
% of FP17s for the same patient ID Re-attending between 3 & 9 months - Adults	323	571	56.6%	49.8%	52.0%	50.4%
% of FP17s for Band 1 Urgent Courses	42	1,288	3.3%	10.4%	9.5%	9.1%
% of FP17s Relating to Free Repair or Replacements	0	1,288	0.0%	0.9%	0.7%	0.8%
% of FP17s Relating to Continuations	18	1,288	1.4%	1.4%	1.2%	1.3%
% of Patients satisfied with the dentistry they have received	2	2	N/A	93.0%	92.9%	92.7%
% of Patients satisfied with the time they had to wait for an appointment	2	2	N/A	87.7%	88.8%	88.8%

* This is based on patients treated on this contract for their most recent course of treatment. Figures in italics indicate the base number of FP17s or Patient Questionnaire responses are less than 100. N/A is shown where the base number of responses is less than 10 during the period. % is calculated as Quantity/Base number*100

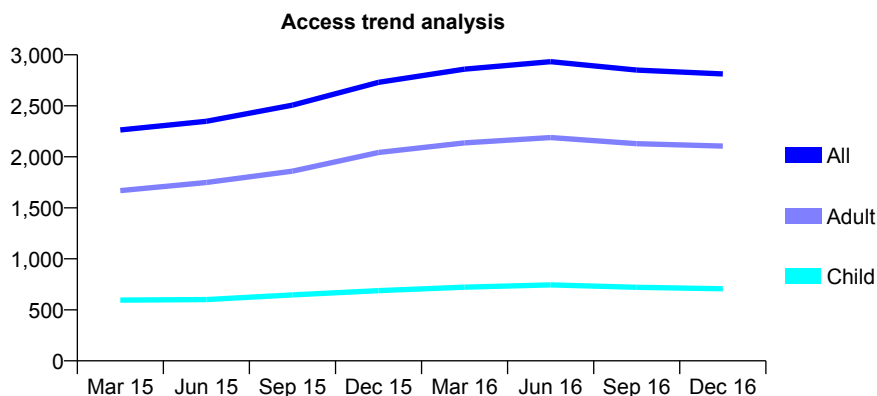
Q66 - Vital Signs At a Glance Contract Report for 221171/0001 - December 2016

Name or company name	MR MB RETALLACK
Contract type name	GDS Contract
Purpose of contract	General
Contract start date	01/08/2008
Contract end date	

16/17 Contracted general activity (UDA)	6,500
Carry forward general activity (UDA)	-130
16/17 Contracted orthodontic activity (UOA)	0
Carry forward orthodontic activity (UOA)	0
Baseline contract value	£153,688.17

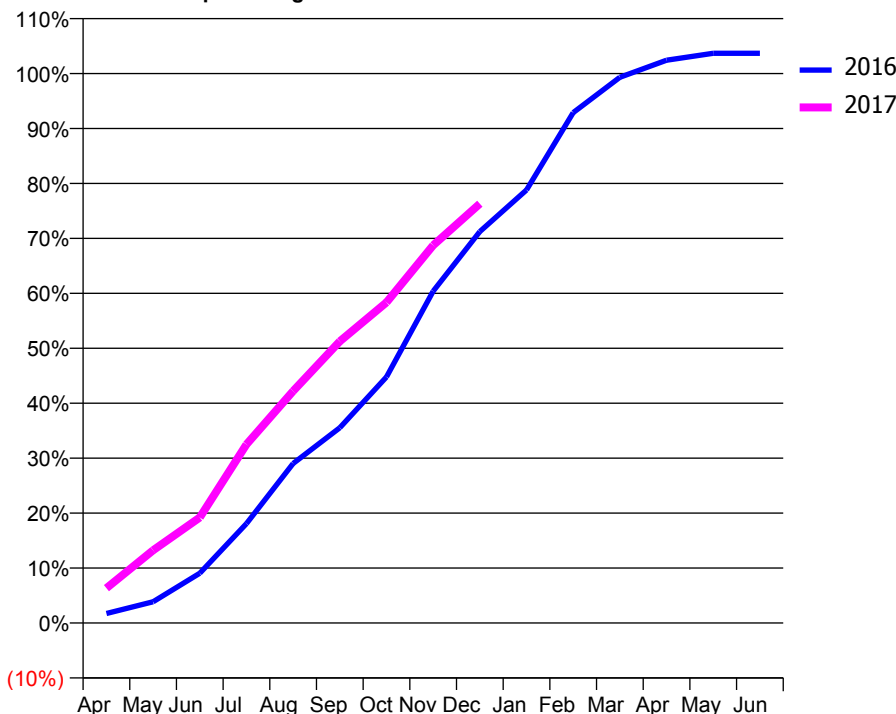
ACCESS*

Patients seen in 24 months	Total	Change since previous quarter
Quarter ending December 2015	2,730	
Quarter ending March 2016	2,859	↑
Quarter ending June 2016	2,933	↑
Quarter ending September 2016	2,850	↓
Quarter ending December 2016	2,812	↓
Variance since December 2015	3.0%	↑



ACTIVITY

Cumulative percentage of contracted UDA delivered 2016 & 2017



Month	Adjusted Scheduled Activity (UDA)	
	2016	2017
April	112	413
May	251	861
June	589	1,249
July	1,176	2,113
August	1,887	2,744
September	2,309	3,332
October	2,911	3,793
November	3,925	4,469
December	4,631	4,960
January	5,123	
February	6,037	
March	6,455	
April	6,657	
May	6,739	
June	6,739	

QUALITY

	Quantity	Base Number	Contract	AT	Region	England
% of FP17s for the same patient ID Re-attending within 3 months - Children	48	576	8.3%	10.5%	11.9%	12.4%
% of FP17s for the same patient ID Re-attending within 3 months - Adults	268	1,851	14.5%	15.9%	16.5%	16.6%
% of FP17s for the same patient ID Re-attending between 3 & 9 months - Children	230	576	39.9%	58.4%	60.2%	57.5%
% of FP17s for the same patient ID Re-attending between 3 & 9 months - Adults	740	1,851	40.0%	49.8%	52.0%	50.4%
% of FP17s for Band 1 Urgent Courses	246	2,291	10.7%	10.4%	9.5%	9.1%
% of FP17s Relating to Free Repair or Replacements	51	2,291	2.2%	0.9%	0.7%	0.8%
% of FP17s Relating to Continuations	10	2,291	0.4%	1.4%	1.2%	1.3%
% of Patients satisfied with the dentistry they have received	8	8	N/A	93.0%	92.9%	92.7%
% of Patients satisfied with the time they had to wait for an appointment	8	8	N/A	87.7%	88.8%	88.8%

* This is based on patients treated on this contract for their most recent course of treatment. Figures in italics indicate the base number of FP17s or Patient Questionnaire responses are less than 100. N/A is shown where the base number of responses is less than 10 during the period. % is calculated as Quantity/Base number*100

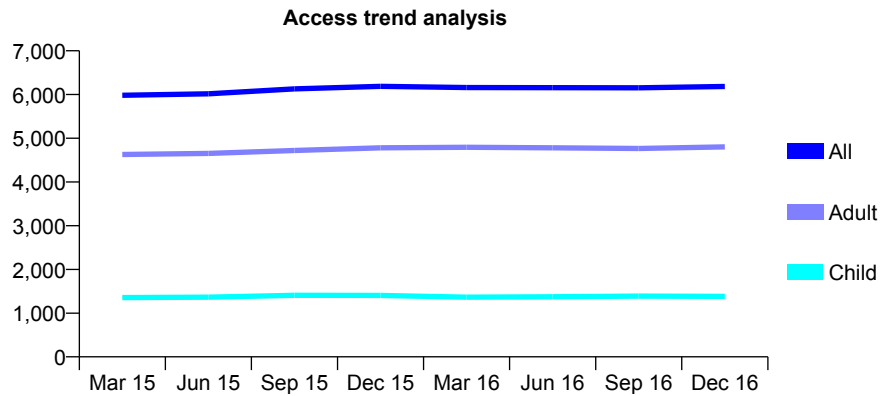
Q66 - Vital Signs At a Glance Contract Report for 229342/0001 - December 2016

Name or company name	MR IJ MILLS
Contract type name	GDS Contract
Purpose of contract	General and Orthodontic
Contract start date	01/04/2006
Contract end date	

16/17 Contracted general activity (UDA)	17,125
Carry forward general activity (UDA)	8
16/17 Contracted orthodontic activity (UOA)	1,004
Carry forward orthodontic activity (UOA)	0
Baseline contract value	£706,703.17

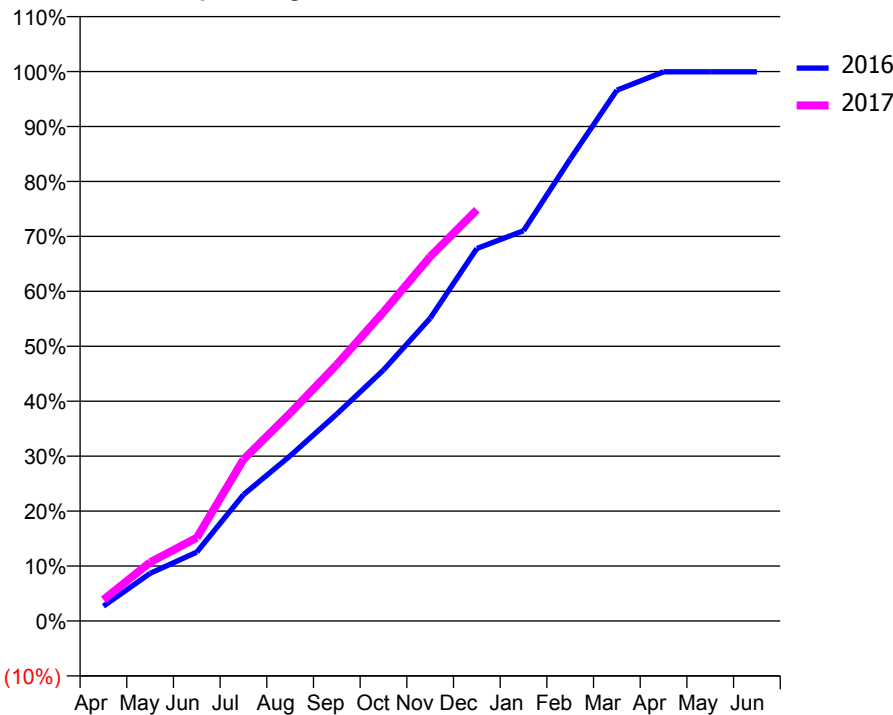
ACCESS*

Patients seen in 24 months	Total	Change since previous quarter
Quarter ending December 2015	6,186	
Quarter ending March 2016	6,160	→
Quarter ending June 2016	6,157	→
Quarter ending September 2016	6,155	→
Quarter ending December 2016	6,185	→
Variance since December 2015	(0.0%)	→



ACTIVITY

Cumulative percentage of contracted UDA delivered 2016 & 2017



Month	Adjusted Scheduled Activity (UDA)	
	2016	2017
April	473	662
May	1,516	1,829
June	2,192	2,597
July	4,020	5,034
August	5,256	6,478
September	6,591	7,992
October	7,990	9,629
November	9,634	11,355
December	11,857	12,816
January	12,420	
February	14,701	
March	16,894	
April	17,481	
May	17,481	
June	17,481	

QUALITY

	Quantity	Base Number	Contract	AT	Region	England
% of FP17s for the same patient ID Re-attending within 3 months - Children	192	1,594	12.0%	10.5%	11.9%	12.4%
% of FP17s for the same patient ID Re-attending within 3 months - Adults	703	4,876	14.4%	15.9%	16.5%	16.6%
% of FP17s for the same patient ID Re-attending between 3 & 9 months - Children	860	1,594	54.0%	58.4%	60.2%	57.5%
% of FP17s for the same patient ID Re-attending between 3 & 9 months - Adults	2,614	4,876	53.6%	49.8%	52.0%	50.4%
% of FP17s for Band 1 Urgent Courses	494	6,118	8.1%	10.4%	9.5%	9.1%
% of FP17s Relating to Free Repair or Replacements	46	6,118	0.8%	0.9%	0.7%	0.8%
% of FP17s Relating to Continuations	162	6,118	2.6%	1.4%	1.2%	1.3%
% of Patients satisfied with the dentistry they have received	13	14	92.9%	93.0%	92.9%	92.7%
% of Patients satisfied with the time they had to wait for an appointment	14	14	100.0%	87.7%	88.8%	88.8%

* This is based on patients treated on this contract for their most recent course of treatment. Figures in italics indicate the base number of FP17s or Patient Questionnaire responses are less than 100. N/A is shown where the base number of responses is less than 10 during the period. % is calculated as Quantity/Base number*100

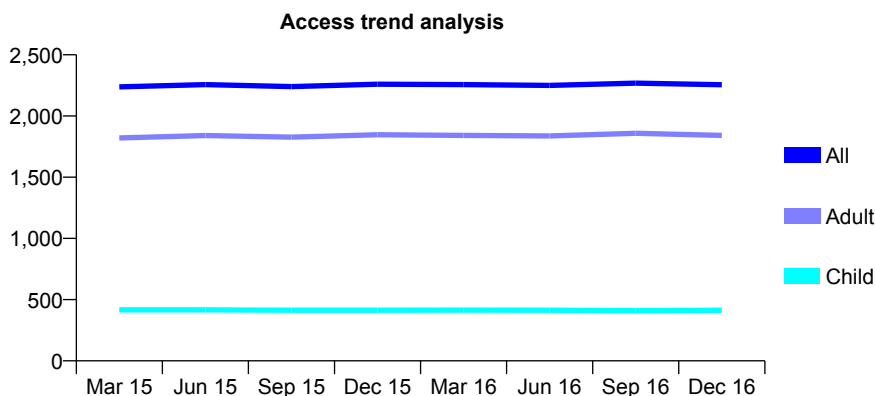
Q66 - Vital Signs At a Glance Contract Report for 230499/0001 - December 2016

Name or company name	MR JB POZNANSKY
Contract type name	GDS Contract
Purpose of contract	General
Contract start date	01/04/2006
Contract end date	

16/17 Contracted general activity (UDA)	8,530
Carry forward general activity (UDA)	-171
16/17 Contracted orthodontic activity (UOA)	0
Carry forward orthodontic activity (UOA)	0
Baseline contract value	£221,037.04

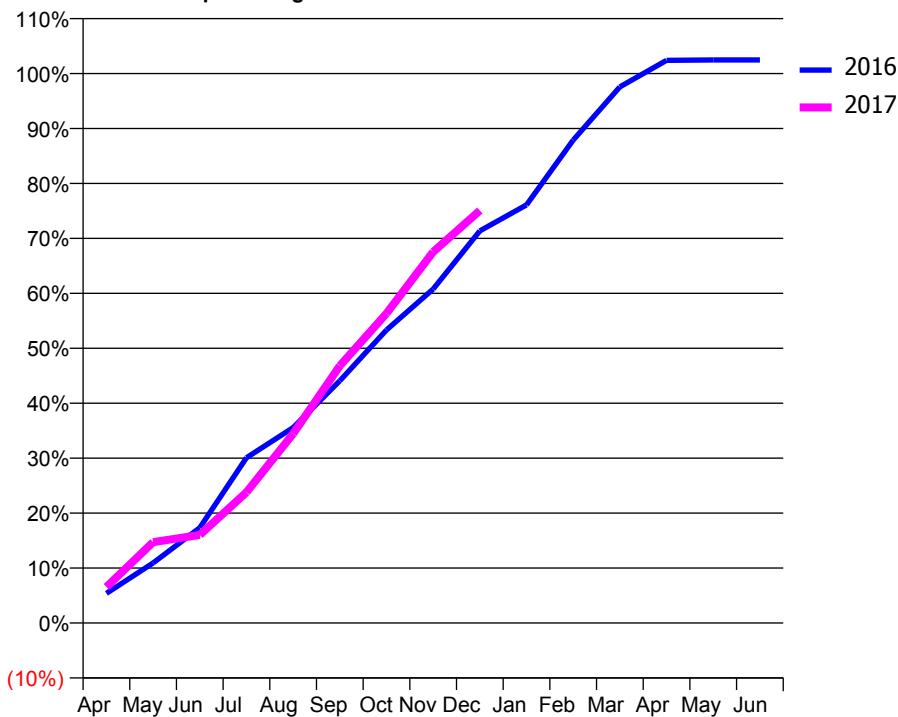
ACCESS*

Patients seen in 24 months	Total	Change since previous quarter
Quarter ending December 2015	2,260	
Quarter ending March 2016	2,256	→
Quarter ending June 2016	2,250	→
Quarter ending September 2016	2,269	→
Quarter ending December 2016	2,255	→
Variance since December 2015	(0.2%)	→



ACTIVITY

Cumulative percentage of contracted UDA delivered 2016 & 2017



Month	Adjusted Scheduled Activity (UDA)	
	2016	2017
April	461	560
May	932	1,256
June	1,480	1,367
July	2,565	2,030
August	3,033	2,938
September	3,761	3,993
October	4,549	4,805
November	5,184	5,761
December	6,088	6,404
January	6,491	
February	7,496	
March	8,322	
April	8,734	
May	8,741	
June	8,741	

QUALITY

	Quantity	Base Number	Contract	AT	Region	England
% of FP17s for the same patient ID Re-attending within 3 months - Children	41	363	11.3%	10.5%	11.9%	12.4%
% of FP17s for the same patient ID Re-attending within 3 months - Adults	401	1,818	22.1%	15.9%	16.5%	16.6%
% of FP17s for the same patient ID Re-attending between 3 & 9 months - Children	108	363	29.8%	58.4%	60.2%	57.5%
% of FP17s for the same patient ID Re-attending between 3 & 9 months - Adults	625	1,818	34.4%	49.8%	52.0%	50.4%
% of FP17s for Band 1 Urgent Courses	87	2,036	4.3%	10.4%	9.5%	9.1%
% of FP17s Relating to Free Repair or Replacements	57	2,036	2.8%	0.9%	0.7%	0.8%
% of FP17s Relating to Continuations	105	2,036	5.2%	1.4%	1.2%	1.3%
% of Patients satisfied with the dentistry they have received	5	5	N/A	93.0%	92.9%	92.7%
% of Patients satisfied with the time they had to wait for an appointment	5	5	N/A	87.7%	88.8%	88.8%

* This is based on patients treated on this contract for their most recent course of treatment. Figures in italics indicate the base number of FP17s or Patient Questionnaire responses are less than 100. N/A is shown where the base number of responses is less than 10 during the period. % is calculated as Quantity/Base number*100

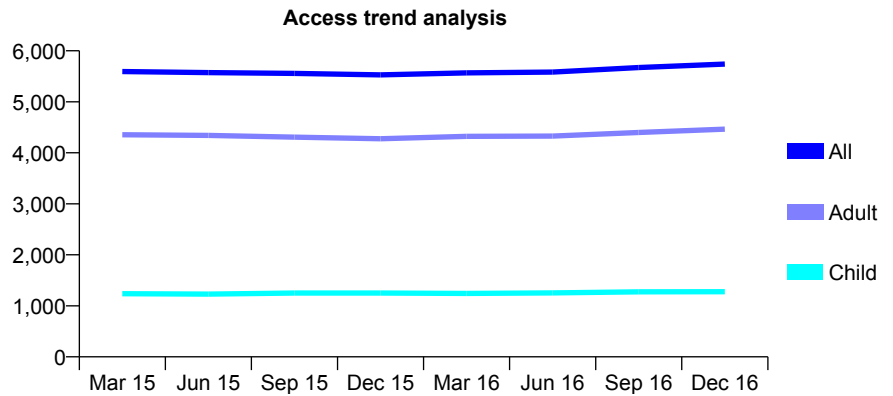
Q66 - Vital Signs At a Glance Contract Report for 235326/0001 - December 2016

Name or company name	MRS YS CHAN
Contract type name	GDS Contract
Purpose of contract	General
Contract start date	01/04/2006
Contract end date	

16/17 Contracted general activity (UDA)	14,000
Carry forward general activity (UDA)	403
16/17 Contracted orthodontic activity (UOA)	0
Carry forward orthodontic activity (UOA)	0
Baseline contract value	£359,091.79

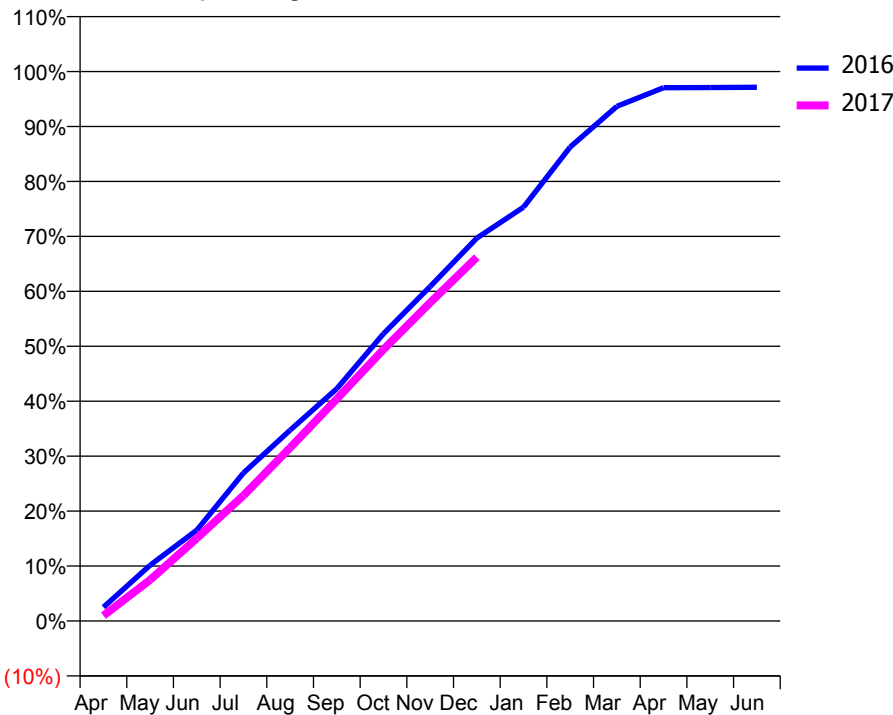
ACCESS*

Patients seen in 24 months	Total	Change since previous quarter
Quarter ending December 2015	5,528	
Quarter ending March 2016	5,567	→
Quarter ending June 2016	5,583	→
Quarter ending September 2016	5,673	→
Quarter ending December 2016	5,740	→
Variance since December 2015	3.8%	↑



ACTIVITY

Cumulative percentage of contracted UDA delivered 2016 & 2017



Month	Adjusted Scheduled Activity (UDA)	
	2016	2017
April	352	138
May	1,423	1,047
June	2,315	2,109
July	3,772	3,199
August	4,863	4,413
September	5,919	5,658
October	7,318	6,919
November	8,522	8,112
December	9,757	9,271
January	10,545	
February	12,077	
March	13,111	
April	13,589	
May	13,591	
June	13,597	

QUALITY

	Quantity	Base Number	Contract	AT	Region	England
% of FP17s for the same patient ID Re-attending within 3 months - Children	48	1,100	4.4%	10.5%	11.9%	12.4%
% of FP17s for the same patient ID Re-attending within 3 months - Adults	363	4,191	8.7%	15.9%	16.5%	16.6%
% of FP17s for the same patient ID Re-attending between 3 & 9 months - Children	449	1,100	40.8%	58.4%	60.2%	57.5%
% of FP17s for the same patient ID Re-attending between 3 & 9 months - Adults	2,230	4,191	53.2%	49.8%	52.0%	50.4%
% of FP17s for Band 1 Urgent Courses	242	4,592	5.3%	10.4%	9.5%	9.1%
% of FP17s Relating to Free Repair or Replacements	0	4,592	0.0%	0.9%	0.7%	0.8%
% of FP17s Relating to Continuations	10	4,592	0.2%	1.4%	1.2%	1.3%
% of Patients satisfied with the dentistry they have received	29	29	100.0%	93.0%	92.9%	92.7%
% of Patients satisfied with the time they had to wait for an appointment	22	29	75.9%	87.7%	88.8%	88.8%

* This is based on patients treated on this contract for their most recent course of treatment. Figures in italics indicate the base number of FP17s or Patient Questionnaire responses are less than 100. N/A is shown where the base number of responses is less than 10 during the period. % is calculated as Quantity/Base number*100

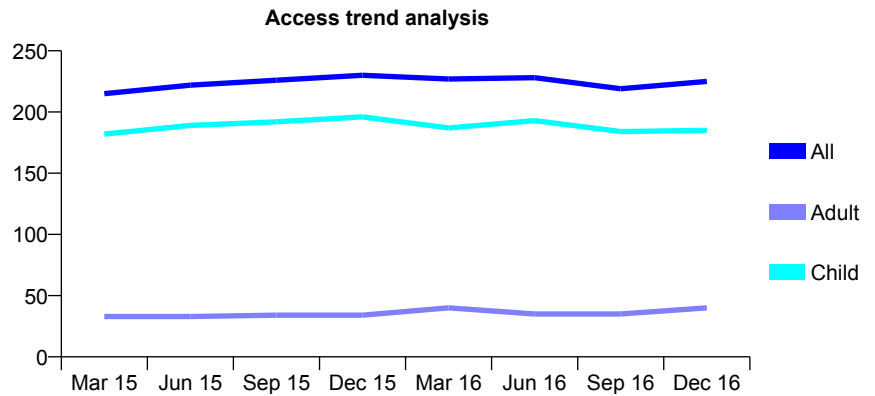
Q66 - Vital Signs At a Glance Contract Report for 235512/0001 - December 2016

Name or company name	MR SF O'CONNELL
Contract type name	GDS Contract
Purpose of contract	General
Contract start date	01/04/2006
Contract end date	

16/17 Contracted general activity (UDA)	434
Carry forward general activity (UDA)	-9
16/17 Contracted orthodontic activity (UOA)	0
Carry forward orthodontic activity (UOA)	0
Baseline contract value	£12,292.41

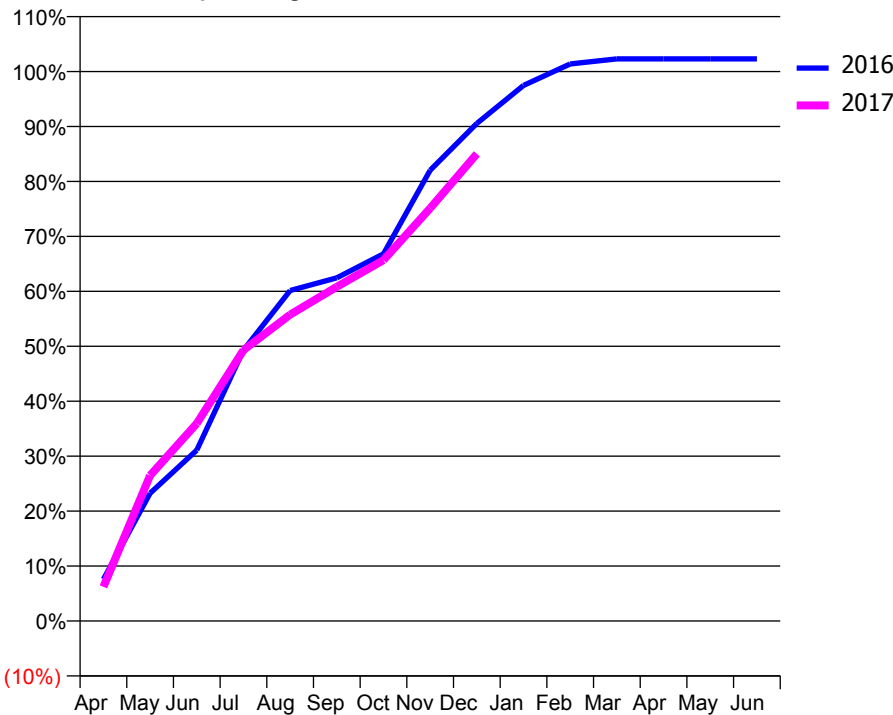
ACCESS*

Patients seen in 24 months	Total	Change since previous quarter
Quarter ending December 2015	230	
Quarter ending March 2016	227	↓
Quarter ending June 2016	228	→
Quarter ending September 2016	219	↓
Quarter ending December 2016	225	↑
Variance since December 2015	(2.2%)	↓



ACTIVITY

Cumulative percentage of contracted UDA delivered 2016 & 2017



Month	Adjusted Scheduled Activity (UDA)	
	2016	2017
April	33	27
May	101	115
June	135	156
July	214	214
August	261	242
September	271	264
October	290	285
November	356	326
December	393	369
January	423	
February	440	
March	444	
April	444	
May	444	
June	444	

QUALITY

	Quantity	Base Number	Contract	AT	Region	England
% of FP17s for the same patient ID Re-attending within 3 months - Children	7	266	2.6%	10.5%	11.9%	12.4%
% of FP17s for the same patient ID Re-attending within 3 months - Adults	0	25	0.0%	15.9%	16.5%	16.6%
% of FP17s for the same patient ID Re-attending between 3 & 9 months - Children	192	266	72.2%	58.4%	60.2%	57.5%
% of FP17s for the same patient ID Re-attending between 3 & 9 months - Adults	9	25	36.0%	49.8%	52.0%	50.4%
% of FP17s for Band 1 Urgent Courses	0	291	0.0%	10.4%	9.5%	9.1%
% of FP17s Relating to Free Repair or Replacements	0	291	0.0%	0.9%	0.7%	0.8%
% of FP17s Relating to Continuations	0	291	0.0%	1.4%	1.2%	1.3%
% of Patients satisfied with the dentistry they have received	1	1	N/A	93.0%	92.9%	92.7%
% of Patients satisfied with the time they had to wait for an appointment	1	1	N/A	87.7%	88.8%	88.8%

* This is based on patients treated on this contract for their most recent course of treatment. Figures in italics indicate the base number of FP17s or Patient Questionnaire responses are less than 100. N/A is shown where the base number of responses is less than 10 during the period. % is calculated as Quantity/Base number*100

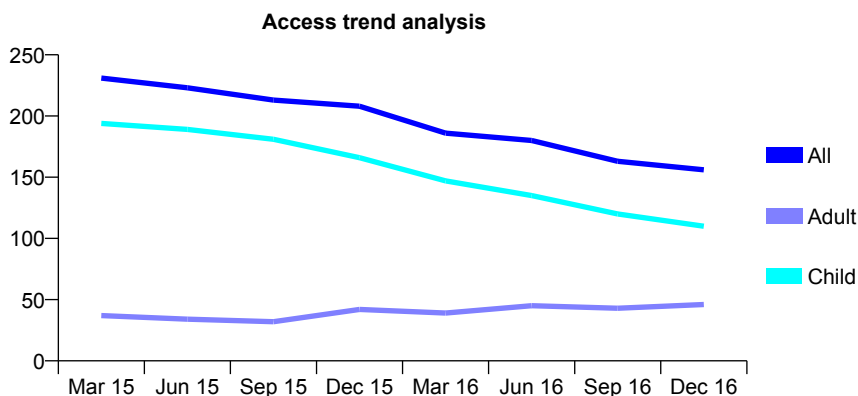
Q66 - Vital Signs At a Glance Contract Report for 239283/0001 - December 2016

Name or company name	MR R HILL
Contract type name	GDS Contract
Purpose of contract	General
Contract start date	01/04/2006
Contract end date	

16/17 Contracted general activity (UDA)	500
Carry forward general activity (UDA)	0
16/17 Contracted orthodontic activity (UOA)	0
Carry forward orthodontic activity (UOA)	0
Baseline contract value	£13,307.26

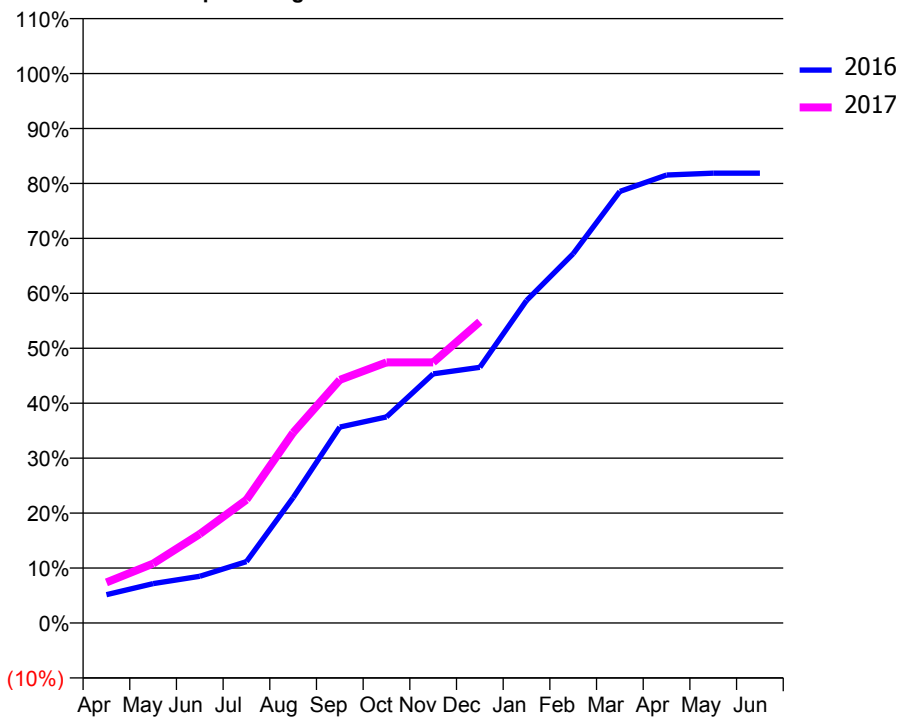
ACCESS*

Patients seen in 24 months	Total	Change since previous quarter
Quarter ending December 2015	208	
Quarter ending March 2016	186	↓
Quarter ending June 2016	180	↓
Quarter ending September 2016	163	↓
Quarter ending December 2016	156	↓
Variance since December 2015	(25.0%)	↓



ACTIVITY

Cumulative percentage of contracted UDA delivered 2016 & 2017



Month	Adjusted Scheduled Activity (UDA)	
	2016	2017
April	31	37
May	43	54
June	51	81
July	67	112
August	137	173
September	214	221
October	225	237
November	272	237
December	279	274
January	352	
February	403	
March	471	
April	489	
May	491	
June	491	

QUALITY

	Quantity	Base Number	Contract	AT	Region	England
% of FP17s for the same patient ID Re-attending within 3 months - Children	11	124	8.9%	10.5%	11.9%	12.4%
% of FP17s for the same patient ID Re-attending within 3 months - Adults	0	0	N/A	15.9%	16.5%	16.6%
% of FP17s for the same patient ID Re-attending between 3 & 9 months - Children	92	124	74.2%	58.4%	60.2%	57.5%
% of FP17s for the same patient ID Re-attending between 3 & 9 months - Adults	0	0	N/A	49.8%	52.0%	50.4%
% of FP17s for Band 1 Urgent Courses	1	115	0.9%	10.4%	9.5%	9.1%
% of FP17s Relating to Free Repair or Replacements	0	115	0.0%	0.9%	0.7%	0.8%
% of FP17s Relating to Continuations	4	115	3.5%	1.4%	1.2%	1.3%
% of Patients satisfied with the dentistry they have received	0	0	N/A	93.0%	92.9%	92.7%
% of Patients satisfied with the time they had to wait for an appointment	0	0	N/A	87.7%	88.8%	88.8%

* This is based on patients treated on this contract for their most recent course of treatment. Figures in italics indicate the base number of FP17s or Patient Questionnaire responses are less than 100. N/A is shown where the base number of responses is less than 10 during the period. % is calculated as Quantity/Base number*100

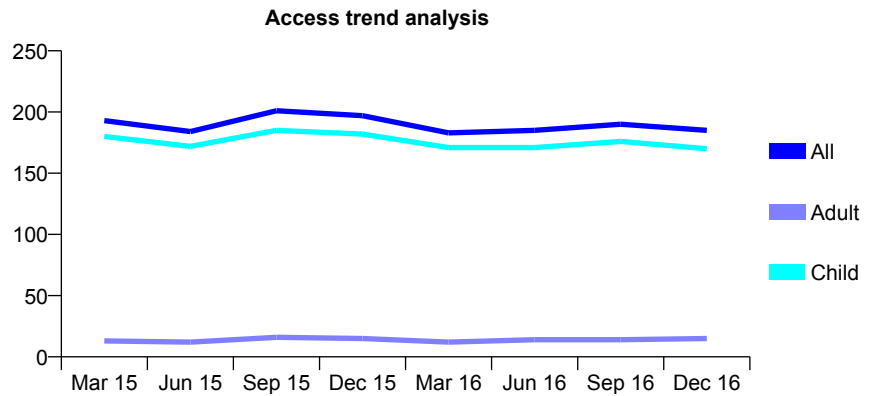
Q66 - Vital Signs At a Glance Contract Report for 243841/0001 - December 2016

Name or company name	MRS HL WILMOT
Contract type name	GDS Contract
Purpose of contract	General
Contract start date	01/04/2006
Contract end date	

16/17 Contracted general activity (UDA)	555
Carry forward general activity (UDA)	-1
16/17 Contracted orthodontic activity (UOA)	0
Carry forward orthodontic activity (UOA)	0
Baseline contract value	£14,314.84

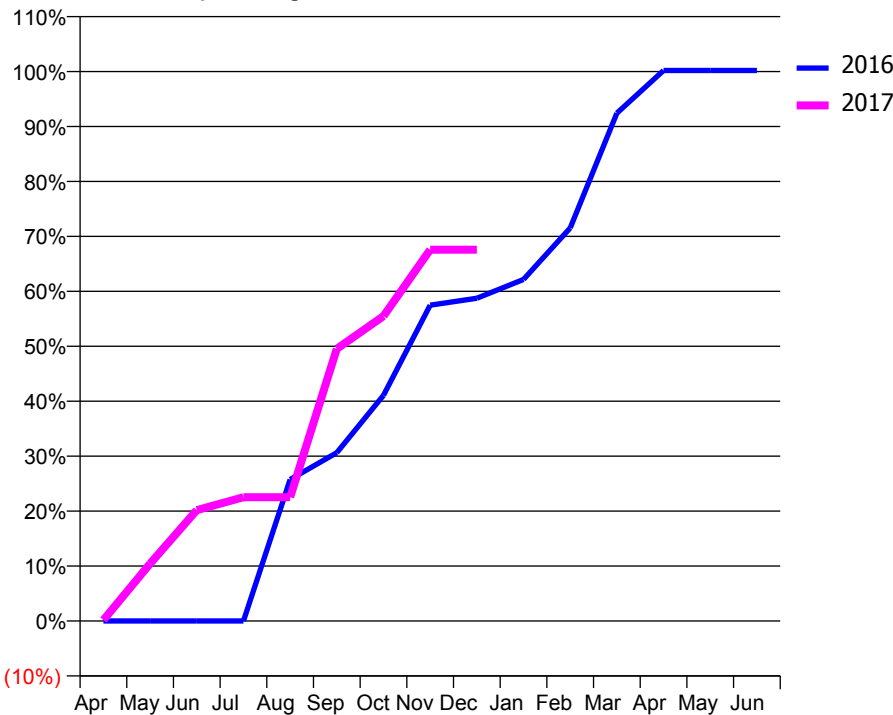
ACCESS*

Patients seen in 24 months	Total	Change since previous quarter
Quarter ending December 2015	197	
Quarter ending March 2016	183	↓
Quarter ending June 2016	185	→
Quarter ending September 2016	190	↑
Quarter ending December 2016	185	↓
Variance since December 2015	(6.1%)	↓



ACTIVITY

Cumulative percentage of contracted UDA delivered 2016 & 2017



Month	Adjusted Scheduled Activity (UDA)	
	2016	2017
April	0	1
May	0	58
June	0	112
July	0	125
August	143	125
September	170	275
October	228	308
November	319	375
December	326	375
January	345	
February	397	
March	513	
April	556	
May	556	
June	556	

QUALITY

	Quantity	Base Number	Contract	AT	Region	England
% of FP17s for the same patient ID Re-attending within 3 months - Children	13	205	6.3%	10.5%	11.9%	12.4%
% of FP17s for the same patient ID Re-attending within 3 months - Adults	0	0	N/A	15.9%	16.5%	16.6%
% of FP17s for the same patient ID Re-attending between 3 & 9 months - Children	143	205	69.8%	58.4%	60.2%	57.5%
% of FP17s for the same patient ID Re-attending between 3 & 9 months - Adults	0	0	N/A	49.8%	52.0%	50.4%
% of FP17s for Band 1 Urgent Courses	0	182	0.0%	10.4%	9.5%	9.1%
% of FP17s Relating to Free Repair or Replacements	0	182	0.0%	0.9%	0.7%	0.8%
% of FP17s Relating to Continuations	2	182	1.1%	1.4%	1.2%	1.3%
% of Patients satisfied with the dentistry they have received	0	0	N/A	93.0%	92.9%	92.7%
% of Patients satisfied with the time they had to wait for an appointment	0	0	N/A	87.7%	88.8%	88.8%

* This is based on patients treated on this contract for their most recent course of treatment. Figures in italics indicate the base number of FP17s or Patient Questionnaire responses are less than 100. N/A is shown where the base number of responses is less than 10 during the period. % is calculated as Quantity/Base number*100

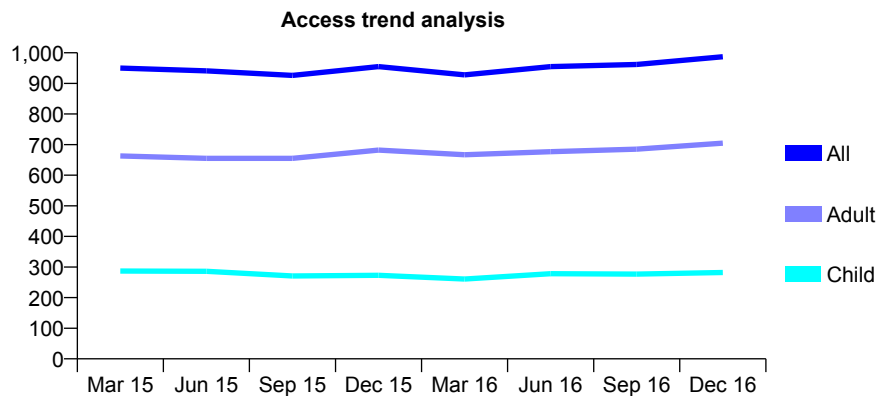
Q66 - Vital Signs At a Glance Contract Report for 248924/0001 - December 2016

Name or company name	Spring Hill Dental Partnership
Contract type name	GDS Contract
Purpose of contract	General
Contract start date	01/04/2006
Contract end date	

16/17 Contracted general activity (UDA)	2,847
Carry forward general activity (UDA)	0
16/17 Contracted orthodontic activity (UOA)	0
Carry forward orthodontic activity (UOA)	0
Baseline contract value	£88,430.60

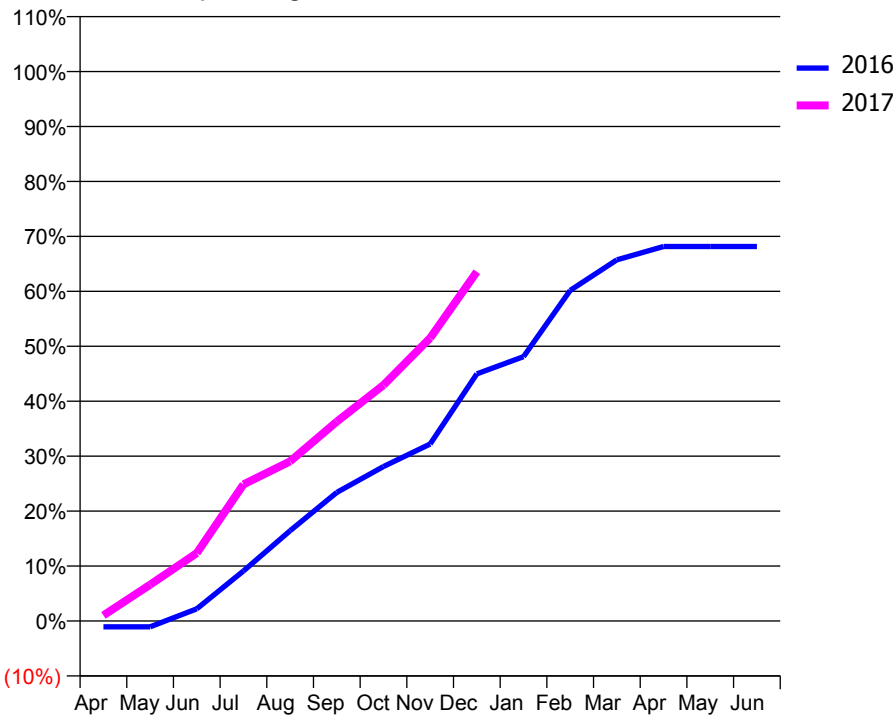
ACCESS*

Patients seen in 24 months	Total	Change since previous quarter
Quarter ending December 2015	955	
Quarter ending March 2016	928	↓
Quarter ending June 2016	955	↑
Quarter ending September 2016	962	→
Quarter ending December 2016	987	↑
Variance since December 2015	3.4%	↑



ACTIVITY

Cumulative percentage of contracted UDA delivered 2016 & 2017



Month	Adjusted Scheduled Activity (UDA)	
	2016	2017
April	-31	29
May	-31	188
June	63	352
July	260	708
August	468	828
September	666	1,033
October	801	1,222
November	917	1,466
December	1,281	1,810
January	1,370	
February	1,713	
March	1,871	
April	1,941	
May	1,941	
June	1,941	

QUALITY

	Quantity	Base Number	Contract	AT	Region	England
% of FP17s for the same patient ID Re-attending within 3 months - Children	19	266	7.1%	10.5%	11.9%	12.4%
% of FP17s for the same patient ID Re-attending within 3 months - Adults	112	617	18.2%	15.9%	16.5%	16.6%
% of FP17s for the same patient ID Re-attending between 3 & 9 months - Children	134	266	50.4%	58.4%	60.2%	57.5%
% of FP17s for the same patient ID Re-attending between 3 & 9 months - Adults	257	617	41.7%	49.8%	52.0%	50.4%
% of FP17s for Band 1 Urgent Courses	59	858	6.9%	10.4%	9.5%	9.1%
% of FP17s Relating to Free Repair or Replacements	13	858	1.5%	0.9%	0.7%	0.8%
% of FP17s Relating to Continuations	6	858	0.7%	1.4%	1.2%	1.3%
% of Patients satisfied with the dentistry they have received	4	4	N/A	93.0%	92.9%	92.7%
% of Patients satisfied with the time they had to wait for an appointment	2	4	N/A	87.7%	88.8%	88.8%

* This is based on patients treated on this contract for their most recent course of treatment. Figures in italics indicate the base number of FP17s or Patient Questionnaire responses are less than 100. N/A is shown where the base number of responses is less than 10 during the period. % is calculated as Quantity/Base number*100

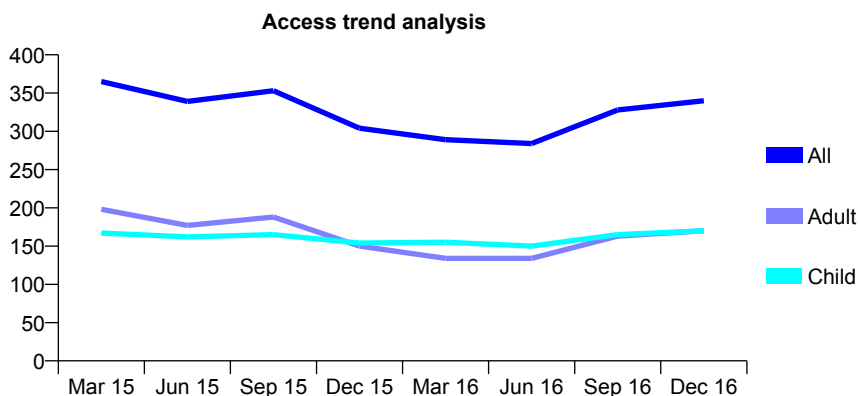
Q66 - Vital Signs At a Glance Contract Report for 258504/0001 - December 2016

Name or company name	MR ME SHAW
Contract type name	GDS Contract
Purpose of contract	General
Contract start date	01/04/2006
Contract end date	

16/17 Contracted general activity (UDA)	1,035
Carry forward general activity (UDA)	-17
16/17 Contracted orthodontic activity (UOA)	0
Carry forward orthodontic activity (UOA)	0
Baseline contract value	£26,545.33

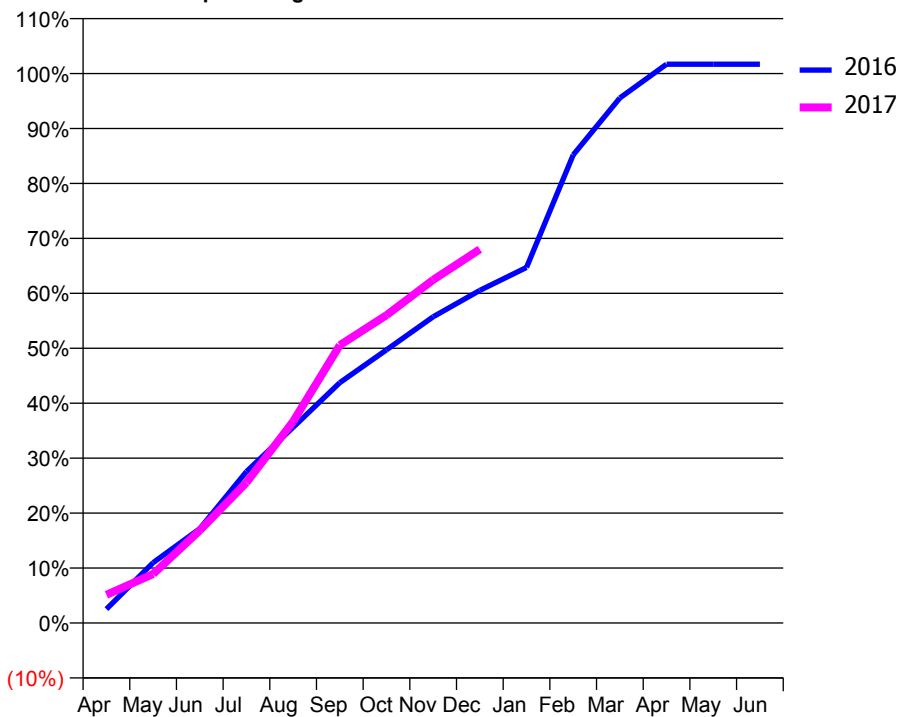
ACCESS*

Patients seen in 24 months	Total	Change since previous quarter
Quarter ending December 2015	304	
Quarter ending March 2016	289	↓
Quarter ending June 2016	284	↓
Quarter ending September 2016	328	↑
Quarter ending December 2016	340	↑
Variance since December 2015	11.8%	↑



ACTIVITY

Cumulative percentage of contracted UDA delivered 2016 & 2017



Month	Adjusted Scheduled Activity (UDA)	
	2016	2017
April	26	53
May	114	92
June	178	174
July	285	265
August	369	380
September	453	523
October	515	580
November	577	646
December	626	704
January	670	
February	882	
March	989	
April	1,052	
May	1,052	
June	1,052	

QUALITY

	Quantity	Base Number	Contract	AT	Region	England
% of FP17s for the same patient ID Re-attending within 3 months - Children	22	233	9.4%	10.5%	11.9%	12.4%
% of FP17s for the same patient ID Re-attending within 3 months - Adults	7	170	4.1%	15.9%	16.5%	16.6%
% of FP17s for the same patient ID Re-attending between 3 & 9 months - Children	154	233	66.1%	58.4%	60.2%	57.5%
% of FP17s for the same patient ID Re-attending between 3 & 9 months - Adults	59	170	34.7%	49.8%	52.0%	50.4%
% of FP17s for Band 1 Urgent Courses	15	366	4.1%	10.4%	9.5%	9.1%
% of FP17s Relating to Free Repair or Replacements	2	366	0.5%	0.9%	0.7%	0.8%
% of FP17s Relating to Continuations	2	366	0.5%	1.4%	1.2%	1.3%
% of Patients satisfied with the dentistry they have received	1	1	N/A	93.0%	92.9%	92.7%
% of Patients satisfied with the time they had to wait for an appointment	1	1	N/A	87.7%	88.8%	88.8%

* This is based on patients treated on this contract for their most recent course of treatment. Figures in italics indicate the base number of FP17s or Patient Questionnaire responses are less than 100. N/A is shown where the base number of responses is less than 10 during the period. % is calculated as Quantity/Base number*100

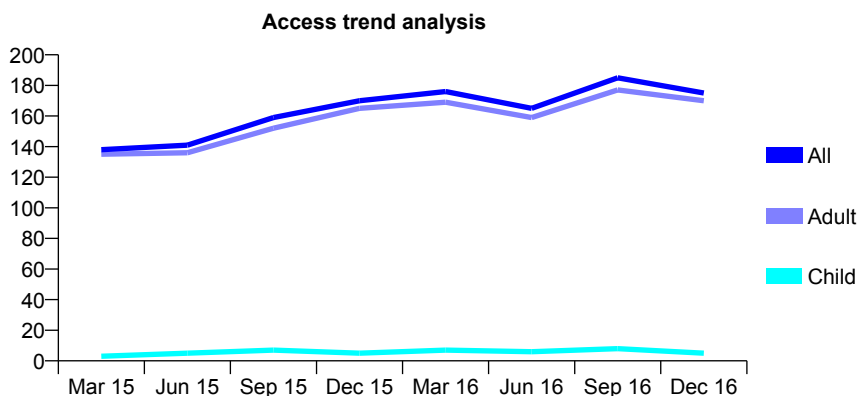
Q66 - Vital Signs At a Glance Contract Report for 258504/0002 - December 2016

Name or company name	MR ME SHAW
Contract type name	PDS Contract
Purpose of contract	General
Contract start date	01/07/2007
Contract end date	

16/17 Contracted general activity (UDA)	400
Carry forward general activity (UDA)	0
16/17 Contracted orthodontic activity (UOA)	0
Carry forward orthodontic activity (UOA)	0
Baseline contract value	£55,745.34

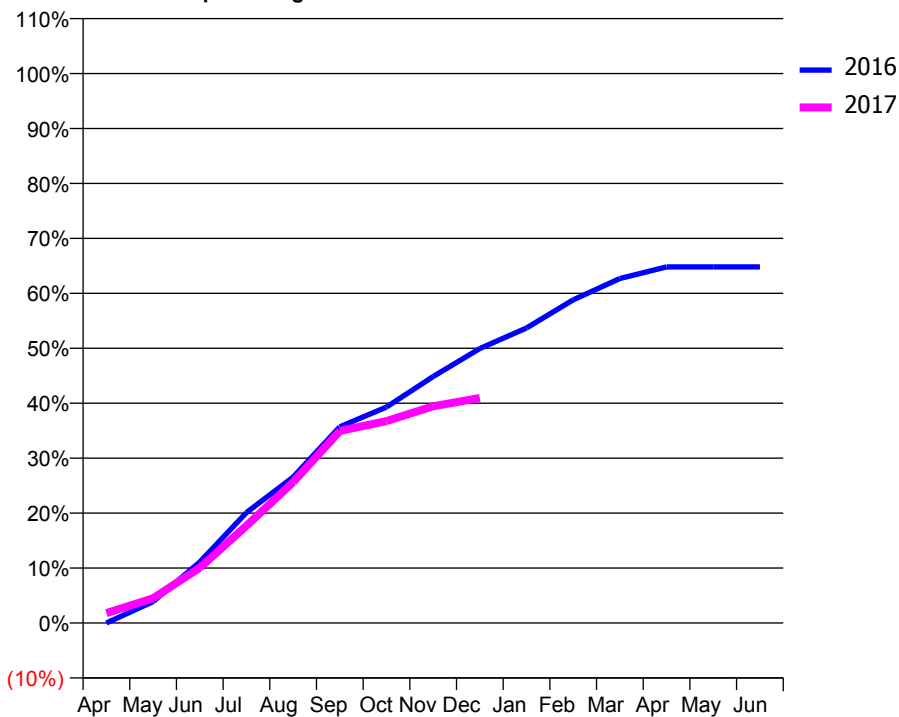
ACCESS*

Patients seen in 24 months	Total	Change since previous quarter
Quarter ending December 2015	170	
Quarter ending March 2016	176	↑
Quarter ending June 2016	165	↓
Quarter ending September 2016	185	↑
Quarter ending December 2016	175	↓
Variance since December 2015	2.9%	↑



ACTIVITY

Cumulative percentage of contracted UDA delivered 2016 & 2017



Month	Adjusted Scheduled Activity (UDA)	
	2016	2017
April	0	7
May	16	18
June	44	40
July	80	71
August	106	103
September	143	140
October	157	147
November	179	158
December	200	164
January	215	
February	235	
March	251	
April	259	
May	259	
June	259	

QUALITY

	Quantity	Base Number	Contract	AT	Region	England
% of FP17s for the same patient ID Re-attending within 3 months - Children	0	5	0.0%	10.5%	11.9%	12.4%
% of FP17s for the same patient ID Re-attending within 3 months - Adults	16	134	11.9%	15.9%	16.5%	16.6%
% of FP17s for the same patient ID Re-attending between 3 & 9 months - Children	0	5	0.0%	58.4%	60.2%	57.5%
% of FP17s for the same patient ID Re-attending between 3 & 9 months - Adults	2	134	1.5%	49.8%	52.0%	50.4%
% of FP17s for Band 1 Urgent Courses	129	132	97.7%	10.4%	9.5%	9.1%
% of FP17s Relating to Free Repair or Replacements	0	132	0.0%	0.9%	0.7%	0.8%
% of FP17s Relating to Continuations	0	132	0.0%	1.4%	1.2%	1.3%
% of Patients satisfied with the dentistry they have received	0	0	N/A	93.0%	92.9%	92.7%
% of Patients satisfied with the time they had to wait for an appointment	0	0	N/A	87.7%	88.8%	88.8%

* This is based on patients treated on this contract for their most recent course of treatment. Figures in italics indicate the base number of FP17s or Patient Questionnaire responses are less than 100. N/A is shown where the base number of responses is less than 10 during the period. % is calculated as Quantity/Base number*100

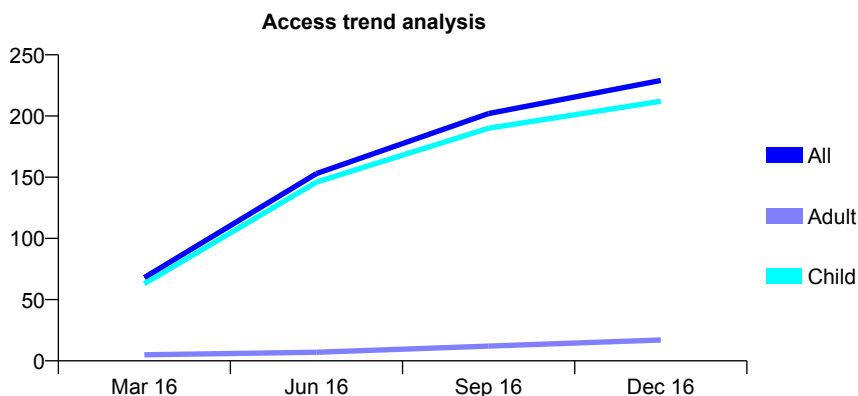
Q66 - Vital Signs At a Glance Contract Report for 308412/0002 - December 2016

Name or company name	MR CR MERCER
Contract type name	GDS Contract
Purpose of contract	General
Contract start date	18/01/2016
Contract end date	

16/17 Contracted general activity (UDA)	340
Carry forward general activity (UDA)	7
16/17 Contracted orthodontic activity (UOA)	0
Carry forward orthodontic activity (UOA)	0
Baseline contract value	£8,437.26

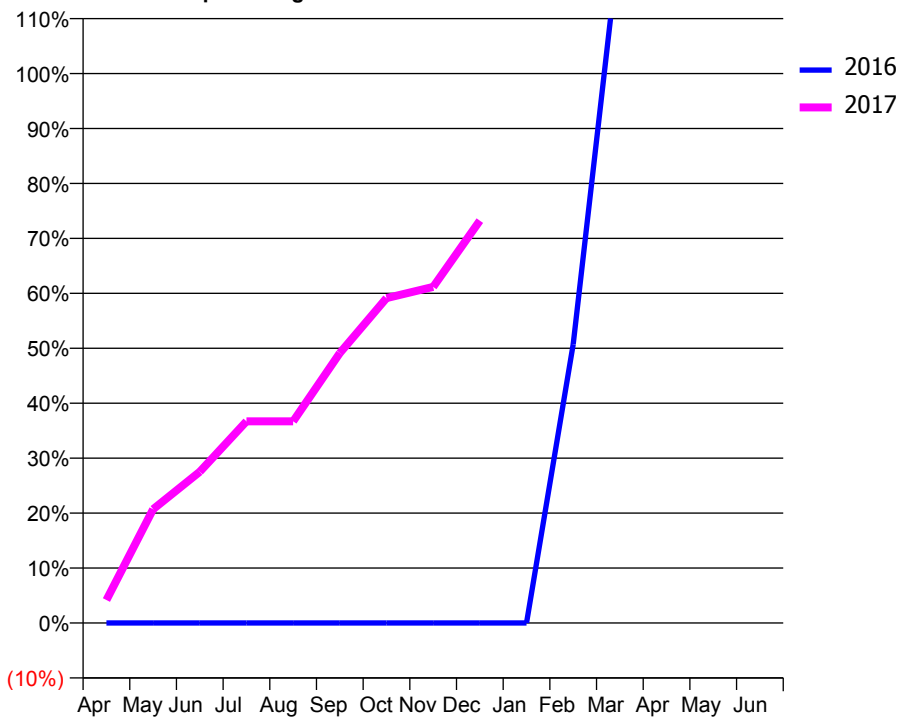
ACCESS*

Patients seen in 24 months	Total	Change since previous quarter
Quarter ending December 2015	0	
Quarter ending March 2016	68	
Quarter ending June 2016	153	↑
Quarter ending September 2016	202	↑
Quarter ending December 2016	229	↑
Variance since December 2015	N/A	



ACTIVITY

Cumulative percentage of contracted UDA delivered 2016 & 2017



Month	Adjusted Scheduled Activity (UDA)	
	2016	2017
April	0	14
May	0	70
June	0	94
July	0	125
August	0	125
September	0	167
October	0	201
November	0	208
December	0	249
January	0	
February	35	
March	86	
April	86	
May	86	
June	86	

QUALITY

	Quantity	Base Number	Contract	AT	Region	England
% of FP17s for the same patient ID Re-attending within 3 months - Children	0	205	0.0%	10.5%	11.9%	12.4%
% of FP17s for the same patient ID Re-attending within 3 months - Adults	1	8	12.5%	15.9%	16.5%	16.6%
% of FP17s for the same patient ID Re-attending between 3 & 9 months - Children	36	205	17.6%	58.4%	60.2%	57.5%
% of FP17s for the same patient ID Re-attending between 3 & 9 months - Adults	1	8	12.5%	49.8%	52.0%	50.4%
% of FP17s for Band 1 Urgent Courses	5	213	2.3%	10.4%	9.5%	9.1%
% of FP17s Relating to Free Repair or Replacements	0	213	0.0%	0.9%	0.7%	0.8%
% of FP17s Relating to Continuations	0	213	0.0%	1.4%	1.2%	1.3%
% of Patients satisfied with the dentistry they have received	0	0	N/A	93.0%	92.9%	92.7%
% of Patients satisfied with the time they had to wait for an appointment	0	0	N/A	87.7%	88.8%	88.8%

* This is based on patients treated on this contract for their most recent course of treatment. Figures in italics indicate the base number of FP17s or Patient Questionnaire responses are less than 100. N/A is shown where the base number of responses is less than 10 during the period. % is calculated as Quantity/Base number*100

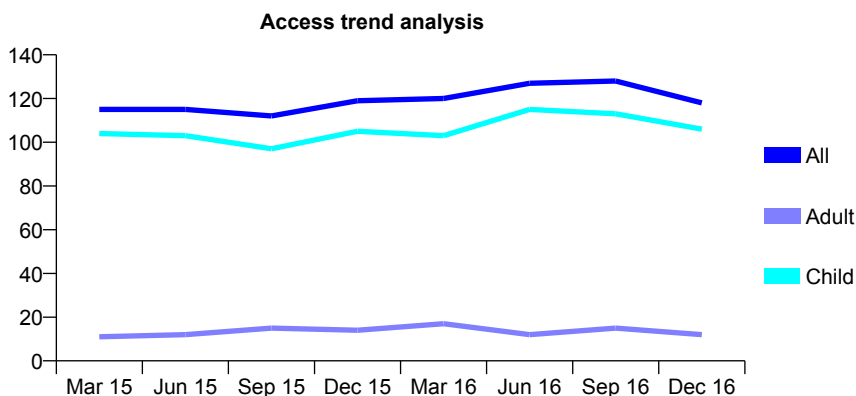
Q66 - Vital Signs At a Glance Contract Report for 322792/0001 - December 2016

Name or company name	MR NG PERCIVAL
Contract type name	GDS Contract
Purpose of contract	General and Orthodontic
Contract start date	01/04/2006
Contract end date	

16/17 Contracted general activity (UDA)	290
Carry forward general activity (UDA)	0
16/17 Contracted orthodontic activity (UOA)	8
Carry forward orthodontic activity (UOA)	0
Baseline contract value	£7,414.03

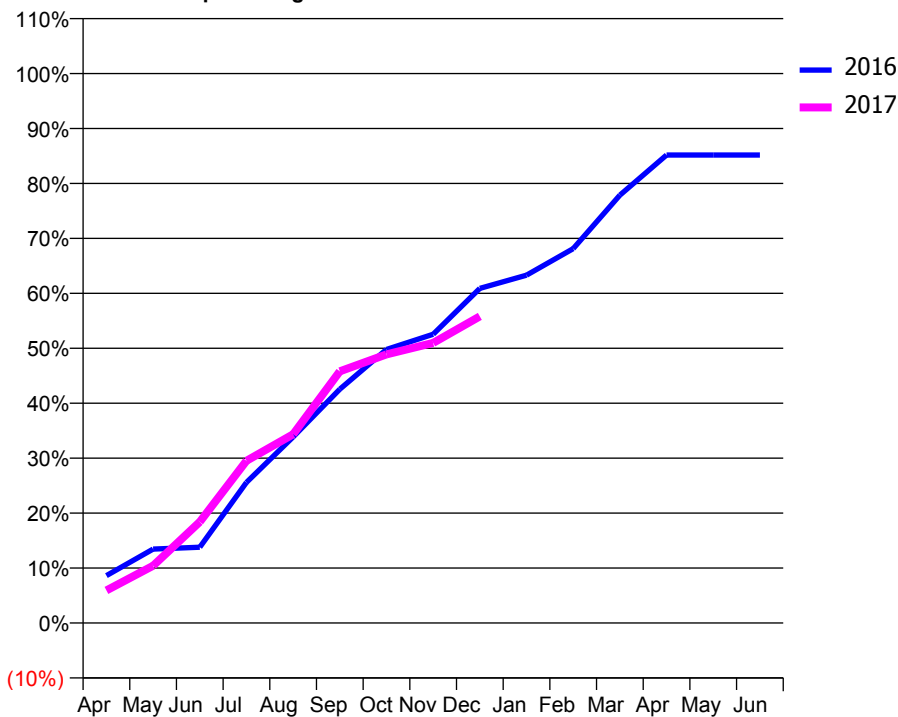
ACCESS*

Patients seen in 24 months	Total	Change since previous quarter
Quarter ending December 2015	119	
Quarter ending March 2016	120	→
Quarter ending June 2016	127	↑
Quarter ending September 2016	128	→
Quarter ending December 2016	118	↓
Variance since December 2015	(0.8%)	→



ACTIVITY

Cumulative percentage of contracted UDA delivered 2016 & 2017



Month	Adjusted Scheduled Activity (UDA)	
	2016	2017
April	25	17
May	39	30
June	40	53
July	74	86
August	98	100
September	123	133
October	144	142
November	152	148
December	177	162
January	184	
February	198	
March	226	
April	247	
May	247	
June	247	

QUALITY

	Quantity	Base Number	Contract	AT	Region	England
% of FP17s for the same patient ID Re-attending within 3 months - Children	5	136	3.7%	10.5%	11.9%	12.4%
% of FP17s for the same patient ID Re-attending within 3 months - Adults	0	1	0.0%	15.9%	16.5%	16.6%
% of FP17s for the same patient ID Re-attending between 3 & 9 months - Children	83	136	61.0%	58.4%	60.2%	57.5%
% of FP17s for the same patient ID Re-attending between 3 & 9 months - Adults	0	1	0.0%	49.8%	52.0%	50.4%
% of FP17s for Band 1 Urgent Courses	4	111	3.6%	10.4%	9.5%	9.1%
% of FP17s Relating to Free Repair or Replacements	0	111	0.0%	0.9%	0.7%	0.8%
% of FP17s Relating to Continuations	0	111	0.0%	1.4%	1.2%	1.3%
% of Patients satisfied with the dentistry they have received	1	1	N/A	93.0%	92.9%	92.7%
% of Patients satisfied with the time they had to wait for an appointment	1	1	N/A	87.7%	88.8%	88.8%

* This is based on patients treated on this contract for their most recent course of treatment. Figures in italics indicate the base number of FP17s or Patient Questionnaire responses are less than 100. N/A is shown where the base number of responses is less than 10 during the period. % is calculated as Quantity/Base number*100

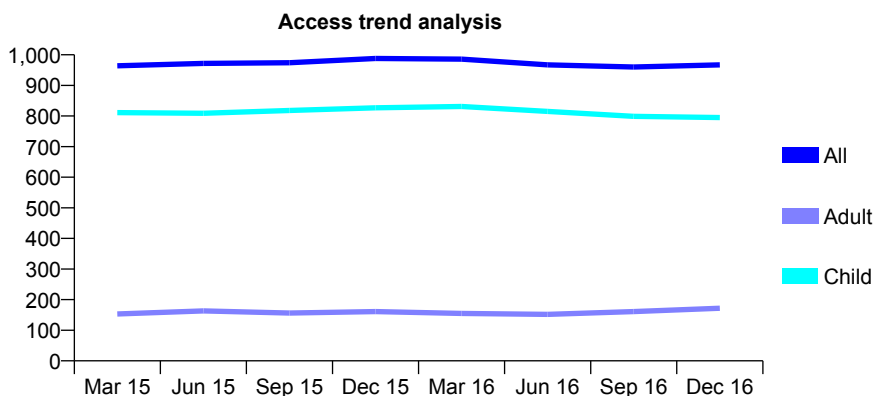
Q66 - Vital Signs At a Glance Contract Report for 324205/0001 - December 2016

Name or company name	MR DK BURGESS
Contract type name	GDS Contract
Purpose of contract	General and Orthodontic
Contract start date	01/04/2006
Contract end date	

16/17 Contracted general activity (UDA)	2,137
Carry forward general activity (UDA)	85
16/17 Contracted orthodontic activity (UOA)	728
Carry forward orthodontic activity (UOA)	0
Baseline contract value	£103,667.55

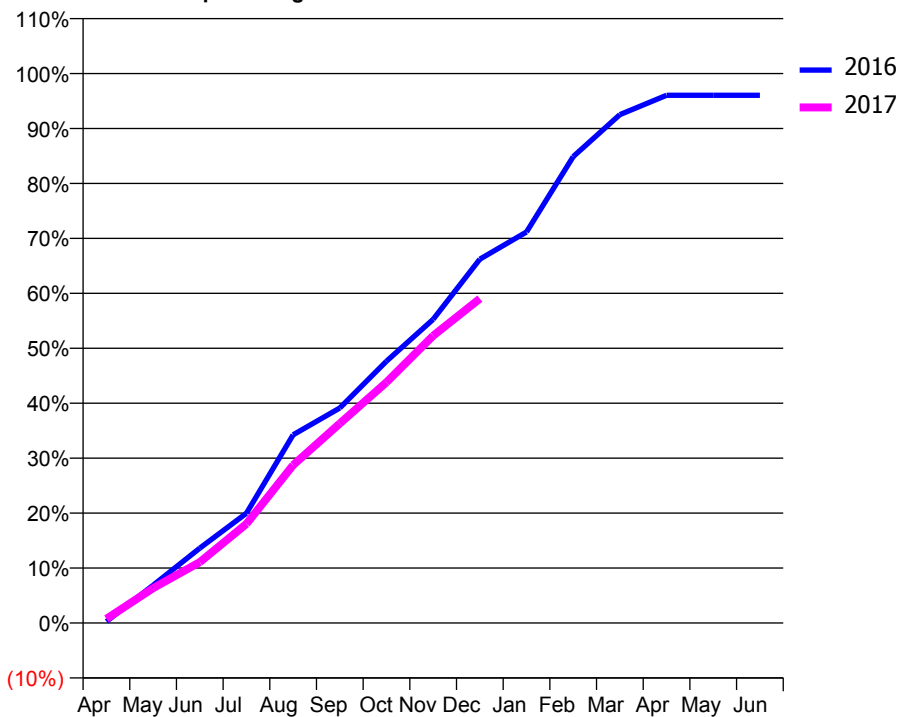
ACCESS*

Patients seen in 24 months	Total	Change since previous quarter
Quarter ending December 2015	988	
Quarter ending March 2016	986	→
Quarter ending June 2016	967	↓
Quarter ending September 2016	960	→
Quarter ending December 2016	967	→
Variance since December 2015	(2.1%)	↓



ACTIVITY

Cumulative percentage of contracted UDA delivered 2016 & 2017



Month	Adjusted Scheduled Activity (UDA)	
	2016	2017
April	6	16
May	147	135
June	291	237
July	427	386
August	732	614
September	836	776
October	1,018	936
November	1,181	1,117
December	1,415	1,262
January	1,521	
February	1,814	
March	1,977	
April	2,052	
May	2,052	
June	2,052	

QUALITY

	Quantity	Base Number	Contract	AT	Region	England
% of FP17s for the same patient ID Re-attending within 3 months - Children	97	1,000	9.7%	10.5%	11.9%	12.4%
% of FP17s for the same patient ID Re-attending within 3 months - Adults	13	60	21.7%	15.9%	16.5%	16.6%
% of FP17s for the same patient ID Re-attending between 3 & 9 months - Children	694	1,000	69.4%	58.4%	60.2%	57.5%
% of FP17s for the same patient ID Re-attending between 3 & 9 months - Adults	29	60	48.3%	49.8%	52.0%	50.4%
% of FP17s for Band 1 Urgent Courses	13	963	1.3%	10.4%	9.5%	9.1%
% of FP17s Relating to Free Repair or Replacements	0	963	0.0%	0.9%	0.7%	0.8%
% of FP17s Relating to Continuations	0	963	0.0%	1.4%	1.2%	1.3%
% of Patients satisfied with the dentistry they have received	1	1	N/A	93.0%	92.9%	92.7%
% of Patients satisfied with the time they had to wait for an appointment	1	1	N/A	87.7%	88.8%	88.8%

* This is based on patients treated on this contract for their most recent course of treatment. Figures in italics indicate the base number of FP17s or Patient Questionnaire responses are less than 100. N/A is shown where the base number of responses is less than 10 during the period. % is calculated as Quantity/Base number*100

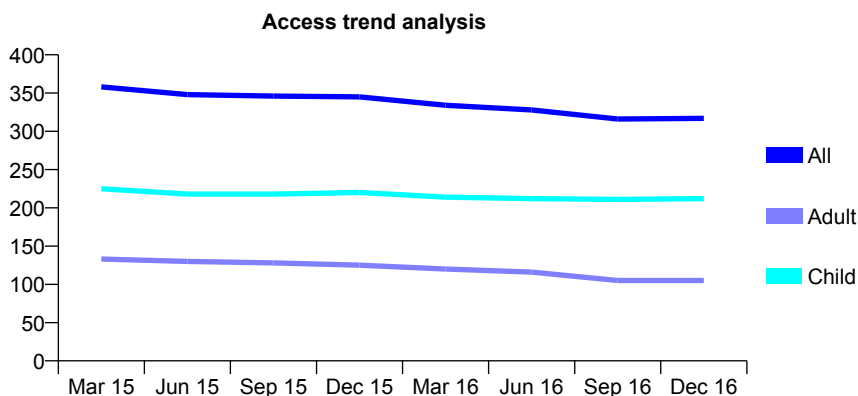
Q66 - Vital Signs At a Glance Contract Report for 329037/0001 - December 2016

Name or company name	MISS EL CHOUROT
Contract type name	GDS Contract
Purpose of contract	General
Contract start date	01/04/2006
Contract end date	

16/17 Contracted general activity (UDA)	700
Carry forward general activity (UDA)	3
16/17 Contracted orthodontic activity (UOA)	0
Carry forward orthodontic activity (UOA)	0
Baseline contract value	£15,371.28

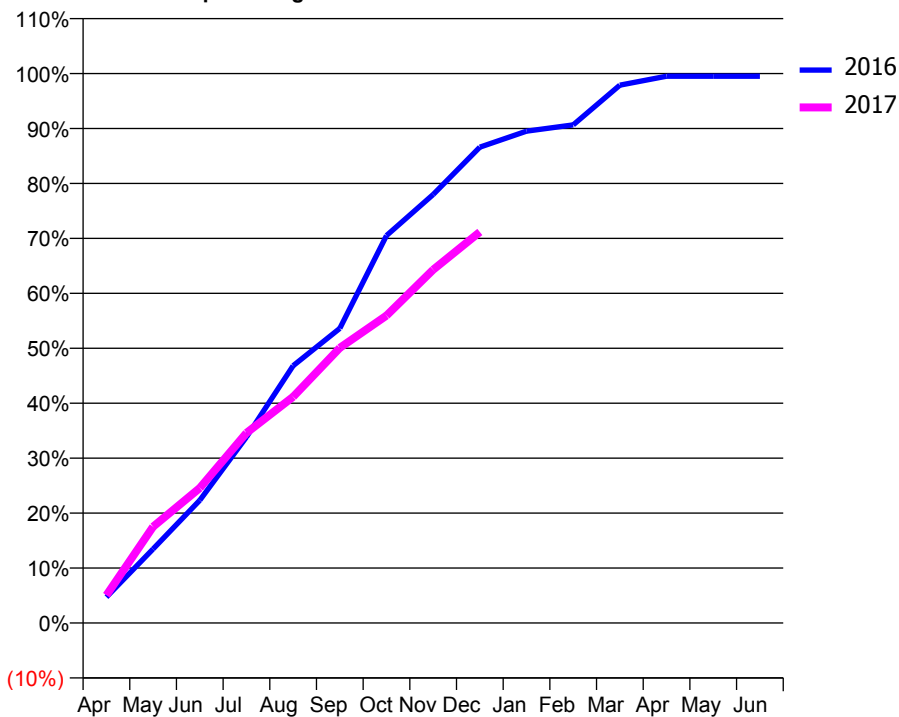
ACCESS*

Patients seen in 24 months	Total	Change since previous quarter
Quarter ending December 2015	345	
Quarter ending March 2016	334	↓
Quarter ending June 2016	328	↓
Quarter ending September 2016	316	↓
Quarter ending December 2016	317	→
Variance since December 2015	(8.1%)	↓



ACTIVITY

Cumulative percentage of contracted UDA delivered 2016 & 2017



Month	Adjusted Scheduled Activity (UDA)	
	2016	2017
April	33	35
May	94	123
June	156	172
July	237	242
August	328	288
September	375	351
October	494	392
November	546	450
December	606	498
January	627	
February	635	
March	685	
April	697	
May	697	
June	697	

QUALITY

	Quantity	Base Number	Contract	AT	Region	England
% of FP17s for the same patient ID Re-attending within 3 months - Children	9	277	3.2%	10.5%	11.9%	12.4%
% of FP17s for the same patient ID Re-attending within 3 months - Adults	13	84	15.5%	15.9%	16.5%	16.6%
% of FP17s for the same patient ID Re-attending between 3 & 9 months - Children	198	277	71.5%	58.4%	60.2%	57.5%
% of FP17s for the same patient ID Re-attending between 3 & 9 months - Adults	42	84	50.0%	49.8%	52.0%	50.4%
% of FP17s for Band 1 Urgent Courses	16	352	4.5%	10.4%	9.5%	9.1%
% of FP17s Relating to Free Repair or Replacements	0	352	0.0%	0.9%	0.7%	0.8%
% of FP17s Relating to Continuations	0	352	0.0%	1.4%	1.2%	1.3%
% of Patients satisfied with the dentistry they have received	0	0	N/A	93.0%	92.9%	92.7%
% of Patients satisfied with the time they had to wait for an appointment	0	0	N/A	87.7%	88.8%	88.8%

* This is based on patients treated on this contract for their most recent course of treatment. Figures in italics indicate the base number of FP17s or Patient Questionnaire responses are less than 100. N/A is shown where the base number of responses is less than 10 during the period. % is calculated as Quantity/Base number*100

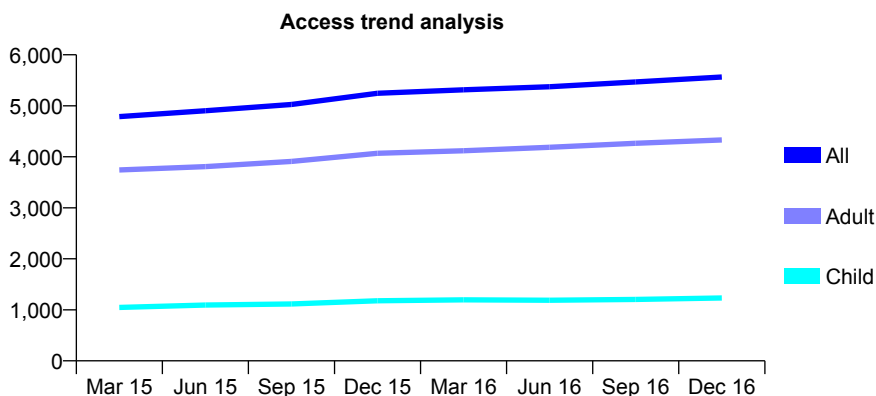
Q66 - Vital Signs At a Glance Contract Report for 331872/0001 - December 2016

Name or company name	MR SC PACE
Contract type name	GDS Contract
Purpose of contract	General
Contract start date	01/04/2006
Contract end date	

16/17 Contracted general activity (UDA)	17,536
Carry forward general activity (UDA)	556
16/17 Contracted orthodontic activity (UOA)	0
Carry forward orthodontic activity (UOA)	0
Baseline contract value	£454,861.89

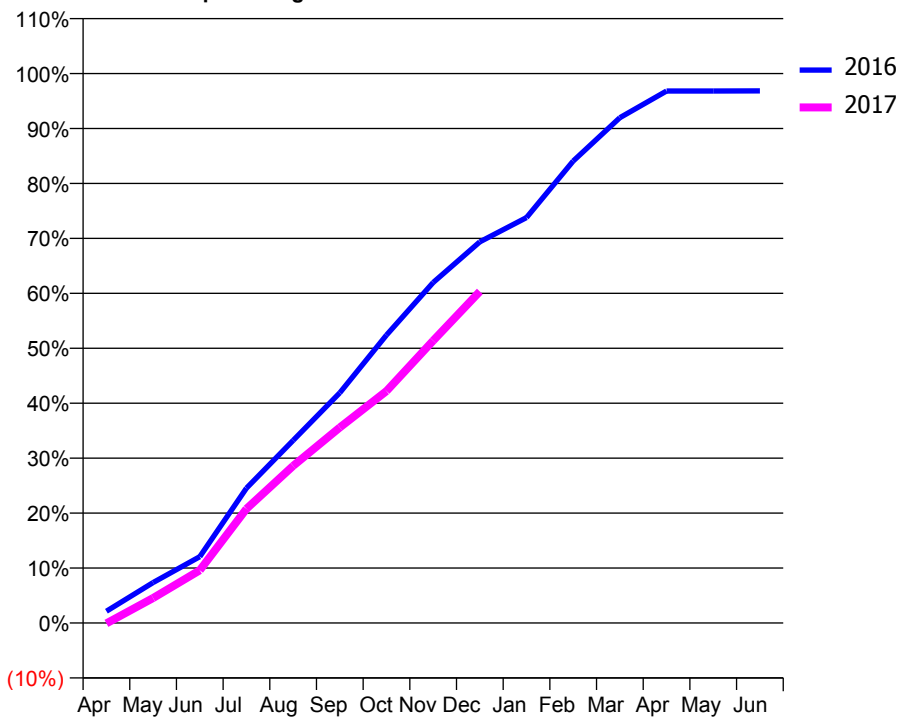
ACCESS*

Patients seen in 24 months	Total	Change since previous quarter
Quarter ending December 2015	5,247	
Quarter ending March 2016	5,315	→
Quarter ending June 2016	5,374	→
Quarter ending September 2016	5,469	→
Quarter ending December 2016	5,565	→
Variance since December 2015	6.1%	↑



ACTIVITY

Cumulative percentage of contracted UDA delivered 2016 & 2017



Month	Adjusted Scheduled Activity (UDA)	
	2016	2017
April	375	-13
May	1,291	799
June	2,117	1,684
July	4,303	3,645
August	5,826	5,014
September	7,345	6,240
October	9,192	7,404
November	10,865	9,012
December	12,163	10,583
January	12,937	
February	14,741	
March	16,128	
April	16,977	
May	16,977	
June	16,980	

QUALITY

	Quantity	Base Number	Contract	AT	Region	England
% of FP17s for the same patient ID Re-attending within 3 months - Children	138	1,602	8.6%	10.5%	11.9%	12.4%
% of FP17s for the same patient ID Re-attending within 3 months - Adults	727	4,962	14.7%	15.9%	16.5%	16.6%
% of FP17s for the same patient ID Re-attending between 3 & 9 months - Children	1,047	1,602	65.4%	58.4%	60.2%	57.5%
% of FP17s for the same patient ID Re-attending between 3 & 9 months - Adults	2,879	4,962	58.0%	49.8%	52.0%	50.4%
% of FP17s for Band 1 Urgent Courses	305	6,074	5.0%	10.4%	9.5%	9.1%
% of FP17s Relating to Free Repair or Replacements	123	6,074	2.0%	0.9%	0.7%	0.8%
% of FP17s Relating to Continuations	59	6,074	1.0%	1.4%	1.2%	1.3%
% of Patients satisfied with the dentistry they have received	12	12	100.0%	93.0%	92.9%	92.7%
% of Patients satisfied with the time they had to wait for an appointment	12	12	100.0%	87.7%	88.8%	88.8%

* This is based on patients treated on this contract for their most recent course of treatment. Figures in italics indicate the base number of FP17s or Patient Questionnaire responses are less than 100. N/A is shown where the base number of responses is less than 10 during the period. % is calculated as Quantity/Base number*100

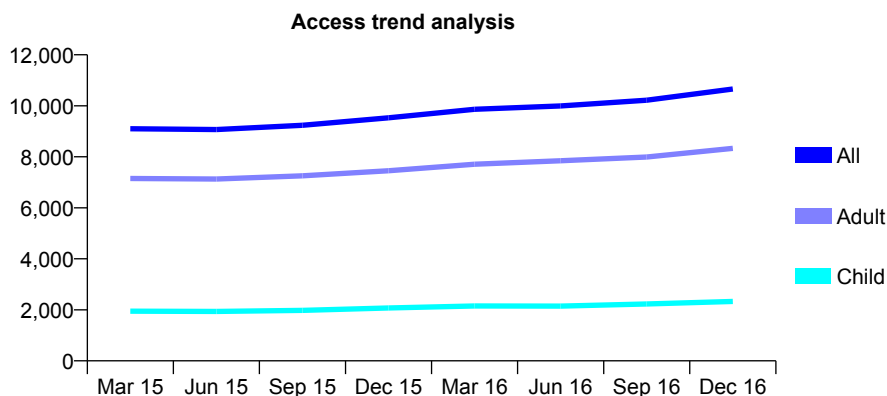
Q66 - Vital Signs At a Glance Contract Report for 331872/0002 - December 2016

Name or company name	MR SC PACE
Contract type name	GDS Contract
Purpose of contract	General
Contract start date	01/04/2006
Contract end date	

16/17 Contracted general activity (UDA)	37,242
Carry forward general activity (UDA)	0
16/17 Contracted orthodontic activity (UOA)	0
Carry forward orthodontic activity (UOA)	0
Baseline contract value	£1,001,462.53

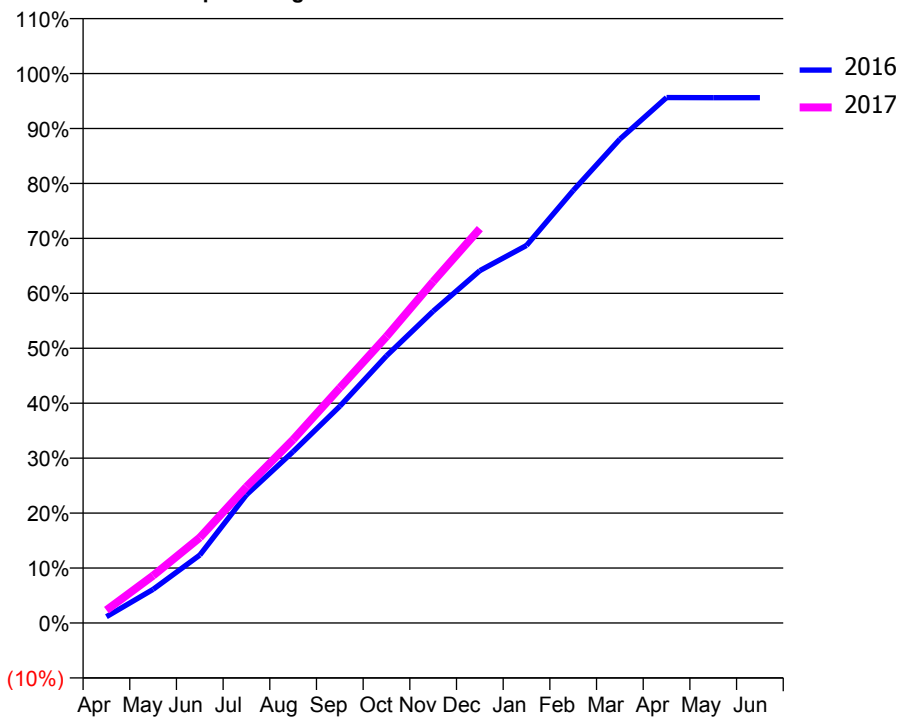
ACCESS*

Patients seen in 24 months	Total	Change since previous quarter
Quarter ending December 2015	9,530	
Quarter ending March 2016	9,862	↑
Quarter ending June 2016	9,996	→
Quarter ending September 2016	10,219	↑
Quarter ending December 2016	10,658	↑
Variance since December 2015	11.8%	↑



ACTIVITY

Cumulative percentage of contracted UDA delivered 2016 & 2017



Month	Adjusted Scheduled Activity (UDA)	
	2016	2017
April	427	872
May	2,284	3,213
June	4,607	5,784
July	8,689	9,236
August	11,621	12,428
September	14,693	15,933
October	18,104	19,416
November	21,136	23,139
December	23,883	26,727
January	25,590	
February	29,315	
March	32,795	
April	35,609	
May	35,607	
June	35,607	

QUALITY

	Quantity	Base Number	Contract	AT	Region	England
% of FP17s for the same patient ID Re-attending within 3 months - Children	141	2,569	5.5%	10.5%	11.9%	12.4%
% of FP17s for the same patient ID Re-attending within 3 months - Adults	1,051	9,286	11.3%	15.9%	16.5%	16.6%
% of FP17s for the same patient ID Re-attending between 3 & 9 months - Children	1,591	2,569	61.9%	58.4%	60.2%	57.5%
% of FP17s for the same patient ID Re-attending between 3 & 9 months - Adults	5,712	9,286	61.5%	49.8%	52.0%	50.4%
% of FP17s for Band 1 Urgent Courses	368	11,036	3.3%	10.4%	9.5%	9.1%
% of FP17s Relating to Free Repair or Replacements	80	11,036	0.7%	0.9%	0.7%	0.8%
% of FP17s Relating to Continuations	24	11,036	0.2%	1.4%	1.2%	1.3%
% of Patients satisfied with the dentistry they have received	22	24	91.7%	93.0%	92.9%	92.7%
% of Patients satisfied with the time they had to wait for an appointment	21	24	87.5%	87.7%	88.8%	88.8%

* This is based on patients treated on this contract for their most recent course of treatment. Figures in italics indicate the base number of FP17s or Patient Questionnaire responses are less than 100. N/A is shown where the base number of responses is less than 10 during the period. % is calculated as Quantity/Base number*100

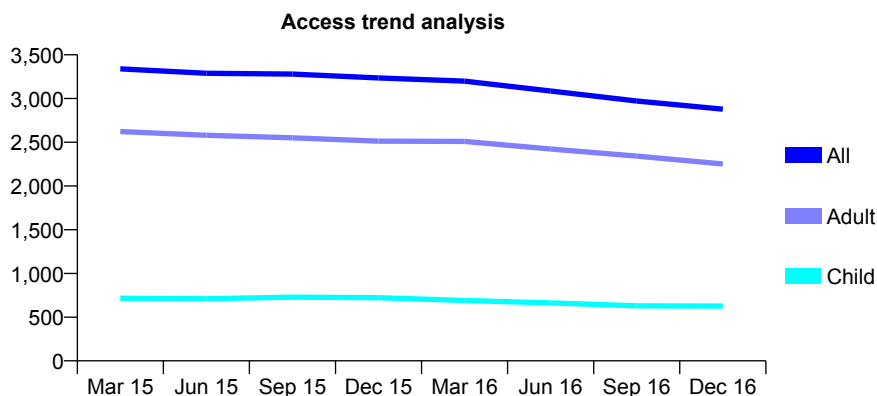
Q66 - Vital Signs At a Glance Contract Report for 331872/0003 - December 2016

Name or company name	MR SC PACE
Contract type name	GDS Contract
Purpose of contract	General
Contract start date	01/11/2012
Contract end date	

16/17 Contracted general activity (UDA)	9,500
Carry forward general activity (UDA)	270
16/17 Contracted orthodontic activity (UOA)	0
Carry forward orthodontic activity (UOA)	0
Baseline contract value	£253,992.06

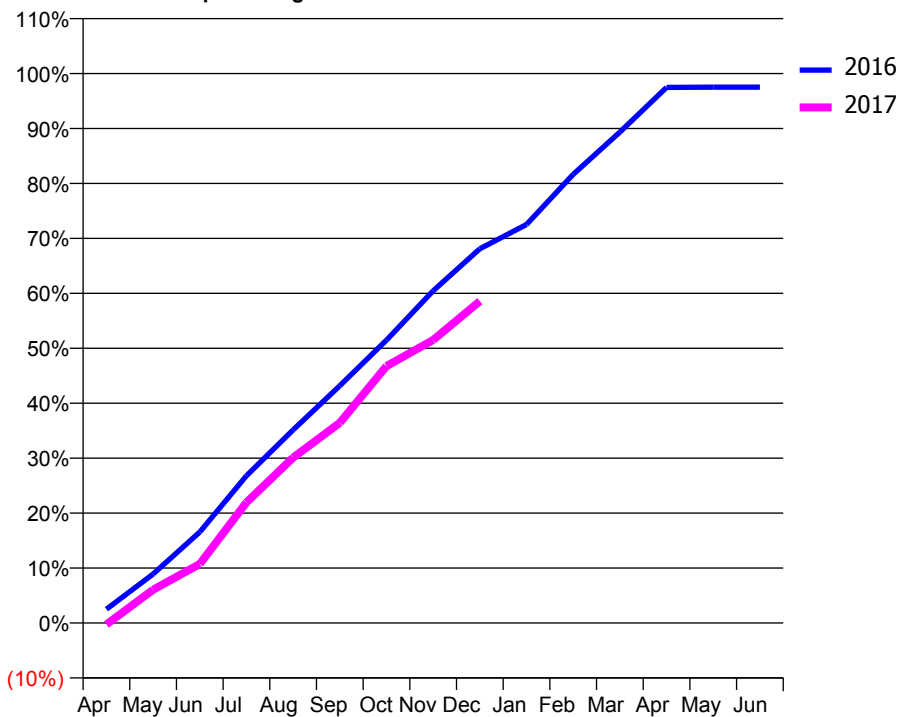
ACCESS*

Patients seen in 24 months	Total	Change since previous quarter
Quarter ending December 2015	3,235	
Quarter ending March 2016	3,199	↓
Quarter ending June 2016	3,086	↓
Quarter ending September 2016	2,971	↓
Quarter ending December 2016	2,878	↓
Variance since December 2015	(11.0%)	↓



ACTIVITY

Cumulative percentage of contracted UDA delivered 2016 & 2017



Month	Adjusted Scheduled Activity (UDA)	
	2016	2017
April	274	-27
May	970	575
June	1,802	1,020
July	2,918	2,085
August	3,828	2,859
September	4,702	3,462
October	5,605	4,441
November	6,583	4,893
December	7,415	5,563
January	7,896	
February	8,888	
March	9,726	
April	10,612	
May	10,616	
June	10,617	

QUALITY

	Quantity	Base Number	Contract	AT	Region	England
% of FP17s for the same patient ID Re-attending within 3 months - Children	43	612	7.0%	10.5%	11.9%	12.4%
% of FP17s for the same patient ID Re-attending within 3 months - Adults	299	2,116	14.1%	15.9%	16.5%	16.6%
% of FP17s for the same patient ID Re-attending between 3 & 9 months - Children	348	612	56.9%	58.4%	60.2%	57.5%
% of FP17s for the same patient ID Re-attending between 3 & 9 months - Adults	1,267	2,116	59.9%	49.8%	52.0%	50.4%
% of FP17s for Band 1 Urgent Courses	142	2,538	5.6%	10.4%	9.5%	9.1%
% of FP17s Relating to Free Repair or Replacements	39	2,538	1.5%	0.9%	0.7%	0.8%
% of FP17s Relating to Continuations	19	2,538	0.7%	1.4%	1.2%	1.3%
% of Patients satisfied with the dentistry they have received	5	5	N/A	93.0%	92.9%	92.7%
% of Patients satisfied with the time they had to wait for an appointment	3	5	N/A	87.7%	88.8%	88.8%

* This is based on patients treated on this contract for their most recent course of treatment. Figures in italics indicate the base number of FP17s or Patient Questionnaire responses are less than 100. N/A is shown where the base number of responses is less than 10 during the period. % is calculated as Quantity/Base number*100

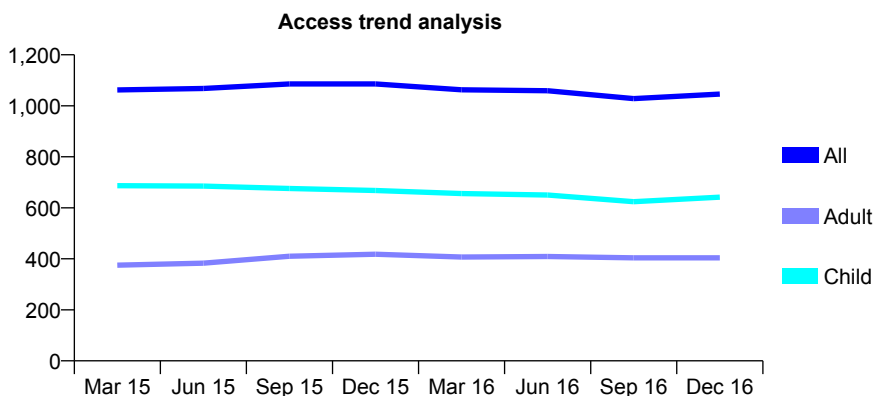
Q66 - Vital Signs At a Glance Contract Report for 335002/0002 - December 2016

Name or company name	MR AZ GITLIN
Contract type name	GDS Contract
Purpose of contract	General
Contract start date	01/04/2006
Contract end date	

16/17 Contracted general activity (UDA)	2,079
Carry forward general activity (UDA)	-42
16/17 Contracted orthodontic activity (UOA)	0
Carry forward orthodontic activity (UOA)	0
Baseline contract value	£47,517.50

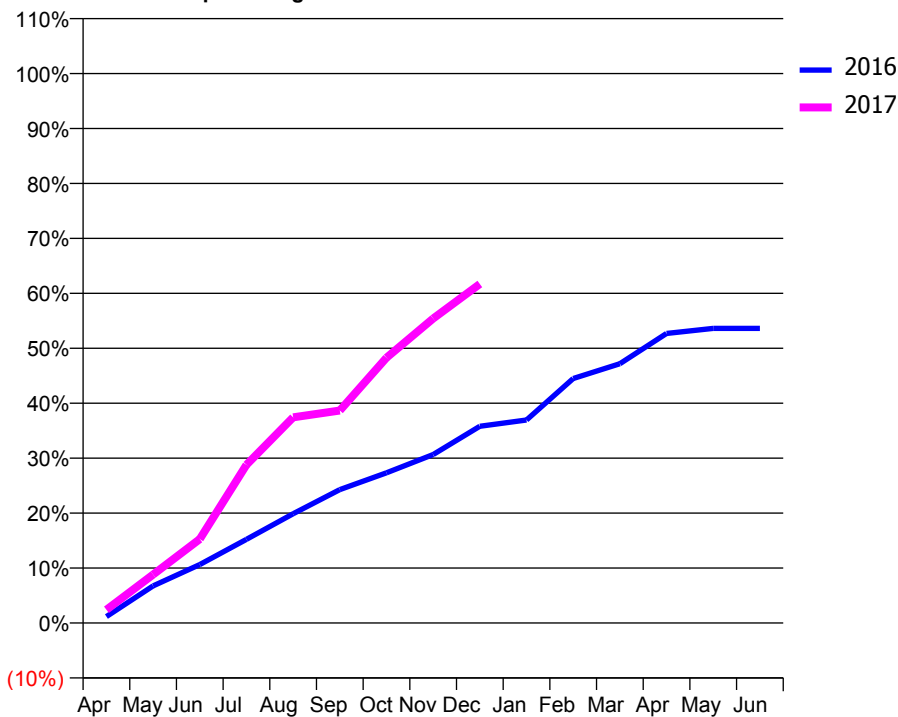
ACCESS*

Patients seen in 24 months	Total	Change since previous quarter
Quarter ending December 2015	1,086	
Quarter ending March 2016	1,063	↓
Quarter ending June 2016	1,059	→
Quarter ending September 2016	1,028	↓
Quarter ending December 2016	1,046	→
Variance since December 2015	(3.7%)	↓



ACTIVITY

Cumulative percentage of contracted UDA delivered 2016 & 2017



Adjusted Scheduled Activity (UDA)

Month	2016	2017
April	49	50
May	281	183
June	443	317
July	633	599
August	827	778
September	1,010	804
October	1,136	1,004
November	1,275	1,152
December	1,489	1,283
January	1,536	
February	1,850	
March	1,962	
April	2,191	
May	2,230	
June	2,230	

QUALITY

	Quantity	Base Number	Contract	AT	Region	England
% of FP17s for the same patient ID Re-attending within 3 months - Children	33	546	6.0%	10.5%	11.9%	12.4%
% of FP17s for the same patient ID Re-attending within 3 months - Adults	31	261	11.9%	15.9%	16.5%	16.6%
% of FP17s for the same patient ID Re-attending between 3 & 9 months - Children	287	546	52.6%	58.4%	60.2%	57.5%
% of FP17s for the same patient ID Re-attending between 3 & 9 months - Adults	113	261	43.3%	49.8%	52.0%	50.4%
% of FP17s for Band 1 Urgent Courses	19	676	2.8%	10.4%	9.5%	9.1%
% of FP17s Relating to Free Repair or Replacements	8	676	1.2%	0.9%	0.7%	0.8%
% of FP17s Relating to Continuations	1	676	0.1%	1.4%	1.2%	1.3%
% of Patients satisfied with the dentistry they have received	0	0	N/A	93.0%	92.9%	92.7%
% of Patients satisfied with the time they had to wait for an appointment	0	0	N/A	87.7%	88.8%	88.8%

* This is based on patients treated on this contract for their most recent course of treatment. Figures in italics indicate the base number of FP17s or Patient Questionnaire responses are less than 100. N/A is shown where the base number of responses is less than 10 during the period. % is calculated as Quantity/Base number*100

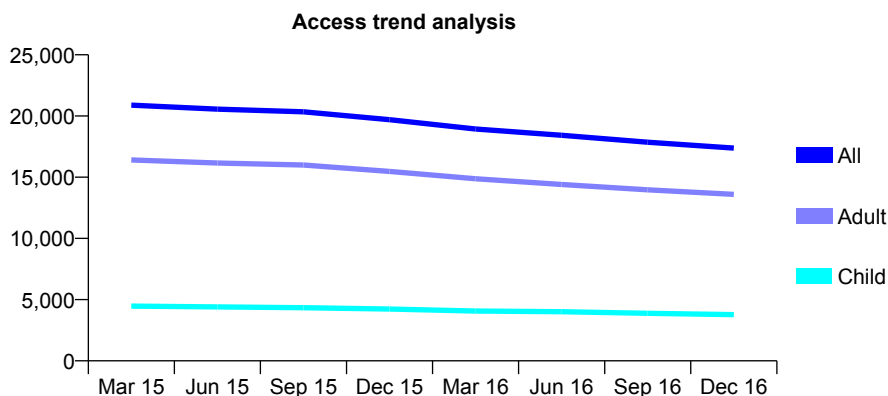
Q66 - Vital Signs At a Glance Contract Report for 335738/0001 - December 2016

Name or company name	MISS SJ YOUNG
Contract type name	GDS Contract
Purpose of contract	General
Contract start date	01/04/2006
Contract end date	

16/17 Contracted general activity (UDA)	62,088
Carry forward general activity (UDA)	0
16/17 Contracted orthodontic activity (UOA)	0
Carry forward orthodontic activity (UOA)	0
Baseline contract value	£1,306,066.99

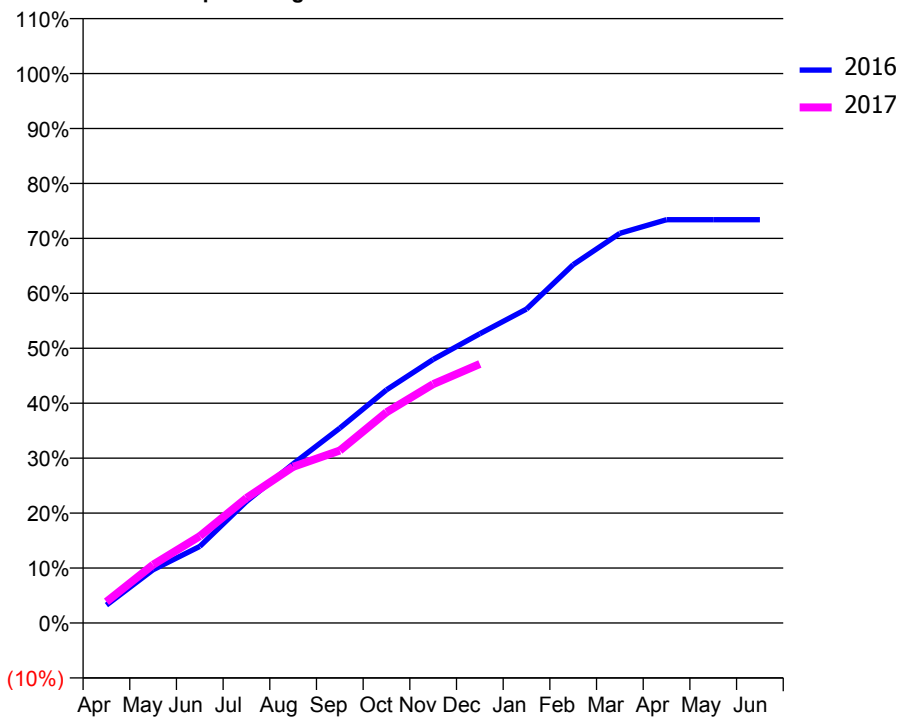
ACCESS*

Patients seen in 24 months	Total	Change since previous quarter
Quarter ending December 2015	19,704	
Quarter ending March 2016	18,940	↓
Quarter ending June 2016	18,423	↓
Quarter ending September 2016	17,855	↓
Quarter ending December 2016	17,378	↓
Variance since December 2015	(11.8%)	↓



ACTIVITY

Cumulative percentage of contracted UDA delivered 2016 & 2017



Month	Adjusted Scheduled Activity (UDA)	
	2016	2017
April	2,024	2,409
May	6,025	6,593
June	8,657	9,816
July	13,732	14,133
August	17,978	17,650
September	22,019	19,494
October	26,350	23,818
November	29,782	26,992
December	32,686	29,262
January	35,479	
February	40,495	
March	44,040	
April	45,565	
May	45,565	
June	45,565	

QUALITY

	Quantity	Base Number	Contract	AT	Region	England
% of FP17s for the same patient ID Re-attending within 3 months - Children	243	3,450	7.0%	10.5%	11.9%	12.4%
% of FP17s for the same patient ID Re-attending within 3 months - Adults	2,161	11,844	18.2%	15.9%	16.5%	16.6%
% of FP17s for the same patient ID Re-attending between 3 & 9 months - Children	1,545	3,450	44.8%	58.4%	60.2%	57.5%
% of FP17s for the same patient ID Re-attending between 3 & 9 months - Adults	3,974	11,844	33.6%	49.8%	52.0%	50.4%
% of FP17s for Band 1 Urgent Courses	1,271	13,775	9.2%	10.4%	9.5%	9.1%
% of FP17s Relating to Free Repair or Replacements	281	13,775	2.0%	0.9%	0.7%	0.8%
% of FP17s Relating to Continuations	462	13,775	3.4%	1.4%	1.2%	1.3%
% of Patients satisfied with the dentistry they have received	18	20	90.0%	93.0%	92.9%	92.7%
% of Patients satisfied with the time they had to wait for an appointment	19	20	95.0%	87.7%	88.8%	88.8%

* This is based on patients treated on this contract for their most recent course of treatment. Figures in italics indicate the base number of FP17s or Patient Questionnaire responses are less than 100. N/A is shown where the base number of responses is less than 10 during the period. % is calculated as Quantity/Base number*100

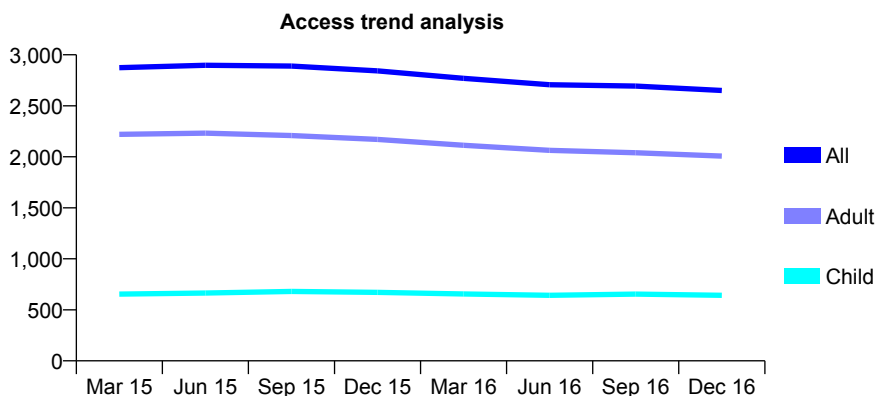
Q66 - Vital Signs At a Glance Contract Report for 337641/0001 - December 2016

Name or company name	MR MI STEWART
Contract type name	GDS Contract
Purpose of contract	General
Contract start date	01/04/2006
Contract end date	

16/17 Contracted general activity (UDA)	5,600
Carry forward general activity (UDA)	220
16/17 Contracted orthodontic activity (UOA)	0
Carry forward orthodontic activity (UOA)	0
Baseline contract value	£140,725.07

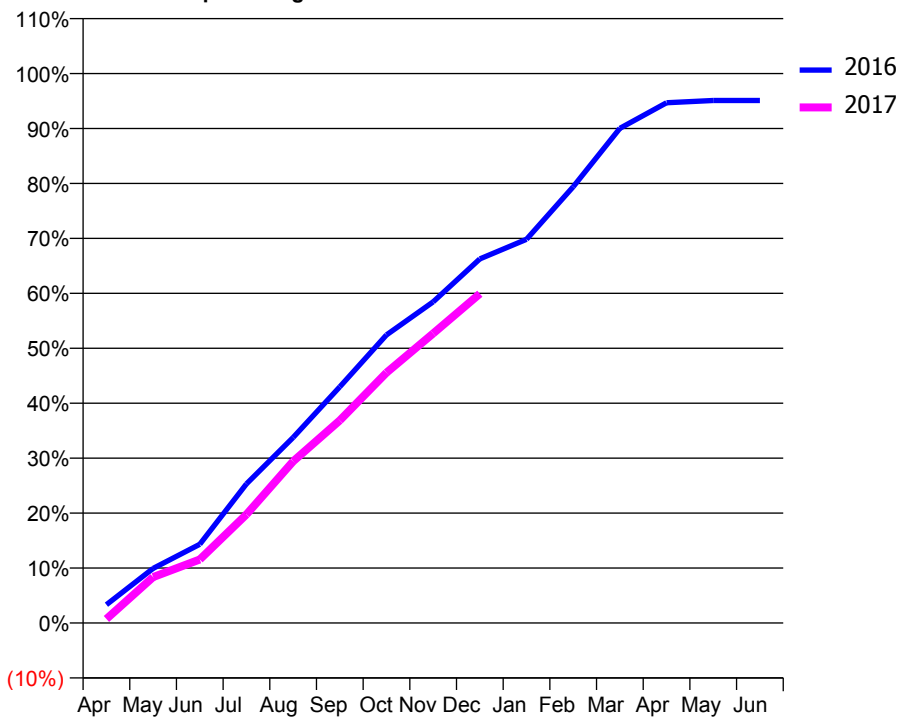
ACCESS*

Patients seen in 24 months	Total	Change since previous quarter
Quarter ending December 2015	2,842	
Quarter ending March 2016	2,769	↓
Quarter ending June 2016	2,706	↓
Quarter ending September 2016	2,694	→
Quarter ending December 2016	2,650	↓
Variance since December 2015	(6.8%)	↓



ACTIVITY

Cumulative percentage of contracted UDA delivered 2016 & 2017



Month	Adjusted Scheduled Activity (UDA)	
	2016	2017
April	187	41
May	556	468
June	802	648
July	1,418	1,107
August	1,891	1,647
September	2,408	2,065
October	2,936	2,552
November	3,273	2,951
December	3,710	3,356
January	3,911	
February	4,446	
March	5,041	
April	5,302	
May	5,324	
June	5,324	

QUALITY

	Quantity	Base Number	Contract	AT	Region	England
% of FP17s for the same patient ID Re-attending within 3 months - Children	48	648	7.4%	10.5%	11.9%	12.4%
% of FP17s for the same patient ID Re-attending within 3 months - Adults	326	2,105	15.5%	15.9%	16.5%	16.6%
% of FP17s for the same patient ID Re-attending between 3 & 9 months - Children	309	648	47.7%	58.4%	60.2%	57.5%
% of FP17s for the same patient ID Re-attending between 3 & 9 months - Adults	945	2,105	44.9%	49.8%	52.0%	50.4%
% of FP17s for Band 1 Urgent Courses	273	1,949	14.0%	10.4%	9.5%	9.1%
% of FP17s Relating to Free Repair or Replacements	3	1,949	0.2%	0.9%	0.7%	0.8%
% of FP17s Relating to Continuations	47	1,949	2.4%	1.4%	1.2%	1.3%
% of Patients satisfied with the dentistry they have received	3	3	N/A	93.0%	92.9%	92.7%
% of Patients satisfied with the time they had to wait for an appointment	3	3	N/A	87.7%	88.8%	88.8%

* This is based on patients treated on this contract for their most recent course of treatment. Figures in italics indicate the base number of FP17s or Patient Questionnaire responses are less than 100. N/A is shown where the base number of responses is less than 10 during the period. % is calculated as Quantity/Base number*100

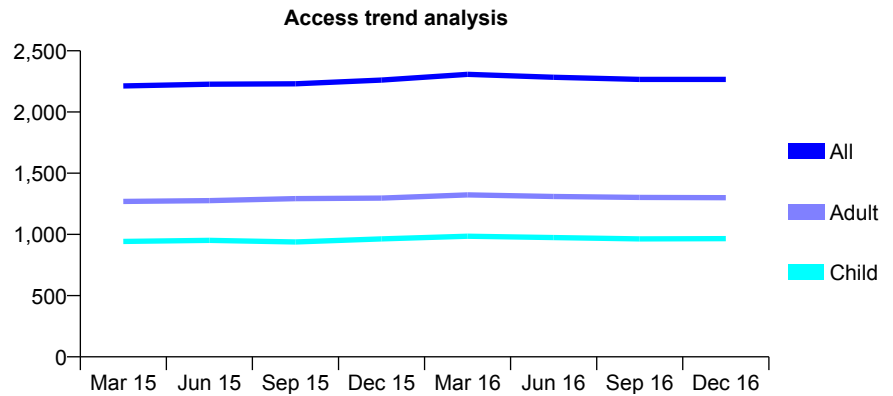
Q66 - Vital Signs At a Glance Contract Report for 340332/0001 - December 2016

Name or company name	MR CJ PRESTON
Contract type name	GDS Contract
Purpose of contract	General
Contract start date	01/05/2006
Contract end date	

16/17 Contracted general activity (UDA)	2,963
Carry forward general activity (UDA)	0
16/17 Contracted orthodontic activity (UOA)	0
Carry forward orthodontic activity (UOA)	0
Baseline contract value	£83,600.31

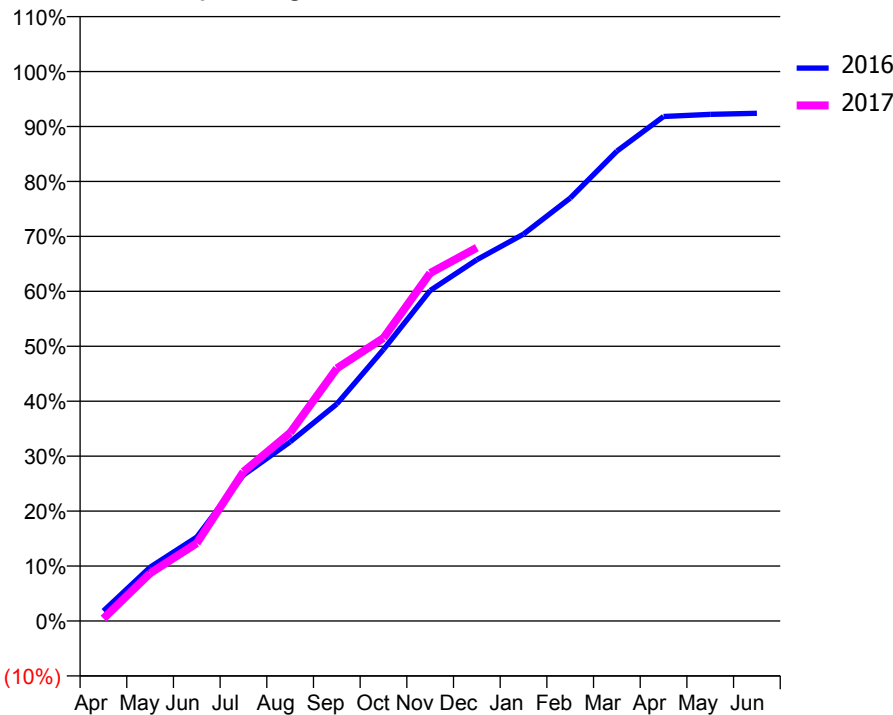
ACCESS*

Patients seen in 24 months	Total	Change since previous quarter
Quarter ending December 2015	2,261	
Quarter ending March 2016	2,308	↑
Quarter ending June 2016	2,284	↓
Quarter ending September 2016	2,266	→
Quarter ending December 2016	2,266	→
Variance since December 2015	0.2%	→



ACTIVITY

Cumulative percentage of contracted UDA delivered 2016 & 2017



Month	Adjusted Scheduled Activity (UDA)	
	2016	2017
April	54	13
May	290	258
June	453	420
July	787	805
August	966	1,015
September	1,170	1,362
October	1,464	1,526
November	1,782	1,876
December	1,948	2,013
January	2,086	
February	2,281	
March	2,533	
April	2,721	
May	2,732	
June	2,738	

QUALITY

	Quantity	Base Number	Contract	AT	Region	England
% of FP17s for the same patient ID Re-attending within 3 months - Children	80	1,067	7.5%	10.5%	11.9%	12.4%
% of FP17s for the same patient ID Re-attending within 3 months - Adults	151	1,157	13.1%	15.9%	16.5%	16.6%
% of FP17s for the same patient ID Re-attending between 3 & 9 months - Children	651	1,067	61.0%	58.4%	60.2%	57.5%
% of FP17s for the same patient ID Re-attending between 3 & 9 months - Adults	613	1,157	53.0%	49.8%	52.0%	50.4%
% of FP17s for Band 1 Urgent Courses	71	1,240	5.7%	10.4%	9.5%	9.1%
% of FP17s Relating to Free Repair or Replacements	4	1,240	0.3%	0.9%	0.7%	0.8%
% of FP17s Relating to Continuations	3	1,240	0.2%	1.4%	1.2%	1.3%
% of Patients satisfied with the dentistry they have received	3	3	N/A	93.0%	92.9%	92.7%
% of Patients satisfied with the time they had to wait for an appointment	3	3	N/A	87.7%	88.8%	88.8%

* This is based on patients treated on this contract for their most recent course of treatment. Figures in italics indicate the base number of FP17s or Patient Questionnaire responses are less than 100. N/A is shown where the base number of responses is less than 10 during the period. % is calculated as Quantity/Base number*100

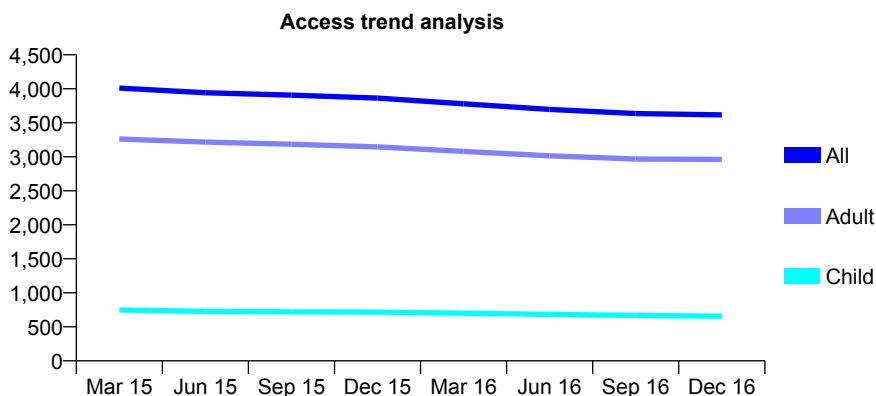
Q66 - Vital Signs At a Glance Contract Report for 354546/0001 - December 2016

Name or company name	MR MA ZARASVAND
Contract type name	GDS Contract
Purpose of contract	General
Contract start date	01/04/2006
Contract end date	

16/17 Contracted general activity (UDA)	9,537
Carry forward general activity (UDA)	-101
16/17 Contracted orthodontic activity (UOA)	0
Carry forward orthodontic activity (UOA)	0
Baseline contract value	£214,615.86

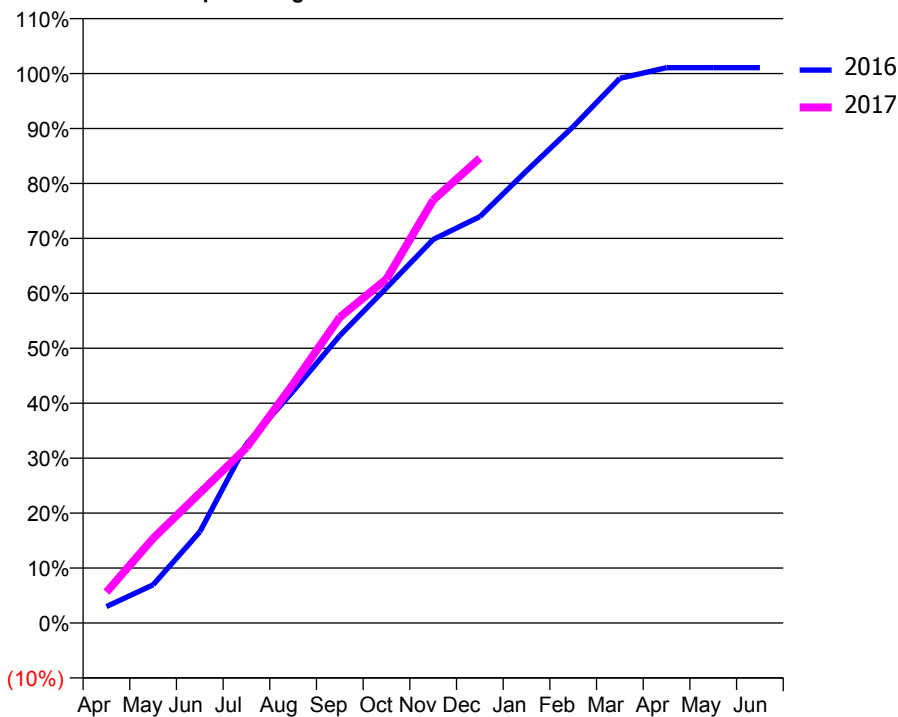
ACCESS*

Patients seen in 24 months	Total	Change since previous quarter
Quarter ending December 2015	3,863	
Quarter ending March 2016	3,780	↓
Quarter ending June 2016	3,697	↓
Quarter ending September 2016	3,636	↓
Quarter ending December 2016	3,617	→
Variance since December 2015	(6.4%)	↓



ACTIVITY

Cumulative percentage of contracted UDA delivered 2016 & 2017



Month	Adjusted Scheduled Activity (UDA)	
	2016	2017
April	286	535
May	664	1,469
June	1,581	2,255
July	3,108	3,045
August	4,023	4,149
September	4,989	5,308
October	5,818	5,969
November	6,656	7,340
December	7,052	8,067
January	7,847	
February	8,615	
March	9,453	
April	9,639	
May	9,638	
June	9,638	

QUALITY

	Quantity	Base Number	Contract	AT	Region	England
% of FP17s for the same patient ID Re-attending within 3 months - Children	28	732	3.8%	10.5%	11.9%	12.4%
% of FP17s for the same patient ID Re-attending within 3 months - Adults	178	3,266	5.5%	15.9%	16.5%	16.6%
% of FP17s for the same patient ID Re-attending between 3 & 9 months - Children	432	732	59.0%	58.4%	60.2%	57.5%
% of FP17s for the same patient ID Re-attending between 3 & 9 months - Adults	2,264	3,266	69.3%	49.8%	52.0%	50.4%
% of FP17s for Band 1 Urgent Courses	139	3,862	3.6%	10.4%	9.5%	9.1%
% of FP17s Relating to Free Repair or Replacements	8	3,862	0.2%	0.9%	0.7%	0.8%
% of FP17s Relating to Continuations	0	3,862	0.0%	1.4%	1.2%	1.3%
% of Patients satisfied with the dentistry they have received	31	34	91.2%	93.0%	92.9%	92.7%
% of Patients satisfied with the time they had to wait for an appointment	29	34	85.3%	87.7%	88.8%	88.8%

* This is based on patients treated on this contract for their most recent course of treatment. Figures in italics indicate the base number of FP17s or Patient Questionnaire responses are less than 100. N/A is shown where the base number of responses is less than 10 during the period. % is calculated as Quantity/Base number*100

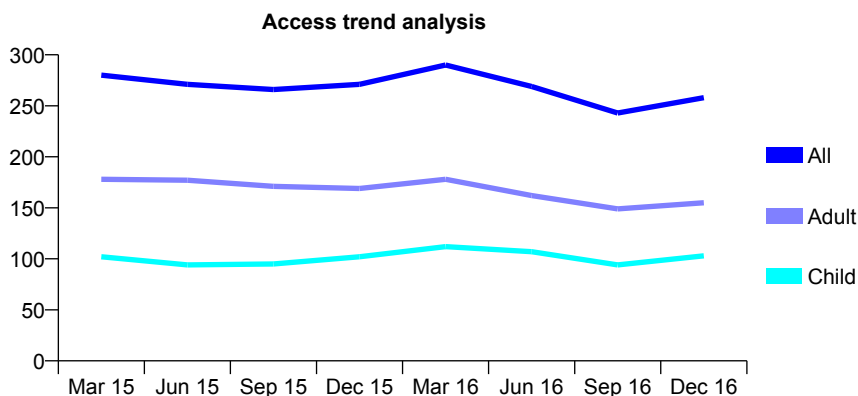
Q66 - Vital Signs At a Glance Contract Report for 367001/0002 - December 2016

Name or company name	MR RJ METCALFE
Contract type name	GDS Contract
Purpose of contract	General
Contract start date	02/06/2008
Contract end date	

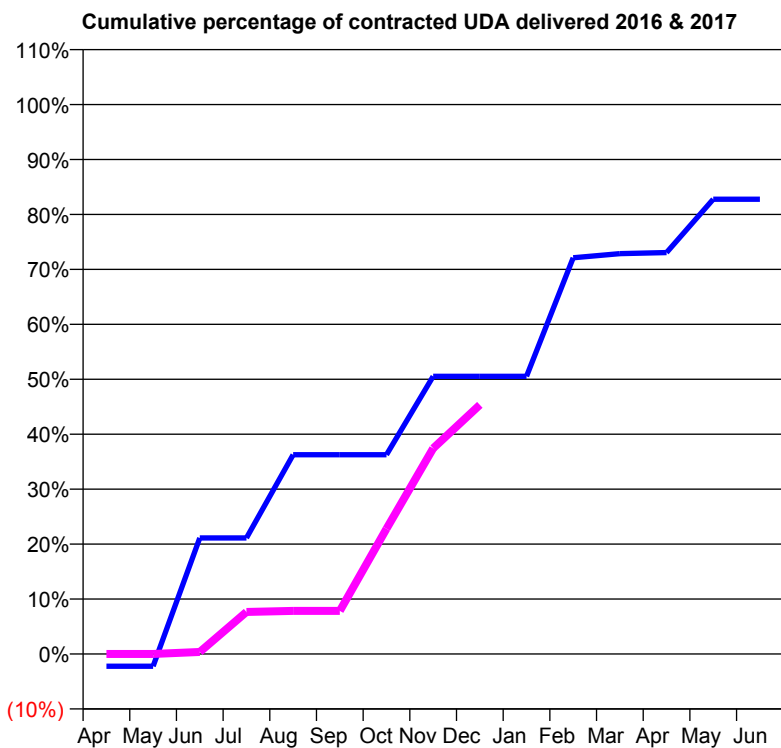
16/17 Contracted general activity (UDA)	535
Carry forward general activity (UDA)	0
16/17 Contracted orthodontic activity (UOA)	0
Carry forward orthodontic activity (UOA)	0
Baseline contract value	£13,697.19

ACCESS*

Patients seen in 24 months	Total	Change since previous quarter
Quarter ending December 2015	271	
Quarter ending March 2016	290	↑
Quarter ending June 2016	269	↓
Quarter ending September 2016	243	↓
Quarter ending December 2016	258	↑
Variance since December 2015	(4.8%)	↓



ACTIVITY



Month	Adjusted Scheduled Activity (UDA)	
	2016	2017
April	-12	0
May	-12	0
June	113	2
July	113	41
August	194	42
September	194	42
October	194	122
November	270	200
December	270	243
January	270	
February	386	
March	390	
April	391	
May	443	
June	443	

QUALITY

	Quantity	Base Number	Contract	AT	Region	England
% of FP17s for the same patient ID Re-attending within 3 months - Children	1	78	1.3%	10.5%	11.9%	12.4%
% of FP17s for the same patient ID Re-attending within 3 months - Adults	3	111	2.7%	15.9%	16.5%	16.6%
% of FP17s for the same patient ID Re-attending between 3 & 9 months - Children	29	78	37.2%	58.4%	60.2%	57.5%
% of FP17s for the same patient ID Re-attending between 3 & 9 months - Adults	42	111	37.8%	49.8%	52.0%	50.4%
% of FP17s for Band 1 Urgent Courses	3	122	2.5%	10.4%	9.5%	9.1%
% of FP17s Relating to Free Repair or Replacements	0	122	0.0%	0.9%	0.7%	0.8%
% of FP17s Relating to Continuations	0	122	0.0%	1.4%	1.2%	1.3%
% of Patients satisfied with the dentistry they have received	1	1	N/A	93.0%	92.9%	92.7%
% of Patients satisfied with the time they had to wait for an appointment	1	1	N/A	87.7%	88.8%	88.8%

* This is based on patients treated on this contract for their most recent course of treatment. Figures in italics indicate the base number of FP17s or Patient Questionnaire responses are less than 100. N/A is shown where the base number of responses is less than 10 during the period. % is calculated as Quantity/Base number*100

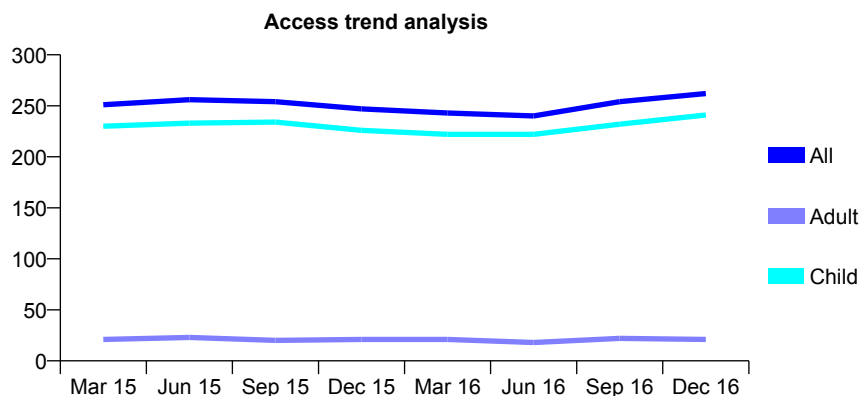
Q66 - Vital Signs At a Glance Contract Report for 560367/0001 - December 2016

Name or company name	MR G YEATES
Contract type name	GDS Contract
Purpose of contract	General
Contract start date	01/04/2006
Contract end date	

16/17 Contracted general activity (UDA)	544
Carry forward general activity (UDA)	12
16/17 Contracted orthodontic activity (UOA)	0
Carry forward orthodontic activity (UOA)	0
Baseline contract value	£10,366.03

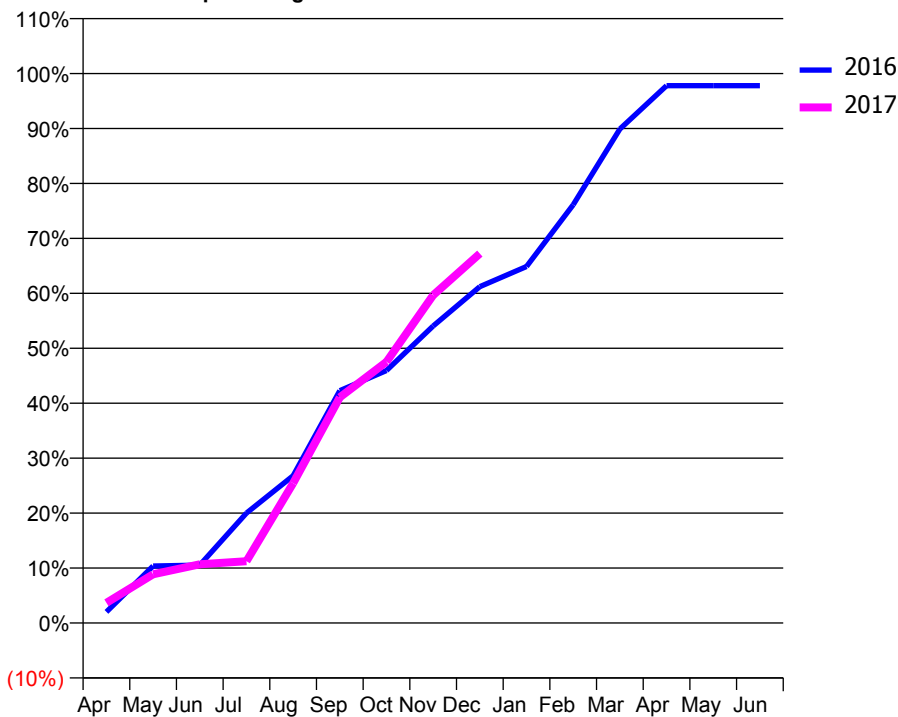
ACCESS*

Patients seen in 24 months	Total	Change since previous quarter
Quarter ending December 2015	247	
Quarter ending March 2016	243	↓
Quarter ending June 2016	240	↓
Quarter ending September 2016	254	↑
Quarter ending December 2016	262	↑
Variance since December 2015	6.1%	↑



ACTIVITY

Cumulative percentage of contracted UDA delivered 2016 & 2017



Month	Adjusted Scheduled Activity (UDA)	
	2016	2017
April	11	20
May	56	48
June	57	58
July	109	61
August	146	138
September	230	223
October	250	259
November	294	325
December	333	366
January	353	
February	414	
March	489	
April	532	
May	532	
June	532	

QUALITY

	Quantity	Base Number	Contract	AT	Region	England
% of FP17s for the same patient ID Re-attending within 3 months - Children	22	305	7.2%	10.5%	11.9%	12.4%
% of FP17s for the same patient ID Re-attending within 3 months - Adults	0	0	N/A	15.9%	16.5%	16.6%
% of FP17s for the same patient ID Re-attending between 3 & 9 months - Children	206	305	67.5%	58.4%	60.2%	57.5%
% of FP17s for the same patient ID Re-attending between 3 & 9 months - Adults	0	0	N/A	49.8%	52.0%	50.4%
% of FP17s for Band 1 Urgent Courses	4	281	1.4%	10.4%	9.5%	9.1%
% of FP17s Relating to Free Repair or Replacements	0	281	0.0%	0.9%	0.7%	0.8%
% of FP17s Relating to Continuations	0	281	0.0%	1.4%	1.2%	1.3%
% of Patients satisfied with the dentistry they have received	0	0	N/A	93.0%	92.9%	92.7%
% of Patients satisfied with the time they had to wait for an appointment	0	0	N/A	87.7%	88.8%	88.8%

* This is based on patients treated on this contract for their most recent course of treatment. Figures in italics indicate the base number of FP17s or Patient Questionnaire responses are less than 100. N/A is shown where the base number of responses is less than 10 during the period. % is calculated as Quantity/Base number*100

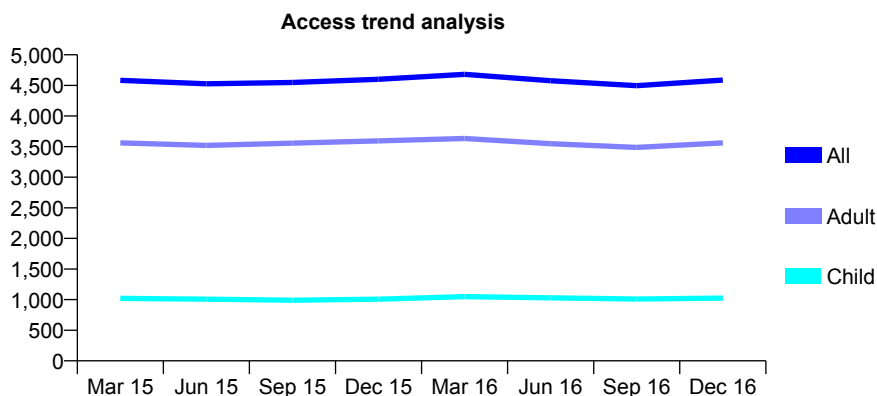
Q66 - Vital Signs At a Glance Contract Report for 565148/0001 - December 2016

Name or company name	MR PM PROSSER
Contract type name	GDS Contract
Purpose of contract	General
Contract start date	01/04/2006
Contract end date	

16/17 Contracted general activity (UDA)	13,362
Carry forward general activity (UDA)	0
16/17 Contracted orthodontic activity (UOA)	0
Carry forward orthodontic activity (UOA)	0
Baseline contract value	£346,593.54

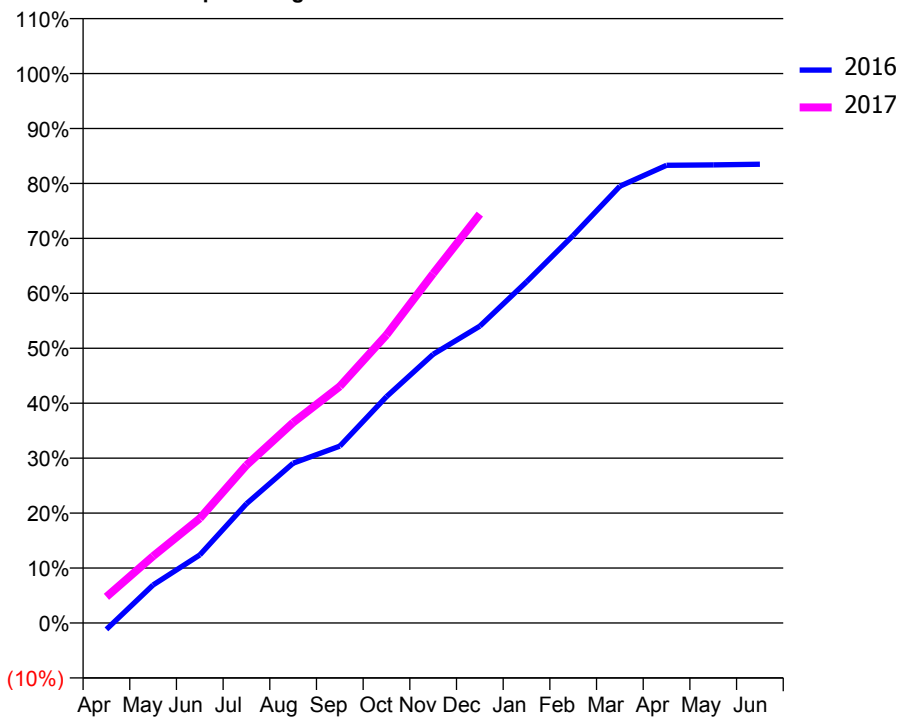
ACCESS*

Patients seen in 24 months	Total	Change since previous quarter
Quarter ending December 2015	4,601	
Quarter ending March 2016	4,680	→
Quarter ending June 2016	4,577	↓
Quarter ending September 2016	4,496	↓
Quarter ending December 2016	4,587	↑
Variance since December 2015	(0.3%)	→



ACTIVITY

Cumulative percentage of contracted UDA delivered 2016 & 2017



Month	Adjusted Scheduled Activity (UDA)	
	2016	2017
April	-191	636
May	1,126	1,626
June	2,015	2,545
July	3,529	3,839
August	4,731	4,874
September	5,233	5,755
October	6,698	7,005
November	7,951	8,498
December	8,787	9,943
January	10,095	
February	11,469	
March	12,926	
April	13,544	
May	13,555	
June	13,576	

QUALITY

	Quantity	Base Number	Contract	AT	Region	England
% of FP17s for the same patient ID Re-attending within 3 months - Children	85	1,206	7.0%	10.5%	11.9%	12.4%
% of FP17s for the same patient ID Re-attending within 3 months - Adults	770	4,219	18.3%	15.9%	16.5%	16.6%
% of FP17s for the same patient ID Re-attending between 3 & 9 months - Children	802	1,206	66.5%	58.4%	60.2%	57.5%
% of FP17s for the same patient ID Re-attending between 3 & 9 months - Adults	2,372	4,219	56.2%	49.8%	52.0%	50.4%
% of FP17s for Band 1 Urgent Courses	328	5,098	6.4%	10.4%	9.5%	9.1%
% of FP17s Relating to Free Repair or Replacements	66	5,098	1.3%	0.9%	0.7%	0.8%
% of FP17s Relating to Continuations	213	5,098	4.2%	1.4%	1.2%	1.3%
% of Patients satisfied with the dentistry they have received	9	9	N/A	93.0%	92.9%	92.7%
% of Patients satisfied with the time they had to wait for an appointment	8	9	N/A	87.7%	88.8%	88.8%

* This is based on patients treated on this contract for their most recent course of treatment. Figures in italics indicate the base number of FP17s or Patient Questionnaire responses are less than 100. N/A is shown where the base number of responses is less than 10 during the period. % is calculated as Quantity/Base number*100

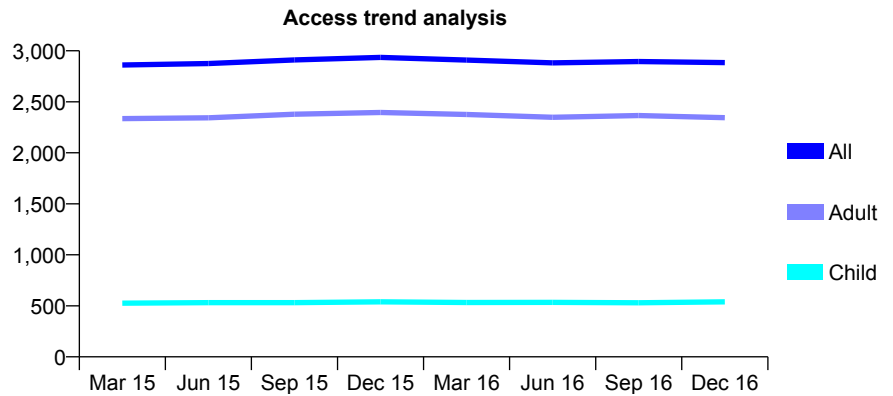
Q66 - Vital Signs At a Glance Contract Report for 566837/0001 - December 2016

Name or company name	MR K MCGAREY
Contract type name	GDS Contract
Purpose of contract	General
Contract start date	01/04/2006
Contract end date	

16/17 Contracted general activity (UDA)	10,175
Carry forward general activity (UDA)	-177
16/17 Contracted orthodontic activity (UOA)	0
Carry forward orthodontic activity (UOA)	0
Baseline contract value	£238,179.19

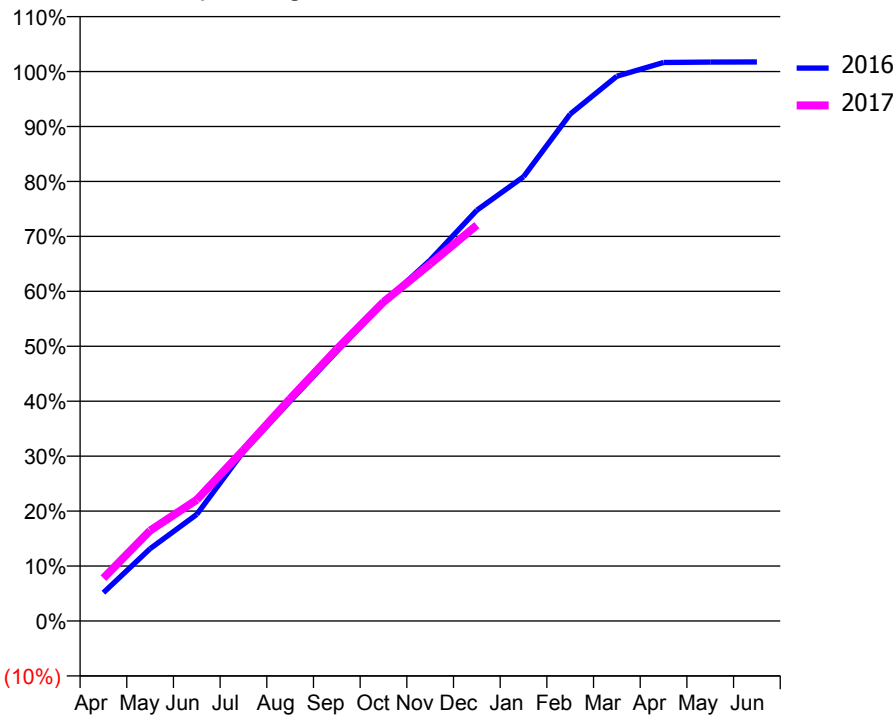
ACCESS*

Patients seen in 24 months	Total	Change since previous quarter
Quarter ending December 2015	2,935	
Quarter ending March 2016	2,909	→
Quarter ending June 2016	2,882	→
Quarter ending September 2016	2,895	→
Quarter ending December 2016	2,884	→
Variance since December 2015	(1.7%)	↓



ACTIVITY

Cumulative percentage of contracted UDA delivered 2016 & 2017



Month	Adjusted Scheduled Activity (UDA)	
	2016	2017
April	525	794
May	1,339	1,676
June	1,973	2,246
July	3,139	3,166
August	4,074	4,117
September	4,992	5,036
October	5,894	5,908
November	6,683	6,611
December	7,607	7,329
January	8,226	
February	9,387	
March	10,088	
April	10,341	
May	10,349	
June	10,352	

QUALITY

	Quantity	Base Number	Contract	AT	Region	England
% of FP17s for the same patient ID Re-attending within 3 months - Children	69	621	11.1%	10.5%	11.9%	12.4%
% of FP17s for the same patient ID Re-attending within 3 months - Adults	495	2,701	18.3%	15.9%	16.5%	16.6%
% of FP17s for the same patient ID Re-attending between 3 & 9 months - Children	351	621	56.5%	58.4%	60.2%	57.5%
% of FP17s for the same patient ID Re-attending between 3 & 9 months - Adults	1,457	2,701	53.9%	49.8%	52.0%	50.4%
% of FP17s for Band 1 Urgent Courses	125	3,205	3.9%	10.4%	9.5%	9.1%
% of FP17s Relating to Free Repair or Replacements	116	3,205	3.6%	0.9%	0.7%	0.8%
% of FP17s Relating to Continuations	142	3,205	4.4%	1.4%	1.2%	1.3%
% of Patients satisfied with the dentistry they have received	10	12	83.3%	93.0%	92.9%	92.7%
% of Patients satisfied with the time they had to wait for an appointment	11	12	91.7%	87.7%	88.8%	88.8%

* This is based on patients treated on this contract for their most recent course of treatment. Figures in italics indicate the base number of FP17s or Patient Questionnaire responses are less than 100. N/A is shown where the base number of responses is less than 10 during the period. % is calculated as Quantity/Base number*100

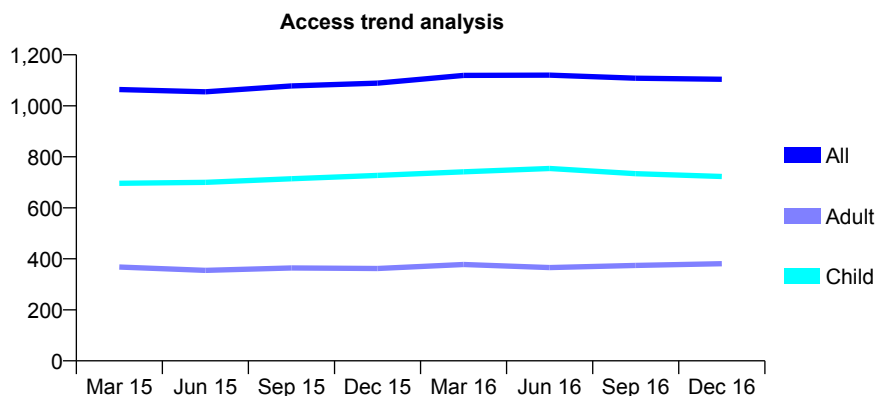
Q66 - Vital Signs At a Glance Contract Report for 575615/0001 - December 2016

Name or company name	Mrs JEC Paynter & Mr SF Hamilton
Contract type name	GDS Contract
Purpose of contract	General
Contract start date	01/04/2006
Contract end date	

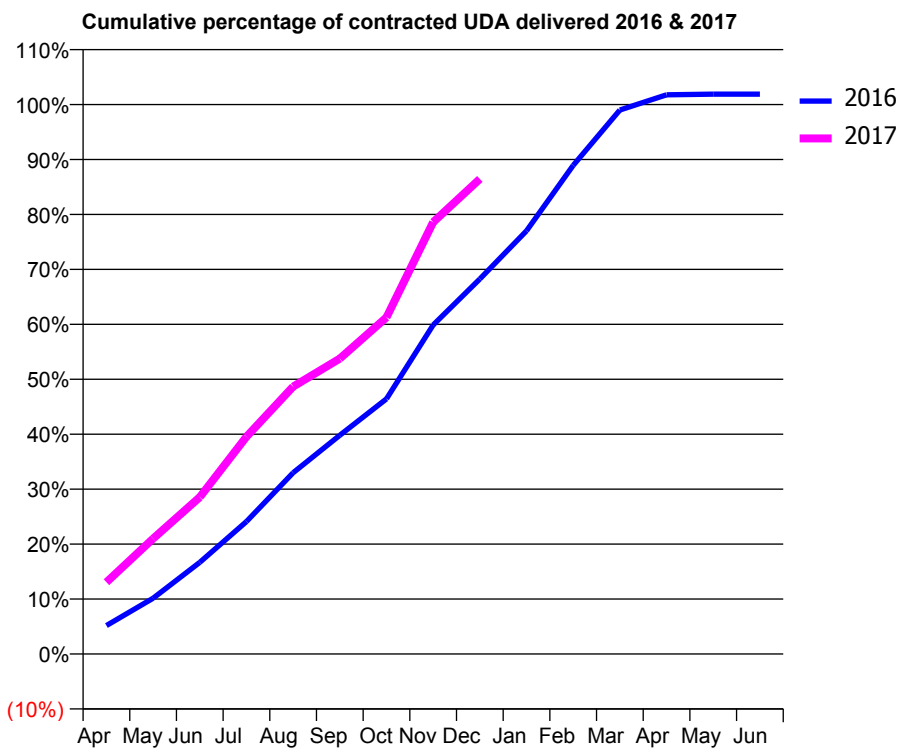
16/17 Contracted general activity (UDA)	2,450
Carry forward general activity (UDA)	-46
16/17 Contracted orthodontic activity (UOA)	0
Carry forward orthodontic activity (UOA)	0
Baseline contract value	£53,960.09

ACCESS*

Patients seen in 24 months	Total	Change since previous quarter
Quarter ending December 2015	1,089	
Quarter ending March 2016	1,119	↑
Quarter ending June 2016	1,120	→
Quarter ending September 2016	1,108	↓
Quarter ending December 2016	1,104	→
Variance since December 2015	1.4%	→



ACTIVITY



Month	Adjusted Scheduled Activity (UDA)	
	2016	2017
April	127	320
May	249	514
June	409	699
July	591	969
August	808	1,193
September	976	1,317
October	1,138	1,501
November	1,467	1,925
December	1,672	2,118
January	1,887	
February	2,179	
March	2,426	
April	2,493	
May	2,496	
June	2,496	

QUALITY

	Quantity	Base Number	Contract	AT	Region	England
% of FP17s for the same patient ID Re-attending within 3 months - Children	128	1,083	11.8%	10.5%	11.9%	12.4%
% of FP17s for the same patient ID Re-attending within 3 months - Adults	52	380	13.7%	15.9%	16.5%	16.6%
% of FP17s for the same patient ID Re-attending between 3 & 9 months - Children	785	1,083	72.5%	58.4%	60.2%	57.5%
% of FP17s for the same patient ID Re-attending between 3 & 9 months - Adults	243	380	63.9%	49.8%	52.0%	50.4%
% of FP17s for Band 1 Urgent Courses	65	1,434	4.5%	10.4%	9.5%	9.1%
% of FP17s Relating to Free Repair or Replacements	0	1,434	0.0%	0.9%	0.7%	0.8%
% of FP17s Relating to Continuations	0	1,434	0.0%	1.4%	1.2%	1.3%
% of Patients satisfied with the dentistry they have received	0	0	N/A	93.0%	92.9%	92.7%
% of Patients satisfied with the time they had to wait for an appointment	0	0	N/A	87.7%	88.8%	88.8%

* This is based on patients treated on this contract for their most recent course of treatment. Figures in italics indicate the base number of FP17s or Patient Questionnaire responses are less than 100. N/A is shown where the base number of responses is less than 10 during the period. % is calculated as Quantity/Base number*100

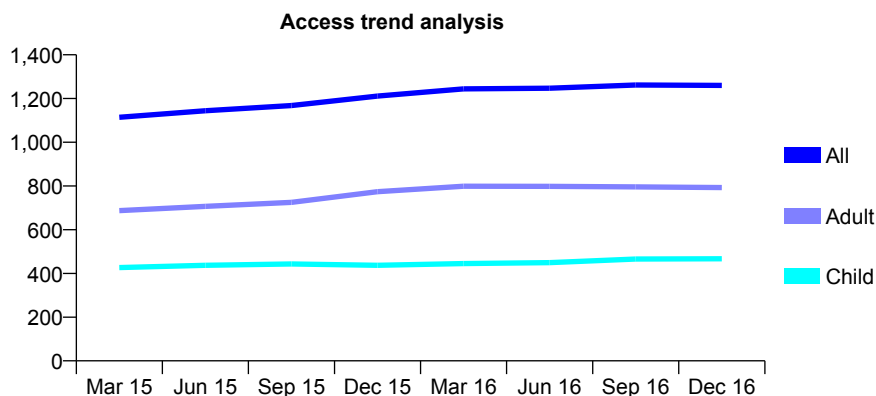
Q66 - Vital Signs At a Glance Contract Report for 632252/0002 - December 2016

Name or company name	MR R MACRAE
Contract type name	GDS Contract
Purpose of contract	General
Contract start date	01/04/2006
Contract end date	

16/17 Contracted general activity (UDA)	1,000
Carry forward general activity (UDA)	-20
16/17 Contracted orthodontic activity (UOA)	0
Carry forward orthodontic activity (UOA)	0
Baseline contract value	£21,405.77

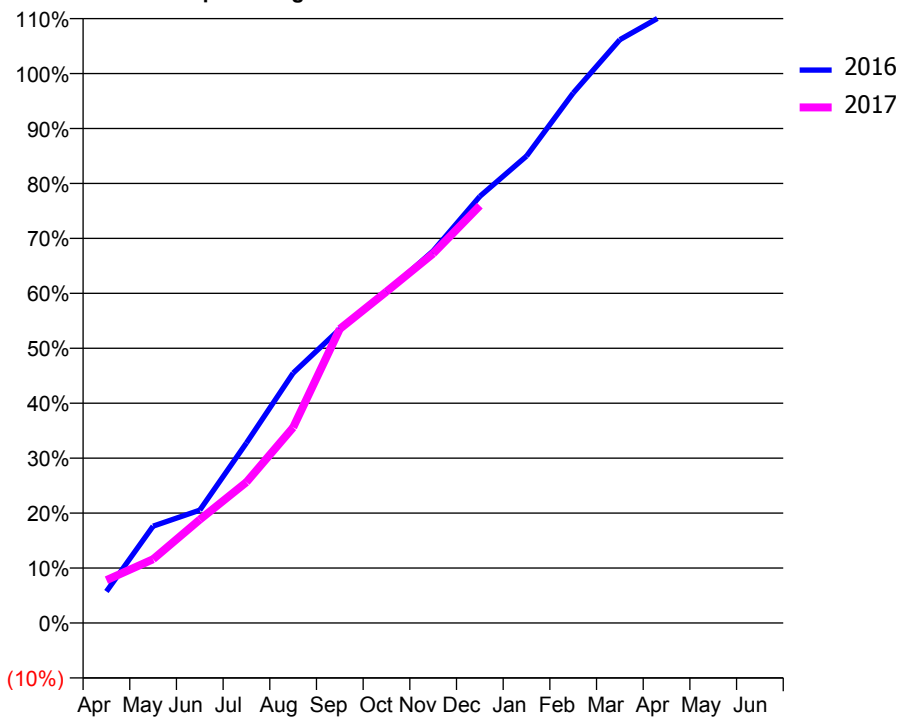
ACCESS*

Patients seen in 24 months	Total	Change since previous quarter
Quarter ending December 2015	1,211	
Quarter ending March 2016	1,244	↑
Quarter ending June 2016	1,247	→
Quarter ending September 2016	1,262	→
Quarter ending December 2016	1,260	→
Variance since December 2015	4.0%	↑



ACTIVITY

Cumulative percentage of contracted UDA delivered 2016 & 2017



Month	Adjusted Scheduled Activity (UDA)	
	2016	2017
April	57	78
May	176	116
June	205	188
July	328	256
August	455	356
September	535	535
October	602	603
November	677	672
December	776	759
January	850	
February	965	
March	1,062	
April	1,110	
May	1,110	
June	1,116	

QUALITY

	Quantity	Base Number	Contract	AT	Region	England
% of FP17s for the same patient ID Re-attending within 3 months - Children	32	527	6.1%	10.5%	11.9%	12.4%
% of FP17s for the same patient ID Re-attending within 3 months - Adults	113	874	12.9%	15.9%	16.5%	16.6%
% of FP17s for the same patient ID Re-attending between 3 & 9 months - Children	344	527	65.3%	58.4%	60.2%	57.5%
% of FP17s for the same patient ID Re-attending between 3 & 9 months - Adults	606	874	69.3%	49.8%	52.0%	50.4%
% of FP17s for Band 1 Urgent Courses	12	486	2.5%	10.4%	9.5%	9.1%
% of FP17s Relating to Free Repair or Replacements	0	486	0.0%	0.9%	0.7%	0.8%
% of FP17s Relating to Continuations	1	486	0.2%	1.4%	1.2%	1.3%
% of Patients satisfied with the dentistry they have received	3	3	N/A	93.0%	92.9%	92.7%
% of Patients satisfied with the time they had to wait for an appointment	3	3	N/A	87.7%	88.8%	88.8%

* This is based on patients treated on this contract for their most recent course of treatment. Figures in italics indicate the base number of FP17s or Patient Questionnaire responses are less than 100. N/A is shown where the base number of responses is less than 10 during the period. % is calculated as Quantity/Base number*100

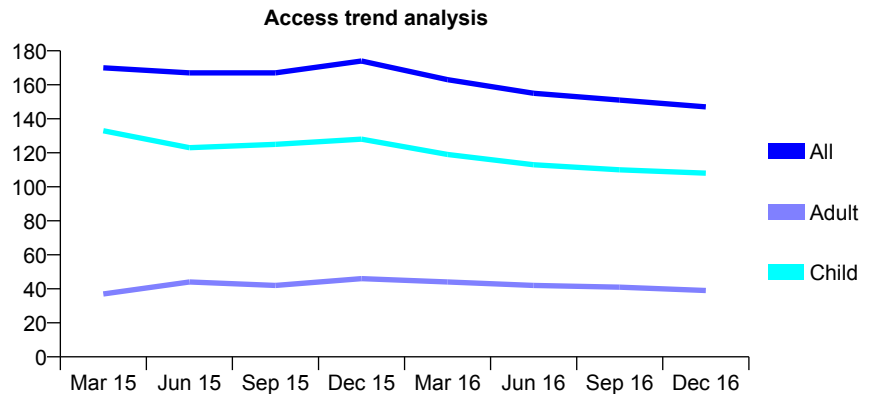
Q66 - Vital Signs At a Glance Contract Report for 636185/0001 - December 2016

Name or company name	MRS JR STEMBRIDGE
Contract type name	GDS Contract
Purpose of contract	General
Contract start date	01/04/2006
Contract end date	

16/17 Contracted general activity (UDA)	774
Carry forward general activity (UDA)	0
16/17 Contracted orthodontic activity (UOA)	0
Carry forward orthodontic activity (UOA)	0
Baseline contract value	£17,544.19

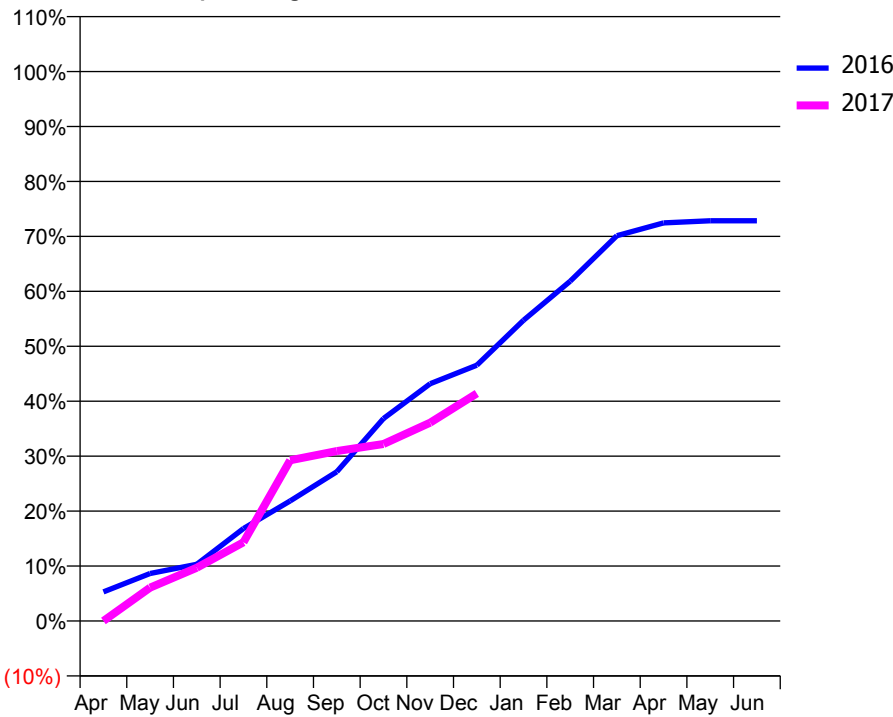
ACCESS*

Patients seen in 24 months	Total	Change since previous quarter
Quarter ending December 2015	174	
Quarter ending March 2016	163	↓
Quarter ending June 2016	155	↓
Quarter ending September 2016	151	↓
Quarter ending December 2016	147	↓
Variance since December 2015	(15.5%)	↓



ACTIVITY

Cumulative percentage of contracted UDA delivered 2016 & 2017



Month	Adjusted Scheduled Activity (UDA)	
	2016	2017
April	41	0
May	67	47
June	80	75
July	130	111
August	169	226
September	210	239
October	285	249
November	334	279
December	360	321
January	424	
February	479	
March	543	
April	561	
May	564	
June	564	

QUALITY

	Quantity	Base Number	Contract	AT	Region	England
% of FP17s for the same patient ID Re-attending within 3 months - Children	6	105	5.7%	10.5%	11.9%	12.4%
% of FP17s for the same patient ID Re-attending within 3 months - Adults	0	20	0.0%	15.9%	16.5%	16.6%
% of FP17s for the same patient ID Re-attending between 3 & 9 months - Children	68	105	64.8%	58.4%	60.2%	57.5%
% of FP17s for the same patient ID Re-attending between 3 & 9 months - Adults	16	20	80.0%	49.8%	52.0%	50.4%
% of FP17s for Band 1 Urgent Courses	3	118	2.5%	10.4%	9.5%	9.1%
% of FP17s Relating to Free Repair or Replacements	0	118	0.0%	0.9%	0.7%	0.8%
% of FP17s Relating to Continuations	0	118	0.0%	1.4%	1.2%	1.3%
% of Patients satisfied with the dentistry they have received	0	0	N/A	93.0%	92.9%	92.7%
% of Patients satisfied with the time they had to wait for an appointment	0	0	N/A	87.7%	88.8%	88.8%

* This is based on patients treated on this contract for their most recent course of treatment. Figures in italics indicate the base number of FP17s or Patient Questionnaire responses are less than 100. N/A is shown where the base number of responses is less than 10 during the period. % is calculated as Quantity/Base number*100

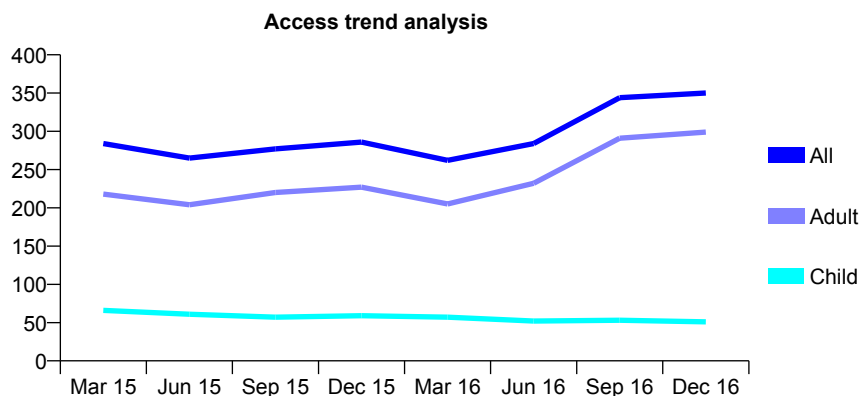
Q66 - Vital Signs At a Glance Contract Report for 641308/0002 - December 2016

Name or company name	MR JN CHOPE
Contract type name	GDS Contract
Purpose of contract	General
Contract start date	01/04/2006
Contract end date	

16/17 Contracted general activity (UDA)	265
Carry forward general activity (UDA)	0
16/17 Contracted orthodontic activity (UOA)	0
Carry forward orthodontic activity (UOA)	0
Baseline contract value	£70,162.91

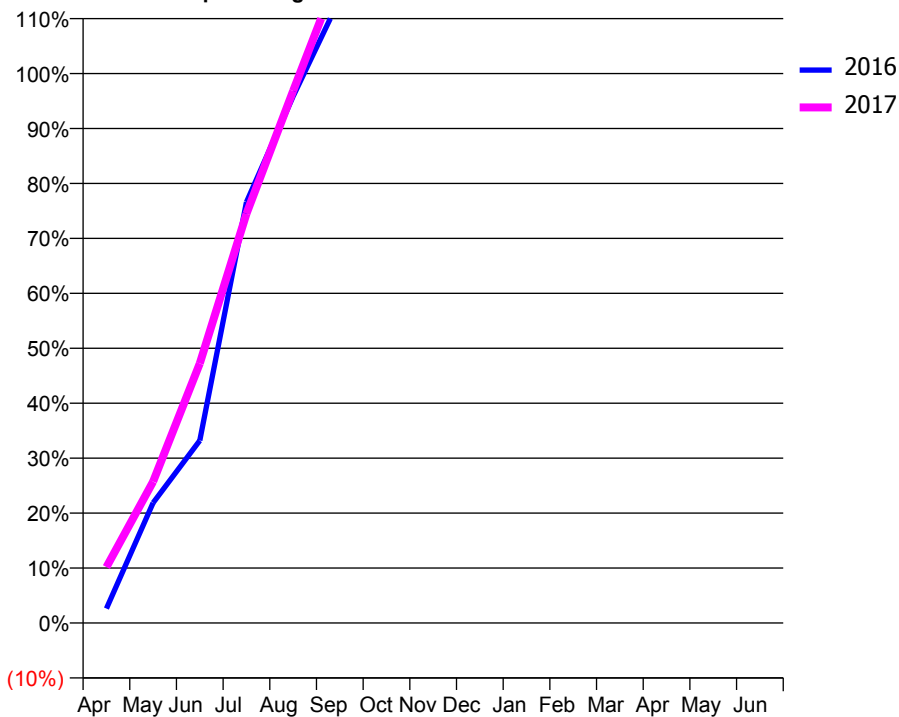
ACCESS*

Patients seen in 24 months	Total	Change since previous quarter
Quarter ending December 2015	286	
Quarter ending March 2016	262	↓
Quarter ending June 2016	284	↑
Quarter ending September 2016	344	↑
Quarter ending December 2016	350	→
Variance since December 2015	22.4%	↑



ACTIVITY

Cumulative percentage of contracted UDA delivered 2016 & 2017



Month	Adjusted Scheduled Activity (UDA)	
	2016	2017
April	7	27
May	58	68
June	88	125
July	203	197
August	254	257
September	301	315
October	358	354
November	429	390
December	525	418
January	534	
February	538	
March	542	
April	553	
May	566	
June	566	

QUALITY

	Quantity	Base Number	Contract	AT	Region	England
% of FP17s for the same patient ID Re-attending within 3 months - Children	5	57	8.8%	10.5%	11.9%	12.4%
% of FP17s for the same patient ID Re-attending within 3 months - Adults	7	237	3.0%	15.9%	16.5%	16.6%
% of FP17s for the same patient ID Re-attending between 3 & 9 months - Children	36	57	63.2%	58.4%	60.2%	57.5%
% of FP17s for the same patient ID Re-attending between 3 & 9 months - Adults	17	237	7.2%	49.8%	52.0%	50.4%
% of FP17s for Band 1 Urgent Courses	5	283	1.8%	10.4%	9.5%	9.1%
% of FP17s Relating to Free Repair or Replacements	0	283	0.0%	0.9%	0.7%	0.8%
% of FP17s Relating to Continuations	2	283	0.7%	1.4%	1.2%	1.3%
% of Patients satisfied with the dentistry they have received	1	1	N/A	93.0%	92.9%	92.7%
% of Patients satisfied with the time they had to wait for an appointment	1	1	N/A	87.7%	88.8%	88.8%

* This is based on patients treated on this contract for their most recent course of treatment. Figures in italics indicate the base number of FP17s or Patient Questionnaire responses are less than 100. N/A is shown where the base number of responses is less than 10 during the period. % is calculated as Quantity/Base number*100

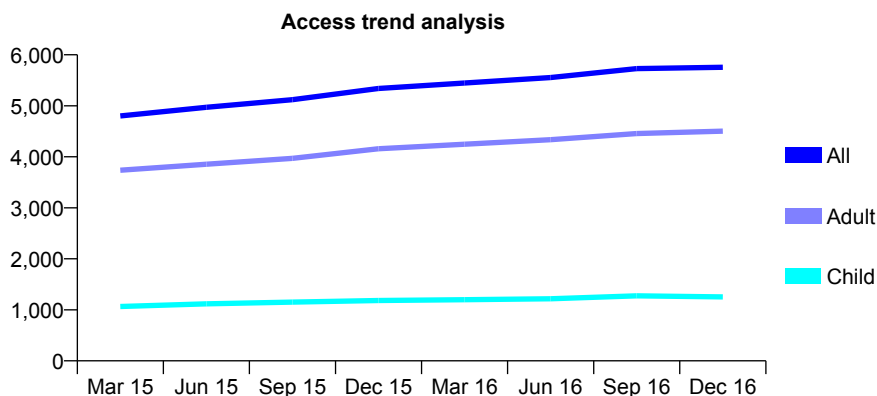
Q66 - Vital Signs At a Glance Contract Report for 641308/0003 - December 2016

Name or company name	MR JN CHOPE
Contract type name	GDS Contract
Purpose of contract	General
Contract start date	01/10/2009
Contract end date	

16/17 Contracted general activity (UDA)	19,500
Carry forward general activity (UDA)	-471
16/17 Contracted orthodontic activity (UOA)	0
Carry forward orthodontic activity (UOA)	0
Baseline contract value	£585,562.33

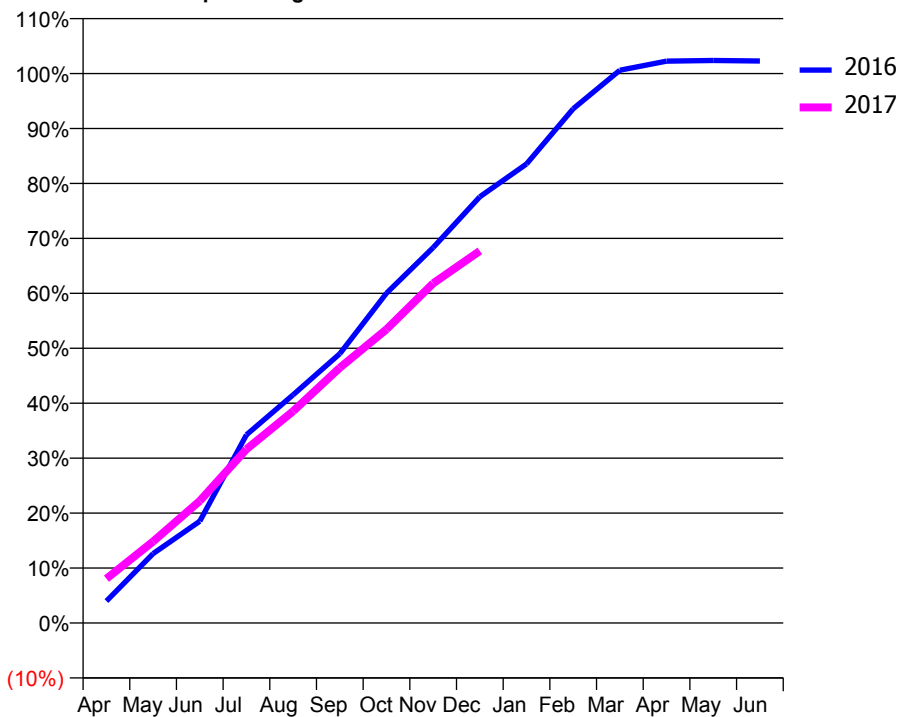
ACCESS*

Patients seen in 24 months	Total	Change since previous quarter
Quarter ending December 2015	5,340	
Quarter ending March 2016	5,446	→
Quarter ending June 2016	5,554	→
Quarter ending September 2016	5,730	↑
Quarter ending December 2016	5,755	→
Variance since December 2015	7.8%	↑



ACTIVITY

Cumulative percentage of contracted UDA delivered 2016 & 2017



Month	Adjusted Scheduled Activity (UDA)	
	2016	2017
April	718	1,572
May	2,274	2,892
June	3,335	4,334
July	6,166	6,169
August	7,476	7,515
September	8,823	9,061
October	10,806	10,421
November	12,299	12,054
December	13,961	13,205
January	15,035	
February	16,847	
March	18,106	
April	18,406	
May	18,427	
June	18,408	

QUALITY

	Quantity	Base Number	Contract	AT	Region	England
% of FP17s for the same patient ID Re-attending within 3 months - Children	108	1,237	8.7%	10.5%	11.9%	12.4%
% of FP17s for the same patient ID Re-attending within 3 months - Adults	743	4,587	16.2%	15.9%	16.5%	16.6%
% of FP17s for the same patient ID Re-attending between 3 & 9 months - Children	689	1,237	55.7%	58.4%	60.2%	57.5%
% of FP17s for the same patient ID Re-attending between 3 & 9 months - Adults	2,537	4,587	55.3%	49.8%	52.0%	50.4%
% of FP17s for Band 1 Urgent Courses	738	5,597	13.2%	10.4%	9.5%	9.1%
% of FP17s Relating to Free Repair or Replacements	62	5,597	1.1%	0.9%	0.7%	0.8%
% of FP17s Relating to Continuations	69	5,597	1.2%	1.4%	1.2%	1.3%
% of Patients satisfied with the dentistry they have received	68	79	86.1%	93.0%	92.9%	92.7%
% of Patients satisfied with the time they had to wait for an appointment	67	79	84.8%	87.7%	88.8%	88.8%

* This is based on patients treated on this contract for their most recent course of treatment. Figures in italics indicate the base number of FP17s or Patient Questionnaire responses are less than 100. N/A is shown where the base number of responses is less than 10 during the period. % is calculated as Quantity/Base number*100

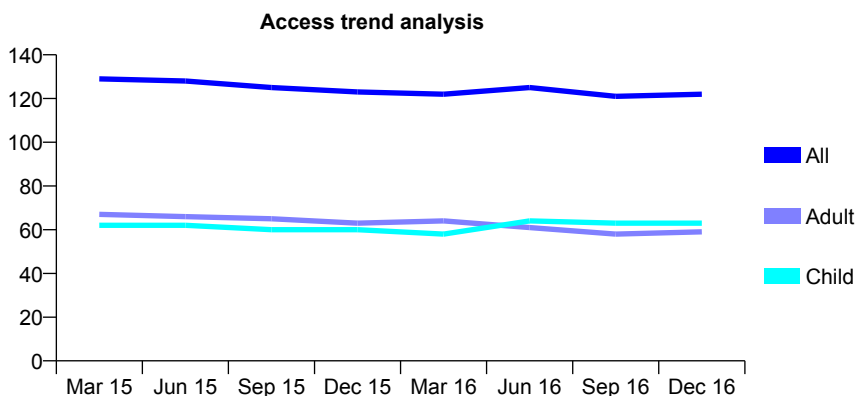
Q66 - Vital Signs At a Glance Contract Report for 642096/0001 - December 2016

Name or company name	MR RA JENKINS
Contract type name	GDS Contract
Purpose of contract	General
Contract start date	01/04/2006
Contract end date	

16/17 Contracted general activity (UDA)	700
Carry forward general activity (UDA)	0
16/17 Contracted orthodontic activity (UOA)	0
Carry forward orthodontic activity (UOA)	0
Baseline contract value	£16,028.38

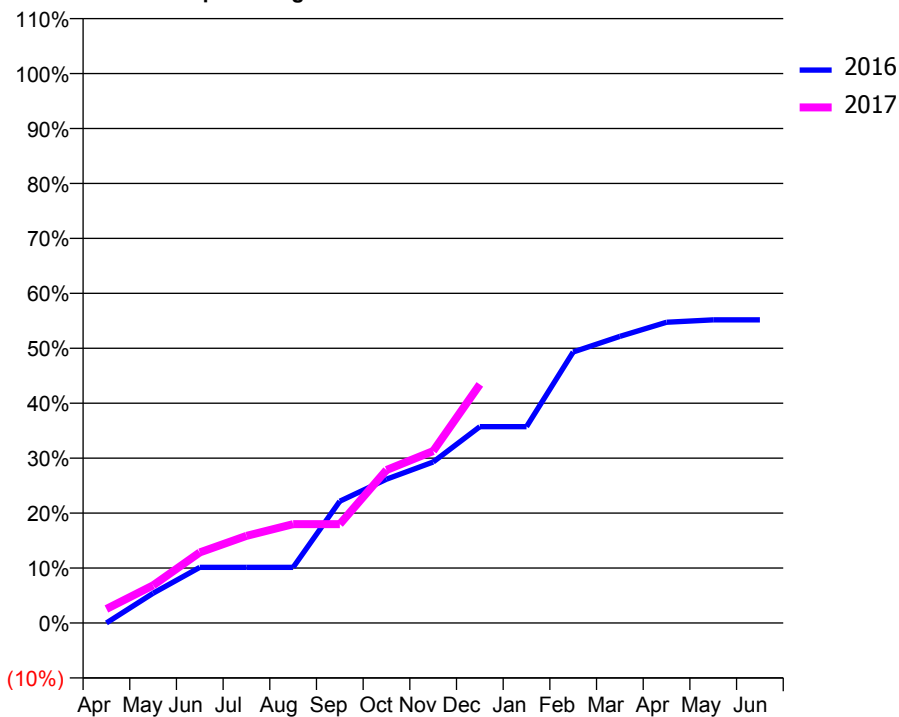
ACCESS*

Patients seen in 24 months	Total	Change since previous quarter
Quarter ending December 2015	123	
Quarter ending March 2016	122	→
Quarter ending June 2016	125	↑
Quarter ending September 2016	121	↓
Quarter ending December 2016	122	→
Variance since December 2015	(0.8%)	→



ACTIVITY

Cumulative percentage of contracted UDA delivered 2016 & 2017



Month	Adjusted Scheduled Activity (UDA)	
	2016	2017
April	0	18
May	38	48
June	71	90
July	71	111
August	71	126
September	155	126
October	183	195
November	205	219
December	250	304
January	250	
February	345	
March	365	
April	383	
May	386	
June	386	

QUALITY

	Quantity	Base Number	Contract	AT	Region	England
% of FP17s for the same patient ID Re-attending within 3 months - Children	8	91	8.8%	10.5%	11.9%	12.4%
% of FP17s for the same patient ID Re-attending within 3 months - Adults	10	51	19.6%	15.9%	16.5%	16.6%
% of FP17s for the same patient ID Re-attending between 3 & 9 months - Children	62	91	68.1%	58.4%	60.2%	57.5%
% of FP17s for the same patient ID Re-attending between 3 & 9 months - Adults	37	51	72.5%	49.8%	52.0%	50.4%
% of FP17s for Band 1 Urgent Courses	0	135	0.0%	10.4%	9.5%	9.1%
% of FP17s Relating to Free Repair or Replacements	0	135	0.0%	0.9%	0.7%	0.8%
% of FP17s Relating to Continuations	0	135	0.0%	1.4%	1.2%	1.3%
% of Patients satisfied with the dentistry they have received	0	0	N/A	93.0%	92.9%	92.7%
% of Patients satisfied with the time they had to wait for an appointment	0	0	N/A	87.7%	88.8%	88.8%

* This is based on patients treated on this contract for their most recent course of treatment. Figures in italics indicate the base number of FP17s or Patient Questionnaire responses are less than 100. N/A is shown where the base number of responses is less than 10 during the period. % is calculated as Quantity/Base number*100

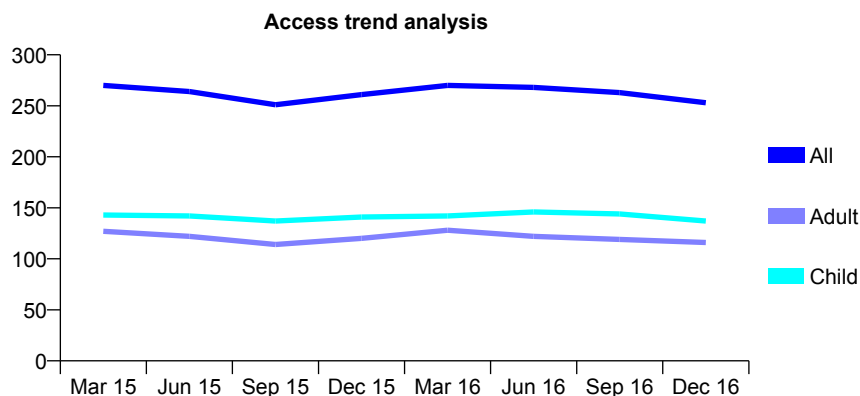
Q66 - Vital Signs At a Glance Contract Report for 648949/0001 - December 2016

Name or company name	MR AC POWELL
Contract type name	GDS Contract
Purpose of contract	General
Contract start date	01/04/2006
Contract end date	

16/17 Contracted general activity (UDA)	800
Carry forward general activity (UDA)	0
16/17 Contracted orthodontic activity (UOA)	0
Carry forward orthodontic activity (UOA)	0
Baseline contract value	£26,413.01

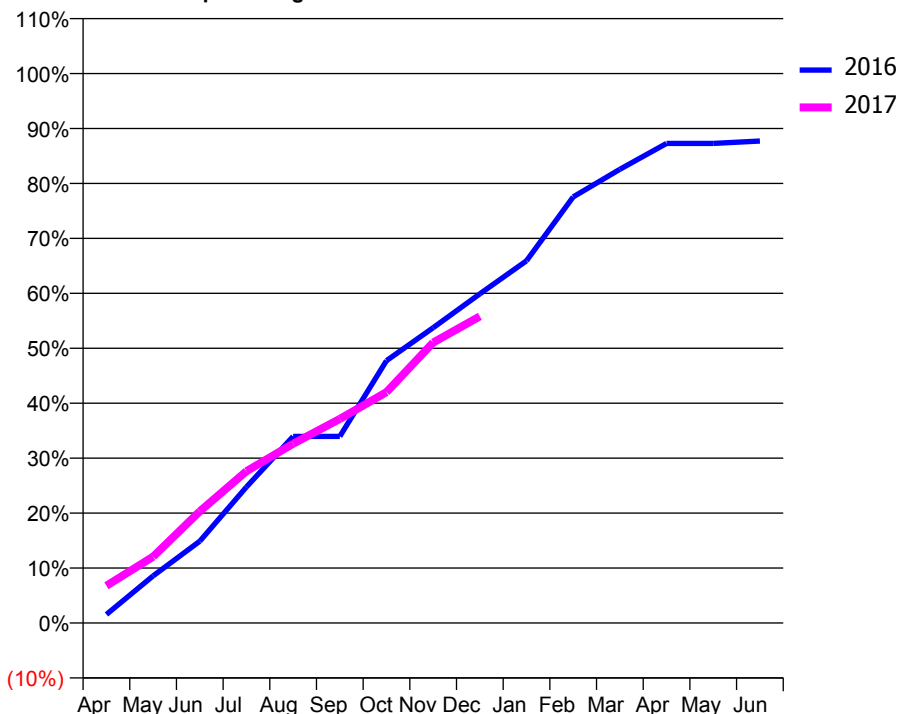
ACCESS*

Patients seen in 24 months	Total	Change since previous quarter
Quarter ending December 2015	261	
Quarter ending March 2016	270	↑
Quarter ending June 2016	268	→
Quarter ending September 2016	263	↓
Quarter ending December 2016	253	↓
Variance since December 2015	(3.1%)	↓



ACTIVITY

Cumulative percentage of contracted UDA delivered 2016 & 2017



Month	Adjusted Scheduled Activity (UDA)	
	2016	2017
April	11	54
May	60	97
June	104	163
July	173	221
August	238	261
September	238	297
October	334	336
November	376	408
December	419	446
January	461	
February	543	
March	578	
April	611	
May	611	
June	614	

QUALITY

	Quantity	Base Number	Contract	AT	Region	England
% of FP17s for the same patient ID Re-attending within 3 months - Children	5	148	3.4%	10.5%	11.9%	12.4%
% of FP17s for the same patient ID Re-attending within 3 months - Adults	5	108	4.6%	15.9%	16.5%	16.6%
% of FP17s for the same patient ID Re-attending between 3 & 9 months - Children	94	148	63.5%	58.4%	60.2%	57.5%
% of FP17s for the same patient ID Re-attending between 3 & 9 months - Adults	79	108	73.1%	49.8%	52.0%	50.4%
% of FP17s for Band 1 Urgent Courses	7	238	2.9%	10.4%	9.5%	9.1%
% of FP17s Relating to Free Repair or Replacements	0	238	0.0%	0.9%	0.7%	0.8%
% of FP17s Relating to Continuations	0	238	0.0%	1.4%	1.2%	1.3%
% of Patients satisfied with the dentistry they have received	1	1	N/A	93.0%	92.9%	92.7%
% of Patients satisfied with the time they had to wait for an appointment	1	1	N/A	87.7%	88.8%	88.8%

* This is based on patients treated on this contract for their most recent course of treatment. Figures in italics indicate the base number of FP17s or Patient Questionnaire responses are less than 100. N/A is shown where the base number of responses is less than 10 during the period. % is calculated as Quantity/Base number*100

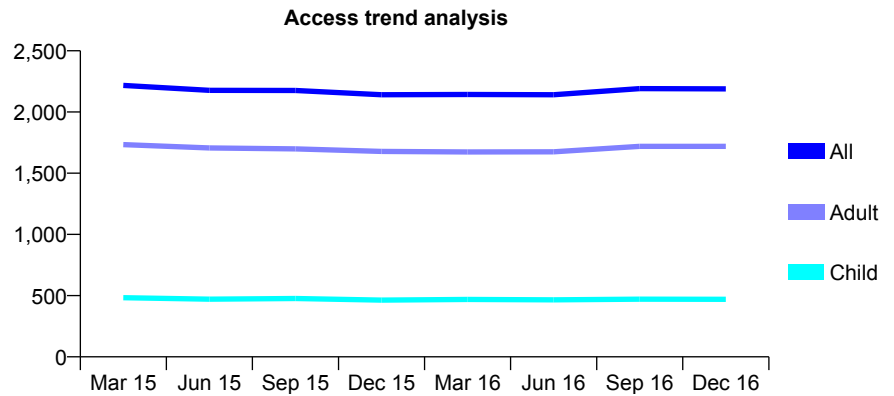
Q66 - Vital Signs At a Glance Contract Report for 673633/0001 - December 2016

Name or company name	MR A AHMADABADI-AGHDAM
Contract type name	GDS Contract
Purpose of contract	General
Contract start date	01/04/2006
Contract end date	

16/17 Contracted general activity (UDA)	7,290
Carry forward general activity (UDA)	-24
16/17 Contracted orthodontic activity (UOA)	0
Carry forward orthodontic activity (UOA)	0
Baseline contract value	£162,479.67

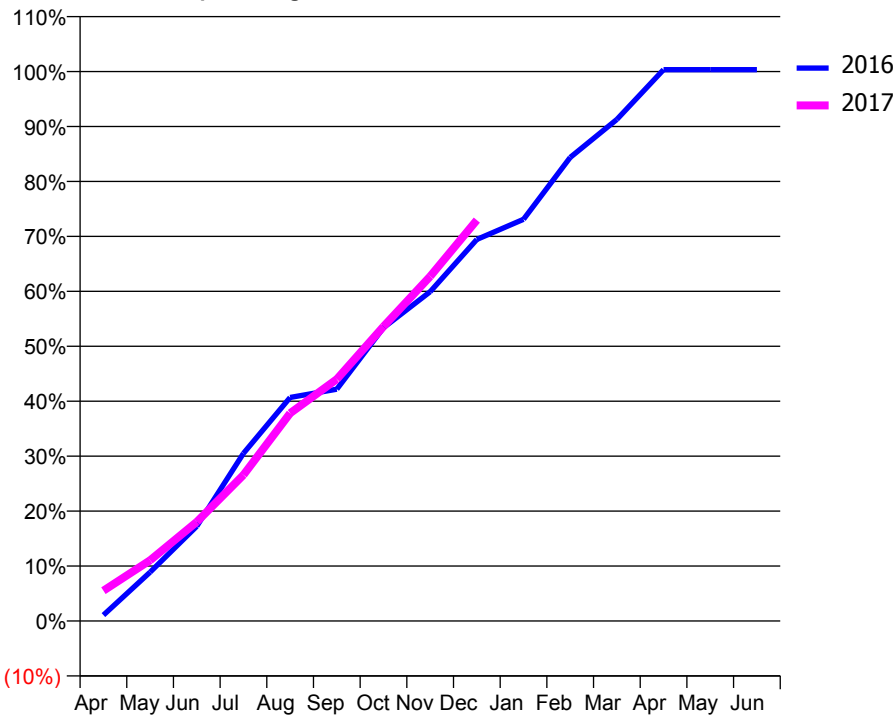
ACCESS*

Patients seen in 24 months	Total	Change since previous quarter
Quarter ending December 2015	2,141	
Quarter ending March 2016	2,143	→
Quarter ending June 2016	2,141	→
Quarter ending September 2016	2,191	↑
Quarter ending December 2016	2,189	→
Variance since December 2015	2.2%	↑



ACTIVITY

Cumulative percentage of contracted UDA delivered 2016 & 2017



Month	Adjusted Scheduled Activity (UDA)	
	2016	2017
April	78	402
May	648	805
June	1,257	1,315
July	2,225	1,937
August	2,965	2,757
September	3,076	3,209
October	3,890	3,907
November	4,368	4,572
December	5,062	5,319
January	5,329	
February	6,150	
March	6,654	
April	7,314	
May	7,314	
June	7,314	

QUALITY

	Quantity	Base Number	Contract	AT	Region	England
% of FP17s for the same patient ID Re-attending within 3 months - Children	41	587	7.0%	10.5%	11.9%	12.4%
% of FP17s for the same patient ID Re-attending within 3 months - Adults	385	2,283	16.9%	15.9%	16.5%	16.6%
% of FP17s for the same patient ID Re-attending between 3 & 9 months - Children	412	587	70.2%	58.4%	60.2%	57.5%
% of FP17s for the same patient ID Re-attending between 3 & 9 months - Adults	1,339	2,283	58.7%	49.8%	52.0%	50.4%
% of FP17s for Band 1 Urgent Courses	296	2,602	11.4%	10.4%	9.5%	9.1%
% of FP17s Relating to Free Repair or Replacements	4	2,602	0.2%	0.9%	0.7%	0.8%
% of FP17s Relating to Continuations	20	2,602	0.8%	1.4%	1.2%	1.3%
% of Patients satisfied with the dentistry they have received	1	1	N/A	93.0%	92.9%	92.7%
% of Patients satisfied with the time they had to wait for an appointment	1	1	N/A	87.7%	88.8%	88.8%

* This is based on patients treated on this contract for their most recent course of treatment. Figures in italics indicate the base number of FP17s or Patient Questionnaire responses are less than 100. N/A is shown where the base number of responses is less than 10 during the period. % is calculated as Quantity/Base number*100

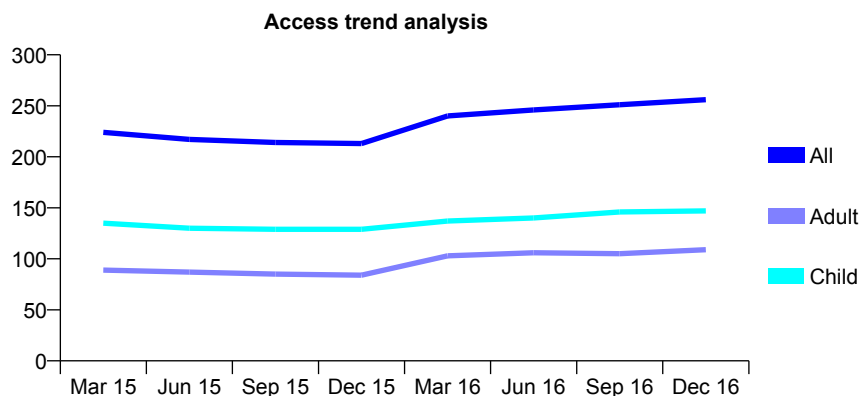
Q66 - Vital Signs At a Glance Contract Report for 679798/0001 - December 2016

Name or company name	MISS CE SHAW
Contract type name	GDS Contract
Purpose of contract	General
Contract start date	02/04/2012
Contract end date	

16/17 Contracted general activity (UDA)	548
Carry forward general activity (UDA)	-11
16/17 Contracted orthodontic activity (UOA)	0
Carry forward orthodontic activity (UOA)	0
Baseline contract value	£12,688.63

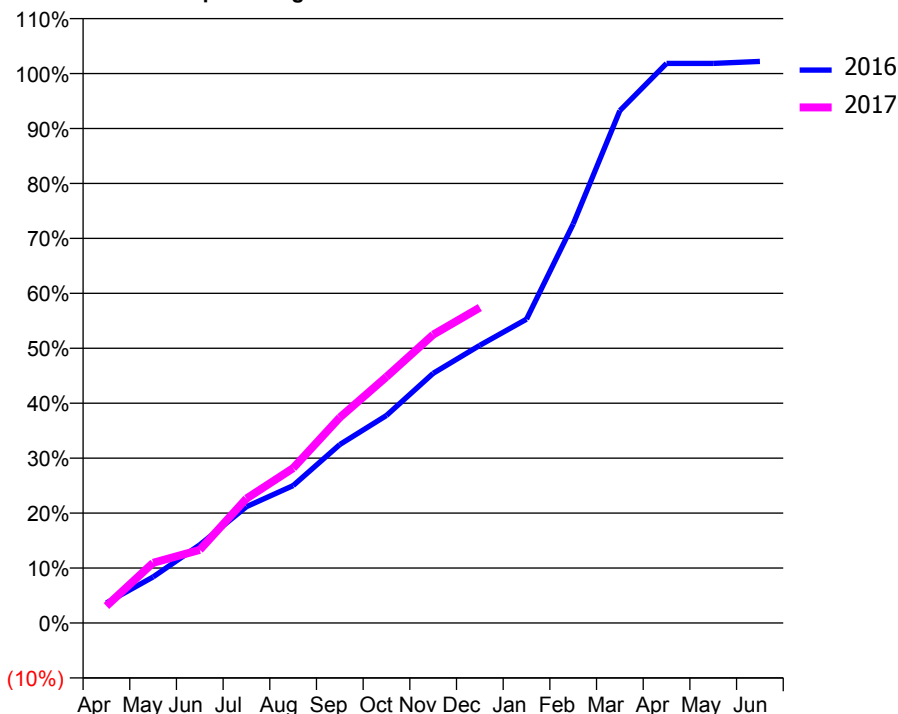
ACCESS*

Patients seen in 24 months	Total	Change since previous quarter
Quarter ending December 2015	213	
Quarter ending March 2016	240	↑
Quarter ending June 2016	246	↑
Quarter ending September 2016	251	↑
Quarter ending December 2016	256	→
Variance since December 2015	20.2%	↑



ACTIVITY

Cumulative percentage of contracted UDA delivered 2016 & 2017



Month	Adjusted Scheduled Activity (UDA)	
	2016	2017
April	20	17
May	46	60
June	78	73
July	116	124
August	137	154
September	178	205
October	207	246
November	249	288
December	277	315
January	303	
February	398	
March	511	
April	558	
May	558	
June	560	

QUALITY

	Quantity	Base Number	Contract	AT	Region	England
% of FP17s for the same patient ID Re-attending within 3 months - Children	8	187	4.3%	10.5%	11.9%	12.4%
% of FP17s for the same patient ID Re-attending within 3 months - Adults	5	55	9.1%	15.9%	16.5%	16.6%
% of FP17s for the same patient ID Re-attending between 3 & 9 months - Children	130	187	69.5%	58.4%	60.2%	57.5%
% of FP17s for the same patient ID Re-attending between 3 & 9 months - Adults	21	55	38.2%	49.8%	52.0%	50.4%
% of FP17s for Band 1 Urgent Courses	8	225	3.6%	10.4%	9.5%	9.1%
% of FP17s Relating to Free Repair or Replacements	1	225	0.4%	0.9%	0.7%	0.8%
% of FP17s Relating to Continuations	0	225	0.0%	1.4%	1.2%	1.3%
% of Patients satisfied with the dentistry they have received	0	0	N/A	93.0%	92.9%	92.7%
% of Patients satisfied with the time they had to wait for an appointment	0	0	N/A	87.7%	88.8%	88.8%

* This is based on patients treated on this contract for their most recent course of treatment. Figures in italics indicate the base number of FP17s or Patient Questionnaire responses are less than 100. N/A is shown where the base number of responses is less than 10 during the period. % is calculated as Quantity/Base number*100

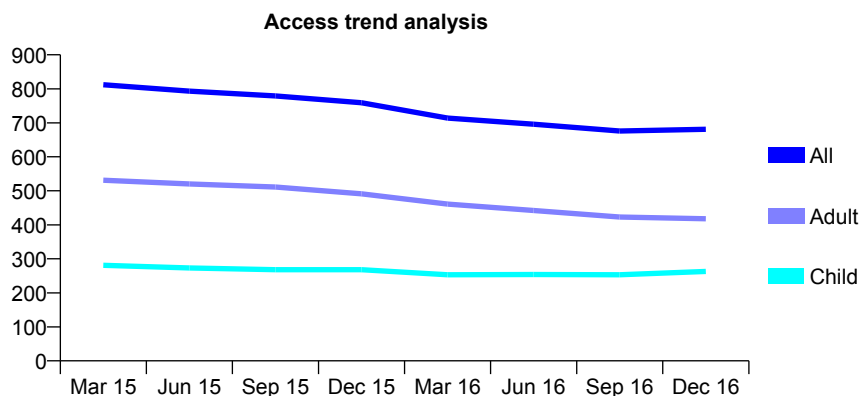
Q66 - Vital Signs At a Glance Contract Report for 680451/0001 - December 2016

Name or company name	MR CB MCCONNELL
Contract type name	GDS Contract
Purpose of contract	General
Contract start date	01/09/2007
Contract end date	

16/17 Contracted general activity (UDA)	3,134
Carry forward general activity (UDA)	-40
16/17 Contracted orthodontic activity (UOA)	0
Carry forward orthodontic activity (UOA)	0
Baseline contract value	£69,950.24

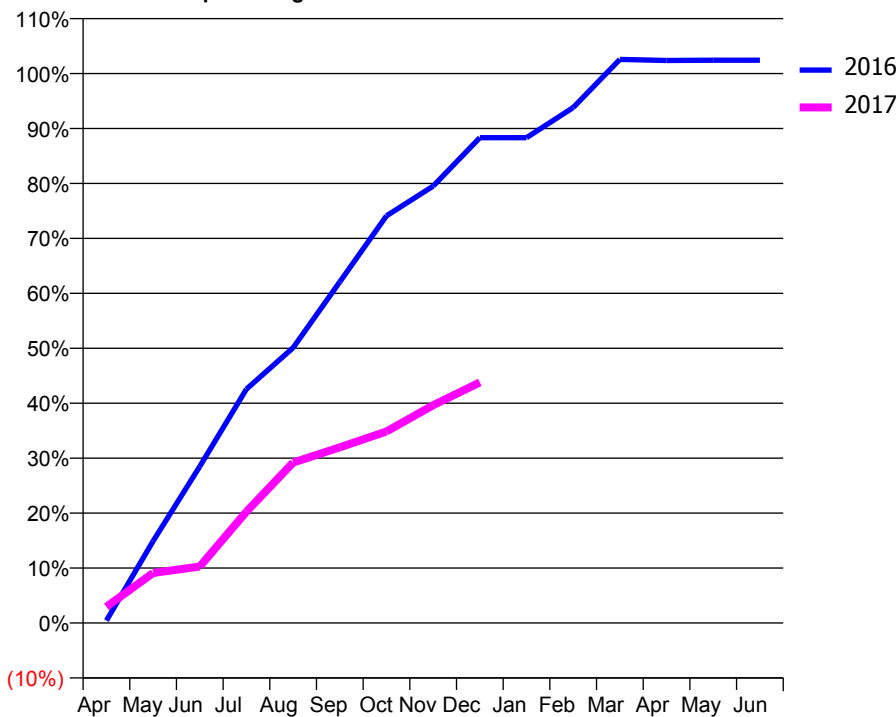
ACCESS*

Patients seen in 24 months	Total	Change since previous quarter
Quarter ending December 2015	759	
Quarter ending March 2016	714	↓
Quarter ending June 2016	696	↓
Quarter ending September 2016	676	↓
Quarter ending December 2016	681	→
Variance since December 2015	(10.3%)	↓



ACTIVITY

Cumulative percentage of contracted UDA delivered 2016 & 2017



Adjusted Scheduled Activity (UDA)

Month	2016	2017
April	9	92
May	298	286
June	570	322
July	851	636
August	1,002	915
September	1,242	1,002
October	1,482	1,093
November	1,590	1,242
December	1,766	1,372
January	1,766	
February	1,876	
March	2,051	
April	2,048	
May	2,049	
June	2,049	

QUALITY

	Quantity	Base Number	Contract	AT	Region	England
% of FP17s for the same patient ID Re-attending within 3 months - Children	19	240	7.9%	10.5%	11.9%	12.4%
% of FP17s for the same patient ID Re-attending within 3 months - Adults	77	343	22.4%	15.9%	16.5%	16.6%
% of FP17s for the same patient ID Re-attending between 3 & 9 months - Children	122	240	50.8%	58.4%	60.2%	57.5%
% of FP17s for the same patient ID Re-attending between 3 & 9 months - Adults	125	343	36.4%	49.8%	52.0%	50.4%
% of FP17s for Band 1 Urgent Courses	46	578	8.0%	10.4%	9.5%	9.1%
% of FP17s Relating to Free Repair or Replacements	16	578	2.8%	0.9%	0.7%	0.8%
% of FP17s Relating to Continuations	4	578	0.7%	1.4%	1.2%	1.3%
% of Patients satisfied with the dentistry they have received	1	1	N/A	93.0%	92.9%	92.7%
% of Patients satisfied with the time they had to wait for an appointment	0	1	N/A	87.7%	88.8%	88.8%

* This is based on patients treated on this contract for their most recent course of treatment. Figures in italics indicate the base number of FP17s or Patient Questionnaire responses are less than 100. N/A is shown where the base number of responses is less than 10 during the period. % is calculated as Quantity/Base number*100

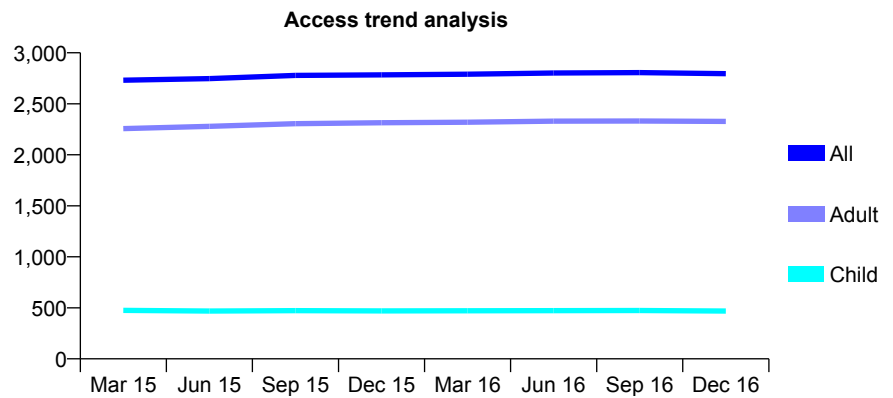
Q66 - Vital Signs At a Glance Contract Report for 686530/0001 - December 2016

Name or company name	MR GS ABDOLL
Contract type name	GDS Contract
Purpose of contract	General
Contract start date	01/04/2006
Contract end date	

16/17 Contracted general activity (UDA)	7,400
Carry forward general activity (UDA)	24
16/17 Contracted orthodontic activity (UOA)	0
Carry forward orthodontic activity (UOA)	0
Baseline contract value	£211,472.80

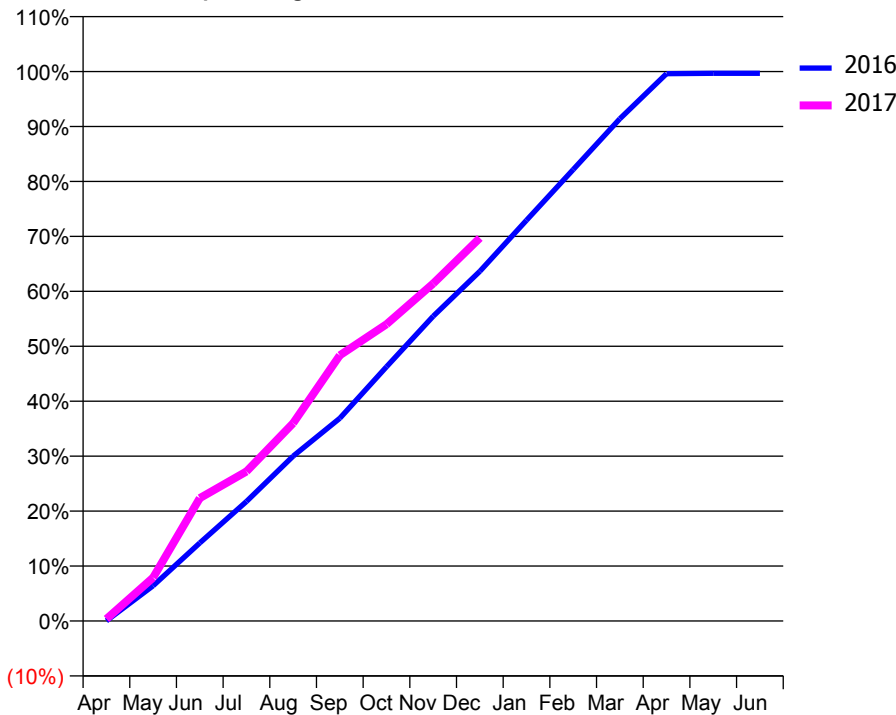
ACCESS*

Patients seen in 24 months	Total	Change since previous quarter
Quarter ending December 2015	2,784	
Quarter ending March 2016	2,790	→
Quarter ending June 2016	2,802	→
Quarter ending September 2016	2,806	→
Quarter ending December 2016	2,795	→
Variance since December 2015	0.4%	→



ACTIVITY

Cumulative percentage of contracted UDA delivered 2016 & 2017



Month	Adjusted Scheduled Activity (UDA)	
	2016	2017
April	2	28
May	475	584
June	1,052	1,654
July	1,610	2,015
August	2,220	2,664
September	2,730	3,579
October	3,423	3,997
November	4,104	4,544
December	4,710	5,159
January	5,397	
February	6,080	
March	6,763	
April	7,370	
May	7,376	
June	7,376	

QUALITY

	Quantity	Base Number	Contract	AT	Region	England
% of FP17s for the same patient ID Re-attending within 3 months - Children	16	402	4.0%	10.5%	11.9%	12.4%
% of FP17s for the same patient ID Re-attending within 3 months - Adults	507	2,797	18.1%	15.9%	16.5%	16.6%
% of FP17s for the same patient ID Re-attending between 3 & 9 months - Children	73	402	18.2%	58.4%	60.2%	57.5%
% of FP17s for the same patient ID Re-attending between 3 & 9 months - Adults	1,367	2,797	48.9%	49.8%	52.0%	50.4%
% of FP17s for Band 1 Urgent Courses	269	2,865	9.4%	10.4%	9.5%	9.1%
% of FP17s Relating to Free Repair or Replacements	22	2,865	0.8%	0.9%	0.7%	0.8%
% of FP17s Relating to Continuations	31	2,865	1.1%	1.4%	1.2%	1.3%
% of Patients satisfied with the dentistry they have received	8	8	N/A	93.0%	92.9%	92.7%
% of Patients satisfied with the time they had to wait for an appointment	7	8	N/A	87.7%	88.8%	88.8%

* This is based on patients treated on this contract for their most recent course of treatment. Figures in italics indicate the base number of FP17s or Patient Questionnaire responses are less than 100. N/A is shown where the base number of responses is less than 10 during the period. % is calculated as Quantity/Base number*100

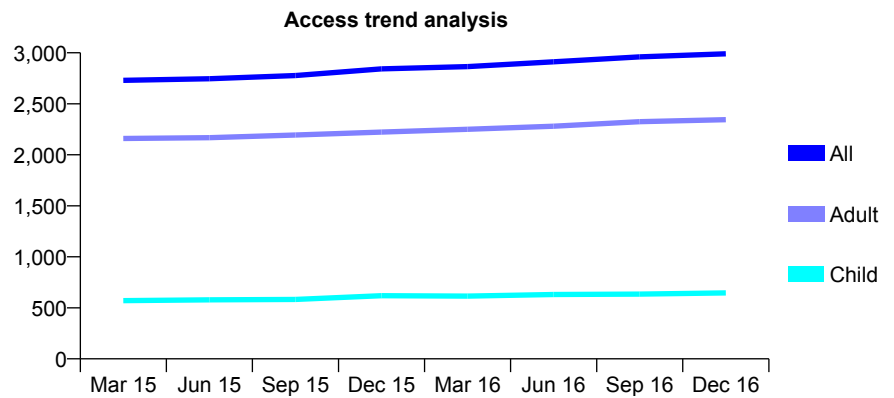
Q66 - Vital Signs At a Glance Contract Report for 686530/0002 - December 2016

Name or company name	MR GS ABDOLL
Contract type name	GDS Contract
Purpose of contract	General
Contract start date	01/04/2009
Contract end date	

16/17 Contracted general activity (UDA)	7,280
Carry forward general activity (UDA)	-5
16/17 Contracted orthodontic activity (UOA)	0
Carry forward orthodontic activity (UOA)	0
Baseline contract value	£195,603.16

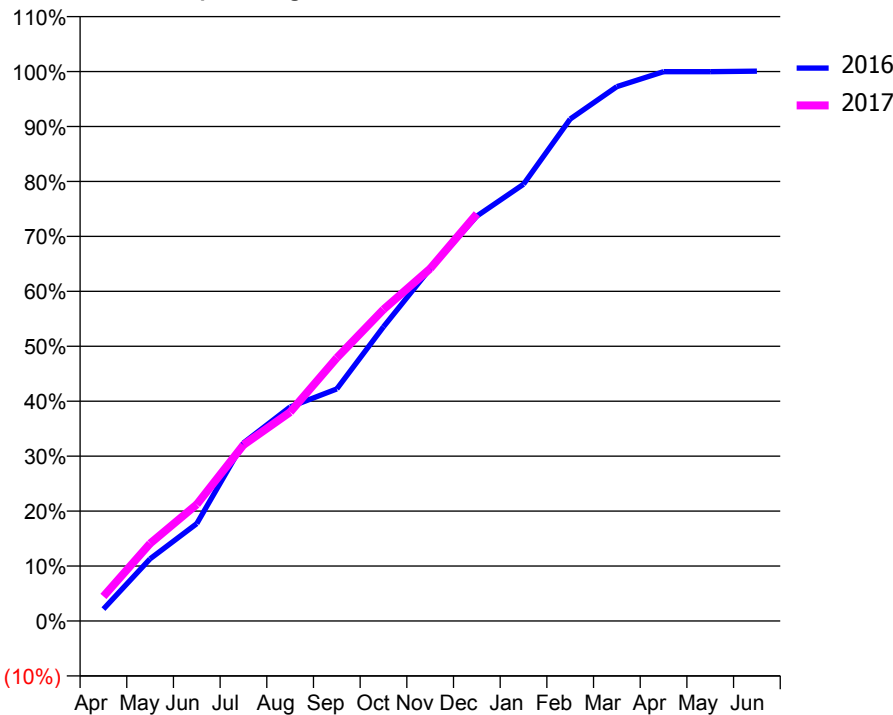
ACCESS*

Patients seen in 24 months	Total	Change since previous quarter
Quarter ending December 2015	2,842	
Quarter ending March 2016	2,865	→
Quarter ending June 2016	2,912	→
Quarter ending September 2016	2,960	→
Quarter ending December 2016	2,990	→
Variance since December 2015	5.2%	↑



ACTIVITY

Cumulative percentage of contracted UDA delivered 2016 & 2017



Month	Adjusted Scheduled Activity (UDA)	
	2016	2017
April	159	326
May	825	1,027
June	1,290	1,546
July	2,359	2,333
August	2,836	2,768
September	3,076	3,486
October	3,898	4,128
November	4,668	4,668
December	5,365	5,395
January	5,786	
February	6,650	
March	7,080	
April	7,277	
May	7,278	
June	7,285	

QUALITY

	Quantity	Base Number	Contract	AT	Region	England
% of FP17s for the same patient ID Re-attending within 3 months - Children	67	803	8.3%	10.5%	11.9%	12.4%
% of FP17s for the same patient ID Re-attending within 3 months - Adults	395	2,566	15.4%	15.9%	16.5%	16.6%
% of FP17s for the same patient ID Re-attending between 3 & 9 months - Children	550	803	68.5%	58.4%	60.2%	57.5%
% of FP17s for the same patient ID Re-attending between 3 & 9 months - Adults	1,171	2,566	45.6%	49.8%	52.0%	50.4%
% of FP17s for Band 1 Urgent Courses	258	3,250	7.9%	10.4%	9.5%	9.1%
% of FP17s Relating to Free Repair or Replacements	20	3,250	0.6%	0.9%	0.7%	0.8%
% of FP17s Relating to Continuations	47	3,250	1.4%	1.4%	1.2%	1.3%
% of Patients satisfied with the dentistry they have received	10	10	100.0%	93.0%	92.9%	92.7%
% of Patients satisfied with the time they had to wait for an appointment	10	10	100.0%	87.7%	88.8%	88.8%

* This is based on patients treated on this contract for their most recent course of treatment. Figures in italics indicate the base number of FP17s or Patient Questionnaire responses are less than 100. N/A is shown where the base number of responses is less than 10 during the period. % is calculated as Quantity/Base number*100

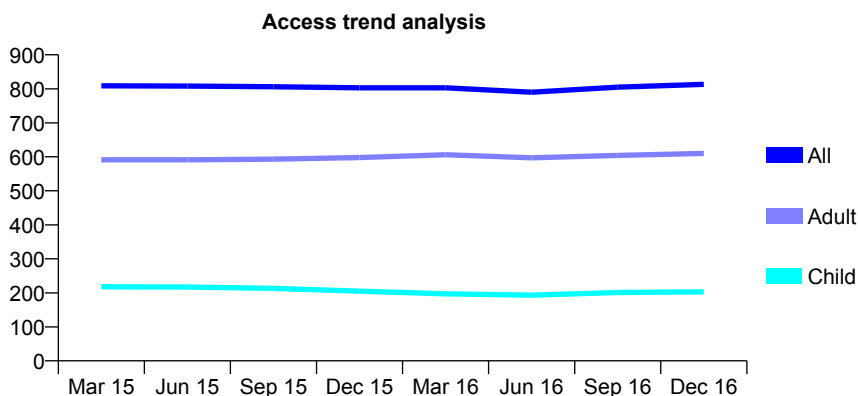
Q66 - Vital Signs At a Glance Contract Report for 688401/0001 - December 2016

Name or company name	MR C SILCOX
Contract type name	GDS Contract
Purpose of contract	General
Contract start date	01/04/2006
Contract end date	

16/17 Contracted general activity (UDA)	2,500
Carry forward general activity (UDA)	0
16/17 Contracted orthodontic activity (UOA)	0
Carry forward orthodontic activity (UOA)	0
Baseline contract value	£58,169.98

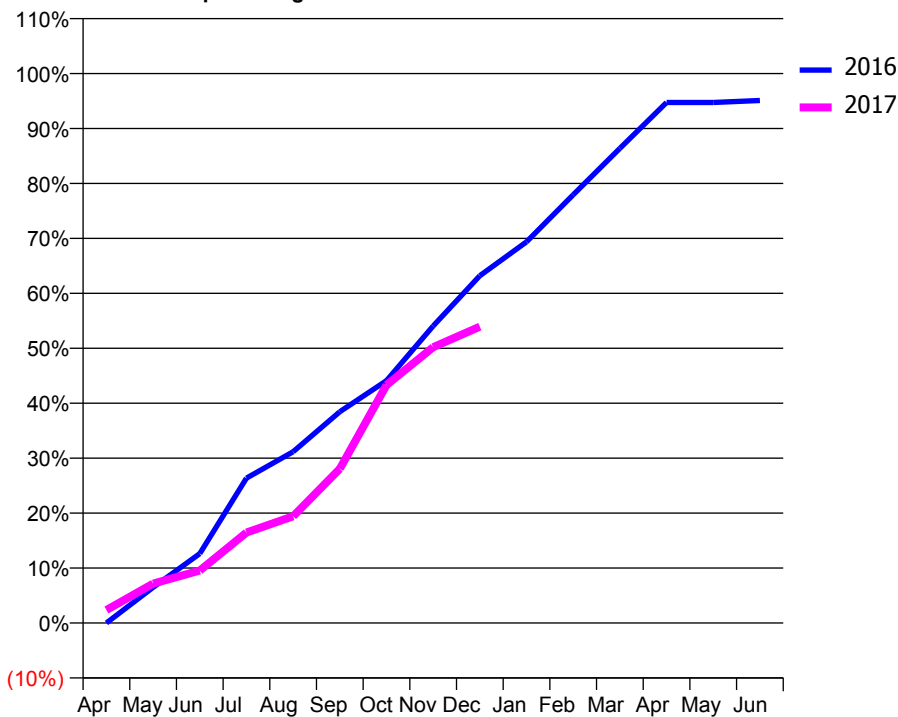
ACCESS*

Patients seen in 24 months	Total	Change since previous quarter
Quarter ending December 2015	803	
Quarter ending March 2016	803	→
Quarter ending June 2016	790	↓
Quarter ending September 2016	805	→
Quarter ending December 2016	813	→
Variance since December 2015	1.2%	→



ACTIVITY

Cumulative percentage of contracted UDA delivered 2016 & 2017



Month	Adjusted Scheduled Activity (UDA)	
	2016	2017
April	0	59
May	162	179
June	316	239
July	659	412
August	779	486
September	961	702
October	1,103	1,082
November	1,351	1,255
December	1,580	1,348
January	1,734	
February	1,949	
March	2,160	
April	2,368	
May	2,368	
June	2,377	

QUALITY

	Quantity	Base Number	Contract	AT	Region	England
% of FP17s for the same patient ID Re-attending within 3 months - Children	13	235	5.5%	10.5%	11.9%	12.4%
% of FP17s for the same patient ID Re-attending within 3 months - Adults	109	698	15.6%	15.9%	16.5%	16.6%
% of FP17s for the same patient ID Re-attending between 3 & 9 months - Children	146	235	62.1%	58.4%	60.2%	57.5%
% of FP17s for the same patient ID Re-attending between 3 & 9 months - Adults	429	698	61.5%	49.8%	52.0%	50.4%
% of FP17s for Band 1 Urgent Courses	26	818	3.2%	10.4%	9.5%	9.1%
% of FP17s Relating to Free Repair or Replacements	2	818	0.2%	0.9%	0.7%	0.8%
% of FP17s Relating to Continuations	12	818	1.5%	1.4%	1.2%	1.3%
% of Patients satisfied with the dentistry they have received	2	2	N/A	93.0%	92.9%	92.7%
% of Patients satisfied with the time they had to wait for an appointment	2	2	N/A	87.7%	88.8%	88.8%

* This is based on patients treated on this contract for their most recent course of treatment. Figures in italics indicate the base number of FP17s or Patient Questionnaire responses are less than 100. N/A is shown where the base number of responses is less than 10 during the period. % is calculated as Quantity/Base number*100

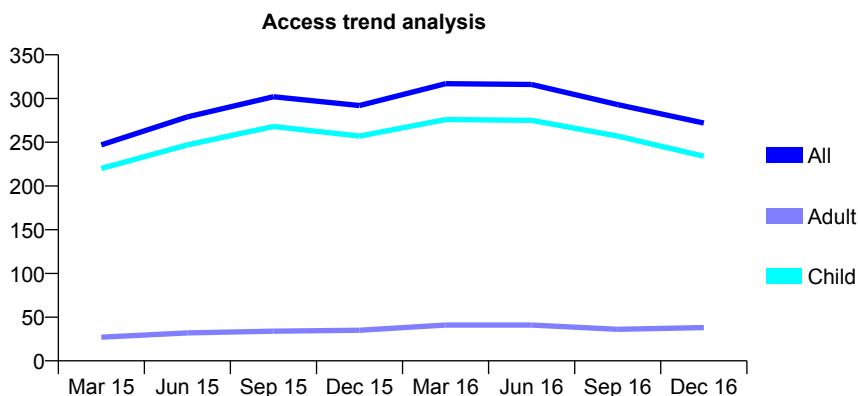
Q66 - Vital Signs At a Glance Contract Report for 689637/0002 - December 2016

Name or company name	MR EJ GRAVES
Contract type name	GDS Contract
Purpose of contract	General
Contract start date	01/01/2008
Contract end date	

16/17 Contracted general activity (UDA)	1,000
Carry forward general activity (UDA)	0
16/17 Contracted orthodontic activity (UOA)	0
Carry forward orthodontic activity (UOA)	0
Baseline contract value	£20,048.64

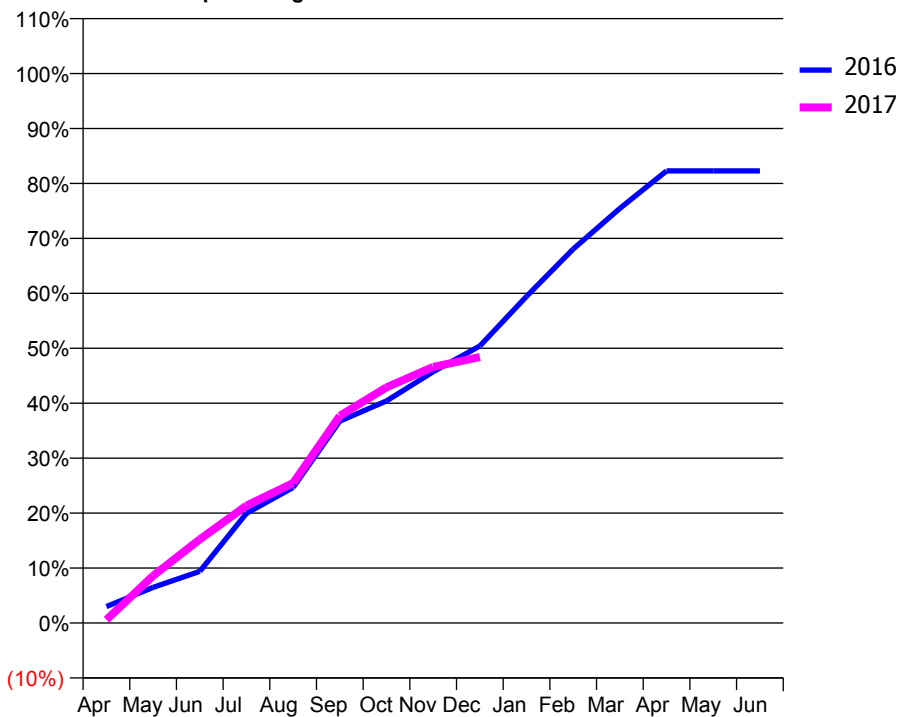
ACCESS*

Patients seen in 24 months	Total	Change since previous quarter
Quarter ending December 2015	292	
Quarter ending March 2016	317	↑
Quarter ending June 2016	316	→
Quarter ending September 2016	293	↓
Quarter ending December 2016	272	↓
Variance since December 2015	(6.8%)	↓



ACTIVITY

Cumulative percentage of contracted UDA delivered 2016 & 2017



Month	Adjusted Scheduled Activity (UDA)	
	2016	2017
April	30	6
May	65	86
June	94	152
July	200	214
August	247	255
September	368	377
October	404	429
November	457	466
December	504	484
January	594	
February	681	
March	755	
April	823	
May	823	
June	823	

QUALITY

	Quantity	Base Number	Contract	AT	Region	England
% of FP17s for the same patient ID Re-attending within 3 months - Children	10	285	3.5%	10.5%	11.9%	12.4%
% of FP17s for the same patient ID Re-attending within 3 months - Adults	2	16	12.5%	15.9%	16.5%	16.6%
% of FP17s for the same patient ID Re-attending between 3 & 9 months - Children	160	285	56.1%	58.4%	60.2%	57.5%
% of FP17s for the same patient ID Re-attending between 3 & 9 months - Adults	10	16	62.5%	49.8%	52.0%	50.4%
% of FP17s for Band 1 Urgent Courses	5	249	2.0%	10.4%	9.5%	9.1%
% of FP17s Relating to Free Repair or Replacements	0	249	0.0%	0.9%	0.7%	0.8%
% of FP17s Relating to Continuations	1	249	0.4%	1.4%	1.2%	1.3%
% of Patients satisfied with the dentistry they have received	0	0	N/A	93.0%	92.9%	92.7%
% of Patients satisfied with the time they had to wait for an appointment	0	0	N/A	87.7%	88.8%	88.8%

* This is based on patients treated on this contract for their most recent course of treatment. Figures in italics indicate the base number of FP17s or Patient Questionnaire responses are less than 100. N/A is shown where the base number of responses is less than 10 during the period. % is calculated as Quantity/Base number*100

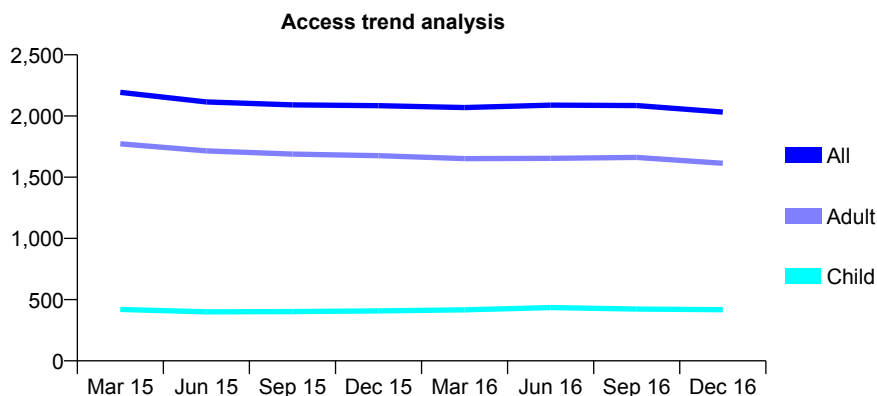
Q66 - Vital Signs At a Glance Contract Report for 692220/0001 - December 2016

Name or company name	MRS M ZBOS
Contract type name	GDS Contract
Purpose of contract	General
Contract start date	01/08/2006
Contract end date	

16/17 Contracted general activity (UDA)	7,500
Carry forward general activity (UDA)	0
16/17 Contracted orthodontic activity (UOA)	0
Carry forward orthodontic activity (UOA)	0
Baseline contract value	£167,639.39

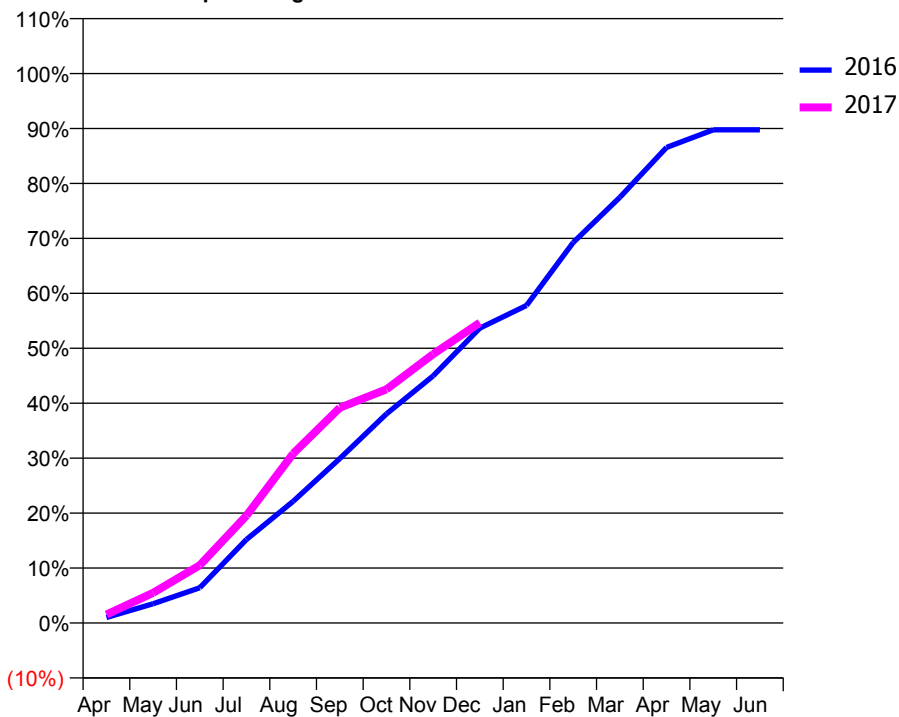
ACCESS*

Patients seen in 24 months	Total	Change since previous quarter
Quarter ending December 2015	2,084	
Quarter ending March 2016	2,069	→
Quarter ending June 2016	2,089	→
Quarter ending September 2016	2,085	→
Quarter ending December 2016	2,032	↓
Variance since December 2015	(2.5%)	↓



ACTIVITY

Cumulative percentage of contracted UDA delivered 2016 & 2017



Month	Adjusted Scheduled Activity (UDA)	
	2016	2017
April	75	115
May	264	413
June	482	789
July	1,141	1,467
August	1,661	2,313
September	2,245	2,938
October	2,855	3,190
November	3,373	3,670
December	4,025	4,099
January	4,334	
February	5,194	
March	5,810	
April	6,492	
May	6,731	
June	6,731	

QUALITY

	Quantity	Base Number	Contract	AT	Region	England
% of FP17s for the same patient ID Re-attending within 3 months - Children	33	342	9.6%	10.5%	11.9%	12.4%
% of FP17s for the same patient ID Re-attending within 3 months - Adults	232	1,367	17.0%	15.9%	16.5%	16.6%
% of FP17s for the same patient ID Re-attending between 3 & 9 months - Children	97	342	28.4%	58.4%	60.2%	57.5%
% of FP17s for the same patient ID Re-attending between 3 & 9 months - Adults	379	1,367	27.7%	49.8%	52.0%	50.4%
% of FP17s for Band 1 Urgent Courses	156	1,526	10.2%	10.4%	9.5%	9.1%
% of FP17s Relating to Free Repair or Replacements	87	1,526	5.7%	0.9%	0.7%	0.8%
% of FP17s Relating to Continuations	41	1,526	2.7%	1.4%	1.2%	1.3%
% of Patients satisfied with the dentistry they have received	3	5	N/A	93.0%	92.9%	92.7%
% of Patients satisfied with the time they had to wait for an appointment	4	5	N/A	87.7%	88.8%	88.8%

* This is based on patients treated on this contract for their most recent course of treatment. Figures in italics indicate the base number of FP17s or Patient Questionnaire responses are less than 100. N/A is shown where the base number of responses is less than 10 during the period. % is calculated as Quantity/Base number*100

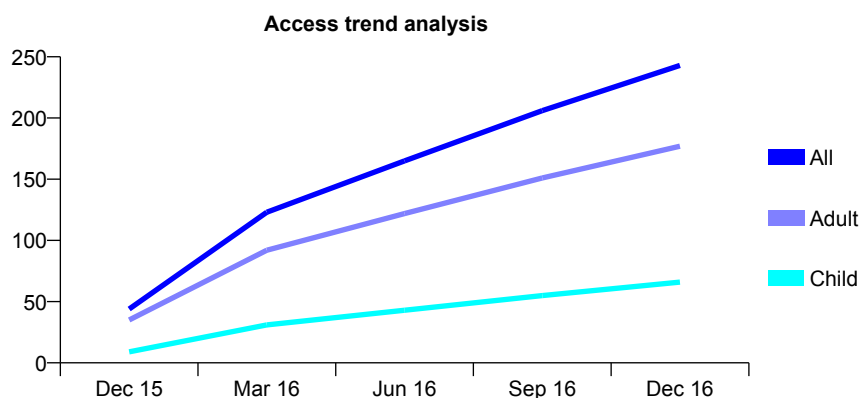
Q66 - Vital Signs At a Glance Contract Report for 712671/0001 - December 2016

Name or company name	MR G NAGY
Contract type name	GDS Contract
Purpose of contract	General
Contract start date	01/11/2015
Contract end date	

16/17 Contracted general activity (UDA)	915
Carry forward general activity (UDA)	0
16/17 Contracted orthodontic activity (UOA)	0
Carry forward orthodontic activity (UOA)	0
Baseline contract value	£38,906.38

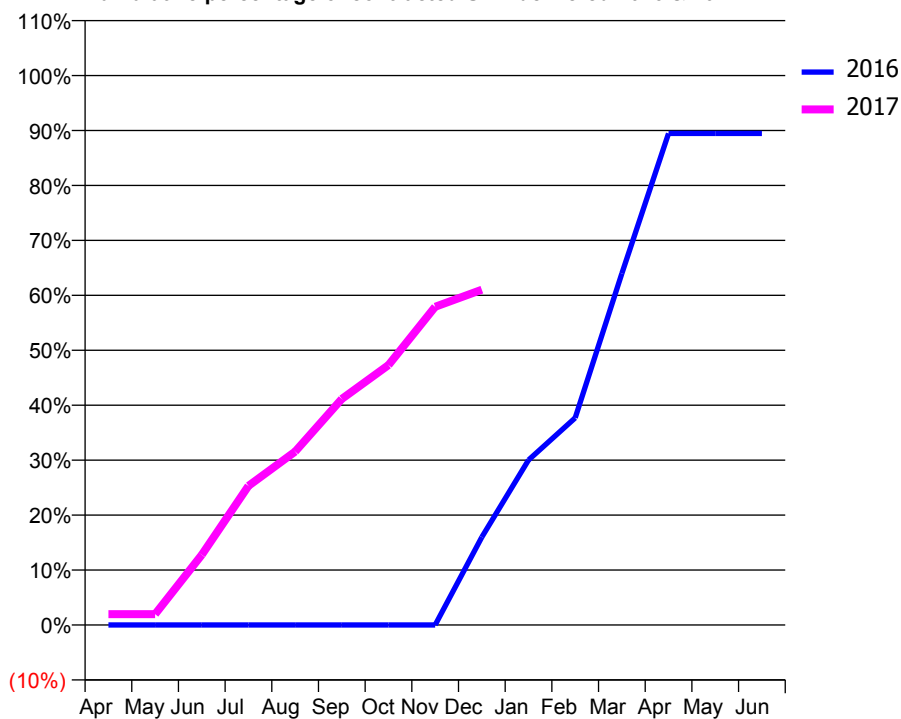
ACCESS*

Patients seen in 24 months	Total	Change since previous quarter
Quarter ending December 2015	44	
Quarter ending March 2016	123	↑
Quarter ending June 2016	165	↑
Quarter ending September 2016	206	↑
Quarter ending December 2016	243	↑
Variance since December 2015	452.3%	↑



ACTIVITY

Cumulative percentage of contracted UDA delivered 2016 & 2017



Month	Adjusted Scheduled Activity (UDA)	
	2016	2017
April	0	18
May	0	18
June	0	117
July	0	232
August	0	289
September	0	376
October	0	433
November	0	530
December	61	558
January	114	
February	144	
March	244	
April	341	
May	341	
June	341	

QUALITY

	Quantity	Base Number	Contract	AT	Region	England
% of FP17s for the same patient ID Re-attending within 3 months - Children	3	74	4.1%	10.5%	11.9%	12.4%
% of FP17s for the same patient ID Re-attending within 3 months - Adults	27	207	13.0%	15.9%	16.5%	16.6%
% of FP17s for the same patient ID Re-attending between 3 & 9 months - Children	22	74	29.7%	58.4%	60.2%	57.5%
% of FP17s for the same patient ID Re-attending between 3 & 9 months - Adults	69	207	33.3%	49.8%	52.0%	50.4%
% of FP17s for Band 1 Urgent Courses	12	245	4.9%	10.4%	9.5%	9.1%
% of FP17s Relating to Free Repair or Replacements	3	245	1.2%	0.9%	0.7%	0.8%
% of FP17s Relating to Continuations	1	245	0.4%	1.4%	1.2%	1.3%
% of Patients satisfied with the dentistry they have received	5	5	N/A	93.0%	92.9%	92.7%
% of Patients satisfied with the time they had to wait for an appointment	5	5	N/A	87.7%	88.8%	88.8%

* This is based on patients treated on this contract for their most recent course of treatment. Figures in italics indicate the base number of FP17s or Patient Questionnaire responses are less than 100. N/A is shown where the base number of responses is less than 10 during the period. % is calculated as Quantity/Base number*100

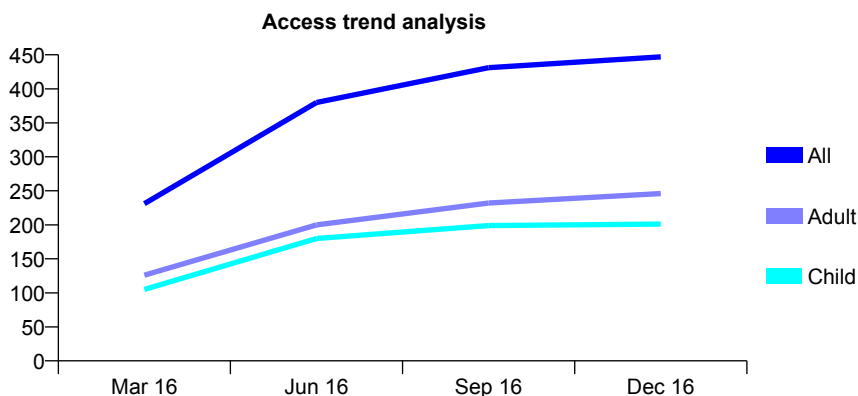
Q66 - Vital Signs At a Glance Contract Report for 723274/0002 - December 2016

Name or company name	MR JN PRESTON
Contract type name	GDS Contract
Purpose of contract	General
Contract start date	01/12/2015
Contract end date	

16/17 Contracted general activity (UDA)	1,560
Carry forward general activity (UDA)	-9
16/17 Contracted orthodontic activity (UOA)	0
Carry forward orthodontic activity (UOA)	0
Baseline contract value	£41,606.47

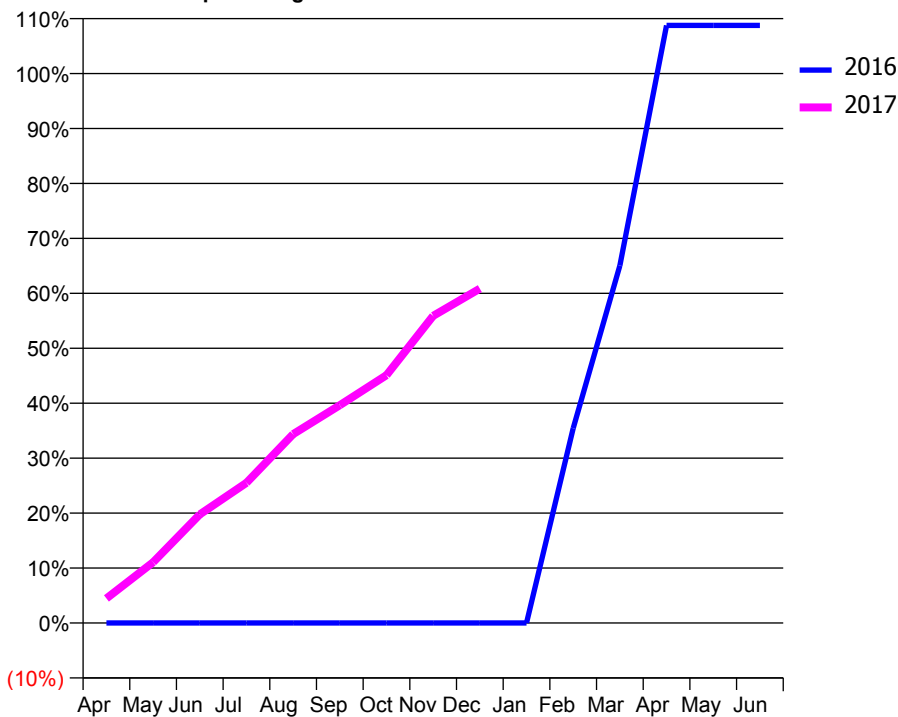
ACCESS*

Patients seen in 24 months	Total	Change since previous quarter
Quarter ending December 2015	0	
Quarter ending March 2016	231	
Quarter ending June 2016	380	↑
Quarter ending September 2016	431	↑
Quarter ending December 2016	447	↑
Variance since December 2015	N/A	



ACTIVITY

Cumulative percentage of contracted UDA delivered 2016 & 2017



Month	Adjusted Scheduled Activity (UDA)	
	2016	2017
April	0	70
May	0	172
June	0	308
July	0	398
August	0	536
September	0	618
October	0	704
November	0	872
December	0	949
January	0	
February	177	
March	325	
April	544	
May	544	
June	544	

QUALITY

	Quantity	Base Number	Contract	AT	Region	England
% of FP17s for the same patient ID Re-attending within 3 months - Children	9	314	2.9%	10.5%	11.9%	12.4%
% of FP17s for the same patient ID Re-attending within 3 months - Adults	8	275	2.9%	15.9%	16.5%	16.6%
% of FP17s for the same patient ID Re-attending between 3 & 9 months - Children	123	314	39.2%	58.4%	60.2%	57.5%
% of FP17s for the same patient ID Re-attending between 3 & 9 months - Adults	104	275	37.8%	49.8%	52.0%	50.4%
% of FP17s for Band 1 Urgent Courses	11	478	2.3%	10.4%	9.5%	9.1%
% of FP17s Relating to Free Repair or Replacements	0	478	0.0%	0.9%	0.7%	0.8%
% of FP17s Relating to Continuations	1	478	0.2%	1.4%	1.2%	1.3%
% of Patients satisfied with the dentistry they have received	0	0	N/A	93.0%	92.9%	92.7%
% of Patients satisfied with the time they had to wait for an appointment	0	0	N/A	87.7%	88.8%	88.8%

* This is based on patients treated on this contract for their most recent course of treatment. Figures in italics indicate the base number of FP17s or Patient Questionnaire responses are less than 100. N/A is shown where the base number of responses is less than 10 during the period. % is calculated as Quantity/Base number*100

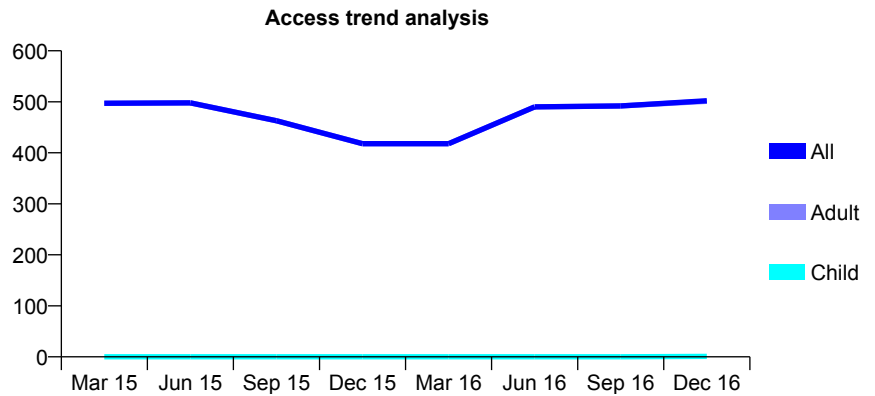
Q66 - Vital Signs At a Glance Contract Report for 723894/0001 - December 2016

Name or company name	MR DG LAMOND
Contract type name	PDS Contract
Purpose of contract	General
Contract start date	01/04/2006
Contract end date	31/03/2019

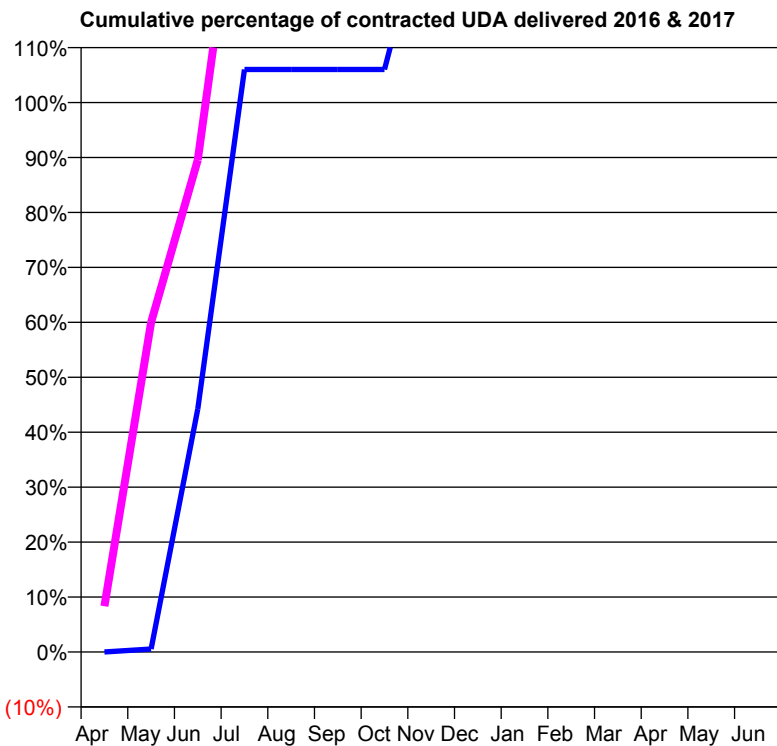
16/17 Contracted general activity (UDA)	180
Carry forward general activity (UDA)	0
16/17 Contracted orthodontic activity (UOA)	0
Carry forward orthodontic activity (UOA)	0
Baseline contract value	£126,284.88

ACCESS*

Patients seen in 24 months	Total	Change since previous quarter
Quarter ending December 2015	418	
Quarter ending March 2016	418	→
Quarter ending June 2016	490	↑
Quarter ending September 2016	492	→
Quarter ending December 2016	502	↑
Variance since December 2015	20.1%	↑



ACTIVITY



Month	Adjusted Scheduled Activity (UDA)	
	2016	2017
April	0	15
May	1	108
June	80	161
July	191	272
August	191	344
September	191	369
October	191	454
November	249	490
December	249	680
January	249	
February	337	
March	356	
April	434	
May	505	
June	507	

QUALITY

	Quantity	Base Number	Contract	AT	Region	England
% of FP17s for the same patient ID Re-attending within 3 months - Children	0	1	0.0%	10.5%	11.9%	12.4%
% of FP17s for the same patient ID Re-attending within 3 months - Adults	24	408	5.9%	15.9%	16.5%	16.6%
% of FP17s for the same patient ID Re-attending between 3 & 9 months - Children	0	1	0.0%	58.4%	60.2%	57.5%
% of FP17s for the same patient ID Re-attending between 3 & 9 months - Adults	55	408	13.5%	49.8%	52.0%	50.4%
% of FP17s for Band 1 Urgent Courses	6	254	2.4%	10.4%	9.5%	9.1%
% of FP17s Relating to Free Repair or Replacements	2	254	0.8%	0.9%	0.7%	0.8%
% of FP17s Relating to Continuations	6	254	2.4%	1.4%	1.2%	1.3%
% of Patients satisfied with the dentistry they have received	1	2	N/A	93.0%	92.9%	92.7%
% of Patients satisfied with the time they had to wait for an appointment	2	2	N/A	87.7%	88.8%	88.8%

* This is based on patients treated on this contract for their most recent course of treatment. Figures in italics indicate the base number of FP17s or Patient Questionnaire responses are less than 100. N/A is shown where the base number of responses is less than 10 during the period. % is calculated as Quantity/Base number*100

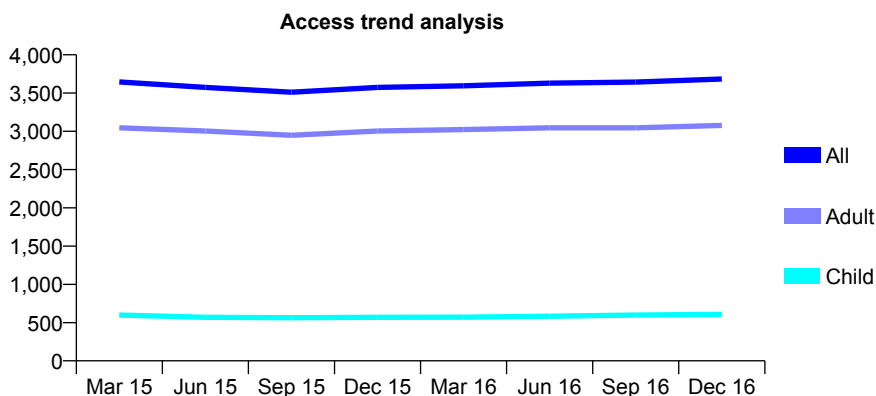
Q66 - Vital Signs At a Glance Contract Report for 725978/0001 - December 2016

Name or company name	MR PJ LE RUEZ
Contract type name	GDS Contract
Purpose of contract	General
Contract start date	01/04/2006
Contract end date	

16/17 Contracted general activity (UDA)	10,100
Carry forward general activity (UDA)	0
16/17 Contracted orthodontic activity (UOA)	0
Carry forward orthodontic activity (UOA)	0
Baseline contract value	£266,604.34

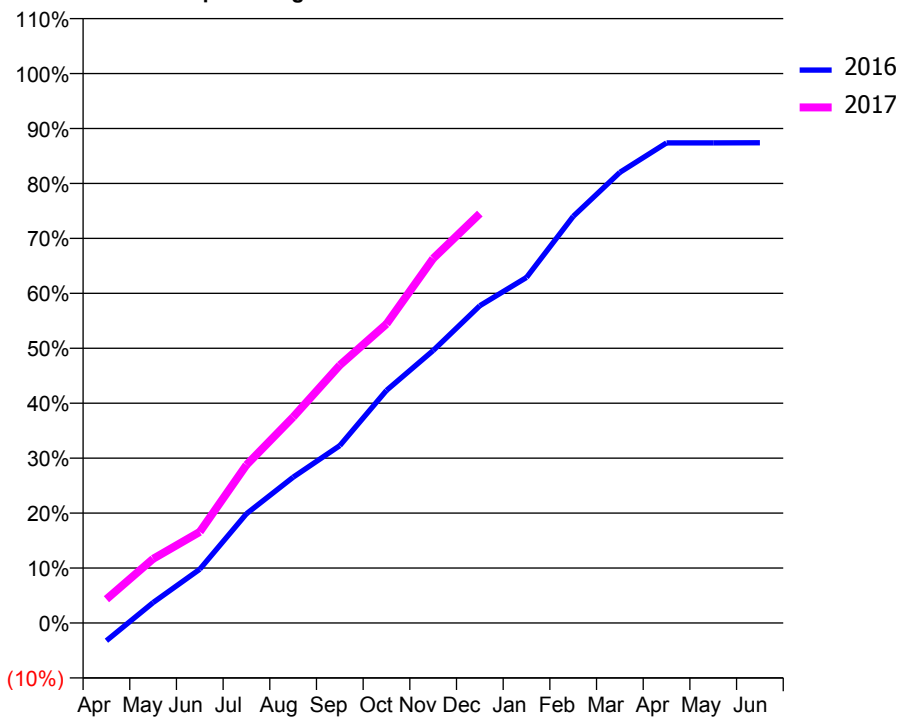
ACCESS*

Patients seen in 24 months	Total	Change since previous quarter
Quarter ending December 2015	3,573	
Quarter ending March 2016	3,594	→
Quarter ending June 2016	3,629	→
Quarter ending September 2016	3,643	→
Quarter ending December 2016	3,684	→
Variance since December 2015	3.1%	↑



ACTIVITY

Cumulative percentage of contracted UDA delivered 2016 & 2017



Month	Adjusted Scheduled Activity (UDA)	
	2016	2017
April	-328	438
May	377	1,180
June	989	1,676
July	2,007	2,905
August	2,680	3,785
September	3,262	4,740
October	4,277	5,495
November	5,008	6,699
December	5,833	7,525
January	6,352	
February	7,474	
March	8,283	
April	8,825	
May	8,825	
June	8,826	

QUALITY

	Quantity	Base Number	Contract	AT	Region	England
% of FP17s for the same patient ID Re-attending within 3 months - Children	45	730	6.2%	10.5%	11.9%	12.4%
% of FP17s for the same patient ID Re-attending within 3 months - Adults	441	3,673	12.0%	15.9%	16.5%	16.6%
% of FP17s for the same patient ID Re-attending between 3 & 9 months - Children	447	730	61.2%	58.4%	60.2%	57.5%
% of FP17s for the same patient ID Re-attending between 3 & 9 months - Adults	2,259	3,673	61.5%	49.8%	52.0%	50.4%
% of FP17s for Band 1 Urgent Courses	308	4,118	7.5%	10.4%	9.5%	9.1%
% of FP17s Relating to Free Repair or Replacements	42	4,118	1.0%	0.9%	0.7%	0.8%
% of FP17s Relating to Continuations	58	4,118	1.4%	1.4%	1.2%	1.3%
% of Patients satisfied with the dentistry they have received	8	8	N/A	93.0%	92.9%	92.7%
% of Patients satisfied with the time they had to wait for an appointment	8	8	N/A	87.7%	88.8%	88.8%

* This is based on patients treated on this contract for their most recent course of treatment. Figures in italics indicate the base number of FP17s or Patient Questionnaire responses are less than 100. N/A is shown where the base number of responses is less than 10 during the period. % is calculated as Quantity/Base number*100

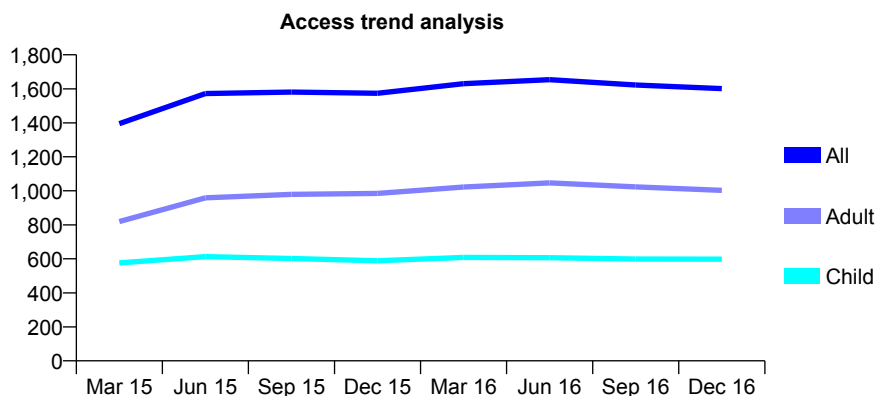
Q66 - Vital Signs At a Glance Contract Report for 736988/0002 - December 2016

Name or company name	MR GR COCKROFT
Contract type name	GDS Contract
Purpose of contract	General
Contract start date	01/04/2006
Contract end date	

16/17 Contracted general activity (UDA)	3,838
Carry forward general activity (UDA)	22
16/17 Contracted orthodontic activity (UOA)	0
Carry forward orthodontic activity (UOA)	0
Baseline contract value	£95,134.10

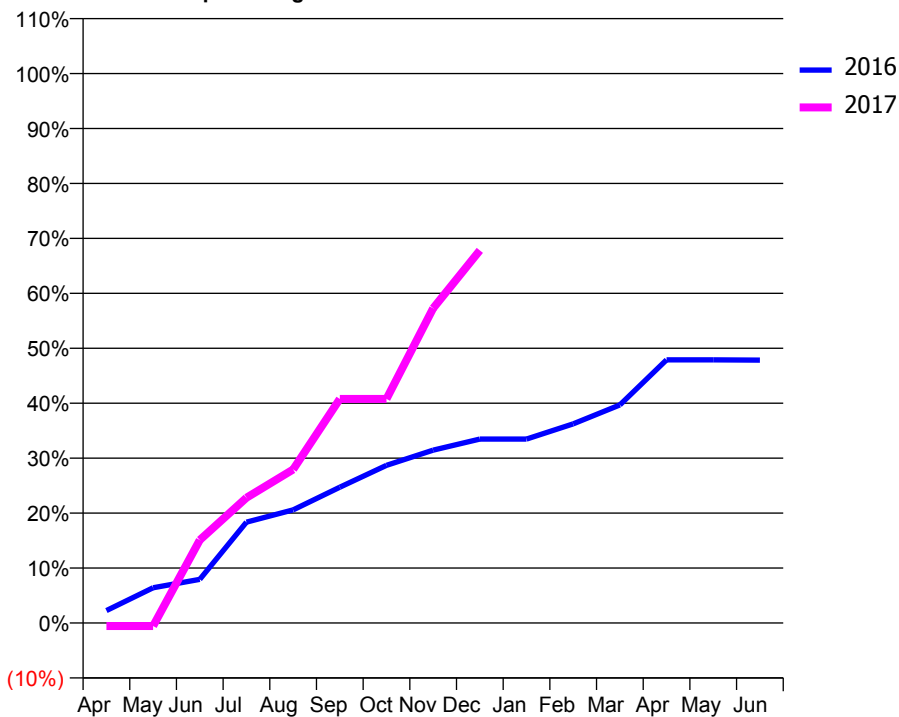
ACCESS*

Patients seen in 24 months	Total	Change since previous quarter
Quarter ending December 2015	1,574	
Quarter ending March 2016	1,630	↑
Quarter ending June 2016	1,654	→
Quarter ending September 2016	1,622	↓
Quarter ending December 2016	1,601	↓
Variance since December 2015	1.7%	→



ACTIVITY

Cumulative percentage of contracted UDA delivered 2016 & 2017



Month	Adjusted Scheduled Activity (UDA)	
	2016	2017
April	181	-22
May	511	-22
June	634	580
July	1,464	875
August	1,643	1,073
September	1,972	1,565
October	2,288	1,565
November	2,509	2,199
December	2,671	2,603
January	2,671	
February	2,891	
March	3,165	
April	3,819	
May	3,819	
June	3,816	

QUALITY

	Quantity	Base Number	Contract	AT	Region	England
% of FP17s for the same patient ID Re-attending within 3 months - Children	20	772	2.6%	10.5%	11.9%	12.4%
% of FP17s for the same patient ID Re-attending within 3 months - Adults	83	1,133	7.3%	15.9%	16.5%	16.6%
% of FP17s for the same patient ID Re-attending between 3 & 9 months - Children	511	772	66.2%	58.4%	60.2%	57.5%
% of FP17s for the same patient ID Re-attending between 3 & 9 months - Adults	721	1,133	63.6%	49.8%	52.0%	50.4%
% of FP17s for Band 1 Urgent Courses	5	1,457	0.3%	10.4%	9.5%	9.1%
% of FP17s Relating to Free Repair or Replacements	8	1,457	0.5%	0.9%	0.7%	0.8%
% of FP17s Relating to Continuations	1	1,457	0.1%	1.4%	1.2%	1.3%
% of Patients satisfied with the dentistry they have received	3	3	N/A	93.0%	92.9%	92.7%
% of Patients satisfied with the time they had to wait for an appointment	2	3	N/A	87.7%	88.8%	88.8%

* This is based on patients treated on this contract for their most recent course of treatment. Figures in italics indicate the base number of FP17s or Patient Questionnaire responses are less than 100. N/A is shown where the base number of responses is less than 10 during the period. % is calculated as Quantity/Base number*100

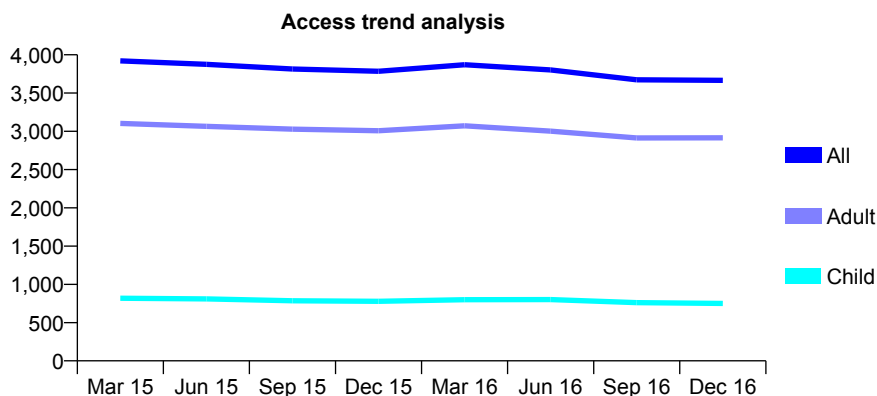
Q66 - Vital Signs At a Glance Contract Report for 738352/0006 - December 2016

Name or company name	MR TR JOHNSON
Contract type name	GDS Contract
Purpose of contract	General
Contract start date	01/08/2008
Contract end date	

16/17 Contracted general activity (UDA)	10,591
Carry forward general activity (UDA)	0
16/17 Contracted orthodontic activity (UOA)	0
Carry forward orthodontic activity (UOA)	0
Baseline contract value	£227,936.71

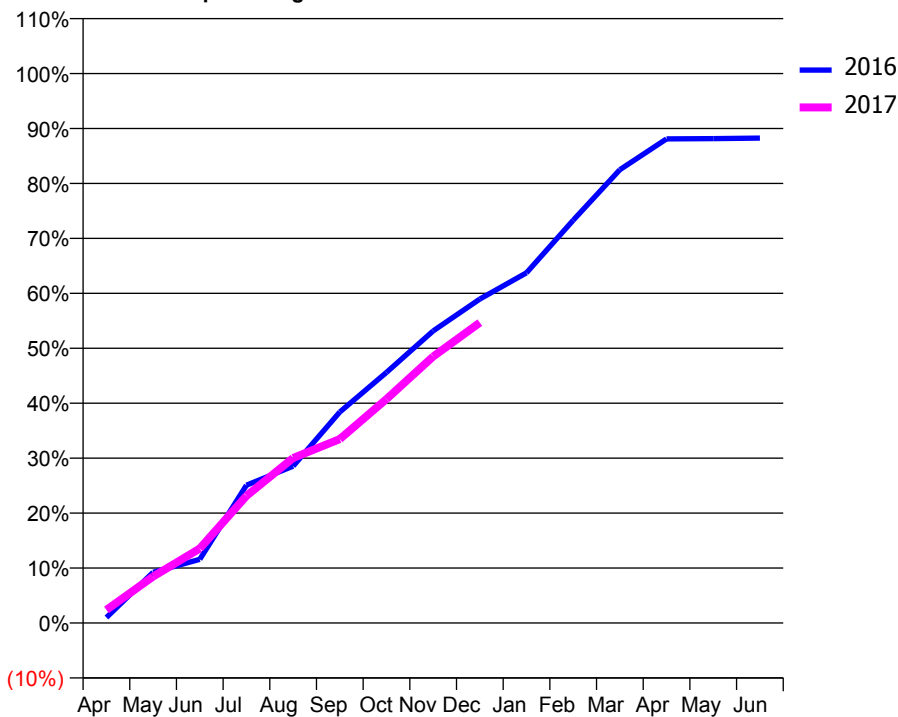
ACCESS*

Patients seen in 24 months	Total	Change since previous quarter
Quarter ending December 2015	3,785	
Quarter ending March 2016	3,871	↑
Quarter ending June 2016	3,803	↓
Quarter ending September 2016	3,674	↓
Quarter ending December 2016	3,666	→
Variance since December 2015	(3.1%)	↓



ACTIVITY

Cumulative percentage of contracted UDA delivered 2016 & 2017



Month	Adjusted Scheduled Activity (UDA)	
	2016	2017
April	107	253
May	977	895
June	1,228	1,434
July	2,657	2,450
August	3,023	3,182
September	4,066	3,547
October	4,831	4,316
November	5,630	5,137
December	6,243	5,790
January	6,751	
February	7,763	
March	8,736	
April	9,332	
May	9,335	
June	9,347	

QUALITY

	Quantity	Base Number	Contract	AT	Region	England
% of FP17s for the same patient ID Re-attending within 3 months - Children	46	870	5.3%	10.5%	11.9%	12.4%
% of FP17s for the same patient ID Re-attending within 3 months - Adults	656	3,563	18.4%	15.9%	16.5%	16.6%
% of FP17s for the same patient ID Re-attending between 3 & 9 months - Children	606	870	69.7%	58.4%	60.2%	57.5%
% of FP17s for the same patient ID Re-attending between 3 & 9 months - Adults	2,227	3,563	62.5%	49.8%	52.0%	50.4%
% of FP17s for Band 1 Urgent Courses	232	3,133	7.4%	10.4%	9.5%	9.1%
% of FP17s Relating to Free Repair or Replacements	2	3,133	0.1%	0.9%	0.7%	0.8%
% of FP17s Relating to Continuations	59	3,133	1.9%	1.4%	1.2%	1.3%
% of Patients satisfied with the dentistry they have received	14	14	100.0%	93.0%	92.9%	92.7%
% of Patients satisfied with the time they had to wait for an appointment	14	14	100.0%	87.7%	88.8%	88.8%

* This is based on patients treated on this contract for their most recent course of treatment. Figures in italics indicate the base number of FP17s or Patient Questionnaire responses are less than 100. N/A is shown where the base number of responses is less than 10 during the period. % is calculated as Quantity/Base number*100

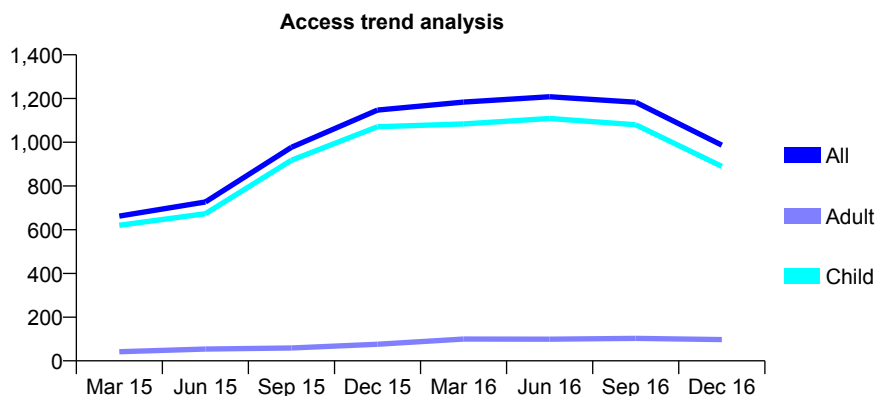
Q66 - Vital Signs At a Glance Contract Report for 738352/0007 - December 2016

Name or company name	MR TR JOHNSON
Contract type name	GDS Contract
Purpose of contract	General
Contract start date	01/05/2014
Contract end date	

16/17 Contracted general activity (UDA)	2,477
Carry forward general activity (UDA)	-50
16/17 Contracted orthodontic activity (UOA)	0
Carry forward orthodontic activity (UOA)	0
Baseline contract value	£53,178.39

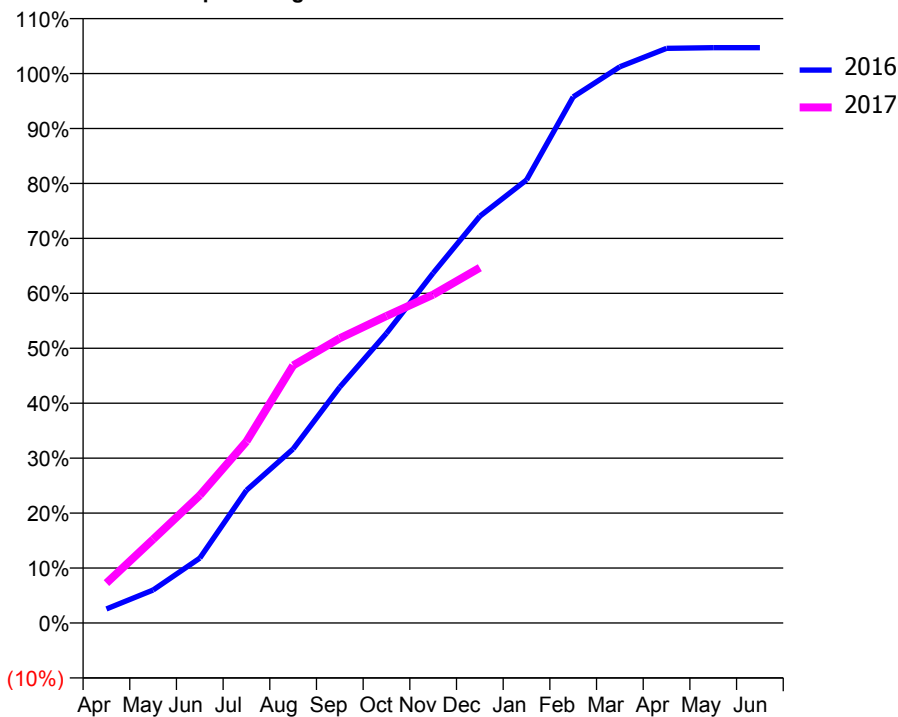
ACCESS*

Patients seen in 24 months	Total	Change since previous quarter
Quarter ending December 2015	1,147	
Quarter ending March 2016	1,184	↑
Quarter ending June 2016	1,208	↑
Quarter ending September 2016	1,183	↓
Quarter ending December 2016	987	↓
Variance since December 2015	(13.9%)	↓



ACTIVITY

Cumulative percentage of contracted UDA delivered 2016 & 2017



Month	Adjusted Scheduled Activity (UDA)	
	2016	2017
April	63	180
May	149	377
June	292	576
July	598	818
August	785	1,161
September	1,063	1,284
October	1,306	1,384
November	1,578	1,480
December	1,834	1,601
January	1,997	
February	2,372	
March	2,507	
April	2,591	
May	2,594	
June	2,594	

QUALITY

	Quantity	Base Number	Contract	AT	Region	England
% of FP17s for the same patient ID Re-attending within 3 months - Children	76	1,245	6.1%	10.5%	11.9%	12.4%
% of FP17s for the same patient ID Re-attending within 3 months - Adults	2	19	10.5%	15.9%	16.5%	16.6%
% of FP17s for the same patient ID Re-attending between 3 & 9 months - Children	812	1,245	65.2%	58.4%	60.2%	57.5%
% of FP17s for the same patient ID Re-attending between 3 & 9 months - Adults	5	19	26.3%	49.8%	52.0%	50.4%
% of FP17s for Band 1 Urgent Courses	27	1,193	2.3%	10.4%	9.5%	9.1%
% of FP17s Relating to Free Repair or Replacements	1	1,193	0.1%	0.9%	0.7%	0.8%
% of FP17s Relating to Continuations	10	1,193	0.8%	1.4%	1.2%	1.3%
% of Patients satisfied with the dentistry they have received	0	0	N/A	93.0%	92.9%	92.7%
% of Patients satisfied with the time they had to wait for an appointment	0	0	N/A	87.7%	88.8%	88.8%

* This is based on patients treated on this contract for their most recent course of treatment. Figures in italics indicate the base number of FP17s or Patient Questionnaire responses are less than 100. N/A is shown where the base number of responses is less than 10 during the period. % is calculated as Quantity/Base number*100

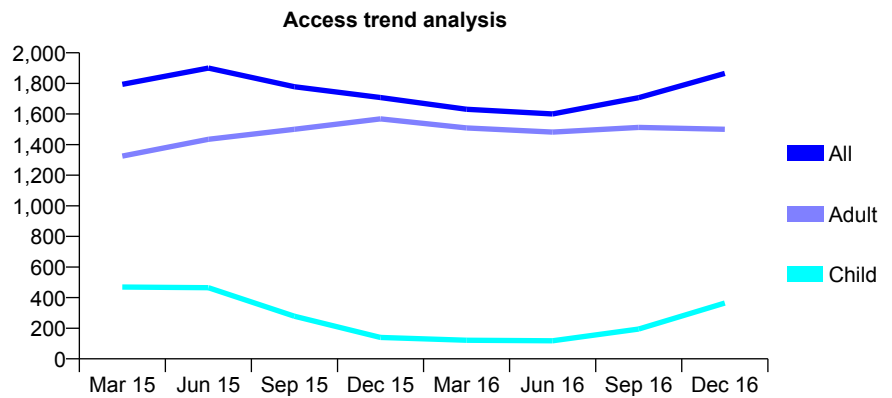
Q66 - Vital Signs At a Glance Contract Report for 738352/0008 - December 2016

Name or company name	MR TR JOHNSON
Contract type name	GDS Contract
Purpose of contract	General
Contract start date	01/05/2014
Contract end date	

16/17 Contracted general activity (UDA)	6,000
Carry forward general activity (UDA)	-120
16/17 Contracted orthodontic activity (UOA)	0
Carry forward orthodontic activity (UOA)	0
Baseline contract value	£186,606.96

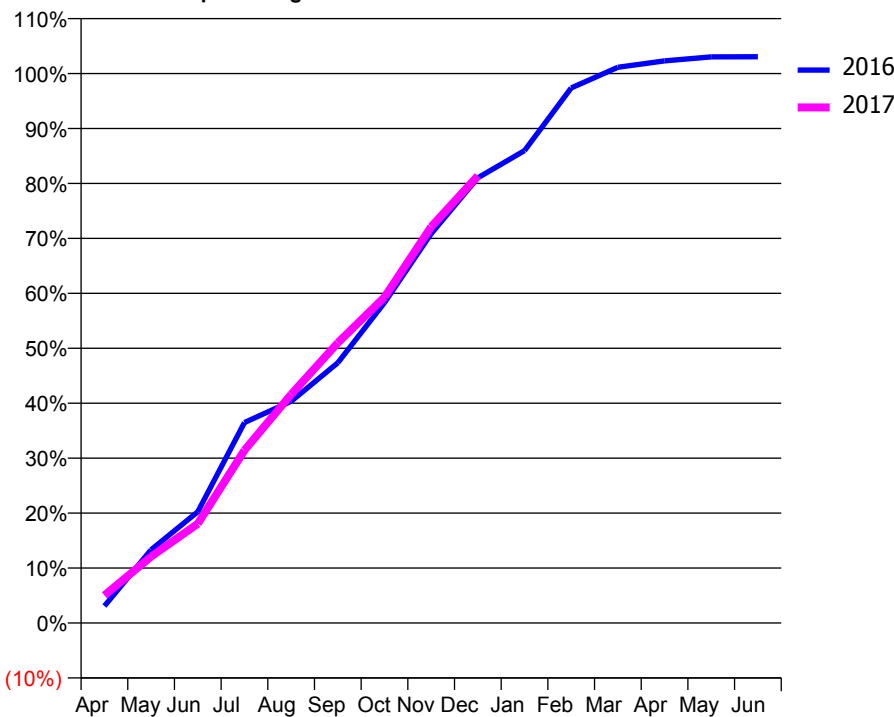
ACCESS*

Patients seen in 24 months	Total	Change since previous quarter
Quarter ending December 2015	1,708	
Quarter ending March 2016	1,631	↓
Quarter ending June 2016	1,600	↓
Quarter ending September 2016	1,707	↑
Quarter ending December 2016	1,865	↑
Variance since December 2015	9.2%	↑



ACTIVITY

Cumulative percentage of contracted UDA delivered 2016 & 2017



Month	Adjusted Scheduled Activity (UDA)	
	2016	2017
April	186	302
May	800	726
June	1,214	1,085
July	2,188	1,886
August	2,420	2,496
September	2,841	3,060
October	3,499	3,558
November	4,251	4,326
December	4,861	4,883
January	5,158	
February	5,842	
March	6,068	
April	6,137	
May	6,181	
June	6,183	

QUALITY

	Quantity	Base Number	Contract	AT	Region	England
% of FP17s for the same patient ID Re-attending within 3 months - Children	22	403	5.5%	10.5%	11.9%	12.4%
% of FP17s for the same patient ID Re-attending within 3 months - Adults	282	1,826	15.4%	15.9%	16.5%	16.6%
% of FP17s for the same patient ID Re-attending between 3 & 9 months - Children	58	403	14.4%	58.4%	60.2%	57.5%
% of FP17s for the same patient ID Re-attending between 3 & 9 months - Adults	1,088	1,826	59.6%	49.8%	52.0%	50.4%
% of FP17s for Band 1 Urgent Courses	127	2,176	5.8%	10.4%	9.5%	9.1%
% of FP17s Relating to Free Repair or Replacements	58	2,176	2.7%	0.9%	0.7%	0.8%
% of FP17s Relating to Continuations	26	2,176	1.2%	1.4%	1.2%	1.3%
% of Patients satisfied with the dentistry they have received	4	4	N/A	93.0%	92.9%	92.7%
% of Patients satisfied with the time they had to wait for an appointment	3	4	N/A	87.7%	88.8%	88.8%

* This is based on patients treated on this contract for their most recent course of treatment. Figures in italics indicate the base number of FP17s or Patient Questionnaire responses are less than 100. N/A is shown where the base number of responses is less than 10 during the period. % is calculated as Quantity/Base number*100

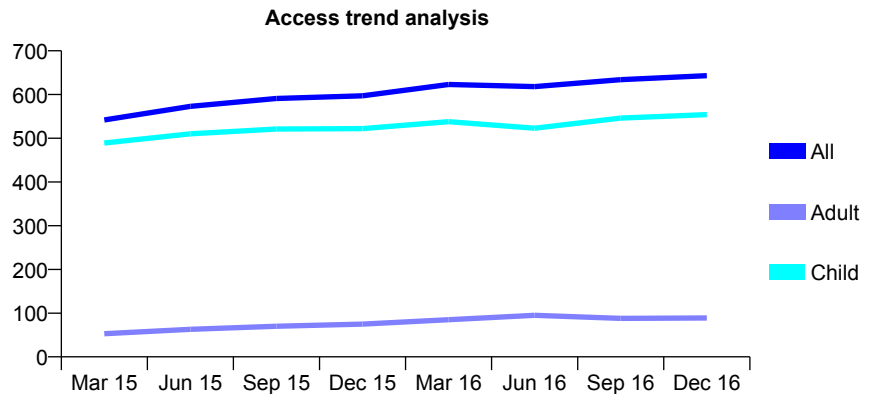
Q66 - Vital Signs At a Glance Contract Report for 738964/0001 - December 2016

Name or company name	MR PA BALDWIN
Contract type name	GDS Contract
Purpose of contract	General and Orthodontic
Contract start date	01/06/2014
Contract end date	

16/17 Contracted general activity (UDA)	1,815
Carry forward general activity (UDA)	0
16/17 Contracted orthodontic activity (UOA)	250
Carry forward orthodontic activity (UOA)	8
Baseline contract value	£61,447.54

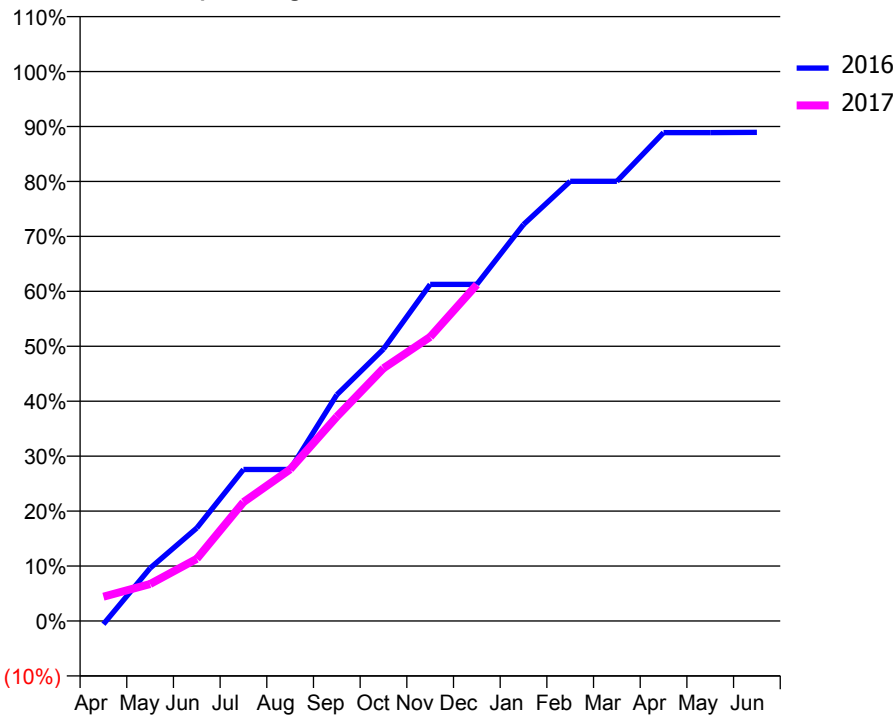
ACCESS*

Patients seen in 24 months	Total	Change since previous quarter
Quarter ending December 2015	597	
Quarter ending March 2016	623	↑
Quarter ending June 2016	618	→
Quarter ending September 2016	634	↑
Quarter ending December 2016	643	→
Variance since December 2015	7.7%	↑



ACTIVITY

Cumulative percentage of contracted UDA delivered 2016 & 2017



Month	Adjusted Scheduled Activity (UDA)	
	2016	2017
April	-11	80
May	175	122
June	307	206
July	500	393
August	500	501
September	747	675
October	898	835
November	1,112	938
December	1,112	1,111
January	1,310	
February	1,452	
March	1,452	
April	1,613	
May	1,613	
June	1,614	

QUALITY

	Quantity	Base Number	Contract	AT	Region	England
% of FP17s for the same patient ID Re-attending within 3 months - Children	69	782	8.8%	10.5%	11.9%	12.4%
% of FP17s for the same patient ID Re-attending within 3 months - Adults	1	30	3.3%	15.9%	16.5%	16.6%
% of FP17s for the same patient ID Re-attending between 3 & 9 months - Children	552	782	70.6%	58.4%	60.2%	57.5%
% of FP17s for the same patient ID Re-attending between 3 & 9 months - Adults	21	30	70.0%	49.8%	52.0%	50.4%
% of FP17s for Band 1 Urgent Courses	21	689	3.0%	10.4%	9.5%	9.1%
% of FP17s Relating to Free Repair or Replacements	0	689	0.0%	0.9%	0.7%	0.8%
% of FP17s Relating to Continuations	0	689	0.0%	1.4%	1.2%	1.3%
% of Patients satisfied with the dentistry they have received	0	0	N/A	93.0%	92.9%	92.7%
% of Patients satisfied with the time they had to wait for an appointment	0	0	N/A	87.7%	88.8%	88.8%

* This is based on patients treated on this contract for their most recent course of treatment. Figures in italics indicate the base number of FP17s or Patient Questionnaire responses are less than 100. N/A is shown where the base number of responses is less than 10 during the period. % is calculated as Quantity/Base number*100

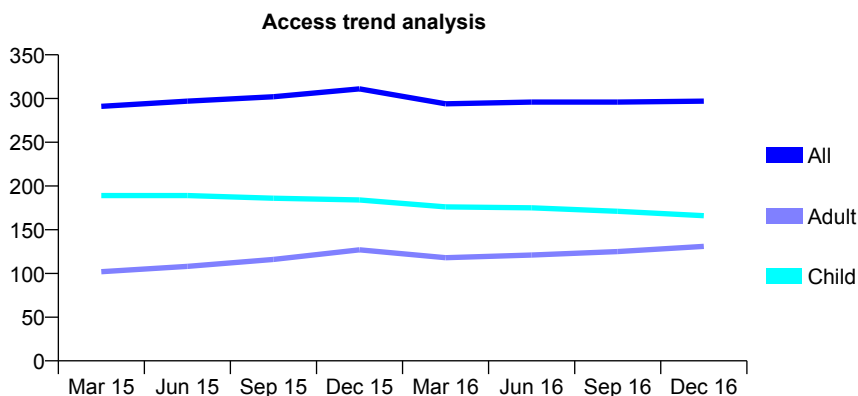
Q66 - Vital Signs At a Glance Contract Report for 745502/0001 - December 2016

Name or company name	MISS CB HEDGES
Contract type name	GDS Contract
Purpose of contract	General
Contract start date	01/04/2006
Contract end date	

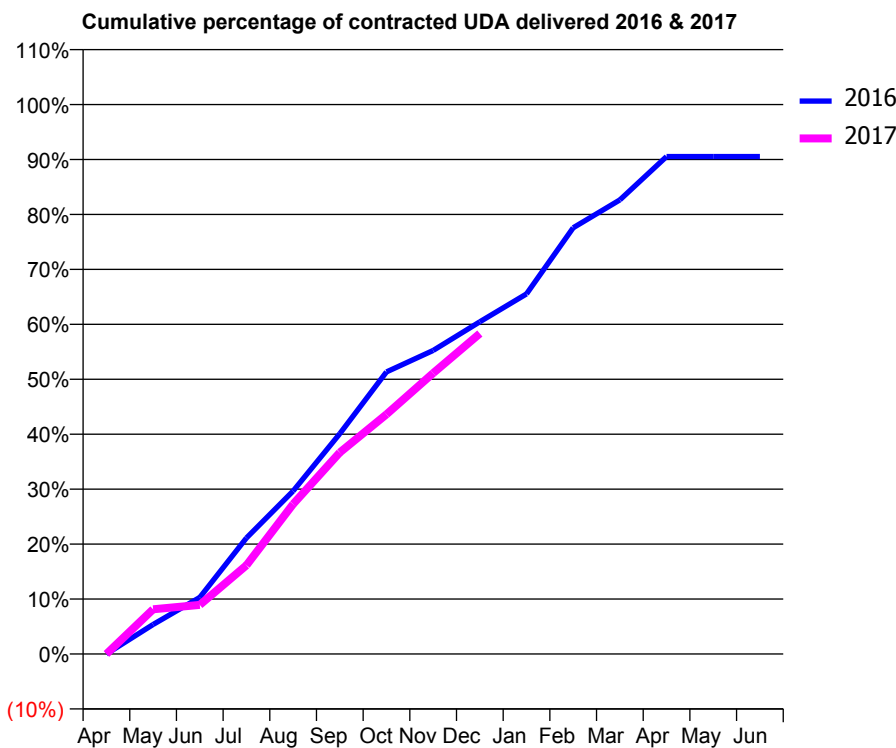
16/17 Contracted general activity (UDA)	749
Carry forward general activity (UDA)	0
16/17 Contracted orthodontic activity (UOA)	0
Carry forward orthodontic activity (UOA)	0
Baseline contract value	£20,002.18

ACCESS*

Patients seen in 24 months	Total	Change since previous quarter
Quarter ending December 2015	311	
Quarter ending March 2016	294	↓
Quarter ending June 2016	296	→
Quarter ending September 2016	296	→
Quarter ending December 2016	297	→
Variance since December 2015	(4.5%)	↓



ACTIVITY



Month	Adjusted Scheduled Activity (UDA)	
	2016	2017
April	0	0
May	40	61
June	77	67
July	158	121
August	222	204
September	300	275
October	385	327
November	414	383
December	453	437
January	491	
February	581	
March	619	
April	678	
May	678	
June	678	

QUALITY

	Quantity	Base Number	Contract	AT	Region	England
% of FP17s for the same patient ID Re-attending within 3 months - Children	27	256	10.5%	10.5%	11.9%	12.4%
% of FP17s for the same patient ID Re-attending within 3 months - Adults	8	113	7.1%	15.9%	16.5%	16.6%
% of FP17s for the same patient ID Re-attending between 3 & 9 months - Children	184	256	71.9%	58.4%	60.2%	57.5%
% of FP17s for the same patient ID Re-attending between 3 & 9 months - Adults	71	113	62.8%	49.8%	52.0%	50.4%
% of FP17s for Band 1 Urgent Courses	4	328	1.2%	10.4%	9.5%	9.1%
% of FP17s Relating to Free Repair or Replacements	0	328	0.0%	0.9%	0.7%	0.8%
% of FP17s Relating to Continuations	0	328	0.0%	1.4%	1.2%	1.3%
% of Patients satisfied with the dentistry they have received	1	1	N/A	93.0%	92.9%	92.7%
% of Patients satisfied with the time they had to wait for an appointment	1	1	N/A	87.7%	88.8%	88.8%

* This is based on patients treated on this contract for their most recent course of treatment. Figures in italics indicate the base number of FP17s or Patient Questionnaire responses are less than 100. N/A is shown where the base number of responses is less than 10 during the period. % is calculated as Quantity/Base number*100

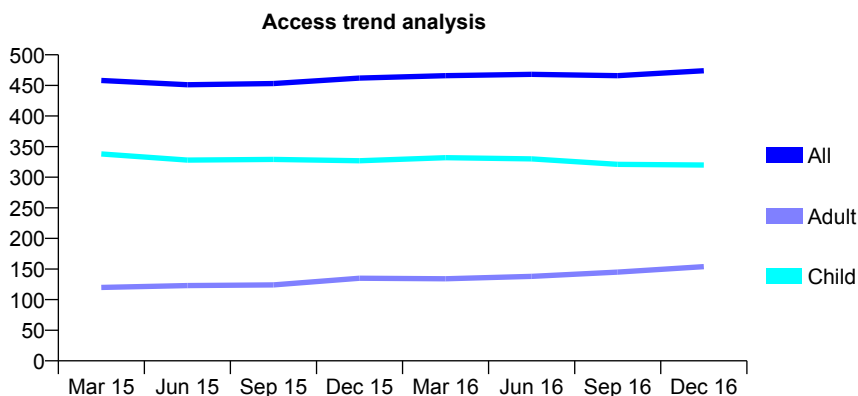
Q66 - Vital Signs At a Glance Contract Report for 745731/0001 - December 2016

Name or company name	MR MW BRAY
Contract type name	GDS Contract
Purpose of contract	General
Contract start date	01/04/2006
Contract end date	

16/17 Contracted general activity (UDA)	962
Carry forward general activity (UDA)	0
16/17 Contracted orthodontic activity (UOA)	0
Carry forward orthodontic activity (UOA)	0
Baseline contract value	£27,990.98

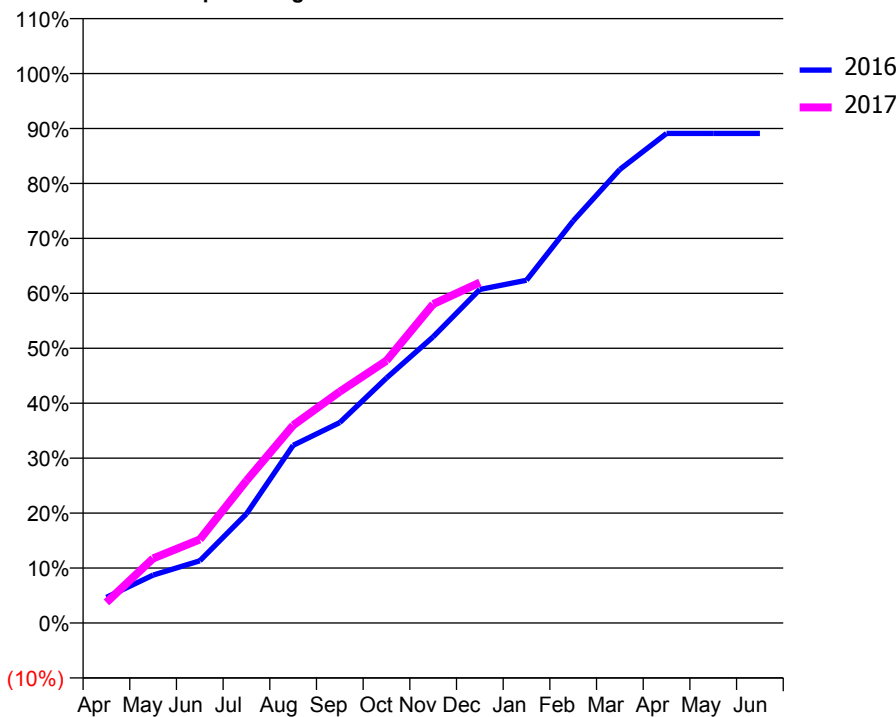
ACCESS*

Patients seen in 24 months	Total	Change since previous quarter
Quarter ending December 2015	462	
Quarter ending March 2016	466	→
Quarter ending June 2016	468	→
Quarter ending September 2016	466	→
Quarter ending December 2016	474	→
Variance since December 2015	2.6%	↑



ACTIVITY

Cumulative percentage of contracted UDA delivered 2016 & 2017



Month	Adjusted Scheduled Activity (UDA)	
	2016	2017
April	45	36
May	84	113
June	109	146
July	191	249
August	311	346
September	351	405
October	429	459
November	501	558
December	584	596
January	600	
February	704	
March	794	
April	857	
May	857	
June	857	

QUALITY

	Quantity	Base Number	Contract	AT	Region	England
% of FP17s for the same patient ID Re-attending within 3 months - Children	17	428	4.0%	10.5%	11.9%	12.4%
% of FP17s for the same patient ID Re-attending within 3 months - Adults	9	121	7.4%	15.9%	16.5%	16.6%
% of FP17s for the same patient ID Re-attending between 3 & 9 months - Children	326	428	76.2%	58.4%	60.2%	57.5%
% of FP17s for the same patient ID Re-attending between 3 & 9 months - Adults	59	121	48.8%	49.8%	52.0%	50.4%
% of FP17s for Band 1 Urgent Courses	1	489	0.2%	10.4%	9.5%	9.1%
% of FP17s Relating to Free Repair or Replacements	0	489	0.0%	0.9%	0.7%	0.8%
% of FP17s Relating to Continuations	3	489	0.6%	1.4%	1.2%	1.3%
% of Patients satisfied with the dentistry they have received	1	1	N/A	93.0%	92.9%	92.7%
% of Patients satisfied with the time they had to wait for an appointment	1	1	N/A	87.7%	88.8%	88.8%

* This is based on patients treated on this contract for their most recent course of treatment. Figures in italics indicate the base number of FP17s or Patient Questionnaire responses are less than 100. N/A is shown where the base number of responses is less than 10 during the period. % is calculated as Quantity/Base number*100

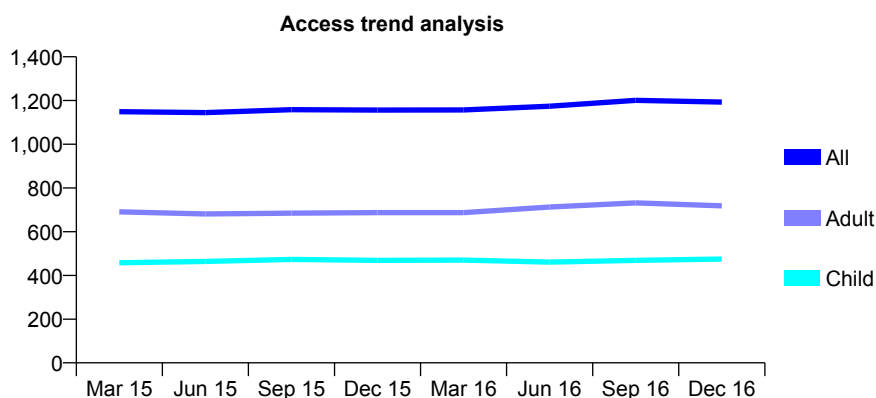
Q66 - Vital Signs At a Glance Contract Report for 749699/0001 - December 2016

Name or company name	MR AF KING
Contract type name	GDS Contract
Purpose of contract	General
Contract start date	01/04/2006
Contract end date	

16/17 Contracted general activity (UDA)	1,300
Carry forward general activity (UDA)	0
16/17 Contracted orthodontic activity (UOA)	0
Carry forward orthodontic activity (UOA)	0
Baseline contract value	£34,886.21

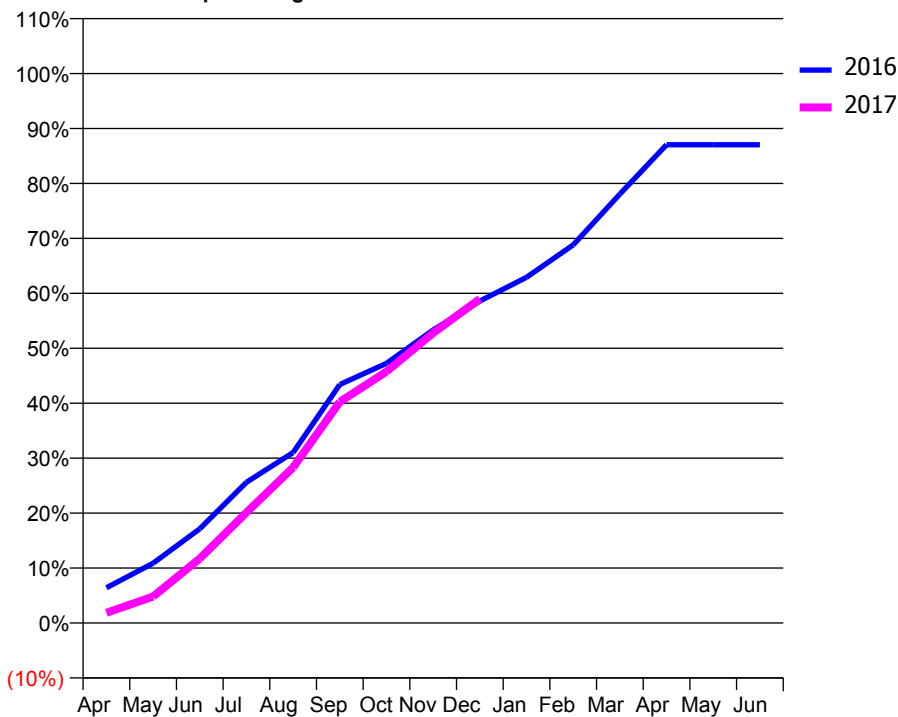
ACCESS*

Patients seen in 24 months	Total	Change since previous quarter
Quarter ending December 2015	1,156	
Quarter ending March 2016	1,157	→
Quarter ending June 2016	1,174	→
Quarter ending September 2016	1,201	↑
Quarter ending December 2016	1,193	→
Variance since December 2015	3.2%	↑



ACTIVITY

Cumulative percentage of contracted UDA delivered 2016 & 2017



Adjusted Scheduled Activity (UDA)

Month	2016	2017
April	83	24
May	141	63
June	223	153
July	333	261
August	403	368
September	564	523
October	614	595
November	693	686
December	762	767
January	818	
February	894	
March	1,015	
April	1,131	
May	1,131	
June	1,131	

QUALITY

	Quantity	Base Number	Contract	AT	Region	England
% of FP17s for the same patient ID Re-attending within 3 months - Children	38	564	6.7%	10.5%	11.9%	12.4%
% of FP17s for the same patient ID Re-attending within 3 months - Adults	106	719	14.7%	15.9%	16.5%	16.6%
% of FP17s for the same patient ID Re-attending between 3 & 9 months - Children	352	564	62.4%	58.4%	60.2%	57.5%
% of FP17s for the same patient ID Re-attending between 3 & 9 months - Adults	379	719	52.7%	49.8%	52.0%	50.4%
% of FP17s for Band 1 Urgent Courses	34	431	7.9%	10.4%	9.5%	9.1%
% of FP17s Relating to Free Repair or Replacements	4	431	0.9%	0.9%	0.7%	0.8%
% of FP17s Relating to Continuations	0	431	0.0%	1.4%	1.2%	1.3%
% of Patients satisfied with the dentistry they have received	2	2	N/A	93.0%	92.9%	92.7%
% of Patients satisfied with the time they had to wait for an appointment	1	2	N/A	87.7%	88.8%	88.8%

* This is based on patients treated on this contract for their most recent course of treatment. Figures in italics indicate the base number of FP17s or Patient Questionnaire responses are less than 100. N/A is shown where the base number of responses is less than 10 during the period. % is calculated as Quantity/Base number*100

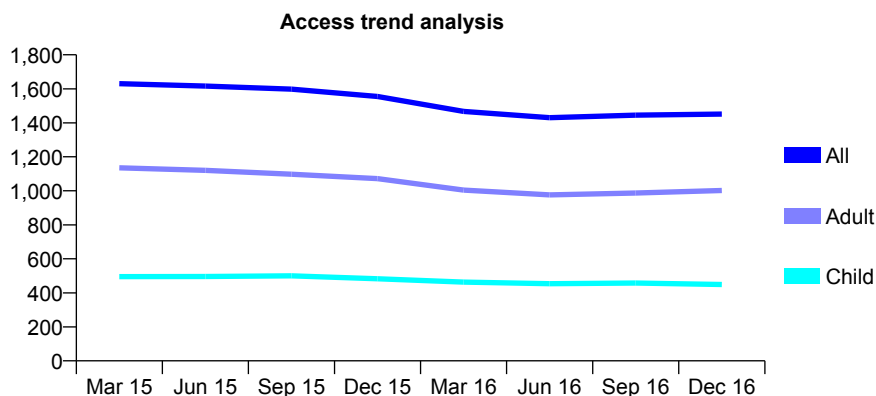
Q66 - Vital Signs At a Glance Contract Report for 752029/0002 - December 2016

Name or company name	MR PD JINKS
Contract type name	GDS Contract
Purpose of contract	General and Orthodontic
Contract start date	01/04/2011
Contract end date	

16/17 Contracted general activity (UDA)	5,610
Carry forward general activity (UDA)	0
16/17 Contracted orthodontic activity (UOA)	382
Carry forward orthodontic activity (UOA)	0
Baseline contract value	£169,113.06

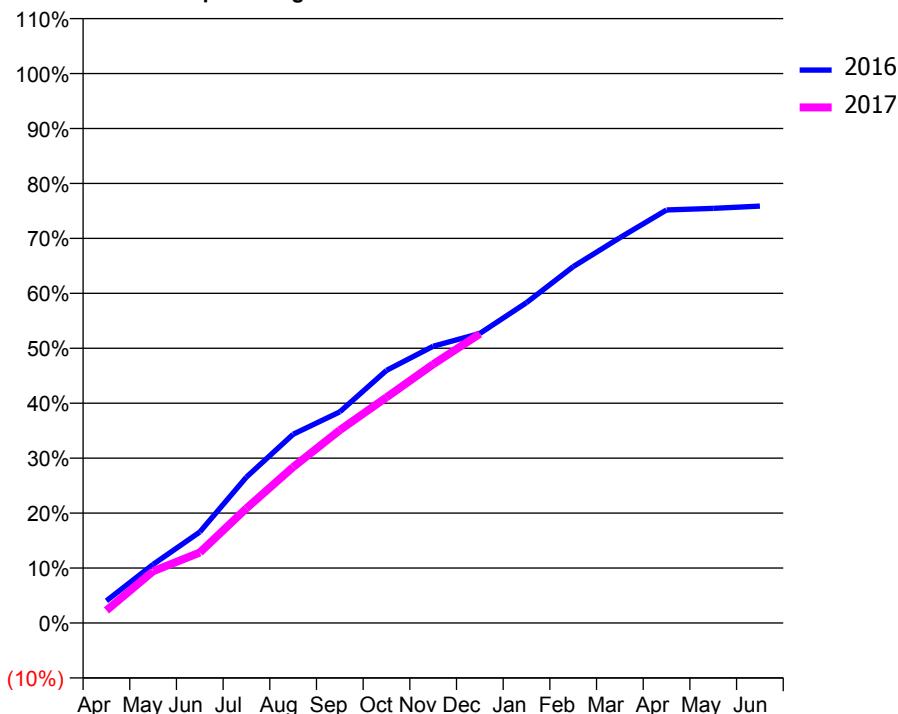
ACCESS*

Patients seen in 24 months	Total	Change since previous quarter
Quarter ending December 2015	1,555	
Quarter ending March 2016	1,467	↓
Quarter ending June 2016	1,430	↓
Quarter ending September 2016	1,445	→
Quarter ending December 2016	1,451	→
Variance since December 2015	(6.7%)	↓



ACTIVITY

Cumulative percentage of contracted UDA delivered 2016 & 2017



Month	Adjusted Scheduled Activity (UDA)	
	2016	2017
April	227	129
May	599	529
June	930	720
July	1,490	1,171
August	1,927	1,593
September	2,155	1,970
October	2,580	2,304
November	2,826	2,642
December	2,956	2,953
January	3,271	
February	3,638	
March	3,933	
April	4,217	
May	4,233	
June	4,257	

QUALITY

	Quantity	Base Number	Contract	AT	Region	England
% of FP17s for the same patient ID Re-attending within 3 months - Children	33	464	7.1%	10.5%	11.9%	12.4%
% of FP17s for the same patient ID Re-attending within 3 months - Adults	163	1,042	15.6%	15.9%	16.5%	16.6%
% of FP17s for the same patient ID Re-attending between 3 & 9 months - Children	238	464	51.3%	58.4%	60.2%	57.5%
% of FP17s for the same patient ID Re-attending between 3 & 9 months - Adults	522	1,042	50.1%	49.8%	52.0%	50.4%
% of FP17s for Band 1 Urgent Courses	39	1,345	2.9%	10.4%	9.5%	9.1%
% of FP17s Relating to Free Repair or Replacements	8	1,345	0.6%	0.9%	0.7%	0.8%
% of FP17s Relating to Continuations	56	1,345	4.2%	1.4%	1.2%	1.3%
% of Patients satisfied with the dentistry they have received	5	6	N/A	93.0%	92.9%	92.7%
% of Patients satisfied with the time they had to wait for an appointment	6	6	N/A	87.7%	88.8%	88.8%

* This is based on patients treated on this contract for their most recent course of treatment. Figures in italics indicate the base number of FP17s or Patient Questionnaire responses are less than 100. N/A is shown where the base number of responses is less than 10 during the period. % is calculated as Quantity/Base number*100

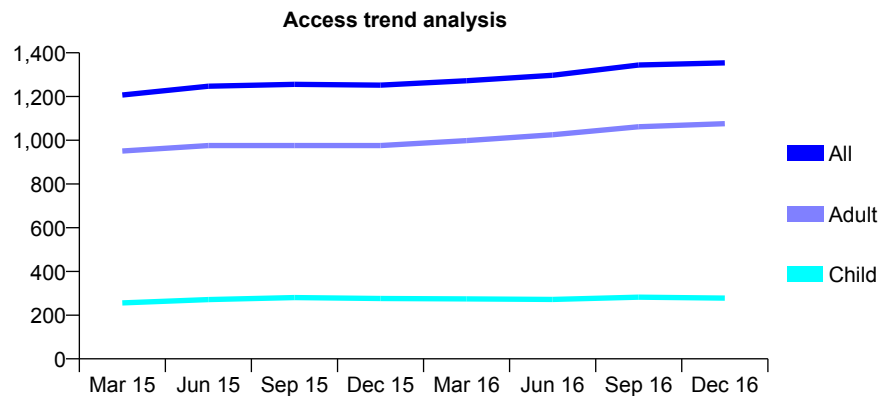
Q66 - Vital Signs At a Glance Contract Report for 753785/0001 - December 2016

Name or company name	MR RJ PRINGLE
Contract type name	GDS Contract
Purpose of contract	General
Contract start date	01/04/2006
Contract end date	

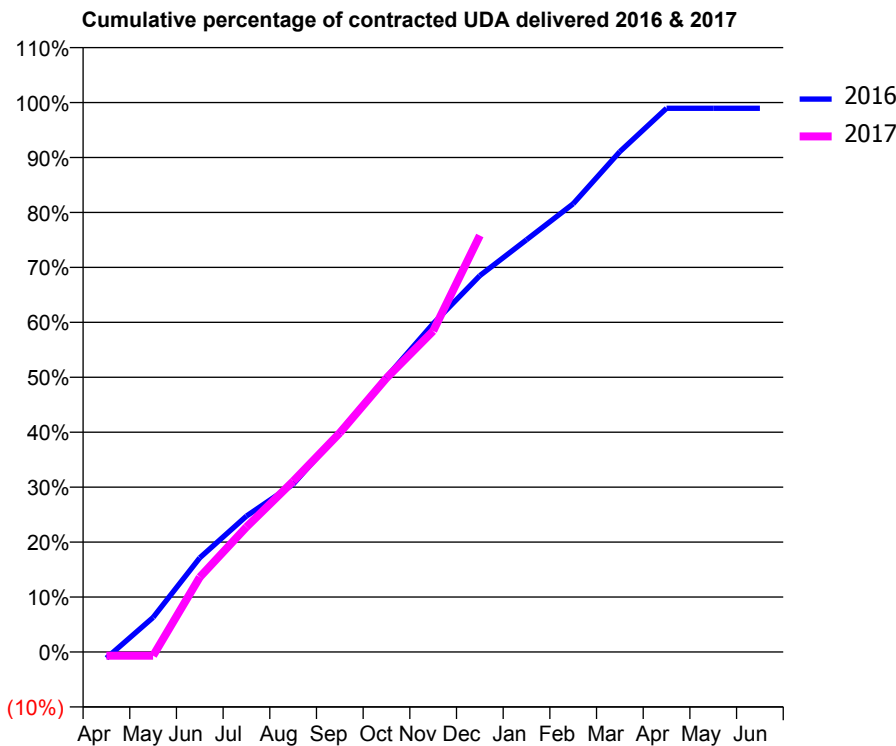
16/17 Contracted general activity (UDA)	3,427
Carry forward general activity (UDA)	36
16/17 Contracted orthodontic activity (UOA)	0
Carry forward orthodontic activity (UOA)	0
Baseline contract value	£90,657.20

ACCESS*

Patients seen in 24 months	Total	Change since previous quarter
Quarter ending December 2015	1,252	
Quarter ending March 2016	1,272	→
Quarter ending June 2016	1,297	→
Quarter ending September 2016	1,344	↑
Quarter ending December 2016	1,354	→
Variance since December 2015	8.1%	↑



ACTIVITY



Month	Adjusted Scheduled Activity (UDA)	
	2016	2017
April	-39	-24
May	215	-24
June	587	467
July	848	780
August	1,047	1,065
September	1,373	1,367
October	1,714	1,708
November	2,048	2,002
December	2,347	2,598
January	2,571	
February	2,795	
March	3,121	
April	3,391	
May	3,391	
June	3,391	

QUALITY

	Quantity	Base Number	Contract	AT	Region	England
% of FP17s for the same patient ID Re-attending within 3 months - Children	15	308	4.9%	10.5%	11.9%	12.4%
% of FP17s for the same patient ID Re-attending within 3 months - Adults	167	1,277	13.1%	15.9%	16.5%	16.6%
% of FP17s for the same patient ID Re-attending between 3 & 9 months - Children	164	308	53.2%	58.4%	60.2%	57.5%
% of FP17s for the same patient ID Re-attending between 3 & 9 months - Adults	628	1,277	49.2%	49.8%	52.0%	50.4%
% of FP17s for Band 1 Urgent Courses	114	1,434	7.9%	10.4%	9.5%	9.1%
% of FP17s Relating to Free Repair or Replacements	3	1,434	0.2%	0.9%	0.7%	0.8%
% of FP17s Relating to Continuations	10	1,434	0.7%	1.4%	1.2%	1.3%
% of Patients satisfied with the dentistry they have received	3	3	N/A	93.0%	92.9%	92.7%
% of Patients satisfied with the time they had to wait for an appointment	3	3	N/A	87.7%	88.8%	88.8%

* This is based on patients treated on this contract for their most recent course of treatment. Figures in italics indicate the base number of FP17s or Patient Questionnaire responses are less than 100. N/A is shown where the base number of responses is less than 10 during the period. % is calculated as Quantity/Base number*100

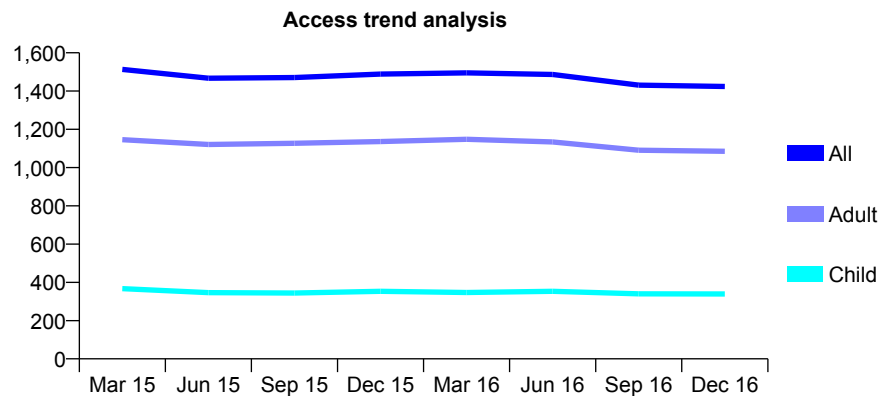
Q66 - Vital Signs At a Glance Contract Report for 753793/0001 - December 2016

Name or company name	MISS KA BABOS
Contract type name	GDS Contract
Purpose of contract	General
Contract start date	01/04/2006
Contract end date	

16/17 Contracted general activity (UDA)	4,500
Carry forward general activity (UDA)	166
16/17 Contracted orthodontic activity (UOA)	0
Carry forward orthodontic activity (UOA)	0
Baseline contract value	£134,095.47

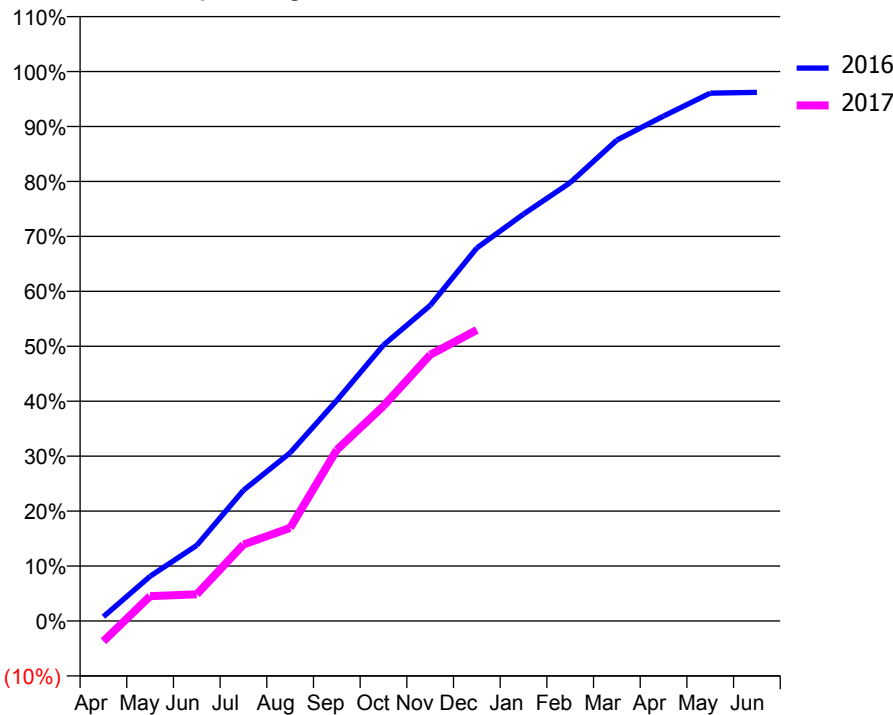
ACCESS*

Patients seen in 24 months	Total	Change since previous quarter
Quarter ending December 2015	1,489	
Quarter ending March 2016	1,495	→
Quarter ending June 2016	1,487	→
Quarter ending September 2016	1,431	↓
Quarter ending December 2016	1,424	→
Variance since December 2015	(4.4%)	↓



ACTIVITY

Cumulative percentage of contracted UDA delivered 2016 & 2017



Month	Adjusted Scheduled Activity (UDA)	
	2016	2017
April	35	-166
May	366	204
June	620	219
July	1,071	627
August	1,377	763
September	1,806	1,401
October	2,260	1,760
November	2,584	2,180
December	3,055	2,384
January	3,332	
February	3,590	
March	3,938	
April	4,135	
May	4,322	
June	4,330	

QUALITY

	Quantity	Base Number	Contract	AT	Region	England
% of FP17s for the same patient ID Re-attending within 3 months - Children	12	251	4.8%	10.5%	11.9%	12.4%
% of FP17s for the same patient ID Re-attending within 3 months - Adults	158	812	19.5%	15.9%	16.5%	16.6%
% of FP17s for the same patient ID Re-attending between 3 & 9 months - Children	67	251	26.7%	58.4%	60.2%	57.5%
% of FP17s for the same patient ID Re-attending between 3 & 9 months - Adults	229	812	28.2%	49.8%	52.0%	50.4%
% of FP17s for Band 1 Urgent Courses	155	929	16.7%	10.4%	9.5%	9.1%
% of FP17s Relating to Free Repair or Replacements	18	929	1.9%	0.9%	0.7%	0.8%
% of FP17s Relating to Continuations	15	929	1.6%	1.4%	1.2%	1.3%
% of Patients satisfied with the dentistry they have received	2	2	N/A	93.0%	92.9%	92.7%
% of Patients satisfied with the time they had to wait for an appointment	2	2	N/A	87.7%	88.8%	88.8%

* This is based on patients treated on this contract for their most recent course of treatment. Figures in italics indicate the base number of FP17s or Patient Questionnaire responses are less than 100. N/A is shown where the base number of responses is less than 10 during the period. % is calculated as Quantity/Base number*100

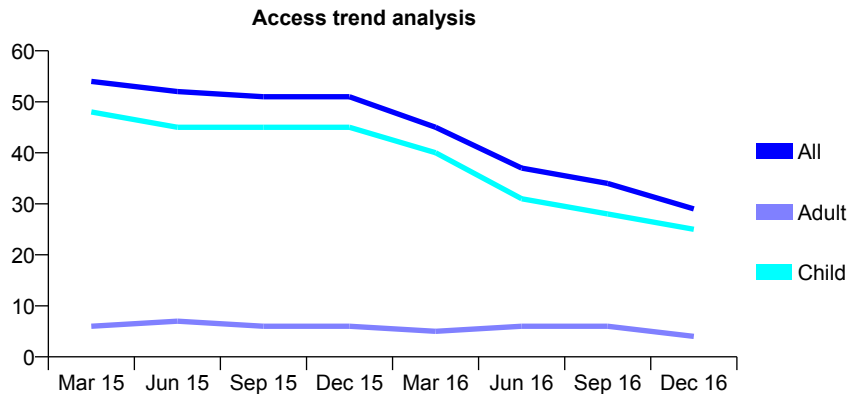
Q66 - Vital Signs At a Glance Contract Report for 762148/0001 - December 2016

Name or company name	MR V MIRZAYAN
Contract type name	GDS Contract
Purpose of contract	General
Contract start date	01/04/2006
Contract end date	

16/17 Contracted general activity (UDA)	92
Carry forward general activity (UDA)	0
16/17 Contracted orthodontic activity (UOA)	0
Carry forward orthodontic activity (UOA)	0
Baseline contract value	£2,745.56

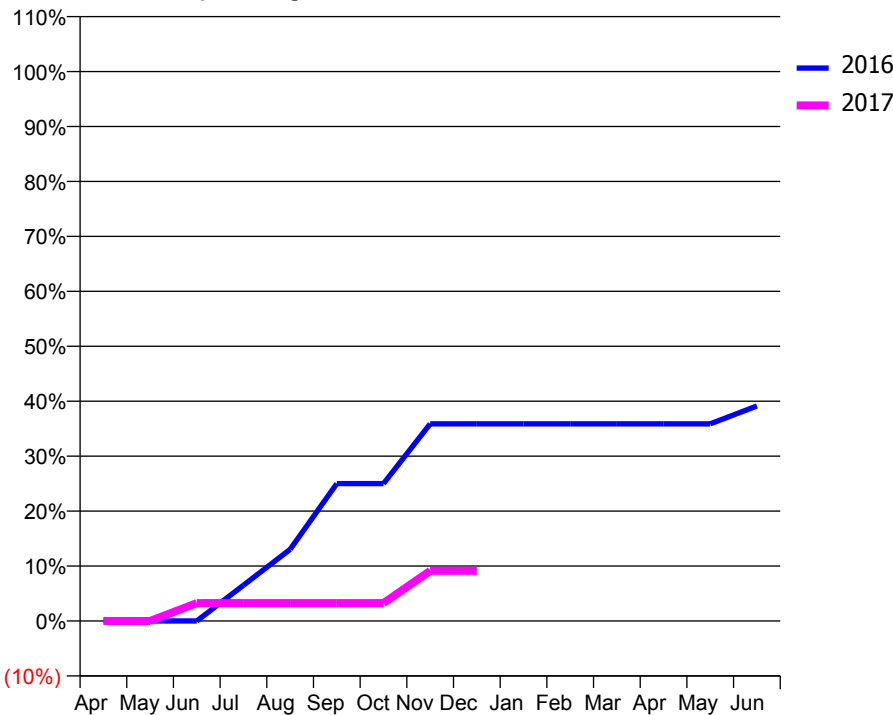
ACCESS*

Patients seen in 24 months	Total	Change since previous quarter
Quarter ending December 2015	51	
Quarter ending March 2016	45	↓
Quarter ending June 2016	37	↓
Quarter ending September 2016	34	↓
Quarter ending December 2016	29	↓
Variance since December 2015	(43.1%)	↓



ACTIVITY

Cumulative percentage of contracted UDA delivered 2016 & 2017



Month	Adjusted Scheduled Activity (UDA)	
	2016	2017
April	0	0
May	0	0
June	0	3
July	6	3
August	12	3
September	23	3
October	23	3
November	33	8
December	33	8
January	33	
February	33	
March	33	
April	33	
May	33	
June	36	

QUALITY

	Quantity	Base Number	Contract	AT	Region	England
% of FP17s for the same patient ID Re-attending within 3 months - Children	1	10	10.0%	10.5%	11.9%	12.4%
% of FP17s for the same patient ID Re-attending within 3 months - Adults	0	0	N/A	15.9%	16.5%	16.6%
% of FP17s for the same patient ID Re-attending between 3 & 9 months - Children	3	10	30.0%	58.4%	60.2%	57.5%
% of FP17s for the same patient ID Re-attending between 3 & 9 months - Adults	0	0	N/A	49.8%	52.0%	50.4%
% of FP17s for Band 1 Urgent Courses	2	8	25.0%	10.4%	9.5%	9.1%
% of FP17s Relating to Free Repair or Replacements	0	8	0.0%	0.9%	0.7%	0.8%
% of FP17s Relating to Continuations	0	8	0.0%	1.4%	1.2%	1.3%
% of Patients satisfied with the dentistry they have received	0	0	N/A	93.0%	92.9%	92.7%
% of Patients satisfied with the time they had to wait for an appointment	0	0	N/A	87.7%	88.8%	88.8%

* This is based on patients treated on this contract for their most recent course of treatment. Figures in italics indicate the base number of FP17s or Patient Questionnaire responses are less than 100. N/A is shown where the base number of responses is less than 10 during the period. % is calculated as Quantity/Base number*100

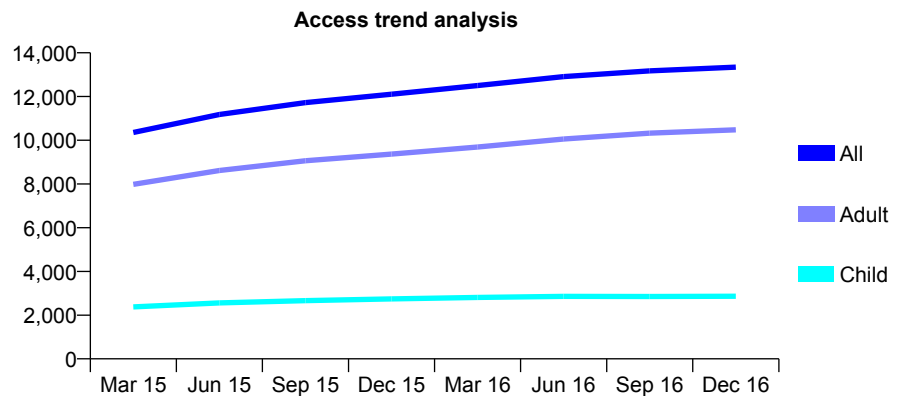
Q66 - Vital Signs At a Glance Contract Report for 762520/0001 - December 2016

Name or company name	MR AJ CURTIS
Contract type name	Pilot Contract
Purpose of contract	General and Orthodontic
Contract start date	01/09/2013
Contract end date	

16/17 Contracted general activity (UDA)	31,724
Carry forward general activity (UDA)	0
16/17 Contracted orthodontic activity (UOA)	1,000
Carry forward orthodontic activity (UOA)	0
Baseline contract value	£964,878.07

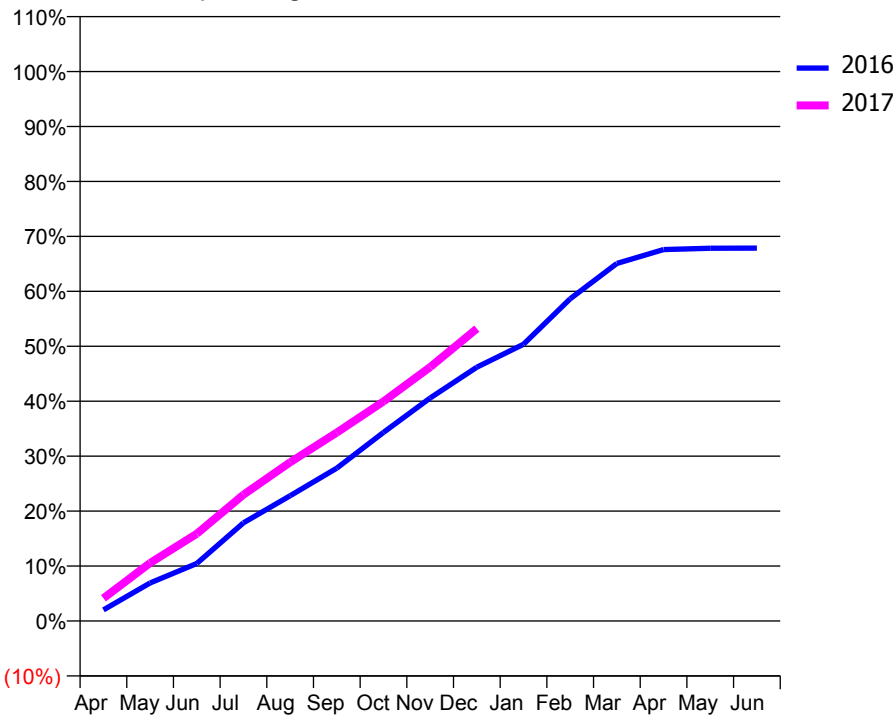
ACCESS*

Patients seen in 24 months	Total	Change since previous quarter
Quarter ending December 2015	12,104	
Quarter ending March 2016	12,503	↑
Quarter ending June 2016	12,909	↑
Quarter ending September 2016	13,173	↑
Quarter ending December 2016	13,345	→
Variance since December 2015	10.3%	↑



ACTIVITY

Cumulative percentage of contracted UDA delivered 2016 & 2017



Month	Adjusted Scheduled Activity (UDA)	
	2016	2017
April	639	1,316
May	2,197	3,349
June	3,324	5,041
July	5,670	7,293
August	7,236	9,166
September	8,825	10,885
October	10,893	12,674
November	12,876	14,662
December	14,654	16,876
January	15,977	
February	18,601	
March	20,646	
April	21,448	
May	21,521	
June	21,526	

QUALITY

	Quantity	Base Number	Contract	AT	Region	England
% of FP17s for the same patient ID Re-attending within 3 months - Children	203	2,449	8.3%	10.5%	11.9%	12.4%
% of FP17s for the same patient ID Re-attending within 3 months - Adults	1,617	8,841	18.3%	15.9%	16.5%	16.6%
% of FP17s for the same patient ID Re-attending between 3 & 9 months - Children	791	2,449	32.3%	58.4%	60.2%	57.5%
% of FP17s for the same patient ID Re-attending between 3 & 9 months - Adults	2,351	8,841	26.6%	49.8%	52.0%	50.4%
% of FP17s for Band 1 Urgent Courses	1,465	9,614	15.2%	10.4%	9.5%	9.1%
% of FP17s Relating to Free Repair or Replacements	94	9,614	1.0%	0.9%	0.7%	0.8%
% of FP17s Relating to Continuations	63	9,614	0.7%	1.4%	1.2%	1.3%
% of Patients satisfied with the dentistry they have received	10	11	90.9%	93.0%	92.9%	92.7%
% of Patients satisfied with the time they had to wait for an appointment	11	11	100.0%	87.7%	88.8%	88.8%

* This is based on patients treated on this contract for their most recent course of treatment. Figures in italics indicate the base number of FP17s or Patient Questionnaire responses are less than 100. N/A is shown where the base number of responses is less than 10 during the period. % is calculated as Quantity/Base number*100

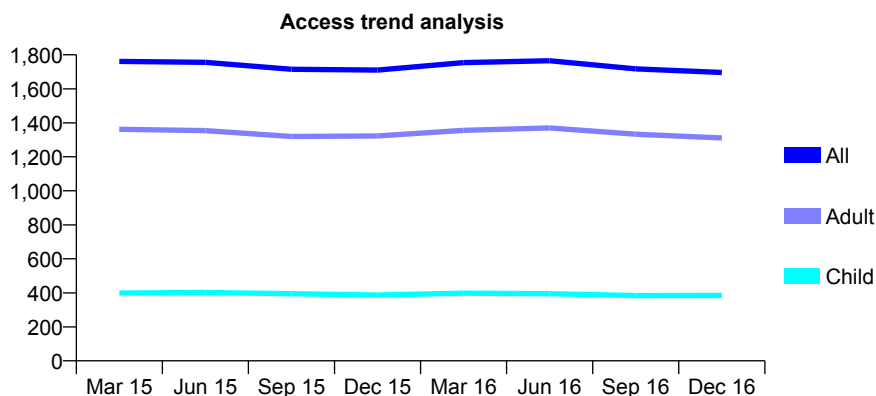
Q66 - Vital Signs At a Glance Contract Report for 763969/0001 - December 2016

Name or company name	MR V AVAKIAN
Contract type name	GDS Contract
Purpose of contract	General
Contract start date	01/04/2006
Contract end date	

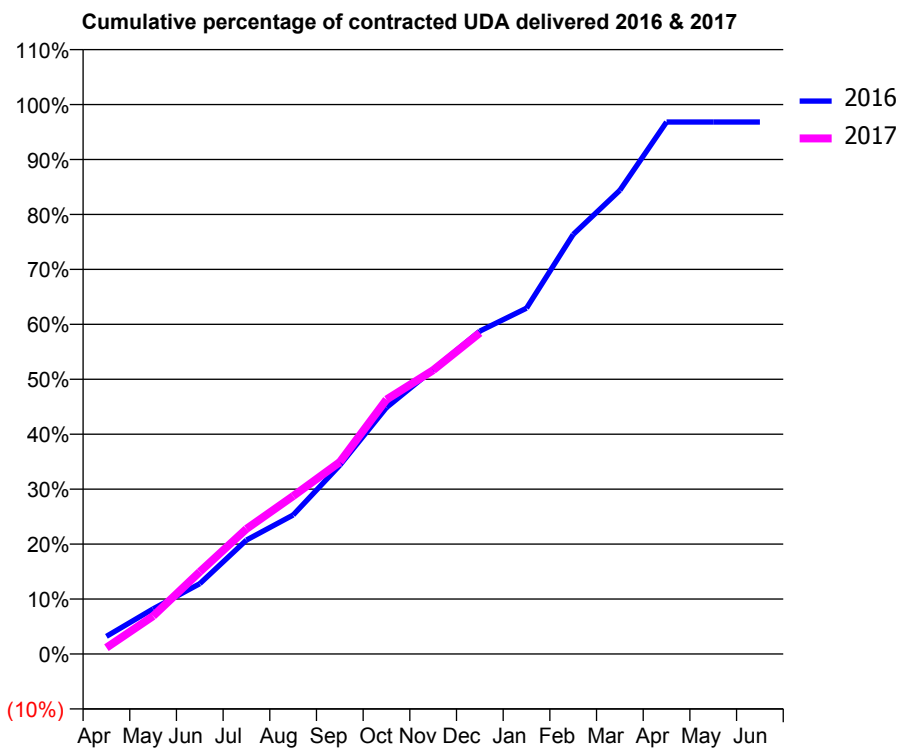
16/17 Contracted general activity (UDA)	6,526
Carry forward general activity (UDA)	207
16/17 Contracted orthodontic activity (UOA)	0
Carry forward orthodontic activity (UOA)	0
Baseline contract value	£160,178.96

ACCESS*

Patients seen in 24 months	Total	Change since previous quarter
Quarter ending December 2015	1,710	
Quarter ending March 2016	1,754	↑
Quarter ending June 2016	1,765	→
Quarter ending September 2016	1,717	↓
Quarter ending December 2016	1,696	↓
Variance since December 2015	(0.8%)	→



ACTIVITY



Month	Adjusted Scheduled Activity (UDA)	
	2016	2017
April	209	75
May	536	450
June	835	976
July	1,354	1,487
August	1,651	1,876
September	2,241	2,280
October	2,928	3,022
November	3,378	3,370
December	3,834	3,814
January	4,108	
February	4,983	
March	5,507	
April	6,319	
May	6,319	
June	6,319	

QUALITY

	Quantity	Base Number	Contract	AT	Region	England
% of FP17s for the same patient ID Re-attending within 3 months - Children	34	452	7.5%	10.5%	11.9%	12.4%
% of FP17s for the same patient ID Re-attending within 3 months - Adults	217	1,683	12.9%	15.9%	16.5%	16.6%
% of FP17s for the same patient ID Re-attending between 3 & 9 months - Children	328	452	72.6%	58.4%	60.2%	57.5%
% of FP17s for the same patient ID Re-attending between 3 & 9 months - Adults	1,161	1,683	69.0%	49.8%	52.0%	50.4%
% of FP17s for Band 1 Urgent Courses	98	1,842	5.3%	10.4%	9.5%	9.1%
% of FP17s Relating to Free Repair or Replacements	0	1,842	0.0%	0.9%	0.7%	0.8%
% of FP17s Relating to Continuations	32	1,842	1.7%	1.4%	1.2%	1.3%
% of Patients satisfied with the dentistry they have received	12	12	100.0%	93.0%	92.9%	92.7%
% of Patients satisfied with the time they had to wait for an appointment	10	12	83.3%	87.7%	88.8%	88.8%

* This is based on patients treated on this contract for their most recent course of treatment. Figures in italics indicate the base number of FP17s or Patient Questionnaire responses are less than 100. N/A is shown where the base number of responses is less than 10 during the period. % is calculated as Quantity/Base number*100

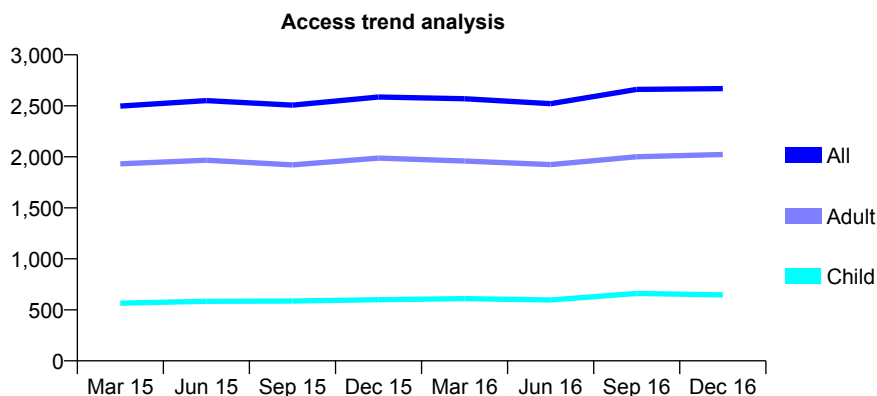
Q66 - Vital Signs At a Glance Contract Report for 789062/0001 - December 2016

Name or company name	MS E ZAJKOWSKA-STEPIEN
Contract type name	GDS Contract
Purpose of contract	General
Contract start date	01/02/2008
Contract end date	

16/17 Contracted general activity (UDA)	9,567
Carry forward general activity (UDA)	-191
16/17 Contracted orthodontic activity (UOA)	0
Carry forward orthodontic activity (UOA)	0
Baseline contract value	£243,157.34

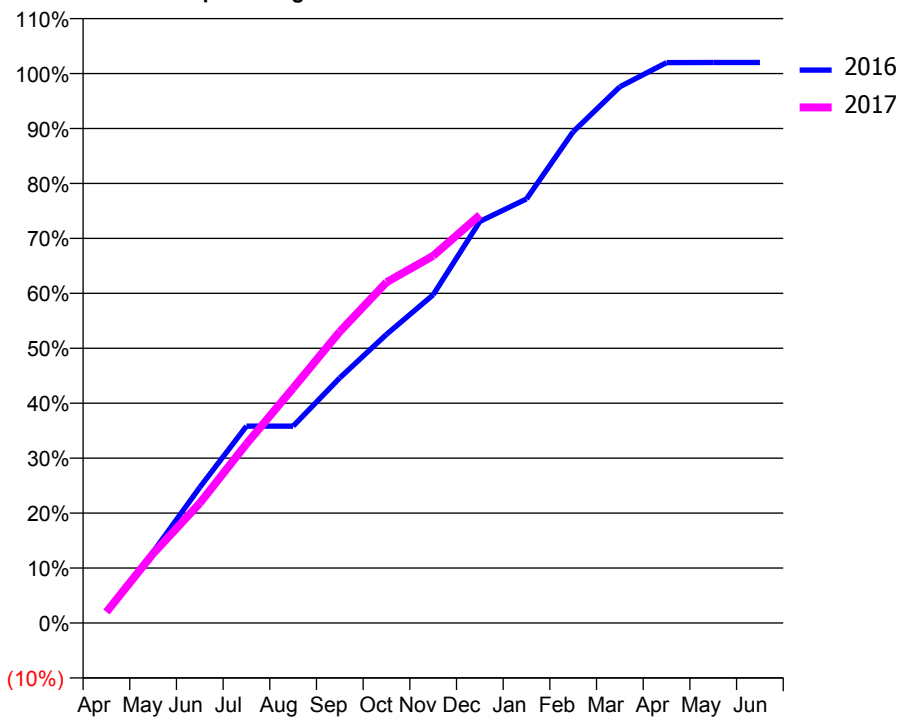
ACCESS*

Patients seen in 24 months	Total	Change since previous quarter
Quarter ending December 2015	2,586	
Quarter ending March 2016	2,569	→
Quarter ending June 2016	2,521	↓
Quarter ending September 2016	2,661	↑
Quarter ending December 2016	2,669	→
Variance since December 2015	3.2%	↑



ACTIVITY

Cumulative percentage of contracted UDA delivered 2016 & 2017



Adjusted Scheduled Activity (UDA)

Month	2016	2017
April	210	191
May	1,236	1,209
June	2,363	2,086
July	3,429	3,120
August	3,429	4,089
September	4,269	5,075
October	5,024	5,932
November	5,716	6,393
December	6,991	7,102
January	7,385	
February	8,554	
March	9,337	
April	9,756	
May	9,759	
June	9,759	

QUALITY

	Quantity	Base Number	Contract	AT	Region	England
% of FP17s for the same patient ID Re-attending within 3 months - Children	31	635	4.9%	10.5%	11.9%	12.4%
% of FP17s for the same patient ID Re-attending within 3 months - Adults	251	2,132	11.8%	15.9%	16.5%	16.6%
% of FP17s for the same patient ID Re-attending between 3 & 9 months - Children	323	635	50.9%	58.4%	60.2%	57.5%
% of FP17s for the same patient ID Re-attending between 3 & 9 months - Adults	1,234	2,132	57.9%	49.8%	52.0%	50.4%
% of FP17s for Band 1 Urgent Courses	147	2,634	5.6%	10.4%	9.5%	9.1%
% of FP17s Relating to Free Repair or Replacements	5	2,634	0.2%	0.9%	0.7%	0.8%
% of FP17s Relating to Continuations	29	2,634	1.1%	1.4%	1.2%	1.3%
% of Patients satisfied with the dentistry they have received	5	5	N/A	93.0%	92.9%	92.7%
% of Patients satisfied with the time they had to wait for an appointment	5	5	N/A	87.7%	88.8%	88.8%

* This is based on patients treated on this contract for their most recent course of treatment. Figures in italics indicate the base number of FP17s or Patient Questionnaire responses are less than 100. N/A is shown where the base number of responses is less than 10 during the period. % is calculated as Quantity/Base number*100

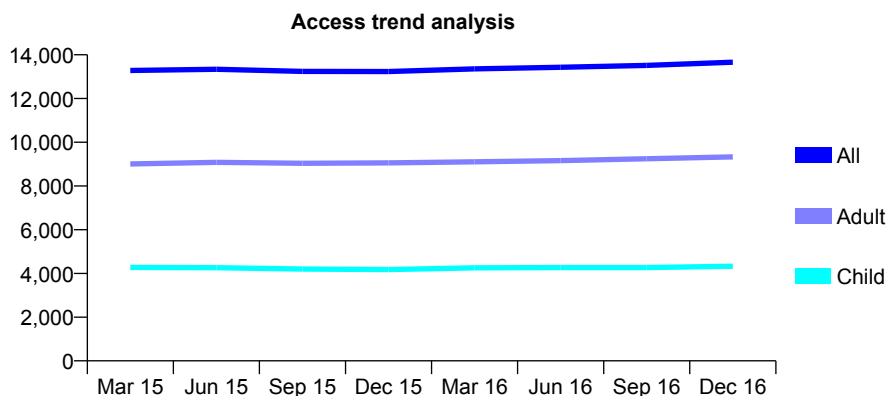
Q66 - Vital Signs At a Glance Contract Report for 801399/0001 - December 2016

Name or company name	MR R SMITH
Contract type name	GDS Contract
Purpose of contract	General
Contract start date	01/04/2006
Contract end date	

16/17 Contracted general activity (UDA)	36,500
Carry forward general activity (UDA)	0
16/17 Contracted orthodontic activity (UOA)	0
Carry forward orthodontic activity (UOA)	0
Baseline contract value	£846,816.80

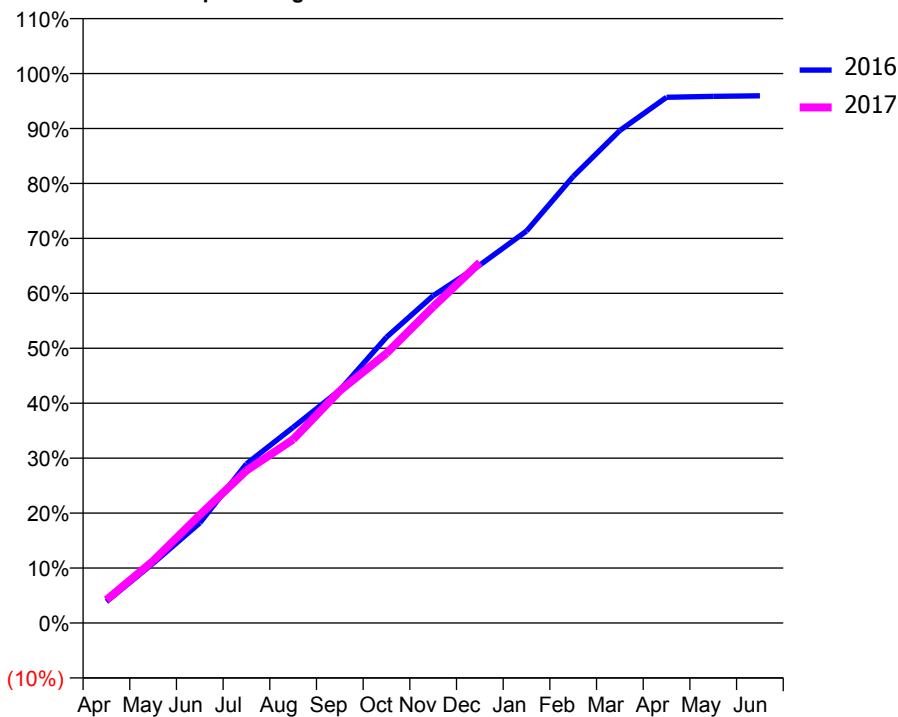
ACCESS*

Patients seen in 24 months	Total	Change since previous quarter
Quarter ending December 2015	13,234	
Quarter ending March 2016	13,358	→
Quarter ending June 2016	13,429	→
Quarter ending September 2016	13,512	→
Quarter ending December 2016	13,663	→
Variance since December 2015	3.2%	↑



ACTIVITY

Cumulative percentage of contracted UDA delivered 2016 & 2017



Month	Adjusted Scheduled Activity (UDA)	
	2016	2017
April	1,425	1,534
May	3,968	4,123
June	6,651	7,178
July	10,575	10,127
August	13,000	12,189
September	15,473	15,429
October	18,989	17,916
November	21,737	21,008
December	23,778	23,944
January	26,032	
February	29,660	
March	32,718	
April	34,922	
May	34,985	
June	35,015	

QUALITY

	Quantity	Base Number	Contract	AT	Region	England
% of FP17s for the same patient ID Re-attending within 3 months - Children	226	4,545	5.0%	10.5%	11.9%	12.4%
% of FP17s for the same patient ID Re-attending within 3 months - Adults	1,185	9,498	12.5%	15.9%	16.5%	16.6%
% of FP17s for the same patient ID Re-attending between 3 & 9 months - Children	2,496	4,545	54.9%	58.4%	60.2%	57.5%
% of FP17s for the same patient ID Re-attending between 3 & 9 months - Adults	5,169	9,498	54.4%	49.8%	52.0%	50.4%
% of FP17s for Band 1 Urgent Courses	902	12,831	7.0%	10.4%	9.5%	9.1%
% of FP17s Relating to Free Repair or Replacements	97	12,831	0.8%	0.9%	0.7%	0.8%
% of FP17s Relating to Continuations	142	12,831	1.1%	1.4%	1.2%	1.3%
% of Patients satisfied with the dentistry they have received	24	24	100.0%	93.0%	92.9%	92.7%
% of Patients satisfied with the time they had to wait for an appointment	24	24	100.0%	87.7%	88.8%	88.8%

* This is based on patients treated on this contract for their most recent course of treatment. Figures in italics indicate the base number of FP17s or Patient Questionnaire responses are less than 100. N/A is shown where the base number of responses is less than 10 during the period. % is calculated as Quantity/Base number*100

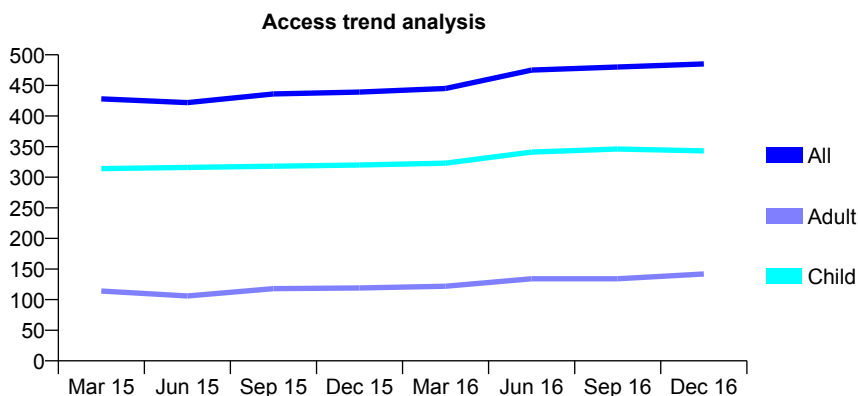
Q66 - Vital Signs At a Glance Contract Report for 801593/0001 - December 2016

Name or company name	MR P IRISH
Contract type name	GDS Contract
Purpose of contract	General
Contract start date	01/04/2006
Contract end date	

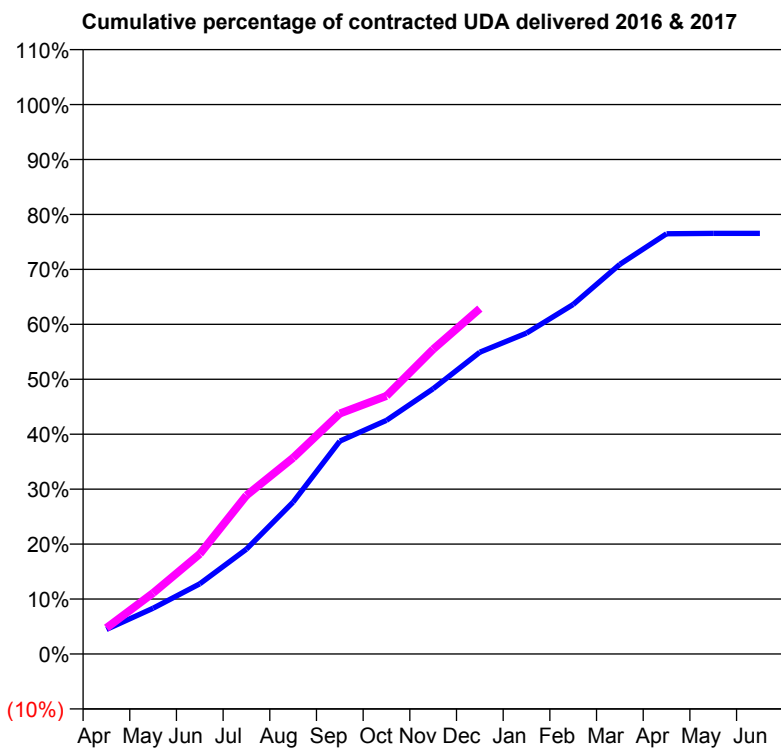
16/17 Contracted general activity (UDA)	1,450
Carry forward general activity (UDA)	0
16/17 Contracted orthodontic activity (UOA)	0
Carry forward orthodontic activity (UOA)	0
Baseline contract value	£38,900.88

ACCESS*

Patients seen in 24 months	Total	Change since previous quarter
Quarter ending December 2015	439	
Quarter ending March 2016	445	→
Quarter ending June 2016	475	↑
Quarter ending September 2016	480	→
Quarter ending December 2016	485	→
Variance since December 2015	10.5%	↑



ACTIVITY



Month	Adjusted Scheduled Activity (UDA)	
	2016	2017
April	65	69
May	121	161
June	185	264
July	277	418
August	401	518
September	562	635
October	617	681
November	700	804
December	796	912
January	847	
February	922	
March	1,028	
April	1,109	
May	1,110	
June	1,110	

QUALITY

	Quantity	Base Number	Contract	AT	Region	England
% of FP17s for the same patient ID Re-attending within 3 months - Children	66	431	15.3%	10.5%	11.9%	12.4%
% of FP17s for the same patient ID Re-attending within 3 months - Adults	46	140	32.9%	15.9%	16.5%	16.6%
% of FP17s for the same patient ID Re-attending between 3 & 9 months - Children	207	431	48.0%	58.4%	60.2%	57.5%
% of FP17s for the same patient ID Re-attending between 3 & 9 months - Adults	32	140	22.9%	49.8%	52.0%	50.4%
% of FP17s for Band 1 Urgent Courses	63	519	12.1%	10.4%	9.5%	9.1%
% of FP17s Relating to Free Repair or Replacements	0	519	0.0%	0.9%	0.7%	0.8%
% of FP17s Relating to Continuations	0	519	0.0%	1.4%	1.2%	1.3%
% of Patients satisfied with the dentistry they have received	1	1	N/A	93.0%	92.9%	92.7%
% of Patients satisfied with the time they had to wait for an appointment	1	1	N/A	87.7%	88.8%	88.8%

* This is based on patients treated on this contract for their most recent course of treatment. Figures in italics indicate the base number of FP17s or Patient Questionnaire responses are less than 100. N/A is shown where the base number of responses is less than 10 during the period. % is calculated as Quantity/Base number*100

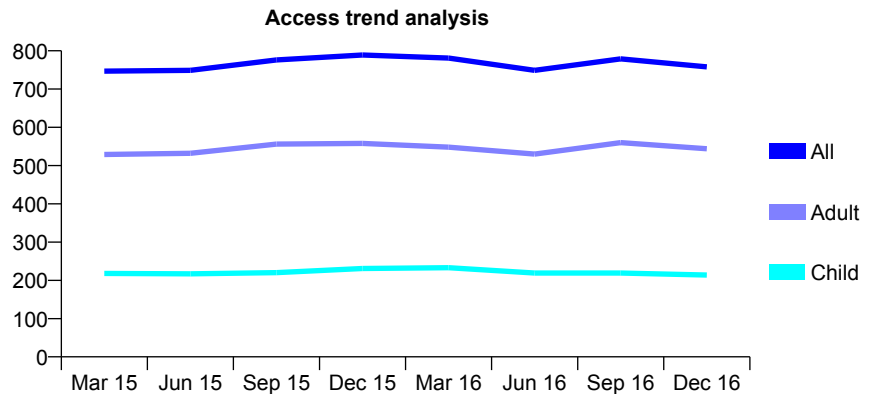
Q66 - Vital Signs At a Glance Contract Report for 809780/0002 - December 2016

Name or company name	MR MJ WINES
Contract type name	GDS Contract
Purpose of contract	General
Contract start date	01/02/2012
Contract end date	

16/17 Contracted general activity (UDA)	1,998
Carry forward general activity (UDA)	0
16/17 Contracted orthodontic activity (UOA)	0
Carry forward orthodontic activity (UOA)	0
Baseline contract value	£46,060.34

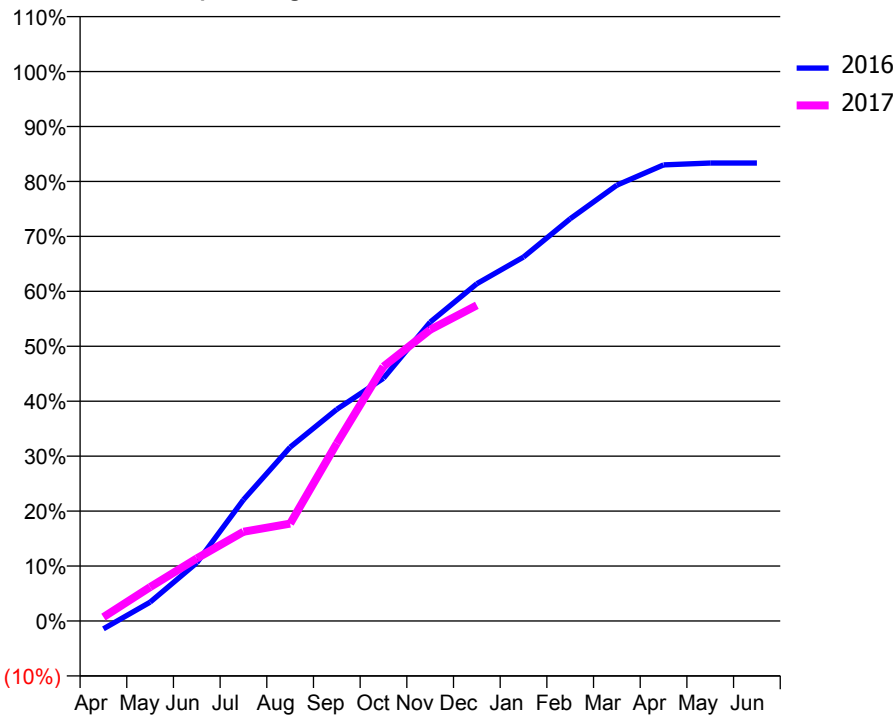
ACCESS*

Patients seen in 24 months	Total	Change since previous quarter
Quarter ending December 2015	789	
Quarter ending March 2016	781	↓
Quarter ending June 2016	749	↓
Quarter ending September 2016	779	↑
Quarter ending December 2016	758	↓
Variance since December 2015	(3.9%)	↓



ACTIVITY

Cumulative percentage of contracted UDA delivered 2016 & 2017



Month	Adjusted Scheduled Activity (UDA)	
	2016	2017
April	-29	14
May	69	123
June	212	227
July	441	325
August	632	354
September	770	646
October	883	925
November	1,087	1,059
December	1,227	1,148
January	1,323	
February	1,463	
March	1,585	
April	1,658	
May	1,665	
June	1,665	

QUALITY

	Quantity	Base Number	Contract	AT	Region	England
% of FP17s for the same patient ID Re-attending within 3 months - Children	14	249	5.6%	10.5%	11.9%	12.4%
% of FP17s for the same patient ID Re-attending within 3 months - Adults	83	600	13.8%	15.9%	16.5%	16.6%
% of FP17s for the same patient ID Re-attending between 3 & 9 months - Children	163	249	65.5%	58.4%	60.2%	57.5%
% of FP17s for the same patient ID Re-attending between 3 & 9 months - Adults	345	600	57.5%	49.8%	52.0%	50.4%
% of FP17s for Band 1 Urgent Courses	74	780	9.5%	10.4%	9.5%	9.1%
% of FP17s Relating to Free Repair or Replacements	7	780	0.9%	0.9%	0.7%	0.8%
% of FP17s Relating to Continuations	5	780	0.6%	1.4%	1.2%	1.3%
% of Patients satisfied with the dentistry they have received	1	1	N/A	93.0%	92.9%	92.7%
% of Patients satisfied with the time they had to wait for an appointment	1	1	N/A	87.7%	88.8%	88.8%

* This is based on patients treated on this contract for their most recent course of treatment. Figures in italics indicate the base number of FP17s or Patient Questionnaire responses are less than 100. N/A is shown where the base number of responses is less than 10 during the period. % is calculated as Quantity/Base number*100

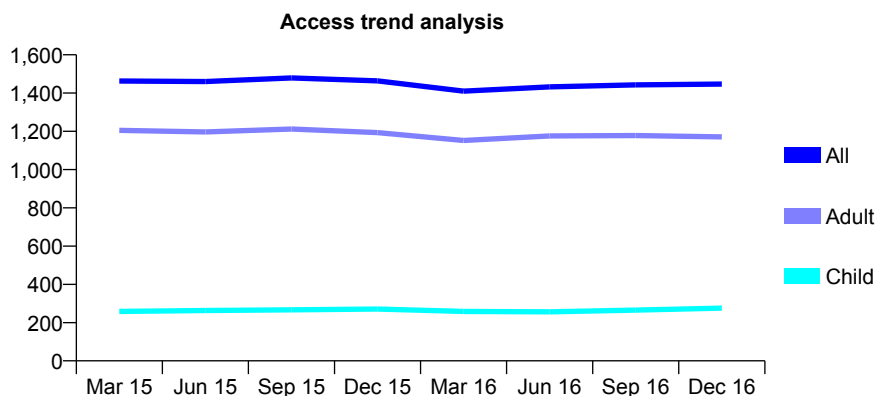
Q66 - Vital Signs At a Glance Contract Report for 810452/0001 - December 2016

Name or company name	MISS AR MACHIN
Contract type name	GDS Contract
Purpose of contract	General
Contract start date	01/04/2006
Contract end date	

16/17 Contracted general activity (UDA)	4,490
Carry forward general activity (UDA)	0
16/17 Contracted orthodontic activity (UOA)	0
Carry forward orthodontic activity (UOA)	0
Baseline contract value	£119,466.86

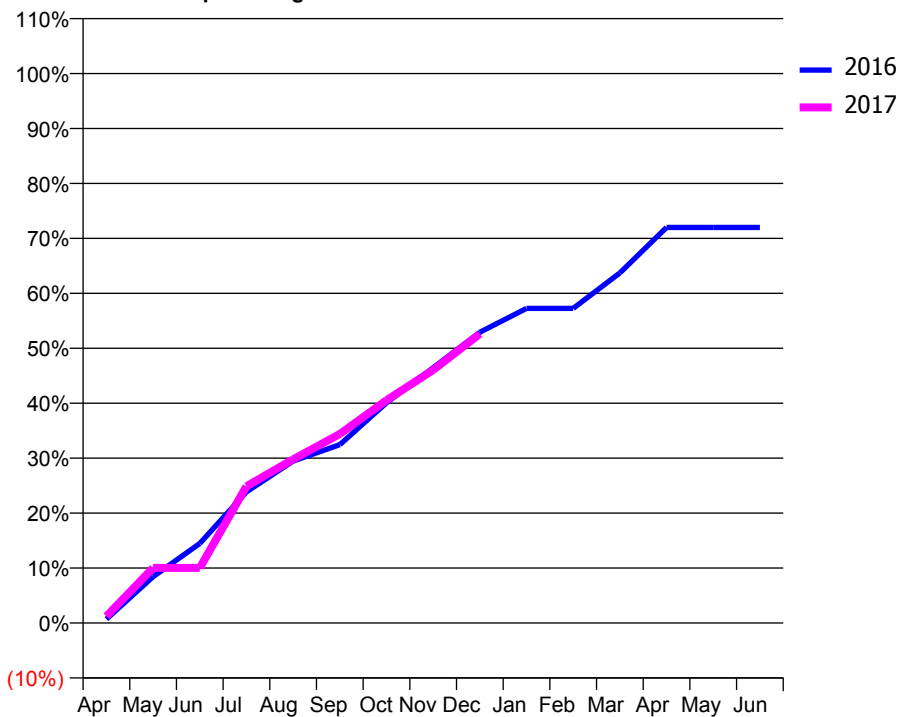
ACCESS*

Patients seen in 24 months	Total	Change since previous quarter
Quarter ending December 2015	1,464	
Quarter ending March 2016	1,410	↓
Quarter ending June 2016	1,432	→
Quarter ending September 2016	1,443	→
Quarter ending December 2016	1,447	→
Variance since December 2015	(1.2%)	↓



ACTIVITY

Cumulative percentage of contracted UDA delivered 2016 & 2017



Month	Adjusted Scheduled Activity (UDA)	
	2016	2017
April	32	55
May	379	450
June	650	450
July	1,071	1,118
August	1,324	1,338
September	1,457	1,544
October	1,799	1,820
November	2,086	2,068
December	2,375	2,363
January	2,570	
February	2,570	
March	2,861	
April	3,233	
May	3,233	
June	3,233	

QUALITY

	Quantity	Base Number	Contract	AT	Region	England
% of FP17s for the same patient ID Re-attending within 3 months - Children	10	312	3.2%	10.5%	11.9%	12.4%
% of FP17s for the same patient ID Re-attending within 3 months - Adults	89	1,002	8.9%	15.9%	16.5%	16.6%
% of FP17s for the same patient ID Re-attending between 3 & 9 months - Children	181	312	58.0%	58.4%	60.2%	57.5%
% of FP17s for the same patient ID Re-attending between 3 & 9 months - Adults	340	1,002	33.9%	49.8%	52.0%	50.4%
% of FP17s for Band 1 Urgent Courses	59	1,140	5.2%	10.4%	9.5%	9.1%
% of FP17s Relating to Free Repair or Replacements	0	1,140	0.0%	0.9%	0.7%	0.8%
% of FP17s Relating to Continuations	6	1,140	0.5%	1.4%	1.2%	1.3%
% of Patients satisfied with the dentistry they have received	1	2	N/A	93.0%	92.9%	92.7%
% of Patients satisfied with the time they had to wait for an appointment	2	2	N/A	87.7%	88.8%	88.8%

* This is based on patients treated on this contract for their most recent course of treatment. Figures in italics indicate the base number of FP17s or Patient Questionnaire responses are less than 100. N/A is shown where the base number of responses is less than 10 during the period. % is calculated as Quantity/Base number*100

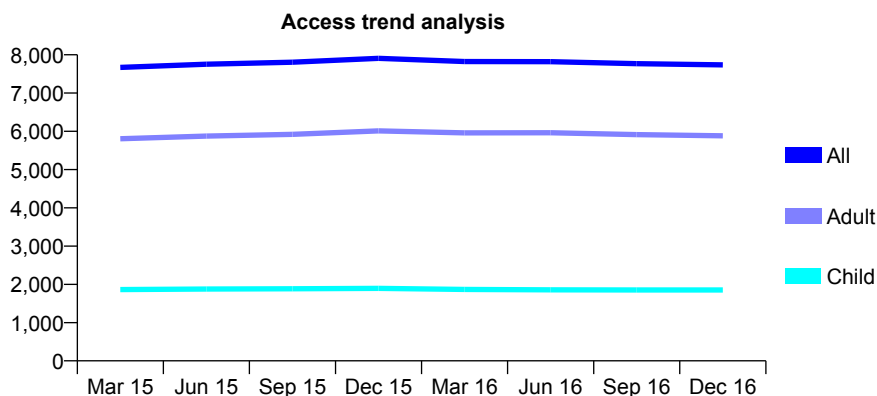
Q66 - Vital Signs At a Glance Contract Report for 810916/0001 - December 2016

Name or company name	Mark Cusack-Leggett and Mandhir Bains
Contract type name	GDS Contract
Purpose of contract	General
Contract start date	01/04/2006
Contract end date	

16/17 Contracted general activity (UDA)	27,129
Carry forward general activity (UDA)	359
16/17 Contracted orthodontic activity (UOA)	0
Carry forward orthodontic activity (UOA)	0
Baseline contract value	£779,517.09

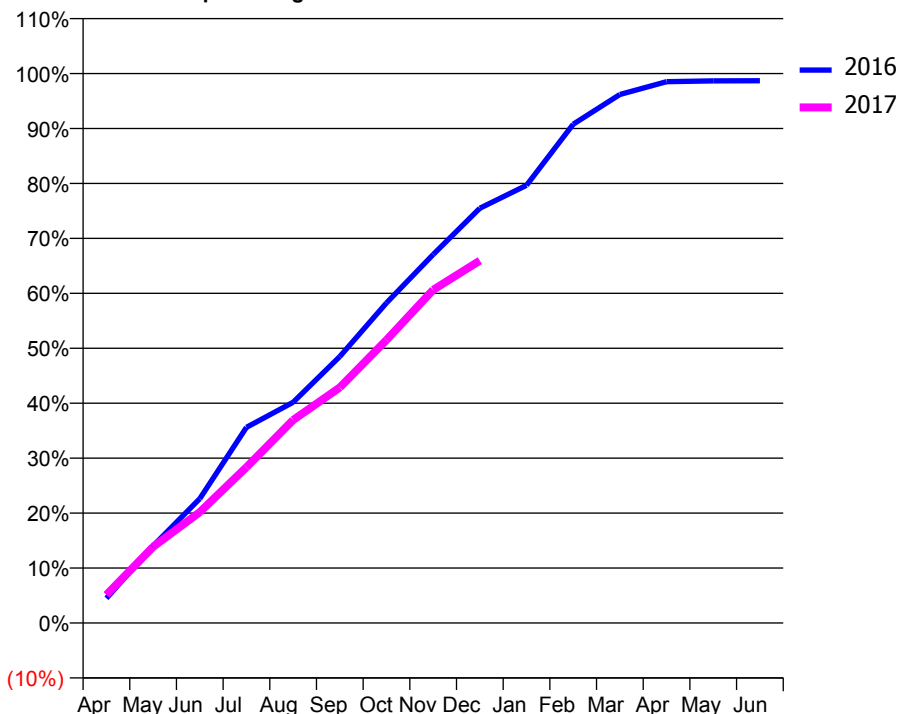
ACCESS*

Patients seen in 24 months	Total	Change since previous quarter
Quarter ending December 2015	7,907	
Quarter ending March 2016	7,824	↓
Quarter ending June 2016	7,820	→
Quarter ending September 2016	7,767	→
Quarter ending December 2016	7,736	→
Variance since December 2015	(2.2%)	↓



ACTIVITY

Cumulative percentage of contracted UDA delivered 2016 & 2017



Adjusted Scheduled Activity (UDA)

Month	2016	2017
April	1,224	1,393
May	3,807	3,760
June	6,137	5,472
July	9,661	7,694
August	10,900	10,021
September	13,159	11,628
October	15,806	13,972
November	18,196	16,448
December	20,478	17,892
January	21,610	
February	24,625	
March	26,096	
April	26,728	
May	26,764	
June	26,770	

QUALITY

	Quantity	Base Number	Contract	AT	Region	England
% of FP17s for the same patient ID Re-attending within 3 months - Children	301	2,449	12.3%	10.5%	11.9%	12.4%
% of FP17s for the same patient ID Re-attending within 3 months - Adults	992	6,770	14.7%	15.9%	16.5%	16.6%
% of FP17s for the same patient ID Re-attending between 3 & 9 months - Children	1,464	2,449	59.8%	58.4%	60.2%	57.5%
% of FP17s for the same patient ID Re-attending between 3 & 9 months - Adults	4,181	6,770	61.8%	49.8%	52.0%	50.4%
% of FP17s for Band 1 Urgent Courses	457	8,867	5.2%	10.4%	9.5%	9.1%
% of FP17s Relating to Free Repair or Replacements	103	8,867	1.2%	0.9%	0.7%	0.8%
% of FP17s Relating to Continuations	92	8,867	1.0%	1.4%	1.2%	1.3%
% of Patients satisfied with the dentistry they have received	21	25	84.0%	93.0%	92.9%	92.7%
% of Patients satisfied with the time they had to wait for an appointment	24	25	96.0%	87.7%	88.8%	88.8%

* This is based on patients treated on this contract for their most recent course of treatment. Figures in italics indicate the base number of FP17s or Patient Questionnaire responses are less than 100. N/A is shown where the base number of responses is less than 10 during the period. % is calculated as Quantity/Base number*100

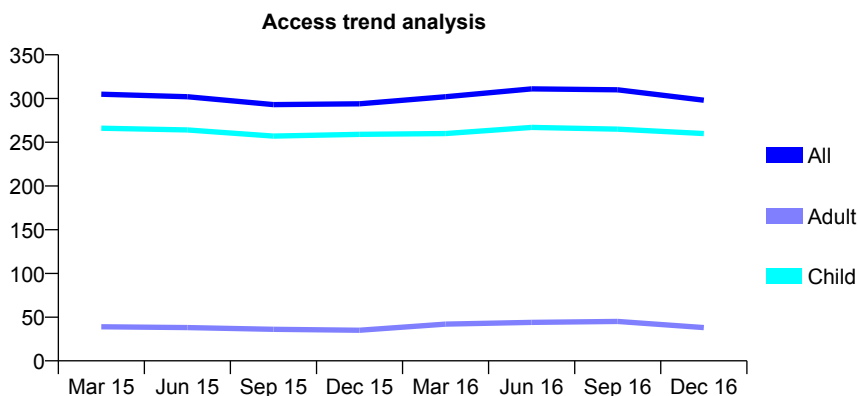
Q66 - Vital Signs At a Glance Contract Report for 814466/0001 - December 2016

Name or company name	MISS KA PEARTON
Contract type name	GDS Contract
Purpose of contract	General
Contract start date	01/04/2006
Contract end date	

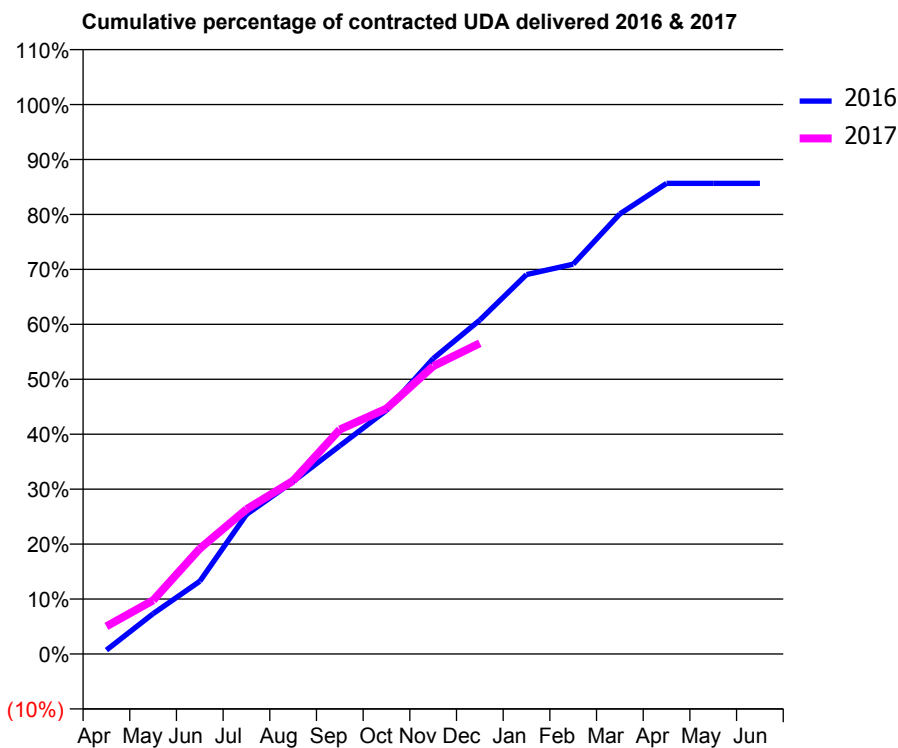
16/17 Contracted general activity (UDA)	700
Carry forward general activity (UDA)	0
16/17 Contracted orthodontic activity (UOA)	0
Carry forward orthodontic activity (UOA)	0
Baseline contract value	£17,146.39

ACCESS*

Patients seen in 24 months	Total	Change since previous quarter
Quarter ending December 2015	294	
Quarter ending March 2016	302	↑
Quarter ending June 2016	311	↑
Quarter ending September 2016	310	→
Quarter ending December 2016	298	↓
Variance since December 2015	1.4%	→



ACTIVITY



Month	Adjusted Scheduled Activity (UDA)	
	2016	2017
April	5	35
May	51	68
June	93	134
July	178	184
August	220	221
September	265	286
October	310	313
November	376	367
December	425	396
January	483	
February	497	
March	561	
April	600	
May	600	
June	600	

QUALITY

	Quantity	Base Number	Contract	AT	Region	England
% of FP17s for the same patient ID Re-attending within 3 months - Children	28	348	8.0%	10.5%	11.9%	12.4%
% of FP17s for the same patient ID Re-attending within 3 months - Adults	0	0	N/A	15.9%	16.5%	16.6%
% of FP17s for the same patient ID Re-attending between 3 & 9 months - Children	259	348	74.4%	58.4%	60.2%	57.5%
% of FP17s for the same patient ID Re-attending between 3 & 9 months - Adults	0	0	N/A	49.8%	52.0%	50.4%
% of FP17s for Band 1 Urgent Courses	14	321	4.4%	10.4%	9.5%	9.1%
% of FP17s Relating to Free Repair or Replacements	0	321	0.0%	0.9%	0.7%	0.8%
% of FP17s Relating to Continuations	0	321	0.0%	1.4%	1.2%	1.3%
% of Patients satisfied with the dentistry they have received	0	0	N/A	93.0%	92.9%	92.7%
% of Patients satisfied with the time they had to wait for an appointment	0	0	N/A	87.7%	88.8%	88.8%

* This is based on patients treated on this contract for their most recent course of treatment. Figures in italics indicate the base number of FP17s or Patient Questionnaire responses are less than 100. N/A is shown where the base number of responses is less than 10 during the period. % is calculated as Quantity/Base number*100

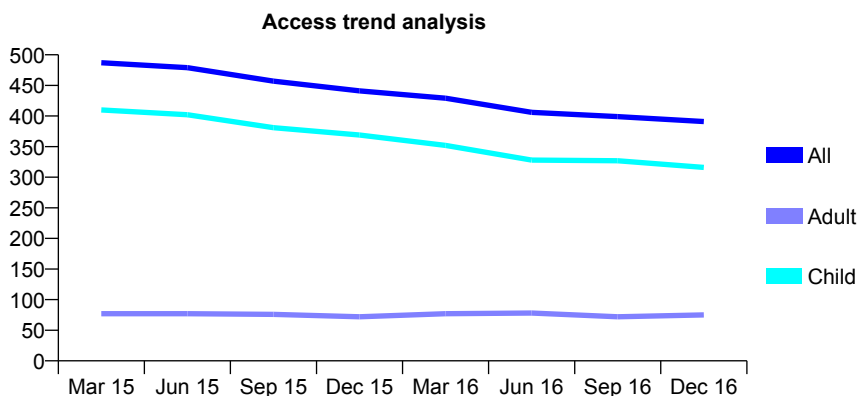
Q66 - Vital Signs At a Glance Contract Report for 817503/0001 - December 2016

Name or company name	MISS JE DOYLE
Contract type name	GDS Contract
Purpose of contract	General
Contract start date	01/04/2006
Contract end date	

16/17 Contracted general activity (UDA)	803
Carry forward general activity (UDA)	-16
16/17 Contracted orthodontic activity (UOA)	0
Carry forward orthodontic activity (UOA)	0
Baseline contract value	£18,222.41

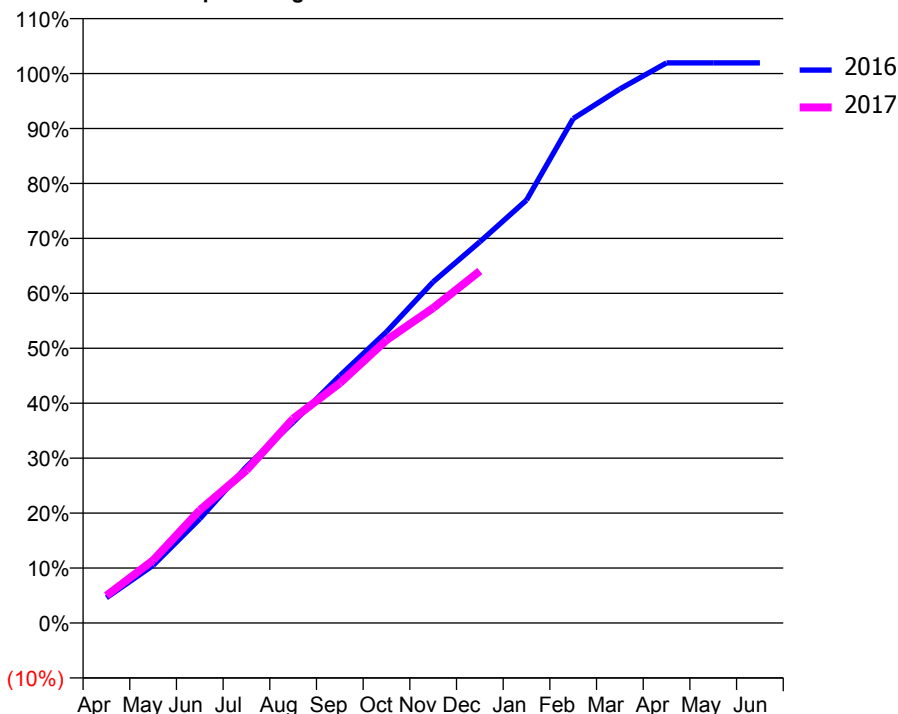
ACCESS*

Patients seen in 24 months	Total	Change since previous quarter
Quarter ending December 2015	441	
Quarter ending March 2016	429	↓
Quarter ending June 2016	406	↓
Quarter ending September 2016	399	↓
Quarter ending December 2016	391	↓
Variance since December 2015	(11.3%)	↓



ACTIVITY

Cumulative percentage of contracted UDA delivered 2016 & 2017



Month	Adjusted Scheduled Activity (UDA)	
	2016	2017
April	37	40
May	84	92
June	152	165
July	228	223
August	293	299
September	361	350
October	425	413
November	499	460
December	557	514
January	618	
February	737	
March	780	
April	819	
May	819	
June	819	

QUALITY

	Quantity	Base Number	Contract	AT	Region	England
% of FP17s for the same patient ID Re-attending within 3 months - Children	19	384	4.9%	10.5%	11.9%	12.4%
% of FP17s for the same patient ID Re-attending within 3 months - Adults	1	21	4.8%	15.9%	16.5%	16.6%
% of FP17s for the same patient ID Re-attending between 3 & 9 months - Children	279	384	72.7%	58.4%	60.2%	57.5%
% of FP17s for the same patient ID Re-attending between 3 & 9 months - Adults	11	21	52.4%	49.8%	52.0%	50.4%
% of FP17s for Band 1 Urgent Courses	12	379	3.2%	10.4%	9.5%	9.1%
% of FP17s Relating to Free Repair or Replacements	0	379	0.0%	0.9%	0.7%	0.8%
% of FP17s Relating to Continuations	0	379	0.0%	1.4%	1.2%	1.3%
% of Patients satisfied with the dentistry they have received	0	0	N/A	93.0%	92.9%	92.7%
% of Patients satisfied with the time they had to wait for an appointment	0	0	N/A	87.7%	88.8%	88.8%

* This is based on patients treated on this contract for their most recent course of treatment. Figures in italics indicate the base number of FP17s or Patient Questionnaire responses are less than 100. N/A is shown where the base number of responses is less than 10 during the period. % is calculated as Quantity/Base number*100

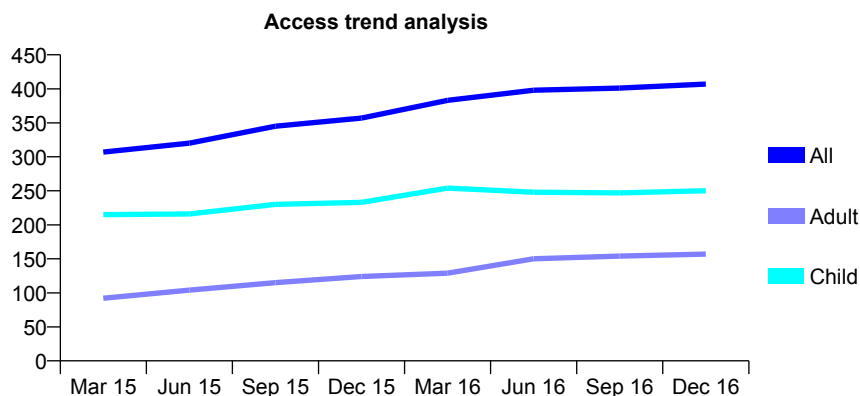
Q66 - Vital Signs At a Glance Contract Report for 817694/0001 - December 2016

Name or company name	MISS BJ SIMPSON
Contract type name	GDS Contract
Purpose of contract	General
Contract start date	01/04/2006
Contract end date	

16/17 Contracted general activity (UDA)	800
Carry forward general activity (UDA)	19
16/17 Contracted orthodontic activity (UOA)	0
Carry forward orthodontic activity (UOA)	0
Baseline contract value	£18,907.94

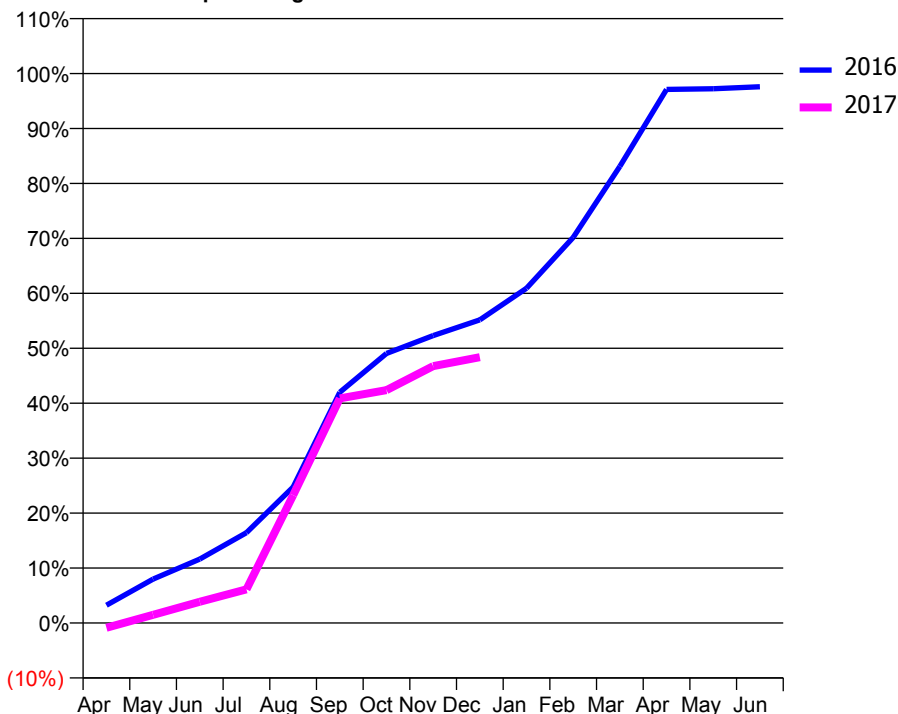
ACCESS*

Patients seen in 24 months	Total	Change since previous quarter
Quarter ending December 2015	357	
Quarter ending March 2016	383	↑
Quarter ending June 2016	398	↑
Quarter ending September 2016	401	→
Quarter ending December 2016	407	→
Variance since December 2015	14.0%	↑



ACTIVITY

Cumulative percentage of contracted UDA delivered 2016 & 2017



Month	Adjusted Scheduled Activity (UDA)	
	2016	2017
April	26	-7
May	64	12
June	93	31
July	132	49
August	198	186
September	336	327
October	392	339
November	418	374
December	441	387
January	487	
February	561	
March	665	
April	777	
May	778	
June	781	

QUALITY

	Quantity	Base Number	Contract	AT	Region	England
% of FP17s for the same patient ID Re-attending within 3 months - Children	9	330	2.7%	10.5%	11.9%	12.4%
% of FP17s for the same patient ID Re-attending within 3 months - Adults	1	69	1.4%	15.9%	16.5%	16.6%
% of FP17s for the same patient ID Re-attending between 3 & 9 months - Children	264	330	80.0%	58.4%	60.2%	57.5%
% of FP17s for the same patient ID Re-attending between 3 & 9 months - Adults	31	69	44.9%	49.8%	52.0%	50.4%
% of FP17s for Band 1 Urgent Courses	0	313	0.0%	10.4%	9.5%	9.1%
% of FP17s Relating to Free Repair or Replacements	0	313	0.0%	0.9%	0.7%	0.8%
% of FP17s Relating to Continuations	0	313	0.0%	1.4%	1.2%	1.3%
% of Patients satisfied with the dentistry they have received	1	2	N/A	93.0%	92.9%	92.7%
% of Patients satisfied with the time they had to wait for an appointment	2	2	N/A	87.7%	88.8%	88.8%

* This is based on patients treated on this contract for their most recent course of treatment. Figures in italics indicate the base number of FP17s or Patient Questionnaire responses are less than 100. N/A is shown where the base number of responses is less than 10 during the period. % is calculated as Quantity/Base number*100

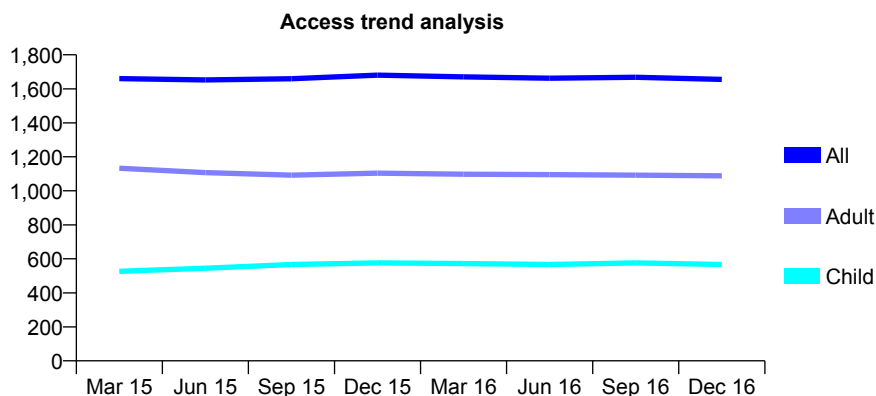
Q66 - Vital Signs At a Glance Contract Report for 824119/0001 - December 2016

Name or company name	MR NA HARRIS
Contract type name	GDS Contract
Purpose of contract	General
Contract start date	01/04/2006
Contract end date	

16/17 Contracted general activity (UDA)	5,038
Carry forward general activity (UDA)	0
16/17 Contracted orthodontic activity (UOA)	0
Carry forward orthodontic activity (UOA)	0
Baseline contract value	£110,498.39

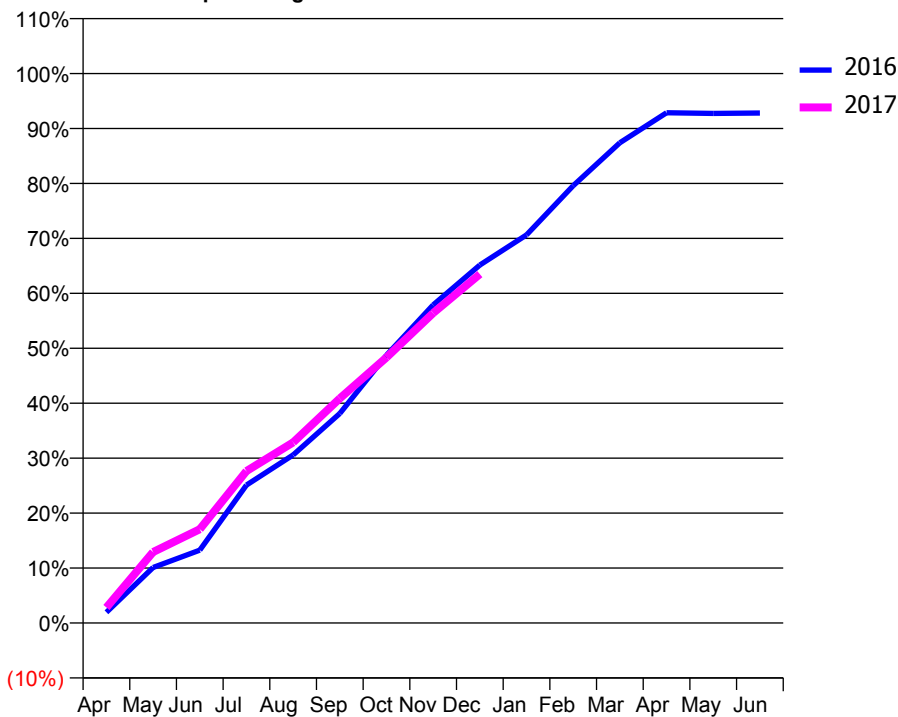
ACCESS*

Patients seen in 24 months	Total	Change since previous quarter
Quarter ending December 2015	1,680	
Quarter ending March 2016	1,670	→
Quarter ending June 2016	1,662	→
Quarter ending September 2016	1,668	→
Quarter ending December 2016	1,655	→
Variance since December 2015	(1.5%)	↓



ACTIVITY

Cumulative percentage of contracted UDA delivered 2016 & 2017



Month	Adjusted Scheduled Activity (UDA)	
	2016	2017
April	99	143
May	509	652
June	668	860
July	1,265	1,393
August	1,542	1,656
September	1,921	2,060
October	2,455	2,435
November	2,916	2,842
December	3,281	3,199
January	3,559	
February	4,010	
March	4,403	
April	4,678	
May	4,672	
June	4,676	

QUALITY

	Quantity	Base Number	Contract	AT	Region	England
% of FP17s for the same patient ID Re-attending within 3 months - Children	57	757	7.5%	10.5%	11.9%	12.4%
% of FP17s for the same patient ID Re-attending within 3 months - Adults	160	1,416	11.3%	15.9%	16.5%	16.6%
% of FP17s for the same patient ID Re-attending between 3 & 9 months - Children	548	757	72.4%	58.4%	60.2%	57.5%
% of FP17s for the same patient ID Re-attending between 3 & 9 months - Adults	1,067	1,416	75.4%	49.8%	52.0%	50.4%
% of FP17s for Band 1 Urgent Courses	135	2,000	6.8%	10.4%	9.5%	9.1%
% of FP17s Relating to Free Repair or Replacements	5	2,000	0.3%	0.9%	0.7%	0.8%
% of FP17s Relating to Continuations	1	2,000	0.1%	1.4%	1.2%	1.3%
% of Patients satisfied with the dentistry they have received	6	7	N/A	93.0%	92.9%	92.7%
% of Patients satisfied with the time they had to wait for an appointment	7	7	N/A	87.7%	88.8%	88.8%

* This is based on patients treated on this contract for their most recent course of treatment. Figures in italics indicate the base number of FP17s or Patient Questionnaire responses are less than 100. N/A is shown where the base number of responses is less than 10 during the period. % is calculated as Quantity/Base number*100

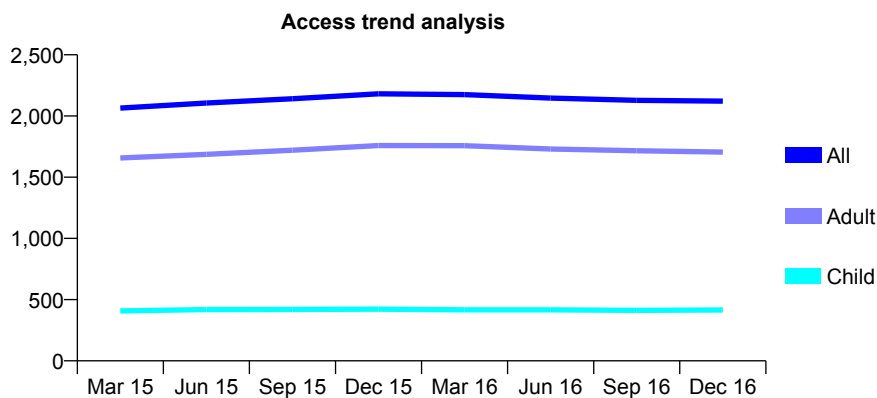
Q66 - Vital Signs At a Glance Contract Report for 830860/0001 - December 2016

Name or company name	Simon Channing and Sally Button
Contract type name	GDS Contract
Purpose of contract	General
Contract start date	01/08/2009
Contract end date	

16/17 Contracted general activity (UDA)	7,000
Carry forward general activity (UDA)	-95
16/17 Contracted orthodontic activity (UOA)	0
Carry forward orthodontic activity (UOA)	0
Baseline contract value	£207,845.76

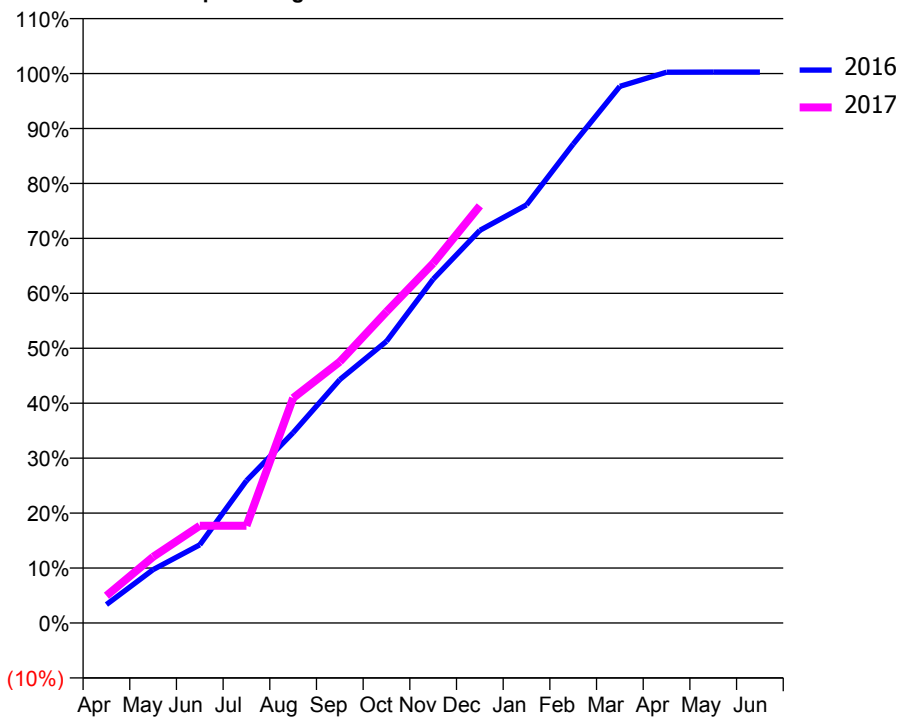
ACCESS*

Patients seen in 24 months	Total	Change since previous quarter
Quarter ending December 2015	2,181	
Quarter ending March 2016	2,175	→
Quarter ending June 2016	2,147	↓
Quarter ending September 2016	2,128	→
Quarter ending December 2016	2,121	→
Variance since December 2015	(2.8%)	↓



ACTIVITY

Cumulative percentage of contracted UDA delivered 2016 & 2017



Month	Adjusted Scheduled Activity (UDA)	
	2016	2017
April	235	348
May	681	844
June	997	1,239
July	1,814	1,239
August	2,425	2,866
September	3,100	3,328
October	3,588	3,965
November	4,380	4,582
December	5,001	5,314
January	5,326	
February	6,101	
March	6,837	
April	7,017	
May	7,018	
June	7,018	

QUALITY

	Quantity	Base Number	Contract	AT	Region	England
% of FP17s for the same patient ID Re-attending within 3 months - Children	48	530	9.1%	10.5%	11.9%	12.4%
% of FP17s for the same patient ID Re-attending within 3 months - Adults	524	2,240	23.4%	15.9%	16.5%	16.6%
% of FP17s for the same patient ID Re-attending between 3 & 9 months - Children	360	530	67.9%	58.4%	60.2%	57.5%
% of FP17s for the same patient ID Re-attending between 3 & 9 months - Adults	1,294	2,240	57.8%	49.8%	52.0%	50.4%
% of FP17s for Band 1 Urgent Courses	269	2,684	10.0%	10.4%	9.5%	9.1%
% of FP17s Relating to Free Repair or Replacements	26	2,684	1.0%	0.9%	0.7%	0.8%
% of FP17s Relating to Continuations	49	2,684	1.8%	1.4%	1.2%	1.3%
% of Patients satisfied with the dentistry they have received	6	6	N/A	93.0%	92.9%	92.7%
% of Patients satisfied with the time they had to wait for an appointment	6	6	N/A	87.7%	88.8%	88.8%

* This is based on patients treated on this contract for their most recent course of treatment. Figures in italics indicate the base number of FP17s or Patient Questionnaire responses are less than 100. N/A is shown where the base number of responses is less than 10 during the period. % is calculated as Quantity/Base number*100

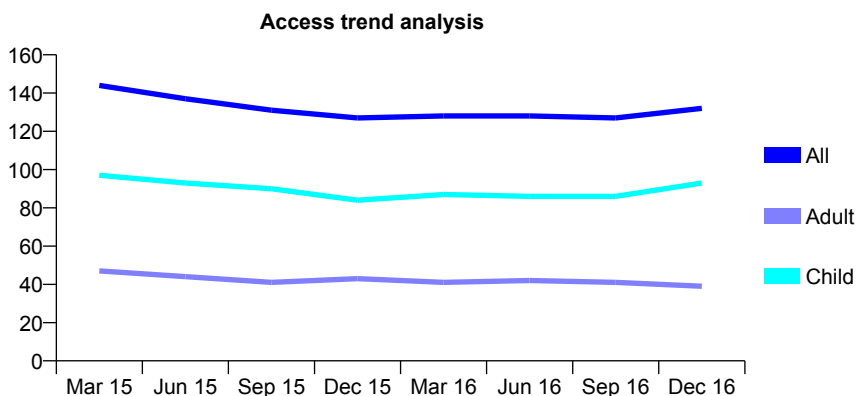
Q66 - Vital Signs At a Glance Contract Report for 831689/0001 - December 2016

Name or company name	MR JN TERRY
Contract type name	GDS Contract
Purpose of contract	General
Contract start date	01/04/2006
Contract end date	

16/17 Contracted general activity (UDA)	300
Carry forward general activity (UDA)	0
16/17 Contracted orthodontic activity (UOA)	0
Carry forward orthodontic activity (UOA)	0
Baseline contract value	£7,008.81

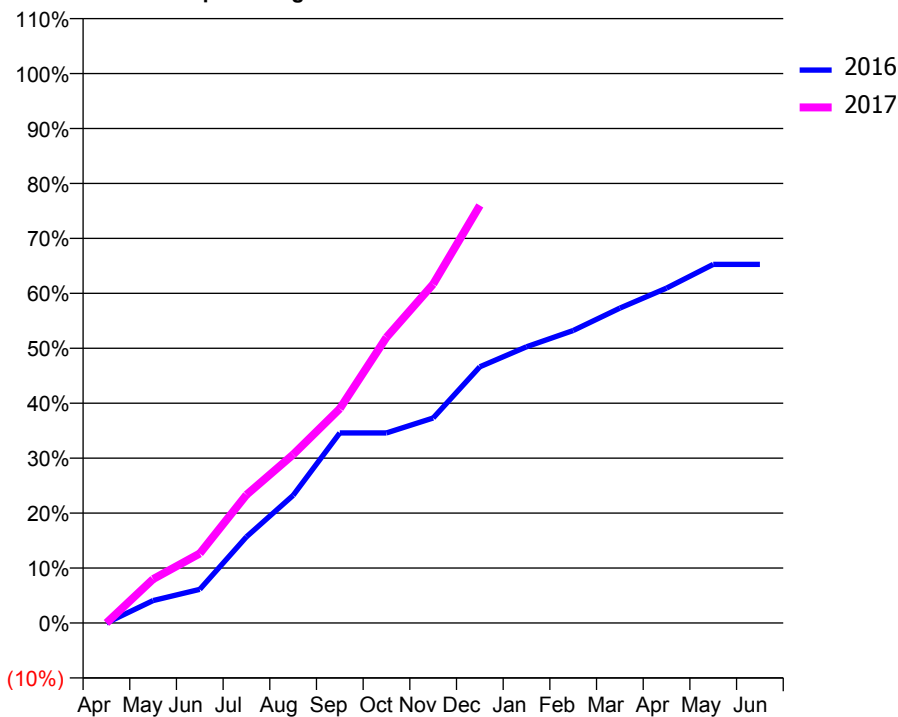
ACCESS*

Patients seen in 24 months	Total	Change since previous quarter
Quarter ending December 2015	127	
Quarter ending March 2016	128	→
Quarter ending June 2016	128	→
Quarter ending September 2016	127	→
Quarter ending December 2016	132	↑
Variance since December 2015	3.9%	↑



ACTIVITY

Cumulative percentage of contracted UDA delivered 2016 & 2017



Month	Adjusted Scheduled Activity (UDA)	
	2016	2017
April	0	0
May	18	24
June	27	38
July	69	70
August	102	92
September	152	117
October	152	156
November	164	185
December	205	228
January	221	
February	234	
March	252	
April	268	
May	287	
June	287	

QUALITY

	Quantity	Base Number	Contract	AT	Region	England
% of FP17s for the same patient ID Re-attending within 3 months - Children	22	148	14.9%	10.5%	11.9%	12.4%
% of FP17s for the same patient ID Re-attending within 3 months - Adults	12	34	35.3%	15.9%	16.5%	16.6%
% of FP17s for the same patient ID Re-attending between 3 & 9 months - Children	65	148	43.9%	58.4%	60.2%	57.5%
% of FP17s for the same patient ID Re-attending between 3 & 9 months - Adults	19	34	55.9%	49.8%	52.0%	50.4%
% of FP17s for Band 1 Urgent Courses	0	160	0.0%	10.4%	9.5%	9.1%
% of FP17s Relating to Free Repair or Replacements	0	160	0.0%	0.9%	0.7%	0.8%
% of FP17s Relating to Continuations	0	160	0.0%	1.4%	1.2%	1.3%
% of Patients satisfied with the dentistry they have received	0	0	N/A	93.0%	92.9%	92.7%
% of Patients satisfied with the time they had to wait for an appointment	0	0	N/A	87.7%	88.8%	88.8%

* This is based on patients treated on this contract for their most recent course of treatment. Figures in italics indicate the base number of FP17s or Patient Questionnaire responses are less than 100. N/A is shown where the base number of responses is less than 10 during the period. % is calculated as Quantity/Base number*100

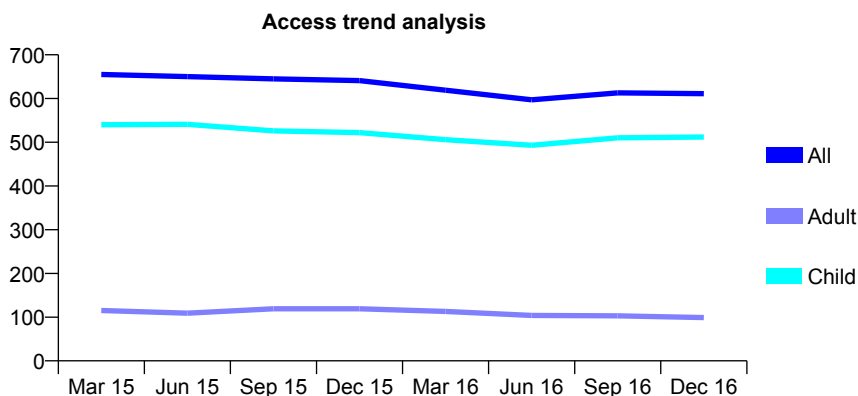
Q66 - Vital Signs At a Glance Contract Report for 833207/0001 - December 2016

Name or company name	MR MR ADAMS
Contract type name	GDS Contract
Purpose of contract	General
Contract start date	01/04/2006
Contract end date	

16/17 Contracted general activity (UDA)	1,110
Carry forward general activity (UDA)	0
16/17 Contracted orthodontic activity (UOA)	0
Carry forward orthodontic activity (UOA)	0
Baseline contract value	£27,499.38

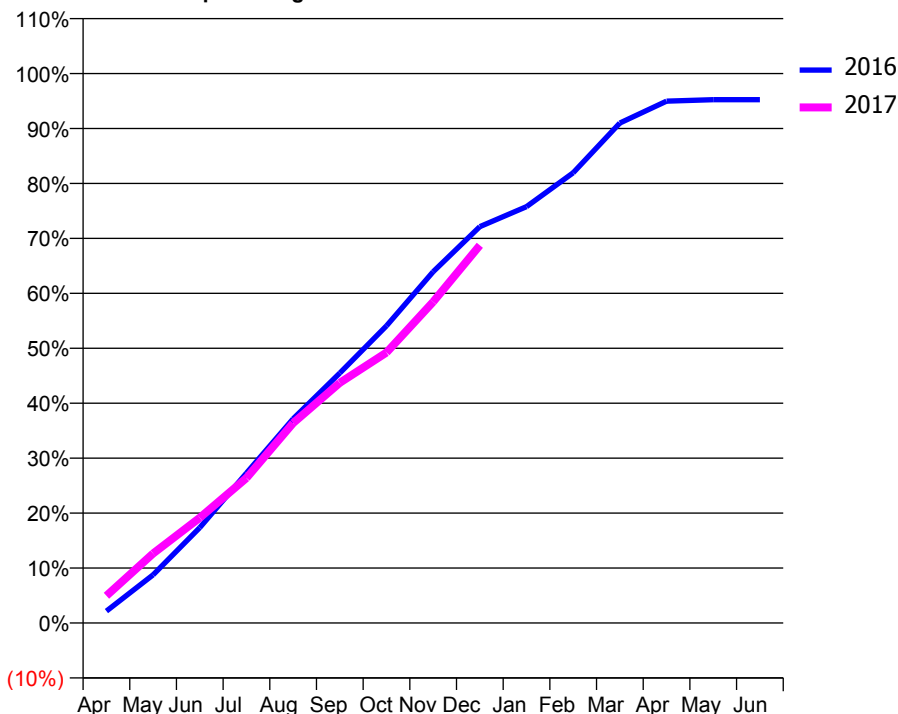
ACCESS*

Patients seen in 24 months	Total	Change since previous quarter
Quarter ending December 2015	641	
Quarter ending March 2016	619	↓
Quarter ending June 2016	597	↓
Quarter ending September 2016	613	↑
Quarter ending December 2016	611	→
Variance since December 2015	(4.7%)	↓



ACTIVITY

Cumulative percentage of contracted UDA delivered 2016 & 2017



Month	Adjusted Scheduled Activity (UDA)	
	2016	2017
April	24	55
May	97	141
June	193	213
July	303	293
August	412	404
September	505	485
October	600	546
November	710	649
December	801	763
January	841	
February	909	
March	1,010	
April	1,054	
May	1,057	
June	1,057	

QUALITY

	Quantity	Base Number	Contract	AT	Region	England
% of FP17s for the same patient ID Re-attending within 3 months - Children	30	551	5.4%	10.5%	11.9%	12.4%
% of FP17s for the same patient ID Re-attending within 3 months - Adults	3	37	8.1%	15.9%	16.5%	16.6%
% of FP17s for the same patient ID Re-attending between 3 & 9 months - Children	248	551	45.0%	58.4%	60.2%	57.5%
% of FP17s for the same patient ID Re-attending between 3 & 9 months - Adults	16	37	43.2%	49.8%	52.0%	50.4%
% of FP17s for Band 1 Urgent Courses	10	555	1.8%	10.4%	9.5%	9.1%
% of FP17s Relating to Free Repair or Replacements	0	555	0.0%	0.9%	0.7%	0.8%
% of FP17s Relating to Continuations	3	555	0.5%	1.4%	1.2%	1.3%
% of Patients satisfied with the dentistry they have received	1	1	N/A	93.0%	92.9%	92.7%
% of Patients satisfied with the time they had to wait for an appointment	1	1	N/A	87.7%	88.8%	88.8%

* This is based on patients treated on this contract for their most recent course of treatment. Figures in italics indicate the base number of FP17s or Patient Questionnaire responses are less than 100. N/A is shown where the base number of responses is less than 10 during the period. % is calculated as Quantity/Base number*100

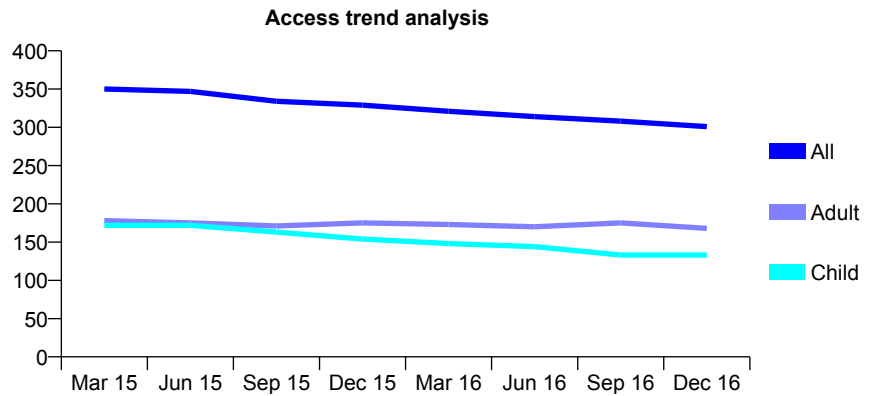
Q66 - Vital Signs At a Glance Contract Report for 843350/0001 - December 2016

Name or company name	MR R ORDI
Contract type name	GDS Contract
Purpose of contract	General
Contract start date	01/04/2006
Contract end date	

16/17 Contracted general activity (UDA)	1,500
Carry forward general activity (UDA)	0
16/17 Contracted orthodontic activity (UOA)	0
Carry forward orthodontic activity (UOA)	0
Baseline contract value	£35,879.27

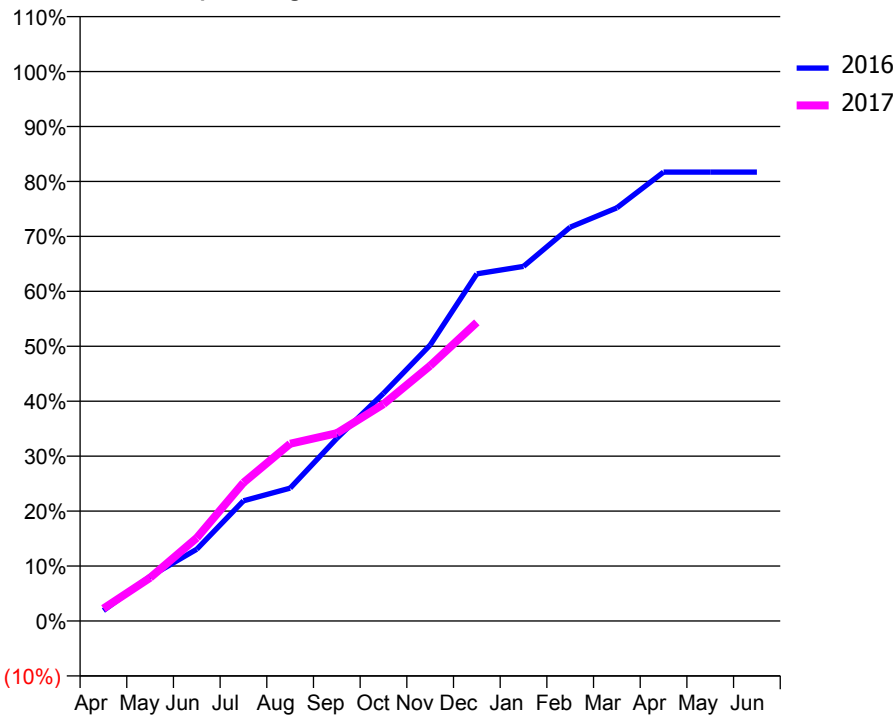
ACCESS*

Patients seen in 24 months	Total	Change since previous quarter
Quarter ending December 2015	329	
Quarter ending March 2016	321	↓
Quarter ending June 2016	314	↓
Quarter ending September 2016	308	↓
Quarter ending December 2016	301	↓
Variance since December 2015	(8.5%)	↓



ACTIVITY

Cumulative percentage of contracted UDA delivered 2016 & 2017



Adjusted Scheduled Activity (UDA)		
Month	2016	2017
April	28	34
May	122	118
June	196	227
July	328	378
August	363	484
September	498	513
October	622	592
November	753	697
December	948	815
January	968	
February	1,075	
March	1,128	
April	1,225	
May	1,225	
June	1,225	

QUALITY

	Quantity	Base Number	Contract	AT	Region	England
% of FP17s for the same patient ID Re-attending within 3 months - Children	6	145	4.1%	10.5%	11.9%	12.4%
% of FP17s for the same patient ID Re-attending within 3 months - Adults	23	172	13.4%	15.9%	16.5%	16.6%
% of FP17s for the same patient ID Re-attending between 3 & 9 months - Children	102	145	70.3%	58.4%	60.2%	57.5%
% of FP17s for the same patient ID Re-attending between 3 & 9 months - Adults	112	172	65.1%	49.8%	52.0%	50.4%
% of FP17s for Band 1 Urgent Courses	31	292	10.6%	10.4%	9.5%	9.1%
% of FP17s Relating to Free Repair or Replacements	0	292	0.0%	0.9%	0.7%	0.8%
% of FP17s Relating to Continuations	3	292	1.0%	1.4%	1.2%	1.3%
% of Patients satisfied with the dentistry they have received	2	2	N/A	93.0%	92.9%	92.7%
% of Patients satisfied with the time they had to wait for an appointment	2	2	N/A	87.7%	88.8%	88.8%

* This is based on patients treated on this contract for their most recent course of treatment. Figures in italics indicate the base number of FP17s or Patient Questionnaire responses are less than 100. N/A is shown where the base number of responses is less than 10 during the period. % is calculated as Quantity/Base number*100

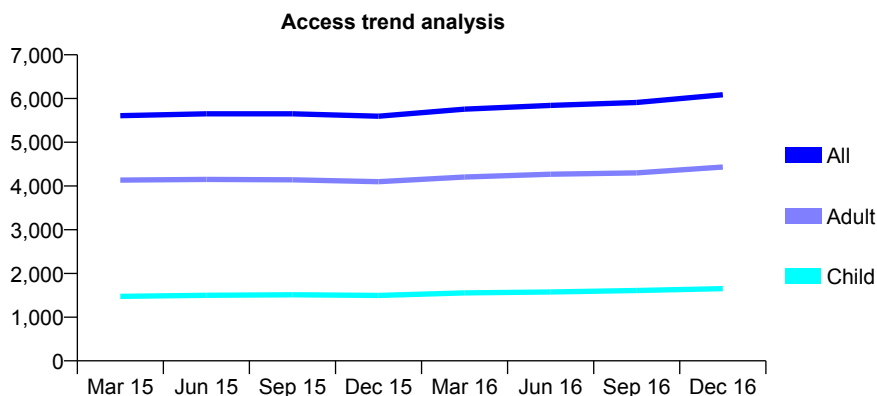
Q66 - Vital Signs At a Glance Contract Report for 852813/0001 - December 2016

Name or company name	MR R KRIEL
Contract type name	GDS Contract
Purpose of contract	General
Contract start date	01/07/2006
Contract end date	

16/17 Contracted general activity (UDA)	17,818
Carry forward general activity (UDA)	606
16/17 Contracted orthodontic activity (UOA)	0
Carry forward orthodontic activity (UOA)	0
Baseline contract value	£462,793.43

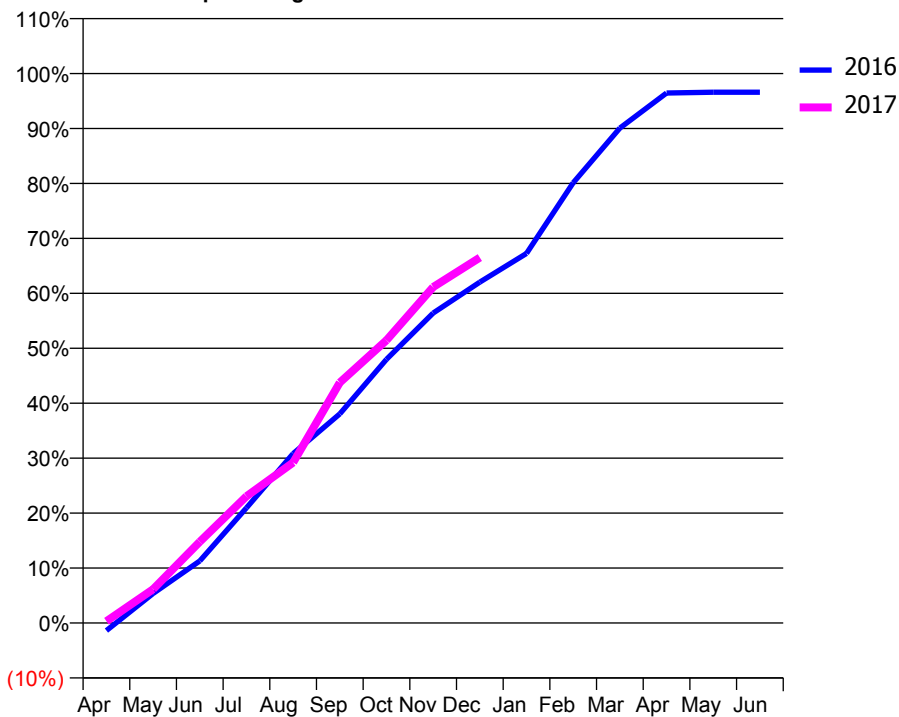
ACCESS*

Patients seen in 24 months	Total	Change since previous quarter
Quarter ending December 2015	5,594	
Quarter ending March 2016	5,758	↑
Quarter ending June 2016	5,844	→
Quarter ending September 2016	5,910	→
Quarter ending December 2016	6,085	↑
Variance since December 2015	8.8%	↑



ACTIVITY

Cumulative percentage of contracted UDA delivered 2016 & 2017



Month	Adjusted Scheduled Activity (UDA)	
	2016	2017
April	-248	57
May	957	1,096
June	2,013	2,634
July	3,733	4,108
August	5,491	5,203
September	6,784	7,800
October	8,551	9,169
November	10,052	10,892
December	11,054	11,851
January	11,985	
February	14,275	
March	16,047	
April	17,184	
May	17,212	
June	17,212	

QUALITY

	Quantity	Base Number	Contract	AT	Region	England
% of FP17s for the same patient ID Re-attending within 3 months - Children	186	1,895	9.8%	10.5%	11.9%	12.4%
% of FP17s for the same patient ID Re-attending within 3 months - Adults	534	4,419	12.1%	15.9%	16.5%	16.6%
% of FP17s for the same patient ID Re-attending between 3 & 9 months - Children	1,188	1,895	62.7%	58.4%	60.2%	57.5%
% of FP17s for the same patient ID Re-attending between 3 & 9 months - Adults	2,284	4,419	51.7%	49.8%	52.0%	50.4%
% of FP17s for Band 1 Urgent Courses	265	5,813	4.6%	10.4%	9.5%	9.1%
% of FP17s Relating to Free Repair or Replacements	50	5,813	0.9%	0.9%	0.7%	0.8%
% of FP17s Relating to Continuations	58	5,813	1.0%	1.4%	1.2%	1.3%
% of Patients satisfied with the dentistry they have received	15	15	100.0%	93.0%	92.9%	92.7%
% of Patients satisfied with the time they had to wait for an appointment	14	15	93.3%	87.7%	88.8%	88.8%

* This is based on patients treated on this contract for their most recent course of treatment. Figures in italics indicate the base number of FP17s or Patient Questionnaire responses are less than 100. N/A is shown where the base number of responses is less than 10 during the period. % is calculated as Quantity/Base number*100

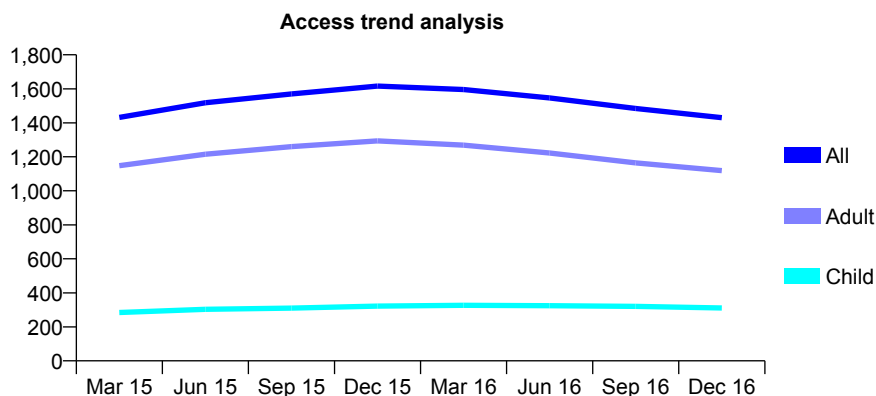
Q66 - Vital Signs At a Glance Contract Report for 861227/0001 - December 2016

Name or company name	MR GG ERICS
Contract type name	GDS Contract
Purpose of contract	General
Contract start date	15/12/2013
Contract end date	

16/17 Contracted general activity (UDA)	8,000
Carry forward general activity (UDA)	-160
16/17 Contracted orthodontic activity (UOA)	0
Carry forward orthodontic activity (UOA)	0
Baseline contract value	£207,509.98

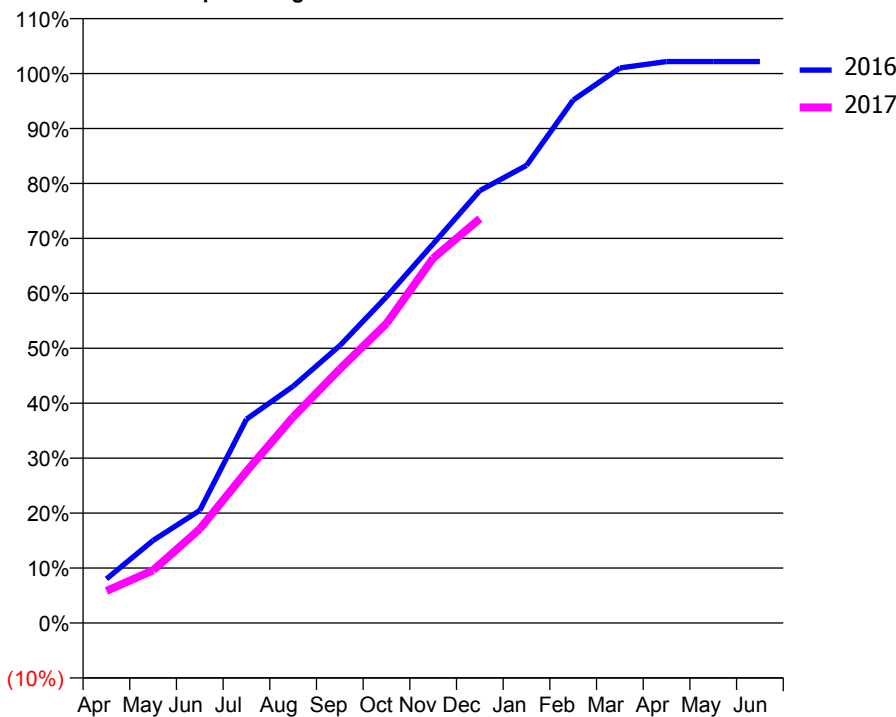
ACCESS*

Patients seen in 24 months	Total	Change since previous quarter
Quarter ending December 2015	1,616	
Quarter ending March 2016	1,596	↓
Quarter ending June 2016	1,546	↓
Quarter ending September 2016	1,484	↓
Quarter ending December 2016	1,430	↓
Variance since December 2015	(11.5%)	↓



ACTIVITY

Cumulative percentage of contracted UDA delivered 2016 & 2017



Month	Adjusted Scheduled Activity (UDA)	
	2016	2017
April	642	467
May	1,203	767
June	1,639	1,370
July	2,967	2,209
August	3,446	3,000
September	4,039	3,698
October	4,749	4,361
November	5,520	5,311
December	6,295	5,888
January	6,662	
February	7,612	
March	8,081	
April	8,175	
May	8,175	
June	8,175	

QUALITY

	Quantity	Base Number	Contract	AT	Region	England
% of FP17s for the same patient ID Re-attending within 3 months - Children	29	272	10.7%	10.5%	11.9%	12.4%
% of FP17s for the same patient ID Re-attending within 3 months - Adults	175	1,034	16.9%	15.9%	16.5%	16.6%
% of FP17s for the same patient ID Re-attending between 3 & 9 months - Children	128	272	47.1%	58.4%	60.2%	57.5%
% of FP17s for the same patient ID Re-attending between 3 & 9 months - Adults	503	1,034	48.6%	49.8%	52.0%	50.4%
% of FP17s for Band 1 Urgent Courses	17	1,287	1.3%	10.4%	9.5%	9.1%
% of FP17s Relating to Free Repair or Replacements	39	1,287	3.0%	0.9%	0.7%	0.8%
% of FP17s Relating to Continuations	33	1,287	2.6%	1.4%	1.2%	1.3%
% of Patients satisfied with the dentistry they have received	9	9	N/A	93.0%	92.9%	92.7%
% of Patients satisfied with the time they had to wait for an appointment	9	9	N/A	87.7%	88.8%	88.8%

* This is based on patients treated on this contract for their most recent course of treatment. Figures in italics indicate the base number of FP17s or Patient Questionnaire responses are less than 100. N/A is shown where the base number of responses is less than 10 during the period. % is calculated as Quantity/Base number*100

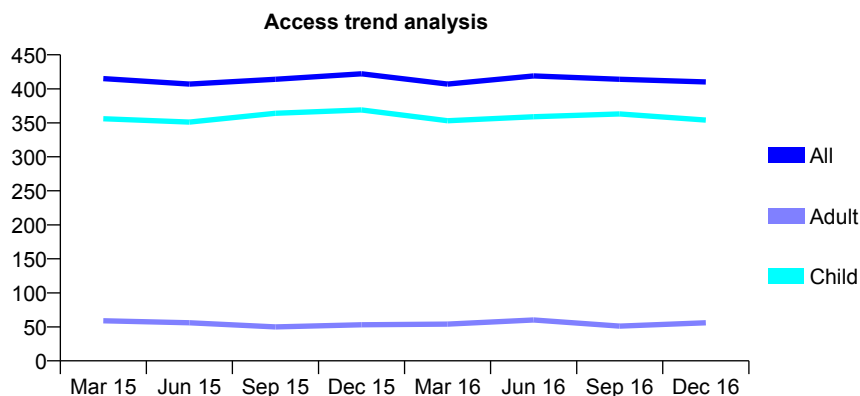
Q66 - Vital Signs At a Glance Contract Report for 865354/0001 - December 2016

Name or company name	MS MJ LASKOWSKA
Contract type name	GDS Contract
Purpose of contract	General
Contract start date	01/04/2006
Contract end date	

16/17 Contracted general activity (UDA)	700
Carry forward general activity (UDA)	-14
16/17 Contracted orthodontic activity (UOA)	0
Carry forward orthodontic activity (UOA)	0
Baseline contract value	£18,485.66

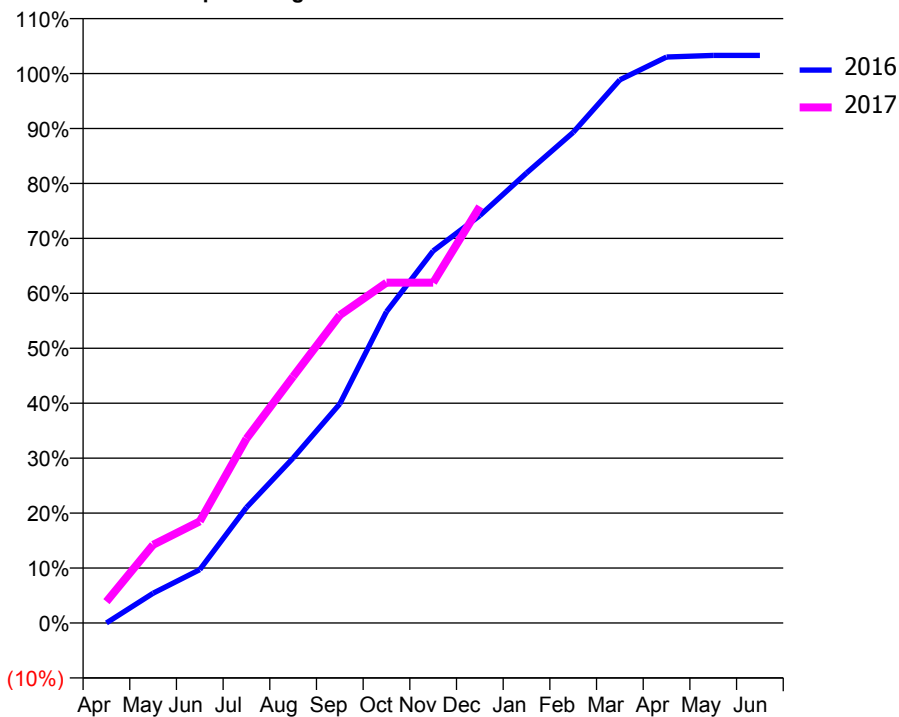
ACCESS*

Patients seen in 24 months	Total	Change since previous quarter
Quarter ending December 2015	422	
Quarter ending March 2016	407	↓
Quarter ending June 2016	419	↑
Quarter ending September 2016	414	↓
Quarter ending December 2016	410	→
Variance since December 2015	(2.8%)	↓



ACTIVITY

Cumulative percentage of contracted UDA delivered 2016 & 2017



Adjusted Scheduled Activity (UDA)

Month	2016	2017
April	0	27
May	38	100
June	68	130
July	147	235
August	210	314
September	279	392
October	397	434
November	474	434
December	519	531
January	573	
February	625	
March	692	
April	721	
May	723	
June	723	

QUALITY

	Quantity	Base Number	Contract	AT	Region	England
% of FP17s for the same patient ID Re-attending within 3 months - Children	3	360	0.8%	10.5%	11.9%	12.4%
% of FP17s for the same patient ID Re-attending within 3 months - Adults	0	17	0.0%	15.9%	16.5%	16.6%
% of FP17s for the same patient ID Re-attending between 3 & 9 months - Children	273	360	75.8%	58.4%	60.2%	57.5%
% of FP17s for the same patient ID Re-attending between 3 & 9 months - Adults	13	17	76.5%	49.8%	52.0%	50.4%
% of FP17s for Band 1 Urgent Courses	8	347	2.3%	10.4%	9.5%	9.1%
% of FP17s Relating to Free Repair or Replacements	0	347	0.0%	0.9%	0.7%	0.8%
% of FP17s Relating to Continuations	0	347	0.0%	1.4%	1.2%	1.3%
% of Patients satisfied with the dentistry they have received	0	0	N/A	93.0%	92.9%	92.7%
% of Patients satisfied with the time they had to wait for an appointment	0	0	N/A	87.7%	88.8%	88.8%

* This is based on patients treated on this contract for their most recent course of treatment. Figures in italics indicate the base number of FP17s or Patient Questionnaire responses are less than 100. N/A is shown where the base number of responses is less than 10 during the period. % is calculated as Quantity/Base number*100

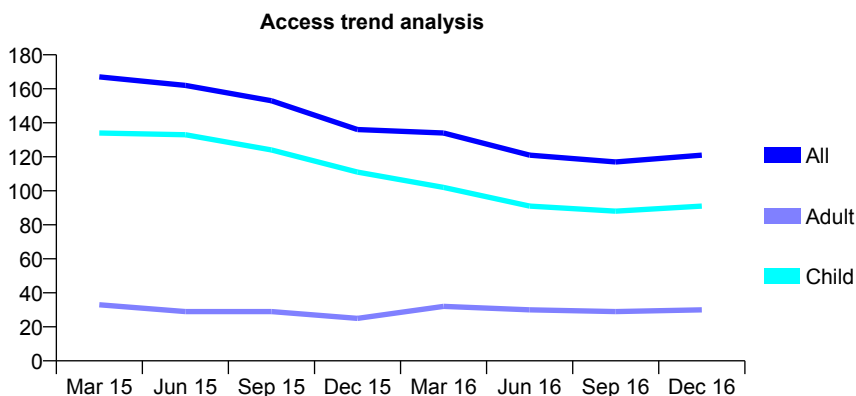
Q66 - Vital Signs At a Glance Contract Report for 906328/0001 - December 2016

Name or company name	MR DA JONES
Contract type name	GDS Contract
Purpose of contract	General
Contract start date	01/04/2006
Contract end date	

16/17 Contracted general activity (UDA)	200
Carry forward general activity (UDA)	0
16/17 Contracted orthodontic activity (UOA)	0
Carry forward orthodontic activity (UOA)	0
Baseline contract value	£4,906.72

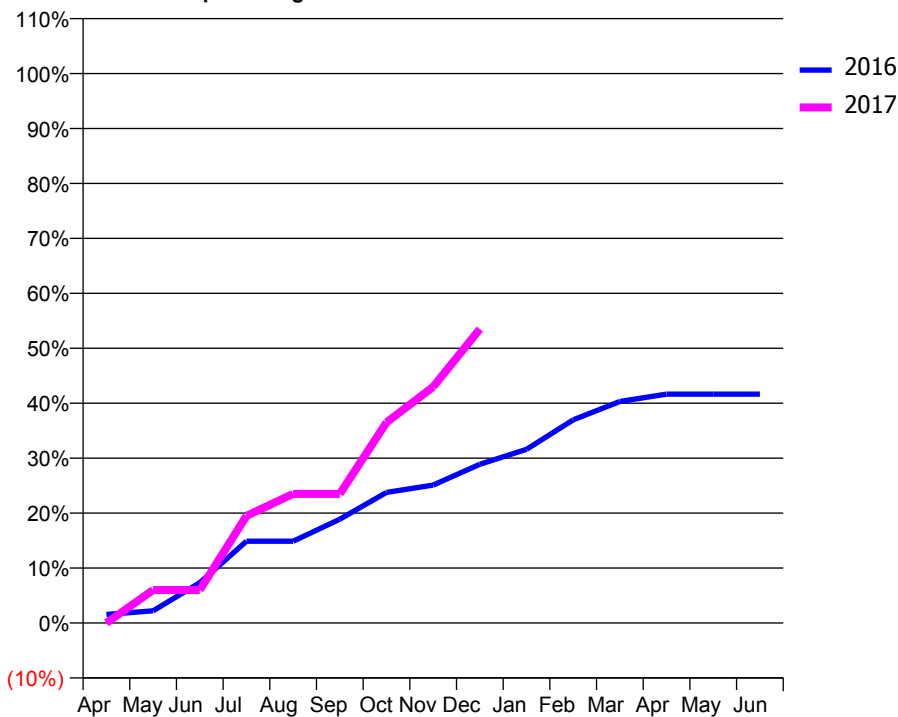
ACCESS*

Patients seen in 24 months	Total	Change since previous quarter
Quarter ending December 2015	136	
Quarter ending March 2016	134	↓
Quarter ending June 2016	121	↓
Quarter ending September 2016	117	↓
Quarter ending December 2016	121	↑
Variance since December 2015	(11.0%)	↓



ACTIVITY

Cumulative percentage of contracted UDA delivered 2016 & 2017



Adjusted Scheduled Activity (UDA)

Month	2016	2017
April	7	0
May	10	12
June	33	12
July	67	39
August	67	47
September	85	47
October	107	73
November	113	86
December	130	107
January	142	
February	166	
March	181	
April	187	
May	187	
June	187	

QUALITY

	Quantity	Base Number	Contract	AT	Region	England
% of FP17s for the same patient ID Re-attending within 3 months - Children	3	85	3.5%	10.5%	11.9%	12.4%
% of FP17s for the same patient ID Re-attending within 3 months - Adults	0	10	0.0%	15.9%	16.5%	16.6%
% of FP17s for the same patient ID Re-attending between 3 & 9 months - Children	27	85	31.8%	58.4%	60.2%	57.5%
% of FP17s for the same patient ID Re-attending between 3 & 9 months - Adults	4	10	40.0%	49.8%	52.0%	50.4%
% of FP17s for Band 1 Urgent Courses	0	91	0.0%	10.4%	9.5%	9.1%
% of FP17s Relating to Free Repair or Replacements	0	91	0.0%	0.9%	0.7%	0.8%
% of FP17s Relating to Continuations	2	91	2.2%	1.4%	1.2%	1.3%
% of Patients satisfied with the dentistry they have received	0	0	N/A	93.0%	92.9%	92.7%
% of Patients satisfied with the time they had to wait for an appointment	0	0	N/A	87.7%	88.8%	88.8%

* This is based on patients treated on this contract for their most recent course of treatment. Figures in italics indicate the base number of FP17s or Patient Questionnaire responses are less than 100. N/A is shown where the base number of responses is less than 10 during the period. % is calculated as Quantity/Base number*100

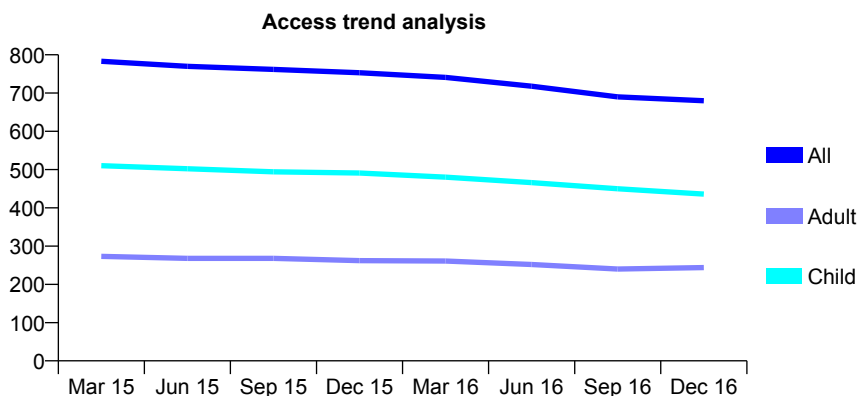
Q66 - Vital Signs At a Glance Contract Report for 907278/0001 - December 2016

Name or company name	Whitehall Dental Practice
Contract type name	GDS Contract
Purpose of contract	General
Contract start date	01/04/2006
Contract end date	

16/17 Contracted general activity (UDA)	2,000
Carry forward general activity (UDA)	0
16/17 Contracted orthodontic activity (UOA)	0
Carry forward orthodontic activity (UOA)	0
Baseline contract value	£51,512.10

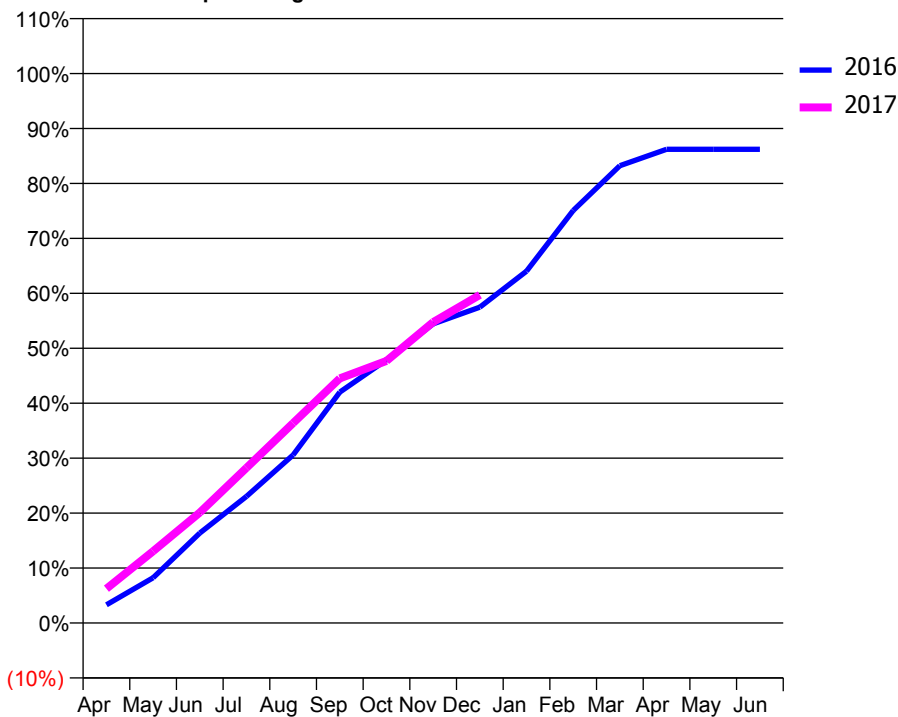
ACCESS*

Patients seen in 24 months	Total	Change since previous quarter
Quarter ending December 2015	753	
Quarter ending March 2016	741	↓
Quarter ending June 2016	718	↓
Quarter ending September 2016	690	↓
Quarter ending December 2016	680	↓
Variance since December 2015	(9.7%)	↓



ACTIVITY

Cumulative percentage of contracted UDA delivered 2016 & 2017



Month	Adjusted Scheduled Activity (UDA)	
	2016	2017
April	77	125
May	192	261
June	381	402
July	536	565
August	711	728
September	977	890
October	1,114	954
November	1,266	1,095
December	1,337	1,194
January	1,489	
February	1,745	
March	1,935	
April	2,005	
May	2,005	
June	2,005	

QUALITY

	Quantity	Base Number	Contract	AT	Region	England
% of FP17s for the same patient ID Re-attending within 3 months - Children	35	464	7.5%	10.5%	11.9%	12.4%
% of FP17s for the same patient ID Re-attending within 3 months - Adults	52	181	28.7%	15.9%	16.5%	16.6%
% of FP17s for the same patient ID Re-attending between 3 & 9 months - Children	327	464	70.5%	58.4%	60.2%	57.5%
% of FP17s for the same patient ID Re-attending between 3 & 9 months - Adults	106	181	58.6%	49.8%	52.0%	50.4%
% of FP17s for Band 1 Urgent Courses	45	598	7.5%	10.4%	9.5%	9.1%
% of FP17s Relating to Free Repair or Replacements	0	598	0.0%	0.9%	0.7%	0.8%
% of FP17s Relating to Continuations	16	598	2.7%	1.4%	1.2%	1.3%
% of Patients satisfied with the dentistry they have received	2	2	N/A	93.0%	92.9%	92.7%
% of Patients satisfied with the time they had to wait for an appointment	2	2	N/A	87.7%	88.8%	88.8%

* This is based on patients treated on this contract for their most recent course of treatment. Figures in italics indicate the base number of FP17s or Patient Questionnaire responses are less than 100. N/A is shown where the base number of responses is less than 10 during the period. % is calculated as Quantity/Base number*100

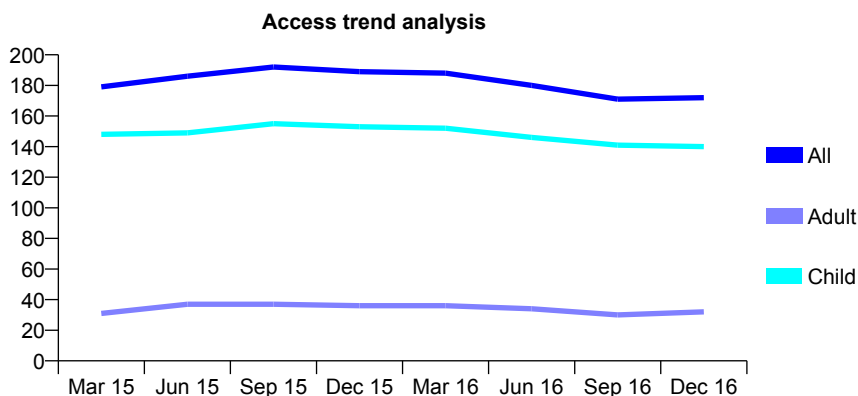
Q66 - Vital Signs At a Glance Contract Report for 912336/0001 - December 2016

Name or company name	MRS ML ROBERTS
Contract type name	GDS Contract
Purpose of contract	General
Contract start date	01/04/2006
Contract end date	

16/17 Contracted general activity (UDA)	500
Carry forward general activity (UDA)	0
16/17 Contracted orthodontic activity (UOA)	0
Carry forward orthodontic activity (UOA)	0
Baseline contract value	£12,254.90

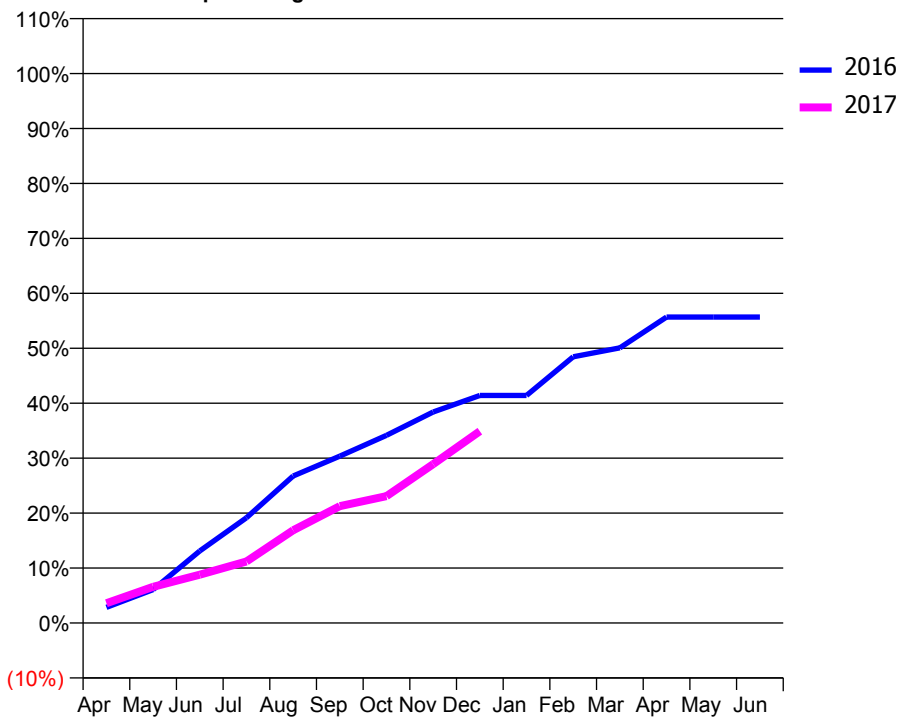
ACCESS*

Patients seen in 24 months	Total	Change since previous quarter
Quarter ending December 2015	189	
Quarter ending March 2016	188	→
Quarter ending June 2016	180	↓
Quarter ending September 2016	171	↓
Quarter ending December 2016	172	→
Variance since December 2015	(9.0%)	↓



ACTIVITY

Cumulative percentage of contracted UDA delivered 2016 & 2017



Month	Adjusted Scheduled Activity (UDA)	
	2016	2017
April	14	18
May	30	33
June	66	44
July	96	56
August	134	84
September	152	106
October	171	115
November	192	145
December	207	175
January	207	
February	242	
March	250	
April	278	
May	278	
June	278	

QUALITY

	Quantity	Base Number	Contract	AT	Region	England
% of FP17s for the same patient ID Re-attending within 3 months - Children	4	152	2.6%	10.5%	11.9%	12.4%
% of FP17s for the same patient ID Re-attending within 3 months - Adults	1	13	7.7%	15.9%	16.5%	16.6%
% of FP17s for the same patient ID Re-attending between 3 & 9 months - Children	80	152	52.6%	58.4%	60.2%	57.5%
% of FP17s for the same patient ID Re-attending between 3 & 9 months - Adults	7	13	53.8%	49.8%	52.0%	50.4%
% of FP17s for Band 1 Urgent Courses	3	146	2.1%	10.4%	9.5%	9.1%
% of FP17s Relating to Free Repair or Replacements	0	146	0.0%	0.9%	0.7%	0.8%
% of FP17s Relating to Continuations	0	146	0.0%	1.4%	1.2%	1.3%
% of Patients satisfied with the dentistry they have received	0	0	N/A	93.0%	92.9%	92.7%
% of Patients satisfied with the time they had to wait for an appointment	0	0	N/A	87.7%	88.8%	88.8%

* This is based on patients treated on this contract for their most recent course of treatment. Figures in italics indicate the base number of FP17s or Patient Questionnaire responses are less than 100. N/A is shown where the base number of responses is less than 10 during the period. % is calculated as Quantity/Base number*100

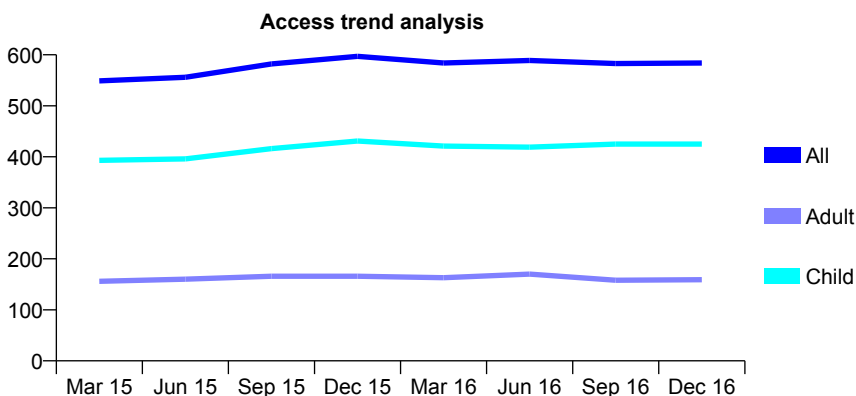
Q66 - Vital Signs At a Glance Contract Report for 913340/0001 - December 2016

Name or company name	MR IR TEMPLE
Contract type name	GDS Contract
Purpose of contract	General
Contract start date	01/04/2006
Contract end date	

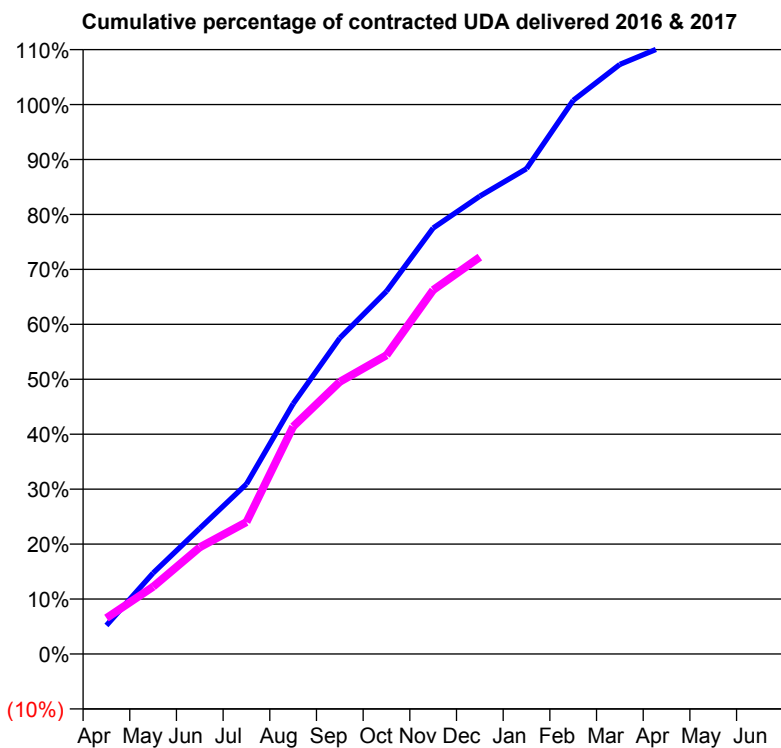
16/17 Contracted general activity (UDA)	1,105
Carry forward general activity (UDA)	-22
16/17 Contracted orthodontic activity (UOA)	0
Carry forward orthodontic activity (UOA)	0
Baseline contract value	£34,436.19

ACCESS*

Patients seen in 24 months	Total	Change since previous quarter
Quarter ending December 2015	597	
Quarter ending March 2016	584	↓
Quarter ending June 2016	589	→
Quarter ending September 2016	583	↓
Quarter ending December 2016	584	→
Variance since December 2015	(2.2%)	↓



ACTIVITY



Month	Adjusted Scheduled Activity (UDA)	
	2016	2017
April	58	72
May	163	135
June	253	215
July	342	265
August	503	457
September	635	547
October	730	601
November	857	732
December	921	798
January	976	
February	1,113	
March	1,186	
April	1,225	
May	1,225	
June	1,225	

QUALITY

	Quantity	Base Number	Contract	AT	Region	England
% of FP17s for the same patient ID Re-attending within 3 months - Children	20	473	4.2%	10.5%	11.9%	12.4%
% of FP17s for the same patient ID Re-attending within 3 months - Adults	7	95	7.4%	15.9%	16.5%	16.6%
% of FP17s for the same patient ID Re-attending between 3 & 9 months - Children	298	473	63.0%	58.4%	60.2%	57.5%
% of FP17s for the same patient ID Re-attending between 3 & 9 months - Adults	52	95	54.7%	49.8%	52.0%	50.4%
% of FP17s for Band 1 Urgent Courses	16	530	3.0%	10.4%	9.5%	9.1%
% of FP17s Relating to Free Repair or Replacements	0	530	0.0%	0.9%	0.7%	0.8%
% of FP17s Relating to Continuations	3	530	0.6%	1.4%	1.2%	1.3%
% of Patients satisfied with the dentistry they have received	1	1	N/A	93.0%	92.9%	92.7%
% of Patients satisfied with the time they had to wait for an appointment	1	1	N/A	87.7%	88.8%	88.8%

* This is based on patients treated on this contract for their most recent course of treatment. Figures in italics indicate the base number of FP17s or Patient Questionnaire responses are less than 100. N/A is shown where the base number of responses is less than 10 during the period. % is calculated as Quantity/Base number*100

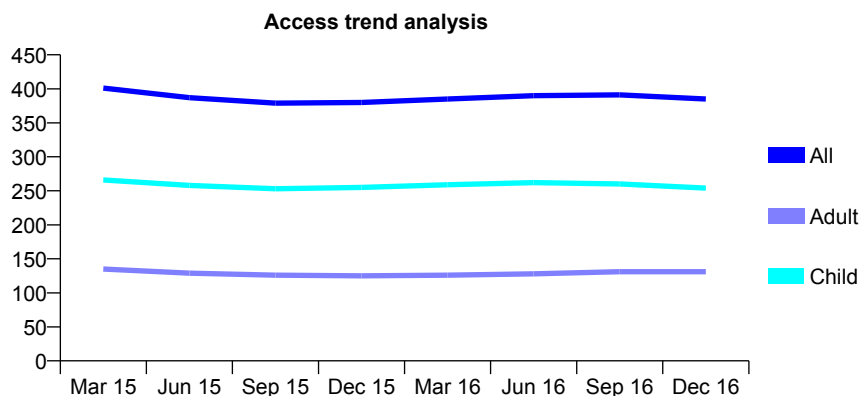
Q66 - Vital Signs At a Glance Contract Report for 920444/0001 - December 2016

Name or company name	MR DG O'HALLORAN
Contract type name	GDS Contract
Purpose of contract	General
Contract start date	01/04/2006
Contract end date	

16/17 Contracted general activity (UDA)	900
Carry forward general activity (UDA)	23
16/17 Contracted orthodontic activity (UOA)	0
Carry forward orthodontic activity (UOA)	0
Baseline contract value	£25,913.14

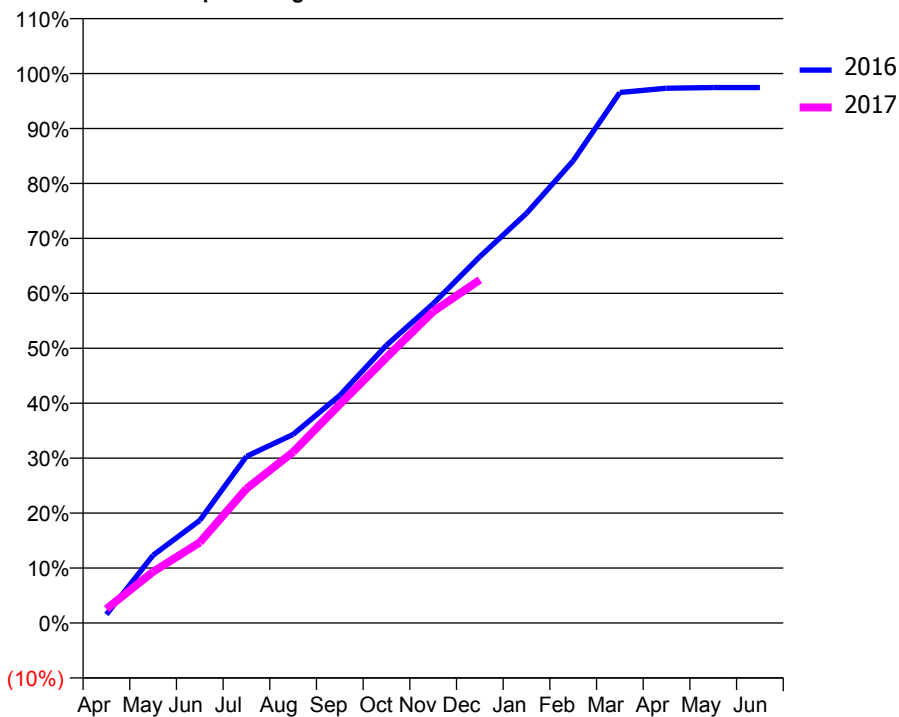
ACCESS*

Patients seen in 24 months	Total	Change since previous quarter
Quarter ending December 2015	380	
Quarter ending March 2016	385	→
Quarter ending June 2016	390	→
Quarter ending September 2016	391	→
Quarter ending December 2016	385	↓
Variance since December 2015	1.3%	→



ACTIVITY

Cumulative percentage of contracted UDA delivered 2016 & 2017



Month	Adjusted Scheduled Activity (UDA)	
	2016	2017
April	14	23
May	111	84
June	168	132
July	273	220
August	309	280
September	373	358
October	455	435
November	523	510
December	600	562
January	671	
February	757	
March	869	
April	876	
May	877	
June	877	

QUALITY

	Quantity	Base Number	Contract	AT	Region	England
% of FP17s for the same patient ID Re-attending within 3 months - Children	12	334	3.6%	10.5%	11.9%	12.4%
% of FP17s for the same patient ID Re-attending within 3 months - Adults	3	102	2.9%	15.9%	16.5%	16.6%
% of FP17s for the same patient ID Re-attending between 3 & 9 months - Children	272	334	81.4%	58.4%	60.2%	57.5%
% of FP17s for the same patient ID Re-attending between 3 & 9 months - Adults	55	102	53.9%	49.8%	52.0%	50.4%
% of FP17s for Band 1 Urgent Courses	0	428	0.0%	10.4%	9.5%	9.1%
% of FP17s Relating to Free Repair or Replacements	0	428	0.0%	0.9%	0.7%	0.8%
% of FP17s Relating to Continuations	0	428	0.0%	1.4%	1.2%	1.3%
% of Patients satisfied with the dentistry they have received	1	1	N/A	93.0%	92.9%	92.7%
% of Patients satisfied with the time they had to wait for an appointment	1	1	N/A	87.7%	88.8%	88.8%

* This is based on patients treated on this contract for their most recent course of treatment. Figures in italics indicate the base number of FP17s or Patient Questionnaire responses are less than 100. N/A is shown where the base number of responses is less than 10 during the period. % is calculated as Quantity/Base number*100

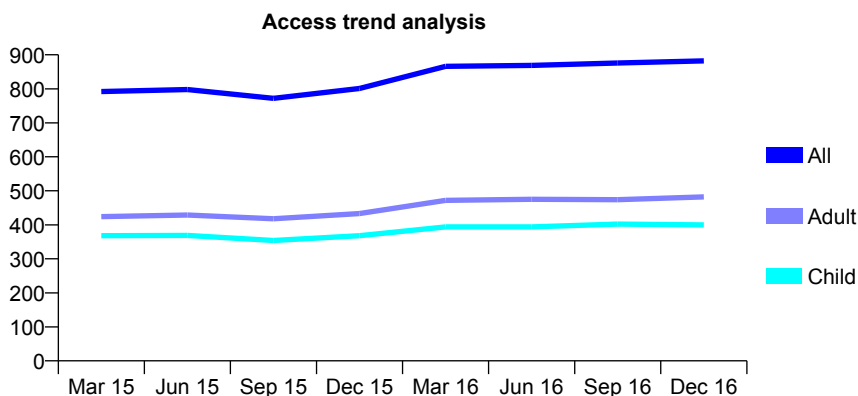
Q66 - Vital Signs At a Glance Contract Report for 925179/0001 - December 2016

Name or company name	MR MJ GOATMAN
Contract type name	GDS Contract
Purpose of contract	General
Contract start date	01/04/2006
Contract end date	

16/17 Contracted general activity (UDA)	2,216
Carry forward general activity (UDA)	30
16/17 Contracted orthodontic activity (UOA)	0
Carry forward orthodontic activity (UOA)	0
Baseline contract value	£48,649.99

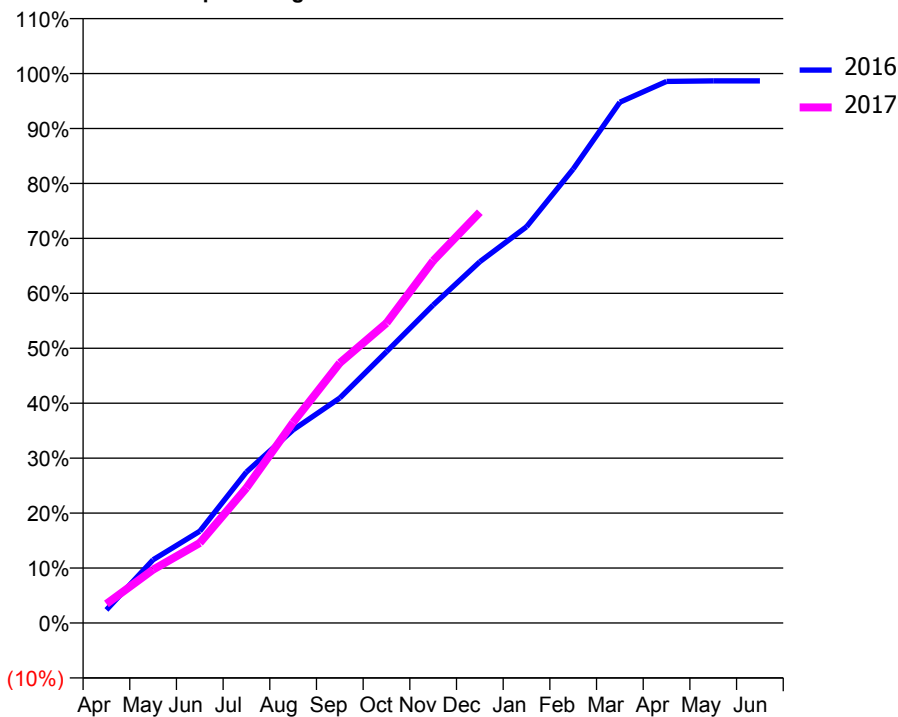
ACCESS*

Patients seen in 24 months	Total	Change since previous quarter
Quarter ending December 2015	801	
Quarter ending March 2016	866	↑
Quarter ending June 2016	869	→
Quarter ending September 2016	876	→
Quarter ending December 2016	882	→
Variance since December 2015	10.1%	↑



ACTIVITY

Cumulative percentage of contracted UDA delivered 2016 & 2017



Month	Adjusted Scheduled Activity (UDA)	
	2016	2017
April	53	77
May	255	216
June	370	323
July	609	545
August	779	809
September	908	1,049
October	1,094	1,210
November	1,282	1,461
December	1,457	1,657
January	1,598	
February	1,831	
March	2,100	
April	2,184	
May	2,186	
June	2,186	

QUALITY

	Quantity	Base Number	Contract	AT	Region	England
% of FP17s for the same patient ID Re-attending within 3 months - Children	38	427	8.9%	10.5%	11.9%	12.4%
% of FP17s for the same patient ID Re-attending within 3 months - Adults	105	500	21.0%	15.9%	16.5%	16.6%
% of FP17s for the same patient ID Re-attending between 3 & 9 months - Children	261	427	61.1%	58.4%	60.2%	57.5%
% of FP17s for the same patient ID Re-attending between 3 & 9 months - Adults	249	500	49.8%	49.8%	52.0%	50.4%
% of FP17s for Band 1 Urgent Courses	43	876	4.9%	10.4%	9.5%	9.1%
% of FP17s Relating to Free Repair or Replacements	0	876	0.0%	0.9%	0.7%	0.8%
% of FP17s Relating to Continuations	0	876	0.0%	1.4%	1.2%	1.3%
% of Patients satisfied with the dentistry they have received	0	0	N/A	93.0%	92.9%	92.7%
% of Patients satisfied with the time they had to wait for an appointment	0	0	N/A	87.7%	88.8%	88.8%

* This is based on patients treated on this contract for their most recent course of treatment. Figures in italics indicate the base number of FP17s or Patient Questionnaire responses are less than 100. N/A is shown where the base number of responses is less than 10 during the period. % is calculated as Quantity/Base number*100

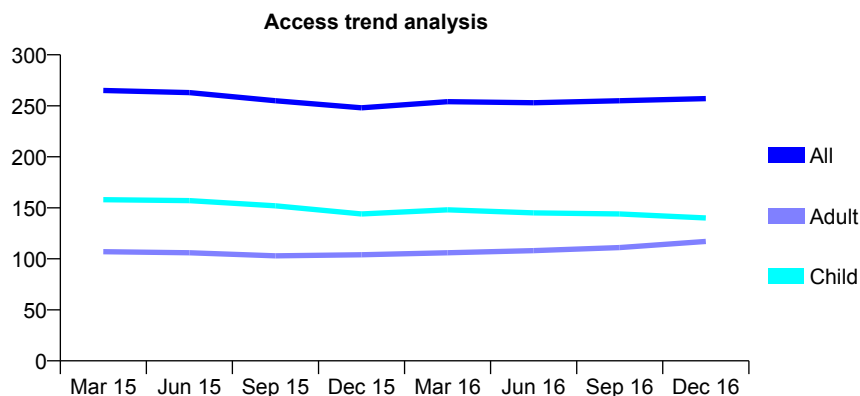
Q66 - Vital Signs At a Glance Contract Report for 926949/0001 - December 2016

Name or company name	MRS P SELLEY
Contract type name	GDS Contract
Purpose of contract	General
Contract start date	01/04/2006
Contract end date	

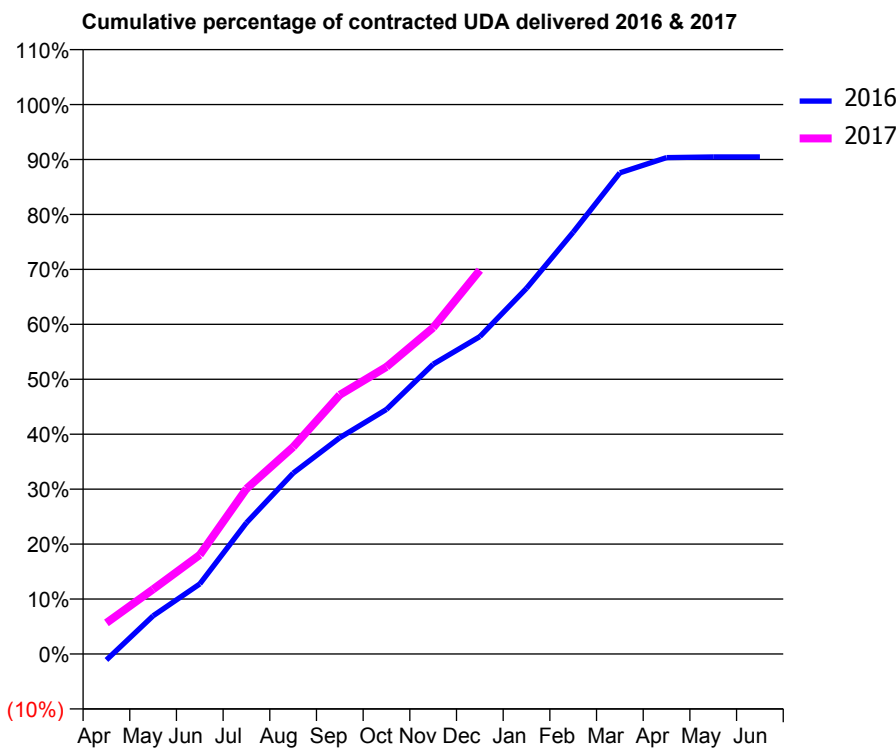
16/17 Contracted general activity (UDA)	900
Carry forward general activity (UDA)	0
16/17 Contracted orthodontic activity (UOA)	0
Carry forward orthodontic activity (UOA)	0
Baseline contract value	£28,991.63

ACCESS*

Patients seen in 24 months	Total	Change since previous quarter
Quarter ending December 2015	248	
Quarter ending March 2016	254	↑
Quarter ending June 2016	253	→
Quarter ending September 2016	255	→
Quarter ending December 2016	257	→
Variance since December 2015	3.6%	↑



ACTIVITY



Month	Adjusted Scheduled Activity (UDA)	
	2016	2017
April	-10	51
May	63	106
June	115	162
July	215	271
August	296	339
September	354	424
October	401	470
November	475	535
December	520	629
January	599	
February	691	
March	788	
April	813	
May	814	
June	814	

QUALITY

	Quantity	Base Number	Contract	AT	Region	England
% of FP17s for the same patient ID Re-attending within 3 months - Children	4	142	2.8%	10.5%	11.9%	12.4%
% of FP17s for the same patient ID Re-attending within 3 months - Adults	22	112	19.6%	15.9%	16.5%	16.6%
% of FP17s for the same patient ID Re-attending between 3 & 9 months - Children	88	142	62.0%	58.4%	60.2%	57.5%
% of FP17s for the same patient ID Re-attending between 3 & 9 months - Adults	53	112	47.3%	49.8%	52.0%	50.4%
% of FP17s for Band 1 Urgent Courses	8	247	3.2%	10.4%	9.5%	9.1%
% of FP17s Relating to Free Repair or Replacements	0	247	0.0%	0.9%	0.7%	0.8%
% of FP17s Relating to Continuations	0	247	0.0%	1.4%	1.2%	1.3%
% of Patients satisfied with the dentistry they have received	0	0	N/A	93.0%	92.9%	92.7%
% of Patients satisfied with the time they had to wait for an appointment	0	0	N/A	87.7%	88.8%	88.8%

* This is based on patients treated on this contract for their most recent course of treatment. Figures in italics indicate the base number of FP17s or Patient Questionnaire responses are less than 100. N/A is shown where the base number of responses is less than 10 during the period. % is calculated as Quantity/Base number*100

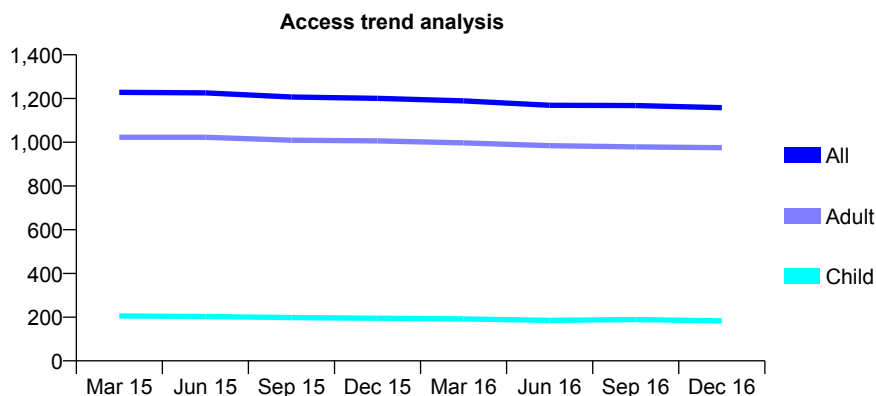
Q66 - Vital Signs At a Glance Contract Report for 933023/0001 - December 2016

Name or company name	MR M AZIZI
Contract type name	GDS Contract
Purpose of contract	General
Contract start date	01/04/2006
Contract end date	

16/17 Contracted general activity (UDA)	4,600
Carry forward general activity (UDA)	0
16/17 Contracted orthodontic activity (UOA)	0
Carry forward orthodontic activity (UOA)	0
Baseline contract value	£105,625.29

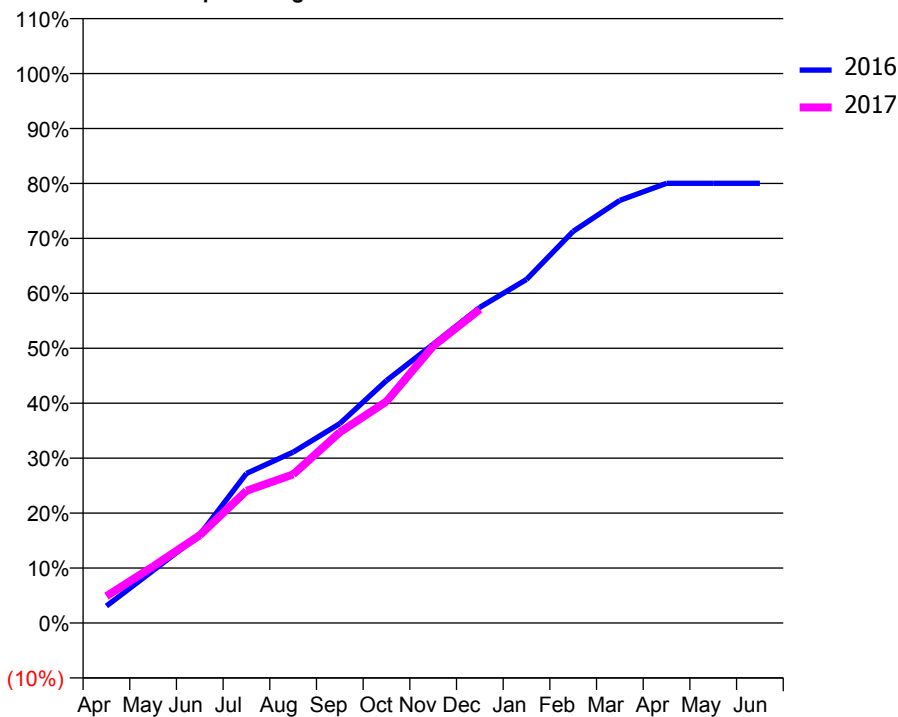
ACCESS*

Patients seen in 24 months	Total	Change since previous quarter
Quarter ending December 2015	1,201	
Quarter ending March 2016	1,189	→
Quarter ending June 2016	1,169	↓
Quarter ending September 2016	1,168	→
Quarter ending December 2016	1,158	→
Variance since December 2015	(3.6%)	↓



ACTIVITY

Cumulative percentage of contracted UDA delivered 2016 & 2017



Month	2016	2017
April	142	225
May	439	474
June	739	735
July	1,252	1,107
August	1,430	1,244
September	1,669	1,596
October	2,030	1,855
November	2,334	2,318
December	2,643	2,626
January	2,876	
February	3,279	
March	3,538	
April	3,680	
May	3,680	
June	3,680	

QUALITY

	Quantity	Base Number	Contract	AT	Region	England
% of FP17s for the same patient ID Re-attending within 3 months - Children	13	239	5.4%	10.5%	11.9%	12.4%
% of FP17s for the same patient ID Re-attending within 3 months - Adults	142	1,240	11.5%	15.9%	16.5%	16.6%
% of FP17s for the same patient ID Re-attending between 3 & 9 months - Children	173	239	72.4%	58.4%	60.2%	57.5%
% of FP17s for the same patient ID Re-attending between 3 & 9 months - Adults	874	1,240	70.5%	49.8%	52.0%	50.4%
% of FP17s for Band 1 Urgent Courses	64	1,400	4.6%	10.4%	9.5%	9.1%
% of FP17s Relating to Free Repair or Replacements	0	1,400	0.0%	0.9%	0.7%	0.8%
% of FP17s Relating to Continuations	36	1,400	2.6%	1.4%	1.2%	1.3%
% of Patients satisfied with the dentistry they have received	1	1	N/A	93.0%	92.9%	92.7%
% of Patients satisfied with the time they had to wait for an appointment	1	1	N/A	87.7%	88.8%	88.8%

* This is based on patients treated on this contract for their most recent course of treatment. Figures in italics indicate the base number of FP17s or Patient Questionnaire responses are less than 100. N/A is shown where the base number of responses is less than 10 during the period. % is calculated as Quantity/Base number*100

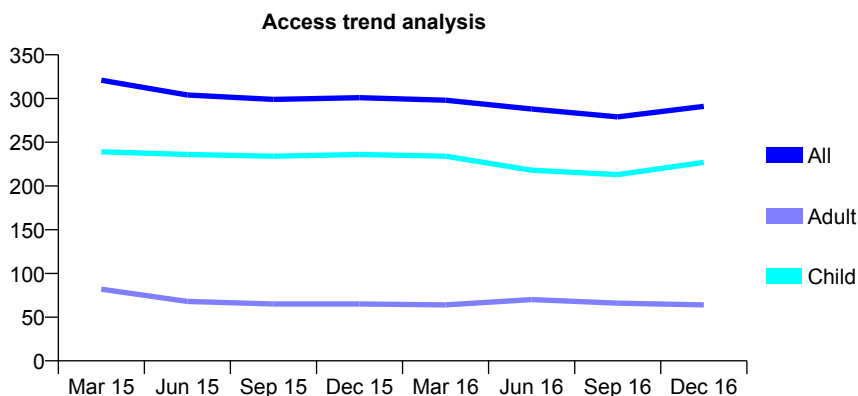
Q66 - Vital Signs At a Glance Contract Report for 953008/0001 - December 2016

Name or company name	MR RC EVANS
Contract type name	GDS Contract
Purpose of contract	General
Contract start date	01/09/2009
Contract end date	

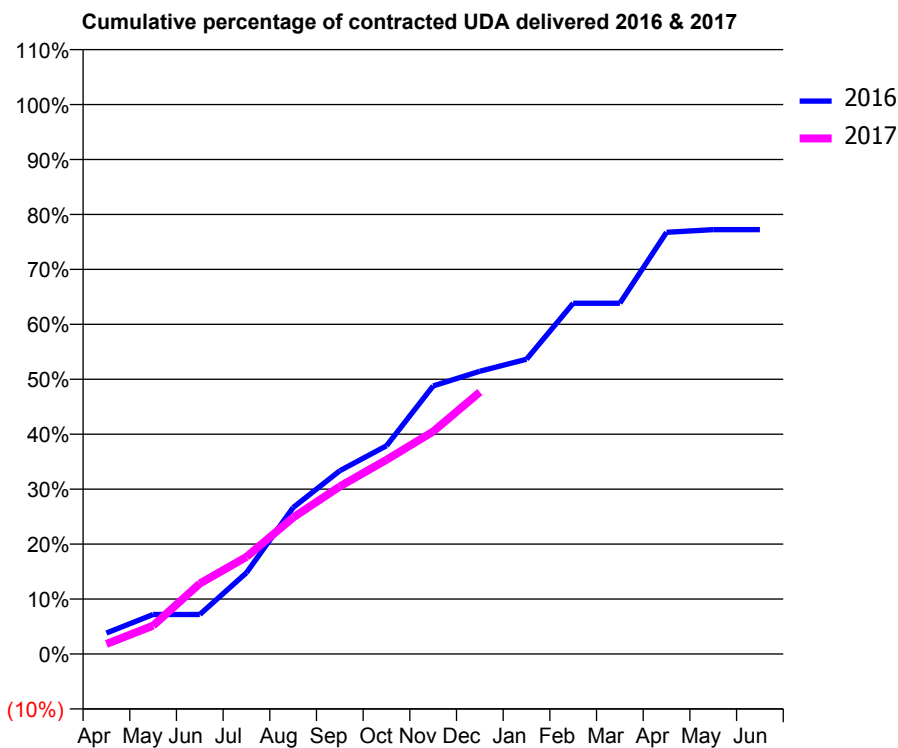
16/17 Contracted general activity (UDA)	600
Carry forward general activity (UDA)	0
16/17 Contracted orthodontic activity (UOA)	0
Carry forward orthodontic activity (UOA)	0
Baseline contract value	£15,629.74

ACCESS*

Patients seen in 24 months	Total	Change since previous quarter
Quarter ending December 2015	301	
Quarter ending March 2016	298	→
Quarter ending June 2016	288	↓
Quarter ending September 2016	279	↓
Quarter ending December 2016	291	↑
Variance since December 2015	(3.3%)	↓



ACTIVITY



Month	Adjusted Scheduled Activity (UDA)	
	2016	2017
April	23	11
May	43	31
June	43	77
July	89	106
August	160	149
September	200	183
October	227	212
November	293	243
December	309	286
January	322	
February	383	
March	383	
April	460	
May	463	
June	463	

QUALITY

	Quantity	Base Number	Contract	AT	Region	England
% of FP17s for the same patient ID Re-attending within 3 months - Children	10	222	4.5%	10.5%	11.9%	12.4%
% of FP17s for the same patient ID Re-attending within 3 months - Adults	3	43	7.0%	15.9%	16.5%	16.6%
% of FP17s for the same patient ID Re-attending between 3 & 9 months - Children	96	222	43.2%	58.4%	60.2%	57.5%
% of FP17s for the same patient ID Re-attending between 3 & 9 months - Adults	14	43	32.6%	49.8%	52.0%	50.4%
% of FP17s for Band 1 Urgent Courses	0	224	0.0%	10.4%	9.5%	9.1%
% of FP17s Relating to Free Repair or Replacements	0	224	0.0%	0.9%	0.7%	0.8%
% of FP17s Relating to Continuations	2	224	0.9%	1.4%	1.2%	1.3%
% of Patients satisfied with the dentistry they have received	0	0	N/A	93.0%	92.9%	92.7%
% of Patients satisfied with the time they had to wait for an appointment	0	0	N/A	87.7%	88.8%	88.8%

* This is based on patients treated on this contract for their most recent course of treatment. Figures in italics indicate the base number of FP17s or Patient Questionnaire responses are less than 100. N/A is shown where the base number of responses is less than 10 during the period. % is calculated as Quantity/Base number*100

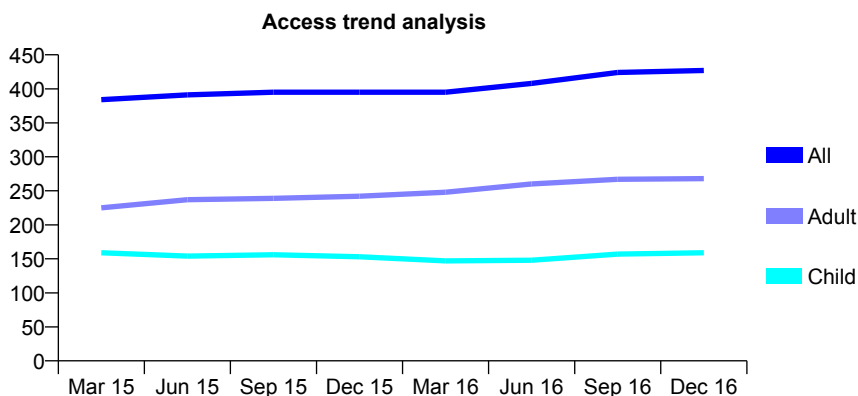
Q66 - Vital Signs At a Glance Contract Report for 985600/0001 - December 2016

Name or company name	MR A ZAHEDI SHALFOROUGH
Contract type name	GDS Contract
Purpose of contract	General
Contract start date	01/04/2006
Contract end date	

16/17 Contracted general activity (UDA)	1,957
Carry forward general activity (UDA)	0
16/17 Contracted orthodontic activity (UOA)	0
Carry forward orthodontic activity (UOA)	0
Baseline contract value	£50,134.53

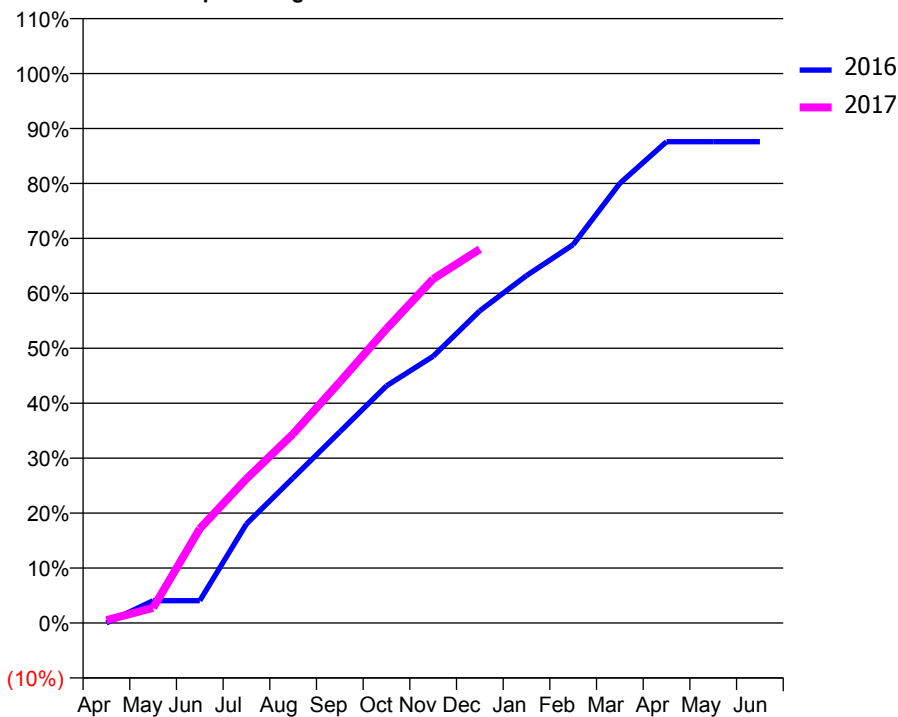
ACCESS*

Patients seen in 24 months	Total	Change since previous quarter
Quarter ending December 2015	395	
Quarter ending March 2016	395	→
Quarter ending June 2016	408	↑
Quarter ending September 2016	424	↑
Quarter ending December 2016	427	→
Variance since December 2015	8.1%	↑



ACTIVITY

Cumulative percentage of contracted UDA delivered 2016 & 2017



Adjusted Scheduled Activity (UDA)

Month	2016	2017
April	0	10
May	79	54
June	79	336
July	353	514
August	517	674
September	681	858
October	844	1,048
November	950	1,226
December	1,112	1,331
January	1,237	
February	1,348	
March	1,566	
April	1,714	
May	1,714	
June	1,714	

QUALITY

	Quantity	Base Number	Contract	AT	Region	England
% of FP17s for the same patient ID Re-attending within 3 months - Children	26	210	12.4%	10.5%	11.9%	12.4%
% of FP17s for the same patient ID Re-attending within 3 months - Adults	47	315	14.9%	15.9%	16.5%	16.6%
% of FP17s for the same patient ID Re-attending between 3 & 9 months - Children	136	210	64.8%	58.4%	60.2%	57.5%
% of FP17s for the same patient ID Re-attending between 3 & 9 months - Adults	196	315	62.2%	49.8%	52.0%	50.4%
% of FP17s for Band 1 Urgent Courses	47	470	10.0%	10.4%	9.5%	9.1%
% of FP17s Relating to Free Repair or Replacements	0	470	0.0%	0.9%	0.7%	0.8%
% of FP17s Relating to Continuations	2	470	0.4%	1.4%	1.2%	1.3%
% of Patients satisfied with the dentistry they have received	3	3	N/A	93.0%	92.9%	92.7%
% of Patients satisfied with the time they had to wait for an appointment	3	3	N/A	87.7%	88.8%	88.8%

* This is based on patients treated on this contract for their most recent course of treatment. Figures in italics indicate the base number of FP17s or Patient Questionnaire responses are less than 100. N/A is shown where the base number of responses is less than 10 during the period. % is calculated as Quantity/Base number*100

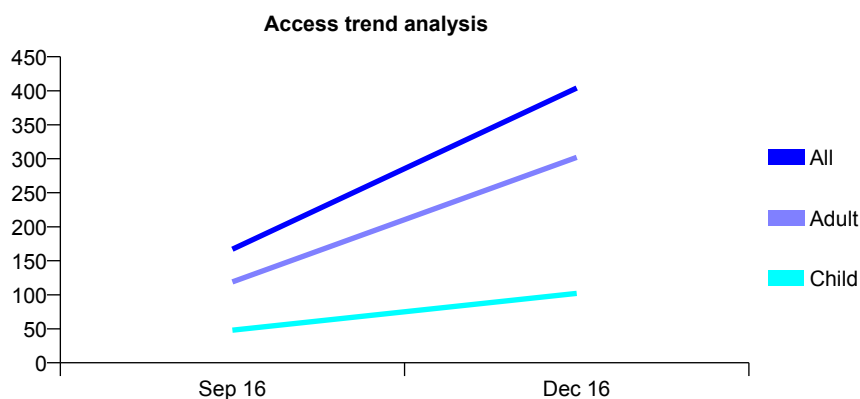
Q67 - Vital Signs At a Glance Contract Report for 100166/0000 - December 2016

Name or company name	Church Hill dental Practice
Contract type name	PDS Contract
Purpose of contract	General
Contract start date	03/03/2016
Contract end date	31/03/2018

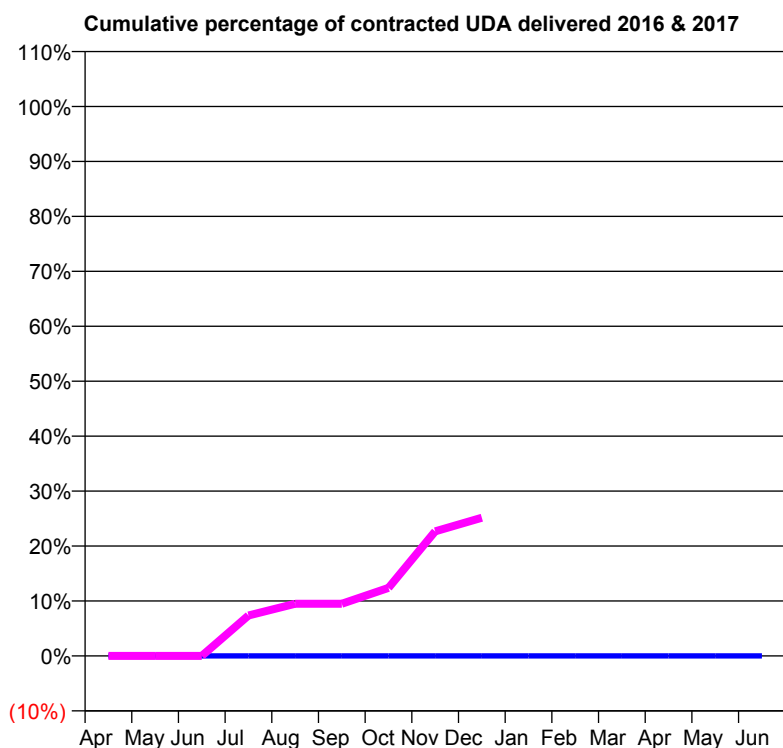
16/17 Contracted general activity (UDA)	4,800
Carry forward general activity (UDA)	0
16/17 Contracted orthodontic activity (UOA)	0
Carry forward orthodontic activity (UOA)	0
Baseline contract value	£109,476.69

ACCESS*

Patients seen in 24 months	Total	Change since previous quarter
Quarter ending December 2015	0	
Quarter ending March 2016	0	
Quarter ending June 2016	0	
Quarter ending September 2016	167	↑
Quarter ending December 2016	404	↑
Variance since December 2015	N/A	



ACTIVITY



Month	Adjusted Scheduled Activity (UDA)	
	2016	2017
April	0	0
May	0	0
June	0	0
July	0	354
August	0	456
September	0	456
October	0	594
November	0	1,088
December	0	1,207
January	0	
February	0	
March	0	
April	0	
May	0	
June	0	

QUALITY

	Quantity	Base Number	Contract	AT	Region	England
% of FP17s for the same patient ID Re-attending within 3 months - Children	5	118	4.2%	12.1%	11.9%	12.4%
% of FP17s for the same patient ID Re-attending within 3 months - Adults	27	385	7.0%	17.2%	16.5%	16.6%
% of FP17s for the same patient ID Re-attending between 3 & 9 months - Children	8	118	6.8%	55.4%	60.2%	57.5%
% of FP17s for the same patient ID Re-attending between 3 & 9 months - Adults	14	385	3.6%	48.6%	52.0%	50.4%
% of FP17s for Band 1 Urgent Courses	120	503	23.9%	10.8%	9.5%	9.1%
% of FP17s Relating to Free Repair or Replacements	4	503	0.8%	0.6%	0.7%	0.8%
% of FP17s Relating to Continuations	1	503	0.2%	1.0%	1.2%	1.3%
% of Patients satisfied with the dentistry they have received	0	0	N/A	92.1%	92.9%	92.7%
% of Patients satisfied with the time they had to wait for an appointment	0	0	N/A	87.9%	88.8%	88.8%

* This is based on patients treated on this contract for their most recent course of treatment. Figures in italics indicate the base number of FP17s or Patient Questionnaire responses are less than 100. N/A is shown where the base number of responses is less than 10 during the period. % is calculated as Quantity/Base number*100

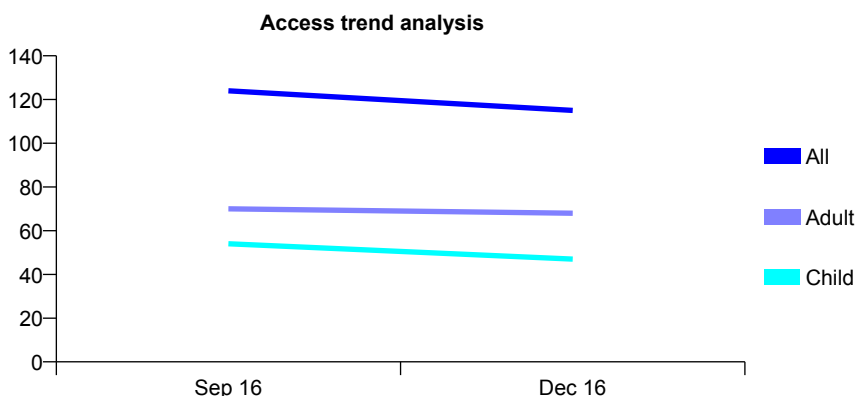
Q67 - Vital Signs At a Glance Contract Report for 100197/0000 - December 2016

Name or company name	Holborough Dental Care Ltd
Contract type name	GDS Contract
Purpose of contract	General
Contract start date	23/05/2016
Contract end date	22/08/2016

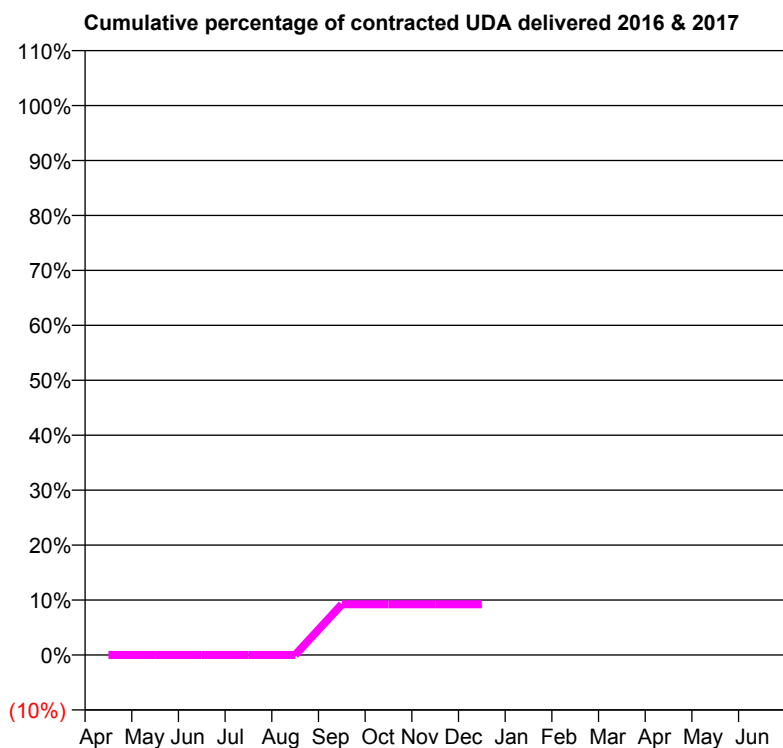
16/17 Contracted general activity (UDA)	2,151
Carry forward general activity (UDA)	0
16/17 Contracted orthodontic activity (UOA)	0
Carry forward orthodontic activity (UOA)	0
Baseline contract value	£59,383.75

ACCESS*

Patients seen in 24 months	Total	Change since previous quarter
Quarter ending December 2015	0	
Quarter ending March 2016	0	
Quarter ending June 2016	0	
Quarter ending September 2016	124	↑
Quarter ending December 2016	115	↓
Variance since December 2015	N/A	



ACTIVITY



Month	Adjusted Scheduled Activity (UDA)	
	2016	2017
April	0	0
May	0	0
June	0	0
July	0	0
August	0	0
September	0	199
October	0	199
November	0	199
December	0	199
January	0	
February	0	
March	0	
April	0	
May	0	
June	0	

QUALITY

	Quantity	Base Number	Contract	AT	Region	England
% of FP17s for the same patient ID Re-attending within 3 months - Children	0	55	0.0%	12.1%	11.9%	12.4%
% of FP17s for the same patient ID Re-attending within 3 months - Adults	1	86	1.2%	17.2%	16.5%	16.6%
% of FP17s for the same patient ID Re-attending between 3 & 9 months - Children	0	55	0.0%	55.4%	60.2%	57.5%
% of FP17s for the same patient ID Re-attending between 3 & 9 months - Adults	0	86	0.0%	48.6%	52.0%	50.4%
% of FP17s for Band 1 Urgent Courses	13	141	9.2%	10.8%	9.5%	9.1%
% of FP17s Relating to Free Repair or Replacements	1	141	0.7%	0.6%	0.7%	0.8%
% of FP17s Relating to Continuations	0	141	0.0%	1.0%	1.2%	1.3%
% of Patients satisfied with the dentistry they have received	0	0	N/A	92.1%	92.9%	92.7%
% of Patients satisfied with the time they had to wait for an appointment	0	0	N/A	87.9%	88.8%	88.8%

* This is based on patients treated on this contract for their most recent course of treatment. Figures in italics indicate the base number of FP17s or Patient Questionnaire responses are less than 100. N/A is shown where the base number of responses is less than 10 during the period. % is calculated as Quantity/Base number*100

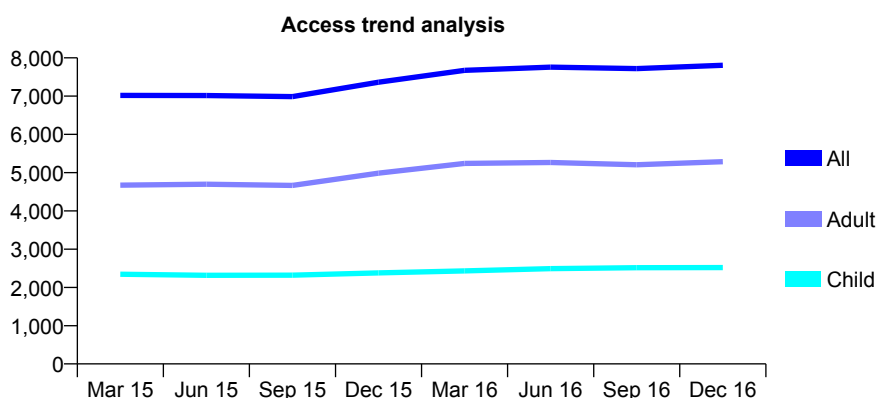
Q67 - Vital Signs At a Glance Contract Report for 101281/0032 - December 2016

Name or company name	OASIS DENTAL CARE LTD
Contract type name	GDS Contract
Purpose of contract	General
Contract start date	01/04/2006
Contract end date	

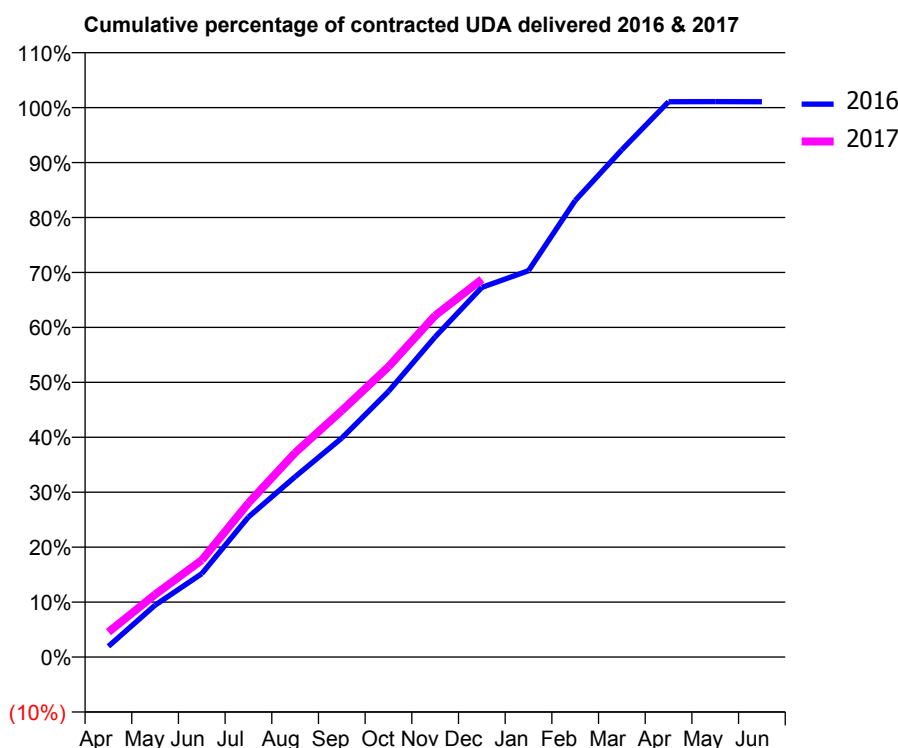
16/17 Contracted general activity (UDA)	19,413
Carry forward general activity (UDA)	-205
16/17 Contracted orthodontic activity (UOA)	0
Carry forward orthodontic activity (UOA)	0
Baseline contract value	£446,961.54

ACCESS*

Patients seen in 24 months	Total	Change since previous quarter
Quarter ending December 2015	7,364	
Quarter ending March 2016	7,674	↑
Quarter ending June 2016	7,756	→
Quarter ending September 2016	7,719	→
Quarter ending December 2016	7,807	→
Variance since December 2015	6.0%	↑



ACTIVITY



Month	Adjusted Scheduled Activity (UDA)	
	2016	2017
April	377	883
May	1,833	2,212
June	2,947	3,429
July	4,951	5,443
August	6,373	7,221
September	7,740	8,710
October	9,389	10,260
November	11,314	12,068
December	13,063	13,344
January	13,649	
February	16,129	
March	17,924	
April	19,620	
May	19,625	
June	19,618	

QUALITY

	Quantity	Base Number	Contract	AT	Region	England
% of FP17s for the same patient ID Re-attending within 3 months - Children	245	2,962	8.3%	12.1%	11.9%	12.4%
% of FP17s for the same patient ID Re-attending within 3 months - Adults	999	5,726	17.4%	17.2%	16.5%	16.6%
% of FP17s for the same patient ID Re-attending between 3 & 9 months - Children	1,792	2,962	60.5%	55.4%	60.2%	57.5%
% of FP17s for the same patient ID Re-attending between 3 & 9 months - Adults	2,835	5,726	49.5%	48.6%	52.0%	50.4%
% of FP17s for Band 1 Urgent Courses	676	7,769	8.7%	10.8%	9.5%	9.1%
% of FP17s Relating to Free Repair or Replacements	88	7,769	1.1%	0.6%	0.7%	0.8%
% of FP17s Relating to Continuations	186	7,769	2.4%	1.0%	1.2%	1.3%
% of Patients satisfied with the dentistry they have received	10	11	90.9%	92.1%	92.9%	92.7%
% of Patients satisfied with the time they had to wait for an appointment	10	11	90.9%	87.9%	88.8%	88.8%

* This is based on patients treated on this contract for their most recent course of treatment. Figures in italics indicate the base number of FP17s or Patient Questionnaire responses are less than 100. N/A is shown where the base number of responses is less than 10 during the period. % is calculated as Quantity/Base number*100

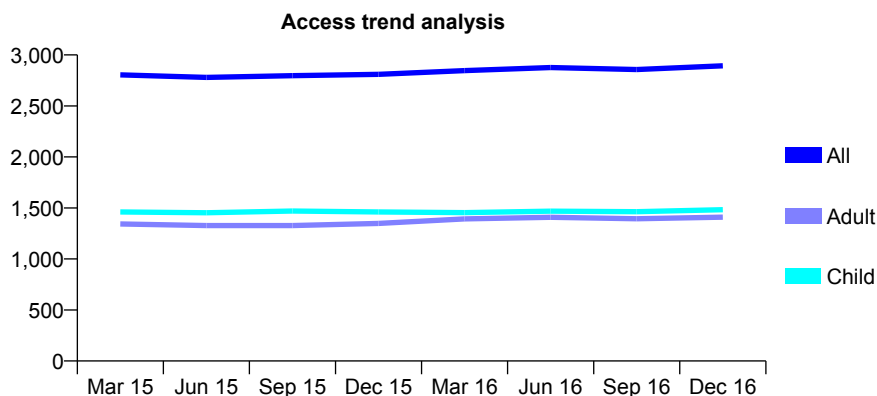
Q67 - Vital Signs At a Glance Contract Report for 101281/0035 - December 2016

Name or company name	OASIS DENTAL CARE LTD
Contract type name	GDS Contract
Purpose of contract	General and Orthodontic
Contract start date	01/04/2006
Contract end date	

16/17 Contracted general activity (UDA)	7,549
Carry forward general activity (UDA)	-110
16/17 Contracted orthodontic activity (UOA)	2,029
Carry forward orthodontic activity (UOA)	0
Baseline contract value	£366,797.19

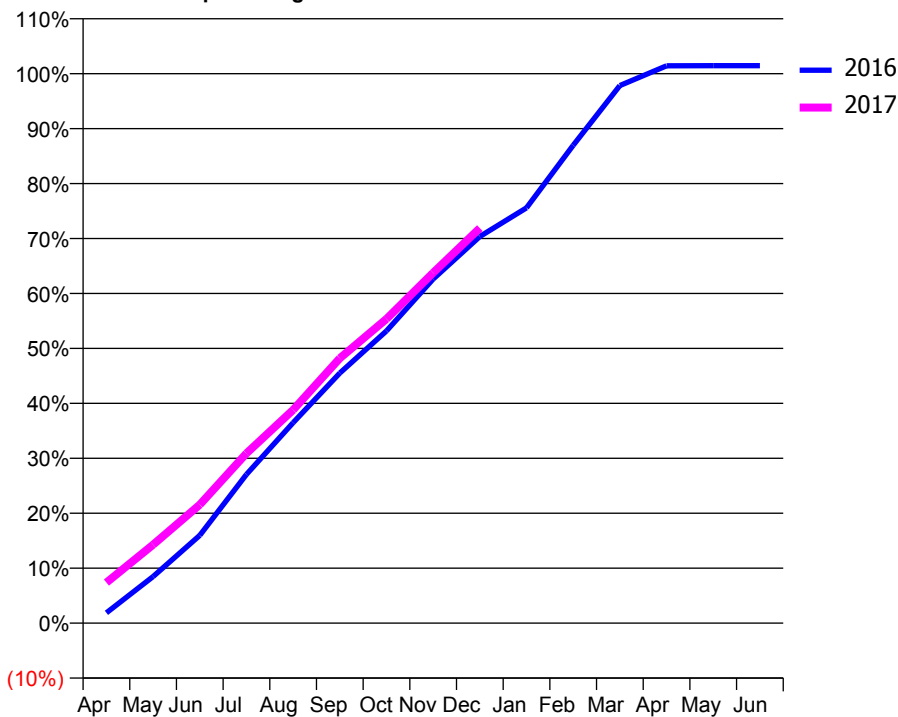
ACCESS*

Patients seen in 24 months	Total	Change since previous quarter
Quarter ending December 2015	2,810	
Quarter ending March 2016	2,847	→
Quarter ending June 2016	2,876	→
Quarter ending September 2016	2,857	→
Quarter ending December 2016	2,893	→
Variance since December 2015	3.0%	↑



ACTIVITY

Cumulative percentage of contracted UDA delivered 2016 & 2017



Month	Adjusted Scheduled Activity (UDA)	
	2016	2017
April	143	558
May	641	1,078
June	1,205	1,628
July	2,044	2,333
August	2,754	2,930
September	3,435	3,640
October	4,015	4,180
November	4,728	4,813
December	5,311	5,427
January	5,705	
February	6,564	
March	7,385	
April	7,657	
May	7,658	
June	7,659	

QUALITY

	Quantity	Base Number	Contract	AT	Region	England
% of FP17s for the same patient ID Re-attending within 3 months - Children	170	1,733	9.8%	12.1%	11.9%	12.4%
% of FP17s for the same patient ID Re-attending within 3 months - Adults	277	1,584	17.5%	17.2%	16.5%	16.6%
% of FP17s for the same patient ID Re-attending between 3 & 9 months - Children	1,005	1,733	58.0%	55.4%	60.2%	57.5%
% of FP17s for the same patient ID Re-attending between 3 & 9 months - Adults	966	1,584	61.0%	48.6%	52.0%	50.4%
% of FP17s for Band 1 Urgent Courses	213	3,064	7.0%	10.8%	9.5%	9.1%
% of FP17s Relating to Free Repair or Replacements	14	3,064	0.5%	0.6%	0.7%	0.8%
% of FP17s Relating to Continuations	8	3,064	0.3%	1.0%	1.2%	1.3%
% of Patients satisfied with the dentistry they have received	12	12	100.0%	92.1%	92.9%	92.7%
% of Patients satisfied with the time they had to wait for an appointment	12	12	100.0%	87.9%	88.8%	88.8%

* This is based on patients treated on this contract for their most recent course of treatment. Figures in italics indicate the base number of FP17s or Patient Questionnaire responses are less than 100. N/A is shown where the base number of responses is less than 10 during the period. % is calculated as Quantity/Base number*100

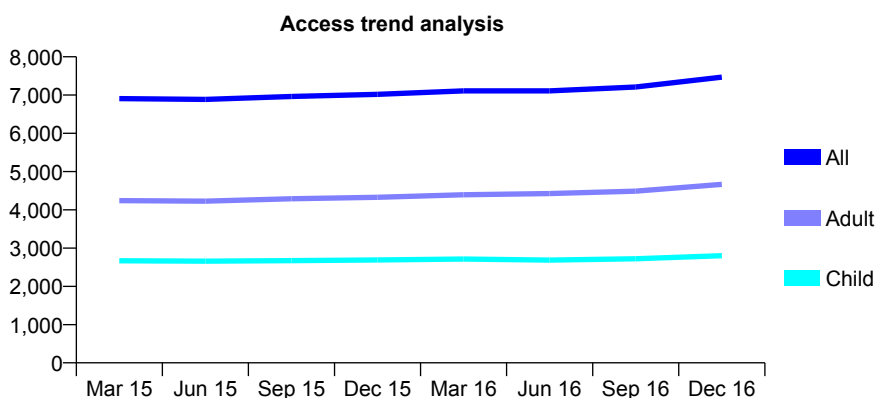
Q67 - Vital Signs At a Glance Contract Report for 101281/0105 - December 2016

Name or company name	OASIS DENTAL CARE LTD
Contract type name	GDS Contract
Purpose of contract	General and Orthodontic
Contract start date	01/04/2006
Contract end date	

16/17 Contracted general activity (UDA)	19,191
Carry forward general activity (UDA)	0
16/17 Contracted orthodontic activity (UOA)	1,035
Carry forward orthodontic activity (UOA)	0
Baseline contract value	£499,289.22

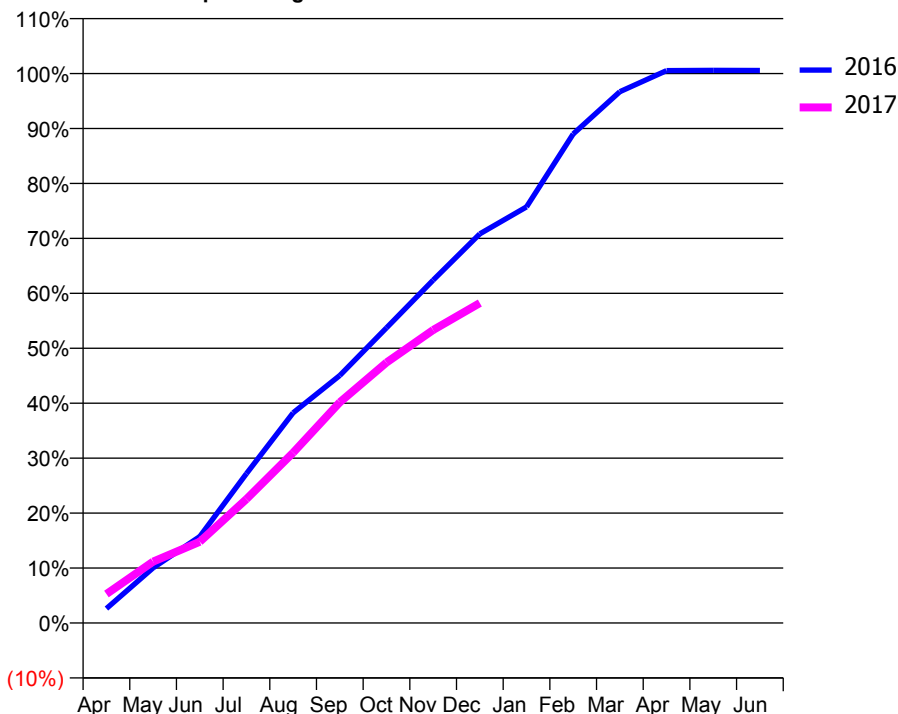
ACCESS*

Patients seen in 24 months	Total	Change since previous quarter
Quarter ending December 2015	7,019	
Quarter ending March 2016	7,109	→
Quarter ending June 2016	7,110	→
Quarter ending September 2016	7,210	→
Quarter ending December 2016	7,467	↑
Variance since December 2015	6.4%	↑



ACTIVITY

Cumulative percentage of contracted UDA delivered 2016 & 2017



Month	Adjusted Scheduled Activity (UDA)	
	2016	2017
April	506	1,014
May	1,926	2,144
June	3,021	2,840
July	5,217	4,331
August	7,344	5,950
September	8,647	7,708
October	10,307	9,097
November	11,976	10,232
December	13,592	11,175
January	14,532	
February	17,078	
March	18,558	
April	19,293	
May	19,302	
June	19,299	

QUALITY

	Quantity	Base Number	Contract	AT	Region	England
% of FP17s for the same patient ID Re-attending within 3 months - Children	233	3,031	7.7%	12.1%	11.9%	12.4%
% of FP17s for the same patient ID Re-attending within 3 months - Adults	491	4,459	11.0%	17.2%	16.5%	16.6%
% of FP17s for the same patient ID Re-attending between 3 & 9 months - Children	1,911	3,031	63.0%	55.4%	60.2%	57.5%
% of FP17s for the same patient ID Re-attending between 3 & 9 months - Adults	2,710	4,459	60.8%	48.6%	52.0%	50.4%
% of FP17s for Band 1 Urgent Courses	299	6,998	4.3%	10.8%	9.5%	9.1%
% of FP17s Relating to Free Repair or Replacements	3	6,998	0.0%	0.6%	0.7%	0.8%
% of FP17s Relating to Continuations	112	6,998	1.6%	1.0%	1.2%	1.3%
% of Patients satisfied with the dentistry they have received	8	8	N/A	92.1%	92.9%	92.7%
% of Patients satisfied with the time they had to wait for an appointment	7	8	N/A	87.9%	88.8%	88.8%

* This is based on patients treated on this contract for their most recent course of treatment. Figures in italics indicate the base number of FP17s or Patient Questionnaire responses are less than 100. N/A is shown where the base number of responses is less than 10 during the period. % is calculated as Quantity/Base number*100

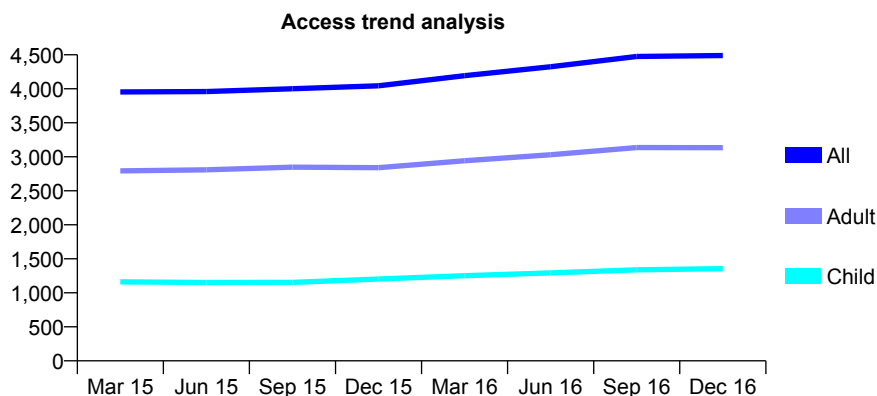
Q67 - Vital Signs At a Glance Contract Report for 101338/0105 - December 2016

Name or company name	Whitecross Dental Care Limited
Contract type name	GDS Contract
Purpose of contract	General
Contract start date	16/11/2009
Contract end date	

16/17 Contracted general activity (UDA)	12,000
Carry forward general activity (UDA)	259
16/17 Contracted orthodontic activity (UOA)	0
Carry forward orthodontic activity (UOA)	0
Baseline contract value	£361,113.51

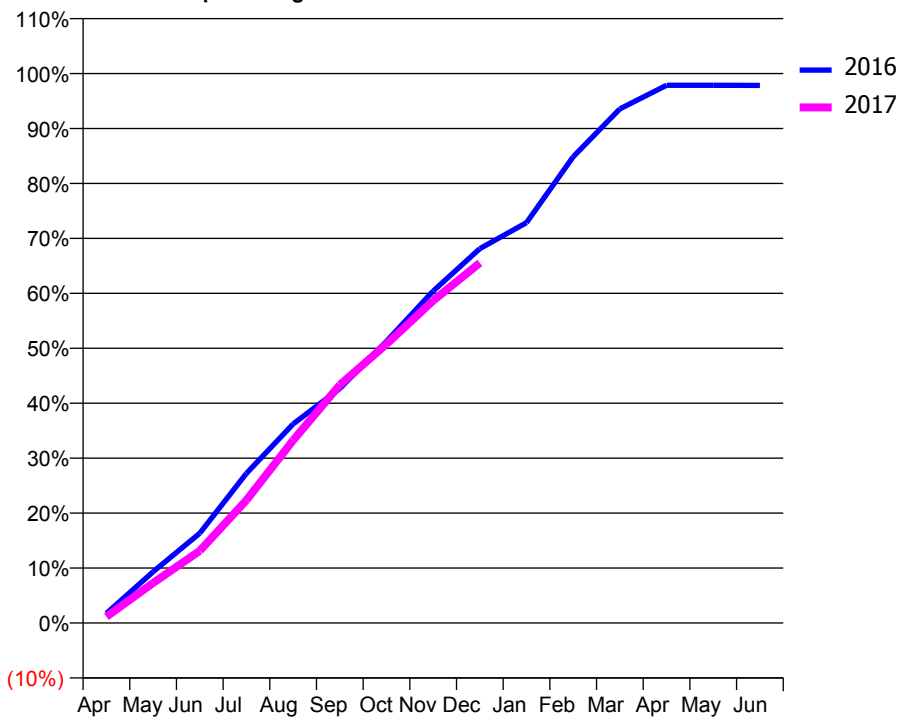
ACCESS*

Patients seen in 24 months	Total	Change since previous quarter
Quarter ending December 2015	4,044	
Quarter ending March 2016	4,193	↑
Quarter ending June 2016	4,325	↑
Quarter ending September 2016	4,475	↑
Quarter ending December 2016	4,490	→
Variance since December 2015	11.0%	↑



ACTIVITY

Cumulative percentage of contracted UDA delivered 2016 & 2017



Month	Adjusted Scheduled Activity (UDA)	
	2016	2017
April	211	139
May	1,121	874
June	1,961	1,577
July	3,268	2,682
August	4,347	3,992
September	5,120	5,200
October	6,151	6,090
November	7,250	7,041
December	8,176	7,863
January	8,744	
February	10,182	
March	11,228	
April	11,742	
May	11,742	
June	11,741	

QUALITY

	Quantity	Base Number	Contract	AT	Region	England
% of FP17s for the same patient ID Re-attending within 3 months - Children	79	1,539	5.1%	12.1%	11.9%	12.4%
% of FP17s for the same patient ID Re-attending within 3 months - Adults	336	3,078	10.9%	17.2%	16.5%	16.6%
% of FP17s for the same patient ID Re-attending between 3 & 9 months - Children	978	1,539	63.5%	55.4%	60.2%	57.5%
% of FP17s for the same patient ID Re-attending between 3 & 9 months - Adults	1,519	3,078	49.4%	48.6%	52.0%	50.4%
% of FP17s for Band 1 Urgent Courses	355	4,393	8.1%	10.8%	9.5%	9.1%
% of FP17s Relating to Free Repair or Replacements	19	4,393	0.4%	0.6%	0.7%	0.8%
% of FP17s Relating to Continuations	95	4,393	2.2%	1.0%	1.2%	1.3%
% of Patients satisfied with the dentistry they have received	11	12	91.7%	92.1%	92.9%	92.7%
% of Patients satisfied with the time they had to wait for an appointment	9	12	75.0%	87.9%	88.8%	88.8%

* This is based on patients treated on this contract for their most recent course of treatment. Figures in italics indicate the base number of FP17s or Patient Questionnaire responses are less than 100. N/A is shown where the base number of responses is less than 10 during the period. % is calculated as Quantity/Base number*100

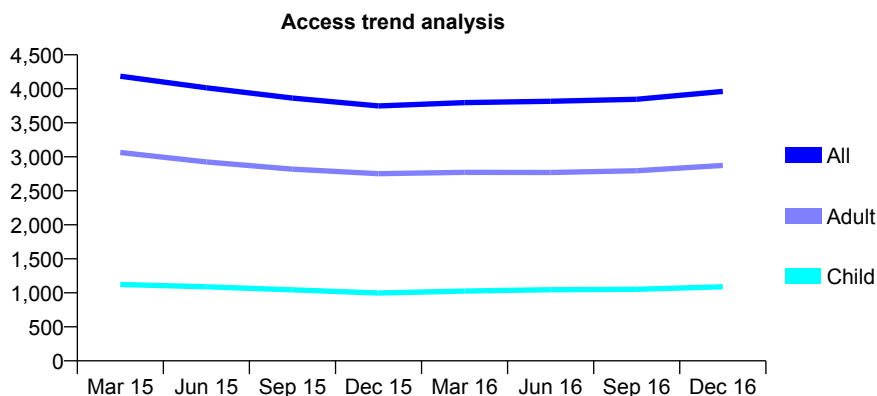
Q67 - Vital Signs At a Glance Contract Report for 101338/0116 - December 2016

Name or company name	Whitecross Dental Care Limited
Contract type name	GDS Contract
Purpose of contract	General
Contract start date	03/03/2010
Contract end date	

16/17 Contracted general activity (UDA)	14,000
Carry forward general activity (UDA)	0
16/17 Contracted orthodontic activity (UOA)	0
Carry forward orthodontic activity (UOA)	0
Baseline contract value	£364,875.12

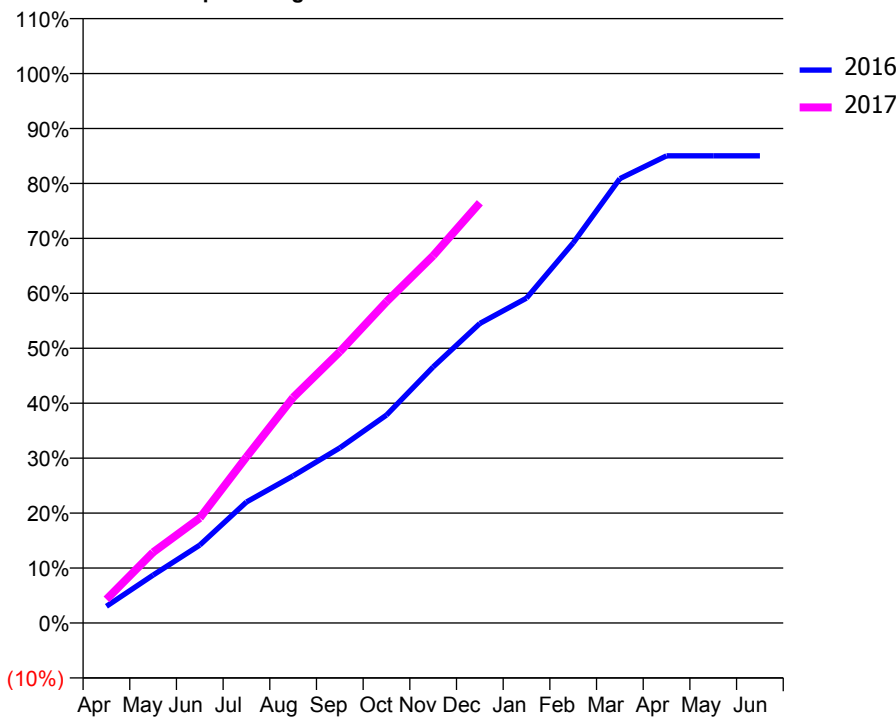
ACCESS*

Patients seen in 24 months	Total	Change since previous quarter
Quarter ending December 2015	3,749	
Quarter ending March 2016	3,798	→
Quarter ending June 2016	3,816	→
Quarter ending September 2016	3,847	→
Quarter ending December 2016	3,962	↑
Variance since December 2015	5.7%	↑



ACTIVITY

Cumulative percentage of contracted UDA delivered 2016 & 2017



Month	Adjusted Scheduled Activity (UDA)	
	2016	2017
April	427	601
May	1,223	1,804
June	1,987	2,675
July	3,084	4,230
August	3,749	5,745
September	4,461	6,913
October	5,298	8,185
November	6,524	9,358
December	7,633	10,707
January	8,278	
February	9,685	
March	11,323	
April	11,901	
May	11,901	
June	11,904	

QUALITY

	Quantity	Base Number	Contract	AT	Region	England
% of FP17s for the same patient ID Re-attending within 3 months - Children	69	1,307	5.3%	12.1%	11.9%	12.4%
% of FP17s for the same patient ID Re-attending within 3 months - Adults	392	3,210	12.2%	17.2%	16.5%	16.6%
% of FP17s for the same patient ID Re-attending between 3 & 9 months - Children	728	1,307	55.7%	55.4%	60.2%	57.5%
% of FP17s for the same patient ID Re-attending between 3 & 9 months - Adults	1,715	3,210	53.4%	48.6%	52.0%	50.4%
% of FP17s for Band 1 Urgent Courses	357	4,262	8.4%	10.8%	9.5%	9.1%
% of FP17s Relating to Free Repair or Replacements	10	4,262	0.2%	0.6%	0.7%	0.8%
% of FP17s Relating to Continuations	132	4,262	3.1%	1.0%	1.2%	1.3%
% of Patients satisfied with the dentistry they have received	9	10	90.0%	92.1%	92.9%	92.7%
% of Patients satisfied with the time they had to wait for an appointment	9	10	90.0%	87.9%	88.8%	88.8%

* This is based on patients treated on this contract for their most recent course of treatment. Figures in italics indicate the base number of FP17s or Patient Questionnaire responses are less than 100. N/A is shown where the base number of responses is less than 10 during the period. % is calculated as Quantity/Base number*100

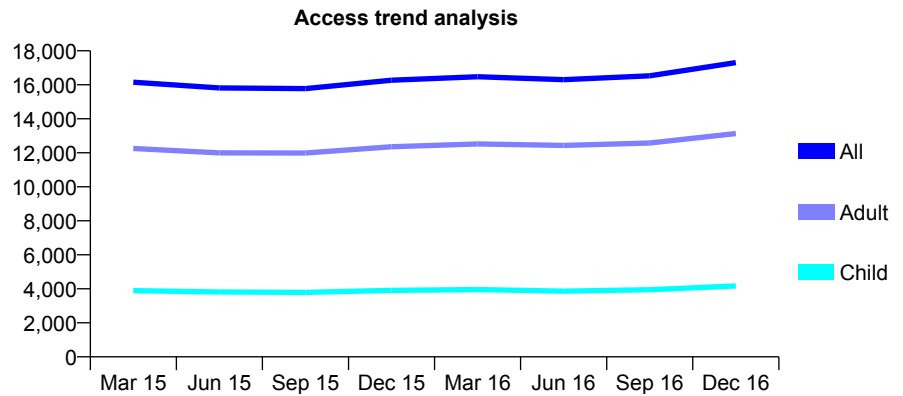
Q67 - Vital Signs At a Glance Contract Report for 101370/0009 - December 2016

Name or company name	Petrie Tucker & Partners Ltd
Contract type name	GDS Contract
Purpose of contract	General
Contract start date	01/04/2006
Contract end date	

16/17 Contracted general activity (UDA)	63,012
Carry forward general activity (UDA)	0
16/17 Contracted orthodontic activity (UOA)	0
Carry forward orthodontic activity (UOA)	0
Baseline contract value	£1,766,852.51

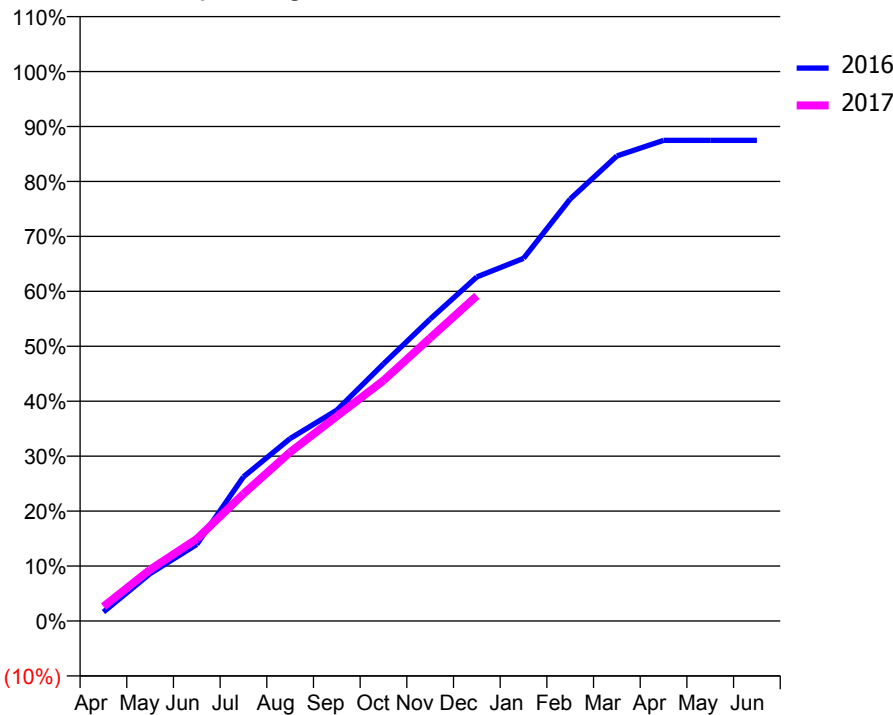
ACCESS*

Patients seen in 24 months	Total	Change since previous quarter
Quarter ending December 2015	16,270	
Quarter ending March 2016	16,472	→
Quarter ending June 2016	16,302	↓
Quarter ending September 2016	16,527	→
Quarter ending December 2016	17,304	↑
Variance since December 2015	6.4%	↑



ACTIVITY

Cumulative percentage of contracted UDA delivered 2016 & 2017



Month	Adjusted Scheduled Activity (UDA)	
	2016	2017
April	1,031	1,653
May	5,433	5,890
June	8,784	9,418
July	16,542	14,579
August	20,921	19,365
September	24,185	23,475
October	29,487	27,583
November	34,619	32,450
December	39,455	37,290
January	41,577	
February	48,395	
March	53,324	
April	55,113	
May	55,114	
June	55,117	

QUALITY

	Quantity	Base Number	Contract	AT	Region	England
% of FP17s for the same patient ID Re-attending within 3 months - Children	287	4,327	6.6%	12.1%	11.9%	12.4%
% of FP17s for the same patient ID Re-attending within 3 months - Adults	1,938	14,011	13.8%	17.2%	16.5%	16.6%
% of FP17s for the same patient ID Re-attending between 3 & 9 months - Children	2,275	4,327	52.6%	55.4%	60.2%	57.5%
% of FP17s for the same patient ID Re-attending between 3 & 9 months - Adults	6,446	14,011	46.0%	48.6%	52.0%	50.4%
% of FP17s for Band 1 Urgent Courses	1,599	17,657	9.1%	10.8%	9.5%	9.1%
% of FP17s Relating to Free Repair or Replacements	115	17,657	0.7%	0.6%	0.7%	0.8%
% of FP17s Relating to Continuations	303	17,657	1.7%	1.0%	1.2%	1.3%
% of Patients satisfied with the dentistry they have received	32	34	94.1%	92.1%	92.9%	92.7%
% of Patients satisfied with the time they had to wait for an appointment	29	34	85.3%	87.9%	88.8%	88.8%

* This is based on patients treated on this contract for their most recent course of treatment. Figures in italics indicate the base number of FP17s or Patient Questionnaire responses are less than 100. N/A is shown where the base number of responses is less than 10 during the period. % is calculated as Quantity/Base number*100

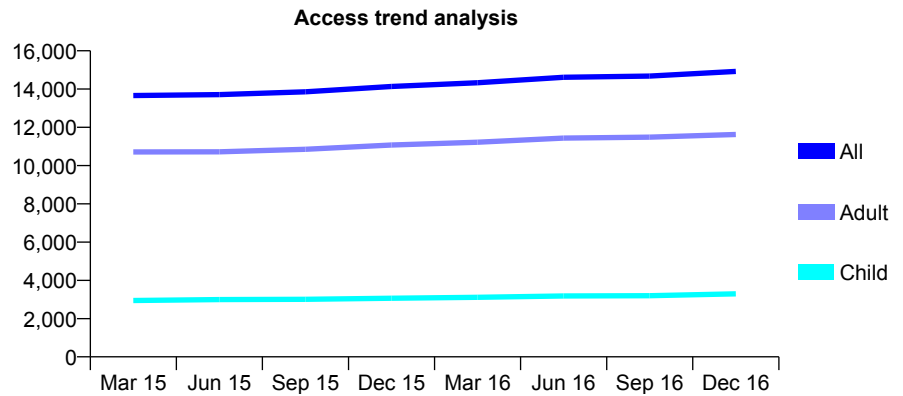
Q67 - Vital Signs At a Glance Contract Report for 101370/0097 - December 2016

Name or company name	Petrie Tucker & Partners Ltd
Contract type name	GDS Contract
Purpose of contract	General
Contract start date	01/04/2007
Contract end date	

16/17 Contracted general activity (UDA)	41,328
Carry forward general activity (UDA)	0
16/17 Contracted orthodontic activity (UOA)	0
Carry forward orthodontic activity (UOA)	0
Baseline contract value	£891,380.74

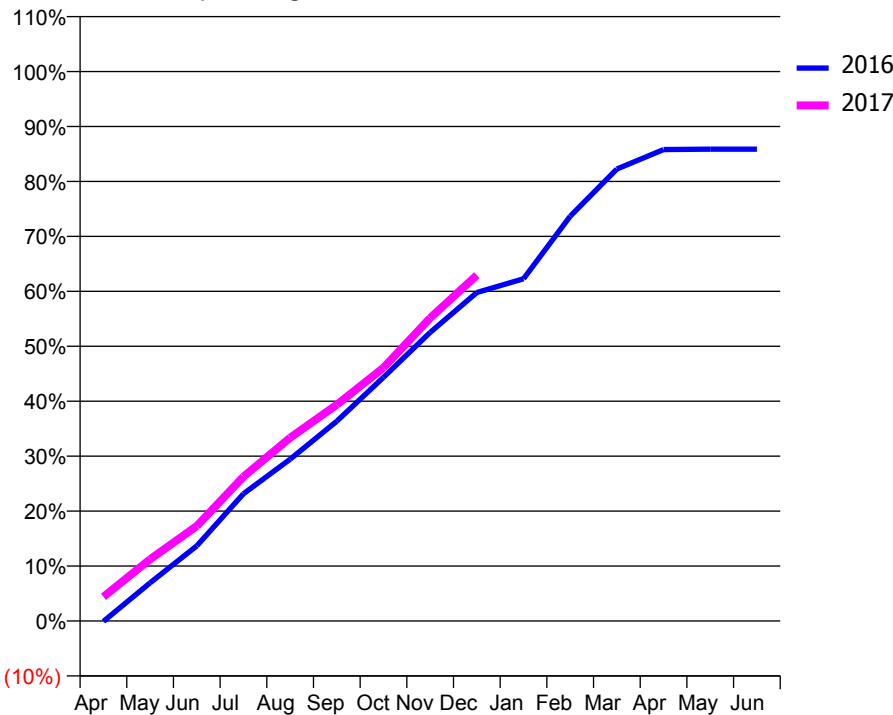
ACCESS*

Patients seen in 24 months	Total	Change since previous quarter
Quarter ending December 2015	14,138	
Quarter ending March 2016	14,332	→
Quarter ending June 2016	14,618	→
Quarter ending September 2016	14,682	→
Quarter ending December 2016	14,922	→
Variance since December 2015	5.5%	↑



ACTIVITY

Cumulative percentage of contracted UDA delivered 2016 & 2017



Month	Adjusted Scheduled Activity (UDA)	
	2016	2017
April	-39	1,821
May	2,869	4,644
June	5,652	7,146
July	9,571	10,854
August	12,168	13,782
September	15,031	16,272
October	18,328	19,053
November	21,708	22,796
December	24,708	26,010
January	25,735	
February	30,447	
March	33,993	
April	35,455	
May	35,484	
June	35,485	

QUALITY

	Quantity	Base Number	Contract	AT	Region	England
% of FP17s for the same patient ID Re-attending within 3 months - Children	175	3,094	5.7%	12.1%	11.9%	12.4%
% of FP17s for the same patient ID Re-attending within 3 months - Adults	1,381	10,919	12.6%	17.2%	16.5%	16.6%
% of FP17s for the same patient ID Re-attending between 3 & 9 months - Children	1,367	3,094	44.2%	55.4%	60.2%	57.5%
% of FP17s for the same patient ID Re-attending between 3 & 9 months - Adults	4,600	10,919	42.1%	48.6%	52.0%	50.4%
% of FP17s for Band 1 Urgent Courses	989	13,351	7.4%	10.8%	9.5%	9.1%
% of FP17s Relating to Free Repair or Replacements	72	13,351	0.5%	0.6%	0.7%	0.8%
% of FP17s Relating to Continuations	230	13,351	1.7%	1.0%	1.2%	1.3%
% of Patients satisfied with the dentistry they have received	30	34	88.2%	92.1%	92.9%	92.7%
% of Patients satisfied with the time they had to wait for an appointment	31	34	91.2%	87.9%	88.8%	88.8%

* This is based on patients treated on this contract for their most recent course of treatment. Figures in italics indicate the base number of FP17s or Patient Questionnaire responses are less than 100. N/A is shown where the base number of responses is less than 10 during the period. % is calculated as Quantity/Base number*100

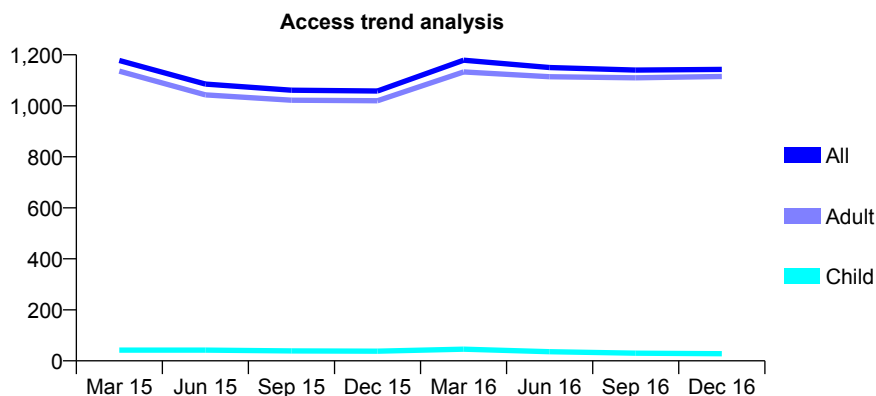
Q67 - Vital Signs At a Glance Contract Report for 101370/0133 - December 2016

Name or company name	Petrie Tucker & Partners Ltd
Contract type name	PDS Contract
Purpose of contract	General
Contract start date	01/04/2012
Contract end date	31/03/2018

16/17 Contracted general activity (UDA)	4,650
Carry forward general activity (UDA)	30
16/17 Contracted orthodontic activity (UOA)	0
Carry forward orthodontic activity (UOA)	0
Baseline contract value	£320,611.19

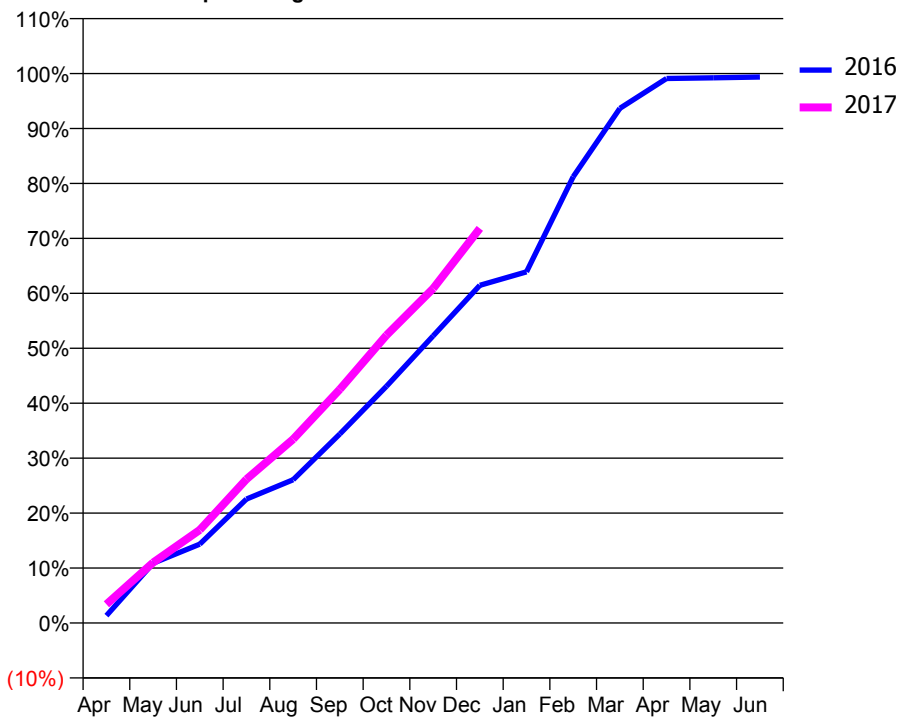
ACCESS*

Patients seen in 24 months	Total	Change since previous quarter
Quarter ending December 2015	1,058	
Quarter ending March 2016	1,179	↑
Quarter ending June 2016	1,150	↓
Quarter ending September 2016	1,140	→
Quarter ending December 2016	1,143	→
Variance since December 2015	8.0%	↑



ACTIVITY

Cumulative percentage of contracted UDA delivered 2016 & 2017



Month	Adjusted Scheduled Activity (UDA)	
	2016	2017
April	63	159
May	506	512
June	668	788
July	1,049	1,217
August	1,212	1,555
September	1,600	1,977
October	2,004	2,436
November	2,430	2,831
December	2,858	3,339
January	2,972	
February	3,776	
March	4,355	
April	4,608	
May	4,614	
June	4,620	

QUALITY

	Quantity	Base Number	Contract	AT	Region	England
% of FP17s for the same patient ID Re-attending within 3 months - Children	0	32	0.0%	12.1%	11.9%	12.4%
% of FP17s for the same patient ID Re-attending within 3 months - Adults	16	969	1.7%	17.2%	16.5%	16.6%
% of FP17s for the same patient ID Re-attending between 3 & 9 months - Children	1	32	3.1%	55.4%	60.2%	57.5%
% of FP17s for the same patient ID Re-attending between 3 & 9 months - Adults	7	969	0.7%	48.6%	52.0%	50.4%
% of FP17s for Band 1 Urgent Courses	0	917	0.0%	10.8%	9.5%	9.1%
% of FP17s Relating to Free Repair or Replacements	0	917	0.0%	0.6%	0.7%	0.8%
% of FP17s Relating to Continuations	12	917	1.3%	1.0%	1.2%	1.3%
% of Patients satisfied with the dentistry they have received	3	3	N/A	92.1%	92.9%	92.7%
% of Patients satisfied with the time they had to wait for an appointment	1	3	N/A	87.9%	88.8%	88.8%

* This is based on patients treated on this contract for their most recent course of treatment. Figures in italics indicate the base number of FP17s or Patient Questionnaire responses are less than 100. N/A is shown where the base number of responses is less than 10 during the period. % is calculated as Quantity/Base number*100

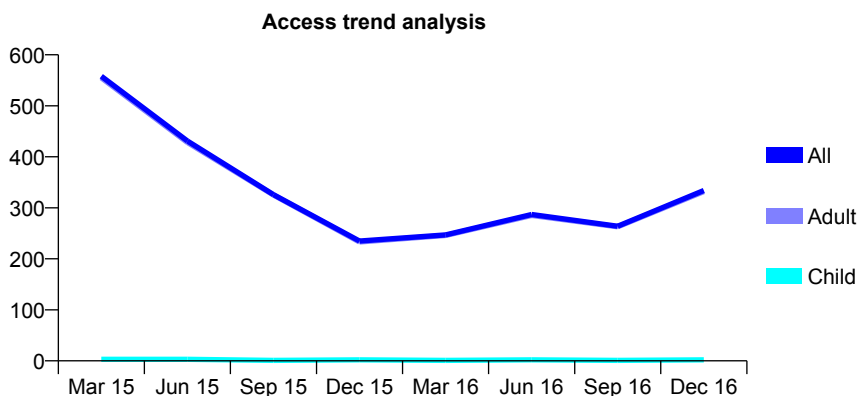
Q67 - Vital Signs At a Glance Contract Report for 101370/0135 - December 2016

Name or company name	Petrie Tucker & Partners Ltd
Contract type name	PDS Contract
Purpose of contract	General
Contract start date	01/04/2012
Contract end date	31/03/2018

16/17 Contracted general activity (UDA)	1,550
Carry forward general activity (UDA)	-31
16/17 Contracted orthodontic activity (UOA)	0
Carry forward orthodontic activity (UOA)	0
Baseline contract value	£77,139.53

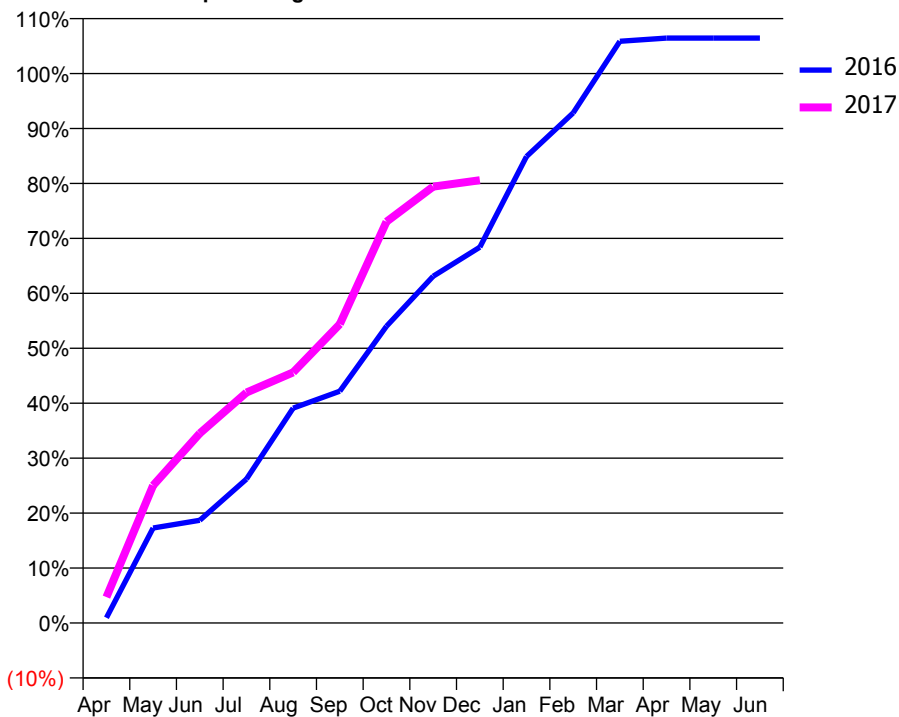
ACCESS*

Patients seen in 24 months	Total	Change since previous quarter
Quarter ending December 2015	235	
Quarter ending March 2016	247	↑
Quarter ending June 2016	287	↑
Quarter ending September 2016	264	↓
Quarter ending December 2016	334	↑
Variance since December 2015	42.1%	↑



ACTIVITY

Cumulative percentage of contracted UDA delivered 2016 & 2017



Month	Adjusted Scheduled Activity (UDA)	
	2016	2017
April	15	73
May	268	388
June	290	535
July	406	650
August	606	707
September	654	843
October	837	1,132
November	978	1,231
December	1,060	1,249
January	1,316	
February	1,439	
March	1,641	
April	1,650	
May	1,650	
June	1,650	

QUALITY

	Quantity	Base Number	Contract	AT	Region	England
% of FP17s for the same patient ID Re-attending within 3 months - Children	0	5	0.0%	12.1%	11.9%	12.4%
% of FP17s for the same patient ID Re-attending within 3 months - Adults	5	424	1.2%	17.2%	16.5%	16.6%
% of FP17s for the same patient ID Re-attending between 3 & 9 months - Children	0	5	0.0%	55.4%	60.2%	57.5%
% of FP17s for the same patient ID Re-attending between 3 & 9 months - Adults	0	424	0.0%	48.6%	52.0%	50.4%
% of FP17s for Band 1 Urgent Courses	0	426	0.0%	10.8%	9.5%	9.1%
% of FP17s Relating to Free Repair or Replacements	0	426	0.0%	0.6%	0.7%	0.8%
% of FP17s Relating to Continuations	0	426	0.0%	1.0%	1.2%	1.3%
% of Patients satisfied with the dentistry they have received	1	1	N/A	92.1%	92.9%	92.7%
% of Patients satisfied with the time they had to wait for an appointment	0	1	N/A	87.9%	88.8%	88.8%

* This is based on patients treated on this contract for their most recent course of treatment. Figures in italics indicate the base number of FP17s or Patient Questionnaire responses are less than 100. N/A is shown where the base number of responses is less than 10 during the period. % is calculated as Quantity/Base number*100

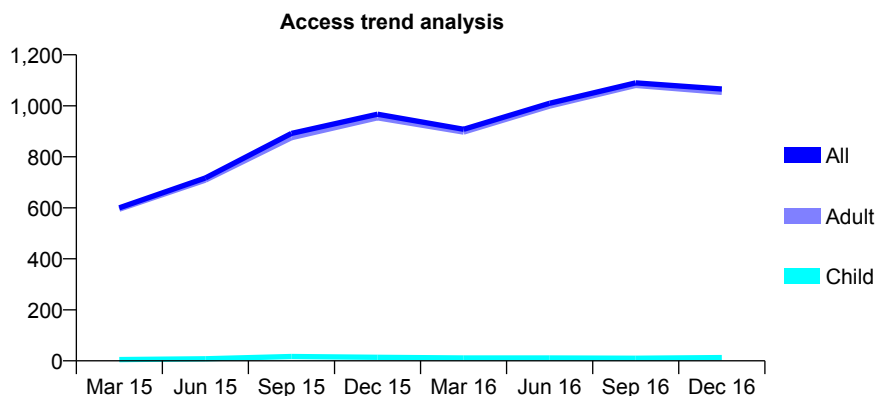
Q67 - Vital Signs At a Glance Contract Report for 101370/0138 - December 2016

Name or company name	Petrie Tucker & Partners Ltd
Contract type name	PDS Contract
Purpose of contract	General
Contract start date	01/04/2014
Contract end date	31/03/2018

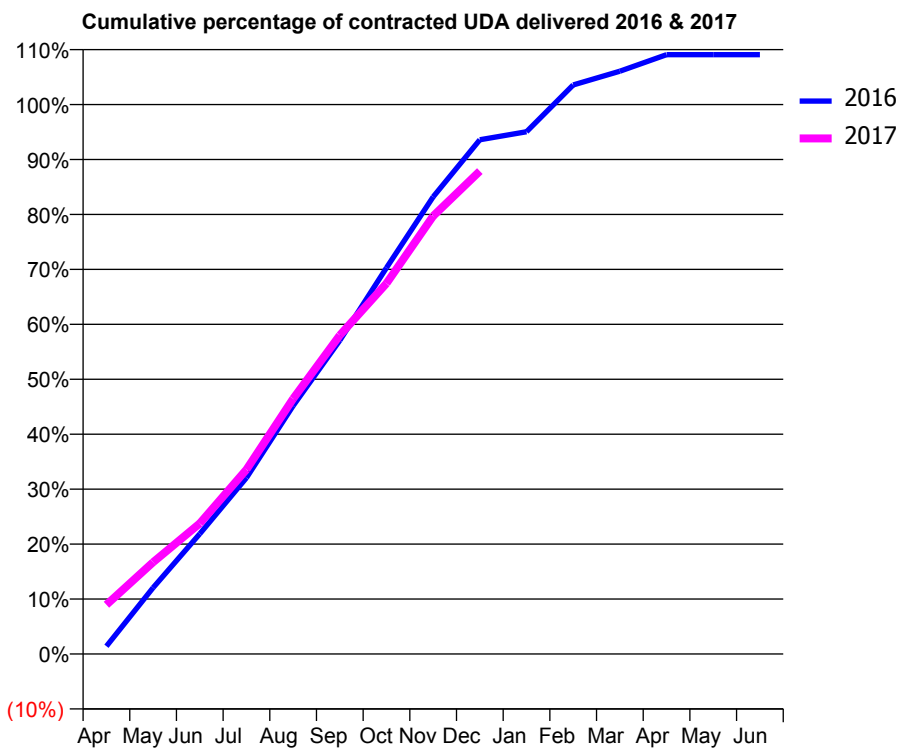
16/17 Contracted general activity (UDA)	3,100
Carry forward general activity (UDA)	-62
16/17 Contracted orthodontic activity (UOA)	0
Carry forward orthodontic activity (UOA)	0
Baseline contract value	£233,025.68

ACCESS*

Patients seen in 24 months	Total	Change since previous quarter
Quarter ending December 2015	967	
Quarter ending March 2016	908	↓
Quarter ending June 2016	1,010	↑
Quarter ending September 2016	1,090	↑
Quarter ending December 2016	1,066	↓
Variance since December 2015	10.2%	↑



ACTIVITY



Month	Adjusted Scheduled Activity (UDA)	
	2016	2017
April	44	278
May	374	518
June	678	737
July	994	1,041
August	1,400	1,440
September	1,769	1,798
October	2,179	2,091
November	2,579	2,471
December	2,901	2,724
January	2,946	
February	3,210	
March	3,288	
April	3,381	
May	3,381	
June	3,381	

QUALITY

	Quantity	Base Number	Contract	AT	Region	England
% of FP17s for the same patient ID Re-attending within 3 months - Children	0	21	0.0%	12.1%	11.9%	12.4%
% of FP17s for the same patient ID Re-attending within 3 months - Adults	4	904	0.4%	17.2%	16.5%	16.6%
% of FP17s for the same patient ID Re-attending between 3 & 9 months - Children	0	21	0.0%	55.4%	60.2%	57.5%
% of FP17s for the same patient ID Re-attending between 3 & 9 months - Adults	3	904	0.3%	48.6%	52.0%	50.4%
% of FP17s for Band 1 Urgent Courses	0	894	0.0%	10.8%	9.5%	9.1%
% of FP17s Relating to Free Repair or Replacements	0	894	0.0%	0.6%	0.7%	0.8%
% of FP17s Relating to Continuations	3	894	0.3%	1.0%	1.2%	1.3%
% of Patients satisfied with the dentistry they have received	4	4	N/A	92.1%	92.9%	92.7%
% of Patients satisfied with the time they had to wait for an appointment	2	4	N/A	87.9%	88.8%	88.8%

* This is based on patients treated on this contract for their most recent course of treatment. Figures in italics indicate the base number of FP17s or Patient Questionnaire responses are less than 100. N/A is shown where the base number of responses is less than 10 during the period. % is calculated as Quantity/Base number*100

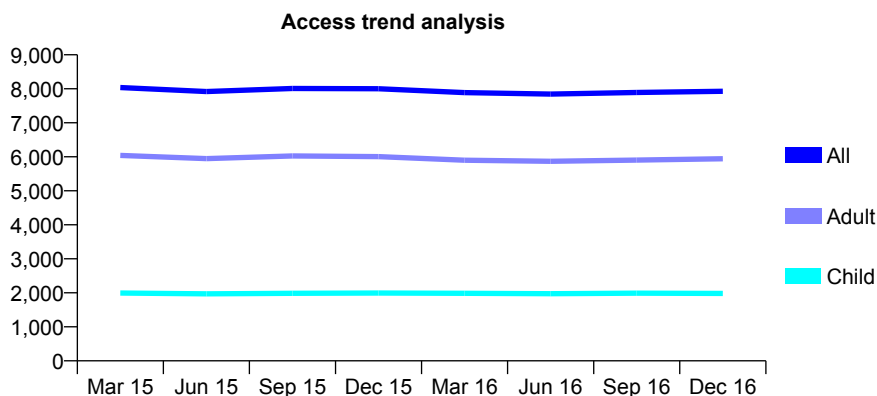
Q67 - Vital Signs At a Glance Contract Report for 101435/0142 - December 2016

Name or company name	IDH Limited
Contract type name	GDS Contract
Purpose of contract	General
Contract start date	01/06/2011
Contract end date	

16/17 Contracted general activity (UDA)	26,899
Carry forward general activity (UDA)	0
16/17 Contracted orthodontic activity (UOA)	0
Carry forward orthodontic activity (UOA)	0
Baseline contract value	£643,118.33

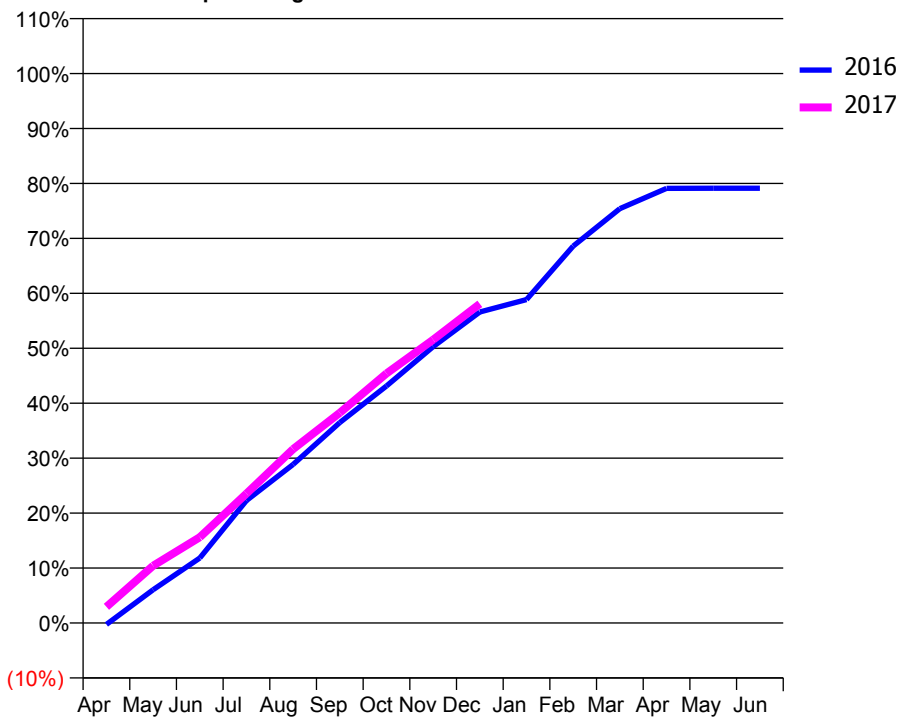
ACCESS*

Patients seen in 24 months	Total	Change since previous quarter
Quarter ending December 2015	8,001	
Quarter ending March 2016	7,887	↓
Quarter ending June 2016	7,844	→
Quarter ending September 2016	7,892	→
Quarter ending December 2016	7,927	→
Variance since December 2015	(0.9%)	→



ACTIVITY

Cumulative percentage of contracted UDA delivered 2016 & 2017



Month	Adjusted Scheduled Activity (UDA)	
	2016	2017
April	-72	793
May	1,632	2,802
June	3,182	4,197
July	5,998	6,332
August	7,764	8,517
September	9,814	10,290
October	11,605	12,219
November	13,526	13,867
December	15,227	15,621
January	15,836	
February	18,453	
March	20,287	
April	21,278	
May	21,281	
June	21,284	

QUALITY

	Quantity	Base Number	Contract	AT	Region	England
% of FP17s for the same patient ID Re-attending within 3 months - Children	132	2,187	6.0%	12.1%	11.9%	12.4%
% of FP17s for the same patient ID Re-attending within 3 months - Adults	785	6,122	12.8%	17.2%	16.5%	16.6%
% of FP17s for the same patient ID Re-attending between 3 & 9 months - Children	1,108	2,187	50.7%	55.4%	60.2%	57.5%
% of FP17s for the same patient ID Re-attending between 3 & 9 months - Adults	2,964	6,122	48.4%	48.6%	52.0%	50.4%
% of FP17s for Band 1 Urgent Courses	596	7,790	7.7%	10.8%	9.5%	9.1%
% of FP17s Relating to Free Repair or Replacements	49	7,790	0.6%	0.6%	0.7%	0.8%
% of FP17s Relating to Continuations	190	7,790	2.4%	1.0%	1.2%	1.3%
% of Patients satisfied with the dentistry they have received	9	11	81.8%	92.1%	92.9%	92.7%
% of Patients satisfied with the time they had to wait for an appointment	9	11	81.8%	87.9%	88.8%	88.8%

* This is based on patients treated on this contract for their most recent course of treatment. Figures in italics indicate the base number of FP17s or Patient Questionnaire responses are less than 100. N/A is shown where the base number of responses is less than 10 during the period. % is calculated as Quantity/Base number*100

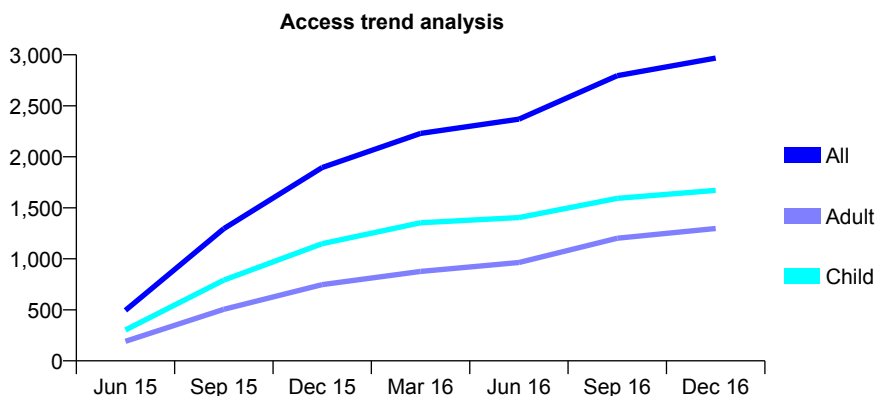
Q67 - Vital Signs At a Glance Contract Report for 102040/0001 - December 2016

Name or company name	Dr Fayaz Jetha
Contract type name	GDS Contract
Purpose of contract	General
Contract start date	20/04/2015
Contract end date	

16/17 Contracted general activity (UDA)	8,926
Carry forward general activity (UDA)	-31
16/17 Contracted orthodontic activity (UOA)	0
Carry forward orthodontic activity (UOA)	0
Baseline contract value	£217,765.43

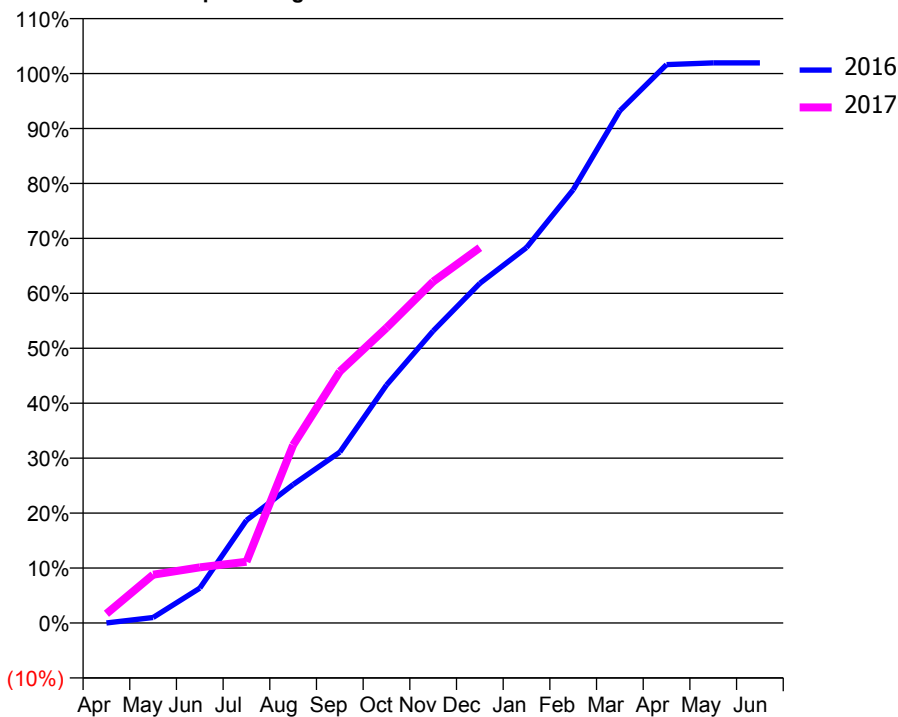
ACCESS*

Patients seen in 24 months	Total	Change since previous quarter
Quarter ending December 2015	1,895	
Quarter ending March 2016	2,230	↑
Quarter ending June 2016	2,369	↑
Quarter ending September 2016	2,795	↑
Quarter ending December 2016	2,968	↑
Variance since December 2015	56.6%	↑



ACTIVITY

Cumulative percentage of contracted UDA delivered 2016 & 2017



Month	Adjusted Scheduled Activity (UDA)	
	2016	2017
April	0	152
May	85	785
June	537	904
July	1,580	994
August	2,131	2,890
September	2,628	4,086
October	3,662	4,794
November	4,494	5,547
December	5,226	6,096
January	5,777	
February	6,668	
March	7,883	
April	8,592	
May	8,618	
June	8,618	

QUALITY

	Quantity	Base Number	Contract	AT	Region	England
% of FP17s for the same patient ID Re-attending within 3 months - Children	90	1,698	5.3%	12.1%	11.9%	12.4%
% of FP17s for the same patient ID Re-attending within 3 months - Adults	216	1,229	17.6%	17.2%	16.5%	16.6%
% of FP17s for the same patient ID Re-attending between 3 & 9 months - Children	867	1,698	51.1%	55.4%	60.2%	57.5%
% of FP17s for the same patient ID Re-attending between 3 & 9 months - Adults	436	1,229	35.5%	48.6%	52.0%	50.4%
% of FP17s for Band 1 Urgent Courses	257	2,679	9.6%	10.8%	9.5%	9.1%
% of FP17s Relating to Free Repair or Replacements	1	2,679	0.0%	0.6%	0.7%	0.8%
% of FP17s Relating to Continuations	4	2,679	0.1%	1.0%	1.2%	1.3%
% of Patients satisfied with the dentistry they have received	3	3	N/A	92.1%	92.9%	92.7%
% of Patients satisfied with the time they had to wait for an appointment	3	3	N/A	87.9%	88.8%	88.8%

* This is based on patients treated on this contract for their most recent course of treatment. Figures in italics indicate the base number of FP17s or Patient Questionnaire responses are less than 100. N/A is shown where the base number of responses is less than 10 during the period. % is calculated as Quantity/Base number*100

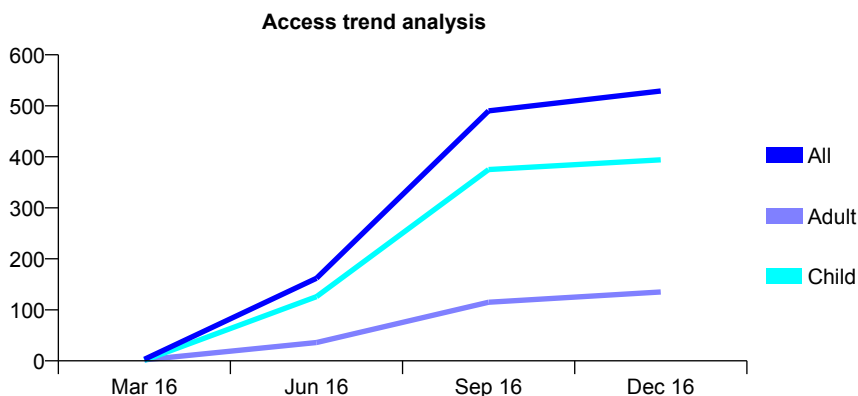
Q67 - Vital Signs At a Glance Contract Report for 103705/0001 - December 2016

Name or company name	Fourways Dental Surgery
Contract type name	GDS Contract
Purpose of contract	General
Contract start date	20/12/2015
Contract end date	

16/17 Contracted general activity (UDA)	1,460
Carry forward general activity (UDA)	0
16/17 Contracted orthodontic activity (UOA)	0
Carry forward orthodontic activity (UOA)	0
Baseline contract value	£35,696.94

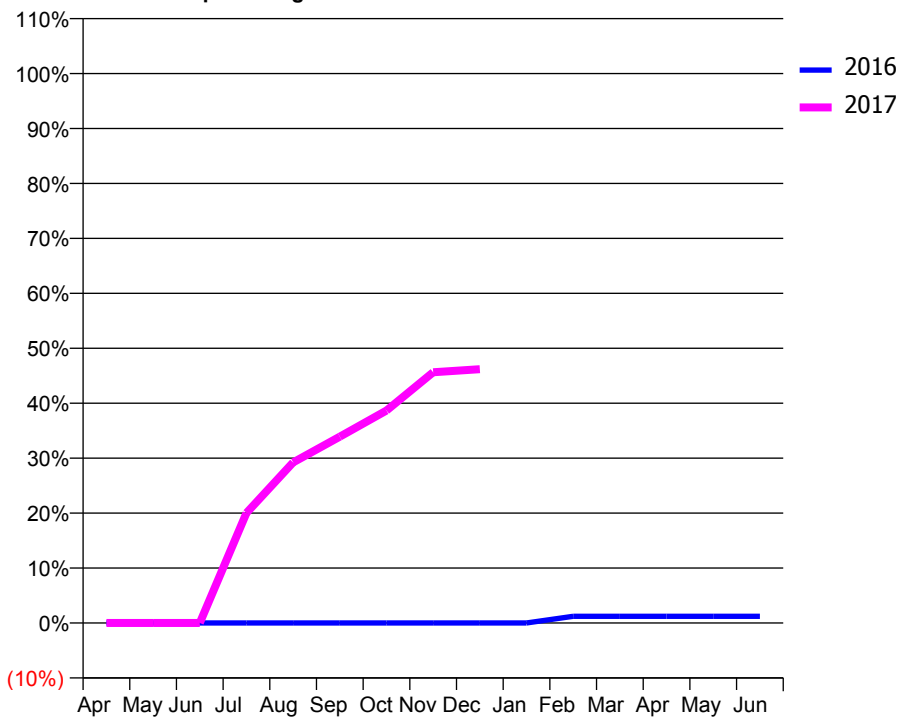
ACCESS*

Patients seen in 24 months	Total	Change since previous quarter
Quarter ending December 2015	0	
Quarter ending March 2016	3	
Quarter ending June 2016	162	↑
Quarter ending September 2016	490	↑
Quarter ending December 2016	529	↑
Variance since December 2015	N/A	



ACTIVITY

Cumulative percentage of contracted UDA delivered 2016 & 2017



Month	Adjusted Scheduled Activity (UDA)	
	2016	2017
April	0	0
May	0	0
June	0	0
July	0	292
August	0	427
September	0	495
October	0	565
November	0	666
December	0	674
January	0	
February	5	
March	5	
April	5	
May	5	
June	5	

QUALITY

	Quantity	Base Number	Contract	AT	Region	England
% of FP17s for the same patient ID Re-attending within 3 months - Children	26	620	4.2%	12.1%	11.9%	12.4%
% of FP17s for the same patient ID Re-attending within 3 months - Adults	7	119	5.9%	17.2%	16.5%	16.6%
% of FP17s for the same patient ID Re-attending between 3 & 9 months - Children	137	620	22.1%	55.4%	60.2%	57.5%
% of FP17s for the same patient ID Re-attending between 3 & 9 months - Adults	18	119	15.1%	48.6%	52.0%	50.4%
% of FP17s for Band 1 Urgent Courses	17	499	3.4%	10.8%	9.5%	9.1%
% of FP17s Relating to Free Repair or Replacements	0	499	0.0%	0.6%	0.7%	0.8%
% of FP17s Relating to Continuations	0	499	0.0%	1.0%	1.2%	1.3%
% of Patients satisfied with the dentistry they have received	1	1	N/A	92.1%	92.9%	92.7%
% of Patients satisfied with the time they had to wait for an appointment	1	1	N/A	87.9%	88.8%	88.8%

* This is based on patients treated on this contract for their most recent course of treatment. Figures in italics indicate the base number of FP17s or Patient Questionnaire responses are less than 100. N/A is shown where the base number of responses is less than 10 during the period. % is calculated as Quantity/Base number*100

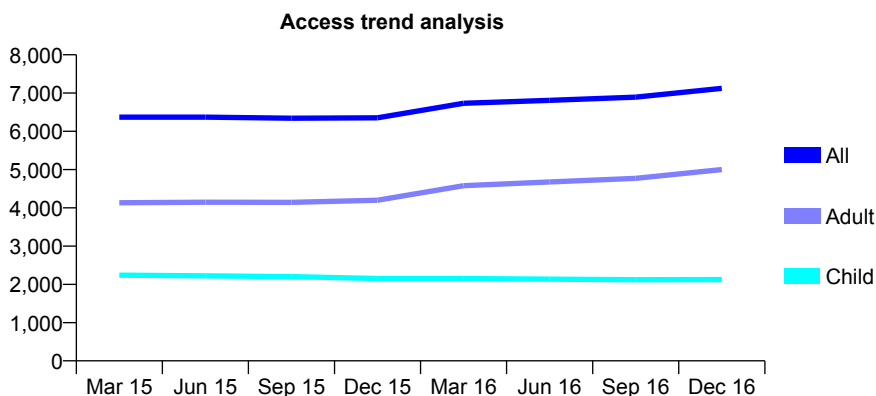
Q67 - Vital Signs At a Glance Contract Report for 104981/0001 - December 2016

Name or company name	Pennypot Dental Practice Ltd
Contract type name	GDS Contract
Purpose of contract	General
Contract start date	11/04/2011
Contract end date	

16/17 Contracted general activity (UDA)	22,682
Carry forward general activity (UDA)	269
16/17 Contracted orthodontic activity (UOA)	0
Carry forward orthodontic activity (UOA)	0
Baseline contract value	£587,866.65

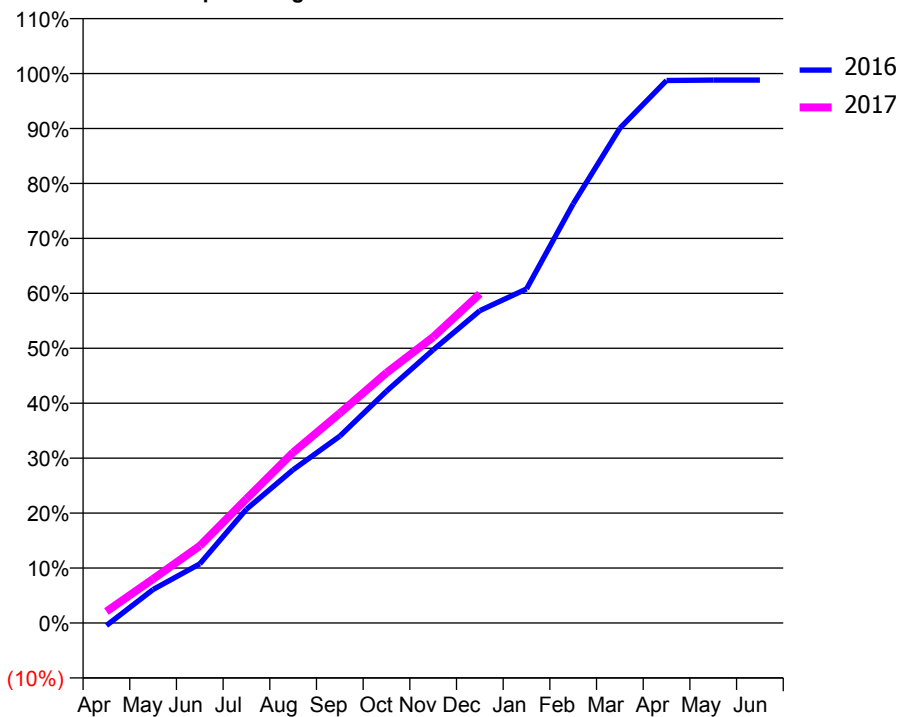
ACCESS*

Patients seen in 24 months	Total	Change since previous quarter
Quarter ending December 2015	6,353	
Quarter ending March 2016	6,733	↑
Quarter ending June 2016	6,811	→
Quarter ending September 2016	6,893	→
Quarter ending December 2016	7,124	↑
Variance since December 2015	12.1%	↑



ACTIVITY

Cumulative percentage of contracted UDA delivered 2016 & 2017



Month	Adjusted Scheduled Activity (UDA)	
	2016	2017
April	-104	476
May	1,360	1,818
June	2,398	3,183
July	4,614	5,127
August	6,214	7,042
September	7,574	8,659
October	9,392	10,326
November	11,067	11,805
December	12,657	13,586
January	13,538	
February	16,983	
March	20,048	
April	21,986	
May	21,998	
June	21,998	

QUALITY

	Quantity	Base Number	Contract	AT	Region	England
% of FP17s for the same patient ID Re-attending within 3 months - Children	204	2,681	7.6%	12.1%	11.9%	12.4%
% of FP17s for the same patient ID Re-attending within 3 months - Adults	794	5,242	15.1%	17.2%	16.5%	16.6%
% of FP17s for the same patient ID Re-attending between 3 & 9 months - Children	1,798	2,681	67.1%	55.4%	60.2%	57.5%
% of FP17s for the same patient ID Re-attending between 3 & 9 months - Adults	2,704	5,242	51.6%	48.6%	52.0%	50.4%
% of FP17s for Band 1 Urgent Courses	979	7,328	13.4%	10.8%	9.5%	9.1%
% of FP17s Relating to Free Repair or Replacements	38	7,328	0.5%	0.6%	0.7%	0.8%
% of FP17s Relating to Continuations	31	7,328	0.4%	1.0%	1.2%	1.3%
% of Patients satisfied with the dentistry they have received	16	16	100.0%	92.1%	92.9%	92.7%
% of Patients satisfied with the time they had to wait for an appointment	15	16	93.8%	87.9%	88.8%	88.8%

* This is based on patients treated on this contract for their most recent course of treatment. Figures in italics indicate the base number of FP17s or Patient Questionnaire responses are less than 100. N/A is shown where the base number of responses is less than 10 during the period. % is calculated as Quantity/Base number*100

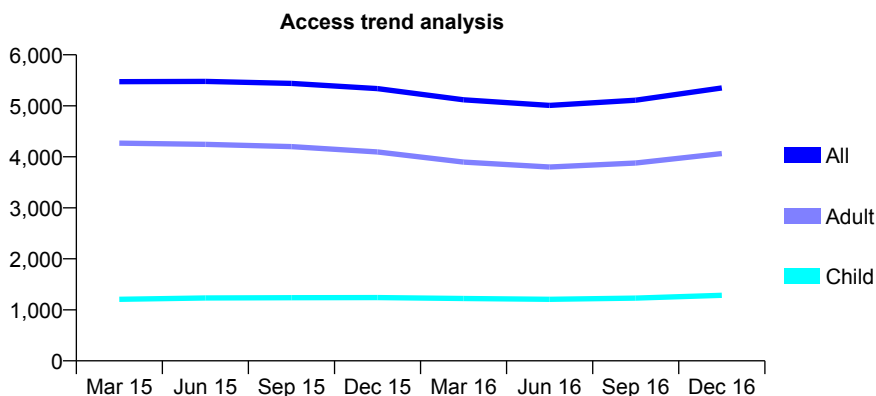
Q67 - Vital Signs At a Glance Contract Report for 104981/0002 - December 2016

Name or company name	Pennypot Dental Practice Ltd
Contract type name	GDS Contract
Purpose of contract	General
Contract start date	11/04/2011
Contract end date	

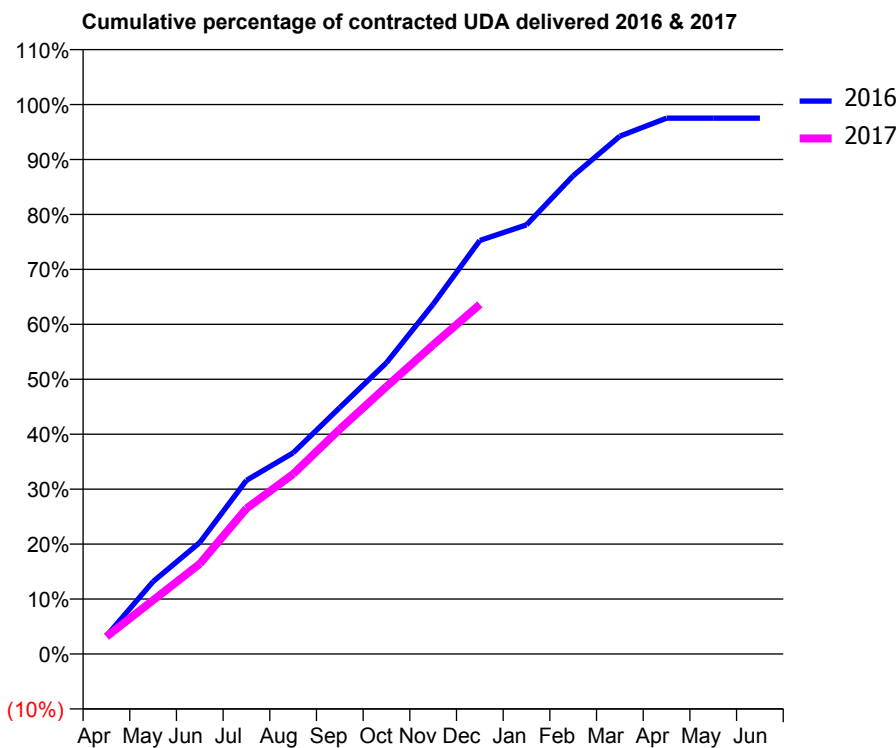
16/17 Contracted general activity (UDA)	15,124
Carry forward general activity (UDA)	0
16/17 Contracted orthodontic activity (UOA)	0
Carry forward orthodontic activity (UOA)	0
Baseline contract value	£391,911.09

ACCESS*

Patients seen in 24 months	Total	Change since previous quarter
Quarter ending December 2015	5,336	
Quarter ending March 2016	5,117	↓
Quarter ending June 2016	5,007	↓
Quarter ending September 2016	5,109	↑
Quarter ending December 2016	5,350	↑
Variance since December 2015	0.3%	→



ACTIVITY



Month	Adjusted Scheduled Activity (UDA)	
	2016	2017
April	487	479
May	1,959	1,480
June	3,015	2,482
July	4,691	4,005
August	5,435	4,953
September	6,659	6,188
October	7,869	7,360
November	9,452	8,509
December	11,171	9,623
January	11,594	
February	12,919	
March	13,991	
April	14,475	
May	14,475	
June	14,475	

QUALITY

	Quantity	Base Number	Contract	AT	Region	England
% of FP17s for the same patient ID Re-attending within 3 months - Children	148	1,633	9.1%	12.1%	11.9%	12.4%
% of FP17s for the same patient ID Re-attending within 3 months - Adults	512	4,564	11.2%	17.2%	16.5%	16.6%
% of FP17s for the same patient ID Re-attending between 3 & 9 months - Children	1,009	1,633	61.8%	55.4%	60.2%	57.5%
% of FP17s for the same patient ID Re-attending between 3 & 9 months - Adults	2,721	4,564	59.6%	48.6%	52.0%	50.4%
% of FP17s for Band 1 Urgent Courses	585	5,936	9.9%	10.8%	9.5%	9.1%
% of FP17s Relating to Free Repair or Replacements	33	5,936	0.6%	0.6%	0.7%	0.8%
% of FP17s Relating to Continuations	20	5,936	0.3%	1.0%	1.2%	1.3%
% of Patients satisfied with the dentistry they have received	13	14	92.9%	92.1%	92.9%	92.7%
% of Patients satisfied with the time they had to wait for an appointment	13	14	92.9%	87.9%	88.8%	88.8%

* This is based on patients treated on this contract for their most recent course of treatment. Figures in italics indicate the base number of FP17s or Patient Questionnaire responses are less than 100. N/A is shown where the base number of responses is less than 10 during the period. % is calculated as Quantity/Base number*100

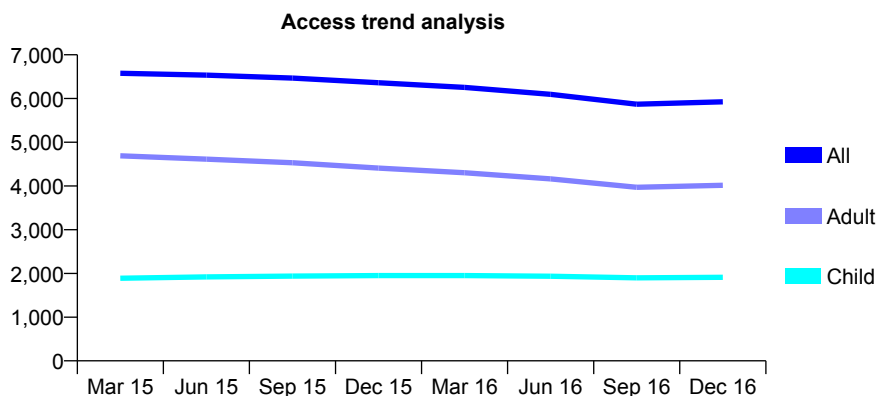
Q67 - Vital Signs At a Glance Contract Report for 104981/0003 - December 2016

Name or company name	Pennypot Dental Practice Ltd
Contract type name	GDS Contract
Purpose of contract	General
Contract start date	11/04/2011
Contract end date	

16/17 Contracted general activity (UDA)	16,000
Carry forward general activity (UDA)	254
16/17 Contracted orthodontic activity (UOA)	0
Carry forward orthodontic activity (UOA)	0
Baseline contract value	£404,447.13

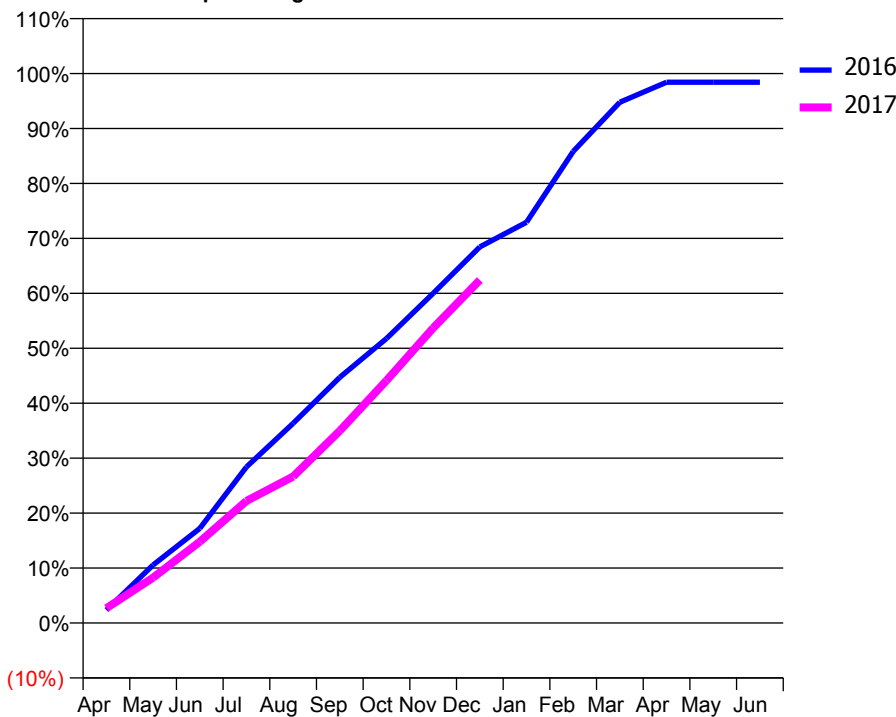
ACCESS*

Patients seen in 24 months	Total	Change since previous quarter
Quarter ending December 2015	6,362	
Quarter ending March 2016	6,254	↓
Quarter ending June 2016	6,095	↓
Quarter ending September 2016	5,870	↓
Quarter ending December 2016	5,926	→
Variance since December 2015	(6.9%)	↓



ACTIVITY

Cumulative percentage of contracted UDA delivered 2016 & 2017



Month	Adjusted Scheduled Activity (UDA)	
	2016	2017
April	378	431
May	1,690	1,320
June	2,756	2,368
July	4,543	3,556
August	5,815	4,265
September	7,153	5,597
October	8,282	7,062
November	9,602	8,589
December	10,950	9,989
January	11,670	
February	13,732	
March	15,165	
April	15,746	
May	15,746	
June	15,746	

QUALITY

	Quantity	Base Number	Contract	AT	Region	England
% of FP17s for the same patient ID Re-attending within 3 months - Children	94	2,102	4.5%	12.1%	11.9%	12.4%
% of FP17s for the same patient ID Re-attending within 3 months - Adults	362	4,043	9.0%	17.2%	16.5%	16.6%
% of FP17s for the same patient ID Re-attending between 3 & 9 months - Children	1,445	2,102	68.7%	55.4%	60.2%	57.5%
% of FP17s for the same patient ID Re-attending between 3 & 9 months - Adults	2,651	4,043	65.6%	48.6%	52.0%	50.4%
% of FP17s for Band 1 Urgent Courses	414	5,800	7.1%	10.8%	9.5%	9.1%
% of FP17s Relating to Free Repair or Replacements	5	5,800	0.1%	0.6%	0.7%	0.8%
% of FP17s Relating to Continuations	17	5,800	0.3%	1.0%	1.2%	1.3%
% of Patients satisfied with the dentistry they have received	9	11	81.8%	92.1%	92.9%	92.7%
% of Patients satisfied with the time they had to wait for an appointment	9	11	81.8%	87.9%	88.8%	88.8%

* This is based on patients treated on this contract for their most recent course of treatment. Figures in italics indicate the base number of FP17s or Patient Questionnaire responses are less than 100. N/A is shown where the base number of responses is less than 10 during the period. % is calculated as Quantity/Base number*100

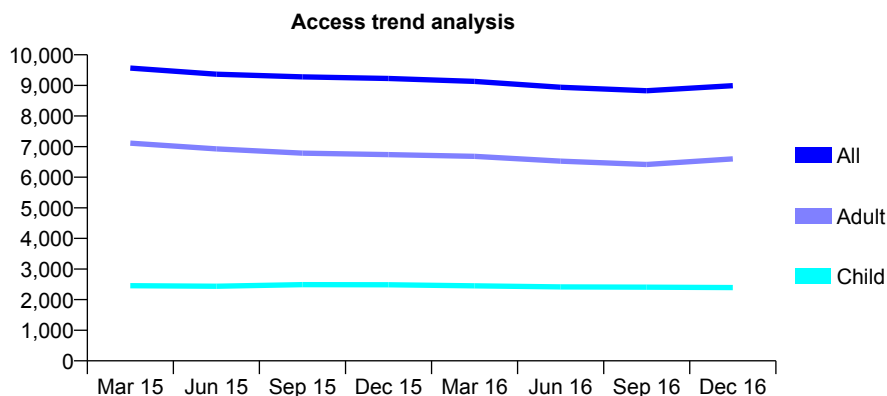
Q67 - Vital Signs At a Glance Contract Report for 104981/0004 - December 2016

Name or company name	Pennypot Dental Practice Ltd
Contract type name	GDS Contract
Purpose of contract	General
Contract start date	11/04/2011
Contract end date	

16/17 Contracted general activity (UDA)	24,000
Carry forward general activity (UDA)	-168
16/17 Contracted orthodontic activity (UOA)	0
Carry forward orthodontic activity (UOA)	0
Baseline contract value	£606,670.71

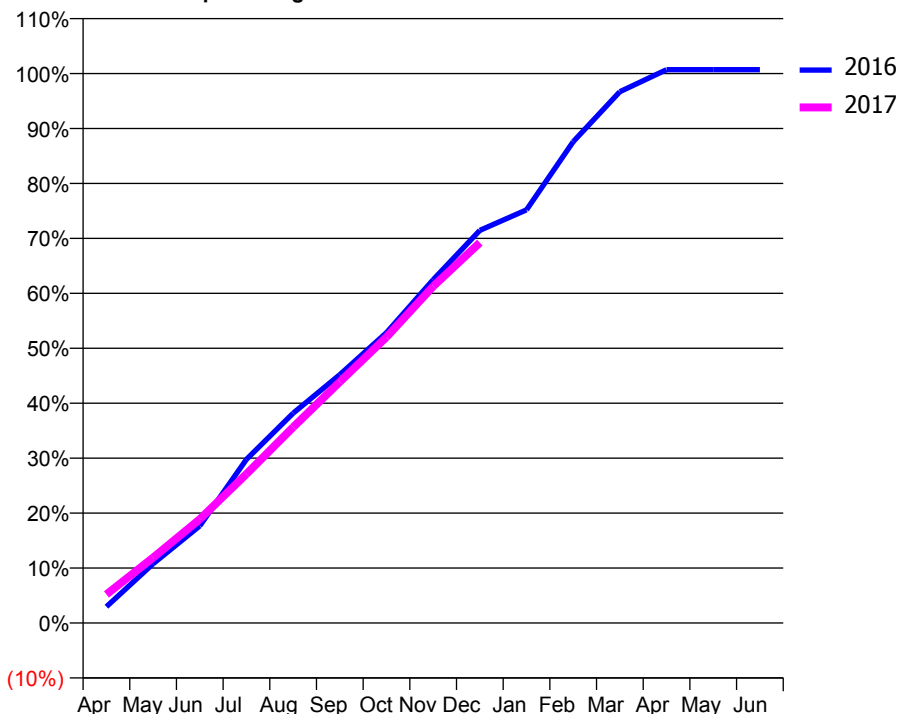
ACCESS*

Patients seen in 24 months	Total	Change since previous quarter
Quarter ending December 2015	9,226	
Quarter ending March 2016	9,129	↓
Quarter ending June 2016	8,940	↓
Quarter ending September 2016	8,824	↓
Quarter ending December 2016	8,993	→
Variance since December 2015	(2.5%)	↓



ACTIVITY

Cumulative percentage of contracted UDA delivered 2016 & 2017



Month	Adjusted Scheduled Activity (UDA)	
	2016	2017
April	716	1,247
May	2,587	2,858
June	4,243	4,536
July	7,151	6,510
August	9,166	8,553
September	10,846	10,534
October	12,681	12,491
November	14,993	14,701
December	17,150	16,616
January	18,045	
February	21,024	
March	23,206	
April	24,170	
May	24,168	
June	24,168	

QUALITY

	Quantity	Base Number	Contract	AT	Region	England
% of FP17s for the same patient ID Re-attending within 3 months - Children	168	2,939	5.7%	12.1%	11.9%	12.4%
% of FP17s for the same patient ID Re-attending within 3 months - Adults	663	7,284	9.1%	17.2%	16.5%	16.6%
% of FP17s for the same patient ID Re-attending between 3 & 9 months - Children	2,119	2,939	72.1%	55.4%	60.2%	57.5%
% of FP17s for the same patient ID Re-attending between 3 & 9 months - Adults	4,636	7,284	63.6%	48.6%	52.0%	50.4%
% of FP17s for Band 1 Urgent Courses	800	9,729	8.2%	10.8%	9.5%	9.1%
% of FP17s Relating to Free Repair or Replacements	21	9,729	0.2%	0.6%	0.7%	0.8%
% of FP17s Relating to Continuations	30	9,729	0.3%	1.0%	1.2%	1.3%
% of Patients satisfied with the dentistry they have received	22	24	91.7%	92.1%	92.9%	92.7%
% of Patients satisfied with the time they had to wait for an appointment	22	24	91.7%	87.9%	88.8%	88.8%

* This is based on patients treated on this contract for their most recent course of treatment. Figures in italics indicate the base number of FP17s or Patient Questionnaire responses are less than 100. N/A is shown where the base number of responses is less than 10 during the period. % is calculated as Quantity/Base number*100

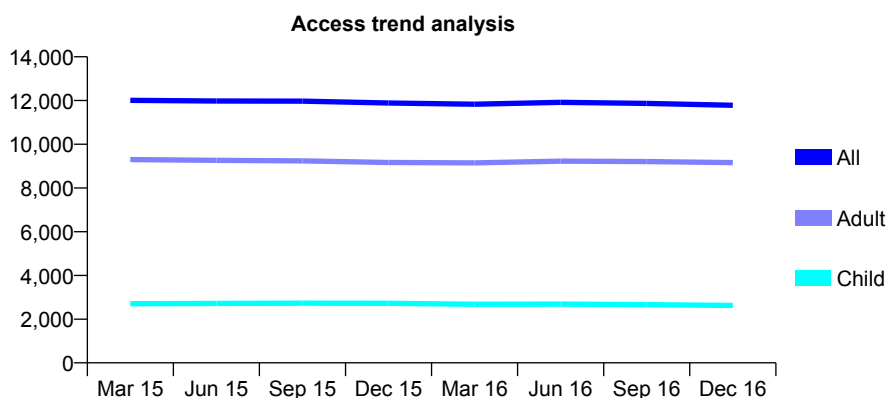
Q67 - Vital Signs At a Glance Contract Report for 105414/0003 - December 2016

Name or company name	First Choice Dental Limited
Contract type name	GDS Contract
Purpose of contract	General
Contract start date	01/04/2006
Contract end date	

16/17 Contracted general activity (UDA)	36,958
Carry forward general activity (UDA)	564
16/17 Contracted orthodontic activity (UOA)	0
Carry forward orthodontic activity (UOA)	0
Baseline contract value	£821,698.44

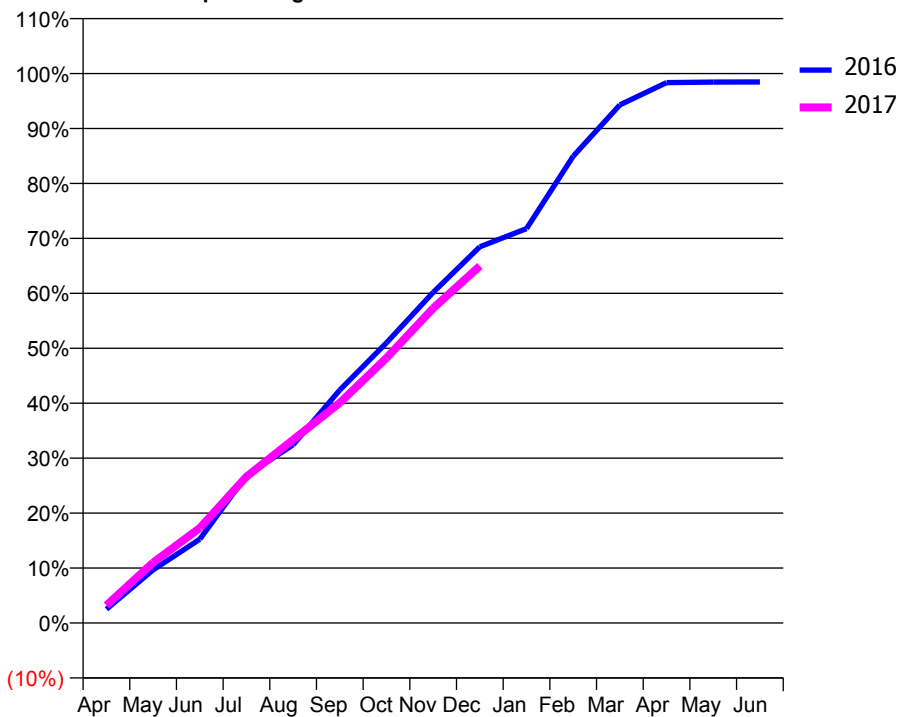
ACCESS*

Patients seen in 24 months	Total	Change since previous quarter
Quarter ending December 2015	11,889	
Quarter ending March 2016	11,833	→
Quarter ending June 2016	11,916	→
Quarter ending September 2016	11,870	→
Quarter ending December 2016	11,784	→
Variance since December 2015	(0.9%)	→



ACTIVITY

Cumulative percentage of contracted UDA delivered 2016 & 2017



Month	Adjusted Scheduled Activity (UDA)	
	2016	2017
April	927	1,192
May	3,577	4,071
June	5,636	6,388
July	9,922	9,839
August	11,982	12,328
September	15,669	14,809
October	18,850	17,823
November	22,238	21,169
December	25,308	24,010
January	26,524	
February	31,397	
March	34,846	
April	36,346	
May	36,382	
June	36,394	

QUALITY

	Quantity	Base Number	Contract	AT	Region	England
% of FP17s for the same patient ID Re-attending within 3 months - Children	172	2,738	6.3%	12.1%	11.9%	12.4%
% of FP17s for the same patient ID Re-attending within 3 months - Adults	1,212	8,750	13.9%	17.2%	16.5%	16.6%
% of FP17s for the same patient ID Re-attending between 3 & 9 months - Children	1,643	2,738	60.0%	55.4%	60.2%	57.5%
% of FP17s for the same patient ID Re-attending between 3 & 9 months - Adults	4,081	8,750	46.6%	48.6%	52.0%	50.4%
% of FP17s for Band 1 Urgent Courses	816	10,895	7.5%	10.8%	9.5%	9.1%
% of FP17s Relating to Free Repair or Replacements	33	10,895	0.3%	0.6%	0.7%	0.8%
% of FP17s Relating to Continuations	278	10,895	2.6%	1.0%	1.2%	1.3%
% of Patients satisfied with the dentistry they have received	30	34	88.2%	92.1%	92.9%	92.7%
% of Patients satisfied with the time they had to wait for an appointment	32	34	94.1%	87.9%	88.8%	88.8%

* This is based on patients treated on this contract for their most recent course of treatment. Figures in italics indicate the base number of FP17s or Patient Questionnaire responses are less than 100. N/A is shown where the base number of responses is less than 10 during the period. % is calculated as Quantity/Base number*100

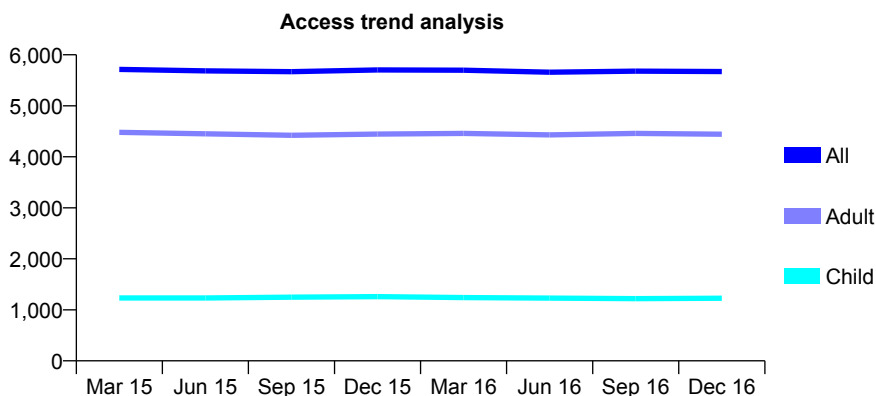
Q67 - Vital Signs At a Glance Contract Report for 105872/0001 - December 2016

Name or company name	Eastgate Dental Practice Ltd
Contract type name	GDS Contract
Purpose of contract	General
Contract start date	01/04/2011
Contract end date	

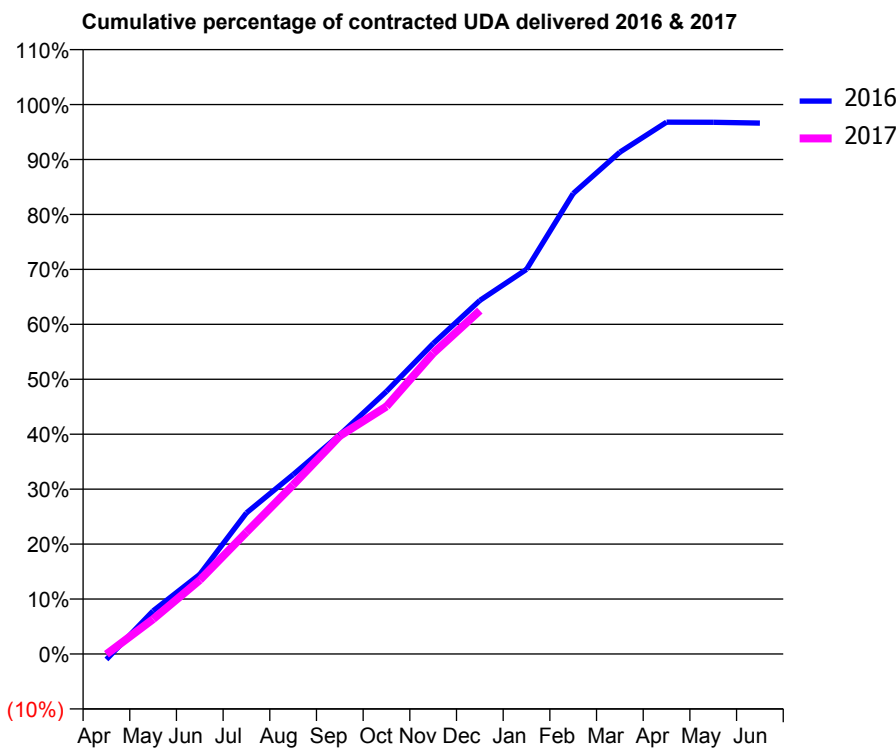
16/17 Contracted general activity (UDA)	14,281
Carry forward general activity (UDA)	483
16/17 Contracted orthodontic activity (UOA)	0
Carry forward orthodontic activity (UOA)	0
Baseline contract value	£364,309.82

ACCESS*

Patients seen in 24 months	Total	Change since previous quarter
Quarter ending December 2015	5,703	
Quarter ending March 2016	5,698	→
Quarter ending June 2016	5,660	→
Quarter ending September 2016	5,679	→
Quarter ending December 2016	5,671	→
Variance since December 2015	(0.6%)	→



ACTIVITY



Month	Adjusted Scheduled Activity (UDA)	
	2016	2017
April	-144	-9
May	1,122	905
June	2,071	1,920
July	3,669	3,167
August	4,664	4,396
September	5,701	5,667
October	6,826	6,435
November	8,070	7,818
December	9,189	8,926
January	9,997	
February	11,970	
March	13,041	
April	13,823	
May	13,820	
June	13,798	

QUALITY

	Quantity	Base Number	Contract	AT	Region	England
% of FP17s for the same patient ID Re-attending within 3 months - Children	66	994	6.6%	12.1%	11.9%	12.4%
% of FP17s for the same patient ID Re-attending within 3 months - Adults	724	3,762	19.2%	17.2%	16.5%	16.6%
% of FP17s for the same patient ID Re-attending between 3 & 9 months - Children	368	994	37.0%	55.4%	60.2%	57.5%
% of FP17s for the same patient ID Re-attending between 3 & 9 months - Adults	1,311	3,762	34.8%	48.6%	52.0%	50.4%
% of FP17s for Band 1 Urgent Courses	569	3,961	14.4%	10.8%	9.5%	9.1%
% of FP17s Relating to Free Repair or Replacements	37	3,961	0.9%	0.6%	0.7%	0.8%
% of FP17s Relating to Continuations	60	3,961	1.5%	1.0%	1.2%	1.3%
% of Patients satisfied with the dentistry they have received	21	25	84.0%	92.1%	92.9%	92.7%
% of Patients satisfied with the time they had to wait for an appointment	20	25	80.0%	87.9%	88.8%	88.8%

* This is based on patients treated on this contract for their most recent course of treatment. Figures in italics indicate the base number of FP17s or Patient Questionnaire responses are less than 100. N/A is shown where the base number of responses is less than 10 during the period. % is calculated as Quantity/Base number*100

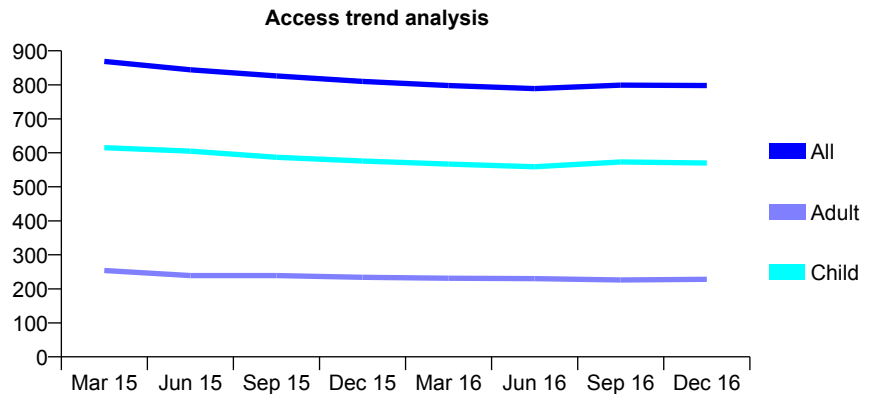
Q67 - Vital Signs At a Glance Contract Report for 107417/0001 - December 2016

Name or company name	Andrew House Dental Practice
Contract type name	GDS Contract
Purpose of contract	General
Contract start date	01/11/2010
Contract end date	

16/17 Contracted general activity (UDA)	2,448
Carry forward general activity (UDA)	0
16/17 Contracted orthodontic activity (UOA)	0
Carry forward orthodontic activity (UOA)	0
Baseline contract value	£59,854.40

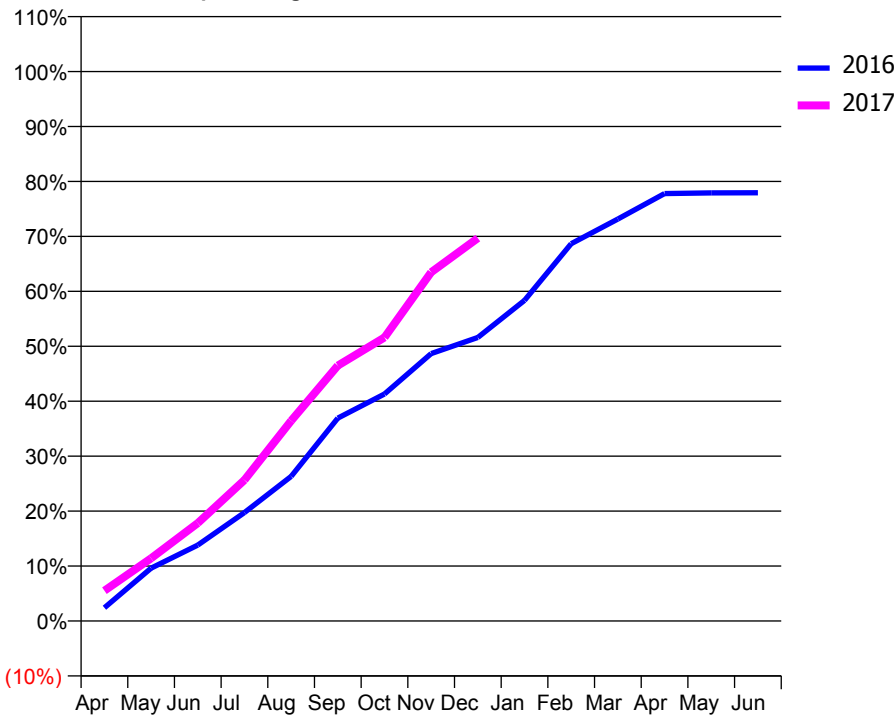
ACCESS*

Patients seen in 24 months	Total	Change since previous quarter
Quarter ending December 2015	810	
Quarter ending March 2016	798	↓
Quarter ending June 2016	789	↓
Quarter ending September 2016	799	→
Quarter ending December 2016	798	→
Variance since December 2015	(1.5%)	↓



ACTIVITY

Cumulative percentage of contracted UDA delivered 2016 & 2017



Month	Adjusted Scheduled Activity (UDA)	
	2016	2017
April	59	135
May	236	279
June	338	436
July	483	628
August	644	892
September	904	1,138
October	1,011	1,263
November	1,192	1,554
December	1,263	1,706
January	1,428	
February	1,681	
March	1,791	
April	1,904	
May	1,907	
June	1,908	

QUALITY

	Quantity	Base Number	Contract	AT	Region	England
% of FP17s for the same patient ID Re-attending within 3 months - Children	57	736	7.7%	12.1%	11.9%	12.4%
% of FP17s for the same patient ID Re-attending within 3 months - Adults	51	225	22.7%	17.2%	16.5%	16.6%
% of FP17s for the same patient ID Re-attending between 3 & 9 months - Children	503	736	68.3%	55.4%	60.2%	57.5%
% of FP17s for the same patient ID Re-attending between 3 & 9 months - Adults	115	225	51.1%	48.6%	52.0%	50.4%
% of FP17s for Band 1 Urgent Courses	40	884	4.5%	10.8%	9.5%	9.1%
% of FP17s Relating to Free Repair or Replacements	0	884	0.0%	0.6%	0.7%	0.8%
% of FP17s Relating to Continuations	3	884	0.3%	1.0%	1.2%	1.3%
% of Patients satisfied with the dentistry they have received	14	14	100.0%	92.1%	92.9%	92.7%
% of Patients satisfied with the time they had to wait for an appointment	14	14	100.0%	87.9%	88.8%	88.8%

* This is based on patients treated on this contract for their most recent course of treatment. Figures in italics indicate the base number of FP17s or Patient Questionnaire responses are less than 100. N/A is shown where the base number of responses is less than 10 during the period. % is calculated as Quantity/Base number*100

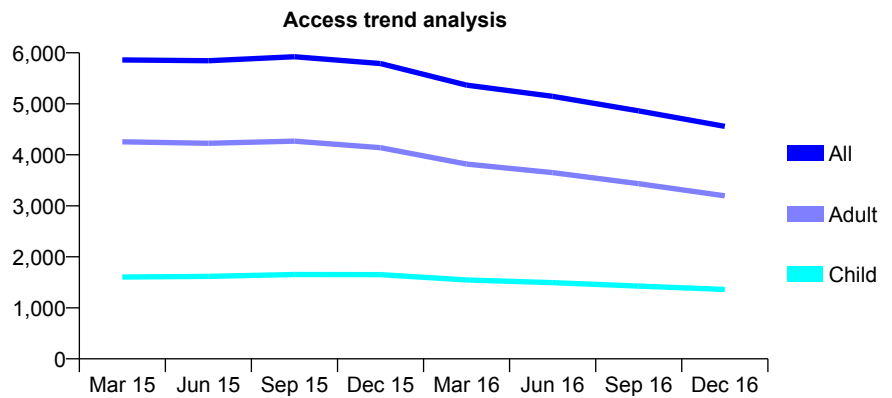
Q67 - Vital Signs At a Glance Contract Report for 108030/0001 - December 2016

Name or company name	Longford Dental Centre
Contract type name	GDS Contract
Purpose of contract	General
Contract start date	01/09/2009
Contract end date	

16/17 Contracted general activity (UDA)	14,535
Carry forward general activity (UDA)	391
16/17 Contracted orthodontic activity (UOA)	0
Carry forward orthodontic activity (UOA)	0
Baseline contract value	£387,079.49

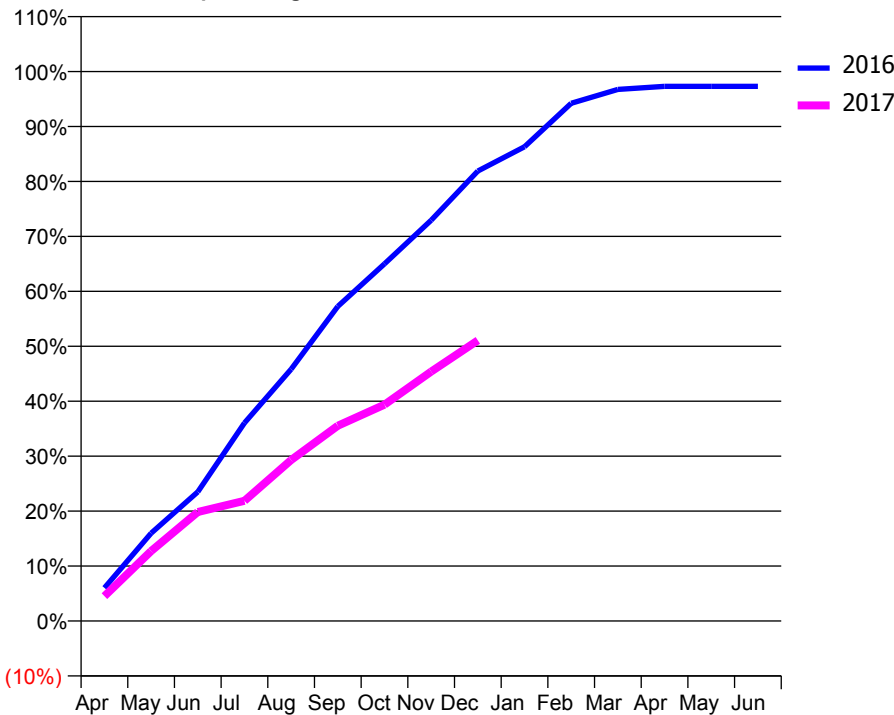
ACCESS*

Patients seen in 24 months	Total	Change since previous quarter
Quarter ending December 2015	5,790	
Quarter ending March 2016	5,365	↓
Quarter ending June 2016	5,147	↓
Quarter ending September 2016	4,861	↓
Quarter ending December 2016	4,557	↓
Variance since December 2015	(21.3%)	↓



ACTIVITY

Cumulative percentage of contracted UDA delivered 2016 & 2017



Month	Adjusted Scheduled Activity (UDA)	
	2016	2017
April	876	658
May	2,324	1,849
June	3,415	2,883
July	5,239	3,180
August	6,663	4,259
September	8,322	5,164
October	9,449	5,724
November	10,600	6,597
December	11,901	7,424
January	12,544	
February	13,693	
March	14,063	
April	14,144	
May	14,144	
June	14,144	

QUALITY

	Quantity	Base Number	Contract	AT	Region	England
% of FP17s for the same patient ID Re-attending within 3 months - Children	58	1,052	5.5%	12.1%	11.9%	12.4%
% of FP17s for the same patient ID Re-attending within 3 months - Adults	329	2,376	13.8%	17.2%	16.5%	16.6%
% of FP17s for the same patient ID Re-attending between 3 & 9 months - Children	423	1,052	40.2%	55.4%	60.2%	57.5%
% of FP17s for the same patient ID Re-attending between 3 & 9 months - Adults	779	2,376	32.8%	48.6%	52.0%	50.4%
% of FP17s for Band 1 Urgent Courses	432	3,364	12.8%	10.8%	9.5%	9.1%
% of FP17s Relating to Free Repair or Replacements	23	3,364	0.7%	0.6%	0.7%	0.8%
% of FP17s Relating to Continuations	48	3,364	1.4%	1.0%	1.2%	1.3%
% of Patients satisfied with the dentistry they have received	3	4	N/A	92.1%	92.9%	92.7%
% of Patients satisfied with the time they had to wait for an appointment	3	4	N/A	87.9%	88.8%	88.8%

* This is based on patients treated on this contract for their most recent course of treatment. Figures in italics indicate the base number of FP17s or Patient Questionnaire responses are less than 100. N/A is shown where the base number of responses is less than 10 during the period. % is calculated as Quantity/Base number*100

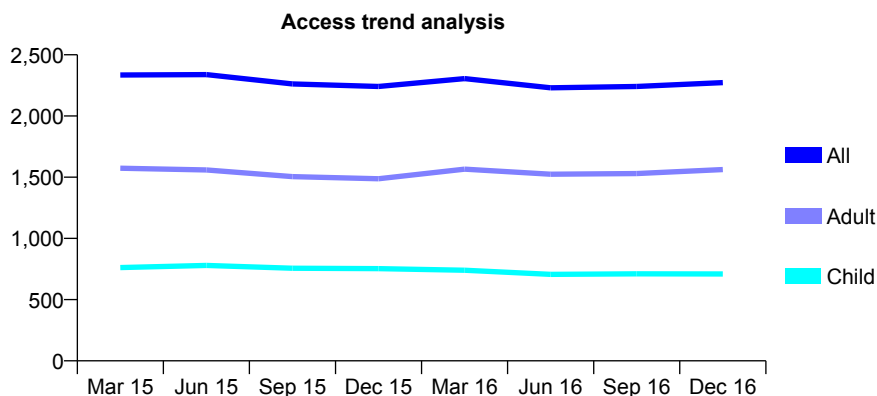
Q67 - Vital Signs At a Glance Contract Report for 108030/0002 - December 2016

Name or company name	Longford Dental Centre
Contract type name	GDS Contract
Purpose of contract	General
Contract start date	01/09/2009
Contract end date	

16/17 Contracted general activity (UDA)	7,019
Carry forward general activity (UDA)	53
16/17 Contracted orthodontic activity (UOA)	0
Carry forward orthodontic activity (UOA)	0
Baseline contract value	£193,377.18

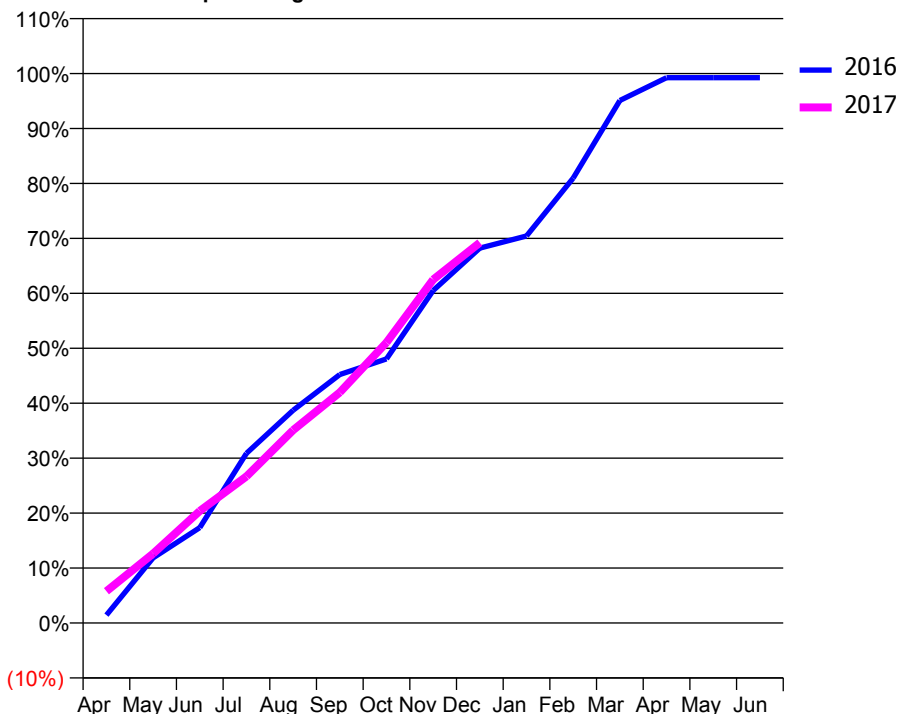
ACCESS*

Patients seen in 24 months	Total	Change since previous quarter
Quarter ending December 2015	2,241	
Quarter ending March 2016	2,306	↑
Quarter ending June 2016	2,230	↓
Quarter ending September 2016	2,241	→
Quarter ending December 2016	2,273	→
Variance since December 2015	1.4%	→



ACTIVITY

Cumulative percentage of contracted UDA delivered 2016 & 2017



Month	Adjusted Scheduled Activity (UDA)	
	2016	2017
April	101	406
May	832	887
June	1,218	1,432
July	2,168	1,873
August	2,718	2,464
September	3,174	2,947
October	3,374	3,583
November	4,247	4,386
December	4,789	4,858
January	4,944	
February	5,683	
March	6,674	
April	6,966	
May	6,966	
June	6,966	

QUALITY

	Quantity	Base Number	Contract	AT	Region	England
% of FP17s for the same patient ID Re-attending within 3 months - Children	56	663	8.4%	12.1%	11.9%	12.4%
% of FP17s for the same patient ID Re-attending within 3 months - Adults	129	1,277	10.1%	17.2%	16.5%	16.6%
% of FP17s for the same patient ID Re-attending between 3 & 9 months - Children	314	663	47.4%	55.4%	60.2%	57.5%
% of FP17s for the same patient ID Re-attending between 3 & 9 months - Adults	466	1,277	36.5%	48.6%	52.0%	50.4%
% of FP17s for Band 1 Urgent Courses	240	1,851	13.0%	10.8%	9.5%	9.1%
% of FP17s Relating to Free Repair or Replacements	31	1,851	1.7%	0.6%	0.7%	0.8%
% of FP17s Relating to Continuations	29	1,851	1.6%	1.0%	1.2%	1.3%
% of Patients satisfied with the dentistry they have received	8	9	N/A	92.1%	92.9%	92.7%
% of Patients satisfied with the time they had to wait for an appointment	7	9	N/A	87.9%	88.8%	88.8%

* This is based on patients treated on this contract for their most recent course of treatment. Figures in italics indicate the base number of FP17s or Patient Questionnaire responses are less than 100. N/A is shown where the base number of responses is less than 10 during the period. % is calculated as Quantity/Base number*100

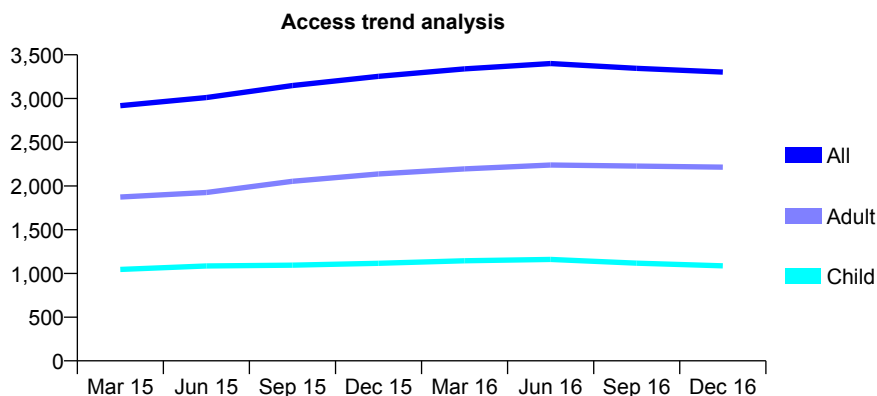
Q67 - Vital Signs At a Glance Contract Report for 111317/0001 - December 2016

Name or company name	OH Dental Ltd
Contract type name	GDS Contract
Purpose of contract	General
Contract start date	01/04/2013
Contract end date	

16/17 Contracted general activity (UDA)	7,360
Carry forward general activity (UDA)	0
16/17 Contracted orthodontic activity (UOA)	0
Carry forward orthodontic activity (UOA)	0
Baseline contract value	£181,464.87

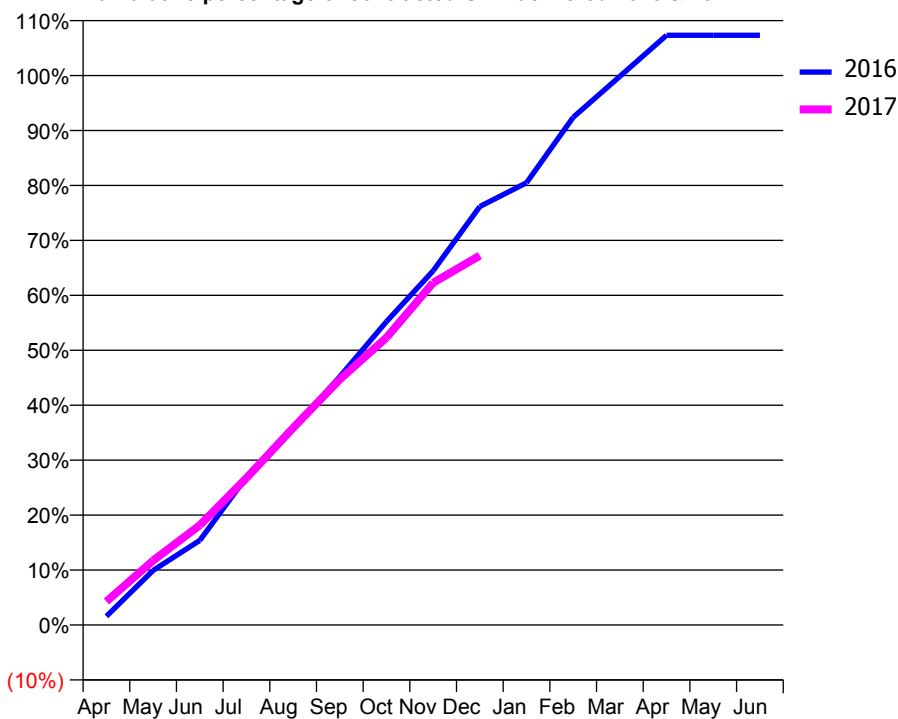
ACCESS*

Patients seen in 24 months	Total	Change since previous quarter
Quarter ending December 2015	3,254	
Quarter ending March 2016	3,339	↑
Quarter ending June 2016	3,400	→
Quarter ending September 2016	3,345	↓
Quarter ending December 2016	3,302	↓
Variance since December 2015	1.5%	→



ACTIVITY

Cumulative percentage of contracted UDA delivered 2016 & 2017



Month	Adjusted Scheduled Activity (UDA)	
	2016	2017
April	116	316
May	732	863
June	1,133	1,336
July	1,981	1,969
August	2,626	2,641
September	3,326	3,289
October	4,065	3,850
November	4,744	4,583
December	5,606	4,949
January	5,924	
February	6,800	
March	7,349	
April	7,899	
May	7,899	
June	7,899	

QUALITY

	Quantity	Base Number	Contract	AT	Region	England
% of FP17s for the same patient ID Re-attending within 3 months - Children	73	1,139	6.4%	12.1%	11.9%	12.4%
% of FP17s for the same patient ID Re-attending within 3 months - Adults	366	2,260	16.2%	17.2%	16.5%	16.6%
% of FP17s for the same patient ID Re-attending between 3 & 9 months - Children	664	1,139	58.3%	55.4%	60.2%	57.5%
% of FP17s for the same patient ID Re-attending between 3 & 9 months - Adults	1,254	2,260	55.5%	48.6%	52.0%	50.4%
% of FP17s for Band 1 Urgent Courses	135	2,290	5.9%	10.8%	9.5%	9.1%
% of FP17s Relating to Free Repair or Replacements	36	2,290	1.6%	0.6%	0.7%	0.8%
% of FP17s Relating to Continuations	23	2,290	1.0%	1.0%	1.2%	1.3%
% of Patients satisfied with the dentistry they have received	17	18	94.4%	92.1%	92.9%	92.7%
% of Patients satisfied with the time they had to wait for an appointment	17	18	94.4%	87.9%	88.8%	88.8%

* This is based on patients treated on this contract for their most recent course of treatment. Figures in italics indicate the base number of FP17s or Patient Questionnaire responses are less than 100. N/A is shown where the base number of responses is less than 10 during the period. % is calculated as Quantity/Base number*100

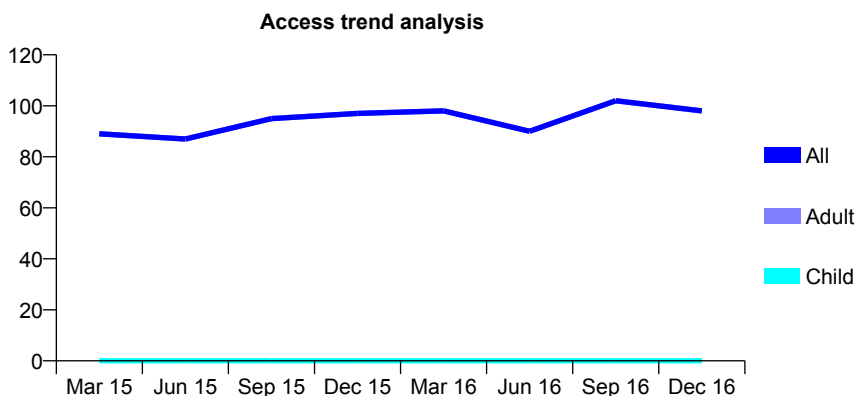
Q67 - Vital Signs At a Glance Contract Report for 111317/0002 - December 2016

Name or company name	OH Dental Ltd
Contract type name	GDS Contract
Purpose of contract	General
Contract start date	01/04/2013
Contract end date	

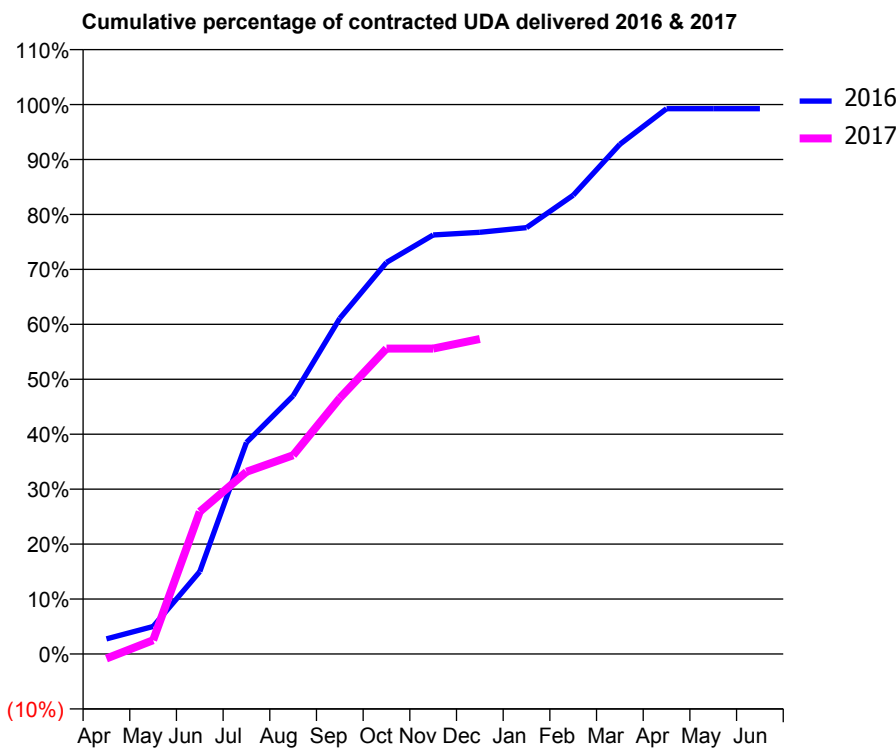
16/17 Contracted general activity (UDA)	240
Carry forward general activity (UDA)	2
16/17 Contracted orthodontic activity (UOA)	0
Carry forward orthodontic activity (UOA)	0
Baseline contract value	£13,090.67

ACCESS*

Patients seen in 24 months	Total	Change since previous quarter
Quarter ending December 2015	97	
Quarter ending March 2016	98	→
Quarter ending June 2016	90	↓
Quarter ending September 2016	102	↑
Quarter ending December 2016	98	↓
Variance since December 2015	1.0%	→



ACTIVITY



Month	Adjusted Scheduled Activity (UDA)	
	2016	2017
April	7	-2
May	12	6
June	36	62
July	92	80
August	113	87
September	147	112
October	171	133
November	183	133
December	184	138
January	186	
February	200	
March	223	
April	238	
May	238	
June	238	

QUALITY

	Quantity	Base Number	Contract	AT	Region	England
% of FP17s for the same patient ID Re-attending within 3 months - Children	0	0	N/A	12.1%	11.9%	12.4%
% of FP17s for the same patient ID Re-attending within 3 months - Adults	5	47	10.6%	17.2%	16.5%	16.6%
% of FP17s for the same patient ID Re-attending between 3 & 9 months - Children	0	0	N/A	55.4%	60.2%	57.5%
% of FP17s for the same patient ID Re-attending between 3 & 9 months - Adults	6	47	12.8%	48.6%	52.0%	50.4%
% of FP17s for Band 1 Urgent Courses	18	43	41.9%	10.8%	9.5%	9.1%
% of FP17s Relating to Free Repair or Replacements	0	43	0.0%	0.6%	0.7%	0.8%
% of FP17s Relating to Continuations	0	43	0.0%	1.0%	1.2%	1.3%
% of Patients satisfied with the dentistry they have received	0	0	N/A	92.1%	92.9%	92.7%
% of Patients satisfied with the time they had to wait for an appointment	0	0	N/A	87.9%	88.8%	88.8%

* This is based on patients treated on this contract for their most recent course of treatment. Figures in italics indicate the base number of FP17s or Patient Questionnaire responses are less than 100. N/A is shown where the base number of responses is less than 10 during the period. % is calculated as Quantity/Base number*100

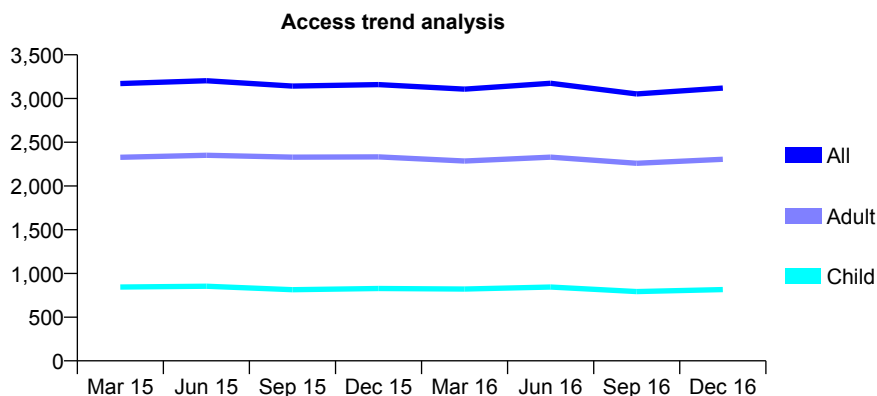
Q67 - Vital Signs At a Glance Contract Report for 117072/0001 - December 2016

Name or company name	Holborough Dental Care Ltd
Contract type name	GDS Contract
Purpose of contract	General
Contract start date	01/06/2008
Contract end date	

16/17 Contracted general activity (UDA)	8,605
Carry forward general activity (UDA)	309
16/17 Contracted orthodontic activity (UOA)	0
Carry forward orthodontic activity (UOA)	0
Baseline contract value	£237,534.98

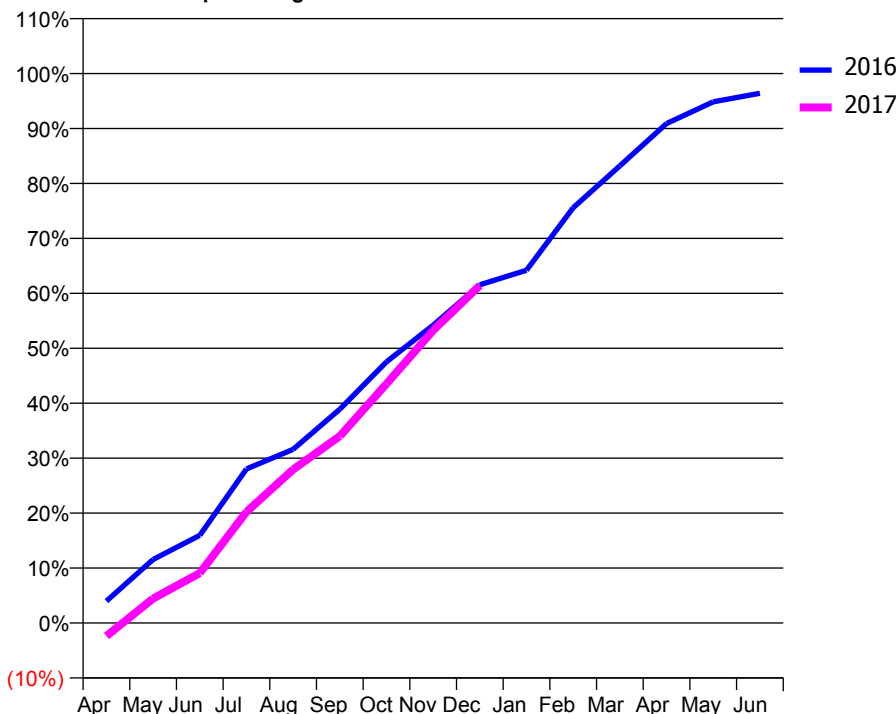
ACCESS*

Patients seen in 24 months	Total	Change since previous quarter
Quarter ending December 2015	3,159	
Quarter ending March 2016	3,108	↓
Quarter ending June 2016	3,174	↑
Quarter ending September 2016	3,052	↓
Quarter ending December 2016	3,120	↑
Variance since December 2015	(1.2%)	↓



ACTIVITY

Cumulative percentage of contracted UDA delivered 2016 & 2017



Month	Adjusted Scheduled Activity (UDA)	
	2016	2017
April	343	-206
May	994	384
June	1,373	783
July	2,414	1,741
August	2,719	2,405
September	3,349	2,927
October	4,091	3,746
November	4,664	4,582
December	5,297	5,285
January	5,525	
February	6,503	
March	7,159	
April	7,822	
May	8,161	
June	8,296	

QUALITY

	Quantity	Base Number	Contract	AT	Region	England
% of FP17s for the same patient ID Re-attending within 3 months - Children	35	813	4.3%	12.1%	11.9%	12.4%
% of FP17s for the same patient ID Re-attending within 3 months - Adults	225	2,082	10.8%	17.2%	16.5%	16.6%
% of FP17s for the same patient ID Re-attending between 3 & 9 months - Children	350	813	43.1%	55.4%	60.2%	57.5%
% of FP17s for the same patient ID Re-attending between 3 & 9 months - Adults	821	2,082	39.4%	48.6%	52.0%	50.4%
% of FP17s for Band 1 Urgent Courses	156	2,392	6.5%	10.8%	9.5%	9.1%
% of FP17s Relating to Free Repair or Replacements	14	2,392	0.6%	0.6%	0.7%	0.8%
% of FP17s Relating to Continuations	46	2,392	1.9%	1.0%	1.2%	1.3%
% of Patients satisfied with the dentistry they have received	25	26	96.2%	92.1%	92.9%	92.7%
% of Patients satisfied with the time they had to wait for an appointment	20	26	76.9%	87.9%	88.8%	88.8%

* This is based on patients treated on this contract for their most recent course of treatment. Figures in italics indicate the base number of FP17s or Patient Questionnaire responses are less than 100. N/A is shown where the base number of responses is less than 10 during the period. % is calculated as Quantity/Base number*100

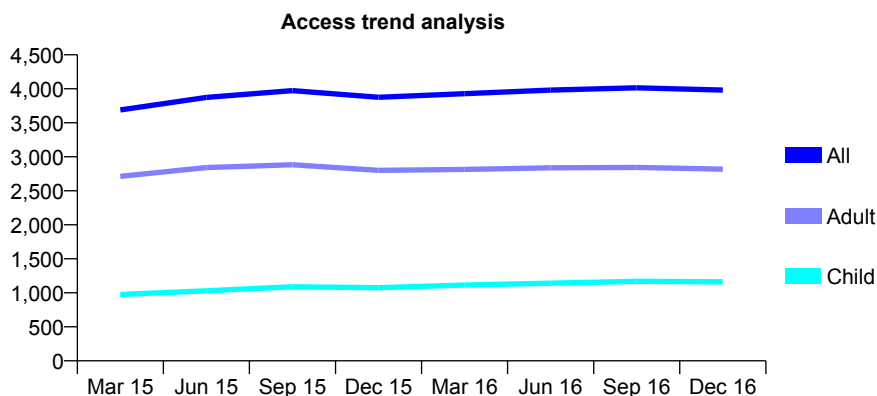
Q67 - Vital Signs At a Glance Contract Report for 118044/0001 - December 2016

Name or company name	Maidstone Dental Centre
Contract type name	GDS Contract
Purpose of contract	General
Contract start date	30/08/2013
Contract end date	

16/17 Contracted general activity (UDA)	13,000
Carry forward general activity (UDA)	-45
16/17 Contracted orthodontic activity (UOA)	0
Carry forward orthodontic activity (UOA)	0
Baseline contract value	£317,189.04

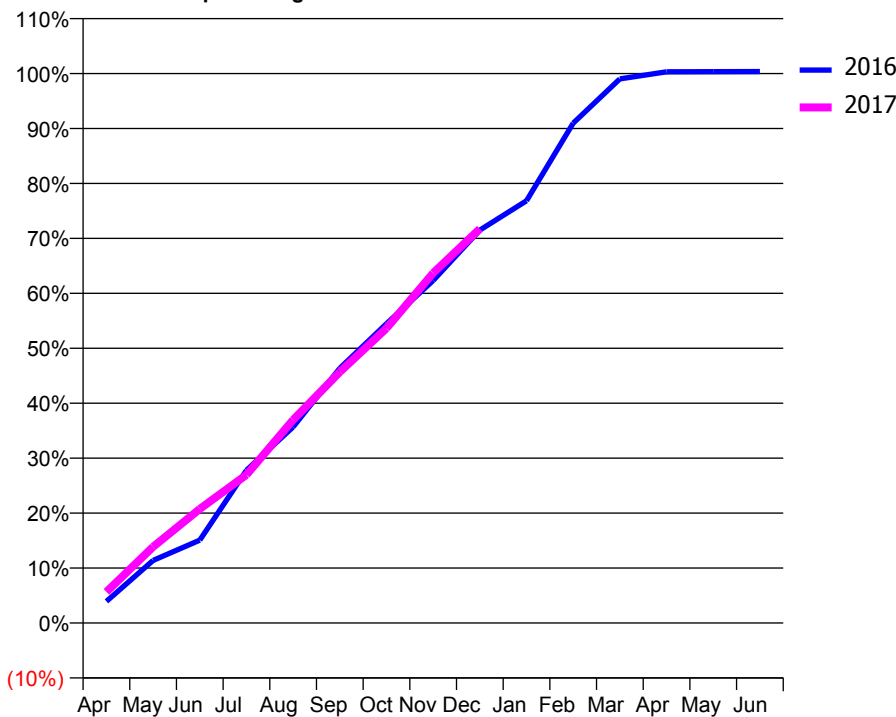
ACCESS*

Patients seen in 24 months	Total	Change since previous quarter
Quarter ending December 2015	3,876	
Quarter ending March 2016	3,929	→
Quarter ending June 2016	3,982	→
Quarter ending September 2016	4,014	→
Quarter ending December 2016	3,981	→
Variance since December 2015	2.7%	↑



ACTIVITY

Cumulative percentage of contracted UDA delivered 2016 & 2017



Month	Adjusted Scheduled Activity (UDA)	
	2016	2017
April	513	738
May	1,481	1,802
June	1,961	2,698
July	3,612	3,505
August	4,640	4,807
September	6,028	5,937
October	7,082	6,974
November	8,102	8,279
December	9,296	9,326
January	9,990	
February	11,826	
March	12,873	
April	13,040	
May	13,044	
June	13,045	

QUALITY

	Quantity	Base Number	Contract	AT	Region	England
% of FP17s for the same patient ID Re-attending within 3 months - Children	24	1,332	1.8%	12.1%	11.9%	12.4%
% of FP17s for the same patient ID Re-attending within 3 months - Adults	87	2,427	3.6%	17.2%	16.5%	16.6%
% of FP17s for the same patient ID Re-attending between 3 & 9 months - Children	862	1,332	64.7%	55.4%	60.2%	57.5%
% of FP17s for the same patient ID Re-attending between 3 & 9 months - Adults	1,157	2,427	47.7%	48.6%	52.0%	50.4%
% of FP17s for Band 1 Urgent Courses	94	3,674	2.6%	10.8%	9.5%	9.1%
% of FP17s Relating to Free Repair or Replacements	13	3,674	0.4%	0.6%	0.7%	0.8%
% of FP17s Relating to Continuations	0	3,674	0.0%	1.0%	1.2%	1.3%
% of Patients satisfied with the dentistry they have received	14	15	93.3%	92.1%	92.9%	92.7%
% of Patients satisfied with the time they had to wait for an appointment	11	15	73.3%	87.9%	88.8%	88.8%

* This is based on patients treated on this contract for their most recent course of treatment. Figures in italics indicate the base number of FP17s or Patient Questionnaire responses are less than 100. N/A is shown where the base number of responses is less than 10 during the period. % is calculated as Quantity/Base number*100

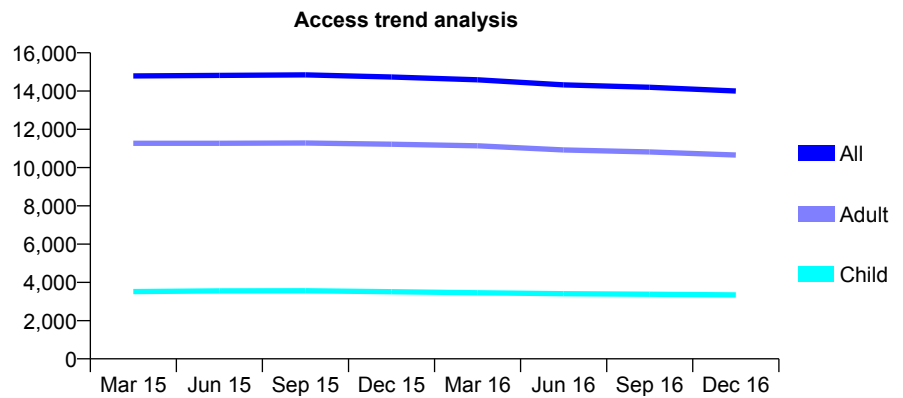
Q67 - Vital Signs At a Glance Contract Report for 118214/0001 - December 2016

Name or company name	Hilton Dentistry Gillingham Ltd
Contract type name	GDS Contract
Purpose of contract	General
Contract start date	01/04/2011
Contract end date	

16/17 Contracted general activity (UDA)	45,365
Carry forward general activity (UDA)	0
16/17 Contracted orthodontic activity (UOA)	0
Carry forward orthodontic activity (UOA)	0
Baseline contract value	£1,121,590.24

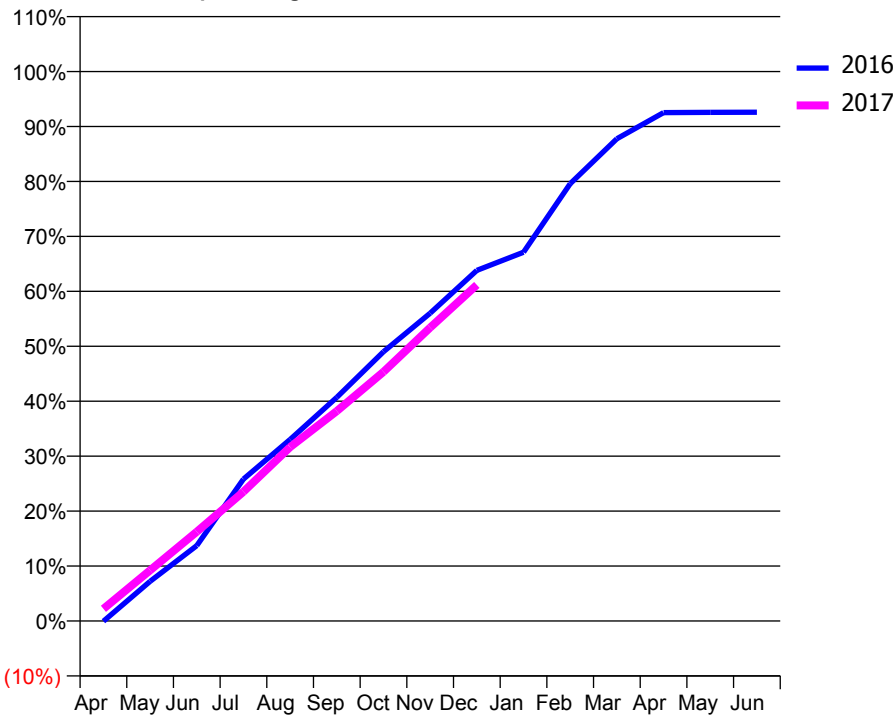
ACCESS*

Patients seen in 24 months	Total	Change since previous quarter
Quarter ending December 2015	14,735	
Quarter ending March 2016	14,590	→
Quarter ending June 2016	14,323	↓
Quarter ending September 2016	14,195	→
Quarter ending December 2016	14,001	↓
Variance since December 2015	(5.0%)	↓



ACTIVITY

Cumulative percentage of contracted UDA delivered 2016 & 2017



QUALITY

	Quantity	Base Number	Contract	AT	Region	England
% of FP17s for the same patient ID Re-attending within 3 months - Children	222	4,003	5.5%	12.1%	11.9%	12.4%
% of FP17s for the same patient ID Re-attending within 3 months - Adults	1,042	11,037	9.4%	17.2%	16.5%	16.6%
% of FP17s for the same patient ID Re-attending between 3 & 9 months - Children	2,695	4,003	67.3%	55.4%	60.2%	57.5%
% of FP17s for the same patient ID Re-attending between 3 & 9 months - Adults	7,038	11,037	63.8%	48.6%	52.0%	50.4%
% of FP17s for Band 1 Urgent Courses	650	13,791	4.7%	10.8%	9.5%	9.1%
% of FP17s Relating to Free Repair or Replacements	78	13,791	0.6%	0.6%	0.7%	0.8%
% of FP17s Relating to Continuations	228	13,791	1.7%	1.0%	1.2%	1.3%
% of Patients satisfied with the dentistry they have received	35	37	94.6%	92.1%	92.9%	92.7%
% of Patients satisfied with the time they had to wait for an appointment	33	37	89.2%	87.9%	88.8%	88.8%

* This is based on patients treated on this contract for their most recent course of treatment. Figures in italics indicate the base number of FP17s or Patient Questionnaire responses are less than 100. N/A is shown where the base number of responses is less than 10 during the period. % is calculated as Quantity/Base number*100

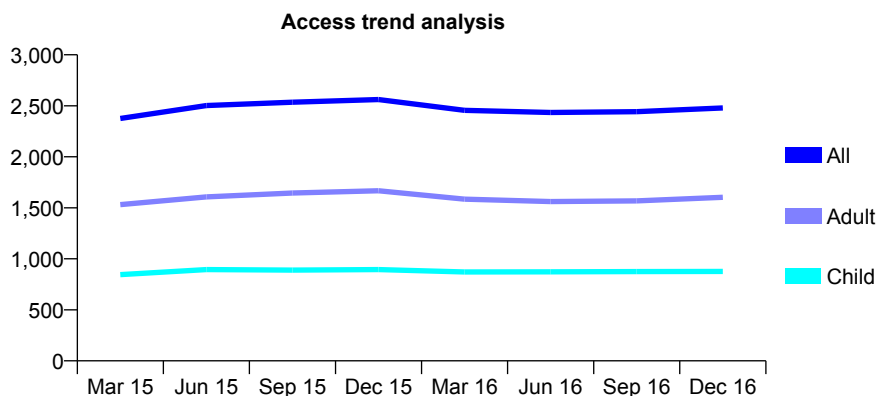
Q67 - Vital Signs At a Glance Contract Report for 118303/0001 - December 2016

Name or company name	Medway Dental Practice
Contract type name	GDS Contract
Purpose of contract	General
Contract start date	01/06/2012
Contract end date	

16/17 Contracted general activity (UDA)	6,671
Carry forward general activity (UDA)	48
16/17 Contracted orthodontic activity (UOA)	0
Carry forward orthodontic activity (UOA)	0
Baseline contract value	£164,912.30

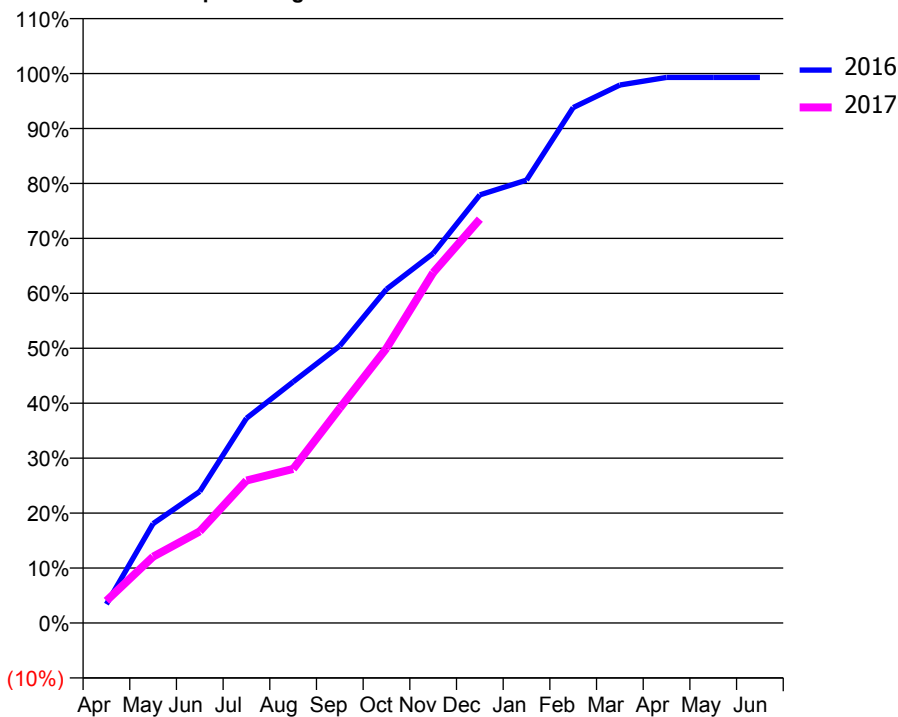
ACCESS*

Patients seen in 24 months	Total	Change since previous quarter
Quarter ending December 2015	2,562	
Quarter ending March 2016	2,456	↓
Quarter ending June 2016	2,435	→
Quarter ending September 2016	2,443	→
Quarter ending December 2016	2,479	→
Variance since December 2015	(3.2%)	↓



ACTIVITY

Cumulative percentage of contracted UDA delivered 2016 & 2017



Month	Adjusted Scheduled Activity (UDA)	
	2016	2017
April	229	270
May	1,206	805
June	1,597	1,113
July	2,486	1,730
August	2,928	1,870
September	3,364	2,609
October	4,053	3,336
November	4,487	4,254
December	5,197	4,903
January	5,378	
February	6,258	
March	6,532	
April	6,623	
May	6,623	
June	6,623	

QUALITY

	Quantity	Base Number	Contract	AT	Region	England
% of FP17s for the same patient ID Re-attending within 3 months - Children	21	706	3.0%	12.1%	11.9%	12.4%
% of FP17s for the same patient ID Re-attending within 3 months - Adults	95	1,051	9.0%	17.2%	16.5%	16.6%
% of FP17s for the same patient ID Re-attending between 3 & 9 months - Children	110	706	15.6%	55.4%	60.2%	57.5%
% of FP17s for the same patient ID Re-attending between 3 & 9 months - Adults	162	1,051	15.4%	48.6%	52.0%	50.4%
% of FP17s for Band 1 Urgent Courses	2	1,733	0.1%	10.8%	9.5%	9.1%
% of FP17s Relating to Free Repair or Replacements	1	1,733	0.1%	0.6%	0.7%	0.8%
% of FP17s Relating to Continuations	61	1,733	3.5%	1.0%	1.2%	1.3%
% of Patients satisfied with the dentistry they have received	3	3	N/A	92.1%	92.9%	92.7%
% of Patients satisfied with the time they had to wait for an appointment	2	3	N/A	87.9%	88.8%	88.8%

* This is based on patients treated on this contract for their most recent course of treatment. Figures in italics indicate the base number of FP17s or Patient Questionnaire responses are less than 100. N/A is shown where the base number of responses is less than 10 during the period. % is calculated as Quantity/Base number*100

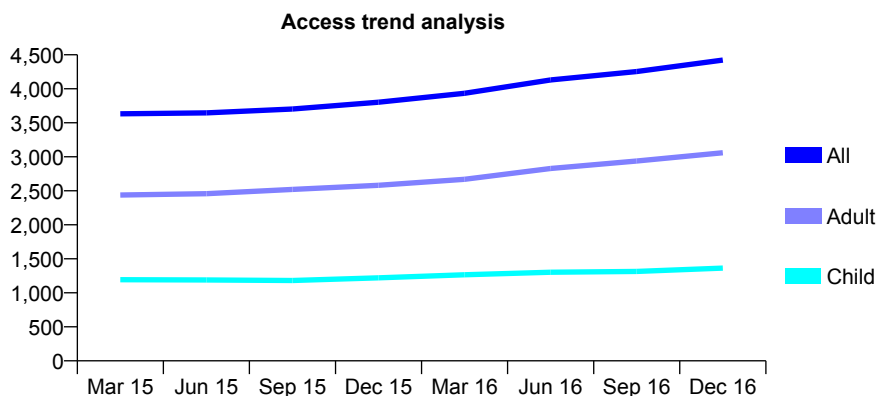
Q67 - Vital Signs At a Glance Contract Report for 119571/0001 - December 2016

Name or company name	Thorndike Centre
Contract type name	GDS Contract
Purpose of contract	General
Contract start date	01/09/2012
Contract end date	

16/17 Contracted general activity (UDA)	8,799
Carry forward general activity (UDA)	132
16/17 Contracted orthodontic activity (UOA)	0
Carry forward orthodontic activity (UOA)	0
Baseline contract value	£217,511.36

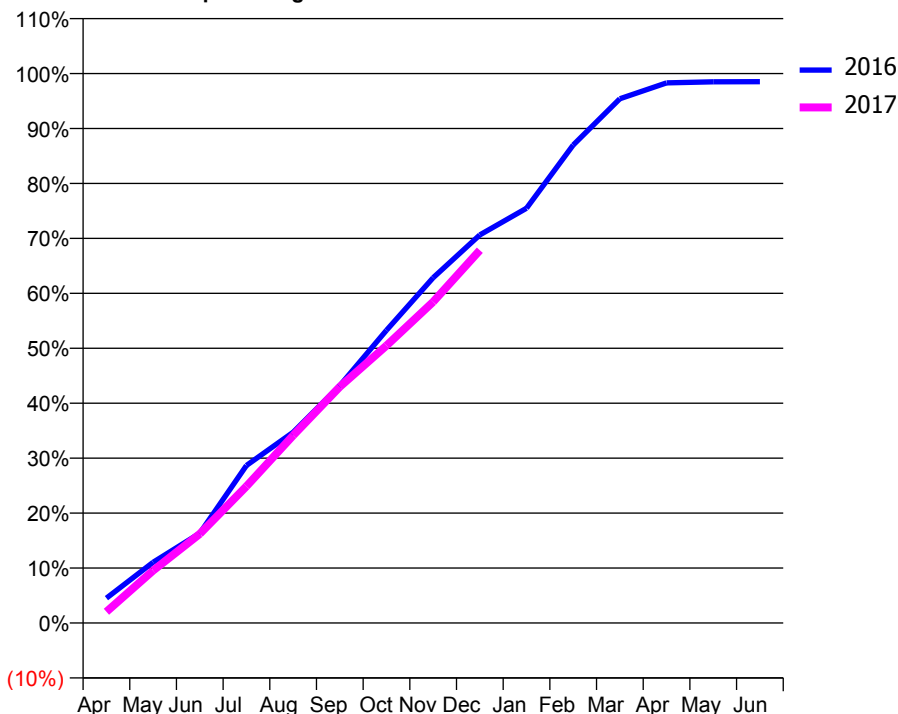
ACCESS*

Patients seen in 24 months	Total	Change since previous quarter
Quarter ending December 2015	3,803	
Quarter ending March 2016	3,935	↑
Quarter ending June 2016	4,130	↑
Quarter ending September 2016	4,254	↑
Quarter ending December 2016	4,423	↑
Variance since December 2015	16.3%	↑



ACTIVITY

Cumulative percentage of contracted UDA delivered 2016 & 2017



Month	Adjusted Scheduled Activity (UDA)	
	2016	2017
April	399	179
May	972	840
June	1,437	1,428
July	2,522	2,189
August	3,055	3,003
September	3,801	3,784
October	4,687	4,442
November	5,530	5,142
December	6,214	5,970
January	6,643	
February	7,655	
March	8,394	
April	8,648	
May	8,666	
June	8,667	

QUALITY

	Quantity	Base Number	Contract	AT	Region	England
% of FP17s for the same patient ID Re-attending within 3 months - Children	73	1,490	4.9%	12.1%	11.9%	12.4%
% of FP17s for the same patient ID Re-attending within 3 months - Adults	211	2,731	7.7%	17.2%	16.5%	16.6%
% of FP17s for the same patient ID Re-attending between 3 & 9 months - Children	829	1,490	55.6%	55.4%	60.2%	57.5%
% of FP17s for the same patient ID Re-attending between 3 & 9 months - Adults	1,131	2,731	41.4%	48.6%	52.0%	50.4%
% of FP17s for Band 1 Urgent Courses	293	3,499	8.4%	10.8%	9.5%	9.1%
% of FP17s Relating to Free Repair or Replacements	9	3,499	0.3%	0.6%	0.7%	0.8%
% of FP17s Relating to Continuations	3	3,499	0.1%	1.0%	1.2%	1.3%
% of Patients satisfied with the dentistry they have received	2	2	N/A	92.1%	92.9%	92.7%
% of Patients satisfied with the time they had to wait for an appointment	2	2	N/A	87.9%	88.8%	88.8%

* This is based on patients treated on this contract for their most recent course of treatment. Figures in italics indicate the base number of FP17s or Patient Questionnaire responses are less than 100. N/A is shown where the base number of responses is less than 10 during the period. % is calculated as Quantity/Base number*100

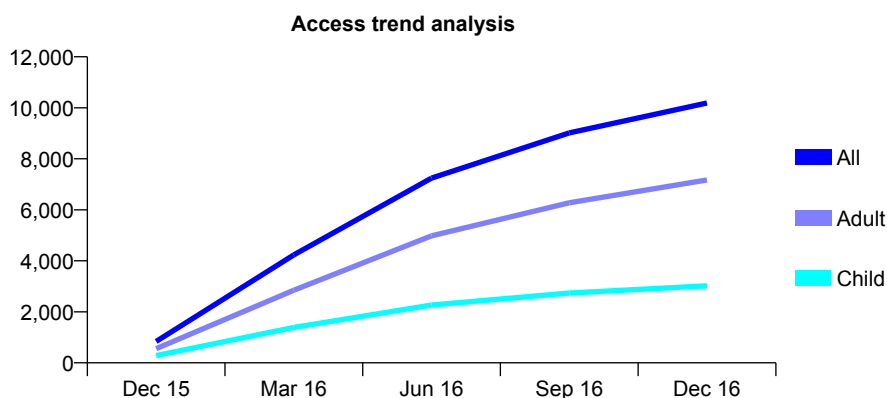
Q67 - Vital Signs At a Glance Contract Report for 121673/0001 - December 2016

Name or company name	The Newland Avenue and Castle Street Pr
Contract type name	GDS Contract
Purpose of contract	General
Contract start date	01/12/2015
Contract end date	

16/17 Contracted general activity (UDA)	43,000
Carry forward general activity (UDA)	0
16/17 Contracted orthodontic activity (UOA)	0
Carry forward orthodontic activity (UOA)	0
Baseline contract value	£970,473.94

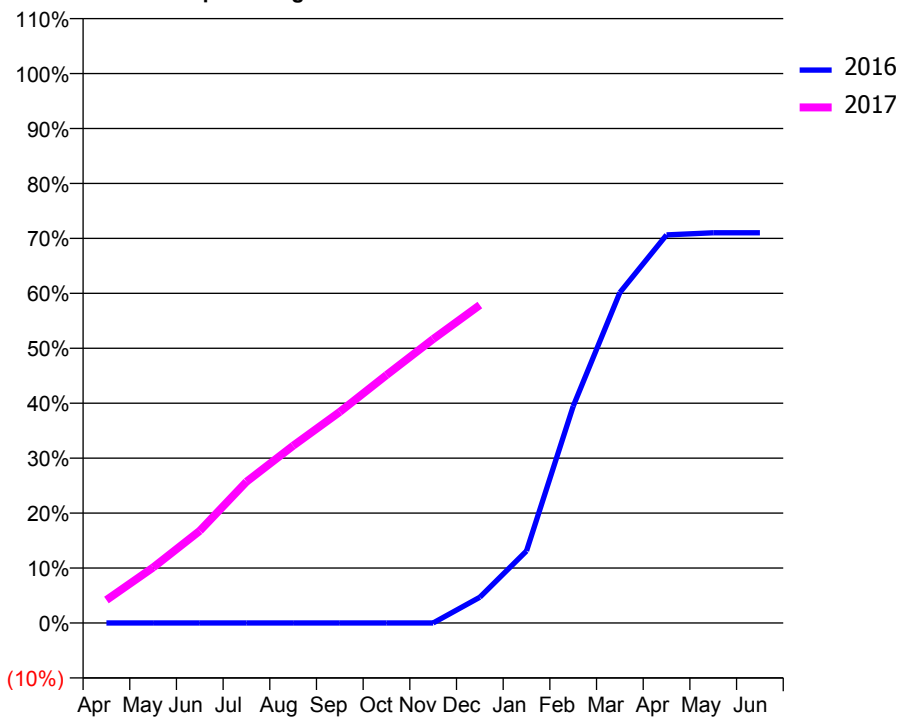
ACCESS*

Patients seen in 24 months	Total	Change since previous quarter
Quarter ending December 2015	839	
Quarter ending March 2016	4,232	↑
Quarter ending June 2016	7,247	↑
Quarter ending September 2016	9,015	↑
Quarter ending December 2016	10,188	↑
Variance since December 2015	1114.3%	↑



ACTIVITY

Cumulative percentage of contracted UDA delivered 2016 & 2017



Month	Adjusted Scheduled Activity (UDA)	
	2016	2017
April	0	1,804
May	0	4,349
June	0	7,215
July	0	11,051
August	0	13,868
September	0	16,521
October	0	19,405
November	0	22,216
December	674	24,880
January	1,880	
February	5,654	
March	8,619	
April	10,123	
May	10,181	
June	10,181	

QUALITY

	Quantity	Base Number	Contract	AT	Region	England
% of FP17s for the same patient ID Re-attending within 3 months - Children	253	3,409	7.4%	12.1%	11.9%	12.4%
% of FP17s for the same patient ID Re-attending within 3 months - Adults	890	8,067	11.0%	17.2%	16.5%	16.6%
% of FP17s for the same patient ID Re-attending between 3 & 9 months - Children	1,057	3,409	31.0%	55.4%	60.2%	57.5%
% of FP17s for the same patient ID Re-attending between 3 & 9 months - Adults	1,960	8,067	24.3%	48.6%	52.0%	50.4%
% of FP17s for Band 1 Urgent Courses	1,128	10,812	10.4%	10.8%	9.5%	9.1%
% of FP17s Relating to Free Repair or Replacements	93	10,812	0.9%	0.6%	0.7%	0.8%
% of FP17s Relating to Continuations	149	10,812	1.4%	1.0%	1.2%	1.3%
% of Patients satisfied with the dentistry they have received	26	30	86.7%	92.1%	92.9%	92.7%
% of Patients satisfied with the time they had to wait for an appointment	24	30	80.0%	87.9%	88.8%	88.8%

* This is based on patients treated on this contract for their most recent course of treatment. Figures in italics indicate the base number of FP17s or Patient Questionnaire responses are less than 100. N/A is shown where the base number of responses is less than 10 during the period. % is calculated as Quantity/Base number*100

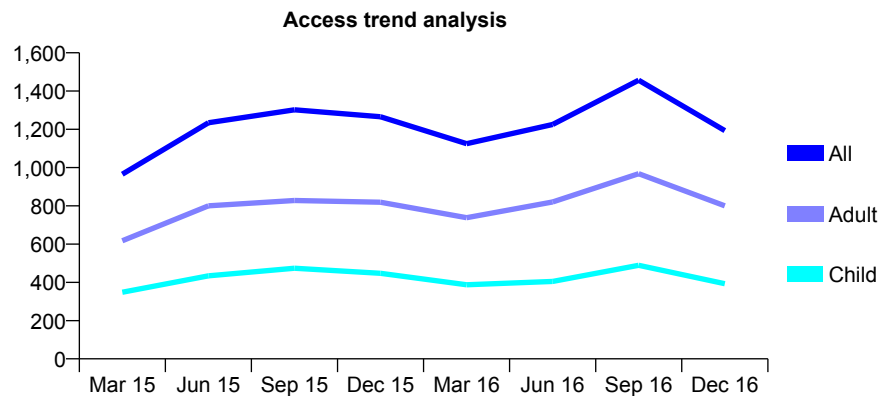
Q67 - Vital Signs At a Glance Contract Report for 125873/0001 - December 2016

Name or company name	Apex Dental Care Sturry Partnership
Contract type name	GDS Contract
Purpose of contract	General
Contract start date	01/01/2014
Contract end date	

16/17 Contracted general activity (UDA)	3,392
Carry forward general activity (UDA)	12
16/17 Contracted orthodontic activity (UOA)	0
Carry forward orthodontic activity (UOA)	0
Baseline contract value	£110,050.24

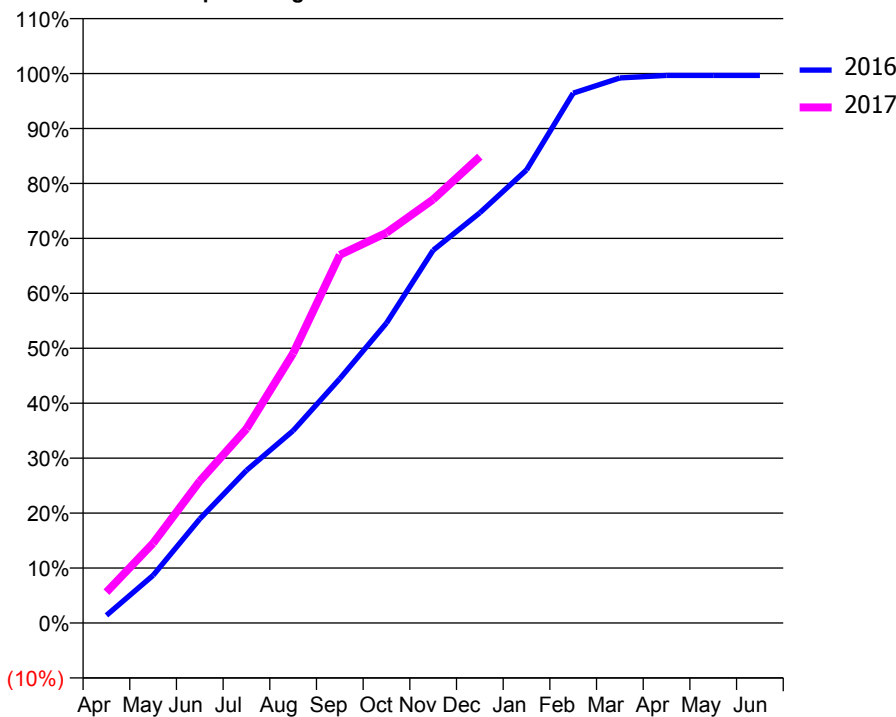
ACCESS*

Patients seen in 24 months	Total	Change since previous quarter
Quarter ending December 2015	1,266	
Quarter ending March 2016	1,125	↓
Quarter ending June 2016	1,225	↑
Quarter ending September 2016	1,457	↑
Quarter ending December 2016	1,193	↓
Variance since December 2015	(5.8%)	↓



ACTIVITY

Cumulative percentage of contracted UDA delivered 2016 & 2017



Month	Adjusted Scheduled Activity (UDA)	
	2016	2017
April	47	190
May	294	493
June	643	876
July	942	1,199
August	1,187	1,665
September	1,508	2,272
October	1,852	2,409
November	2,301	2,615
December	2,532	2,879
January	2,797	
February	3,270	
March	3,364	
April	3,380	
May	3,380	
June	3,380	

QUALITY

	Quantity	Base Number	Contract	AT	Region	England
% of FP17s for the same patient ID Re-attending within 3 months - Children	33	536	6.2%	12.1%	11.9%	12.4%
% of FP17s for the same patient ID Re-attending within 3 months - Adults	97	984	9.9%	17.2%	16.5%	16.6%
% of FP17s for the same patient ID Re-attending between 3 & 9 months - Children	225	536	42.0%	55.4%	60.2%	57.5%
% of FP17s for the same patient ID Re-attending between 3 & 9 months - Adults	397	984	40.3%	48.6%	52.0%	50.4%
% of FP17s for Band 1 Urgent Courses	130	1,515	8.6%	10.8%	9.5%	9.1%
% of FP17s Relating to Free Repair or Replacements	21	1,515	1.4%	0.6%	0.7%	0.8%
% of FP17s Relating to Continuations	11	1,515	0.7%	1.0%	1.2%	1.3%
% of Patients satisfied with the dentistry they have received	3	3	N/A	92.1%	92.9%	92.7%
% of Patients satisfied with the time they had to wait for an appointment	3	3	N/A	87.9%	88.8%	88.8%

* This is based on patients treated on this contract for their most recent course of treatment. Figures in italics indicate the base number of FP17s or Patient Questionnaire responses are less than 100. N/A is shown where the base number of responses is less than 10 during the period. % is calculated as Quantity/Base number*100

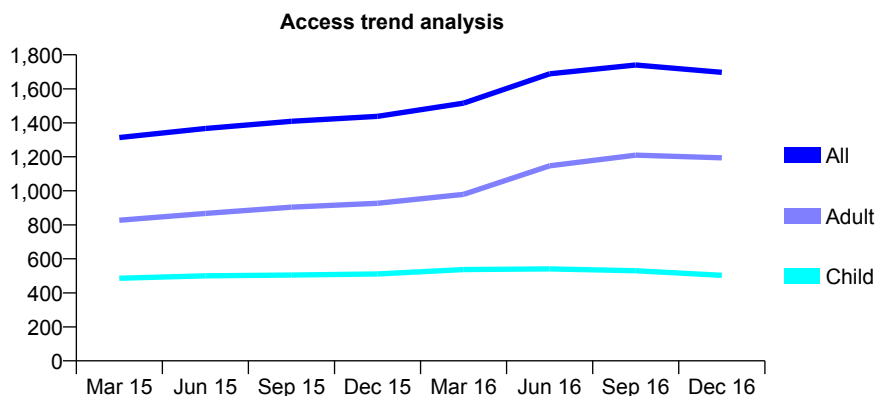
Q67 - Vital Signs At a Glance Contract Report for 125873/0002 - December 2016

Name or company name	Apex Dental Care Sturry Partnership
Contract type name	GDS Contract
Purpose of contract	General
Contract start date	01/01/2014
Contract end date	

16/17 Contracted general activity (UDA)	5,046
Carry forward general activity (UDA)	123
16/17 Contracted orthodontic activity (UOA)	0
Carry forward orthodontic activity (UOA)	0
Baseline contract value	£154,154.95

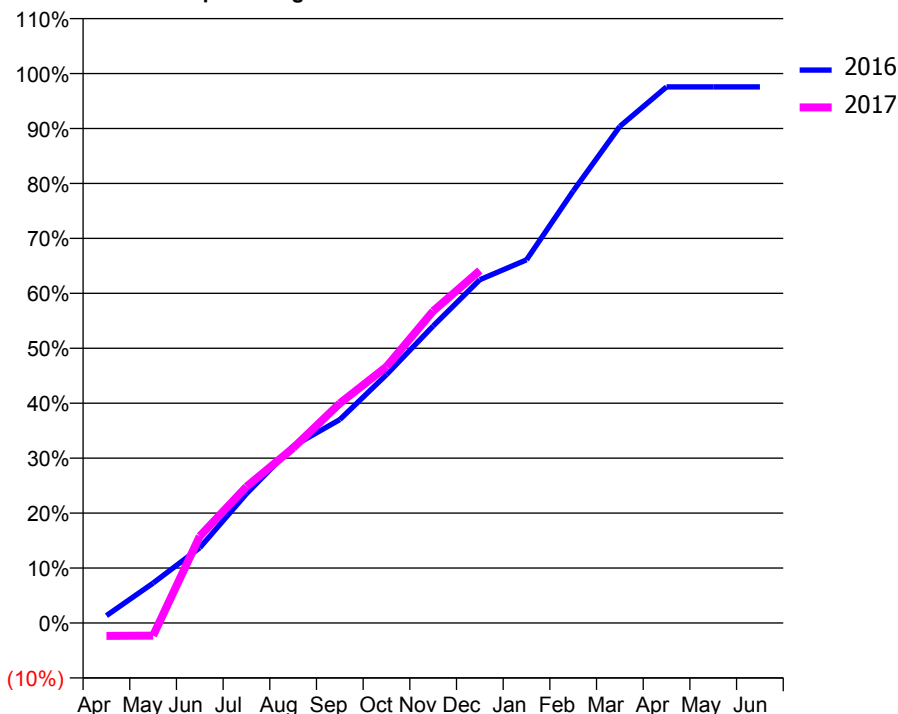
ACCESS*

Patients seen in 24 months	Total	Change since previous quarter
Quarter ending December 2015	1,438	
Quarter ending March 2016	1,516	↑
Quarter ending June 2016	1,688	↑
Quarter ending September 2016	1,740	↑
Quarter ending December 2016	1,697	↓
Variance since December 2015	18.0%	↑



ACTIVITY

Cumulative percentage of contracted UDA delivered 2016 & 2017



Month	Adjusted Scheduled Activity (UDA)	
	2016	2017
April	68	-120
May	367	-117
June	691	797
July	1,188	1,252
August	1,624	1,608
September	1,869	2,017
October	2,280	2,354
November	2,727	2,865
December	3,152	3,236
January	3,335	
February	3,967	
March	4,561	
April	4,923	
May	4,923	
June	4,923	

QUALITY

	Quantity	Base Number	Contract	AT	Region	England
% of FP17s for the same patient ID Re-attending within 3 months - Children	21	565	3.7%	12.1%	11.9%	12.4%
% of FP17s for the same patient ID Re-attending within 3 months - Adults	192	1,513	12.7%	17.2%	16.5%	16.6%
% of FP17s for the same patient ID Re-attending between 3 & 9 months - Children	197	565	34.9%	55.4%	60.2%	57.5%
% of FP17s for the same patient ID Re-attending between 3 & 9 months - Adults	526	1,513	34.8%	48.6%	52.0%	50.4%
% of FP17s for Band 1 Urgent Courses	147	1,936	7.6%	10.8%	9.5%	9.1%
% of FP17s Relating to Free Repair or Replacements	7	1,936	0.4%	0.6%	0.7%	0.8%
% of FP17s Relating to Continuations	14	1,936	0.7%	1.0%	1.2%	1.3%
% of Patients satisfied with the dentistry they have received	1	1	N/A	92.1%	92.9%	92.7%
% of Patients satisfied with the time they had to wait for an appointment	1	1	N/A	87.9%	88.8%	88.8%

* This is based on patients treated on this contract for their most recent course of treatment. Figures in italics indicate the base number of FP17s or Patient Questionnaire responses are less than 100. N/A is shown where the base number of responses is less than 10 during the period. % is calculated as Quantity/Base number*100

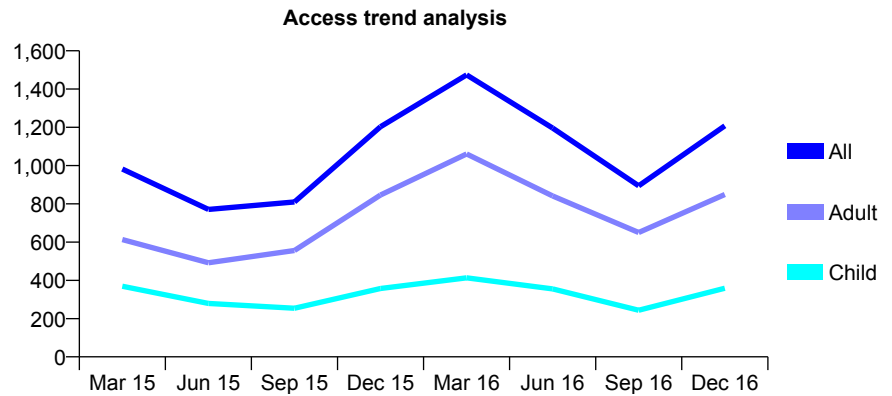
Q67 - Vital Signs At a Glance Contract Report for 125873/0003 - December 2016

Name or company name	Apex Dental Care Sturry Partnership
Contract type name	GDS Contract
Purpose of contract	General
Contract start date	01/01/2014
Contract end date	

16/17 Contracted general activity (UDA)	3,998
Carry forward general activity (UDA)	0
16/17 Contracted orthodontic activity (UOA)	0
Carry forward orthodontic activity (UOA)	0
Baseline contract value	£91,526.86

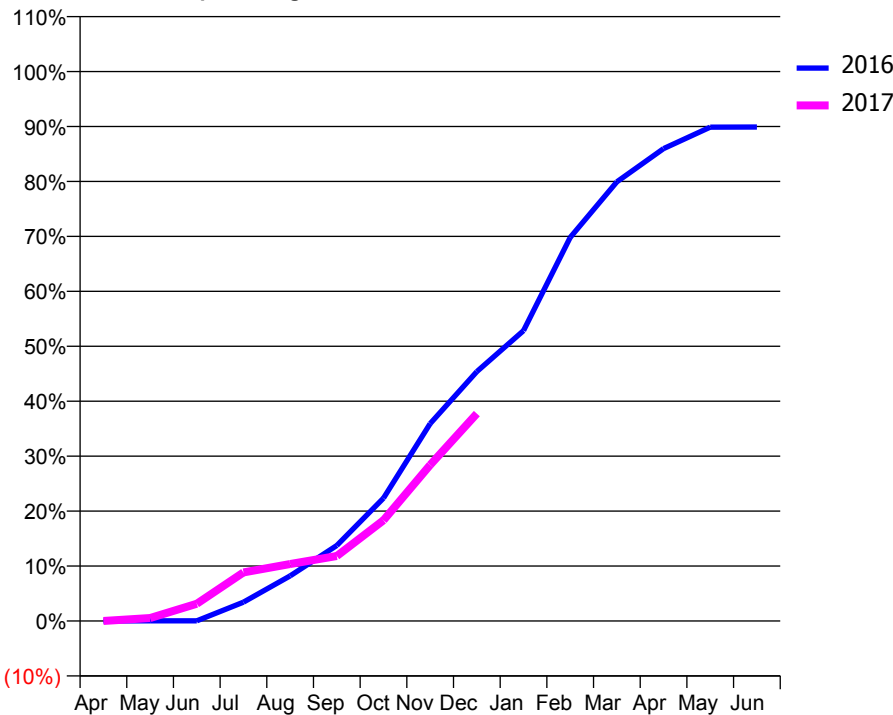
ACCESS*

Patients seen in 24 months	Total	Change since previous quarter
Quarter ending December 2015	1,203	
Quarter ending March 2016	1,474	↑
Quarter ending June 2016	1,196	↓
Quarter ending September 2016	894	↓
Quarter ending December 2016	1,208	↑
Variance since December 2015	0.4%	→



ACTIVITY

Cumulative percentage of contracted UDA delivered 2016 & 2017



Month	Adjusted Scheduled Activity (UDA)	
	2016	2017
April	0	0
May	1	22
June	1	126
July	137	353
August	328	414
September	549	473
October	894	733
November	1,436	1,135
December	1,814	1,509
January	2,113	
February	2,791	
March	3,195	
April	3,437	
May	3,593	
June	3,594	

QUALITY

	Quantity	Base Number	Contract	AT	Region	England
% of FP17s for the same patient ID Re-attending within 3 months - Children	6	366	1.6%	12.1%	11.9%	12.4%
% of FP17s for the same patient ID Re-attending within 3 months - Adults	43	726	5.9%	17.2%	16.5%	16.6%
% of FP17s for the same patient ID Re-attending between 3 & 9 months - Children	65	366	17.8%	55.4%	60.2%	57.5%
% of FP17s for the same patient ID Re-attending between 3 & 9 months - Adults	125	726	17.2%	48.6%	52.0%	50.4%
% of FP17s for Band 1 Urgent Courses	94	887	10.6%	10.8%	9.5%	9.1%
% of FP17s Relating to Free Repair or Replacements	0	887	0.0%	0.6%	0.7%	0.8%
% of FP17s Relating to Continuations	1	887	0.1%	1.0%	1.2%	1.3%
% of Patients satisfied with the dentistry they have received	0	0	N/A	92.1%	92.9%	92.7%
% of Patients satisfied with the time they had to wait for an appointment	0	0	N/A	87.9%	88.8%	88.8%

* This is based on patients treated on this contract for their most recent course of treatment. Figures in italics indicate the base number of FP17s or Patient Questionnaire responses are less than 100. N/A is shown where the base number of responses is less than 10 during the period. % is calculated as Quantity/Base number*100

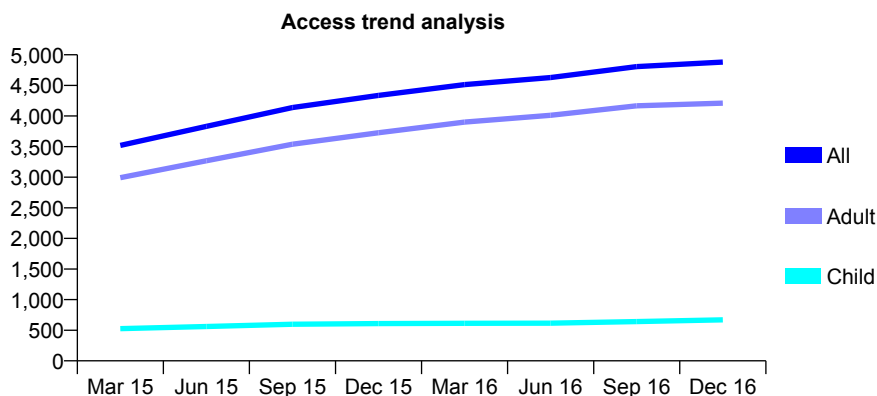
Q67 - Vital Signs At a Glance Contract Report for 127094/0001 - December 2016

Name or company name	Bute House Dental Surgery
Contract type name	GDS Contract
Purpose of contract	General
Contract start date	01/08/2014
Contract end date	

16/17 Contracted general activity (UDA)	15,312
Carry forward general activity (UDA)	607
16/17 Contracted orthodontic activity (UOA)	0
Carry forward orthodontic activity (UOA)	0
Baseline contract value	£340,319.57

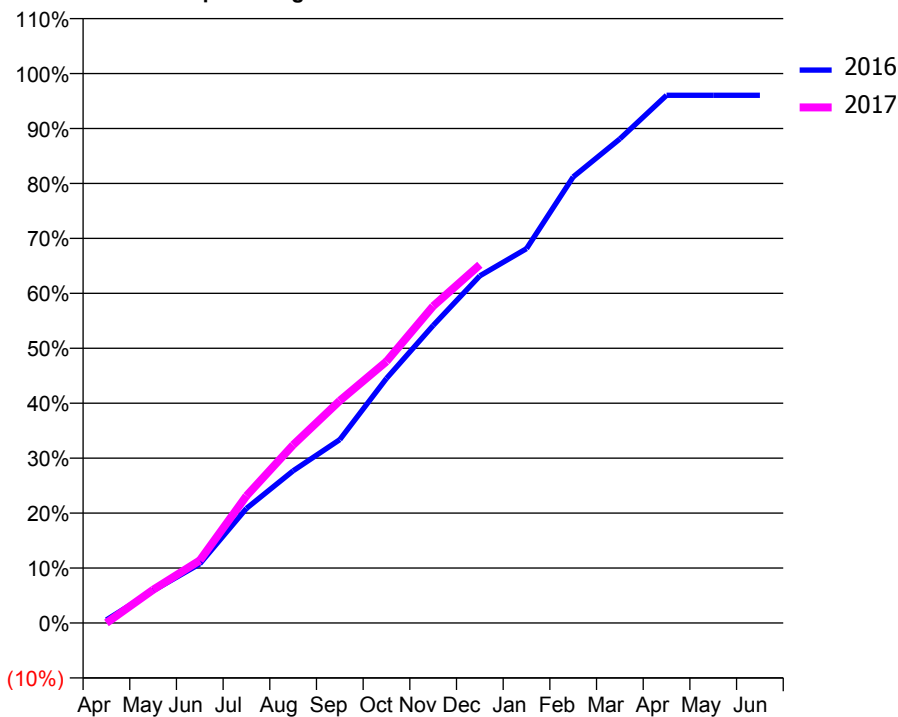
ACCESS*

Patients seen in 24 months	Total	Change since previous quarter
Quarter ending December 2015	4,337	
Quarter ending March 2016	4,514	↑
Quarter ending June 2016	4,628	↑
Quarter ending September 2016	4,807	↑
Quarter ending December 2016	4,882	→
Variance since December 2015	12.6%	↑



ACTIVITY

Cumulative percentage of contracted UDA delivered 2016 & 2017



Month	Adjusted Scheduled Activity (UDA)	
	2016	2017
April	86	-2
May	901	925
June	1,647	1,745
July	3,194	3,541
August	4,243	4,963
September	5,111	6,197
October	6,816	7,289
November	8,290	8,832
December	9,672	9,983
January	10,432	
February	12,430	
March	13,490	
April	14,704	
May	14,706	
June	14,705	

QUALITY

	Quantity	Base Number	Contract	AT	Region	England
% of FP17s for the same patient ID Re-attending within 3 months - Children	37	794	4.7%	12.1%	11.9%	12.4%
% of FP17s for the same patient ID Re-attending within 3 months - Adults	827	5,236	15.8%	17.2%	16.5%	16.6%
% of FP17s for the same patient ID Re-attending between 3 & 9 months - Children	507	794	63.9%	55.4%	60.2%	57.5%
% of FP17s for the same patient ID Re-attending between 3 & 9 months - Adults	3,278	5,236	62.6%	48.6%	52.0%	50.4%
% of FP17s for Band 1 Urgent Courses	348	5,286	6.6%	10.8%	9.5%	9.1%
% of FP17s Relating to Free Repair or Replacements	19	5,286	0.4%	0.6%	0.7%	0.8%
% of FP17s Relating to Continuations	37	5,286	0.7%	1.0%	1.2%	1.3%
% of Patients satisfied with the dentistry they have received	34	36	94.4%	92.1%	92.9%	92.7%
% of Patients satisfied with the time they had to wait for an appointment	34	36	94.4%	87.9%	88.8%	88.8%

* This is based on patients treated on this contract for their most recent course of treatment. Figures in italics indicate the base number of FP17s or Patient Questionnaire responses are less than 100. N/A is shown where the base number of responses is less than 10 during the period. % is calculated as Quantity/Base number*100

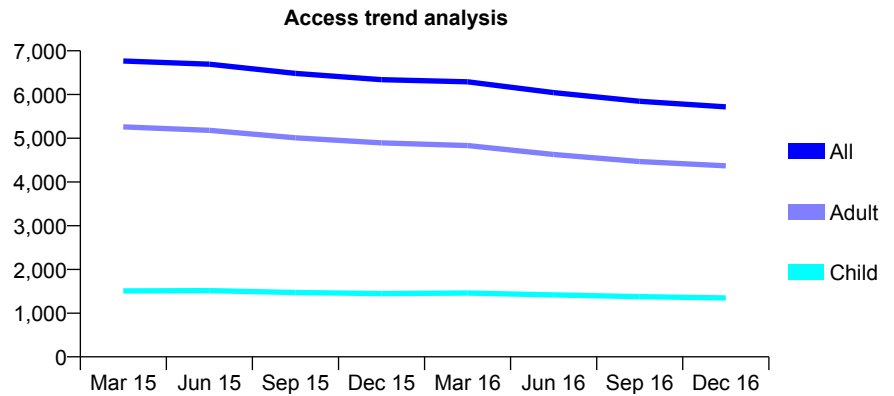
Q67 - Vital Signs At a Glance Contract Report for 138851/0001 - December 2016

Name or company name	Longford Dental Centre
Contract type name	GDS Contract
Purpose of contract	General
Contract start date	01/07/2009
Contract end date	

16/17 Contracted general activity (UDA)	16,514
Carry forward general activity (UDA)	372
16/17 Contracted orthodontic activity (UOA)	0
Carry forward orthodontic activity (UOA)	0
Baseline contract value	£452,318.58

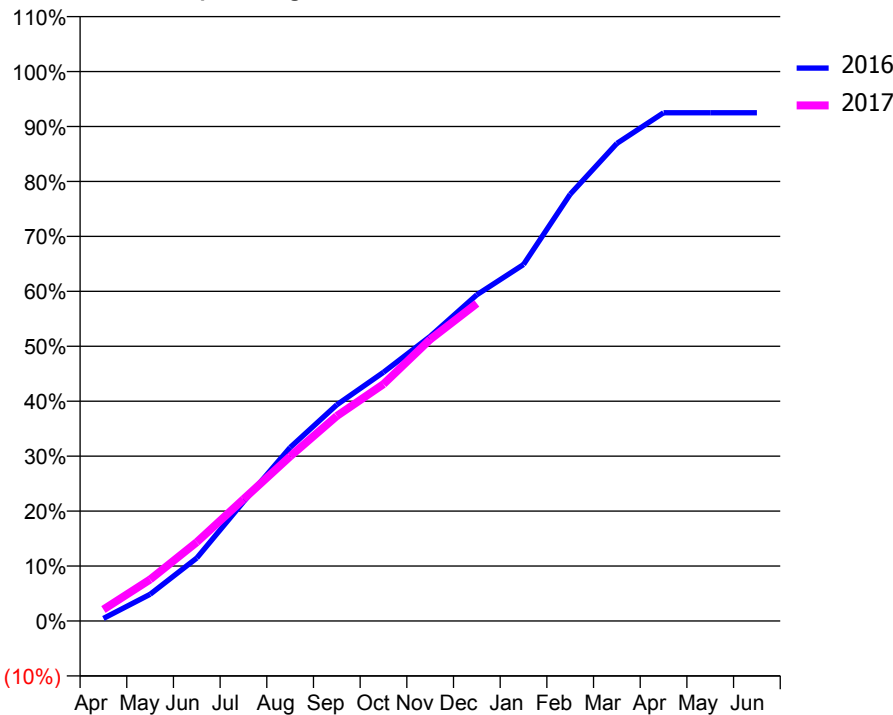
ACCESS*

Patients seen in 24 months	Total	Change since previous quarter
Quarter ending December 2015	6,341	
Quarter ending March 2016	6,292	→
Quarter ending June 2016	6,044	↓
Quarter ending September 2016	5,845	↓
Quarter ending December 2016	5,717	↓
Variance since December 2015	(9.8%)	↓



ACTIVITY

Cumulative percentage of contracted UDA delivered 2016 & 2017



Month	Adjusted Scheduled Activity (UDA)	
	2016	2017
April	84	345
May	850	1,247
June	1,999	2,370
July	3,783	3,659
August	5,513	4,946
September	6,865	6,163
October	7,900	7,119
November	9,037	8,463
December	10,362	9,545
January	11,322	
February	13,553	
March	15,169	
April	16,142	
May	16,142	
June	16,142	

QUALITY

	Quantity	Base Number	Contract	AT	Region	England
% of FP17s for the same patient ID Re-attending within 3 months - Children	74	1,212	6.1%	12.1%	11.9%	12.4%
% of FP17s for the same patient ID Re-attending within 3 months - Adults	584	3,420	17.1%	17.2%	16.5%	16.6%
% of FP17s for the same patient ID Re-attending between 3 & 9 months - Children	590	1,212	48.7%	55.4%	60.2%	57.5%
% of FP17s for the same patient ID Re-attending between 3 & 9 months - Adults	983	3,420	28.7%	48.6%	52.0%	50.4%
% of FP17s for Band 1 Urgent Courses	374	4,281	8.7%	10.8%	9.5%	9.1%
% of FP17s Relating to Free Repair or Replacements	64	4,281	1.5%	0.6%	0.7%	0.8%
% of FP17s Relating to Continuations	78	4,281	1.8%	1.0%	1.2%	1.3%
% of Patients satisfied with the dentistry they have received	9	9	N/A	92.1%	92.9%	92.7%
% of Patients satisfied with the time they had to wait for an appointment	9	9	N/A	87.9%	88.8%	88.8%

* This is based on patients treated on this contract for their most recent course of treatment. Figures in italics indicate the base number of FP17s or Patient Questionnaire responses are less than 100. N/A is shown where the base number of responses is less than 10 during the period. % is calculated as Quantity/Base number*100

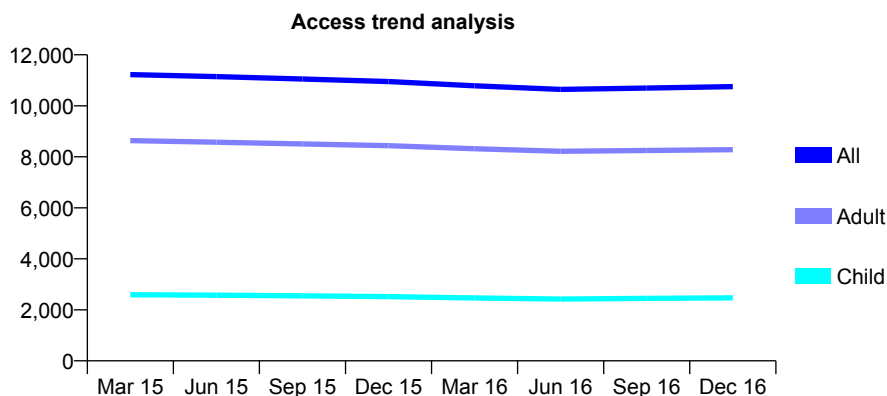
Q67 - Vital Signs At a Glance Contract Report for 141836/0001 - December 2016

Name or company name	Senacre Lodge Dental Practice
Contract type name	GDS Contract
Purpose of contract	General
Contract start date	01/03/2013
Contract end date	

16/17 Contracted general activity (UDA)	27,844
Carry forward general activity (UDA)	835
16/17 Contracted orthodontic activity (UOA)	0
Carry forward orthodontic activity (UOA)	0
Baseline contract value	£680,796.78

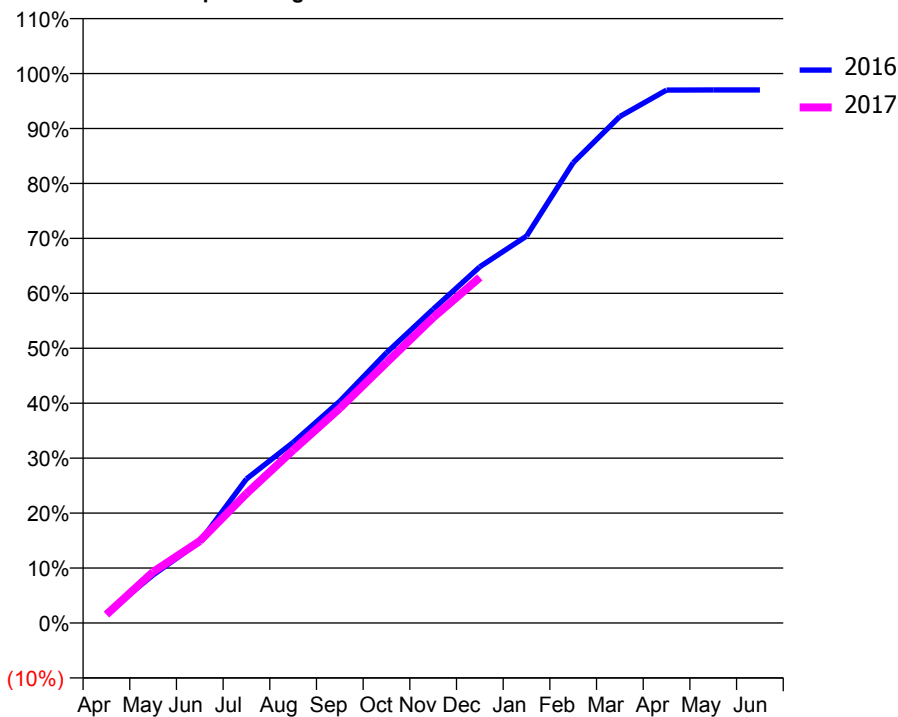
ACCESS*

Patients seen in 24 months	Total	Change since previous quarter
Quarter ending December 2015	10,954	
Quarter ending March 2016	10,784	↓
Quarter ending June 2016	10,643	↓
Quarter ending September 2016	10,697	→
Quarter ending December 2016	10,752	→
Variance since December 2015	(1.8%)	↓



ACTIVITY

Cumulative percentage of contracted UDA delivered 2016 & 2017



QUALITY

	Quantity	Base Number	Contract	AT	Region	England
% of FP17s for the same patient ID Re-attending within 3 months - Children	204	3,021	6.8%	12.1%	11.9%	12.4%
% of FP17s for the same patient ID Re-attending within 3 months - Adults	1,247	9,364	13.3%	17.2%	16.5%	16.6%
% of FP17s for the same patient ID Re-attending between 3 & 9 months - Children	2,109	3,021	69.8%	55.4%	60.2%	57.5%
% of FP17s for the same patient ID Re-attending between 3 & 9 months - Adults	5,515	9,364	58.9%	48.6%	52.0%	50.4%
% of FP17s for Band 1 Urgent Courses	1,071	10,864	9.9%	10.8%	9.5%	9.1%
% of FP17s Relating to Free Repair or Replacements	102	10,864	0.9%	0.6%	0.7%	0.8%
% of FP17s Relating to Continuations	53	10,864	0.5%	1.0%	1.2%	1.3%
% of Patients satisfied with the dentistry they have received	25	27	92.6%	92.1%	92.9%	92.7%
% of Patients satisfied with the time they had to wait for an appointment	24	27	88.9%	87.9%	88.8%	88.8%

* This is based on patients treated on this contract for their most recent course of treatment. Figures in italics indicate the base number of FP17s or Patient Questionnaire responses are less than 100. N/A is shown where the base number of responses is less than 10 during the period. % is calculated as Quantity/Base number*100

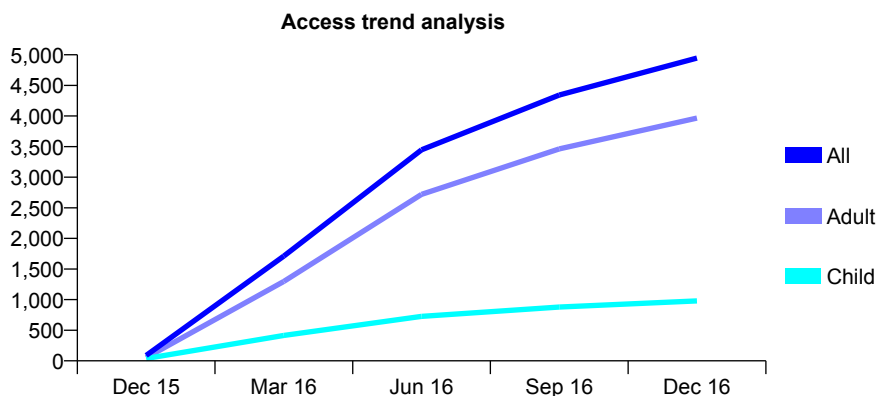
Q67 - Vital Signs At a Glance Contract Report for 141984/0002 - December 2016

Name or company name	Bank House Dental Practice Partnership
Contract type name	GDS Contract
Purpose of contract	General
Contract start date	01/12/2015
Contract end date	

16/17 Contracted general activity (UDA)	17,369
Carry forward general activity (UDA)	0
16/17 Contracted orthodontic activity (UOA)	0
Carry forward orthodontic activity (UOA)	0
Baseline contract value	£531,985.55

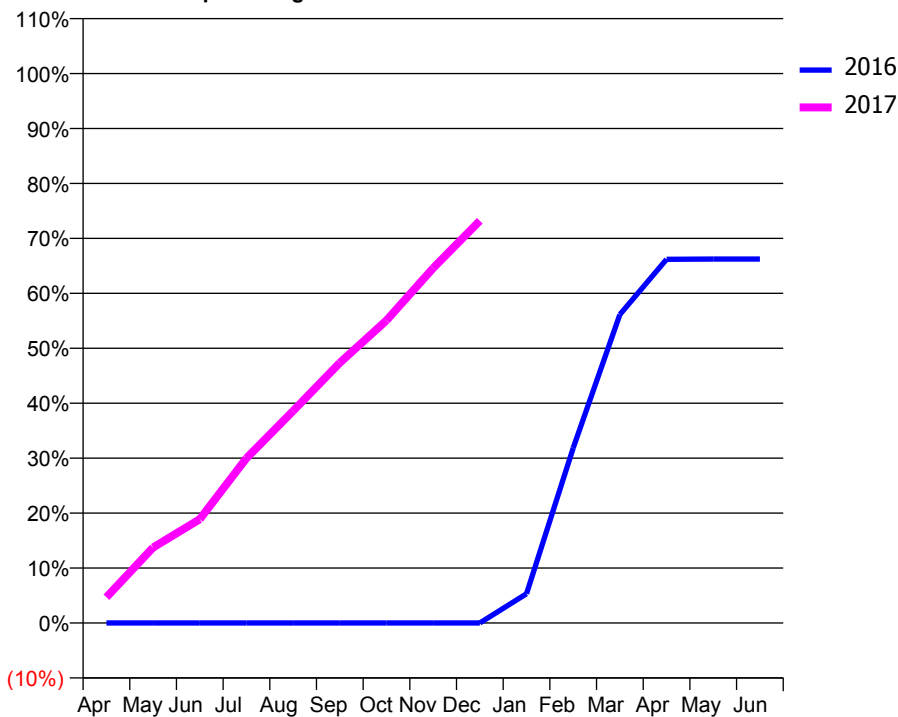
ACCESS*

Patients seen in 24 months	Total	Change since previous quarter
Quarter ending December 2015	89	
Quarter ending March 2016	1,711	↑
Quarter ending June 2016	3,447	↑
Quarter ending September 2016	4,344	↑
Quarter ending December 2016	4,946	↑
Variance since December 2015	5457.3%	↑



ACTIVITY

Cumulative percentage of contracted UDA delivered 2016 & 2017



Month	Adjusted Scheduled Activity (UDA)	
	2016	2017
April	0	817
May	0	2,387
June	0	3,282
July	0	5,212
August	0	6,706
September	0	8,224
October	0	9,566
November	0	11,217
December	0	12,713
January	308	
February	1,844	
March	3,250	
April	3,832	
May	3,834	
June	3,834	

QUALITY

	Quantity	Base Number	Contract	AT	Region	England
% of FP17s for the same patient ID Re-attending within 3 months - Children	65	1,254	5.2%	12.1%	11.9%	12.4%
% of FP17s for the same patient ID Re-attending within 3 months - Adults	747	5,327	14.0%	17.2%	16.5%	16.6%
% of FP17s for the same patient ID Re-attending between 3 & 9 months - Children	464	1,254	37.0%	55.4%	60.2%	57.5%
% of FP17s for the same patient ID Re-attending between 3 & 9 months - Adults	1,570	5,327	29.5%	48.6%	52.0%	50.4%
% of FP17s for Band 1 Urgent Courses	600	6,334	9.5%	10.8%	9.5%	9.1%
% of FP17s Relating to Free Repair or Replacements	12	6,334	0.2%	0.6%	0.7%	0.8%
% of FP17s Relating to Continuations	110	6,334	1.7%	1.0%	1.2%	1.3%
% of Patients satisfied with the dentistry they have received	12	12	100.0%	92.1%	92.9%	92.7%
% of Patients satisfied with the time they had to wait for an appointment	11	12	91.7%	87.9%	88.8%	88.8%

* This is based on patients treated on this contract for their most recent course of treatment. Figures in italics indicate the base number of FP17s or Patient Questionnaire responses are less than 100. N/A is shown where the base number of responses is less than 10 during the period. % is calculated as Quantity/Base number*100

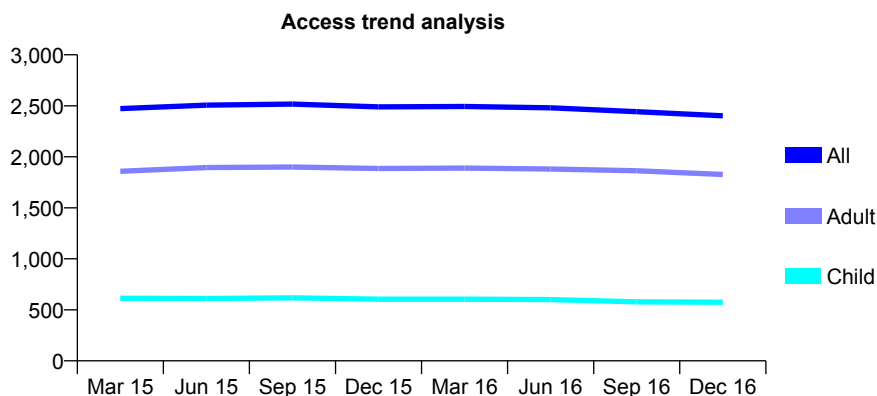
Q67 - Vital Signs At a Glance Contract Report for 143715/0001 - December 2016

Name or company name	Dr G Biant Ltd
Contract type name	GDS Contract
Purpose of contract	General
Contract start date	01/11/2010
Contract end date	

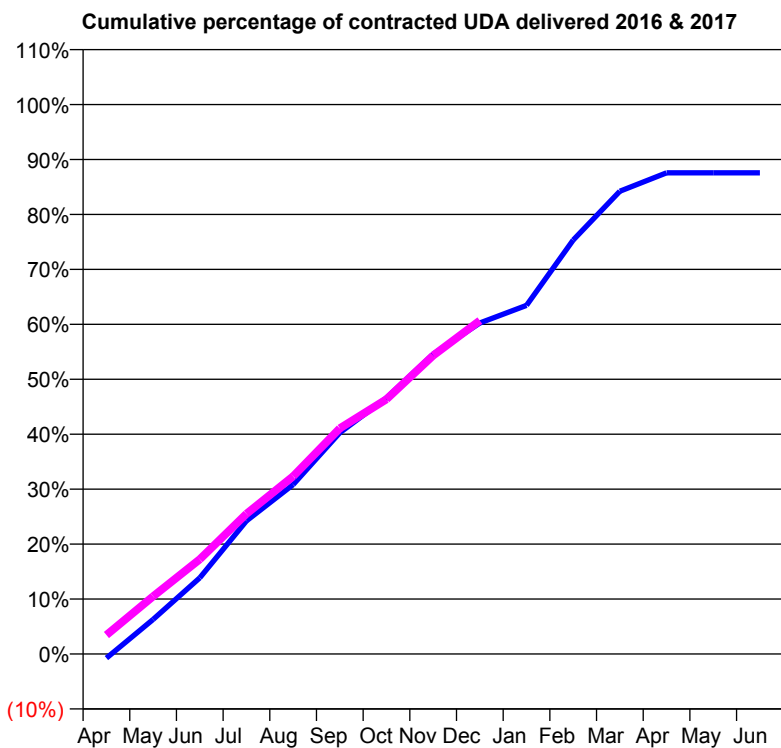
16/17 Contracted general activity (UDA)	7,515
Carry forward general activity (UDA)	0
16/17 Contracted orthodontic activity (UOA)	0
Carry forward orthodontic activity (UOA)	0
Baseline contract value	£214,031.66

ACCESS*

Patients seen in 24 months	Total	Change since previous quarter
Quarter ending December 2015	2,490	
Quarter ending March 2016	2,494	→
Quarter ending June 2016	2,480	→
Quarter ending September 2016	2,442	↓
Quarter ending December 2016	2,402	↓
Variance since December 2015	(3.5%)	↓



ACTIVITY



Month	Adjusted Scheduled Activity (UDA)	
	2016	2017
April	-57	261
May	474	789
June	1,042	1,296
July	1,821	1,917
August	2,316	2,429
September	3,027	3,087
October	3,502	3,484
November	4,101	4,082
December	4,526	4,561
January	4,768	
February	5,662	
March	6,329	
April	6,580	
May	6,580	
June	6,581	

QUALITY

	Quantity	Base Number	Contract	AT	Region	England
% of FP17s for the same patient ID Re-attending within 3 months - Children	49	622	7.9%	12.1%	11.9%	12.4%
% of FP17s for the same patient ID Re-attending within 3 months - Adults	259	1,950	13.3%	17.2%	16.5%	16.6%
% of FP17s for the same patient ID Re-attending between 3 & 9 months - Children	383	622	61.6%	55.4%	60.2%	57.5%
% of FP17s for the same patient ID Re-attending between 3 & 9 months - Adults	1,132	1,950	58.1%	48.6%	52.0%	50.4%
% of FP17s for Band 1 Urgent Courses	227	2,419	9.4%	10.8%	9.5%	9.1%
% of FP17s Relating to Free Repair or Replacements	11	2,419	0.5%	0.6%	0.7%	0.8%
% of FP17s Relating to Continuations	8	2,419	0.3%	1.0%	1.2%	1.3%
% of Patients satisfied with the dentistry they have received	5	5	N/A	92.1%	92.9%	92.7%
% of Patients satisfied with the time they had to wait for an appointment	5	5	N/A	87.9%	88.8%	88.8%

* This is based on patients treated on this contract for their most recent course of treatment. Figures in italics indicate the base number of FP17s or Patient Questionnaire responses are less than 100. N/A is shown where the base number of responses is less than 10 during the period. % is calculated as Quantity/Base number*100

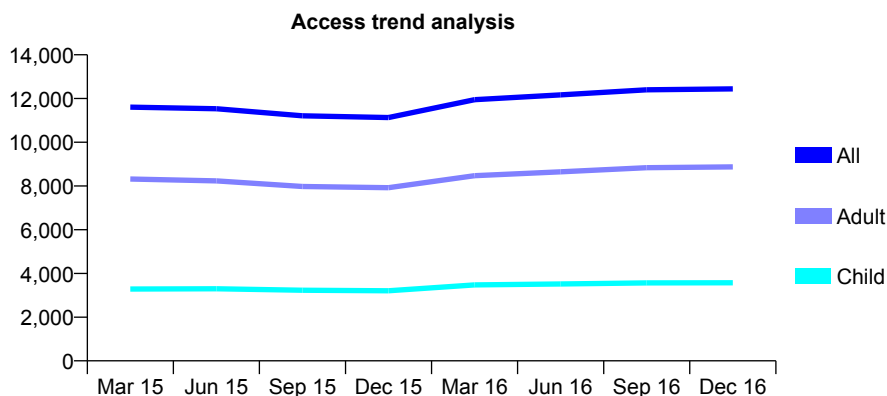
Q67 - Vital Signs At a Glance Contract Report for 145580/0001 - December 2016

Name or company name	Oradent Kent Ltd
Contract type name	GDS Contract
Purpose of contract	General
Contract start date	01/04/2008
Contract end date	

16/17 Contracted general activity (UDA)	34,556
Carry forward general activity (UDA)	1,161
16/17 Contracted orthodontic activity (UOA)	0
Carry forward orthodontic activity (UOA)	0
Baseline contract value	£774,387.60

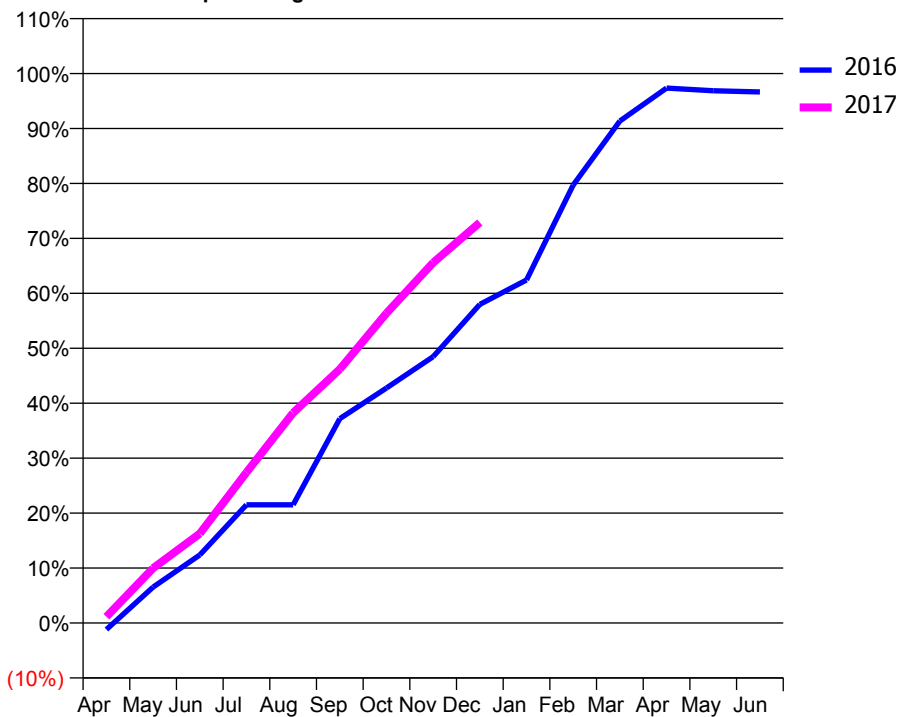
ACCESS*

Patients seen in 24 months	Total	Change since previous quarter
Quarter ending December 2015	11,127	
Quarter ending March 2016	11,946	↑
Quarter ending June 2016	12,165	→
Quarter ending September 2016	12,401	→
Quarter ending December 2016	12,441	→
Variance since December 2015	11.8%	↑



ACTIVITY

Cumulative percentage of contracted UDA delivered 2016 & 2017



Month	Adjusted Scheduled Activity (UDA)	
	2016	2017
April	-411	397
May	2,262	3,449
June	4,283	5,625
July	7,435	9,473
August	7,435	13,223
September	12,848	15,958
October	14,776	19,485
November	16,754	22,665
December	20,037	25,186
January	21,573	
February	27,539	
March	31,569	
April	33,637	
May	33,472	
June	33,395	

QUALITY

	Quantity	Base Number	Contract	AT	Region	England
% of FP17s for the same patient ID Re-attending within 3 months - Children	395	4,269	9.3%	12.1%	11.9%	12.4%
% of FP17s for the same patient ID Re-attending within 3 months - Adults	1,275	9,005	14.2%	17.2%	16.5%	16.6%
% of FP17s for the same patient ID Re-attending between 3 & 9 months - Children	2,461	4,269	57.6%	55.4%	60.2%	57.5%
% of FP17s for the same patient ID Re-attending between 3 & 9 months - Adults	4,366	9,005	48.5%	48.6%	52.0%	50.4%
% of FP17s for Band 1 Urgent Courses	1,050	12,489	8.4%	10.8%	9.5%	9.1%
% of FP17s Relating to Free Repair or Replacements	50	12,489	0.4%	0.6%	0.7%	0.8%
% of FP17s Relating to Continuations	48	12,489	0.4%	1.0%	1.2%	1.3%
% of Patients satisfied with the dentistry they have received	16	16	100.0%	92.1%	92.9%	92.7%
% of Patients satisfied with the time they had to wait for an appointment	15	16	93.8%	87.9%	88.8%	88.8%

* This is based on patients treated on this contract for their most recent course of treatment. Figures in italics indicate the base number of FP17s or Patient Questionnaire responses are less than 100. N/A is shown where the base number of responses is less than 10 during the period. % is calculated as Quantity/Base number*100

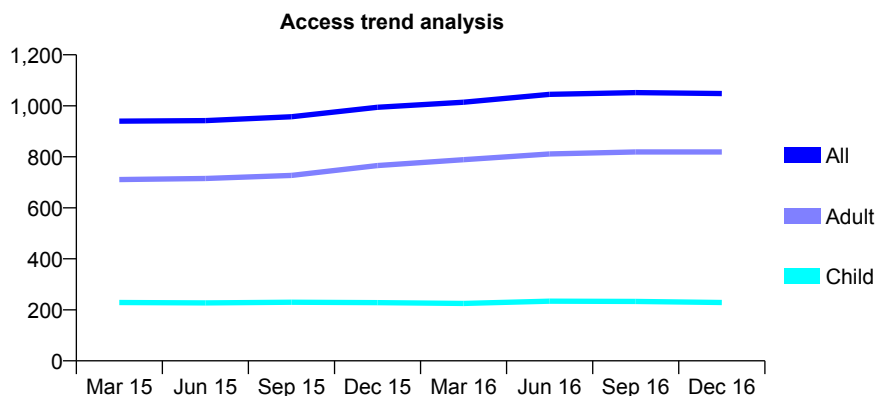
Q67 - Vital Signs At a Glance Contract Report for 145580/0002 - December 2016

Name or company name	Oradent Kent Ltd
Contract type name	GDS Contract
Purpose of contract	General
Contract start date	01/04/2008
Contract end date	

16/17 Contracted general activity (UDA)	3,354
Carry forward general activity (UDA)	54
16/17 Contracted orthodontic activity (UOA)	0
Carry forward orthodontic activity (UOA)	0
Baseline contract value	£80,034.10

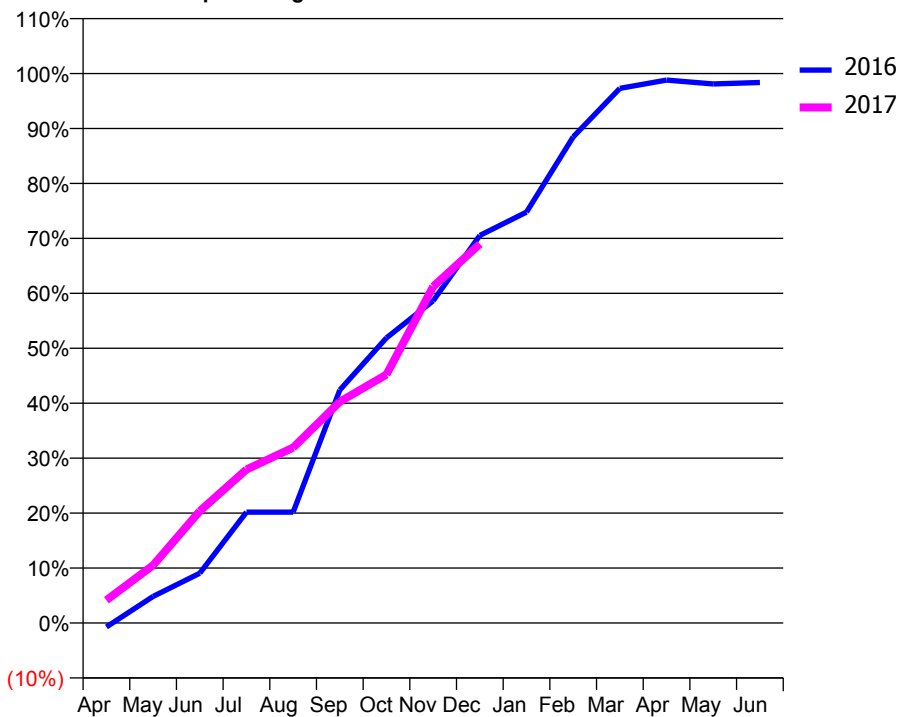
ACCESS*

Patients seen in 24 months	Total	Change since previous quarter
Quarter ending December 2015	994	
Quarter ending March 2016	1,014	↑
Quarter ending June 2016	1,045	↑
Quarter ending September 2016	1,052	→
Quarter ending December 2016	1,048	→
Variance since December 2015	5.4%	↑



ACTIVITY

Cumulative percentage of contracted UDA delivered 2016 & 2017



Month	Adjusted Scheduled Activity (UDA)	
	2016	2017
April	-25	139
May	162	353
June	304	683
July	677	937
August	677	1,071
September	1,422	1,350
October	1,740	1,516
November	1,967	2,054
December	2,365	2,314
January	2,508	
February	2,967	
March	3,263	
April	3,314	
May	3,291	
June	3,300	

QUALITY

	Quantity	Base Number	Contract	AT	Region	England
% of FP17s for the same patient ID Re-attending within 3 months - Children	10	189	5.3%	12.1%	11.9%	12.4%
% of FP17s for the same patient ID Re-attending within 3 months - Adults	46	623	7.4%	17.2%	16.5%	16.6%
% of FP17s for the same patient ID Re-attending between 3 & 9 months - Children	71	189	37.6%	55.4%	60.2%	57.5%
% of FP17s for the same patient ID Re-attending between 3 & 9 months - Adults	191	623	30.7%	48.6%	52.0%	50.4%
% of FP17s for Band 1 Urgent Courses	53	799	6.6%	10.8%	9.5%	9.1%
% of FP17s Relating to Free Repair or Replacements	0	799	0.0%	0.6%	0.7%	0.8%
% of FP17s Relating to Continuations	0	799	0.0%	1.0%	1.2%	1.3%
% of Patients satisfied with the dentistry they have received	4	5	N/A	92.1%	92.9%	92.7%
% of Patients satisfied with the time they had to wait for an appointment	5	5	N/A	87.9%	88.8%	88.8%

* This is based on patients treated on this contract for their most recent course of treatment. Figures in italics indicate the base number of FP17s or Patient Questionnaire responses are less than 100. N/A is shown where the base number of responses is less than 10 during the period. % is calculated as Quantity/Base number*100

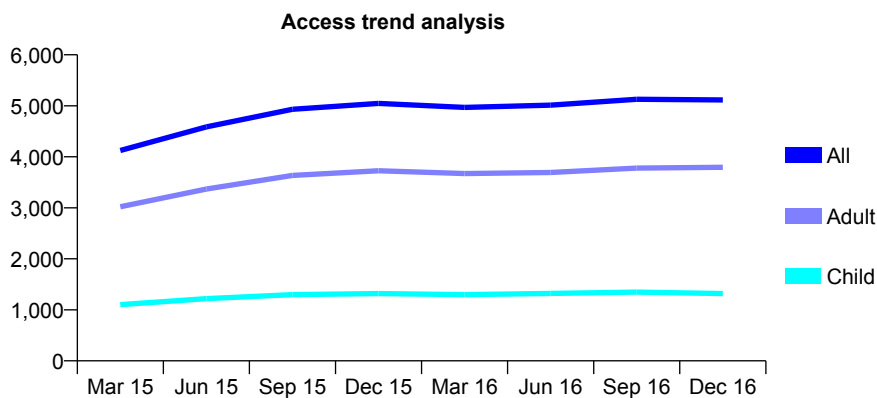
Q67 - Vital Signs At a Glance Contract Report for 146633/0001 - December 2016

Name or company name	South England Dental Practice Partnership
Contract type name	GDS Contract
Purpose of contract	General
Contract start date	01/09/2013
Contract end date	

16/17 Contracted general activity (UDA)	12,500
Carry forward general activity (UDA)	-118
16/17 Contracted orthodontic activity (UOA)	0
Carry forward orthodontic activity (UOA)	0
Baseline contract value	£356,603.05

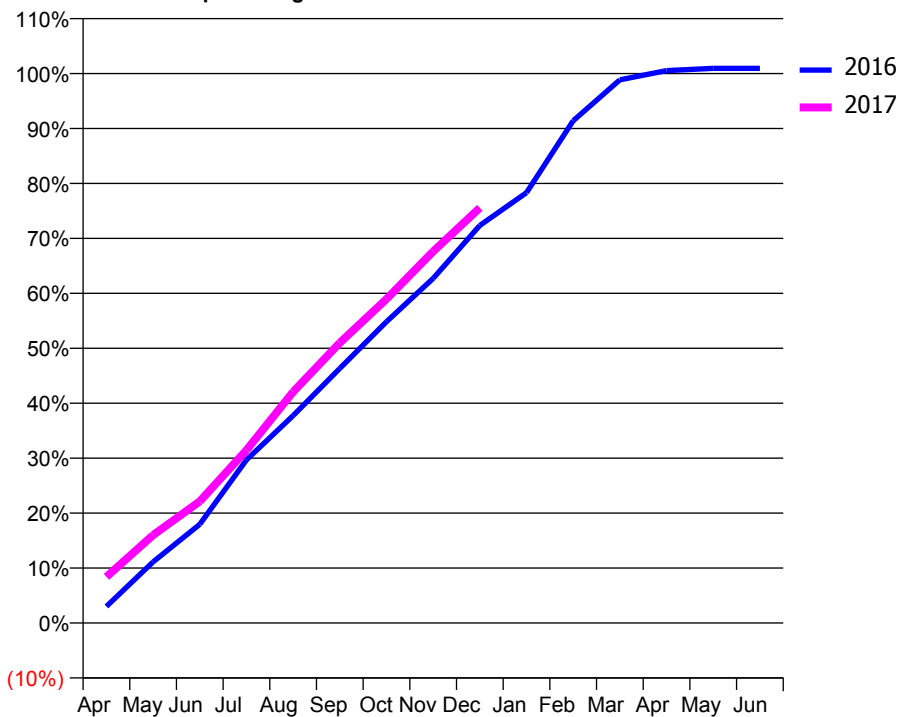
ACCESS*

Patients seen in 24 months	Total	Change since previous quarter
Quarter ending December 2015	5,046	
Quarter ending March 2016	4,969	↓
Quarter ending June 2016	5,014	→
Quarter ending September 2016	5,128	↑
Quarter ending December 2016	5,114	→
Variance since December 2015	1.3%	→



ACTIVITY

Cumulative percentage of contracted UDA delivered 2016 & 2017



Month	Adjusted Scheduled Activity (UDA)	
	2016	2017
April	376	1,051
May	1,391	2,002
June	2,245	2,767
July	3,710	3,932
August	4,718	5,259
September	5,792	6,375
October	6,853	7,370
November	7,840	8,453
December	9,043	9,445
January	9,791	
February	11,424	
March	12,357	
April	12,565	
May	12,618	
June	12,618	

QUALITY

	Quantity	Base Number	Contract	AT	Region	England
% of FP17s for the same patient ID Re-attending within 3 months - Children	55	1,089	5.1%	12.1%	11.9%	12.4%
% of FP17s for the same patient ID Re-attending within 3 months - Adults	319	2,897	11.0%	17.2%	16.5%	16.6%
% of FP17s for the same patient ID Re-attending between 3 & 9 months - Children	361	1,089	33.1%	55.4%	60.2%	57.5%
% of FP17s for the same patient ID Re-attending between 3 & 9 months - Adults	968	2,897	33.4%	48.6%	52.0%	50.4%
% of FP17s for Band 1 Urgent Courses	402	3,846	10.5%	10.8%	9.5%	9.1%
% of FP17s Relating to Free Repair or Replacements	15	3,846	0.4%	0.6%	0.7%	0.8%
% of FP17s Relating to Continuations	33	3,846	0.9%	1.0%	1.2%	1.3%
% of Patients satisfied with the dentistry they have received	12	13	92.3%	92.1%	92.9%	92.7%
% of Patients satisfied with the time they had to wait for an appointment	9	13	69.2%	87.9%	88.8%	88.8%

* This is based on patients treated on this contract for their most recent course of treatment. Figures in italics indicate the base number of FP17s or Patient Questionnaire responses are less than 100. N/A is shown where the base number of responses is less than 10 during the period. % is calculated as Quantity/Base number*100

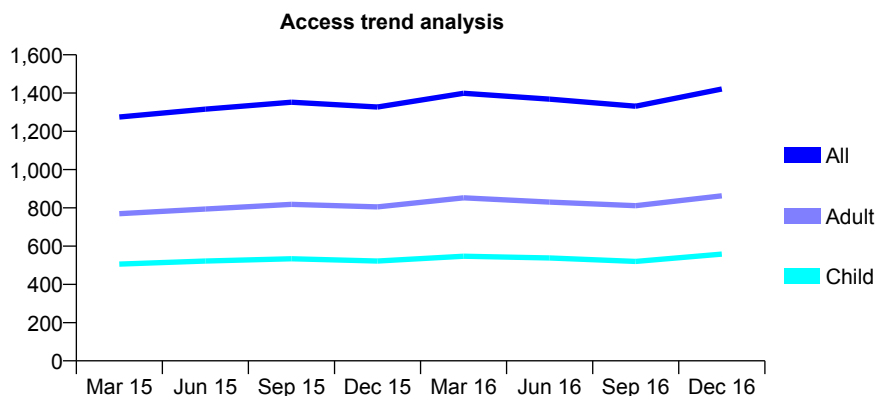
Q67 - Vital Signs At a Glance Contract Report for 146749/0001 - December 2016

Name or company name	Patiali Limited
Contract type name	GDS Contract
Purpose of contract	General
Contract start date	01/05/2011
Contract end date	

16/17 Contracted general activity (UDA)	4,395
Carry forward general activity (UDA)	-21
16/17 Contracted orthodontic activity (UOA)	0
Carry forward orthodontic activity (UOA)	0
Baseline contract value	£108,974.09

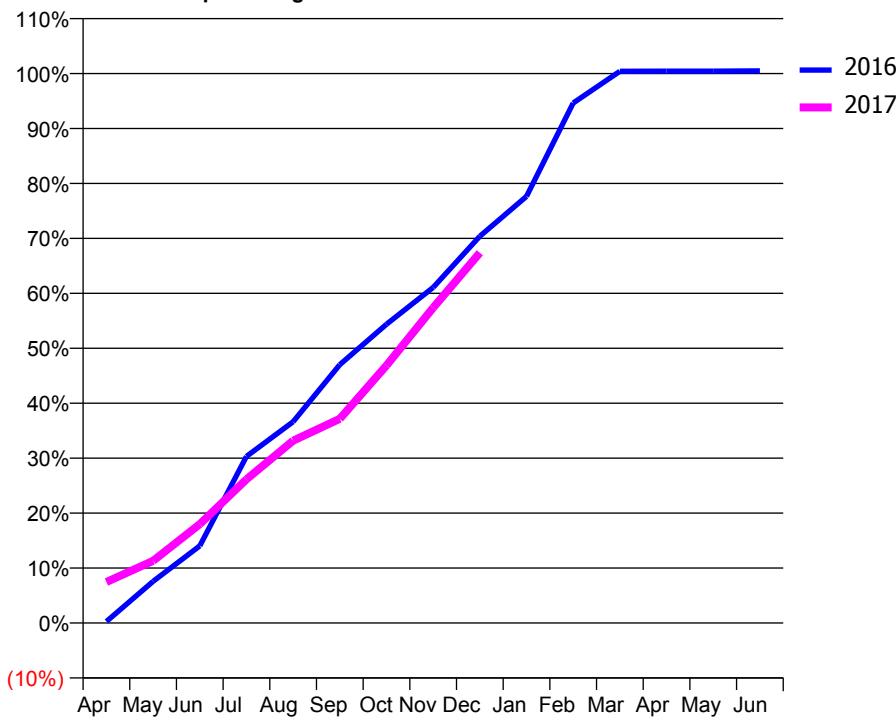
ACCESS*

Patients seen in 24 months	Total	Change since previous quarter
Quarter ending December 2015	1,327	
Quarter ending March 2016	1,399	↑
Quarter ending June 2016	1,368	↓
Quarter ending September 2016	1,331	↓
Quarter ending December 2016	1,421	↑
Variance since December 2015	7.1%	↑



ACTIVITY

Cumulative percentage of contracted UDA delivered 2016 & 2017



Month	Adjusted Scheduled Activity (UDA)	
	2016	2017
April	13	328
May	333	498
June	617	790
July	1,332	1,150
August	1,610	1,458
September	2,066	1,634
October	2,389	2,060
November	2,684	2,522
December	3,094	2,962
January	3,413	
February	4,159	
March	4,413	
April	4,414	
May	4,414	
June	4,416	

QUALITY

	Quantity	Base Number	Contract	AT	Region	England
% of FP17s for the same patient ID Re-attending within 3 months - Children	29	512	5.7%	12.1%	11.9%	12.4%
% of FP17s for the same patient ID Re-attending within 3 months - Adults	116	821	14.1%	17.2%	16.5%	16.6%
% of FP17s for the same patient ID Re-attending between 3 & 9 months - Children	278	512	54.3%	55.4%	60.2%	57.5%
% of FP17s for the same patient ID Re-attending between 3 & 9 months - Adults	353	821	43.0%	48.6%	52.0%	50.4%
% of FP17s for Band 1 Urgent Courses	128	1,330	9.6%	10.8%	9.5%	9.1%
% of FP17s Relating to Free Repair or Replacements	8	1,330	0.6%	0.6%	0.7%	0.8%
% of FP17s Relating to Continuations	0	1,330	0.0%	1.0%	1.2%	1.3%
% of Patients satisfied with the dentistry they have received	0	0	N/A	92.1%	92.9%	92.7%
% of Patients satisfied with the time they had to wait for an appointment	0	0	N/A	87.9%	88.8%	88.8%

* This is based on patients treated on this contract for their most recent course of treatment. Figures in italics indicate the base number of FP17s or Patient Questionnaire responses are less than 100. N/A is shown where the base number of responses is less than 10 during the period. % is calculated as Quantity/Base number*100

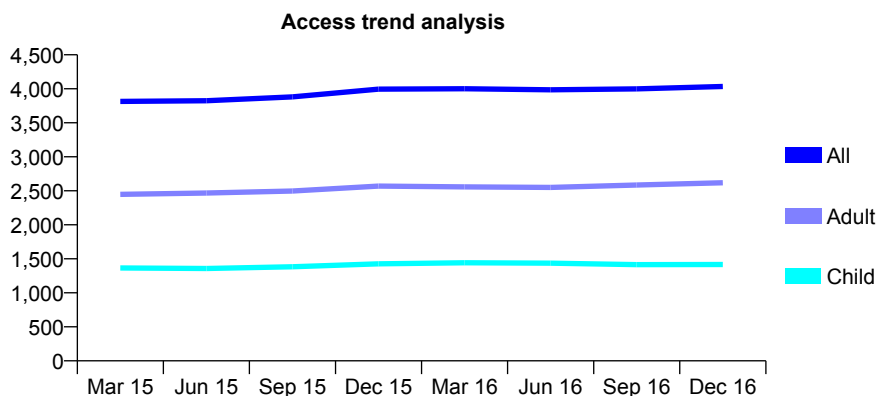
Q67 - Vital Signs At a Glance Contract Report for 146749/0002 - December 2016

Name or company name	Patiali Limited
Contract type name	GDS Contract
Purpose of contract	General
Contract start date	01/05/2011
Contract end date	

16/17 Contracted general activity (UDA)	9,536
Carry forward general activity (UDA)	59
16/17 Contracted orthodontic activity (UOA)	0
Carry forward orthodontic activity (UOA)	0
Baseline contract value	£247,012.44

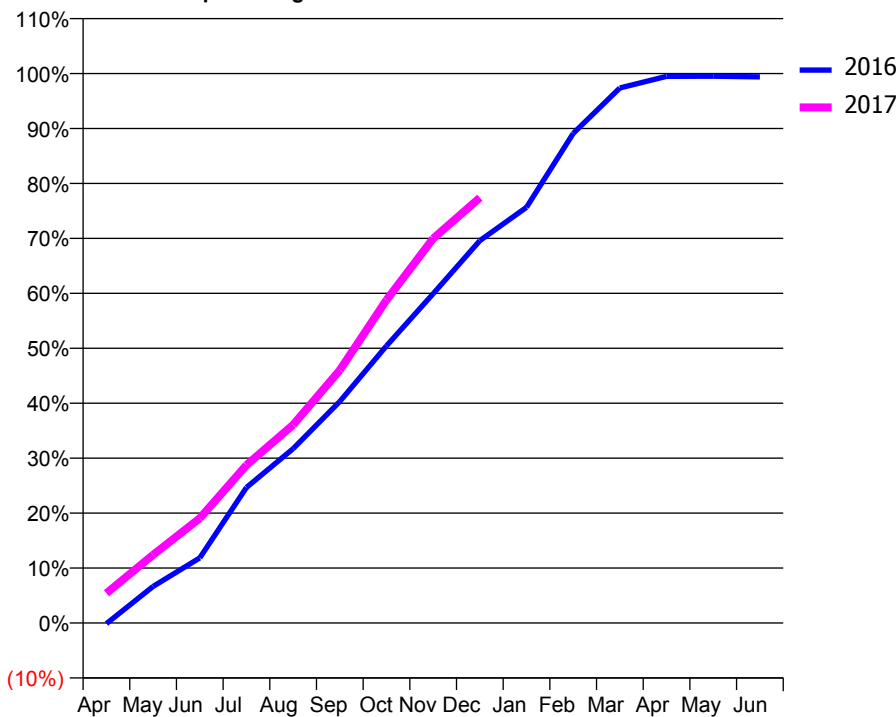
ACCESS*

Patients seen in 24 months	Total	Change since previous quarter
Quarter ending December 2015	3,996	
Quarter ending March 2016	4,000	→
Quarter ending June 2016	3,986	→
Quarter ending September 2016	3,999	→
Quarter ending December 2016	4,035	→
Variance since December 2015	1.0%	→



ACTIVITY

Cumulative percentage of contracted UDA delivered 2016 & 2017



Month	Adjusted Scheduled Activity (UDA)	
	2016	2017
April	-13	518
May	634	1,184
June	1,130	1,819
July	2,353	2,741
August	3,026	3,440
September	3,845	4,388
October	4,811	5,606
November	5,716	6,673
December	6,636	7,380
January	7,214	
February	8,496	
March	9,285	
April	9,486	
May	9,488	
June	9,477	

QUALITY

	Quantity	Base Number	Contract	AT	Region	England
% of FP17s for the same patient ID Re-attending within 3 months - Children	199	1,609	12.4%	12.1%	11.9%	12.4%
% of FP17s for the same patient ID Re-attending within 3 months - Adults	419	2,737	15.3%	17.2%	16.5%	16.6%
% of FP17s for the same patient ID Re-attending between 3 & 9 months - Children	932	1,609	57.9%	55.4%	60.2%	57.5%
% of FP17s for the same patient ID Re-attending between 3 & 9 months - Adults	1,395	2,737	51.0%	48.6%	52.0%	50.4%
% of FP17s for Band 1 Urgent Courses	372	3,385	11.0%	10.8%	9.5%	9.1%
% of FP17s Relating to Free Repair or Replacements	67	3,385	2.0%	0.6%	0.7%	0.8%
% of FP17s Relating to Continuations	19	3,385	0.6%	1.0%	1.2%	1.3%
% of Patients satisfied with the dentistry they have received	3	3	N/A	92.1%	92.9%	92.7%
% of Patients satisfied with the time they had to wait for an appointment	3	3	N/A	87.9%	88.8%	88.8%

* This is based on patients treated on this contract for their most recent course of treatment. Figures in italics indicate the base number of FP17s or Patient Questionnaire responses are less than 100. N/A is shown where the base number of responses is less than 10 during the period. % is calculated as Quantity/Base number*100

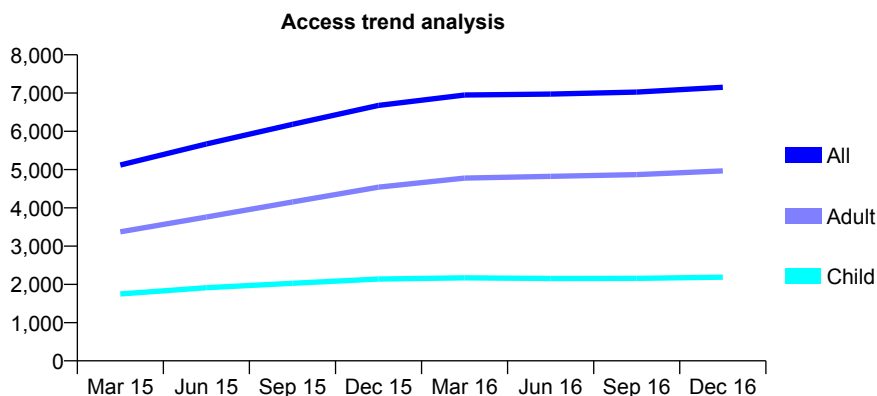
Q67 - Vital Signs At a Glance Contract Report for 148628/0001 - December 2016

Name or company name	Gravesend Dental Surgery
Contract type name	GDS Contract
Purpose of contract	General
Contract start date	15/02/2014
Contract end date	

16/17 Contracted general activity (UDA)	18,214
Carry forward general activity (UDA)	600
16/17 Contracted orthodontic activity (UOA)	0
Carry forward orthodontic activity (UOA)	0
Baseline contract value	£508,713.81

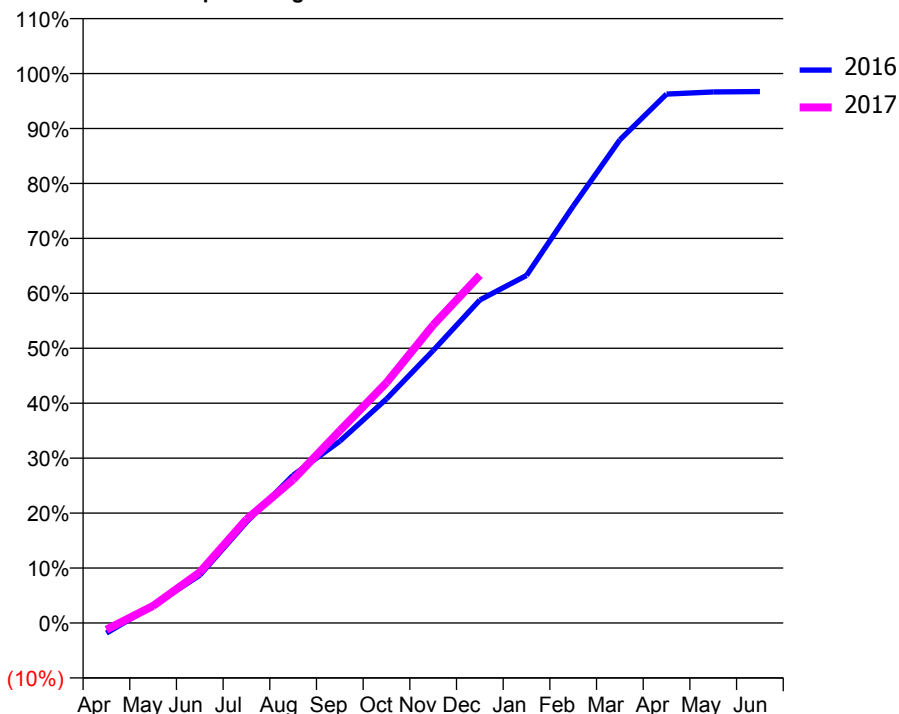
ACCESS*

Patients seen in 24 months	Total	Change since previous quarter
Quarter ending December 2015	6,677	
Quarter ending March 2016	6,948	↑
Quarter ending June 2016	6,972	→
Quarter ending September 2016	7,025	→
Quarter ending December 2016	7,151	→
Variance since December 2015	7.1%	↑



ACTIVITY

Cumulative percentage of contracted UDA delivered 2016 & 2017



Month	Adjusted Scheduled Activity (UDA)	
	2016	2017
April	-336	-223
May	579	566
June	1,583	1,683
July	3,342	3,435
August	4,897	4,754
September	6,026	6,376
October	7,427	7,965
November	9,031	9,877
December	10,706	11,529
January	11,521	
February	13,821	
March	16,018	
April	17,533	
May	17,601	
June	17,614	

QUALITY

	Quantity	Base Number	Contract	AT	Region	England
% of FP17s for the same patient ID Re-attending within 3 months - Children	144	1,771	8.1%	12.1%	11.9%	12.4%
% of FP17s for the same patient ID Re-attending within 3 months - Adults	745	4,059	18.4%	17.2%	16.5%	16.6%
% of FP17s for the same patient ID Re-attending between 3 & 9 months - Children	617	1,771	34.8%	55.4%	60.2%	57.5%
% of FP17s for the same patient ID Re-attending between 3 & 9 months - Adults	1,305	4,059	32.2%	48.6%	52.0%	50.4%
% of FP17s for Band 1 Urgent Courses	1,036	5,385	19.2%	10.8%	9.5%	9.1%
% of FP17s Relating to Free Repair or Replacements	33	5,385	0.6%	0.6%	0.7%	0.8%
% of FP17s Relating to Continuations	49	5,385	0.9%	1.0%	1.2%	1.3%
% of Patients satisfied with the dentistry they have received	5	5	N/A	92.1%	92.9%	92.7%
% of Patients satisfied with the time they had to wait for an appointment	4	5	N/A	87.9%	88.8%	88.8%

* This is based on patients treated on this contract for their most recent course of treatment. Figures in italics indicate the base number of FP17s or Patient Questionnaire responses are less than 100. N/A is shown where the base number of responses is less than 10 during the period. % is calculated as Quantity/Base number*100

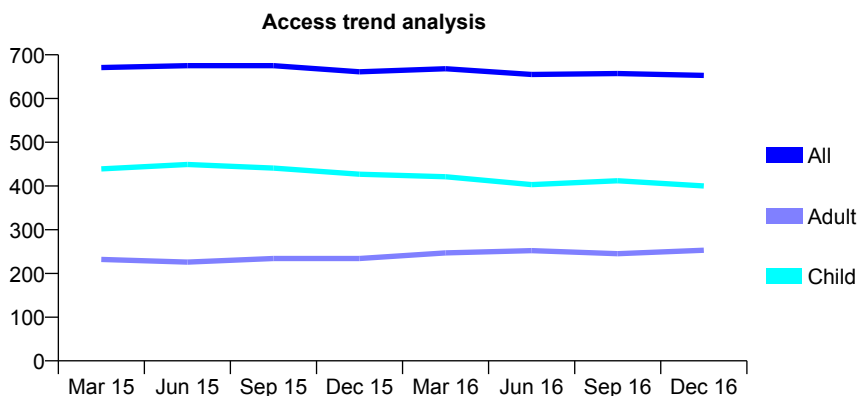
Q67 - Vital Signs At a Glance Contract Report for 149446/0001 - December 2016

Name or company name	Calverley Dental Practice
Contract type name	GDS Contract
Purpose of contract	General
Contract start date	01/08/2012
Contract end date	

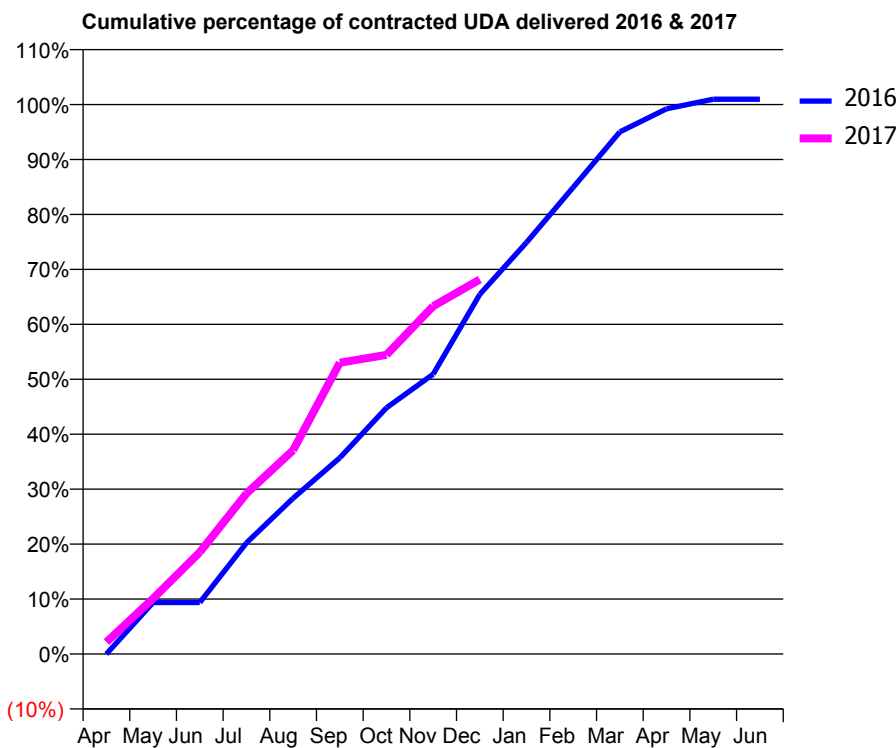
16/17 Contracted general activity (UDA)	1,200
Carry forward general activity (UDA)	-12
16/17 Contracted orthodontic activity (UOA)	0
Carry forward orthodontic activity (UOA)	0
Baseline contract value	£29,340.62

ACCESS*

Patients seen in 24 months	Total	Change since previous quarter
Quarter ending December 2015	661	
Quarter ending March 2016	668	→
Quarter ending June 2016	655	↓
Quarter ending September 2016	657	→
Quarter ending December 2016	653	→
Variance since December 2015	(1.2%)	↓



ACTIVITY



Month	Adjusted Scheduled Activity (UDA)	
	2016	2017
April	0	26
May	113	121
June	113	222
July	243	350
August	340	445
September	429	636
October	538	653
November	611	760
December	785	818
January	899	
February	1,019	
March	1,140	
April	1,191	
May	1,212	
June	1,212	

QUALITY

	Quantity	Base Number	Contract	AT	Region	England
% of FP17s for the same patient ID Re-attending within 3 months - Children	19	327	5.8%	12.1%	11.9%	12.4%
% of FP17s for the same patient ID Re-attending within 3 months - Adults	22	163	13.5%	17.2%	16.5%	16.6%
% of FP17s for the same patient ID Re-attending between 3 & 9 months - Children	98	327	30.0%	55.4%	60.2%	57.5%
% of FP17s for the same patient ID Re-attending between 3 & 9 months - Adults	56	163	34.4%	48.6%	52.0%	50.4%
% of FP17s for Band 1 Urgent Courses	19	466	4.1%	10.8%	9.5%	9.1%
% of FP17s Relating to Free Repair or Replacements	1	466	0.2%	0.6%	0.7%	0.8%
% of FP17s Relating to Continuations	5	466	1.1%	1.0%	1.2%	1.3%
% of Patients satisfied with the dentistry they have received	3	3	N/A	92.1%	92.9%	92.7%
% of Patients satisfied with the time they had to wait for an appointment	3	3	N/A	87.9%	88.8%	88.8%

* This is based on patients treated on this contract for their most recent course of treatment. Figures in italics indicate the base number of FP17s or Patient Questionnaire responses are less than 100. N/A is shown where the base number of responses is less than 10 during the period. % is calculated as Quantity/Base number*100

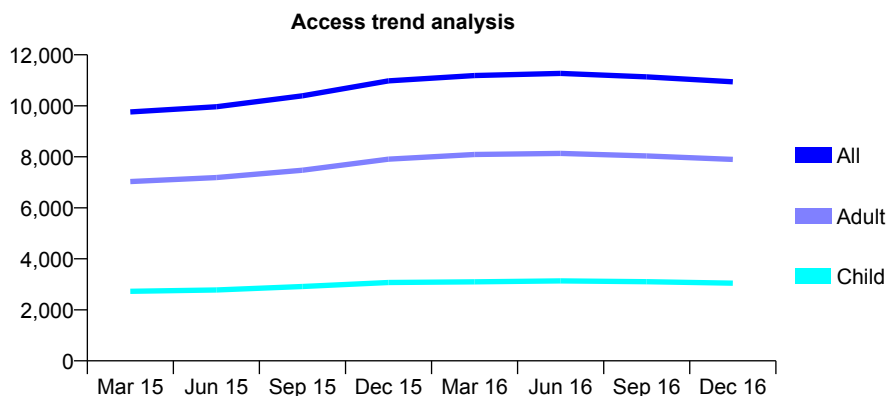
Q67 - Vital Signs At a Glance Contract Report for 152226/0001 - December 2016

Name or company name	Dentapol(Kent)Ltd
Contract type name	GDS Contract
Purpose of contract	General
Contract start date	02/02/2010
Contract end date	

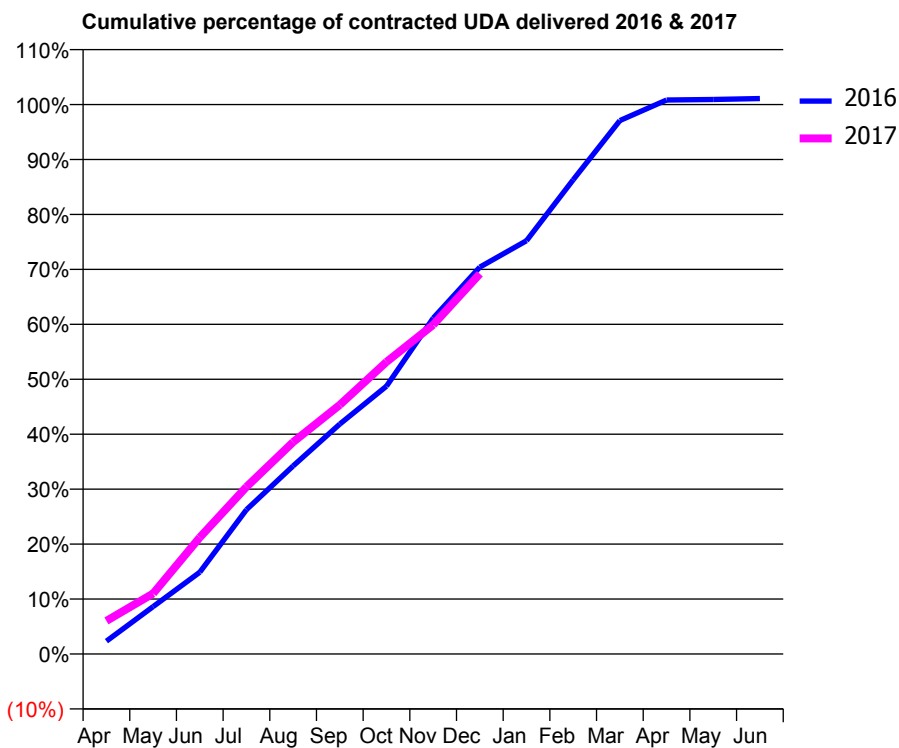
16/17 Contracted general activity (UDA)	32,000
Carry forward general activity (UDA)	-349
16/17 Contracted orthodontic activity (UOA)	0
Carry forward orthodontic activity (UOA)	0
Baseline contract value	£696,969.73

ACCESS*

Patients seen in 24 months	Total	Change since previous quarter
Quarter ending December 2015	10,979	
Quarter ending March 2016	11,188	→
Quarter ending June 2016	11,268	→
Quarter ending September 2016	11,135	↓
Quarter ending December 2016	10,943	↓
Variance since December 2015	(0.3%)	→



ACTIVITY



Month	Adjusted Scheduled Activity (UDA)	
	2016	2017
April	749	1,929
May	2,757	3,522
June	4,761	6,793
July	8,404	9,734
August	10,954	12,345
September	13,389	14,508
October	15,597	17,007
November	19,556	19,171
December	22,535	22,145
January	24,067	
February	27,616	
March	31,067	
April	32,262	
May	32,292	
June	32,349	

QUALITY

	Quantity	Base Number	Contract	AT	Region	England
% of FP17s for the same patient ID Re-attending within 3 months - Children	305	2,897	10.5%	12.1%	11.9%	12.4%
% of FP17s for the same patient ID Re-attending within 3 months - Adults	1,465	7,491	19.6%	17.2%	16.5%	16.6%
% of FP17s for the same patient ID Re-attending between 3 & 9 months - Children	1,627	2,897	56.2%	55.4%	60.2%	57.5%
% of FP17s for the same patient ID Re-attending between 3 & 9 months - Adults	3,698	7,491	49.4%	48.6%	52.0%	50.4%
% of FP17s for Band 1 Urgent Courses	1,651	9,821	16.8%	10.8%	9.5%	9.1%
% of FP17s Relating to Free Repair or Replacements	165	9,821	1.7%	0.6%	0.7%	0.8%
% of FP17s Relating to Continuations	48	9,821	0.5%	1.0%	1.2%	1.3%
% of Patients satisfied with the dentistry they have received	15	18	83.3%	92.1%	92.9%	92.7%
% of Patients satisfied with the time they had to wait for an appointment	16	18	88.9%	87.9%	88.8%	88.8%

* This is based on patients treated on this contract for their most recent course of treatment. Figures in italics indicate the base number of FP17s or Patient Questionnaire responses are less than 100. N/A is shown where the base number of responses is less than 10 during the period. % is calculated as Quantity/Base number*100

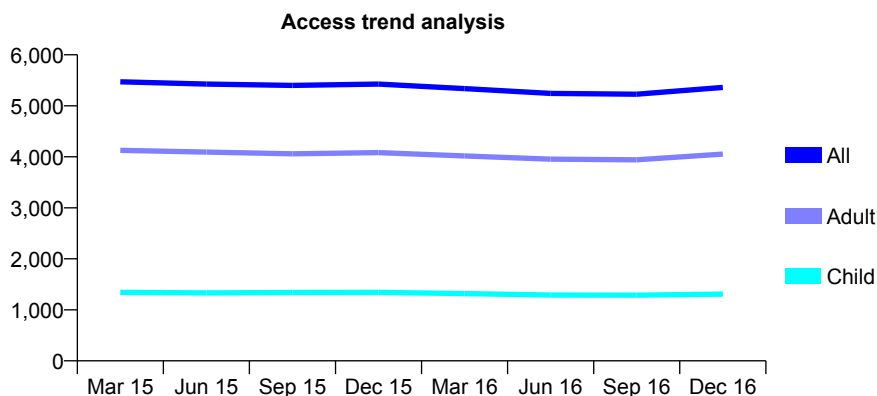
Q67 - Vital Signs At a Glance Contract Report for 152226/0002 - December 2016

Name or company name	Dentapol(Kent)Ltd
Contract type name	GDS Contract
Purpose of contract	General
Contract start date	04/01/2010
Contract end date	

16/17 Contracted general activity (UDA)	16,000
Carry forward general activity (UDA)	-128
16/17 Contracted orthodontic activity (UOA)	0
Carry forward orthodontic activity (UOA)	0
Baseline contract value	£354,450.11

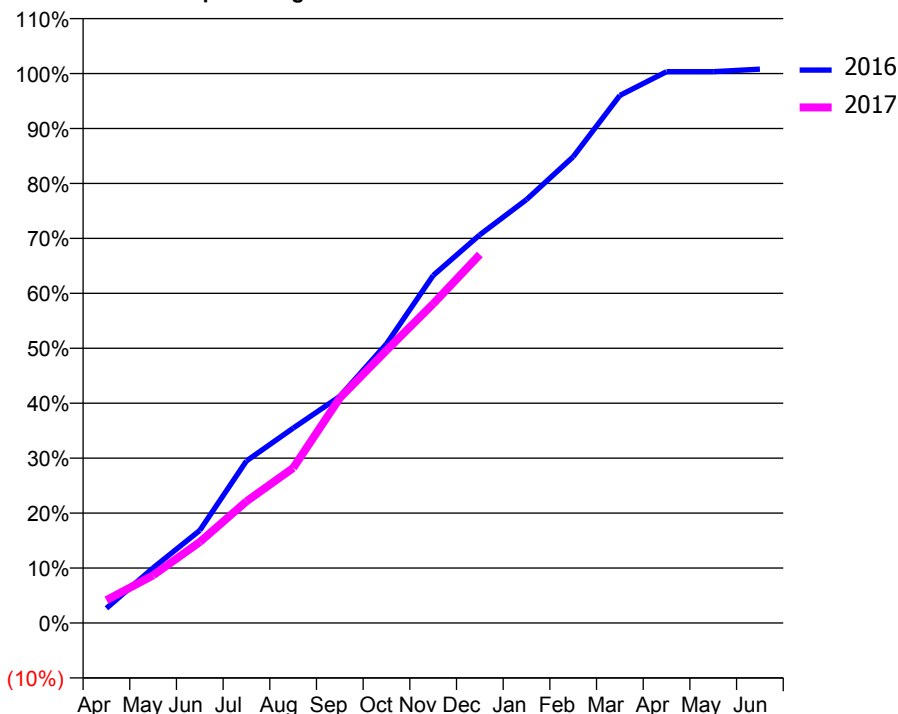
ACCESS*

Patients seen in 24 months	Total	Change since previous quarter
Quarter ending December 2015	5,425	
Quarter ending March 2016	5,338	↓
Quarter ending June 2016	5,244	↓
Quarter ending September 2016	5,228	→
Quarter ending December 2016	5,362	↑
Variance since December 2015	(1.2%)	↓



ACTIVITY

Cumulative percentage of contracted UDA delivered 2016 & 2017



Month	Adjusted Scheduled Activity (UDA)	
	2016	2017
April	430	666
May	1,604	1,388
June	2,697	2,357
July	4,721	3,542
August	5,675	4,514
September	6,598	6,552
October	8,128	7,939
November	10,121	9,294
December	11,305	10,728
January	12,328	
February	13,576	
March	15,362	
April	16,053	
May	16,054	
June	16,128	

QUALITY

	Quantity	Base Number	Contract	AT	Region	England
% of FP17s for the same patient ID Re-attending within 3 months - Children	75	1,453	5.2%	12.1%	11.9%	12.4%
% of FP17s for the same patient ID Re-attending within 3 months - Adults	445	4,144	10.7%	17.2%	16.5%	16.6%
% of FP17s for the same patient ID Re-attending between 3 & 9 months - Children	941	1,453	64.8%	55.4%	60.2%	57.5%
% of FP17s for the same patient ID Re-attending between 3 & 9 months - Adults	2,268	4,144	54.7%	48.6%	52.0%	50.4%
% of FP17s for Band 1 Urgent Courses	542	5,269	10.3%	10.8%	9.5%	9.1%
% of FP17s Relating to Free Repair or Replacements	62	5,269	1.2%	0.6%	0.7%	0.8%
% of FP17s Relating to Continuations	27	5,269	0.5%	1.0%	1.2%	1.3%
% of Patients satisfied with the dentistry they have received	9	10	90.0%	92.1%	92.9%	92.7%
% of Patients satisfied with the time they had to wait for an appointment	10	10	100.0%	87.9%	88.8%	88.8%

* This is based on patients treated on this contract for their most recent course of treatment. Figures in italics indicate the base number of FP17s or Patient Questionnaire responses are less than 100. N/A is shown where the base number of responses is less than 10 during the period. % is calculated as Quantity/Base number*100

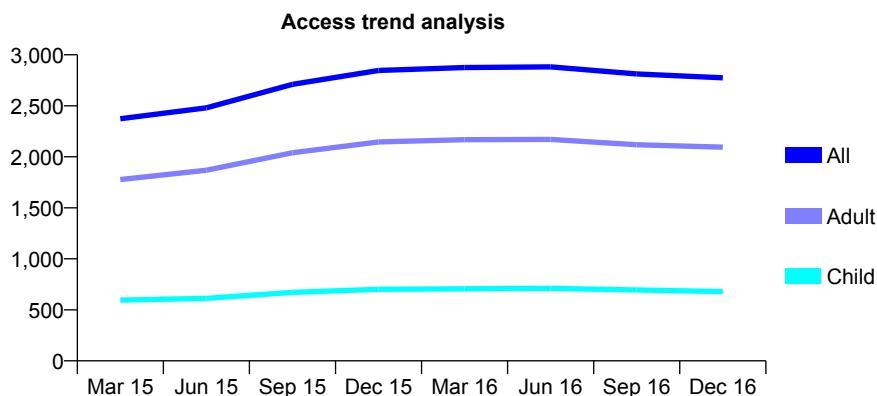
Q67 - Vital Signs At a Glance Contract Report for 153036/0001 - December 2016

Name or company name	Lydd Dental Care
Contract type name	GDS Contract
Purpose of contract	General
Contract start date	17/03/2014
Contract end date	

16/17 Contracted general activity (UDA)	10,202
Carry forward general activity (UDA)	-19
16/17 Contracted orthodontic activity (UOA)	0
Carry forward orthodontic activity (UOA)	0
Baseline contract value	£226,747.91

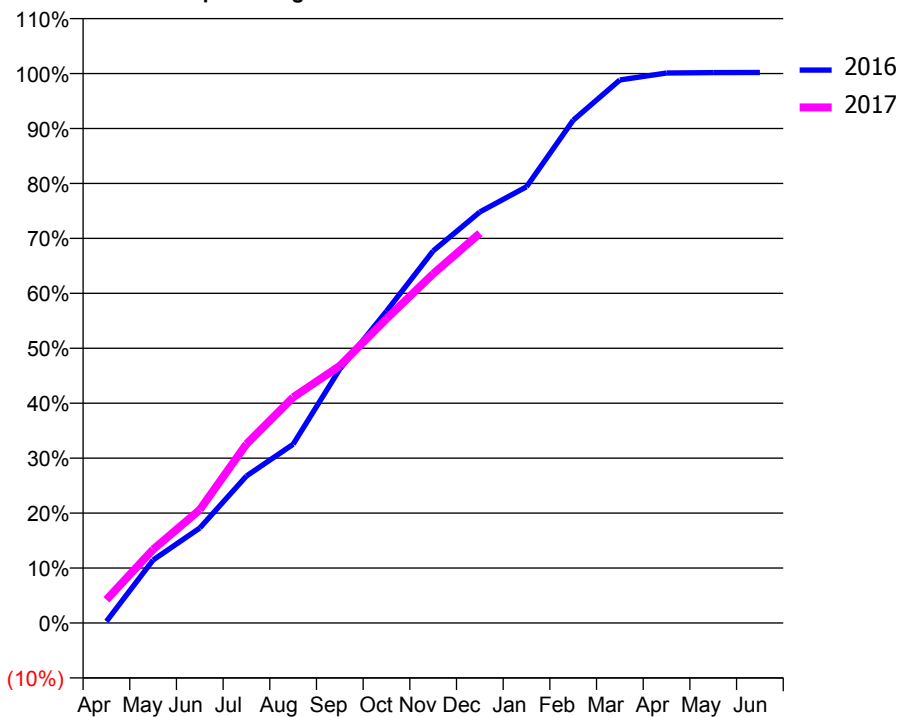
ACCESS*

Patients seen in 24 months	Total	Change since previous quarter
Quarter ending December 2015	2,847	
Quarter ending March 2016	2,875	→
Quarter ending June 2016	2,882	→
Quarter ending September 2016	2,813	↓
Quarter ending December 2016	2,774	↓
Variance since December 2015	(2.6%)	↓



ACTIVITY

Cumulative percentage of contracted UDA delivered 2016 & 2017



Month	Adjusted Scheduled Activity (UDA)	
	2016	2017
April	30	431
May	1,170	1,366
June	1,764	2,102
July	2,730	3,324
August	3,319	4,190
September	4,715	4,774
October	5,789	5,647
November	6,907	6,482
December	7,631	7,236
January	8,100	
February	9,335	
March	10,081	
April	10,211	
May	10,219	
June	10,221	

QUALITY

	Quantity	Base Number	Contract	AT	Region	England
% of FP17s for the same patient ID Re-attending within 3 months - Children	62	857	7.2%	12.1%	11.9%	12.4%
% of FP17s for the same patient ID Re-attending within 3 months - Adults	367	2,509	14.6%	17.2%	16.5%	16.6%
% of FP17s for the same patient ID Re-attending between 3 & 9 months - Children	615	857	71.8%	55.4%	60.2%	57.5%
% of FP17s for the same patient ID Re-attending between 3 & 9 months - Adults	1,537	2,509	61.3%	48.6%	52.0%	50.4%
% of FP17s for Band 1 Urgent Courses	225	3,294	6.8%	10.8%	9.5%	9.1%
% of FP17s Relating to Free Repair or Replacements	24	3,294	0.7%	0.6%	0.7%	0.8%
% of FP17s Relating to Continuations	11	3,294	0.3%	1.0%	1.2%	1.3%
% of Patients satisfied with the dentistry they have received	16	17	94.1%	92.1%	92.9%	92.7%
% of Patients satisfied with the time they had to wait for an appointment	16	17	94.1%	87.9%	88.8%	88.8%

* This is based on patients treated on this contract for their most recent course of treatment. Figures in italics indicate the base number of FP17s or Patient Questionnaire responses are less than 100. N/A is shown where the base number of responses is less than 10 during the period. % is calculated as Quantity/Base number*100

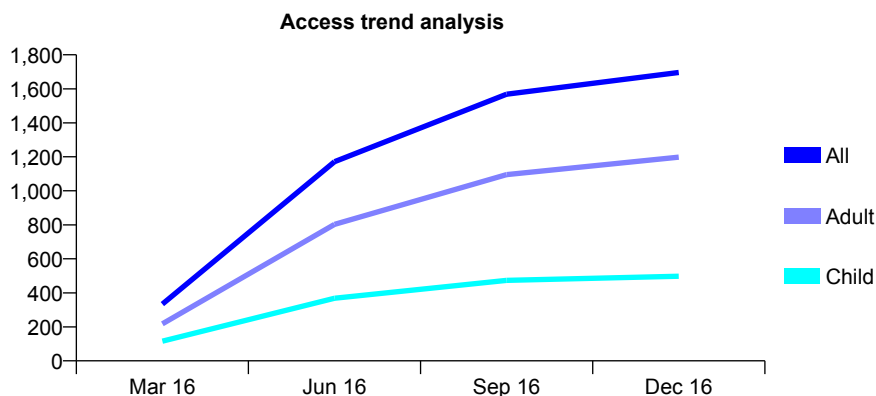
Q67 - Vital Signs At a Glance Contract Report for 153702/0001 - December 2016

Name or company name	MR R TRIVEDI
Contract type name	GDS Contract
Purpose of contract	General
Contract start date	31/01/2016
Contract end date	

16/17 Contracted general activity (UDA)	8,247
Carry forward general activity (UDA)	21
16/17 Contracted orthodontic activity (UOA)	0
Carry forward orthodontic activity (UOA)	0
Baseline contract value	£271,601.69

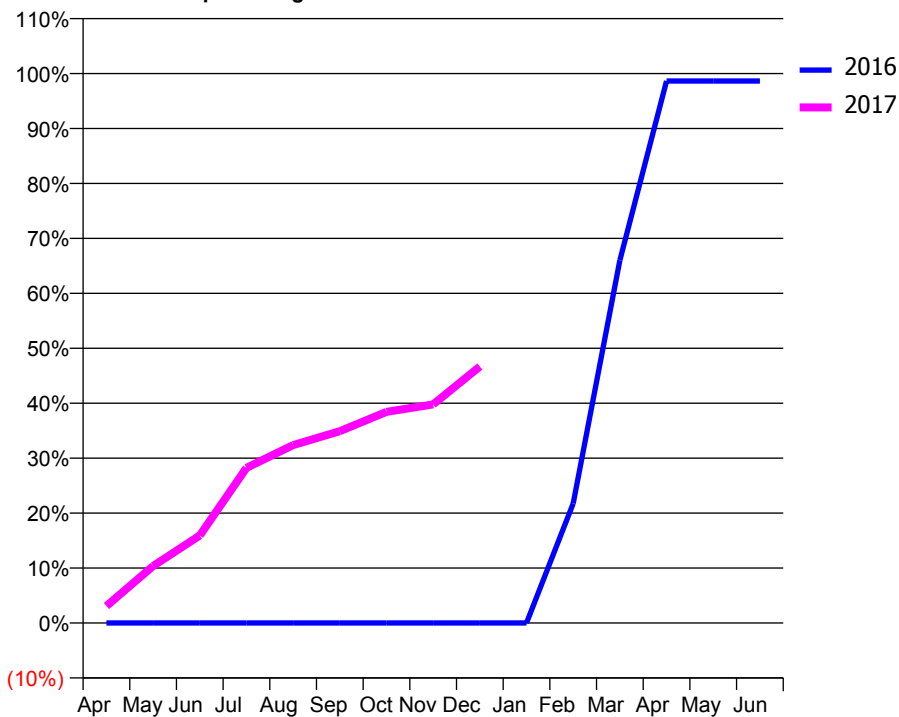
ACCESS*

Patients seen in 24 months	Total	Change since previous quarter
Quarter ending December 2015	0	
Quarter ending March 2016	334	
Quarter ending June 2016	1,171	↑
Quarter ending September 2016	1,568	↑
Quarter ending December 2016	1,696	↑
Variance since December 2015	N/A	



ACTIVITY

Cumulative percentage of contracted UDA delivered 2016 & 2017



Month	Adjusted Scheduled Activity (UDA)	
	2016	2017
April	0	254
May	0	855
June	0	1,313
July	0	2,328
August	0	2,671
September	0	2,878
October	0	3,168
November	0	3,282
December	0	3,850
January	0	
February	304	
March	922	
April	1,378	
May	1,378	
June	1,378	

QUALITY

	Quantity	Base Number	Contract	AT	Region	England
% of FP17s for the same patient ID Re-attending within 3 months - Children	23	528	4.4%	12.1%	11.9%	12.4%
% of FP17s for the same patient ID Re-attending within 3 months - Adults	187	1,467	12.7%	17.2%	16.5%	16.6%
% of FP17s for the same patient ID Re-attending between 3 & 9 months - Children	88	528	16.7%	55.4%	60.2%	57.5%
% of FP17s for the same patient ID Re-attending between 3 & 9 months - Adults	224	1,467	15.3%	48.6%	52.0%	50.4%
% of FP17s for Band 1 Urgent Courses	214	1,811	11.8%	10.8%	9.5%	9.1%
% of FP17s Relating to Free Repair or Replacements	0	1,811	0.0%	0.6%	0.7%	0.8%
% of FP17s Relating to Continuations	19	1,811	1.0%	1.0%	1.2%	1.3%
% of Patients satisfied with the dentistry they have received	0	0	N/A	92.1%	92.9%	92.7%
% of Patients satisfied with the time they had to wait for an appointment	0	0	N/A	87.9%	88.8%	88.8%

* This is based on patients treated on this contract for their most recent course of treatment. Figures in italics indicate the base number of FP17s or Patient Questionnaire responses are less than 100. N/A is shown where the base number of responses is less than 10 during the period. % is calculated as Quantity/Base number*100

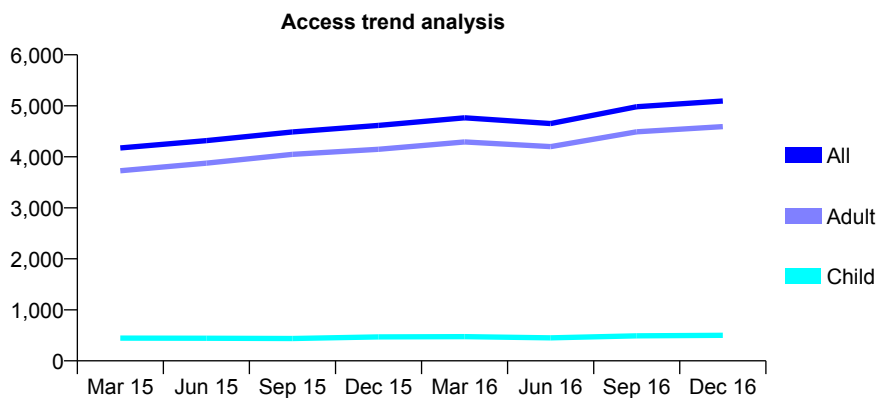
Q67 - Vital Signs At a Glance Contract Report for 154954/0004 - December 2016

Name or company name	Simon Collins
Contract type name	PDS Contract
Purpose of contract	General
Contract start date	01/12/2012
Contract end date	31/03/2017

16/17 Contracted general activity (UDA)	9,437
Carry forward general activity (UDA)	44
16/17 Contracted orthodontic activity (UOA)	0
Carry forward orthodontic activity (UOA)	0
Baseline contract value	£338,738.71

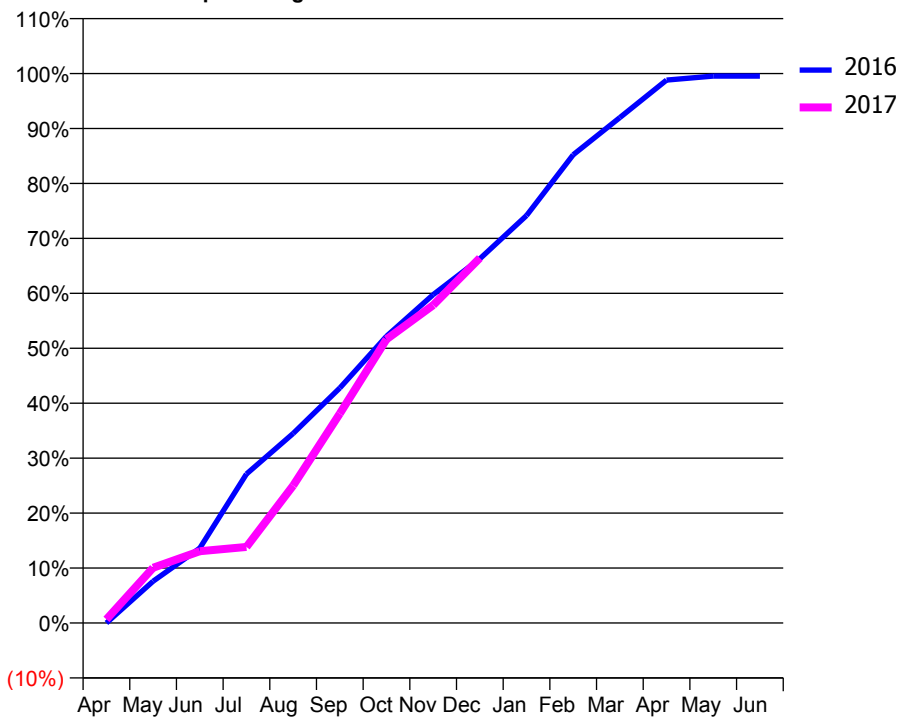
ACCESS*

Patients seen in 24 months	Total	Change since previous quarter
Quarter ending December 2015	4,616	
Quarter ending March 2016	4,766	↑
Quarter ending June 2016	4,651	↓
Quarter ending September 2016	4,981	↑
Quarter ending December 2016	5,093	↑
Variance since December 2015	10.3%	↑



ACTIVITY

Cumulative percentage of contracted UDA delivered 2016 & 2017



Month	Adjusted Scheduled Activity (UDA)	
	2016	2017
April	0	64
May	719	950
June	1,285	1,234
July	2,560	1,307
August	3,256	2,361
September	4,037	3,596
October	4,924	4,872
November	5,639	5,459
December	6,254	6,268
January	6,997	
February	8,041	
March	8,681	
April	9,325	
May	9,392	
June	9,393	

QUALITY

	Quantity	Base Number	Contract	AT	Region	England
% of FP17s for the same patient ID Re-attending within 3 months - Children	30	838	3.6%	12.1%	11.9%	12.4%
% of FP17s for the same patient ID Re-attending within 3 months - Adults	276	5,020	5.5%	17.2%	16.5%	16.6%
% of FP17s for the same patient ID Re-attending between 3 & 9 months - Children	9	838	1.1%	55.4%	60.2%	57.5%
% of FP17s for the same patient ID Re-attending between 3 & 9 months - Adults	130	5,020	2.6%	48.6%	52.0%	50.4%
% of FP17s for Band 1 Urgent Courses	5,238	5,263	99.5%	10.8%	9.5%	9.1%
% of FP17s Relating to Free Repair or Replacements	1	5,263	0.0%	0.6%	0.7%	0.8%
% of FP17s Relating to Continuations	0	5,263	0.0%	1.0%	1.2%	1.3%
% of Patients satisfied with the dentistry they have received	2	4	N/A	92.1%	92.9%	92.7%
% of Patients satisfied with the time they had to wait for an appointment	2	4	N/A	87.9%	88.8%	88.8%

* This is based on patients treated on this contract for their most recent course of treatment. Figures in italics indicate the base number of FP17s or Patient Questionnaire responses are less than 100. N/A is shown where the base number of responses is less than 10 during the period. % is calculated as Quantity/Base number*100

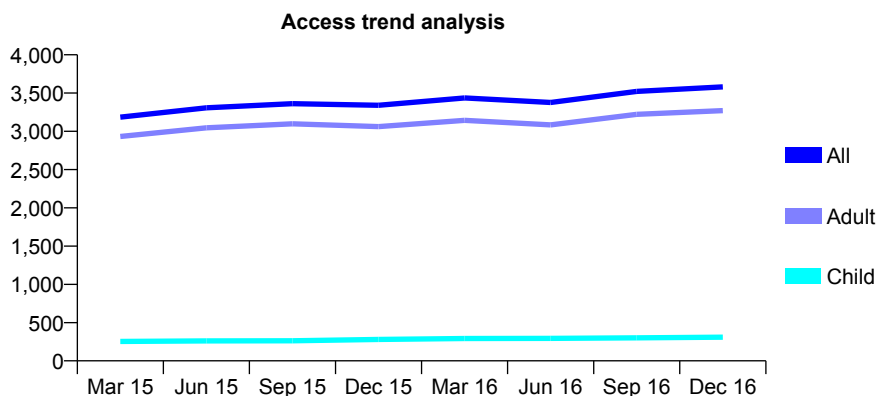
Q67 - Vital Signs At a Glance Contract Report for 154954/0005 - December 2016

Name or company name	Simon Collins
Contract type name	PDS Contract
Purpose of contract	General
Contract start date	01/12/2012
Contract end date	31/03/2017

16/17 Contracted general activity (UDA)	7,133
Carry forward general activity (UDA)	0
16/17 Contracted orthodontic activity (UOA)	0
Carry forward orthodontic activity (UOA)	0
Baseline contract value	£256,037.21

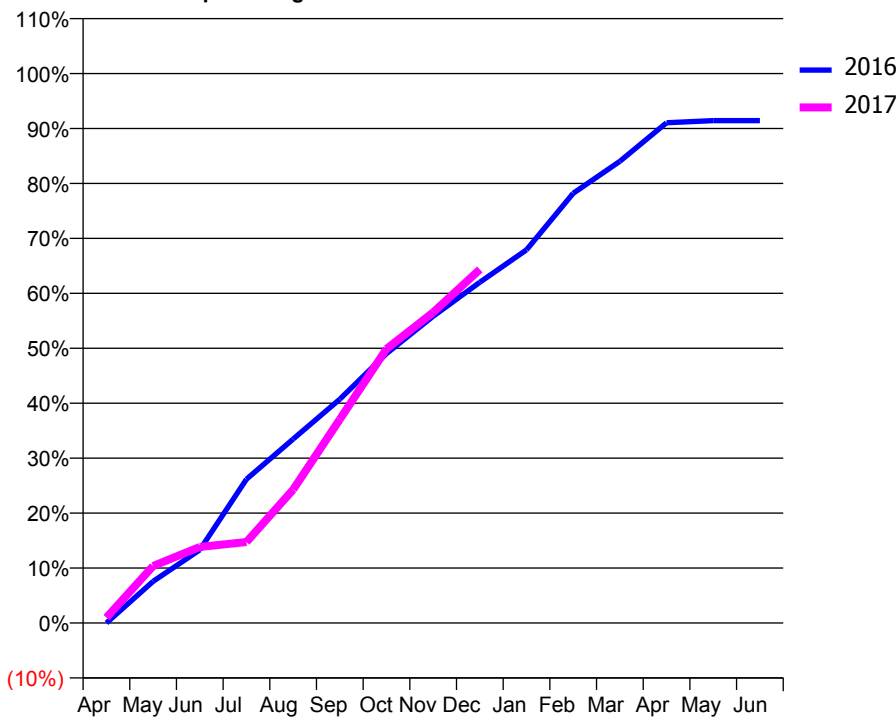
ACCESS*

Patients seen in 24 months	Total	Change since previous quarter
Quarter ending December 2015	3,340	
Quarter ending March 2016	3,436	↑
Quarter ending June 2016	3,377	↓
Quarter ending September 2016	3,521	↑
Quarter ending December 2016	3,580	→
Variance since December 2015	7.2%	↑



ACTIVITY

Cumulative percentage of contracted UDA delivered 2016 & 2017



Month	Adjusted Scheduled Activity (UDA)	
	2016	2017
April	0	70
May	541	739
June	950	988
July	1,867	1,052
August	2,388	1,732
September	2,905	2,644
October	3,497	3,557
November	3,982	4,033
December	4,424	4,589
January	4,843	
February	5,579	
March	5,994	
April	6,493	
May	6,521	
June	6,521	

QUALITY

	Quantity	Base Number	Contract	AT	Region	England
% of FP17s for the same patient ID Re-attending within 3 months - Children	30	584	5.1%	12.1%	11.9%	12.4%
% of FP17s for the same patient ID Re-attending within 3 months - Adults	430	3,682	11.7%	17.2%	16.5%	16.6%
% of FP17s for the same patient ID Re-attending between 3 & 9 months - Children	6	584	1.0%	55.4%	60.2%	57.5%
% of FP17s for the same patient ID Re-attending between 3 & 9 months - Adults	77	3,682	2.1%	48.6%	52.0%	50.4%
% of FP17s for Band 1 Urgent Courses	3,813	3,824	99.7%	10.8%	9.5%	9.1%
% of FP17s Relating to Free Repair or Replacements	4	3,824	0.1%	0.6%	0.7%	0.8%
% of FP17s Relating to Continuations	0	3,824	0.0%	1.0%	1.2%	1.3%
% of Patients satisfied with the dentistry they have received	2	2	N/A	92.1%	92.9%	92.7%
% of Patients satisfied with the time they had to wait for an appointment	2	2	N/A	87.9%	88.8%	88.8%

* This is based on patients treated on this contract for their most recent course of treatment. Figures in italics indicate the base number of FP17s or Patient Questionnaire responses are less than 100. N/A is shown where the base number of responses is less than 10 during the period. % is calculated as Quantity/Base number*100

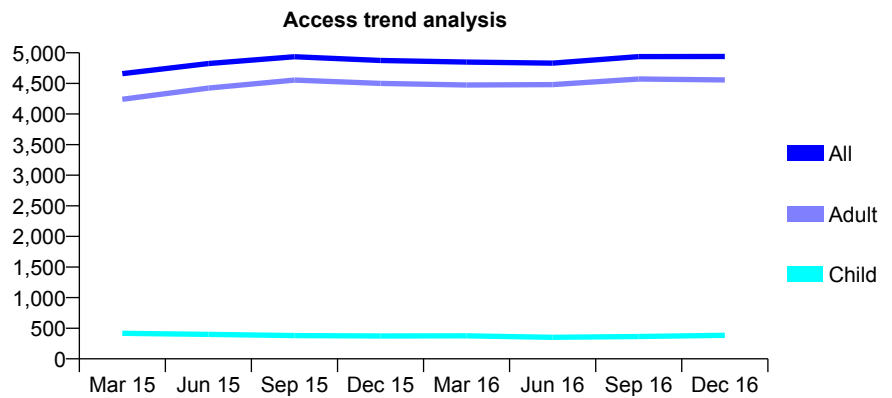
Q67 - Vital Signs At a Glance Contract Report for 154954/0006 - December 2016

Name or company name	Simon Collins
Contract type name	PDS Contract
Purpose of contract	General
Contract start date	01/12/2012
Contract end date	31/03/2017

16/17 Contracted general activity (UDA)	10,139
Carry forward general activity (UDA)	0
16/17 Contracted orthodontic activity (UOA)	0
Carry forward orthodontic activity (UOA)	0
Baseline contract value	£363,936.82

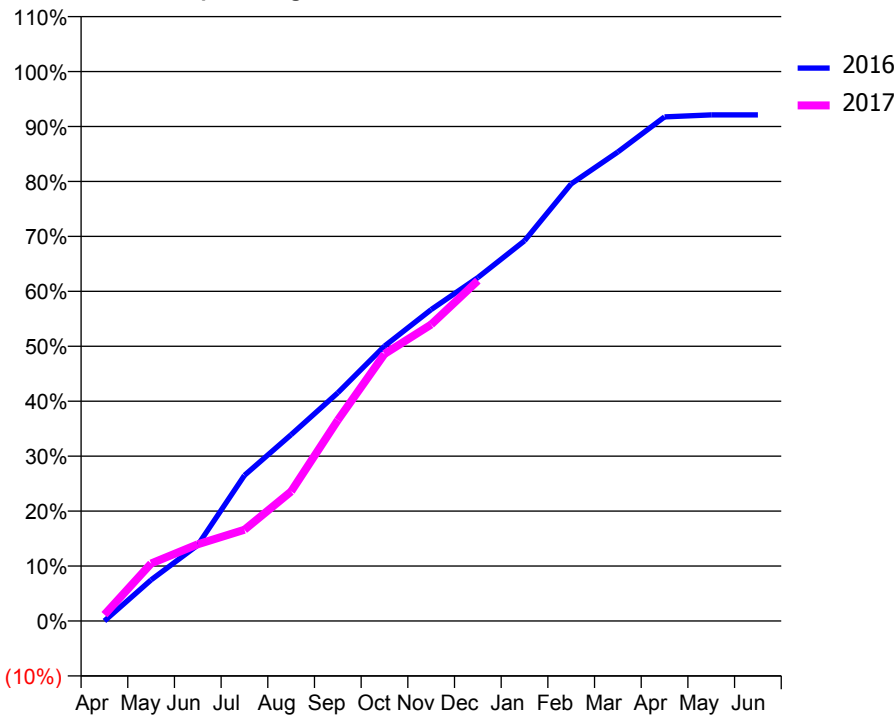
ACCESS*

Patients seen in 24 months	Total	Change since previous quarter
Quarter ending December 2015	4,874	
Quarter ending March 2016	4,849	→
Quarter ending June 2016	4,832	→
Quarter ending September 2016	4,938	↑
Quarter ending December 2016	4,941	→
Variance since December 2015	1.4%	→



ACTIVITY

Cumulative percentage of contracted UDA delivered 2016 & 2017



Month	Adjusted Scheduled Activity (UDA)	
	2016	2017
April	0	118
May	760	1,061
June	1,401	1,417
July	2,689	1,685
August	3,439	2,390
September	4,211	3,705
October	5,073	4,927
November	5,745	5,472
December	6,338	6,279
January	7,016	
February	8,066	
March	8,655	
April	9,301	
May	9,338	
June	9,338	

QUALITY

	Quantity	Base Number	Contract	AT	Region	England
% of FP17s for the same patient ID Re-attending within 3 months - Children	31	700	4.4%	12.1%	11.9%	12.4%
% of FP17s for the same patient ID Re-attending within 3 months - Adults	237	5,105	4.6%	17.2%	16.5%	16.6%
% of FP17s for the same patient ID Re-attending between 3 & 9 months - Children	7	700	1.0%	55.4%	60.2%	57.5%
% of FP17s for the same patient ID Re-attending between 3 & 9 months - Adults	117	5,105	2.3%	48.6%	52.0%	50.4%
% of FP17s for Band 1 Urgent Courses	5,214	5,230	99.7%	10.8%	9.5%	9.1%
% of FP17s Relating to Free Repair or Replacements	0	5,230	0.0%	0.6%	0.7%	0.8%
% of FP17s Relating to Continuations	0	5,230	0.0%	1.0%	1.2%	1.3%
% of Patients satisfied with the dentistry they have received	1	1	N/A	92.1%	92.9%	92.7%
% of Patients satisfied with the time they had to wait for an appointment	1	1	N/A	87.9%	88.8%	88.8%

* This is based on patients treated on this contract for their most recent course of treatment. Figures in italics indicate the base number of FP17s or Patient Questionnaire responses are less than 100. N/A is shown where the base number of responses is less than 10 during the period. % is calculated as Quantity/Base number*100

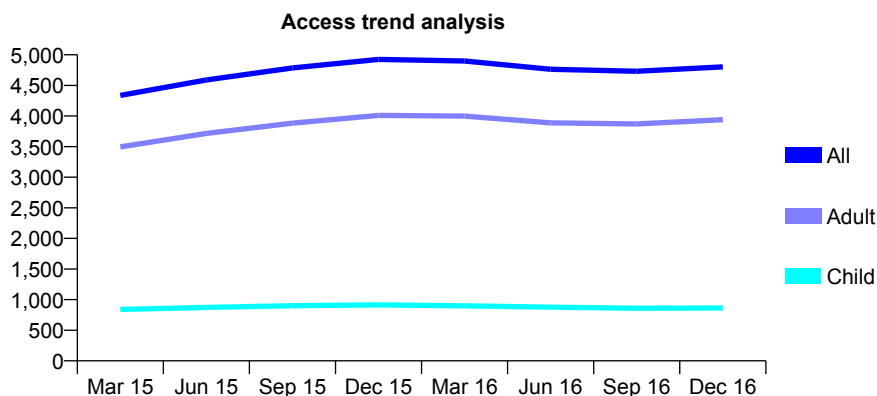
Q67 - Vital Signs At a Glance Contract Report for 156485/0001 - December 2016

Name or company name	Anele De Novo Dental Practice
Contract type name	GDS Contract
Purpose of contract	General
Contract start date	26/11/2013
Contract end date	

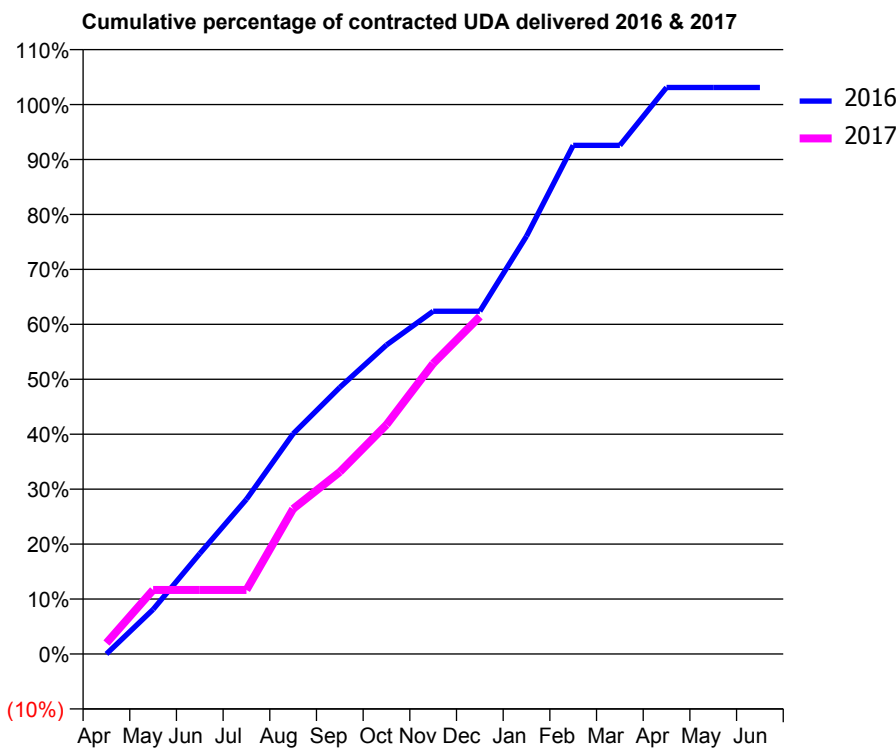
16/17 Contracted general activity (UDA)	13,786
Carry forward general activity (UDA)	-276
16/17 Contracted orthodontic activity (UOA)	0
Carry forward orthodontic activity (UOA)	0
Baseline contract value	£377,268.76

ACCESS*

Patients seen in 24 months	Total	Change since previous quarter
Quarter ending December 2015	4,924	
Quarter ending March 2016	4,898	→
Quarter ending June 2016	4,764	↓
Quarter ending September 2016	4,730	→
Quarter ending December 2016	4,803	→
Variance since December 2015	(2.5%)	↓



ACTIVITY



Month	Adjusted Scheduled Activity (UDA)	
	2016	2017
April	0	276
May	1,118	1,608
June	2,522	1,608
July	3,883	1,608
August	5,525	3,641
September	6,690	4,567
October	7,753	5,753
November	8,600	7,287
December	8,600	8,466
January	10,481	
February	12,760	
March	12,760	
April	14,213	
May	14,214	
June	14,214	

QUALITY

	Quantity	Base Number	Contract	AT	Region	England
% of FP17s for the same patient ID Re-attending within 3 months - Children	45	877	5.1%	12.1%	11.9%	12.4%
% of FP17s for the same patient ID Re-attending within 3 months - Adults	579	4,288	13.5%	17.2%	16.5%	16.6%
% of FP17s for the same patient ID Re-attending between 3 & 9 months - Children	507	877	57.8%	55.4%	60.2%	57.5%
% of FP17s for the same patient ID Re-attending between 3 & 9 months - Adults	2,495	4,288	58.2%	48.6%	52.0%	50.4%
% of FP17s for Band 1 Urgent Courses	201	4,441	4.5%	10.8%	9.5%	9.1%
% of FP17s Relating to Free Repair or Replacements	75	4,441	1.7%	0.6%	0.7%	0.8%
% of FP17s Relating to Continuations	96	4,441	2.2%	1.0%	1.2%	1.3%
% of Patients satisfied with the dentistry they have received	23	23	100.0%	92.1%	92.9%	92.7%
% of Patients satisfied with the time they had to wait for an appointment	22	23	95.7%	87.9%	88.8%	88.8%

* This is based on patients treated on this contract for their most recent course of treatment. Figures in italics indicate the base number of FP17s or Patient Questionnaire responses are less than 100. N/A is shown where the base number of responses is less than 10 during the period. % is calculated as Quantity/Base number*100

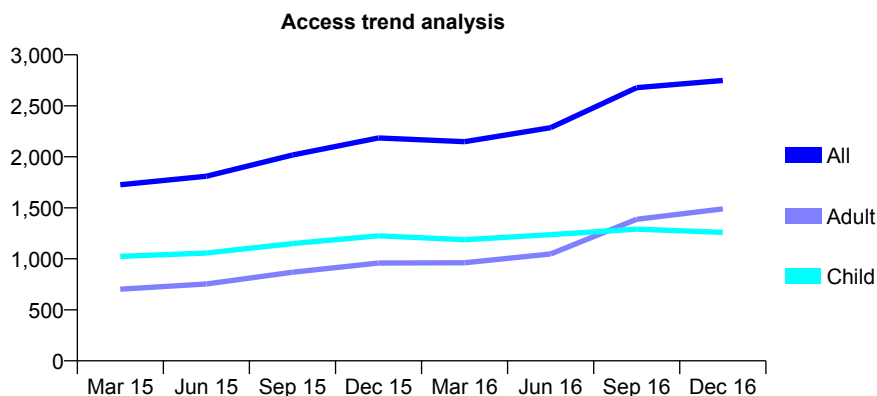
Q67 - Vital Signs At a Glance Contract Report for 157112/0001 - December 2016

Name or company name	Snodland Dental Care
Contract type name	GDS Contract
Purpose of contract	General
Contract start date	12/03/2014
Contract end date	

16/17 Contracted general activity (UDA)	6,044
Carry forward general activity (UDA)	234
16/17 Contracted orthodontic activity (UOA)	0
Carry forward orthodontic activity (UOA)	0
Baseline contract value	£168,235.01

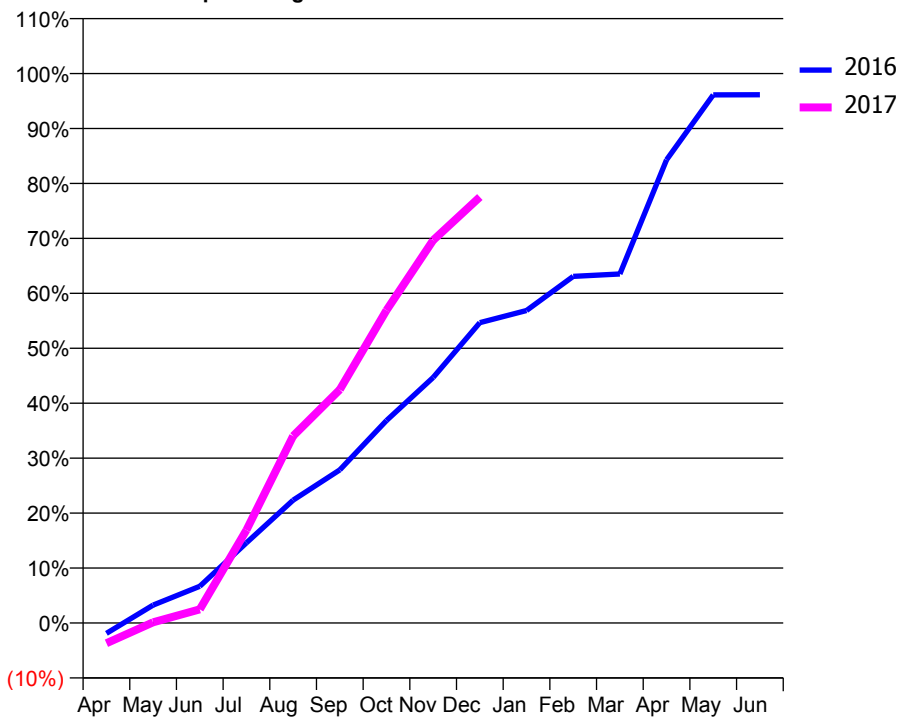
ACCESS*

Patients seen in 24 months	Total	Change since previous quarter
Quarter ending December 2015	2,185	
Quarter ending March 2016	2,148	↓
Quarter ending June 2016	2,285	↑
Quarter ending September 2016	2,678	↑
Quarter ending December 2016	2,749	↑
Variance since December 2015	25.8%	↑



ACTIVITY

Cumulative percentage of contracted UDA delivered 2016 & 2017



Month	Adjusted Scheduled Activity (UDA)	
	2016	2017
April	-116	-224
May	197	9
June	404	150
July	882	1,023
August	1,351	2,056
September	1,684	2,567
October	2,227	3,440
November	2,700	4,210
December	3,303	4,686
January	3,438	
February	3,812	
March	3,839	
April	5,095	
May	5,809	
June	5,810	

QUALITY

	Quantity	Base Number	Contract	AT	Region	England
% of FP17s for the same patient ID Re-attending within 3 months - Children	104	1,530	6.8%	12.1%	11.9%	12.4%
% of FP17s for the same patient ID Re-attending within 3 months - Adults	247	1,632	15.1%	17.2%	16.5%	16.6%
% of FP17s for the same patient ID Re-attending between 3 & 9 months - Children	661	1,530	43.2%	55.4%	60.2%	57.5%
% of FP17s for the same patient ID Re-attending between 3 & 9 months - Adults	408	1,632	25.0%	48.6%	52.0%	50.4%
% of FP17s for Band 1 Urgent Courses	188	2,267	8.3%	10.8%	9.5%	9.1%
% of FP17s Relating to Free Repair or Replacements	17	2,267	0.7%	0.6%	0.7%	0.8%
% of FP17s Relating to Continuations	45	2,267	2.0%	1.0%	1.2%	1.3%
% of Patients satisfied with the dentistry they have received	1	1	N/A	92.1%	92.9%	92.7%
% of Patients satisfied with the time they had to wait for an appointment	1	1	N/A	87.9%	88.8%	88.8%

* This is based on patients treated on this contract for their most recent course of treatment. Figures in italics indicate the base number of FP17s or Patient Questionnaire responses are less than 100. N/A is shown where the base number of responses is less than 10 during the period. % is calculated as Quantity/Base number*100

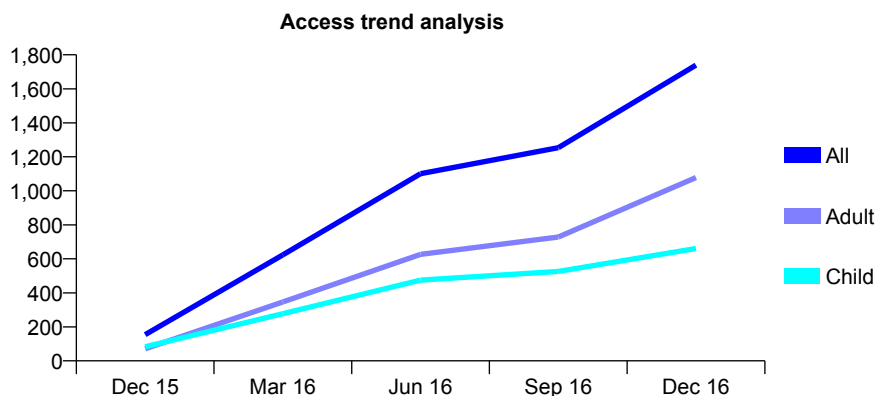
Q67 - Vital Signs At a Glance Contract Report for 157295/0001 - December 2016

Name or company name	Dental Beauty Swanley
Contract type name	GDS Contract
Purpose of contract	General
Contract start date	05/11/2015
Contract end date	

16/17 Contracted general activity (UDA)	8,704
Carry forward general activity (UDA)	-277
16/17 Contracted orthodontic activity (UOA)	0
Carry forward orthodontic activity (UOA)	0
Baseline contract value	£272,016.10

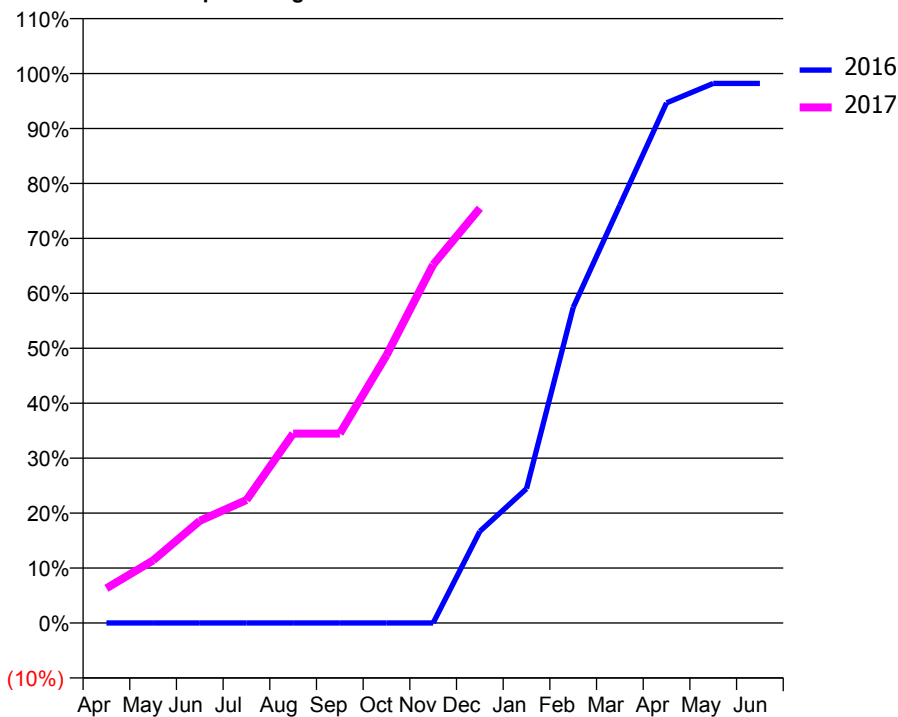
ACCESS*

Patients seen in 24 months	Total	Change since previous quarter
Quarter ending December 2015	154	
Quarter ending March 2016	623	↑
Quarter ending June 2016	1,101	↑
Quarter ending September 2016	1,254	↑
Quarter ending December 2016	1,739	↑
Variance since December 2015	1029.2%	↑



ACTIVITY

Cumulative percentage of contracted UDA delivered 2016 & 2017



Month	Adjusted Scheduled Activity (UDA)	
	2016	2017
April	0	550
May	0	991
June	0	1,619
July	0	1,949
August	0	3,001
September	0	3,001
October	0	4,241
November	0	5,677
December	589	6,570
January	863	
February	2,027	
March	2,684	
April	3,342	
May	3,467	
June	3,467	

QUALITY

	Quantity	Base Number	Contract	AT	Region	England
% of FP17s for the same patient ID Re-attending within 3 months - Children	43	750	5.7%	12.1%	11.9%	12.4%
% of FP17s for the same patient ID Re-attending within 3 months - Adults	163	1,201	13.6%	17.2%	16.5%	16.6%
% of FP17s for the same patient ID Re-attending between 3 & 9 months - Children	221	750	29.5%	55.4%	60.2%	57.5%
% of FP17s for the same patient ID Re-attending between 3 & 9 months - Adults	215	1,201	17.9%	48.6%	52.0%	50.4%
% of FP17s for Band 1 Urgent Courses	201	1,751	11.5%	10.8%	9.5%	9.1%
% of FP17s Relating to Free Repair or Replacements	0	1,751	0.0%	0.6%	0.7%	0.8%
% of FP17s Relating to Continuations	17	1,751	1.0%	1.0%	1.2%	1.3%
% of Patients satisfied with the dentistry they have received	3	3	N/A	92.1%	92.9%	92.7%
% of Patients satisfied with the time they had to wait for an appointment	3	3	N/A	87.9%	88.8%	88.8%

* This is based on patients treated on this contract for their most recent course of treatment. Figures in italics indicate the base number of FP17s or Patient Questionnaire responses are less than 100. N/A is shown where the base number of responses is less than 10 during the period. % is calculated as Quantity/Base number*100

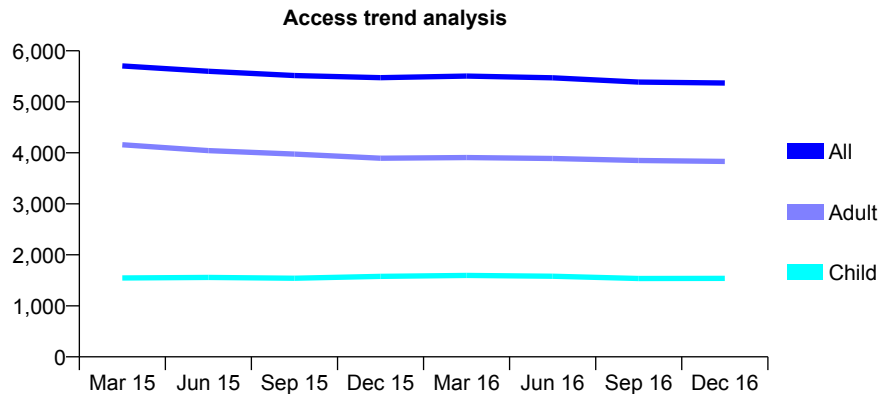
Q67 - Vital Signs At a Glance Contract Report for 159867/0001 - December 2016

Name or company name	Mr Ransley Morenas
Contract type name	GDS Contract
Purpose of contract	General
Contract start date	01/07/2012
Contract end date	

16/17 Contracted general activity (UDA)	14,090
Carry forward general activity (UDA)	87
16/17 Contracted orthodontic activity (UOA)	0
Carry forward orthodontic activity (UOA)	0
Baseline contract value	£377,638.46

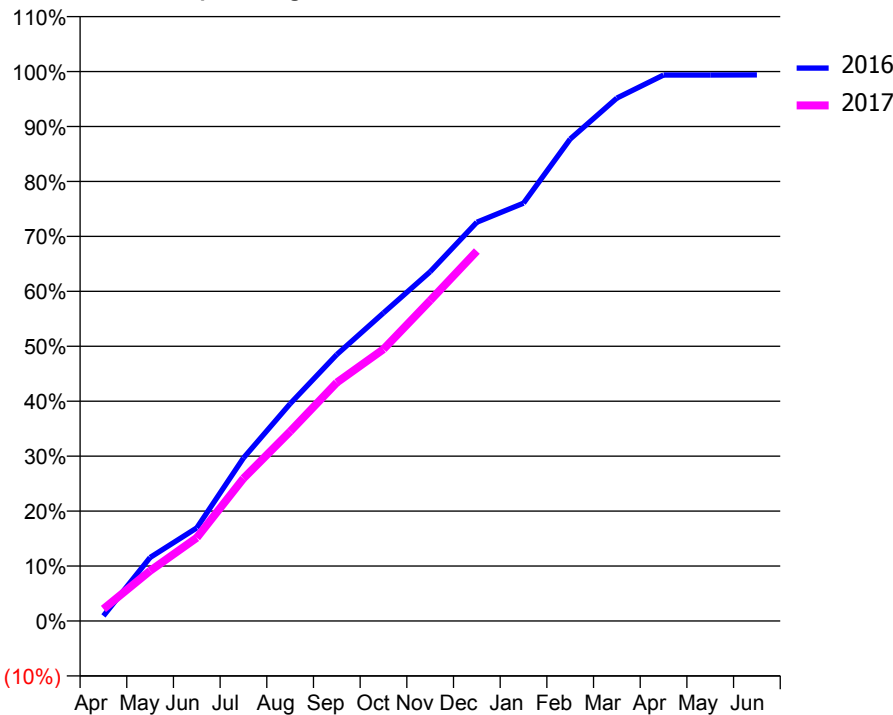
ACCESS*

Patients seen in 24 months	Total	Change since previous quarter
Quarter ending December 2015	5,473	
Quarter ending March 2016	5,504	→
Quarter ending June 2016	5,471	→
Quarter ending September 2016	5,386	↓
Quarter ending December 2016	5,369	→
Variance since December 2015	(1.9%)	↓



ACTIVITY

Cumulative percentage of contracted UDA delivered 2016 & 2017



Month	Adjusted Scheduled Activity (UDA)	
	2016	2017
April	133	309
May	1,631	1,286
June	2,388	2,134
July	4,181	3,657
August	5,570	4,860
September	6,832	6,114
October	7,900	6,970
November	8,955	8,219
December	10,224	9,486
January	10,714	
February	12,360	
March	13,410	
April	14,001	
May	14,001	
June	14,003	

QUALITY

	Quantity	Base Number	Contract	AT	Region	England
% of FP17s for the same patient ID Re-attending within 3 months - Children	95	1,690	5.6%	12.1%	11.9%	12.4%
% of FP17s for the same patient ID Re-attending within 3 months - Adults	700	4,001	17.5%	17.2%	16.5%	16.6%
% of FP17s for the same patient ID Re-attending between 3 & 9 months - Children	1,099	1,690	65.0%	55.4%	60.2%	57.5%
% of FP17s for the same patient ID Re-attending between 3 & 9 months - Adults	2,091	4,001	52.3%	48.6%	52.0%	50.4%
% of FP17s for Band 1 Urgent Courses	384	4,971	7.7%	10.8%	9.5%	9.1%
% of FP17s Relating to Free Repair or Replacements	30	4,971	0.6%	0.6%	0.7%	0.8%
% of FP17s Relating to Continuations	128	4,971	2.6%	1.0%	1.2%	1.3%
% of Patients satisfied with the dentistry they have received	8	8	N/A	92.1%	92.9%	92.7%
% of Patients satisfied with the time they had to wait for an appointment	8	8	N/A	87.9%	88.8%	88.8%

* This is based on patients treated on this contract for their most recent course of treatment. Figures in italics indicate the base number of FP17s or Patient Questionnaire responses are less than 100. N/A is shown where the base number of responses is less than 10 during the period. % is calculated as Quantity/Base number*100

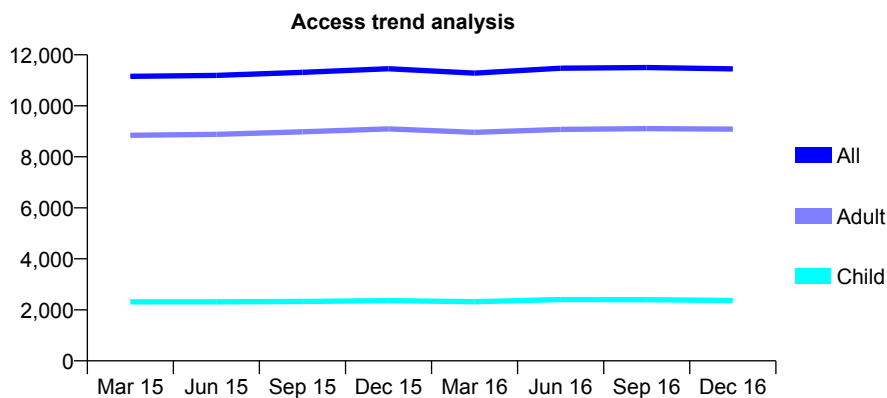
Q67 - Vital Signs At a Glance Contract Report for 164763/0001 - December 2016

Name or company name	Mazdak Eyrumlu and Azad Eyrumlu
Contract type name	GDS Contract
Purpose of contract	General
Contract start date	01/04/2013
Contract end date	

16/17 Contracted general activity (UDA)	34,341
Carry forward general activity (UDA)	745
16/17 Contracted orthodontic activity (UOA)	0
Carry forward orthodontic activity (UOA)	0
Baseline contract value	£798,984.12

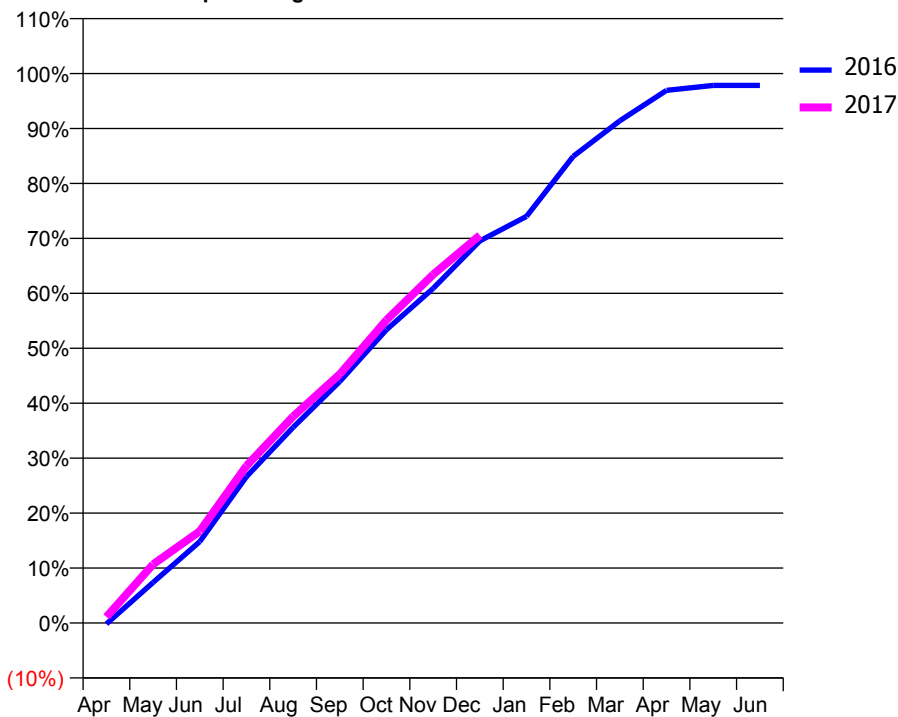
ACCESS*

Patients seen in 24 months	Total	Change since previous quarter
Quarter ending December 2015	11,453	
Quarter ending March 2016	11,283	↓
Quarter ending June 2016	11,475	→
Quarter ending September 2016	11,503	→
Quarter ending December 2016	11,450	→
Variance since December 2015	(0.0%)	→



ACTIVITY

Cumulative percentage of contracted UDA delivered 2016 & 2017



Month	Adjusted Scheduled Activity (UDA)	
	2016	2017
April	-59	388
May	2,536	3,669
June	5,088	5,734
July	9,143	9,818
August	12,232	12,909
September	15,093	15,558
October	18,331	18,937
November	20,916	21,779
December	23,880	24,230
January	25,415	
February	29,165	
March	31,386	
April	33,289	
May	33,596	
June	33,596	

QUALITY

	Quantity	Base Number	Contract	AT	Region	England
% of FP17s for the same patient ID Re-attending within 3 months - Children	182	3,085	5.9%	12.1%	11.9%	12.4%
% of FP17s for the same patient ID Re-attending within 3 months - Adults	1,461	10,989	13.3%	17.2%	16.5%	16.6%
% of FP17s for the same patient ID Re-attending between 3 & 9 months - Children	2,040	3,085	66.1%	55.4%	60.2%	57.5%
% of FP17s for the same patient ID Re-attending between 3 & 9 months - Adults	6,846	10,989	62.3%	48.6%	52.0%	50.4%
% of FP17s for Band 1 Urgent Courses	1,096	12,705	8.6%	10.8%	9.5%	9.1%
% of FP17s Relating to Free Repair or Replacements	45	12,705	0.4%	0.6%	0.7%	0.8%
% of FP17s Relating to Continuations	116	12,705	0.9%	1.0%	1.2%	1.3%
% of Patients satisfied with the dentistry they have received	21	22	95.5%	92.1%	92.9%	92.7%
% of Patients satisfied with the time they had to wait for an appointment	19	22	86.4%	87.9%	88.8%	88.8%

* This is based on patients treated on this contract for their most recent course of treatment. Figures in italics indicate the base number of FP17s or Patient Questionnaire responses are less than 100. N/A is shown where the base number of responses is less than 10 during the period. % is calculated as Quantity/Base number*100

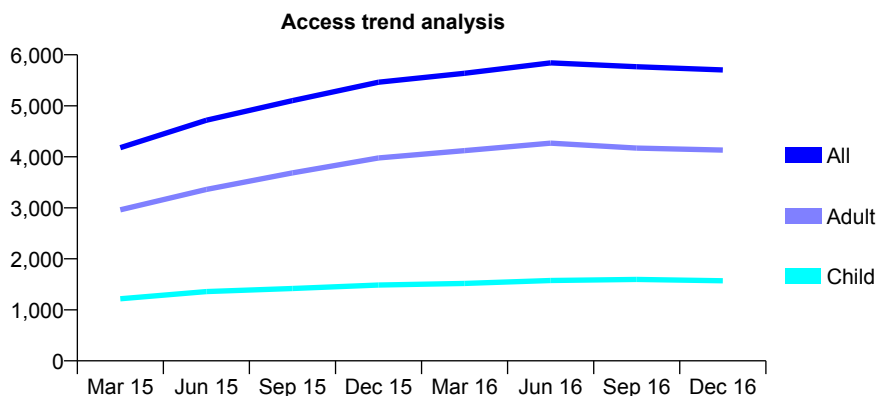
Q67 - Vital Signs At a Glance Contract Report for 164763/0002 - December 2016

Name or company name	Mazdak Eyrumlu and Azad Eyrumlu
Contract type name	GDS Contract
Purpose of contract	General
Contract start date	05/05/2014
Contract end date	

16/17 Contracted general activity (UDA)	19,780
Carry forward general activity (UDA)	-181
16/17 Contracted orthodontic activity (UOA)	0
Carry forward orthodontic activity (UOA)	0
Baseline contract value	£483,628.81

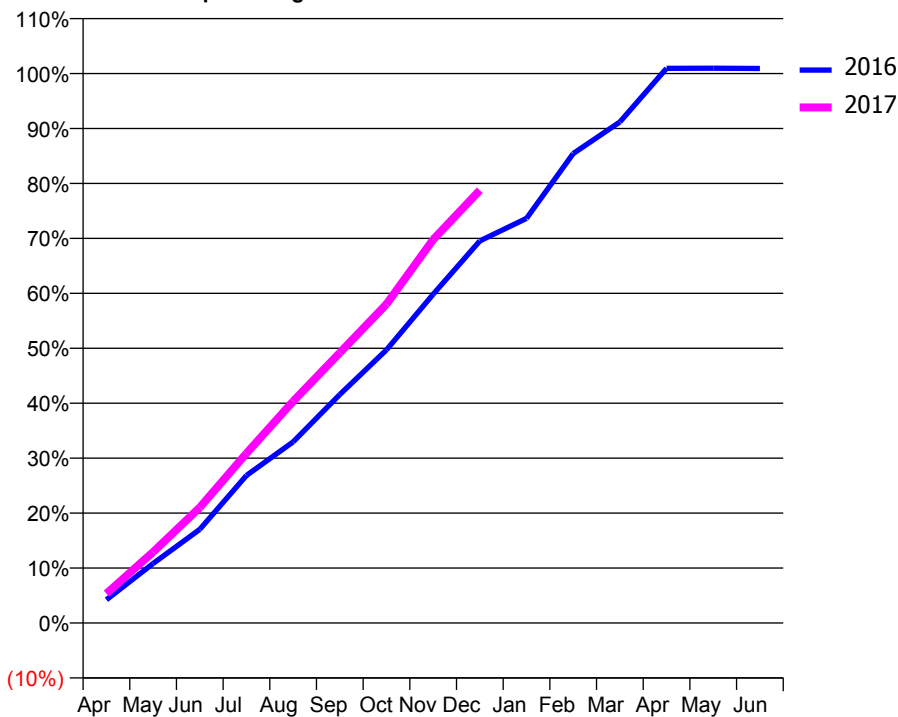
ACCESS*

Patients seen in 24 months	Total	Change since previous quarter
Quarter ending December 2015	5,462	
Quarter ending March 2016	5,639	↑
Quarter ending June 2016	5,842	↑
Quarter ending September 2016	5,766	↓
Quarter ending December 2016	5,703	↓
Variance since December 2015	4.4%	↑



ACTIVITY

Cumulative percentage of contracted UDA delivered 2016 & 2017



Month	Adjusted Scheduled Activity (UDA)	
	2016	2017
April	838	1,060
May	2,145	2,556
June	3,371	4,158
July	5,311	6,110
August	6,523	7,978
September	8,223	9,727
October	9,833	11,478
November	11,833	13,805
December	13,755	15,580
January	14,564	
February	16,898	
March	18,035	
April	19,965	
May	19,973	
June	19,961	

QUALITY

	Quantity	Base Number	Contract	AT	Region	England
% of FP17s for the same patient ID Re-attending within 3 months - Children	104	1,491	7.0%	12.1%	11.9%	12.4%
% of FP17s for the same patient ID Re-attending within 3 months - Adults	445	3,489	12.8%	17.2%	16.5%	16.6%
% of FP17s for the same patient ID Re-attending between 3 & 9 months - Children	639	1,491	42.9%	55.4%	60.2%	57.5%
% of FP17s for the same patient ID Re-attending between 3 & 9 months - Adults	1,255	3,489	36.0%	48.6%	52.0%	50.4%
% of FP17s for Band 1 Urgent Courses	199	4,446	4.5%	10.8%	9.5%	9.1%
% of FP17s Relating to Free Repair or Replacements	31	4,446	0.7%	0.6%	0.7%	0.8%
% of FP17s Relating to Continuations	120	4,446	2.7%	1.0%	1.2%	1.3%
% of Patients satisfied with the dentistry they have received	8	8	N/A	92.1%	92.9%	92.7%
% of Patients satisfied with the time they had to wait for an appointment	8	8	N/A	87.9%	88.8%	88.8%

* This is based on patients treated on this contract for their most recent course of treatment. Figures in italics indicate the base number of FP17s or Patient Questionnaire responses are less than 100. N/A is shown where the base number of responses is less than 10 during the period. % is calculated as Quantity/Base number*100

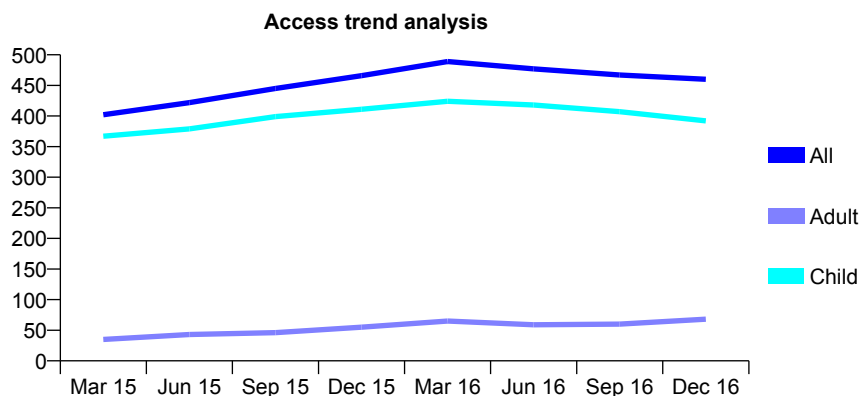
Q67 - Vital Signs At a Glance Contract Report for 165018/0001 - December 2016

Name or company name	Hillton Dentistry
Contract type name	GDS Contract
Purpose of contract	General
Contract start date	09/04/2014
Contract end date	

16/17 Contracted general activity (UDA)	1,000
Carry forward general activity (UDA)	0
16/17 Contracted orthodontic activity (UOA)	0
Carry forward orthodontic activity (UOA)	0
Baseline contract value	£22,226.14

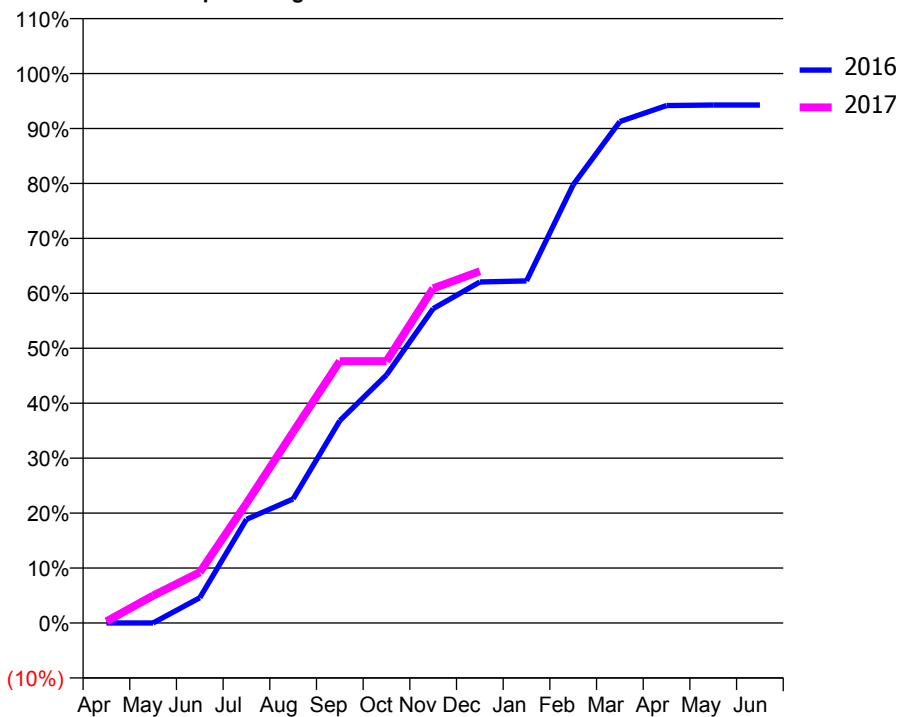
ACCESS*

Patients seen in 24 months	Total	Change since previous quarter
Quarter ending December 2015	466	
Quarter ending March 2016	489	↑
Quarter ending June 2016	477	↓
Quarter ending September 2016	467	↓
Quarter ending December 2016	460	↓
Variance since December 2015	(1.3%)	↓



ACTIVITY

Cumulative percentage of contracted UDA delivered 2016 & 2017



Month	Adjusted Scheduled Activity (UDA)	
	2016	2017
April	0	3
May	0	50
June	46	92
July	189	218
August	226	348
September	368	477
October	452	477
November	572	609
December	621	640
January	623	
February	798	
March	913	
April	942	
May	943	
June	943	

QUALITY

	Quantity	Base Number	Contract	AT	Region	England
% of FP17s for the same patient ID Re-attending within 3 months - Children	44	449	9.8%	12.1%	11.9%	12.4%
% of FP17s for the same patient ID Re-attending within 3 months - Adults	4	23	17.4%	17.2%	16.5%	16.6%
% of FP17s for the same patient ID Re-attending between 3 & 9 months - Children	313	449	69.7%	55.4%	60.2%	57.5%
% of FP17s for the same patient ID Re-attending between 3 & 9 months - Adults	14	23	60.9%	48.6%	52.0%	50.4%
% of FP17s for Band 1 Urgent Courses	20	451	4.4%	10.8%	9.5%	9.1%
% of FP17s Relating to Free Repair or Replacements	0	451	0.0%	0.6%	0.7%	0.8%
% of FP17s Relating to Continuations	7	451	1.6%	1.0%	1.2%	1.3%
% of Patients satisfied with the dentistry they have received	0	0	N/A	92.1%	92.9%	92.7%
% of Patients satisfied with the time they had to wait for an appointment	0	0	N/A	87.9%	88.8%	88.8%

* This is based on patients treated on this contract for their most recent course of treatment. Figures in italics indicate the base number of FP17s or Patient Questionnaire responses are less than 100. N/A is shown where the base number of responses is less than 10 during the period. % is calculated as Quantity/Base number*100

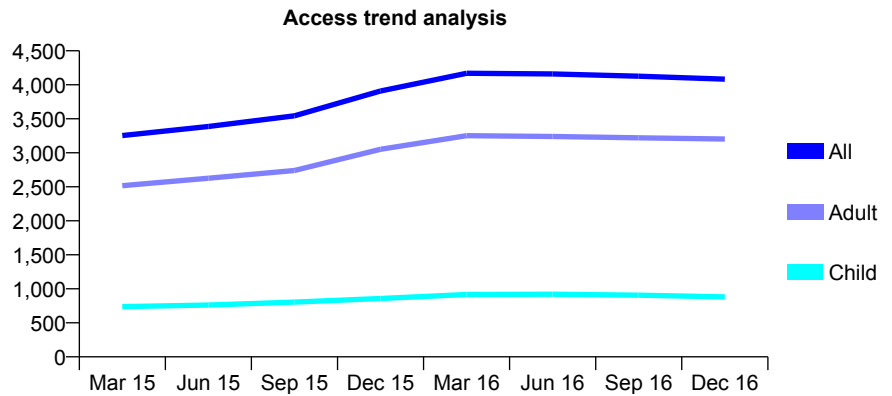
Q67 - Vital Signs At a Glance Contract Report for 165018/0002 - December 2016

Name or company name	Hillton Dentistry
Contract type name	GDS Contract
Purpose of contract	General
Contract start date	09/04/2014
Contract end date	

16/17 Contracted general activity (UDA)	9,750
Carry forward general activity (UDA)	-195
16/17 Contracted orthodontic activity (UOA)	0
Carry forward orthodontic activity (UOA)	0
Baseline contract value	£216,700.36

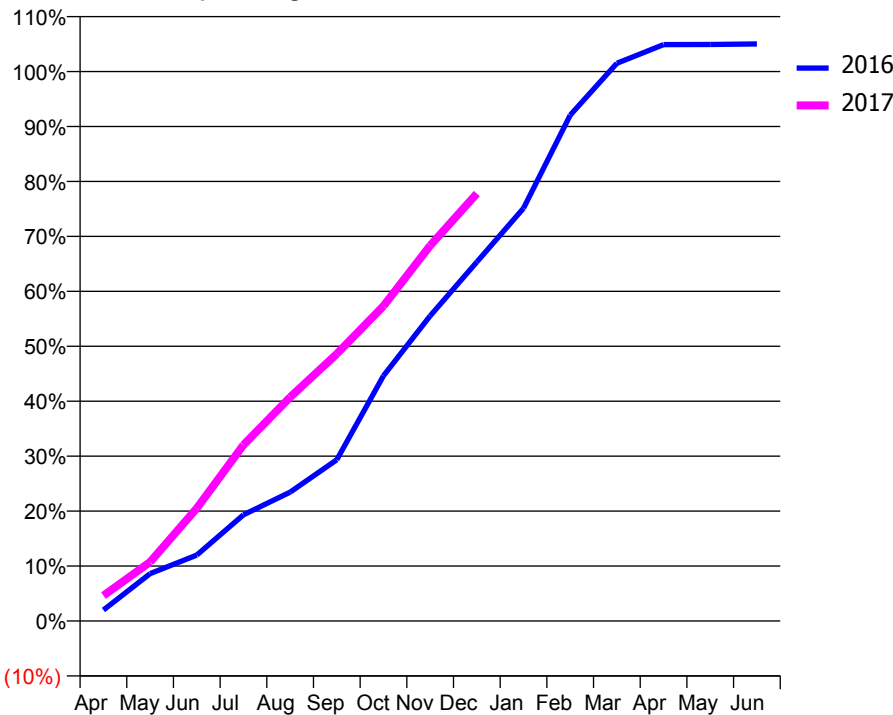
ACCESS*

Patients seen in 24 months	Total	Change since previous quarter
Quarter ending December 2015	3,909	
Quarter ending March 2016	4,169	↑
Quarter ending June 2016	4,160	→
Quarter ending September 2016	4,127	→
Quarter ending December 2016	4,084	↓
Variance since December 2015	4.5%	↑



ACTIVITY

Cumulative percentage of contracted UDA delivered 2016 & 2017



Month	Adjusted Scheduled Activity (UDA)	
	2016	2017
April	195	451
May	840	1,048
June	1,169	2,000
July	1,885	3,123
August	2,287	3,970
September	2,862	4,741
October	4,353	5,589
November	5,414	6,661
December	6,372	7,584
January	7,324	
February	8,975	
March	9,896	
April	10,227	
May	10,228	
June	10,238	

QUALITY

	Quantity	Base Number	Contract	AT	Region	England
% of FP17s for the same patient ID Re-attending within 3 months - Children	60	1,033	5.8%	12.1%	11.9%	12.4%
% of FP17s for the same patient ID Re-attending within 3 months - Adults	449	3,698	12.1%	17.2%	16.5%	16.6%
% of FP17s for the same patient ID Re-attending between 3 & 9 months - Children	684	1,033	66.2%	55.4%	60.2%	57.5%
% of FP17s for the same patient ID Re-attending between 3 & 9 months - Adults	2,442	3,698	66.0%	48.6%	52.0%	50.4%
% of FP17s for Band 1 Urgent Courses	241	4,530	5.3%	10.8%	9.5%	9.1%
% of FP17s Relating to Free Repair or Replacements	21	4,530	0.5%	0.6%	0.7%	0.8%
% of FP17s Relating to Continuations	75	4,530	1.7%	1.0%	1.2%	1.3%
% of Patients satisfied with the dentistry they have received	7	9	N/A	92.1%	92.9%	92.7%
% of Patients satisfied with the time they had to wait for an appointment	8	9	N/A	87.9%	88.8%	88.8%

* This is based on patients treated on this contract for their most recent course of treatment. Figures in italics indicate the base number of FP17s or Patient Questionnaire responses are less than 100. N/A is shown where the base number of responses is less than 10 during the period. % is calculated as Quantity/Base number*100

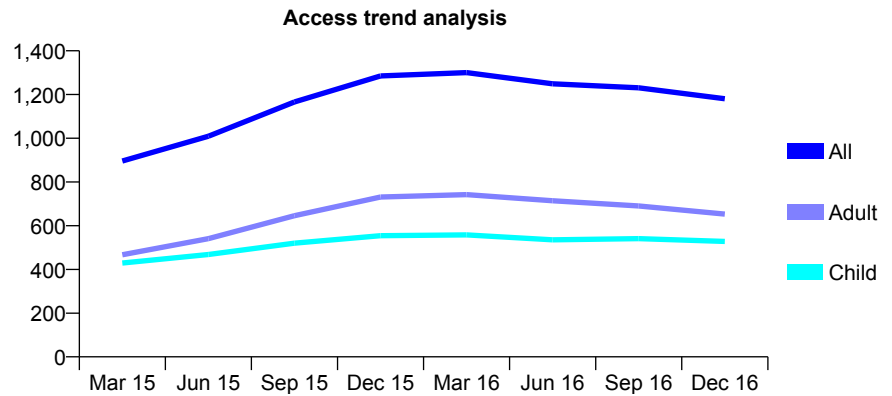
Q67 - Vital Signs At a Glance Contract Report for 165018/0003 - December 2016

Name or company name	Hillton Dentistry
Contract type name	GDS Contract
Purpose of contract	General
Contract start date	09/04/2014
Contract end date	

16/17 Contracted general activity (UDA)	2,899
Carry forward general activity (UDA)	-58
16/17 Contracted orthodontic activity (UOA)	0
Carry forward orthodontic activity (UOA)	0
Baseline contract value	£68,927.40

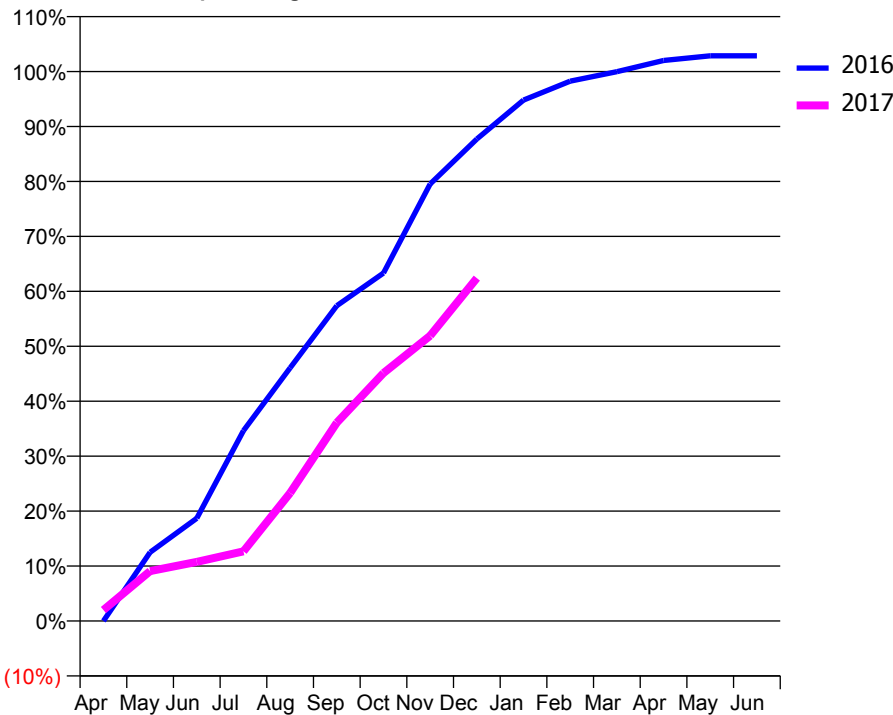
ACCESS*

Patients seen in 24 months	Total	Change since previous quarter
Quarter ending December 2015	1,285	
Quarter ending March 2016	1,300	→
Quarter ending June 2016	1,249	↓
Quarter ending September 2016	1,231	↓
Quarter ending December 2016	1,181	↓
Variance since December 2015	(8.1%)	↓



ACTIVITY

Cumulative percentage of contracted UDA delivered 2016 & 2017



Month	Adjusted Scheduled Activity (UDA)	
	2016	2017
April	0	58
May	363	264
June	542	312
July	1,004	368
August	1,336	676
September	1,663	1,047
October	1,836	1,308
November	2,306	1,505
December	2,543	1,809
January	2,748	
February	2,848	
March	2,898	
April	2,957	
May	2,982	
June	2,982	

QUALITY

	Quantity	Base Number	Contract	AT	Region	England
% of FP17s for the same patient ID Re-attending within 3 months - Children	17	489	3.5%	12.1%	11.9%	12.4%
% of FP17s for the same patient ID Re-attending within 3 months - Adults	32	457	7.0%	17.2%	16.5%	16.6%
% of FP17s for the same patient ID Re-attending between 3 & 9 months - Children	207	489	42.3%	55.4%	60.2%	57.5%
% of FP17s for the same patient ID Re-attending between 3 & 9 months - Adults	183	457	40.0%	48.6%	52.0%	50.4%
% of FP17s for Band 1 Urgent Courses	31	883	3.5%	10.8%	9.5%	9.1%
% of FP17s Relating to Free Repair or Replacements	2	883	0.2%	0.6%	0.7%	0.8%
% of FP17s Relating to Continuations	6	883	0.7%	1.0%	1.2%	1.3%
% of Patients satisfied with the dentistry they have received	1	1	N/A	92.1%	92.9%	92.7%
% of Patients satisfied with the time they had to wait for an appointment	1	1	N/A	87.9%	88.8%	88.8%

* This is based on patients treated on this contract for their most recent course of treatment. Figures in italics indicate the base number of FP17s or Patient Questionnaire responses are less than 100. N/A is shown where the base number of responses is less than 10 during the period. % is calculated as Quantity/Base number*100

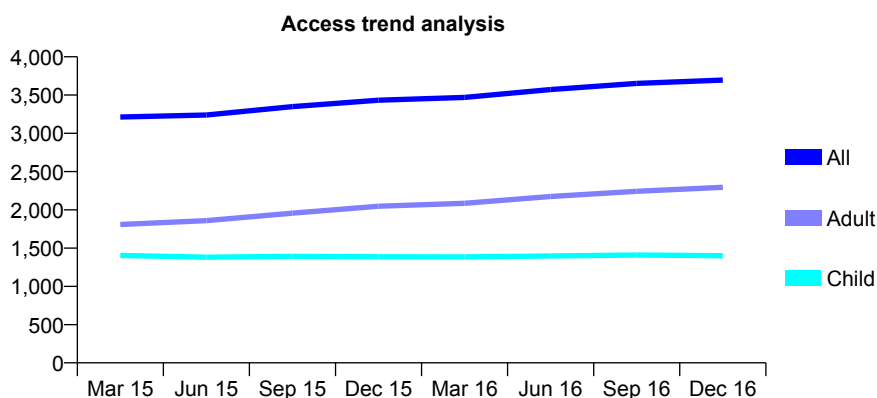
Q67 - Vital Signs At a Glance Contract Report for 165417/0001 - December 2016

Name or company name	Lavender Dental Care Ltd
Contract type name	GDS Contract
Purpose of contract	General
Contract start date	01/04/2011
Contract end date	

16/17 Contracted general activity (UDA)	9,627
Carry forward general activity (UDA)	180
16/17 Contracted orthodontic activity (UOA)	0
Carry forward orthodontic activity (UOA)	0
Baseline contract value	£242,739.43

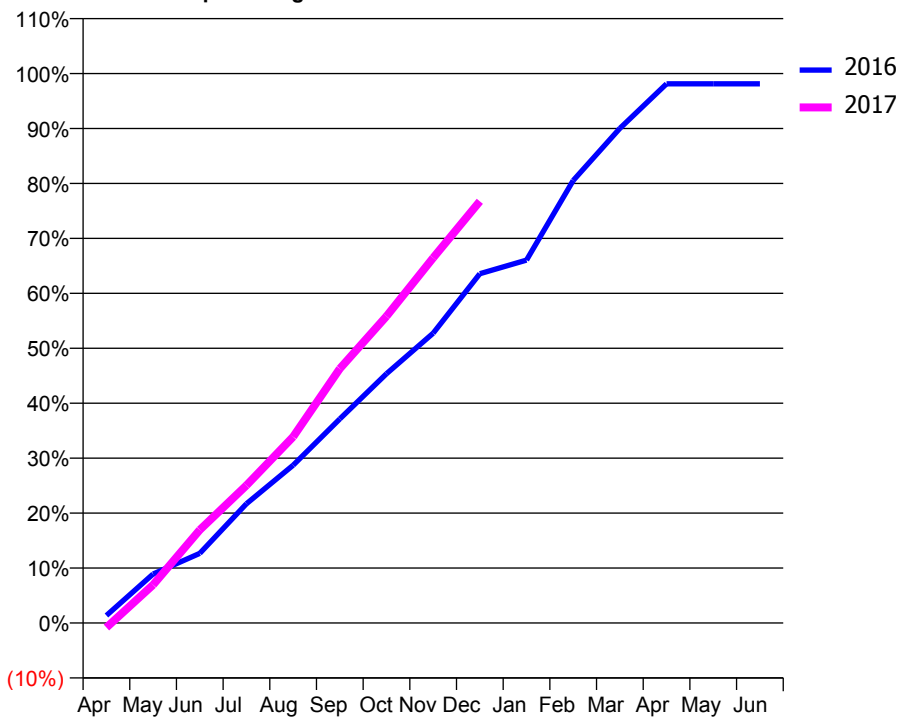
ACCESS*

Patients seen in 24 months	Total	Change since previous quarter
Quarter ending December 2015	3,433	
Quarter ending March 2016	3,470	→
Quarter ending June 2016	3,572	↑
Quarter ending September 2016	3,652	↑
Quarter ending December 2016	3,696	→
Variance since December 2015	7.7%	↑



ACTIVITY

Cumulative percentage of contracted UDA delivered 2016 & 2017



Month	Adjusted Scheduled Activity (UDA)	
	2016	2017
April	133	-80
May	858	670
June	1,221	1,632
July	2,091	2,412
August	2,764	3,262
September	3,575	4,455
October	4,366	5,375
November	5,077	6,397
December	6,119	7,388
January	6,357	
February	7,754	
March	8,667	
April	9,446	
May	9,446	
June	9,447	

QUALITY

	Quantity	Base Number	Contract	AT	Region	England
% of FP17s for the same patient ID Re-attending within 3 months - Children	131	1,755	7.5%	12.1%	11.9%	12.4%
% of FP17s for the same patient ID Re-attending within 3 months - Adults	328	2,464	13.3%	17.2%	16.5%	16.6%
% of FP17s for the same patient ID Re-attending between 3 & 9 months - Children	1,144	1,755	65.2%	55.4%	60.2%	57.5%
% of FP17s for the same patient ID Re-attending between 3 & 9 months - Adults	1,377	2,464	55.9%	48.6%	52.0%	50.4%
% of FP17s for Band 1 Urgent Courses	207	3,271	6.3%	10.8%	9.5%	9.1%
% of FP17s Relating to Free Repair or Replacements	35	3,271	1.1%	0.6%	0.7%	0.8%
% of FP17s Relating to Continuations	32	3,271	1.0%	1.0%	1.2%	1.3%
% of Patients satisfied with the dentistry they have received	8	9	N/A	92.1%	92.9%	92.7%
% of Patients satisfied with the time they had to wait for an appointment	7	9	N/A	87.9%	88.8%	88.8%

* This is based on patients treated on this contract for their most recent course of treatment. Figures in italics indicate the base number of FP17s or Patient Questionnaire responses are less than 100. N/A is shown where the base number of responses is less than 10 during the period. % is calculated as Quantity/Base number*100

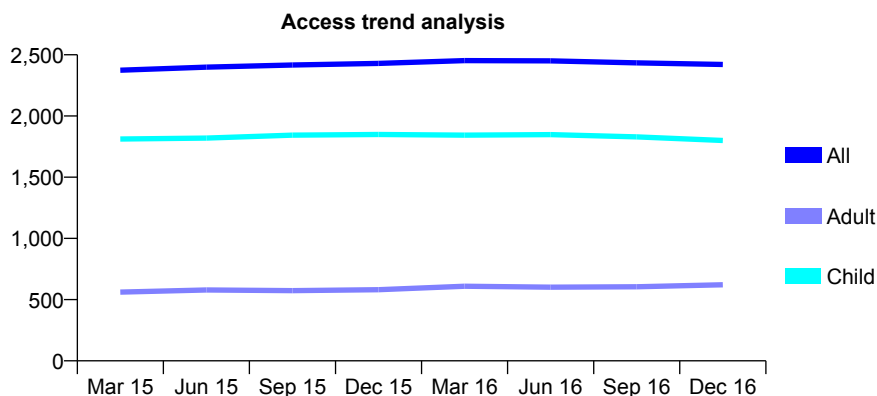
Q67 - Vital Signs At a Glance Contract Report for 166758/0001 - December 2016

Name or company name	The Blockley Partnership
Contract type name	GDS Contract
Purpose of contract	General
Contract start date	01/04/2011
Contract end date	

16/17 Contracted general activity (UDA)	5,213
Carry forward general activity (UDA)	6
16/17 Contracted orthodontic activity (UOA)	0
Carry forward orthodontic activity (UOA)	0
Baseline contract value	£127,459.90

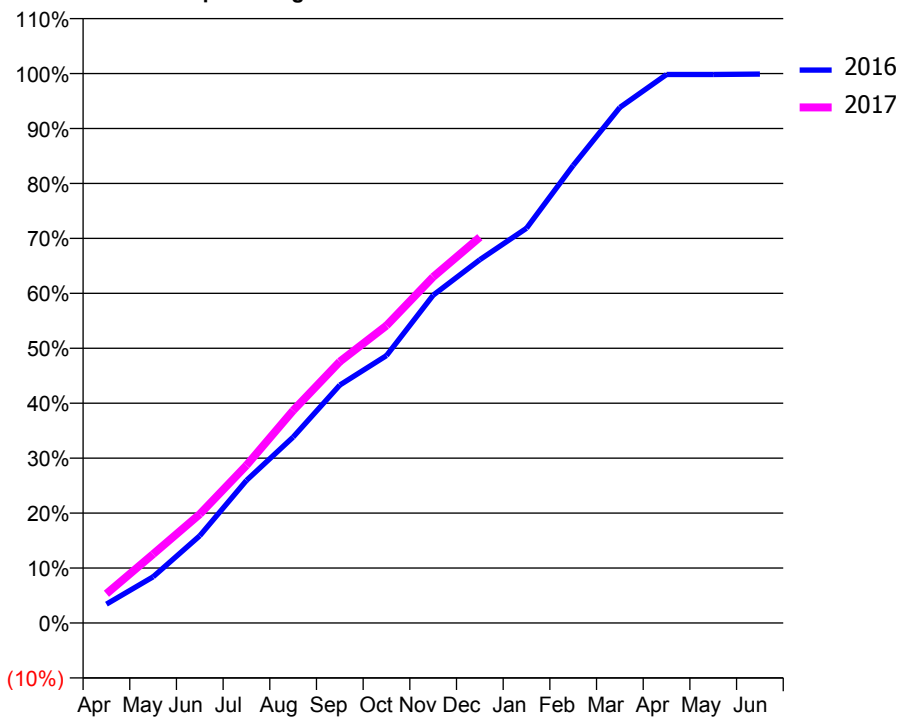
ACCESS*

Patients seen in 24 months	Total	Change since previous quarter
Quarter ending December 2015	2,430	
Quarter ending March 2016	2,453	→
Quarter ending June 2016	2,450	→
Quarter ending September 2016	2,434	→
Quarter ending December 2016	2,421	→
Variance since December 2015	(0.4%)	→



ACTIVITY

Cumulative percentage of contracted UDA delivered 2016 & 2017



Month	Adjusted Scheduled Activity (UDA)	
	2016	2017
April	180	278
May	439	653
June	828	1,033
July	1,353	1,495
August	1,764	2,016
September	2,257	2,481
October	2,537	2,821
November	3,110	3,283
December	3,446	3,661
January	3,746	
February	4,341	
March	4,891	
April	5,204	
May	5,204	
June	5,207	

QUALITY

	Quantity	Base Number	Contract	AT	Region	England
% of FP17s for the same patient ID Re-attending within 3 months - Children	186	2,249	8.3%	12.1%	11.9%	12.4%
% of FP17s for the same patient ID Re-attending within 3 months - Adults	38	414	9.2%	17.2%	16.5%	16.6%
% of FP17s for the same patient ID Re-attending between 3 & 9 months - Children	1,495	2,249	66.5%	55.4%	60.2%	57.5%
% of FP17s for the same patient ID Re-attending between 3 & 9 months - Adults	205	414	49.5%	48.6%	52.0%	50.4%
% of FP17s for Band 1 Urgent Courses	79	2,478	3.2%	10.8%	9.5%	9.1%
% of FP17s Relating to Free Repair or Replacements	0	2,478	0.0%	0.6%	0.7%	0.8%
% of FP17s Relating to Continuations	1	2,478	0.0%	1.0%	1.2%	1.3%
% of Patients satisfied with the dentistry they have received	3	3	N/A	92.1%	92.9%	92.7%
% of Patients satisfied with the time they had to wait for an appointment	3	3	N/A	87.9%	88.8%	88.8%

* This is based on patients treated on this contract for their most recent course of treatment. Figures in italics indicate the base number of FP17s or Patient Questionnaire responses are less than 100. N/A is shown where the base number of responses is less than 10 during the period. % is calculated as Quantity/Base number*100

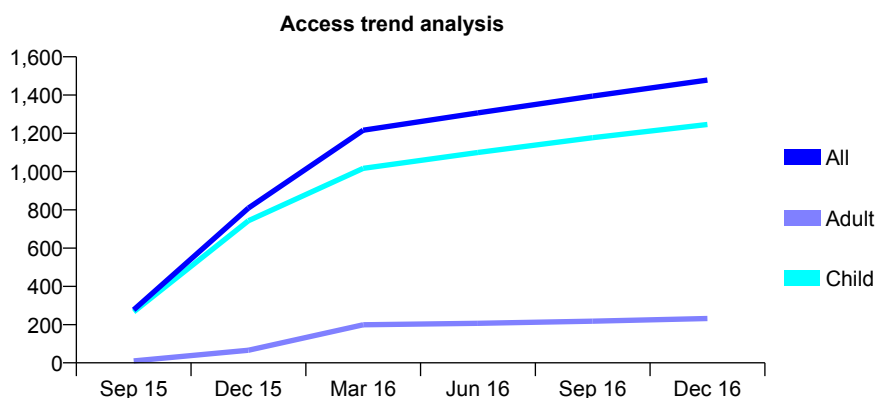
Q67 - Vital Signs At a Glance Contract Report for 171204/0001 - December 2016

Name or company name	Manzoor and Shah
Contract type name	GDS Contract
Purpose of contract	General
Contract start date	01/08/2015
Contract end date	

16/17 Contracted general activity (UDA)	3,946
Carry forward general activity (UDA)	-79
16/17 Contracted orthodontic activity (UOA)	0
Carry forward orthodontic activity (UOA)	0
Baseline contract value	£96,481.26

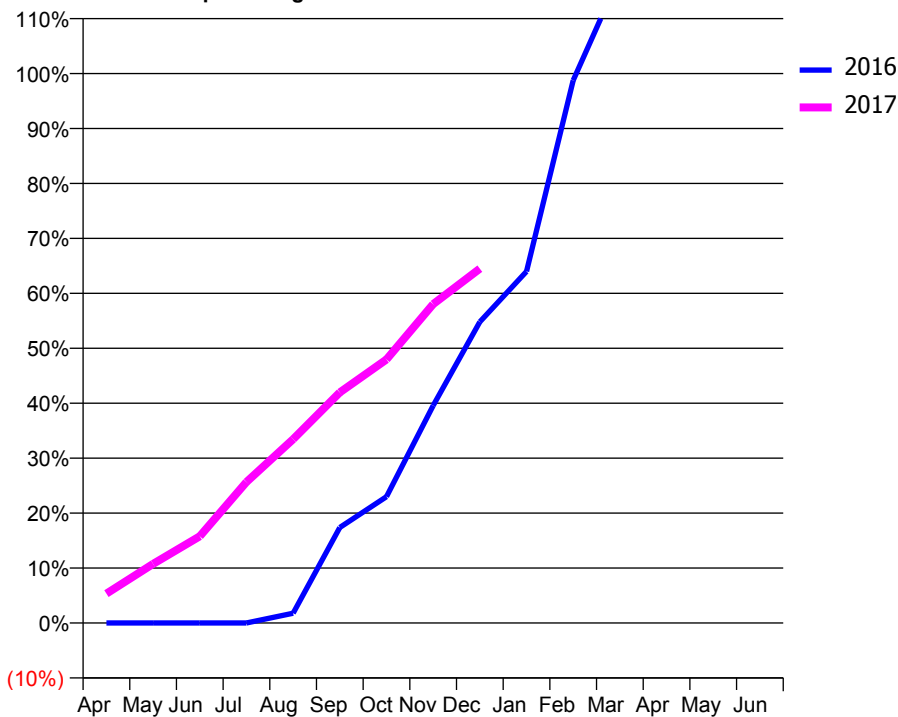
ACCESS*

Patients seen in 24 months	Total	Change since previous quarter
Quarter ending December 2015	809	
Quarter ending March 2016	1,216	↑
Quarter ending June 2016	1,307	↑
Quarter ending September 2016	1,395	↑
Quarter ending December 2016	1,478	↑
Variance since December 2015	82.7%	↑



ACTIVITY

Cumulative percentage of contracted UDA delivered 2016 & 2017



Month	Adjusted Scheduled Activity (UDA)	
	2016	2017
April	0	211
May	0	425
June	0	623
July	0	1,013
August	41	1,320
September	400	1,657
October	529	1,893
November	910	2,290
December	1,261	2,545
January	1,472	
February	2,272	
March	2,710	
April	2,967	
May	2,977	
June	2,977	

QUALITY

	Quantity	Base Number	Contract	AT	Region	England
% of FP17s for the same patient ID Re-attending within 3 months - Children	141	1,540	9.2%	12.1%	11.9%	12.4%
% of FP17s for the same patient ID Re-attending within 3 months - Adults	11	87	12.6%	17.2%	16.5%	16.6%
% of FP17s for the same patient ID Re-attending between 3 & 9 months - Children	883	1,540	57.3%	55.4%	60.2%	57.5%
% of FP17s for the same patient ID Re-attending between 3 & 9 months - Adults	27	87	31.0%	48.6%	52.0%	50.4%
% of FP17s for Band 1 Urgent Courses	55	1,469	3.7%	10.8%	9.5%	9.1%
% of FP17s Relating to Free Repair or Replacements	0	1,469	0.0%	0.6%	0.7%	0.8%
% of FP17s Relating to Continuations	0	1,469	0.0%	1.0%	1.2%	1.3%
% of Patients satisfied with the dentistry they have received	1	1	N/A	92.1%	92.9%	92.7%
% of Patients satisfied with the time they had to wait for an appointment	1	1	N/A	87.9%	88.8%	88.8%

* This is based on patients treated on this contract for their most recent course of treatment. Figures in italics indicate the base number of FP17s or Patient Questionnaire responses are less than 100. N/A is shown where the base number of responses is less than 10 during the period. % is calculated as Quantity/Base number*100

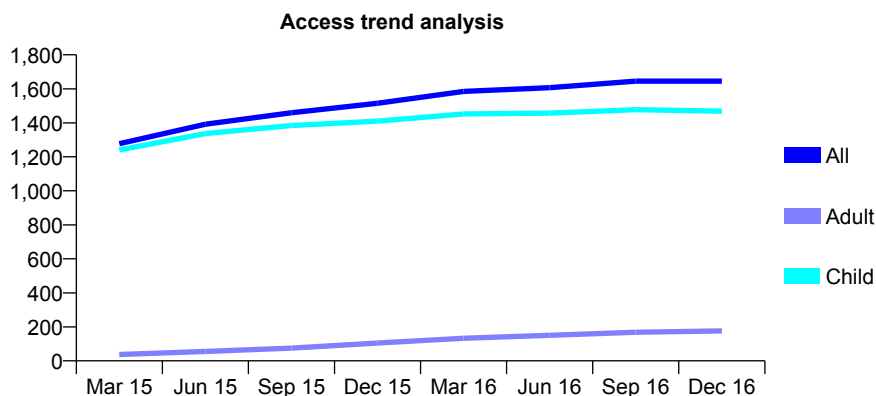
Q67 - Vital Signs At a Glance Contract Report for 172111/0002 - December 2016

Name or company name	Rainham Dental Surgery
Contract type name	GDS Contract
Purpose of contract	General
Contract start date	05/06/2014
Contract end date	

16/17 Contracted general activity (UDA)	3,250
Carry forward general activity (UDA)	117
16/17 Contracted orthodontic activity (UOA)	0
Carry forward orthodontic activity (UOA)	0
Baseline contract value	£81,953.31

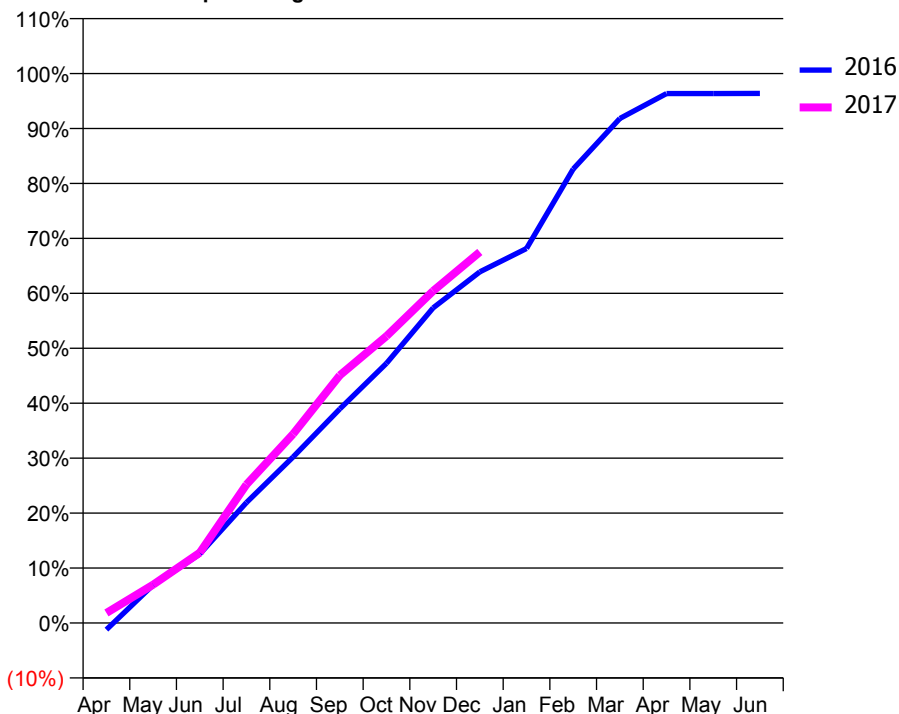
ACCESS*

Patients seen in 24 months	Total	Change since previous quarter
Quarter ending December 2015	1,515	
Quarter ending March 2016	1,585	↑
Quarter ending June 2016	1,607	→
Quarter ending September 2016	1,645	↑
Quarter ending December 2016	1,645	→
Variance since December 2015	8.6%	↑



ACTIVITY

Cumulative percentage of contracted UDA delivered 2016 & 2017



Month	Adjusted Scheduled Activity (UDA)	
	2016	2017
April	-40	59
May	225	227
June	408	416
July	713	819
August	982	1,118
September	1,266	1,465
October	1,536	1,697
November	1,864	1,964
December	2,077	2,194
January	2,215	
February	2,685	
March	2,984	
April	3,132	
May	3,132	
June	3,133	

QUALITY

	Quantity	Base Number	Contract	AT	Region	England
% of FP17s for the same patient ID Re-attending within 3 months - Children	105	1,836	5.7%	12.1%	11.9%	12.4%
% of FP17s for the same patient ID Re-attending within 3 months - Adults	3	65	4.6%	17.2%	16.5%	16.6%
% of FP17s for the same patient ID Re-attending between 3 & 9 months - Children	1,267	1,836	69.0%	55.4%	60.2%	57.5%
% of FP17s for the same patient ID Re-attending between 3 & 9 months - Adults	39	65	60.0%	48.6%	52.0%	50.4%
% of FP17s for Band 1 Urgent Courses	31	1,794	1.7%	10.8%	9.5%	9.1%
% of FP17s Relating to Free Repair or Replacements	0	1,794	0.0%	0.6%	0.7%	0.8%
% of FP17s Relating to Continuations	1	1,794	0.1%	1.0%	1.2%	1.3%
% of Patients satisfied with the dentistry they have received	1	1	N/A	92.1%	92.9%	92.7%
% of Patients satisfied with the time they had to wait for an appointment	1	1	N/A	87.9%	88.8%	88.8%

* This is based on patients treated on this contract for their most recent course of treatment. Figures in italics indicate the base number of FP17s or Patient Questionnaire responses are less than 100. N/A is shown where the base number of responses is less than 10 during the period. % is calculated as Quantity/Base number*100

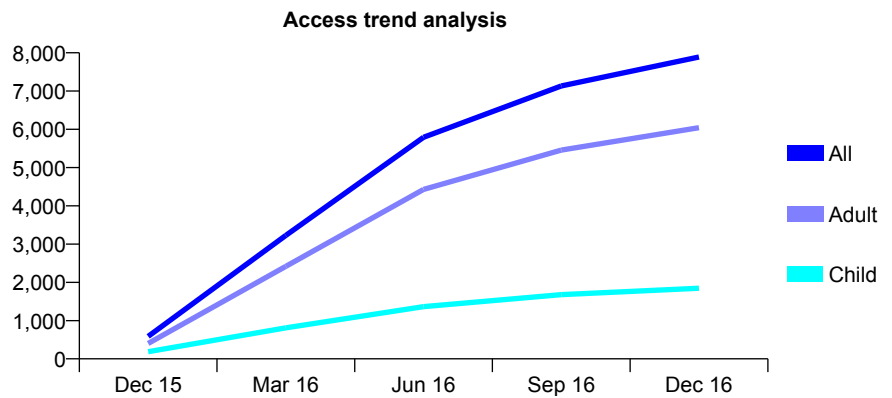
Q67 - Vital Signs At a Glance Contract Report for 175153/0001 - December 2016

Name or company name	Harbour Dental Practice Partnership
Contract type name	GDS Contract
Purpose of contract	General
Contract start date	01/12/2015
Contract end date	

16/17 Contracted general activity (UDA)	34,114
Carry forward general activity (UDA)	0
16/17 Contracted orthodontic activity (UOA)	0
Carry forward orthodontic activity (UOA)	0
Baseline contract value	£938,728.43

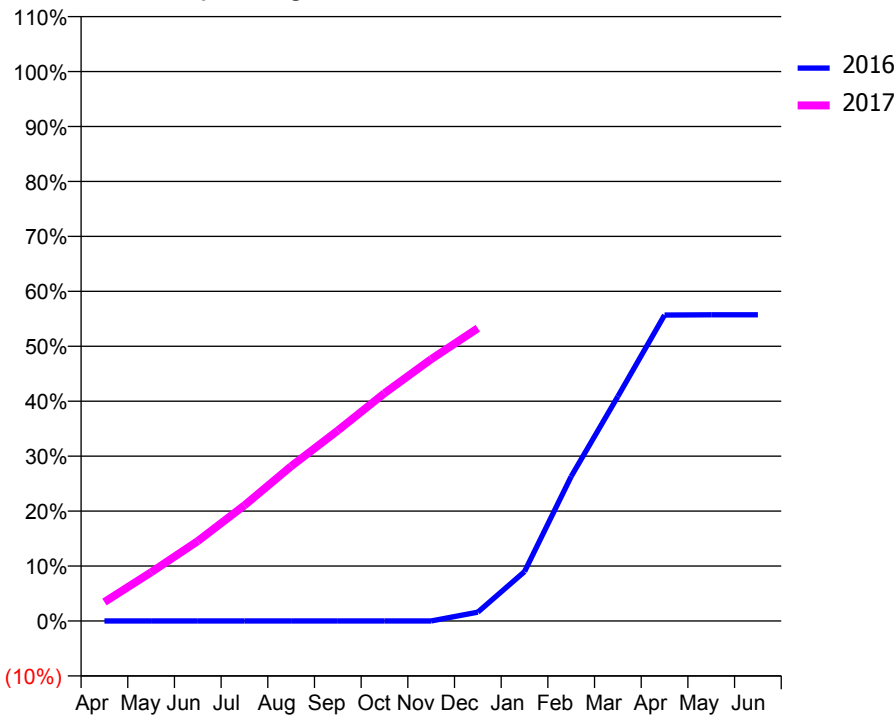
ACCESS*

Patients seen in 24 months	Total	Change since previous quarter
Quarter ending December 2015	588	
Quarter ending March 2016	3,226	↑
Quarter ending June 2016	5,792	↑
Quarter ending September 2016	7,133	↑
Quarter ending December 2016	7,890	↑
Variance since December 2015	1241.8%	↑



ACTIVITY

Cumulative percentage of contracted UDA delivered 2016 & 2017



Month	Adjusted Scheduled Activity (UDA)	
	2016	2017
April	0	1,177
May	0	3,030
June	0	4,961
July	0	7,183
August	0	9,604
September	0	11,827
October	0	14,144
November	0	16,255
December	184	18,176
January	1,023	
February	2,993	
March	4,649	
April	6,332	
May	6,337	
June	6,338	

QUALITY

	Quantity	Base Number	Contract	AT	Region	England
% of FP17s for the same patient ID Re-attending within 3 months - Children	127	2,286	5.6%	12.1%	11.9%	12.4%
% of FP17s for the same patient ID Re-attending within 3 months - Adults	860	7,951	10.8%	17.2%	16.5%	16.6%
% of FP17s for the same patient ID Re-attending between 3 & 9 months - Children	780	2,286	34.1%	55.4%	60.2%	57.5%
% of FP17s for the same patient ID Re-attending between 3 & 9 months - Adults	2,709	7,951	34.1%	48.6%	52.0%	50.4%
% of FP17s for Band 1 Urgent Courses	680	9,331	7.3%	10.8%	9.5%	9.1%
% of FP17s Relating to Free Repair or Replacements	46	9,331	0.5%	0.6%	0.7%	0.8%
% of FP17s Relating to Continuations	161	9,331	1.7%	1.0%	1.2%	1.3%
% of Patients satisfied with the dentistry they have received	18	19	94.7%	92.1%	92.9%	92.7%
% of Patients satisfied with the time they had to wait for an appointment	18	19	94.7%	87.9%	88.8%	88.8%

* This is based on patients treated on this contract for their most recent course of treatment. Figures in italics indicate the base number of FP17s or Patient Questionnaire responses are less than 100. N/A is shown where the base number of responses is less than 10 during the period. % is calculated as Quantity/Base number*100

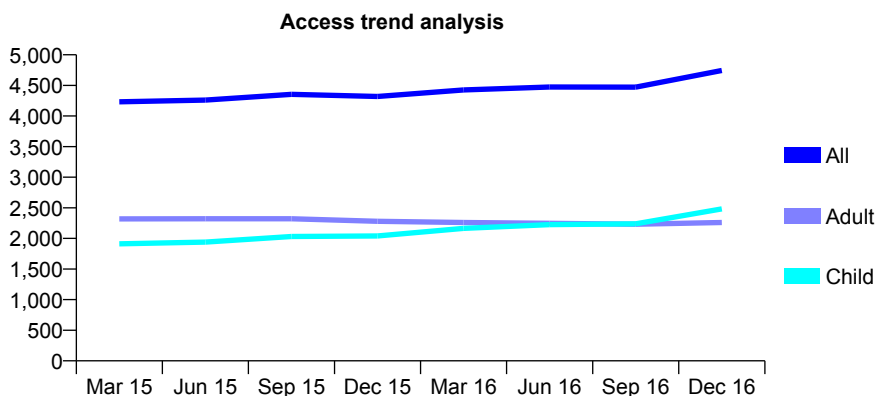
Q67 - Vital Signs At a Glance Contract Report for 175420/0004 - December 2016

Name or company name	Simon Collins Community Dental Service
Contract type name	PDS Contract
Purpose of contract	General
Contract start date	01/12/2012
Contract end date	31/03/2017

16/17 Contracted general activity (UDA)	14,592
Carry forward general activity (UDA)	578
16/17 Contracted orthodontic activity (UOA)	0
Carry forward orthodontic activity (UOA)	0
Baseline contract value	£1,722,488.98

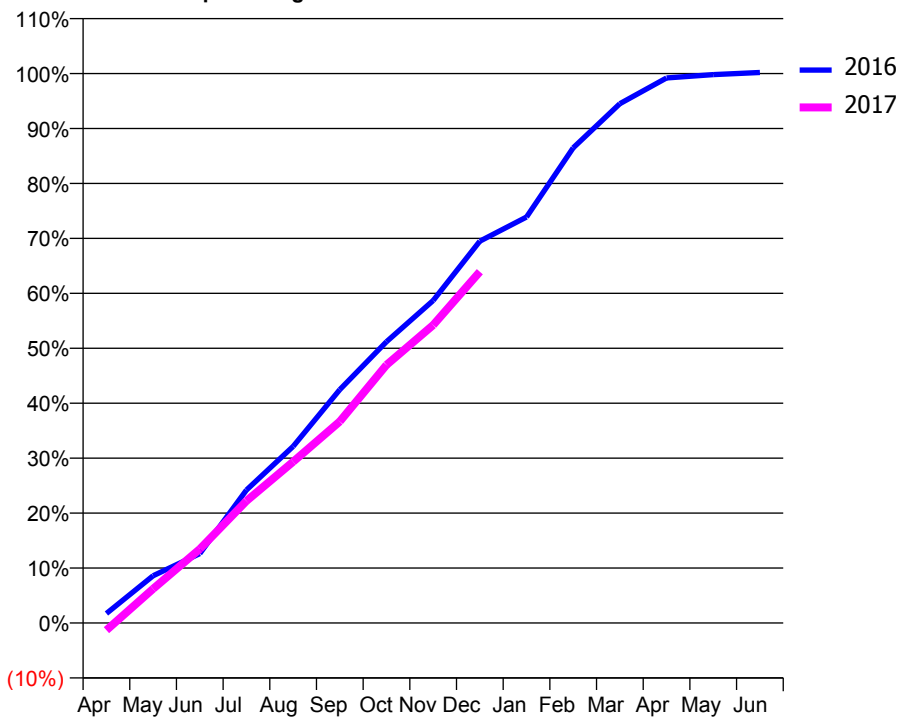
ACCESS*

Patients seen in 24 months	Total	Change since previous quarter
Quarter ending December 2015	4,319	
Quarter ending March 2016	4,426	↑
Quarter ending June 2016	4,473	→
Quarter ending September 2016	4,472	→
Quarter ending December 2016	4,744	↑
Variance since December 2015	9.8%	↑



ACTIVITY

Cumulative percentage of contracted UDA delivered 2016 & 2017



Month	Adjusted Scheduled Activity (UDA)	
	2016	2017
April	252	-195
May	1,256	907
June	1,844	1,964
July	3,533	3,240
August	4,691	4,283
September	6,199	5,352
October	7,471	6,855
November	8,563	7,914
December	10,139	9,329
January	10,780	
February	12,620	
March	13,789	
April	14,474	
May	14,563	
June	14,619	

QUALITY

	Quantity	Base Number	Contract	AT	Region	England
% of FP17s for the same patient ID Re-attending within 3 months - Children	344	3,287	10.5%	12.1%	11.9%	12.4%
% of FP17s for the same patient ID Re-attending within 3 months - Adults	411	2,220	18.5%	17.2%	16.5%	16.6%
% of FP17s for the same patient ID Re-attending between 3 & 9 months - Children	979	3,287	29.8%	55.4%	60.2%	57.5%
% of FP17s for the same patient ID Re-attending between 3 & 9 months - Adults	895	2,220	40.3%	48.6%	52.0%	50.4%
% of FP17s for Band 1 Urgent Courses	406	5,077	8.0%	10.8%	9.5%	9.1%
% of FP17s Relating to Free Repair or Replacements	15	5,077	0.3%	0.6%	0.7%	0.8%
% of FP17s Relating to Continuations	78	5,077	1.5%	1.0%	1.2%	1.3%
% of Patients satisfied with the dentistry they have received	5	5	N/A	92.1%	92.9%	92.7%
% of Patients satisfied with the time they had to wait for an appointment	5	5	N/A	87.9%	88.8%	88.8%

* This is based on patients treated on this contract for their most recent course of treatment. Figures in italics indicate the base number of FP17s or Patient Questionnaire responses are less than 100. N/A is shown where the base number of responses is less than 10 during the period. % is calculated as Quantity/Base number*100

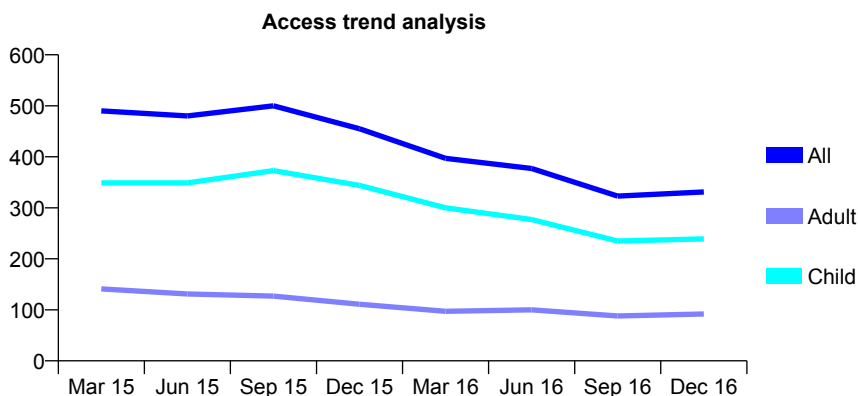
Q67 - Vital Signs At a Glance Contract Report for 175420/0005 - December 2016

Name or company name	Simon Collins Community Dental Service
Contract type name	PDS Contract
Purpose of contract	General
Contract start date	01/12/2012
Contract end date	31/03/2017

16/17 Contracted general activity (UDA)	1,200
Carry forward general activity (UDA)	48
16/17 Contracted orthodontic activity (UOA)	0
Carry forward orthodontic activity (UOA)	0
Baseline contract value	£106,754.93

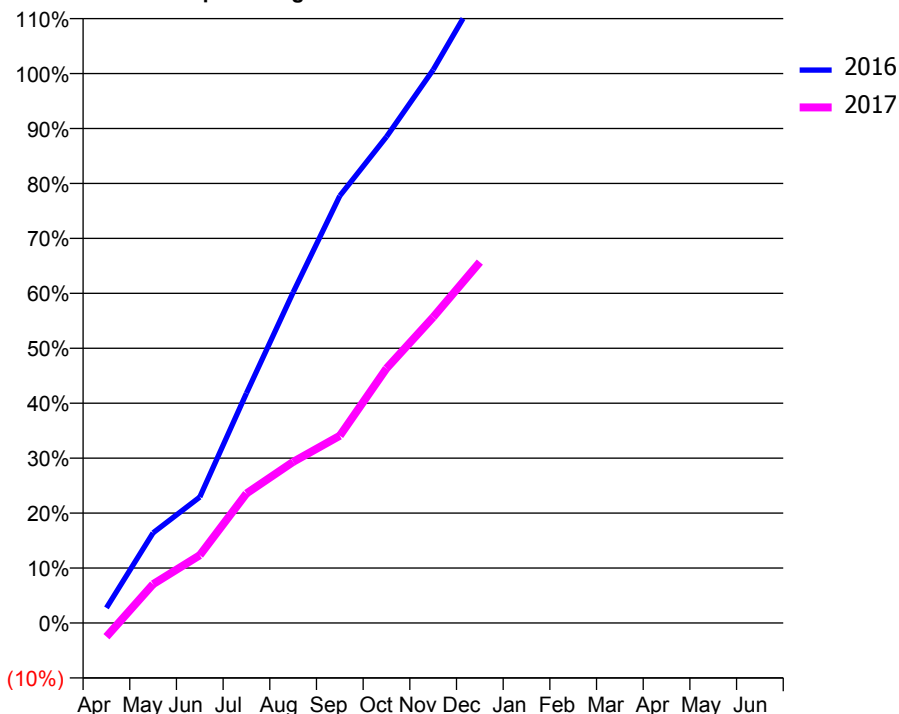
ACCESS*

Patients seen in 24 months	Total	Change since previous quarter
Quarter ending December 2015	455	
Quarter ending March 2016	397	↓
Quarter ending June 2016	377	↓
Quarter ending September 2016	323	↓
Quarter ending December 2016	331	↑
Variance since December 2015	(27.3%)	↓



ACTIVITY

Cumulative percentage of contracted UDA delivered 2016 & 2017



Month	Adjusted Scheduled Activity (UDA)	
	2016	2017
April	33	-30
May	197	85
June	275	148
July	502	283
August	722	352
September	933	409
October	1,062	556
November	1,208	668
December	1,383	788
January	1,448	
February	1,631	
March	1,714	
April	1,763	
May	1,787	
June	1,791	

QUALITY

	Quantity	Base Number	Contract	AT	Region	England
% of FP17s for the same patient ID Re-attending within 3 months - Children	2	213	0.9%	12.1%	11.9%	12.4%
% of FP17s for the same patient ID Re-attending within 3 months - Adults	2	75	2.7%	17.2%	16.5%	16.6%
% of FP17s for the same patient ID Re-attending between 3 & 9 months - Children	5	213	2.3%	55.4%	60.2%	57.5%
% of FP17s for the same patient ID Re-attending between 3 & 9 months - Adults	5	75	6.7%	48.6%	52.0%	50.4%
% of FP17s for Band 1 Urgent Courses	0	265	0.0%	10.8%	9.5%	9.1%
% of FP17s Relating to Free Repair or Replacements	0	265	0.0%	0.6%	0.7%	0.8%
% of FP17s Relating to Continuations	4	265	1.5%	1.0%	1.2%	1.3%
% of Patients satisfied with the dentistry they have received	0	0	N/A	92.1%	92.9%	92.7%
% of Patients satisfied with the time they had to wait for an appointment	0	0	N/A	87.9%	88.8%	88.8%

* This is based on patients treated on this contract for their most recent course of treatment. Figures in italics indicate the base number of FP17s or Patient Questionnaire responses are less than 100. N/A is shown where the base number of responses is less than 10 during the period. % is calculated as Quantity/Base number*100

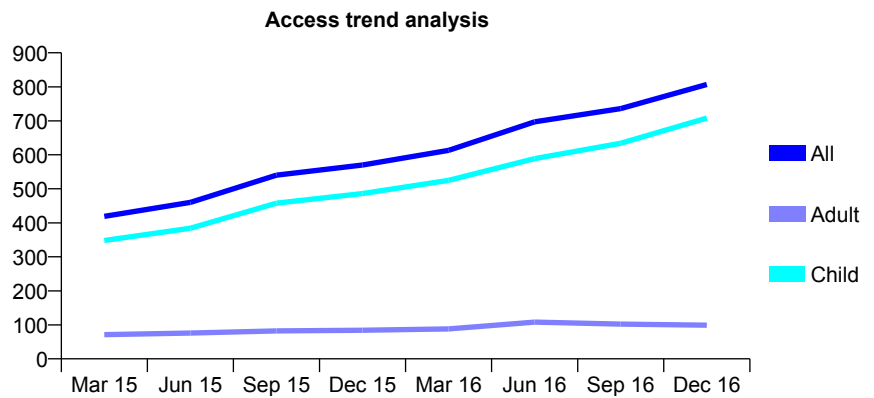
Q67 - Vital Signs At a Glance Contract Report for 175420/0006 - December 2016

Name or company name	Simon Collins Community Dental Service
Contract type name	PDS Contract
Purpose of contract	General
Contract start date	01/12/2012
Contract end date	31/03/2017

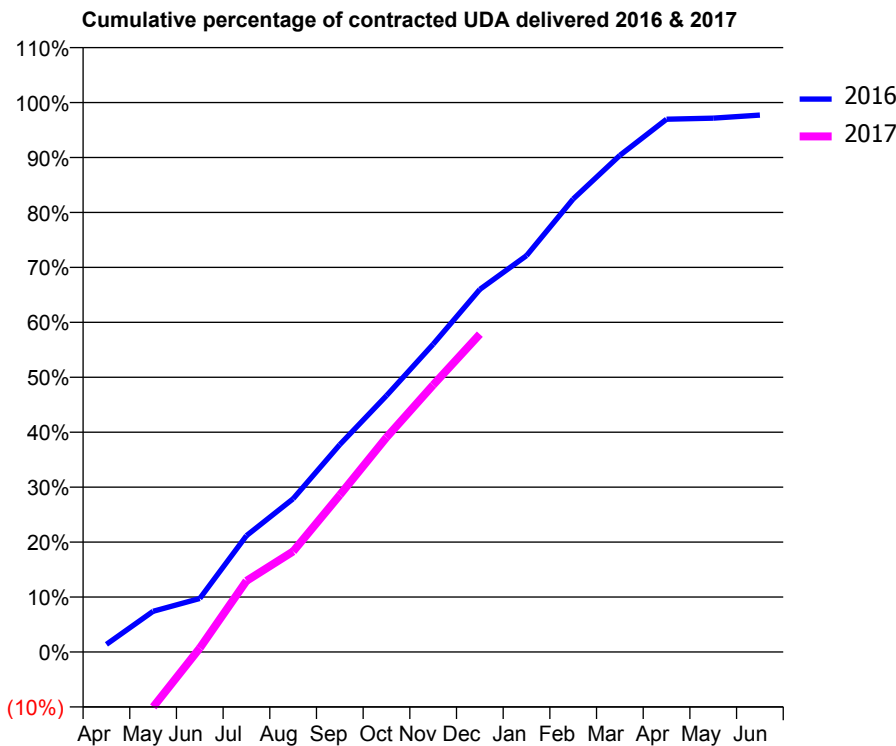
16/17 Contracted general activity (UDA)	2,358
Carry forward general activity (UDA)	519
16/17 Contracted orthodontic activity (UOA)	0
Carry forward orthodontic activity (UOA)	0
Baseline contract value	£717,501.26

ACCESS*

Patients seen in 24 months	Total	Change since previous quarter
Quarter ending December 2015	570	
Quarter ending March 2016	613	↑
Quarter ending June 2016	697	↑
Quarter ending September 2016	736	↑
Quarter ending December 2016	807	↑
Variance since December 2015	41.6%	↑



ACTIVITY



Month	Adjusted Scheduled Activity (UDA)	
	2016	2017
April	33	-493
May	175	-237
June	230	17
July	499	305
August	658	432
September	890	674
October	1,100	921
November	1,321	1,146
December	1,556	1,364
January	1,701	
February	1,944	
March	2,131	
April	2,286	
May	2,291	
June	2,304	

QUALITY

	Quantity	Base Number	Contract	AT	Region	England
% of FP17s for the same patient ID Re-attending within 3 months - Children	2	630	0.3%	12.1%	11.9%	12.4%
% of FP17s for the same patient ID Re-attending within 3 months - Adults	0	80	0.0%	17.2%	16.5%	16.6%
% of FP17s for the same patient ID Re-attending between 3 & 9 months - Children	1	630	0.2%	55.4%	60.2%	57.5%
% of FP17s for the same patient ID Re-attending between 3 & 9 months - Adults	2	80	2.5%	48.6%	52.0%	50.4%
% of FP17s for Band 1 Urgent Courses	0	641	0.0%	10.8%	9.5%	9.1%
% of FP17s Relating to Free Repair or Replacements	0	641	0.0%	0.6%	0.7%	0.8%
% of FP17s Relating to Continuations	6	641	0.9%	1.0%	1.2%	1.3%
% of Patients satisfied with the dentistry they have received	2	2	N/A	92.1%	92.9%	92.7%
% of Patients satisfied with the time they had to wait for an appointment	1	2	N/A	87.9%	88.8%	88.8%

* This is based on patients treated on this contract for their most recent course of treatment. Figures in italics indicate the base number of FP17s or Patient Questionnaire responses are less than 100. N/A is shown where the base number of responses is less than 10 during the period. % is calculated as Quantity/Base number*100

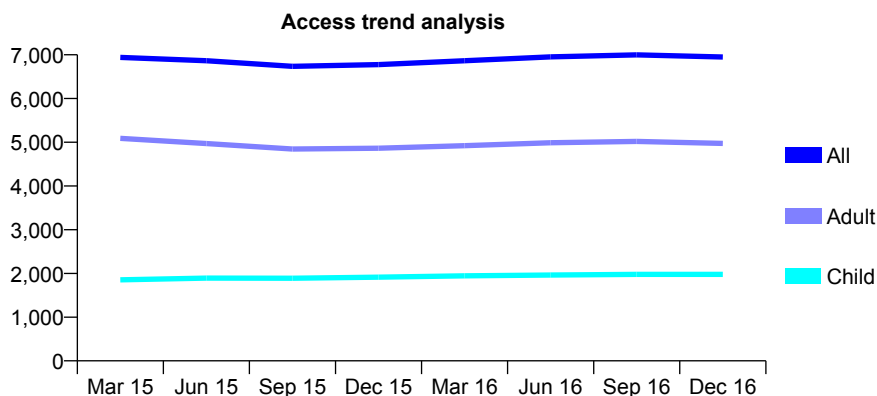
Q67 - Vital Signs At a Glance Contract Report for 176125/0001 - December 2016

Name or company name	Uddin & Akhtar
Contract type name	GDS Contract
Purpose of contract	General
Contract start date	01/01/2011
Contract end date	

16/17 Contracted general activity (UDA)	20,060
Carry forward general activity (UDA)	-66
16/17 Contracted orthodontic activity (UOA)	0
Carry forward orthodontic activity (UOA)	0
Baseline contract value	£548,884.61

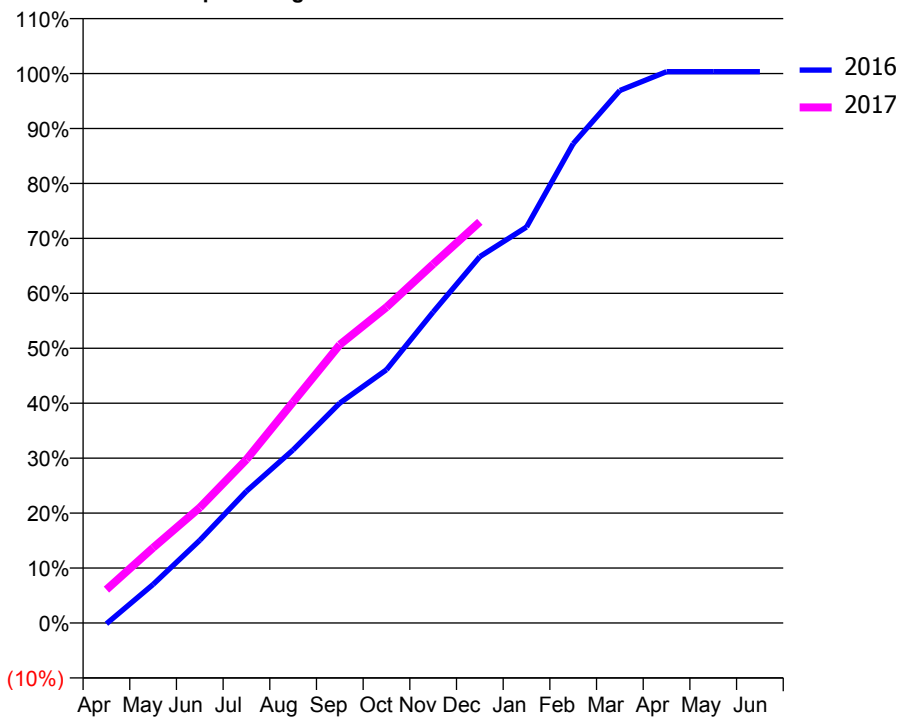
ACCESS*

Patients seen in 24 months	Total	Change since previous quarter
Quarter ending December 2015	6,777	
Quarter ending March 2016	6,863	→
Quarter ending June 2016	6,952	→
Quarter ending September 2016	6,997	→
Quarter ending December 2016	6,951	→
Variance since December 2015	2.6%	↑



ACTIVITY

Cumulative percentage of contracted UDA delivered 2016 & 2017



Month	Adjusted Scheduled Activity (UDA)	
	2016	2017
April	-34	1,217
May	1,408	2,746
June	3,022	4,215
July	4,812	5,969
August	6,321	8,071
September	8,029	10,160
October	9,245	11,531
November	11,355	13,103
December	13,376	14,644
January	14,454	
February	17,499	
March	19,440	
April	20,126	
May	20,126	
June	20,126	

QUALITY

	Quantity	Base Number	Contract	AT	Region	England
% of FP17s for the same patient ID Re-attending within 3 months - Children	144	2,175	6.6%	12.1%	11.9%	12.4%
% of FP17s for the same patient ID Re-attending within 3 months - Adults	614	4,924	12.5%	17.2%	16.5%	16.6%
% of FP17s for the same patient ID Re-attending between 3 & 9 months - Children	1,191	2,175	54.8%	55.4%	60.2%	57.5%
% of FP17s for the same patient ID Re-attending between 3 & 9 months - Adults	2,611	4,924	53.0%	48.6%	52.0%	50.4%
% of FP17s for Band 1 Urgent Courses	508	6,461	7.9%	10.8%	9.5%	9.1%
% of FP17s Relating to Free Repair or Replacements	54	6,461	0.8%	0.6%	0.7%	0.8%
% of FP17s Relating to Continuations	26	6,461	0.4%	1.0%	1.2%	1.3%
% of Patients satisfied with the dentistry they have received	8	8	N/A	92.1%	92.9%	92.7%
% of Patients satisfied with the time they had to wait for an appointment	6	8	N/A	87.9%	88.8%	88.8%

* This is based on patients treated on this contract for their most recent course of treatment. Figures in italics indicate the base number of FP17s or Patient Questionnaire responses are less than 100. N/A is shown where the base number of responses is less than 10 during the period. % is calculated as Quantity/Base number*100

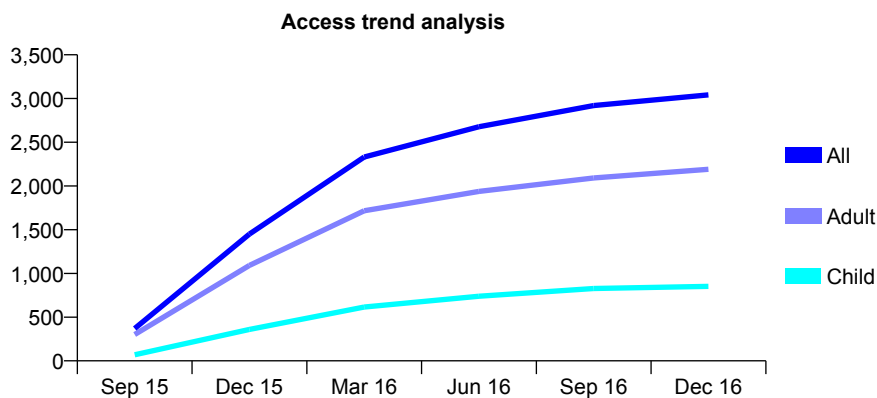
Q67 - Vital Signs At a Glance Contract Report for 176680/0001 - December 2016

Name or company name	Tricon House Dental Practice
Contract type name	GDS Contract
Purpose of contract	General
Contract start date	01/09/2015
Contract end date	

16/17 Contracted general activity (UDA)	8,599
Carry forward general activity (UDA)	-40
16/17 Contracted orthodontic activity (UOA)	0
Carry forward orthodontic activity (UOA)	0
Baseline contract value	£210,248.94

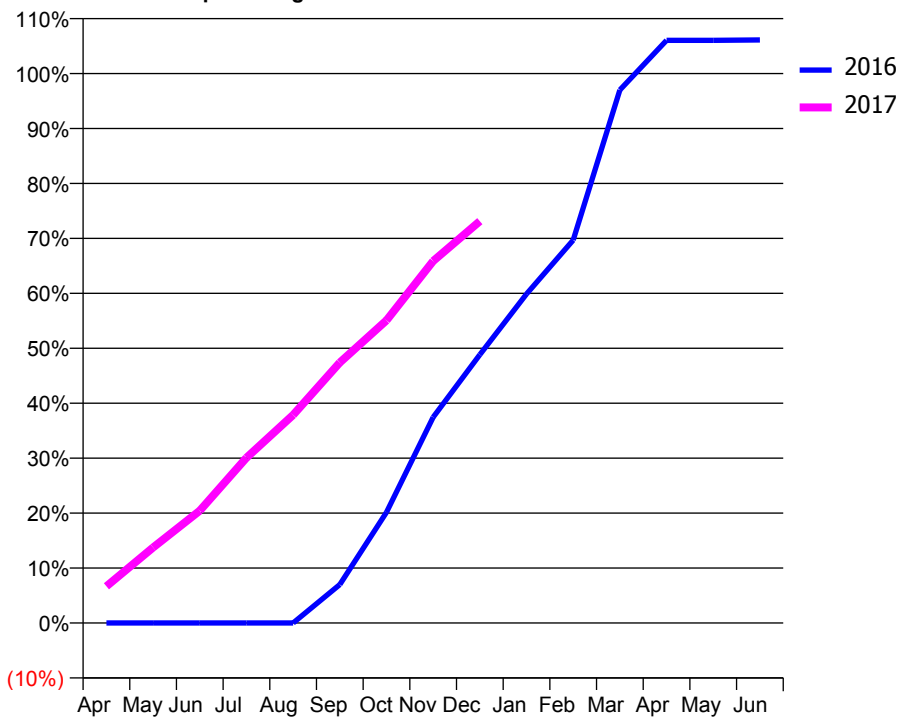
ACCESS*

Patients seen in 24 months	Total	Change since previous quarter
Quarter ending December 2015	1,450	
Quarter ending March 2016	2,331	↑
Quarter ending June 2016	2,677	↑
Quarter ending September 2016	2,920	↑
Quarter ending December 2016	3,042	↑
Variance since December 2015	109.8%	↑



ACTIVITY

Cumulative percentage of contracted UDA delivered 2016 & 2017



Adjusted Scheduled Activity (UDA)

Month	2016	2017
April	0	575
May	0	1,181
June	0	1,757
July	0	2,587
August	0	3,256
September	351	4,076
October	1,011	4,735
November	1,879	5,664
December	2,450	6,288
January	3,003	
February	3,496	
March	4,865	
April	5,319	
May	5,319	
June	5,322	

QUALITY

	Quantity	Base Number	Contract	AT	Region	England
% of FP17s for the same patient ID Re-attending within 3 months - Children	52	984	5.3%	12.1%	11.9%	12.4%
% of FP17s for the same patient ID Re-attending within 3 months - Adults	450	2,906	15.5%	17.2%	16.5%	16.6%
% of FP17s for the same patient ID Re-attending between 3 & 9 months - Children	537	984	54.6%	55.4%	60.2%	57.5%
% of FP17s for the same patient ID Re-attending between 3 & 9 months - Adults	1,805	2,906	62.1%	48.6%	52.0%	50.4%
% of FP17s for Band 1 Urgent Courses	209	3,664	5.7%	10.8%	9.5%	9.1%
% of FP17s Relating to Free Repair or Replacements	1	3,664	0.0%	0.6%	0.7%	0.8%
% of FP17s Relating to Continuations	65	3,664	1.8%	1.0%	1.2%	1.3%
% of Patients satisfied with the dentistry they have received	16	17	94.1%	92.1%	92.9%	92.7%
% of Patients satisfied with the time they had to wait for an appointment	16	17	94.1%	87.9%	88.8%	88.8%

* This is based on patients treated on this contract for their most recent course of treatment. Figures in italics indicate the base number of FP17s or Patient Questionnaire responses are less than 100. N/A is shown where the base number of responses is less than 10 during the period. % is calculated as Quantity/Base number*100

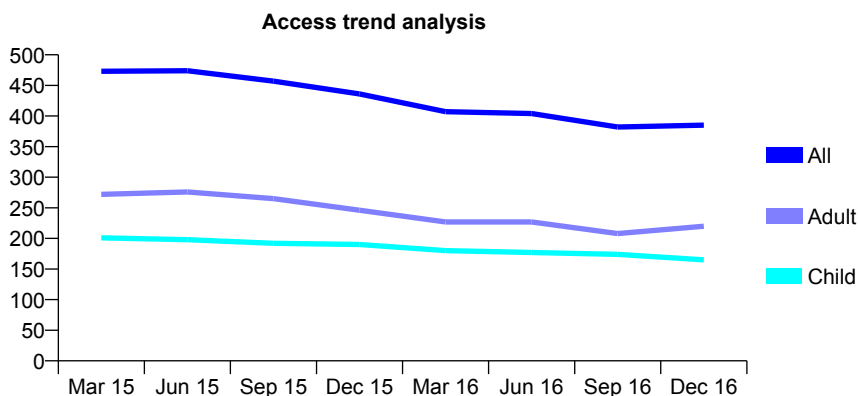
Q67 - Vital Signs At a Glance Contract Report for 181579/0001 - December 2016

Name or company name	MR M MITIC
Contract type name	GDS Contract
Purpose of contract	General
Contract start date	01/01/2014
Contract end date	

16/17 Contracted general activity (UDA)	2,435
Carry forward general activity (UDA)	0
16/17 Contracted orthodontic activity (UOA)	0
Carry forward orthodontic activity (UOA)	0
Baseline contract value	£60,634.27

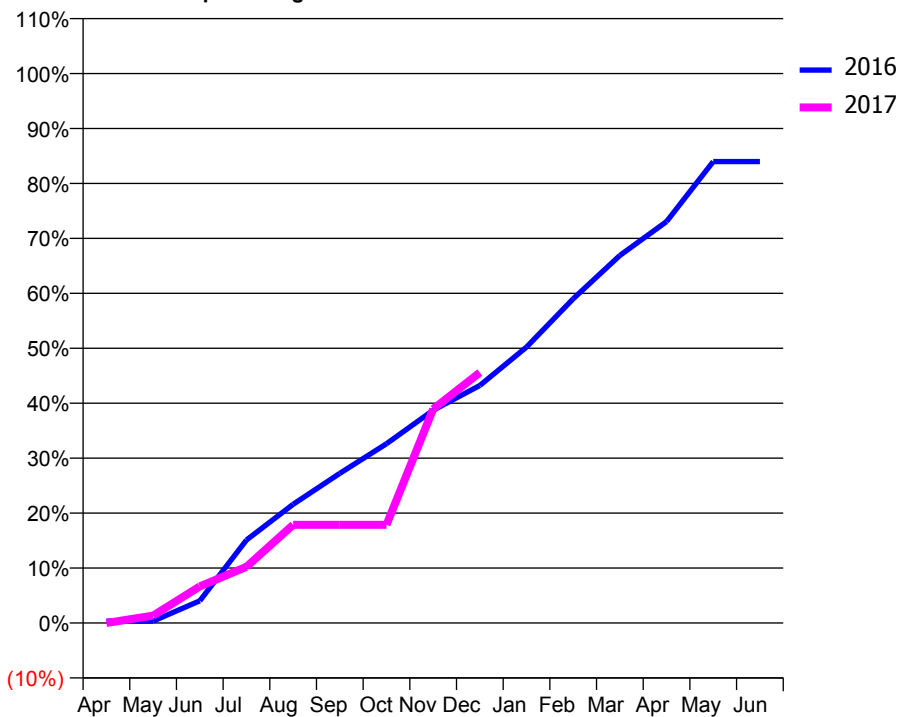
ACCESS*

Patients seen in 24 months	Total	Change since previous quarter
Quarter ending December 2015	436	
Quarter ending March 2016	407	↓
Quarter ending June 2016	404	→
Quarter ending September 2016	382	↓
Quarter ending December 2016	385	→
Variance since December 2015	(11.7%)	↓



ACTIVITY

Cumulative percentage of contracted UDA delivered 2016 & 2017



Month	Adjusted Scheduled Activity (UDA)	
	2016	2017
April	8	0
May	8	33
June	98	162
July	368	249
August	526	435
September	663	435
October	795	435
November	943	948
December	1,053	1,110
January	1,223	
February	1,437	
March	1,629	
April	1,779	
May	2,045	
June	2,045	

QUALITY

	Quantity	Base Number	Contract	AT	Region	England
% of FP17s for the same patient ID Re-attending within 3 months - Children	7	192	3.6%	12.1%	11.9%	12.4%
% of FP17s for the same patient ID Re-attending within 3 months - Adults	22	229	9.6%	17.2%	16.5%	16.6%
% of FP17s for the same patient ID Re-attending between 3 & 9 months - Children	132	192	68.8%	55.4%	60.2%	57.5%
% of FP17s for the same patient ID Re-attending between 3 & 9 months - Adults	111	229	48.5%	48.6%	52.0%	50.4%
% of FP17s for Band 1 Urgent Courses	6	362	1.7%	10.8%	9.5%	9.1%
% of FP17s Relating to Free Repair or Replacements	0	362	0.0%	0.6%	0.7%	0.8%
% of FP17s Relating to Continuations	0	362	0.0%	1.0%	1.2%	1.3%
% of Patients satisfied with the dentistry they have received	2	2	N/A	92.1%	92.9%	92.7%
% of Patients satisfied with the time they had to wait for an appointment	2	2	N/A	87.9%	88.8%	88.8%

* This is based on patients treated on this contract for their most recent course of treatment. Figures in italics indicate the base number of FP17s or Patient Questionnaire responses are less than 100. N/A is shown where the base number of responses is less than 10 during the period. % is calculated as Quantity/Base number*100

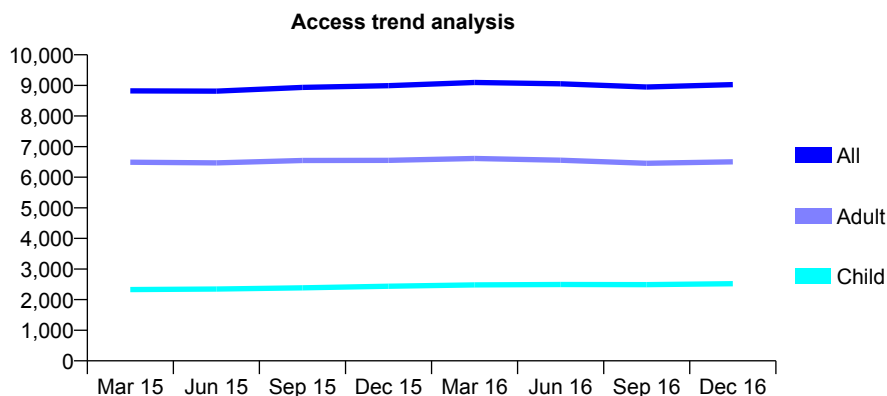
Q67 - Vital Signs At a Glance Contract Report for 182583/0001 - December 2016

Name or company name	The City Way Practice
Contract type name	GDS Contract
Purpose of contract	General
Contract start date	01/05/2012
Contract end date	

16/17 Contracted general activity (UDA)	26,183
Carry forward general activity (UDA)	8
16/17 Contracted orthodontic activity (UOA)	0
Carry forward orthodontic activity (UOA)	0
Baseline contract value	£647,215.61

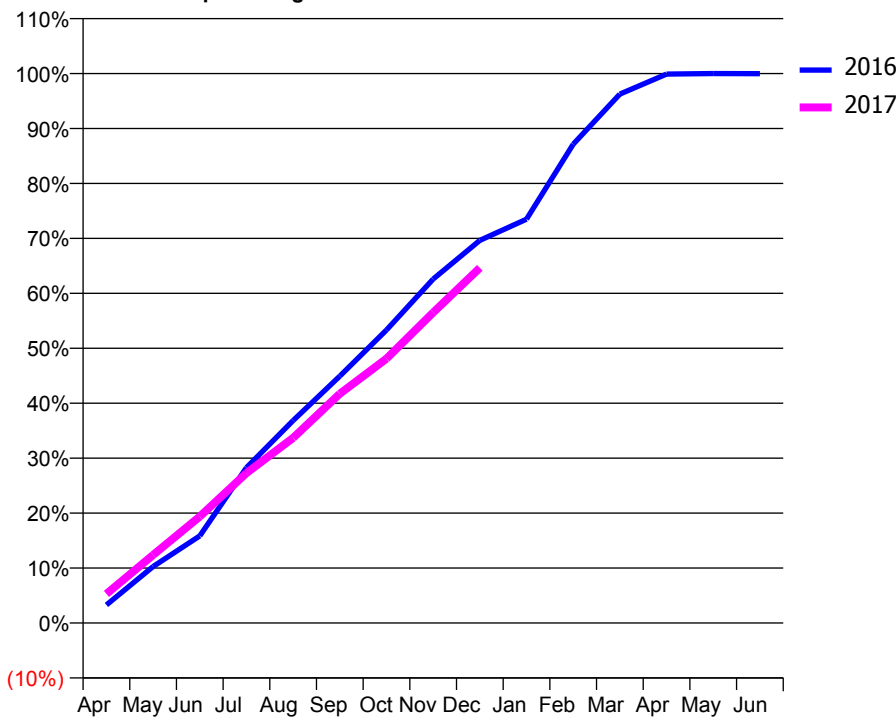
ACCESS*

Patients seen in 24 months	Total	Change since previous quarter
Quarter ending December 2015	8,990	
Quarter ending March 2016	9,094	→
Quarter ending June 2016	9,052	→
Quarter ending September 2016	8,946	↓
Quarter ending December 2016	9,026	→
Variance since December 2015	0.4%	→



ACTIVITY

Cumulative percentage of contracted UDA delivered 2016 & 2017



Month	Adjusted Scheduled Activity (UDA)	
	2016	2017
April	861	1,390
May	2,691	3,243
June	4,152	5,071
July	7,403	7,147
August	9,648	8,819
September	11,767	10,926
October	13,963	12,596
November	16,393	14,797
December	18,235	16,922
January	19,244	
February	22,813	
March	25,203	
April	26,158	
May	26,180	
June	26,175	

QUALITY

	Quantity	Base Number	Contract	AT	Region	England
% of FP17s for the same patient ID Re-attending within 3 months - Children	141	2,364	6.0%	12.1%	11.9%	12.4%
% of FP17s for the same patient ID Re-attending within 3 months - Adults	650	5,384	12.1%	17.2%	16.5%	16.6%
% of FP17s for the same patient ID Re-attending between 3 & 9 months - Children	1,125	2,364	47.6%	55.4%	60.2%	57.5%
% of FP17s for the same patient ID Re-attending between 3 & 9 months - Adults	2,284	5,384	42.4%	48.6%	52.0%	50.4%
% of FP17s for Band 1 Urgent Courses	661	7,397	8.9%	10.8%	9.5%	9.1%
% of FP17s Relating to Free Repair or Replacements	171	7,397	2.3%	0.6%	0.7%	0.8%
% of FP17s Relating to Continuations	26	7,397	0.4%	1.0%	1.2%	1.3%
% of Patients satisfied with the dentistry they have received	18	19	94.7%	92.1%	92.9%	92.7%
% of Patients satisfied with the time they had to wait for an appointment	17	19	89.5%	87.9%	88.8%	88.8%

* This is based on patients treated on this contract for their most recent course of treatment. Figures in italics indicate the base number of FP17s or Patient Questionnaire responses are less than 100. N/A is shown where the base number of responses is less than 10 during the period. % is calculated as Quantity/Base number*100

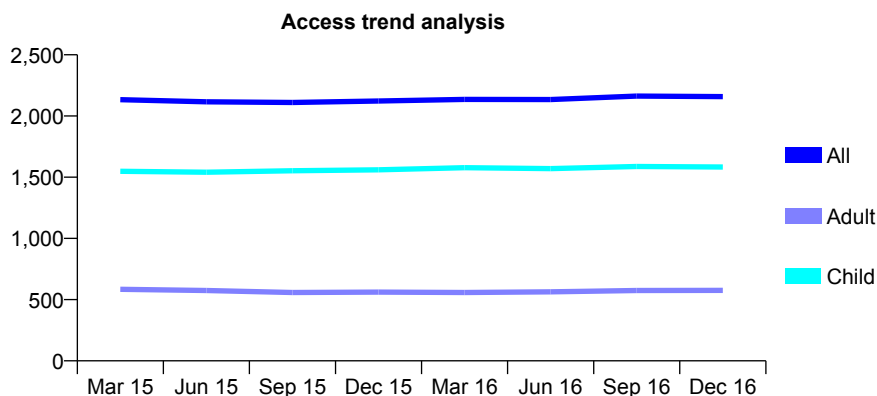
Q67 - Vital Signs At a Glance Contract Report for 183156/0001 - December 2016

Name or company name	Roseacre Dental Practice
Contract type name	GDS Contract
Purpose of contract	General
Contract start date	01/12/2012
Contract end date	

16/17 Contracted general activity (UDA)	4,700
Carry forward general activity (UDA)	0
16/17 Contracted orthodontic activity (UOA)	0
Carry forward orthodontic activity (UOA)	0
Baseline contract value	£126,335.09

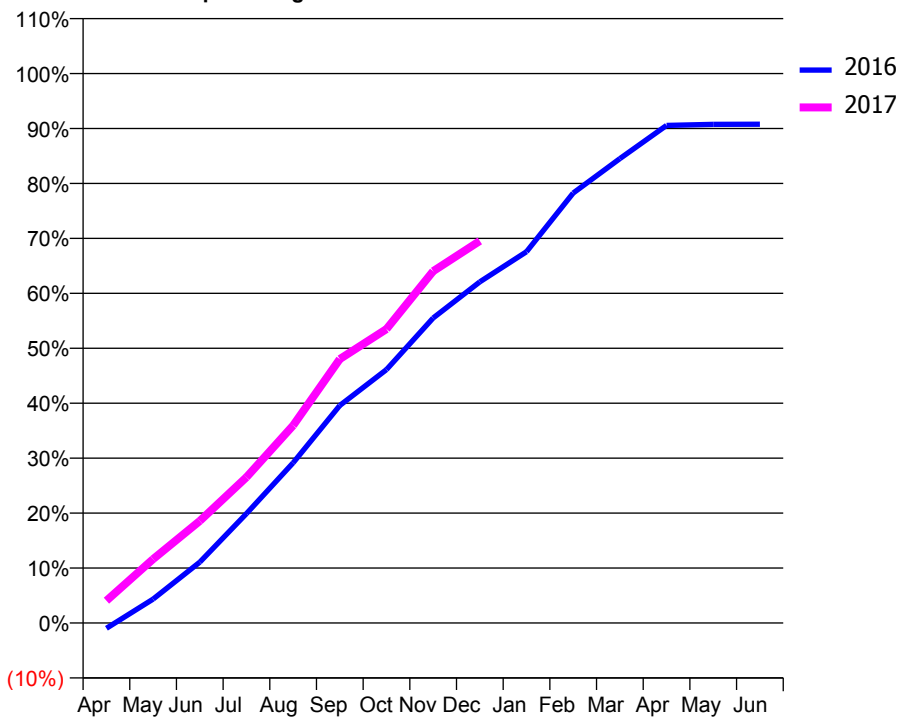
ACCESS*

Patients seen in 24 months	Total	Change since previous quarter
Quarter ending December 2015	2,123	
Quarter ending March 2016	2,136	→
Quarter ending June 2016	2,134	→
Quarter ending September 2016	2,163	→
Quarter ending December 2016	2,159	→
Variance since December 2015	1.7%	→



ACTIVITY

Cumulative percentage of contracted UDA delivered 2016 & 2017



Month	Adjusted Scheduled Activity (UDA)	
	2016	2017
April	-47	192
May	205	547
June	520	873
July	935	1,247
August	1,371	1,690
September	1,861	2,258
October	2,168	2,514
November	2,609	3,009
December	2,918	3,268
January	3,176	
February	3,678	
March	3,972	
April	4,256	
May	4,265	
June	4,266	

QUALITY

	Quantity	Base Number	Contract	AT	Region	England
% of FP17s for the same patient ID Re-attending within 3 months - Children	191	2,148	8.9%	12.1%	11.9%	12.4%
% of FP17s for the same patient ID Re-attending within 3 months - Adults	52	473	11.0%	17.2%	16.5%	16.6%
% of FP17s for the same patient ID Re-attending between 3 & 9 months - Children	1,430	2,148	66.6%	55.4%	60.2%	57.5%
% of FP17s for the same patient ID Re-attending between 3 & 9 months - Adults	304	473	64.3%	48.6%	52.0%	50.4%
% of FP17s for Band 1 Urgent Courses	106	2,388	4.4%	10.8%	9.5%	9.1%
% of FP17s Relating to Free Repair or Replacements	5	2,388	0.2%	0.6%	0.7%	0.8%
% of FP17s Relating to Continuations	3	2,388	0.1%	1.0%	1.2%	1.3%
% of Patients satisfied with the dentistry they have received	3	4	N/A	92.1%	92.9%	92.7%
% of Patients satisfied with the time they had to wait for an appointment	3	4	N/A	87.9%	88.8%	88.8%

* This is based on patients treated on this contract for their most recent course of treatment. Figures in italics indicate the base number of FP17s or Patient Questionnaire responses are less than 100. N/A is shown where the base number of responses is less than 10 during the period. % is calculated as Quantity/Base number*100

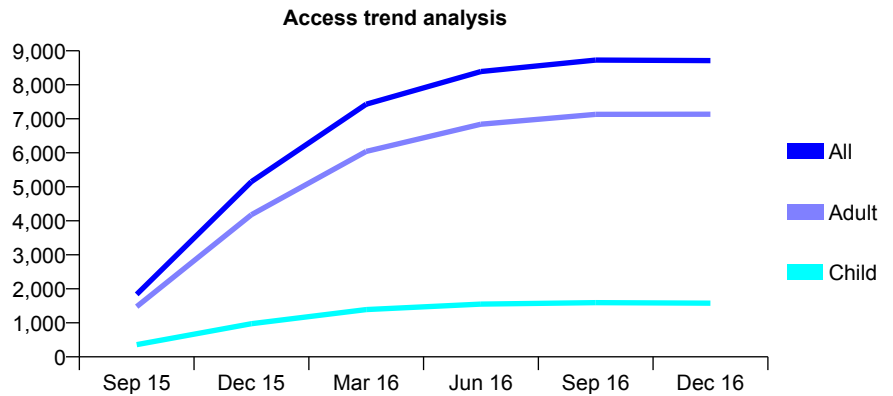
Q67 - Vital Signs At a Glance Contract Report for 183202/0002 - December 2016

Name or company name	Stanhope Road Dental Practice Partnership
Contract type name	GDS Contract
Purpose of contract	General
Contract start date	22/06/2015
Contract end date	

16/17 Contracted general activity (UDA)	40,047
Carry forward general activity (UDA)	0
16/17 Contracted orthodontic activity (UOA)	0
Carry forward orthodontic activity (UOA)	0
Baseline contract value	£995,914.13

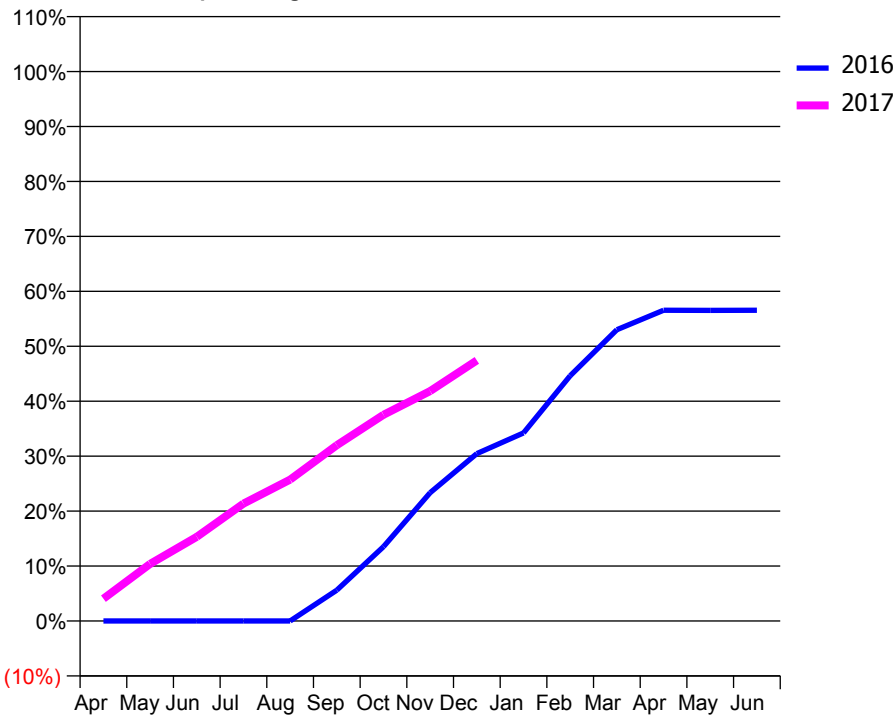
ACCESS*

Patients seen in 24 months	Total	Change since previous quarter
Quarter ending December 2015	5,150	
Quarter ending March 2016	7,431	↑
Quarter ending June 2016	8,392	↑
Quarter ending September 2016	8,727	↑
Quarter ending December 2016	8,713	→
Variance since December 2015	69.2%	↑



ACTIVITY

Cumulative percentage of contracted UDA delivered 2016 & 2017



Month	Adjusted Scheduled Activity (UDA)	
	2016	2017
April	0	1,624
May	0	4,165
June	0	6,135
July	0	8,553
August	0	10,302
September	1,779	12,809
October	4,290	15,030
November	7,409	16,755
December	9,660	18,989
January	10,852	
February	14,153	
March	16,809	
April	17,936	
May	17,925	
June	17,936	

QUALITY

	Quantity	Base Number	Contract	AT	Region	England
% of FP17s for the same patient ID Re-attending within 3 months - Children	69	1,668	4.1%	12.1%	11.9%	12.4%
% of FP17s for the same patient ID Re-attending within 3 months - Adults	911	7,980	11.4%	17.2%	16.5%	16.6%
% of FP17s for the same patient ID Re-attending between 3 & 9 months - Children	1,027	1,668	61.6%	55.4%	60.2%	57.5%
% of FP17s for the same patient ID Re-attending between 3 & 9 months - Adults	5,049	7,980	63.3%	48.6%	52.0%	50.4%
% of FP17s for Band 1 Urgent Courses	832	9,125	9.1%	10.8%	9.5%	9.1%
% of FP17s Relating to Free Repair or Replacements	54	9,125	0.6%	0.6%	0.7%	0.8%
% of FP17s Relating to Continuations	89	9,125	1.0%	1.0%	1.2%	1.3%
% of Patients satisfied with the dentistry they have received	13	14	92.9%	92.1%	92.9%	92.7%
% of Patients satisfied with the time they had to wait for an appointment	12	14	85.7%	87.9%	88.8%	88.8%

* This is based on patients treated on this contract for their most recent course of treatment. Figures in italics indicate the base number of FP17s or Patient Questionnaire responses are less than 100. N/A is shown where the base number of responses is less than 10 during the period. % is calculated as Quantity/Base number*100

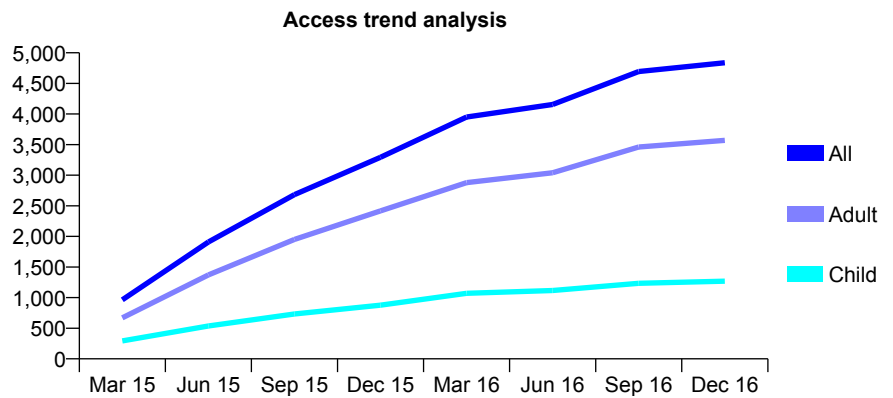
Q67 - Vital Signs At a Glance Contract Report for 183725/0001 - December 2016

Name or company name	Blackbull Road Dental Surgery
Contract type name	GDS Contract
Purpose of contract	General
Contract start date	14/01/2015
Contract end date	

16/17 Contracted general activity (UDA)	18,020
Carry forward general activity (UDA)	460
16/17 Contracted orthodontic activity (UOA)	0
Carry forward orthodontic activity (UOA)	0
Baseline contract value	£421,296.09

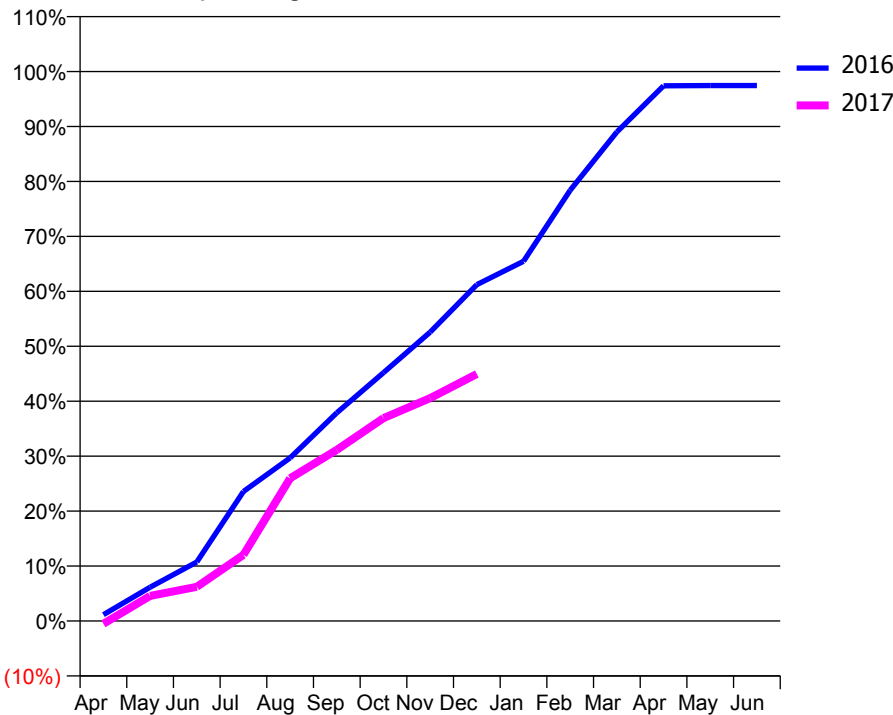
ACCESS*

Patients seen in 24 months	Total	Change since previous quarter
Quarter ending December 2015	3,293	
Quarter ending March 2016	3,950	↑
Quarter ending June 2016	4,156	↑
Quarter ending September 2016	4,694	↑
Quarter ending December 2016	4,838	↑
Variance since December 2015	46.9%	↑



ACTIVITY

Cumulative percentage of contracted UDA delivered 2016 & 2017



Month	Adjusted Scheduled Activity (UDA)	
	2016	2017
April	208	-92
May	1,109	825
June	1,936	1,123
July	4,250	2,173
August	5,351	4,680
September	6,829	5,614
October	8,145	6,655
November	9,474	7,310
December	11,029	8,102
January	11,797	
February	14,128	
March	16,039	
April	17,549	
May	17,560	
June	17,560	

QUALITY

	Quantity	Base Number	Contract	AT	Region	England
% of FP17s for the same patient ID Re-attending within 3 months - Children	74	989	7.5%	12.1%	11.9%	12.4%
% of FP17s for the same patient ID Re-attending within 3 months - Adults	392	2,574	15.2%	17.2%	16.5%	16.6%
% of FP17s for the same patient ID Re-attending between 3 & 9 months - Children	395	989	39.9%	55.4%	60.2%	57.5%
% of FP17s for the same patient ID Re-attending between 3 & 9 months - Adults	835	2,574	32.4%	48.6%	52.0%	50.4%
% of FP17s for Band 1 Urgent Courses	332	3,174	10.5%	10.8%	9.5%	9.1%
% of FP17s Relating to Free Repair or Replacements	13	3,174	0.4%	0.6%	0.7%	0.8%
% of FP17s Relating to Continuations	17	3,174	0.5%	1.0%	1.2%	1.3%
% of Patients satisfied with the dentistry they have received	8	9	N/A	92.1%	92.9%	92.7%
% of Patients satisfied with the time they had to wait for an appointment	9	9	N/A	87.9%	88.8%	88.8%

* This is based on patients treated on this contract for their most recent course of treatment. Figures in italics indicate the base number of FP17s or Patient Questionnaire responses are less than 100. N/A is shown where the base number of responses is less than 10 during the period. % is calculated as Quantity/Base number*100

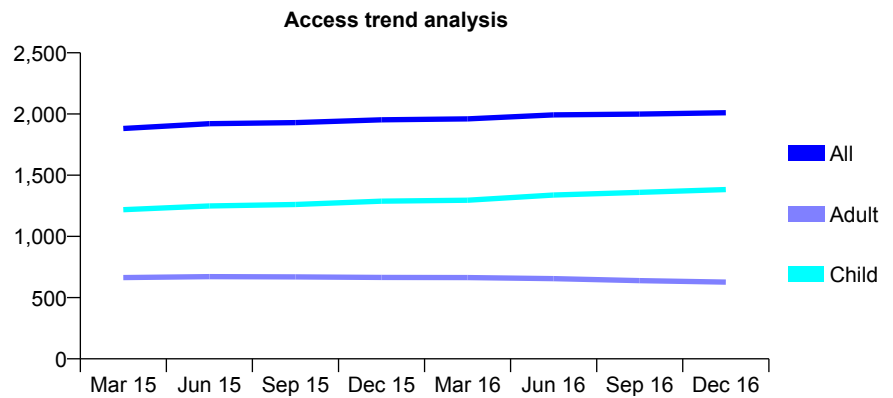
Q67 - Vital Signs At a Glance Contract Report for 186112/0001 - December 2016

Name or company name	Hoo Dental Care Ltd
Contract type name	GDS Contract
Purpose of contract	General
Contract start date	01/04/2011
Contract end date	

16/17 Contracted general activity (UDA)	5,487
Carry forward general activity (UDA)	-69
16/17 Contracted orthodontic activity (UOA)	0
Carry forward orthodontic activity (UOA)	0
Baseline contract value	£143,332.16

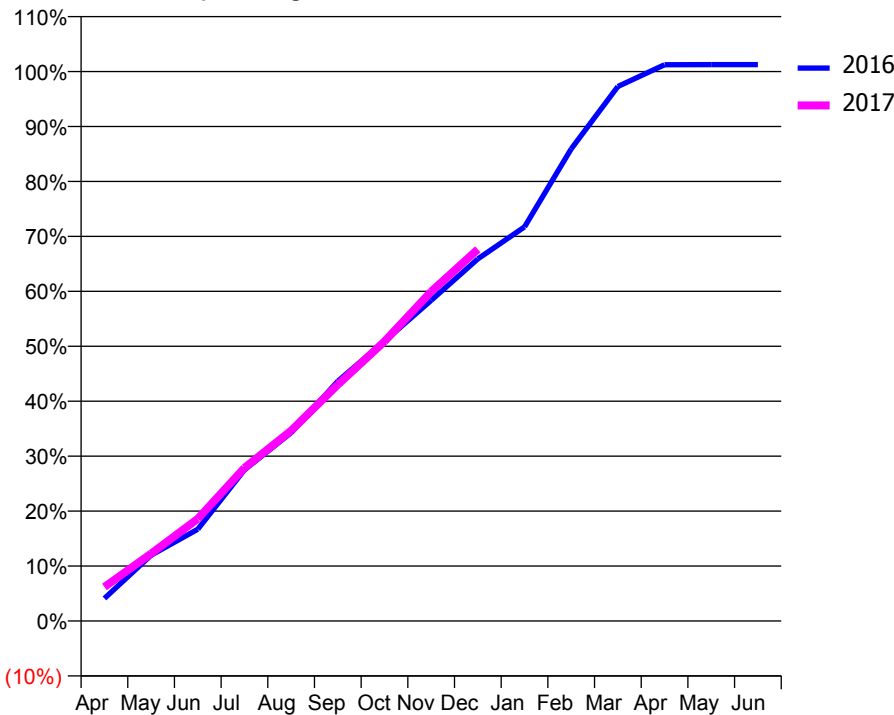
ACCESS*

Patients seen in 24 months	Total	Change since previous quarter
Quarter ending December 2015	1,953	
Quarter ending March 2016	1,960	→
Quarter ending June 2016	1,993	→
Quarter ending September 2016	1,999	→
Quarter ending December 2016	2,010	→
Variance since December 2015	2.9%	↑



ACTIVITY

Cumulative percentage of contracted UDA delivered 2016 & 2017



Month	Adjusted Scheduled Activity (UDA)	
	2016	2017
April	225	340
May	658	673
June	917	1,021
July	1,510	1,530
August	1,880	1,901
September	2,395	2,360
October	2,794	2,791
November	3,201	3,290
December	3,615	3,712
January	3,935	
February	4,714	
March	5,337	
April	5,555	
May	5,556	
June	5,556	

QUALITY

	Quantity	Base Number	Contract	AT	Region	England
% of FP17s for the same patient ID Re-attending within 3 months - Children	218	1,574	13.9%	12.1%	11.9%	12.4%
% of FP17s for the same patient ID Re-attending within 3 months - Adults	138	521	26.5%	17.2%	16.5%	16.6%
% of FP17s for the same patient ID Re-attending between 3 & 9 months - Children	843	1,574	53.6%	55.4%	60.2%	57.5%
% of FP17s for the same patient ID Re-attending between 3 & 9 months - Adults	239	521	45.9%	48.6%	52.0%	50.4%
% of FP17s for Band 1 Urgent Courses	189	1,985	9.5%	10.8%	9.5%	9.1%
% of FP17s Relating to Free Repair or Replacements	0	1,985	0.0%	0.6%	0.7%	0.8%
% of FP17s Relating to Continuations	1	1,985	0.1%	1.0%	1.2%	1.3%
% of Patients satisfied with the dentistry they have received	4	4	N/A	92.1%	92.9%	92.7%
% of Patients satisfied with the time they had to wait for an appointment	3	4	N/A	87.9%	88.8%	88.8%

* This is based on patients treated on this contract for their most recent course of treatment. Figures in italics indicate the base number of FP17s or Patient Questionnaire responses are less than 100. N/A is shown where the base number of responses is less than 10 during the period. % is calculated as Quantity/Base number*100

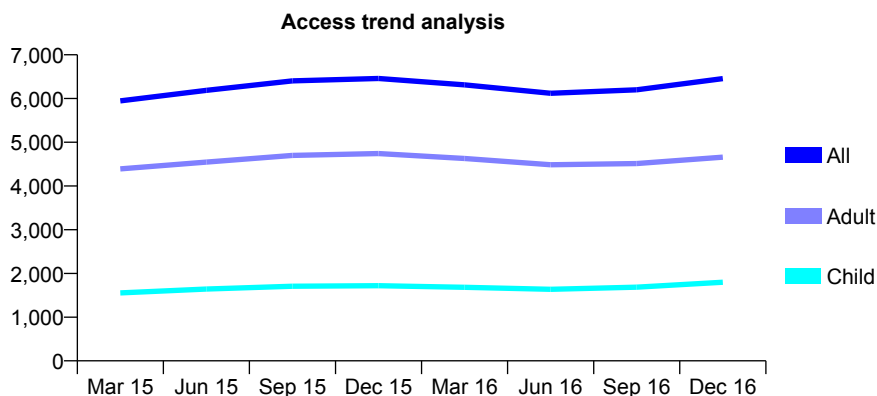
Q67 - Vital Signs At a Glance Contract Report for 192449/0001 - December 2016

Name or company name	Church Hill dental Practice
Contract type name	GDS Contract
Purpose of contract	General
Contract start date	01/04/2013
Contract end date	

16/17 Contracted general activity (UDA)	22,473
Carry forward general activity (UDA)	208
16/17 Contracted orthodontic activity (UOA)	0
Carry forward orthodontic activity (UOA)	0
Baseline contract value	£512,556.19

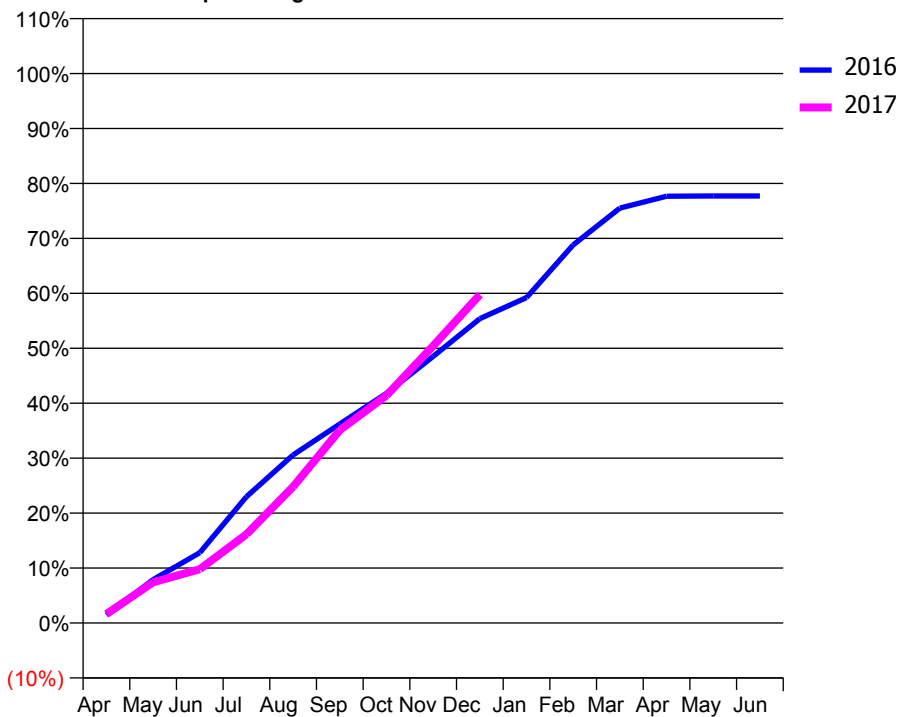
ACCESS*

Patients seen in 24 months	Total	Change since previous quarter
Quarter ending December 2015	6,460	
Quarter ending March 2016	6,313	↓
Quarter ending June 2016	6,120	↓
Quarter ending September 2016	6,198	→
Quarter ending December 2016	6,457	↑
Variance since December 2015	(0.0%)	→



ACTIVITY

Cumulative percentage of contracted UDA delivered 2016 & 2017



Month	Adjusted Scheduled Activity (UDA)	
	2016	2017
April	395	366
May	2,155	1,667
June	3,489	2,198
July	6,271	3,629
August	8,344	5,575
September	9,875	7,889
October	11,402	9,304
November	13,233	11,335
December	15,106	13,429
January	16,154	
February	18,763	
March	20,591	
April	21,185	
May	21,192	
June	21,192	

QUALITY

	Quantity	Base Number	Contract	AT	Region	England
% of FP17s for the same patient ID Re-attending within 3 months - Children	169	1,771	9.5%	12.1%	11.9%	12.4%
% of FP17s for the same patient ID Re-attending within 3 months - Adults	848	4,811	17.6%	17.2%	16.5%	16.6%
% of FP17s for the same patient ID Re-attending between 3 & 9 months - Children	800	1,771	45.2%	55.4%	60.2%	57.5%
% of FP17s for the same patient ID Re-attending between 3 & 9 months - Adults	2,218	4,811	46.1%	48.6%	52.0%	50.4%
% of FP17s for Band 1 Urgent Courses	872	6,326	13.8%	10.8%	9.5%	9.1%
% of FP17s Relating to Free Repair or Replacements	69	6,326	1.1%	0.6%	0.7%	0.8%
% of FP17s Relating to Continuations	31	6,326	0.5%	1.0%	1.2%	1.3%
% of Patients satisfied with the dentistry they have received	9	9	N/A	92.1%	92.9%	92.7%
% of Patients satisfied with the time they had to wait for an appointment	7	9	N/A	87.9%	88.8%	88.8%

* This is based on patients treated on this contract for their most recent course of treatment. Figures in italics indicate the base number of FP17s or Patient Questionnaire responses are less than 100. N/A is shown where the base number of responses is less than 10 during the period. % is calculated as Quantity/Base number*100

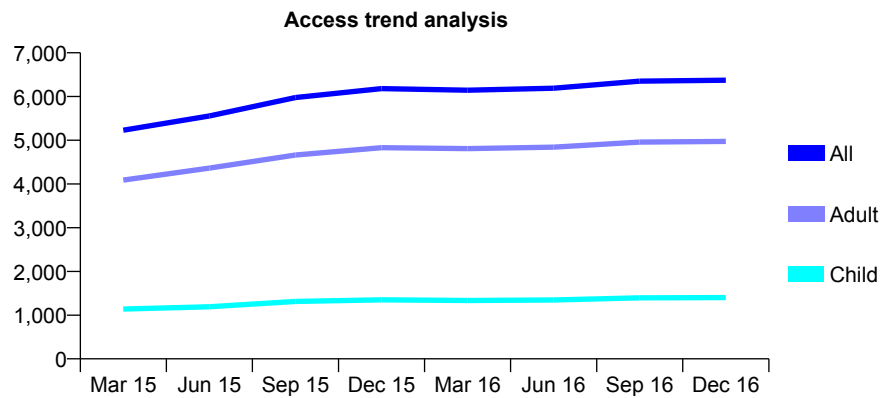
Q67 - Vital Signs At a Glance Contract Report for 192449/0002 - December 2016

Name or company name	Church Hill dental Practice
Contract type name	GDS Contract
Purpose of contract	General
Contract start date	01/04/2013
Contract end date	

16/17 Contracted general activity (UDA)	18,591
Carry forward general activity (UDA)	0
16/17 Contracted orthodontic activity (UOA)	0
Carry forward orthodontic activity (UOA)	0
Baseline contract value	£429,686.90

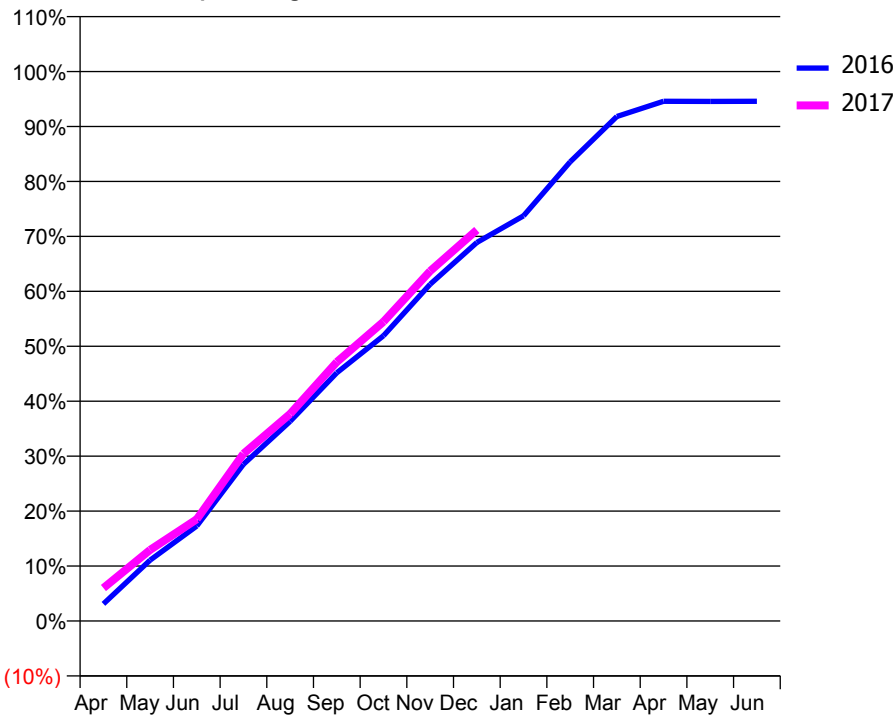
ACCESS*

Patients seen in 24 months	Total	Change since previous quarter
Quarter ending December 2015	6,180	
Quarter ending March 2016	6,144	→
Quarter ending June 2016	6,189	→
Quarter ending September 2016	6,351	↑
Quarter ending December 2016	6,373	→
Variance since December 2015	3.1%	↑



ACTIVITY

Cumulative percentage of contracted UDA delivered 2016 & 2017



Month	Adjusted Scheduled Activity (UDA)	
	2016	2017
April	581	1,116
May	2,058	2,407
June	3,212	3,445
July	5,303	5,662
August	6,755	7,008
September	8,398	8,763
October	9,653	10,125
November	11,395	11,839
December	12,807	13,230
January	13,706	
February	15,534	
March	17,069	
April	17,586	
May	17,581	
June	17,585	

QUALITY

	Quantity	Base Number	Contract	AT	Region	England
% of FP17s for the same patient ID Re-attending within 3 months - Children	130	1,636	7.9%	12.1%	11.9%	12.4%
% of FP17s for the same patient ID Re-attending within 3 months - Adults	1,053	6,110	17.2%	17.2%	16.5%	16.6%
% of FP17s for the same patient ID Re-attending between 3 & 9 months - Children	1,007	1,636	61.6%	55.4%	60.2%	57.5%
% of FP17s for the same patient ID Re-attending between 3 & 9 months - Adults	3,582	6,110	58.6%	48.6%	52.0%	50.4%
% of FP17s for Band 1 Urgent Courses	886	7,426	11.9%	10.8%	9.5%	9.1%
% of FP17s Relating to Free Repair or Replacements	37	7,426	0.5%	0.6%	0.7%	0.8%
% of FP17s Relating to Continuations	46	7,426	0.6%	1.0%	1.2%	1.3%
% of Patients satisfied with the dentistry they have received	11	15	73.3%	92.1%	92.9%	92.7%
% of Patients satisfied with the time they had to wait for an appointment	13	15	86.7%	87.9%	88.8%	88.8%

* This is based on patients treated on this contract for their most recent course of treatment. Figures in italics indicate the base number of FP17s or Patient Questionnaire responses are less than 100. N/A is shown where the base number of responses is less than 10 during the period. % is calculated as Quantity/Base number*100

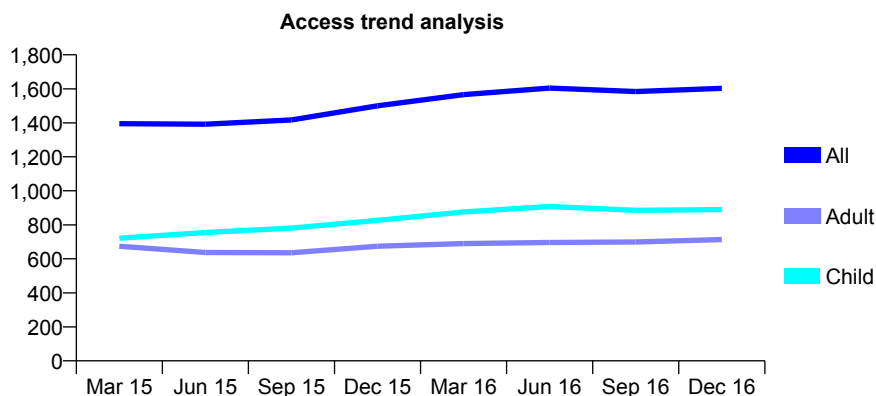
Q67 - Vital Signs At a Glance Contract Report for 192511/0001 - December 2016

Name or company name	Highstreet Medical Dental
Contract type name	GDS Contract
Purpose of contract	General
Contract start date	22/07/2012
Contract end date	

16/17 Contracted general activity (UDA)	5,107
Carry forward general activity (UDA)	-55
16/17 Contracted orthodontic activity (UOA)	0
Carry forward orthodontic activity (UOA)	0
Baseline contract value	£126,240.35

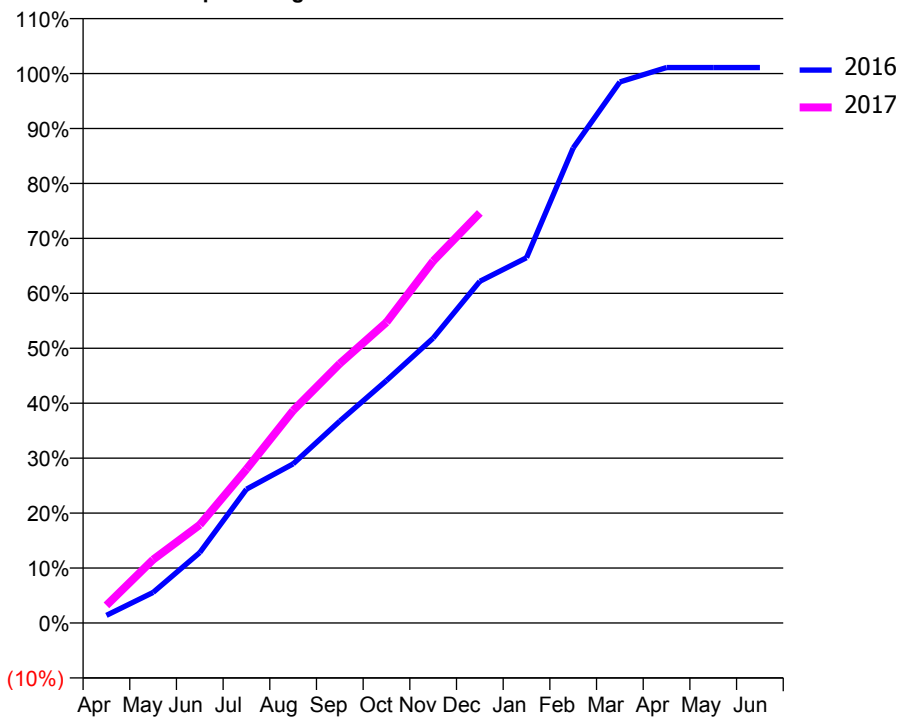
ACCESS*

Patients seen in 24 months	Total	Change since previous quarter
Quarter ending December 2015	1,500	
Quarter ending March 2016	1,566	↑
Quarter ending June 2016	1,604	↑
Quarter ending September 2016	1,584	↓
Quarter ending December 2016	1,603	→
Variance since December 2015	6.9%	↑



ACTIVITY

Cumulative percentage of contracted UDA delivered 2016 & 2017



Month	Adjusted Scheduled Activity (UDA)	
	2016	2017
April	71	165
May	284	589
June	655	912
July	1,243	1,430
August	1,479	1,974
September	1,877	2,411
October	2,254	2,795
November	2,648	3,364
December	3,176	3,812
January	3,395	
February	4,415	
March	5,029	
April	5,162	
May	5,162	
June	5,162	

QUALITY

	Quantity	Base Number	Contract	AT	Region	England
% of FP17s for the same patient ID Re-attending within 3 months - Children	80	841	9.5%	12.1%	11.9%	12.4%
% of FP17s for the same patient ID Re-attending within 3 months - Adults	147	600	24.5%	17.2%	16.5%	16.6%
% of FP17s for the same patient ID Re-attending between 3 & 9 months - Children	361	841	42.9%	55.4%	60.2%	57.5%
% of FP17s for the same patient ID Re-attending between 3 & 9 months - Adults	223	600	37.2%	48.6%	52.0%	50.4%
% of FP17s for Band 1 Urgent Courses	113	1,161	9.7%	10.8%	9.5%	9.1%
% of FP17s Relating to Free Repair or Replacements	2	1,161	0.2%	0.6%	0.7%	0.8%
% of FP17s Relating to Continuations	0	1,161	0.0%	1.0%	1.2%	1.3%
% of Patients satisfied with the dentistry they have received	2	3	N/A	92.1%	92.9%	92.7%
% of Patients satisfied with the time they had to wait for an appointment	3	3	N/A	87.9%	88.8%	88.8%

* This is based on patients treated on this contract for their most recent course of treatment. Figures in italics indicate the base number of FP17s or Patient Questionnaire responses are less than 100. N/A is shown where the base number of responses is less than 10 during the period. % is calculated as Quantity/Base number*100

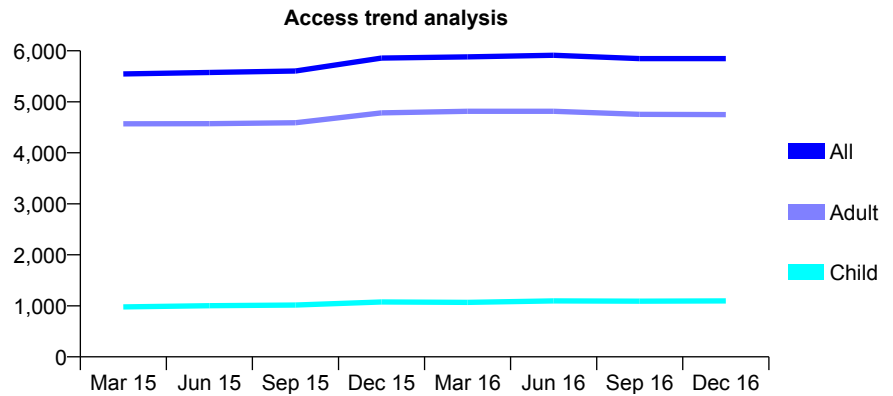
Q67 - Vital Signs At a Glance Contract Report for 193224/0001 - December 2016

Name or company name	Wyndcott Ltd
Contract type name	GDS Contract
Purpose of contract	General
Contract start date	01/04/2013
Contract end date	

16/17 Contracted general activity (UDA)	15,384
Carry forward general activity (UDA)	-308
16/17 Contracted orthodontic activity (UOA)	0
Carry forward orthodontic activity (UOA)	0
Baseline contract value	£376,153.56

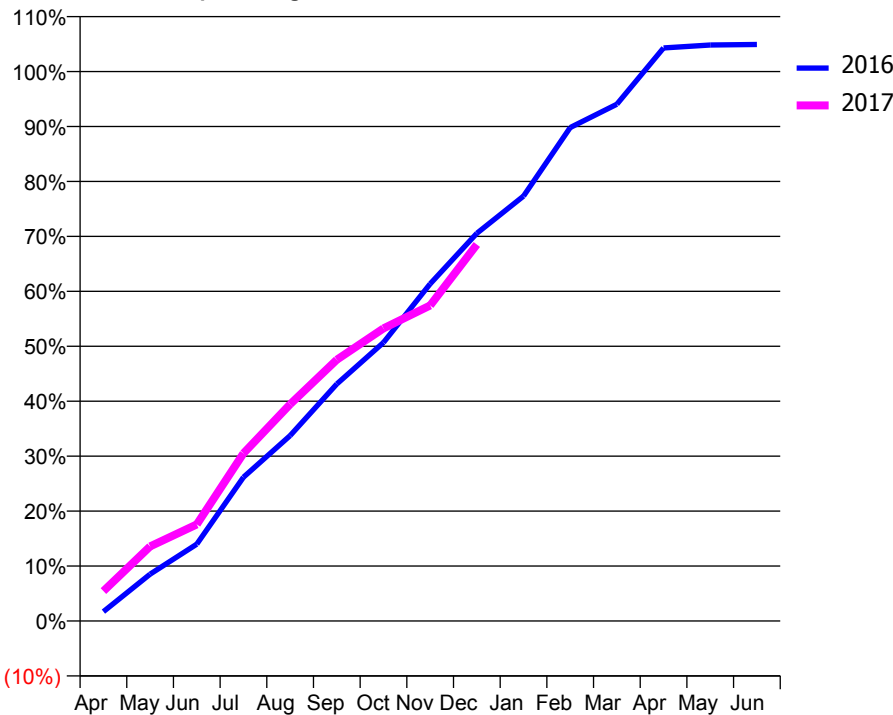
ACCESS*

Patients seen in 24 months	Total	Change since previous quarter
Quarter ending December 2015	5,858	
Quarter ending March 2016	5,882	→
Quarter ending June 2016	5,912	→
Quarter ending September 2016	5,846	↓
Quarter ending December 2016	5,847	→
Variance since December 2015	(0.2%)	→



ACTIVITY

Cumulative percentage of contracted UDA delivered 2016 & 2017



Month	Adjusted Scheduled Activity (UDA)	
	2016	2017
April	262	837
May	1,312	2,088
June	2,151	2,706
July	4,028	4,693
August	5,190	6,067
September	6,636	7,314
October	7,798	8,192
November	9,439	8,833
December	10,855	10,542
January	11,896	
February	13,814	
March	14,467	
April	16,043	
May	16,127	
June	16,141	

QUALITY

	Quantity	Base Number	Contract	AT	Region	England
% of FP17s for the same patient ID Re-attending within 3 months - Children	91	1,214	7.5%	12.1%	11.9%	12.4%
% of FP17s for the same patient ID Re-attending within 3 months - Adults	582	4,845	12.0%	17.2%	16.5%	16.6%
% of FP17s for the same patient ID Re-attending between 3 & 9 months - Children	732	1,214	60.3%	55.4%	60.2%	57.5%
% of FP17s for the same patient ID Re-attending between 3 & 9 months - Adults	2,857	4,845	59.0%	48.6%	52.0%	50.4%
% of FP17s for Band 1 Urgent Courses	432	4,830	8.9%	10.8%	9.5%	9.1%
% of FP17s Relating to Free Repair or Replacements	18	4,830	0.4%	0.6%	0.7%	0.8%
% of FP17s Relating to Continuations	14	4,830	0.3%	1.0%	1.2%	1.3%
% of Patients satisfied with the dentistry they have received	13	17	76.5%	92.1%	92.9%	92.7%
% of Patients satisfied with the time they had to wait for an appointment	15	17	88.2%	87.9%	88.8%	88.8%

* This is based on patients treated on this contract for their most recent course of treatment. Figures in italics indicate the base number of FP17s or Patient Questionnaire responses are less than 100. N/A is shown where the base number of responses is less than 10 during the period. % is calculated as Quantity/Base number*100

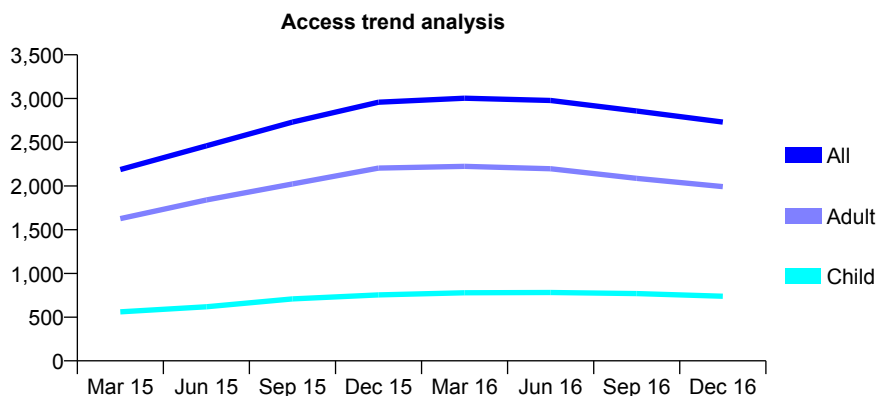
Q67 - Vital Signs At a Glance Contract Report for 195081/0001 - December 2016

Name or company name	Photay and Associates
Contract type name	GDS Contract
Purpose of contract	General
Contract start date	16/11/2013
Contract end date	

16/17 Contracted general activity (UDA)	8,016
Carry forward general activity (UDA)	-159
16/17 Contracted orthodontic activity (UOA)	0
Carry forward orthodontic activity (UOA)	0
Baseline contract value	£227,046.15

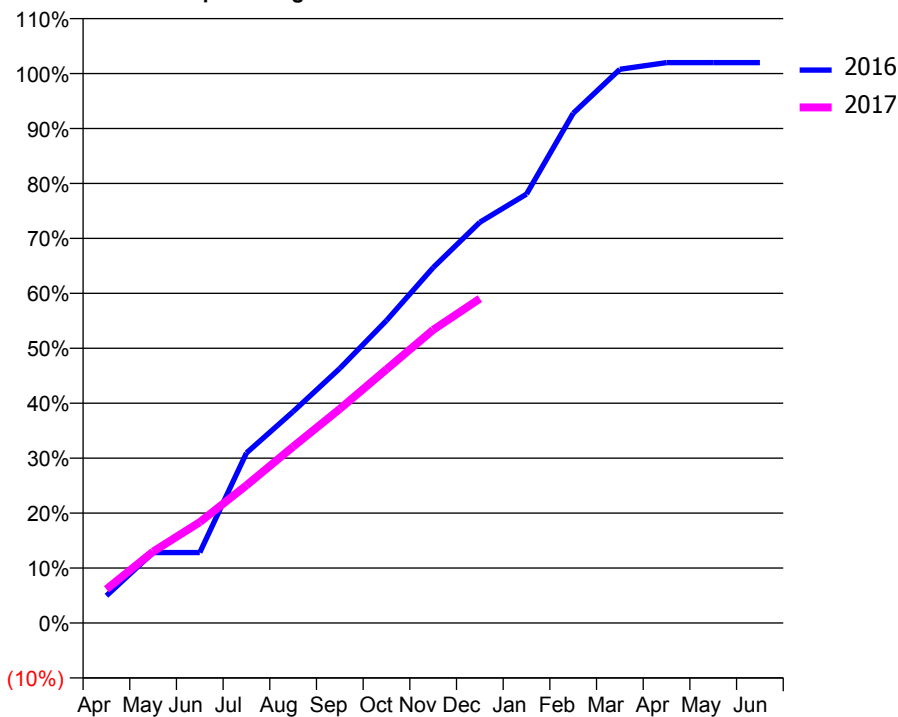
ACCESS*

Patients seen in 24 months	Total	Change since previous quarter
Quarter ending December 2015	2,958	
Quarter ending March 2016	3,004	→
Quarter ending June 2016	2,978	→
Quarter ending September 2016	2,857	↓
Quarter ending December 2016	2,731	↓
Variance since December 2015	(7.7%)	↓



ACTIVITY

Cumulative percentage of contracted UDA delivered 2016 & 2017



Month	Adjusted Scheduled Activity (UDA)	
	2016	2017
April	397	493
May	1,028	1,043
June	1,028	1,471
July	2,480	2,009
August	3,084	2,572
September	3,715	3,124
October	4,413	3,701
November	5,185	4,276
December	5,846	4,731
January	6,257	
February	7,436	
March	8,078	
April	8,175	
May	8,175	
June	8,175	

QUALITY

	Quantity	Base Number	Contract	AT	Region	England
% of FP17s for the same patient ID Re-attending within 3 months - Children	42	491	8.6%	12.1%	11.9%	12.4%
% of FP17s for the same patient ID Re-attending within 3 months - Adults	205	1,387	14.8%	17.2%	16.5%	16.6%
% of FP17s for the same patient ID Re-attending between 3 & 9 months - Children	127	491	25.9%	55.4%	60.2%	57.5%
% of FP17s for the same patient ID Re-attending between 3 & 9 months - Adults	411	1,387	29.6%	48.6%	52.0%	50.4%
% of FP17s for Band 1 Urgent Courses	320	1,821	17.6%	10.8%	9.5%	9.1%
% of FP17s Relating to Free Repair or Replacements	0	1,821	0.0%	0.6%	0.7%	0.8%
% of FP17s Relating to Continuations	15	1,821	0.8%	1.0%	1.2%	1.3%
% of Patients satisfied with the dentistry they have received	3	4	N/A	92.1%	92.9%	92.7%
% of Patients satisfied with the time they had to wait for an appointment	4	4	N/A	87.9%	88.8%	88.8%

* This is based on patients treated on this contract for their most recent course of treatment. Figures in italics indicate the base number of FP17s or Patient Questionnaire responses are less than 100. N/A is shown where the base number of responses is less than 10 during the period. % is calculated as Quantity/Base number*100

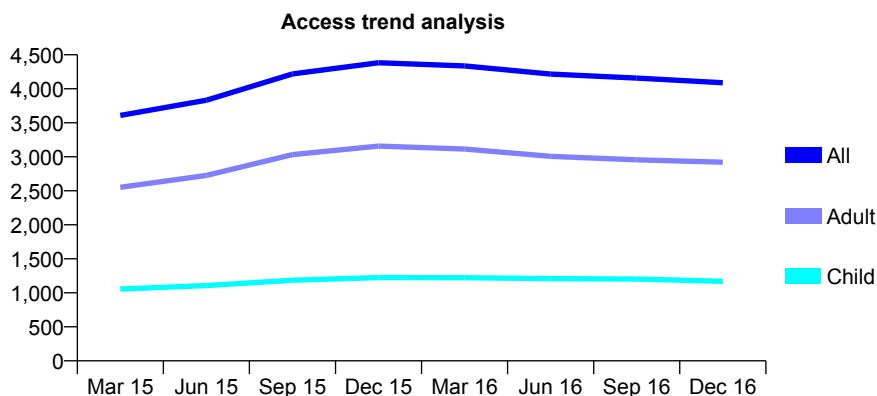
Q67 - Vital Signs At a Glance Contract Report for 195081/0002 - December 2016

Name or company name	Photay and Associates
Contract type name	GDS Contract
Purpose of contract	General
Contract start date	16/11/2013
Contract end date	

16/17 Contracted general activity (UDA)	10,027
Carry forward general activity (UDA)	-16
16/17 Contracted orthodontic activity (UOA)	0
Carry forward orthodontic activity (UOA)	0
Baseline contract value	£278,877.06

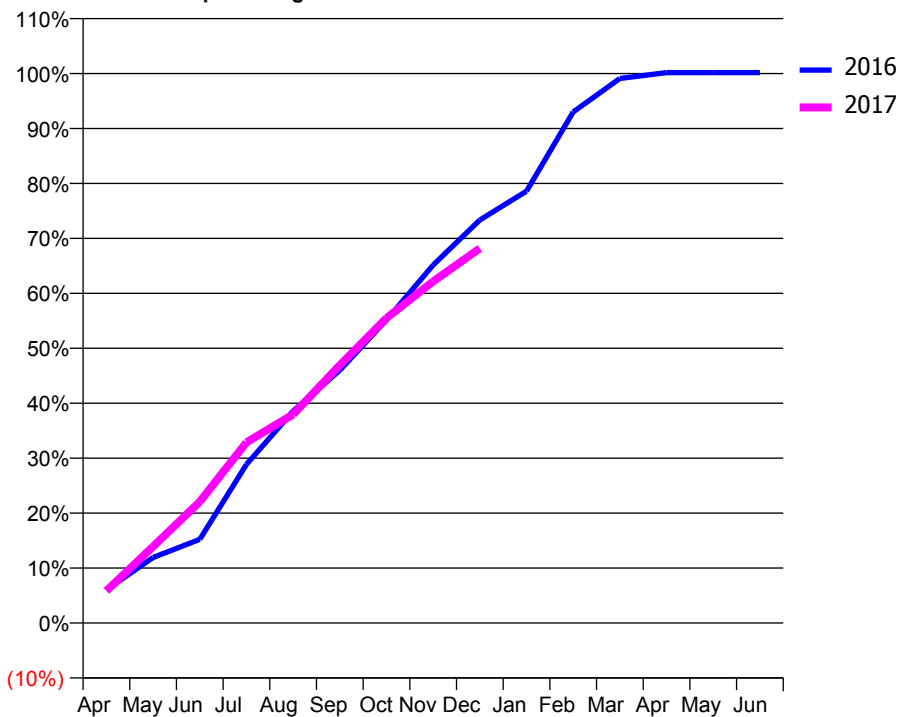
ACCESS*

Patients seen in 24 months	Total	Change since previous quarter
Quarter ending December 2015	4,383	
Quarter ending March 2016	4,337	↓
Quarter ending June 2016	4,216	↓
Quarter ending September 2016	4,158	↓
Quarter ending December 2016	4,090	↓
Variance since December 2015	(6.7%)	↓



ACTIVITY

Cumulative percentage of contracted UDA delivered 2016 & 2017



Month	Adjusted Scheduled Activity (UDA)	
	2016	2017
April	604	587
May	1,196	1,396
June	1,528	2,213
July	2,895	3,295
August	3,868	3,808
September	4,613	4,705
October	5,529	5,563
November	6,532	6,232
December	7,353	6,836
January	7,880	
February	9,325	
March	9,937	
April	10,043	
May	10,043	
June	10,043	

QUALITY

	Quantity	Base Number	Contract	AT	Region	England
% of FP17s for the same patient ID Re-attending within 3 months - Children	44	897	4.9%	12.1%	11.9%	12.4%
% of FP17s for the same patient ID Re-attending within 3 months - Adults	204	1,999	10.2%	17.2%	16.5%	16.6%
% of FP17s for the same patient ID Re-attending between 3 & 9 months - Children	299	897	33.3%	55.4%	60.2%	57.5%
% of FP17s for the same patient ID Re-attending between 3 & 9 months - Adults	613	1,999	30.7%	48.6%	52.0%	50.4%
% of FP17s for Band 1 Urgent Courses	343	2,832	12.1%	10.8%	9.5%	9.1%
% of FP17s Relating to Free Repair or Replacements	2	2,832	0.1%	0.6%	0.7%	0.8%
% of FP17s Relating to Continuations	11	2,832	0.4%	1.0%	1.2%	1.3%
% of Patients satisfied with the dentistry they have received	4	4	N/A	92.1%	92.9%	92.7%
% of Patients satisfied with the time they had to wait for an appointment	3	4	N/A	87.9%	88.8%	88.8%

* This is based on patients treated on this contract for their most recent course of treatment. Figures in italics indicate the base number of FP17s or Patient Questionnaire responses are less than 100. N/A is shown where the base number of responses is less than 10 during the period. % is calculated as Quantity/Base number*100

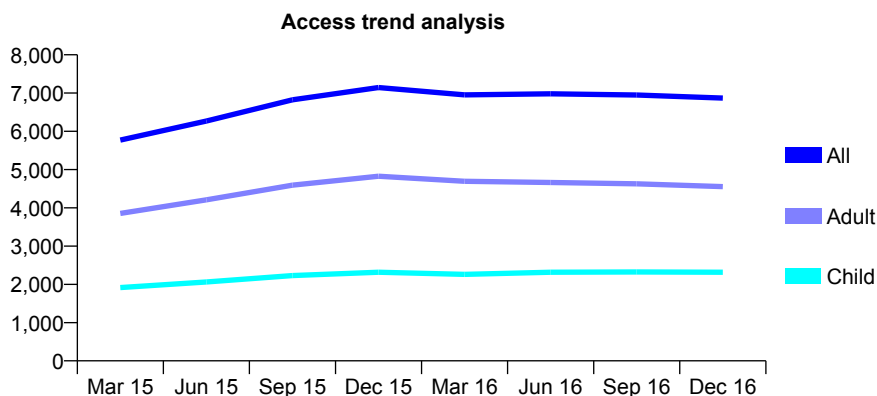
Q67 - Vital Signs At a Glance Contract Report for 195081/0003 - December 2016

Name or company name	Photay and Associates
Contract type name	GDS Contract
Purpose of contract	General
Contract start date	16/11/2013
Contract end date	

16/17 Contracted general activity (UDA)	16,891
Carry forward general activity (UDA)	-84
16/17 Contracted orthodontic activity (UOA)	0
Carry forward orthodontic activity (UOA)	0
Baseline contract value	£412,991.61

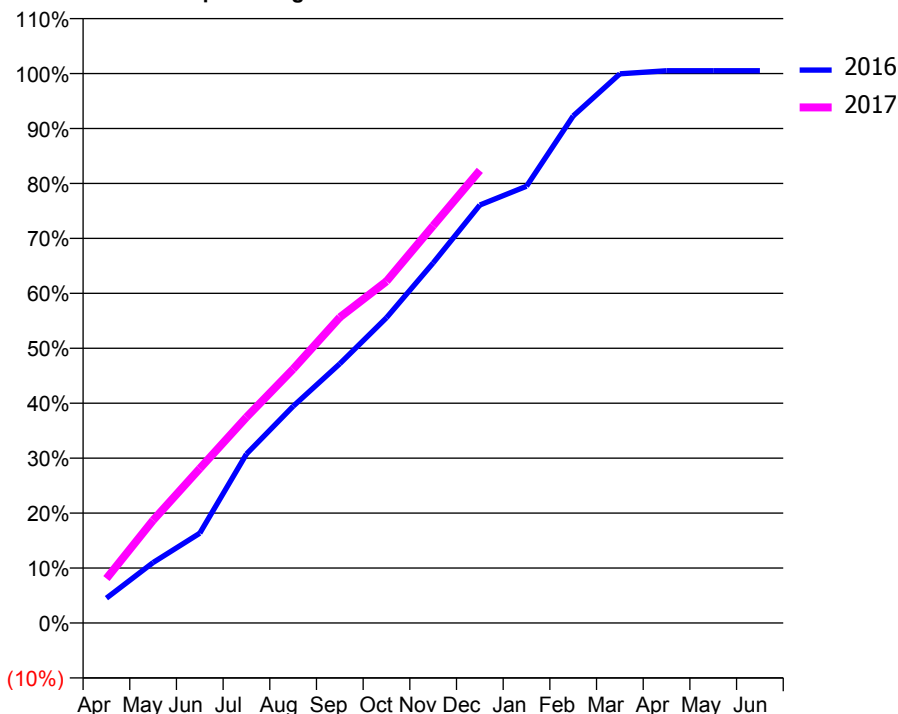
ACCESS*

Patients seen in 24 months	Total	Change since previous quarter
Quarter ending December 2015	7,143	
Quarter ending March 2016	6,954	↓
Quarter ending June 2016	6,979	→
Quarter ending September 2016	6,950	→
Quarter ending December 2016	6,870	↓
Variance since December 2015	(3.8%)	↓



ACTIVITY

Cumulative percentage of contracted UDA delivered 2016 & 2017



Month	Adjusted Scheduled Activity (UDA)	
	2016	2017
April	764	1,366
May	1,857	3,156
June	2,761	4,749
July	5,195	6,327
August	6,664	7,805
September	7,970	9,395
October	9,385	10,503
November	11,071	12,214
December	12,849	13,912
January	13,428	
February	15,586	
March	16,881	
April	16,975	
May	16,975	
June	16,975	

QUALITY

	Quantity	Base Number	Contract	AT	Region	England
% of FP17s for the same patient ID Re-attending within 3 months - Children	206	2,338	8.8%	12.1%	11.9%	12.4%
% of FP17s for the same patient ID Re-attending within 3 months - Adults	677	4,066	16.7%	17.2%	16.5%	16.6%
% of FP17s for the same patient ID Re-attending between 3 & 9 months - Children	1,097	2,338	46.9%	55.4%	60.2%	57.5%
% of FP17s for the same patient ID Re-attending between 3 & 9 months - Adults	1,432	4,066	35.2%	48.6%	52.0%	50.4%
% of FP17s for Band 1 Urgent Courses	652	6,369	10.2%	10.8%	9.5%	9.1%
% of FP17s Relating to Free Repair or Replacements	60	6,369	0.9%	0.6%	0.7%	0.8%
% of FP17s Relating to Continuations	131	6,369	2.1%	1.0%	1.2%	1.3%
% of Patients satisfied with the dentistry they have received	4	5	N/A	92.1%	92.9%	92.7%
% of Patients satisfied with the time they had to wait for an appointment	2	5	N/A	87.9%	88.8%	88.8%

* This is based on patients treated on this contract for their most recent course of treatment. Figures in italics indicate the base number of FP17s or Patient Questionnaire responses are less than 100. N/A is shown where the base number of responses is less than 10 during the period. % is calculated as Quantity/Base number*100

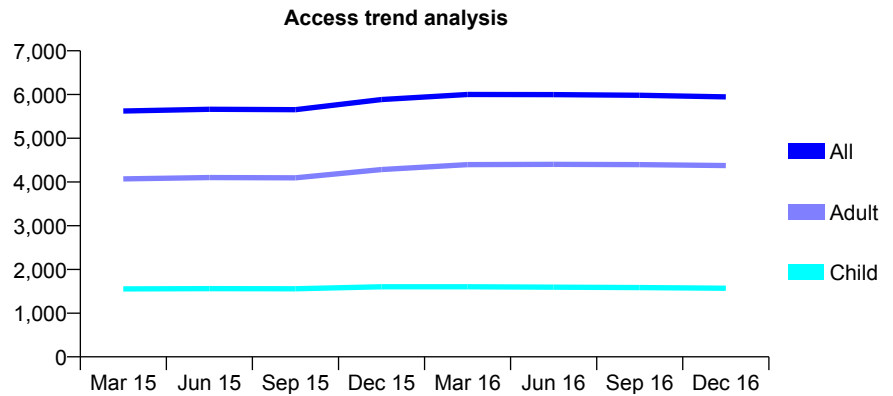
Q67 - Vital Signs At a Glance Contract Report for 196770/0001 - December 2016

Name or company name	Simply Bright
Contract type name	GDS Contract
Purpose of contract	General
Contract start date	01/06/2011
Contract end date	

16/17 Contracted general activity (UDA)	14,148
Carry forward general activity (UDA)	545
16/17 Contracted orthodontic activity (UOA)	0
Carry forward orthodontic activity (UOA)	0
Baseline contract value	£372,295.88

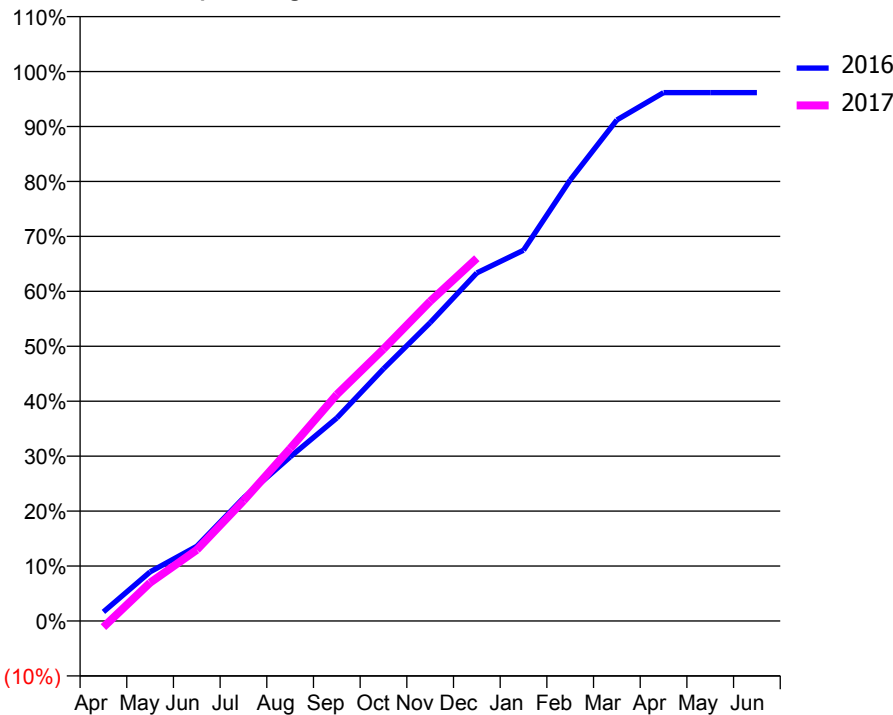
ACCESS*

Patients seen in 24 months	Total	Change since previous quarter
Quarter ending December 2015	5,886	
Quarter ending March 2016	6,000	→
Quarter ending June 2016	5,998	→
Quarter ending September 2016	5,982	→
Quarter ending December 2016	5,945	→
Variance since December 2015	1.0%	→



ACTIVITY

Cumulative percentage of contracted UDA delivered 2016 & 2017



Month	Adjusted Scheduled Activity (UDA)	
	2016	2017
April	236	-158
May	1,264	986
June	1,924	1,833
July	3,167	3,094
August	4,223	4,441
September	5,229	5,831
October	6,496	7,001
November	7,680	8,230
December	8,964	9,339
January	9,546	
February	11,357	
March	12,900	
April	13,603	
May	13,603	
June	13,603	

QUALITY

	Quantity	Base Number	Contract	AT	Region	England
% of FP17s for the same patient ID Re-attending within 3 months - Children	138	1,986	6.9%	12.1%	11.9%	12.4%
% of FP17s for the same patient ID Re-attending within 3 months - Adults	625	4,469	14.0%	17.2%	16.5%	16.6%
% of FP17s for the same patient ID Re-attending between 3 & 9 months - Children	1,335	1,986	67.2%	55.4%	60.2%	57.5%
% of FP17s for the same patient ID Re-attending between 3 & 9 months - Adults	2,314	4,469	51.8%	48.6%	52.0%	50.4%
% of FP17s for Band 1 Urgent Courses	330	5,531	6.0%	10.8%	9.5%	9.1%
% of FP17s Relating to Free Repair or Replacements	19	5,531	0.3%	0.6%	0.7%	0.8%
% of FP17s Relating to Continuations	88	5,531	1.6%	1.0%	1.2%	1.3%
% of Patients satisfied with the dentistry they have received	5	5	N/A	92.1%	92.9%	92.7%
% of Patients satisfied with the time they had to wait for an appointment	5	5	N/A	87.9%	88.8%	88.8%

* This is based on patients treated on this contract for their most recent course of treatment. Figures in italics indicate the base number of FP17s or Patient Questionnaire responses are less than 100. N/A is shown where the base number of responses is less than 10 during the period. % is calculated as Quantity/Base number*100

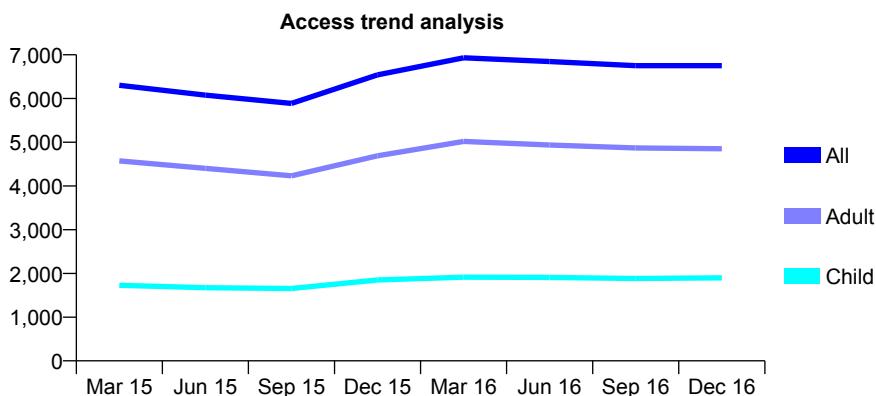
Q67 - Vital Signs At a Glance Contract Report for 196770/0002 - December 2016

Name or company name	Simply Bright
Contract type name	GDS Contract
Purpose of contract	General
Contract start date	01/06/2011
Contract end date	

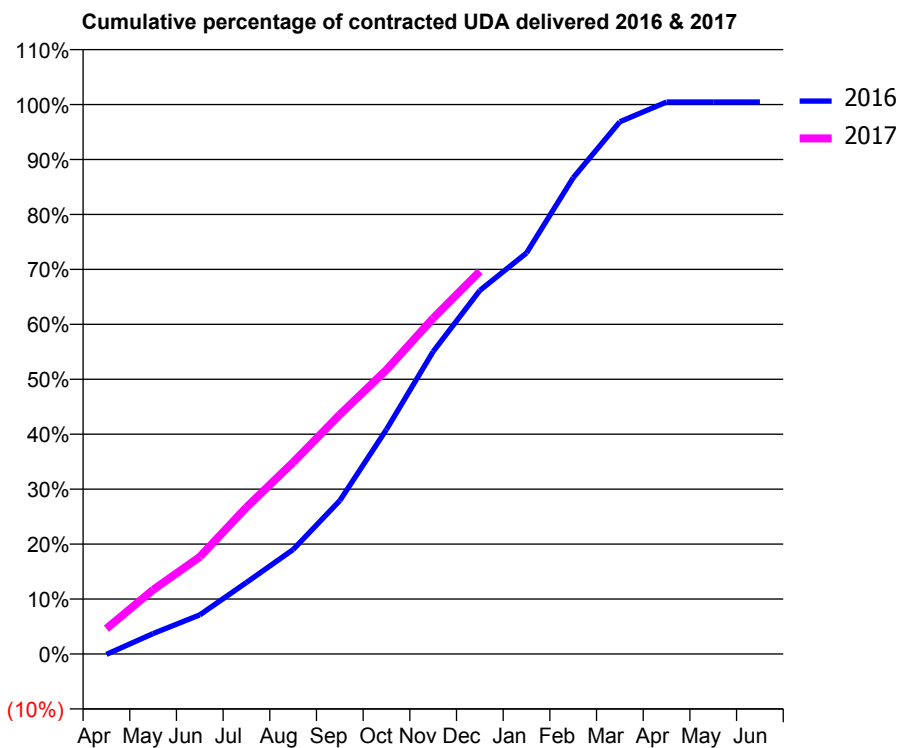
16/17 Contracted general activity (UDA)	18,000
Carry forward general activity (UDA)	-80
16/17 Contracted orthodontic activity (UOA)	0
Carry forward orthodontic activity (UOA)	0
Baseline contract value	£472,582.16

ACCESS*

Patients seen in 24 months	Total	Change since previous quarter
Quarter ending December 2015	6,540	
Quarter ending March 2016	6,932	↑
Quarter ending June 2016	6,846	↓
Quarter ending September 2016	6,752	↓
Quarter ending December 2016	6,751	→
Variance since December 2015	3.2%	↑



ACTIVITY



Month	Adjusted Scheduled Activity (UDA)	
	2016	2017
April	-16	831
May	672	2,105
June	1,282	3,181
July	2,344	4,809
August	3,424	6,277
September	5,023	7,844
October	7,358	9,312
November	9,909	11,001
December	11,909	12,533
January	13,135	
February	15,602	
March	17,435	
April	18,080	
May	18,080	
June	18,080	

QUALITY

	Quantity	Base Number	Contract	AT	Region	England
% of FP17s for the same patient ID Re-attending within 3 months - Children	145	1,844	7.9%	12.1%	11.9%	12.4%
% of FP17s for the same patient ID Re-attending within 3 months - Adults	824	4,649	17.7%	17.2%	16.5%	16.6%
% of FP17s for the same patient ID Re-attending between 3 & 9 months - Children	829	1,844	45.0%	55.4%	60.2%	57.5%
% of FP17s for the same patient ID Re-attending between 3 & 9 months - Adults	2,008	4,649	43.2%	48.6%	52.0%	50.4%
% of FP17s for Band 1 Urgent Courses	624	6,217	10.0%	10.8%	9.5%	9.1%
% of FP17s Relating to Free Repair or Replacements	31	6,217	0.5%	0.6%	0.7%	0.8%
% of FP17s Relating to Continuations	171	6,217	2.8%	1.0%	1.2%	1.3%
% of Patients satisfied with the dentistry they have received	19	20	95.0%	92.1%	92.9%	92.7%
% of Patients satisfied with the time they had to wait for an appointment	13	20	65.0%	87.9%	88.8%	88.8%

* This is based on patients treated on this contract for their most recent course of treatment. Figures in italics indicate the base number of FP17s or Patient Questionnaire responses are less than 100. N/A is shown where the base number of responses is less than 10 during the period. % is calculated as Quantity/Base number*100

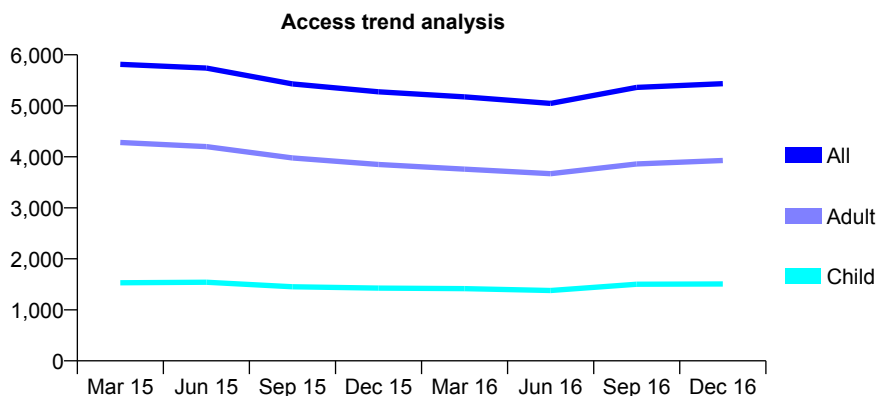
Q67 - Vital Signs At a Glance Contract Report for 196940/0001 - December 2016

Name or company name	Mazdak Eyrumlu and Azad Eyrumlu
Contract type name	GDS Contract
Purpose of contract	General
Contract start date	01/04/2013
Contract end date	

16/17 Contracted general activity (UDA)	19,344
Carry forward general activity (UDA)	0
16/17 Contracted orthodontic activity (UOA)	0
Carry forward orthodontic activity (UOA)	0
Baseline contract value	£559,047.44

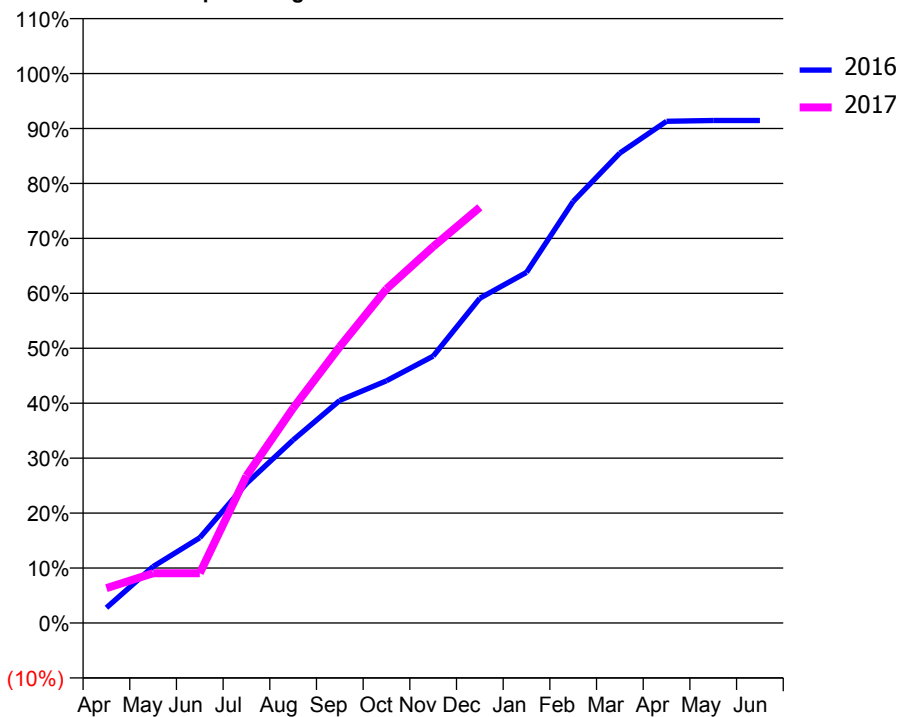
ACCESS*

Patients seen in 24 months	Total	Change since previous quarter
Quarter ending December 2015	5,275	
Quarter ending March 2016	5,174	↓
Quarter ending June 2016	5,047	↓
Quarter ending September 2016	5,361	↑
Quarter ending December 2016	5,434	→
Variance since December 2015	3.0%	↑



ACTIVITY

Cumulative percentage of contracted UDA delivered 2016 & 2017



Month	Adjusted Scheduled Activity (UDA)	
	2016	2017
April	537	1,230
May	1,989	1,752
June	3,000	1,755
July	4,913	5,179
August	6,443	7,565
September	7,836	9,729
October	8,525	11,762
November	9,396	13,247
December	11,433	14,632
January	12,345	
February	14,842	
March	16,543	
April	17,664	
May	17,689	
June	17,690	

QUALITY

	Quantity	Base Number	Contract	AT	Region	England
% of FP17s for the same patient ID Re-attending within 3 months - Children	182	1,424	12.8%	12.1%	11.9%	12.4%
% of FP17s for the same patient ID Re-attending within 3 months - Adults	894	3,788	23.6%	17.2%	16.5%	16.6%
% of FP17s for the same patient ID Re-attending between 3 & 9 months - Children	471	1,424	33.1%	55.4%	60.2%	57.5%
% of FP17s for the same patient ID Re-attending between 3 & 9 months - Adults	1,178	3,788	31.1%	48.6%	52.0%	50.4%
% of FP17s for Band 1 Urgent Courses	805	4,735	17.0%	10.8%	9.5%	9.1%
% of FP17s Relating to Free Repair or Replacements	49	4,735	1.0%	0.6%	0.7%	0.8%
% of FP17s Relating to Continuations	196	4,735	4.1%	1.0%	1.2%	1.3%
% of Patients satisfied with the dentistry they have received	5	5	N/A	92.1%	92.9%	92.7%
% of Patients satisfied with the time they had to wait for an appointment	5	5	N/A	87.9%	88.8%	88.8%

* This is based on patients treated on this contract for their most recent course of treatment. Figures in italics indicate the base number of FP17s or Patient Questionnaire responses are less than 100. N/A is shown where the base number of responses is less than 10 during the period. % is calculated as Quantity/Base number*100

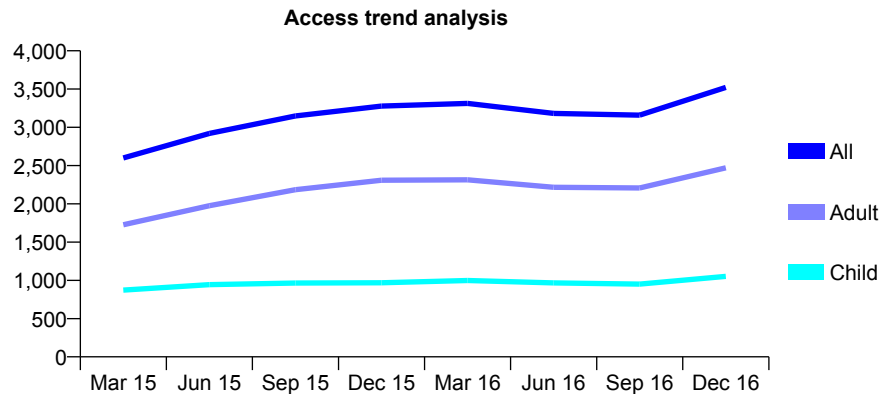
Q67 - Vital Signs At a Glance Contract Report for 196940/0002 - December 2016

Name or company name	Mazdak Eyrumlu and Azad Eyrumlu
Contract type name	GDS Contract
Purpose of contract	General
Contract start date	14/02/2014
Contract end date	

16/17 Contracted general activity (UDA)	10,620
Carry forward general activity (UDA)	271
16/17 Contracted orthodontic activity (UOA)	0
Carry forward orthodontic activity (UOA)	0
Baseline contract value	£298,899.49

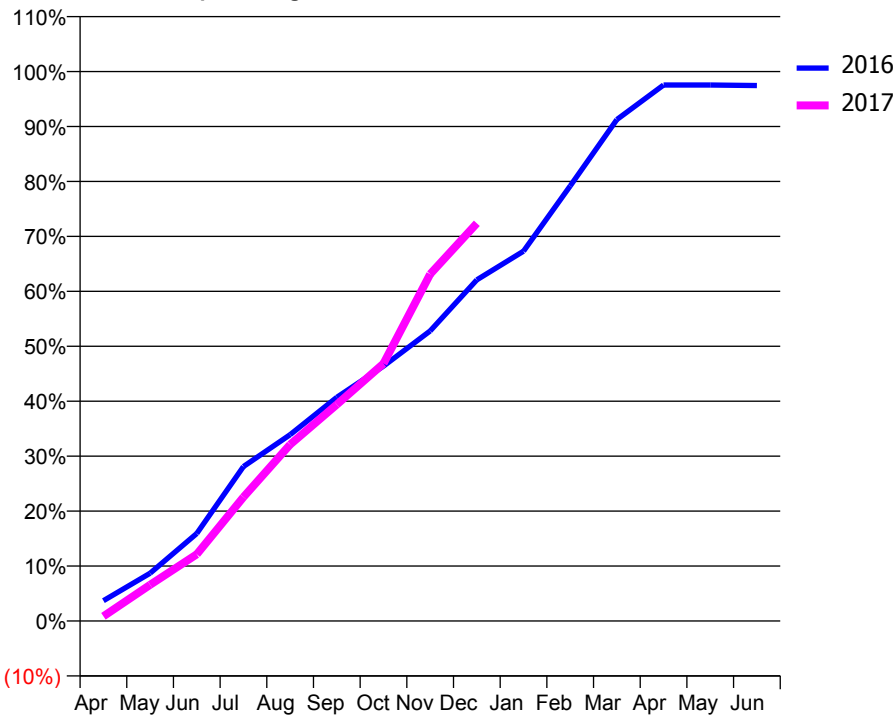
ACCESS*

Patients seen in 24 months	Total	Change since previous quarter
Quarter ending December 2015	3,277	
Quarter ending March 2016	3,312	→
Quarter ending June 2016	3,182	↓
Quarter ending September 2016	3,159	→
Quarter ending December 2016	3,522	↑
Variance since December 2015	7.5%	↑



ACTIVITY

Cumulative percentage of contracted UDA delivered 2016 & 2017



Month	Adjusted Scheduled Activity (UDA)	
	2016	2017
April	393	92
May	924	700
June	1,692	1,290
July	2,986	2,394
August	3,602	3,411
September	4,323	4,183
October	4,926	4,974
November	5,608	6,705
December	6,593	7,687
January	7,147	
February	8,409	
March	9,692	
April	10,358	
May	10,358	
June	10,349	

QUALITY

	Quantity	Base Number	Contract	AT	Region	England
% of FP17s for the same patient ID Re-attending within 3 months - Children	67	880	7.6%	12.1%	11.9%	12.4%
% of FP17s for the same patient ID Re-attending within 3 months - Adults	285	1,821	15.7%	17.2%	16.5%	16.6%
% of FP17s for the same patient ID Re-attending between 3 & 9 months - Children	217	880	24.7%	55.4%	60.2%	57.5%
% of FP17s for the same patient ID Re-attending between 3 & 9 months - Adults	333	1,821	18.3%	48.6%	52.0%	50.4%
% of FP17s for Band 1 Urgent Courses	474	2,538	18.7%	10.8%	9.5%	9.1%
% of FP17s Relating to Free Repair or Replacements	4	2,538	0.2%	0.6%	0.7%	0.8%
% of FP17s Relating to Continuations	30	2,538	1.2%	1.0%	1.2%	1.3%
% of Patients satisfied with the dentistry they have received	3	3	N/A	92.1%	92.9%	92.7%
% of Patients satisfied with the time they had to wait for an appointment	3	3	N/A	87.9%	88.8%	88.8%

* This is based on patients treated on this contract for their most recent course of treatment. Figures in italics indicate the base number of FP17s or Patient Questionnaire responses are less than 100. N/A is shown where the base number of responses is less than 10 during the period. % is calculated as Quantity/Base number*100

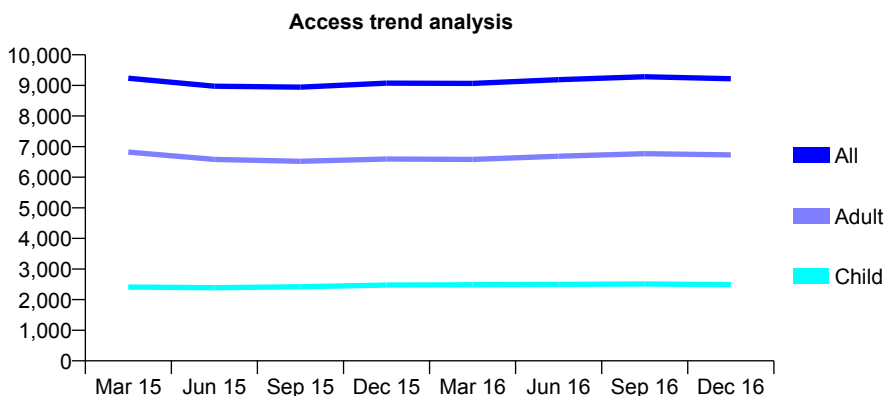
Q67 - Vital Signs At a Glance Contract Report for 199907/0001 - December 2016

Name or company name	Maidstone Dental Care Ltd
Contract type name	GDS Contract
Purpose of contract	General
Contract start date	01/06/2008
Contract end date	

16/17 Contracted general activity (UDA)	25,840
Carry forward general activity (UDA)	481
16/17 Contracted orthodontic activity (UOA)	0
Carry forward orthodontic activity (UOA)	0
Baseline contract value	£631,798.20

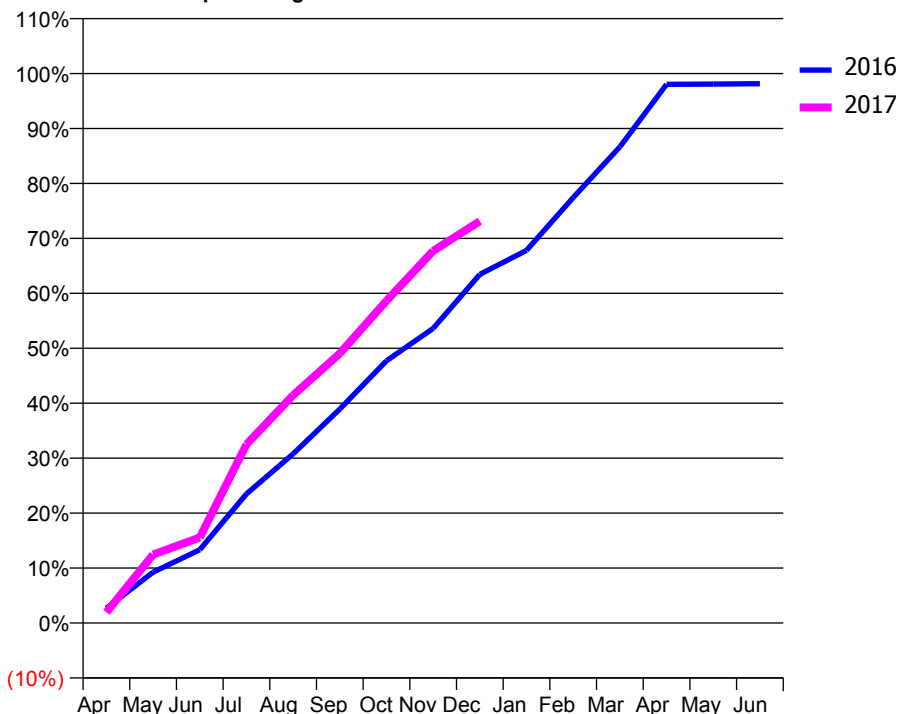
ACCESS*

Patients seen in 24 months	Total	Change since previous quarter
Quarter ending December 2015	9,073	
Quarter ending March 2016	9,066	→
Quarter ending June 2016	9,188	→
Quarter ending September 2016	9,283	→
Quarter ending December 2016	9,219	→
Variance since December 2015	1.6%	→



ACTIVITY

Cumulative percentage of contracted UDA delivered 2016 & 2017



Month	Adjusted Scheduled Activity (UDA)	
	2016	2017
April	702	506
May	2,394	3,221
June	3,446	4,023
July	6,072	8,400
August	7,957	10,713
September	10,060	12,678
October	12,329	15,153
November	13,853	17,496
December	16,391	18,898
January	17,522	
February	20,009	
March	22,386	
April	25,333	
May	25,343	
June	25,359	

QUALITY

	Quantity	Base Number	Contract	AT	Region	England
% of FP17s for the same patient ID Re-attending within 3 months - Children	175	2,950	5.9%	12.1%	11.9%	12.4%
% of FP17s for the same patient ID Re-attending within 3 months - Adults	1,081	7,526	14.4%	17.2%	16.5%	16.6%
% of FP17s for the same patient ID Re-attending between 3 & 9 months - Children	1,663	2,950	56.4%	55.4%	60.2%	57.5%
% of FP17s for the same patient ID Re-attending between 3 & 9 months - Adults	3,547	7,526	47.1%	48.6%	52.0%	50.4%
% of FP17s for Band 1 Urgent Courses	857	9,276	9.2%	10.8%	9.5%	9.1%
% of FP17s Relating to Free Repair or Replacements	88	9,276	0.9%	0.6%	0.7%	0.8%
% of FP17s Relating to Continuations	190	9,276	2.0%	1.0%	1.2%	1.3%
% of Patients satisfied with the dentistry they have received	11	12	91.7%	92.1%	92.9%	92.7%
% of Patients satisfied with the time they had to wait for an appointment	11	12	91.7%	87.9%	88.8%	88.8%

* This is based on patients treated on this contract for their most recent course of treatment. Figures in italics indicate the base number of FP17s or Patient Questionnaire responses are less than 100. N/A is shown where the base number of responses is less than 10 during the period. % is calculated as Quantity/Base number*100

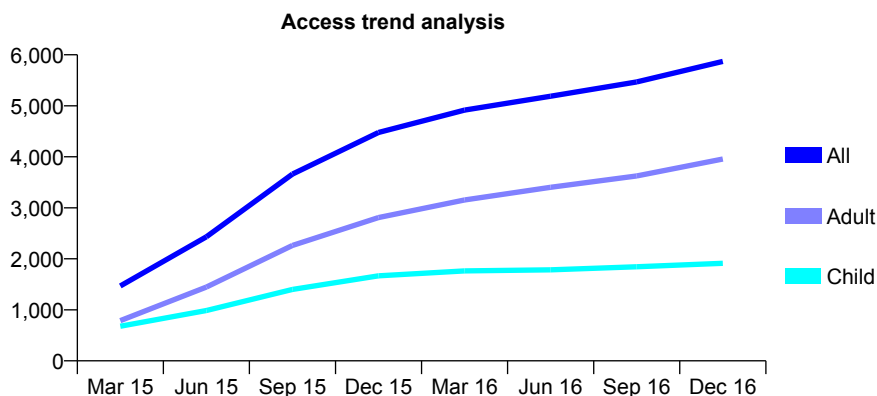
Q67 - Vital Signs At a Glance Contract Report for 203769/0002 - December 2016

Name or company name	MR CP DE LANGE
Contract type name	GDS Contract
Purpose of contract	General
Contract start date	04/04/2011
Contract end date	

16/17 Contracted general activity (UDA)	16,998
Carry forward general activity (UDA)	-309
16/17 Contracted orthodontic activity (UOA)	0
Carry forward orthodontic activity (UOA)	0
Baseline contract value	£431,038.96

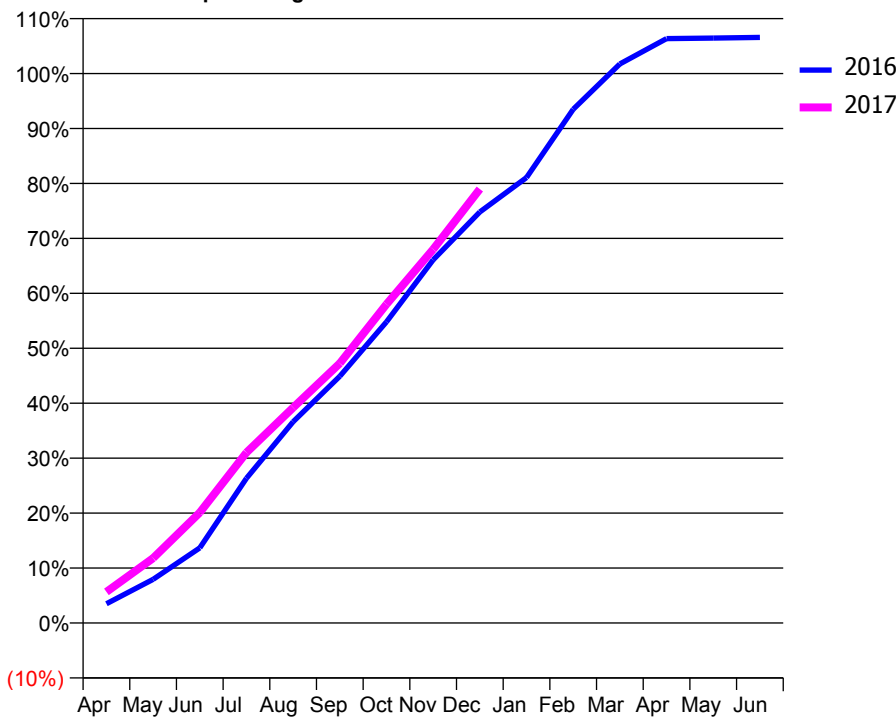
ACCESS*

Patients seen in 24 months	Total	Change since previous quarter
Quarter ending December 2015	4,477	
Quarter ending March 2016	4,917	↑
Quarter ending June 2016	5,188	↑
Quarter ending September 2016	5,468	↑
Quarter ending December 2016	5,870	↑
Variance since December 2015	31.1%	↑



ACTIVITY

Cumulative percentage of contracted UDA delivered 2016 & 2017



Month	Adjusted Scheduled Activity (UDA)	
	2016	2017
April	542	965
May	1,228	2,007
June	2,112	3,419
July	4,068	5,276
August	5,654	6,664
September	6,931	8,035
October	8,461	9,863
November	10,203	11,559
December	11,550	13,423
January	12,516	
February	14,432	
March	15,708	
April	16,419	
May	16,434	
June	16,454	

QUALITY

	Quantity	Base Number	Contract	AT	Region	England
% of FP17s for the same patient ID Re-attending within 3 months - Children	131	1,991	6.6%	12.1%	11.9%	12.4%
% of FP17s for the same patient ID Re-attending within 3 months - Adults	540	4,006	13.5%	17.2%	16.5%	16.6%
% of FP17s for the same patient ID Re-attending between 3 & 9 months - Children	725	1,991	36.4%	55.4%	60.2%	57.5%
% of FP17s for the same patient ID Re-attending between 3 & 9 months - Adults	1,670	4,006	41.7%	48.6%	52.0%	50.4%
% of FP17s for Band 1 Urgent Courses	493	5,555	8.9%	10.8%	9.5%	9.1%
% of FP17s Relating to Free Repair or Replacements	23	5,555	0.4%	0.6%	0.7%	0.8%
% of FP17s Relating to Continuations	10	5,555	0.2%	1.0%	1.2%	1.3%
% of Patients satisfied with the dentistry they have received	11	13	84.6%	92.1%	92.9%	92.7%
% of Patients satisfied with the time they had to wait for an appointment	11	13	84.6%	87.9%	88.8%	88.8%

* This is based on patients treated on this contract for their most recent course of treatment. Figures in italics indicate the base number of FP17s or Patient Questionnaire responses are less than 100. N/A is shown where the base number of responses is less than 10 during the period. % is calculated as Quantity/Base number*100

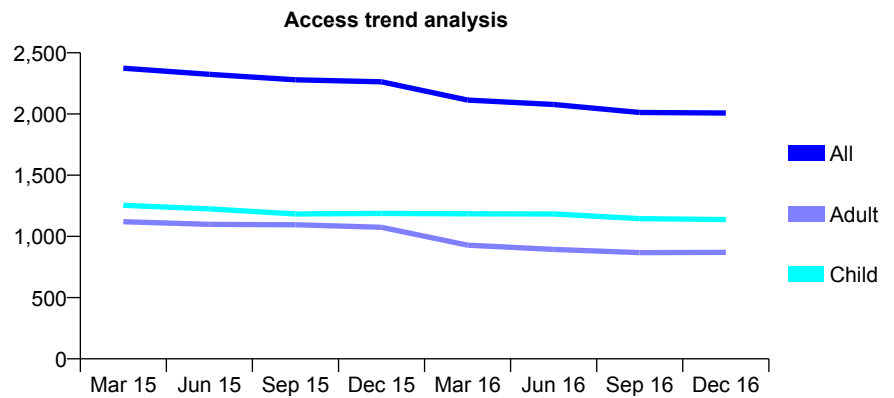
Q67 - Vital Signs At a Glance Contract Report for 205079/0003 - December 2016

Name or company name	MR PR GARROD
Contract type name	GDS Contract
Purpose of contract	General
Contract start date	01/04/2010
Contract end date	

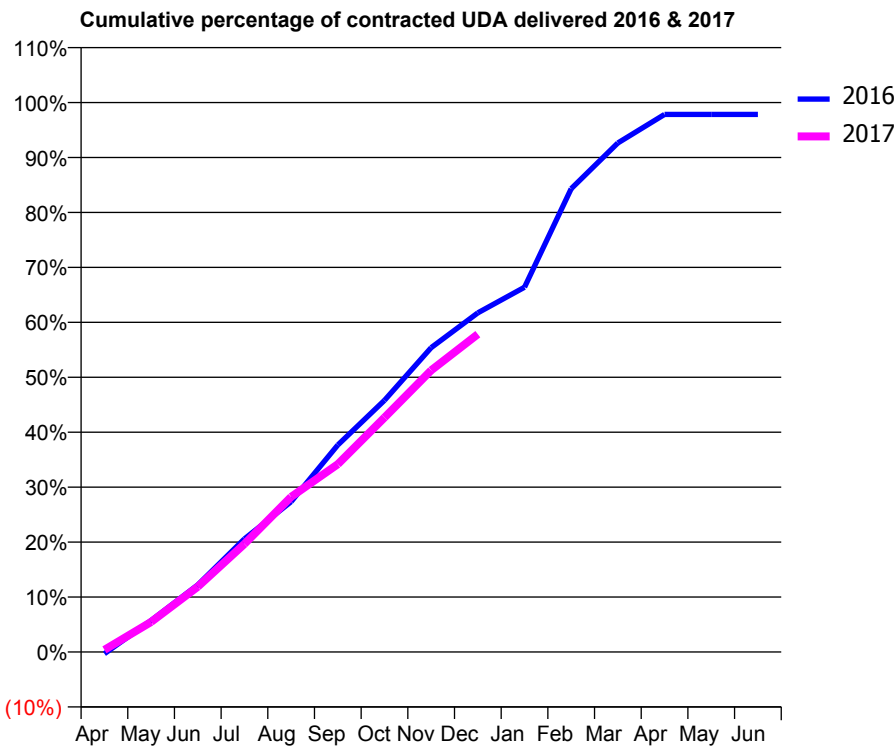
16/17 Contracted general activity (UDA)	5,871
Carry forward general activity (UDA)	127
16/17 Contracted orthodontic activity (UOA)	0
Carry forward orthodontic activity (UOA)	0
Baseline contract value	£147,906.92

ACCESS*

Patients seen in 24 months	Total	Change since previous quarter
Quarter ending December 2015	2,263	
Quarter ending March 2016	2,114	↓
Quarter ending June 2016	2,078	↓
Quarter ending September 2016	2,013	↓
Quarter ending December 2016	2,008	→
Variance since December 2015	(11.3%)	↓



ACTIVITY



Month	Adjusted Scheduled Activity (UDA)	
	2016	2017
April	-20	23
May	338	321
June	717	698
July	1,209	1,154
August	1,606	1,657
September	2,211	2,007
October	2,689	2,505
November	3,251	3,009
December	3,624	3,396
January	3,898	
February	4,951	
March	5,439	
April	5,744	
May	5,744	
June	5,744	

QUALITY

	Quantity	Base Number	Contract	AT	Region	England
% of FP17s for the same patient ID Re-attending within 3 months - Children	74	1,265	5.8%	12.1%	11.9%	12.4%
% of FP17s for the same patient ID Re-attending within 3 months - Adults	90	620	14.5%	17.2%	16.5%	16.6%
% of FP17s for the same patient ID Re-attending between 3 & 9 months - Children	862	1,265	68.1%	55.4%	60.2%	57.5%
% of FP17s for the same patient ID Re-attending between 3 & 9 months - Adults	344	620	55.5%	48.6%	52.0%	50.4%
% of FP17s for Band 1 Urgent Courses	90	1,757	5.1%	10.8%	9.5%	9.1%
% of FP17s Relating to Free Repair or Replacements	0	1,757	0.0%	0.6%	0.7%	0.8%
% of FP17s Relating to Continuations	1	1,757	0.1%	1.0%	1.2%	1.3%
% of Patients satisfied with the dentistry they have received	4	4	N/A	92.1%	92.9%	92.7%
% of Patients satisfied with the time they had to wait for an appointment	4	4	N/A	87.9%	88.8%	88.8%

* This is based on patients treated on this contract for their most recent course of treatment. Figures in italics indicate the base number of FP17s or Patient Questionnaire responses are less than 100. N/A is shown where the base number of responses is less than 10 during the period. % is calculated as Quantity/Base number*100

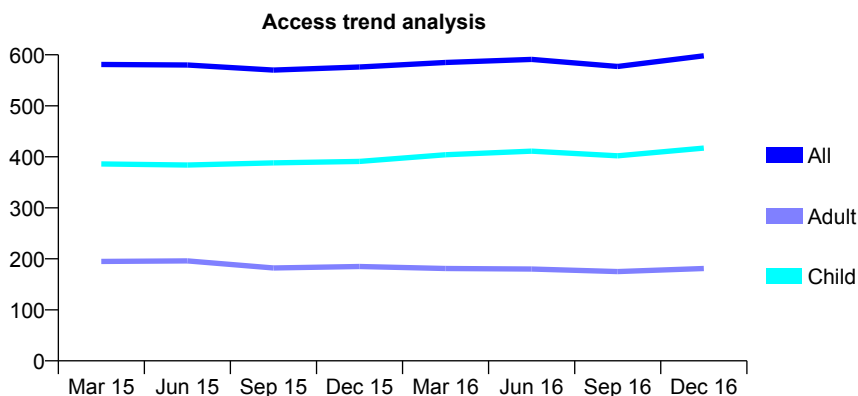
Q67 - Vital Signs At a Glance Contract Report for 210021/0001 - December 2016

Name or company name	MR PK DOWNES
Contract type name	GDS Contract
Purpose of contract	General and Orthodontic
Contract start date	01/04/2006
Contract end date	

16/17 Contracted general activity (UDA)	1,025
Carry forward general activity (UDA)	0
16/17 Contracted orthodontic activity (UOA)	0
Carry forward orthodontic activity (UOA)	0
Baseline contract value	£51,319.63

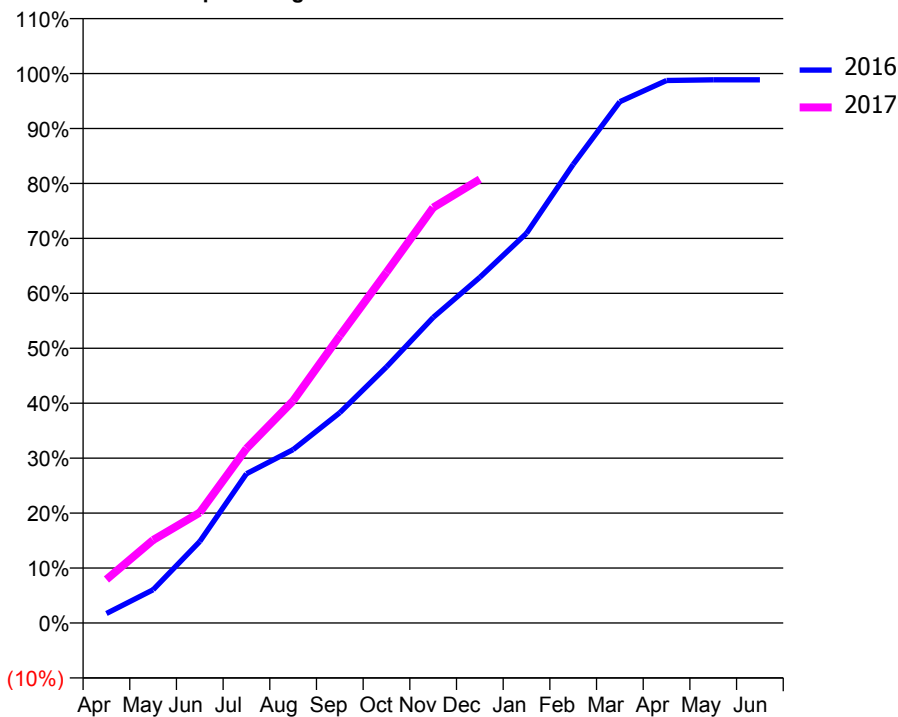
ACCESS*

Patients seen in 24 months	Total	Change since previous quarter
Quarter ending December 2015	576	
Quarter ending March 2016	585	→
Quarter ending June 2016	591	→
Quarter ending September 2016	577	↓
Quarter ending December 2016	598	↑
Variance since December 2015	3.8%	↑



ACTIVITY

Cumulative percentage of contracted UDA delivered 2016 & 2017



Month	Adjusted Scheduled Activity (UDA)	
	2016	2017
April	17	81
May	61	155
June	148	206
July	272	325
August	316	414
September	383	536
October	466	654
November	556	775
December	629	828
January	709	
February	835	
March	949	
April	987	
May	988	
June	988	

QUALITY

	Quantity	Base Number	Contract	AT	Region	England
% of FP17s for the same patient ID Re-attending within 3 months - Children	34	494	6.9%	12.1%	11.9%	12.4%
% of FP17s for the same patient ID Re-attending within 3 months - Adults	17	138	12.3%	17.2%	16.5%	16.6%
% of FP17s for the same patient ID Re-attending between 3 & 9 months - Children	288	494	58.3%	55.4%	60.2%	57.5%
% of FP17s for the same patient ID Re-attending between 3 & 9 months - Adults	66	138	47.8%	48.6%	52.0%	50.4%
% of FP17s for Band 1 Urgent Courses	18	573	3.1%	10.8%	9.5%	9.1%
% of FP17s Relating to Free Repair or Replacements	0	573	0.0%	0.6%	0.7%	0.8%
% of FP17s Relating to Continuations	0	573	0.0%	1.0%	1.2%	1.3%
% of Patients satisfied with the dentistry they have received	0	0	N/A	92.1%	92.9%	92.7%
% of Patients satisfied with the time they had to wait for an appointment	0	0	N/A	87.9%	88.8%	88.8%

* This is based on patients treated on this contract for their most recent course of treatment. Figures in italics indicate the base number of FP17s or Patient Questionnaire responses are less than 100. N/A is shown where the base number of responses is less than 10 during the period. % is calculated as Quantity/Base number*100

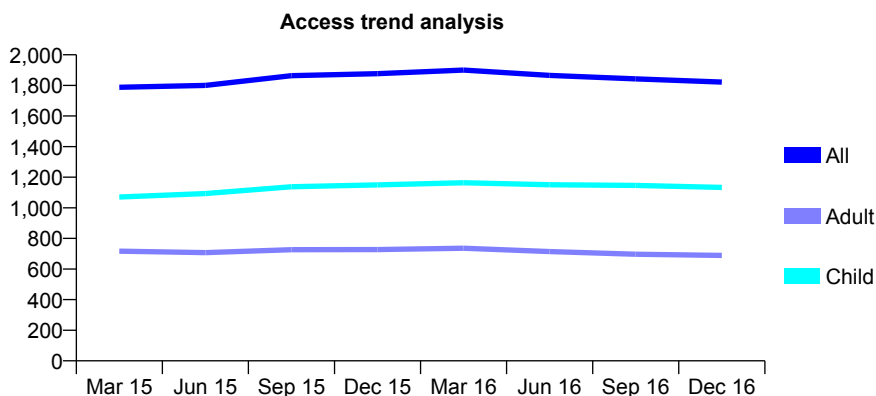
Q67 - Vital Signs At a Glance Contract Report for 210307/0001 - December 2016

Name or company name	MR HM WINSTONE
Contract type name	GDS Contract
Purpose of contract	General
Contract start date	01/04/2006
Contract end date	

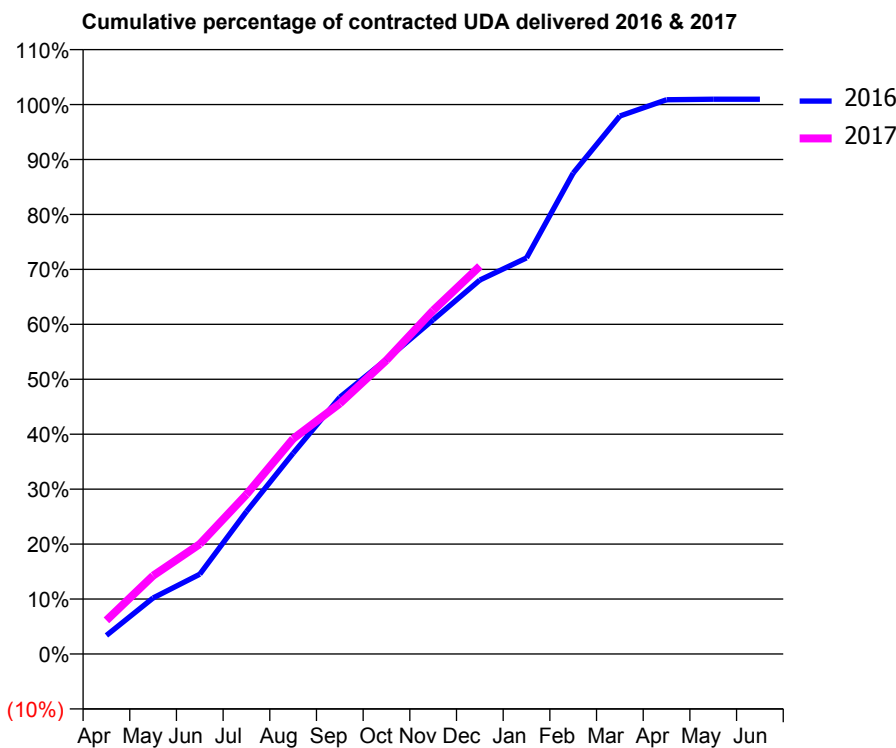
16/17 Contracted general activity (UDA)	4,664
Carry forward general activity (UDA)	-45
16/17 Contracted orthodontic activity (UOA)	0
Carry forward orthodontic activity (UOA)	0
Baseline contract value	£114,036.64

ACCESS*

Patients seen in 24 months	Total	Change since previous quarter
Quarter ending December 2015	1,877	
Quarter ending March 2016	1,900	→
Quarter ending June 2016	1,865	↓
Quarter ending September 2016	1,843	↓
Quarter ending December 2016	1,822	↓
Variance since December 2015	(2.9%)	↓



ACTIVITY



Month	Adjusted Scheduled Activity (UDA)	
	2016	2017
April	158	286
May	475	665
June	678	934
July	1,210	1,355
August	1,703	1,827
September	2,179	2,126
October	2,500	2,494
November	2,837	2,917
December	3,174	3,292
January	3,362	
February	4,082	
March	4,566	
April	4,705	
May	4,709	
June	4,709	

QUALITY

	Quantity	Base Number	Contract	AT	Region	England
% of FP17s for the same patient ID Re-attending within 3 months - Children	136	1,387	9.8%	12.1%	11.9%	12.4%
% of FP17s for the same patient ID Re-attending within 3 months - Adults	107	605	17.7%	17.2%	16.5%	16.6%
% of FP17s for the same patient ID Re-attending between 3 & 9 months - Children	934	1,387	67.3%	55.4%	60.2%	57.5%
% of FP17s for the same patient ID Re-attending between 3 & 9 months - Adults	330	605	54.5%	48.6%	52.0%	50.4%
% of FP17s for Band 1 Urgent Courses	85	1,916	4.4%	10.8%	9.5%	9.1%
% of FP17s Relating to Free Repair or Replacements	2	1,916	0.1%	0.6%	0.7%	0.8%
% of FP17s Relating to Continuations	1	1,916	0.1%	1.0%	1.2%	1.3%
% of Patients satisfied with the dentistry they have received	3	3	N/A	92.1%	92.9%	92.7%
% of Patients satisfied with the time they had to wait for an appointment	3	3	N/A	87.9%	88.8%	88.8%

* This is based on patients treated on this contract for their most recent course of treatment. Figures in italics indicate the base number of FP17s or Patient Questionnaire responses are less than 100. N/A is shown where the base number of responses is less than 10 during the period. % is calculated as Quantity/Base number*100

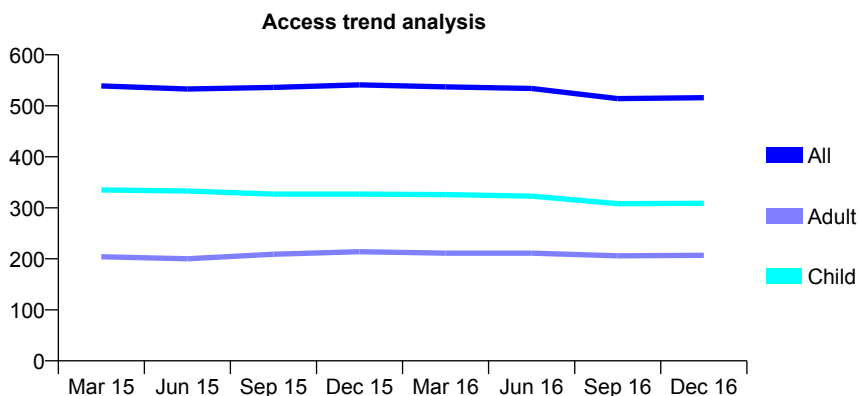
Q67 - Vital Signs At a Glance Contract Report for 219835/0001 - December 2016

Name or company name	MISS JJ HOGAN
Contract type name	GDS Contract
Purpose of contract	General
Contract start date	01/04/2006
Contract end date	

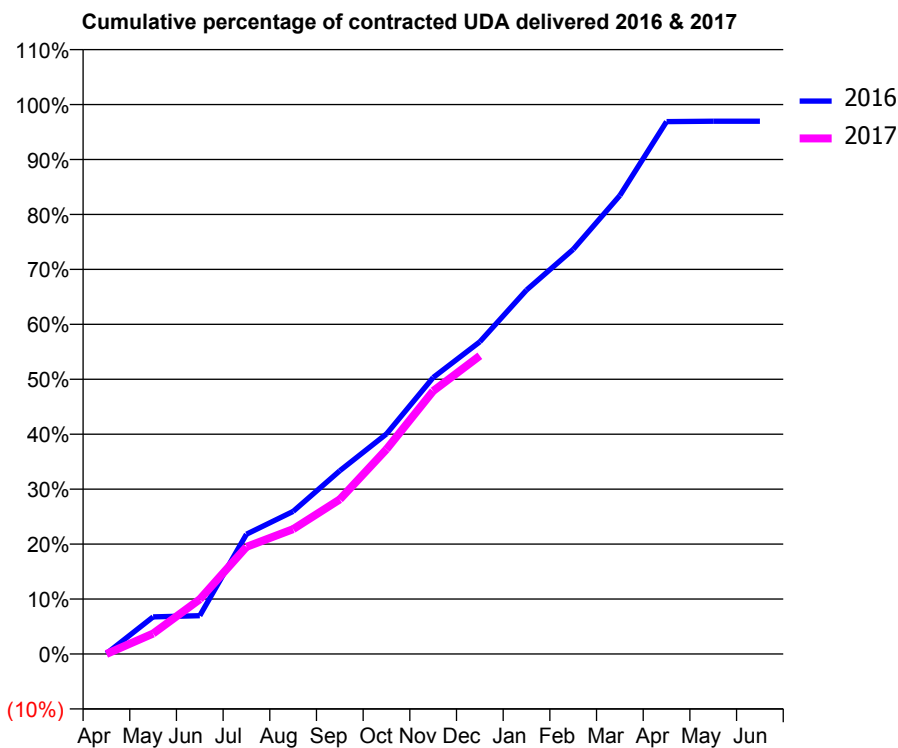
16/17 Contracted general activity (UDA)	1,280
Carry forward general activity (UDA)	0
16/17 Contracted orthodontic activity (UOA)	0
Carry forward orthodontic activity (UOA)	0
Baseline contract value	£28,451.51

ACCESS*

Patients seen in 24 months	Total	Change since previous quarter
Quarter ending December 2015	541	
Quarter ending March 2016	537	→
Quarter ending June 2016	534	→
Quarter ending September 2016	514	↓
Quarter ending December 2016	516	→
Variance since December 2015	(4.6%)	↓



ACTIVITY



Month	Adjusted Scheduled Activity (UDA)	
	2016	2017
April	1	0
May	86	48
June	89	128
July	279	250
August	332	291
September	427	360
October	513	477
November	644	613
December	727	695
January	848	
February	943	
March	1,068	
April	1,240	
May	1,241	
June	1,241	

QUALITY

	Quantity	Base Number	Contract	AT	Region	England
% of FP17s for the same patient ID Re-attending within 3 months - Children	29	323	9.0%	12.1%	11.9%	12.4%
% of FP17s for the same patient ID Re-attending within 3 months - Adults	36	178	20.2%	17.2%	16.5%	16.6%
% of FP17s for the same patient ID Re-attending between 3 & 9 months - Children	133	323	41.2%	55.4%	60.2%	57.5%
% of FP17s for the same patient ID Re-attending between 3 & 9 months - Adults	89	178	50.0%	48.6%	52.0%	50.4%
% of FP17s for Band 1 Urgent Courses	24	424	5.7%	10.8%	9.5%	9.1%
% of FP17s Relating to Free Repair or Replacements	2	424	0.5%	0.6%	0.7%	0.8%
% of FP17s Relating to Continuations	0	424	0.0%	1.0%	1.2%	1.3%
% of Patients satisfied with the dentistry they have received	0	0	N/A	92.1%	92.9%	92.7%
% of Patients satisfied with the time they had to wait for an appointment	0	0	N/A	87.9%	88.8%	88.8%

* This is based on patients treated on this contract for their most recent course of treatment. Figures in italics indicate the base number of FP17s or Patient Questionnaire responses are less than 100. N/A is shown where the base number of responses is less than 10 during the period. % is calculated as Quantity/Base number*100

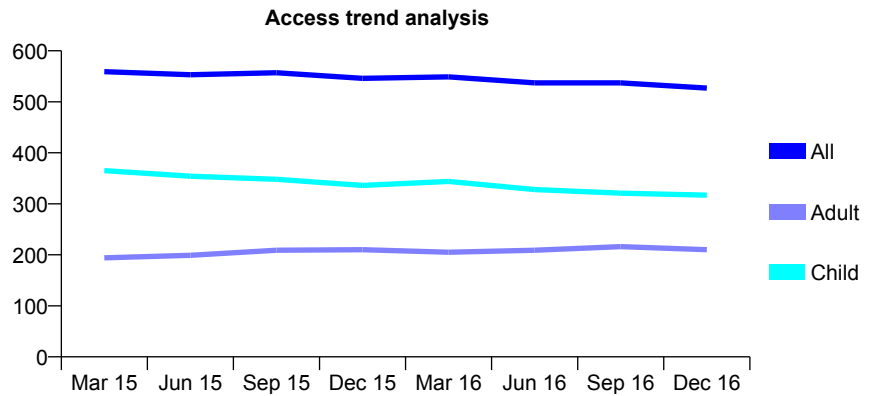
Q67 - Vital Signs At a Glance Contract Report for 219924/0001 - December 2016

Name or company name	MRS FM MURCH
Contract type name	GDS Contract
Purpose of contract	General
Contract start date	01/04/2006
Contract end date	

16/17 Contracted general activity (UDA)	1,047
Carry forward general activity (UDA)	0
16/17 Contracted orthodontic activity (UOA)	0
Carry forward orthodontic activity (UOA)	0
Baseline contract value	£25,599.56

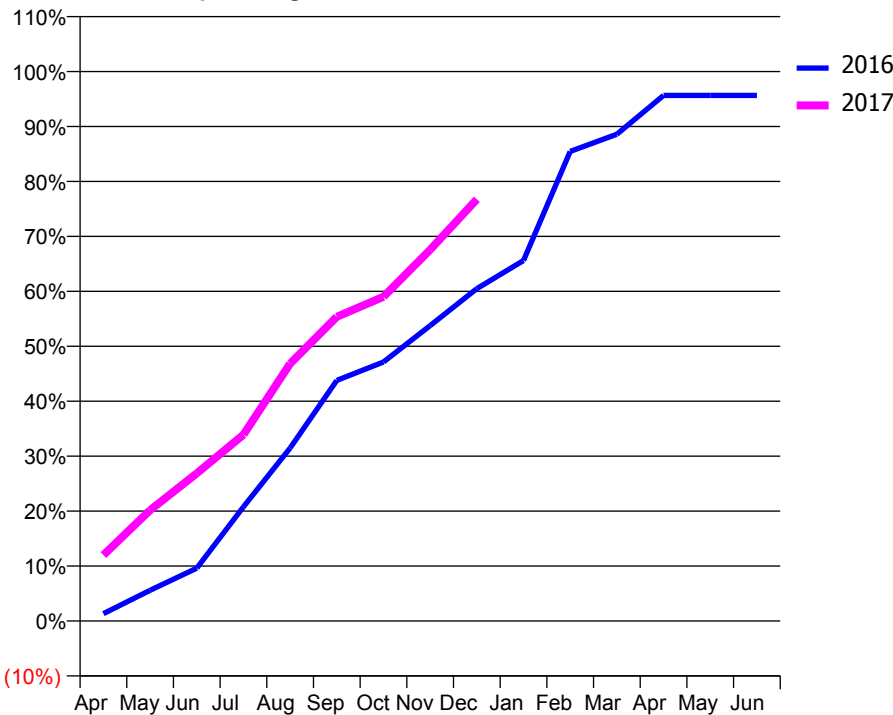
ACCESS*

Patients seen in 24 months	Total	Change since previous quarter
Quarter ending December 2015	546	
Quarter ending March 2016	549	→
Quarter ending June 2016	537	↓
Quarter ending September 2016	537	→
Quarter ending December 2016	527	↓
Variance since December 2015	(3.5%)	↓



ACTIVITY

Cumulative percentage of contracted UDA delivered 2016 & 2017



Month	Adjusted Scheduled Activity (UDA)	
	2016	2017
April	14	126
May	59	211
June	101	281
July	218	355
August	330	491
September	459	580
October	494	618
November	563	707
December	633	803
January	687	
February	895	
March	928	
April	1,001	
May	1,001	
June	1,001	

QUALITY

	Quantity	Base Number	Contract	AT	Region	England
% of FP17s for the same patient ID Re-attending within 3 months - Children	30	357	8.4%	12.1%	11.9%	12.4%
% of FP17s for the same patient ID Re-attending within 3 months - Adults	18	149	12.1%	17.2%	16.5%	16.6%
% of FP17s for the same patient ID Re-attending between 3 & 9 months - Children	192	357	53.8%	55.4%	60.2%	57.5%
% of FP17s for the same patient ID Re-attending between 3 & 9 months - Adults	64	149	43.0%	48.6%	52.0%	50.4%
% of FP17s for Band 1 Urgent Courses	27	466	5.8%	10.8%	9.5%	9.1%
% of FP17s Relating to Free Repair or Replacements	0	466	0.0%	0.6%	0.7%	0.8%
% of FP17s Relating to Continuations	0	466	0.0%	1.0%	1.2%	1.3%
% of Patients satisfied with the dentistry they have received	1	1	N/A	92.1%	92.9%	92.7%
% of Patients satisfied with the time they had to wait for an appointment	1	1	N/A	87.9%	88.8%	88.8%

* This is based on patients treated on this contract for their most recent course of treatment. Figures in italics indicate the base number of FP17s or Patient Questionnaire responses are less than 100. N/A is shown where the base number of responses is less than 10 during the period. % is calculated as Quantity/Base number*100

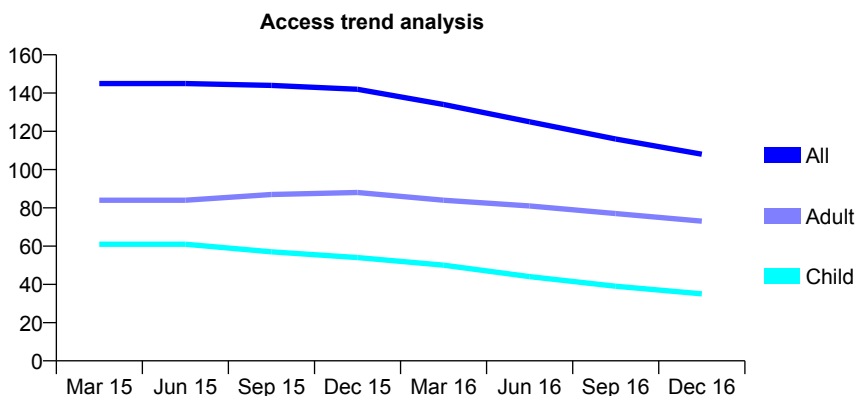
Q67 - Vital Signs At a Glance Contract Report for 221066/0001 - December 2016

Name or company name	MR JT JOHNSTON
Contract type name	GDS Contract
Purpose of contract	General
Contract start date	01/04/2006
Contract end date	

16/17 Contracted general activity (UDA)	618
Carry forward general activity (UDA)	0
16/17 Contracted orthodontic activity (UOA)	0
Carry forward orthodontic activity (UOA)	0
Baseline contract value	£15,110.33

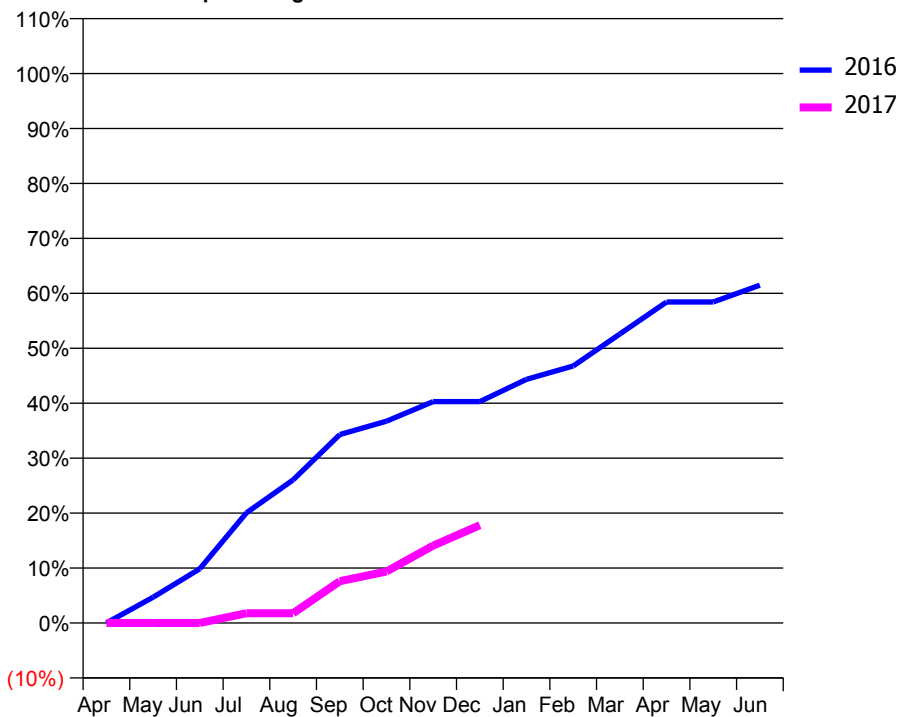
ACCESS*

Patients seen in 24 months	Total	Change since previous quarter
Quarter ending December 2015	142	
Quarter ending March 2016	134	↓
Quarter ending June 2016	125	↓
Quarter ending September 2016	116	↓
Quarter ending December 2016	108	↓
Variance since December 2015	(23.9%)	↓



ACTIVITY

Cumulative percentage of contracted UDA delivered 2016 & 2017



Month	Adjusted Scheduled Activity (UDA)	
	2016	2017
April	0	0
May	29	0
June	61	0
July	124	11
August	161	11
September	212	47
October	227	58
November	249	87
December	249	110
January	274	
February	289	
March	325	
April	361	
May	361	
June	380	

QUALITY

	Quantity	Base Number	Contract	AT	Region	England
% of FP17s for the same patient ID Re-attending within 3 months - Children	0	32	0.0%	12.1%	11.9%	12.4%
% of FP17s for the same patient ID Re-attending within 3 months - Adults	5	53	9.4%	17.2%	16.5%	16.6%
% of FP17s for the same patient ID Re-attending between 3 & 9 months - Children	21	32	65.6%	55.4%	60.2%	57.5%
% of FP17s for the same patient ID Re-attending between 3 & 9 months - Adults	31	53	58.5%	48.6%	52.0%	50.4%
% of FP17s for Band 1 Urgent Courses	0	67	0.0%	10.8%	9.5%	9.1%
% of FP17s Relating to Free Repair or Replacements	0	67	0.0%	0.6%	0.7%	0.8%
% of FP17s Relating to Continuations	0	67	0.0%	1.0%	1.2%	1.3%
% of Patients satisfied with the dentistry they have received	0	0	N/A	92.1%	92.9%	92.7%
% of Patients satisfied with the time they had to wait for an appointment	0	0	N/A	87.9%	88.8%	88.8%

* This is based on patients treated on this contract for their most recent course of treatment. Figures in italics indicate the base number of FP17s or Patient Questionnaire responses are less than 100. N/A is shown where the base number of responses is less than 10 during the period. % is calculated as Quantity/Base number*100

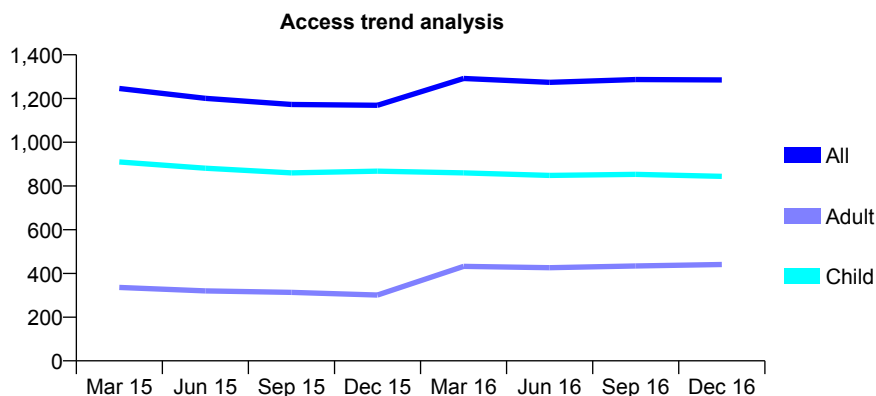
Q67 - Vital Signs At a Glance Contract Report for 221503/0001 - December 2016

Name or company name	MR UL PERERA
Contract type name	GDS Contract
Purpose of contract	General
Contract start date	01/04/2006
Contract end date	

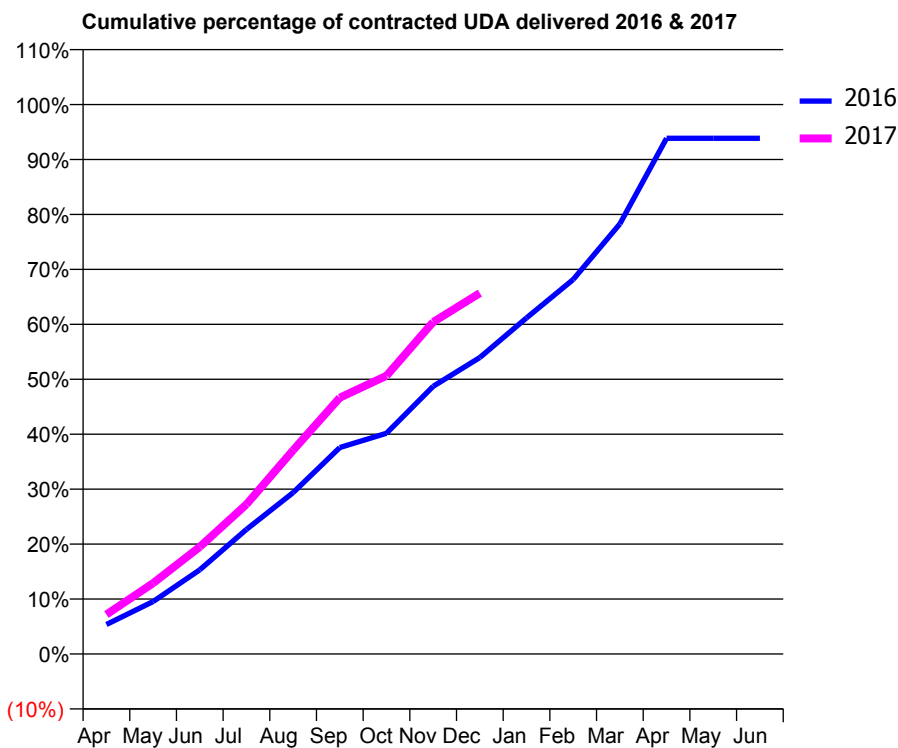
16/17 Contracted general activity (UDA)	4,054
Carry forward general activity (UDA)	0
16/17 Contracted orthodontic activity (UOA)	0
Carry forward orthodontic activity (UOA)	0
Baseline contract value	£99,121.90

ACCESS*

Patients seen in 24 months	Total	Change since previous quarter
Quarter ending December 2015	1,169	
Quarter ending March 2016	1,292	↑
Quarter ending June 2016	1,274	↓
Quarter ending September 2016	1,287	→
Quarter ending December 2016	1,285	→
Variance since December 2015	9.9%	↑



ACTIVITY



Month	Adjusted Scheduled Activity (UDA)	
	2016	2017
April	218	291
May	388	523
June	621	791
July	920	1,104
August	1,190	1,504
September	1,524	1,891
October	1,629	2,053
November	1,975	2,449
December	2,188	2,662
January	2,479	
February	2,763	
March	3,173	
April	3,805	
May	3,805	
June	3,805	

QUALITY

	Quantity	Base Number	Contract	AT	Region	England
% of FP17s for the same patient ID Re-attending within 3 months - Children	60	1,066	5.6%	12.1%	11.9%	12.4%
% of FP17s for the same patient ID Re-attending within 3 months - Adults	30	322	9.3%	17.2%	16.5%	16.6%
% of FP17s for the same patient ID Re-attending between 3 & 9 months - Children	709	1,066	66.5%	55.4%	60.2%	57.5%
% of FP17s for the same patient ID Re-attending between 3 & 9 months - Adults	126	322	39.1%	48.6%	52.0%	50.4%
% of FP17s for Band 1 Urgent Courses	42	1,168	3.6%	10.8%	9.5%	9.1%
% of FP17s Relating to Free Repair or Replacements	0	1,168	0.0%	0.6%	0.7%	0.8%
% of FP17s Relating to Continuations	0	1,168	0.0%	1.0%	1.2%	1.3%
% of Patients satisfied with the dentistry they have received	0	0	N/A	92.1%	92.9%	92.7%
% of Patients satisfied with the time they had to wait for an appointment	0	0	N/A	87.9%	88.8%	88.8%

* This is based on patients treated on this contract for their most recent course of treatment. Figures in italics indicate the base number of FP17s or Patient Questionnaire responses are less than 100. N/A is shown where the base number of responses is less than 10 during the period. % is calculated as Quantity/Base number*100

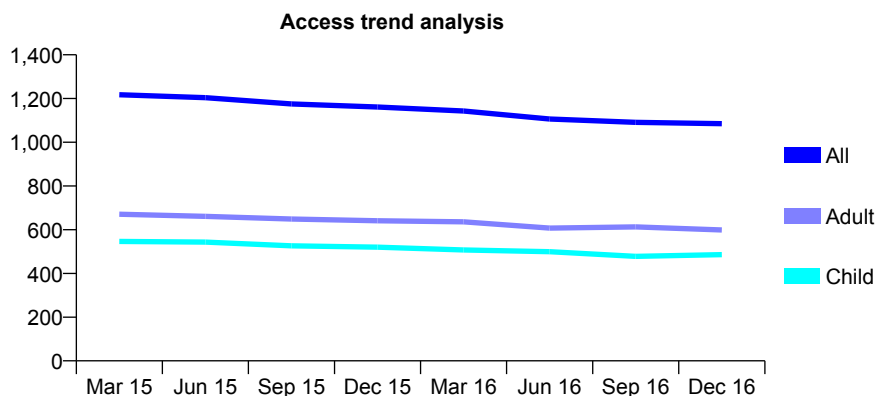
Q67 - Vital Signs At a Glance Contract Report for 224006/0001 - December 2016

Name or company name	MR RW LUKE
Contract type name	GDS Contract
Purpose of contract	General
Contract start date	01/04/2006
Contract end date	

16/17 Contracted general activity (UDA)	2,577
Carry forward general activity (UDA)	4
16/17 Contracted orthodontic activity (UOA)	0
Carry forward orthodontic activity (UOA)	0
Baseline contract value	£63,010.31

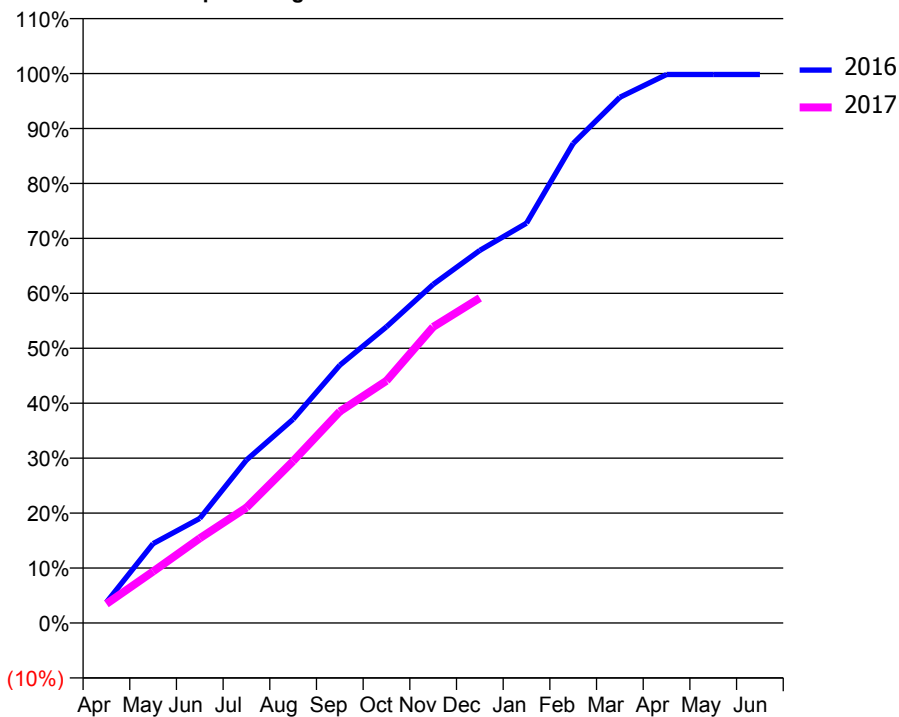
ACCESS*

Patients seen in 24 months	Total	Change since previous quarter
Quarter ending December 2015	1,161	
Quarter ending March 2016	1,143	↓
Quarter ending June 2016	1,106	↓
Quarter ending September 2016	1,091	↓
Quarter ending December 2016	1,085	→
Variance since December 2015	(6.5%)	↓



ACTIVITY

Cumulative percentage of contracted UDA delivered 2016 & 2017



Month	Adjusted Scheduled Activity (UDA)	
	2016	2017
April	97	90
May	373	242
June	490	398
July	764	541
August	956	760
September	1,209	992
October	1,389	1,136
November	1,588	1,389
December	1,747	1,525
January	1,875	
February	2,249	
March	2,465	
April	2,573	
May	2,573	
June	2,573	

QUALITY

	Quantity	Base Number	Contract	AT	Region	England
% of FP17s for the same patient ID Re-attending within 3 months - Children	13	505	2.6%	12.1%	11.9%	12.4%
% of FP17s for the same patient ID Re-attending within 3 months - Adults	85	645	13.2%	17.2%	16.5%	16.6%
% of FP17s for the same patient ID Re-attending between 3 & 9 months - Children	370	505	73.3%	55.4%	60.2%	57.5%
% of FP17s for the same patient ID Re-attending between 3 & 9 months - Adults	446	645	69.1%	48.6%	52.0%	50.4%
% of FP17s for Band 1 Urgent Courses	38	1,089	3.5%	10.8%	9.5%	9.1%
% of FP17s Relating to Free Repair or Replacements	0	1,089	0.0%	0.6%	0.7%	0.8%
% of FP17s Relating to Continuations	15	1,089	1.4%	1.0%	1.2%	1.3%
% of Patients satisfied with the dentistry they have received	2	3	N/A	92.1%	92.9%	92.7%
% of Patients satisfied with the time they had to wait for an appointment	3	3	N/A	87.9%	88.8%	88.8%

* This is based on patients treated on this contract for their most recent course of treatment. Figures in italics indicate the base number of FP17s or Patient Questionnaire responses are less than 100. N/A is shown where the base number of responses is less than 10 during the period. % is calculated as Quantity/Base number*100

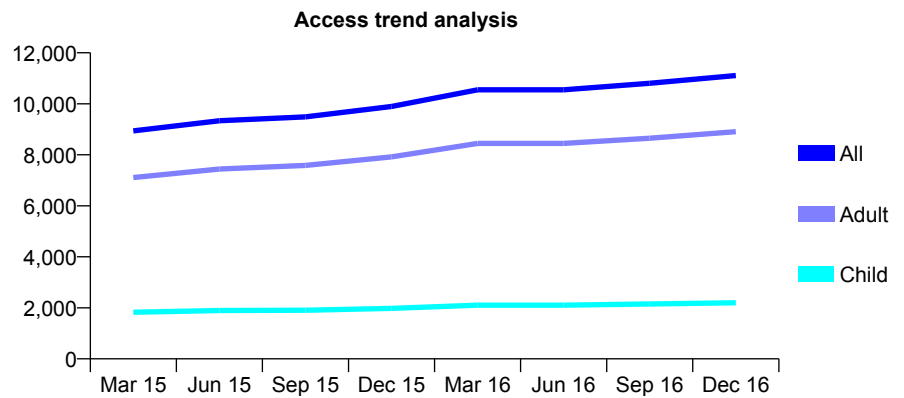
Q67 - Vital Signs At a Glance Contract Report for 238783/0001 - December 2016

Name or company name	MR AN ZYBUTZ
Contract type name	GDS Contract
Purpose of contract	General
Contract start date	01/04/2006
Contract end date	

16/17 Contracted general activity (UDA)	37,286
Carry forward general activity (UDA)	67
16/17 Contracted orthodontic activity (UOA)	0
Carry forward orthodontic activity (UOA)	0
Baseline contract value	£1,095,278.30

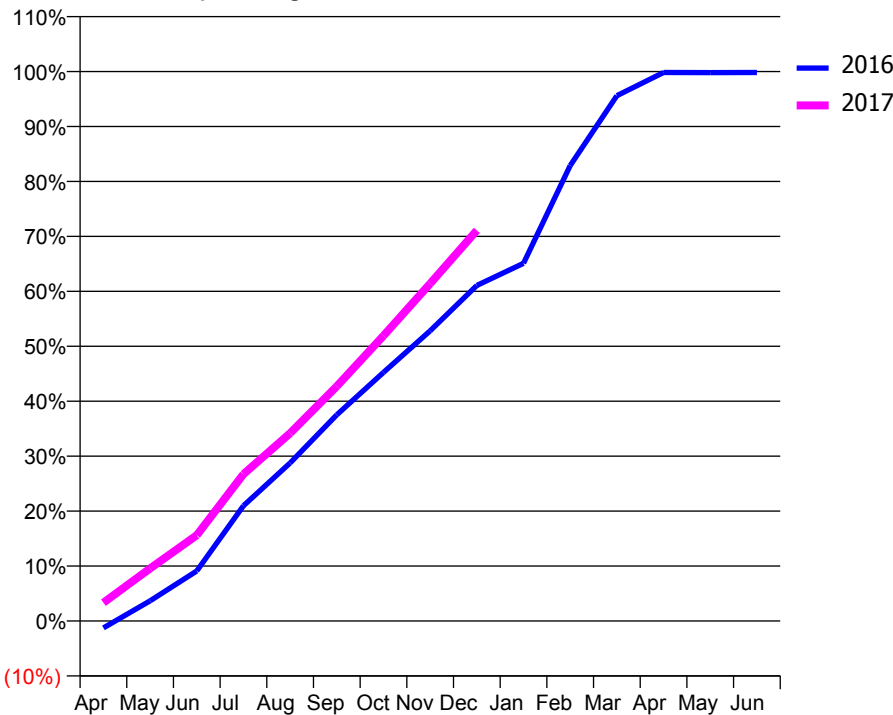
ACCESS*

Patients seen in 24 months	Total	Change since previous quarter
Quarter ending December 2015	9,897	
Quarter ending March 2016	10,549	↑
Quarter ending June 2016	10,551	→
Quarter ending September 2016	10,806	↑
Quarter ending December 2016	11,107	↑
Variance since December 2015	12.2%	↑



ACTIVITY

Cumulative percentage of contracted UDA delivered 2016 & 2017



Month	Adjusted Scheduled Activity (UDA)	
	2016	2017
April	-477	1,240
May	1,374	3,566
June	3,399	5,821
July	7,824	9,969
August	10,730	12,743
September	13,990	15,927
October	16,871	19,363
November	19,693	22,899
December	22,765	26,506
January	24,273	
February	30,900	
March	35,647	
April	37,222	
May	37,212	
June	37,219	

QUALITY

	Quantity	Base Number	Contract	AT	Region	England
% of FP17s for the same patient ID Re-attending within 3 months - Children	118	2,058	5.7%	12.1%	11.9%	12.4%
% of FP17s for the same patient ID Re-attending within 3 months - Adults	1,086	7,697	14.1%	17.2%	16.5%	16.6%
% of FP17s for the same patient ID Re-attending between 3 & 9 months - Children	986	2,058	47.9%	55.4%	60.2%	57.5%
% of FP17s for the same patient ID Re-attending between 3 & 9 months - Adults	3,511	7,697	45.6%	48.6%	52.0%	50.4%
% of FP17s for Band 1 Urgent Courses	847	9,259	9.1%	10.8%	9.5%	9.1%
% of FP17s Relating to Free Repair or Replacements	77	9,259	0.8%	0.6%	0.7%	0.8%
% of FP17s Relating to Continuations	182	9,259	2.0%	1.0%	1.2%	1.3%
% of Patients satisfied with the dentistry they have received	20	21	95.2%	92.1%	92.9%	92.7%
% of Patients satisfied with the time they had to wait for an appointment	17	21	81.0%	87.9%	88.8%	88.8%

* This is based on patients treated on this contract for their most recent course of treatment. Figures in italics indicate the base number of FP17s or Patient Questionnaire responses are less than 100. N/A is shown where the base number of responses is less than 10 during the period. % is calculated as Quantity/Base number*100

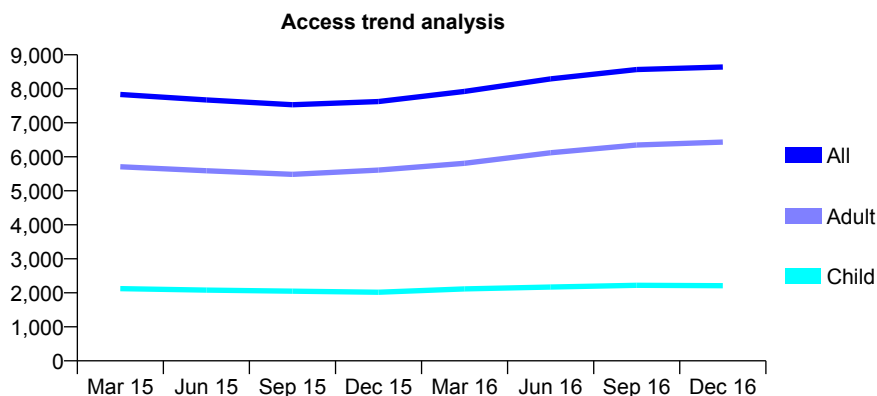
Q67 - Vital Signs At a Glance Contract Report for 238783/0002 - December 2016

Name or company name	MR AN ZYBUTZ
Contract type name	GDS Contract
Purpose of contract	General
Contract start date	01/04/2006
Contract end date	

16/17 Contracted general activity (UDA)	26,947
Carry forward general activity (UDA)	88
16/17 Contracted orthodontic activity (UOA)	0
Carry forward orthodontic activity (UOA)	0
Baseline contract value	£723,364.57

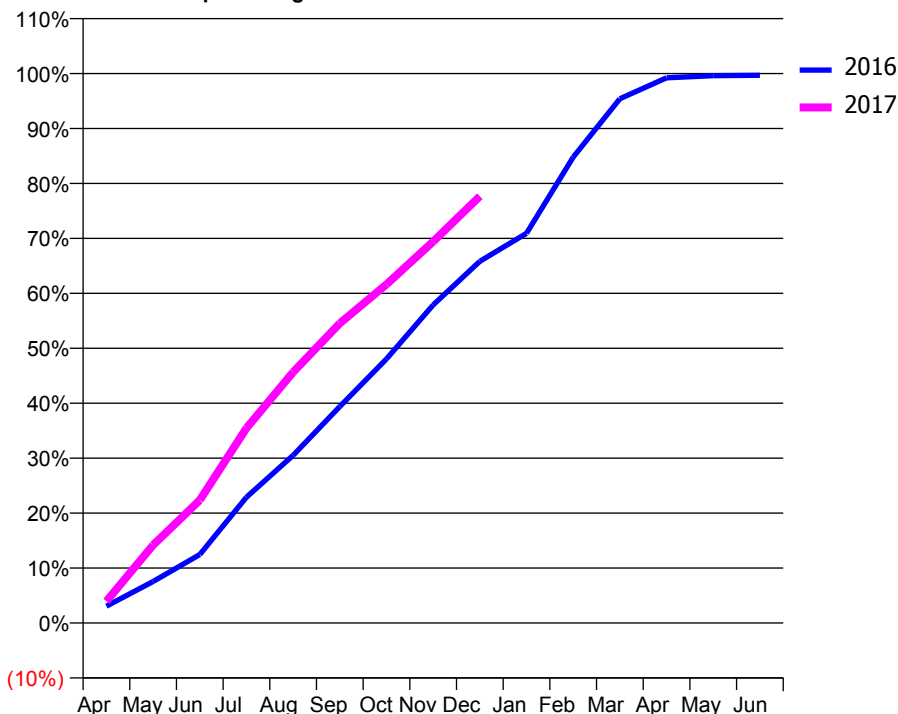
ACCESS*

Patients seen in 24 months	Total	Change since previous quarter
Quarter ending December 2015	7,626	
Quarter ending March 2016	7,925	↑
Quarter ending June 2016	8,292	↑
Quarter ending September 2016	8,568	↑
Quarter ending December 2016	8,642	→
Variance since December 2015	13.3%	↑



ACTIVITY

Cumulative percentage of contracted UDA delivered 2016 & 2017



Month	Adjusted Scheduled Activity (UDA)	
	2016	2017
April	826	1,071
May	2,034	3,825
June	3,356	6,024
July	6,172	9,558
August	8,222	12,303
September	10,617	14,695
October	12,948	16,608
November	15,597	18,703
December	17,741	20,928
January	19,113	
February	22,844	
March	25,709	
April	26,735	
May	26,837	
June	26,859	

QUALITY

	Quantity	Base Number	Contract	AT	Region	England
% of FP17s for the same patient ID Re-attending within 3 months - Children	135	2,146	6.3%	12.1%	11.9%	12.4%
% of FP17s for the same patient ID Re-attending within 3 months - Adults	707	6,177	11.4%	17.2%	16.5%	16.6%
% of FP17s for the same patient ID Re-attending between 3 & 9 months - Children	976	2,146	45.5%	55.4%	60.2%	57.5%
% of FP17s for the same patient ID Re-attending between 3 & 9 months - Adults	2,724	6,177	44.1%	48.6%	52.0%	50.4%
% of FP17s for Band 1 Urgent Courses	571	7,956	7.2%	10.8%	9.5%	9.1%
% of FP17s Relating to Free Repair or Replacements	56	7,956	0.7%	0.6%	0.7%	0.8%
% of FP17s Relating to Continuations	153	7,956	1.9%	1.0%	1.2%	1.3%
% of Patients satisfied with the dentistry they have received	15	15	100.0%	92.1%	92.9%	92.7%
% of Patients satisfied with the time they had to wait for an appointment	14	15	93.3%	87.9%	88.8%	88.8%

* This is based on patients treated on this contract for their most recent course of treatment. Figures in italics indicate the base number of FP17s or Patient Questionnaire responses are less than 100. N/A is shown where the base number of responses is less than 10 during the period. % is calculated as Quantity/Base number*100

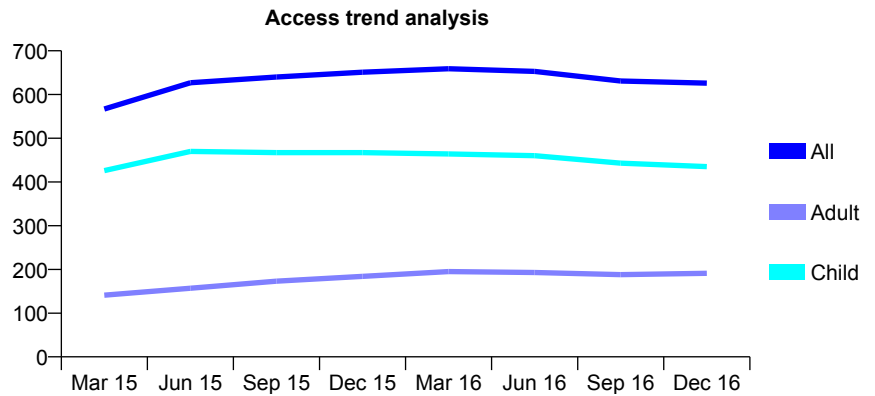
Q67 - Vital Signs At a Glance Contract Report for 246476/0001 - December 2016

Name or company name	MR PS BHO GAL
Contract type name	GDS Contract
Purpose of contract	General
Contract start date	17/04/2014
Contract end date	

16/17 Contracted general activity (UDA)	1,600
Carry forward general activity (UDA)	3
16/17 Contracted orthodontic activity (UOA)	0
Carry forward orthodontic activity (UOA)	0
Baseline contract value	£37,990.82

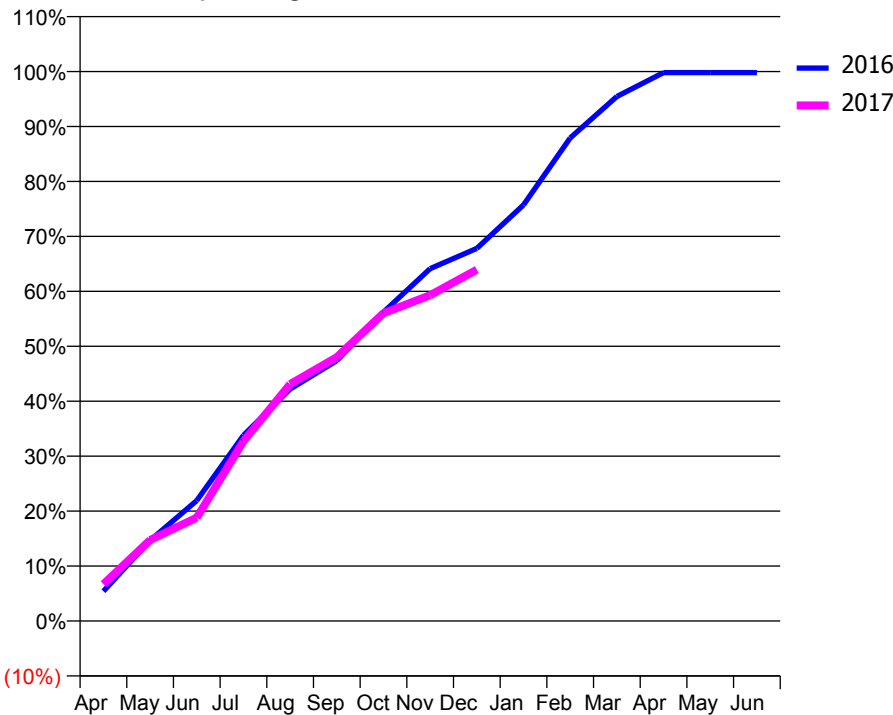
ACCESS*

Patients seen in 24 months	Total	Change since previous quarter
Quarter ending December 2015	651	
Quarter ending March 2016	659	→
Quarter ending June 2016	653	→
Quarter ending September 2016	631	↓
Quarter ending December 2016	626	→
Variance since December 2015	(3.8%)	↓



ACTIVITY

Cumulative percentage of contracted UDA delivered 2016 & 2017



Month	Adjusted Scheduled Activity (UDA)	
	2016	2017
April	87	107
May	235	236
June	351	301
July	541	523
August	675	690
September	758	768
October	900	896
November	1,026	949
December	1,085	1,023
January	1,212	
February	1,406	
March	1,527	
April	1,597	
May	1,597	
June	1,597	

QUALITY

	Quantity	Base Number	Contract	AT	Region	England
% of FP17s for the same patient ID Re-attending within 3 months - Children	34	432	7.9%	12.1%	11.9%	12.4%
% of FP17s for the same patient ID Re-attending within 3 months - Adults	20	143	14.0%	17.2%	16.5%	16.6%
% of FP17s for the same patient ID Re-attending between 3 & 9 months - Children	242	432	56.0%	55.4%	60.2%	57.5%
% of FP17s for the same patient ID Re-attending between 3 & 9 months - Adults	77	143	53.8%	48.6%	52.0%	50.4%
% of FP17s for Band 1 Urgent Courses	30	546	5.5%	10.8%	9.5%	9.1%
% of FP17s Relating to Free Repair or Replacements	0	546	0.0%	0.6%	0.7%	0.8%
% of FP17s Relating to Continuations	0	546	0.0%	1.0%	1.2%	1.3%
% of Patients satisfied with the dentistry they have received	1	1	N/A	92.1%	92.9%	92.7%
% of Patients satisfied with the time they had to wait for an appointment	1	1	N/A	87.9%	88.8%	88.8%

* This is based on patients treated on this contract for their most recent course of treatment. Figures in italics indicate the base number of FP17s or Patient Questionnaire responses are less than 100. N/A is shown where the base number of responses is less than 10 during the period. % is calculated as Quantity/Base number*100

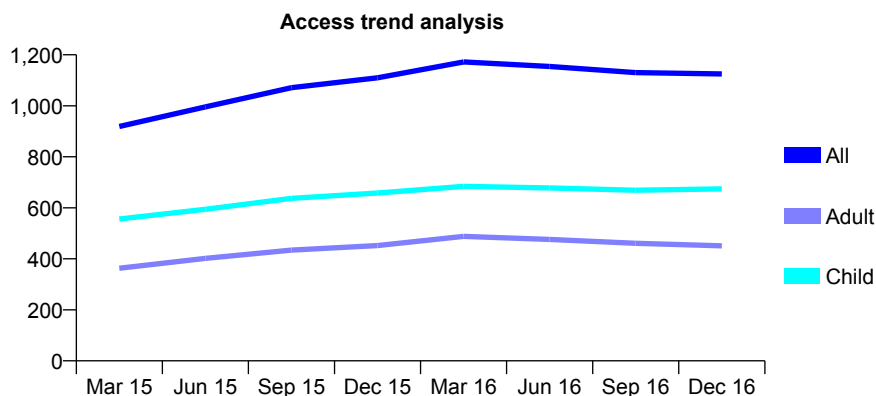
Q67 - Vital Signs At a Glance Contract Report for 249130/0001 - December 2016

Name or company name	MISS S PATEL
Contract type name	GDS Contract
Purpose of contract	General
Contract start date	12/05/2014
Contract end date	

16/17 Contracted general activity (UDA)	4,550
Carry forward general activity (UDA)	151
16/17 Contracted orthodontic activity (UOA)	0
Carry forward orthodontic activity (UOA)	0
Baseline contract value	£133,965.64

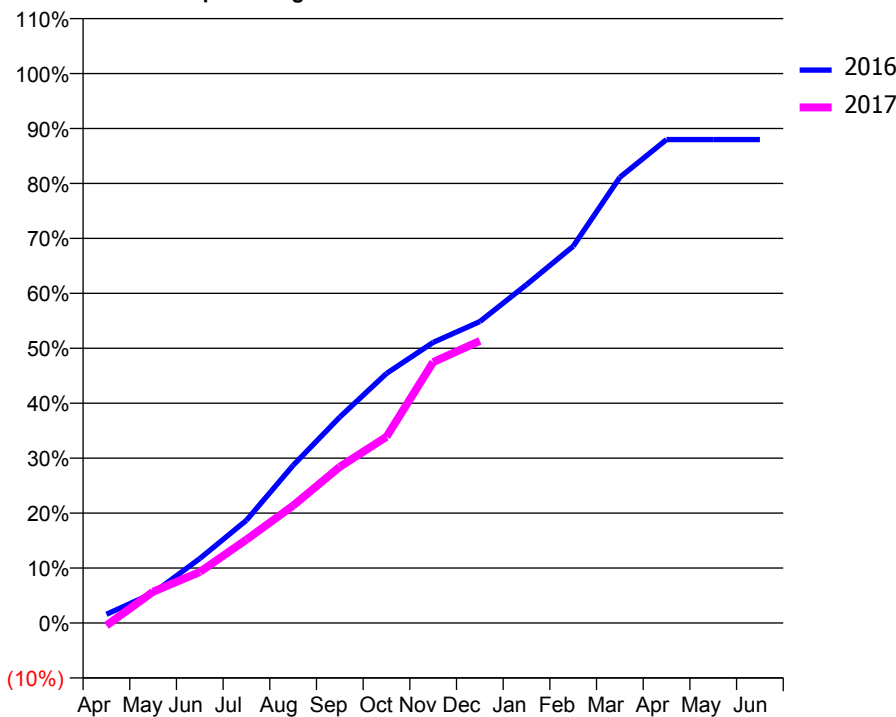
ACCESS*

Patients seen in 24 months	Total	Change since previous quarter
Quarter ending December 2015	1,110	
Quarter ending March 2016	1,172	↑
Quarter ending June 2016	1,154	↓
Quarter ending September 2016	1,130	↓
Quarter ending December 2016	1,125	→
Variance since December 2015	1.4%	→



ACTIVITY

Cumulative percentage of contracted UDA delivered 2016 & 2017



Month	Adjusted Scheduled Activity (UDA)	
	2016	2017
April	80	-21
May	273	259
June	586	422
July	935	691
August	1,434	972
September	1,874	1,293
October	2,271	1,541
November	2,554	2,160
December	2,743	2,336
January	3,078	
February	3,429	
March	4,055	
April	4,399	
May	4,399	
June	4,399	

QUALITY

	Quantity	Base Number	Contract	AT	Region	England
% of FP17s for the same patient ID Re-attending within 3 months - Children	28	689	4.1%	12.1%	11.9%	12.4%
% of FP17s for the same patient ID Re-attending within 3 months - Adults	49	375	13.1%	17.2%	16.5%	16.6%
% of FP17s for the same patient ID Re-attending between 3 & 9 months - Children	413	689	59.9%	55.4%	60.2%	57.5%
% of FP17s for the same patient ID Re-attending between 3 & 9 months - Adults	192	375	51.2%	48.6%	52.0%	50.4%
% of FP17s for Band 1 Urgent Courses	39	961	4.1%	10.8%	9.5%	9.1%
% of FP17s Relating to Free Repair or Replacements	0	961	0.0%	0.6%	0.7%	0.8%
% of FP17s Relating to Continuations	13	961	1.4%	1.0%	1.2%	1.3%
% of Patients satisfied with the dentistry they have received	3	3	N/A	92.1%	92.9%	92.7%
% of Patients satisfied with the time they had to wait for an appointment	3	3	N/A	87.9%	88.8%	88.8%

* This is based on patients treated on this contract for their most recent course of treatment. Figures in italics indicate the base number of FP17s or Patient Questionnaire responses are less than 100. N/A is shown where the base number of responses is less than 10 during the period. % is calculated as Quantity/Base number*100

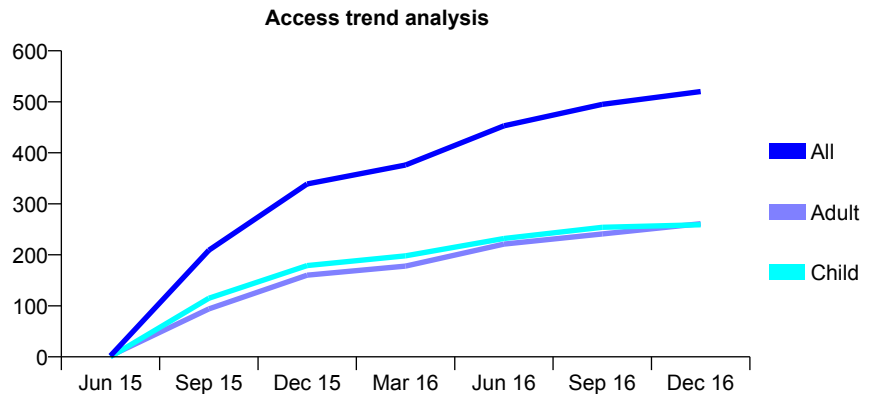
Q67 - Vital Signs At a Glance Contract Report for 261378/0001 - December 2016

Name or company name	MS OM FULMYK
Contract type name	GDS Contract
Purpose of contract	General
Contract start date	01/06/2015
Contract end date	

16/17 Contracted general activity (UDA)	1,050
Carry forward general activity (UDA)	-25
16/17 Contracted orthodontic activity (UOA)	0
Carry forward orthodontic activity (UOA)	0
Baseline contract value	£25,672.92

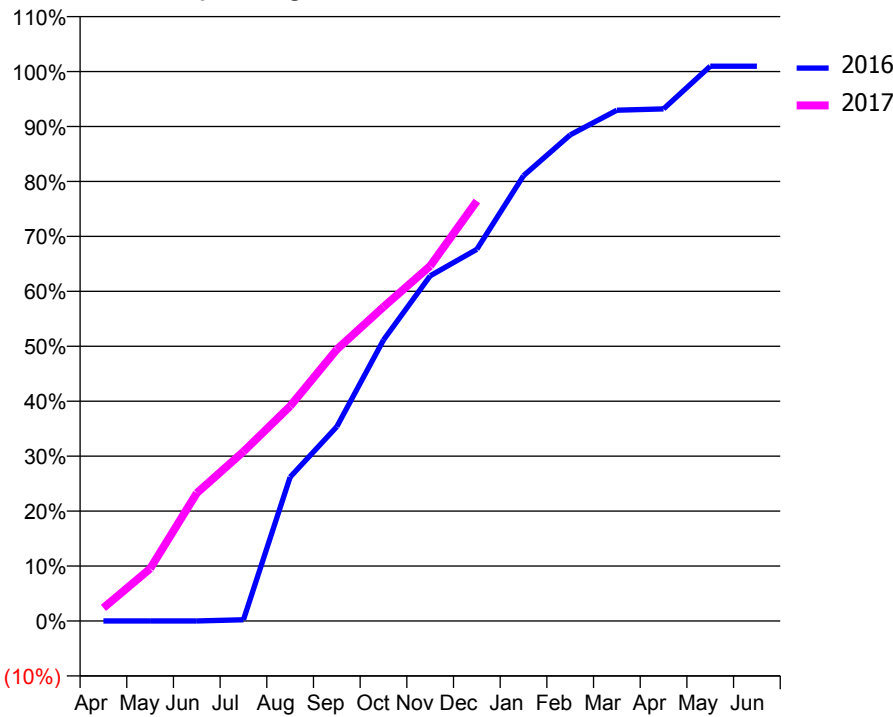
ACCESS*

Patients seen in 24 months	Total	Change since previous quarter
Quarter ending December 2015	339	
Quarter ending March 2016	376	↑
Quarter ending June 2016	453	↑
Quarter ending September 2016	495	↑
Quarter ending December 2016	520	↑
Variance since December 2015	53.4%	↑



ACTIVITY

Cumulative percentage of contracted UDA delivered 2016 & 2017



Month	Adjusted Scheduled Activity (UDA)	
	2016	2017
April	0	25
May	0	100
June	0	245
July	2	324
August	229	411
September	309	519
October	447	600
November	550	678
December	592	803
January	709	
February	774	
March	813	
April	815	
May	883	
June	883	

QUALITY

	Quantity	Base Number	Contract	AT	Region	England
% of FP17s for the same patient ID Re-attending within 3 months - Children	14	293	4.8%	12.1%	11.9%	12.4%
% of FP17s for the same patient ID Re-attending within 3 months - Adults	10	215	4.7%	17.2%	16.5%	16.6%
% of FP17s for the same patient ID Re-attending between 3 & 9 months - Children	146	293	49.8%	55.4%	60.2%	57.5%
% of FP17s for the same patient ID Re-attending between 3 & 9 months - Adults	73	215	34.0%	48.6%	52.0%	50.4%
% of FP17s for Band 1 Urgent Courses	13	464	2.8%	10.8%	9.5%	9.1%
% of FP17s Relating to Free Repair or Replacements	0	464	0.0%	0.6%	0.7%	0.8%
% of FP17s Relating to Continuations	3	464	0.6%	1.0%	1.2%	1.3%
% of Patients satisfied with the dentistry they have received	0	0	N/A	92.1%	92.9%	92.7%
% of Patients satisfied with the time they had to wait for an appointment	0	0	N/A	87.9%	88.8%	88.8%

* This is based on patients treated on this contract for their most recent course of treatment. Figures in italics indicate the base number of FP17s or Patient Questionnaire responses are less than 100. N/A is shown where the base number of responses is less than 10 during the period. % is calculated as Quantity/Base number*100

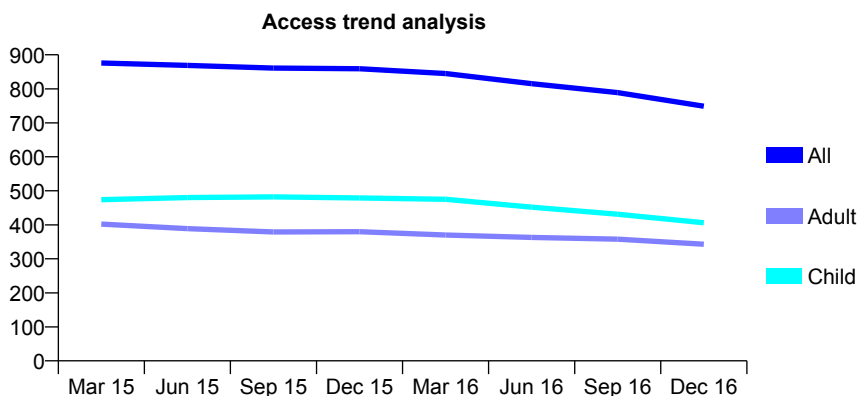
Q67 - Vital Signs At a Glance Contract Report for 261653/0001 - December 2016

Name or company name	MR M EBRAHIMI HONARVAR
Contract type name	GDS Contract
Purpose of contract	General
Contract start date	01/04/2006
Contract end date	

16/17 Contracted general activity (UDA)	2,010
Carry forward general activity (UDA)	0
16/17 Contracted orthodontic activity (UOA)	0
Carry forward orthodontic activity (UOA)	0
Baseline contract value	£49,145.28

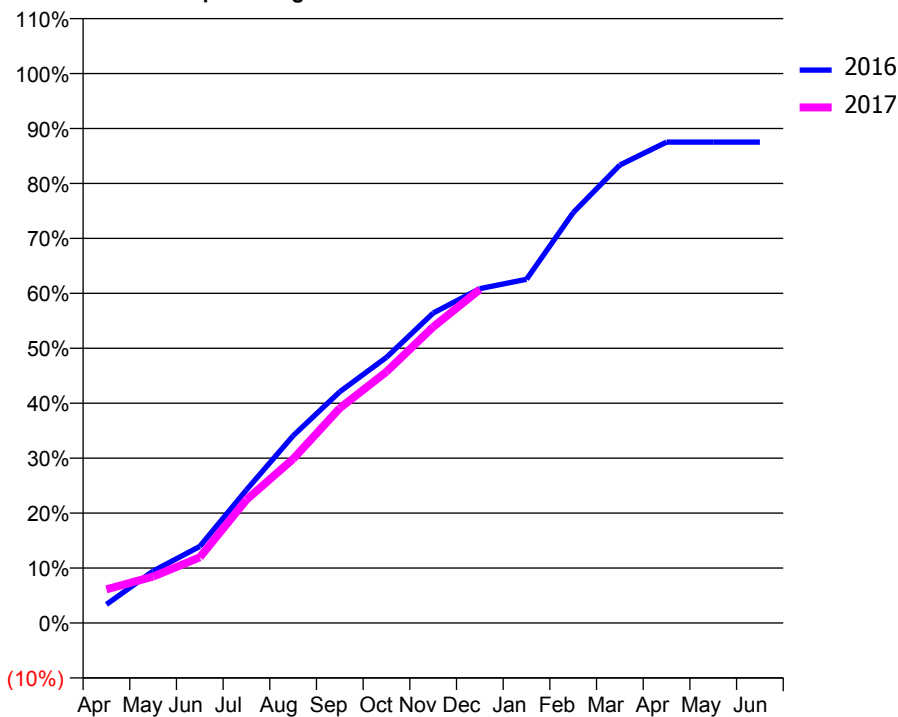
ACCESS*

Patients seen in 24 months	Total	Change since previous quarter
Quarter ending December 2015	859	
Quarter ending March 2016	845	↓
Quarter ending June 2016	815	↓
Quarter ending September 2016	789	↓
Quarter ending December 2016	749	↓
Variance since December 2015	(12.8%)	↓



ACTIVITY

Cumulative percentage of contracted UDA delivered 2016 & 2017



Month	Adjusted Scheduled Activity (UDA)	
	2016	2017
April	68	123
May	190	170
June	280	240
July	487	451
August	685	600
September	846	786
October	972	919
November	1,134	1,083
December	1,223	1,220
January	1,257	
February	1,501	
March	1,675	
April	1,759	
May	1,759	
June	1,759	

QUALITY

	Quantity	Base Number	Contract	AT	Region	England
% of FP17s for the same patient ID Re-attending within 3 months - Children	13	469	2.8%	12.1%	11.9%	12.4%
% of FP17s for the same patient ID Re-attending within 3 months - Adults	19	346	5.5%	17.2%	16.5%	16.6%
% of FP17s for the same patient ID Re-attending between 3 & 9 months - Children	323	469	68.9%	55.4%	60.2%	57.5%
% of FP17s for the same patient ID Re-attending between 3 & 9 months - Adults	246	346	71.1%	48.6%	52.0%	50.4%
% of FP17s for Band 1 Urgent Courses	0	751	0.0%	10.8%	9.5%	9.1%
% of FP17s Relating to Free Repair or Replacements	0	751	0.0%	0.6%	0.7%	0.8%
% of FP17s Relating to Continuations	7	751	0.9%	1.0%	1.2%	1.3%
% of Patients satisfied with the dentistry they have received	0	0	N/A	92.1%	92.9%	92.7%
% of Patients satisfied with the time they had to wait for an appointment	0	0	N/A	87.9%	88.8%	88.8%

* This is based on patients treated on this contract for their most recent course of treatment. Figures in italics indicate the base number of FP17s or Patient Questionnaire responses are less than 100. N/A is shown where the base number of responses is less than 10 during the period. % is calculated as Quantity/Base number*100

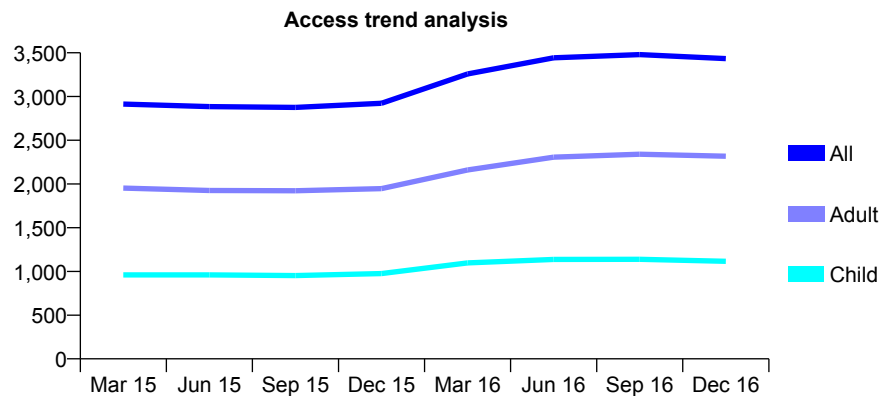
Q67 - Vital Signs At a Glance Contract Report for 263893/0001 - December 2016

Name or company name	MR SH DATTANI
Contract type name	GDS Contract
Purpose of contract	General
Contract start date	01/04/2006
Contract end date	

16/17 Contracted general activity (UDA)	12,028
Carry forward general activity (UDA)	-103
16/17 Contracted orthodontic activity (UOA)	0
Carry forward orthodontic activity (UOA)	0
Baseline contract value	£325,394.31

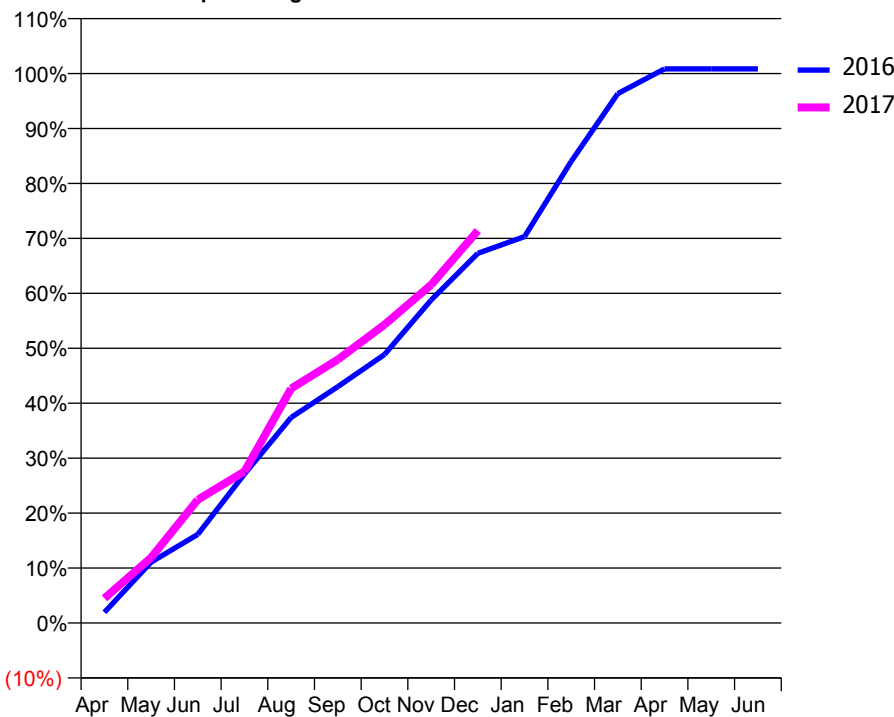
ACCESS*

Patients seen in 24 months	Total	Change since previous quarter
Quarter ending December 2015	2,923	
Quarter ending March 2016	3,259	↑
Quarter ending June 2016	3,443	↑
Quarter ending September 2016	3,479	→
Quarter ending December 2016	3,433	↓
Variance since December 2015	17.4%	↑



ACTIVITY

Cumulative percentage of contracted UDA delivered 2016 & 2017



Month	Adjusted Scheduled Activity (UDA)	
	2016	2017
April	234	542
May	1,332	1,433
June	1,939	2,698
July	3,262	3,317
August	4,499	5,133
September	5,172	5,767
October	5,876	6,530
November	7,070	7,404
December	8,091	8,587
January	8,457	
February	10,104	
March	11,588	
April	12,130	
May	12,131	
June	12,131	

QUALITY

	Quantity	Base Number	Contract	AT	Region	England
% of FP17s for the same patient ID Re-attending within 3 months - Children	163	1,446	11.3%	12.1%	11.9%	12.4%
% of FP17s for the same patient ID Re-attending within 3 months - Adults	376	2,788	13.5%	17.2%	16.5%	16.6%
% of FP17s for the same patient ID Re-attending between 3 & 9 months - Children	948	1,446	65.6%	55.4%	60.2%	57.5%
% of FP17s for the same patient ID Re-attending between 3 & 9 months - Adults	1,816	2,788	65.1%	48.6%	52.0%	50.4%
% of FP17s for Band 1 Urgent Courses	242	4,022	6.0%	10.8%	9.5%	9.1%
% of FP17s Relating to Free Repair or Replacements	26	4,022	0.6%	0.6%	0.7%	0.8%
% of FP17s Relating to Continuations	75	4,022	1.9%	1.0%	1.2%	1.3%
% of Patients satisfied with the dentistry they have received	7	7	N/A	92.1%	92.9%	92.7%
% of Patients satisfied with the time they had to wait for an appointment	7	7	N/A	87.9%	88.8%	88.8%

* This is based on patients treated on this contract for their most recent course of treatment. Figures in italics indicate the base number of FP17s or Patient Questionnaire responses are less than 100. N/A is shown where the base number of responses is less than 10 during the period. % is calculated as Quantity/Base number*100

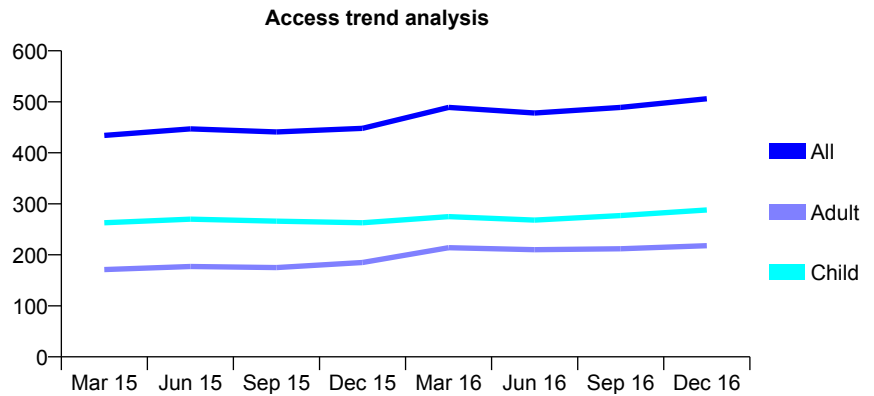
Q67 - Vital Signs At a Glance Contract Report for 270431/0001 - December 2016

Name or company name	MISS H VARAITCH
Contract type name	GDS Contract
Purpose of contract	General
Contract start date	01/02/2012
Contract end date	

16/17 Contracted general activity (UDA)	1,953
Carry forward general activity (UDA)	-13
16/17 Contracted orthodontic activity (UOA)	0
Carry forward orthodontic activity (UOA)	0
Baseline contract value	£47,751.62

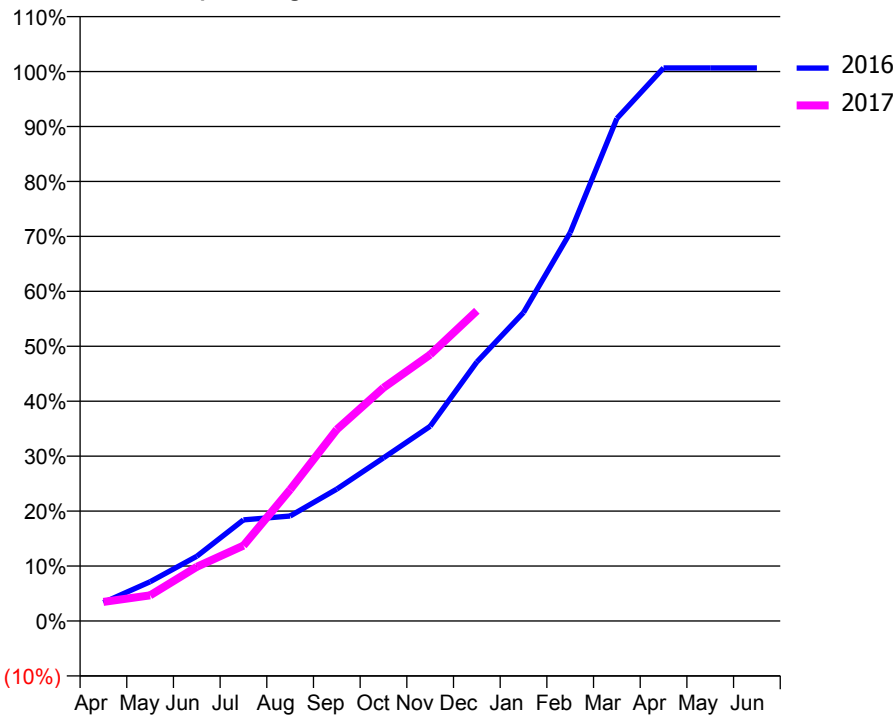
ACCESS*

Patients seen in 24 months	Total	Change since previous quarter
Quarter ending December 2015	448	
Quarter ending March 2016	489	↑
Quarter ending June 2016	478	↓
Quarter ending September 2016	489	↑
Quarter ending December 2016	506	↑
Variance since December 2015	12.9%	↑



ACTIVITY

Cumulative percentage of contracted UDA delivered 2016 & 2017



Month	Adjusted Scheduled Activity (UDA)	
	2016	2017
April	66	68
May	140	91
June	230	193
July	360	268
August	373	467
September	469	681
October	580	829
November	692	947
December	921	1,103
January	1,097	
February	1,380	
March	1,786	
April	1,966	
May	1,966	
June	1,966	

QUALITY

	Quantity	Base Number	Contract	AT	Region	England
% of FP17s for the same patient ID Re-attending within 3 months - Children	26	304	8.6%	12.1%	11.9%	12.4%
% of FP17s for the same patient ID Re-attending within 3 months - Adults	26	197	13.2%	17.2%	16.5%	16.6%
% of FP17s for the same patient ID Re-attending between 3 & 9 months - Children	191	304	62.8%	55.4%	60.2%	57.5%
% of FP17s for the same patient ID Re-attending between 3 & 9 months - Adults	101	197	51.3%	48.6%	52.0%	50.4%
% of FP17s for Band 1 Urgent Courses	58	440	13.2%	10.8%	9.5%	9.1%
% of FP17s Relating to Free Repair or Replacements	1	440	0.2%	0.6%	0.7%	0.8%
% of FP17s Relating to Continuations	0	440	0.0%	1.0%	1.2%	1.3%
% of Patients satisfied with the dentistry they have received	0	1	N/A	92.1%	92.9%	92.7%
% of Patients satisfied with the time they had to wait for an appointment	1	1	N/A	87.9%	88.8%	88.8%

* This is based on patients treated on this contract for their most recent course of treatment. Figures in italics indicate the base number of FP17s or Patient Questionnaire responses are less than 100. N/A is shown where the base number of responses is less than 10 during the period. % is calculated as Quantity/Base number*100

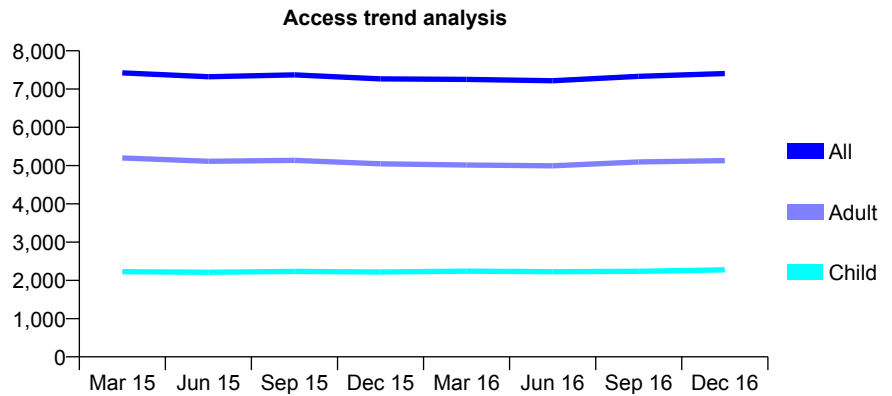
Q67 - Vital Signs At a Glance Contract Report for 279625/0002 - December 2016

Name or company name	MR BS SIDHU
Contract type name	GDS Contract
Purpose of contract	General
Contract start date	01/09/2009
Contract end date	

16/17 Contracted general activity (UDA)	21,684
Carry forward general activity (UDA)	467
16/17 Contracted orthodontic activity (UOA)	0
Carry forward orthodontic activity (UOA)	0
Baseline contract value	£505,117.10

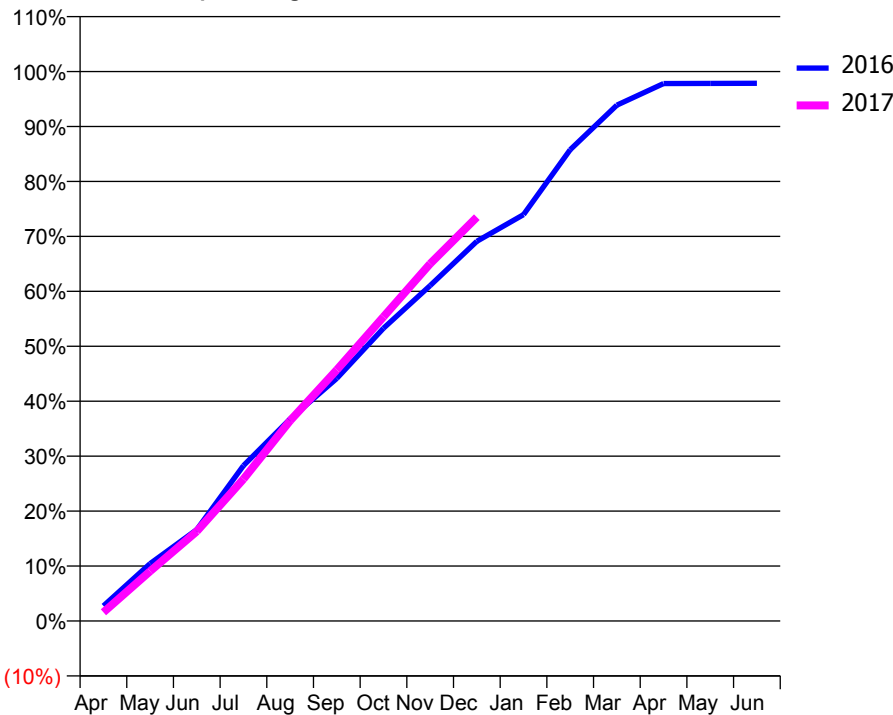
ACCESS*

Patients seen in 24 months	Total	Change since previous quarter
Quarter ending December 2015	7,265	
Quarter ending March 2016	7,253	→
Quarter ending June 2016	7,219	→
Quarter ending September 2016	7,331	→
Quarter ending December 2016	7,407	→
Variance since December 2015	2.0%	→



ACTIVITY

Cumulative percentage of contracted UDA delivered 2016 & 2017



Month	Adjusted Scheduled Activity (UDA)	
	2016	2017
April	597	346
May	2,264	1,963
June	3,605	3,537
July	6,134	5,600
August	7,976	7,905
September	9,575	9,909
October	11,553	12,006
November	13,236	14,101
December	14,983	15,937
January	16,034	
February	18,597	
March	20,355	
April	21,210	
May	21,213	
June	21,217	

QUALITY

	Quantity	Base Number	Contract	AT	Region	England
% of FP17s for the same patient ID Re-attending within 3 months - Children	242	2,794	8.7%	12.1%	11.9%	12.4%
% of FP17s for the same patient ID Re-attending within 3 months - Adults	1,236	5,972	20.7%	17.2%	16.5%	16.6%
% of FP17s for the same patient ID Re-attending between 3 & 9 months - Children	1,839	2,794	65.8%	55.4%	60.2%	57.5%
% of FP17s for the same patient ID Re-attending between 3 & 9 months - Adults	2,856	5,972	47.8%	48.6%	52.0%	50.4%
% of FP17s for Band 1 Urgent Courses	978	8,335	11.7%	10.8%	9.5%	9.1%
% of FP17s Relating to Free Repair or Replacements	30	8,335	0.4%	0.6%	0.7%	0.8%
% of FP17s Relating to Continuations	151	8,335	1.8%	1.0%	1.2%	1.3%
% of Patients satisfied with the dentistry they have received	9	9	N/A	92.1%	92.9%	92.7%
% of Patients satisfied with the time they had to wait for an appointment	9	9	N/A	87.9%	88.8%	88.8%

* This is based on patients treated on this contract for their most recent course of treatment. Figures in italics indicate the base number of FP17s or Patient Questionnaire responses are less than 100. N/A is shown where the base number of responses is less than 10 during the period. % is calculated as Quantity/Base number*100

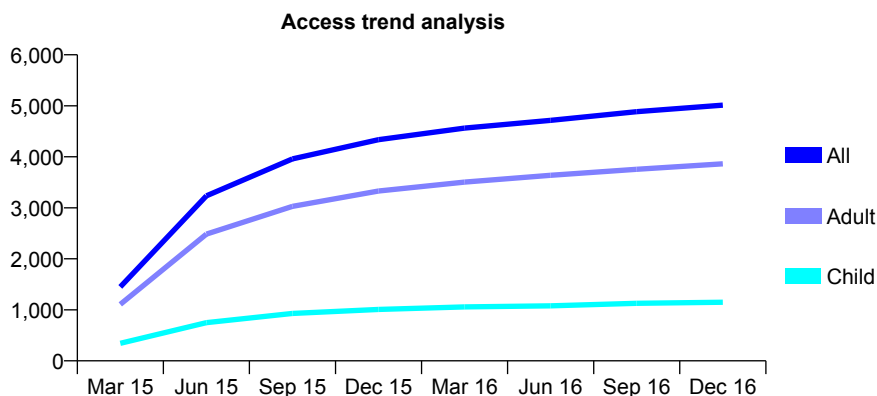
Q67 - Vital Signs At a Glance Contract Report for 280240/0001 - December 2016

Name or company name	MR SA BANVIR
Contract type name	GDS Contract
Purpose of contract	General
Contract start date	01/01/2015
Contract end date	

16/17 Contracted general activity (UDA)	16,057
Carry forward general activity (UDA)	-19
16/17 Contracted orthodontic activity (UOA)	0
Carry forward orthodontic activity (UOA)	0
Baseline contract value	£409,463.57

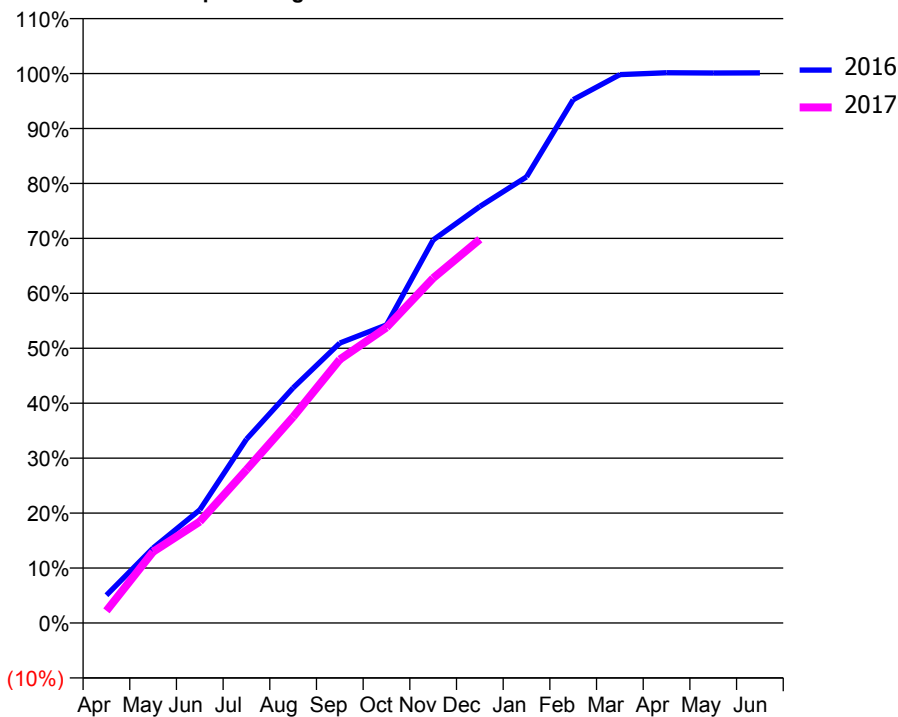
ACCESS*

Patients seen in 24 months	Total	Change since previous quarter
Quarter ending December 2015	4,337	
Quarter ending March 2016	4,563	↑
Quarter ending June 2016	4,715	↑
Quarter ending September 2016	4,884	↑
Quarter ending December 2016	5,012	↑
Variance since December 2015	15.6%	↑



ACTIVITY

Cumulative percentage of contracted UDA delivered 2016 & 2017



Month	Adjusted Scheduled Activity (UDA)	
	2016	2017
April	812	356
May	2,191	2,084
June	3,307	2,964
July	5,372	4,481
August	6,873	6,022
September	8,181	7,703
October	8,712	8,636
November	11,192	10,079
December	12,172	11,211
January	13,035	
February	15,290	
March	16,026	
April	16,080	
May	16,071	
June	16,076	

QUALITY

	Quantity	Base Number	Contract	AT	Region	England
% of FP17s for the same patient ID Re-attending within 3 months - Children	84	1,270	6.6%	12.1%	11.9%	12.4%
% of FP17s for the same patient ID Re-attending within 3 months - Adults	783	4,507	17.4%	17.2%	16.5%	16.6%
% of FP17s for the same patient ID Re-attending between 3 & 9 months - Children	755	1,270	59.4%	55.4%	60.2%	57.5%
% of FP17s for the same patient ID Re-attending between 3 & 9 months - Adults	2,716	4,507	60.3%	48.6%	52.0%	50.4%
% of FP17s for Band 1 Urgent Courses	629	5,741	11.0%	10.8%	9.5%	9.1%
% of FP17s Relating to Free Repair or Replacements	40	5,741	0.7%	0.6%	0.7%	0.8%
% of FP17s Relating to Continuations	42	5,741	0.7%	1.0%	1.2%	1.3%
% of Patients satisfied with the dentistry they have received	20	22	90.9%	92.1%	92.9%	92.7%
% of Patients satisfied with the time they had to wait for an appointment	20	22	90.9%	87.9%	88.8%	88.8%

* This is based on patients treated on this contract for their most recent course of treatment. Figures in italics indicate the base number of FP17s or Patient Questionnaire responses are less than 100. N/A is shown where the base number of responses is less than 10 during the period. % is calculated as Quantity/Base number*100

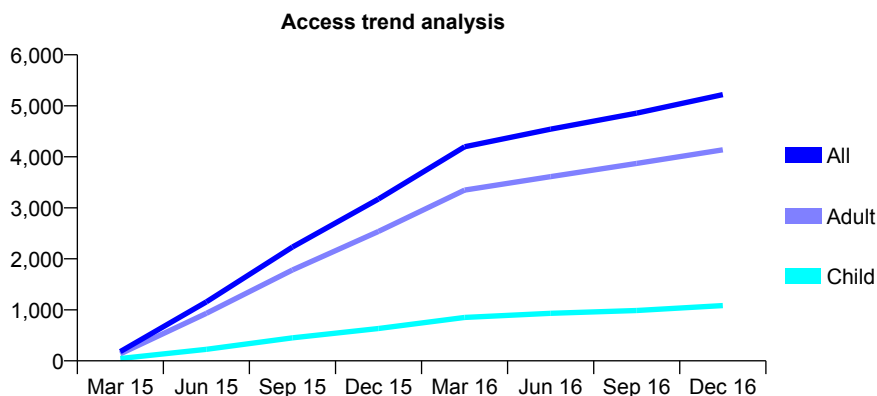
Q67 - Vital Signs At a Glance Contract Report for 281492/0001 - December 2016

Name or company name	MS C TULLURI
Contract type name	GDS Contract
Purpose of contract	General
Contract start date	12/03/2015
Contract end date	

16/17 Contracted general activity (UDA)	12,653
Carry forward general activity (UDA)	197
16/17 Contracted orthodontic activity (UOA)	0
Carry forward orthodontic activity (UOA)	0
Baseline contract value	£309,370.84

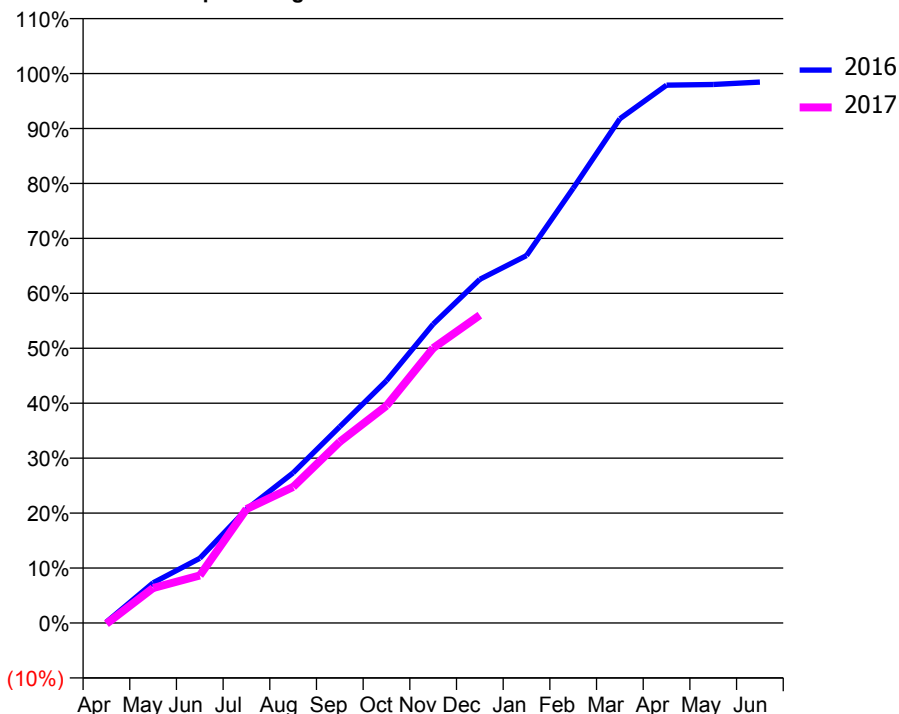
ACCESS*

Patients seen in 24 months	Total	Change since previous quarter
Quarter ending December 2015	3,173	
Quarter ending March 2016	4,198	↑
Quarter ending June 2016	4,542	↑
Quarter ending September 2016	4,857	↑
Quarter ending December 2016	5,220	↑
Variance since December 2015	64.5%	↑



ACTIVITY

Cumulative percentage of contracted UDA delivered 2016 & 2017



Month	Adjusted Scheduled Activity (UDA)	
	2016	2017
April	22	-19
May	926	807
June	1,489	1,094
July	2,619	2,624
August	3,460	3,134
September	4,521	4,176
October	5,581	5,003
November	6,884	6,328
December	7,913	7,088
January	8,462	
February	10,011	
March	11,610	
April	12,385	
May	12,399	
June	12,456	

QUALITY

	Quantity	Base Number	Contract	AT	Region	England
% of FP17s for the same patient ID Re-attending within 3 months - Children	28	744	3.8%	12.1%	11.9%	12.4%
% of FP17s for the same patient ID Re-attending within 3 months - Adults	204	2,831	7.2%	17.2%	16.5%	16.6%
% of FP17s for the same patient ID Re-attending between 3 & 9 months - Children	193	744	25.9%	55.4%	60.2%	57.5%
% of FP17s for the same patient ID Re-attending between 3 & 9 months - Adults	865	2,831	30.6%	48.6%	52.0%	50.4%
% of FP17s for Band 1 Urgent Courses	253	3,234	7.8%	10.8%	9.5%	9.1%
% of FP17s Relating to Free Repair or Replacements	9	3,234	0.3%	0.6%	0.7%	0.8%
% of FP17s Relating to Continuations	19	3,234	0.6%	1.0%	1.2%	1.3%
% of Patients satisfied with the dentistry they have received	12	17	70.6%	92.1%	92.9%	92.7%
% of Patients satisfied with the time they had to wait for an appointment	15	17	88.2%	87.9%	88.8%	88.8%

* This is based on patients treated on this contract for their most recent course of treatment. Figures in italics indicate the base number of FP17s or Patient Questionnaire responses are less than 100. N/A is shown where the base number of responses is less than 10 during the period. % is calculated as Quantity/Base number*100

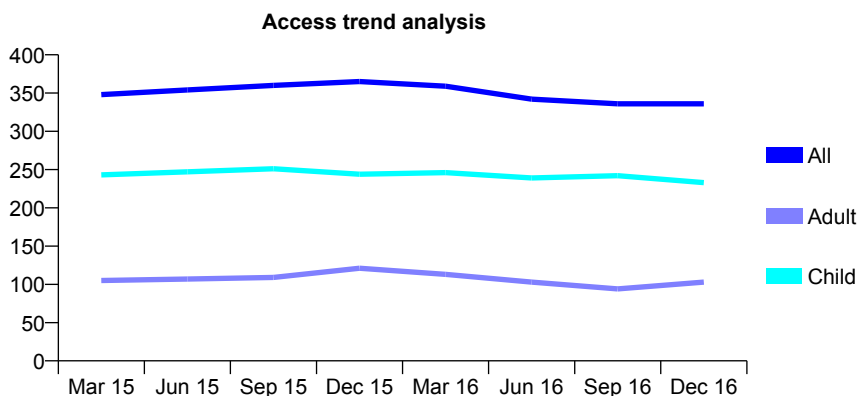
Q67 - Vital Signs At a Glance Contract Report for 300519/0002 - December 2016

Name or company name	MRS C LUPIN
Contract type name	GDS Contract
Purpose of contract	General
Contract start date	27/01/2010
Contract end date	

16/17 Contracted general activity (UDA)	900
Carry forward general activity (UDA)	0
16/17 Contracted orthodontic activity (UOA)	0
Carry forward orthodontic activity (UOA)	0
Baseline contract value	£20,542.83

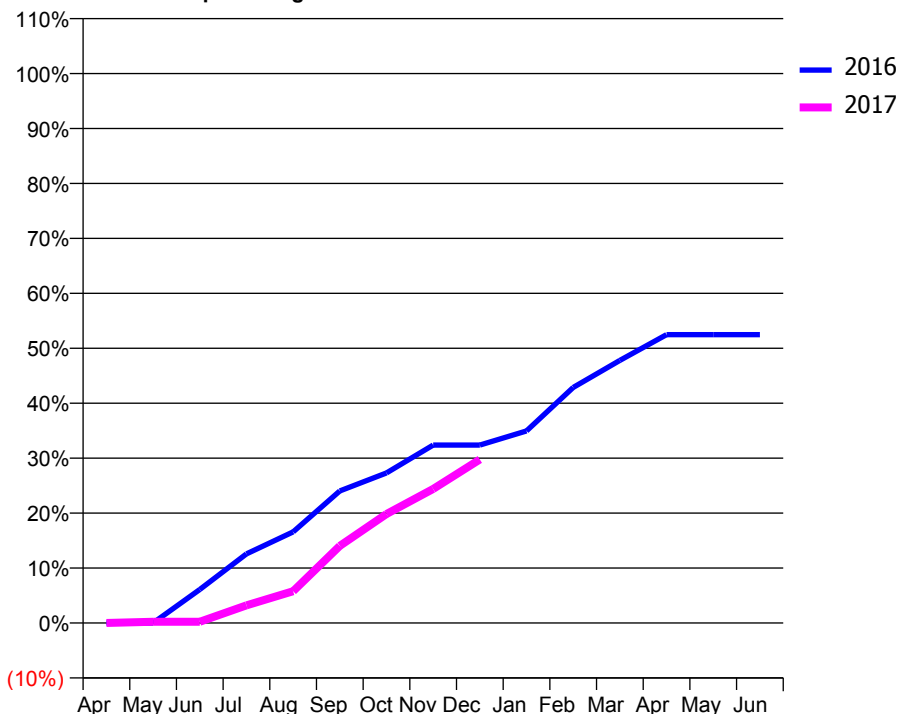
ACCESS*

Patients seen in 24 months	Total	Change since previous quarter
Quarter ending December 2015	365	
Quarter ending March 2016	359	↓
Quarter ending June 2016	342	↓
Quarter ending September 2016	336	↓
Quarter ending December 2016	336	→
Variance since December 2015	(7.9%)	↓



ACTIVITY

Cumulative percentage of contracted UDA delivered 2016 & 2017



Month	Adjusted Scheduled Activity (UDA)	
	2016	2017
April	0	0
May	0	2
June	55	2
July	113	29
August	149	52
September	216	126
October	246	179
November	291	220
December	291	268
January	315	
February	386	
March	430	
April	472	
May	472	
June	472	

QUALITY

	Quantity	Base Number	Contract	AT	Region	England
% of FP17s for the same patient ID Re-attending within 3 months - Children	9	196	4.6%	12.1%	11.9%	12.4%
% of FP17s for the same patient ID Re-attending within 3 months - Adults	3	50	6.0%	17.2%	16.5%	16.6%
% of FP17s for the same patient ID Re-attending between 3 & 9 months - Children	91	196	46.4%	55.4%	60.2%	57.5%
% of FP17s for the same patient ID Re-attending between 3 & 9 months - Adults	18	50	36.0%	48.6%	52.0%	50.4%
% of FP17s for Band 1 Urgent Courses	4	209	1.9%	10.8%	9.5%	9.1%
% of FP17s Relating to Free Repair or Replacements	1	209	0.5%	0.6%	0.7%	0.8%
% of FP17s Relating to Continuations	0	209	0.0%	1.0%	1.2%	1.3%
% of Patients satisfied with the dentistry they have received	0	0	N/A	92.1%	92.9%	92.7%
% of Patients satisfied with the time they had to wait for an appointment	0	0	N/A	87.9%	88.8%	88.8%

* This is based on patients treated on this contract for their most recent course of treatment. Figures in italics indicate the base number of FP17s or Patient Questionnaire responses are less than 100. N/A is shown where the base number of responses is less than 10 during the period. % is calculated as Quantity/Base number*100

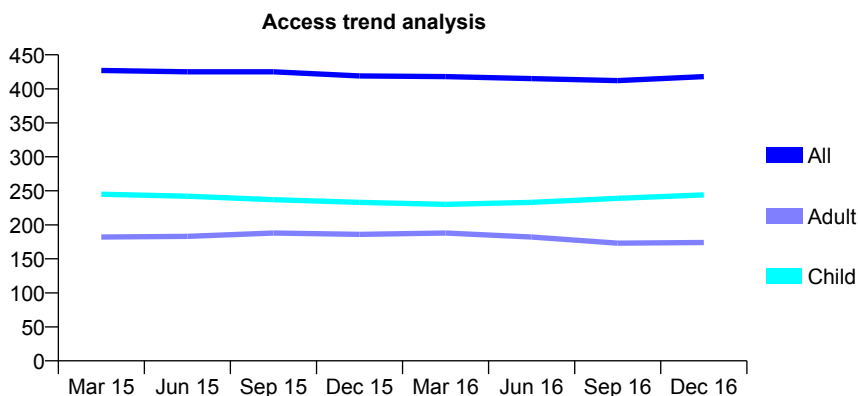
Q67 - Vital Signs At a Glance Contract Report for 308870/0001 - December 2016

Name or company name	MR RA JOLLIFFE
Contract type name	GDS Contract
Purpose of contract	General
Contract start date	01/04/2006
Contract end date	

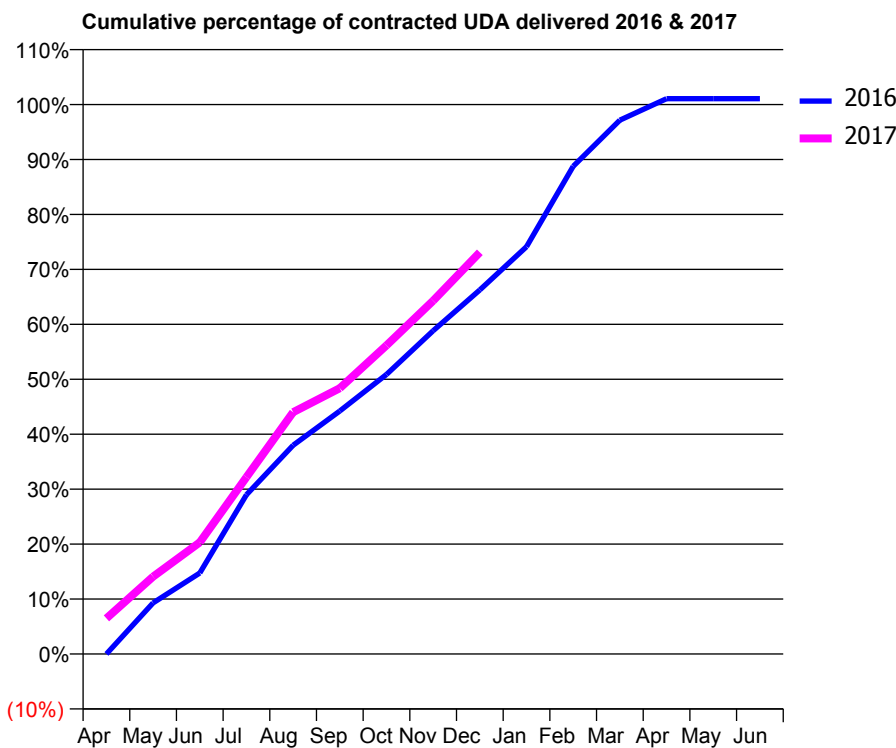
16/17 Contracted general activity (UDA)	1,400
Carry forward general activity (UDA)	-15
16/17 Contracted orthodontic activity (UOA)	0
Carry forward orthodontic activity (UOA)	0
Baseline contract value	£31,556.42

ACCESS*

Patients seen in 24 months	Total	Change since previous quarter
Quarter ending December 2015	419	
Quarter ending March 2016	418	→
Quarter ending June 2016	415	→
Quarter ending September 2016	412	→
Quarter ending December 2016	418	→
Variance since December 2015	(0.2%)	→



ACTIVITY



Month	Adjusted Scheduled Activity (UDA)	
	2016	2017
April	0	91
May	130	197
June	206	284
July	406	451
August	532	616
September	619	677
October	712	786
November	824	900
December	928	1,023
January	1,038	
February	1,243	
March	1,360	
April	1,415	
May	1,415	
June	1,415	

QUALITY

	Quantity	Base Number	Contract	AT	Region	England
% of FP17s for the same patient ID Re-attending within 3 months - Children	32	355	9.0%	12.1%	11.9%	12.4%
% of FP17s for the same patient ID Re-attending within 3 months - Adults	43	221	19.5%	17.2%	16.5%	16.6%
% of FP17s for the same patient ID Re-attending between 3 & 9 months - Children	261	355	73.5%	55.4%	60.2%	57.5%
% of FP17s for the same patient ID Re-attending between 3 & 9 months - Adults	154	221	69.7%	48.6%	52.0%	50.4%
% of FP17s for Band 1 Urgent Courses	7	558	1.3%	10.8%	9.5%	9.1%
% of FP17s Relating to Free Repair or Replacements	0	558	0.0%	0.6%	0.7%	0.8%
% of FP17s Relating to Continuations	0	558	0.0%	1.0%	1.2%	1.3%
% of Patients satisfied with the dentistry they have received	0	0	N/A	92.1%	92.9%	92.7%
% of Patients satisfied with the time they had to wait for an appointment	0	0	N/A	87.9%	88.8%	88.8%

* This is based on patients treated on this contract for their most recent course of treatment. Figures in italics indicate the base number of FP17s or Patient Questionnaire responses are less than 100. N/A is shown where the base number of responses is less than 10 during the period. % is calculated as Quantity/Base number*100

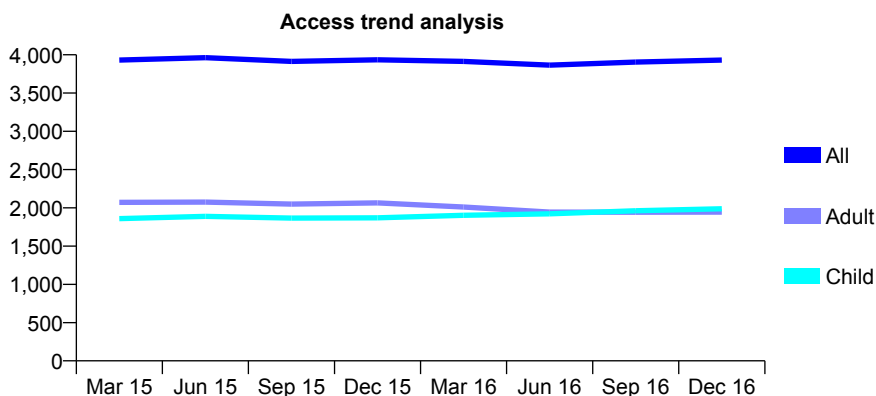
Q67 - Vital Signs At a Glance Contract Report for 317764/0004 - December 2016

Name or company name	Ashley Lupin & Associates Ltd
Contract type name	GDS Contract
Purpose of contract	General
Contract start date	29/03/2010
Contract end date	

16/17 Contracted general activity (UDA)	16,144
Carry forward general activity (UDA)	177
16/17 Contracted orthodontic activity (UOA)	0
Carry forward orthodontic activity (UOA)	0
Baseline contract value	£399,064.85

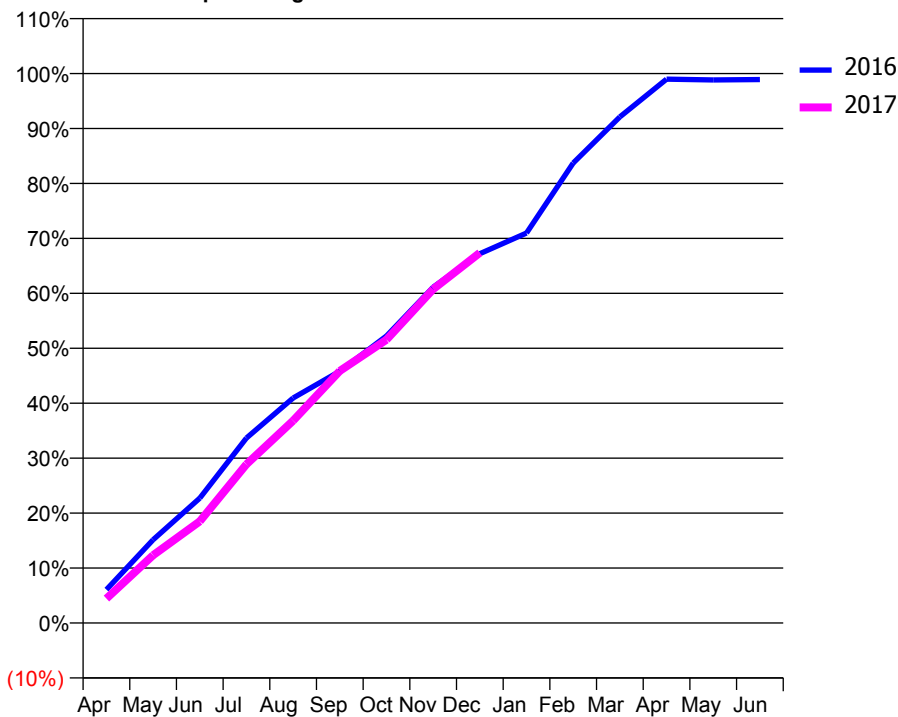
ACCESS*

Patients seen in 24 months	Total	Change since previous quarter
Quarter ending December 2015	3,934	
Quarter ending March 2016	3,914	→
Quarter ending June 2016	3,865	↓
Quarter ending September 2016	3,905	→
Quarter ending December 2016	3,932	→
Variance since December 2015	(0.1%)	→



ACTIVITY

Cumulative percentage of contracted UDA delivered 2016 & 2017



QUALITY

	Quantity	Base Number	Contract	AT	Region	England
% of FP17s for the same patient ID Re-attending within 3 months - Children	270	2,110	12.8%	12.1%	11.9%	12.4%
% of FP17s for the same patient ID Re-attending within 3 months - Adults	880	2,233	39.4%	17.2%	16.5%	16.6%
% of FP17s for the same patient ID Re-attending between 3 & 9 months - Children	1,020	2,110	48.3%	55.4%	60.2%	57.5%
% of FP17s for the same patient ID Re-attending between 3 & 9 months - Adults	665	2,233	29.8%	48.6%	52.0%	50.4%
% of FP17s for Band 1 Urgent Courses	796	4,072	19.5%	10.8%	9.5%	9.1%
% of FP17s Relating to Free Repair or Replacements	0	4,072	0.0%	0.6%	0.7%	0.8%
% of FP17s Relating to Continuations	30	4,072	0.7%	1.0%	1.2%	1.3%
% of Patients satisfied with the dentistry they have received	6	7	N/A	92.1%	92.9%	92.7%
% of Patients satisfied with the time they had to wait for an appointment	7	7	N/A	87.9%	88.8%	88.8%

* This is based on patients treated on this contract for their most recent course of treatment. Figures in italics indicate the base number of FP17s or Patient Questionnaire responses are less than 100. N/A is shown where the base number of responses is less than 10 during the period. % is calculated as Quantity/Base number*100

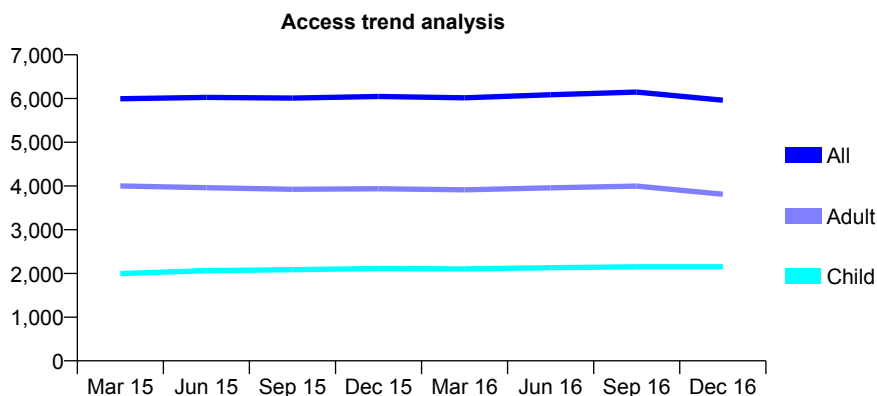
Q67 - Vital Signs At a Glance Contract Report for 318892/0002 - December 2016

Name or company name	MR DP BUSH
Contract type name	GDS Contract
Purpose of contract	General
Contract start date	01/11/2012
Contract end date	

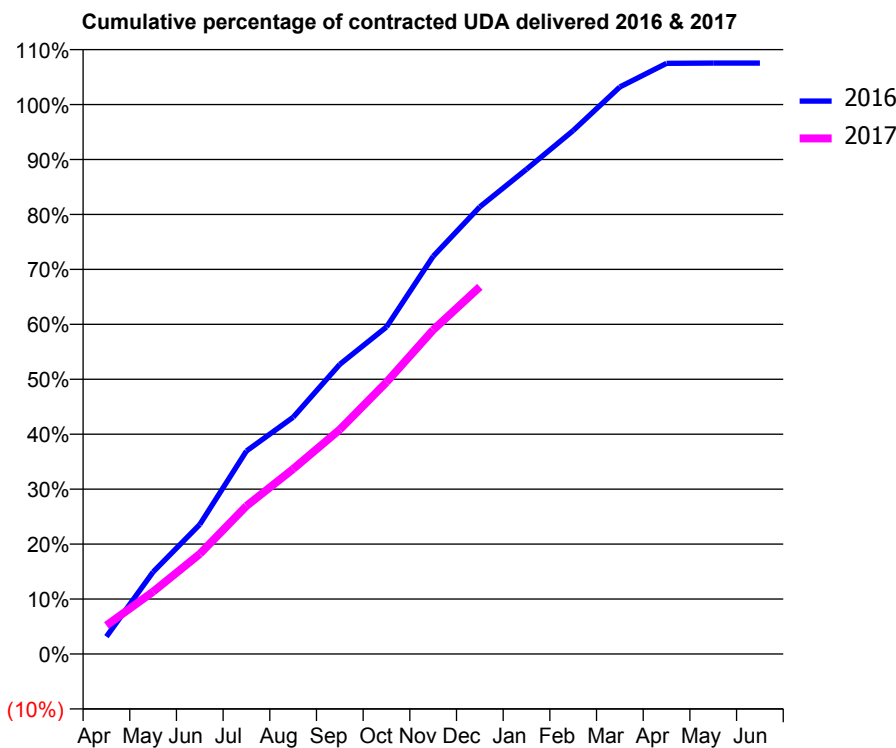
16/17 Contracted general activity (UDA)	14,293
Carry forward general activity (UDA)	0
16/17 Contracted orthodontic activity (UOA)	0
Carry forward orthodontic activity (UOA)	0
Baseline contract value	£349,469.51

ACCESS*

Patients seen in 24 months	Total	Change since previous quarter
Quarter ending December 2015	6,047	
Quarter ending March 2016	6,015	→
Quarter ending June 2016	6,086	→
Quarter ending September 2016	6,149	→
Quarter ending December 2016	5,962	↓
Variance since December 2015	(1.4%)	↓



ACTIVITY



Month	Adjusted Scheduled Activity (UDA)	
	2016	2017
April	451	743
May	2,136	1,620
June	3,370	2,602
July	5,282	3,851
August	6,158	4,813
September	7,537	5,840
October	8,507	7,070
November	10,345	8,431
December	11,632	9,550
January	12,610	
February	13,617	
March	14,750	
April	15,364	
May	15,369	
June	15,369	

QUALITY

	Quantity	Base Number	Contract	AT	Region	England
% of FP17s for the same patient ID Re-attending within 3 months - Children	169	2,614	6.5%	12.1%	11.9%	12.4%
% of FP17s for the same patient ID Re-attending within 3 months - Adults	303	2,521	12.0%	17.2%	16.5%	16.6%
% of FP17s for the same patient ID Re-attending between 3 & 9 months - Children	1,639	2,614	62.7%	55.4%	60.2%	57.5%
% of FP17s for the same patient ID Re-attending between 3 & 9 months - Adults	816	2,521	32.4%	48.6%	52.0%	50.4%
% of FP17s for Band 1 Urgent Courses	342	4,826	7.1%	10.8%	9.5%	9.1%
% of FP17s Relating to Free Repair or Replacements	18	4,826	0.4%	0.6%	0.7%	0.8%
% of FP17s Relating to Continuations	11	4,826	0.2%	1.0%	1.2%	1.3%
% of Patients satisfied with the dentistry they have received	8	8	N/A	92.1%	92.9%	92.7%
% of Patients satisfied with the time they had to wait for an appointment	7	8	N/A	87.9%	88.8%	88.8%

* This is based on patients treated on this contract for their most recent course of treatment. Figures in italics indicate the base number of FP17s or Patient Questionnaire responses are less than 100. N/A is shown where the base number of responses is less than 10 during the period. % is calculated as Quantity/Base number*100

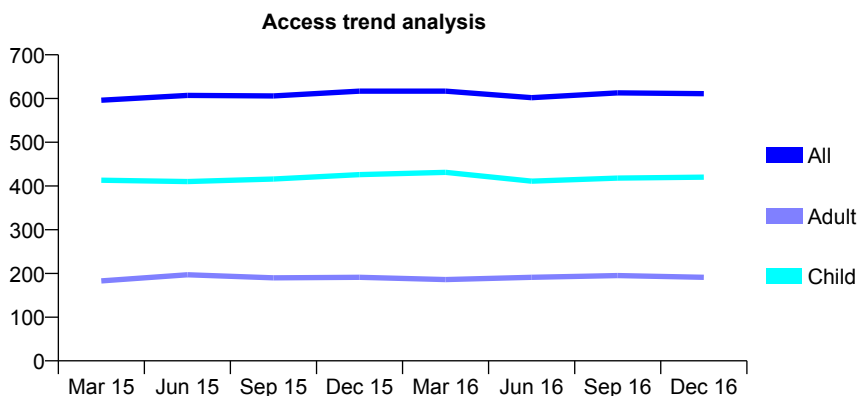
Q67 - Vital Signs At a Glance Contract Report for 319406/0001 - December 2016

Name or company name	MR DG CASEY
Contract type name	GDS Contract
Purpose of contract	General
Contract start date	01/04/2006
Contract end date	

16/17 Contracted general activity (UDA)	1,400
Carry forward general activity (UDA)	-28
16/17 Contracted orthodontic activity (UOA)	0
Carry forward orthodontic activity (UOA)	0
Baseline contract value	£34,230.55

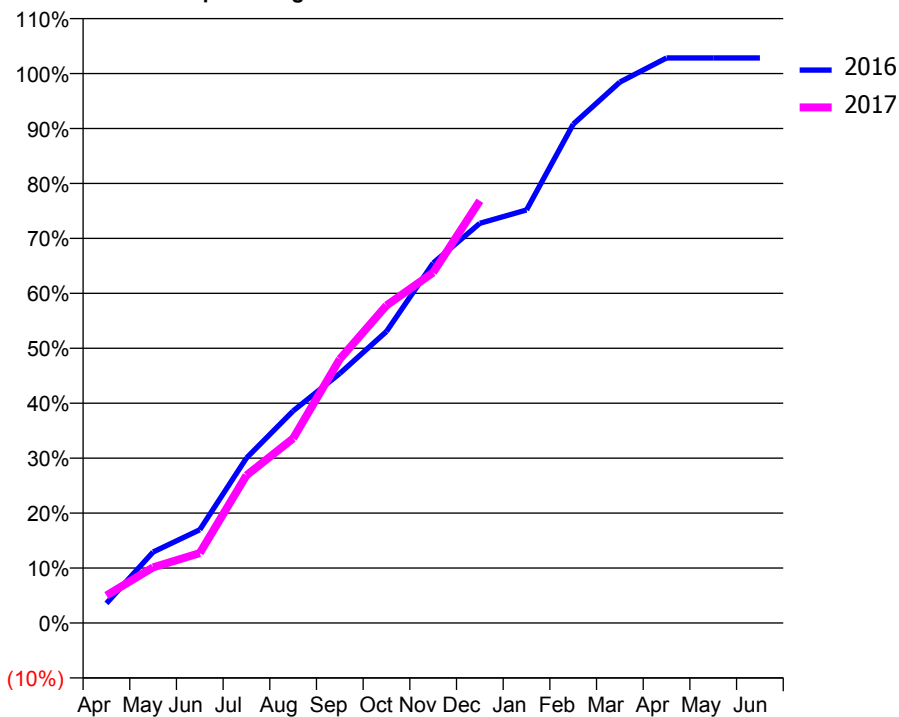
ACCESS*

Patients seen in 24 months	Total	Change since previous quarter
Quarter ending December 2015	617	
Quarter ending March 2016	617	→
Quarter ending June 2016	602	↓
Quarter ending September 2016	613	→
Quarter ending December 2016	611	→
Variance since December 2015	(1.0%)	→



ACTIVITY

Cumulative percentage of contracted UDA delivered 2016 & 2017



Month	Adjusted Scheduled Activity (UDA)	
	2016	2017
April	50	70
May	181	142
June	238	178
July	420	376
August	540	470
September	636	673
October	743	809
November	917	893
December	1,018	1,076
January	1,052	
February	1,271	
March	1,378	
April	1,440	
May	1,440	
June	1,440	

QUALITY

	Quantity	Base Number	Contract	AT	Region	England
% of FP17s for the same patient ID Re-attending within 3 months - Children	42	465	9.0%	12.1%	11.9%	12.4%
% of FP17s for the same patient ID Re-attending within 3 months - Adults	45	175	25.7%	17.2%	16.5%	16.6%
% of FP17s for the same patient ID Re-attending between 3 & 9 months - Children	245	465	52.7%	55.4%	60.2%	57.5%
% of FP17s for the same patient ID Re-attending between 3 & 9 months - Adults	74	175	42.3%	48.6%	52.0%	50.4%
% of FP17s for Band 1 Urgent Courses	24	603	4.0%	10.8%	9.5%	9.1%
% of FP17s Relating to Free Repair or Replacements	0	603	0.0%	0.6%	0.7%	0.8%
% of FP17s Relating to Continuations	1	603	0.2%	1.0%	1.2%	1.3%
% of Patients satisfied with the dentistry they have received	0	0	N/A	92.1%	92.9%	92.7%
% of Patients satisfied with the time they had to wait for an appointment	0	0	N/A	87.9%	88.8%	88.8%

* This is based on patients treated on this contract for their most recent course of treatment. Figures in italics indicate the base number of FP17s or Patient Questionnaire responses are less than 100. N/A is shown where the base number of responses is less than 10 during the period. % is calculated as Quantity/Base number*100

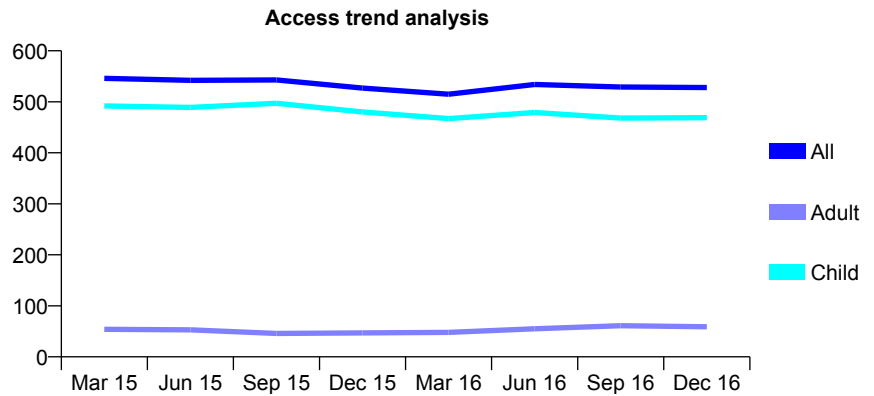
Q67 - Vital Signs At a Glance Contract Report for 319821/0001 - December 2016

Name or company name	MR PJ DENING
Contract type name	GDS Contract
Purpose of contract	General
Contract start date	01/04/2006
Contract end date	

16/17 Contracted general activity (UDA)	1,042
Carry forward general activity (UDA)	-21
16/17 Contracted orthodontic activity (UOA)	0
Carry forward orthodontic activity (UOA)	0
Baseline contract value	£23,154.42

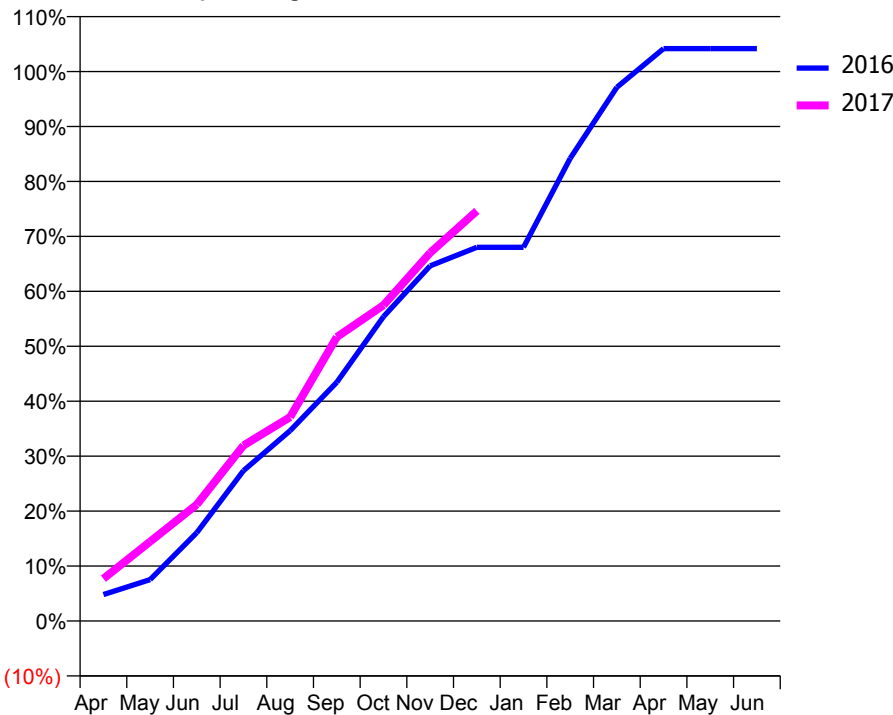
ACCESS*

Patients seen in 24 months	Total	Change since previous quarter
Quarter ending December 2015	527	
Quarter ending March 2016	515	↓
Quarter ending June 2016	534	↑
Quarter ending September 2016	529	→
Quarter ending December 2016	528	→
Variance since December 2015	0.2%	→



ACTIVITY

Cumulative percentage of contracted UDA delivered 2016 & 2017



Month	Adjusted Scheduled Activity (UDA)	
	2016	2017
April	50	80
May	79	151
June	168	221
July	285	333
August	361	387
September	453	538
October	577	599
November	674	698
December	709	778
January	709	
February	877	
March	1,012	
April	1,085	
May	1,085	
June	1,085	

QUALITY

	Quantity	Base Number	Contract	AT	Region	England
% of FP17s for the same patient ID Re-attending within 3 months - Children	49	640	7.7%	12.1%	11.9%	12.4%
% of FP17s for the same patient ID Re-attending within 3 months - Adults	0	0	N/A	17.2%	16.5%	16.6%
% of FP17s for the same patient ID Re-attending between 3 & 9 months - Children	453	640	70.8%	55.4%	60.2%	57.5%
% of FP17s for the same patient ID Re-attending between 3 & 9 months - Adults	0	0	N/A	48.6%	52.0%	50.4%
% of FP17s for Band 1 Urgent Courses	14	570	2.5%	10.8%	9.5%	9.1%
% of FP17s Relating to Free Repair or Replacements	0	570	0.0%	0.6%	0.7%	0.8%
% of FP17s Relating to Continuations	0	570	0.0%	1.0%	1.2%	1.3%
% of Patients satisfied with the dentistry they have received	2	2	N/A	92.1%	92.9%	92.7%
% of Patients satisfied with the time they had to wait for an appointment	2	2	N/A	87.9%	88.8%	88.8%

* This is based on patients treated on this contract for their most recent course of treatment. Figures in italics indicate the base number of FP17s or Patient Questionnaire responses are less than 100. N/A is shown where the base number of responses is less than 10 during the period. % is calculated as Quantity/Base number*100

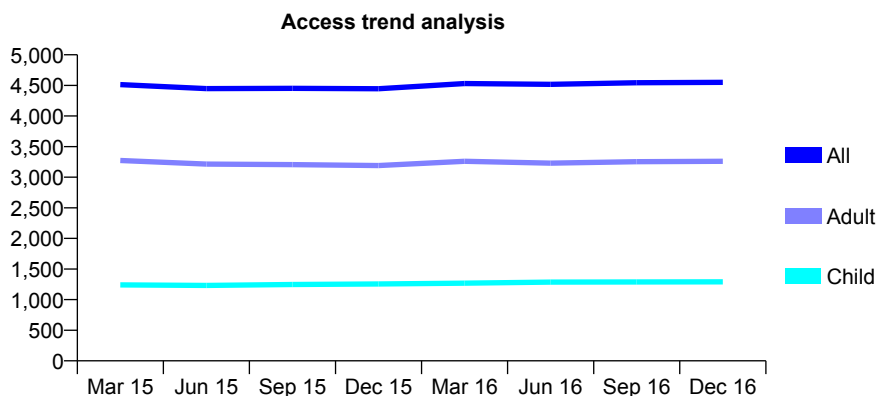
Q67 - Vital Signs At a Glance Contract Report for 320625/0001 - December 2016

Name or company name	MR SA RUMARY
Contract type name	GDS Contract
Purpose of contract	General
Contract start date	01/04/2006
Contract end date	

16/17 Contracted general activity (UDA)	16,902
Carry forward general activity (UDA)	171
16/17 Contracted orthodontic activity (UOA)	0
Carry forward orthodontic activity (UOA)	0
Baseline contract value	£413,260.55

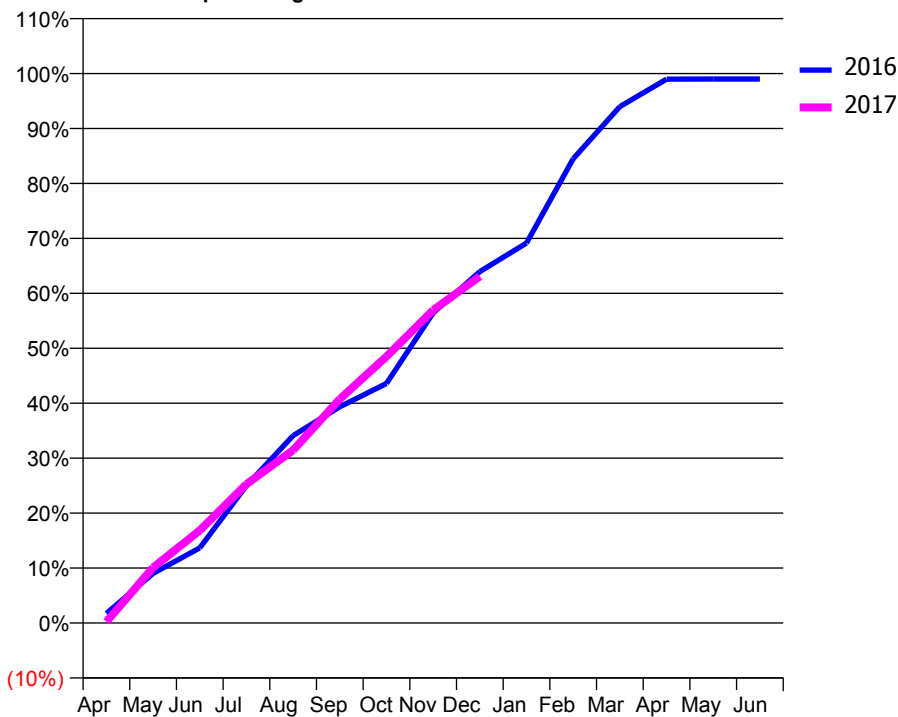
ACCESS*

Patients seen in 24 months	Total	Change since previous quarter
Quarter ending December 2015	4,445	
Quarter ending March 2016	4,530	→
Quarter ending June 2016	4,517	→
Quarter ending September 2016	4,543	→
Quarter ending December 2016	4,551	→
Variance since December 2015	2.4%	↑



ACTIVITY

Cumulative percentage of contracted UDA delivered 2016 & 2017



Month	Adjusted Scheduled Activity (UDA)	
	2016	2017
April	292	38
May	1,526	1,706
June	2,313	2,847
July	4,226	4,273
August	5,767	5,317
September	6,652	6,890
October	7,367	8,196
November	9,539	9,626
December	10,809	10,664
January	11,687	
February	14,278	
March	15,883	
April	16,728	
May	16,731	
June	16,731	

QUALITY

	Quantity	Base Number	Contract	AT	Region	England
% of FP17s for the same patient ID Re-attending within 3 months - Children	124	1,444	8.6%	12.1%	11.9%	12.4%
% of FP17s for the same patient ID Re-attending within 3 months - Adults	751	3,877	19.4%	17.2%	16.5%	16.6%
% of FP17s for the same patient ID Re-attending between 3 & 9 months - Children	838	1,444	58.0%	55.4%	60.2%	57.5%
% of FP17s for the same patient ID Re-attending between 3 & 9 months - Adults	2,270	3,877	58.6%	48.6%	52.0%	50.4%
% of FP17s for Band 1 Urgent Courses	599	5,027	11.9%	10.8%	9.5%	9.1%
% of FP17s Relating to Free Repair or Replacements	102	5,027	2.0%	0.6%	0.7%	0.8%
% of FP17s Relating to Continuations	9	5,027	0.2%	1.0%	1.2%	1.3%
% of Patients satisfied with the dentistry they have received	24	25	96.0%	92.1%	92.9%	92.7%
% of Patients satisfied with the time they had to wait for an appointment	25	25	100.0%	87.9%	88.8%	88.8%

* This is based on patients treated on this contract for their most recent course of treatment. Figures in italics indicate the base number of FP17s or Patient Questionnaire responses are less than 100. N/A is shown where the base number of responses is less than 10 during the period. % is calculated as Quantity/Base number*100

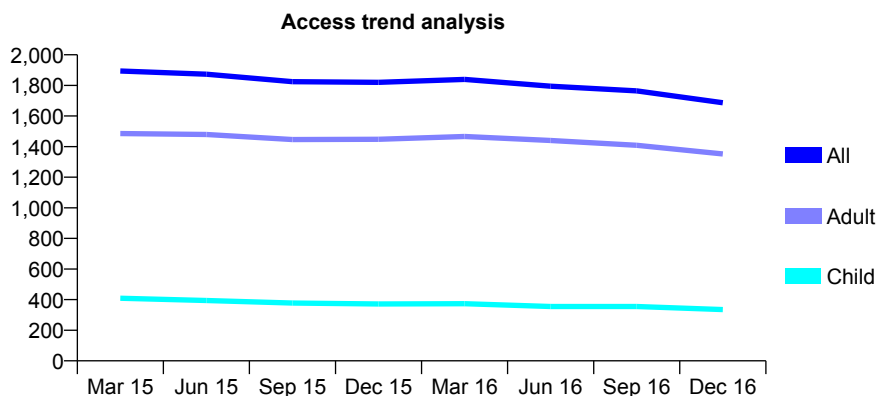
Q67 - Vital Signs At a Glance Contract Report for 323462/0001 - December 2016

Name or company name	MR SS SHOKER
Contract type name	GDS Contract
Purpose of contract	General
Contract start date	01/04/2006
Contract end date	

16/17 Contracted general activity (UDA)	5,936
Carry forward general activity (UDA)	0
16/17 Contracted orthodontic activity (UOA)	0
Carry forward orthodontic activity (UOA)	0
Baseline contract value	£145,137.55

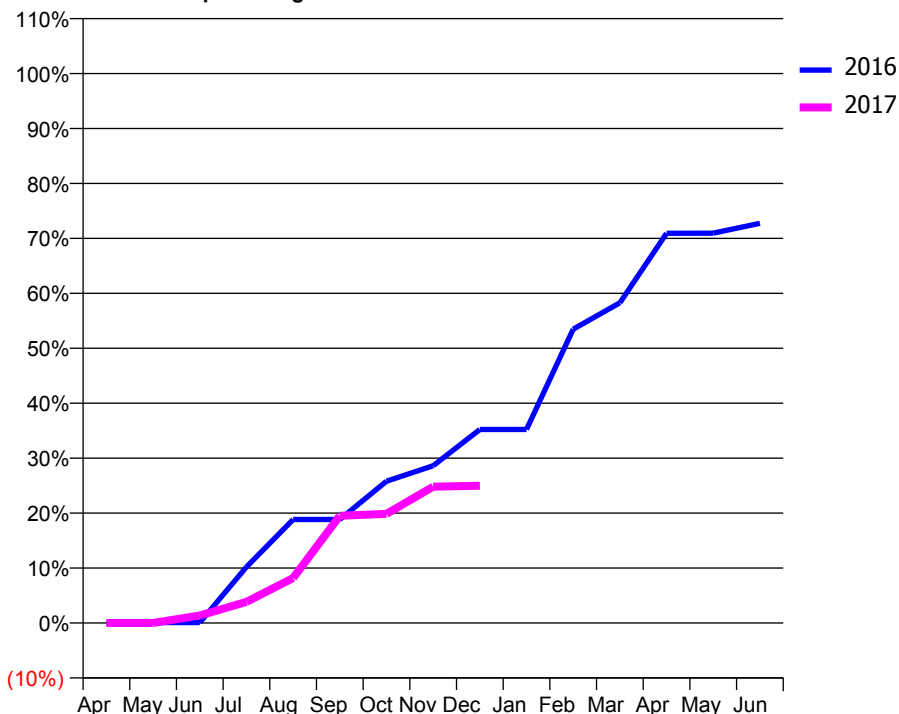
ACCESS*

Patients seen in 24 months	Total	Change since previous quarter
Quarter ending December 2015	1,820	
Quarter ending March 2016	1,839	→
Quarter ending June 2016	1,795	↓
Quarter ending September 2016	1,764	↓
Quarter ending December 2016	1,687	↓
Variance since December 2015	(7.3%)	↓



ACTIVITY

Cumulative percentage of contracted UDA delivered 2016 & 2017



Month	Adjusted Scheduled Activity (UDA)	
	2016	2017
April	0	1
May	5	1
June	5	81
July	606	228
August	1,118	487
September	1,118	1,159
October	1,531	1,179
November	1,699	1,473
December	2,091	1,483
January	2,091	
February	3,175	
March	3,460	
April	4,210	
May	4,211	
June	4,318	

QUALITY

	Quantity	Base Number	Contract	AT	Region	England
% of FP17s for the same patient ID Re-attending within 3 months - Children	25	242	10.3%	12.1%	11.9%	12.4%
% of FP17s for the same patient ID Re-attending within 3 months - Adults	133	947	14.0%	17.2%	16.5%	16.6%
% of FP17s for the same patient ID Re-attending between 3 & 9 months - Children	119	242	49.2%	55.4%	60.2%	57.5%
% of FP17s for the same patient ID Re-attending between 3 & 9 months - Adults	445	947	47.0%	48.6%	52.0%	50.4%
% of FP17s for Band 1 Urgent Courses	46	723	6.4%	10.8%	9.5%	9.1%
% of FP17s Relating to Free Repair or Replacements	16	723	2.2%	0.6%	0.7%	0.8%
% of FP17s Relating to Continuations	6	723	0.8%	1.0%	1.2%	1.3%
% of Patients satisfied with the dentistry they have received	3	3	N/A	92.1%	92.9%	92.7%
% of Patients satisfied with the time they had to wait for an appointment	3	3	N/A	87.9%	88.8%	88.8%

* This is based on patients treated on this contract for their most recent course of treatment. Figures in italics indicate the base number of FP17s or Patient Questionnaire responses are less than 100. N/A is shown where the base number of responses is less than 10 during the period. % is calculated as Quantity/Base number*100

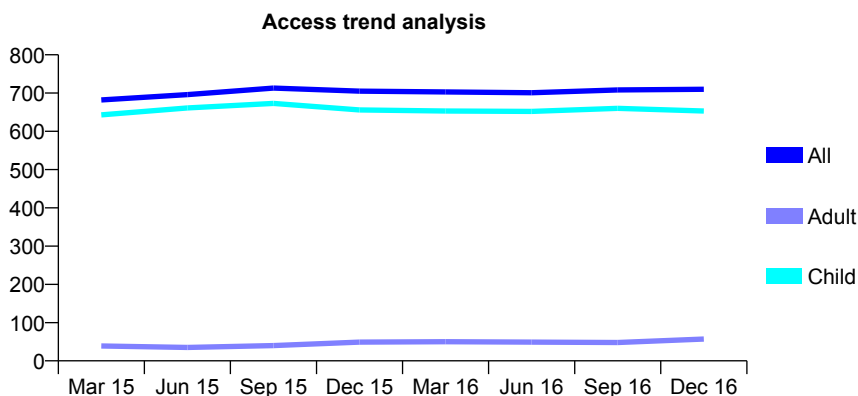
Q67 - Vital Signs At a Glance Contract Report for 330493/0001 - December 2016

Name or company name	MR CF GUNTER
Contract type name	GDS Contract
Purpose of contract	General
Contract start date	01/04/2006
Contract end date	

16/17 Contracted general activity (UDA)	1,171
Carry forward general activity (UDA)	-13
16/17 Contracted orthodontic activity (UOA)	0
Carry forward orthodontic activity (UOA)	0
Baseline contract value	£28,631.42

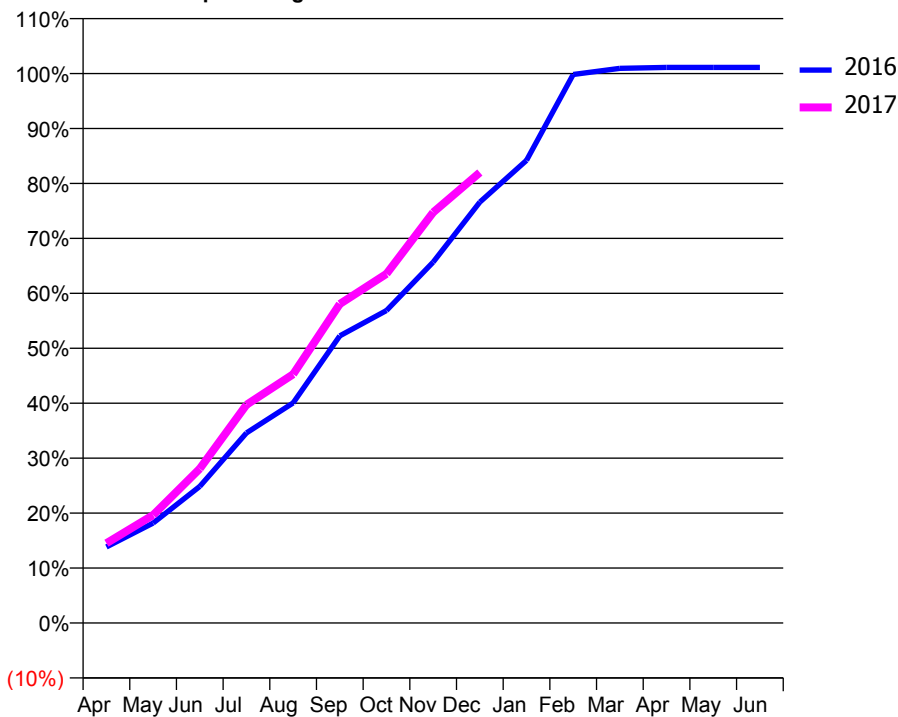
ACCESS*

Patients seen in 24 months	Total	Change since previous quarter
Quarter ending December 2015	705	
Quarter ending March 2016	703	→
Quarter ending June 2016	701	→
Quarter ending September 2016	708	→
Quarter ending December 2016	710	→
Variance since December 2015	0.7%	→



ACTIVITY

Cumulative percentage of contracted UDA delivered 2016 & 2017



Month	Adjusted Scheduled Activity (UDA)	
	2016	2017
April	162	170
May	213	230
June	291	329
July	405	465
August	469	530
September	612	680
October	666	744
November	769	875
December	897	960
January	986	
February	1,169	
March	1,182	
April	1,184	
May	1,184	
June	1,184	

QUALITY

	Quantity	Base Number	Contract	AT	Region	England
% of FP17s for the same patient ID Re-attending within 3 months - Children	22	777	2.8%	12.1%	11.9%	12.4%
% of FP17s for the same patient ID Re-attending within 3 months - Adults	0	0	N/A	17.2%	16.5%	16.6%
% of FP17s for the same patient ID Re-attending between 3 & 9 months - Children	481	777	61.9%	55.4%	60.2%	57.5%
% of FP17s for the same patient ID Re-attending between 3 & 9 months - Adults	0	0	N/A	48.6%	52.0%	50.4%
% of FP17s for Band 1 Urgent Courses	0	776	0.0%	10.8%	9.5%	9.1%
% of FP17s Relating to Free Repair or Replacements	0	776	0.0%	0.6%	0.7%	0.8%
% of FP17s Relating to Continuations	0	776	0.0%	1.0%	1.2%	1.3%
% of Patients satisfied with the dentistry they have received	1	1	N/A	92.1%	92.9%	92.7%
% of Patients satisfied with the time they had to wait for an appointment	0	1	N/A	87.9%	88.8%	88.8%

* This is based on patients treated on this contract for their most recent course of treatment. Figures in italics indicate the base number of FP17s or Patient Questionnaire responses are less than 100. N/A is shown where the base number of responses is less than 10 during the period. % is calculated as Quantity/Base number*100

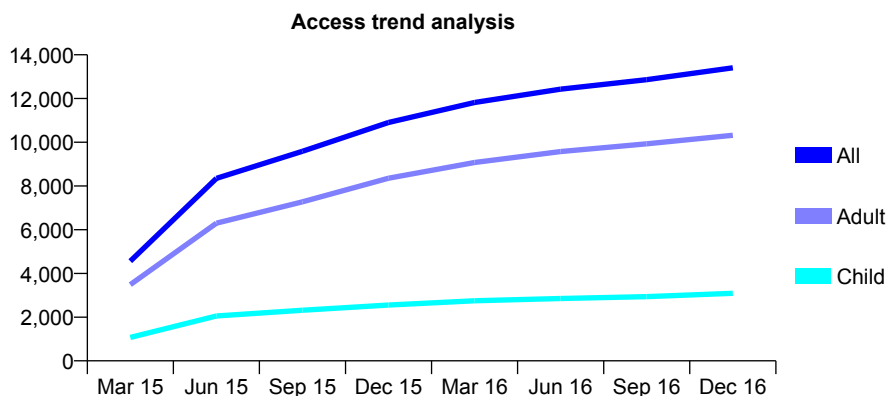
Q67 - Vital Signs At a Glance Contract Report for 330736/0018 - December 2016

Name or company name	MR N PATEL
Contract type name	GDS Contract
Purpose of contract	General and Orthodontic
Contract start date	01/01/2015
Contract end date	

16/17 Contracted general activity (UDA)	38,100
Carry forward general activity (UDA)	643
16/17 Contracted orthodontic activity (UOA)	1,275
Carry forward orthodontic activity (UOA)	0
Baseline contract value	£986,612.82

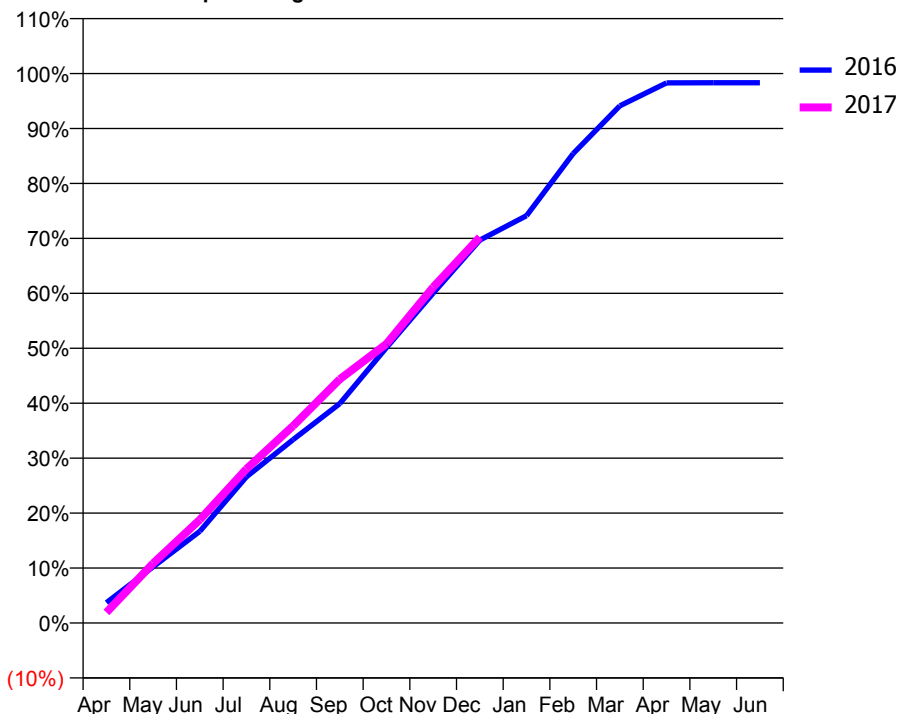
ACCESS*

Patients seen in 24 months	Total	Change since previous quarter
Quarter ending December 2015	10,904	
Quarter ending March 2016	11,820	↑
Quarter ending June 2016	12,428	↑
Quarter ending September 2016	12,863	↑
Quarter ending December 2016	13,406	↑
Variance since December 2015	22.9%	↑



ACTIVITY

Cumulative percentage of contracted UDA delivered 2016 & 2017



Month	Adjusted Scheduled Activity (UDA)	
	2016	2017
April	1,411	731
May	3,900	4,134
June	6,361	7,164
July	10,138	10,684
August	12,720	13,668
September	15,212	16,905
October	19,094	19,356
November	22,867	23,288
December	26,551	26,754
January	28,245	
February	32,554	
March	35,862	
April	37,451	
May	37,457	
June	37,457	

QUALITY

	Quantity	Base Number	Contract	AT	Region	England
% of FP17s for the same patient ID Re-attending within 3 months - Children	354	3,988	8.9%	12.1%	11.9%	12.4%
% of FP17s for the same patient ID Re-attending within 3 months - Adults	1,448	12,488	11.6%	17.2%	16.5%	16.6%
% of FP17s for the same patient ID Re-attending between 3 & 9 months - Children	2,695	3,988	67.6%	55.4%	60.2%	57.5%
% of FP17s for the same patient ID Re-attending between 3 & 9 months - Adults	8,183	12,488	65.5%	48.6%	52.0%	50.4%
% of FP17s for Band 1 Urgent Courses	1,288	15,492	8.3%	10.8%	9.5%	9.1%
% of FP17s Relating to Free Repair or Replacements	63	15,492	0.4%	0.6%	0.7%	0.8%
% of FP17s Relating to Continuations	34	15,492	0.2%	1.0%	1.2%	1.3%
% of Patients satisfied with the dentistry they have received	27	33	81.8%	92.1%	92.9%	92.7%
% of Patients satisfied with the time they had to wait for an appointment	31	33	93.9%	87.9%	88.8%	88.8%

* This is based on patients treated on this contract for their most recent course of treatment. Figures in italics indicate the base number of FP17s or Patient Questionnaire responses are less than 100. N/A is shown where the base number of responses is less than 10 during the period. % is calculated as Quantity/Base number*100

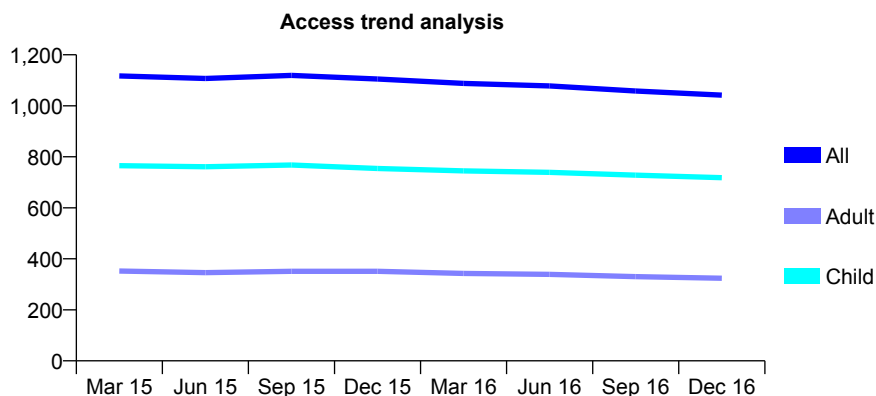
Q67 - Vital Signs At a Glance Contract Report for 331538/0001 - December 2016

Name or company name	MR SJ PATIENT
Contract type name	GDS Contract
Purpose of contract	General
Contract start date	01/04/2006
Contract end date	

16/17 Contracted general activity (UDA)	1,842
Carry forward general activity (UDA)	25
16/17 Contracted orthodontic activity (UOA)	0
Carry forward orthodontic activity (UOA)	0
Baseline contract value	£46,367.80

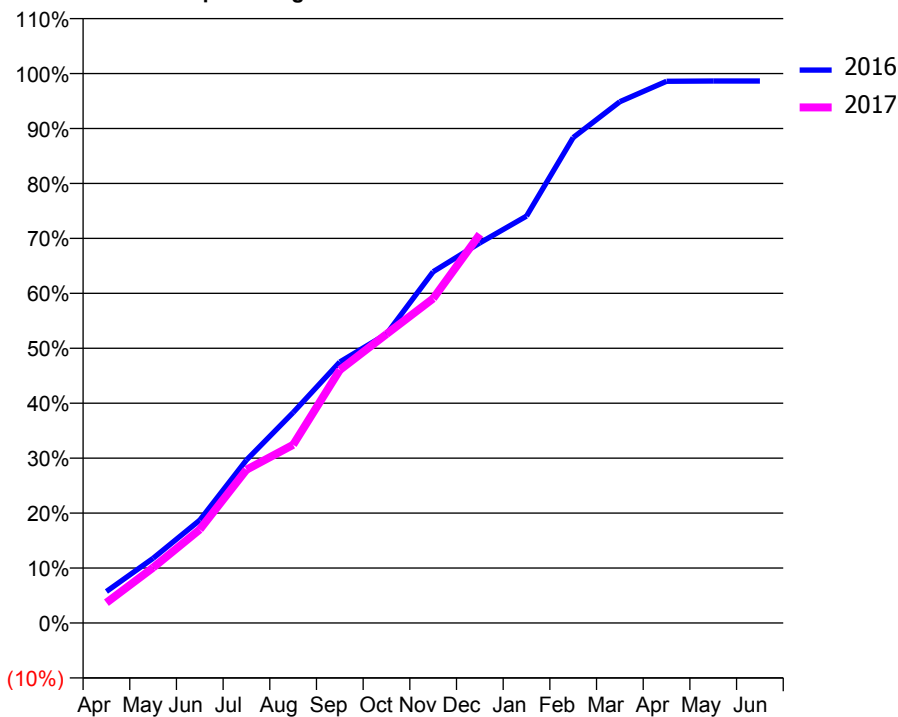
ACCESS*

Patients seen in 24 months	Total	Change since previous quarter
Quarter ending December 2015	1,105	
Quarter ending March 2016	1,088	↓
Quarter ending June 2016	1,078	→
Quarter ending September 2016	1,058	↓
Quarter ending December 2016	1,042	↓
Variance since December 2015	(5.7%)	↓



ACTIVITY

Cumulative percentage of contracted UDA delivered 2016 & 2017



Month	Adjusted Scheduled Activity (UDA)	
	2016	2017
April	106	68
May	217	186
June	345	314
July	547	514
August	706	597
September	875	848
October	969	968
November	1,178	1,088
December	1,274	1,303
January	1,364	
February	1,627	
March	1,748	
April	1,816	
May	1,817	
June	1,817	

QUALITY

	Quantity	Base Number	Contract	AT	Region	England
% of FP17s for the same patient ID Re-attending within 3 months - Children	38	740	5.1%	12.1%	11.9%	12.4%
% of FP17s for the same patient ID Re-attending within 3 months - Adults	7	180	3.9%	17.2%	16.5%	16.6%
% of FP17s for the same patient ID Re-attending between 3 & 9 months - Children	344	740	46.5%	55.4%	60.2%	57.5%
% of FP17s for the same patient ID Re-attending between 3 & 9 months - Adults	77	180	42.8%	48.6%	52.0%	50.4%
% of FP17s for Band 1 Urgent Courses	45	874	5.1%	10.8%	9.5%	9.1%
% of FP17s Relating to Free Repair or Replacements	0	874	0.0%	0.6%	0.7%	0.8%
% of FP17s Relating to Continuations	0	874	0.0%	1.0%	1.2%	1.3%
% of Patients satisfied with the dentistry they have received	2	2	N/A	92.1%	92.9%	92.7%
% of Patients satisfied with the time they had to wait for an appointment	2	2	N/A	87.9%	88.8%	88.8%

* This is based on patients treated on this contract for their most recent course of treatment. Figures in italics indicate the base number of FP17s or Patient Questionnaire responses are less than 100. N/A is shown where the base number of responses is less than 10 during the period. % is calculated as Quantity/Base number*100

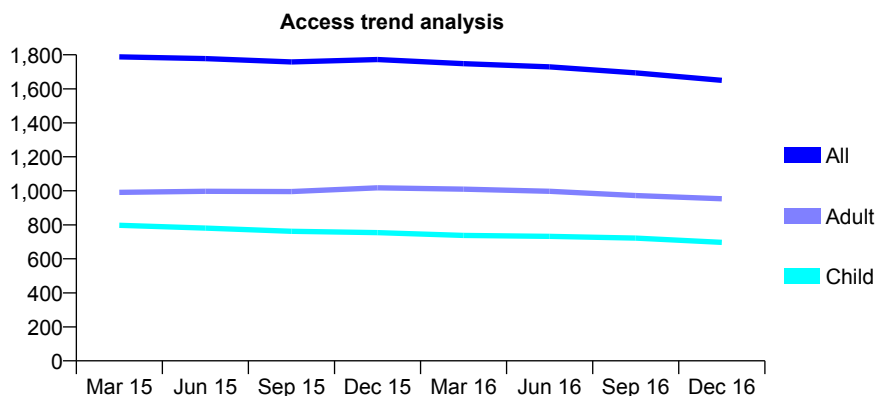
Q67 - Vital Signs At a Glance Contract Report for 332623/0001 - December 2016

Name or company name	MR RE BANKS
Contract type name	GDS Contract
Purpose of contract	General
Contract start date	01/04/2006
Contract end date	

16/17 Contracted general activity (UDA)	4,750
Carry forward general activity (UDA)	0
16/17 Contracted orthodontic activity (UOA)	0
Carry forward orthodontic activity (UOA)	0
Baseline contract value	£115,118.38

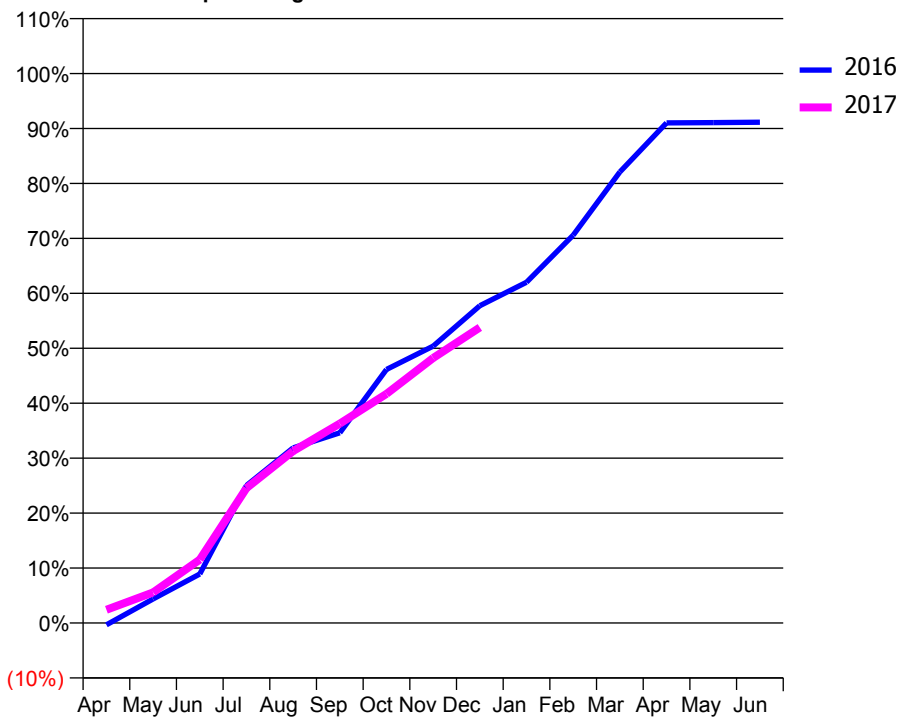
ACCESS*

Patients seen in 24 months	Total	Change since previous quarter
Quarter ending December 2015	1,772	
Quarter ending March 2016	1,748	↓
Quarter ending June 2016	1,729	↓
Quarter ending September 2016	1,694	↓
Quarter ending December 2016	1,650	↓
Variance since December 2015	(6.9%)	↓



ACTIVITY

Cumulative percentage of contracted UDA delivered 2016 & 2017



Month	Adjusted Scheduled Activity (UDA)	
	2016	2017
April	-17	115
May	208	265
June	424	548
July	1,189	1,166
August	1,514	1,486
September	1,644	1,724
October	2,192	1,981
November	2,394	2,291
December	2,743	2,554
January	2,945	
February	3,352	
March	3,898	
April	4,323	
May	4,326	
June	4,329	

QUALITY

	Quantity	Base Number	Contract	AT	Region	England
% of FP17s for the same patient ID Re-attending within 3 months - Children	57	768	7.4%	12.1%	11.9%	12.4%
% of FP17s for the same patient ID Re-attending within 3 months - Adults	128	911	14.1%	17.2%	16.5%	16.6%
% of FP17s for the same patient ID Re-attending between 3 & 9 months - Children	497	768	64.7%	55.4%	60.2%	57.5%
% of FP17s for the same patient ID Re-attending between 3 & 9 months - Adults	586	911	64.3%	48.6%	52.0%	50.4%
% of FP17s for Band 1 Urgent Courses	102	1,450	7.0%	10.8%	9.5%	9.1%
% of FP17s Relating to Free Repair or Replacements	0	1,450	0.0%	0.6%	0.7%	0.8%
% of FP17s Relating to Continuations	24	1,450	1.7%	1.0%	1.2%	1.3%
% of Patients satisfied with the dentistry they have received	3	3	N/A	92.1%	92.9%	92.7%
% of Patients satisfied with the time they had to wait for an appointment	1	3	N/A	87.9%	88.8%	88.8%

* This is based on patients treated on this contract for their most recent course of treatment. Figures in italics indicate the base number of FP17s or Patient Questionnaire responses are less than 100. N/A is shown where the base number of responses is less than 10 during the period. % is calculated as Quantity/Base number*100

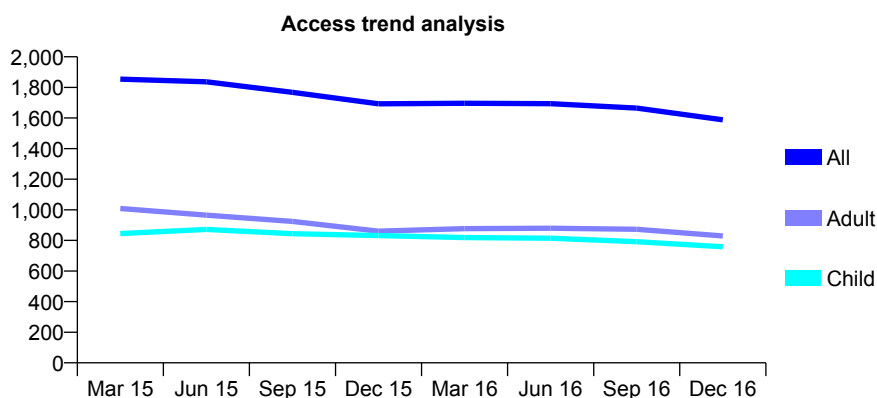
Q67 - Vital Signs At a Glance Contract Report for 333751/0001 - December 2016

Name or company name	MR J MEAKIN
Contract type name	GDS Contract
Purpose of contract	General
Contract start date	01/04/2006
Contract end date	

16/17 Contracted general activity (UDA)	2,211
Carry forward general activity (UDA)	-33
16/17 Contracted orthodontic activity (UOA)	0
Carry forward orthodontic activity (UOA)	0
Baseline contract value	£49,140.99

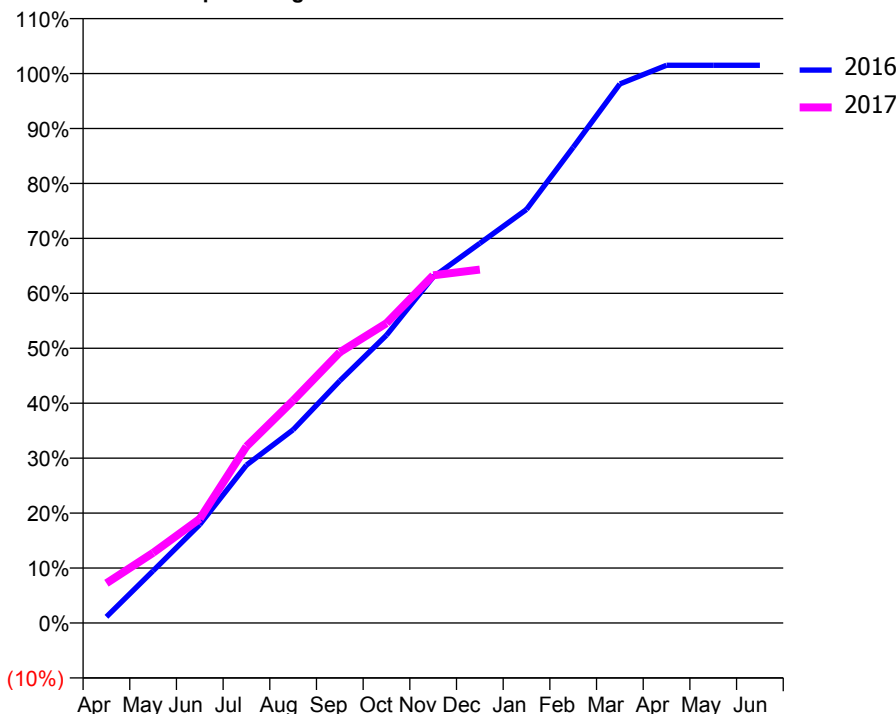
ACCESS*

Patients seen in 24 months	Total	Change since previous quarter
Quarter ending December 2015	1,693	
Quarter ending March 2016	1,696	→
Quarter ending June 2016	1,694	→
Quarter ending September 2016	1,665	↓
Quarter ending December 2016	1,588	↓
Variance since December 2015	(6.2%)	↓



ACTIVITY

Cumulative percentage of contracted UDA delivered 2016 & 2017



Adjusted Scheduled Activity (UDA)

Month	2016	2017
April	25	160
May	210	282
June	396	419
July	636	711
August	778	895
September	975	1,090
October	1,158	1,207
November	1,392	1,399
December	1,528	1,422
January	1,664	
February	1,914	
March	2,169	
April	2,244	
May	2,244	
June	2,244	

QUALITY

	Quantity	Base Number	Contract	AT	Region	England
% of FP17s for the same patient ID Re-attending within 3 months - Children	46	795	5.8%	12.1%	11.9%	12.4%
% of FP17s for the same patient ID Re-attending within 3 months - Adults	100	696	14.4%	17.2%	16.5%	16.6%
% of FP17s for the same patient ID Re-attending between 3 & 9 months - Children	508	795	63.9%	55.4%	60.2%	57.5%
% of FP17s for the same patient ID Re-attending between 3 & 9 months - Adults	344	696	49.4%	48.6%	52.0%	50.4%
% of FP17s for Band 1 Urgent Courses	16	866	1.8%	10.8%	9.5%	9.1%
% of FP17s Relating to Free Repair or Replacements	0	866	0.0%	0.6%	0.7%	0.8%
% of FP17s Relating to Continuations	0	866	0.0%	1.0%	1.2%	1.3%
% of Patients satisfied with the dentistry they have received	2	2	N/A	92.1%	92.9%	92.7%
% of Patients satisfied with the time they had to wait for an appointment	2	2	N/A	87.9%	88.8%	88.8%

* This is based on patients treated on this contract for their most recent course of treatment. Figures in italics indicate the base number of FP17s or Patient Questionnaire responses are less than 100. N/A is shown where the base number of responses is less than 10 during the period. % is calculated as Quantity/Base number*100

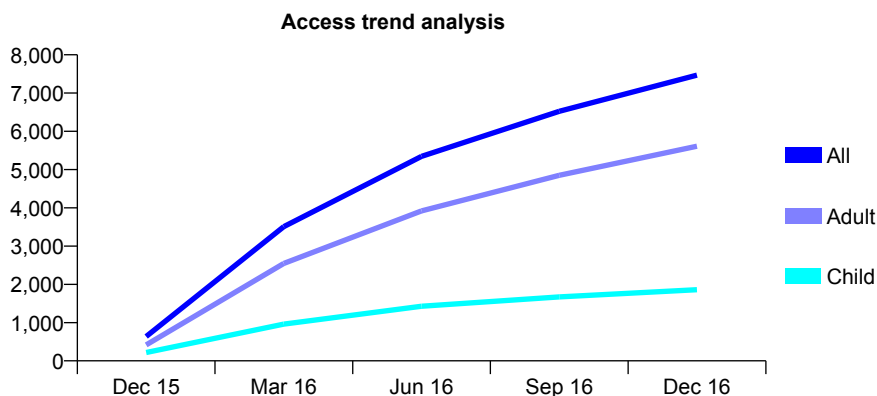
Q67 - Vital Signs At a Glance Contract Report for 339156/0003 - December 2016

Name or company name	MR N SAFDAR
Contract type name	GDS Contract
Purpose of contract	General
Contract start date	01/12/2015
Contract end date	

16/17 Contracted general activity (UDA)	28,422
Carry forward general activity (UDA)	0
16/17 Contracted orthodontic activity (UOA)	0
Carry forward orthodontic activity (UOA)	0
Baseline contract value	£631,693.35

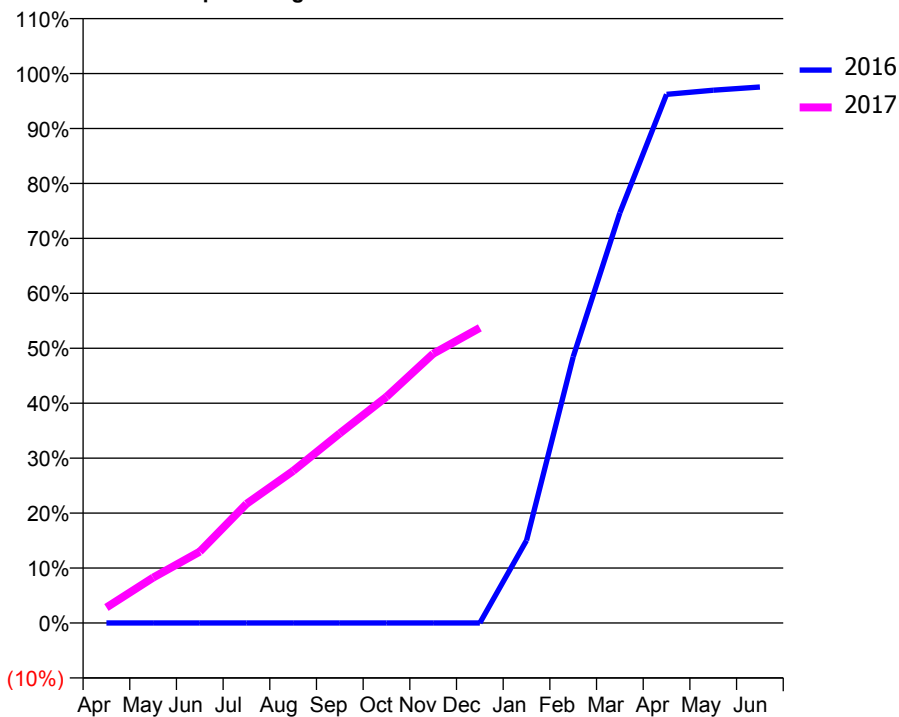
ACCESS*

Patients seen in 24 months	Total	Change since previous quarter
Quarter ending December 2015	636	
Quarter ending March 2016	3,508	↑
Quarter ending June 2016	5,346	↑
Quarter ending September 2016	6,524	↑
Quarter ending December 2016	7,470	↑
Variance since December 2015	1074.5%	↑



ACTIVITY

Cumulative percentage of contracted UDA delivered 2016 & 2017



Adjusted Scheduled Activity (UDA)

Month	2016	2017
April	0	807
May	0	2,351
June	0	3,695
July	0	6,166
August	0	7,863
September	0	9,814
October	0	11,703
November	0	13,930
December	0	15,267
January	1,424	
February	4,589	
March	7,073	
April	9,116	
May	9,187	
June	9,241	

QUALITY

	Quantity	Base Number	Contract	AT	Region	England
% of FP17s for the same patient ID Re-attending within 3 months - Children	136	2,014	6.8%	12.1%	11.9%	12.4%
% of FP17s for the same patient ID Re-attending within 3 months - Adults	1,017	6,384	15.9%	17.2%	16.5%	16.6%
% of FP17s for the same patient ID Re-attending between 3 & 9 months - Children	733	2,014	36.4%	55.4%	60.2%	57.5%
% of FP17s for the same patient ID Re-attending between 3 & 9 months - Adults	1,938	6,384	30.4%	48.6%	52.0%	50.4%
% of FP17s for Band 1 Urgent Courses	767	7,697	10.0%	10.8%	9.5%	9.1%
% of FP17s Relating to Free Repair or Replacements	104	7,697	1.4%	0.6%	0.7%	0.8%
% of FP17s Relating to Continuations	74	7,697	1.0%	1.0%	1.2%	1.3%
% of Patients satisfied with the dentistry they have received	17	18	94.4%	92.1%	92.9%	92.7%
% of Patients satisfied with the time they had to wait for an appointment	16	18	88.9%	87.9%	88.8%	88.8%

* This is based on patients treated on this contract for their most recent course of treatment. Figures in italics indicate the base number of FP17s or Patient Questionnaire responses are less than 100. N/A is shown where the base number of responses is less than 10 during the period. % is calculated as Quantity/Base number*100

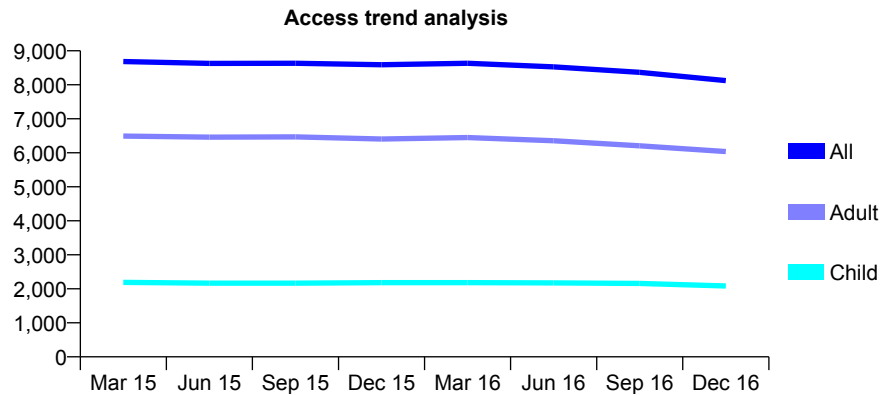
Q67 - Vital Signs At a Glance Contract Report for 339296/0001 - December 2016

Name or company name	MRS G BIANI
Contract type name	GDS Contract
Purpose of contract	General
Contract start date	01/04/2006
Contract end date	

16/17 Contracted general activity (UDA)	24,152
Carry forward general activity (UDA)	0
16/17 Contracted orthodontic activity (UOA)	0
Carry forward orthodontic activity (UOA)	0
Baseline contract value	£561,577.73

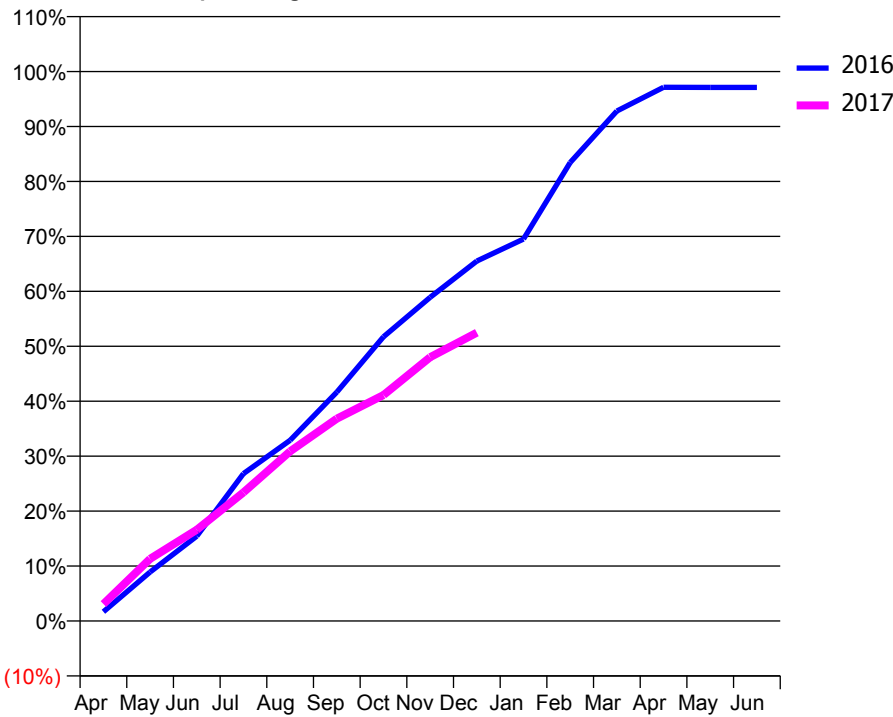
ACCESS*

Patients seen in 24 months	Total	Change since previous quarter
Quarter ending December 2015	8,590	
Quarter ending March 2016	8,633	→
Quarter ending June 2016	8,528	↓
Quarter ending September 2016	8,367	↓
Quarter ending December 2016	8,122	↓
Variance since December 2015	(5.4%)	↓



ACTIVITY

Cumulative percentage of contracted UDA delivered 2016 & 2017



Month	Adjusted Scheduled Activity (UDA)	
	2016	2017
April	409	746
May	2,155	2,735
June	3,730	4,014
July	6,481	5,656
August	7,944	7,456
September	10,063	8,896
October	12,491	9,930
November	14,229	11,598
December	15,819	12,671
January	16,788	
February	20,152	
March	22,417	
April	23,456	
May	23,451	
June	23,451	

QUALITY

	Quantity	Base Number	Contract	AT	Region	England
% of FP17s for the same patient ID Re-attending within 3 months - Children	147	2,190	6.7%	12.1%	11.9%	12.4%
% of FP17s for the same patient ID Re-attending within 3 months - Adults	895	6,066	14.8%	17.2%	16.5%	16.6%
% of FP17s for the same patient ID Re-attending between 3 & 9 months - Children	1,382	2,190	63.1%	55.4%	60.2%	57.5%
% of FP17s for the same patient ID Re-attending between 3 & 9 months - Adults	3,609	6,066	59.5%	48.6%	52.0%	50.4%
% of FP17s for Band 1 Urgent Courses	827	7,312	11.3%	10.8%	9.5%	9.1%
% of FP17s Relating to Free Repair or Replacements	48	7,312	0.7%	0.6%	0.7%	0.8%
% of FP17s Relating to Continuations	14	7,312	0.2%	1.0%	1.2%	1.3%
% of Patients satisfied with the dentistry they have received	18	19	94.7%	92.1%	92.9%	92.7%
% of Patients satisfied with the time they had to wait for an appointment	18	19	94.7%	87.9%	88.8%	88.8%

* This is based on patients treated on this contract for their most recent course of treatment. Figures in italics indicate the base number of FP17s or Patient Questionnaire responses are less than 100. N/A is shown where the base number of responses is less than 10 during the period. % is calculated as Quantity/Base number*100

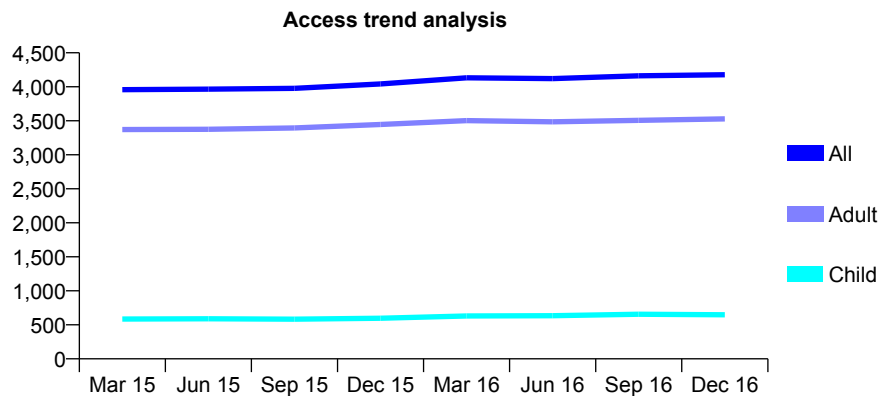
Q67 - Vital Signs At a Glance Contract Report for 340782/0001 - December 2016

Name or company name	MRS F HAGHI
Contract type name	GDS Contract
Purpose of contract	General
Contract start date	01/04/2006
Contract end date	

16/17 Contracted general activity (UDA)	13,363
Carry forward general activity (UDA)	-171
16/17 Contracted orthodontic activity (UOA)	0
Carry forward orthodontic activity (UOA)	0
Baseline contract value	£297,003.27

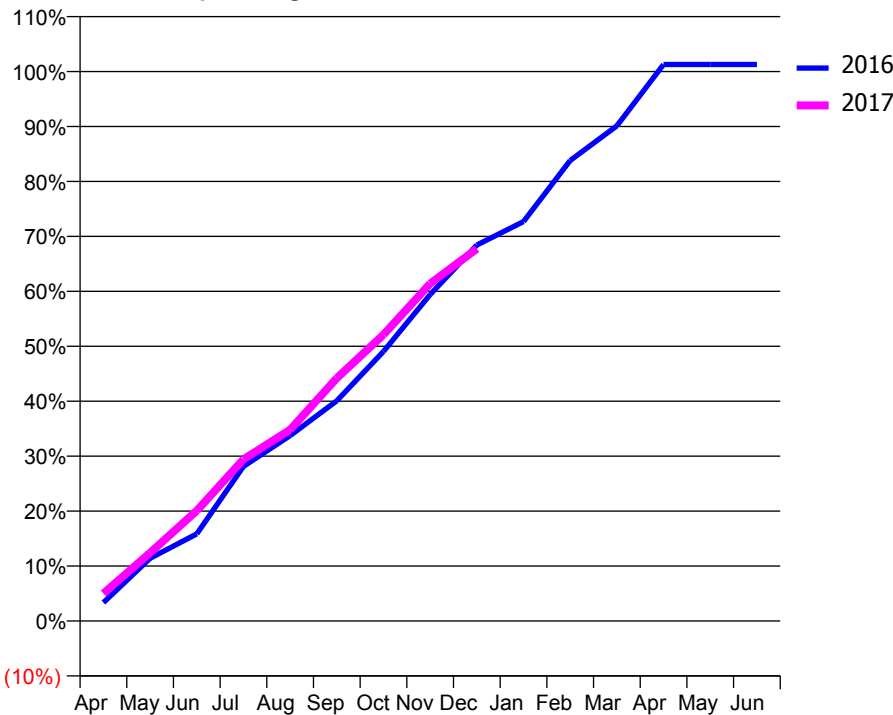
ACCESS*

Patients seen in 24 months	Total	Change since previous quarter
Quarter ending December 2015	4,043	
Quarter ending March 2016	4,133	↑
Quarter ending June 2016	4,121	→
Quarter ending September 2016	4,161	→
Quarter ending December 2016	4,178	→
Variance since December 2015	3.3%	↑



ACTIVITY

Cumulative percentage of contracted UDA delivered 2016 & 2017



Month	Adjusted Scheduled Activity (UDA)	
	2016	2017
April	448	670
May	1,526	1,658
June	2,119	2,684
July	3,759	3,933
August	4,510	4,653
September	5,354	5,906
October	6,555	6,964
November	7,940	8,206
December	9,142	9,053
January	9,714	
February	11,200	
March	12,041	
April	13,535	
May	13,534	
June	13,534	

QUALITY

	Quantity	Base Number	Contract	AT	Region	England
% of FP17s for the same patient ID Re-attending within 3 months - Children	25	824	3.0%	12.1%	11.9%	12.4%
% of FP17s for the same patient ID Re-attending within 3 months - Adults	704	4,971	14.2%	17.2%	16.5%	16.6%
% of FP17s for the same patient ID Re-attending between 3 & 9 months - Children	575	824	69.8%	55.4%	60.2%	57.5%
% of FP17s for the same patient ID Re-attending between 3 & 9 months - Adults	3,458	4,971	69.6%	48.6%	52.0%	50.4%
% of FP17s for Band 1 Urgent Courses	265	5,097	5.2%	10.8%	9.5%	9.1%
% of FP17s Relating to Free Repair or Replacements	74	5,097	1.5%	0.6%	0.7%	0.8%
% of FP17s Relating to Continuations	54	5,097	1.1%	1.0%	1.2%	1.3%
% of Patients satisfied with the dentistry they have received	15	15	100.0%	92.1%	92.9%	92.7%
% of Patients satisfied with the time they had to wait for an appointment	13	15	86.7%	87.9%	88.8%	88.8%

* This is based on patients treated on this contract for their most recent course of treatment. Figures in italics indicate the base number of FP17s or Patient Questionnaire responses are less than 100. N/A is shown where the base number of responses is less than 10 during the period. % is calculated as Quantity/Base number*100

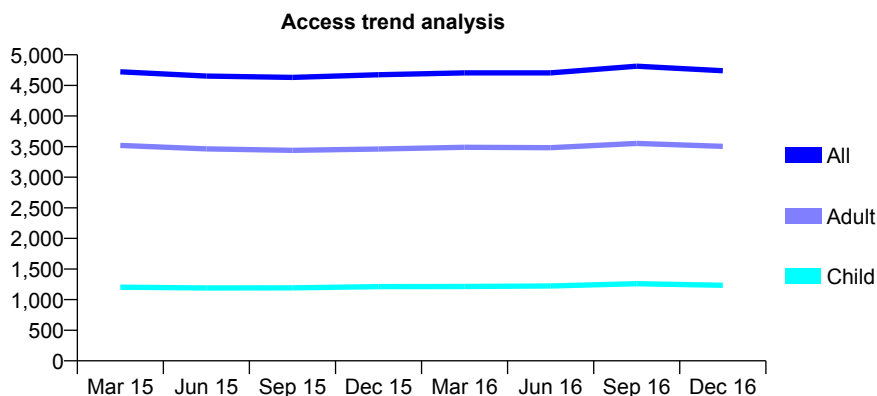
Q67 - Vital Signs At a Glance Contract Report for 342955/0001 - December 2016

Name or company name	Premier Dental Care
Contract type name	GDS Contract
Purpose of contract	General
Contract start date	01/04/2006
Contract end date	

16/17 Contracted general activity (UDA)	15,500
Carry forward general activity (UDA)	-123
16/17 Contracted orthodontic activity (UOA)	0
Carry forward orthodontic activity (UOA)	0
Baseline contract value	£383,225.38

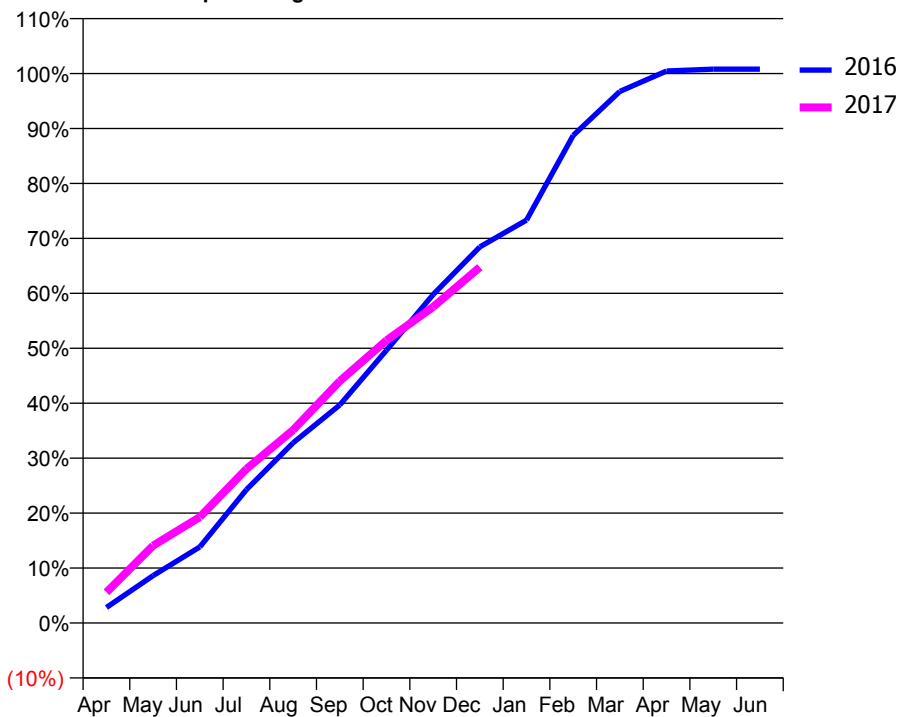
ACCESS*

Patients seen in 24 months	Total	Change since previous quarter
Quarter ending December 2015	4,674	
Quarter ending March 2016	4,705	→
Quarter ending June 2016	4,705	→
Quarter ending September 2016	4,813	↑
Quarter ending December 2016	4,739	↓
Variance since December 2015	1.4%	→



ACTIVITY

Cumulative percentage of contracted UDA delivered 2016 & 2017



Month	Adjusted Scheduled Activity (UDA)	
	2016	2017
April	438	867
May	1,336	2,182
June	2,145	2,988
July	3,763	4,346
August	5,083	5,445
September	6,153	6,824
October	7,692	7,974
November	9,265	8,918
December	10,607	10,038
January	11,363	
February	13,753	
March	14,993	
April	15,569	
May	15,622	
June	15,623	

QUALITY

	Quantity	Base Number	Contract	AT	Region	England
% of FP17s for the same patient ID Re-attending within 3 months - Children	110	1,279	8.6%	12.1%	11.9%	12.4%
% of FP17s for the same patient ID Re-attending within 3 months - Adults	606	3,422	17.7%	17.2%	16.5%	16.6%
% of FP17s for the same patient ID Re-attending between 3 & 9 months - Children	618	1,279	48.3%	55.4%	60.2%	57.5%
% of FP17s for the same patient ID Re-attending between 3 & 9 months - Adults	1,574	3,422	46.0%	48.6%	52.0%	50.4%
% of FP17s for Band 1 Urgent Courses	455	4,435	10.3%	10.8%	9.5%	9.1%
% of FP17s Relating to Free Repair or Replacements	67	4,435	1.5%	0.6%	0.7%	0.8%
% of FP17s Relating to Continuations	30	4,435	0.7%	1.0%	1.2%	1.3%
% of Patients satisfied with the dentistry they have received	4	5	N/A	92.1%	92.9%	92.7%
% of Patients satisfied with the time they had to wait for an appointment	3	5	N/A	87.9%	88.8%	88.8%

* This is based on patients treated on this contract for their most recent course of treatment. Figures in italics indicate the base number of FP17s or Patient Questionnaire responses are less than 100. N/A is shown where the base number of responses is less than 10 during the period. % is calculated as Quantity/Base number*100

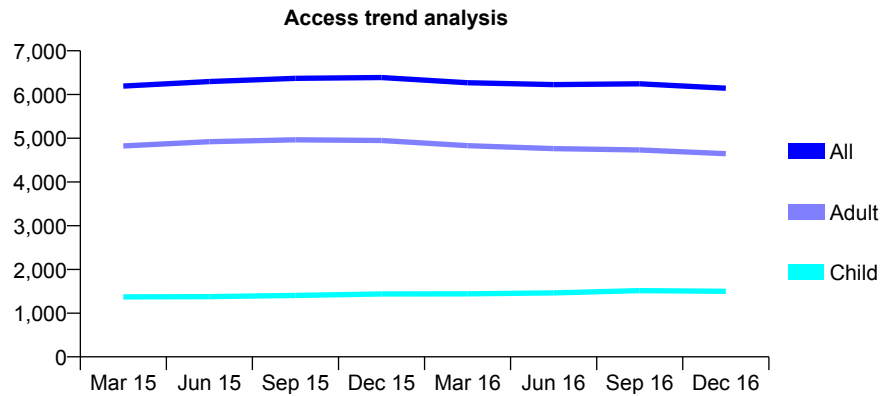
Q67 - Vital Signs At a Glance Contract Report for 343064/0001 - December 2016

Name or company name	MISS R FATHI SAFFAR
Contract type name	GDS Contract
Purpose of contract	General
Contract start date	01/04/2006
Contract end date	

16/17 Contracted general activity (UDA)	16,790
Carry forward general activity (UDA)	-336
16/17 Contracted orthodontic activity (UOA)	0
Carry forward orthodontic activity (UOA)	0
Baseline contract value	£410,522.12

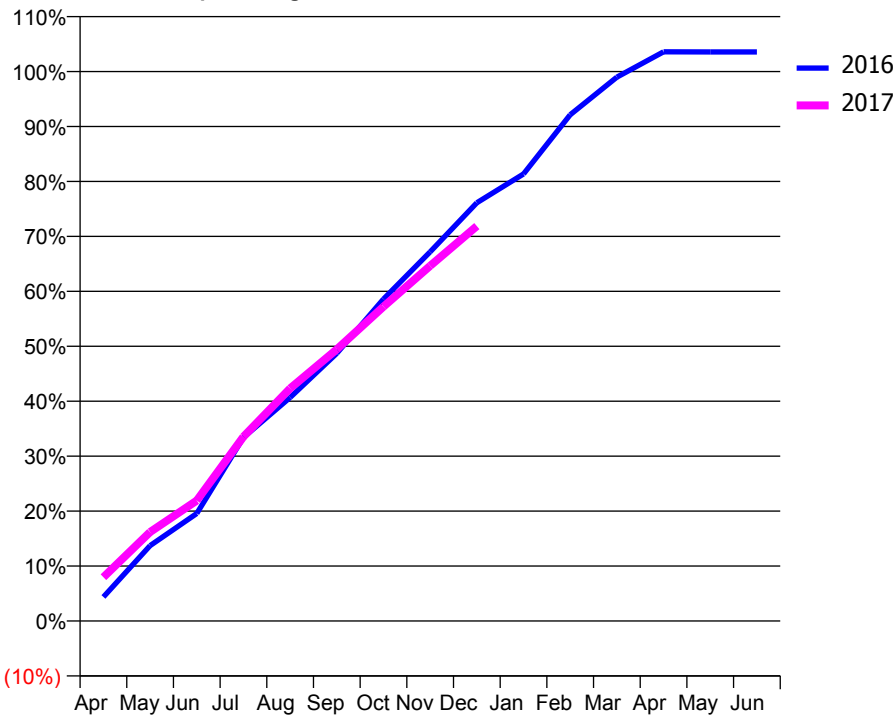
ACCESS*

Patients seen in 24 months	Total	Change since previous quarter
Quarter ending December 2015	6,388	
Quarter ending March 2016	6,269	↓
Quarter ending June 2016	6,226	→
Quarter ending September 2016	6,246	→
Quarter ending December 2016	6,145	↓
Variance since December 2015	(3.8%)	↓



ACTIVITY

Cumulative percentage of contracted UDA delivered 2016 & 2017



Month	Adjusted Scheduled Activity (UDA)	
	2016	2017
April	736	1,337
May	2,304	2,720
June	3,284	3,681
July	5,610	5,635
August	6,832	7,107
September	8,179	8,300
October	9,838	9,607
November	11,280	10,852
December	12,778	12,065
January	13,658	
February	15,469	
March	16,618	
April	17,390	
May	17,389	
June	17,386	

QUALITY

	Quantity	Base Number	Contract	AT	Region	England
% of FP17s for the same patient ID Re-attending within 3 months - Children	87	1,670	5.2%	12.1%	11.9%	12.4%
% of FP17s for the same patient ID Re-attending within 3 months - Adults	553	5,055	10.9%	17.2%	16.5%	16.6%
% of FP17s for the same patient ID Re-attending between 3 & 9 months - Children	977	1,670	58.5%	55.4%	60.2%	57.5%
% of FP17s for the same patient ID Re-attending between 3 & 9 months - Adults	3,124	5,055	61.8%	48.6%	52.0%	50.4%
% of FP17s for Band 1 Urgent Courses	442	6,332	7.0%	10.8%	9.5%	9.1%
% of FP17s Relating to Free Repair or Replacements	71	6,332	1.1%	0.6%	0.7%	0.8%
% of FP17s Relating to Continuations	33	6,332	0.5%	1.0%	1.2%	1.3%
% of Patients satisfied with the dentistry they have received	18	19	94.7%	92.1%	92.9%	92.7%
% of Patients satisfied with the time they had to wait for an appointment	12	19	63.2%	87.9%	88.8%	88.8%

* This is based on patients treated on this contract for their most recent course of treatment. Figures in italics indicate the base number of FP17s or Patient Questionnaire responses are less than 100. N/A is shown where the base number of responses is less than 10 during the period. % is calculated as Quantity/Base number*100

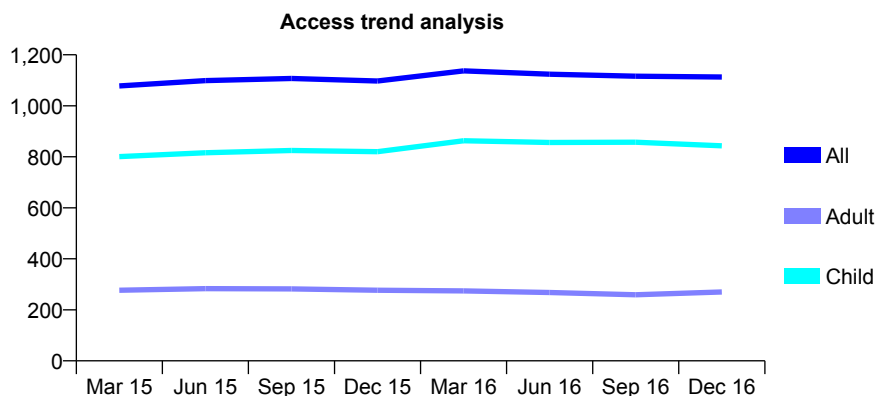
Q67 - Vital Signs At a Glance Contract Report for 345415/0001 - December 2016

Name or company name	MS CM MCSWINEY
Contract type name	GDS Contract
Purpose of contract	General
Contract start date	01/12/2009
Contract end date	

16/17 Contracted general activity (UDA)	2,945
Carry forward general activity (UDA)	61
16/17 Contracted orthodontic activity (UOA)	0
Carry forward orthodontic activity (UOA)	0
Baseline contract value	£81,849.93

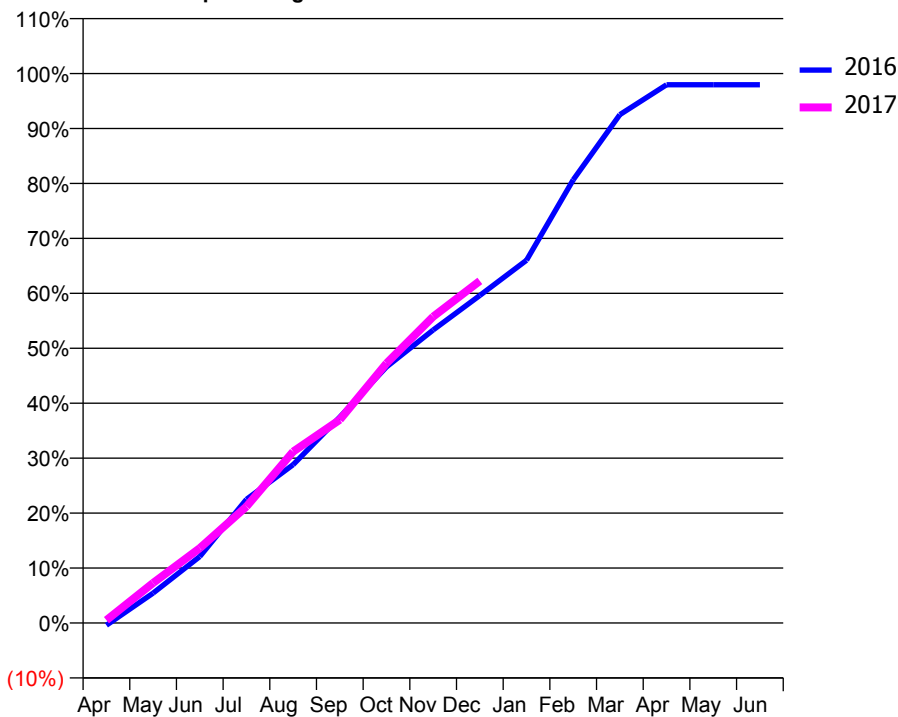
ACCESS*

Patients seen in 24 months	Total	Change since previous quarter
Quarter ending December 2015	1,097	
Quarter ending March 2016	1,137	↑
Quarter ending June 2016	1,124	↓
Quarter ending September 2016	1,116	→
Quarter ending December 2016	1,113	→
Variance since December 2015	1.5%	→



ACTIVITY

Cumulative percentage of contracted UDA delivered 2016 & 2017



Month	Adjusted Scheduled Activity (UDA)	
	2016	2017
April	-13	15
May	160	214
June	356	401
July	663	624
August	849	919
September	1,104	1,089
October	1,372	1,392
November	1,570	1,642
December	1,755	1,833
January	1,944	
February	2,375	
March	2,725	
April	2,884	
May	2,884	
June	2,884	

QUALITY

	Quantity	Base Number	Contract	AT	Region	England
% of FP17s for the same patient ID Re-attending within 3 months - Children	117	1,026	11.4%	12.1%	11.9%	12.4%
% of FP17s for the same patient ID Re-attending within 3 months - Adults	52	220	23.6%	17.2%	16.5%	16.6%
% of FP17s for the same patient ID Re-attending between 3 & 9 months - Children	643	1,026	62.7%	55.4%	60.2%	57.5%
% of FP17s for the same patient ID Re-attending between 3 & 9 months - Adults	117	220	53.2%	48.6%	52.0%	50.4%
% of FP17s for Band 1 Urgent Courses	76	1,148	6.6%	10.8%	9.5%	9.1%
% of FP17s Relating to Free Repair or Replacements	2	1,148	0.2%	0.6%	0.7%	0.8%
% of FP17s Relating to Continuations	4	1,148	0.3%	1.0%	1.2%	1.3%
% of Patients satisfied with the dentistry they have received	1	1	N/A	92.1%	92.9%	92.7%
% of Patients satisfied with the time they had to wait for an appointment	1	1	N/A	87.9%	88.8%	88.8%

* This is based on patients treated on this contract for their most recent course of treatment. Figures in italics indicate the base number of FP17s or Patient Questionnaire responses are less than 100. N/A is shown where the base number of responses is less than 10 during the period. % is calculated as Quantity/Base number*100

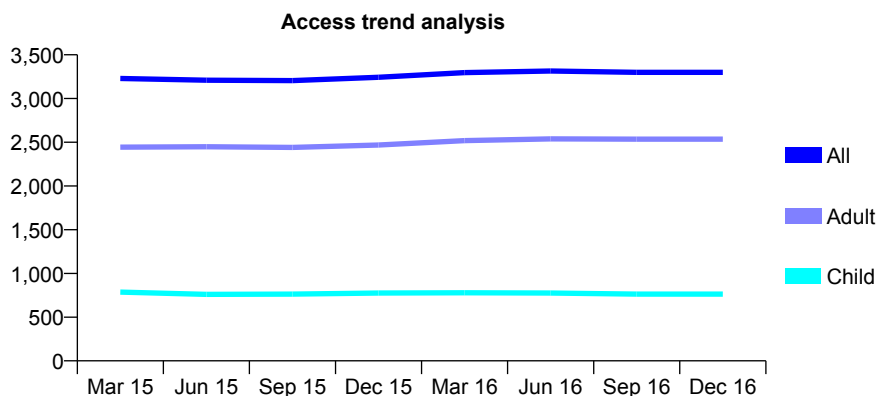
Q67 - Vital Signs At a Glance Contract Report for 353337/0002 - December 2016

Name or company name	MR DM BOWER
Contract type name	GDS Contract
Purpose of contract	General
Contract start date	01/06/2007
Contract end date	

16/17 Contracted general activity (UDA)	9,600
Carry forward general activity (UDA)	261
16/17 Contracted orthodontic activity (UOA)	0
Carry forward orthodontic activity (UOA)	0
Baseline contract value	£243,858.43

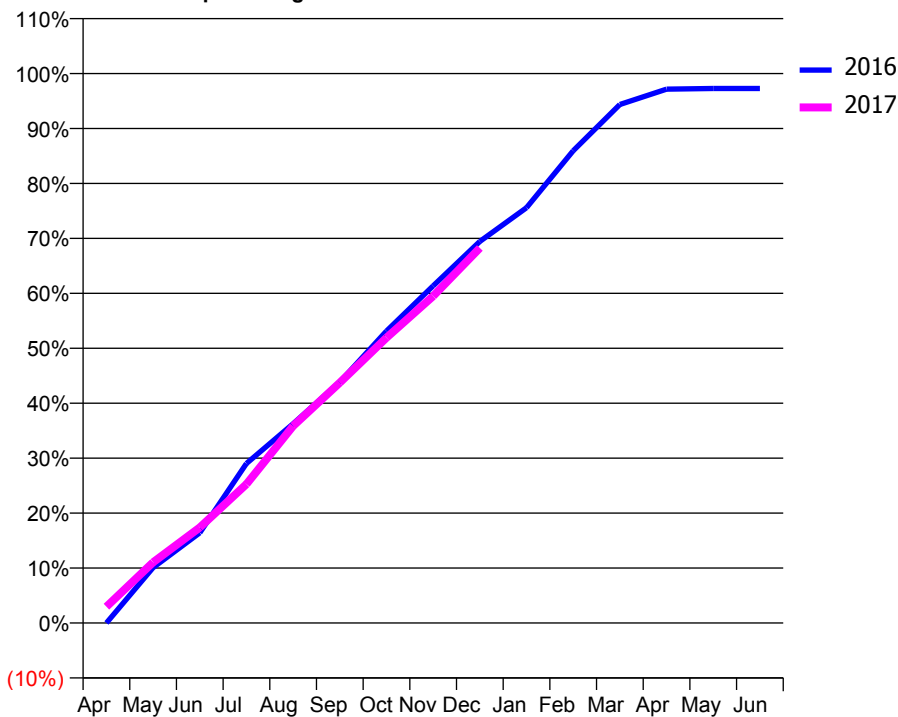
ACCESS*

Patients seen in 24 months	Total	Change since previous quarter
Quarter ending December 2015	3,243	
Quarter ending March 2016	3,297	→
Quarter ending June 2016	3,315	→
Quarter ending September 2016	3,299	→
Quarter ending December 2016	3,300	→
Variance since December 2015	1.8%	→



ACTIVITY

Cumulative percentage of contracted UDA delivered 2016 & 2017



Month	Adjusted Scheduled Activity (UDA)	
	2016	2017
April	0	286
May	967	1,061
June	1,576	1,670
July	2,787	2,426
August	3,482	3,442
September	4,210	4,200
October	5,100	4,985
November	5,891	5,711
December	6,666	6,552
January	7,255	
February	8,249	
March	9,058	
April	9,327	
May	9,339	
June	9,339	

QUALITY

	Quantity	Base Number	Contract	AT	Region	England
% of FP17s for the same patient ID Re-attending within 3 months - Children	50	928	5.4%	12.1%	11.9%	12.4%
% of FP17s for the same patient ID Re-attending within 3 months - Adults	454	3,166	14.3%	17.2%	16.5%	16.6%
% of FP17s for the same patient ID Re-attending between 3 & 9 months - Children	667	928	71.9%	55.4%	60.2%	57.5%
% of FP17s for the same patient ID Re-attending between 3 & 9 months - Adults	2,211	3,166	69.8%	48.6%	52.0%	50.4%
% of FP17s for Band 1 Urgent Courses	157	3,912	4.0%	10.8%	9.5%	9.1%
% of FP17s Relating to Free Repair or Replacements	68	3,912	1.7%	0.6%	0.7%	0.8%
% of FP17s Relating to Continuations	34	3,912	0.9%	1.0%	1.2%	1.3%
% of Patients satisfied with the dentistry they have received	4	4	N/A	92.1%	92.9%	92.7%
% of Patients satisfied with the time they had to wait for an appointment	4	4	N/A	87.9%	88.8%	88.8%

* This is based on patients treated on this contract for their most recent course of treatment. Figures in italics indicate the base number of FP17s or Patient Questionnaire responses are less than 100. N/A is shown where the base number of responses is less than 10 during the period. % is calculated as Quantity/Base number*100

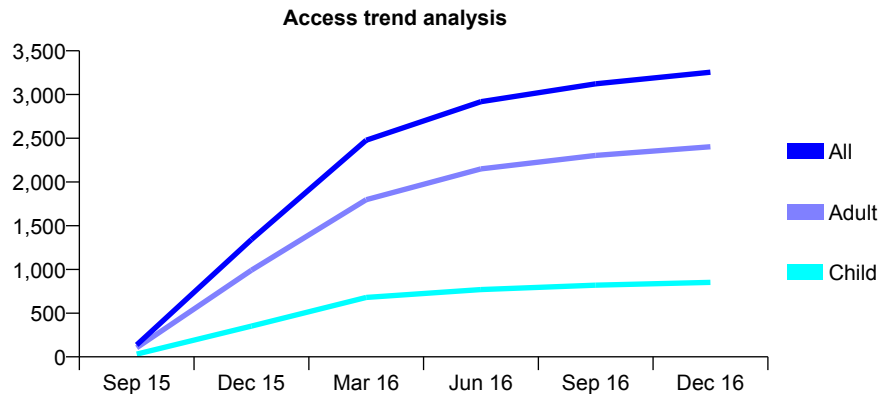
Q67 - Vital Signs At a Glance Contract Report for 357960/0001 - December 2016

Name or company name	MISS DE HAYES
Contract type name	GDS Contract
Purpose of contract	General
Contract start date	24/06/2015
Contract end date	

16/17 Contracted general activity (UDA)	10,000
Carry forward general activity (UDA)	131
16/17 Contracted orthodontic activity (UOA)	0
Carry forward orthodontic activity (UOA)	0
Baseline contract value	£244,503.95

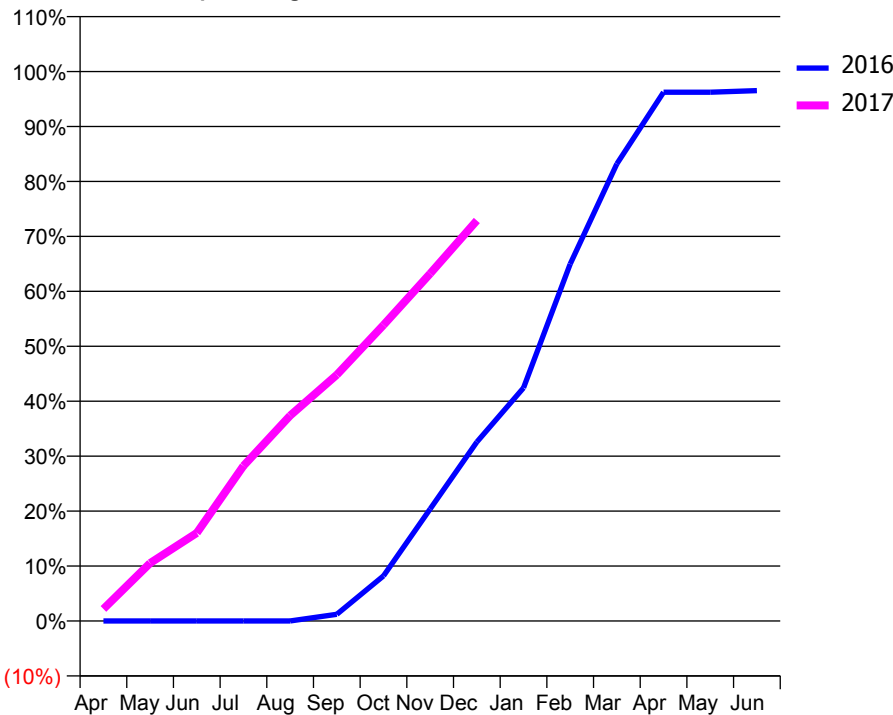
ACCESS*

Patients seen in 24 months	Total	Change since previous quarter
Quarter ending December 2015	1,342	
Quarter ending March 2016	2,478	↑
Quarter ending June 2016	2,918	↑
Quarter ending September 2016	3,123	↑
Quarter ending December 2016	3,255	↑
Variance since December 2015	142.5%	↑



ACTIVITY

Cumulative percentage of contracted UDA delivered 2016 & 2017



Month	Adjusted Scheduled Activity (UDA)	
	2016	2017
April	0	219
May	0	1,055
June	0	1,602
July	0	2,823
August	0	3,738
September	91	4,480
October	615	5,386
November	1,530	6,322
December	2,443	7,289
January	3,182	
February	4,873	
March	6,240	
April	7,217	
May	7,217	
June	7,239	

QUALITY

	Quantity	Base Number	Contract	AT	Region	England
% of FP17s for the same patient ID Re-attending within 3 months - Children	85	1,061	8.0%	12.1%	11.9%	12.4%
% of FP17s for the same patient ID Re-attending within 3 months - Adults	760	3,432	22.1%	17.2%	16.5%	16.6%
% of FP17s for the same patient ID Re-attending between 3 & 9 months - Children	624	1,061	58.8%	55.4%	60.2%	57.5%
% of FP17s for the same patient ID Re-attending between 3 & 9 months - Adults	1,817	3,432	52.9%	48.6%	52.0%	50.4%
% of FP17s for Band 1 Urgent Courses	580	4,051	14.3%	10.8%	9.5%	9.1%
% of FP17s Relating to Free Repair or Replacements	59	4,051	1.5%	0.6%	0.7%	0.8%
% of FP17s Relating to Continuations	75	4,051	1.9%	1.0%	1.2%	1.3%
% of Patients satisfied with the dentistry they have received	13	13	100.0%	92.1%	92.9%	92.7%
% of Patients satisfied with the time they had to wait for an appointment	11	13	84.6%	87.9%	88.8%	88.8%

* This is based on patients treated on this contract for their most recent course of treatment. Figures in italics indicate the base number of FP17s or Patient Questionnaire responses are less than 100. N/A is shown where the base number of responses is less than 10 during the period. % is calculated as Quantity/Base number*100

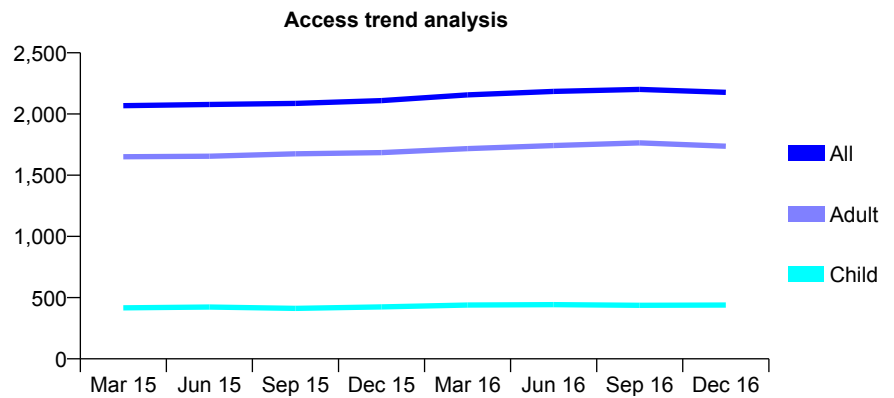
Q67 - Vital Signs At a Glance Contract Report for 358096/0001 - December 2016

Name or company name	MR AA TIKARE
Contract type name	GDS Contract
Purpose of contract	General
Contract start date	16/12/2006
Contract end date	

16/17 Contracted general activity (UDA)	4,413
Carry forward general activity (UDA)	-16
16/17 Contracted orthodontic activity (UOA)	0
Carry forward orthodontic activity (UOA)	0
Baseline contract value	£114,408.86

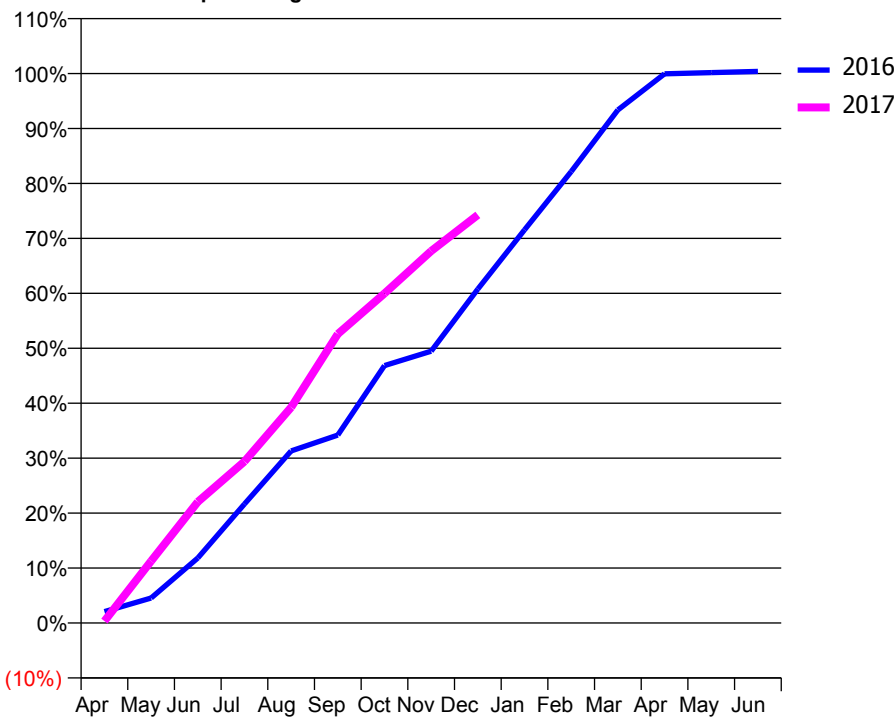
ACCESS*

Patients seen in 24 months	Total	Change since previous quarter
Quarter ending December 2015	2,109	
Quarter ending March 2016	2,156	↑
Quarter ending June 2016	2,185	→
Quarter ending September 2016	2,201	→
Quarter ending December 2016	2,177	↓
Variance since December 2015	3.2%	↑



ACTIVITY

Cumulative percentage of contracted UDA delivered 2016 & 2017



Month	Adjusted Scheduled Activity (UDA)	
	2016	2017
April	92	16
May	200	497
June	522	973
July	955	1,297
August	1,382	1,733
September	1,509	2,322
October	2,067	2,647
November	2,183	2,987
December	2,682	3,278
January	3,158	
February	3,625	
March	4,121	
April	4,411	
May	4,420	
June	4,429	

QUALITY

	Quantity	Base Number	Contract	AT	Region	England
% of FP17s for the same patient ID Re-attending within 3 months - Children	19	390	4.9%	12.1%	11.9%	12.4%
% of FP17s for the same patient ID Re-attending within 3 months - Adults	213	1,459	14.6%	17.2%	16.5%	16.6%
% of FP17s for the same patient ID Re-attending between 3 & 9 months - Children	138	390	35.4%	55.4%	60.2%	57.5%
% of FP17s for the same patient ID Re-attending between 3 & 9 months - Adults	472	1,459	32.4%	48.6%	52.0%	50.4%
% of FP17s for Band 1 Urgent Courses	125	1,426	8.8%	10.8%	9.5%	9.1%
% of FP17s Relating to Free Repair or Replacements	6	1,426	0.4%	0.6%	0.7%	0.8%
% of FP17s Relating to Continuations	28	1,426	2.0%	1.0%	1.2%	1.3%
% of Patients satisfied with the dentistry they have received	14	14	100.0%	92.1%	92.9%	92.7%
% of Patients satisfied with the time they had to wait for an appointment	14	14	100.0%	87.9%	88.8%	88.8%

* This is based on patients treated on this contract for their most recent course of treatment. Figures in italics indicate the base number of FP17s or Patient Questionnaire responses are less than 100. N/A is shown where the base number of responses is less than 10 during the period. % is calculated as Quantity/Base number*100

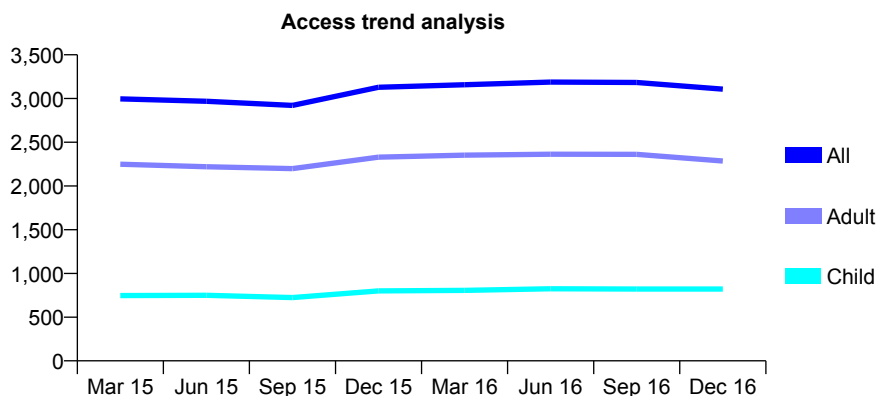
Q67 - Vital Signs At a Glance Contract Report for 358800/0001 - December 2016

Name or company name	Shorncliffe Road Partnership
Contract type name	GDS Contract
Purpose of contract	General
Contract start date	01/04/2006
Contract end date	

16/17 Contracted general activity (UDA)	6,969
Carry forward general activity (UDA)	-53
16/17 Contracted orthodontic activity (UOA)	0
Carry forward orthodontic activity (UOA)	0
Baseline contract value	£156,805.68

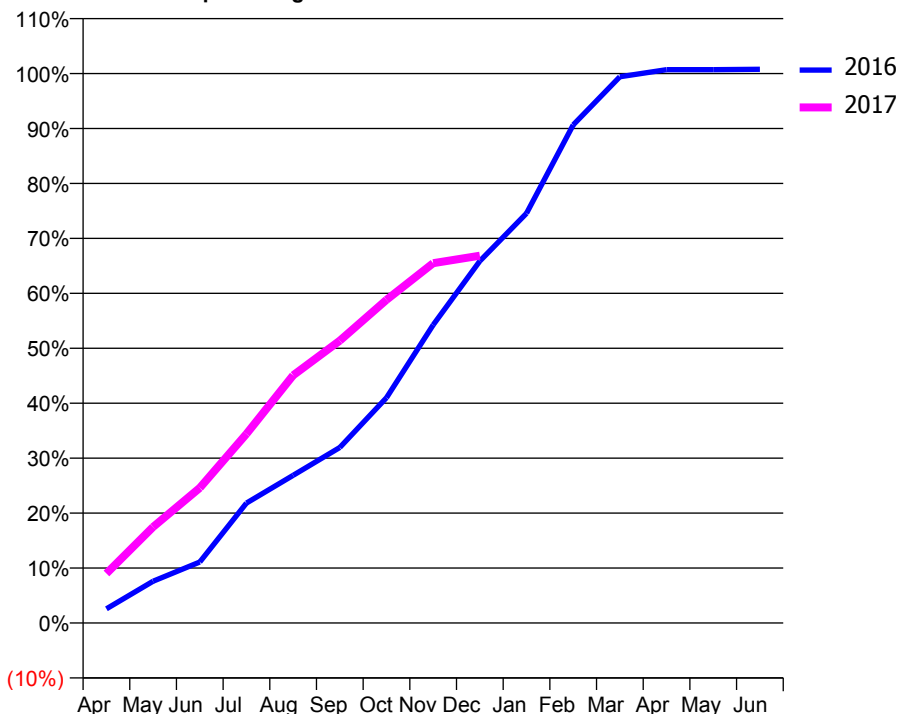
ACCESS*

Patients seen in 24 months	Total	Change since previous quarter
Quarter ending December 2015	3,129	
Quarter ending March 2016	3,158	→
Quarter ending June 2016	3,188	→
Quarter ending September 2016	3,183	→
Quarter ending December 2016	3,107	↓
Variance since December 2015	(0.7%)	→



ACTIVITY

Cumulative percentage of contracted UDA delivered 2016 & 2017



Month	Adjusted Scheduled Activity (UDA)	
	2016	2017
April	179	628
May	530	1,218
June	774	1,715
July	1,522	2,399
August	1,874	3,142
September	2,226	3,582
October	2,857	4,098
November	3,781	4,564
December	4,591	4,659
January	5,196	
February	6,318	
March	6,928	
April	7,018	
May	7,018	
June	7,022	

QUALITY

	Quantity	Base Number	Contract	AT	Region	England
% of FP17s for the same patient ID Re-attending within 3 months - Children	65	923	7.0%	12.1%	11.9%	12.4%
% of FP17s for the same patient ID Re-attending within 3 months - Adults	356	2,458	14.5%	17.2%	16.5%	16.6%
% of FP17s for the same patient ID Re-attending between 3 & 9 months - Children	665	923	72.0%	55.4%	60.2%	57.5%
% of FP17s for the same patient ID Re-attending between 3 & 9 months - Adults	1,582	2,458	64.4%	48.6%	52.0%	50.4%
% of FP17s for Band 1 Urgent Courses	58	2,594	2.2%	10.8%	9.5%	9.1%
% of FP17s Relating to Free Repair or Replacements	21	2,594	0.8%	0.6%	0.7%	0.8%
% of FP17s Relating to Continuations	25	2,594	1.0%	1.0%	1.2%	1.3%
% of Patients satisfied with the dentistry they have received	11	12	91.7%	92.1%	92.9%	92.7%
% of Patients satisfied with the time they had to wait for an appointment	12	12	100.0%	87.9%	88.8%	88.8%

* This is based on patients treated on this contract for their most recent course of treatment. Figures in italics indicate the base number of FP17s or Patient Questionnaire responses are less than 100. N/A is shown where the base number of responses is less than 10 during the period. % is calculated as Quantity/Base number*100

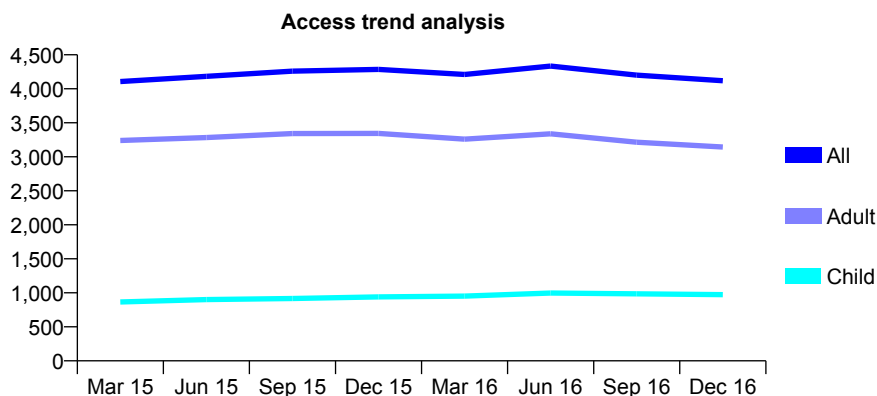
Q67 - Vital Signs At a Glance Contract Report for 360058/0004 - December 2016

Name or company name	MR VH PATEL
Contract type name	GDS Contract
Purpose of contract	General
Contract start date	15/12/2011
Contract end date	

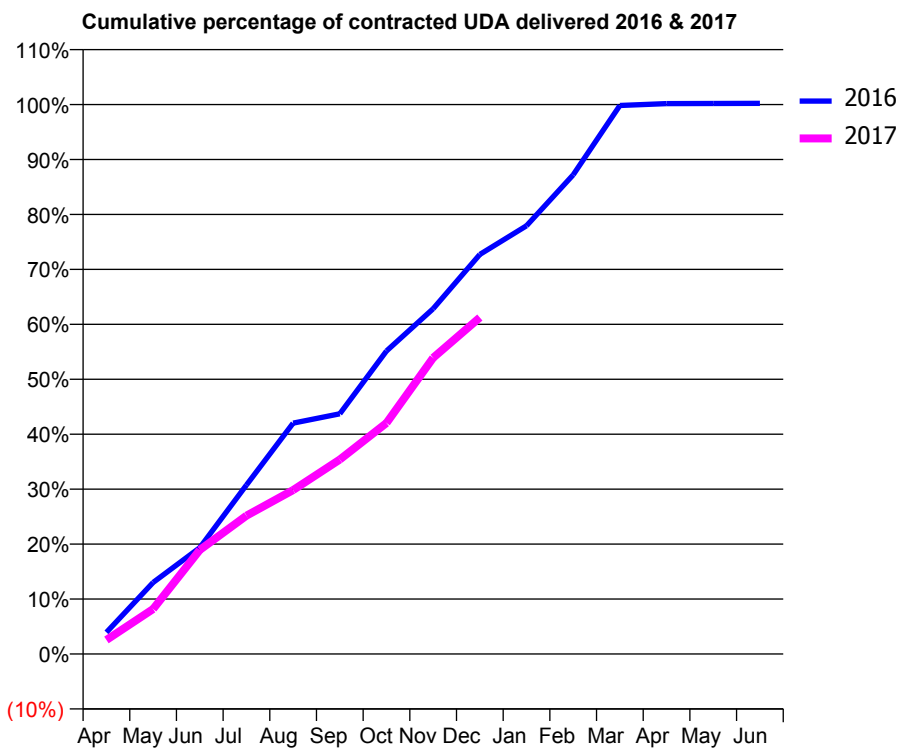
16/17 Contracted general activity (UDA)	7,236
Carry forward general activity (UDA)	-15
16/17 Contracted orthodontic activity (UOA)	0
Carry forward orthodontic activity (UOA)	0
Baseline contract value	£178,867.27

ACCESS*

Patients seen in 24 months	Total	Change since previous quarter
Quarter ending December 2015	4,286	
Quarter ending March 2016	4,211	↓
Quarter ending June 2016	4,335	↑
Quarter ending September 2016	4,200	↓
Quarter ending December 2016	4,119	↓
Variance since December 2015	(3.9%)	↓



ACTIVITY



Month	Adjusted Scheduled Activity (UDA)	
	2016	2017
April	286	186
May	943	592
June	1,401	1,371
July	2,225	1,821
August	3,040	2,160
September	3,163	2,560
October	3,990	3,042
November	4,547	3,900
December	5,262	4,431
January	5,640	
February	6,311	
March	7,223	
April	7,248	
May	7,249	
June	7,251	

QUALITY

	Quantity	Base Number	Contract	AT	Region	England
% of FP17s for the same patient ID Re-attending within 3 months - Children	44	796	5.5%	12.1%	11.9%	12.4%
% of FP17s for the same patient ID Re-attending within 3 months - Adults	280	2,349	11.9%	17.2%	16.5%	16.6%
% of FP17s for the same patient ID Re-attending between 3 & 9 months - Children	251	796	31.5%	55.4%	60.2%	57.5%
% of FP17s for the same patient ID Re-attending between 3 & 9 months - Adults	573	2,349	24.4%	48.6%	52.0%	50.4%
% of FP17s for Band 1 Urgent Courses	200	2,220	9.0%	10.8%	9.5%	9.1%
% of FP17s Relating to Free Repair or Replacements	16	2,220	0.7%	0.6%	0.7%	0.8%
% of FP17s Relating to Continuations	12	2,220	0.5%	1.0%	1.2%	1.3%
% of Patients satisfied with the dentistry they have received	9	11	81.8%	92.1%	92.9%	92.7%
% of Patients satisfied with the time they had to wait for an appointment	10	11	90.9%	87.9%	88.8%	88.8%

* This is based on patients treated on this contract for their most recent course of treatment. Figures in italics indicate the base number of FP17s or Patient Questionnaire responses are less than 100. N/A is shown where the base number of responses is less than 10 during the period. % is calculated as Quantity/Base number*100

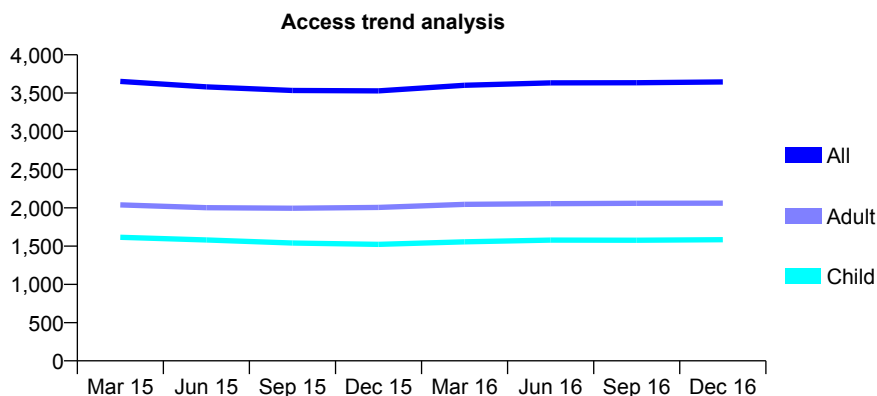
Q67 - Vital Signs At a Glance Contract Report for 565091/0003 - December 2016

Name or company name	MR CR HUNT
Contract type name	GDS Contract
Purpose of contract	General
Contract start date	01/04/2006
Contract end date	

16/17 Contracted general activity (UDA)	10,200
Carry forward general activity (UDA)	-28
16/17 Contracted orthodontic activity (UOA)	0
Carry forward orthodontic activity (UOA)	0
Baseline contract value	£250,627.97

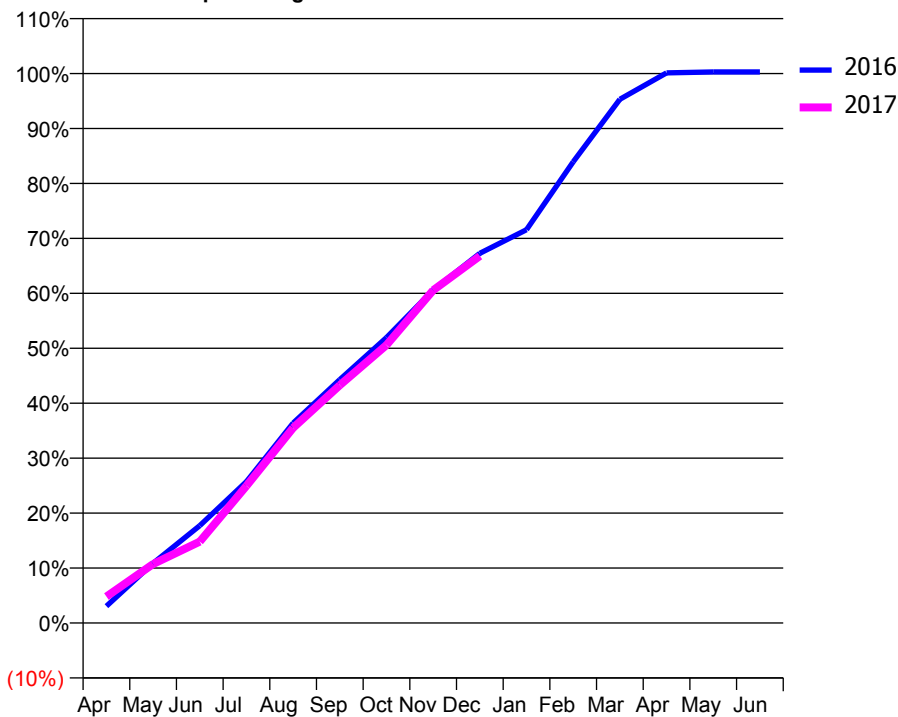
ACCESS*

Patients seen in 24 months	Total	Change since previous quarter
Quarter ending December 2015	3,529	
Quarter ending March 2016	3,602	↑
Quarter ending June 2016	3,633	→
Quarter ending September 2016	3,635	→
Quarter ending December 2016	3,645	→
Variance since December 2015	3.3%	↑



ACTIVITY

Cumulative percentage of contracted UDA delivered 2016 & 2017



Month	Adjusted Scheduled Activity (UDA)	
	2016	2017
April	313	491
May	1,109	1,095
June	1,808	1,512
July	2,624	2,545
August	3,713	3,623
September	4,518	4,413
October	5,299	5,161
November	6,181	6,178
December	6,863	6,814
January	7,300	
February	8,561	
March	9,720	
April	10,211	
May	10,228	
June	10,228	

QUALITY

	Quantity	Base Number	Contract	AT	Region	England
% of FP17s for the same patient ID Re-attending within 3 months - Children	135	1,454	9.3%	12.1%	11.9%	12.4%
% of FP17s for the same patient ID Re-attending within 3 months - Adults	435	1,934	22.5%	17.2%	16.5%	16.6%
% of FP17s for the same patient ID Re-attending between 3 & 9 months - Children	578	1,454	39.8%	55.4%	60.2%	57.5%
% of FP17s for the same patient ID Re-attending between 3 & 9 months - Adults	775	1,934	40.1%	48.6%	52.0%	50.4%
% of FP17s for Band 1 Urgent Courses	510	3,157	16.2%	10.8%	9.5%	9.1%
% of FP17s Relating to Free Repair or Replacements	7	3,157	0.2%	0.6%	0.7%	0.8%
% of FP17s Relating to Continuations	9	3,157	0.3%	1.0%	1.2%	1.3%
% of Patients satisfied with the dentistry they have received	3	3	N/A	92.1%	92.9%	92.7%
% of Patients satisfied with the time they had to wait for an appointment	1	3	N/A	87.9%	88.8%	88.8%

* This is based on patients treated on this contract for their most recent course of treatment. Figures in italics indicate the base number of FP17s or Patient Questionnaire responses are less than 100. N/A is shown where the base number of responses is less than 10 during the period. % is calculated as Quantity/Base number*100

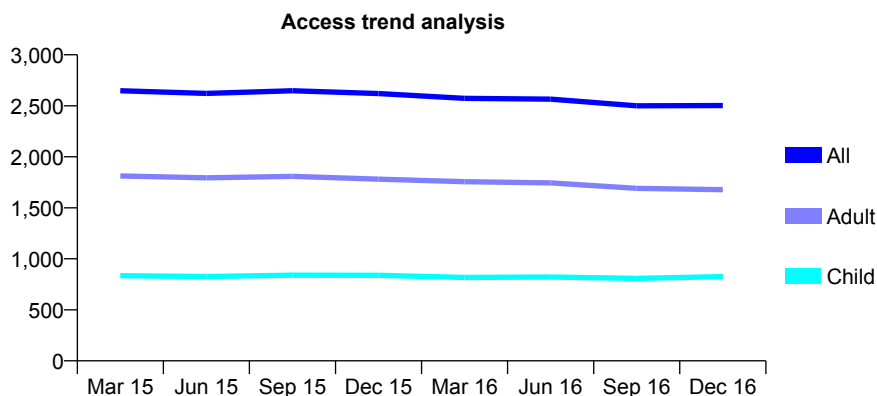
Q67 - Vital Signs At a Glance Contract Report for 570850/0001 - December 2016

Name or company name	MISS KM DHUTIA
Contract type name	GDS Contract
Purpose of contract	General
Contract start date	01/04/2006
Contract end date	

16/17 Contracted general activity (UDA)	9,091
Carry forward general activity (UDA)	-58
16/17 Contracted orthodontic activity (UOA)	0
Carry forward orthodontic activity (UOA)	0
Baseline contract value	£222,278.53

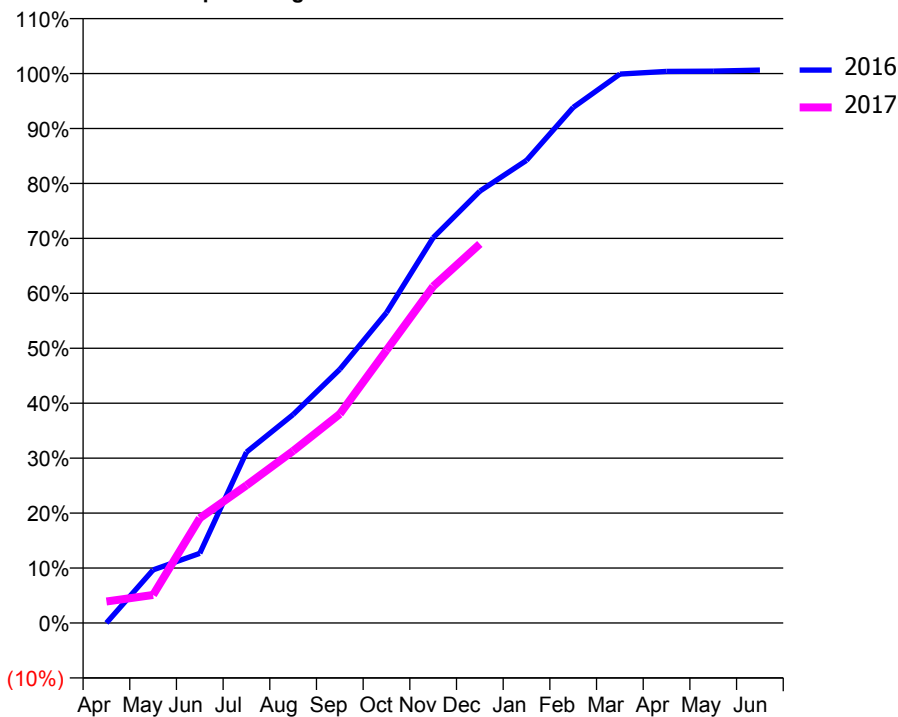
ACCESS*

Patients seen in 24 months	Total	Change since previous quarter
Quarter ending December 2015	2,620	
Quarter ending March 2016	2,573	↓
Quarter ending June 2016	2,566	→
Quarter ending September 2016	2,500	↓
Quarter ending December 2016	2,503	→
Variance since December 2015	(4.5%)	↓



ACTIVITY

Cumulative percentage of contracted UDA delivered 2016 & 2017



Month	Adjusted Scheduled Activity (UDA)	
	2016	2017
April	0	357
May	879	465
June	1,152	1,735
July	2,827	2,278
August	3,449	2,848
September	4,196	3,457
October	5,135	4,512
November	6,374	5,569
December	7,144	6,270
January	7,655	
February	8,530	
March	9,082	
April	9,126	
May	9,130	
June	9,149	

QUALITY

	Quantity	Base Number	Contract	AT	Region	England
% of FP17s for the same patient ID Re-attending within 3 months - Children	103	1,059	9.7%	12.1%	11.9%	12.4%
% of FP17s for the same patient ID Re-attending within 3 months - Adults	333	1,823	18.3%	17.2%	16.5%	16.6%
% of FP17s for the same patient ID Re-attending between 3 & 9 months - Children	620	1,059	58.5%	55.4%	60.2%	57.5%
% of FP17s for the same patient ID Re-attending between 3 & 9 months - Adults	969	1,823	53.2%	48.6%	52.0%	50.4%
% of FP17s for Band 1 Urgent Courses	290	2,841	10.2%	10.8%	9.5%	9.1%
% of FP17s Relating to Free Repair or Replacements	4	2,841	0.1%	0.6%	0.7%	0.8%
% of FP17s Relating to Continuations	11	2,841	0.4%	1.0%	1.2%	1.3%
% of Patients satisfied with the dentistry they have received	3	4	N/A	92.1%	92.9%	92.7%
% of Patients satisfied with the time they had to wait for an appointment	3	4	N/A	87.9%	88.8%	88.8%

* This is based on patients treated on this contract for their most recent course of treatment. Figures in italics indicate the base number of FP17s or Patient Questionnaire responses are less than 100. N/A is shown where the base number of responses is less than 10 during the period. % is calculated as Quantity/Base number*100

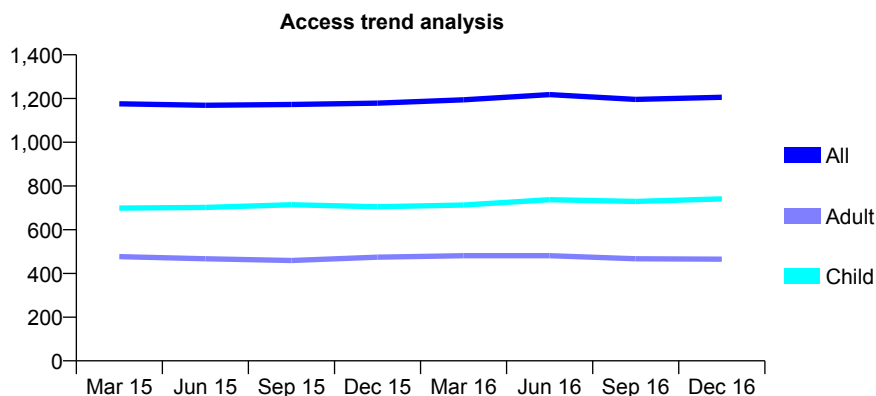
Q67 - Vital Signs At a Glance Contract Report for 571628/0001 - December 2016

Name or company name	MR DC SLANEY
Contract type name	GDS Contract
Purpose of contract	General
Contract start date	01/04/2006
Contract end date	

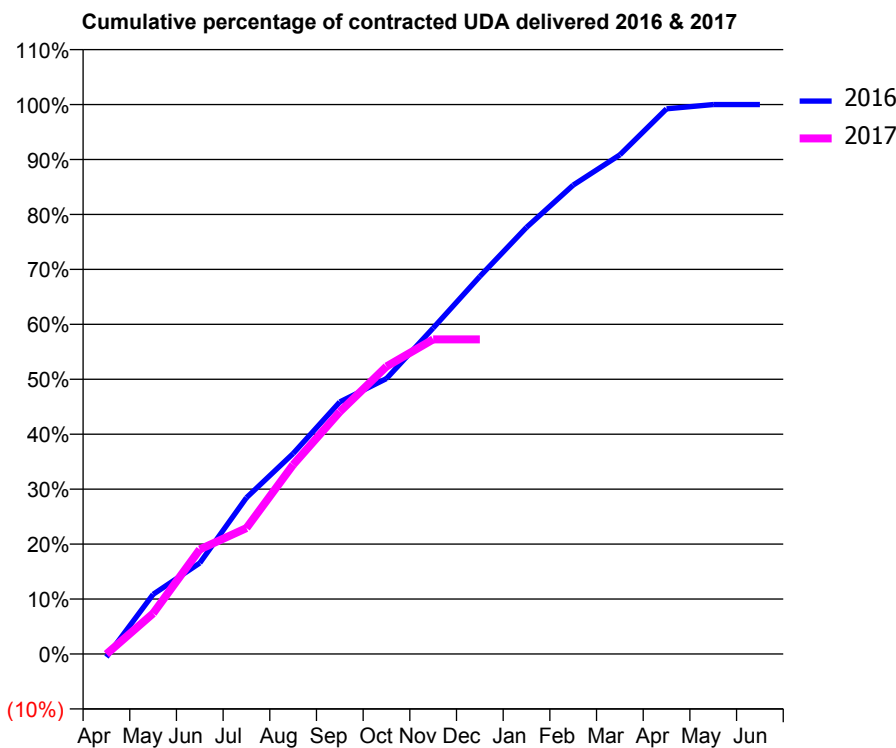
16/17 Contracted general activity (UDA)	3,013
Carry forward general activity (UDA)	1
16/17 Contracted orthodontic activity (UOA)	0
Carry forward orthodontic activity (UOA)	0
Baseline contract value	£73,669.04

ACCESS*

Patients seen in 24 months	Total	Change since previous quarter
Quarter ending December 2015	1,179	
Quarter ending March 2016	1,194	→
Quarter ending June 2016	1,218	↑
Quarter ending September 2016	1,196	↓
Quarter ending December 2016	1,206	→
Variance since December 2015	2.3%	↑



ACTIVITY



Month	Adjusted Scheduled Activity (UDA)	
	2016	2017
April	-17	-1
May	327	223
June	499	573
July	857	691
August	1,100	1,038
September	1,382	1,328
October	1,510	1,577
November	1,788	1,725
December	2,070	1,725
January	2,340	
February	2,571	
March	2,737	
April	2,989	
May	3,012	
June	3,012	

QUALITY

	Quantity	Base Number	Contract	AT	Region	England
% of FP17s for the same patient ID Re-attending within 3 months - Children	83	765	10.8%	12.1%	11.9%	12.4%
% of FP17s for the same patient ID Re-attending within 3 months - Adults	41	320	12.8%	17.2%	16.5%	16.6%
% of FP17s for the same patient ID Re-attending between 3 & 9 months - Children	439	765	57.4%	55.4%	60.2%	57.5%
% of FP17s for the same patient ID Re-attending between 3 & 9 months - Adults	149	320	46.6%	48.6%	52.0%	50.4%
% of FP17s for Band 1 Urgent Courses	40	971	4.1%	10.8%	9.5%	9.1%
% of FP17s Relating to Free Repair or Replacements	3	971	0.3%	0.6%	0.7%	0.8%
% of FP17s Relating to Continuations	6	971	0.6%	1.0%	1.2%	1.3%
% of Patients satisfied with the dentistry they have received	0	0	N/A	92.1%	92.9%	92.7%
% of Patients satisfied with the time they had to wait for an appointment	0	0	N/A	87.9%	88.8%	88.8%

* This is based on patients treated on this contract for their most recent course of treatment. Figures in italics indicate the base number of FP17s or Patient Questionnaire responses are less than 100. N/A is shown where the base number of responses is less than 10 during the period. % is calculated as Quantity/Base number*100

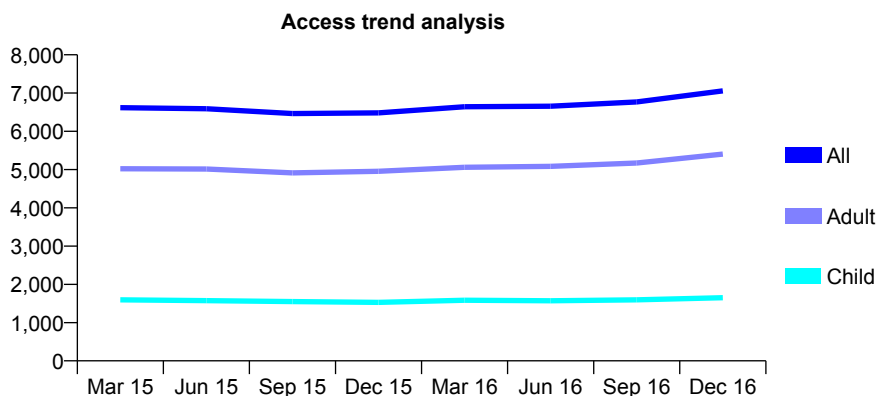
Q67 - Vital Signs At a Glance Contract Report for 572373/0001 - December 2016

Name or company name	Park Road Dental Practice
Contract type name	GDS Contract
Purpose of contract	General
Contract start date	01/04/2006
Contract end date	

16/17 Contracted general activity (UDA)	22,671
Carry forward general activity (UDA)	897
16/17 Contracted orthodontic activity (UOA)	0
Carry forward orthodontic activity (UOA)	0
Baseline contract value	£529,332.81

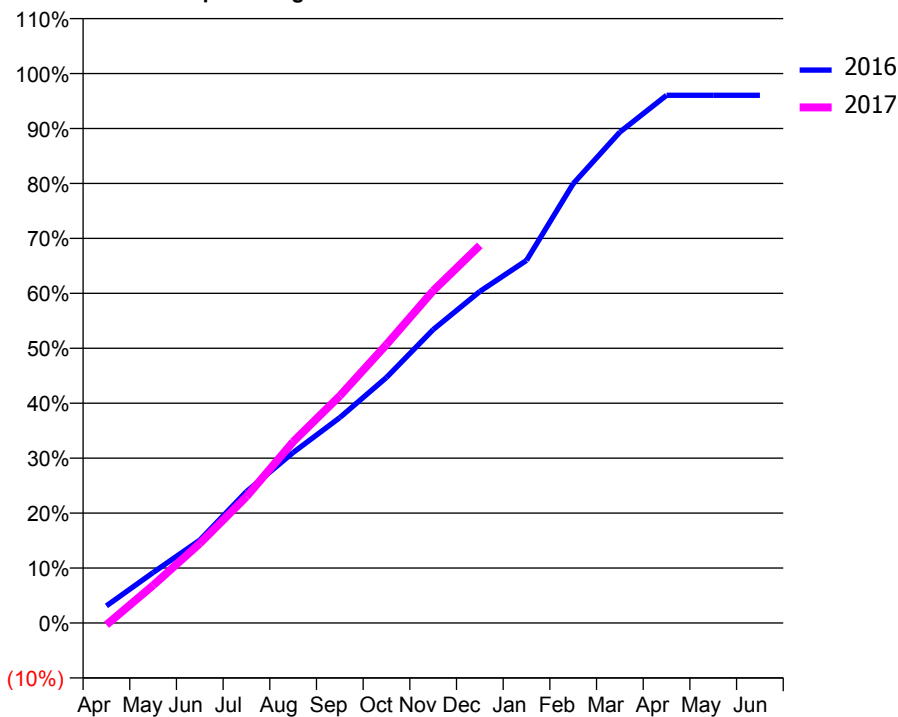
ACCESS*

Patients seen in 24 months	Total	Change since previous quarter
Quarter ending December 2015	6,482	
Quarter ending March 2016	6,644	↑
Quarter ending June 2016	6,656	→
Quarter ending September 2016	6,767	→
Quarter ending December 2016	7,057	↑
Variance since December 2015	8.9%	↑



ACTIVITY

Cumulative percentage of contracted UDA delivered 2016 & 2017



Month	Adjusted Scheduled Activity (UDA)	
	2016	2017
April	709	-78
May	2,081	1,554
June	3,418	3,284
July	5,423	5,214
August	7,032	7,481
September	8,476	9,370
October	10,134	11,488
November	12,104	13,704
December	13,681	15,579
January	14,960	
February	18,122	
March	20,252	
April	21,772	
May	21,772	
June	21,774	

QUALITY

	Quantity	Base Number	Contract	AT	Region	England
% of FP17s for the same patient ID Re-attending within 3 months - Children	89	2,005	4.4%	12.1%	11.9%	12.4%
% of FP17s for the same patient ID Re-attending within 3 months - Adults	670	6,471	10.4%	17.2%	16.5%	16.6%
% of FP17s for the same patient ID Re-attending between 3 & 9 months - Children	1,377	2,005	68.7%	55.4%	60.2%	57.5%
% of FP17s for the same patient ID Re-attending between 3 & 9 months - Adults	4,494	6,471	69.4%	48.6%	52.0%	50.4%
% of FP17s for Band 1 Urgent Courses	321	7,890	4.1%	10.8%	9.5%	9.1%
% of FP17s Relating to Free Repair or Replacements	41	7,890	0.5%	0.6%	0.7%	0.8%
% of FP17s Relating to Continuations	38	7,890	0.5%	1.0%	1.2%	1.3%
% of Patients satisfied with the dentistry they have received	18	20	90.0%	92.1%	92.9%	92.7%
% of Patients satisfied with the time they had to wait for an appointment	20	20	100.0%	87.9%	88.8%	88.8%

* This is based on patients treated on this contract for their most recent course of treatment. Figures in italics indicate the base number of FP17s or Patient Questionnaire responses are less than 100. N/A is shown where the base number of responses is less than 10 during the period. % is calculated as Quantity/Base number*100

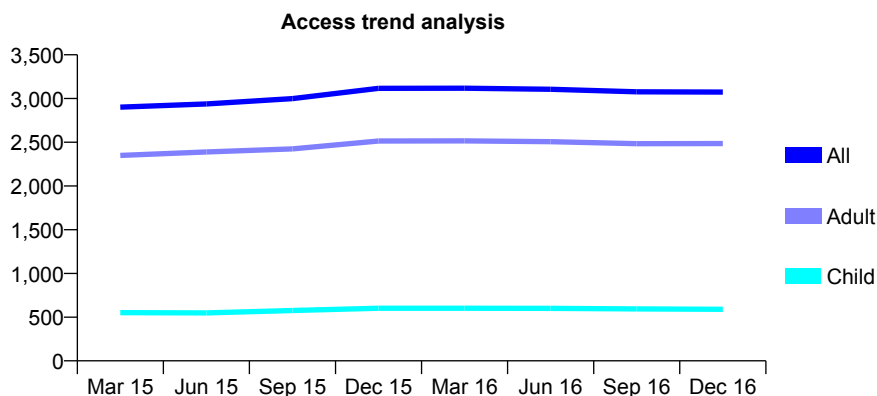
Q67 - Vital Signs At a Glance Contract Report for 573787/0001 - December 2016

Name or company name	MISS DM DALY
Contract type name	GDS Contract
Purpose of contract	General
Contract start date	01/04/2006
Contract end date	

16/17 Contracted general activity (UDA)	7,808
Carry forward general activity (UDA)	7
16/17 Contracted orthodontic activity (UOA)	0
Carry forward orthodontic activity (UOA)	0
Baseline contract value	£190,908.69

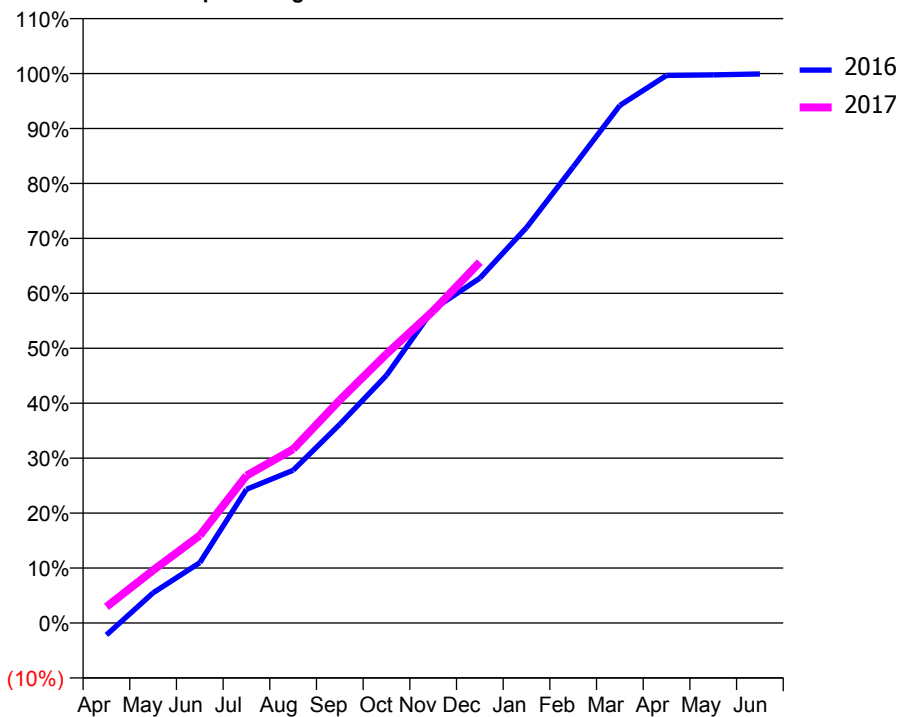
ACCESS*

Patients seen in 24 months	Total	Change since previous quarter
Quarter ending December 2015	3,116	
Quarter ending March 2016	3,118	→
Quarter ending June 2016	3,106	→
Quarter ending September 2016	3,077	→
Quarter ending December 2016	3,074	→
Variance since December 2015	(1.3%)	↓



ACTIVITY

Cumulative percentage of contracted UDA delivered 2016 & 2017



Adjusted Scheduled Activity (UDA)

Month	2016	2017
April	-171	230
May	429	749
June	857	1,245
July	1,900	2,094
August	2,171	2,470
September	2,825	3,168
October	3,520	3,823
November	4,457	4,435
December	4,900	5,127
January	5,618	
February	6,482	
March	7,354	
April	7,780	
May	7,788	
June	7,801	

QUALITY

	Quantity	Base Number	Contract	AT	Region	England
% of FP17s for the same patient ID Re-attending within 3 months - Children	14	569	2.5%	12.1%	11.9%	12.4%
% of FP17s for the same patient ID Re-attending within 3 months - Adults	255	2,180	11.7%	17.2%	16.5%	16.6%
% of FP17s for the same patient ID Re-attending between 3 & 9 months - Children	361	569	63.4%	55.4%	60.2%	57.5%
% of FP17s for the same patient ID Re-attending between 3 & 9 months - Adults	950	2,180	43.6%	48.6%	52.0%	50.4%
% of FP17s for Band 1 Urgent Courses	109	2,535	4.3%	10.8%	9.5%	9.1%
% of FP17s Relating to Free Repair or Replacements	19	2,535	0.7%	0.6%	0.7%	0.8%
% of FP17s Relating to Continuations	34	2,535	1.3%	1.0%	1.2%	1.3%
% of Patients satisfied with the dentistry they have received	4	5	N/A	92.1%	92.9%	92.7%
% of Patients satisfied with the time they had to wait for an appointment	4	5	N/A	87.9%	88.8%	88.8%

* This is based on patients treated on this contract for their most recent course of treatment. Figures in italics indicate the base number of FP17s or Patient Questionnaire responses are less than 100. N/A is shown where the base number of responses is less than 10 during the period. % is calculated as Quantity/Base number*100

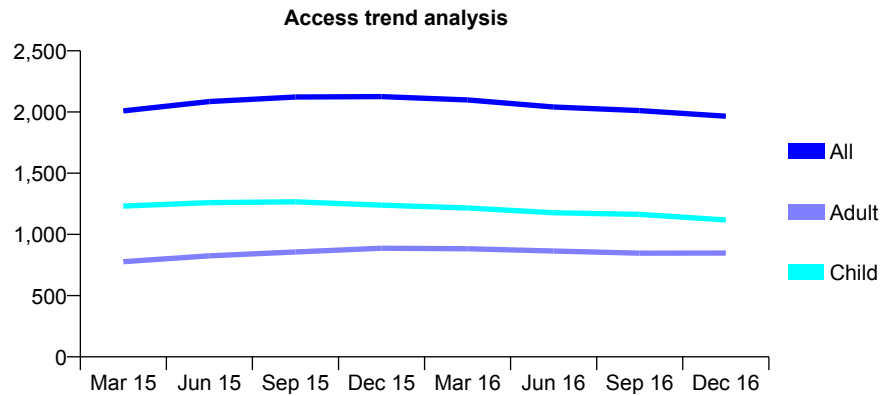
Q67 - Vital Signs At a Glance Contract Report for 574376/0001 - December 2016

Name or company name	MR EM CAMPBELL
Contract type name	GDS Contract
Purpose of contract	General
Contract start date	01/12/2013
Contract end date	

16/17 Contracted general activity (UDA)	4,400
Carry forward general activity (UDA)	-26
16/17 Contracted orthodontic activity (UOA)	0
Carry forward orthodontic activity (UOA)	0
Baseline contract value	£105,779.39

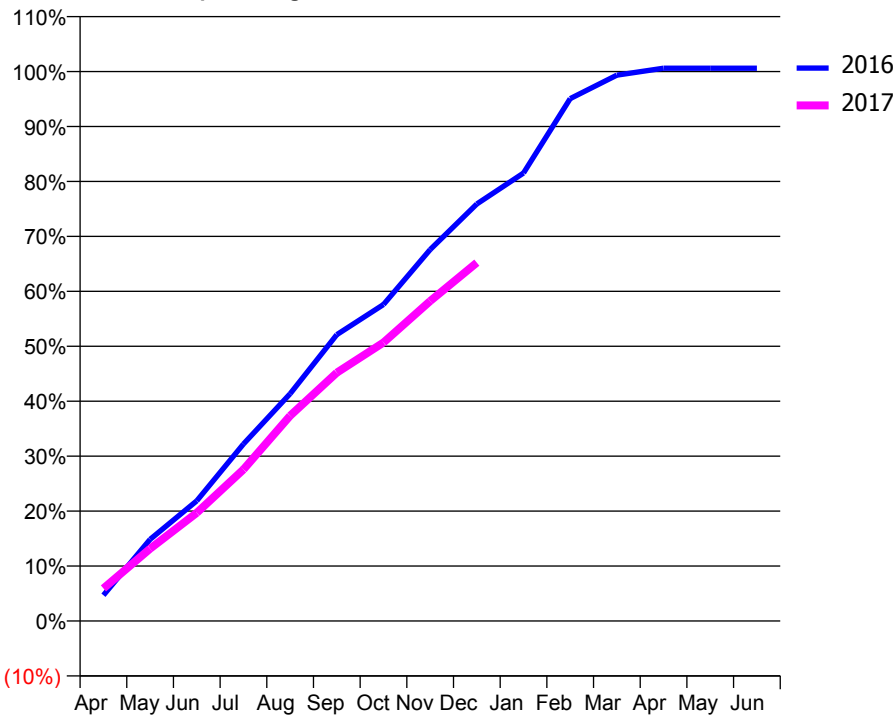
ACCESS*

Patients seen in 24 months	Total	Change since previous quarter
Quarter ending December 2015	2,126	
Quarter ending March 2016	2,099	↓
Quarter ending June 2016	2,041	↓
Quarter ending September 2016	2,011	↓
Quarter ending December 2016	1,966	↓
Variance since December 2015	(7.5%)	↓



ACTIVITY

Cumulative percentage of contracted UDA delivered 2016 & 2017



Month	Adjusted Scheduled Activity (UDA)	
	2016	2017
April	207	261
May	654	579
June	963	866
July	1,418	1,214
August	1,820	1,644
September	2,293	1,989
October	2,534	2,230
November	2,974	2,562
December	3,339	2,870
January	3,587	
February	4,183	
March	4,371	
April	4,426	
May	4,426	
June	4,426	

QUALITY

	Quantity	Base Number	Contract	AT	Region	England
% of FP17s for the same patient ID Re-attending within 3 months - Children	67	1,205	5.6%	12.1%	11.9%	12.4%
% of FP17s for the same patient ID Re-attending within 3 months - Adults	91	799	11.4%	17.2%	16.5%	16.6%
% of FP17s for the same patient ID Re-attending between 3 & 9 months - Children	752	1,205	62.4%	55.4%	60.2%	57.5%
% of FP17s for the same patient ID Re-attending between 3 & 9 months - Adults	452	799	56.6%	48.6%	52.0%	50.4%
% of FP17s for Band 1 Urgent Courses	3	1,959	0.2%	10.8%	9.5%	9.1%
% of FP17s Relating to Free Repair or Replacements	0	1,959	0.0%	0.6%	0.7%	0.8%
% of FP17s Relating to Continuations	6	1,959	0.3%	1.0%	1.2%	1.3%
% of Patients satisfied with the dentistry they have received	2	2	N/A	92.1%	92.9%	92.7%
% of Patients satisfied with the time they had to wait for an appointment	2	2	N/A	87.9%	88.8%	88.8%

* This is based on patients treated on this contract for their most recent course of treatment. Figures in italics indicate the base number of FP17s or Patient Questionnaire responses are less than 100. N/A is shown where the base number of responses is less than 10 during the period. % is calculated as Quantity/Base number*100

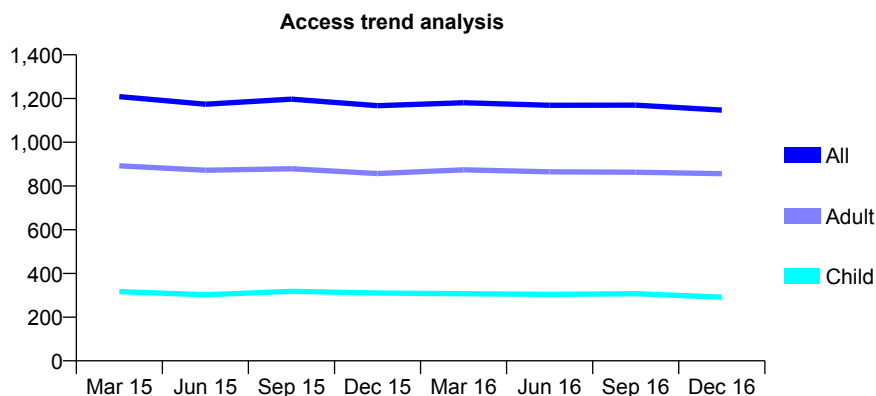
Q67 - Vital Signs At a Glance Contract Report for 613584/0001 - December 2016

Name or company name	MR M MITIC
Contract type name	GDS Contract
Purpose of contract	General
Contract start date	04/10/2007
Contract end date	

16/17 Contracted general activity (UDA)	6,000
Carry forward general activity (UDA)	-17
16/17 Contracted orthodontic activity (UOA)	0
Carry forward orthodontic activity (UOA)	0
Baseline contract value	£144,225.67

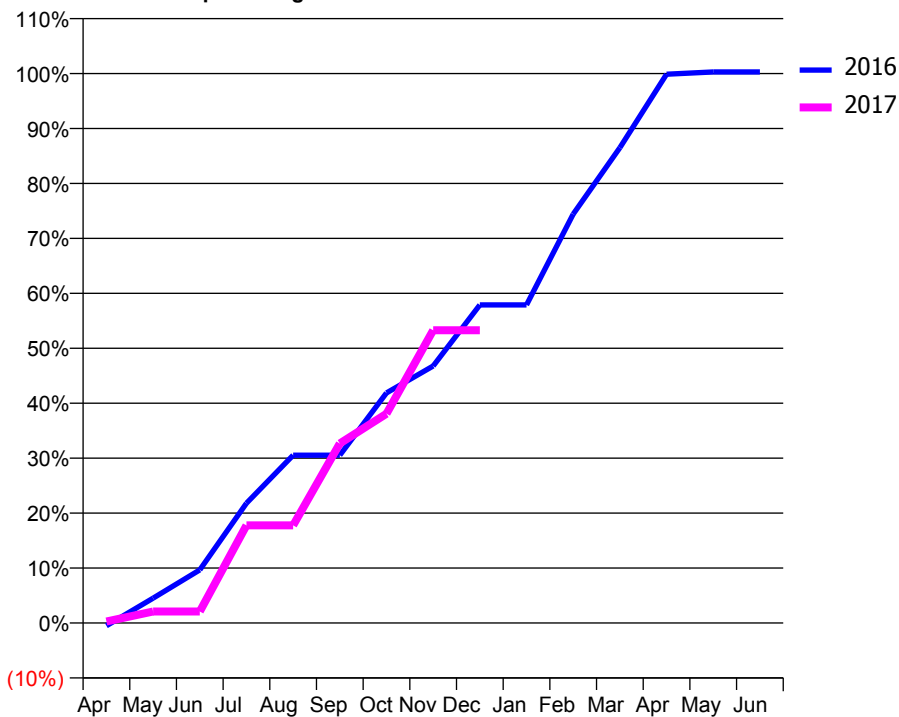
ACCESS*

Patients seen in 24 months	Total	Change since previous quarter
Quarter ending December 2015	1,167	
Quarter ending March 2016	1,181	→
Quarter ending June 2016	1,169	↓
Quarter ending September 2016	1,170	→
Quarter ending December 2016	1,147	↓
Variance since December 2015	(1.7%)	↓



ACTIVITY

Cumulative percentage of contracted UDA delivered 2016 & 2017



Month	Adjusted Scheduled Activity (UDA)	
	2016	2017
April	-31	17
May	272	126
June	580	126
July	1,308	1,067
August	1,833	1,067
September	1,833	1,961
October	2,512	2,286
November	2,806	3,196
December	3,474	3,196
January	3,474	
February	4,465	
March	5,189	
April	5,993	
May	6,017	
June	6,017	

QUALITY

	Quantity	Base Number	Contract	AT	Region	England
% of FP17s for the same patient ID Re-attending within 3 months - Children	9	294	3.1%	12.1%	11.9%	12.4%
% of FP17s for the same patient ID Re-attending within 3 months - Adults	64	778	8.2%	17.2%	16.5%	16.6%
% of FP17s for the same patient ID Re-attending between 3 & 9 months - Children	179	294	60.9%	55.4%	60.2%	57.5%
% of FP17s for the same patient ID Re-attending between 3 & 9 months - Adults	404	778	51.9%	48.6%	52.0%	50.4%
% of FP17s for Band 1 Urgent Courses	10	933	1.1%	10.8%	9.5%	9.1%
% of FP17s Relating to Free Repair or Replacements	0	933	0.0%	0.6%	0.7%	0.8%
% of FP17s Relating to Continuations	0	933	0.0%	1.0%	1.2%	1.3%
% of Patients satisfied with the dentistry they have received	4	4	N/A	92.1%	92.9%	92.7%
% of Patients satisfied with the time they had to wait for an appointment	4	4	N/A	87.9%	88.8%	88.8%

* This is based on patients treated on this contract for their most recent course of treatment. Figures in italics indicate the base number of FP17s or Patient Questionnaire responses are less than 100. N/A is shown where the base number of responses is less than 10 during the period. % is calculated as Quantity/Base number*100

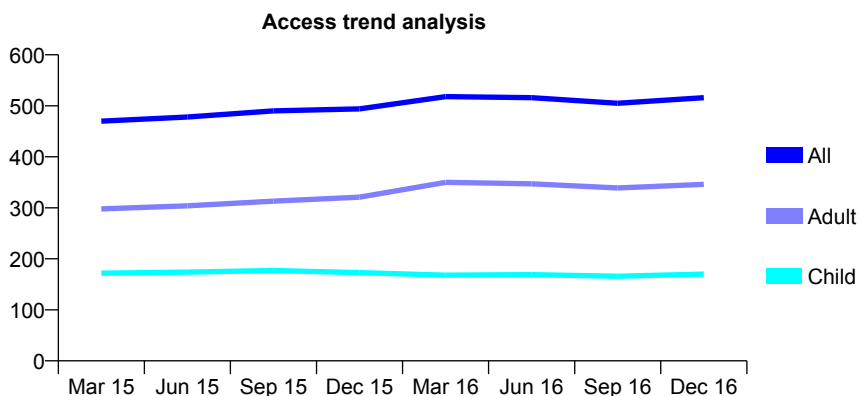
Q67 - Vital Signs At a Glance Contract Report for 629871/0003 - December 2016

Name or company name	MR CM BROWNE
Contract type name	GDS Contract
Purpose of contract	General
Contract start date	01/09/2013
Contract end date	

16/17 Contracted general activity (UDA)	1,765
Carry forward general activity (UDA)	-35
16/17 Contracted orthodontic activity (UOA)	0
Carry forward orthodontic activity (UOA)	0
Baseline contract value	£49,843.10

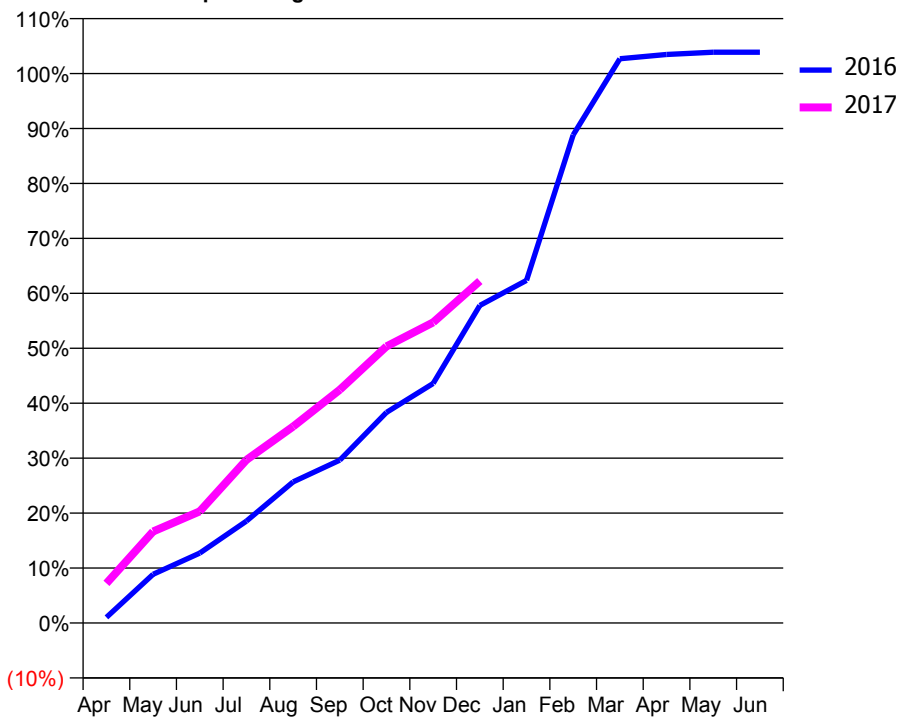
ACCESS*

Patients seen in 24 months	Total	Change since previous quarter
Quarter ending December 2015	494	
Quarter ending March 2016	518	↑
Quarter ending June 2016	516	→
Quarter ending September 2016	505	↓
Quarter ending December 2016	516	↑
Variance since December 2015	4.5%	↑



ACTIVITY

Cumulative percentage of contracted UDA delivered 2016 & 2017



Month	Adjusted Scheduled Activity (UDA)	
	2016	2017
April	18	128
May	157	294
June	225	359
July	328	524
August	453	631
September	523	749
October	676	889
November	770	966
December	1,020	1,099
January	1,100	
February	1,568	
March	1,812	
April	1,826	
May	1,833	
June	1,833	

QUALITY

	Quantity	Base Number	Contract	AT	Region	England
% of FP17s for the same patient ID Re-attending within 3 months - Children	13	218	6.0%	12.1%	11.9%	12.4%
% of FP17s for the same patient ID Re-attending within 3 months - Adults	25	287	8.7%	17.2%	16.5%	16.6%
% of FP17s for the same patient ID Re-attending between 3 & 9 months - Children	162	218	74.3%	55.4%	60.2%	57.5%
% of FP17s for the same patient ID Re-attending between 3 & 9 months - Adults	201	287	70.0%	48.6%	52.0%	50.4%
% of FP17s for Band 1 Urgent Courses	23	499	4.6%	10.8%	9.5%	9.1%
% of FP17s Relating to Free Repair or Replacements	6	499	1.2%	0.6%	0.7%	0.8%
% of FP17s Relating to Continuations	0	499	0.0%	1.0%	1.2%	1.3%
% of Patients satisfied with the dentistry they have received	4	4	N/A	92.1%	92.9%	92.7%
% of Patients satisfied with the time they had to wait for an appointment	4	4	N/A	87.9%	88.8%	88.8%

* This is based on patients treated on this contract for their most recent course of treatment. Figures in italics indicate the base number of FP17s or Patient Questionnaire responses are less than 100. N/A is shown where the base number of responses is less than 10 during the period. % is calculated as Quantity/Base number*100

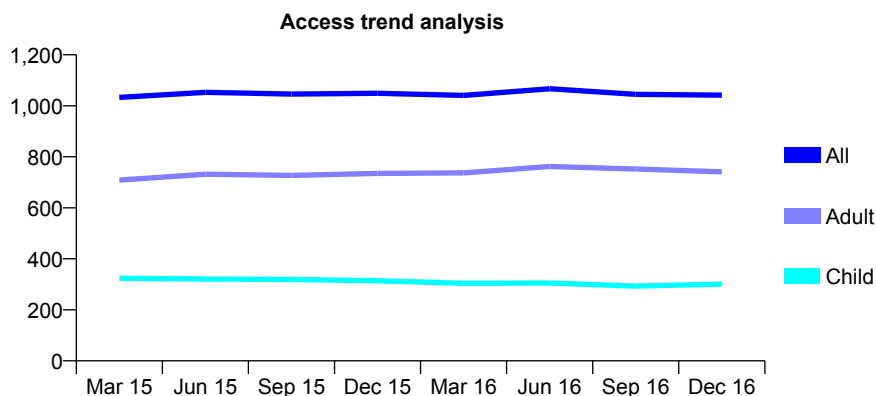
Q67 - Vital Signs At a Glance Contract Report for 630047/0001 - December 2016

Name or company name	MISS JH FORRYAN
Contract type name	GDS Contract
Purpose of contract	General
Contract start date	01/04/2006
Contract end date	

16/17 Contracted general activity (UDA)	2,376
Carry forward general activity (UDA)	-10
16/17 Contracted orthodontic activity (UOA)	0
Carry forward orthodontic activity (UOA)	0
Baseline contract value	£52,808.20

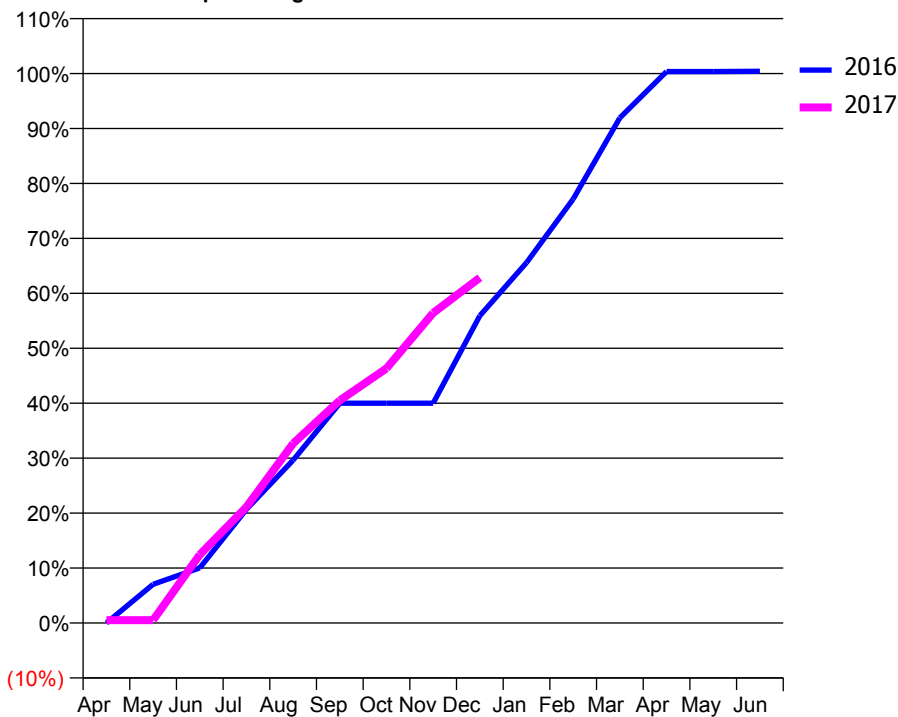
ACCESS*

Patients seen in 24 months	Total	Change since previous quarter
Quarter ending December 2015	1,049	
Quarter ending March 2016	1,041	→
Quarter ending June 2016	1,067	↑
Quarter ending September 2016	1,045	↓
Quarter ending December 2016	1,042	→
Variance since December 2015	(0.7%)	→



ACTIVITY

Cumulative percentage of contracted UDA delivered 2016 & 2017



Month	Adjusted Scheduled Activity (UDA)	
	2016	2017
April	-0	12
May	168	12
June	238	296
July	491	502
August	704	777
September	950	963
October	950	1,101
November	950	1,341
December	1,329	1,493
January	1,558	
February	1,833	
March	2,184	
April	2,385	
May	2,385	
June	2,386	

QUALITY

	Quantity	Base Number	Contract	AT	Region	England
% of FP17s for the same patient ID Re-attending within 3 months - Children	16	330	4.8%	12.1%	11.9%	12.4%
% of FP17s for the same patient ID Re-attending within 3 months - Adults	51	522	9.8%	17.2%	16.5%	16.6%
% of FP17s for the same patient ID Re-attending between 3 & 9 months - Children	191	330	57.9%	55.4%	60.2%	57.5%
% of FP17s for the same patient ID Re-attending between 3 & 9 months - Adults	186	522	35.6%	48.6%	52.0%	50.4%
% of FP17s for Band 1 Urgent Courses	44	762	5.8%	10.8%	9.5%	9.1%
% of FP17s Relating to Free Repair or Replacements	0	762	0.0%	0.6%	0.7%	0.8%
% of FP17s Relating to Continuations	4	762	0.5%	1.0%	1.2%	1.3%
% of Patients satisfied with the dentistry they have received	2	2	N/A	92.1%	92.9%	92.7%
% of Patients satisfied with the time they had to wait for an appointment	2	2	N/A	87.9%	88.8%	88.8%

* This is based on patients treated on this contract for their most recent course of treatment. Figures in italics indicate the base number of FP17s or Patient Questionnaire responses are less than 100. N/A is shown where the base number of responses is less than 10 during the period. % is calculated as Quantity/Base number*100

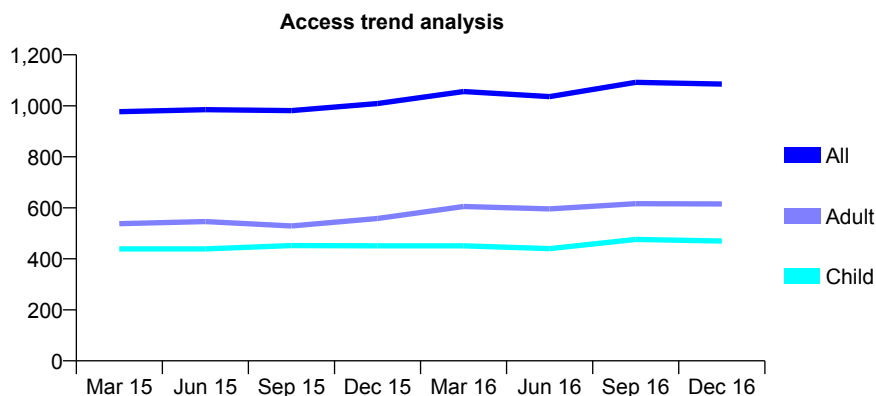
Q67 - Vital Signs At a Glance Contract Report for 636576/0001 - December 2016

Name or company name	MISS FM BRUMMITT
Contract type name	GDS Contract
Purpose of contract	General
Contract start date	01/04/2006
Contract end date	

16/17 Contracted general activity (UDA)	2,500
Carry forward general activity (UDA)	-50
16/17 Contracted orthodontic activity (UOA)	0
Carry forward orthodontic activity (UOA)	0
Baseline contract value	£61,524.02

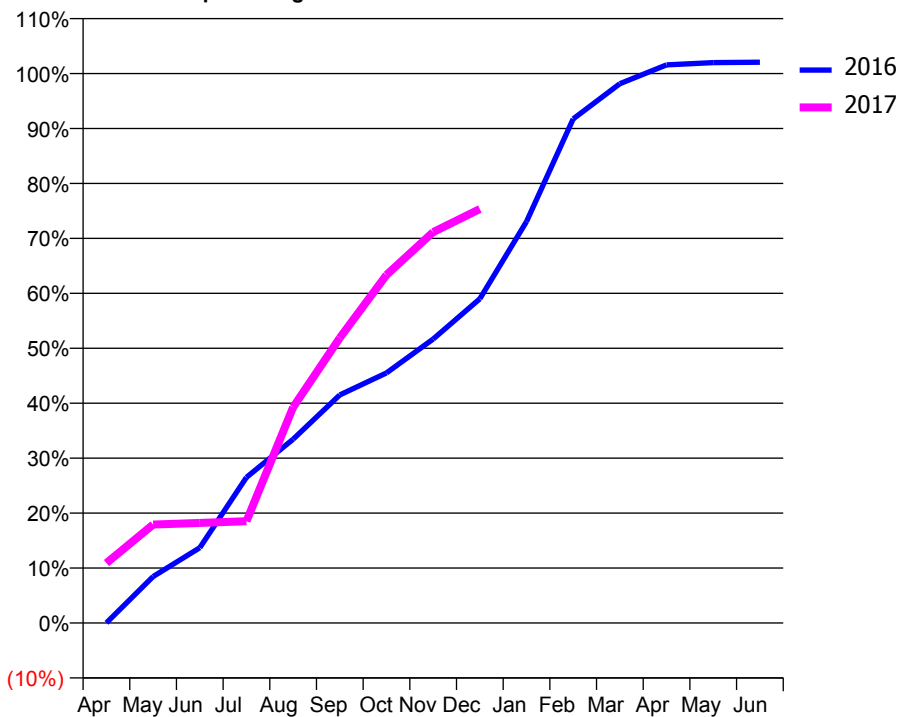
ACCESS*

Patients seen in 24 months	Total	Change since previous quarter
Quarter ending December 2015	1,009	
Quarter ending March 2016	1,056	↑
Quarter ending June 2016	1,036	↓
Quarter ending September 2016	1,092	↑
Quarter ending December 2016	1,085	→
Variance since December 2015	7.5%	↑



ACTIVITY

Cumulative percentage of contracted UDA delivered 2016 & 2017



Month	Adjusted Scheduled Activity (UDA)	
	2016	2017
April	1	273
May	211	448
June	343	455
July	663	463
August	836	982
September	1,038	1,298
October	1,138	1,584
November	1,292	1,778
December	1,475	1,884
January	1,826	
February	2,293	
March	2,453	
April	2,539	
May	2,549	
June	2,551	

QUALITY

	Quantity	Base Number	Contract	AT	Region	England
% of FP17s for the same patient ID Re-attending within 3 months - Children	23	551	4.2%	12.1%	11.9%	12.4%
% of FP17s for the same patient ID Re-attending within 3 months - Adults	50	475	10.5%	17.2%	16.5%	16.6%
% of FP17s for the same patient ID Re-attending between 3 & 9 months - Children	372	551	67.5%	55.4%	60.2%	57.5%
% of FP17s for the same patient ID Re-attending between 3 & 9 months - Adults	236	475	49.7%	48.6%	52.0%	50.4%
% of FP17s for Band 1 Urgent Courses	42	990	4.2%	10.8%	9.5%	9.1%
% of FP17s Relating to Free Repair or Replacements	0	990	0.0%	0.6%	0.7%	0.8%
% of FP17s Relating to Continuations	1	990	0.1%	1.0%	1.2%	1.3%
% of Patients satisfied with the dentistry they have received	1	1	N/A	92.1%	92.9%	92.7%
% of Patients satisfied with the time they had to wait for an appointment	1	1	N/A	87.9%	88.8%	88.8%

* This is based on patients treated on this contract for their most recent course of treatment. Figures in italics indicate the base number of FP17s or Patient Questionnaire responses are less than 100. N/A is shown where the base number of responses is less than 10 during the period. % is calculated as Quantity/Base number*100

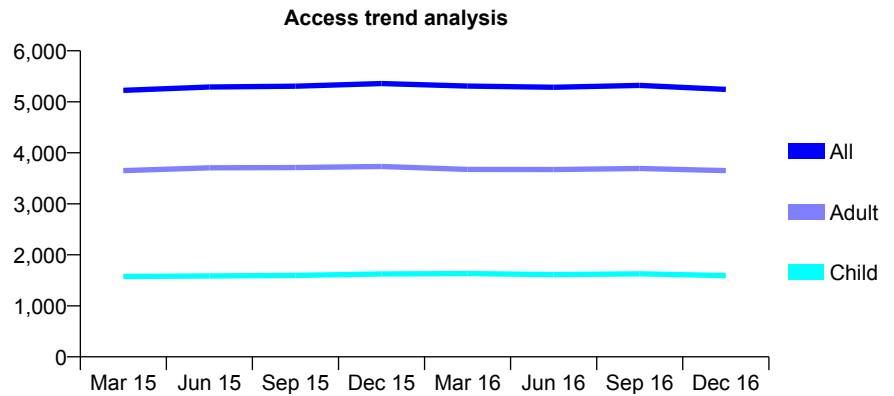
Q67 - Vital Signs At a Glance Contract Report for 638323/0001 - December 2016

Name or company name	MR SS PHOTAY
Contract type name	GDS Contract
Purpose of contract	General
Contract start date	01/04/2006
Contract end date	

16/17 Contracted general activity (UDA)	12,702
Carry forward general activity (UDA)	6
16/17 Contracted orthodontic activity (UOA)	0
Carry forward orthodontic activity (UOA)	0
Baseline contract value	£310,568.91

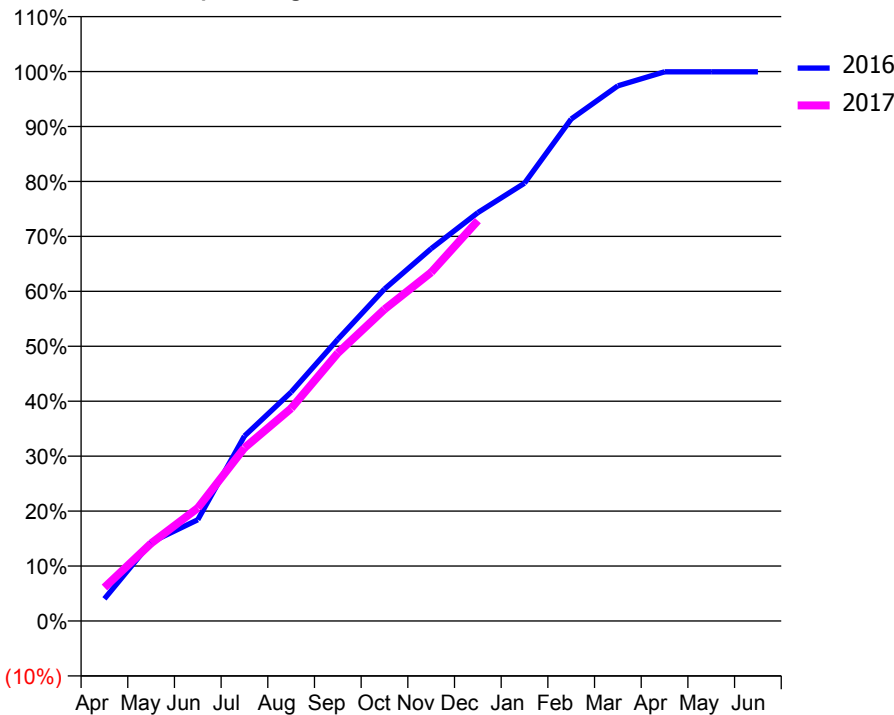
ACCESS*

Patients seen in 24 months	Total	Change since previous quarter
Quarter ending December 2015	5,357	
Quarter ending March 2016	5,308	→
Quarter ending June 2016	5,284	→
Quarter ending September 2016	5,321	→
Quarter ending December 2016	5,243	↓
Variance since December 2015	(2.1%)	↓



ACTIVITY

Cumulative percentage of contracted UDA delivered 2016 & 2017



Month	Adjusted Scheduled Activity (UDA)	
	2016	2017
April	513	776
May	1,821	1,795
June	2,340	2,614
July	4,275	4,003
August	5,290	4,915
September	6,513	6,195
October	7,674	7,206
November	8,607	8,059
December	9,439	9,256
January	10,122	
February	11,604	
March	12,371	
April	12,696	
May	12,696	
June	12,696	

QUALITY

	Quantity	Base Number	Contract	AT	Region	England
% of FP17s for the same patient ID Re-attending within 3 months - Children	93	1,272	7.3%	12.1%	11.9%	12.4%
% of FP17s for the same patient ID Re-attending within 3 months - Adults	325	2,546	12.8%	17.2%	16.5%	16.6%
% of FP17s for the same patient ID Re-attending between 3 & 9 months - Children	378	1,272	29.7%	55.4%	60.2%	57.5%
% of FP17s for the same patient ID Re-attending between 3 & 9 months - Adults	682	2,546	26.8%	48.6%	52.0%	50.4%
% of FP17s for Band 1 Urgent Courses	317	3,663	8.7%	10.8%	9.5%	9.1%
% of FP17s Relating to Free Repair or Replacements	32	3,663	0.9%	0.6%	0.7%	0.8%
% of FP17s Relating to Continuations	74	3,663	2.0%	1.0%	1.2%	1.3%
% of Patients satisfied with the dentistry they have received	7	8	N/A	92.1%	92.9%	92.7%
% of Patients satisfied with the time they had to wait for an appointment	5	8	N/A	87.9%	88.8%	88.8%

* This is based on patients treated on this contract for their most recent course of treatment. Figures in italics indicate the base number of FP17s or Patient Questionnaire responses are less than 100. N/A is shown where the base number of responses is less than 10 during the period. % is calculated as Quantity/Base number*100

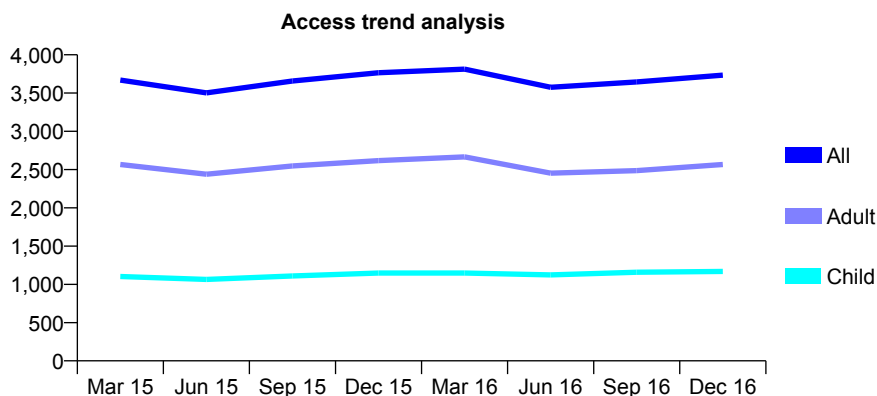
Q67 - Vital Signs At a Glance Contract Report for 638323/0002 - December 2016

Name or company name	MR SS PHOTAY
Contract type name	GDS Contract
Purpose of contract	General
Contract start date	01/04/2006
Contract end date	

16/17 Contracted general activity (UDA)	10,254
Carry forward general activity (UDA)	2
16/17 Contracted orthodontic activity (UOA)	0
Carry forward orthodontic activity (UOA)	0
Baseline contract value	£250,714.34

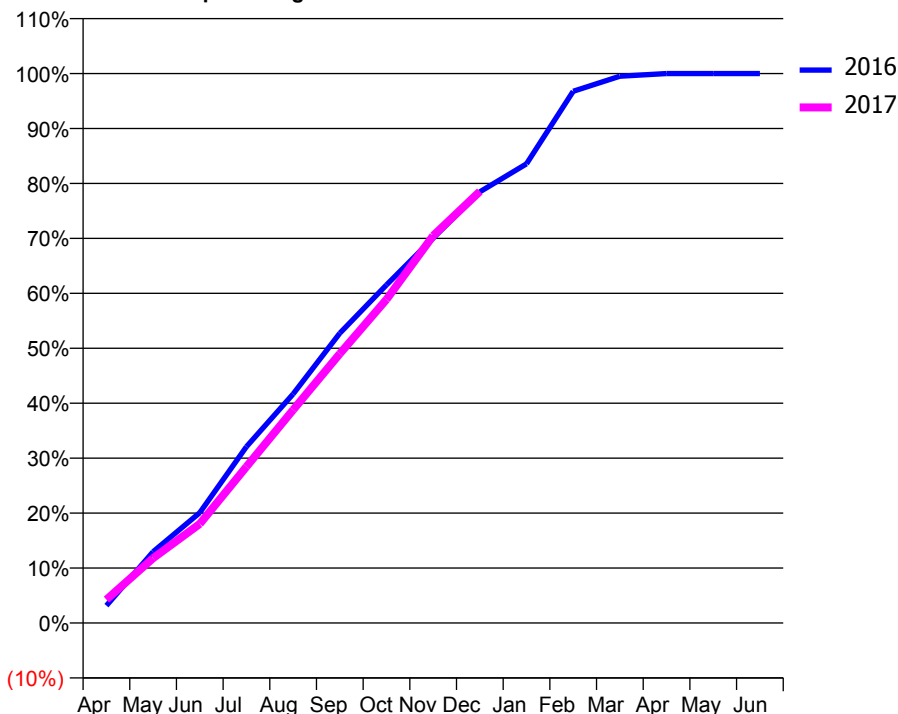
ACCESS*

Patients seen in 24 months	Total	Change since previous quarter
Quarter ending December 2015	3,765	
Quarter ending March 2016	3,812	→
Quarter ending June 2016	3,576	↓
Quarter ending September 2016	3,645	→
Quarter ending December 2016	3,735	↑
Variance since December 2015	(0.8%)	→



ACTIVITY

Cumulative percentage of contracted UDA delivered 2016 & 2017



Month	Adjusted Scheduled Activity (UDA)	
	2016	2017
April	324	437
May	1,331	1,210
June	2,059	1,849
July	3,292	2,918
August	4,274	3,978
September	5,409	5,026
October	6,308	6,037
November	7,182	7,226
December	8,047	8,053
January	8,568	
February	9,922	
March	10,203	
April	10,252	
May	10,252	
June	10,252	

QUALITY

	Quantity	Base Number	Contract	AT	Region	England
% of FP17s for the same patient ID Re-attending within 3 months - Children	68	1,022	6.7%	12.1%	11.9%	12.4%
% of FP17s for the same patient ID Re-attending within 3 months - Adults	335	2,126	15.8%	17.2%	16.5%	16.6%
% of FP17s for the same patient ID Re-attending between 3 & 9 months - Children	356	1,022	34.8%	55.4%	60.2%	57.5%
% of FP17s for the same patient ID Re-attending between 3 & 9 months - Adults	641	2,126	30.2%	48.6%	52.0%	50.4%
% of FP17s for Band 1 Urgent Courses	501	3,121	16.1%	10.8%	9.5%	9.1%
% of FP17s Relating to Free Repair or Replacements	13	3,121	0.4%	0.6%	0.7%	0.8%
% of FP17s Relating to Continuations	27	3,121	0.9%	1.0%	1.2%	1.3%
% of Patients satisfied with the dentistry they have received	9	10	90.0%	92.1%	92.9%	92.7%
% of Patients satisfied with the time they had to wait for an appointment	9	10	90.0%	87.9%	88.8%	88.8%

* This is based on patients treated on this contract for their most recent course of treatment. Figures in italics indicate the base number of FP17s or Patient Questionnaire responses are less than 100. N/A is shown where the base number of responses is less than 10 during the period. % is calculated as Quantity/Base number*100

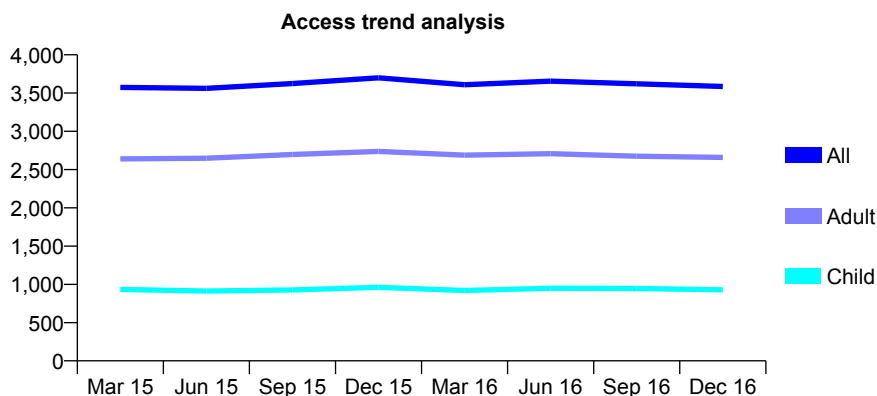
Q67 - Vital Signs At a Glance Contract Report for 638323/0003 - December 2016

Name or company name	MR SS PHOTAY
Contract type name	GDS Contract
Purpose of contract	General
Contract start date	01/04/2006
Contract end date	

16/17 Contracted general activity (UDA)	9,000
Carry forward general activity (UDA)	-36
16/17 Contracted orthodontic activity (UOA)	0
Carry forward orthodontic activity (UOA)	0
Baseline contract value	£220,053.56

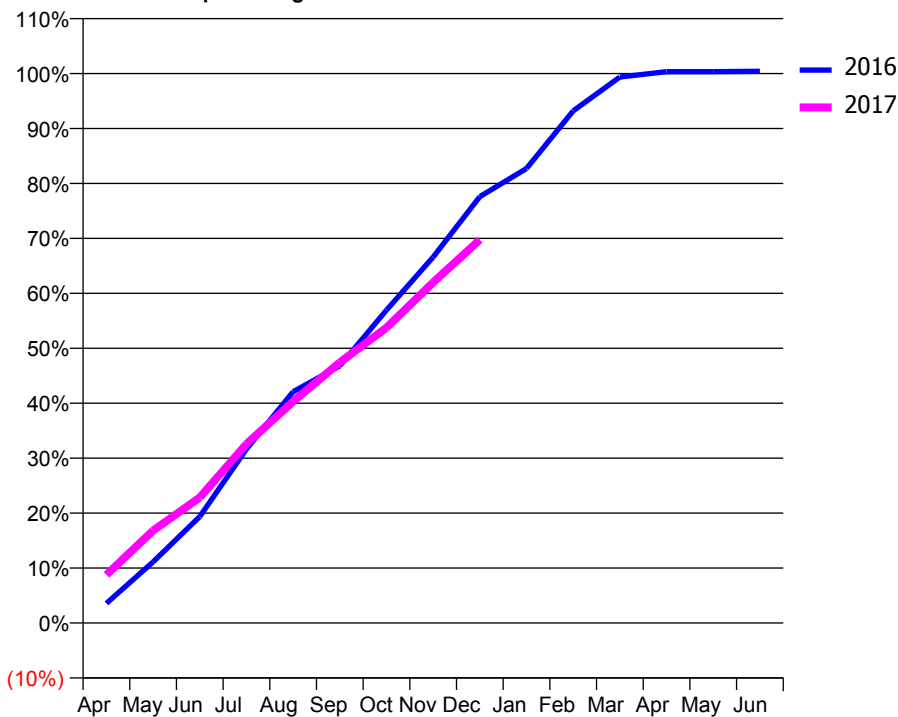
ACCESS*

Patients seen in 24 months	Total	Change since previous quarter
Quarter ending December 2015	3,699	
Quarter ending March 2016	3,609	↓
Quarter ending June 2016	3,656	→
Quarter ending September 2016	3,621	→
Quarter ending December 2016	3,586	→
Variance since December 2015	(3.1%)	↓



ACTIVITY

Cumulative percentage of contracted UDA delivered 2016 & 2017



Month	Adjusted Scheduled Activity (UDA)	
	2016	2017
April	322	789
May	1,001	1,515
June	1,744	2,056
July	2,850	2,932
August	3,788	3,628
September	4,212	4,268
October	5,124	4,837
November	5,995	5,579
December	6,983	6,278
January	7,443	
February	8,389	
March	8,942	
April	9,029	
May	9,029	
June	9,036	

QUALITY

	Quantity	Base Number	Contract	AT	Region	England
% of FP17s for the same patient ID Re-attending within 3 months - Children	44	743	5.9%	12.1%	11.9%	12.4%
% of FP17s for the same patient ID Re-attending within 3 months - Adults	326	2,071	15.7%	17.2%	16.5%	16.6%
% of FP17s for the same patient ID Re-attending between 3 & 9 months - Children	238	743	32.0%	55.4%	60.2%	57.5%
% of FP17s for the same patient ID Re-attending between 3 & 9 months - Adults	673	2,071	32.5%	48.6%	52.0%	50.4%
% of FP17s for Band 1 Urgent Courses	337	2,754	12.2%	10.8%	9.5%	9.1%
% of FP17s Relating to Free Repair or Replacements	45	2,754	1.6%	0.6%	0.7%	0.8%
% of FP17s Relating to Continuations	31	2,754	1.1%	1.0%	1.2%	1.3%
% of Patients satisfied with the dentistry they have received	6	8	N/A	92.1%	92.9%	92.7%
% of Patients satisfied with the time they had to wait for an appointment	8	8	N/A	87.9%	88.8%	88.8%

* This is based on patients treated on this contract for their most recent course of treatment. Figures in italics indicate the base number of FP17s or Patient Questionnaire responses are less than 100. N/A is shown where the base number of responses is less than 10 during the period. % is calculated as Quantity/Base number*100

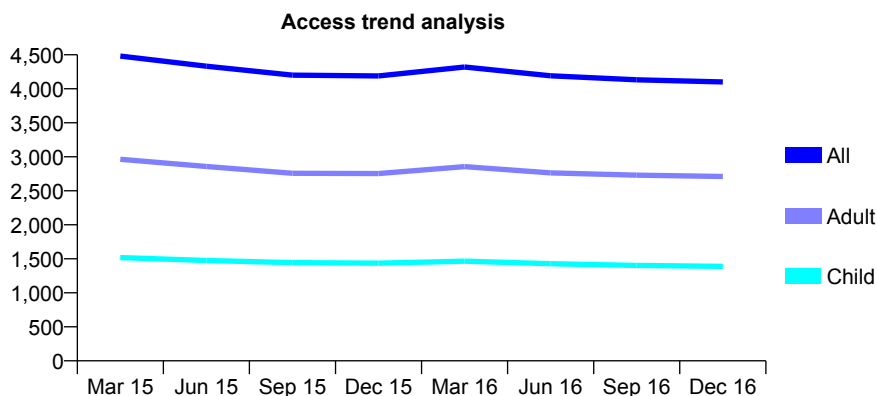
Q67 - Vital Signs At a Glance Contract Report for 638323/0004 - December 2016

Name or company name	MR SS PHOTAY
Contract type name	GDS Contract
Purpose of contract	General
Contract start date	01/04/2006
Contract end date	

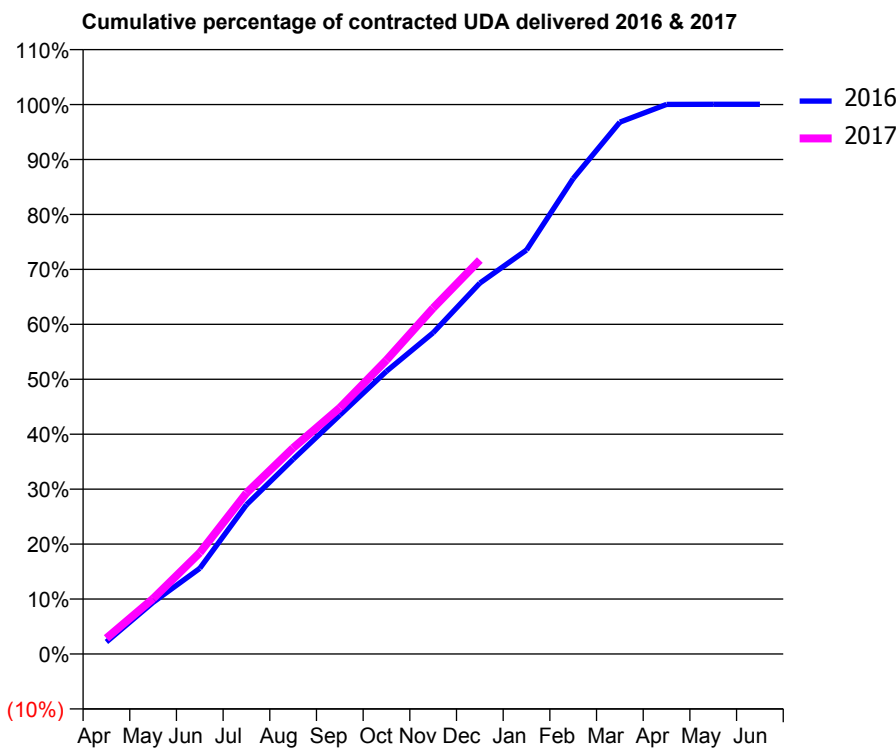
16/17 Contracted general activity (UDA)	10,500
Carry forward general activity (UDA)	-4
16/17 Contracted orthodontic activity (UOA)	0
Carry forward orthodontic activity (UOA)	0
Baseline contract value	£256,729.15

ACCESS*

Patients seen in 24 months	Total	Change since previous quarter
Quarter ending December 2015	4,190	
Quarter ending March 2016	4,321	↑
Quarter ending June 2016	4,191	↓
Quarter ending September 2016	4,133	↓
Quarter ending December 2016	4,100	→
Variance since December 2015	(2.1%)	↓



ACTIVITY



Month	Adjusted Scheduled Activity (UDA)	
	2016	2017
April	231	302
May	988	1,059
June	1,637	1,935
July	2,853	3,076
August	3,722	3,937
September	4,566	4,705
October	5,403	5,617
November	6,138	6,611
December	7,088	7,528
January	7,718	
February	9,086	
March	10,163	
April	10,501	
May	10,504	
June	10,504	

QUALITY

	Quantity	Base Number	Contract	AT	Region	England
% of FP17s for the same patient ID Re-attending within 3 months - Children	95	1,289	7.4%	12.1%	11.9%	12.4%
% of FP17s for the same patient ID Re-attending within 3 months - Adults	333	2,379	14.0%	17.2%	16.5%	16.6%
% of FP17s for the same patient ID Re-attending between 3 & 9 months - Children	630	1,289	48.9%	55.4%	60.2%	57.5%
% of FP17s for the same patient ID Re-attending between 3 & 9 months - Adults	1,050	2,379	44.1%	48.6%	52.0%	50.4%
% of FP17s for Band 1 Urgent Courses	349	3,518	9.9%	10.8%	9.5%	9.1%
% of FP17s Relating to Free Repair or Replacements	29	3,518	0.8%	0.6%	0.7%	0.8%
% of FP17s Relating to Continuations	63	3,518	1.8%	1.0%	1.2%	1.3%
% of Patients satisfied with the dentistry they have received	2	3	N/A	92.1%	92.9%	92.7%
% of Patients satisfied with the time they had to wait for an appointment	2	3	N/A	87.9%	88.8%	88.8%

* This is based on patients treated on this contract for their most recent course of treatment. Figures in italics indicate the base number of FP17s or Patient Questionnaire responses are less than 100. N/A is shown where the base number of responses is less than 10 during the period. % is calculated as Quantity/Base number*100

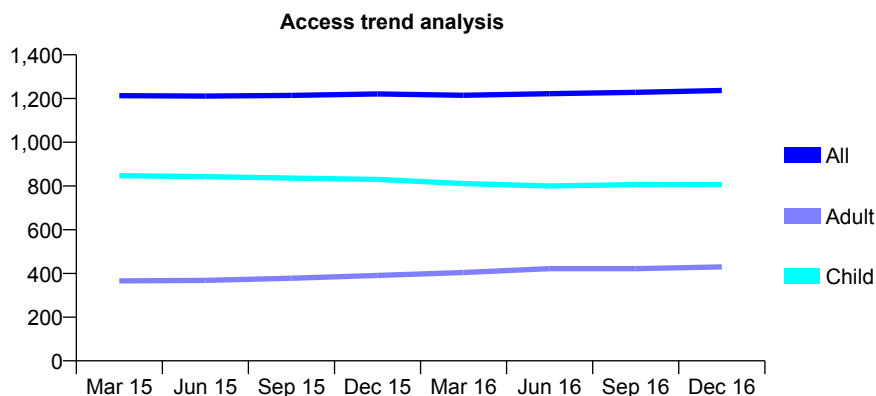
Q67 - Vital Signs At a Glance Contract Report for 639338/0001 - December 2016

Name or company name	MR MR ROBINSON
Contract type name	GDS Contract
Purpose of contract	General
Contract start date	01/04/2006
Contract end date	

16/17 Contracted general activity (UDA)	2,580
Carry forward general activity (UDA)	-52
16/17 Contracted orthodontic activity (UOA)	0
Carry forward orthodontic activity (UOA)	0
Baseline contract value	£63,082.01

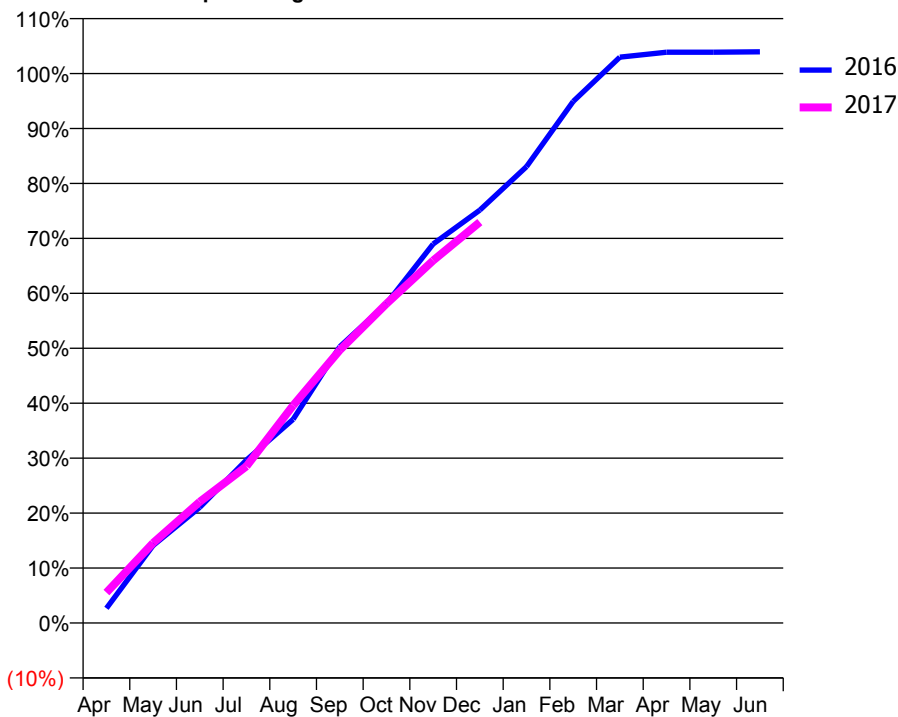
ACCESS*

Patients seen in 24 months	Total	Change since previous quarter
Quarter ending December 2015	1,221	
Quarter ending March 2016	1,215	→
Quarter ending June 2016	1,222	→
Quarter ending September 2016	1,228	→
Quarter ending December 2016	1,237	→
Variance since December 2015	1.3%	→



ACTIVITY

Cumulative percentage of contracted UDA delivered 2016 & 2017



Adjusted Scheduled Activity (UDA)

Month	2016	2017
April	69	143
May	364	376
June	543	569
July	765	736
August	956	1,021
September	1,297	1,281
October	1,500	1,499
November	1,780	1,702
December	1,939	1,882
January	2,143	
February	2,449	
March	2,657	
April	2,680	
May	2,680	
June	2,682	

QUALITY

	Quantity	Base Number	Contract	AT	Region	England
% of FP17s for the same patient ID Re-attending within 3 months - Children	43	973	4.4%	12.1%	11.9%	12.4%
% of FP17s for the same patient ID Re-attending within 3 months - Adults	12	294	4.1%	17.2%	16.5%	16.6%
% of FP17s for the same patient ID Re-attending between 3 & 9 months - Children	708	973	72.8%	55.4%	60.2%	57.5%
% of FP17s for the same patient ID Re-attending between 3 & 9 months - Adults	155	294	52.7%	48.6%	52.0%	50.4%
% of FP17s for Band 1 Urgent Courses	1	1,245	0.1%	10.8%	9.5%	9.1%
% of FP17s Relating to Free Repair or Replacements	0	1,245	0.0%	0.6%	0.7%	0.8%
% of FP17s Relating to Continuations	0	1,245	0.0%	1.0%	1.2%	1.3%
% of Patients satisfied with the dentistry they have received	1	1	N/A	92.1%	92.9%	92.7%
% of Patients satisfied with the time they had to wait for an appointment	1	1	N/A	87.9%	88.8%	88.8%

* This is based on patients treated on this contract for their most recent course of treatment. Figures in italics indicate the base number of FP17s or Patient Questionnaire responses are less than 100. N/A is shown where the base number of responses is less than 10 during the period. % is calculated as Quantity/Base number*100

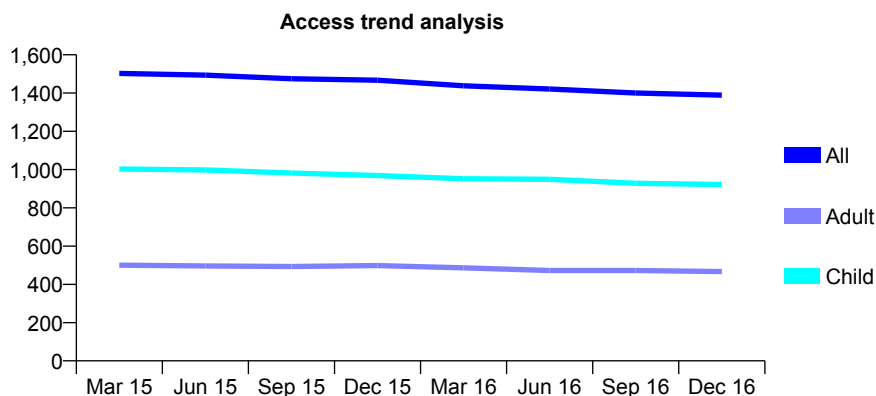
Q67 - Vital Signs At a Glance Contract Report for 651117/0001 - December 2016

Name or company name	MR GS DORMAN
Contract type name	GDS Contract
Purpose of contract	General
Contract start date	01/04/2006
Contract end date	

16/17 Contracted general activity (UDA)	3,807
Carry forward general activity (UDA)	0
16/17 Contracted orthodontic activity (UOA)	0
Carry forward orthodontic activity (UOA)	0
Baseline contract value	£93,082.65

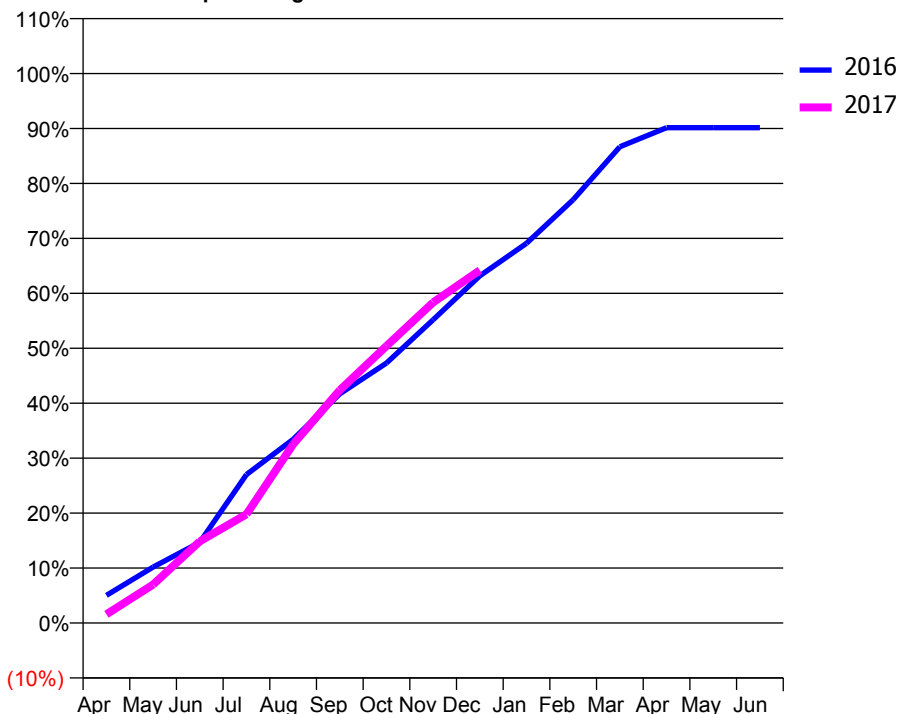
ACCESS*

Patients seen in 24 months	Total	Change since previous quarter
Quarter ending December 2015	1,467	
Quarter ending March 2016	1,438	↓
Quarter ending June 2016	1,421	↓
Quarter ending September 2016	1,400	↓
Quarter ending December 2016	1,389	→
Variance since December 2015	(5.3%)	↓



ACTIVITY

Cumulative percentage of contracted UDA delivered 2016 & 2017



Month	Adjusted Scheduled Activity (UDA)	
	2016	2017
April	191	61
May	388	267
June	560	566
July	1,029	754
August	1,273	1,238
September	1,588	1,614
October	1,801	1,919
November	2,101	2,221
December	2,406	2,444
January	2,630	
February	2,933	
March	3,299	
April	3,431	
May	3,431	
June	3,431	

QUALITY

	Quantity	Base Number	Contract	AT	Region	England
% of FP17s for the same patient ID Re-attending within 3 months - Children	104	1,203	8.6%	12.1%	11.9%	12.4%
% of FP17s for the same patient ID Re-attending within 3 months - Adults	95	393	24.2%	17.2%	16.5%	16.6%
% of FP17s for the same patient ID Re-attending between 3 & 9 months - Children	861	1,203	71.6%	55.4%	60.2%	57.5%
% of FP17s for the same patient ID Re-attending between 3 & 9 months - Adults	195	393	49.6%	48.6%	52.0%	50.4%
% of FP17s for Band 1 Urgent Courses	56	1,513	3.7%	10.8%	9.5%	9.1%
% of FP17s Relating to Free Repair or Replacements	0	1,513	0.0%	0.6%	0.7%	0.8%
% of FP17s Relating to Continuations	0	1,513	0.0%	1.0%	1.2%	1.3%
% of Patients satisfied with the dentistry they have received	0	0	N/A	92.1%	92.9%	92.7%
% of Patients satisfied with the time they had to wait for an appointment	0	0	N/A	87.9%	88.8%	88.8%

* This is based on patients treated on this contract for their most recent course of treatment. Figures in italics indicate the base number of FP17s or Patient Questionnaire responses are less than 100. N/A is shown where the base number of responses is less than 10 during the period. % is calculated as Quantity/Base number*100

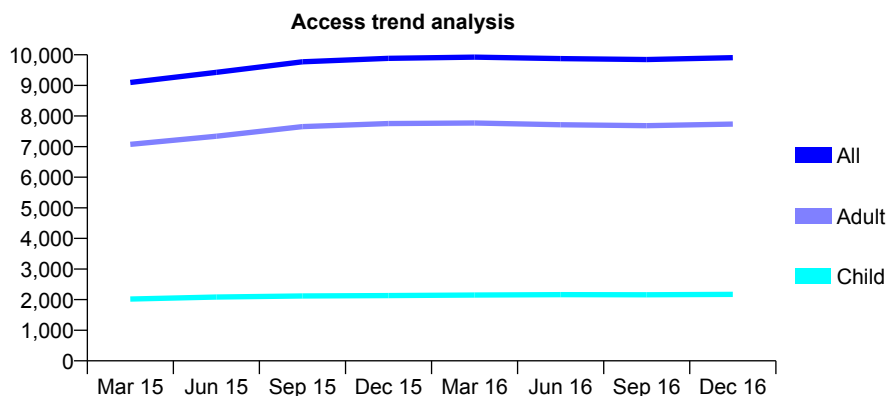
Q67 - Vital Signs At a Glance Contract Report for 653136/0001 - December 2016

Name or company name	MS EJ HARTLE
Contract type name	GDS Contract
Purpose of contract	General
Contract start date	01/04/2006
Contract end date	

16/17 Contracted general activity (UDA)	25,466
Carry forward general activity (UDA)	0
16/17 Contracted orthodontic activity (UOA)	0
Carry forward orthodontic activity (UOA)	0
Baseline contract value	£622,785.96

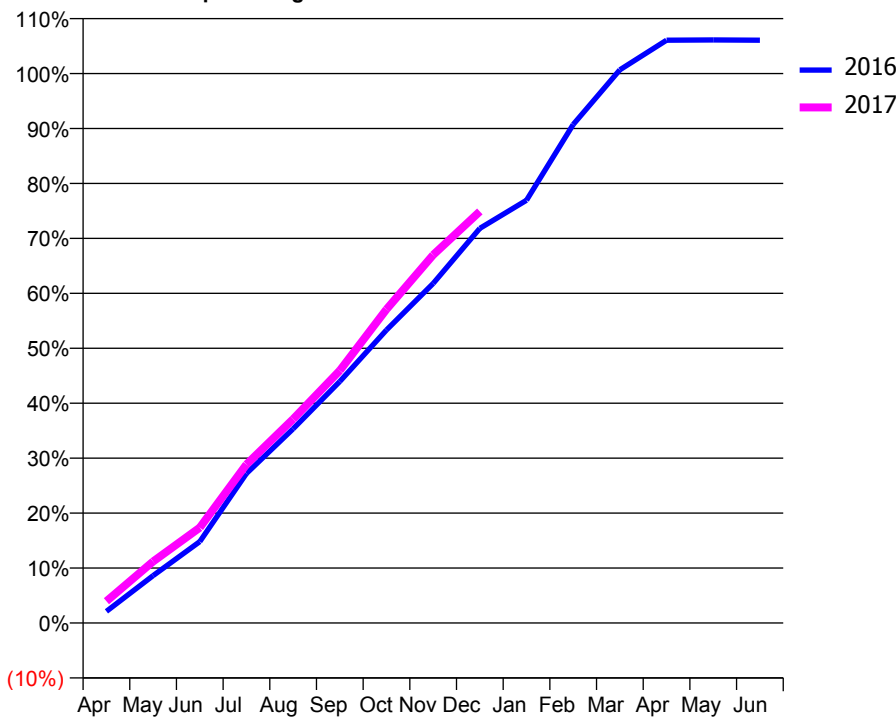
ACCESS*

Patients seen in 24 months	Total	Change since previous quarter
Quarter ending December 2015	9,886	
Quarter ending March 2016	9,923	→
Quarter ending June 2016	9,876	→
Quarter ending September 2016	9,845	→
Quarter ending December 2016	9,908	→
Variance since December 2015	0.2%	→



ACTIVITY

Cumulative percentage of contracted UDA delivered 2016 & 2017



Month	Adjusted Scheduled Activity (UDA)	
	2016	2017
April	541	1,008
May	2,197	2,854
June	3,773	4,422
July	6,934	7,349
August	8,999	9,451
September	11,195	11,703
October	13,582	14,540
November	15,736	17,061
December	18,292	19,077
January	19,592	
February	23,104	
March	25,638	
April	27,010	
May	27,023	
June	27,008	

QUALITY

	Quantity	Base Number	Contract	AT	Region	England
% of FP17s for the same patient ID Re-attending within 3 months - Children	165	2,128	7.8%	12.1%	11.9%	12.4%
% of FP17s for the same patient ID Re-attending within 3 months - Adults	1,610	8,256	19.5%	17.2%	16.5%	16.6%
% of FP17s for the same patient ID Re-attending between 3 & 9 months - Children	928	2,128	43.6%	55.4%	60.2%	57.5%
% of FP17s for the same patient ID Re-attending between 3 & 9 months - Adults	3,727	8,256	45.1%	48.6%	52.0%	50.4%
% of FP17s for Band 1 Urgent Courses	1,478	9,755	15.2%	10.8%	9.5%	9.1%
% of FP17s Relating to Free Repair or Replacements	151	9,755	1.5%	0.6%	0.7%	0.8%
% of FP17s Relating to Continuations	88	9,755	0.9%	1.0%	1.2%	1.3%
% of Patients satisfied with the dentistry they have received	8	9	N/A	92.1%	92.9%	92.7%
% of Patients satisfied with the time they had to wait for an appointment	7	9	N/A	87.9%	88.8%	88.8%

* This is based on patients treated on this contract for their most recent course of treatment. Figures in italics indicate the base number of FP17s or Patient Questionnaire responses are less than 100. N/A is shown where the base number of responses is less than 10 during the period. % is calculated as Quantity/Base number*100

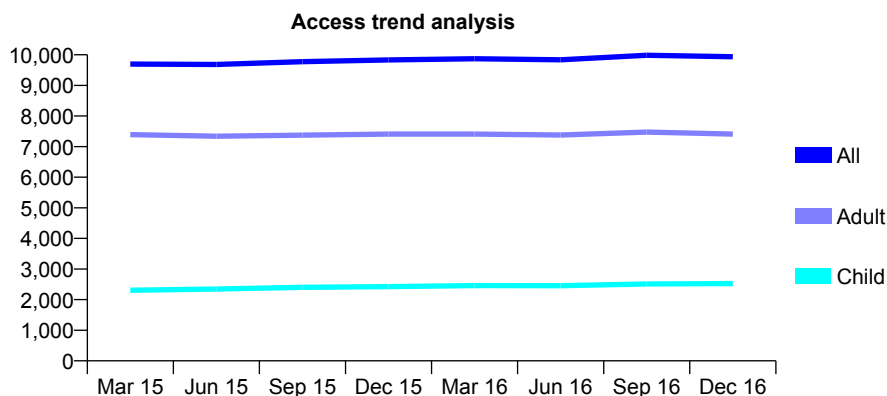
Q67 - Vital Signs At a Glance Contract Report for 653136/0002 - December 2016

Name or company name	MS EJ HARTLE
Contract type name	GDS Contract
Purpose of contract	General
Contract start date	02/11/2009
Contract end date	

16/17 Contracted general activity (UDA)	24,000
Carry forward general activity (UDA)	441
16/17 Contracted orthodontic activity (UOA)	0
Carry forward orthodontic activity (UOA)	0
Baseline contract value	£610,453.83

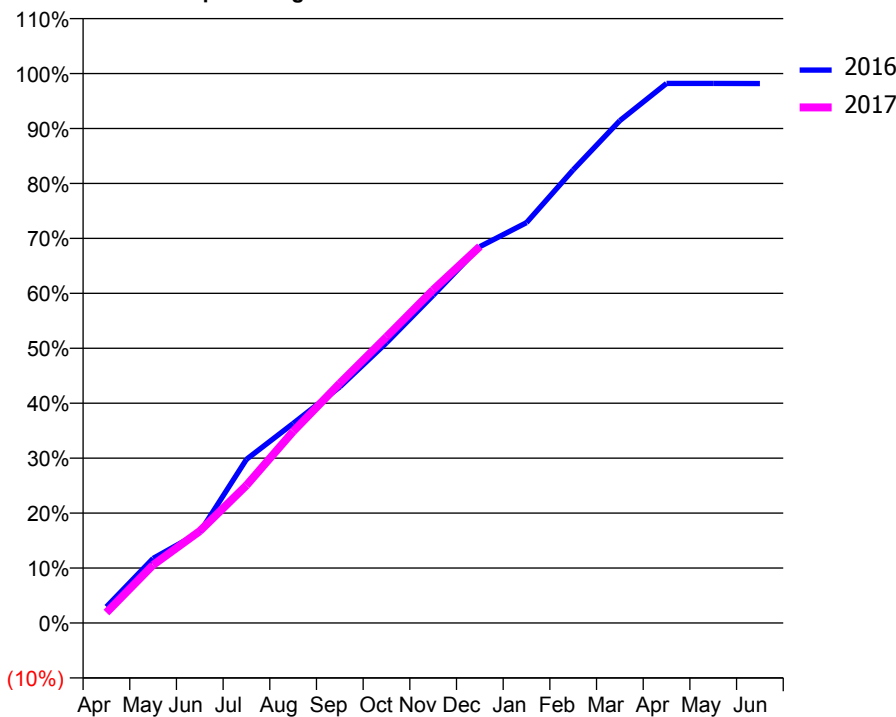
ACCESS*

Patients seen in 24 months	Total	Change since previous quarter
Quarter ending December 2015	9,834	
Quarter ending March 2016	9,870	→
Quarter ending June 2016	9,837	→
Quarter ending September 2016	9,985	→
Quarter ending December 2016	9,935	→
Variance since December 2015	1.0%	→



ACTIVITY

Cumulative percentage of contracted UDA delivered 2016 & 2017



Month	Adjusted Scheduled Activity (UDA)	
	2016	2017
April	707	456
May	2,821	2,537
June	3,961	4,013
July	7,148	6,015
August	8,715	8,368
September	10,310	10,468
October	12,242	12,495
November	14,313	14,551
December	16,436	16,443
January	17,486	
February	19,792	
March	21,941	
April	23,567	
May	23,570	
June	23,559	

QUALITY

	Quantity	Base Number	Contract	AT	Region	England
% of FP17s for the same patient ID Re-attending within 3 months - Children	147	2,319	6.3%	12.1%	11.9%	12.4%
% of FP17s for the same patient ID Re-attending within 3 months - Adults	1,030	6,553	15.7%	17.2%	16.5%	16.6%
% of FP17s for the same patient ID Re-attending between 3 & 9 months - Children	958	2,319	41.3%	55.4%	60.2%	57.5%
% of FP17s for the same patient ID Re-attending between 3 & 9 months - Adults	2,076	6,553	31.7%	48.6%	52.0%	50.4%
% of FP17s for Band 1 Urgent Courses	1,074	8,302	12.9%	10.8%	9.5%	9.1%
% of FP17s Relating to Free Repair or Replacements	75	8,302	0.9%	0.6%	0.7%	0.8%
% of FP17s Relating to Continuations	70	8,302	0.8%	1.0%	1.2%	1.3%
% of Patients satisfied with the dentistry they have received	17	21	81.0%	92.1%	92.9%	92.7%
% of Patients satisfied with the time they had to wait for an appointment	17	21	81.0%	87.9%	88.8%	88.8%

* This is based on patients treated on this contract for their most recent course of treatment. Figures in italics indicate the base number of FP17s or Patient Questionnaire responses are less than 100. N/A is shown where the base number of responses is less than 10 during the period. % is calculated as Quantity/Base number*100

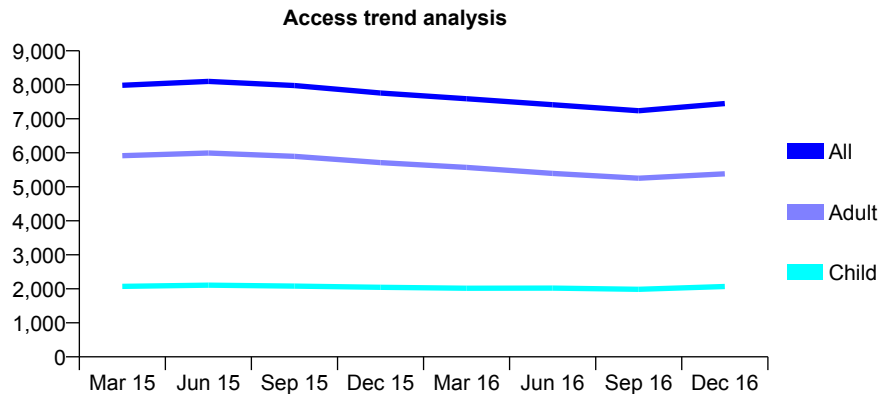
Q67 - Vital Signs At a Glance Contract Report for 653136/0003 - December 2016

Name or company name	MS EJ HARTLE
Contract type name	GDS Contract
Purpose of contract	General
Contract start date	01/01/2010
Contract end date	

16/17 Contracted general activity (UDA)	18,000
Carry forward general activity (UDA)	0
16/17 Contracted orthodontic activity (UOA)	0
Carry forward orthodontic activity (UOA)	0
Baseline contract value	£439,184.82

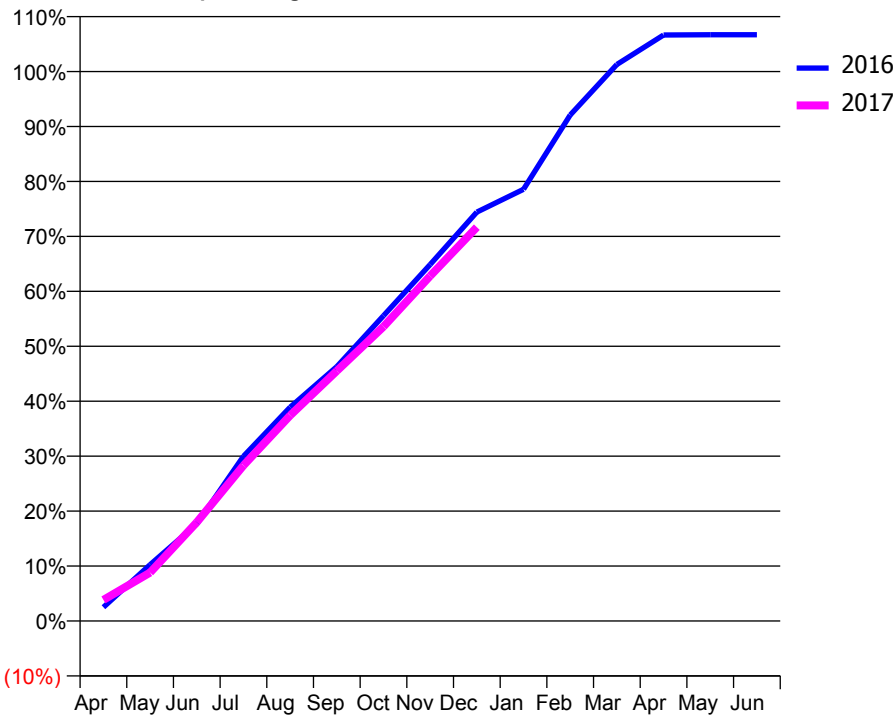
ACCESS*

Patients seen in 24 months	Total	Change since previous quarter
Quarter ending December 2015	7,757	
Quarter ending March 2016	7,589	↓
Quarter ending June 2016	7,415	↓
Quarter ending September 2016	7,238	↓
Quarter ending December 2016	7,448	↑
Variance since December 2015	(4.0%)	↓



ACTIVITY

Cumulative percentage of contracted UDA delivered 2016 & 2017



Month	Adjusted Scheduled Activity (UDA)	
	2016	2017
April	452	693
May	1,843	1,587
June	3,183	3,234
July	5,395	5,096
August	7,006	6,734
September	8,332	8,194
October	10,001	9,641
November	11,679	11,302
December	13,396	12,900
January	14,143	
February	16,574	
March	18,229	
April	19,197	
May	19,203	
June	19,204	

QUALITY

	Quantity	Base Number	Contract	AT	Region	England
% of FP17s for the same patient ID Re-attending within 3 months - Children	148	2,192	6.8%	12.1%	11.9%	12.4%
% of FP17s for the same patient ID Re-attending within 3 months - Adults	770	5,245	14.7%	17.2%	16.5%	16.6%
% of FP17s for the same patient ID Re-attending between 3 & 9 months - Children	1,126	2,192	51.4%	55.4%	60.2%	57.5%
% of FP17s for the same patient ID Re-attending between 3 & 9 months - Adults	2,282	5,245	43.5%	48.6%	52.0%	50.4%
% of FP17s for Band 1 Urgent Courses	777	7,007	11.1%	10.8%	9.5%	9.1%
% of FP17s Relating to Free Repair or Replacements	40	7,007	0.6%	0.6%	0.7%	0.8%
% of FP17s Relating to Continuations	30	7,007	0.4%	1.0%	1.2%	1.3%
% of Patients satisfied with the dentistry they have received	11	11	100.0%	92.1%	92.9%	92.7%
% of Patients satisfied with the time they had to wait for an appointment	11	11	100.0%	87.9%	88.8%	88.8%

* This is based on patients treated on this contract for their most recent course of treatment. Figures in italics indicate the base number of FP17s or Patient Questionnaire responses are less than 100. N/A is shown where the base number of responses is less than 10 during the period. % is calculated as Quantity/Base number*100

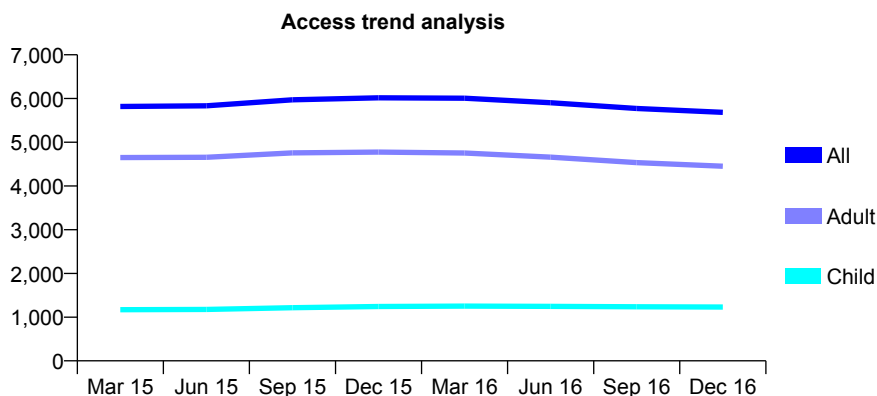
Q67 - Vital Signs At a Glance Contract Report for 653136/0005 - December 2016

Name or company name	MS EJ HARTLE
Contract type name	GDS Contract
Purpose of contract	General
Contract start date	15/11/2010
Contract end date	

16/17 Contracted general activity (UDA)	16,000
Carry forward general activity (UDA)	307
16/17 Contracted orthodontic activity (UOA)	0
Carry forward orthodontic activity (UOA)	0
Baseline contract value	£404,103.23

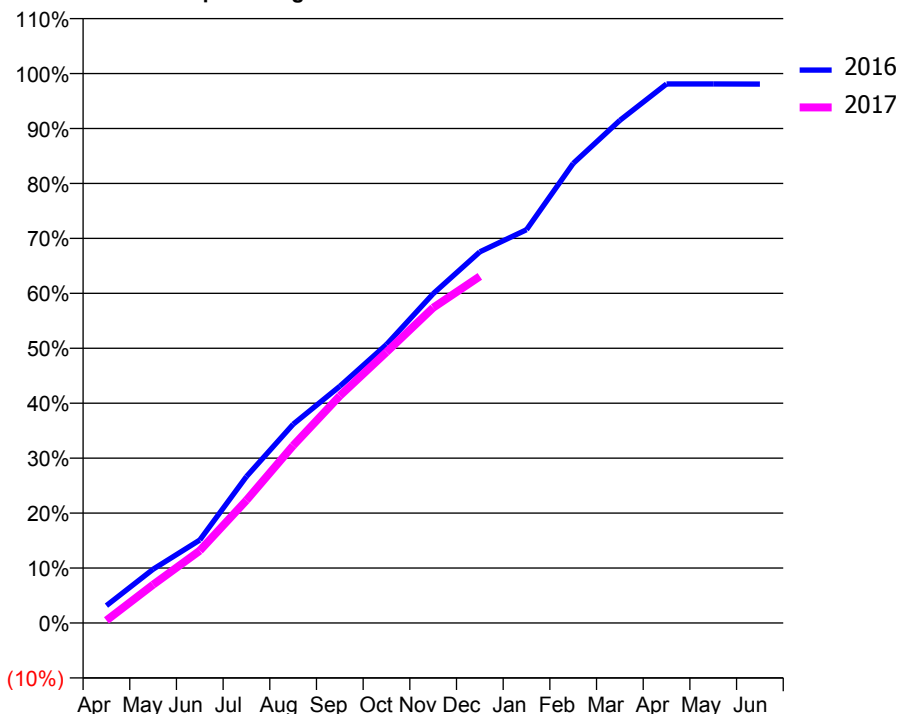
ACCESS*

Patients seen in 24 months	Total	Change since previous quarter
Quarter ending December 2015	6,017	
Quarter ending March 2016	6,006	→
Quarter ending June 2016	5,905	↓
Quarter ending September 2016	5,771	↓
Quarter ending December 2016	5,683	↓
Variance since December 2015	(5.6%)	↓



ACTIVITY

Cumulative percentage of contracted UDA delivered 2016 & 2017



Month	Adjusted Scheduled Activity (UDA)	
	2016	2017
April	507	75
May	1,566	1,117
June	2,417	2,108
July	4,266	3,576
August	5,789	5,165
September	6,892	6,612
October	8,108	7,889
November	9,588	9,182
December	10,806	10,092
January	11,454	
February	13,381	
March	14,637	
April	15,694	
May	15,697	
June	15,693	

QUALITY

	Quantity	Base Number	Contract	AT	Region	England
% of FP17s for the same patient ID Re-attending within 3 months - Children	46	1,105	4.2%	12.1%	11.9%	12.4%
% of FP17s for the same patient ID Re-attending within 3 months - Adults	547	4,058	13.5%	17.2%	16.5%	16.6%
% of FP17s for the same patient ID Re-attending between 3 & 9 months - Children	430	1,105	38.9%	55.4%	60.2%	57.5%
% of FP17s for the same patient ID Re-attending between 3 & 9 months - Adults	1,398	4,058	34.5%	48.6%	52.0%	50.4%
% of FP17s for Band 1 Urgent Courses	716	4,863	14.7%	10.8%	9.5%	9.1%
% of FP17s Relating to Free Repair or Replacements	34	4,863	0.7%	0.6%	0.7%	0.8%
% of FP17s Relating to Continuations	15	4,863	0.3%	1.0%	1.2%	1.3%
% of Patients satisfied with the dentistry they have received	7	8	N/A	92.1%	92.9%	92.7%
% of Patients satisfied with the time they had to wait for an appointment	7	8	N/A	87.9%	88.8%	88.8%

* This is based on patients treated on this contract for their most recent course of treatment. Figures in italics indicate the base number of FP17s or Patient Questionnaire responses are less than 100. N/A is shown where the base number of responses is less than 10 during the period. % is calculated as Quantity/Base number*100

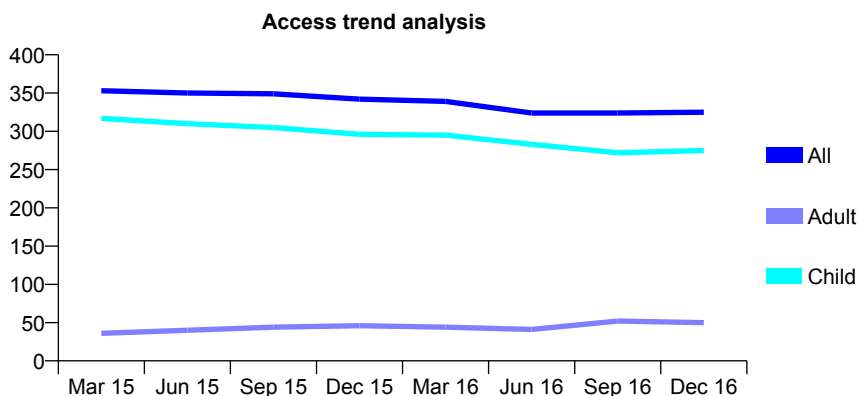
Q67 - Vital Signs At a Glance Contract Report for 661635/0001 - December 2016

Name or company name	MR S SHARMA
Contract type name	GDS Contract
Purpose of contract	General
Contract start date	01/04/2006
Contract end date	

16/17 Contracted general activity (UDA)	701
Carry forward general activity (UDA)	5
16/17 Contracted orthodontic activity (UOA)	0
Carry forward orthodontic activity (UOA)	0
Baseline contract value	£17,139.73

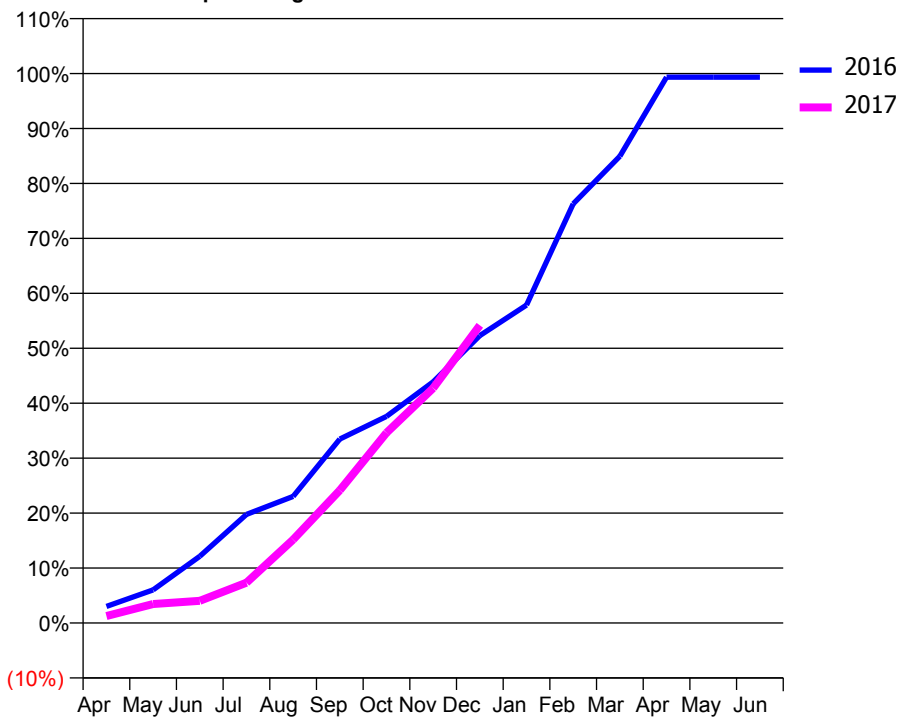
ACCESS*

Patients seen in 24 months	Total	Change since previous quarter
Quarter ending December 2015	342	
Quarter ending March 2016	339	→
Quarter ending June 2016	324	↓
Quarter ending September 2016	324	→
Quarter ending December 2016	325	→
Variance since December 2015	(5.0%)	↓



ACTIVITY

Cumulative percentage of contracted UDA delivered 2016 & 2017



Month	Adjusted Scheduled Activity (UDA)	
	2016	2017
April	21	9
May	42	24
June	85	28
July	139	51
August	162	106
September	235	169
October	264	243
November	308	300
December	367	380
January	406	
February	535	
March	595	
April	696	
May	696	
June	696	

QUALITY

	Quantity	Base Number	Contract	AT	Region	England
% of FP17s for the same patient ID Re-attending within 3 months - Children	22	295	7.5%	12.1%	11.9%	12.4%
% of FP17s for the same patient ID Re-attending within 3 months - Adults	1	18	5.6%	17.2%	16.5%	16.6%
% of FP17s for the same patient ID Re-attending between 3 & 9 months - Children	146	295	49.5%	55.4%	60.2%	57.5%
% of FP17s for the same patient ID Re-attending between 3 & 9 months - Adults	7	18	38.9%	48.6%	52.0%	50.4%
% of FP17s for Band 1 Urgent Courses	4	263	1.5%	10.8%	9.5%	9.1%
% of FP17s Relating to Free Repair or Replacements	0	263	0.0%	0.6%	0.7%	0.8%
% of FP17s Relating to Continuations	0	263	0.0%	1.0%	1.2%	1.3%
% of Patients satisfied with the dentistry they have received	0	0	N/A	92.1%	92.9%	92.7%
% of Patients satisfied with the time they had to wait for an appointment	0	0	N/A	87.9%	88.8%	88.8%

* This is based on patients treated on this contract for their most recent course of treatment. Figures in italics indicate the base number of FP17s or Patient Questionnaire responses are less than 100. N/A is shown where the base number of responses is less than 10 during the period. % is calculated as Quantity/Base number*100

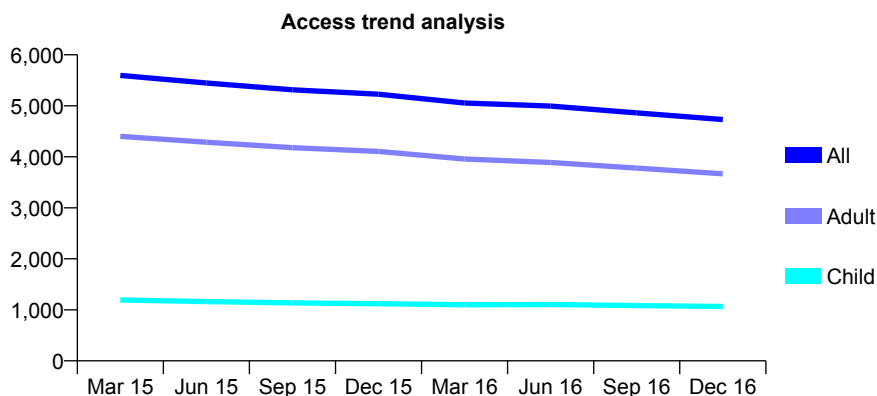
Q67 - Vital Signs At a Glance Contract Report for 664197/0001 - December 2016

Name or company name	MR D RYAN
Contract type name	GDS Contract
Purpose of contract	General
Contract start date	01/04/2006
Contract end date	

16/17 Contracted general activity (UDA)	14,200
Carry forward general activity (UDA)	353
16/17 Contracted orthodontic activity (UOA)	0
Carry forward orthodontic activity (UOA)	0
Baseline contract value	£350,993.18

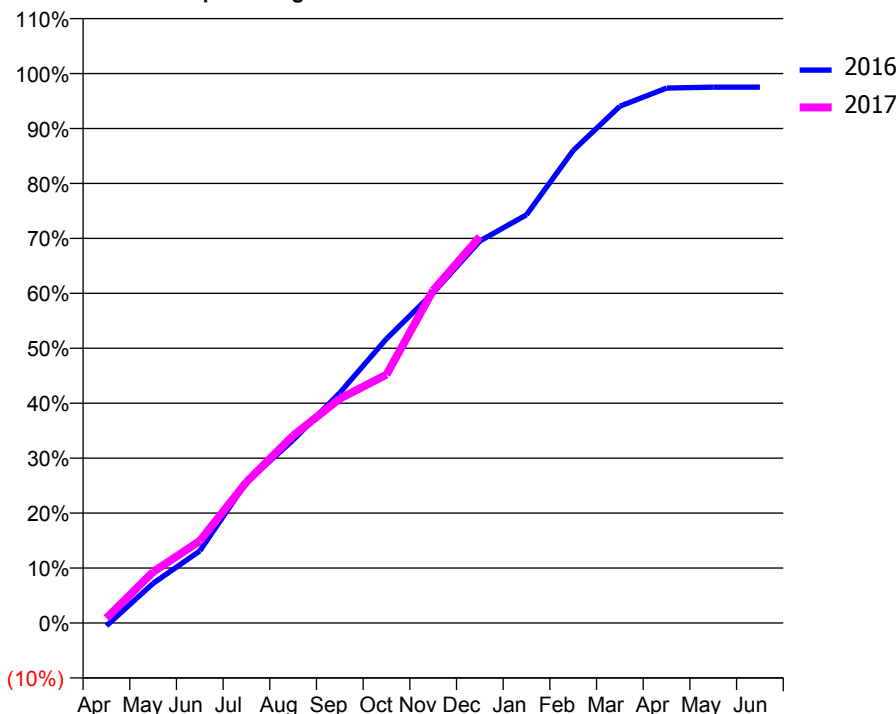
ACCESS*

Patients seen in 24 months	Total	Change since previous quarter
Quarter ending December 2015	5,228	
Quarter ending March 2016	5,056	↓
Quarter ending June 2016	4,994	↓
Quarter ending September 2016	4,862	↓
Quarter ending December 2016	4,731	↓
Variance since December 2015	(9.5%)	↓



ACTIVITY

Cumulative percentage of contracted UDA delivered 2016 & 2017



Month	Adjusted Scheduled Activity (UDA)	
	2016	2017
April	-74	126
May	1,026	1,322
June	1,863	2,120
July	3,639	3,644
August	4,728	4,843
September	5,948	5,797
October	7,344	6,419
November	8,535	8,598
December	9,872	9,983
January	10,549	
February	12,212	
March	13,356	
April	13,825	
May	13,847	
June	13,847	

QUALITY

	Quantity	Base Number	Contract	AT	Region	England
% of FP17s for the same patient ID Re-attending within 3 months - Children	75	1,079	7.0%	12.1%	11.9%	12.4%
% of FP17s for the same patient ID Re-attending within 3 months - Adults	561	3,657	15.3%	17.2%	16.5%	16.6%
% of FP17s for the same patient ID Re-attending between 3 & 9 months - Children	458	1,079	42.4%	55.4%	60.2%	57.5%
% of FP17s for the same patient ID Re-attending between 3 & 9 months - Adults	1,447	3,657	39.6%	48.6%	52.0%	50.4%
% of FP17s for Band 1 Urgent Courses	793	4,522	17.5%	10.8%	9.5%	9.1%
% of FP17s Relating to Free Repair or Replacements	22	4,522	0.5%	0.6%	0.7%	0.8%
% of FP17s Relating to Continuations	4	4,522	0.1%	1.0%	1.2%	1.3%
% of Patients satisfied with the dentistry they have received	9	9	N/A	92.1%	92.9%	92.7%
% of Patients satisfied with the time they had to wait for an appointment	9	9	N/A	87.9%	88.8%	88.8%

* This is based on patients treated on this contract for their most recent course of treatment. Figures in italics indicate the base number of FP17s or Patient Questionnaire responses are less than 100. N/A is shown where the base number of responses is less than 10 during the period. % is calculated as Quantity/Base number*100

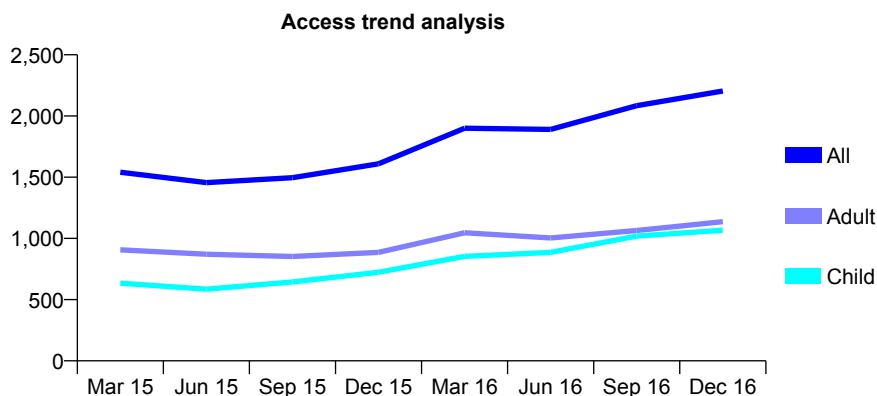
Q67 - Vital Signs At a Glance Contract Report for 664197/0005 - December 2016

Name or company name	MR D RYAN
Contract type name	PDS Contract
Purpose of contract	General
Contract start date	01/04/2007
Contract end date	31/03/2017

16/17 Contracted general activity (UDA)	7,262
Carry forward general activity (UDA)	0
16/17 Contracted orthodontic activity (UOA)	0
Carry forward orthodontic activity (UOA)	0
Baseline contract value	£365,240.06

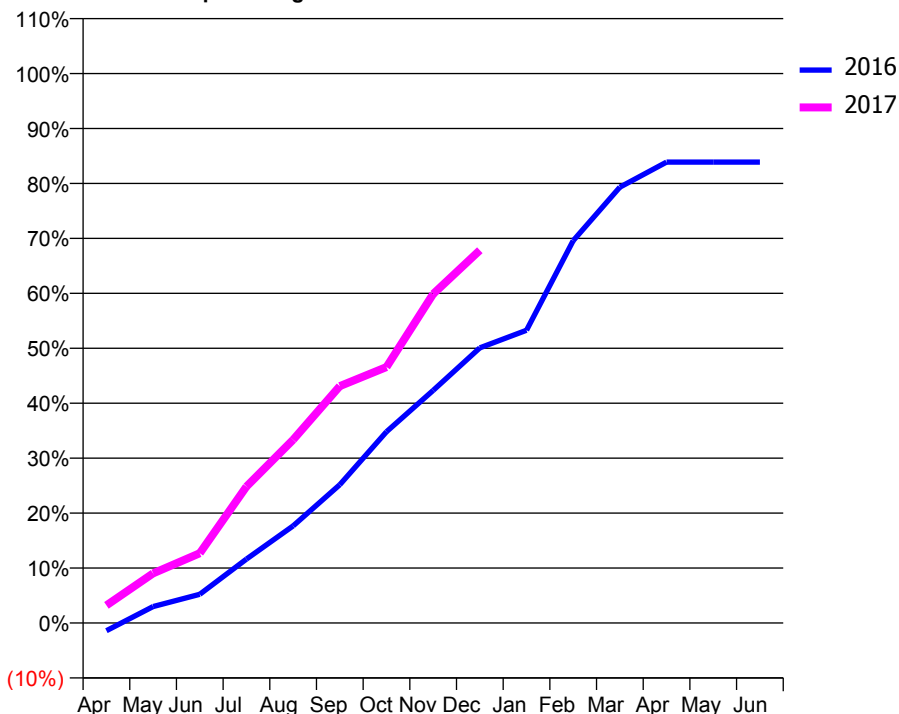
ACCESS*

Patients seen in 24 months	Total	Change since previous quarter
Quarter ending December 2015	1,610	
Quarter ending March 2016	1,900	↑
Quarter ending June 2016	1,890	→
Quarter ending September 2016	2,084	↑
Quarter ending December 2016	2,204	↑
Variance since December 2015	36.9%	↑



ACTIVITY

Cumulative percentage of contracted UDA delivered 2016 & 2017



Month	Adjusted Scheduled Activity (UDA)	
	2016	2017
April	-103	234
May	217	656
June	379	923
July	845	1,804
August	1,283	2,422
September	1,829	3,130
October	2,528	3,382
November	3,074	4,349
December	3,636	4,926
January	3,869	
February	5,053	
March	5,760	
April	6,091	
May	6,091	
June	6,091	

QUALITY

	Quantity	Base Number	Contract	AT	Region	England
% of FP17s for the same patient ID Re-attending within 3 months - Children	6	958	0.6%	12.1%	11.9%	12.4%
% of FP17s for the same patient ID Re-attending within 3 months - Adults	9	816	1.1%	17.2%	16.5%	16.6%
% of FP17s for the same patient ID Re-attending between 3 & 9 months - Children	3	958	0.3%	55.4%	60.2%	57.5%
% of FP17s for the same patient ID Re-attending between 3 & 9 months - Adults	8	816	1.0%	48.6%	52.0%	50.4%
% of FP17s for Band 1 Urgent Courses	4	1,659	0.2%	10.8%	9.5%	9.1%
% of FP17s Relating to Free Repair or Replacements	2	1,659	0.1%	0.6%	0.7%	0.8%
% of FP17s Relating to Continuations	1	1,659	0.1%	1.0%	1.2%	1.3%
% of Patients satisfied with the dentistry they have received	1	1	N/A	92.1%	92.9%	92.7%
% of Patients satisfied with the time they had to wait for an appointment	0	1	N/A	87.9%	88.8%	88.8%

* This is based on patients treated on this contract for their most recent course of treatment. Figures in italics indicate the base number of FP17s or Patient Questionnaire responses are less than 100. N/A is shown where the base number of responses is less than 10 during the period. % is calculated as Quantity/Base number*100

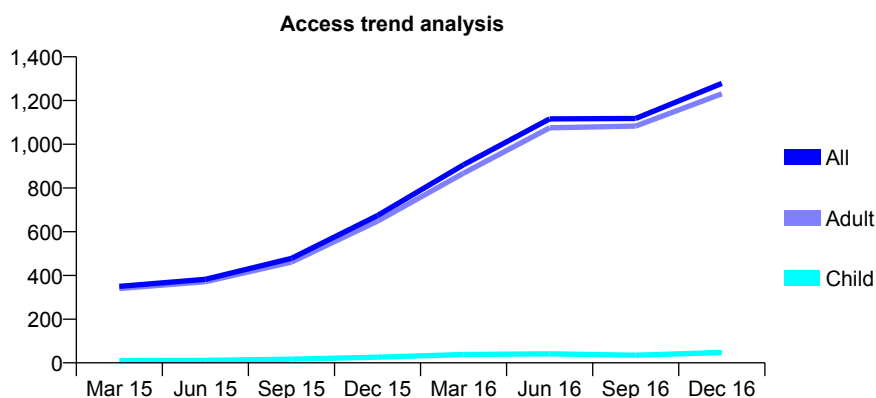
Q67 - Vital Signs At a Glance Contract Report for 664197/0008 - December 2016

Name or company name	MR D RYAN
Contract type name	PDS Contract
Purpose of contract	General
Contract start date	01/04/2011
Contract end date	31/03/2018

16/17 Contracted general activity (UDA)	3,680
Carry forward general activity (UDA)	-74
16/17 Contracted orthodontic activity (UOA)	0
Carry forward orthodontic activity (UOA)	0
Baseline contract value	£187,733.31

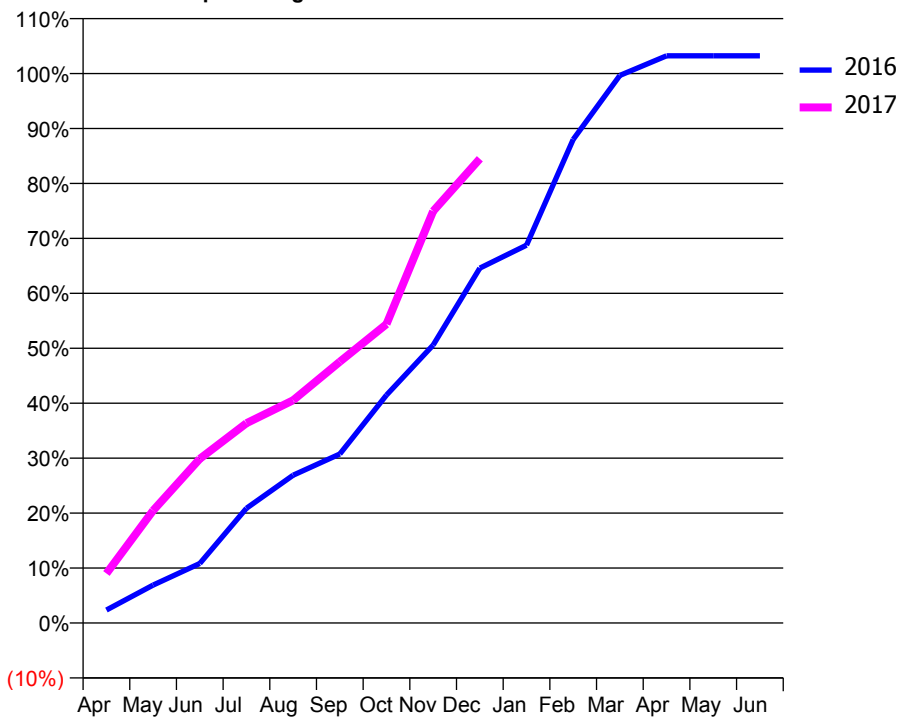
ACCESS*

Patients seen in 24 months	Total	Change since previous quarter
Quarter ending December 2015	674	
Quarter ending March 2016	906	↑
Quarter ending June 2016	1,116	↑
Quarter ending September 2016	1,118	→
Quarter ending December 2016	1,278	↑
Variance since December 2015	89.6%	↑



ACTIVITY

Cumulative percentage of contracted UDA delivered 2016 & 2017



Month	Adjusted Scheduled Activity (UDA)	
	2016	2017
April	87	332
May	254	753
June	398	1,100
July	769	1,338
August	990	1,492
September	1,132	1,750
October	1,527	2,002
November	1,862	2,758
December	2,377	3,109
January	2,531	
February	3,239	
March	3,667	
April	3,799	
May	3,799	
June	3,799	

QUALITY

	Quantity	Base Number	Contract	AT	Region	England
% of FP17s for the same patient ID Re-attending within 3 months - Children	0	46	0.0%	12.1%	11.9%	12.4%
% of FP17s for the same patient ID Re-attending within 3 months - Adults	2	1,025	0.2%	17.2%	16.5%	16.6%
% of FP17s for the same patient ID Re-attending between 3 & 9 months - Children	0	46	0.0%	55.4%	60.2%	57.5%
% of FP17s for the same patient ID Re-attending between 3 & 9 months - Adults	3	1,025	0.3%	48.6%	52.0%	50.4%
% of FP17s for Band 1 Urgent Courses	0	1,022	0.0%	10.8%	9.5%	9.1%
% of FP17s Relating to Free Repair or Replacements	0	1,022	0.0%	0.6%	0.7%	0.8%
% of FP17s Relating to Continuations	0	1,022	0.0%	1.0%	1.2%	1.3%
% of Patients satisfied with the dentistry they have received	0	0	N/A	92.1%	92.9%	92.7%
% of Patients satisfied with the time they had to wait for an appointment	0	0	N/A	87.9%	88.8%	88.8%

* This is based on patients treated on this contract for their most recent course of treatment. Figures in italics indicate the base number of FP17s or Patient Questionnaire responses are less than 100. N/A is shown where the base number of responses is less than 10 during the period. % is calculated as Quantity/Base number*100

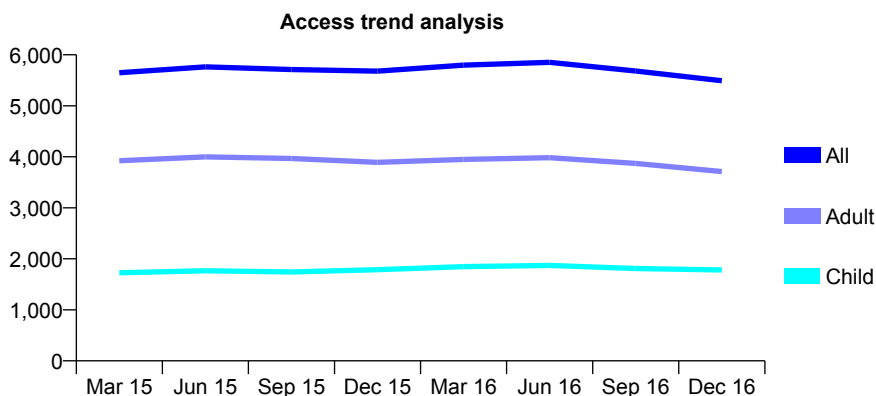
Q67 - Vital Signs At a Glance Contract Report for 678481/0001 - December 2016

Name or company name	MR R TRIVEDI
Contract type name	GDS Contract
Purpose of contract	General
Contract start date	01/04/2006
Contract end date	

16/17 Contracted general activity (UDA)	15,541
Carry forward general activity (UDA)	394
16/17 Contracted orthodontic activity (UOA)	0
Carry forward orthodontic activity (UOA)	0
Baseline contract value	£401,122.77

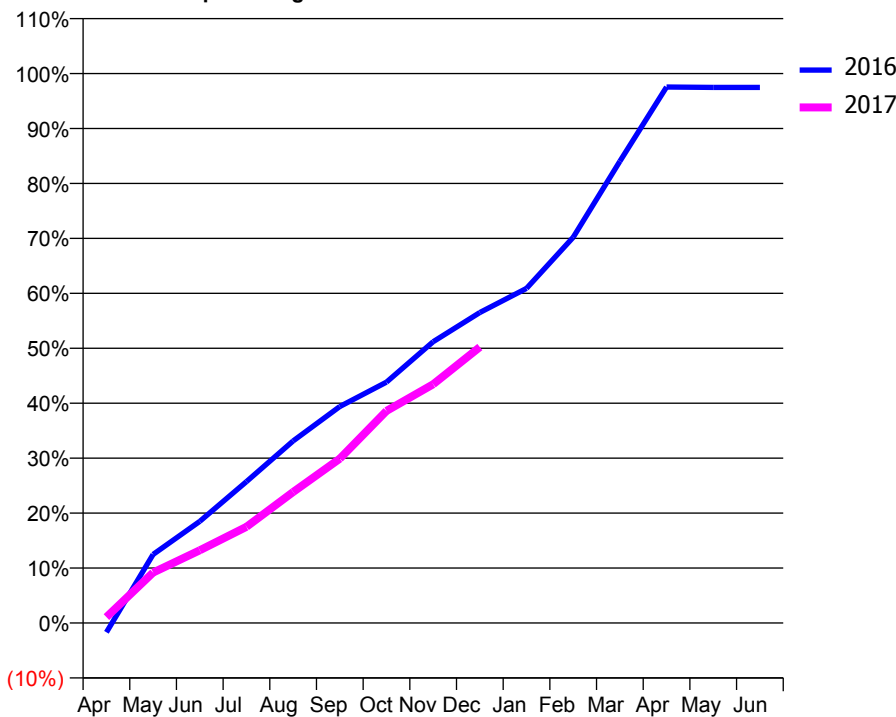
ACCESS*

Patients seen in 24 months	Total	Change since previous quarter
Quarter ending December 2015	5,680	
Quarter ending March 2016	5,798	↑
Quarter ending June 2016	5,852	→
Quarter ending September 2016	5,682	↓
Quarter ending December 2016	5,492	↓
Variance since December 2015	(3.3%)	↓



ACTIVITY

Cumulative percentage of contracted UDA delivered 2016 & 2017



Month	Adjusted Scheduled Activity (UDA)	
	2016	2017
April	-267	166
May	1,941	1,427
June	2,875	2,059
July	4,000	2,720
August	5,150	3,705
September	6,125	4,650
October	6,811	5,998
November	7,954	6,751
December	8,783	7,803
January	9,464	
February	10,907	
March	13,060	
April	15,158	
May	15,147	
June	15,147	

QUALITY

	Quantity	Base Number	Contract	AT	Region	England
% of FP17s for the same patient ID Re-attending within 3 months - Children	159	1,595	10.0%	12.1%	11.9%	12.4%
% of FP17s for the same patient ID Re-attending within 3 months - Adults	638	3,214	19.9%	17.2%	16.5%	16.6%
% of FP17s for the same patient ID Re-attending between 3 & 9 months - Children	624	1,595	39.1%	55.4%	60.2%	57.5%
% of FP17s for the same patient ID Re-attending between 3 & 9 months - Adults	1,079	3,214	33.6%	48.6%	52.0%	50.4%
% of FP17s for Band 1 Urgent Courses	675	3,629	18.6%	10.8%	9.5%	9.1%
% of FP17s Relating to Free Repair or Replacements	3	3,629	0.1%	0.6%	0.7%	0.8%
% of FP17s Relating to Continuations	77	3,629	2.1%	1.0%	1.2%	1.3%
% of Patients satisfied with the dentistry they have received	23	23	100.0%	92.1%	92.9%	92.7%
% of Patients satisfied with the time they had to wait for an appointment	19	23	82.6%	87.9%	88.8%	88.8%

* This is based on patients treated on this contract for their most recent course of treatment. Figures in italics indicate the base number of FP17s or Patient Questionnaire responses are less than 100. N/A is shown where the base number of responses is less than 10 during the period. % is calculated as Quantity/Base number*100

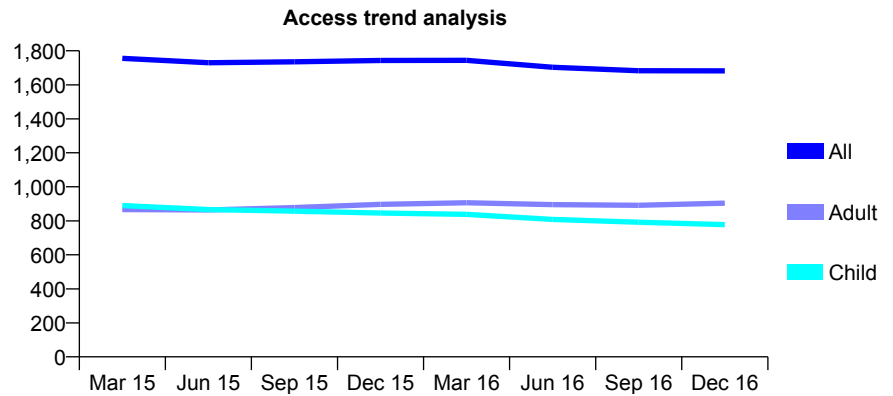
Q67 - Vital Signs At a Glance Contract Report for 687421/0001 - December 2016

Name or company name	MR VM MOODALEY
Contract type name	GDS Contract
Purpose of contract	General
Contract start date	09/05/2011
Contract end date	

16/17 Contracted general activity (UDA)	5,770
Carry forward general activity (UDA)	0
16/17 Contracted orthodontic activity (UOA)	0
Carry forward orthodontic activity (UOA)	0
Baseline contract value	£128,235.12

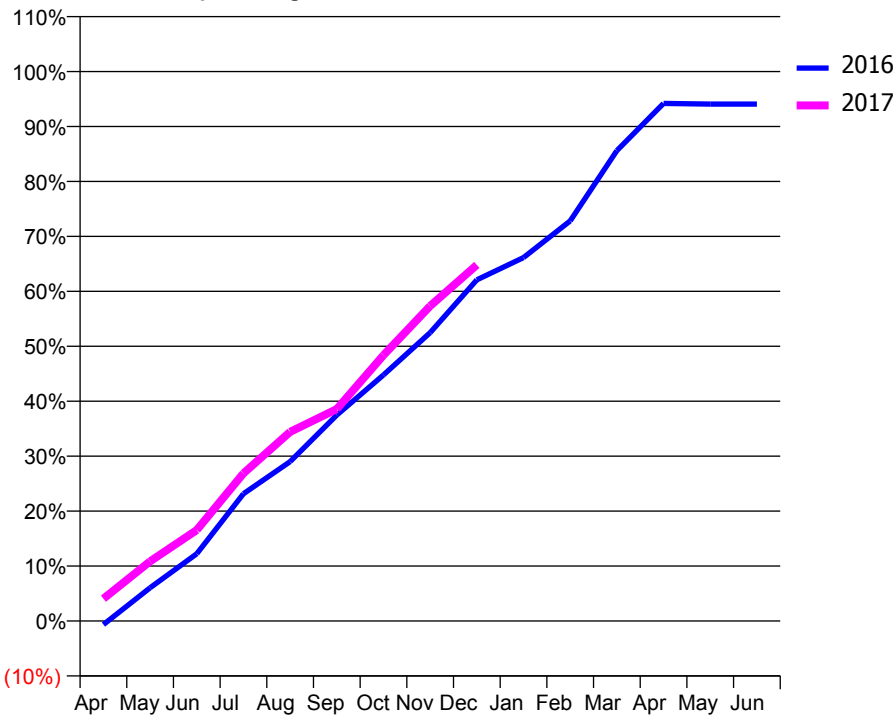
ACCESS*

Patients seen in 24 months	Total	Change since previous quarter
Quarter ending December 2015	1,743	
Quarter ending March 2016	1,744	→
Quarter ending June 2016	1,703	↓
Quarter ending September 2016	1,683	↓
Quarter ending December 2016	1,682	→
Variance since December 2015	(3.5%)	↓



ACTIVITY

Cumulative percentage of contracted UDA delivered 2016 & 2017



Month	Adjusted Scheduled Activity (UDA)	
	2016	2017
April	-39	235
May	349	626
June	707	955
July	1,336	1,551
August	1,675	1,987
September	2,163	2,226
October	2,584	2,791
November	3,029	3,308
December	3,582	3,739
January	3,816	
February	4,201	
March	4,939	
April	5,435	
May	5,428	
June	5,428	

QUALITY

	Quantity	Base Number	Contract	AT	Region	England
% of FP17s for the same patient ID Re-attending within 3 months - Children	50	894	5.6%	12.1%	11.9%	12.4%
% of FP17s for the same patient ID Re-attending within 3 months - Adults	150	1,014	14.8%	17.2%	16.5%	16.6%
% of FP17s for the same patient ID Re-attending between 3 & 9 months - Children	603	894	67.4%	55.4%	60.2%	57.5%
% of FP17s for the same patient ID Re-attending between 3 & 9 months - Adults	622	1,014	61.3%	48.6%	52.0%	50.4%
% of FP17s for Band 1 Urgent Courses	77	1,737	4.4%	10.8%	9.5%	9.1%
% of FP17s Relating to Free Repair or Replacements	0	1,737	0.0%	0.6%	0.7%	0.8%
% of FP17s Relating to Continuations	0	1,737	0.0%	1.0%	1.2%	1.3%
% of Patients satisfied with the dentistry they have received	3	3	N/A	92.1%	92.9%	92.7%
% of Patients satisfied with the time they had to wait for an appointment	3	3	N/A	87.9%	88.8%	88.8%

* This is based on patients treated on this contract for their most recent course of treatment. Figures in italics indicate the base number of FP17s or Patient Questionnaire responses are less than 100. N/A is shown where the base number of responses is less than 10 during the period. % is calculated as Quantity/Base number*100

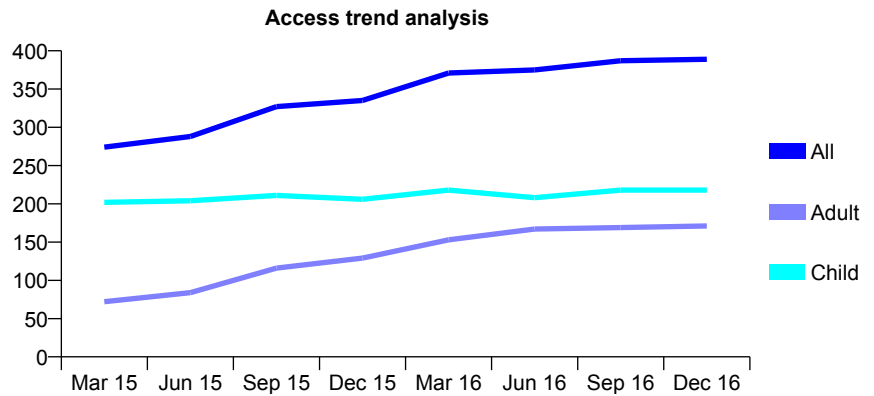
Q67 - Vital Signs At a Glance Contract Report for 719439/0001 - December 2016

Name or company name	MR JR PATEL
Contract type name	GDS Contract
Purpose of contract	General
Contract start date	01/04/2014
Contract end date	

16/17 Contracted general activity (UDA)	1,000
Carry forward general activity (UDA)	-20
16/17 Contracted orthodontic activity (UOA)	0
Carry forward orthodontic activity (UOA)	0
Baseline contract value	£24,450.38

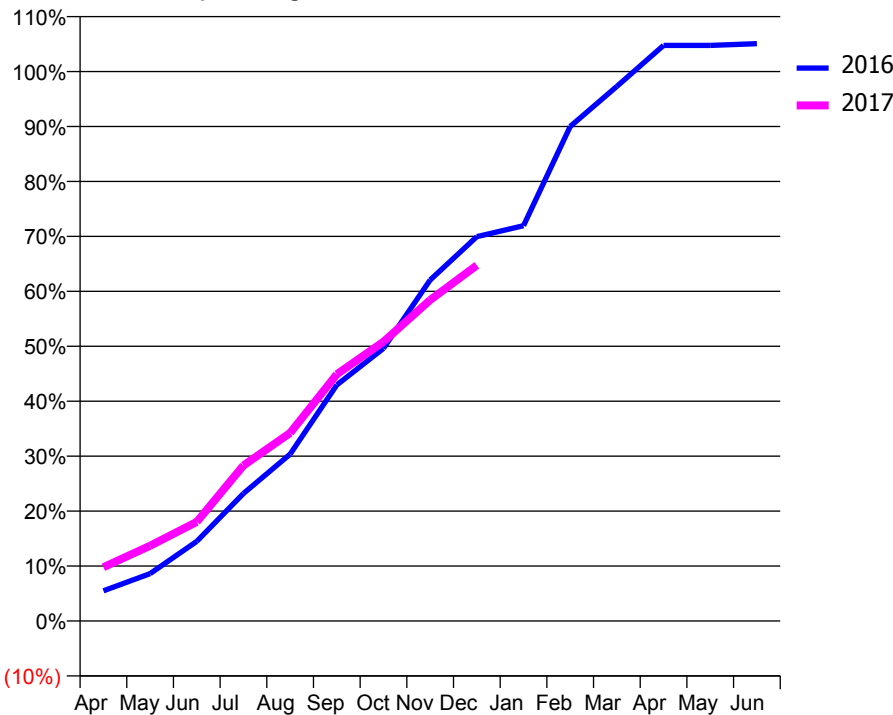
ACCESS*

Patients seen in 24 months	Total	Change since previous quarter
Quarter ending December 2015	335	
Quarter ending March 2016	371	↑
Quarter ending June 2016	375	→
Quarter ending September 2016	387	↑
Quarter ending December 2016	389	→
Variance since December 2015	16.1%	↑



ACTIVITY

Cumulative percentage of contracted UDA delivered 2016 & 2017



Month	Adjusted Scheduled Activity (UDA)	
	2016	2017
April	55	98
May	86	137
June	145	180
July	232	283
August	304	342
September	430	449
October	496	508
November	621	584
December	699	647
January	719	
February	900	
March	973	
April	1,048	
May	1,048	
June	1,051	

QUALITY

	Quantity	Base Number	Contract	AT	Region	England
% of FP17s for the same patient ID Re-attending within 3 months - Children	18	308	5.8%	12.1%	11.9%	12.4%
% of FP17s for the same patient ID Re-attending within 3 months - Adults	24	143	16.8%	17.2%	16.5%	16.6%
% of FP17s for the same patient ID Re-attending between 3 & 9 months - Children	227	308	73.7%	55.4%	60.2%	57.5%
% of FP17s for the same patient ID Re-attending between 3 & 9 months - Adults	58	143	40.6%	48.6%	52.0%	50.4%
% of FP17s for Band 1 Urgent Courses	27	405	6.7%	10.8%	9.5%	9.1%
% of FP17s Relating to Free Repair or Replacements	0	405	0.0%	0.6%	0.7%	0.8%
% of FP17s Relating to Continuations	0	405	0.0%	1.0%	1.2%	1.3%
% of Patients satisfied with the dentistry they have received	0	0	N/A	92.1%	92.9%	92.7%
% of Patients satisfied with the time they had to wait for an appointment	0	0	N/A	87.9%	88.8%	88.8%

* This is based on patients treated on this contract for their most recent course of treatment. Figures in italics indicate the base number of FP17s or Patient Questionnaire responses are less than 100. N/A is shown where the base number of responses is less than 10 during the period. % is calculated as Quantity/Base number*100

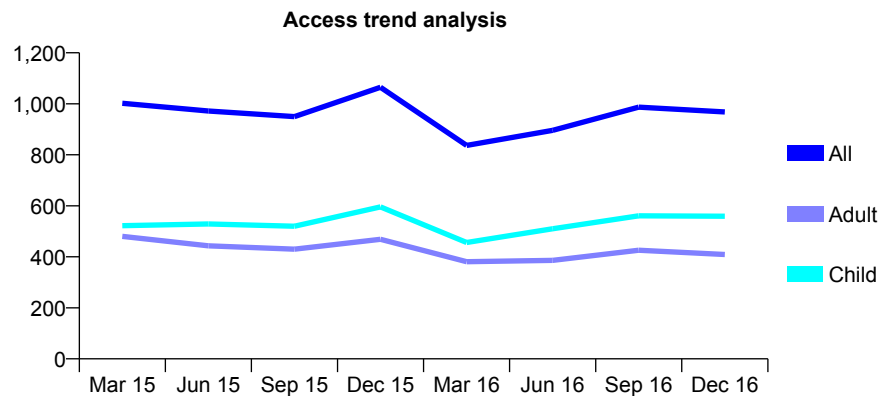
Q67 - Vital Signs At a Glance Contract Report for 732214/0001 - December 2016

Name or company name	MR RH KING
Contract type name	GDS Contract
Purpose of contract	General
Contract start date	01/04/2006
Contract end date	

16/17 Contracted general activity (UDA)	2,399
Carry forward general activity (UDA)	-8
16/17 Contracted orthodontic activity (UOA)	0
Carry forward orthodontic activity (UOA)	0
Baseline contract value	£77,172.71

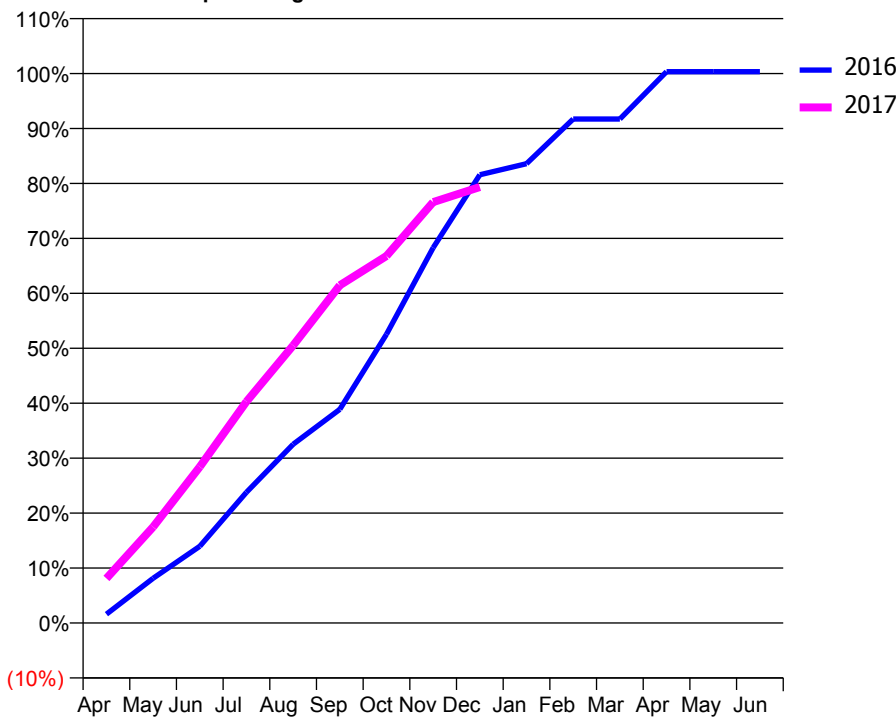
ACCESS*

Patients seen in 24 months	Total	Change since previous quarter
Quarter ending December 2015	1,065	
Quarter ending March 2016	837	↓
Quarter ending June 2016	896	↑
Quarter ending September 2016	987	↑
Quarter ending December 2016	968	↓
Variance since December 2015	(9.1%)	↓



ACTIVITY

Cumulative percentage of contracted UDA delivered 2016 & 2017



Month	Adjusted Scheduled Activity (UDA)	
	2016	2017
April	39	195
May	195	419
June	335	682
July	571	967
August	780	1,212
September	933	1,475
October	1,261	1,602
November	1,639	1,838
December	1,957	1,903
January	2,005	
February	2,200	
March	2,200	
April	2,407	
May	2,407	
June	2,407	

QUALITY

	Quantity	Base Number	Contract	AT	Region	England
% of FP17s for the same patient ID Re-attending within 3 months - Children	35	633	5.5%	12.1%	11.9%	12.4%
% of FP17s for the same patient ID Re-attending within 3 months - Adults	58	415	14.0%	17.2%	16.5%	16.6%
% of FP17s for the same patient ID Re-attending between 3 & 9 months - Children	208	633	32.9%	55.4%	60.2%	57.5%
% of FP17s for the same patient ID Re-attending between 3 & 9 months - Adults	116	415	28.0%	48.6%	52.0%	50.4%
% of FP17s for Band 1 Urgent Courses	126	925	13.6%	10.8%	9.5%	9.1%
% of FP17s Relating to Free Repair or Replacements	0	925	0.0%	0.6%	0.7%	0.8%
% of FP17s Relating to Continuations	11	925	1.2%	1.0%	1.2%	1.3%
% of Patients satisfied with the dentistry they have received	1	1	N/A	92.1%	92.9%	92.7%
% of Patients satisfied with the time they had to wait for an appointment	1	1	N/A	87.9%	88.8%	88.8%

* This is based on patients treated on this contract for their most recent course of treatment. Figures in italics indicate the base number of FP17s or Patient Questionnaire responses are less than 100. N/A is shown where the base number of responses is less than 10 during the period. % is calculated as Quantity/Base number*100

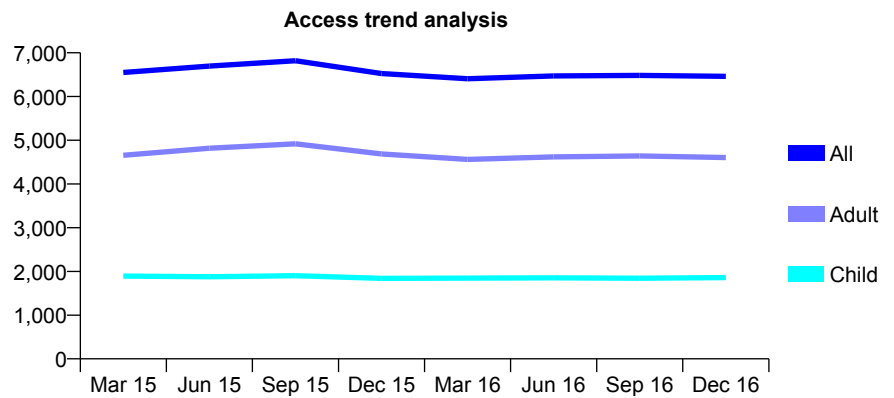
Q67 - Vital Signs At a Glance Contract Report for 736643/0001 - December 2016

Name or company name	MR RM BROWNE
Contract type name	GDS Contract
Purpose of contract	General
Contract start date	01/04/2006
Contract end date	

16/17 Contracted general activity (UDA)	16,666
Carry forward general activity (UDA)	637
16/17 Contracted orthodontic activity (UOA)	0
Carry forward orthodontic activity (UOA)	0
Baseline contract value	£388,656.29

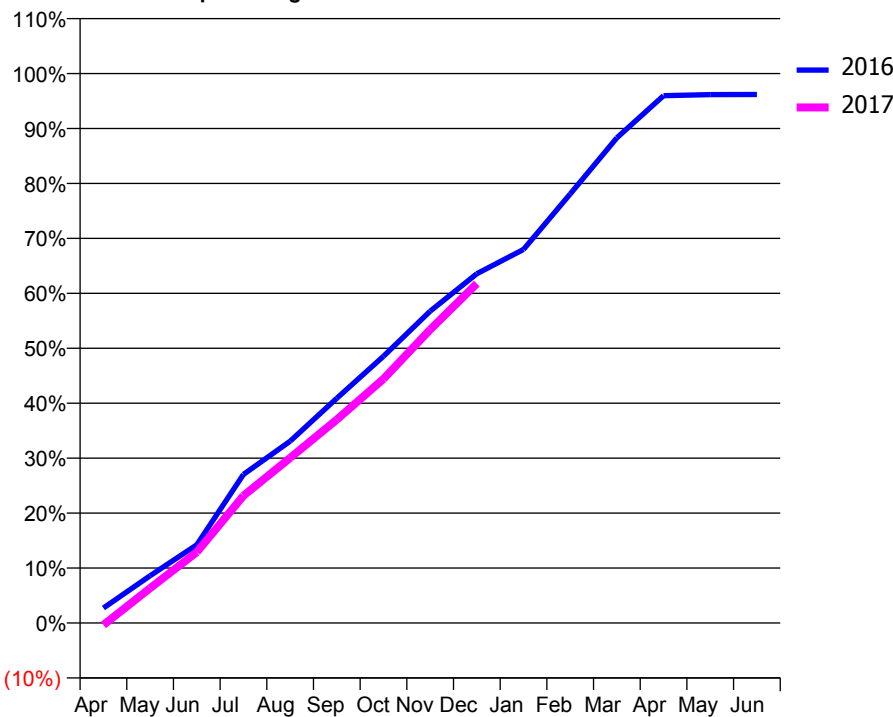
ACCESS*

Patients seen in 24 months	Total	Change since previous quarter
Quarter ending December 2015	6,527	
Quarter ending March 2016	6,407	↓
Quarter ending June 2016	6,472	→
Quarter ending September 2016	6,483	→
Quarter ending December 2016	6,463	→
Variance since December 2015	(1.0%)	→



ACTIVITY

Cumulative percentage of contracted UDA delivered 2016 & 2017



Month	Adjusted Scheduled Activity (UDA)	
	2016	2017
April	453	-64
May	1,432	1,059
June	2,373	2,148
July	4,508	3,861
August	5,514	5,009
September	6,818	6,168
October	8,091	7,402
November	9,457	8,899
December	10,595	10,294
January	11,329	
February	13,014	
March	14,714	
April	15,992	
May	16,024	
June	16,029	

QUALITY

	Quantity	Base Number	Contract	AT	Region	England
% of FP17s for the same patient ID Re-attending within 3 months - Children	132	1,776	7.4%	12.1%	11.9%	12.4%
% of FP17s for the same patient ID Re-attending within 3 months - Adults	678	4,447	15.2%	17.2%	16.5%	16.6%
% of FP17s for the same patient ID Re-attending between 3 & 9 months - Children	883	1,776	49.7%	55.4%	60.2%	57.5%
% of FP17s for the same patient ID Re-attending between 3 & 9 months - Adults	2,113	4,447	47.5%	48.6%	52.0%	50.4%
% of FP17s for Band 1 Urgent Courses	868	5,580	15.6%	10.8%	9.5%	9.1%
% of FP17s Relating to Free Repair or Replacements	34	5,580	0.6%	0.6%	0.7%	0.8%
% of FP17s Relating to Continuations	13	5,580	0.2%	1.0%	1.2%	1.3%
% of Patients satisfied with the dentistry they have received	8	9	N/A	92.1%	92.9%	92.7%
% of Patients satisfied with the time they had to wait for an appointment	8	9	N/A	87.9%	88.8%	88.8%

* This is based on patients treated on this contract for their most recent course of treatment. Figures in italics indicate the base number of FP17s or Patient Questionnaire responses are less than 100. N/A is shown where the base number of responses is less than 10 during the period. % is calculated as Quantity/Base number*100

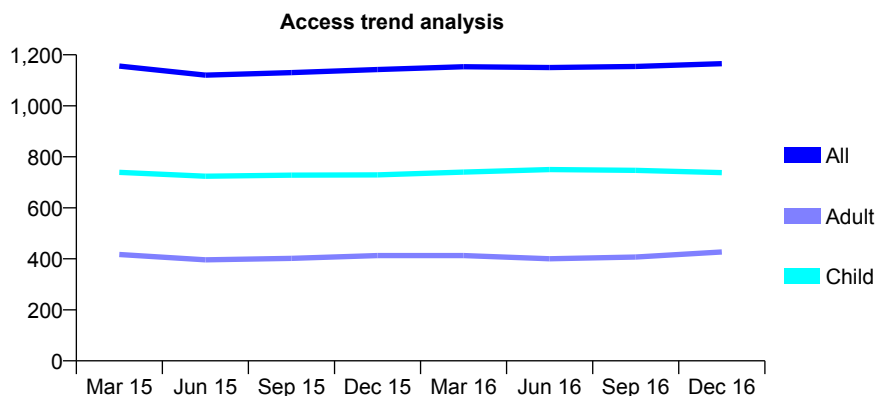
Q67 - Vital Signs At a Glance Contract Report for 740160/0002 - December 2016

Name or company name	MISS HS ABEL
Contract type name	GDS Contract
Purpose of contract	General
Contract start date	01/05/2006
Contract end date	

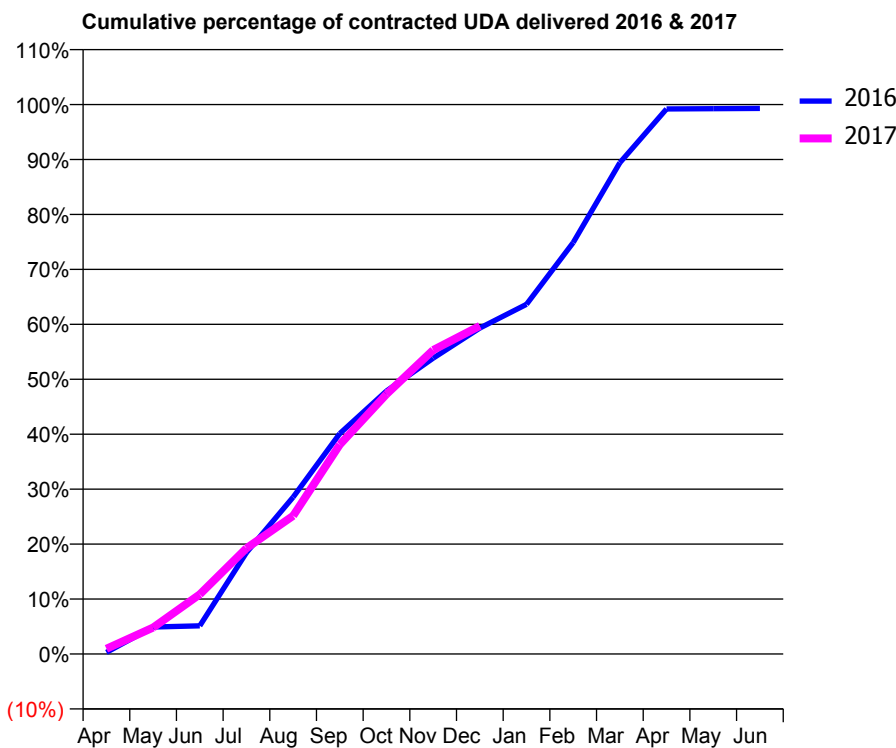
16/17 Contracted general activity (UDA)	2,394
Carry forward general activity (UDA)	17
16/17 Contracted orthodontic activity (UOA)	0
Carry forward orthodontic activity (UOA)	0
Baseline contract value	£59,178.05

ACCESS*

Patients seen in 24 months	Total	Change since previous quarter
Quarter ending December 2015	1,142	
Quarter ending March 2016	1,153	→
Quarter ending June 2016	1,150	→
Quarter ending September 2016	1,154	→
Quarter ending December 2016	1,165	→
Variance since December 2015	2.0%	↑



ACTIVITY



Month	Adjusted Scheduled Activity (UDA)	
	2016	2017
April	7	23
May	118	115
June	123	260
July	442	461
August	683	602
September	961	912
October	1,146	1,132
November	1,289	1,324
December	1,420	1,430
January	1,524	
February	1,793	
March	2,140	
April	2,375	
May	2,376	
June	2,377	

QUALITY

	Quantity	Base Number	Contract	AT	Region	England
% of FP17s for the same patient ID Re-attending within 3 months - Children	43	748	5.7%	12.1%	11.9%	12.4%
% of FP17s for the same patient ID Re-attending within 3 months - Adults	47	301	15.6%	17.2%	16.5%	16.6%
% of FP17s for the same patient ID Re-attending between 3 & 9 months - Children	396	748	52.9%	55.4%	60.2%	57.5%
% of FP17s for the same patient ID Re-attending between 3 & 9 months - Adults	123	301	40.9%	48.6%	52.0%	50.4%
% of FP17s for Band 1 Urgent Courses	37	954	3.9%	10.8%	9.5%	9.1%
% of FP17s Relating to Free Repair or Replacements	0	954	0.0%	0.6%	0.7%	0.8%
% of FP17s Relating to Continuations	0	954	0.0%	1.0%	1.2%	1.3%
% of Patients satisfied with the dentistry they have received	0	0	N/A	92.1%	92.9%	92.7%
% of Patients satisfied with the time they had to wait for an appointment	0	0	N/A	87.9%	88.8%	88.8%

* This is based on patients treated on this contract for their most recent course of treatment. Figures in italics indicate the base number of FP17s or Patient Questionnaire responses are less than 100. N/A is shown where the base number of responses is less than 10 during the period. % is calculated as Quantity/Base number*100

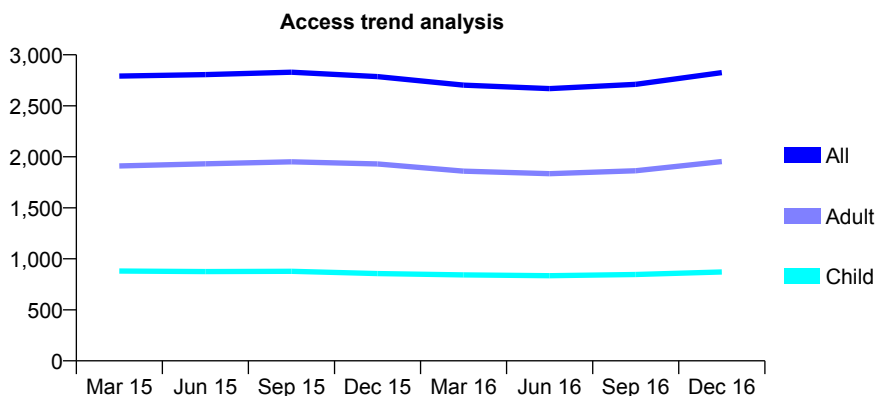
Q67 - Vital Signs At a Glance Contract Report for 741299/0001 - December 2016

Name or company name	MISS DH QUIGLEY
Contract type name	GDS Contract
Purpose of contract	General
Contract start date	01/04/2006
Contract end date	

16/17 Contracted general activity (UDA)	8,032
Carry forward general activity (UDA)	-8
16/17 Contracted orthodontic activity (UOA)	0
Carry forward orthodontic activity (UOA)	0
Baseline contract value	£196,385.58

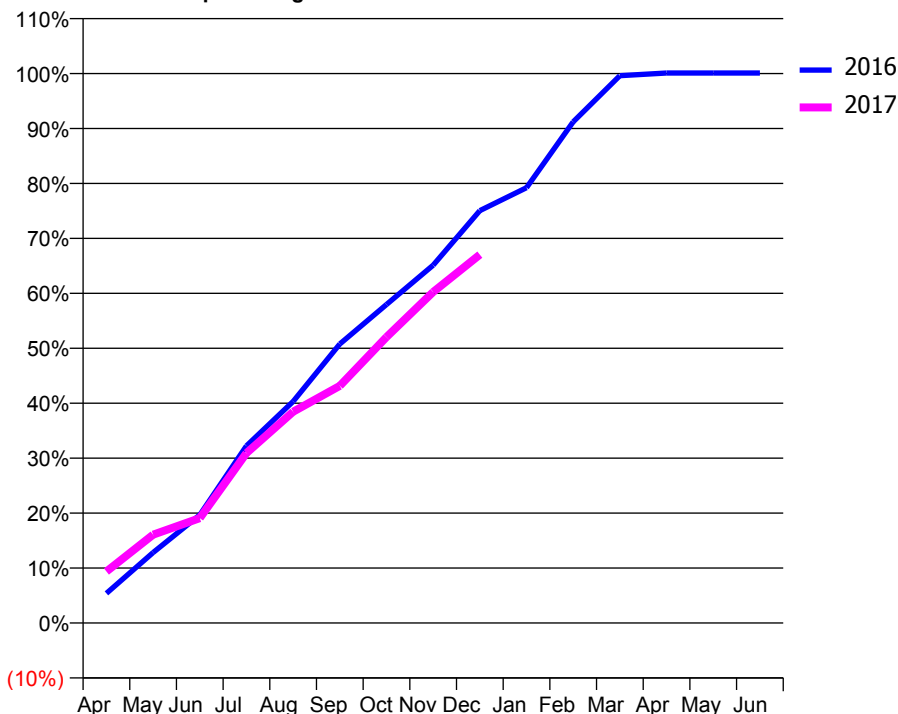
ACCESS*

Patients seen in 24 months	Total	Change since previous quarter
Quarter ending December 2015	2,786	
Quarter ending March 2016	2,703	↓
Quarter ending June 2016	2,669	↓
Quarter ending September 2016	2,711	→
Quarter ending December 2016	2,825	↑
Variance since December 2015	1.4%	→



ACTIVITY

Cumulative percentage of contracted UDA delivered 2016 & 2017



Month	Adjusted Scheduled Activity (UDA)	
	2016	2017
April	433	753
May	1,029	1,291
June	1,580	1,533
July	2,589	2,485
August	3,239	3,089
September	4,079	3,467
October	4,655	4,179
November	5,231	4,838
December	6,028	5,384
January	6,363	
February	7,327	
March	8,001	
April	8,040	
May	8,040	
June	8,040	

QUALITY

	Quantity	Base Number	Contract	AT	Region	England
% of FP17s for the same patient ID Re-attending within 3 months - Children	90	926	9.7%	12.1%	11.9%	12.4%
% of FP17s for the same patient ID Re-attending within 3 months - Adults	251	1,924	13.0%	17.2%	16.5%	16.6%
% of FP17s for the same patient ID Re-attending between 3 & 9 months - Children	539	926	58.2%	55.4%	60.2%	57.5%
% of FP17s for the same patient ID Re-attending between 3 & 9 months - Adults	956	1,924	49.7%	48.6%	52.0%	50.4%
% of FP17s for Band 1 Urgent Courses	186	2,831	6.6%	10.8%	9.5%	9.1%
% of FP17s Relating to Free Repair or Replacements	6	2,831	0.2%	0.6%	0.7%	0.8%
% of FP17s Relating to Continuations	57	2,831	2.0%	1.0%	1.2%	1.3%
% of Patients satisfied with the dentistry they have received	4	4	N/A	92.1%	92.9%	92.7%
% of Patients satisfied with the time they had to wait for an appointment	4	4	N/A	87.9%	88.8%	88.8%

* This is based on patients treated on this contract for their most recent course of treatment. Figures in italics indicate the base number of FP17s or Patient Questionnaire responses are less than 100. N/A is shown where the base number of responses is less than 10 during the period. % is calculated as Quantity/Base number*100

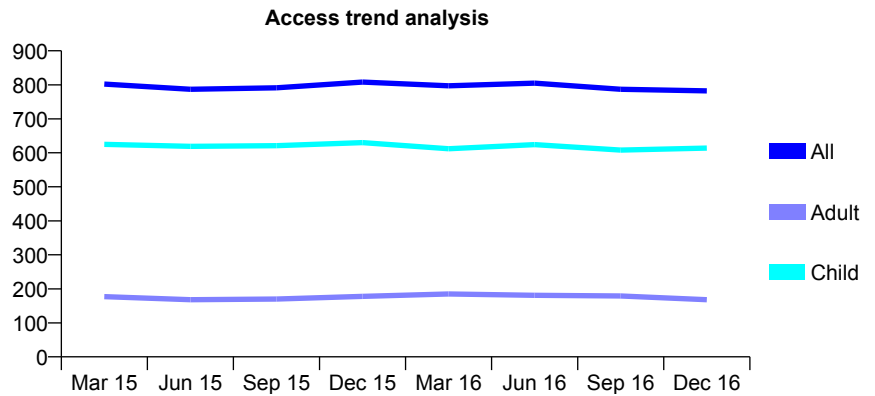
Q67 - Vital Signs At a Glance Contract Report for 741442/0001 - December 2016

Name or company name	MR IC SMALL
Contract type name	GDS Contract
Purpose of contract	General
Contract start date	01/04/2006
Contract end date	

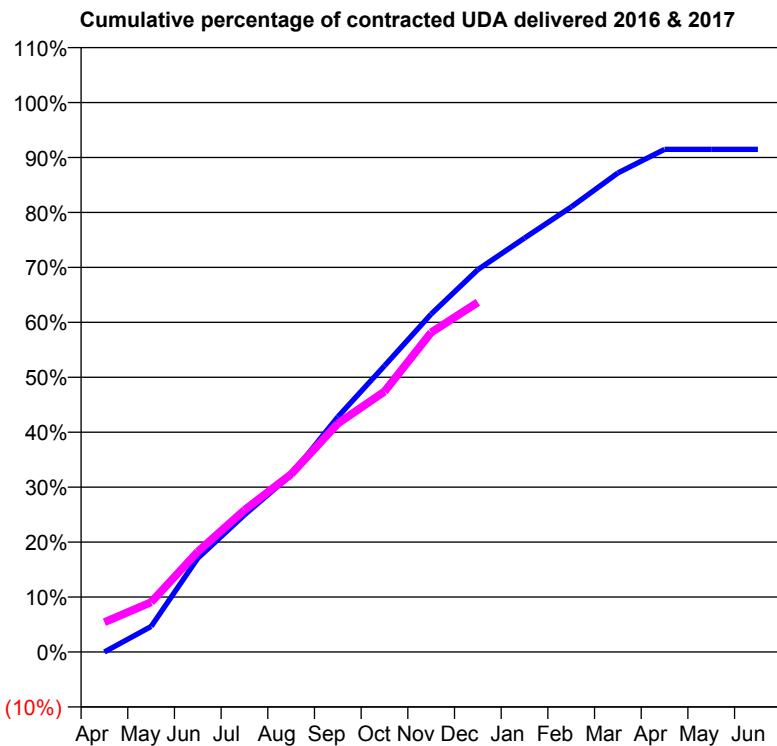
16/17 Contracted general activity (UDA)	1,444
Carry forward general activity (UDA)	0
16/17 Contracted orthodontic activity (UOA)	0
Carry forward orthodontic activity (UOA)	0
Baseline contract value	£32,093.88

ACCESS*

Patients seen in 24 months	Total	Change since previous quarter
Quarter ending December 2015	808	
Quarter ending March 2016	797	↓
Quarter ending June 2016	805	→
Quarter ending September 2016	787	↓
Quarter ending December 2016	782	→
Variance since December 2015	(3.2%)	↓



ACTIVITY



Month	Adjusted Scheduled Activity (UDA)	
	2016	2017
April	0	78
May	67	131
June	246	264
July	360	373
August	465	467
September	618	600
October	752	685
November	888	840
December	1,005	919
January	1,088	
February	1,170	
March	1,259	
April	1,321	
May	1,321	
June	1,321	

QUALITY

	Quantity	Base Number	Contract	AT	Region	England
% of FP17s for the same patient ID Re-attending within 3 months - Children	30	569	5.3%	12.1%	11.9%	12.4%
% of FP17s for the same patient ID Re-attending within 3 months - Adults	5	79	6.3%	17.2%	16.5%	16.6%
% of FP17s for the same patient ID Re-attending between 3 & 9 months - Children	200	569	35.1%	55.4%	60.2%	57.5%
% of FP17s for the same patient ID Re-attending between 3 & 9 months - Adults	23	79	29.1%	48.6%	52.0%	50.4%
% of FP17s for Band 1 Urgent Courses	14	602	2.3%	10.8%	9.5%	9.1%
% of FP17s Relating to Free Repair or Replacements	0	602	0.0%	0.6%	0.7%	0.8%
% of FP17s Relating to Continuations	0	602	0.0%	1.0%	1.2%	1.3%
% of Patients satisfied with the dentistry they have received	2	2	N/A	92.1%	92.9%	92.7%
% of Patients satisfied with the time they had to wait for an appointment	2	2	N/A	87.9%	88.8%	88.8%

* This is based on patients treated on this contract for their most recent course of treatment. Figures in italics indicate the base number of FP17s or Patient Questionnaire responses are less than 100. N/A is shown where the base number of responses is less than 10 during the period. % is calculated as Quantity/Base number*100

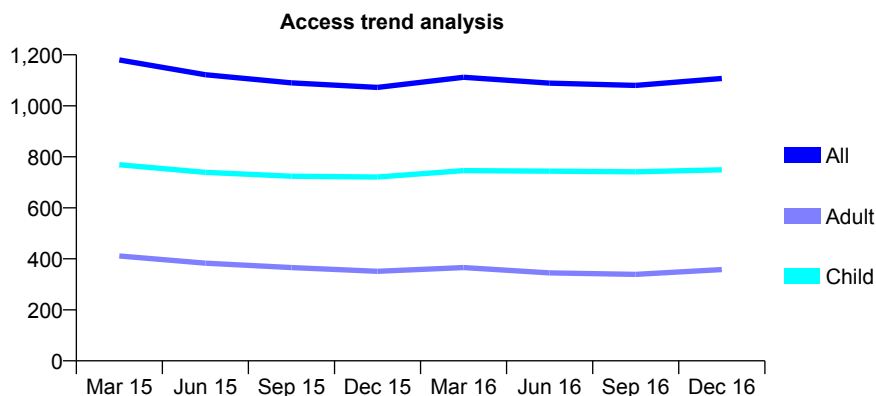
Q67 - Vital Signs At a Glance Contract Report for 741809/0001 - December 2016

Name or company name	MISS KS LEWIS
Contract type name	GDS Contract
Purpose of contract	General
Contract start date	01/04/2006
Contract end date	

16/17 Contracted general activity (UDA)	2,302
Carry forward general activity (UDA)	0
16/17 Contracted orthodontic activity (UOA)	0
Carry forward orthodontic activity (UOA)	0
Baseline contract value	£51,163.50

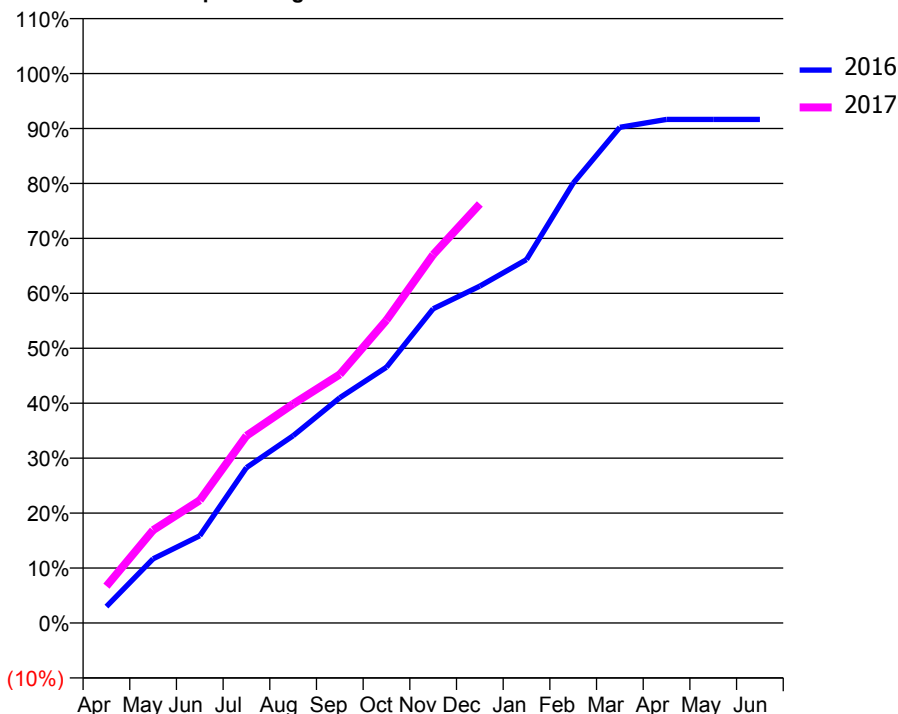
ACCESS*

Patients seen in 24 months	Total	Change since previous quarter
Quarter ending December 2015	1,072	
Quarter ending March 2016	1,112	↑
Quarter ending June 2016	1,089	↓
Quarter ending September 2016	1,080	→
Quarter ending December 2016	1,107	↑
Variance since December 2015	3.3%	↑



ACTIVITY

Cumulative percentage of contracted UDA delivered 2016 & 2017



Month	Adjusted Scheduled Activity (UDA)	
	2016	2017
April	69	154
May	269	389
June	366	514
July	651	785
August	785	918
September	944	1,042
October	1,072	1,269
November	1,316	1,543
December	1,412	1,756
January	1,523	
February	1,843	
March	2,077	
April	2,110	
May	2,110	
June	2,110	

QUALITY

	Quantity	Base Number	Contract	AT	Region	England
% of FP17s for the same patient ID Re-attending within 3 months - Children	37	851	4.3%	12.1%	11.9%	12.4%
% of FP17s for the same patient ID Re-attending within 3 months - Adults	39	315	12.4%	17.2%	16.5%	16.6%
% of FP17s for the same patient ID Re-attending between 3 & 9 months - Children	514	851	60.4%	55.4%	60.2%	57.5%
% of FP17s for the same patient ID Re-attending between 3 & 9 months - Adults	160	315	50.8%	48.6%	52.0%	50.4%
% of FP17s for Band 1 Urgent Courses	13	1,124	1.2%	10.8%	9.5%	9.1%
% of FP17s Relating to Free Repair or Replacements	0	1,124	0.0%	0.6%	0.7%	0.8%
% of FP17s Relating to Continuations	23	1,124	2.0%	1.0%	1.2%	1.3%
% of Patients satisfied with the dentistry they have received	1	1	N/A	92.1%	92.9%	92.7%
% of Patients satisfied with the time they had to wait for an appointment	1	1	N/A	87.9%	88.8%	88.8%

* This is based on patients treated on this contract for their most recent course of treatment. Figures in italics indicate the base number of FP17s or Patient Questionnaire responses are less than 100. N/A is shown where the base number of responses is less than 10 during the period. % is calculated as Quantity/Base number*100

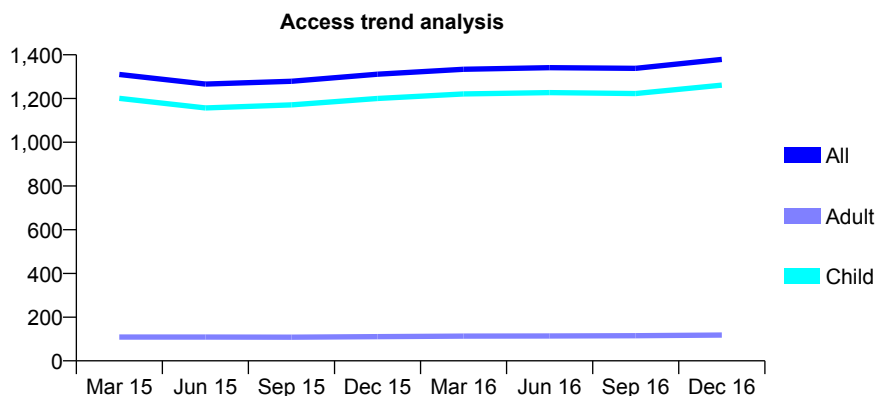
Q67 - Vital Signs At a Glance Contract Report for 742023/0001 - December 2016

Name or company name	MR KP BAKER
Contract type name	GDS Contract
Purpose of contract	General
Contract start date	01/04/2006
Contract end date	

16/17 Contracted general activity (UDA)	2,200
Carry forward general activity (UDA)	0
16/17 Contracted orthodontic activity (UOA)	0
Carry forward orthodontic activity (UOA)	0
Baseline contract value	£48,896.50

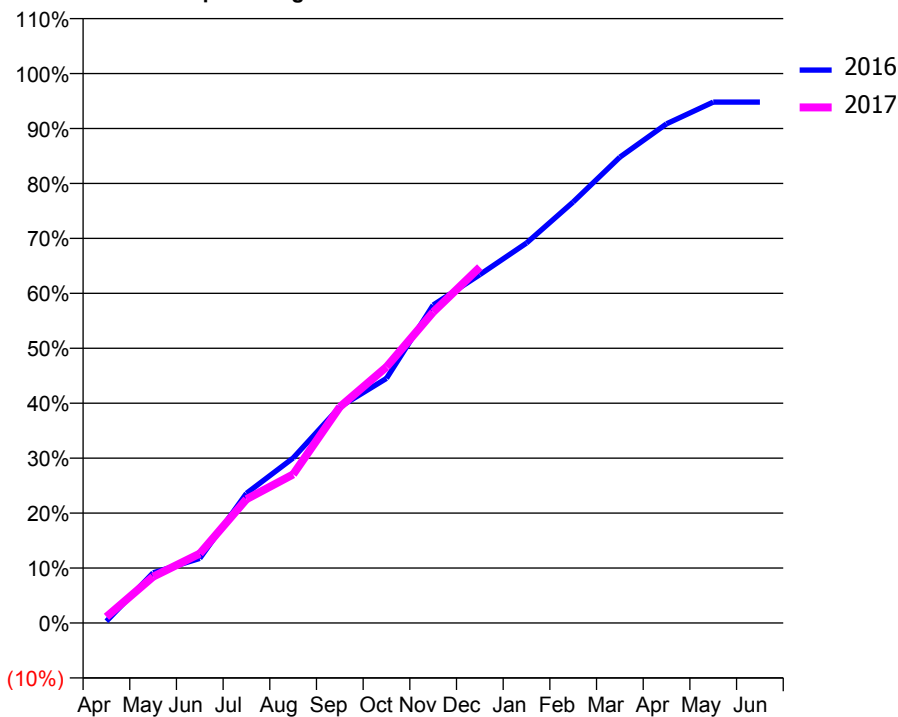
ACCESS*

Patients seen in 24 months	Total	Change since previous quarter
Quarter ending December 2015	1,311	
Quarter ending March 2016	1,334	→
Quarter ending June 2016	1,341	→
Quarter ending September 2016	1,338	→
Quarter ending December 2016	1,379	↑
Variance since December 2015	5.2%	↑



ACTIVITY

Cumulative percentage of contracted UDA delivered 2016 & 2017



Month	Adjusted Scheduled Activity (UDA)	
	2016	2017
April	7	25
May	201	186
June	258	278
July	519	496
August	661	595
September	865	865
October	980	1,025
November	1,273	1,245
December	1,395	1,425
January	1,521	
February	1,686	
March	1,865	
April	1,999	
May	2,086	
June	2,086	

QUALITY

	Quantity	Base Number	Contract	AT	Region	England
% of FP17s for the same patient ID Re-attending within 3 months - Children	83	1,347	6.2%	12.1%	11.9%	12.4%
% of FP17s for the same patient ID Re-attending within 3 months - Adults	0	2	0.0%	17.2%	16.5%	16.6%
% of FP17s for the same patient ID Re-attending between 3 & 9 months - Children	718	1,347	53.3%	55.4%	60.2%	57.5%
% of FP17s for the same patient ID Re-attending between 3 & 9 months - Adults	2	2	100.0%	48.6%	52.0%	50.4%
% of FP17s for Band 1 Urgent Courses	39	1,168	3.3%	10.8%	9.5%	9.1%
% of FP17s Relating to Free Repair or Replacements	1	1,168	0.1%	0.6%	0.7%	0.8%
% of FP17s Relating to Continuations	0	1,168	0.0%	1.0%	1.2%	1.3%
% of Patients satisfied with the dentistry they have received	3	3	N/A	92.1%	92.9%	92.7%
% of Patients satisfied with the time they had to wait for an appointment	2	3	N/A	87.9%	88.8%	88.8%

* This is based on patients treated on this contract for their most recent course of treatment. Figures in italics indicate the base number of FP17s or Patient Questionnaire responses are less than 100. N/A is shown where the base number of responses is less than 10 during the period. % is calculated as Quantity/Base number*100

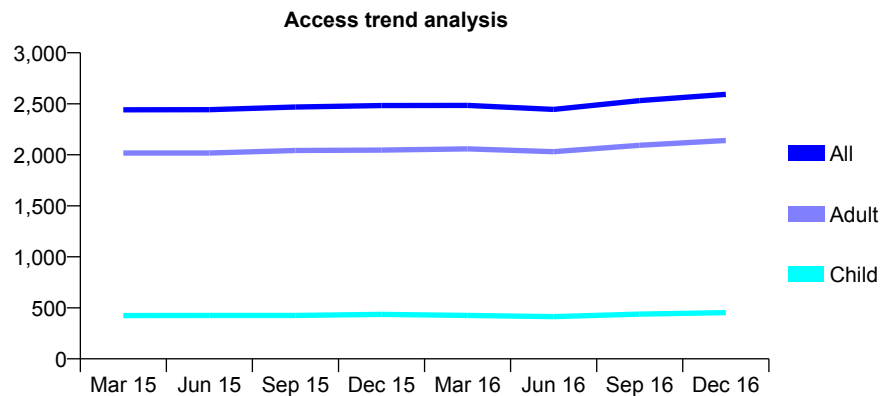
Q67 - Vital Signs At a Glance Contract Report for 748439/0002 - December 2016

Name or company name	Tunbridge Wells Dental Care
Contract type name	GDS Contract
Purpose of contract	General
Contract start date	15/04/2010
Contract end date	

16/17 Contracted general activity (UDA)	5,845
Carry forward general activity (UDA)	-9
16/17 Contracted orthodontic activity (UOA)	0
Carry forward orthodontic activity (UOA)	0
Baseline contract value	£149,872.68

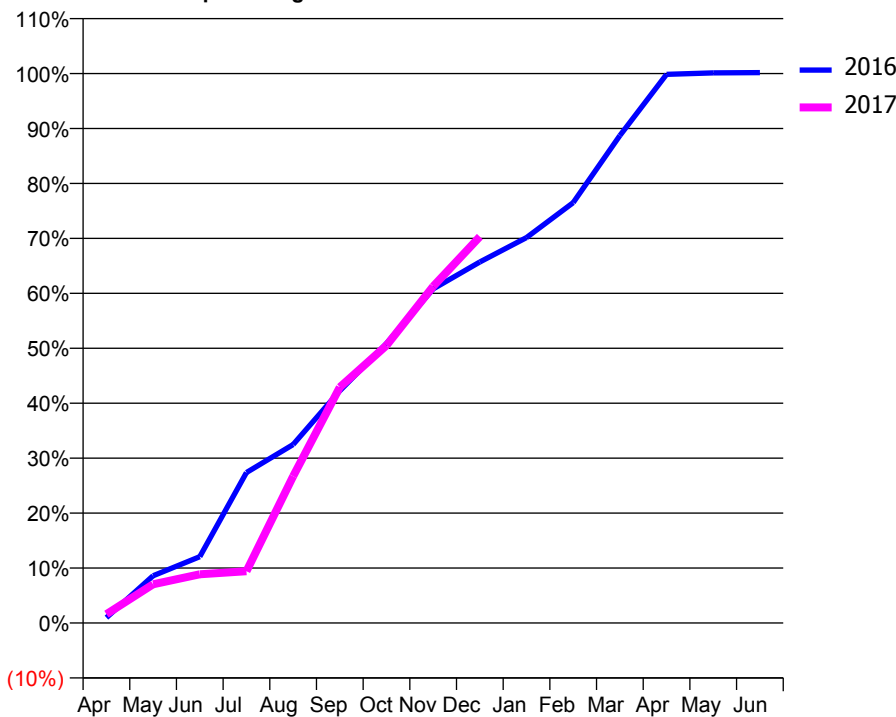
ACCESS*

Patients seen in 24 months	Total	Change since previous quarter
Quarter ending December 2015	2,483	
Quarter ending March 2016	2,484	→
Quarter ending June 2016	2,445	↓
Quarter ending September 2016	2,532	↑
Quarter ending December 2016	2,593	↑
Variance since December 2015	4.4%	↑



ACTIVITY

Cumulative percentage of contracted UDA delivered 2016 & 2017



Month	Adjusted Scheduled Activity (UDA)	
	2016	2017
April	57	95
May	502	412
June	706	518
July	1,601	551
August	1,899	1,560
September	2,470	2,508
October	2,973	2,953
November	3,554	3,581
December	3,841	4,110
January	4,099	
February	4,471	
March	5,184	
April	5,836	
May	5,851	
June	5,854	

QUALITY

	Quantity	Base Number	Contract	AT	Region	England
% of FP17s for the same patient ID Re-attending within 3 months - Children	11	373	2.9%	12.1%	11.9%	12.4%
% of FP17s for the same patient ID Re-attending within 3 months - Adults	319	2,186	14.6%	17.2%	16.5%	16.6%
% of FP17s for the same patient ID Re-attending between 3 & 9 months - Children	102	373	27.3%	55.4%	60.2%	57.5%
% of FP17s for the same patient ID Re-attending between 3 & 9 months - Adults	757	2,186	34.6%	48.6%	52.0%	50.4%
% of FP17s for Band 1 Urgent Courses	372	2,258	16.5%	10.8%	9.5%	9.1%
% of FP17s Relating to Free Repair or Replacements	31	2,258	1.4%	0.6%	0.7%	0.8%
% of FP17s Relating to Continuations	11	2,258	0.5%	1.0%	1.2%	1.3%
% of Patients satisfied with the dentistry they have received	4	4	N/A	92.1%	92.9%	92.7%
% of Patients satisfied with the time they had to wait for an appointment	4	4	N/A	87.9%	88.8%	88.8%

* This is based on patients treated on this contract for their most recent course of treatment. Figures in italics indicate the base number of FP17s or Patient Questionnaire responses are less than 100. N/A is shown where the base number of responses is less than 10 during the period. % is calculated as Quantity/Base number*100

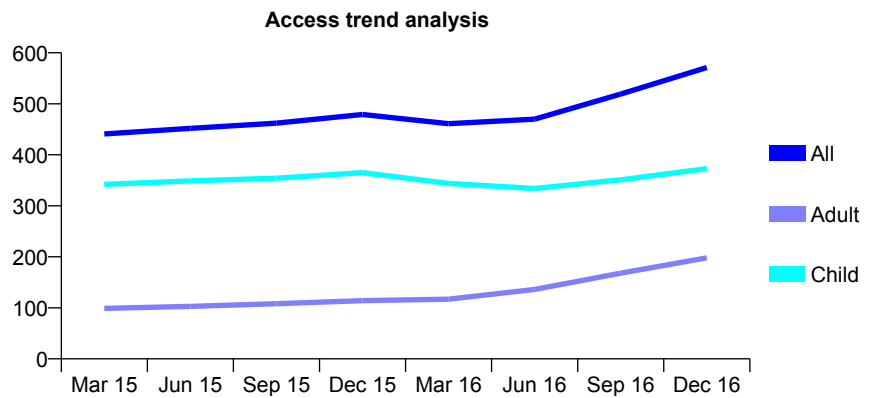
Q67 - Vital Signs At a Glance Contract Report for 751707/0001 - December 2016

Name or company name	MR RK LINTON
Contract type name	GDS Contract
Purpose of contract	General
Contract start date	01/04/2006
Contract end date	

16/17 Contracted general activity (UDA)	1,161
Carry forward general activity (UDA)	17
16/17 Contracted orthodontic activity (UOA)	0
Carry forward orthodontic activity (UOA)	0
Baseline contract value	£25,804.01

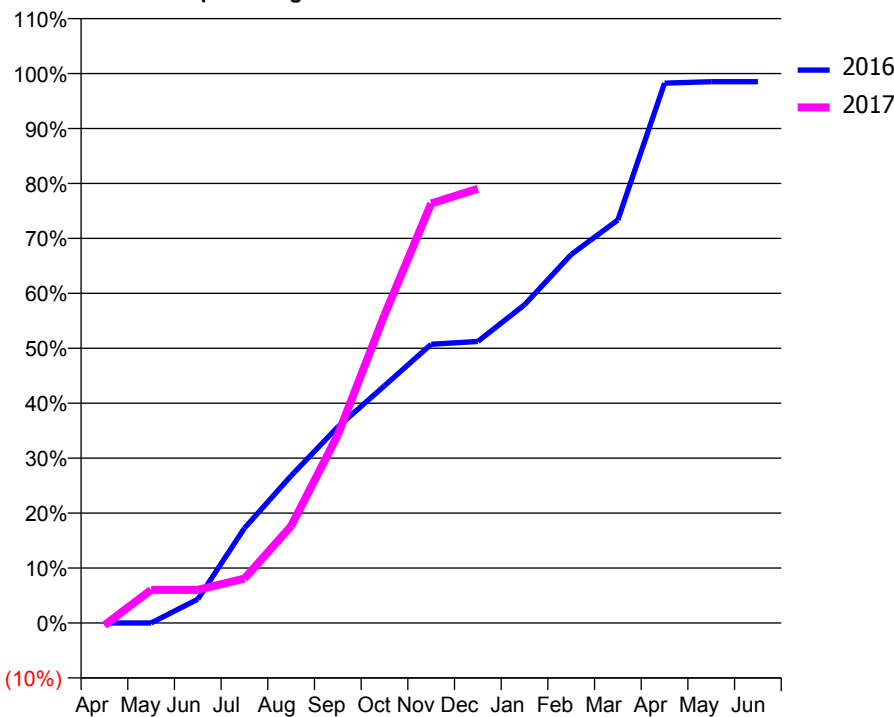
ACCESS*

Patients seen in 24 months	Total	Change since previous quarter
Quarter ending December 2015	479	
Quarter ending March 2016	461	↓
Quarter ending June 2016	470	→
Quarter ending September 2016	519	↑
Quarter ending December 2016	571	↑
Variance since December 2015	19.2%	↑



ACTIVITY

Cumulative percentage of contracted UDA delivered 2016 & 2017



Month	Adjusted Scheduled Activity (UDA)	
	2016	2017
April	0	-5
May	0	70
June	50	70
July	200	94
August	311	205
September	414	397
October	501	651
November	589	887
December	595	918
January	672	
February	779	
March	852	
April	1,141	
May	1,144	
June	1,144	

QUALITY

	Quantity	Base Number	Contract	AT	Region	England
% of FP17s for the same patient ID Re-attending within 3 months - Children	23	306	7.5%	12.1%	11.9%	12.4%
% of FP17s for the same patient ID Re-attending within 3 months - Adults	7	126	5.6%	17.2%	16.5%	16.6%
% of FP17s for the same patient ID Re-attending between 3 & 9 months - Children	115	306	37.6%	55.4%	60.2%	57.5%
% of FP17s for the same patient ID Re-attending between 3 & 9 months - Adults	16	126	12.7%	48.6%	52.0%	50.4%
% of FP17s for Band 1 Urgent Courses	8	371	2.2%	10.8%	9.5%	9.1%
% of FP17s Relating to Free Repair or Replacements	0	371	0.0%	0.6%	0.7%	0.8%
% of FP17s Relating to Continuations	0	371	0.0%	1.0%	1.2%	1.3%
% of Patients satisfied with the dentistry they have received	1	2	N/A	92.1%	92.9%	92.7%
% of Patients satisfied with the time they had to wait for an appointment	2	2	N/A	87.9%	88.8%	88.8%

* This is based on patients treated on this contract for their most recent course of treatment. Figures in italics indicate the base number of FP17s or Patient Questionnaire responses are less than 100. N/A is shown where the base number of responses is less than 10 during the period. % is calculated as Quantity/Base number*100

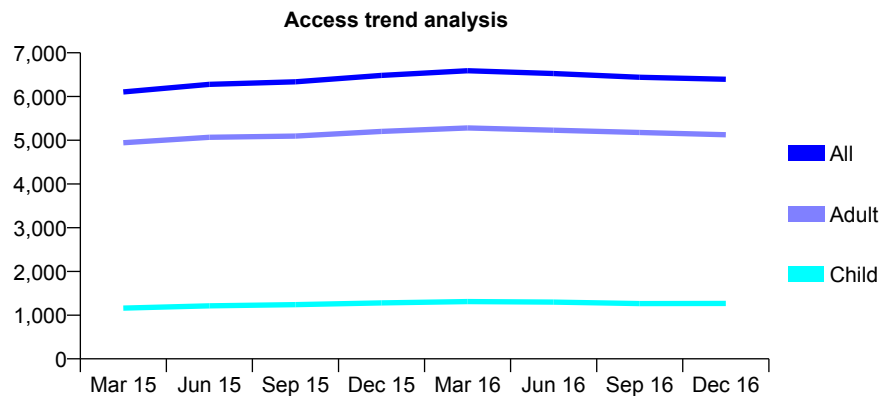
Q67 - Vital Signs At a Glance Contract Report for 762202/0001 - December 2016

Name or company name	MR A MOVAHEDYAN
Contract type name	GDS Contract
Purpose of contract	General
Contract start date	01/04/2006
Contract end date	

16/17 Contracted general activity (UDA)	20,863
Carry forward general activity (UDA)	113
16/17 Contracted orthodontic activity (UOA)	0
Carry forward orthodontic activity (UOA)	0
Baseline contract value	£519,862.26

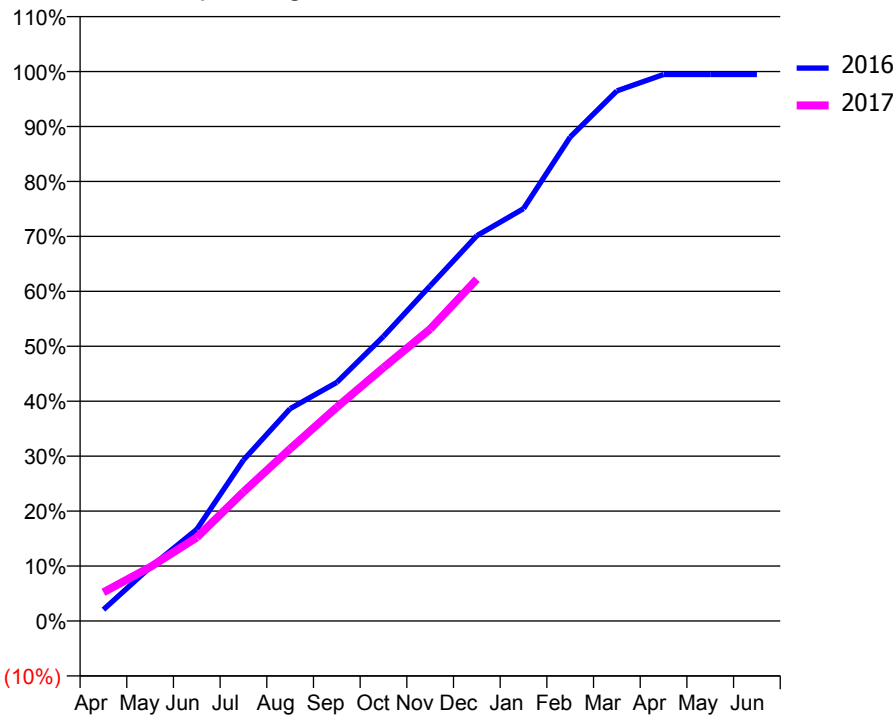
ACCESS*

Patients seen in 24 months	Total	Change since previous quarter
Quarter ending December 2015	6,482	
Quarter ending March 2016	6,591	→
Quarter ending June 2016	6,527	→
Quarter ending September 2016	6,441	↓
Quarter ending December 2016	6,395	→
Variance since December 2015	(1.3%)	↓



ACTIVITY

Cumulative percentage of contracted UDA delivered 2016 & 2017



Month	Adjusted Scheduled Activity (UDA)	
	2016	2017
April	435	1,093
May	2,037	2,047
June	3,480	3,171
July	6,114	4,905
August	8,062	6,537
September	9,061	8,118
October	10,808	9,620
November	12,725	11,086
December	14,631	12,976
January	15,659	
February	18,375	
March	20,128	
April	20,749	
May	20,750	
June	20,750	

QUALITY

	Quantity	Base Number	Contract	AT	Region	England
% of FP17s for the same patient ID Re-attending within 3 months - Children	71	1,184	6.0%	12.1%	11.9%	12.4%
% of FP17s for the same patient ID Re-attending within 3 months - Adults	907	5,714	15.9%	17.2%	16.5%	16.6%
% of FP17s for the same patient ID Re-attending between 3 & 9 months - Children	658	1,184	55.6%	55.4%	60.2%	57.5%
% of FP17s for the same patient ID Re-attending between 3 & 9 months - Adults	3,497	5,714	61.2%	48.6%	52.0%	50.4%
% of FP17s for Band 1 Urgent Courses	652	6,535	10.0%	10.8%	9.5%	9.1%
% of FP17s Relating to Free Repair or Replacements	19	6,535	0.3%	0.6%	0.7%	0.8%
% of FP17s Relating to Continuations	62	6,535	0.9%	1.0%	1.2%	1.3%
% of Patients satisfied with the dentistry they have received	15	17	88.2%	92.1%	92.9%	92.7%
% of Patients satisfied with the time they had to wait for an appointment	16	17	94.1%	87.9%	88.8%	88.8%

* This is based on patients treated on this contract for their most recent course of treatment. Figures in italics indicate the base number of FP17s or Patient Questionnaire responses are less than 100. N/A is shown where the base number of responses is less than 10 during the period. % is calculated as Quantity/Base number*100

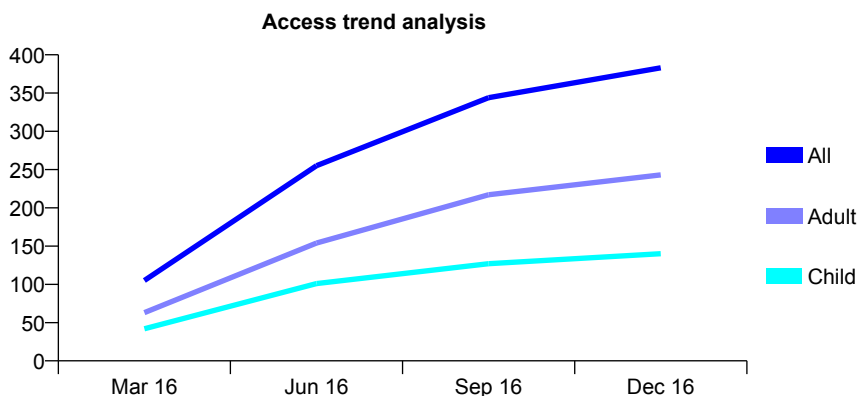
Q67 - Vital Signs At a Glance Contract Report for 765759/0002 - December 2016

Name or company name	MRS TF SIJUWADE
Contract type name	GDS Contract
Purpose of contract	General
Contract start date	04/01/2016
Contract end date	

16/17 Contracted general activity (UDA)	1,270
Carry forward general activity (UDA)	0
16/17 Contracted orthodontic activity (UOA)	0
Carry forward orthodontic activity (UOA)	0
Baseline contract value	£36,772.25

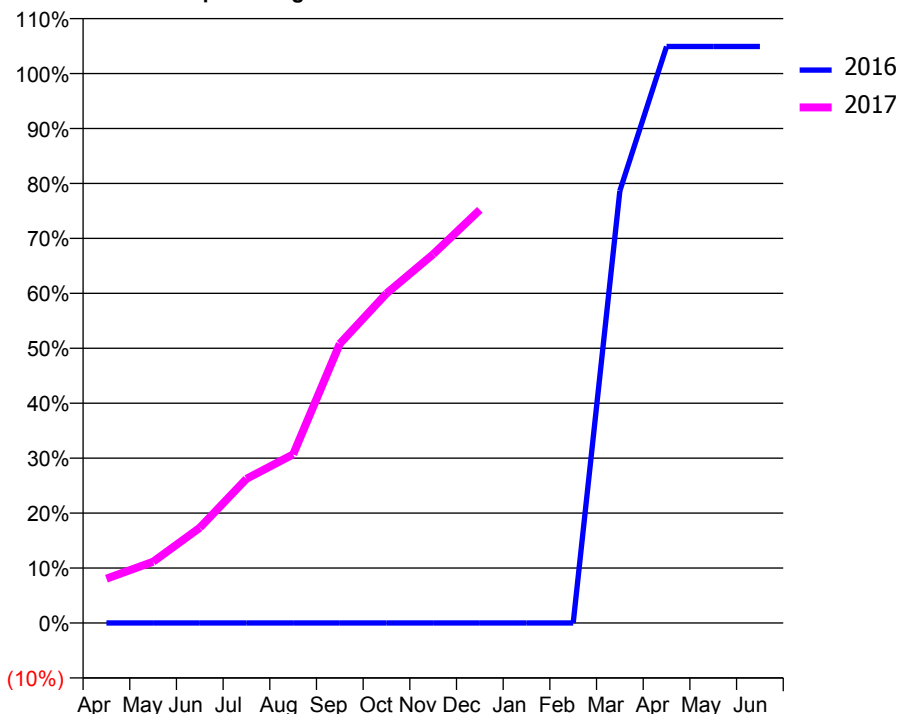
ACCESS*

Patients seen in 24 months	Total	Change since previous quarter
Quarter ending December 2015	0	
Quarter ending March 2016	105	
Quarter ending June 2016	255	↑
Quarter ending September 2016	344	↑
Quarter ending December 2016	383	↑
Variance since December 2015	N/A	



ACTIVITY

Cumulative percentage of contracted UDA delivered 2016 & 2017



Month	Adjusted Scheduled Activity (UDA)	
	2016	2017
April	0	102
May	0	142
June	0	220
July	0	333
August	0	390
September	0	646
October	0	762
November	0	852
December	0	955
January	0	
February	0	
March	166	
April	221	
May	221	
June	221	

QUALITY

	Quantity	Base Number	Contract	AT	Region	England
% of FP17s for the same patient ID Re-attending within 3 months - Children	8	165	4.8%	12.1%	11.9%	12.4%
% of FP17s for the same patient ID Re-attending within 3 months - Adults	31	306	10.1%	17.2%	16.5%	16.6%
% of FP17s for the same patient ID Re-attending between 3 & 9 months - Children	48	165	29.1%	55.4%	60.2%	57.5%
% of FP17s for the same patient ID Re-attending between 3 & 9 months - Adults	73	306	23.9%	48.6%	52.0%	50.4%
% of FP17s for Band 1 Urgent Courses	45	447	10.1%	10.8%	9.5%	9.1%
% of FP17s Relating to Free Repair or Replacements	0	447	0.0%	0.6%	0.7%	0.8%
% of FP17s Relating to Continuations	0	447	0.0%	1.0%	1.2%	1.3%
% of Patients satisfied with the dentistry they have received	10	10	100.0%	92.1%	92.9%	92.7%
% of Patients satisfied with the time they had to wait for an appointment	8	10	80.0%	87.9%	88.8%	88.8%

* This is based on patients treated on this contract for their most recent course of treatment. Figures in italics indicate the base number of FP17s or Patient Questionnaire responses are less than 100. N/A is shown where the base number of responses is less than 10 during the period. % is calculated as Quantity/Base number*100

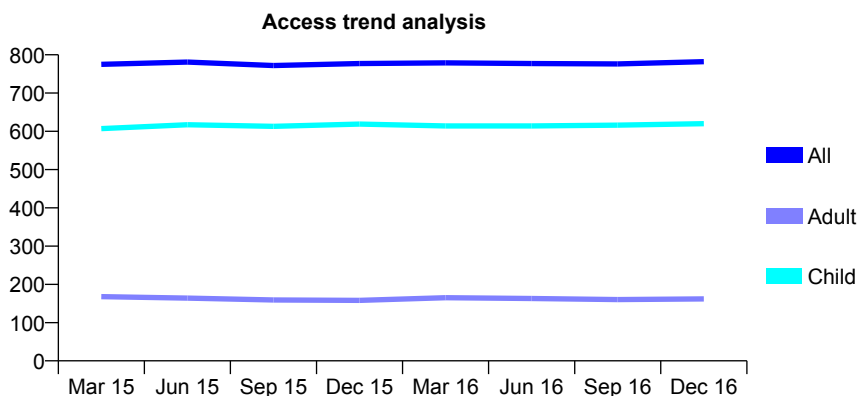
Q67 - Vital Signs At a Glance Contract Report for 768189/0001 - December 2016

Name or company name	MR CA DU PLESSIS
Contract type name	GDS Contract
Purpose of contract	General
Contract start date	01/04/2006
Contract end date	

16/17 Contracted general activity (UDA)	2,050
Carry forward general activity (UDA)	70
16/17 Contracted orthodontic activity (UOA)	0
Carry forward orthodontic activity (UOA)	0
Baseline contract value	£50,115.62

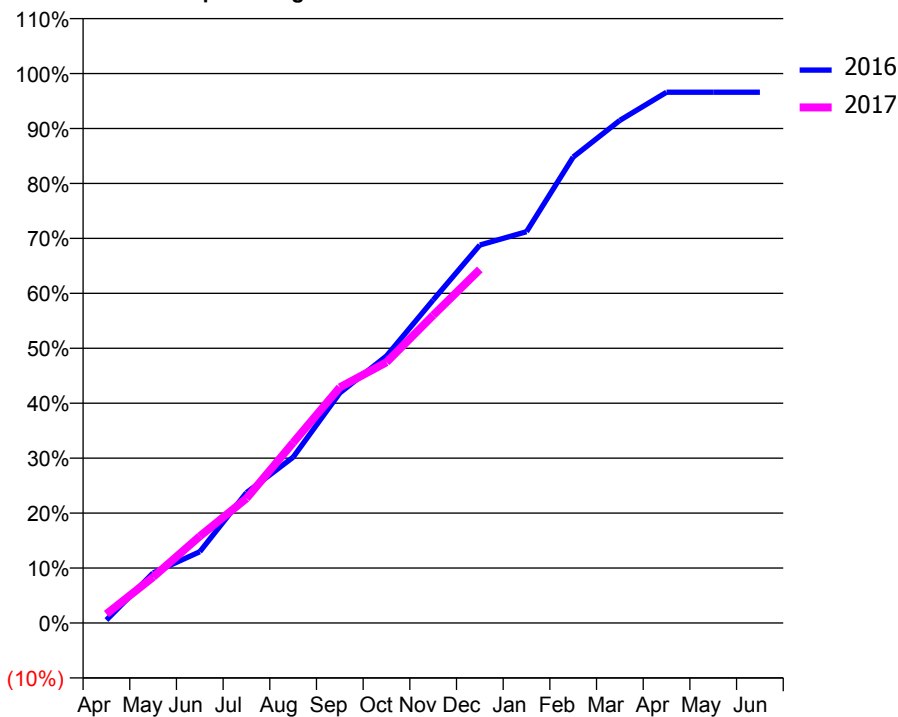
ACCESS*

Patients seen in 24 months	Total	Change since previous quarter
Quarter ending December 2015	777	
Quarter ending March 2016	779	→
Quarter ending June 2016	777	→
Quarter ending September 2016	776	→
Quarter ending December 2016	782	→
Variance since December 2015	0.6%	→



ACTIVITY

Cumulative percentage of contracted UDA delivered 2016 & 2017



Month	Adjusted Scheduled Activity (UDA)	
	2016	2017
April	11	34
May	187	171
June	266	324
July	486	465
August	618	673
September	858	879
October	996	973
November	1,205	1,148
December	1,410	1,319
January	1,460	
February	1,739	
March	1,875	
April	1,980	
May	1,980	
June	1,980	

QUALITY

	Quantity	Base Number	Contract	AT	Region	England
% of FP17s for the same patient ID Re-attending within 3 months - Children	71	857	8.3%	12.1%	11.9%	12.4%
% of FP17s for the same patient ID Re-attending within 3 months - Adults	16	111	14.4%	17.2%	16.5%	16.6%
% of FP17s for the same patient ID Re-attending between 3 & 9 months - Children	627	857	73.2%	55.4%	60.2%	57.5%
% of FP17s for the same patient ID Re-attending between 3 & 9 months - Adults	81	111	73.0%	48.6%	52.0%	50.4%
% of FP17s for Band 1 Urgent Courses	21	902	2.3%	10.8%	9.5%	9.1%
% of FP17s Relating to Free Repair or Replacements	0	902	0.0%	0.6%	0.7%	0.8%
% of FP17s Relating to Continuations	0	902	0.0%	1.0%	1.2%	1.3%
% of Patients satisfied with the dentistry they have received	2	2	N/A	92.1%	92.9%	92.7%
% of Patients satisfied with the time they had to wait for an appointment	2	2	N/A	87.9%	88.8%	88.8%

* This is based on patients treated on this contract for their most recent course of treatment. Figures in italics indicate the base number of FP17s or Patient Questionnaire responses are less than 100. N/A is shown where the base number of responses is less than 10 during the period. % is calculated as Quantity/Base number*100

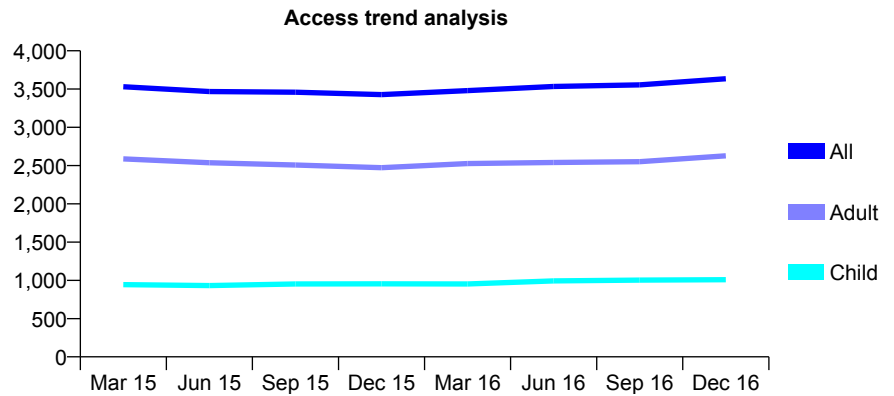
Q67 - Vital Signs At a Glance Contract Report for 769142/0002 - December 2016

Name or company name	MR JK BABAYEMI
Contract type name	GDS Contract
Purpose of contract	General
Contract start date	01/03/2008
Contract end date	

16/17 Contracted general activity (UDA)	10,638
Carry forward general activity (UDA)	-14
16/17 Contracted orthodontic activity (UOA)	0
Carry forward orthodontic activity (UOA)	0
Baseline contract value	£299,314.75

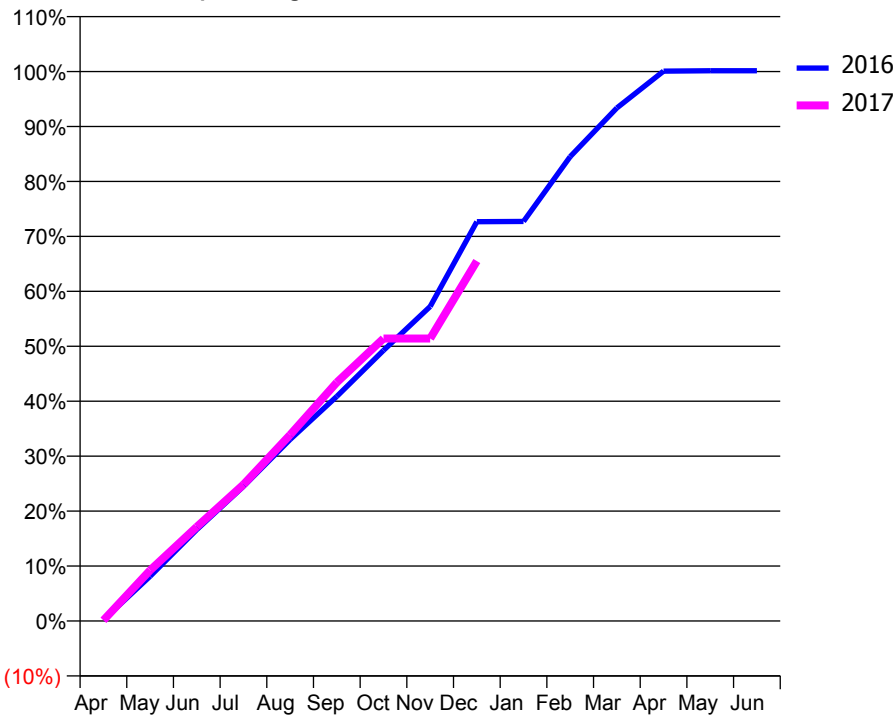
ACCESS*

Patients seen in 24 months	Total	Change since previous quarter
Quarter ending December 2015	3,427	
Quarter ending March 2016	3,479	→
Quarter ending June 2016	3,533	→
Quarter ending September 2016	3,554	→
Quarter ending December 2016	3,635	↑
Variance since December 2015	6.1%	↑



ACTIVITY

Cumulative percentage of contracted UDA delivered 2016 & 2017



Month	Adjusted Scheduled Activity (UDA)	
	2016	2017
April	22	14
May	865	982
June	1,770	1,823
July	2,607	2,643
August	3,514	3,606
September	4,350	4,619
October	5,238	5,469
November	6,088	5,469
December	7,731	6,968
January	7,735	
February	8,990	
March	9,931	
April	10,644	
May	10,652	
June	10,652	

QUALITY

	Quantity	Base Number	Contract	AT	Region	England
% of FP17s for the same patient ID Re-attending within 3 months - Children	37	973	3.8%	12.1%	11.9%	12.4%
% of FP17s for the same patient ID Re-attending within 3 months - Adults	249	2,290	10.9%	17.2%	16.5%	16.6%
% of FP17s for the same patient ID Re-attending between 3 & 9 months - Children	455	973	46.8%	55.4%	60.2%	57.5%
% of FP17s for the same patient ID Re-attending between 3 & 9 months - Adults	1,001	2,290	43.7%	48.6%	52.0%	50.4%
% of FP17s for Band 1 Urgent Courses	246	3,015	8.2%	10.8%	9.5%	9.1%
% of FP17s Relating to Free Repair or Replacements	0	3,015	0.0%	0.6%	0.7%	0.8%
% of FP17s Relating to Continuations	0	3,015	0.0%	1.0%	1.2%	1.3%
% of Patients satisfied with the dentistry they have received	14	17	82.4%	92.1%	92.9%	92.7%
% of Patients satisfied with the time they had to wait for an appointment	15	17	88.2%	87.9%	88.8%	88.8%

* This is based on patients treated on this contract for their most recent course of treatment. Figures in italics indicate the base number of FP17s or Patient Questionnaire responses are less than 100. N/A is shown where the base number of responses is less than 10 during the period. % is calculated as Quantity/Base number*100

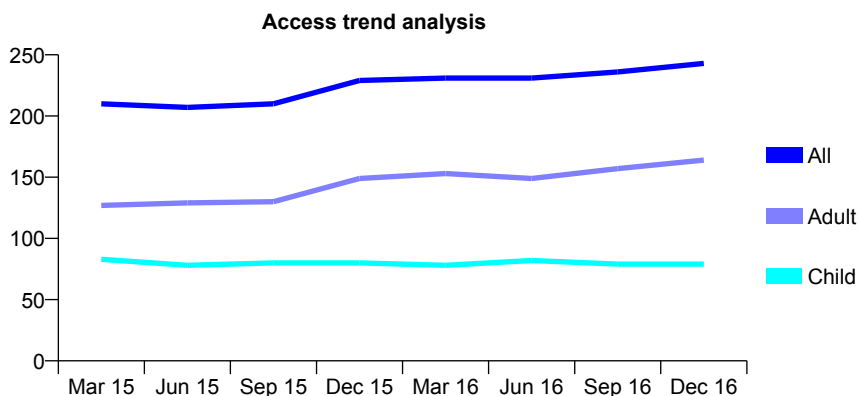
Q67 - Vital Signs At a Glance Contract Report for 773727/0001 - December 2016

Name or company name	MR PK MOO
Contract type name	GDS Contract
Purpose of contract	General
Contract start date	01/04/2006
Contract end date	

16/17 Contracted general activity (UDA)	545
Carry forward general activity (UDA)	-11
16/17 Contracted orthodontic activity (UOA)	0
Carry forward orthodontic activity (UOA)	0
Baseline contract value	£12,410.96

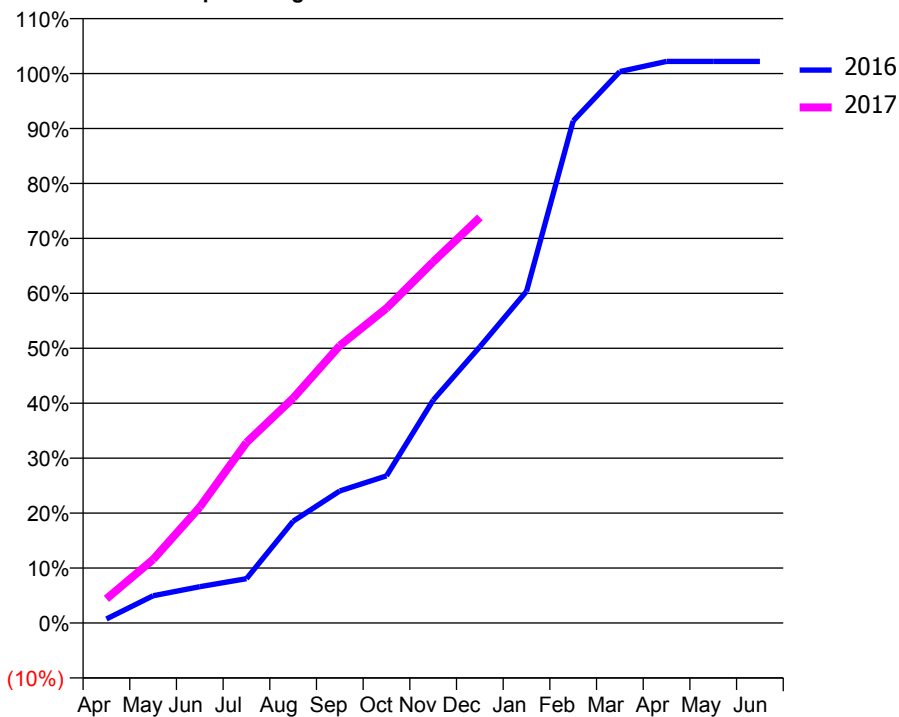
ACCESS*

Patients seen in 24 months	Total	Change since previous quarter
Quarter ending December 2015	229	
Quarter ending March 2016	231	→
Quarter ending June 2016	231	→
Quarter ending September 2016	236	↑
Quarter ending December 2016	243	↑
Variance since December 2015	6.1%	↑



ACTIVITY

Cumulative percentage of contracted UDA delivered 2016 & 2017



Month	Adjusted Scheduled Activity (UDA)	
	2016	2017
April	4	24
May	27	63
June	36	115
July	44	179
August	101	223
September	131	275
October	146	312
November	221	358
December	274	402
January	329	
February	498	
March	547	
April	557	
May	557	
June	557	

QUALITY

	Quantity	Base Number	Contract	AT	Region	England
% of FP17s for the same patient ID Re-attending within 3 months - Children	7	100	7.0%	12.1%	11.9%	12.4%
% of FP17s for the same patient ID Re-attending within 3 months - Adults	1	81	1.2%	17.2%	16.5%	16.6%
% of FP17s for the same patient ID Re-attending between 3 & 9 months - Children	64	100	64.0%	55.4%	60.2%	57.5%
% of FP17s for the same patient ID Re-attending between 3 & 9 months - Adults	23	81	28.4%	48.6%	52.0%	50.4%
% of FP17s for Band 1 Urgent Courses	1	177	0.6%	10.8%	9.5%	9.1%
% of FP17s Relating to Free Repair or Replacements	0	177	0.0%	0.6%	0.7%	0.8%
% of FP17s Relating to Continuations	0	177	0.0%	1.0%	1.2%	1.3%
% of Patients satisfied with the dentistry they have received	1	1	N/A	92.1%	92.9%	92.7%
% of Patients satisfied with the time they had to wait for an appointment	1	1	N/A	87.9%	88.8%	88.8%

* This is based on patients treated on this contract for their most recent course of treatment. Figures in italics indicate the base number of FP17s or Patient Questionnaire responses are less than 100. N/A is shown where the base number of responses is less than 10 during the period. % is calculated as Quantity/Base number*100

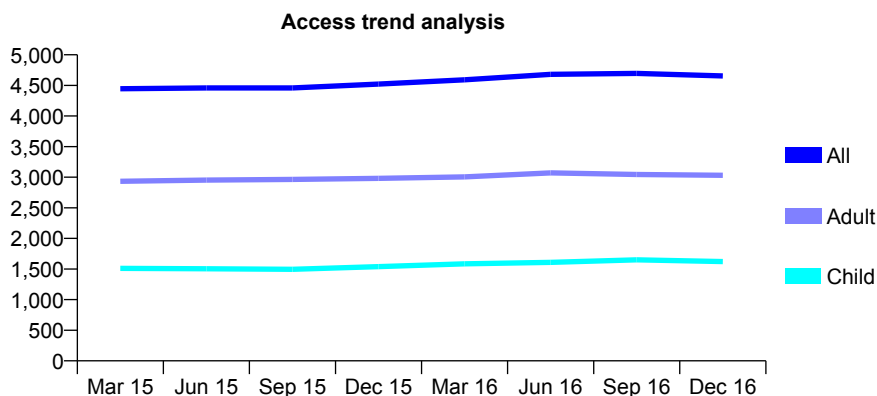
Q67 - Vital Signs At a Glance Contract Report for 776009/0002 - December 2016

Name or company name	MISS R RAY
Contract type name	GDS Contract
Purpose of contract	General
Contract start date	01/04/2009
Contract end date	

16/17 Contracted general activity (UDA)	10,262
Carry forward general activity (UDA)	-102
16/17 Contracted orthodontic activity (UOA)	0
Carry forward orthodontic activity (UOA)	0
Baseline contract value	£269,018.51

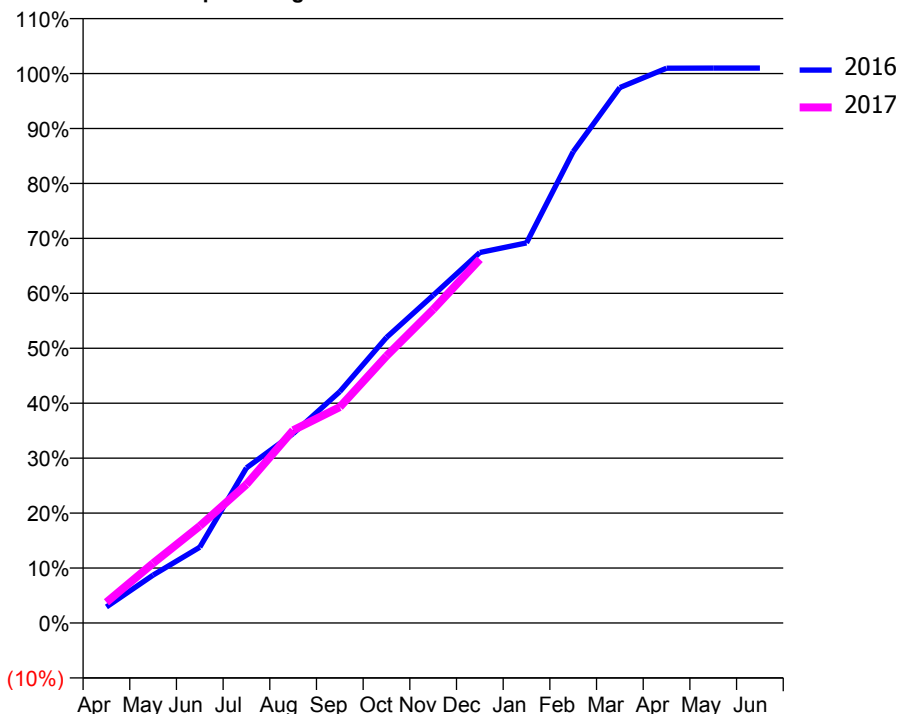
ACCESS*

Patients seen in 24 months	Total	Change since previous quarter
Quarter ending December 2015	4,521	
Quarter ending March 2016	4,591	→
Quarter ending June 2016	4,681	→
Quarter ending September 2016	4,695	→
Quarter ending December 2016	4,654	→
Variance since December 2015	2.9%	↑



ACTIVITY

Cumulative percentage of contracted UDA delivered 2016 & 2017



Month	Adjusted Scheduled Activity (UDA)	
	2016	2017
April	300	388
May	895	1,117
June	1,416	1,811
July	2,897	2,588
August	3,537	3,599
September	4,322	4,032
October	5,332	4,986
November	6,119	5,856
December	6,919	6,793
January	7,099	
February	8,801	
March	9,999	
April	10,362	
May	10,363	
June	10,364	

QUALITY

	Quantity	Base Number	Contract	AT	Region	England
% of FP17s for the same patient ID Re-attending within 3 months - Children	78	1,213	6.4%	12.1%	11.9%	12.4%
% of FP17s for the same patient ID Re-attending within 3 months - Adults	421	2,374	17.7%	17.2%	16.5%	16.6%
% of FP17s for the same patient ID Re-attending between 3 & 9 months - Children	380	1,213	31.3%	55.4%	60.2%	57.5%
% of FP17s for the same patient ID Re-attending between 3 & 9 months - Adults	667	2,374	28.1%	48.6%	52.0%	50.4%
% of FP17s for Band 1 Urgent Courses	389	2,911	13.4%	10.8%	9.5%	9.1%
% of FP17s Relating to Free Repair or Replacements	27	2,911	0.9%	0.6%	0.7%	0.8%
% of FP17s Relating to Continuations	40	2,911	1.4%	1.0%	1.2%	1.3%
% of Patients satisfied with the dentistry they have received	5	5	N/A	92.1%	92.9%	92.7%
% of Patients satisfied with the time they had to wait for an appointment	4	5	N/A	87.9%	88.8%	88.8%

* This is based on patients treated on this contract for their most recent course of treatment. Figures in italics indicate the base number of FP17s or Patient Questionnaire responses are less than 100. N/A is shown where the base number of responses is less than 10 during the period. % is calculated as Quantity/Base number*100

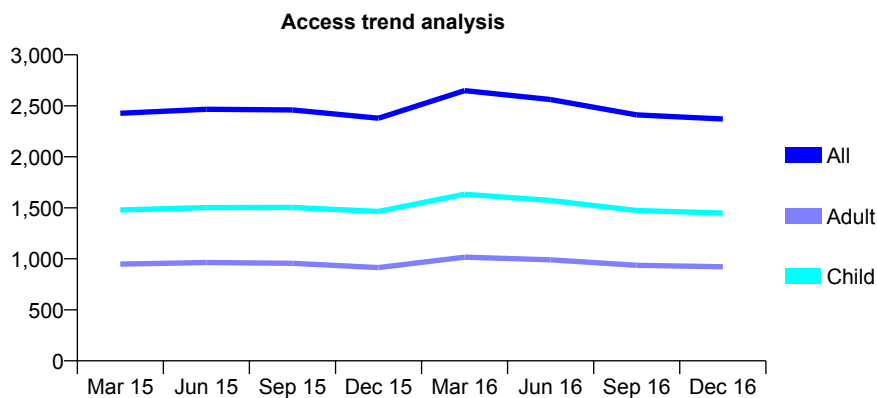
Q67 - Vital Signs At a Glance Contract Report for 781282/0001 - December 2016

Name or company name	MR H WALIA
Contract type name	GDS Contract
Purpose of contract	General
Contract start date	01/04/2006
Contract end date	

16/17 Contracted general activity (UDA)	6,898
Carry forward general activity (UDA)	2
16/17 Contracted orthodontic activity (UOA)	0
Carry forward orthodontic activity (UOA)	0
Baseline contract value	£189,370.05

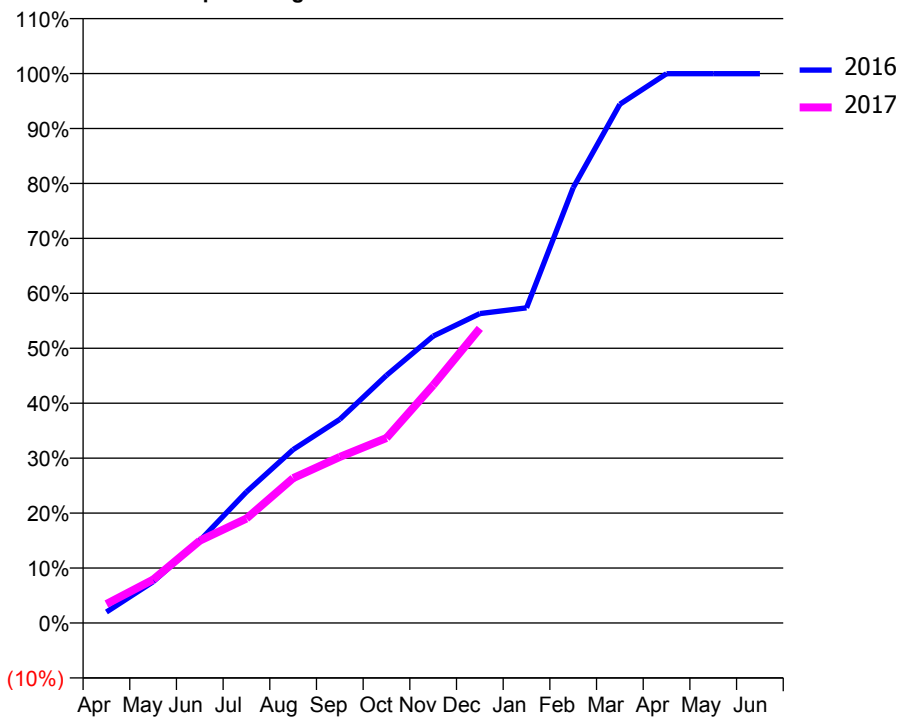
ACCESS*

Patients seen in 24 months	Total	Change since previous quarter
Quarter ending December 2015	2,379	
Quarter ending March 2016	2,649	↑
Quarter ending June 2016	2,562	↓
Quarter ending September 2016	2,411	↓
Quarter ending December 2016	2,371	↓
Variance since December 2015	(0.3%)	→



ACTIVITY

Cumulative percentage of contracted UDA delivered 2016 & 2017



Month	Adjusted Scheduled Activity (UDA)	
	2016	2017
April	138	239
May	518	544
June	1,034	1,034
July	1,647	1,311
August	2,177	1,819
September	2,557	2,085
October	3,109	2,322
November	3,602	2,986
December	3,885	3,699
January	3,956	
February	5,465	
March	6,512	
April	6,896	
May	6,896	
June	6,896	

QUALITY

	Quantity	Base Number	Contract	AT	Region	England
% of FP17s for the same patient ID Re-attending within 3 months - Children	99	1,352	7.3%	12.1%	11.9%	12.4%
% of FP17s for the same patient ID Re-attending within 3 months - Adults	145	748	19.4%	17.2%	16.5%	16.6%
% of FP17s for the same patient ID Re-attending between 3 & 9 months - Children	685	1,352	50.7%	55.4%	60.2%	57.5%
% of FP17s for the same patient ID Re-attending between 3 & 9 months - Adults	315	748	42.1%	48.6%	52.0%	50.4%
% of FP17s for Band 1 Urgent Courses	176	1,791	9.8%	10.8%	9.5%	9.1%
% of FP17s Relating to Free Repair or Replacements	11	1,791	0.6%	0.6%	0.7%	0.8%
% of FP17s Relating to Continuations	18	1,791	1.0%	1.0%	1.2%	1.3%
% of Patients satisfied with the dentistry they have received	2	3	N/A	92.1%	92.9%	92.7%
% of Patients satisfied with the time they had to wait for an appointment	2	3	N/A	87.9%	88.8%	88.8%

* This is based on patients treated on this contract for their most recent course of treatment. Figures in italics indicate the base number of FP17s or Patient Questionnaire responses are less than 100. N/A is shown where the base number of responses is less than 10 during the period. % is calculated as Quantity/Base number*100

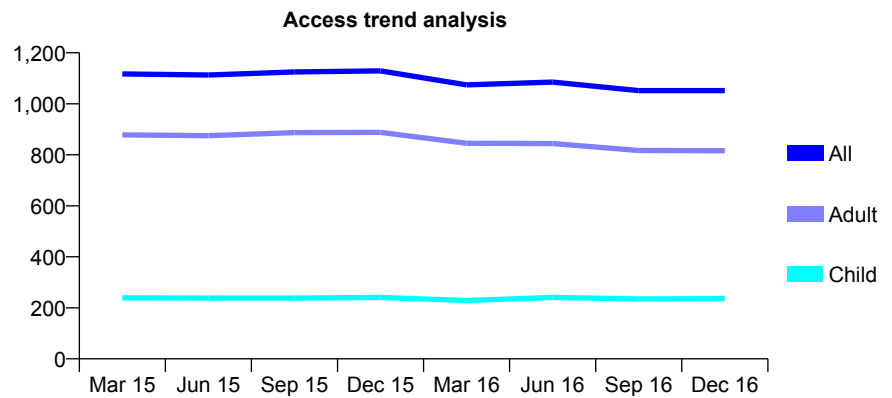
Q67 - Vital Signs At a Glance Contract Report for 784184/0001 - December 2016

Name or company name	MR MW RICHTER
Contract type name	GDS Contract
Purpose of contract	General
Contract start date	01/03/2012
Contract end date	

16/17 Contracted general activity (UDA)	3,837
Carry forward general activity (UDA)	12
16/17 Contracted orthodontic activity (UOA)	0
Carry forward orthodontic activity (UOA)	0
Baseline contract value	£117,174.50

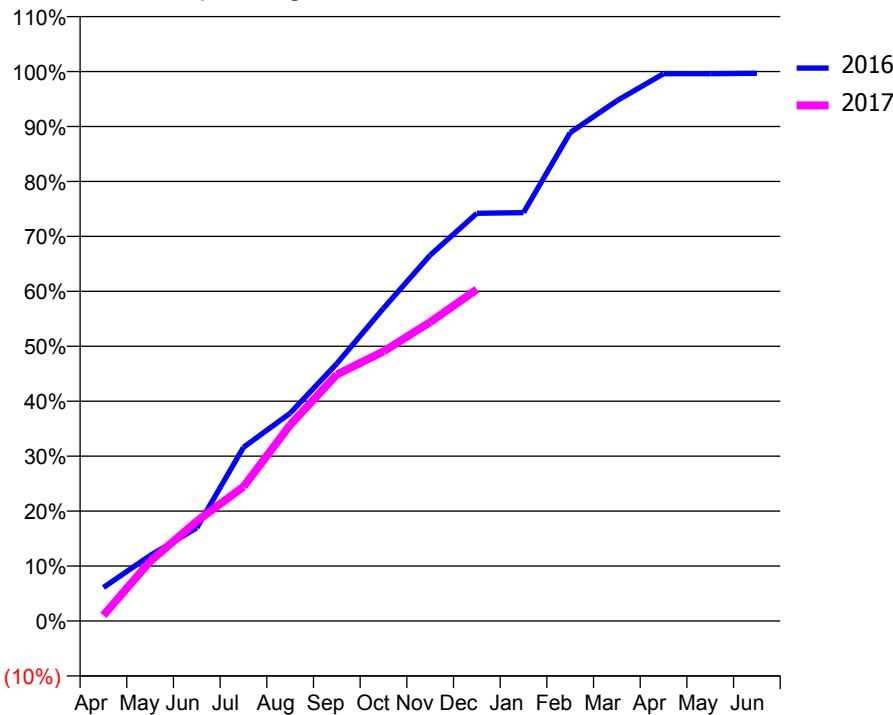
ACCESS*

Patients seen in 24 months	Total	Change since previous quarter
Quarter ending December 2015	1,129	
Quarter ending March 2016	1,074	↓
Quarter ending June 2016	1,085	→
Quarter ending September 2016	1,052	↓
Quarter ending December 2016	1,052	→
Variance since December 2015	(6.8%)	↓



ACTIVITY

Cumulative percentage of contracted UDA delivered 2016 & 2017



Month	Adjusted Scheduled Activity (UDA)	
	2016	2017
April	234	39
May	457	416
June	651	697
July	1,212	937
August	1,451	1,369
September	1,798	1,721
October	2,184	1,882
November	2,555	2,087
December	2,847	2,315
January	2,851	
February	3,411	
March	3,632	
April	3,821	
May	3,821	
June	3,825	

QUALITY

	Quantity	Base Number	Contract	AT	Region	England
% of FP17s for the same patient ID Re-attending within 3 months - Children	23	276	8.3%	12.1%	11.9%	12.4%
% of FP17s for the same patient ID Re-attending within 3 months - Adults	108	645	16.7%	17.2%	16.5%	16.6%
% of FP17s for the same patient ID Re-attending between 3 & 9 months - Children	178	276	64.5%	55.4%	60.2%	57.5%
% of FP17s for the same patient ID Re-attending between 3 & 9 months - Adults	274	645	42.5%	48.6%	52.0%	50.4%
% of FP17s for Band 1 Urgent Courses	85	846	10.0%	10.8%	9.5%	9.1%
% of FP17s Relating to Free Repair or Replacements	2	846	0.2%	0.6%	0.7%	0.8%
% of FP17s Relating to Continuations	26	846	3.1%	1.0%	1.2%	1.3%
% of Patients satisfied with the dentistry they have received	0	0	N/A	92.1%	92.9%	92.7%
% of Patients satisfied with the time they had to wait for an appointment	0	0	N/A	87.9%	88.8%	88.8%

* This is based on patients treated on this contract for their most recent course of treatment. Figures in italics indicate the base number of FP17s or Patient Questionnaire responses are less than 100. N/A is shown where the base number of responses is less than 10 during the period. % is calculated as Quantity/Base number*100

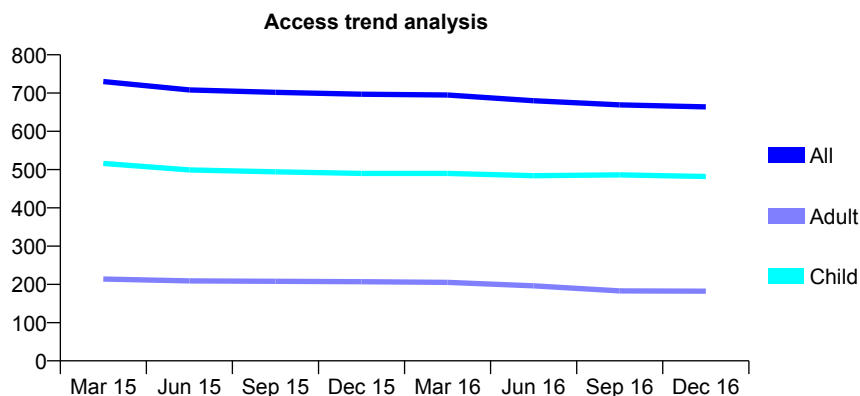
Q67 - Vital Signs At a Glance Contract Report for 810177/0001 - December 2016

Name or company name	MR CJ BAKER
Contract type name	GDS Contract
Purpose of contract	General
Contract start date	01/04/2006
Contract end date	

16/17 Contracted general activity (UDA)	1,400
Carry forward general activity (UDA)	22
16/17 Contracted orthodontic activity (UOA)	0
Carry forward orthodontic activity (UOA)	0
Baseline contract value	£31,115.94

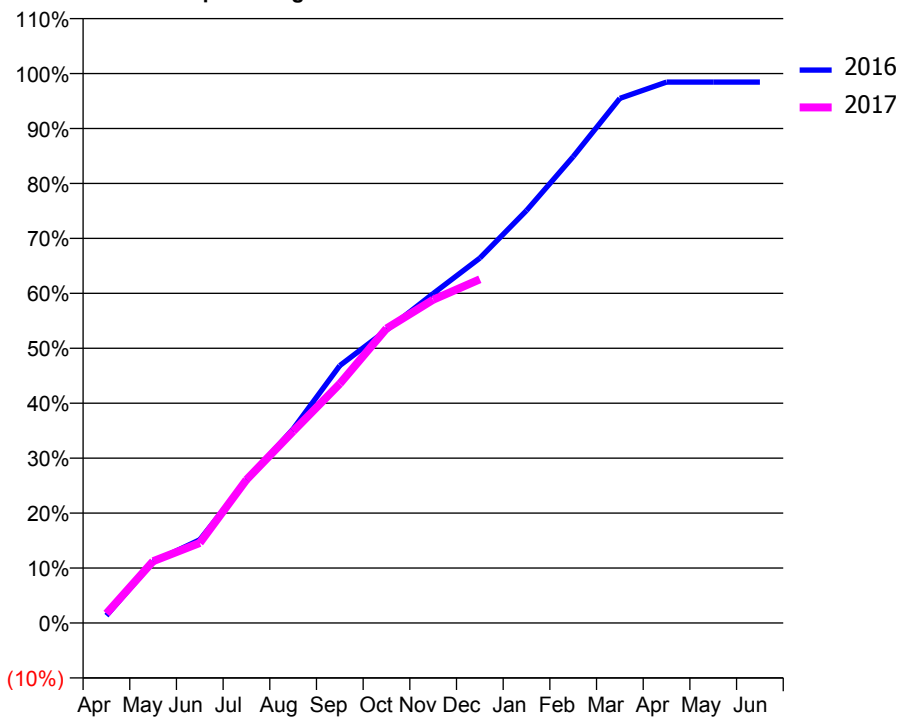
ACCESS*

Patients seen in 24 months	Total	Change since previous quarter
Quarter ending December 2015	697	
Quarter ending March 2016	695	→
Quarter ending June 2016	680	↓
Quarter ending September 2016	669	↓
Quarter ending December 2016	664	→
Variance since December 2015	(4.7%)	↓



ACTIVITY

Cumulative percentage of contracted UDA delivered 2016 & 2017



Month	Adjusted Scheduled Activity (UDA)	
	2016	2017
April	19	24
May	156	158
June	212	204
July	363	365
August	494	488
September	656	610
October	746	750
November	839	824
December	930	876
January	1,051	
February	1,188	
March	1,337	
April	1,378	
May	1,378	
June	1,378	

QUALITY

	Quantity	Base Number	Contract	AT	Region	England
% of FP17s for the same patient ID Re-attending within 3 months - Children	30	523	5.7%	12.1%	11.9%	12.4%
% of FP17s for the same patient ID Re-attending within 3 months - Adults	14	121	11.6%	17.2%	16.5%	16.6%
% of FP17s for the same patient ID Re-attending between 3 & 9 months - Children	341	523	65.2%	55.4%	60.2%	57.5%
% of FP17s for the same patient ID Re-attending between 3 & 9 months - Adults	70	121	57.9%	48.6%	52.0%	50.4%
% of FP17s for Band 1 Urgent Courses	14	622	2.3%	10.8%	9.5%	9.1%
% of FP17s Relating to Free Repair or Replacements	0	622	0.0%	0.6%	0.7%	0.8%
% of FP17s Relating to Continuations	0	622	0.0%	1.0%	1.2%	1.3%
% of Patients satisfied with the dentistry they have received	0	0	N/A	92.1%	92.9%	92.7%
% of Patients satisfied with the time they had to wait for an appointment	0	0	N/A	87.9%	88.8%	88.8%

* This is based on patients treated on this contract for their most recent course of treatment. Figures in italics indicate the base number of FP17s or Patient Questionnaire responses are less than 100. N/A is shown where the base number of responses is less than 10 during the period. % is calculated as Quantity/Base number*100

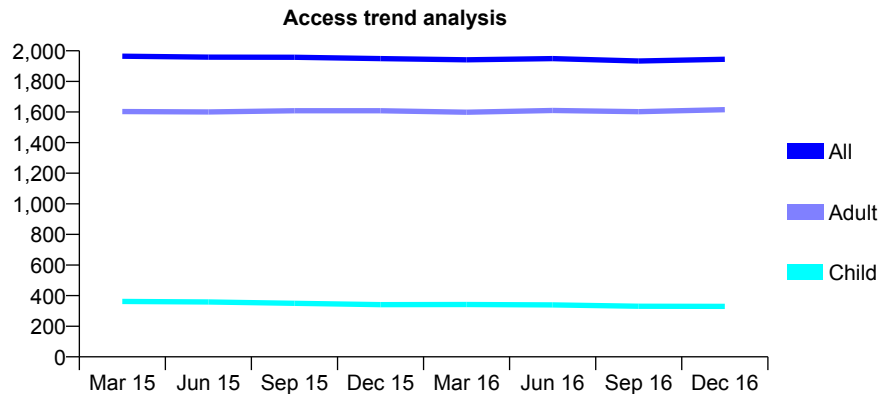
Q67 - Vital Signs At a Glance Contract Report for 817600/0001 - December 2016

Name or company name	MR RA LAURENS
Contract type name	GDS Contract
Purpose of contract	General
Contract start date	01/04/2006
Contract end date	

16/17 Contracted general activity (UDA)	7,275
Carry forward general activity (UDA)	-57
16/17 Contracted orthodontic activity (UOA)	0
Carry forward orthodontic activity (UOA)	0
Baseline contract value	£189,233.37

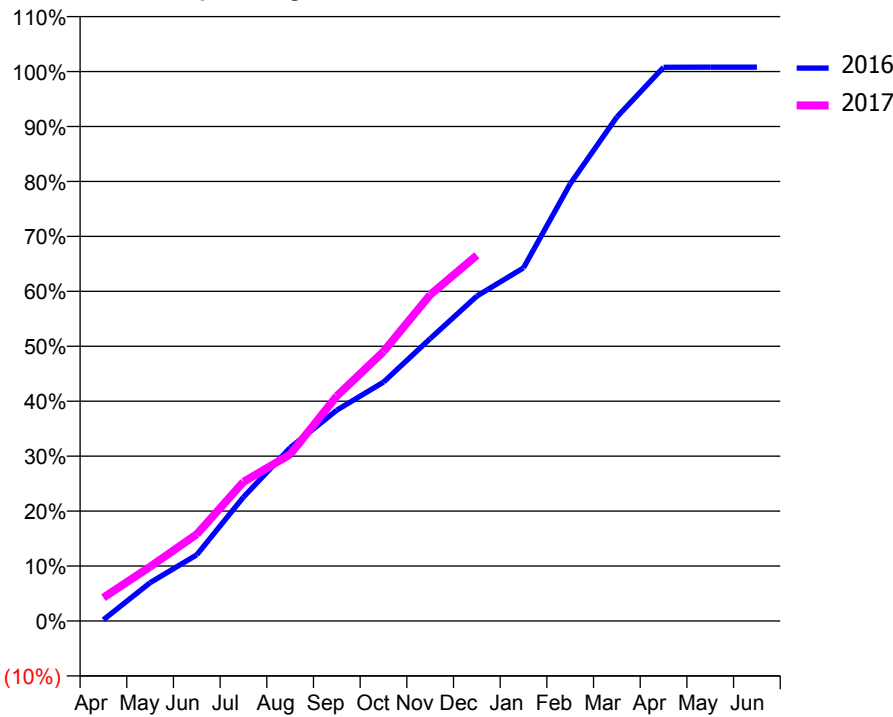
ACCESS*

Patients seen in 24 months	Total	Change since previous quarter
Quarter ending December 2015	1,949	
Quarter ending March 2016	1,941	→
Quarter ending June 2016	1,949	→
Quarter ending September 2016	1,933	→
Quarter ending December 2016	1,945	→
Variance since December 2015	(0.2%)	→



ACTIVITY

Cumulative percentage of contracted UDA delivered 2016 & 2017



Month	Adjusted Scheduled Activity (UDA)	
	2016	2017
April	16	310
May	507	719
June	877	1,148
July	1,641	1,843
August	2,294	2,206
September	2,793	2,979
October	3,163	3,568
November	3,739	4,319
December	4,301	4,842
January	4,676	
February	5,788	
March	6,672	
April	7,331	
May	7,332	
June	7,332	

QUALITY

	Quantity	Base Number	Contract	AT	Region	England
% of FP17s for the same patient ID Re-attending within 3 months - Children	11	403	2.7%	12.1%	11.9%	12.4%
% of FP17s for the same patient ID Re-attending within 3 months - Adults	118	1,986	5.9%	17.2%	16.5%	16.6%
% of FP17s for the same patient ID Re-attending between 3 & 9 months - Children	315	403	78.2%	55.4%	60.2%	57.5%
% of FP17s for the same patient ID Re-attending between 3 & 9 months - Adults	1,588	1,986	80.0%	48.6%	52.0%	50.4%
% of FP17s for Band 1 Urgent Courses	75	2,221	3.4%	10.8%	9.5%	9.1%
% of FP17s Relating to Free Repair or Replacements	6	2,221	0.3%	0.6%	0.7%	0.8%
% of FP17s Relating to Continuations	0	2,221	0.0%	1.0%	1.2%	1.3%
% of Patients satisfied with the dentistry they have received	8	8	N/A	92.1%	92.9%	92.7%
% of Patients satisfied with the time they had to wait for an appointment	8	8	N/A	87.9%	88.8%	88.8%

* This is based on patients treated on this contract for their most recent course of treatment. Figures in italics indicate the base number of FP17s or Patient Questionnaire responses are less than 100. N/A is shown where the base number of responses is less than 10 during the period. % is calculated as Quantity/Base number*100

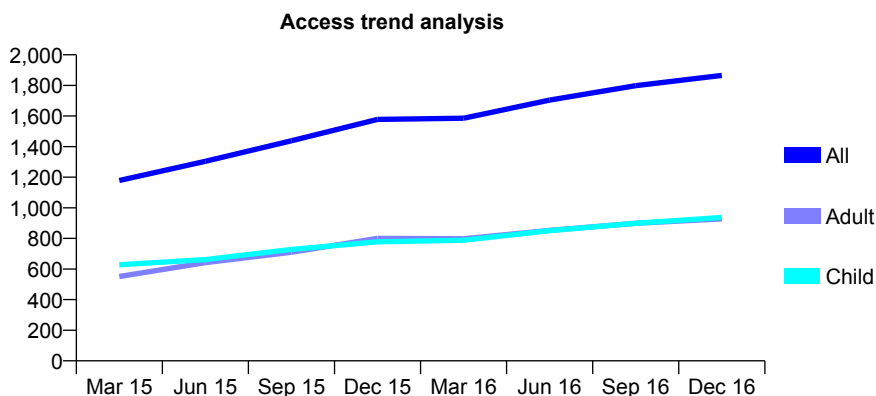
Q67 - Vital Signs At a Glance Contract Report for 819565/0001 - December 2016

Name or company name	MR MN SOUTHON
Contract type name	GDS Contract
Purpose of contract	General and Orthodontic
Contract start date	06/09/2012
Contract end date	

16/17 Contracted general activity (UDA)	4,528
Carry forward general activity (UDA)	-14
16/17 Contracted orthodontic activity (UOA)	0
Carry forward orthodontic activity (UOA)	0
Baseline contract value	£112,671.10

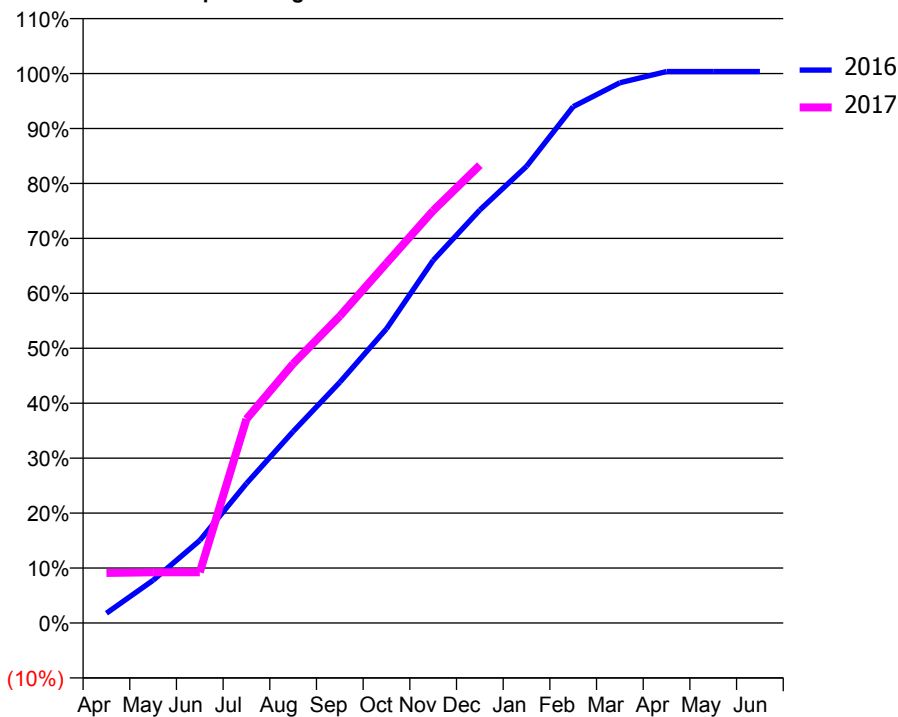
ACCESS*

Patients seen in 24 months	Total	Change since previous quarter
Quarter ending December 2015	1,578	
Quarter ending March 2016	1,586	→
Quarter ending June 2016	1,704	↑
Quarter ending September 2016	1,798	↑
Quarter ending December 2016	1,865	↑
Variance since December 2015	18.2%	↑



ACTIVITY

Cumulative percentage of contracted UDA delivered 2016 & 2017



Month	Adjusted Scheduled Activity (UDA)	
	2016	2017
April	71	413
May	310	418
June	600	418
July	1,013	1,680
August	1,390	2,137
September	1,748	2,529
October	2,136	2,966
November	2,632	3,398
December	2,999	3,773
January	3,315	
February	3,749	
March	3,922	
April	4,003	
May	4,003	
June	4,003	

QUALITY

	Quantity	Base Number	Contract	AT	Region	England
% of FP17s for the same patient ID Re-attending within 3 months - Children	81	1,115	7.3%	12.1%	11.9%	12.4%
% of FP17s for the same patient ID Re-attending within 3 months - Adults	84	795	10.6%	17.2%	16.5%	16.6%
% of FP17s for the same patient ID Re-attending between 3 & 9 months - Children	566	1,115	50.8%	55.4%	60.2%	57.5%
% of FP17s for the same patient ID Re-attending between 3 & 9 months - Adults	358	795	45.0%	48.6%	52.0%	50.4%
% of FP17s for Band 1 Urgent Courses	58	1,853	3.1%	10.8%	9.5%	9.1%
% of FP17s Relating to Free Repair or Replacements	0	1,853	0.0%	0.6%	0.7%	0.8%
% of FP17s Relating to Continuations	39	1,853	2.1%	1.0%	1.2%	1.3%
% of Patients satisfied with the dentistry they have received	2	2	N/A	92.1%	92.9%	92.7%
% of Patients satisfied with the time they had to wait for an appointment	2	2	N/A	87.9%	88.8%	88.8%

* This is based on patients treated on this contract for their most recent course of treatment. Figures in italics indicate the base number of FP17s or Patient Questionnaire responses are less than 100. N/A is shown where the base number of responses is less than 10 during the period. % is calculated as Quantity/Base number*100

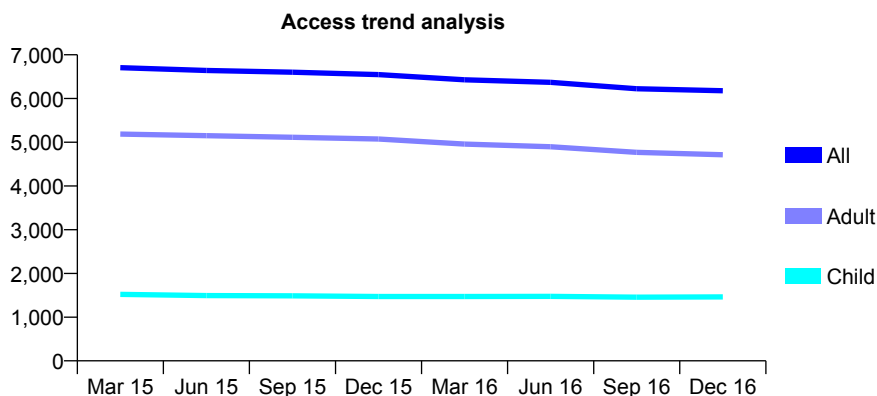
Q67 - Vital Signs At a Glance Contract Report for 820008/0001 - December 2016

Name or company name	MR PW MAUTHE
Contract type name	GDS Contract
Purpose of contract	General
Contract start date	01/04/2006
Contract end date	

16/17 Contracted general activity (UDA)	17,666
Carry forward general activity (UDA)	0
16/17 Contracted orthodontic activity (UOA)	0
Carry forward orthodontic activity (UOA)	0
Baseline contract value	£431,940.66

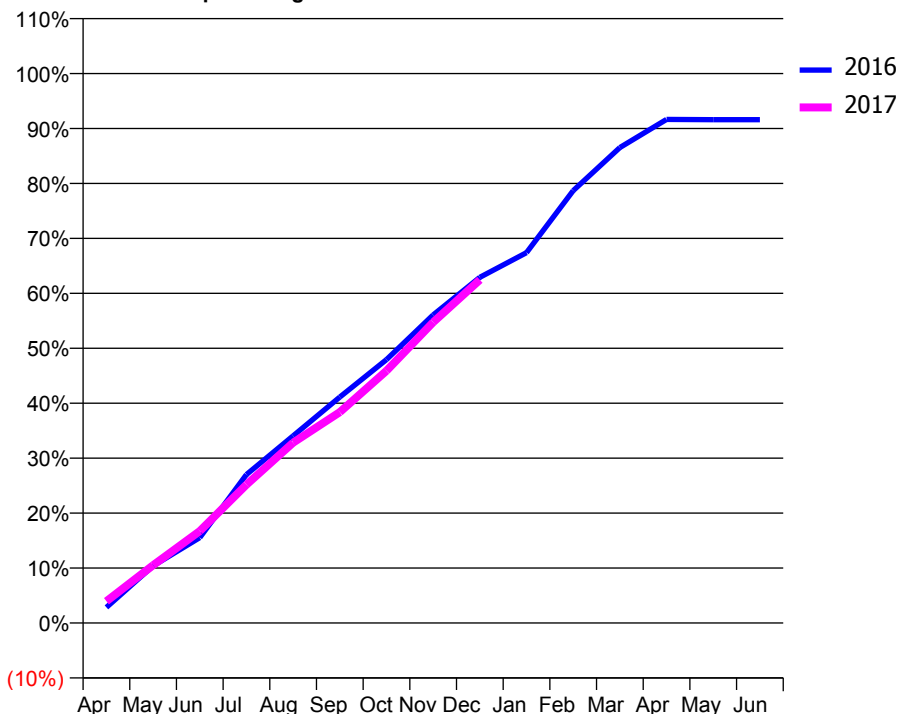
ACCESS*

Patients seen in 24 months	Total	Change since previous quarter
Quarter ending December 2015	6,547	
Quarter ending March 2016	6,429	↓
Quarter ending June 2016	6,371	→
Quarter ending September 2016	6,225	↓
Quarter ending December 2016	6,177	→
Variance since December 2015	(5.7%)	↓



ACTIVITY

Cumulative percentage of contracted UDA delivered 2016 & 2017



Month	Adjusted Scheduled Activity (UDA)	
	2016	2017
April	505	703
May	1,838	1,857
June	2,748	2,954
July	4,772	4,449
August	6,016	5,799
September	7,265	6,780
October	8,469	8,110
November	9,905	9,671
December	11,116	11,033
January	11,906	
February	13,902	
March	15,285	
April	16,189	
May	16,183	
June	16,183	

QUALITY

	Quantity	Base Number	Contract	AT	Region	England
% of FP17s for the same patient ID Re-attending within 3 months - Children	86	1,386	6.2%	12.1%	11.9%	12.4%
% of FP17s for the same patient ID Re-attending within 3 months - Adults	677	4,158	16.3%	17.2%	16.5%	16.6%
% of FP17s for the same patient ID Re-attending between 3 & 9 months - Children	593	1,386	42.8%	55.4%	60.2%	57.5%
% of FP17s for the same patient ID Re-attending between 3 & 9 months - Adults	1,609	4,158	38.7%	48.6%	52.0%	50.4%
% of FP17s for Band 1 Urgent Courses	549	4,976	11.0%	10.8%	9.5%	9.1%
% of FP17s Relating to Free Repair or Replacements	21	4,976	0.4%	0.6%	0.7%	0.8%
% of FP17s Relating to Continuations	61	4,976	1.2%	1.0%	1.2%	1.3%
% of Patients satisfied with the dentistry they have received	10	11	90.9%	92.1%	92.9%	92.7%
% of Patients satisfied with the time they had to wait for an appointment	8	11	72.7%	87.9%	88.8%	88.8%

* This is based on patients treated on this contract for their most recent course of treatment. Figures in italics indicate the base number of FP17s or Patient Questionnaire responses are less than 100. N/A is shown where the base number of responses is less than 10 during the period. % is calculated as Quantity/Base number*100

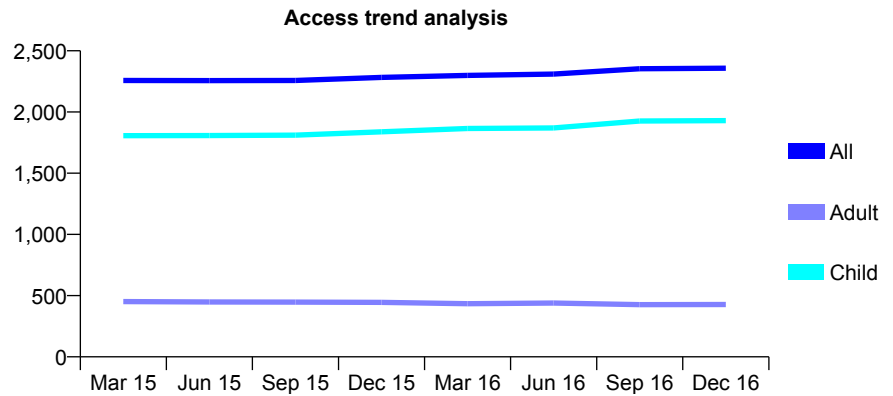
Q67 - Vital Signs At a Glance Contract Report for 822671/0001 - December 2016

Name or company name	MR SV PETER
Contract type name	GDS Contract
Purpose of contract	General
Contract start date	01/04/2006
Contract end date	

16/17 Contracted general activity (UDA)	4,900
Carry forward general activity (UDA)	-30
16/17 Contracted orthodontic activity (UOA)	0
Carry forward orthodontic activity (UOA)	0
Baseline contract value	£119,806.93

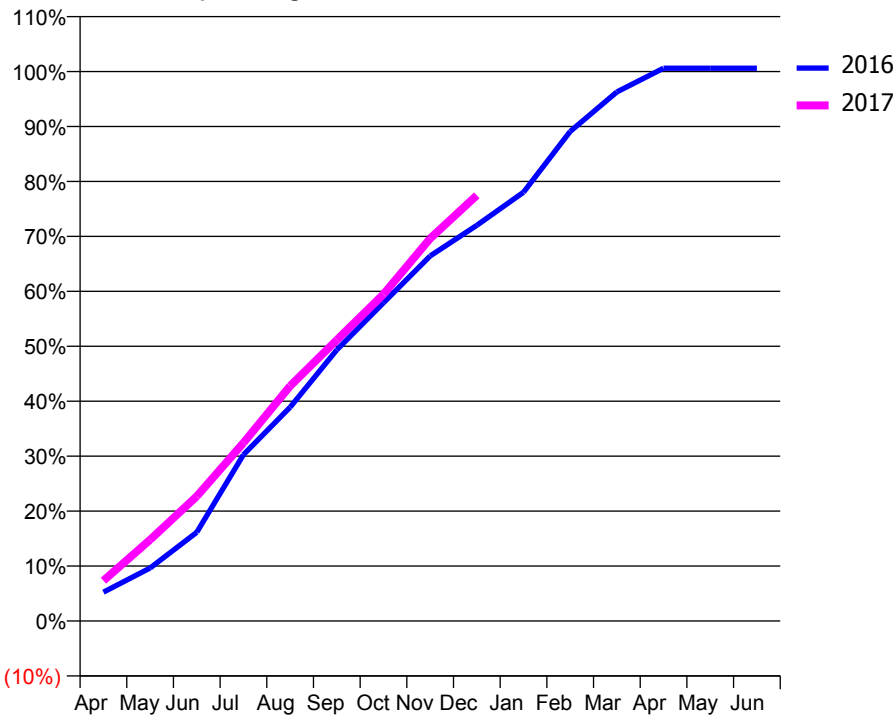
ACCESS*

Patients seen in 24 months	Total	Change since previous quarter
Quarter ending December 2015	2,283	
Quarter ending March 2016	2,299	→
Quarter ending June 2016	2,310	→
Quarter ending September 2016	2,353	→
Quarter ending December 2016	2,358	→
Variance since December 2015	3.3%	↑



ACTIVITY

Cumulative percentage of contracted UDA delivered 2016 & 2017



Month	Adjusted Scheduled Activity (UDA)	
	2016	2017
April	257	359
May	472	725
June	791	1,113
July	1,483	1,589
August	1,906	2,096
September	2,418	2,505
October	2,838	2,914
November	3,255	3,411
December	3,529	3,796
January	3,823	
February	4,365	
March	4,718	
April	4,929	
May	4,929	
June	4,930	

QUALITY

	Quantity	Base Number	Contract	AT	Region	England
% of FP17s for the same patient ID Re-attending within 3 months - Children	159	2,148	7.4%	12.1%	11.9%	12.4%
% of FP17s for the same patient ID Re-attending within 3 months - Adults	33	238	13.9%	17.2%	16.5%	16.6%
% of FP17s for the same patient ID Re-attending between 3 & 9 months - Children	1,163	2,148	54.1%	55.4%	60.2%	57.5%
% of FP17s for the same patient ID Re-attending between 3 & 9 months - Adults	141	238	59.2%	48.6%	52.0%	50.4%
% of FP17s for Band 1 Urgent Courses	96	2,243	4.3%	10.8%	9.5%	9.1%
% of FP17s Relating to Free Repair or Replacements	0	2,243	0.0%	0.6%	0.7%	0.8%
% of FP17s Relating to Continuations	0	2,243	0.0%	1.0%	1.2%	1.3%
% of Patients satisfied with the dentistry they have received	5	5	N/A	92.1%	92.9%	92.7%
% of Patients satisfied with the time they had to wait for an appointment	5	5	N/A	87.9%	88.8%	88.8%

* This is based on patients treated on this contract for their most recent course of treatment. Figures in italics indicate the base number of FP17s or Patient Questionnaire responses are less than 100. N/A is shown where the base number of responses is less than 10 during the period. % is calculated as Quantity/Base number*100

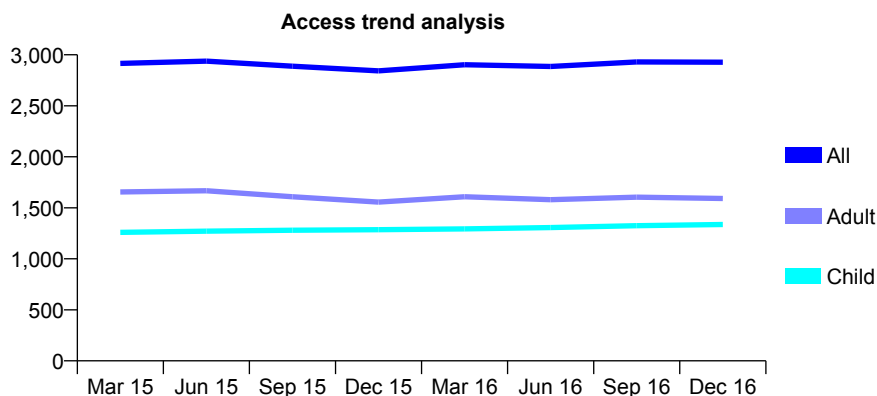
Q67 - Vital Signs At a Glance Contract Report for 828963/0001 - December 2016

Name or company name	MR SM PEARCE
Contract type name	GDS Contract
Purpose of contract	General
Contract start date	01/04/2006
Contract end date	

16/17 Contracted general activity (UDA)	4,413
Carry forward general activity (UDA)	-80
16/17 Contracted orthodontic activity (UOA)	0
Carry forward orthodontic activity (UOA)	0
Baseline contract value	£107,899.60

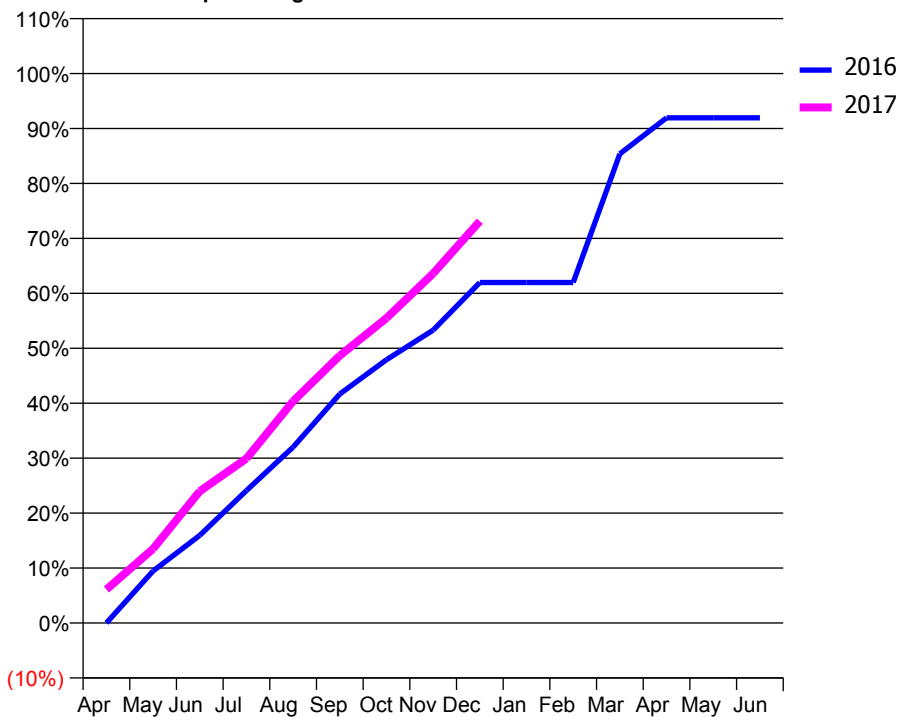
ACCESS*

Patients seen in 24 months	Total	Change since previous quarter
Quarter ending December 2015	2,842	
Quarter ending March 2016	2,902	↑
Quarter ending June 2016	2,886	→
Quarter ending September 2016	2,930	→
Quarter ending December 2016	2,928	→
Variance since December 2015	3.0%	↑



ACTIVITY

Cumulative percentage of contracted UDA delivered 2016 & 2017



Month	Adjusted Scheduled Activity (UDA)	
	2016	2017
April	1	269
May	418	596
June	704	1,058
July	1,064	1,321
August	1,413	1,781
September	1,839	2,147
October	2,114	2,448
November	2,352	2,807
December	2,734	3,227
January	2,734	
February	2,734	
March	3,768	
April	4,057	
May	4,057	
June	4,057	

QUALITY

	Quantity	Base Number	Contract	AT	Region	England
% of FP17s for the same patient ID Re-attending within 3 months - Children	43	1,382	3.1%	12.1%	11.9%	12.4%
% of FP17s for the same patient ID Re-attending within 3 months - Adults	33	1,180	2.8%	17.2%	16.5%	16.6%
% of FP17s for the same patient ID Re-attending between 3 & 9 months - Children	696	1,382	50.4%	55.4%	60.2%	57.5%
% of FP17s for the same patient ID Re-attending between 3 & 9 months - Adults	487	1,180	41.3%	48.6%	52.0%	50.4%
% of FP17s for Band 1 Urgent Courses	0	2,310	0.0%	10.8%	9.5%	9.1%
% of FP17s Relating to Free Repair or Replacements	0	2,310	0.0%	0.6%	0.7%	0.8%
% of FP17s Relating to Continuations	11	2,310	0.5%	1.0%	1.2%	1.3%
% of Patients satisfied with the dentistry they have received	8	8	N/A	92.1%	92.9%	92.7%
% of Patients satisfied with the time they had to wait for an appointment	8	8	N/A	87.9%	88.8%	88.8%

* This is based on patients treated on this contract for their most recent course of treatment. Figures in italics indicate the base number of FP17s or Patient Questionnaire responses are less than 100. N/A is shown where the base number of responses is less than 10 during the period. % is calculated as Quantity/Base number*100

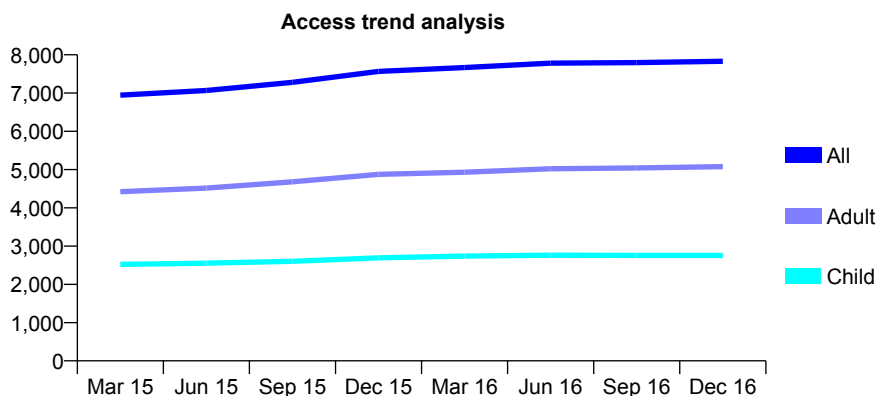
Q67 - Vital Signs At a Glance Contract Report for 829285/0003 - December 2016

Name or company name	MRS CO ADELOYE
Contract type name	GDS Contract
Purpose of contract	General
Contract start date	08/12/2006
Contract end date	

16/17 Contracted general activity (UDA)	21,200
Carry forward general activity (UDA)	-82
16/17 Contracted orthodontic activity (UOA)	0
Carry forward orthodontic activity (UOA)	0
Baseline contract value	£514,968.51

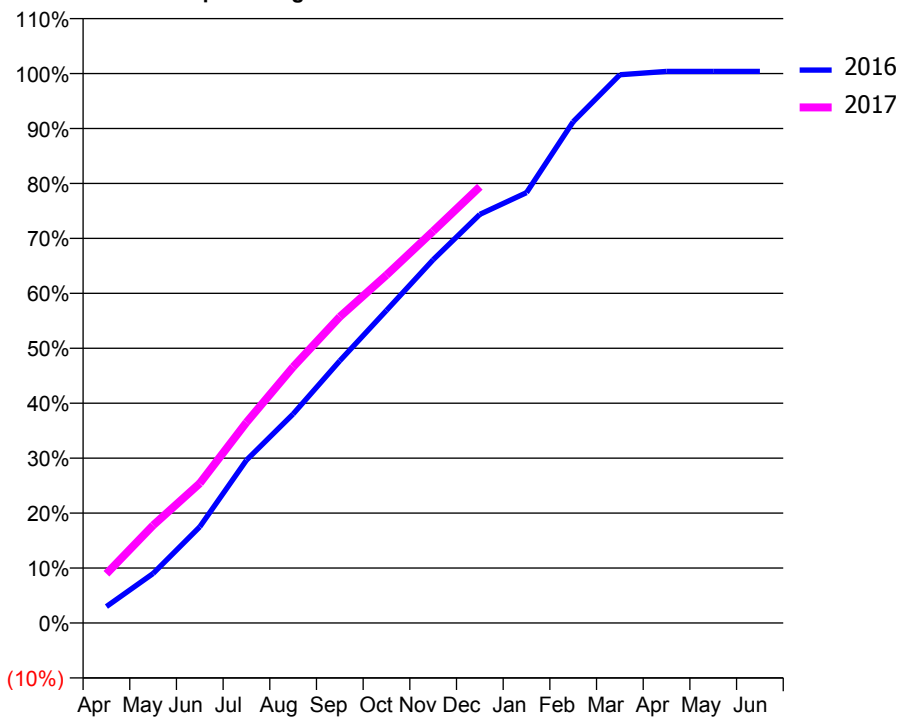
ACCESS*

Patients seen in 24 months	Total	Change since previous quarter
Quarter ending December 2015	7,567	
Quarter ending March 2016	7,667	→
Quarter ending June 2016	7,782	→
Quarter ending September 2016	7,797	→
Quarter ending December 2016	7,831	→
Variance since December 2015	3.5%	↑



ACTIVITY

Cumulative percentage of contracted UDA delivered 2016 & 2017



Month	Adjusted Scheduled Activity (UDA)	
	2016	2017
April	637	1,899
May	1,913	3,768
June	3,710	5,387
July	6,285	7,739
August	8,067	9,880
September	10,115	11,816
October	12,063	13,426
November	14,019	15,120
December	15,766	16,832
January	16,604	
February	19,343	
March	21,154	
April	21,281	
May	21,282	
June	21,282	

QUALITY

	Quantity	Base Number	Contract	AT	Region	England
% of FP17s for the same patient ID Re-attending within 3 months - Children	126	2,541	5.0%	12.1%	11.9%	12.4%
% of FP17s for the same patient ID Re-attending within 3 months - Adults	603	4,413	13.7%	17.2%	16.5%	16.6%
% of FP17s for the same patient ID Re-attending between 3 & 9 months - Children	1,223	2,541	48.1%	55.4%	60.2%	57.5%
% of FP17s for the same patient ID Re-attending between 3 & 9 months - Adults	1,751	4,413	39.7%	48.6%	52.0%	50.4%
% of FP17s for Band 1 Urgent Courses	583	6,893	8.5%	10.8%	9.5%	9.1%
% of FP17s Relating to Free Repair or Replacements	94	6,893	1.4%	0.6%	0.7%	0.8%
% of FP17s Relating to Continuations	50	6,893	0.7%	1.0%	1.2%	1.3%
% of Patients satisfied with the dentistry they have received	13	14	92.9%	92.1%	92.9%	92.7%
% of Patients satisfied with the time they had to wait for an appointment	14	14	100.0%	87.9%	88.8%	88.8%

* This is based on patients treated on this contract for their most recent course of treatment. Figures in italics indicate the base number of FP17s or Patient Questionnaire responses are less than 100. N/A is shown where the base number of responses is less than 10 during the period. % is calculated as Quantity/Base number*100

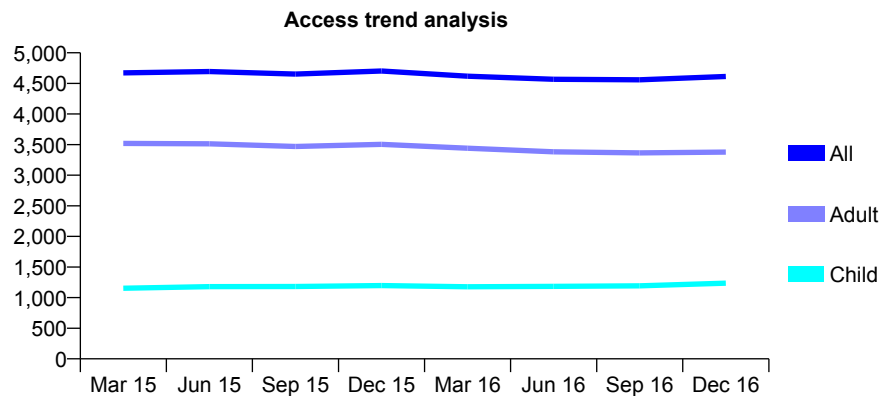
Q67 - Vital Signs At a Glance Contract Report for 829285/0004 - December 2016

Name or company name	MRS CO ADELOYE
Contract type name	GDS Contract
Purpose of contract	General
Contract start date	02/07/2007
Contract end date	

16/17 Contracted general activity (UDA)	16,500
Carry forward general activity (UDA)	0
16/17 Contracted orthodontic activity (UOA)	0
Carry forward orthodontic activity (UOA)	0
Baseline contract value	£354,118.70

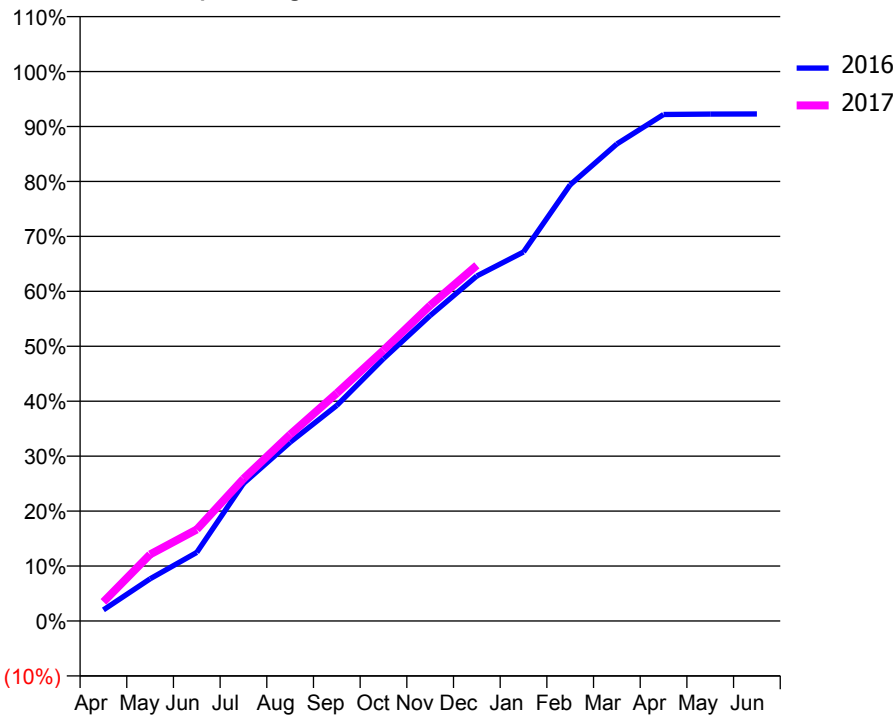
ACCESS*

Patients seen in 24 months	Total	Change since previous quarter
Quarter ending December 2015	4,702	
Quarter ending March 2016	4,618	↓
Quarter ending June 2016	4,567	↓
Quarter ending September 2016	4,558	→
Quarter ending December 2016	4,614	→
Variance since December 2015	(1.9%)	↓



ACTIVITY

Cumulative percentage of contracted UDA delivered 2016 & 2017



Month	Adjusted Scheduled Activity (UDA)	
	2016	2017
April	332	575
May	1,268	2,002
June	2,059	2,749
July	4,130	4,269
August	5,368	5,599
September	6,472	6,842
October	7,877	8,129
November	9,171	9,477
December	10,359	10,679
January	11,080	
February	13,101	
March	14,325	
April	15,209	
May	15,221	
June	15,224	

QUALITY

	Quantity	Base Number	Contract	AT	Region	England
% of FP17s for the same patient ID Re-attending within 3 months - Children	103	1,300	7.9%	12.1%	11.9%	12.4%
% of FP17s for the same patient ID Re-attending within 3 months - Adults	664	3,459	19.2%	17.2%	16.5%	16.6%
% of FP17s for the same patient ID Re-attending between 3 & 9 months - Children	630	1,300	48.5%	55.4%	60.2%	57.5%
% of FP17s for the same patient ID Re-attending between 3 & 9 months - Adults	1,466	3,459	42.4%	48.6%	52.0%	50.4%
% of FP17s for Band 1 Urgent Courses	569	4,403	12.9%	10.8%	9.5%	9.1%
% of FP17s Relating to Free Repair or Replacements	52	4,403	1.2%	0.6%	0.7%	0.8%
% of FP17s Relating to Continuations	45	4,403	1.0%	1.0%	1.2%	1.3%
% of Patients satisfied with the dentistry they have received	7	7	N/A	92.1%	92.9%	92.7%
% of Patients satisfied with the time they had to wait for an appointment	7	7	N/A	87.9%	88.8%	88.8%

* This is based on patients treated on this contract for their most recent course of treatment. Figures in italics indicate the base number of FP17s or Patient Questionnaire responses are less than 100. N/A is shown where the base number of responses is less than 10 during the period. % is calculated as Quantity/Base number*100

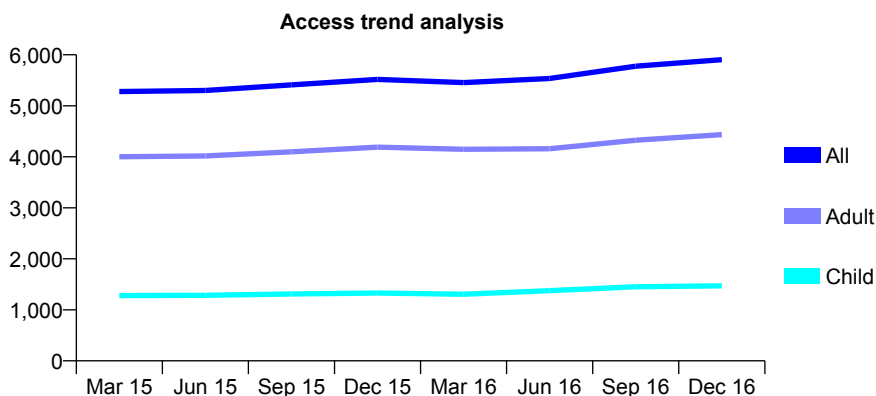
Q67 - Vital Signs At a Glance Contract Report for 829285/0005 - December 2016

Name or company name	MRS CO ADELOYE
Contract type name	GDS Contract
Purpose of contract	General
Contract start date	01/06/2008
Contract end date	

16/17 Contracted general activity (UDA)	18,000
Carry forward general activity (UDA)	518
16/17 Contracted orthodontic activity (UOA)	0
Carry forward orthodontic activity (UOA)	0
Baseline contract value	£427,532.62

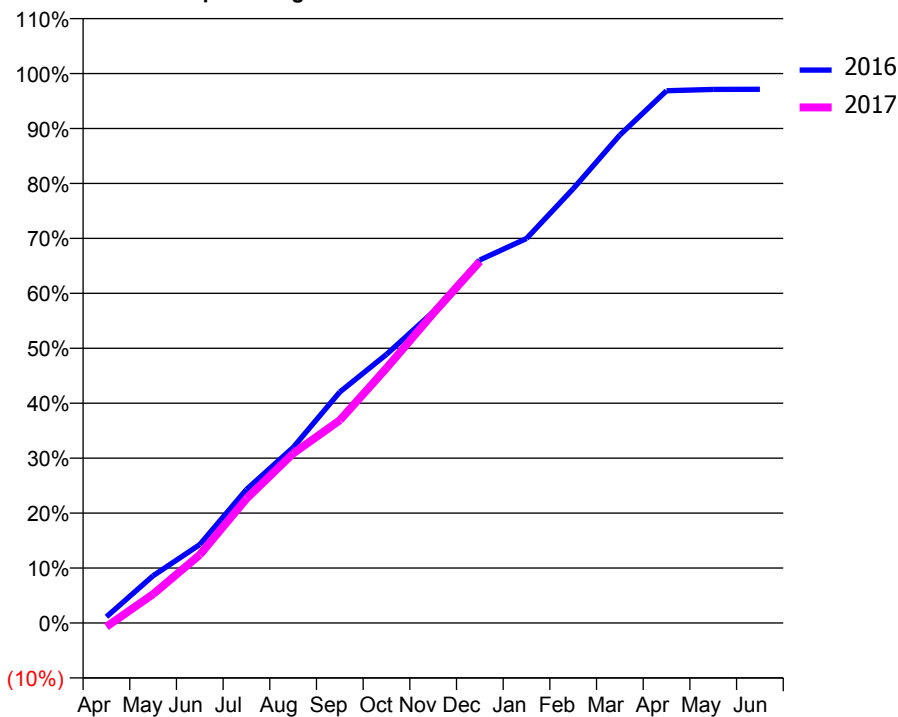
ACCESS*

Patients seen in 24 months	Total	Change since previous quarter
Quarter ending December 2015	5,518	
Quarter ending March 2016	5,455	↓
Quarter ending June 2016	5,535	→
Quarter ending September 2016	5,777	↑
Quarter ending December 2016	5,904	↑
Variance since December 2015	7.0%	↑



ACTIVITY

Cumulative percentage of contracted UDA delivered 2016 & 2017



Month	Adjusted Scheduled Activity (UDA)	
	2016	2017
April	205	-124
May	1,550	944
June	2,571	2,233
July	4,373	4,074
August	5,751	5,555
September	7,566	6,643
October	8,800	8,348
November	10,189	10,142
December	11,893	11,845
January	12,597	
February	14,227	
March	15,985	
April	17,436	
May	17,479	
June	17,482	

QUALITY

	Quantity	Base Number	Contract	AT	Region	England
% of FP17s for the same patient ID Re-attending within 3 months - Children	119	1,579	7.5%	12.1%	11.9%	12.4%
% of FP17s for the same patient ID Re-attending within 3 months - Adults	729	4,379	16.6%	17.2%	16.5%	16.6%
% of FP17s for the same patient ID Re-attending between 3 & 9 months - Children	690	1,579	43.7%	55.4%	60.2%	57.5%
% of FP17s for the same patient ID Re-attending between 3 & 9 months - Adults	1,729	4,379	39.5%	48.6%	52.0%	50.4%
% of FP17s for Band 1 Urgent Courses	605	5,385	11.2%	10.8%	9.5%	9.1%
% of FP17s Relating to Free Repair or Replacements	93	5,385	1.7%	0.6%	0.7%	0.8%
% of FP17s Relating to Continuations	109	5,385	2.0%	1.0%	1.2%	1.3%
% of Patients satisfied with the dentistry they have received	10	10	100.0%	92.1%	92.9%	92.7%
% of Patients satisfied with the time they had to wait for an appointment	10	10	100.0%	87.9%	88.8%	88.8%

* This is based on patients treated on this contract for their most recent course of treatment. Figures in italics indicate the base number of FP17s or Patient Questionnaire responses are less than 100. N/A is shown where the base number of responses is less than 10 during the period. % is calculated as Quantity/Base number*100

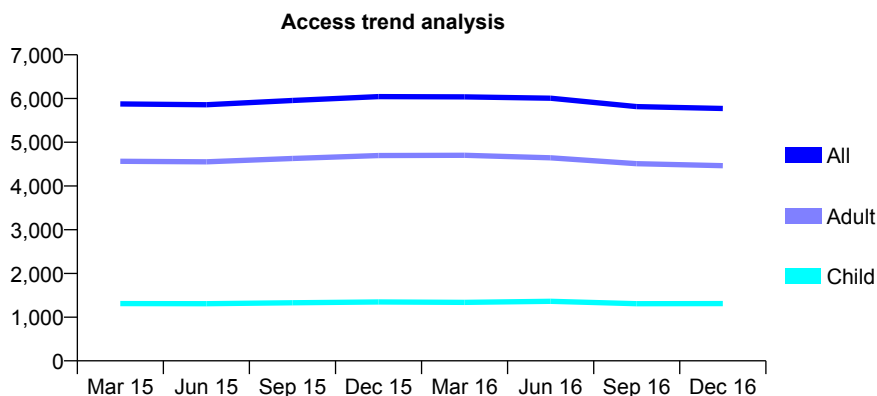
Q67 - Vital Signs At a Glance Contract Report for 844292/0001 - December 2016

Name or company name	The Patel and Murphy Partnership
Contract type name	GDS Contract
Purpose of contract	General
Contract start date	01/04/2006
Contract end date	

16/17 Contracted general activity (UDA)	15,454
Carry forward general activity (UDA)	-285
16/17 Contracted orthodontic activity (UOA)	0
Carry forward orthodontic activity (UOA)	0
Baseline contract value	£382,002.30

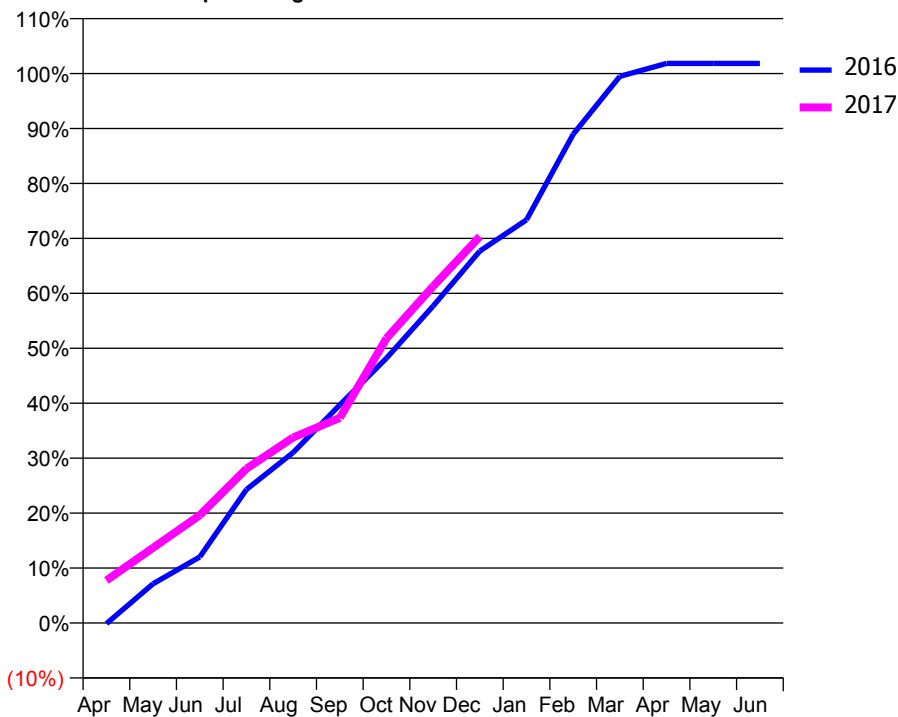
ACCESS*

Patients seen in 24 months	Total	Change since previous quarter
Quarter ending December 2015	6,045	
Quarter ending March 2016	6,039	→
Quarter ending June 2016	6,006	→
Quarter ending September 2016	5,816	↓
Quarter ending December 2016	5,773	→
Variance since December 2015	(4.5%)	↓



ACTIVITY

Cumulative percentage of contracted UDA delivered 2016 & 2017



Month	Adjusted Scheduled Activity (UDA)	
	2016	2017
April	-22	1,197
May	1,106	2,117
June	1,858	3,034
July	3,755	4,340
August	4,793	5,217
September	6,134	5,770
October	7,449	8,008
November	8,915	9,470
December	10,460	10,870
January	11,338	
February	13,747	
March	15,375	
April	15,739	
May	15,739	
June	15,739	

QUALITY

	Quantity	Base Number	Contract	AT	Region	England
% of FP17s for the same patient ID Re-attending within 3 months - Children	54	1,198	4.5%	12.1%	11.9%	12.4%
% of FP17s for the same patient ID Re-attending within 3 months - Adults	509	3,938	12.9%	17.2%	16.5%	16.6%
% of FP17s for the same patient ID Re-attending between 3 & 9 months - Children	614	1,198	51.3%	55.4%	60.2%	57.5%
% of FP17s for the same patient ID Re-attending between 3 & 9 months - Adults	1,868	3,938	47.4%	48.6%	52.0%	50.4%
% of FP17s for Band 1 Urgent Courses	404	5,065	8.0%	10.8%	9.5%	9.1%
% of FP17s Relating to Free Repair or Replacements	78	5,065	1.5%	0.6%	0.7%	0.8%
% of FP17s Relating to Continuations	54	5,065	1.1%	1.0%	1.2%	1.3%
% of Patients satisfied with the dentistry they have received	6	7	N/A	92.1%	92.9%	92.7%
% of Patients satisfied with the time they had to wait for an appointment	7	7	N/A	87.9%	88.8%	88.8%

* This is based on patients treated on this contract for their most recent course of treatment. Figures in italics indicate the base number of FP17s or Patient Questionnaire responses are less than 100. N/A is shown where the base number of responses is less than 10 during the period. % is calculated as Quantity/Base number*100

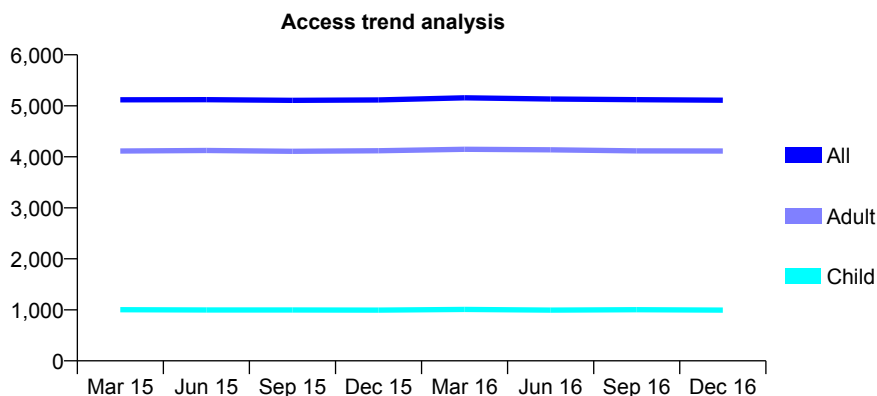
Q67 - Vital Signs At a Glance Contract Report for 847259/0001 - December 2016

Name or company name	MR GT HAMILL
Contract type name	GDS Contract
Purpose of contract	General
Contract start date	01/04/2006
Contract end date	

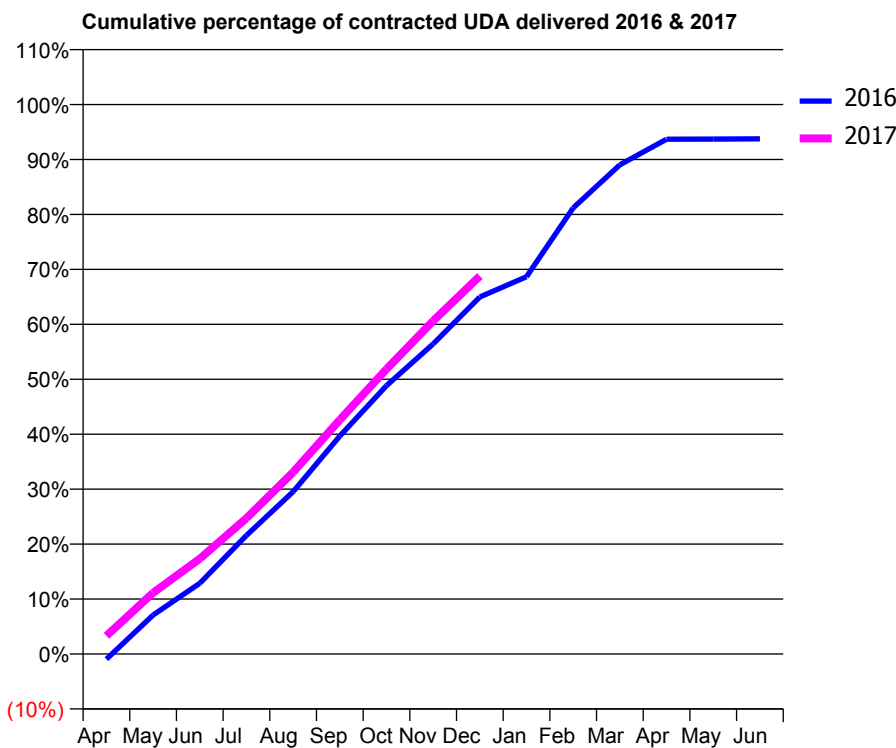
16/17 Contracted general activity (UDA)	18,773
Carry forward general activity (UDA)	0
16/17 Contracted orthodontic activity (UOA)	0
Carry forward orthodontic activity (UOA)	0
Baseline contract value	£417,244.19

ACCESS*

Patients seen in 24 months	Total	Change since previous quarter
Quarter ending December 2015	5,115	
Quarter ending March 2016	5,157	→
Quarter ending June 2016	5,133	→
Quarter ending September 2016	5,119	→
Quarter ending December 2016	5,109	→
Variance since December 2015	(0.1%)	→



ACTIVITY



Month	Adjusted Scheduled Activity (UDA)	
	2016	2017
April	-180	621
May	1,334	2,093
June	2,418	3,257
July	4,053	4,639
August	5,545	6,211
September	7,448	8,003
October	9,169	9,731
November	10,595	11,382
December	12,200	12,913
January	12,889	
February	15,241	
March	16,714	
April	17,588	
May	17,592	
June	17,600	

QUALITY

	Quantity	Base Number	Contract	AT	Region	England
% of FP17s for the same patient ID Re-attending within 3 months - Children	74	1,323	5.6%	12.1%	11.9%	12.4%
% of FP17s for the same patient ID Re-attending within 3 months - Adults	712	5,085	14.0%	17.2%	16.5%	16.6%
% of FP17s for the same patient ID Re-attending between 3 & 9 months - Children	990	1,323	74.8%	55.4%	60.2%	57.5%
% of FP17s for the same patient ID Re-attending between 3 & 9 months - Adults	3,367	5,085	66.2%	48.6%	52.0%	50.4%
% of FP17s for Band 1 Urgent Courses	309	5,994	5.2%	10.8%	9.5%	9.1%
% of FP17s Relating to Free Repair or Replacements	143	5,994	2.4%	0.6%	0.7%	0.8%
% of FP17s Relating to Continuations	122	5,994	2.0%	1.0%	1.2%	1.3%
% of Patients satisfied with the dentistry they have received	20	20	100.0%	92.1%	92.9%	92.7%
% of Patients satisfied with the time they had to wait for an appointment	19	20	95.0%	87.9%	88.8%	88.8%

* This is based on patients treated on this contract for their most recent course of treatment. Figures in italics indicate the base number of FP17s or Patient Questionnaire responses are less than 100. N/A is shown where the base number of responses is less than 10 during the period. % is calculated as Quantity/Base number*100

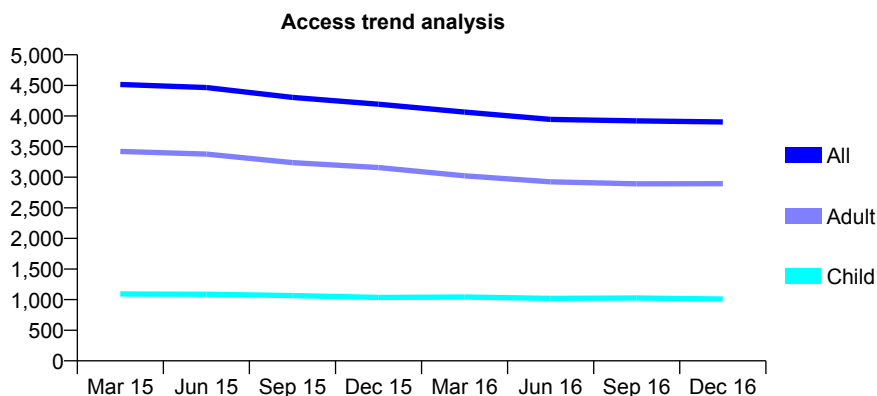
Q67 - Vital Signs At a Glance Contract Report for 848220/0001 - December 2016

Name or company name	MS M RAMZANI
Contract type name	GDS Contract
Purpose of contract	General
Contract start date	01/04/2006
Contract end date	

16/17 Contracted general activity (UDA)	17,760
Carry forward general activity (UDA)	-98
16/17 Contracted orthodontic activity (UOA)	0
Carry forward orthodontic activity (UOA)	0
Baseline contract value	£438,999.03

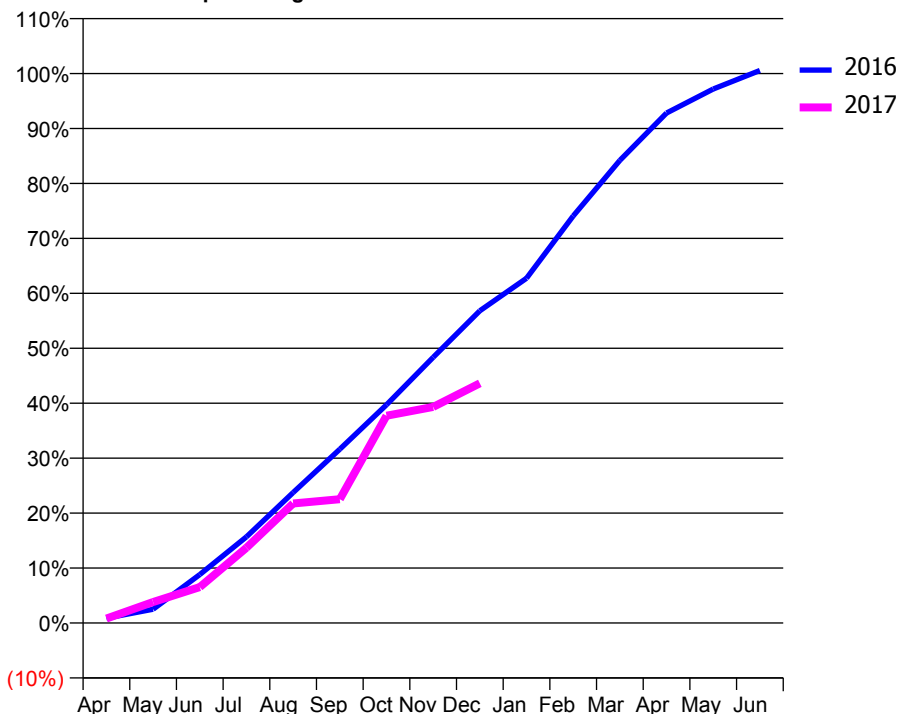
ACCESS*

Patients seen in 24 months	Total	Change since previous quarter
Quarter ending December 2015	4,193	
Quarter ending March 2016	4,064	↓
Quarter ending June 2016	3,945	↓
Quarter ending September 2016	3,920	→
Quarter ending December 2016	3,903	→
Variance since December 2015	(6.9%)	↓



ACTIVITY

Cumulative percentage of contracted UDA delivered 2016 & 2017



Month	Adjusted Scheduled Activity (UDA)	
	2016	2017
April	156	145
May	447	679
June	1,566	1,163
July	2,784	2,435
August	4,216	3,865
September	5,618	4,003
October	7,052	6,701
November	8,585	6,984
December	10,090	7,747
January	11,142	
February	13,155	
March	14,952	
April	16,482	
May	17,260	
June	17,858	

QUALITY

	Quantity	Base Number	Contract	AT	Region	England
% of FP17s for the same patient ID Re-attending within 3 months - Children	68	863	7.9%	12.1%	11.9%	12.4%
% of FP17s for the same patient ID Re-attending within 3 months - Adults	352	2,326	15.1%	17.2%	16.5%	16.6%
% of FP17s for the same patient ID Re-attending between 3 & 9 months - Children	303	863	35.1%	55.4%	60.2%	57.5%
% of FP17s for the same patient ID Re-attending between 3 & 9 months - Adults	848	2,326	36.5%	48.6%	52.0%	50.4%
% of FP17s for Band 1 Urgent Courses	246	2,418	10.2%	10.8%	9.5%	9.1%
% of FP17s Relating to Free Repair or Replacements	55	2,418	2.3%	0.6%	0.7%	0.8%
% of FP17s Relating to Continuations	20	2,418	0.8%	1.0%	1.2%	1.3%
% of Patients satisfied with the dentistry they have received	7	8	N/A	92.1%	92.9%	92.7%
% of Patients satisfied with the time they had to wait for an appointment	6	8	N/A	87.9%	88.8%	88.8%

* This is based on patients treated on this contract for their most recent course of treatment. Figures in italics indicate the base number of FP17s or Patient Questionnaire responses are less than 100. N/A is shown where the base number of responses is less than 10 during the period. % is calculated as Quantity/Base number*100

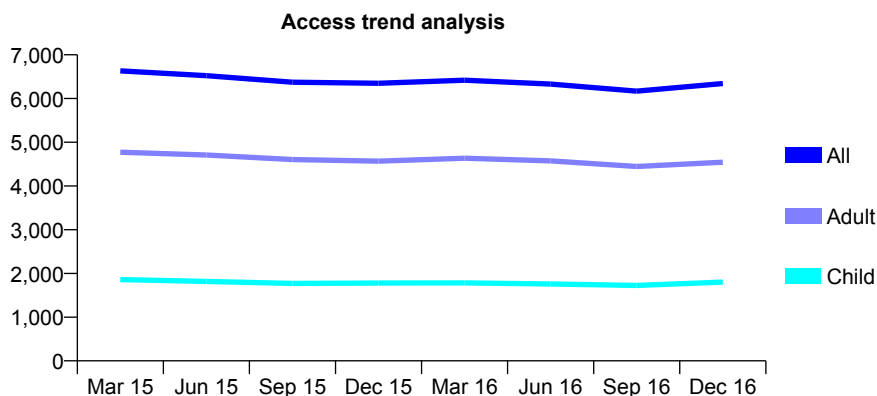
Q67 - Vital Signs At a Glance Contract Report for 855405/0001 - December 2016

Name or company name	MR M VAHID
Contract type name	GDS Contract
Purpose of contract	General
Contract start date	01/02/2007
Contract end date	

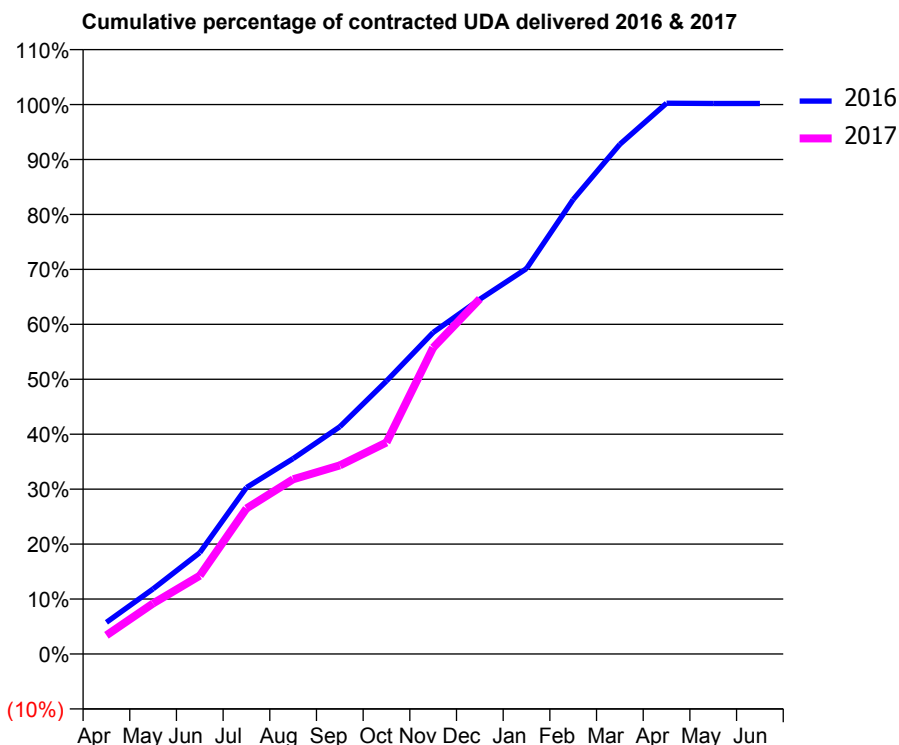
16/17 Contracted general activity (UDA)	17,664
Carry forward general activity (UDA)	-33
16/17 Contracted orthodontic activity (UOA)	0
Carry forward orthodontic activity (UOA)	0
Baseline contract value	£431,933.69

ACCESS*

Patients seen in 24 months	Total	Change since previous quarter
Quarter ending December 2015	6,349	
Quarter ending March 2016	6,419	→
Quarter ending June 2016	6,331	↓
Quarter ending September 2016	6,170	↓
Quarter ending December 2016	6,344	↑
Variance since December 2015	(0.1%)	→



ACTIVITY



Month	Adjusted Scheduled Activity (UDA)	
	2016	2017
April	1,020	602
May	2,093	1,625
June	3,258	2,520
July	5,352	4,679
August	6,280	5,620
September	7,306	6,062
October	8,778	6,799
November	10,337	9,847
December	11,404	11,416
January	12,391	
February	14,610	
March	16,386	
April	17,706	
May	17,698	
June	17,697	

QUALITY

	Quantity	Base Number	Contract	AT	Region	England
% of FP17s for the same patient ID Re-attending within 3 months - Children	151	2,010	7.5%	12.1%	11.9%	12.4%
% of FP17s for the same patient ID Re-attending within 3 months - Adults	773	5,037	15.3%	17.2%	16.5%	16.6%
% of FP17s for the same patient ID Re-attending between 3 & 9 months - Children	1,212	2,010	60.3%	55.4%	60.2%	57.5%
% of FP17s for the same patient ID Re-attending between 3 & 9 months - Adults	2,763	5,037	54.9%	48.6%	52.0%	50.4%
% of FP17s for Band 1 Urgent Courses	967	6,463	15.0%	10.8%	9.5%	9.1%
% of FP17s Relating to Free Repair or Replacements	3	6,463	0.0%	0.6%	0.7%	0.8%
% of FP17s Relating to Continuations	10	6,463	0.2%	1.0%	1.2%	1.3%
% of Patients satisfied with the dentistry they have received	5	6	N/A	92.1%	92.9%	92.7%
% of Patients satisfied with the time they had to wait for an appointment	5	6	N/A	87.9%	88.8%	88.8%

* This is based on patients treated on this contract for their most recent course of treatment. Figures in italics indicate the base number of FP17s or Patient Questionnaire responses are less than 100. N/A is shown where the base number of responses is less than 10 during the period. % is calculated as Quantity/Base number*100

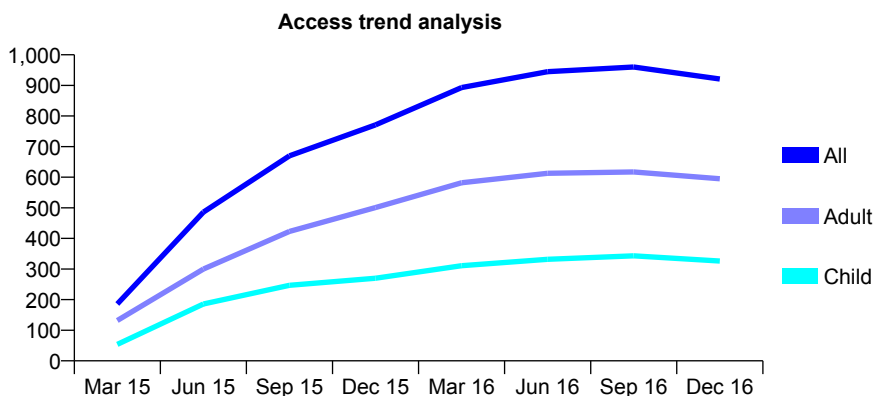
Q67 - Vital Signs At a Glance Contract Report for 859745/0001 - December 2016

Name or company name	MRS TO ILORI
Contract type name	GDS Contract
Purpose of contract	General
Contract start date	13/10/2014
Contract end date	

16/17 Contracted general activity (UDA)	2,003
Carry forward general activity (UDA)	-26
16/17 Contracted orthodontic activity (UOA)	0
Carry forward orthodontic activity (UOA)	0
Baseline contract value	£50,250.05

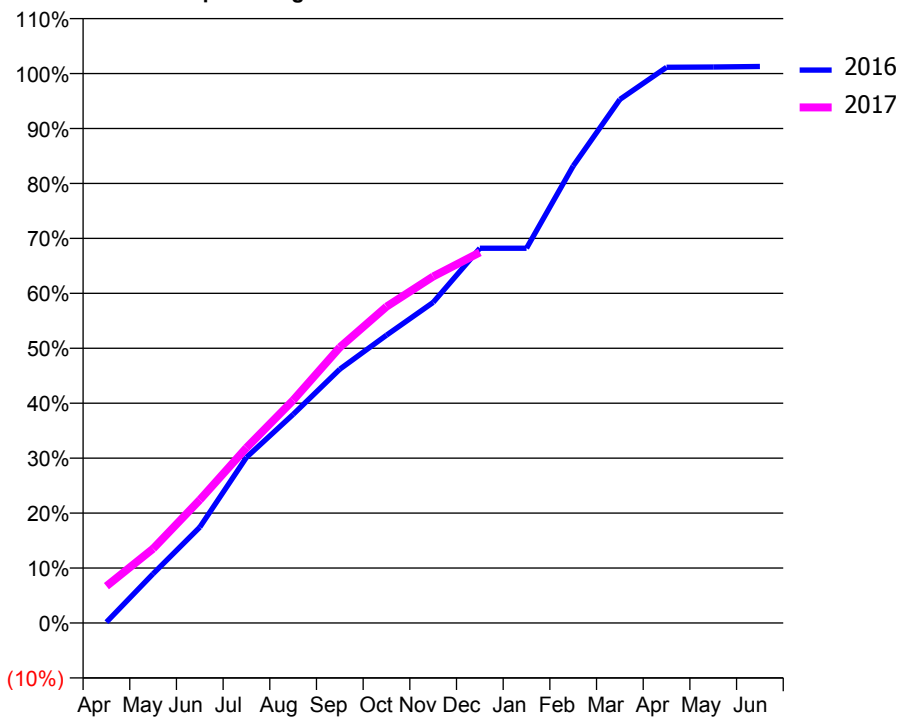
ACCESS*

Patients seen in 24 months	Total	Change since previous quarter
Quarter ending December 2015	771	
Quarter ending March 2016	893	↑
Quarter ending June 2016	945	↑
Quarter ending September 2016	960	→
Quarter ending December 2016	921	↓
Variance since December 2015	19.5%	↑



ACTIVITY

Cumulative percentage of contracted UDA delivered 2016 & 2017



Adjusted Scheduled Activity (UDA)

Month	2016	2017
April	3	134
May	179	271
June	349	449
July	604	639
August	760	812
September	925	1,005
October	1,049	1,153
November	1,169	1,263
December	1,366	1,351
January	1,366	
February	1,666	
March	1,908	
April	2,026	
May	2,027	
June	2,029	

QUALITY

	Quantity	Base Number	Contract	AT	Region	England
% of FP17s for the same patient ID Re-attending within 3 months - Children	9	288	3.1%	12.1%	11.9%	12.4%
% of FP17s for the same patient ID Re-attending within 3 months - Adults	65	523	12.4%	17.2%	16.5%	16.6%
% of FP17s for the same patient ID Re-attending between 3 & 9 months - Children	57	288	19.8%	55.4%	60.2%	57.5%
% of FP17s for the same patient ID Re-attending between 3 & 9 months - Adults	168	523	32.1%	48.6%	52.0%	50.4%
% of FP17s for Band 1 Urgent Courses	85	743	11.4%	10.8%	9.5%	9.1%
% of FP17s Relating to Free Repair or Replacements	8	743	1.1%	0.6%	0.7%	0.8%
% of FP17s Relating to Continuations	4	743	0.5%	1.0%	1.2%	1.3%
% of Patients satisfied with the dentistry they have received	4	4	N/A	92.1%	92.9%	92.7%
% of Patients satisfied with the time they had to wait for an appointment	4	4	N/A	87.9%	88.8%	88.8%

* This is based on patients treated on this contract for their most recent course of treatment. Figures in italics indicate the base number of FP17s or Patient Questionnaire responses are less than 100. N/A is shown where the base number of responses is less than 10 during the period. % is calculated as Quantity/Base number*100

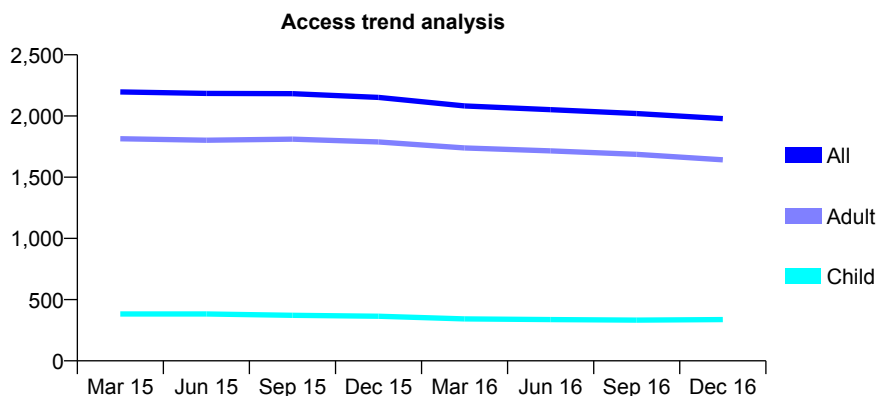
Q67 - Vital Signs At a Glance Contract Report for 912360/0001 - December 2016

Name or company name	MR MP JONES
Contract type name	GDS Contract
Purpose of contract	General
Contract start date	01/04/2006
Contract end date	

16/17 Contracted general activity (UDA)	6,421
Carry forward general activity (UDA)	0
16/17 Contracted orthodontic activity (UOA)	0
Carry forward orthodontic activity (UOA)	0
Baseline contract value	£142,711.07

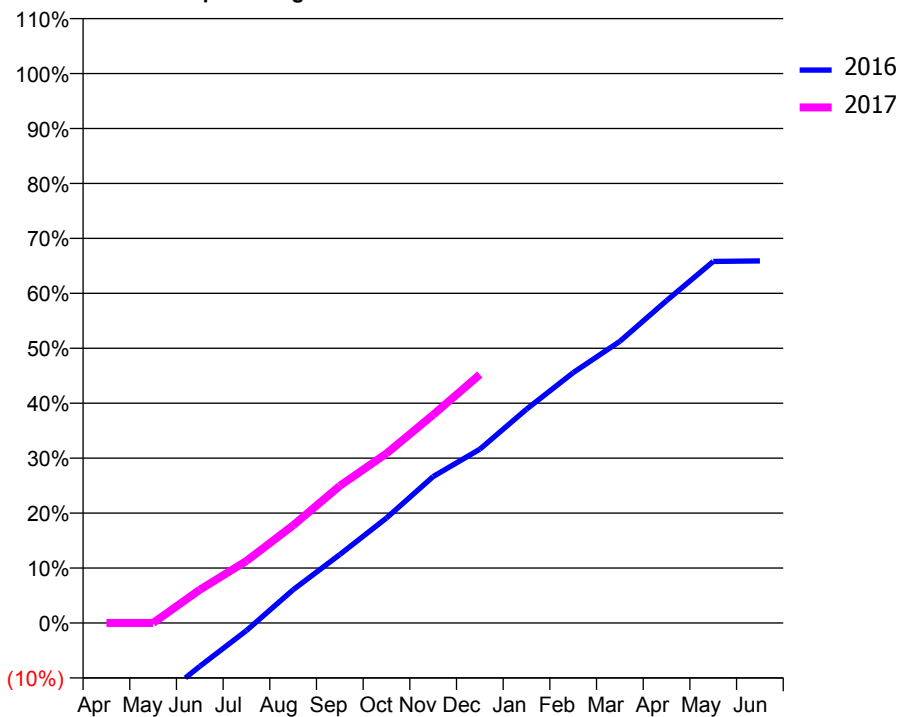
ACCESS*

Patients seen in 24 months	Total	Change since previous quarter
Quarter ending December 2015	2,152	
Quarter ending March 2016	2,082	↓
Quarter ending June 2016	2,052	↓
Quarter ending September 2016	2,020	↓
Quarter ending December 2016	1,979	↓
Variance since December 2015	(8.0%)	↓



ACTIVITY

Cumulative percentage of contracted UDA delivered 2016 & 2017



Month	Adjusted Scheduled Activity (UDA)	
	2016	2017
April	-947	0
May	-947	0
June	-508	388
July	-89	726
August	389	1,141
September	800	1,603
October	1,227	1,981
November	1,711	2,433
December	2,031	2,904
January	2,498	
February	2,925	
March	3,291	
April	3,768	
May	4,225	
June	4,231	

QUALITY

	Quantity	Base Number	Contract	AT	Region	England
% of FP17s for the same patient ID Re-attending within 3 months - Children	9	370	2.4%	12.1%	11.9%	12.4%
% of FP17s for the same patient ID Re-attending within 3 months - Adults	182	1,832	9.9%	17.2%	16.5%	16.6%
% of FP17s for the same patient ID Re-attending between 3 & 9 months - Children	221	370	59.7%	55.4%	60.2%	57.5%
% of FP17s for the same patient ID Re-attending between 3 & 9 months - Adults	1,215	1,832	66.3%	48.6%	52.0%	50.4%
% of FP17s for Band 1 Urgent Courses	58	1,655	3.5%	10.8%	9.5%	9.1%
% of FP17s Relating to Free Repair or Replacements	17	1,655	1.0%	0.6%	0.7%	0.8%
% of FP17s Relating to Continuations	7	1,655	0.4%	1.0%	1.2%	1.3%
% of Patients satisfied with the dentistry they have received	6	6	N/A	92.1%	92.9%	92.7%
% of Patients satisfied with the time they had to wait for an appointment	6	6	N/A	87.9%	88.8%	88.8%

* This is based on patients treated on this contract for their most recent course of treatment. Figures in italics indicate the base number of FP17s or Patient Questionnaire responses are less than 100. N/A is shown where the base number of responses is less than 10 during the period. % is calculated as Quantity/Base number*100

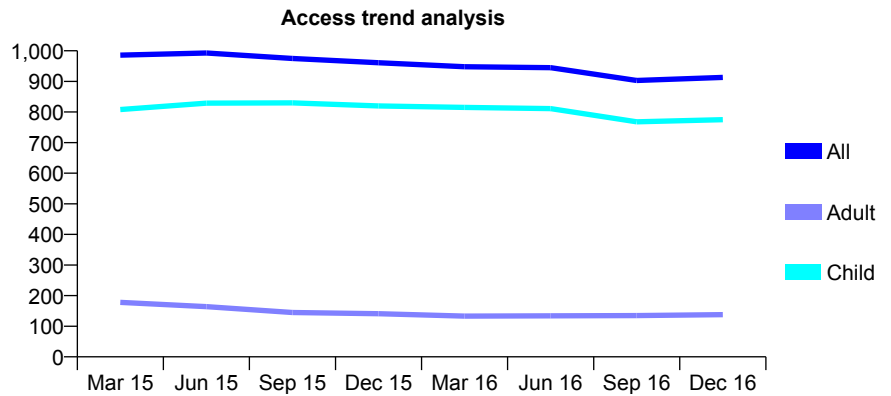
Q67 - Vital Signs At a Glance Contract Report for 913278/0001 - December 2016

Name or company name	MRS LD LUNNESS-BARNES
Contract type name	GDS Contract
Purpose of contract	General
Contract start date	01/04/2006
Contract end date	

16/17 Contracted general activity (UDA)	1,700
Carry forward general activity (UDA)	22
16/17 Contracted orthodontic activity (UOA)	0
Carry forward orthodontic activity (UOA)	0
Baseline contract value	£42,030.98

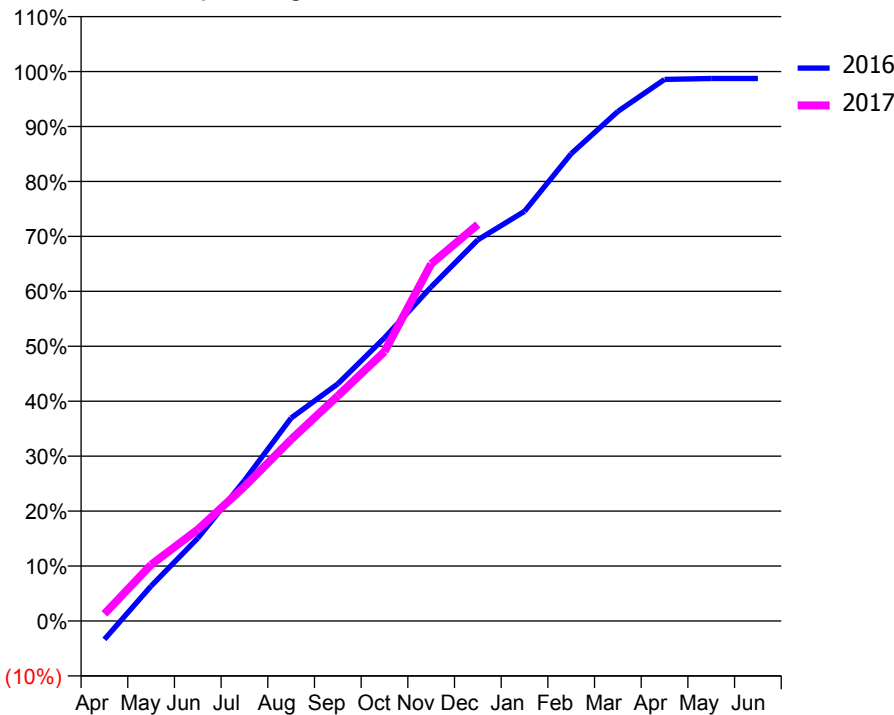
ACCESS*

Patients seen in 24 months	Total	Change since previous quarter
Quarter ending December 2015	961	
Quarter ending March 2016	948	↓
Quarter ending June 2016	945	→
Quarter ending September 2016	903	↓
Quarter ending December 2016	913	→
Variance since December 2015	(5.0%)	↓



ACTIVITY

Cumulative percentage of contracted UDA delivered 2016 & 2017



Month	Adjusted Scheduled Activity (UDA)	
	2016	2017
April	-57	22
May	108	174
June	256	283
July	435	416
August	628	562
September	734	697
October	876	834
November	1,034	1,105
December	1,179	1,227
January	1,268	
February	1,446	
March	1,577	
April	1,675	
May	1,678	
June	1,678	

QUALITY

	Quantity	Base Number	Contract	AT	Region	England
% of FP17s for the same patient ID Re-attending within 3 months - Children	69	890	7.8%	12.1%	11.9%	12.4%
% of FP17s for the same patient ID Re-attending within 3 months - Adults	6	69	8.7%	17.2%	16.5%	16.6%
% of FP17s for the same patient ID Re-attending between 3 & 9 months - Children	584	890	65.6%	55.4%	60.2%	57.5%
% of FP17s for the same patient ID Re-attending between 3 & 9 months - Adults	31	69	44.9%	48.6%	52.0%	50.4%
% of FP17s for Band 1 Urgent Courses	18	895	2.0%	10.8%	9.5%	9.1%
% of FP17s Relating to Free Repair or Replacements	0	895	0.0%	0.6%	0.7%	0.8%
% of FP17s Relating to Continuations	0	895	0.0%	1.0%	1.2%	1.3%
% of Patients satisfied with the dentistry they have received	1	1	N/A	92.1%	92.9%	92.7%
% of Patients satisfied with the time they had to wait for an appointment	1	1	N/A	87.9%	88.8%	88.8%

* This is based on patients treated on this contract for their most recent course of treatment. Figures in italics indicate the base number of FP17s or Patient Questionnaire responses are less than 100. N/A is shown where the base number of responses is less than 10 during the period. % is calculated as Quantity/Base number*100

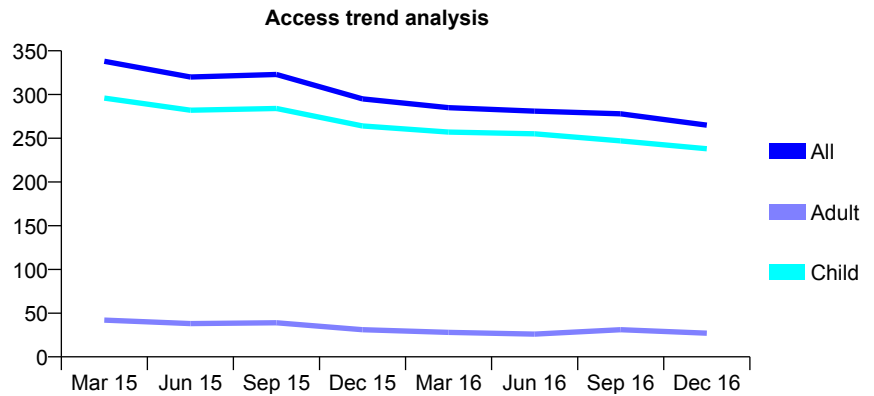
Q67 - Vital Signs At a Glance Contract Report for 913375/0001 - December 2016

Name or company name	MR CH LEWNS
Contract type name	GDS Contract
Purpose of contract	General
Contract start date	01/04/2006
Contract end date	31/12/2016

16/17 Contracted general activity (UDA)	390
Carry forward general activity (UDA)	-1
16/17 Contracted orthodontic activity (UOA)	0
Carry forward orthodontic activity (UOA)	0
Baseline contract value	£8,539.92

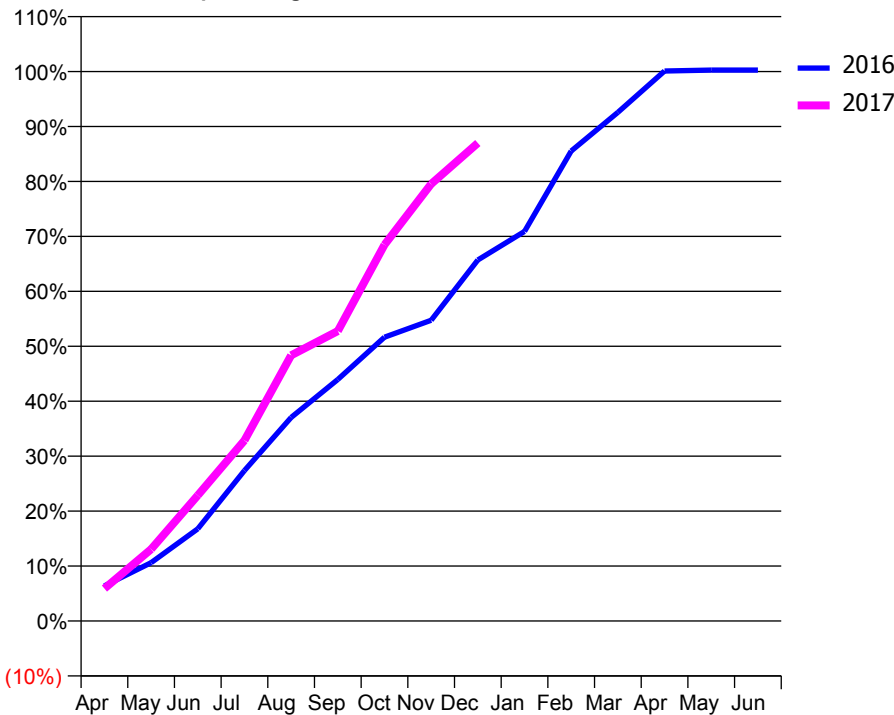
ACCESS*

Patients seen in 24 months	Total	Change since previous quarter
Quarter ending December 2015	295	
Quarter ending March 2016	285	↓
Quarter ending June 2016	281	↓
Quarter ending September 2016	278	↓
Quarter ending December 2016	265	↓
Variance since December 2015	(10.2%)	↓



ACTIVITY

Cumulative percentage of contracted UDA delivered 2016 & 2017



Month	Adjusted Scheduled Activity (UDA)	
	2016	2017
April	33	23
May	55	51
June	87	89
July	142	128
August	193	189
September	229	206
October	269	267
November	285	310
December	342	339
January	369	
February	445	
March	481	
April	520	
May	521	
June	521	

QUALITY

	Quantity	Base Number	Contract	AT	Region	England
% of FP17s for the same patient ID Re-attending within 3 months - Children	25	269	9.3%	12.1%	11.9%	12.4%
% of FP17s for the same patient ID Re-attending within 3 months - Adults	0	0	N/A	17.2%	16.5%	16.6%
% of FP17s for the same patient ID Re-attending between 3 & 9 months - Children	143	269	53.2%	55.4%	60.2%	57.5%
% of FP17s for the same patient ID Re-attending between 3 & 9 months - Adults	0	0	N/A	48.6%	52.0%	50.4%
% of FP17s for Band 1 Urgent Courses	6	239	2.5%	10.8%	9.5%	9.1%
% of FP17s Relating to Free Repair or Replacements	0	239	0.0%	0.6%	0.7%	0.8%
% of FP17s Relating to Continuations	0	239	0.0%	1.0%	1.2%	1.3%
% of Patients satisfied with the dentistry they have received	0	0	N/A	92.1%	92.9%	92.7%
% of Patients satisfied with the time they had to wait for an appointment	0	0	N/A	87.9%	88.8%	88.8%

* This is based on patients treated on this contract for their most recent course of treatment. Figures in italics indicate the base number of FP17s or Patient Questionnaire responses are less than 100. N/A is shown where the base number of responses is less than 10 during the period. % is calculated as Quantity/Base number*100

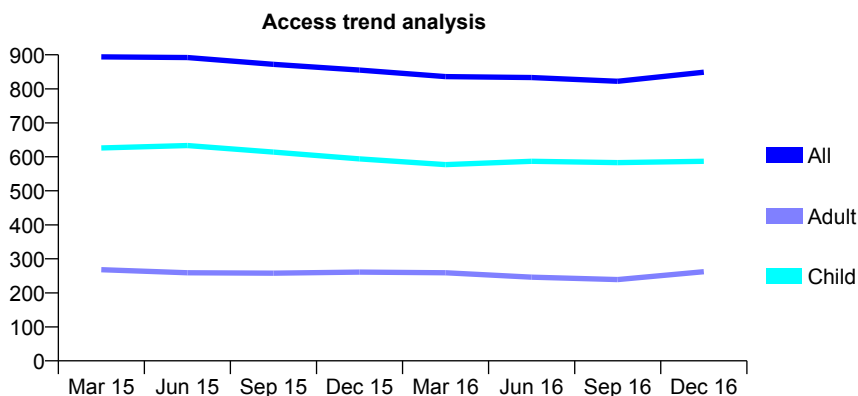
Q67 - Vital Signs At a Glance Contract Report for 913383/0001 - December 2016

Name or company name	MR TJ VAN DIEPEN
Contract type name	GDS Contract
Purpose of contract	General
Contract start date	01/04/2006
Contract end date	

16/17 Contracted general activity (UDA)	2,000
Carry forward general activity (UDA)	-10
16/17 Contracted orthodontic activity (UOA)	0
Carry forward orthodontic activity (UOA)	0
Baseline contract value	£48,900.80

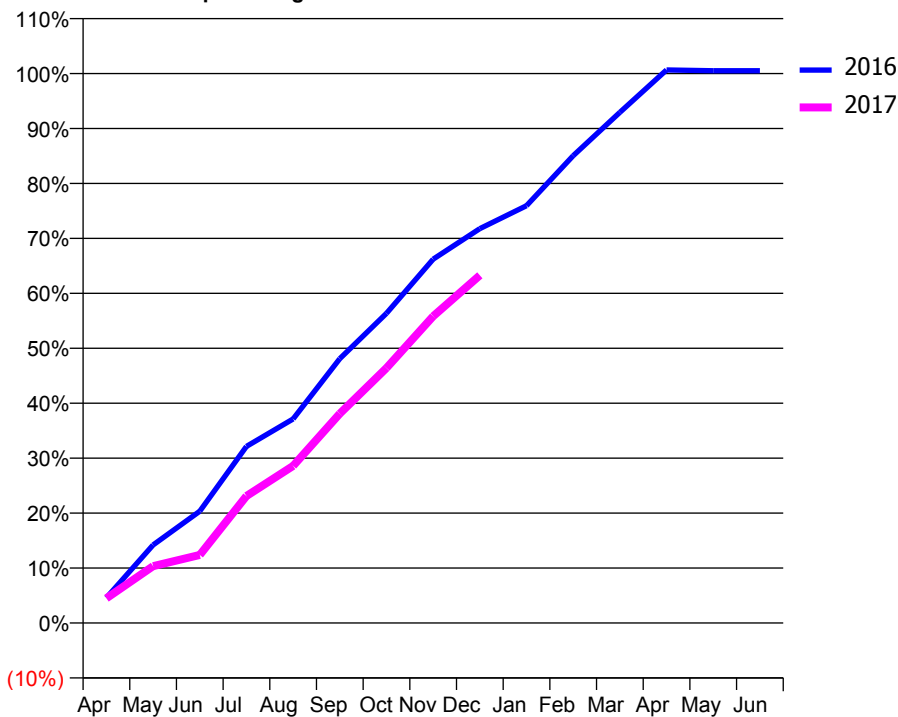
ACCESS*

Patients seen in 24 months	Total	Change since previous quarter
Quarter ending December 2015	855	
Quarter ending March 2016	836	↓
Quarter ending June 2016	833	→
Quarter ending September 2016	822	↓
Quarter ending December 2016	849	↑
Variance since December 2015	(0.7%)	→



ACTIVITY

Cumulative percentage of contracted UDA delivered 2016 & 2017



Month	Adjusted Scheduled Activity (UDA)	
	2016	2017
April	92	90
May	284	207
June	407	248
July	643	462
August	743	572
September	962	762
October	1,127	928
November	1,324	1,116
December	1,436	1,265
January	1,519	
February	1,701	
March	1,858	
April	2,013	
May	2,010	
June	2,010	

QUALITY

	Quantity	Base Number	Contract	AT	Region	England
% of FP17s for the same patient ID Re-attending within 3 months - Children	26	729	3.6%	12.1%	11.9%	12.4%
% of FP17s for the same patient ID Re-attending within 3 months - Adults	34	236	14.4%	17.2%	16.5%	16.6%
% of FP17s for the same patient ID Re-attending between 3 & 9 months - Children	454	729	62.3%	55.4%	60.2%	57.5%
% of FP17s for the same patient ID Re-attending between 3 & 9 months - Adults	135	236	57.2%	48.6%	52.0%	50.4%
% of FP17s for Band 1 Urgent Courses	7	871	0.8%	10.8%	9.5%	9.1%
% of FP17s Relating to Free Repair or Replacements	0	871	0.0%	0.6%	0.7%	0.8%
% of FP17s Relating to Continuations	1	871	0.1%	1.0%	1.2%	1.3%
% of Patients satisfied with the dentistry they have received	2	2	N/A	92.1%	92.9%	92.7%
% of Patients satisfied with the time they had to wait for an appointment	2	2	N/A	87.9%	88.8%	88.8%

* This is based on patients treated on this contract for their most recent course of treatment. Figures in italics indicate the base number of FP17s or Patient Questionnaire responses are less than 100. N/A is shown where the base number of responses is less than 10 during the period. % is calculated as Quantity/Base number*100

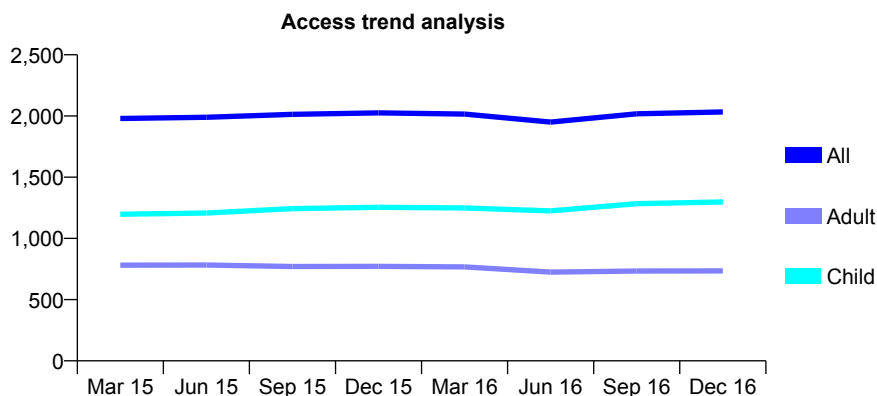
Q67 - Vital Signs At a Glance Contract Report for 913863/0001 - December 2016

Name or company name	MISS SP MEADS
Contract type name	GDS Contract
Purpose of contract	General
Contract start date	01/04/2006
Contract end date	

16/17 Contracted general activity (UDA)	5,213
Carry forward general activity (UDA)	-16
16/17 Contracted orthodontic activity (UOA)	0
Carry forward orthodontic activity (UOA)	0
Baseline contract value	£128,860.56

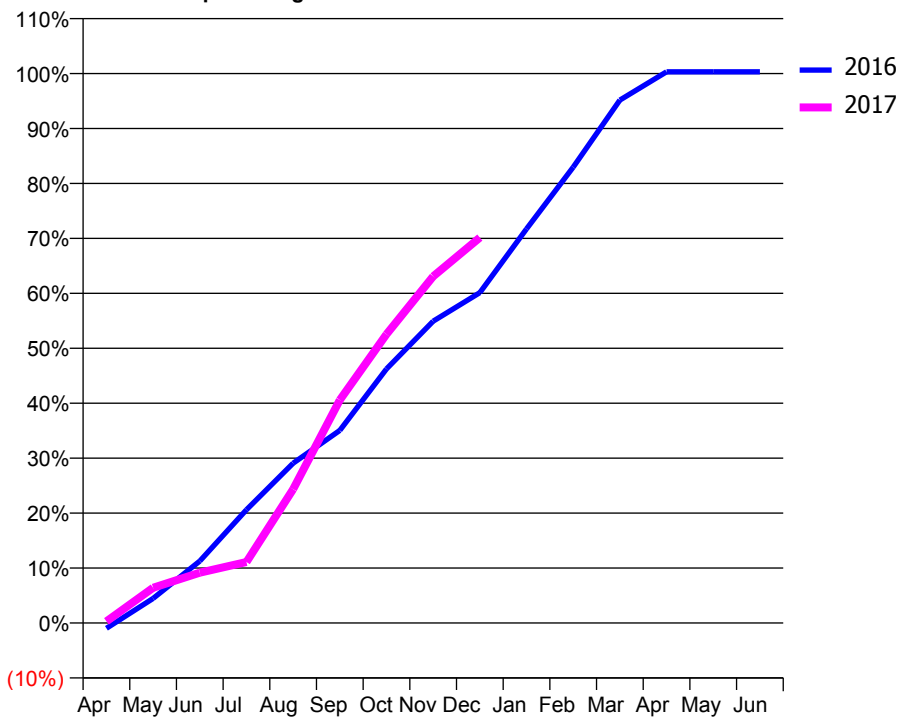
ACCESS*

Patients seen in 24 months	Total	Change since previous quarter
Quarter ending December 2015	2,026	
Quarter ending March 2016	2,016	→
Quarter ending June 2016	1,950	↓
Quarter ending September 2016	2,018	↑
Quarter ending December 2016	2,033	→
Variance since December 2015	0.3%	→



ACTIVITY

Cumulative percentage of contracted UDA delivered 2016 & 2017



Month	Adjusted Scheduled Activity (UDA)	
	2016	2017
April	-51	16
May	233	335
June	588	478
July	1,075	579
August	1,516	1,270
September	1,828	2,116
October	2,410	2,739
November	2,863	3,289
December	3,134	3,657
January	3,739	
February	4,325	
March	4,960	
April	5,229	
May	5,229	
June	5,229	

QUALITY

	Quantity	Base Number	Contract	AT	Region	England
% of FP17s for the same patient ID Re-attending within 3 months - Children	115	1,406	8.2%	12.1%	11.9%	12.4%
% of FP17s for the same patient ID Re-attending within 3 months - Adults	149	634	23.5%	17.2%	16.5%	16.6%
% of FP17s for the same patient ID Re-attending between 3 & 9 months - Children	828	1,406	58.9%	55.4%	60.2%	57.5%
% of FP17s for the same patient ID Re-attending between 3 & 9 months - Adults	302	634	47.6%	48.6%	52.0%	50.4%
% of FP17s for Band 1 Urgent Courses	138	1,892	7.3%	10.8%	9.5%	9.1%
% of FP17s Relating to Free Repair or Replacements	0	1,892	0.0%	0.6%	0.7%	0.8%
% of FP17s Relating to Continuations	0	1,892	0.0%	1.0%	1.2%	1.3%
% of Patients satisfied with the dentistry they have received	3	3	N/A	92.1%	92.9%	92.7%
% of Patients satisfied with the time they had to wait for an appointment	2	3	N/A	87.9%	88.8%	88.8%

* This is based on patients treated on this contract for their most recent course of treatment. Figures in italics indicate the base number of FP17s or Patient Questionnaire responses are less than 100. N/A is shown where the base number of responses is less than 10 during the period. % is calculated as Quantity/Base number*100

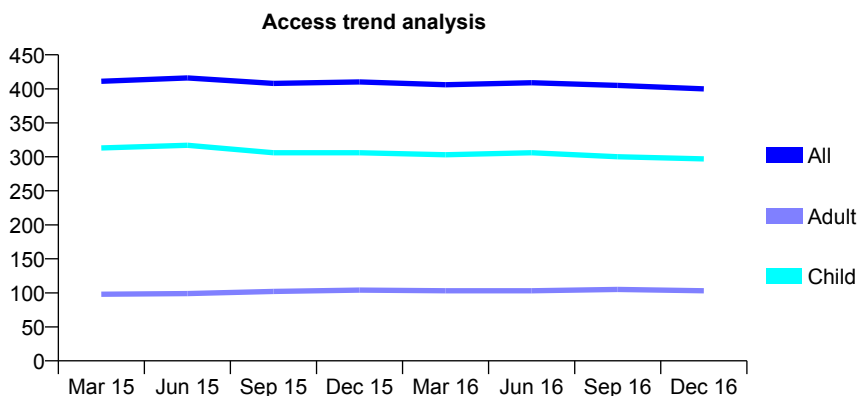
Q67 - Vital Signs At a Glance Contract Report for 914940/0001 - December 2016

Name or company name	MR JL RUPARELIA
Contract type name	GDS Contract
Purpose of contract	General
Contract start date	01/04/2006
Contract end date	

16/17 Contracted general activity (UDA)	674
Carry forward general activity (UDA)	12
16/17 Contracted orthodontic activity (UOA)	0
Carry forward orthodontic activity (UOA)	0
Baseline contract value	£16,479.57

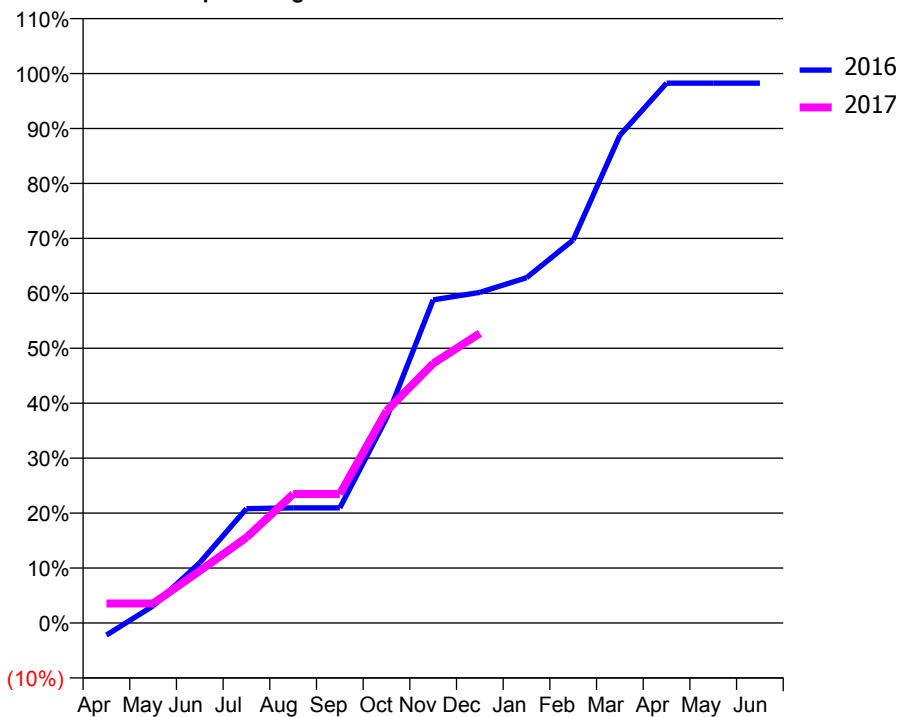
ACCESS*

Patients seen in 24 months	Total	Change since previous quarter
Quarter ending December 2015	410	
Quarter ending March 2016	406	→
Quarter ending June 2016	409	→
Quarter ending September 2016	405	→
Quarter ending December 2016	400	↓
Variance since December 2015	(2.4%)	↓



ACTIVITY

Cumulative percentage of contracted UDA delivered 2016 & 2017



Month	Adjusted Scheduled Activity (UDA)	
	2016	2017
April	-15	24
May	21	24
June	74	64
July	140	105
August	141	158
September	141	158
October	251	260
November	396	318
December	406	355
January	424	
February	470	
March	598	
April	662	
May	662	
June	662	

QUALITY

	Quantity	Base Number	Contract	AT	Region	England
% of FP17s for the same patient ID Re-attending within 3 months - Children	3	250	1.2%	12.1%	11.9%	12.4%
% of FP17s for the same patient ID Re-attending within 3 months - Adults	1	53	1.9%	17.2%	16.5%	16.6%
% of FP17s for the same patient ID Re-attending between 3 & 9 months - Children	117	250	46.8%	55.4%	60.2%	57.5%
% of FP17s for the same patient ID Re-attending between 3 & 9 months - Adults	15	53	28.3%	48.6%	52.0%	50.4%
% of FP17s for Band 1 Urgent Courses	2	263	0.8%	10.8%	9.5%	9.1%
% of FP17s Relating to Free Repair or Replacements	0	263	0.0%	0.6%	0.7%	0.8%
% of FP17s Relating to Continuations	0	263	0.0%	1.0%	1.2%	1.3%
% of Patients satisfied with the dentistry they have received	0	0	N/A	92.1%	92.9%	92.7%
% of Patients satisfied with the time they had to wait for an appointment	0	0	N/A	87.9%	88.8%	88.8%

* This is based on patients treated on this contract for their most recent course of treatment. Figures in italics indicate the base number of FP17s or Patient Questionnaire responses are less than 100. N/A is shown where the base number of responses is less than 10 during the period. % is calculated as Quantity/Base number*100

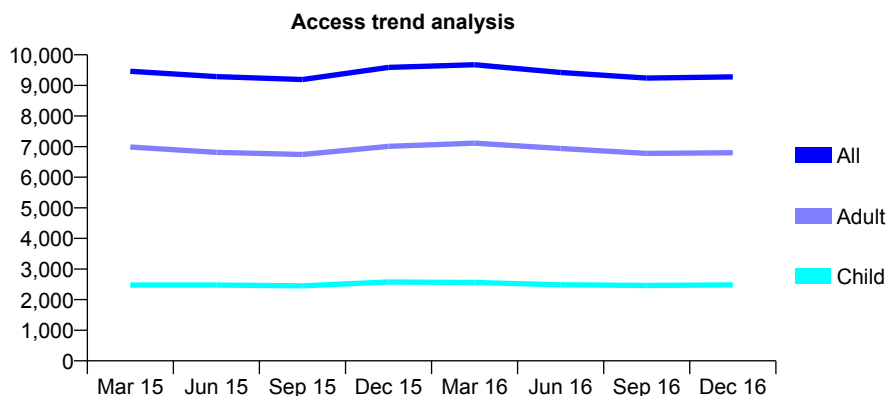
Q67 - Vital Signs At a Glance Contract Report for 915351/0002 - December 2016

Name or company name	MR MD HUGHES
Contract type name	GDS Contract
Purpose of contract	General
Contract start date	01/04/2012
Contract end date	

16/17 Contracted general activity (UDA)	31,257
Carry forward general activity (UDA)	40
16/17 Contracted orthodontic activity (UOA)	0
Carry forward orthodontic activity (UOA)	0
Baseline contract value	£772,644.28

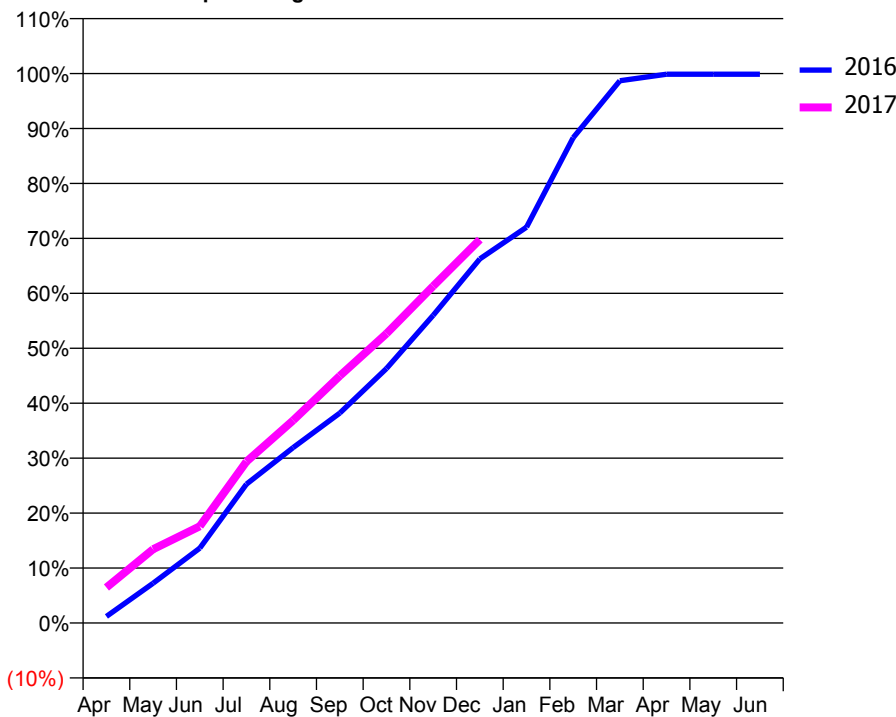
ACCESS*

Patients seen in 24 months	Total	Change since previous quarter
Quarter ending December 2015	9,589	
Quarter ending March 2016	9,674	→
Quarter ending June 2016	9,424	↓
Quarter ending September 2016	9,241	↓
Quarter ending December 2016	9,281	→
Variance since December 2015	(3.2%)	↓



ACTIVITY

Cumulative percentage of contracted UDA delivered 2016 & 2017



Month	Adjusted Scheduled Activity (UDA)	
	2016	2017
April	379	2,021
May	2,268	4,199
June	4,256	5,501
July	7,902	9,183
August	9,977	11,529
September	11,942	14,060
October	14,477	16,465
November	17,499	19,161
December	20,710	21,813
January	22,518	
February	27,603	
March	30,845	
April	31,219	
May	31,217	
June	31,217	

QUALITY

	Quantity	Base Number	Contract	AT	Region	England
% of FP17s for the same patient ID Re-attending within 3 months - Children	144	2,482	5.8%	12.1%	11.9%	12.4%
% of FP17s for the same patient ID Re-attending within 3 months - Adults	746	6,337	11.8%	17.2%	16.5%	16.6%
% of FP17s for the same patient ID Re-attending between 3 & 9 months - Children	1,398	2,482	56.3%	55.4%	60.2%	57.5%
% of FP17s for the same patient ID Re-attending between 3 & 9 months - Adults	3,252	6,337	51.3%	48.6%	52.0%	50.4%
% of FP17s for Band 1 Urgent Courses	865	8,707	9.9%	10.8%	9.5%	9.1%
% of FP17s Relating to Free Repair or Replacements	81	8,707	0.9%	0.6%	0.7%	0.8%
% of FP17s Relating to Continuations	70	8,707	0.8%	1.0%	1.2%	1.3%
% of Patients satisfied with the dentistry they have received	14	16	87.5%	92.1%	92.9%	92.7%
% of Patients satisfied with the time they had to wait for an appointment	14	16	87.5%	87.9%	88.8%	88.8%

* This is based on patients treated on this contract for their most recent course of treatment. Figures in italics indicate the base number of FP17s or Patient Questionnaire responses are less than 100. N/A is shown where the base number of responses is less than 10 during the period. % is calculated as Quantity/Base number*100

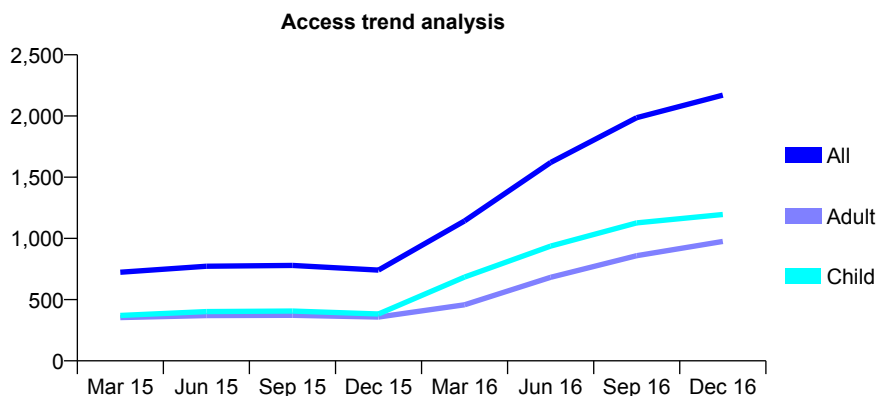
Q67 - Vital Signs At a Glance Contract Report for 915351/0003 - December 2016

Name or company name	MR MD HUGHES
Contract type name	GDS Contract
Purpose of contract	General
Contract start date	01/04/2012
Contract end date	

16/17 Contracted general activity (UDA)	8,700
Carry forward general activity (UDA)	215
16/17 Contracted orthodontic activity (UOA)	0
Carry forward orthodontic activity (UOA)	0
Baseline contract value	£494,986.73

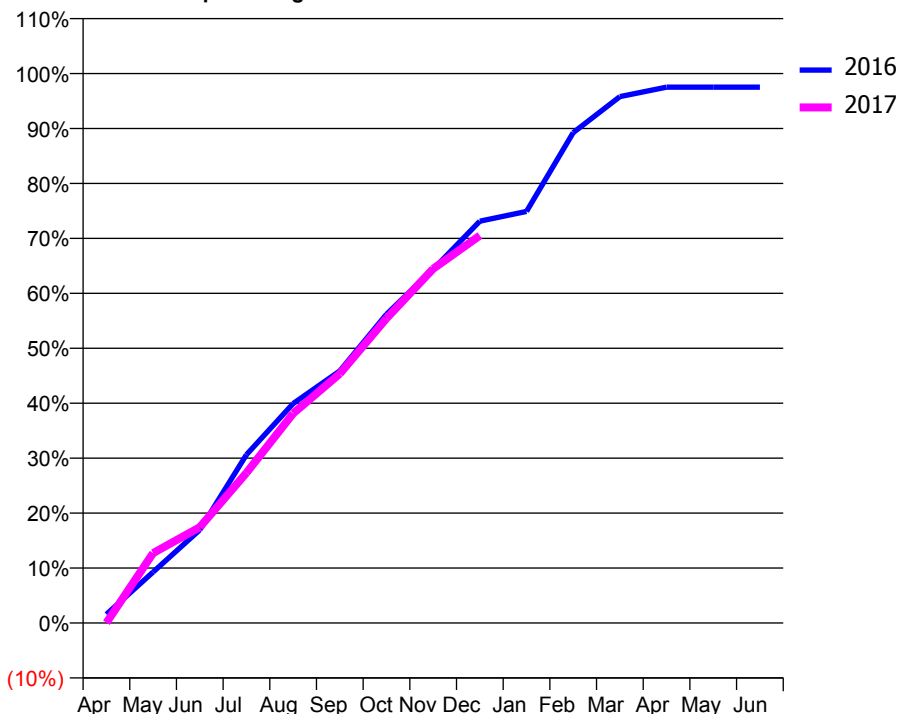
ACCESS*

Patients seen in 24 months	Total	Change since previous quarter
Quarter ending December 2015	741	
Quarter ending March 2016	1,143	↑
Quarter ending June 2016	1,620	↑
Quarter ending September 2016	1,986	↑
Quarter ending December 2016	2,171	↑
Variance since December 2015	193.0%	↑



ACTIVITY

Cumulative percentage of contracted UDA delivered 2016 & 2017



Month	Adjusted Scheduled Activity (UDA)	
	2016	2017
April	138	5
May	808	1,107
June	1,474	1,517
July	2,666	2,379
August	3,473	3,317
September	3,992	3,946
October	4,889	4,823
November	5,599	5,608
December	6,363	6,133
January	6,516	
February	7,764	
March	8,335	
April	8,485	
May	8,485	
June	8,485	

QUALITY

	Quantity	Base Number	Contract	AT	Region	England
% of FP17s for the same patient ID Re-attending within 3 months - Children	7	1,209	0.6%	12.1%	11.9%	12.4%
% of FP17s for the same patient ID Re-attending within 3 months - Adults	12	946	1.3%	17.2%	16.5%	16.6%
% of FP17s for the same patient ID Re-attending between 3 & 9 months - Children	13	1,209	1.1%	55.4%	60.2%	57.5%
% of FP17s for the same patient ID Re-attending between 3 & 9 months - Adults	13	946	1.4%	48.6%	52.0%	50.4%
% of FP17s for Band 1 Urgent Courses	1	2,105	0.0%	10.8%	9.5%	9.1%
% of FP17s Relating to Free Repair or Replacements	2	2,105	0.1%	0.6%	0.7%	0.8%
% of FP17s Relating to Continuations	0	2,105	0.0%	1.0%	1.2%	1.3%
% of Patients satisfied with the dentistry they have received	3	3	N/A	92.1%	92.9%	92.7%
% of Patients satisfied with the time they had to wait for an appointment	3	3	N/A	87.9%	88.8%	88.8%

* This is based on patients treated on this contract for their most recent course of treatment. Figures in italics indicate the base number of FP17s or Patient Questionnaire responses are less than 100. N/A is shown where the base number of responses is less than 10 during the period. % is calculated as Quantity/Base number*100

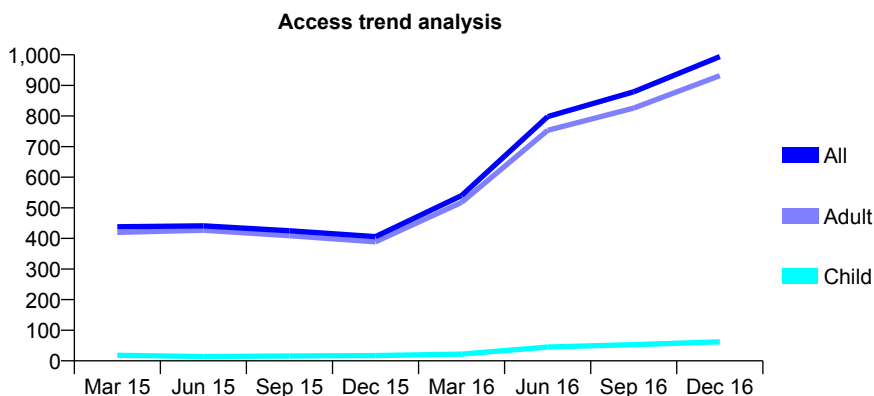
Q67 - Vital Signs At a Glance Contract Report for 915351/0004 - December 2016

Name or company name	MR MD HUGHES
Contract type name	GDS Contract
Purpose of contract	General
Contract start date	01/04/2012
Contract end date	

16/17 Contracted general activity (UDA)	3,354
Carry forward general activity (UDA)	22
16/17 Contracted orthodontic activity (UOA)	0
Carry forward orthodontic activity (UOA)	0
Baseline contract value	£248,383.95

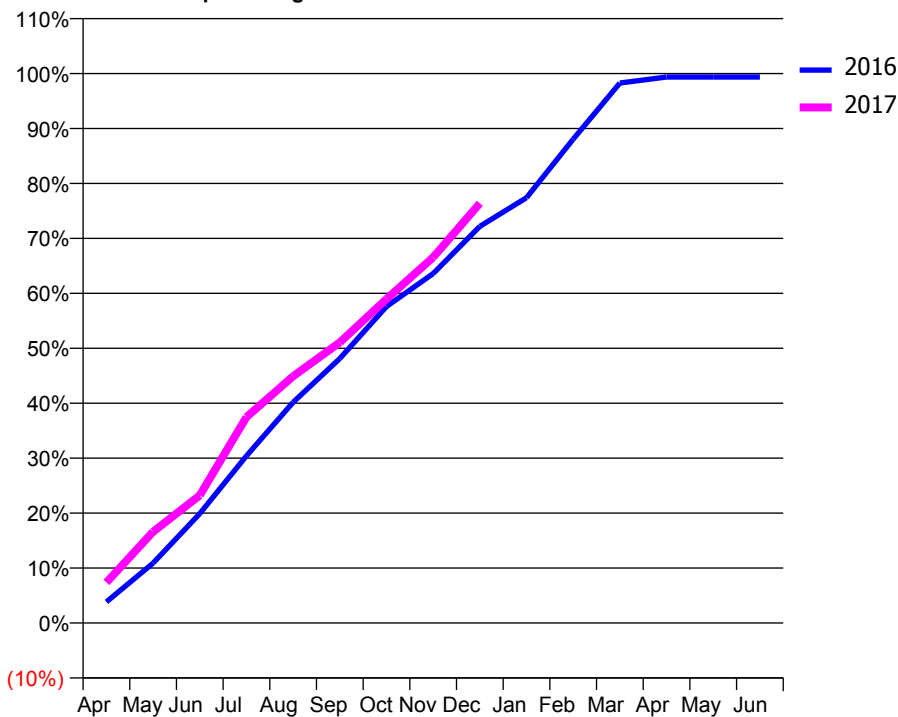
ACCESS*

Patients seen in 24 months	Total	Change since previous quarter
Quarter ending December 2015	406	
Quarter ending March 2016	540	↑
Quarter ending June 2016	798	↑
Quarter ending September 2016	879	↑
Quarter ending December 2016	994	↑
Variance since December 2015	144.8%	↑



ACTIVITY

Cumulative percentage of contracted UDA delivered 2016 & 2017



Month	Adjusted Scheduled Activity (UDA)	
	2016	2017
April	129	248
May	366	557
June	668	779
July	1,020	1,257
August	1,347	1,506
September	1,614	1,713
October	1,932	1,977
November	2,133	2,232
December	2,421	2,562
January	2,596	
February	2,953	
March	3,296	
April	3,332	
May	3,332	
June	3,332	

QUALITY

	Quantity	Base Number	Contract	AT	Region	England
% of FP17s for the same patient ID Re-attending within 3 months - Children	0	72	0.0%	12.1%	11.9%	12.4%
% of FP17s for the same patient ID Re-attending within 3 months - Adults	0	802	0.0%	17.2%	16.5%	16.6%
% of FP17s for the same patient ID Re-attending between 3 & 9 months - Children	0	72	0.0%	55.4%	60.2%	57.5%
% of FP17s for the same patient ID Re-attending between 3 & 9 months - Adults	1	802	0.1%	48.6%	52.0%	50.4%
% of FP17s for Band 1 Urgent Courses	0	862	0.0%	10.8%	9.5%	9.1%
% of FP17s Relating to Free Repair or Replacements	0	862	0.0%	0.6%	0.7%	0.8%
% of FP17s Relating to Continuations	0	862	0.0%	1.0%	1.2%	1.3%
% of Patients satisfied with the dentistry they have received	1	1	N/A	92.1%	92.9%	92.7%
% of Patients satisfied with the time they had to wait for an appointment	0	1	N/A	87.9%	88.8%	88.8%

* This is based on patients treated on this contract for their most recent course of treatment. Figures in italics indicate the base number of FP17s or Patient Questionnaire responses are less than 100. N/A is shown where the base number of responses is less than 10 during the period. % is calculated as Quantity/Base number*100

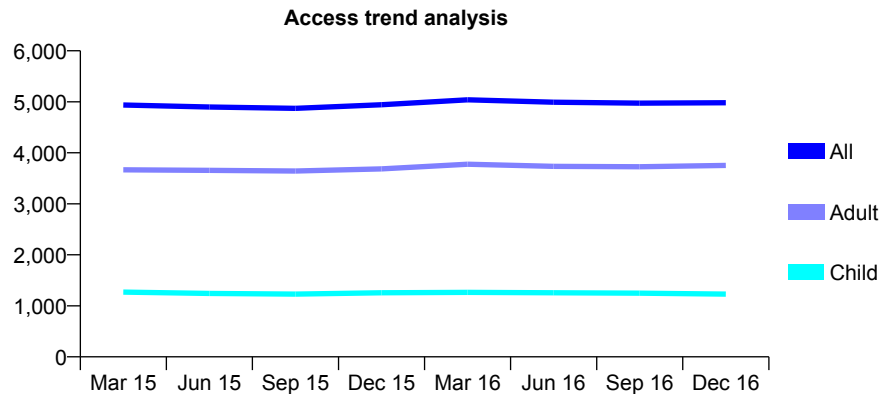
Q67 - Vital Signs At a Glance Contract Report for 915351/0005 - December 2016

Name or company name	Wigmore Dental Practice
Contract type name	GDS Contract
Purpose of contract	General
Contract start date	01/04/2012
Contract end date	

16/17 Contracted general activity (UDA)	15,298
Carry forward general activity (UDA)	40
16/17 Contracted orthodontic activity (UOA)	0
Carry forward orthodontic activity (UOA)	0
Baseline contract value	£378,152.48

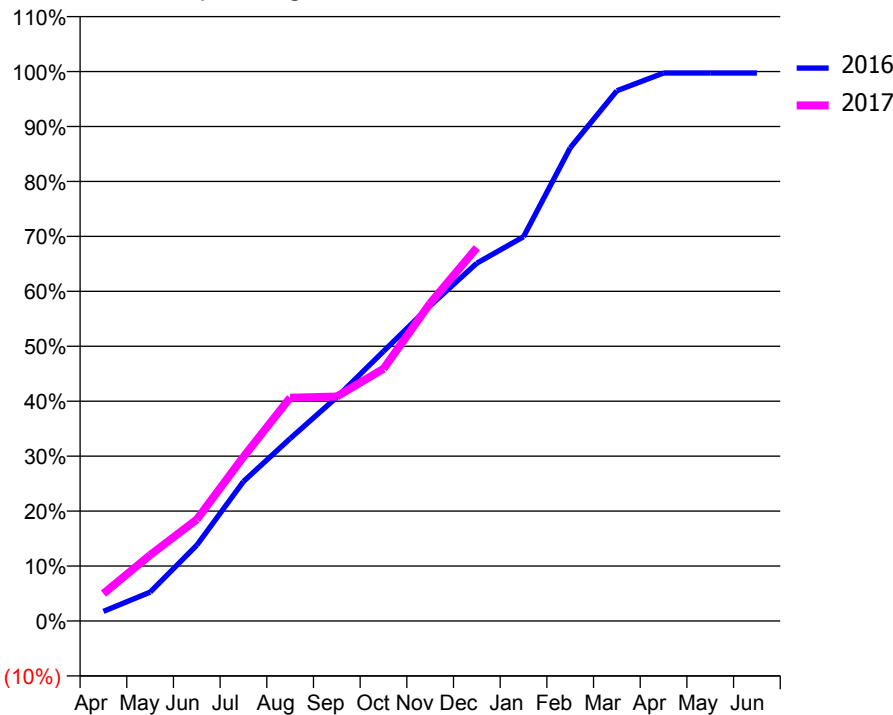
ACCESS*

Patients seen in 24 months	Total	Change since previous quarter
Quarter ending December 2015	4,943	
Quarter ending March 2016	5,040	→
Quarter ending June 2016	4,992	→
Quarter ending September 2016	4,975	→
Quarter ending December 2016	4,983	→
Variance since December 2015	0.8%	→



ACTIVITY

Cumulative percentage of contracted UDA delivered 2016 & 2017



Month	Adjusted Scheduled Activity (UDA)	
	2016	2017
April	271	763
May	805	1,835
June	2,110	2,826
July	3,887	4,572
August	5,080	6,218
September	6,230	6,249
October	7,509	7,022
November	8,776	8,847
December	9,964	10,392
January	10,696	
February	13,175	
March	14,763	
April	15,258	
May	15,258	
June	15,258	

QUALITY

	Quantity	Base Number	Contract	AT	Region	England
% of FP17s for the same patient ID Re-attending within 3 months - Children	43	1,281	3.4%	12.1%	11.9%	12.4%
% of FP17s for the same patient ID Re-attending within 3 months - Adults	329	3,775	8.7%	17.2%	16.5%	16.6%
% of FP17s for the same patient ID Re-attending between 3 & 9 months - Children	832	1,281	64.9%	55.4%	60.2%	57.5%
% of FP17s for the same patient ID Re-attending between 3 & 9 months - Adults	2,365	3,775	62.6%	48.6%	52.0%	50.4%
% of FP17s for Band 1 Urgent Courses	205	4,855	4.2%	10.8%	9.5%	9.1%
% of FP17s Relating to Free Repair or Replacements	20	4,855	0.4%	0.6%	0.7%	0.8%
% of FP17s Relating to Continuations	29	4,855	0.6%	1.0%	1.2%	1.3%
% of Patients satisfied with the dentistry they have received	12	12	100.0%	92.1%	92.9%	92.7%
% of Patients satisfied with the time they had to wait for an appointment	12	12	100.0%	87.9%	88.8%	88.8%

* This is based on patients treated on this contract for their most recent course of treatment. Figures in italics indicate the base number of FP17s or Patient Questionnaire responses are less than 100. N/A is shown where the base number of responses is less than 10 during the period. % is calculated as Quantity/Base number*100

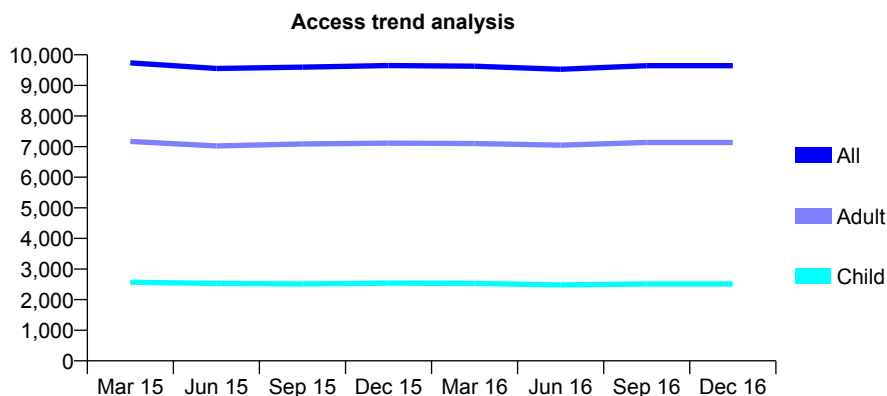
Q67 - Vital Signs At a Glance Contract Report for 915351/0006 - December 2016

Name or company name	Dental Healthcare Practice
Contract type name	GDS Contract
Purpose of contract	General
Contract start date	01/04/2012
Contract end date	

16/17 Contracted general activity (UDA)	31,442
Carry forward general activity (UDA)	557
16/17 Contracted orthodontic activity (UOA)	0
Carry forward orthodontic activity (UOA)	0
Baseline contract value	£901,652.62

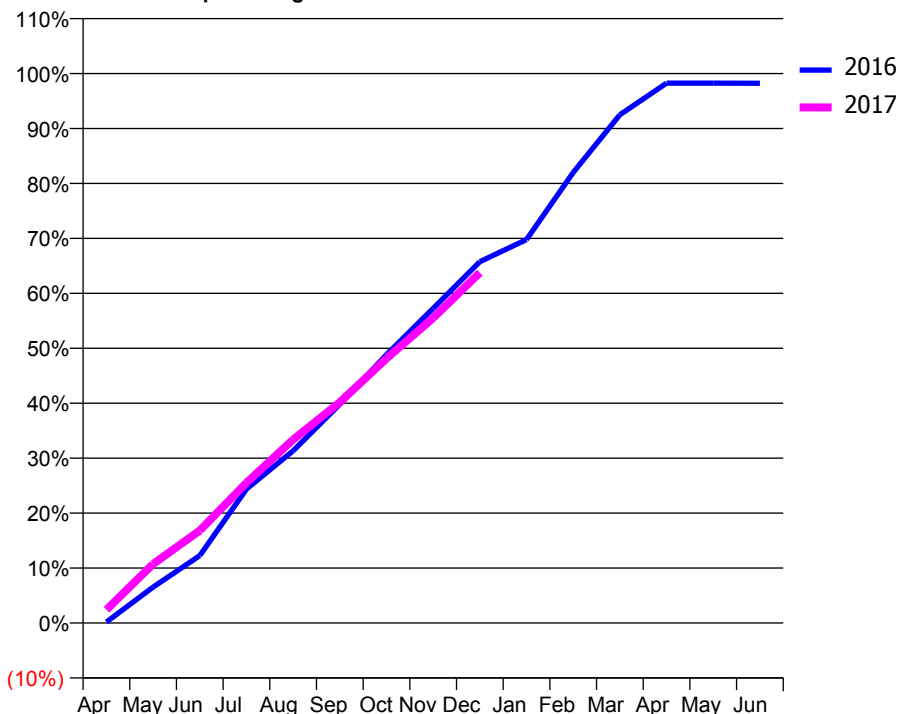
ACCESS*

Patients seen in 24 months	Total	Change since previous quarter
Quarter ending December 2015	9,650	
Quarter ending March 2016	9,628	→
Quarter ending June 2016	9,527	↓
Quarter ending September 2016	9,646	→
Quarter ending December 2016	9,646	→
Variance since December 2015	(0.0%)	→



ACTIVITY

Cumulative percentage of contracted UDA delivered 2016 & 2017



Month	Adjusted Scheduled Activity (UDA)	
	2016	2017
April	61	756
May	2,055	3,375
June	3,856	5,292
July	7,661	8,022
August	9,853	10,494
September	12,518	12,634
October	15,358	15,134
November	18,001	17,457
December	20,670	20,049
January	21,943	
February	25,777	
March	29,082	
April	30,892	
May	30,886	
June	30,885	

QUALITY

	Quantity	Base Number	Contract	AT	Region	England
% of FP17s for the same patient ID Re-attending within 3 months - Children	159	2,207	7.2%	12.1%	11.9%	12.4%
% of FP17s for the same patient ID Re-attending within 3 months - Adults	903	6,033	15.0%	17.2%	16.5%	16.6%
% of FP17s for the same patient ID Re-attending between 3 & 9 months - Children	1,010	2,207	45.8%	55.4%	60.2%	57.5%
% of FP17s for the same patient ID Re-attending between 3 & 9 months - Adults	2,519	6,033	41.8%	48.6%	52.0%	50.4%
% of FP17s for Band 1 Urgent Courses	817	7,758	10.5%	10.8%	9.5%	9.1%
% of FP17s Relating to Free Repair or Replacements	100	7,758	1.3%	0.6%	0.7%	0.8%
% of FP17s Relating to Continuations	169	7,758	2.2%	1.0%	1.2%	1.3%
% of Patients satisfied with the dentistry they have received	18	20	90.0%	92.1%	92.9%	92.7%
% of Patients satisfied with the time they had to wait for an appointment	18	20	90.0%	87.9%	88.8%	88.8%

* This is based on patients treated on this contract for their most recent course of treatment. Figures in italics indicate the base number of FP17s or Patient Questionnaire responses are less than 100. N/A is shown where the base number of responses is less than 10 during the period. % is calculated as Quantity/Base number*100

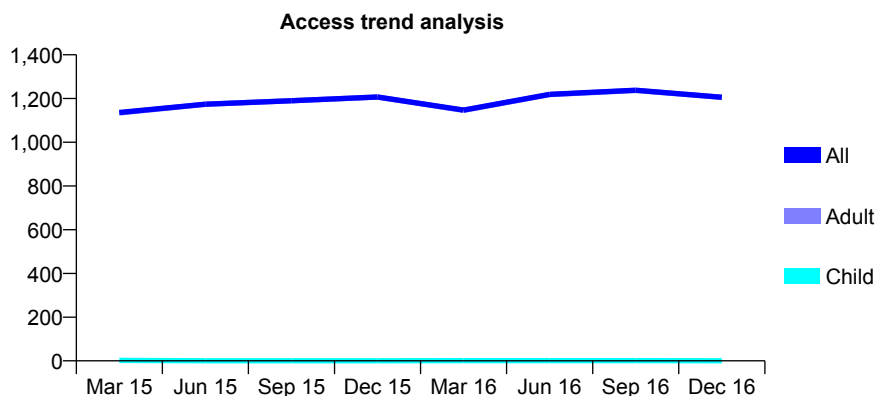
Q67 - Vital Signs At a Glance Contract Report for 921351/0001 - December 2016

Name or company name	MR PK CHOPRA
Contract type name	GDS Contract
Purpose of contract	General
Contract start date	01/04/2006
Contract end date	

16/17 Contracted general activity (UDA)	3,981
Carry forward general activity (UDA)	-8
16/17 Contracted orthodontic activity (UOA)	0
Carry forward orthodontic activity (UOA)	0
Baseline contract value	£111,979.25

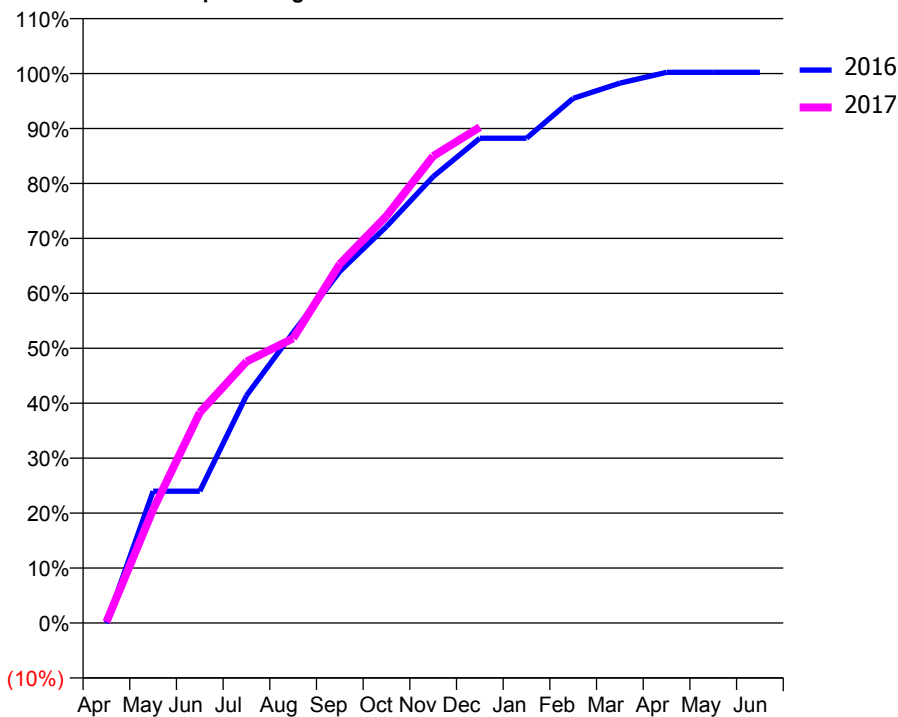
ACCESS*

Patients seen in 24 months	Total	Change since previous quarter
Quarter ending December 2015	1,207	
Quarter ending March 2016	1,147	↓
Quarter ending June 2016	1,219	↑
Quarter ending September 2016	1,238	→
Quarter ending December 2016	1,206	↓
Variance since December 2015	(0.1%)	→



ACTIVITY

Cumulative percentage of contracted UDA delivered 2016 & 2017



Month	Adjusted Scheduled Activity (UDA)	
	2016	2017
April	-2	8
May	955	823
June	955	1,525
July	1,648	1,894
August	2,104	2,062
September	2,547	2,601
October	2,873	2,949
November	3,234	3,383
December	3,512	3,592
January	3,512	
February	3,801	
March	3,912	
April	3,989	
May	3,989	
June	3,989	

QUALITY

	Quantity	Base Number	Contract	AT	Region	England
% of FP17s for the same patient ID Re-attending within 3 months - Children	0	0	N/A	12.1%	11.9%	12.4%
% of FP17s for the same patient ID Re-attending within 3 months - Adults	91	769	11.8%	17.2%	16.5%	16.6%
% of FP17s for the same patient ID Re-attending between 3 & 9 months - Children	0	0	N/A	55.4%	60.2%	57.5%
% of FP17s for the same patient ID Re-attending between 3 & 9 months - Adults	77	769	10.0%	48.6%	52.0%	50.4%
% of FP17s for Band 1 Urgent Courses	239	717	33.3%	10.8%	9.5%	9.1%
% of FP17s Relating to Free Repair or Replacements	0	717	0.0%	0.6%	0.7%	0.8%
% of FP17s Relating to Continuations	2	717	0.3%	1.0%	1.2%	1.3%
% of Patients satisfied with the dentistry they have received	1	2	N/A	92.1%	92.9%	92.7%
% of Patients satisfied with the time they had to wait for an appointment	1	2	N/A	87.9%	88.8%	88.8%

* This is based on patients treated on this contract for their most recent course of treatment. Figures in italics indicate the base number of FP17s or Patient Questionnaire responses are less than 100. N/A is shown where the base number of responses is less than 10 during the period. % is calculated as Quantity/Base number*100

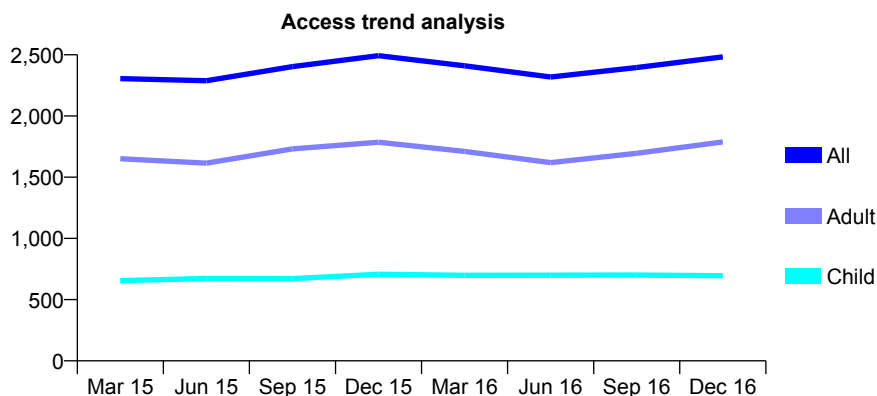
Q67 - Vital Signs At a Glance Contract Report for 921351/0002 - December 2016

Name or company name	MR PK CHOPRA
Contract type name	GDS Contract
Purpose of contract	General
Contract start date	01/04/2006
Contract end date	

16/17 Contracted general activity (UDA)	5,422
Carry forward general activity (UDA)	-44
16/17 Contracted orthodontic activity (UOA)	0
Carry forward orthodontic activity (UOA)	0
Baseline contract value	£132,570.05

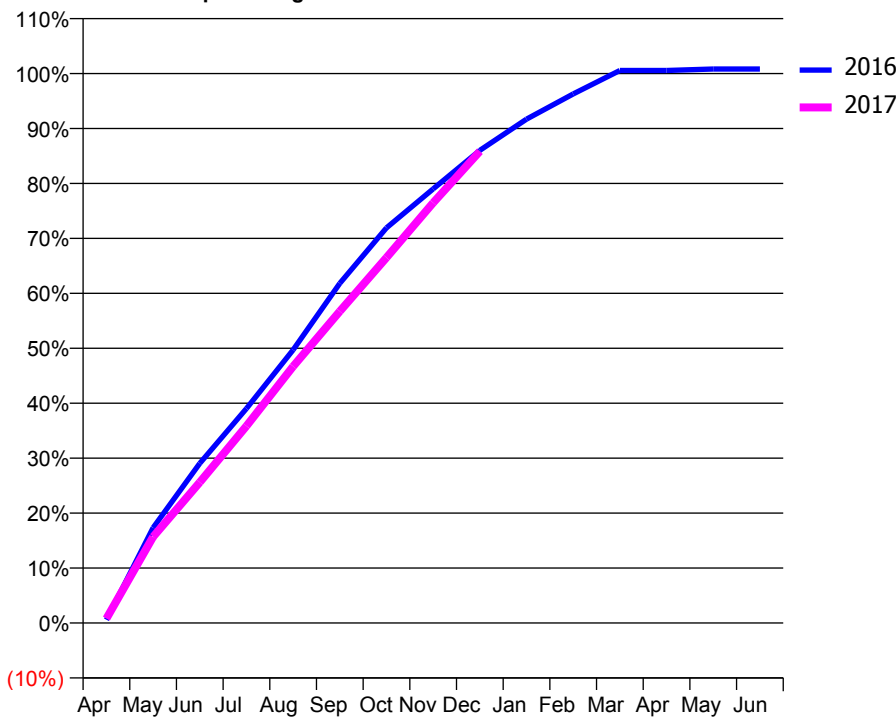
ACCESS*

Patients seen in 24 months	Total	Change since previous quarter
Quarter ending December 2015	2,493	
Quarter ending March 2016	2,410	↓
Quarter ending June 2016	2,319	↓
Quarter ending September 2016	2,396	↑
Quarter ending December 2016	2,483	↑
Variance since December 2015	(0.4%)	→



ACTIVITY

Cumulative percentage of contracted UDA delivered 2016 & 2017



Month	Adjusted Scheduled Activity (UDA)	
	2016	2017
April	32	44
May	940	851
June	1,576	1,389
July	2,117	1,943
August	2,696	2,533
September	3,352	3,076
October	3,899	3,606
November	4,284	4,146
December	4,664	4,654
January	4,971	
February	5,220	
March	5,451	
April	5,451	
May	5,466	
June	5,466	

QUALITY

	Quantity	Base Number	Contract	AT	Region	England
% of FP17s for the same patient ID Re-attending within 3 months - Children	47	666	7.1%	12.1%	11.9%	12.4%
% of FP17s for the same patient ID Re-attending within 3 months - Adults	154	1,819	8.5%	17.2%	16.5%	16.6%
% of FP17s for the same patient ID Re-attending between 3 & 9 months - Children	324	666	48.6%	55.4%	60.2%	57.5%
% of FP17s for the same patient ID Re-attending between 3 & 9 months - Adults	504	1,819	27.7%	48.6%	52.0%	50.4%
% of FP17s for Band 1 Urgent Courses	227	2,483	9.1%	10.8%	9.5%	9.1%
% of FP17s Relating to Free Repair or Replacements	6	2,483	0.2%	0.6%	0.7%	0.8%
% of FP17s Relating to Continuations	9	2,483	0.4%	1.0%	1.2%	1.3%
% of Patients satisfied with the dentistry they have received	7	7	N/A	92.1%	92.9%	92.7%
% of Patients satisfied with the time they had to wait for an appointment	5	7	N/A	87.9%	88.8%	88.8%

* This is based on patients treated on this contract for their most recent course of treatment. Figures in italics indicate the base number of FP17s or Patient Questionnaire responses are less than 100. N/A is shown where the base number of responses is less than 10 during the period. % is calculated as Quantity/Base number*100

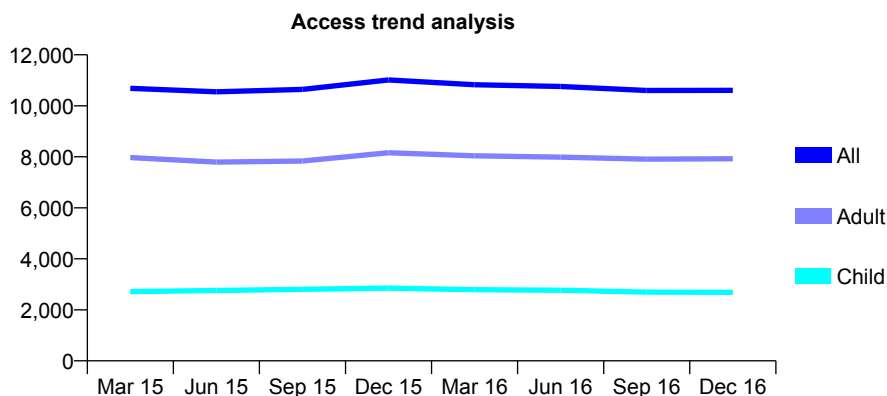
Q67 - Vital Signs At a Glance Contract Report for 921351/0003 - December 2016

Name or company name	MR PK CHOPRA
Contract type name	GDS Contract
Purpose of contract	General
Contract start date	01/04/2006
Contract end date	

16/17 Contracted general activity (UDA)	25,324
Carry forward general activity (UDA)	-82
16/17 Contracted orthodontic activity (UOA)	0
Carry forward orthodontic activity (UOA)	0
Baseline contract value	£690,819.48

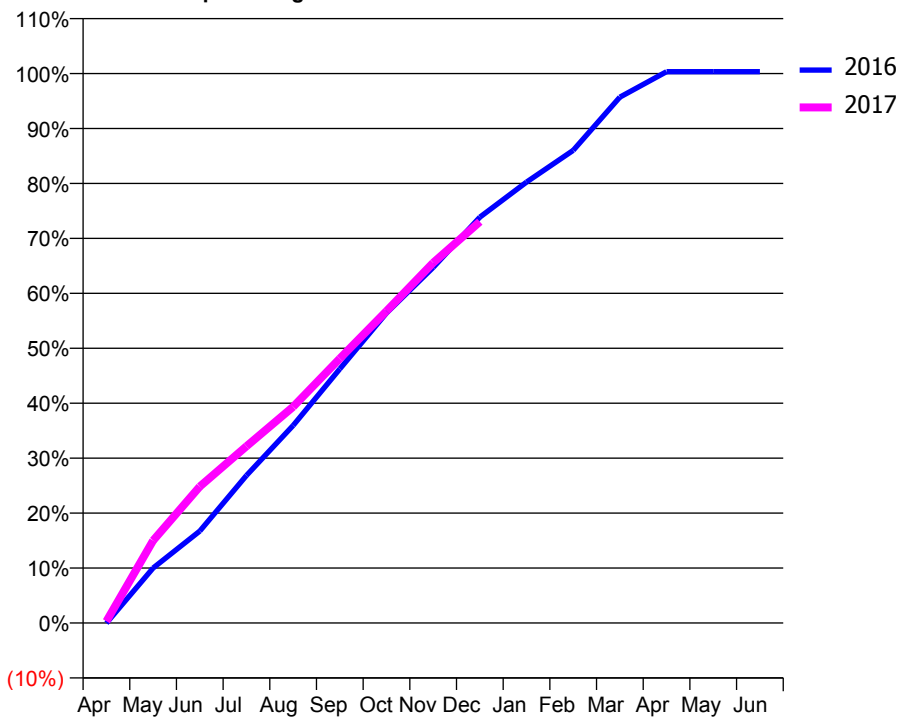
ACCESS*

Patients seen in 24 months	Total	Change since previous quarter
Quarter ending December 2015	11,013	
Quarter ending March 2016	10,826	↓
Quarter ending June 2016	10,757	→
Quarter ending September 2016	10,603	↓
Quarter ending December 2016	10,605	→
Variance since December 2015	(3.7%)	↓



ACTIVITY

Cumulative percentage of contracted UDA delivered 2016 & 2017



Month	Adjusted Scheduled Activity (UDA)	
	2016	2017
April	-8	82
May	2,533	3,803
June	4,235	6,287
July	6,802	8,144
August	9,103	9,965
September	11,712	12,190
October	14,286	14,377
November	16,384	16,600
December	18,706	18,494
January	20,319	
February	21,780	
March	24,232	
April	25,406	
May	25,406	
June	25,406	

QUALITY

	Quantity	Base Number	Contract	AT	Region	England
% of FP17s for the same patient ID Re-attending within 3 months - Children	132	2,521	5.2%	12.1%	11.9%	12.4%
% of FP17s for the same patient ID Re-attending within 3 months - Adults	862	7,348	11.7%	17.2%	16.5%	16.6%
% of FP17s for the same patient ID Re-attending between 3 & 9 months - Children	1,247	2,521	49.5%	55.4%	60.2%	57.5%
% of FP17s for the same patient ID Re-attending between 3 & 9 months - Adults	3,159	7,348	43.0%	48.6%	52.0%	50.4%
% of FP17s for Band 1 Urgent Courses	965	8,587	11.2%	10.8%	9.5%	9.1%
% of FP17s Relating to Free Repair or Replacements	35	8,587	0.4%	0.6%	0.7%	0.8%
% of FP17s Relating to Continuations	20	8,587	0.2%	1.0%	1.2%	1.3%
% of Patients satisfied with the dentistry they have received	14	18	77.8%	92.1%	92.9%	92.7%
% of Patients satisfied with the time they had to wait for an appointment	13	18	72.2%	87.9%	88.8%	88.8%

* This is based on patients treated on this contract for their most recent course of treatment. Figures in italics indicate the base number of FP17s or Patient Questionnaire responses are less than 100. N/A is shown where the base number of responses is less than 10 during the period. % is calculated as Quantity/Base number*100

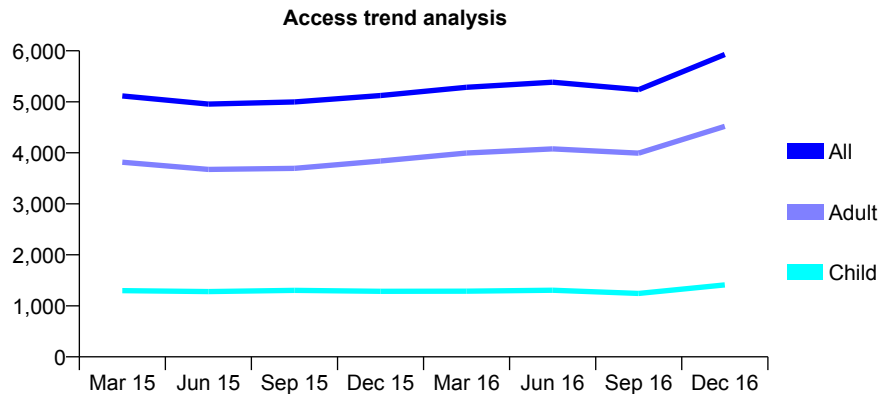
Q67 - Vital Signs At a Glance Contract Report for 921351/0013 - December 2016

Name or company name	MR PK CHOPRA
Contract type name	GDS Contract
Purpose of contract	General
Contract start date	01/04/2009
Contract end date	

16/17 Contracted general activity (UDA)	18,000
Carry forward general activity (UDA)	655
16/17 Contracted orthodontic activity (UOA)	0
Carry forward orthodontic activity (UOA)	0
Baseline contract value	£346,049.92

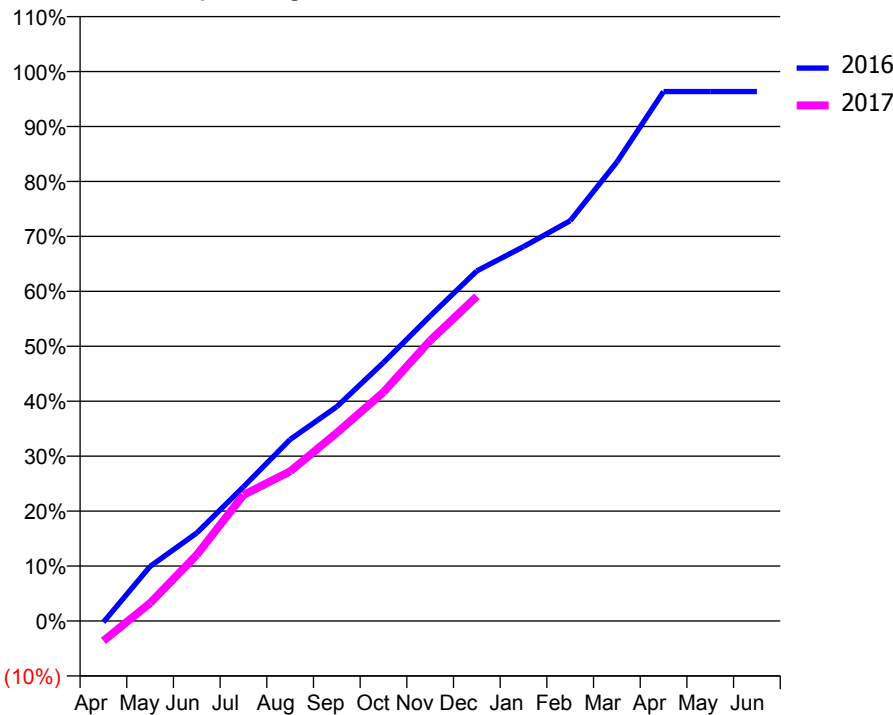
ACCESS*

Patients seen in 24 months	Total	Change since previous quarter
Quarter ending December 2015	5,124	
Quarter ending March 2016	5,285	↑
Quarter ending June 2016	5,384	→
Quarter ending September 2016	5,238	↓
Quarter ending December 2016	5,928	↑
Variance since December 2015	15.7%	↑



ACTIVITY

Cumulative percentage of contracted UDA delivered 2016 & 2017



Month	Adjusted Scheduled Activity (UDA)	
	2016	2017
April	-43	-655
May	1,787	586
June	2,884	2,170
July	4,398	4,129
August	5,947	4,901
September	7,021	6,167
October	8,469	7,496
November	9,993	9,187
December	11,469	10,634
January	12,264	
February	13,110	
March	15,032	
April	17,344	
May	17,344	
June	17,345	

QUALITY

	Quantity	Base Number	Contract	AT	Region	England
% of FP17s for the same patient ID Re-attending within 3 months - Children	109	1,431	7.6%	12.1%	11.9%	12.4%
% of FP17s for the same patient ID Re-attending within 3 months - Adults	614	4,430	13.9%	17.2%	16.5%	16.6%
% of FP17s for the same patient ID Re-attending between 3 & 9 months - Children	586	1,431	41.0%	55.4%	60.2%	57.5%
% of FP17s for the same patient ID Re-attending between 3 & 9 months - Adults	1,670	4,430	37.7%	48.6%	52.0%	50.4%
% of FP17s for Band 1 Urgent Courses	824	5,128	16.1%	10.8%	9.5%	9.1%
% of FP17s Relating to Free Repair or Replacements	11	5,128	0.2%	0.6%	0.7%	0.8%
% of FP17s Relating to Continuations	12	5,128	0.2%	1.0%	1.2%	1.3%
% of Patients satisfied with the dentistry they have received	5	5	N/A	92.1%	92.9%	92.7%
% of Patients satisfied with the time they had to wait for an appointment	5	5	N/A	87.9%	88.8%	88.8%

* This is based on patients treated on this contract for their most recent course of treatment. Figures in italics indicate the base number of FP17s or Patient Questionnaire responses are less than 100. N/A is shown where the base number of responses is less than 10 during the period. % is calculated as Quantity/Base number*100

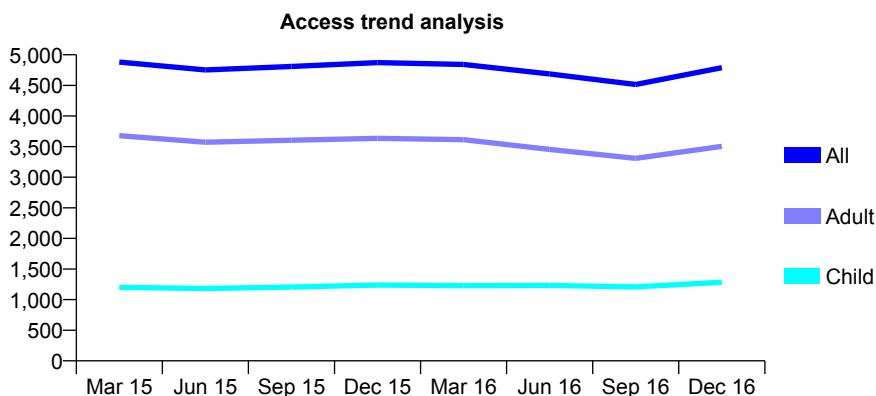
Q67 - Vital Signs At a Glance Contract Report for 921351/0014 - December 2016

Name or company name	MR PK CHOPRA
Contract type name	GDS Contract
Purpose of contract	General
Contract start date	01/04/2009
Contract end date	

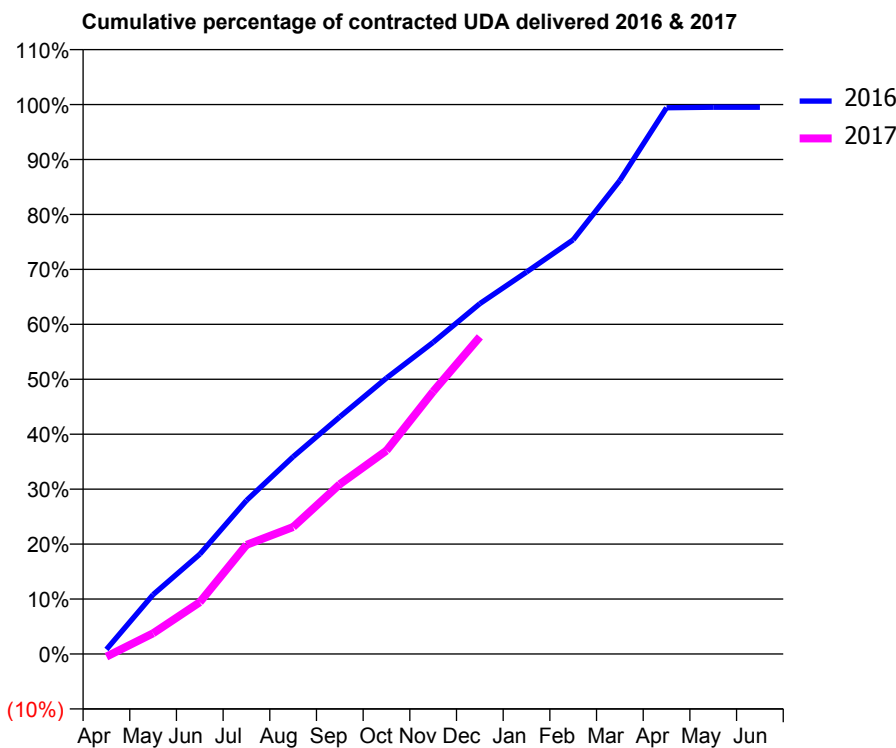
16/17 Contracted general activity (UDA)	15,000
Carry forward general activity (UDA)	74
16/17 Contracted orthodontic activity (UOA)	0
Carry forward orthodontic activity (UOA)	0
Baseline contract value	£288,787.63

ACCESS*

Patients seen in 24 months	Total	Change since previous quarter
Quarter ending December 2015	4,872	
Quarter ending March 2016	4,841	→
Quarter ending June 2016	4,687	↓
Quarter ending September 2016	4,515	↓
Quarter ending December 2016	4,790	↑
Variance since December 2015	(1.7%)	↓



ACTIVITY



Month	Adjusted Scheduled Activity (UDA)	
	2016	2017
April	126	-74
May	1,623	567
June	2,724	1,413
July	4,190	2,981
August	5,386	3,465
September	6,474	4,634
October	7,533	5,553
November	8,510	7,165
December	9,565	8,658
January	10,427	
February	11,306	
March	12,927	
April	14,910	
May	14,925	
June	14,926	

QUALITY

	Quantity	Base Number	Contract	AT	Region	England
% of FP17s for the same patient ID Re-attending within 3 months - Children	56	1,160	4.8%	12.1%	11.9%	12.4%
% of FP17s for the same patient ID Re-attending within 3 months - Adults	443	3,278	13.5%	17.2%	16.5%	16.6%
% of FP17s for the same patient ID Re-attending between 3 & 9 months - Children	421	1,160	36.3%	55.4%	60.2%	57.5%
% of FP17s for the same patient ID Re-attending between 3 & 9 months - Adults	1,095	3,278	33.4%	48.6%	52.0%	50.4%
% of FP17s for Band 1 Urgent Courses	543	3,790	14.3%	10.8%	9.5%	9.1%
% of FP17s Relating to Free Repair or Replacements	19	3,790	0.5%	0.6%	0.7%	0.8%
% of FP17s Relating to Continuations	14	3,790	0.4%	1.0%	1.2%	1.3%
% of Patients satisfied with the dentistry they have received	3	4	N/A	92.1%	92.9%	92.7%
% of Patients satisfied with the time they had to wait for an appointment	2	4	N/A	87.9%	88.8%	88.8%

* This is based on patients treated on this contract for their most recent course of treatment. Figures in italics indicate the base number of FP17s or Patient Questionnaire responses are less than 100. N/A is shown where the base number of responses is less than 10 during the period. % is calculated as Quantity/Base number*100

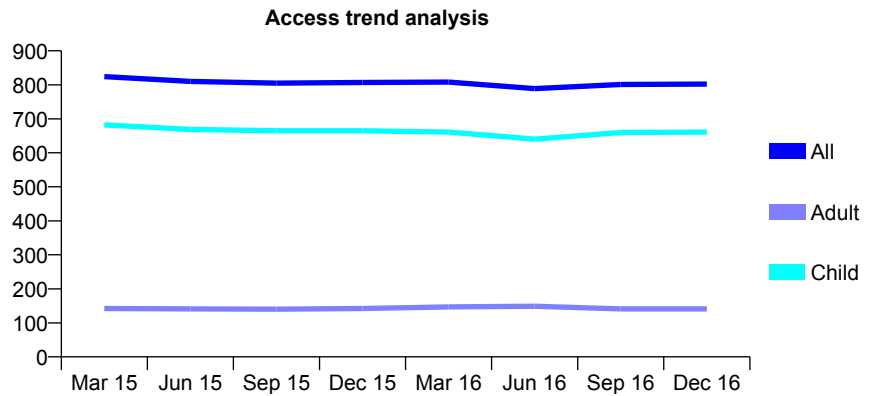
Q67 - Vital Signs At a Glance Contract Report for 921882/0001 - December 2016

Name or company name	MR PM NEWMAN
Contract type name	GDS Contract
Purpose of contract	General
Contract start date	01/04/2006
Contract end date	

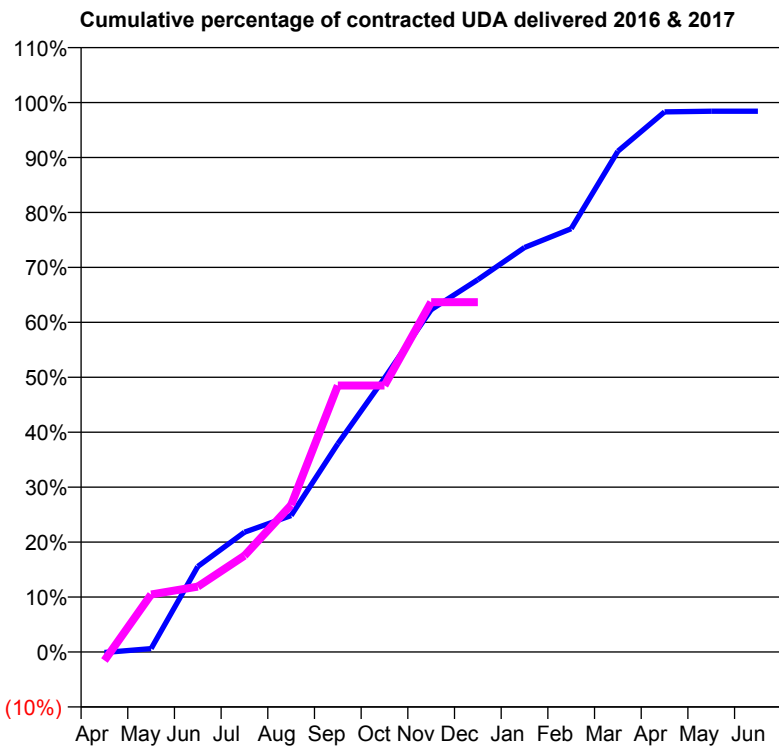
16/17 Contracted general activity (UDA)	1,786
Carry forward general activity (UDA)	28
16/17 Contracted orthodontic activity (UOA)	0
Carry forward orthodontic activity (UOA)	0
Baseline contract value	£43,668.41

ACCESS*

Patients seen in 24 months	Total	Change since previous quarter
Quarter ending December 2015	807	
Quarter ending March 2016	808	→
Quarter ending June 2016	789	↓
Quarter ending September 2016	801	→
Quarter ending December 2016	802	→
Variance since December 2015	(0.6%)	→



ACTIVITY



Month	Adjusted Scheduled Activity (UDA)	
	2016	2017
April	-2	-28
May	11	187
June	278	213
July	389	313
August	444	478
September	677	866
October	891	866
November	1,113	1,137
December	1,210	1,137
January	1,315	
February	1,376	
March	1,628	
April	1,756	
May	1,758	
June	1,758	

QUALITY

	Quantity	Base Number	Contract	AT	Region	England
% of FP17s for the same patient ID Re-attending within 3 months - Children	139	901	15.4%	12.1%	11.9%	12.4%
% of FP17s for the same patient ID Re-attending within 3 months - Adults	18	97	18.6%	17.2%	16.5%	16.6%
% of FP17s for the same patient ID Re-attending between 3 & 9 months - Children	569	901	63.2%	55.4%	60.2%	57.5%
% of FP17s for the same patient ID Re-attending between 3 & 9 months - Adults	52	97	53.6%	48.6%	52.0%	50.4%
% of FP17s for Band 1 Urgent Courses	30	899	3.3%	10.8%	9.5%	9.1%
% of FP17s Relating to Free Repair or Replacements	0	899	0.0%	0.6%	0.7%	0.8%
% of FP17s Relating to Continuations	0	899	0.0%	1.0%	1.2%	1.3%
% of Patients satisfied with the dentistry they have received	1	1	N/A	92.1%	92.9%	92.7%
% of Patients satisfied with the time they had to wait for an appointment	1	1	N/A	87.9%	88.8%	88.8%

* This is based on patients treated on this contract for their most recent course of treatment. Figures in italics indicate the base number of FP17s or Patient Questionnaire responses are less than 100. N/A is shown where the base number of responses is less than 10 during the period. % is calculated as Quantity/Base number*100

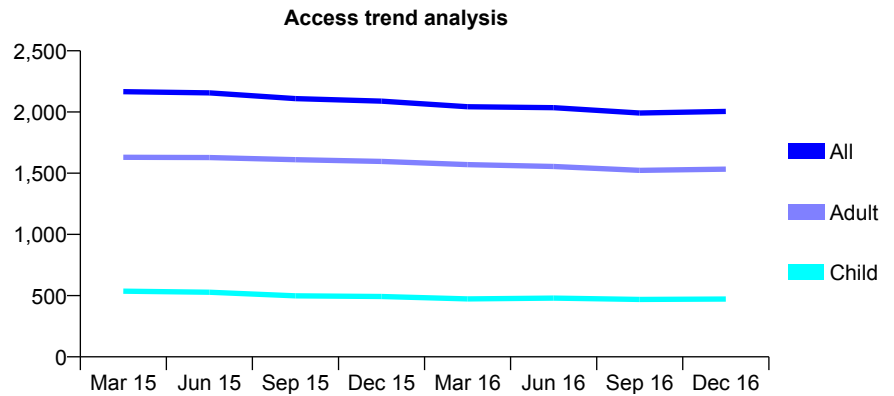
Q67 - Vital Signs At a Glance Contract Report for 923109/0001 - December 2016

Name or company name	MR MS TAWANA
Contract type name	GDS Contract
Purpose of contract	General
Contract start date	01/04/2006
Contract end date	

16/17 Contracted general activity (UDA)	6,576
Carry forward general activity (UDA)	0
16/17 Contracted orthodontic activity (UOA)	0
Carry forward orthodontic activity (UOA)	0
Baseline contract value	£172,026.29

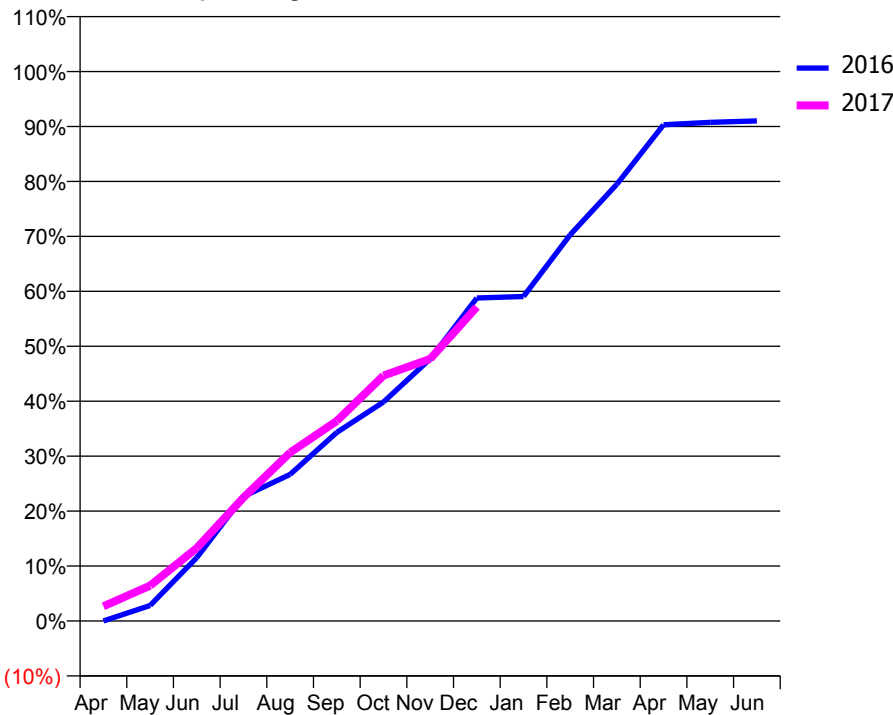
ACCESS*

Patients seen in 24 months	Total	Change since previous quarter
Quarter ending December 2015	2,089	
Quarter ending March 2016	2,043	↓
Quarter ending June 2016	2,035	→
Quarter ending September 2016	1,992	↓
Quarter ending December 2016	2,005	→
Variance since December 2015	(4.0%)	↓



ACTIVITY

Cumulative percentage of contracted UDA delivered 2016 & 2017



Month	Adjusted Scheduled Activity (UDA)	
	2016	2017
April	1	176
May	186	424
June	758	873
July	1,490	1,477
August	1,755	2,017
September	2,257	2,394
October	2,622	2,936
November	3,137	3,136
December	3,865	3,759
January	3,883	
February	4,622	
March	5,228	
April	5,939	
May	5,967	
June	5,984	

QUALITY

	Quantity	Base Number	Contract	AT	Region	England
% of FP17s for the same patient ID Re-attending within 3 months - Children	15	386	3.9%	12.1%	11.9%	12.4%
% of FP17s for the same patient ID Re-attending within 3 months - Adults	109	1,309	8.3%	17.2%	16.5%	16.6%
% of FP17s for the same patient ID Re-attending between 3 & 9 months - Children	124	386	32.1%	55.4%	60.2%	57.5%
% of FP17s for the same patient ID Re-attending between 3 & 9 months - Adults	508	1,309	38.8%	48.6%	52.0%	50.4%
% of FP17s for Band 1 Urgent Courses	123	1,481	8.3%	10.8%	9.5%	9.1%
% of FP17s Relating to Free Repair or Replacements	2	1,481	0.1%	0.6%	0.7%	0.8%
% of FP17s Relating to Continuations	2	1,481	0.1%	1.0%	1.2%	1.3%
% of Patients satisfied with the dentistry they have received	9	10	90.0%	92.1%	92.9%	92.7%
% of Patients satisfied with the time they had to wait for an appointment	7	10	70.0%	87.9%	88.8%	88.8%

* This is based on patients treated on this contract for their most recent course of treatment. Figures in italics indicate the base number of FP17s or Patient Questionnaire responses are less than 100. N/A is shown where the base number of responses is less than 10 during the period. % is calculated as Quantity/Base number*100

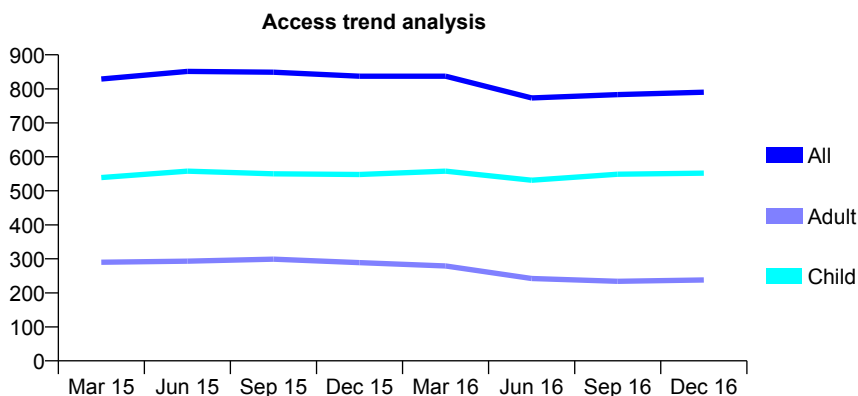
Q67 - Vital Signs At a Glance Contract Report for 925780/0001 - December 2016

Name or company name	MRS R PATEL
Contract type name	GDS Contract
Purpose of contract	General
Contract start date	01/04/2006
Contract end date	

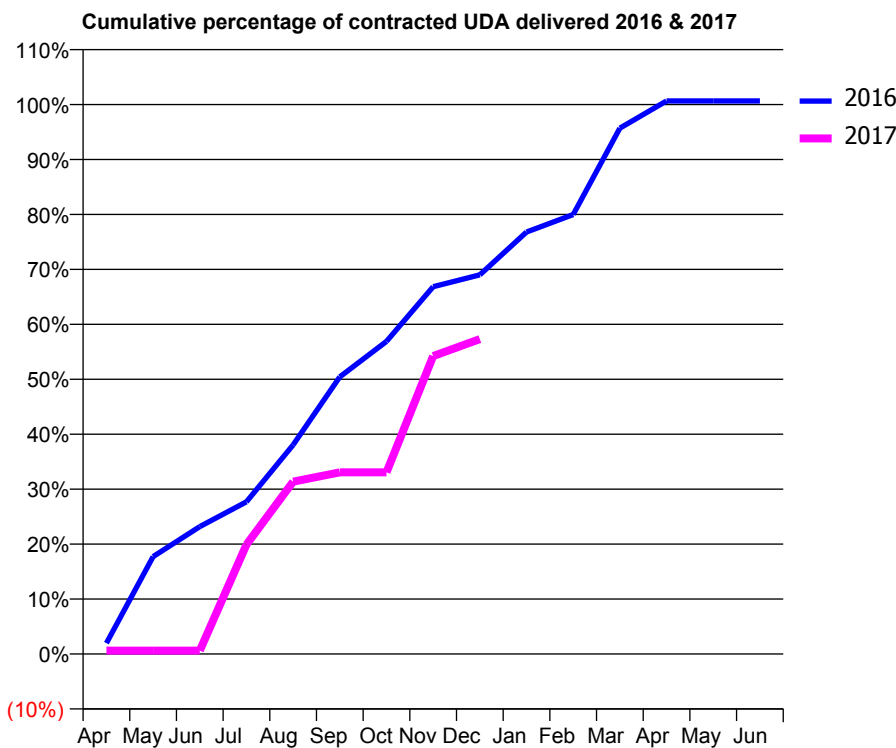
16/17 Contracted general activity (UDA)	1,920
Carry forward general activity (UDA)	-12
16/17 Contracted orthodontic activity (UOA)	0
Carry forward orthodontic activity (UOA)	0
Baseline contract value	£51,689.47

ACCESS*

Patients seen in 24 months	Total	Change since previous quarter
Quarter ending December 2015	837	
Quarter ending March 2016	837	→
Quarter ending June 2016	773	↓
Quarter ending September 2016	783	→
Quarter ending December 2016	790	→
Variance since December 2015	(5.6%)	↓



ACTIVITY



Month	Adjusted Scheduled Activity (UDA)	
	2016	2017
April	38	12
May	340	12
June	445	12
July	532	382
August	731	602
September	968	635
October	1,092	635
November	1,284	1,041
December	1,325	1,100
January	1,474	
February	1,535	
March	1,838	
April	1,932	
May	1,932	
June	1,932	

QUALITY

	Quantity	Base Number	Contract	AT	Region	England
% of FP17s for the same patient ID Re-attending within 3 months - Children	33	527	6.3%	12.1%	11.9%	12.4%
% of FP17s for the same patient ID Re-attending within 3 months - Adults	12	137	8.8%	17.2%	16.5%	16.6%
% of FP17s for the same patient ID Re-attending between 3 & 9 months - Children	284	527	53.9%	55.4%	60.2%	57.5%
% of FP17s for the same patient ID Re-attending between 3 & 9 months - Adults	35	137	25.5%	48.6%	52.0%	50.4%
% of FP17s for Band 1 Urgent Courses	107	624	17.1%	10.8%	9.5%	9.1%
% of FP17s Relating to Free Repair or Replacements	0	624	0.0%	0.6%	0.7%	0.8%
% of FP17s Relating to Continuations	5	624	0.8%	1.0%	1.2%	1.3%
% of Patients satisfied with the dentistry they have received	3	3	N/A	92.1%	92.9%	92.7%
% of Patients satisfied with the time they had to wait for an appointment	3	3	N/A	87.9%	88.8%	88.8%

* This is based on patients treated on this contract for their most recent course of treatment. Figures in italics indicate the base number of FP17s or Patient Questionnaire responses are less than 100. N/A is shown where the base number of responses is less than 10 during the period. % is calculated as Quantity/Base number*100

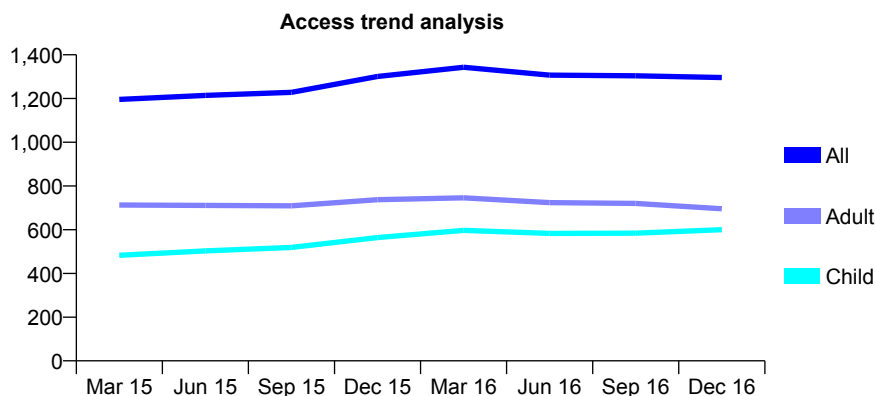
Q67 - Vital Signs At a Glance Contract Report for 933961/0001 - December 2016

Name or company name	MRS M CHADHA
Contract type name	GDS Contract
Purpose of contract	General
Contract start date	01/04/2006
Contract end date	

16/17 Contracted general activity (UDA)	4,072
Carry forward general activity (UDA)	-14
16/17 Contracted orthodontic activity (UOA)	0
Carry forward orthodontic activity (UOA)	0
Baseline contract value	£103,534.40

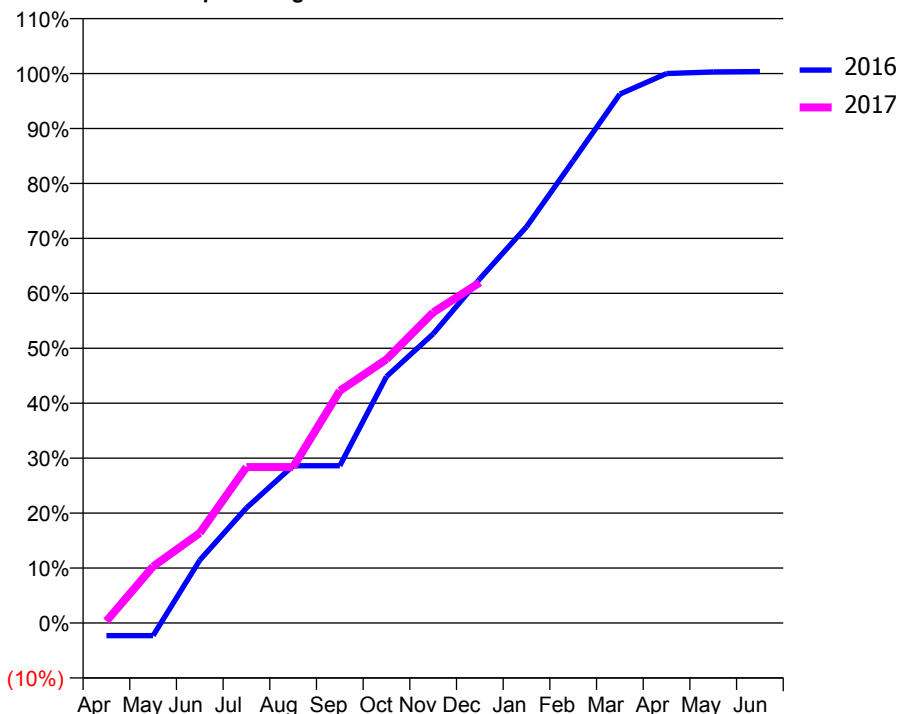
ACCESS*

Patients seen in 24 months	Total	Change since previous quarter
Quarter ending December 2015	1,301	
Quarter ending March 2016	1,343	↑
Quarter ending June 2016	1,307	↓
Quarter ending September 2016	1,304	→
Quarter ending December 2016	1,296	→
Variance since December 2015	(0.4%)	→



ACTIVITY

Cumulative percentage of contracted UDA delivered 2016 & 2017



Month	Adjusted Scheduled Activity (UDA)	
	2016	2017
April	-94	14
May	-94	419
June	466	667
July	854	1,156
August	1,166	1,156
September	1,166	1,721
October	1,827	1,954
November	2,143	2,302
December	2,551	2,523
January	2,936	
February	3,425	
March	3,919	
April	4,072	
May	4,083	
June	4,086	

QUALITY

	Quantity	Base Number	Contract	AT	Region	England
% of FP17s for the same patient ID Re-attending within 3 months - Children	45	617	7.3%	12.1%	11.9%	12.4%
% of FP17s for the same patient ID Re-attending within 3 months - Adults	119	655	18.2%	17.2%	16.5%	16.6%
% of FP17s for the same patient ID Re-attending between 3 & 9 months - Children	396	617	64.2%	55.4%	60.2%	57.5%
% of FP17s for the same patient ID Re-attending between 3 & 9 months - Adults	390	655	59.5%	48.6%	52.0%	50.4%
% of FP17s for Band 1 Urgent Courses	142	1,197	11.9%	10.8%	9.5%	9.1%
% of FP17s Relating to Free Repair or Replacements	0	1,197	0.0%	0.6%	0.7%	0.8%
% of FP17s Relating to Continuations	2	1,197	0.2%	1.0%	1.2%	1.3%
% of Patients satisfied with the dentistry they have received	2	2	N/A	92.1%	92.9%	92.7%
% of Patients satisfied with the time they had to wait for an appointment	2	2	N/A	87.9%	88.8%	88.8%

* This is based on patients treated on this contract for their most recent course of treatment. Figures in italics indicate the base number of FP17s or Patient Questionnaire responses are less than 100. N/A is shown where the base number of responses is less than 10 during the period. % is calculated as Quantity/Base number*100

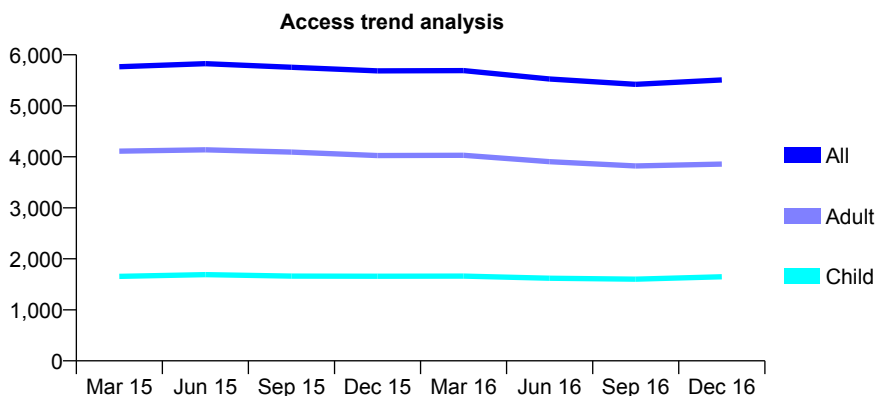
Q67 - Vital Signs At a Glance Contract Report for 934887/0002 - December 2016

Name or company name	MR R NATH
Contract type name	GDS Contract
Purpose of contract	General
Contract start date	01/12/2008
Contract end date	

16/17 Contracted general activity (UDA)	15,757
Carry forward general activity (UDA)	614
16/17 Contracted orthodontic activity (UOA)	0
Carry forward orthodontic activity (UOA)	0
Baseline contract value	£499,572.43

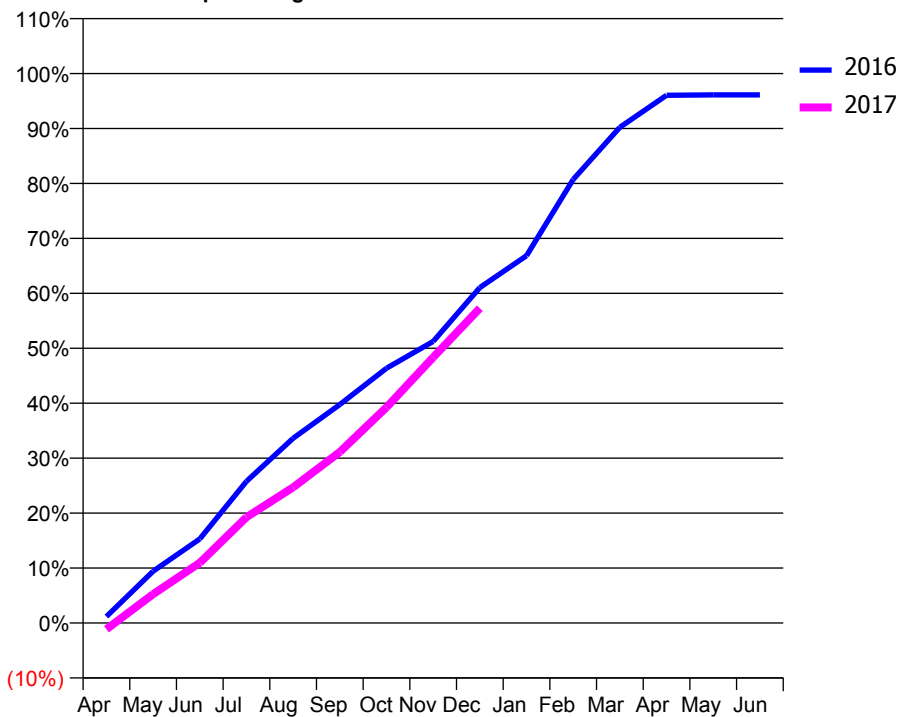
ACCESS*

Patients seen in 24 months	Total	Change since previous quarter
Quarter ending December 2015	5,685	
Quarter ending March 2016	5,691	→
Quarter ending June 2016	5,525	↓
Quarter ending September 2016	5,421	↓
Quarter ending December 2016	5,506	→
Variance since December 2015	(3.1%)	↓



ACTIVITY

Cumulative percentage of contracted UDA delivered 2016 & 2017



Month	Adjusted Scheduled Activity (UDA)	
	2016	2017
April	186	-182
May	1,485	828
June	2,412	1,728
July	4,064	3,034
August	5,297	3,889
September	6,265	4,905
October	7,306	6,186
November	8,072	7,620
December	9,620	9,025
January	10,533	
February	12,721	
March	14,214	
April	15,132	
May	15,143	
June	15,143	

QUALITY

	Quantity	Base Number	Contract	AT	Region	England
% of FP17s for the same patient ID Re-attending within 3 months - Children	118	1,408	8.4%	12.1%	11.9%	12.4%
% of FP17s for the same patient ID Re-attending within 3 months - Adults	397	2,763	14.4%	17.2%	16.5%	16.6%
% of FP17s for the same patient ID Re-attending between 3 & 9 months - Children	547	1,408	38.8%	55.4%	60.2%	57.5%
% of FP17s for the same patient ID Re-attending between 3 & 9 months - Adults	793	2,763	28.7%	48.6%	52.0%	50.4%
% of FP17s for Band 1 Urgent Courses	335	3,324	10.1%	10.8%	9.5%	9.1%
% of FP17s Relating to Free Repair or Replacements	13	3,324	0.4%	0.6%	0.7%	0.8%
% of FP17s Relating to Continuations	22	3,324	0.7%	1.0%	1.2%	1.3%
% of Patients satisfied with the dentistry they have received	8	8	N/A	92.1%	92.9%	92.7%
% of Patients satisfied with the time they had to wait for an appointment	8	8	N/A	87.9%	88.8%	88.8%

* This is based on patients treated on this contract for their most recent course of treatment. Figures in italics indicate the base number of FP17s or Patient Questionnaire responses are less than 100. N/A is shown where the base number of responses is less than 10 during the period. % is calculated as Quantity/Base number*100

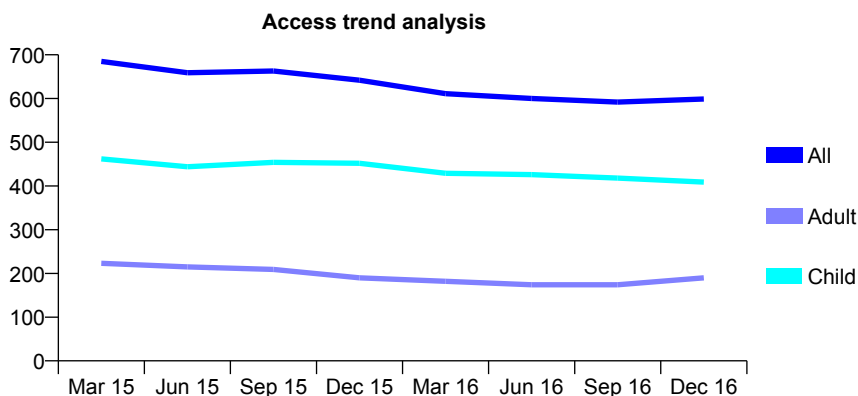
Q67 - Vital Signs At a Glance Contract Report for 937363/0003 - December 2016

Name or company name	MR G HAMILL
Contract type name	GDS Contract
Purpose of contract	General and Orthodontic
Contract start date	01/04/2006
Contract end date	

16/17 Contracted general activity (UDA)	2,030
Carry forward general activity (UDA)	0
16/17 Contracted orthodontic activity (UOA)	0
Carry forward orthodontic activity (UOA)	0
Baseline contract value	£59,515.99

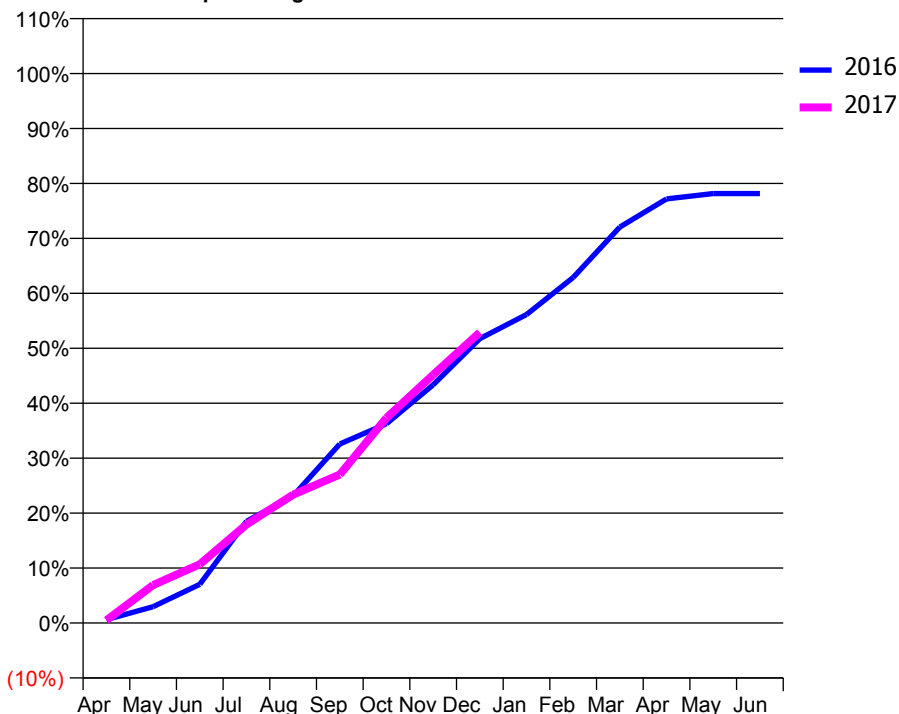
ACCESS*

Patients seen in 24 months	Total	Change since previous quarter
Quarter ending December 2015	642	
Quarter ending March 2016	611	↓
Quarter ending June 2016	600	↓
Quarter ending September 2016	592	↓
Quarter ending December 2016	599	→
Variance since December 2015	(6.7%)	↓



ACTIVITY

Cumulative percentage of contracted UDA delivered 2016 & 2017



Month	Adjusted Scheduled Activity (UDA)	
	2016	2017
April	11	10
May	52	140
June	125	217
July	327	364
August	408	474
September	575	549
October	640	758
November	765	917
December	913	1,074
January	991	
February	1,110	
March	1,272	
April	1,362	
May	1,379	
June	1,379	

QUALITY

	Quantity	Base Number	Contract	AT	Region	England
% of FP17s for the same patient ID Re-attending within 3 months - Children	34	509	6.7%	12.1%	11.9%	12.4%
% of FP17s for the same patient ID Re-attending within 3 months - Adults	34	170	20.0%	17.2%	16.5%	16.6%
% of FP17s for the same patient ID Re-attending between 3 & 9 months - Children	331	509	65.0%	55.4%	60.2%	57.5%
% of FP17s for the same patient ID Re-attending between 3 & 9 months - Adults	75	170	44.1%	48.6%	52.0%	50.4%
% of FP17s for Band 1 Urgent Courses	28	600	4.7%	10.8%	9.5%	9.1%
% of FP17s Relating to Free Repair or Replacements	0	600	0.0%	0.6%	0.7%	0.8%
% of FP17s Relating to Continuations	12	600	2.0%	1.0%	1.2%	1.3%
% of Patients satisfied with the dentistry they have received	1	1	N/A	92.1%	92.9%	92.7%
% of Patients satisfied with the time they had to wait for an appointment	1	1	N/A	87.9%	88.8%	88.8%

* This is based on patients treated on this contract for their most recent course of treatment. Figures in italics indicate the base number of FP17s or Patient Questionnaire responses are less than 100. N/A is shown where the base number of responses is less than 10 during the period. % is calculated as Quantity/Base number*100

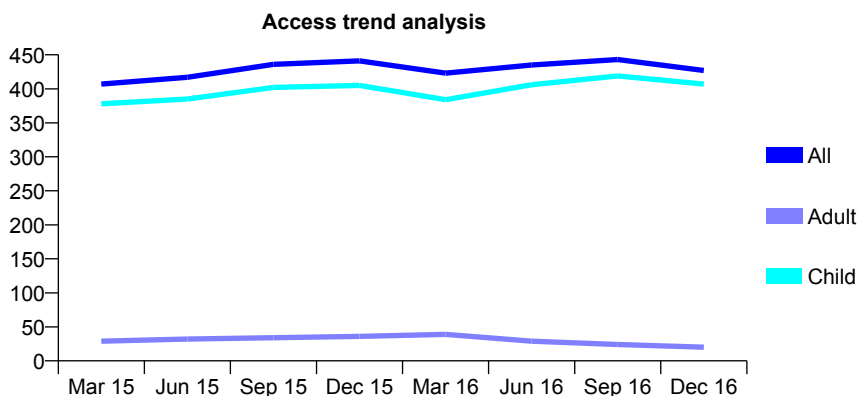
Q67 - Vital Signs At a Glance Contract Report for 946575/0001 - December 2016

Name or company name	MR KO ONANUGA
Contract type name	GDS Contract
Purpose of contract	General
Contract start date	03/12/2007
Contract end date	

16/17 Contracted general activity (UDA)	707
Carry forward general activity (UDA)	18
16/17 Contracted orthodontic activity (UOA)	0
Carry forward orthodontic activity (UOA)	0
Baseline contract value	£19,999.09

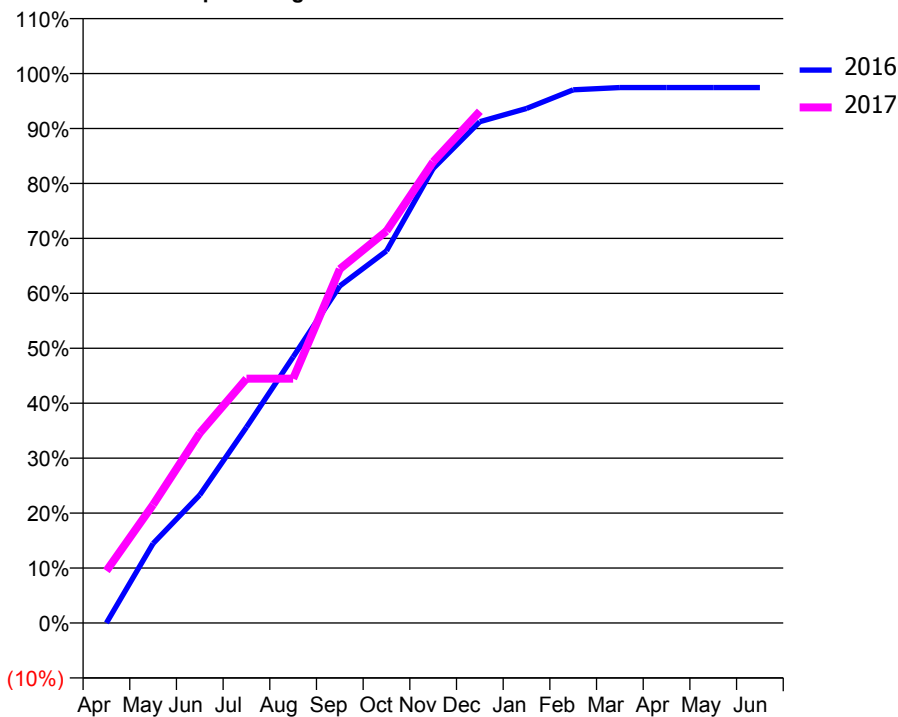
ACCESS*

Patients seen in 24 months	Total	Change since previous quarter
Quarter ending December 2015	441	
Quarter ending March 2016	423	↓
Quarter ending June 2016	435	↑
Quarter ending September 2016	443	→
Quarter ending December 2016	427	↓
Variance since December 2015	(3.2%)	↓



ACTIVITY

Cumulative percentage of contracted UDA delivered 2016 & 2017



Month	Adjusted Scheduled Activity (UDA)	
	2016	2017
April	0	67
May	102	152
June	165	244
July	252	314
August	342	314
September	434	455
October	479	504
November	585	593
December	645	658
January	662	
February	686	
March	689	
April	689	
May	689	
June	689	

QUALITY

	Quantity	Base Number	Contract	AT	Region	England
% of FP17s for the same patient ID Re-attending within 3 months - Children	22	486	4.5%	12.1%	11.9%	12.4%
% of FP17s for the same patient ID Re-attending within 3 months - Adults	0	7	0.0%	17.2%	16.5%	16.6%
% of FP17s for the same patient ID Re-attending between 3 & 9 months - Children	251	486	51.6%	55.4%	60.2%	57.5%
% of FP17s for the same patient ID Re-attending between 3 & 9 months - Adults	5	7	71.4%	48.6%	52.0%	50.4%
% of FP17s for Band 1 Urgent Courses	2	493	0.4%	10.8%	9.5%	9.1%
% of FP17s Relating to Free Repair or Replacements	0	493	0.0%	0.6%	0.7%	0.8%
% of FP17s Relating to Continuations	0	493	0.0%	1.0%	1.2%	1.3%
% of Patients satisfied with the dentistry they have received	0	0	N/A	92.1%	92.9%	92.7%
% of Patients satisfied with the time they had to wait for an appointment	0	0	N/A	87.9%	88.8%	88.8%

* This is based on patients treated on this contract for their most recent course of treatment. Figures in italics indicate the base number of FP17s or Patient Questionnaire responses are less than 100. N/A is shown where the base number of responses is less than 10 during the period. % is calculated as Quantity/Base number*100

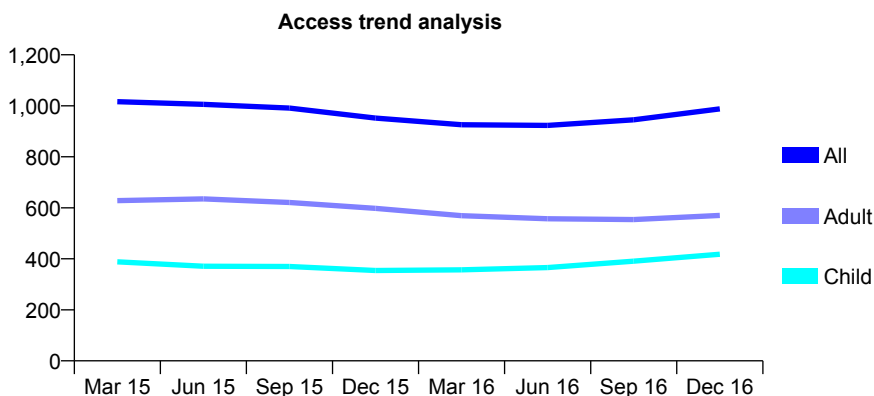
Q67 - Vital Signs At a Glance Contract Report for 952869/0001 - December 2016

Name or company name	MISS MF LOGUE
Contract type name	GDS Contract
Purpose of contract	General
Contract start date	01/04/2006
Contract end date	

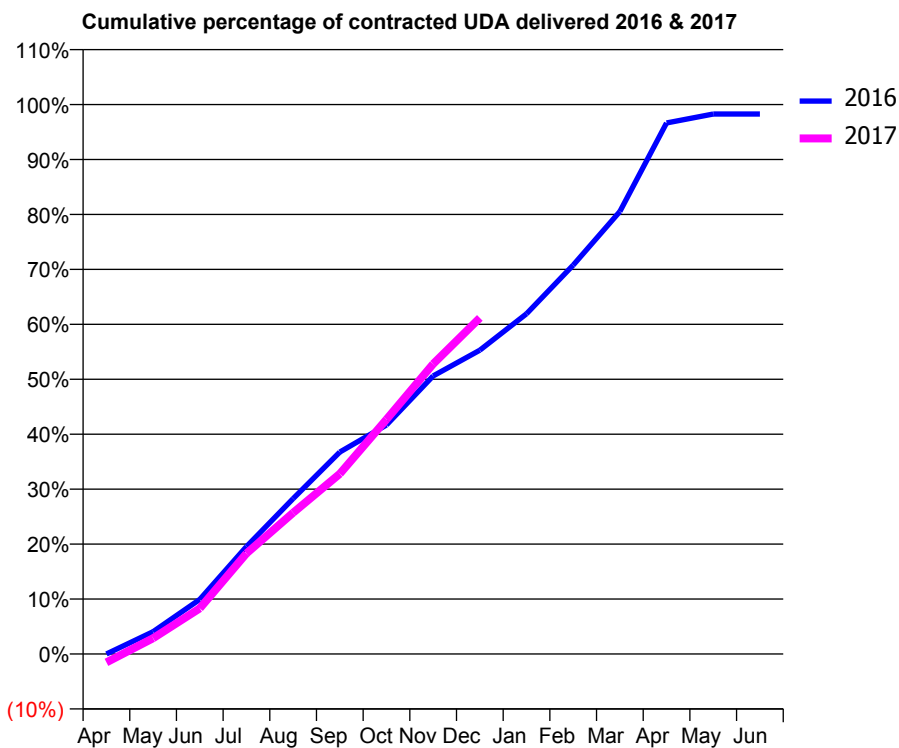
16/17 Contracted general activity (UDA)	3,624
Carry forward general activity (UDA)	62
16/17 Contracted orthodontic activity (UOA)	0
Carry forward orthodontic activity (UOA)	0
Baseline contract value	£88,608.24

ACCESS*

Patients seen in 24 months	Total	Change since previous quarter
Quarter ending December 2015	952	
Quarter ending March 2016	926	↓
Quarter ending June 2016	923	→
Quarter ending September 2016	945	↑
Quarter ending December 2016	988	↑
Variance since December 2015	3.8%	↑



ACTIVITY



Month	Adjusted Scheduled Activity (UDA)	
	2016	2017
April	0	-56
May	147	104
June	360	302
July	708	663
August	1,025	932
September	1,332	1,188
October	1,511	1,547
November	1,834	1,913
December	2,004	2,217
January	2,244	
February	2,565	
March	2,919	
April	3,502	
May	3,562	
June	3,562	

QUALITY

	Quantity	Base Number	Contract	AT	Region	England
% of FP17s for the same patient ID Re-attending within 3 months - Children	82	594	13.8%	12.1%	11.9%	12.4%
% of FP17s for the same patient ID Re-attending within 3 months - Adults	119	623	19.1%	17.2%	16.5%	16.6%
% of FP17s for the same patient ID Re-attending between 3 & 9 months - Children	290	594	48.8%	55.4%	60.2%	57.5%
% of FP17s for the same patient ID Re-attending between 3 & 9 months - Adults	289	623	46.4%	48.6%	52.0%	50.4%
% of FP17s for Band 1 Urgent Courses	168	1,009	16.7%	10.8%	9.5%	9.1%
% of FP17s Relating to Free Repair or Replacements	4	1,009	0.4%	0.6%	0.7%	0.8%
% of FP17s Relating to Continuations	6	1,009	0.6%	1.0%	1.2%	1.3%
% of Patients satisfied with the dentistry they have received	3	3	N/A	92.1%	92.9%	92.7%
% of Patients satisfied with the time they had to wait for an appointment	3	3	N/A	87.9%	88.8%	88.8%

* This is based on patients treated on this contract for their most recent course of treatment. Figures in italics indicate the base number of FP17s or Patient Questionnaire responses are less than 100. N/A is shown where the base number of responses is less than 10 during the period. % is calculated as Quantity/Base number*100

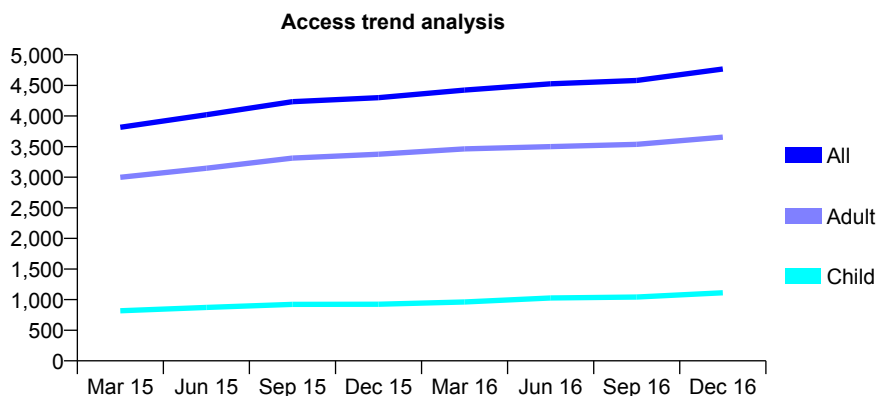
Q67 - Vital Signs At a Glance Contract Report for 953245/0001 - December 2016

Name or company name	MISS SR PHOTAY
Contract type name	GDS Contract
Purpose of contract	General
Contract start date	01/04/2012
Contract end date	

16/17 Contracted general activity (UDA)	11,840
Carry forward general activity (UDA)	-220
16/17 Contracted orthodontic activity (UOA)	0
Carry forward orthodontic activity (UOA)	0
Baseline contract value	£373,267.36

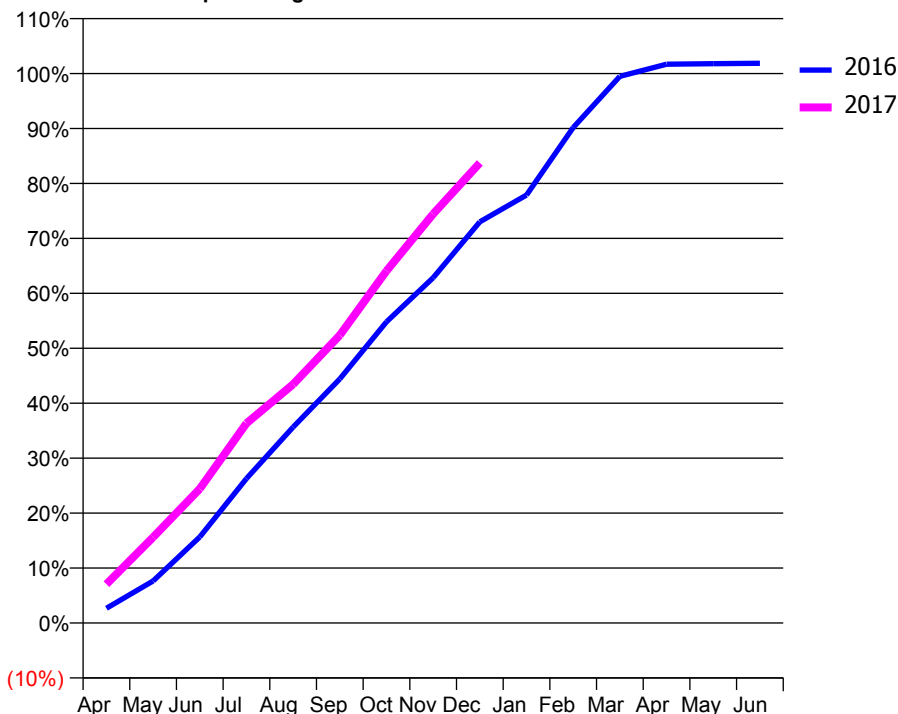
ACCESS*

Patients seen in 24 months	Total	Change since previous quarter
Quarter ending December 2015	4,300	
Quarter ending March 2016	4,424	↑
Quarter ending June 2016	4,527	↑
Quarter ending September 2016	4,580	→
Quarter ending December 2016	4,767	↑
Variance since December 2015	10.9%	↑



ACTIVITY

Cumulative percentage of contracted UDA delivered 2016 & 2017



Month	Adjusted Scheduled Activity (UDA)	
	2016	2017
April	318	838
May	907	1,850
June	1,856	2,892
July	3,112	4,304
August	4,223	5,144
September	5,260	6,203
October	6,490	7,586
November	7,440	8,813
December	8,644	9,913
January	9,221	
February	10,675	
March	11,779	
April	12,042	
May	12,051	
June	12,060	

QUALITY

	Quantity	Base Number	Contract	AT	Region	England
% of FP17s for the same patient ID Re-attending within 3 months - Children	111	1,104	10.1%	12.1%	11.9%	12.4%
% of FP17s for the same patient ID Re-attending within 3 months - Adults	607	3,491	17.4%	17.2%	16.5%	16.6%
% of FP17s for the same patient ID Re-attending between 3 & 9 months - Children	442	1,104	40.0%	55.4%	60.2%	57.5%
% of FP17s for the same patient ID Re-attending between 3 & 9 months - Adults	1,558	3,491	44.6%	48.6%	52.0%	50.4%
% of FP17s for Band 1 Urgent Courses	590	4,100	14.4%	10.8%	9.5%	9.1%
% of FP17s Relating to Free Repair or Replacements	0	4,100	0.0%	0.6%	0.7%	0.8%
% of FP17s Relating to Continuations	49	4,100	1.2%	1.0%	1.2%	1.3%
% of Patients satisfied with the dentistry they have received	6	7	N/A	92.1%	92.9%	92.7%
% of Patients satisfied with the time they had to wait for an appointment	6	7	N/A	87.9%	88.8%	88.8%

* This is based on patients treated on this contract for their most recent course of treatment. Figures in italics indicate the base number of FP17s or Patient Questionnaire responses are less than 100. N/A is shown where the base number of responses is less than 10 during the period. % is calculated as Quantity/Base number*100

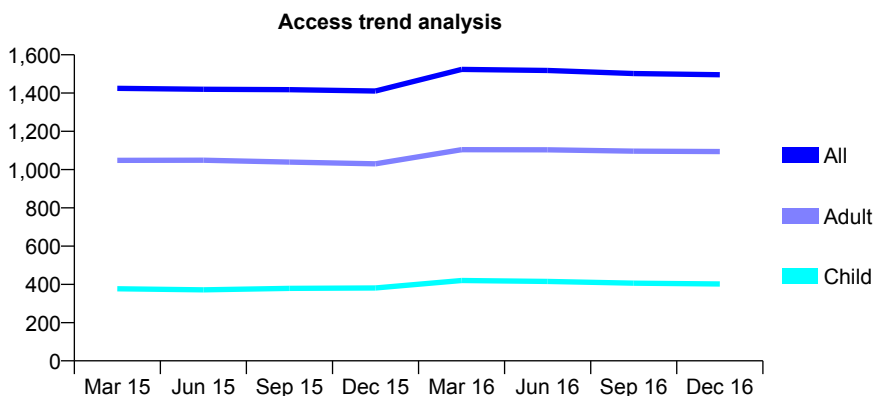
Q67 - Vital Signs At a Glance Contract Report for 961094/0001 - December 2016

Name or company name	MISS M FRAGGEDAKI
Contract type name	GDS Contract
Purpose of contract	General
Contract start date	01/04/2006
Contract end date	

16/17 Contracted general activity (UDA)	4,938
Carry forward general activity (UDA)	0
16/17 Contracted orthodontic activity (UOA)	0
Carry forward orthodontic activity (UOA)	0
Baseline contract value	£120,736.04

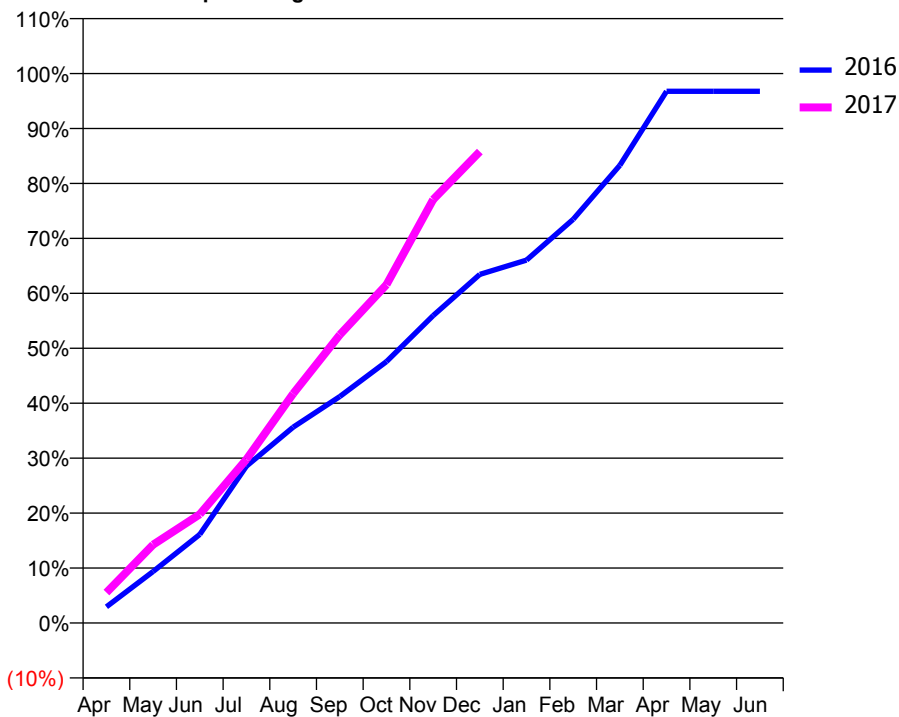
ACCESS*

Patients seen in 24 months	Total	Change since previous quarter
Quarter ending December 2015	1,411	
Quarter ending March 2016	1,524	↑
Quarter ending June 2016	1,518	→
Quarter ending September 2016	1,502	↓
Quarter ending December 2016	1,496	→
Variance since December 2015	6.0%	↑



ACTIVITY

Cumulative percentage of contracted UDA delivered 2016 & 2017



Month	Adjusted Scheduled Activity (UDA)	
	2016	2017
April	145	273
May	463	705
June	796	978
July	1,410	1,470
August	1,760	2,061
September	2,035	2,590
October	2,349	3,041
November	2,763	3,805
December	3,133	4,237
January	3,261	
February	3,628	
March	4,113	
April	4,778	
May	4,778	
June	4,778	

QUALITY

	Quantity	Base Number	Contract	AT	Region	England
% of FP17s for the same patient ID Re-attending within 3 months - Children	82	575	14.3%	12.1%	11.9%	12.4%
% of FP17s for the same patient ID Re-attending within 3 months - Adults	270	1,367	19.8%	17.2%	16.5%	16.6%
% of FP17s for the same patient ID Re-attending between 3 & 9 months - Children	366	575	63.7%	55.4%	60.2%	57.5%
% of FP17s for the same patient ID Re-attending between 3 & 9 months - Adults	816	1,367	59.7%	48.6%	52.0%	50.4%
% of FP17s for Band 1 Urgent Courses	153	1,629	9.4%	10.8%	9.5%	9.1%
% of FP17s Relating to Free Repair or Replacements	23	1,629	1.4%	0.6%	0.7%	0.8%
% of FP17s Relating to Continuations	18	1,629	1.1%	1.0%	1.2%	1.3%
% of Patients satisfied with the dentistry they have received	7	7	N/A	92.1%	92.9%	92.7%
% of Patients satisfied with the time they had to wait for an appointment	7	7	N/A	87.9%	88.8%	88.8%

* This is based on patients treated on this contract for their most recent course of treatment. Figures in italics indicate the base number of FP17s or Patient Questionnaire responses are less than 100. N/A is shown where the base number of responses is less than 10 during the period. % is calculated as Quantity/Base number*100

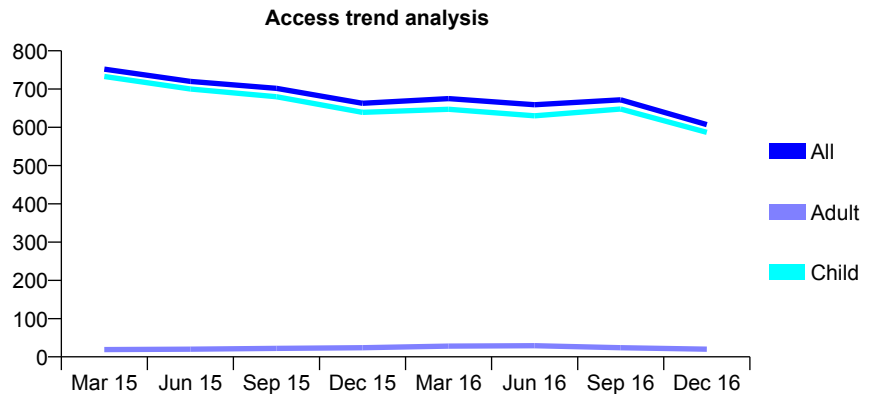
Q67 - Vital Signs At a Glance Contract Report for 961094/0002 - December 2016

Name or company name	Raines and Szymczak
Contract type name	GDS Contract
Purpose of contract	General
Contract start date	17/12/2006
Contract end date	

16/17 Contracted general activity (UDA)	770
Carry forward general activity (UDA)	14
16/17 Contracted orthodontic activity (UOA)	0
Carry forward orthodontic activity (UOA)	0
Baseline contract value	£18,826.80

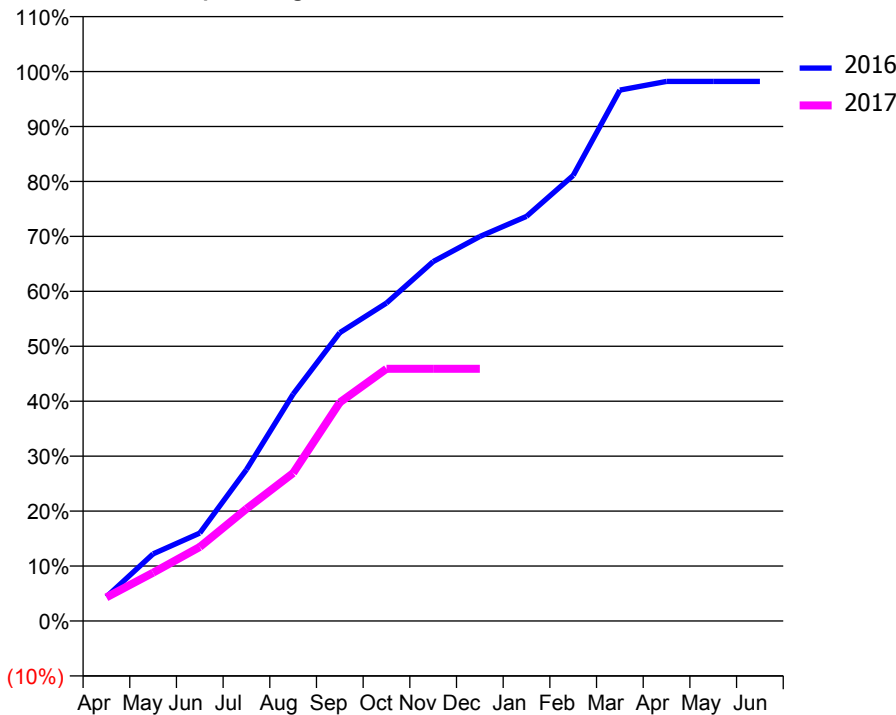
ACCESS*

Patients seen in 24 months	Total	Change since previous quarter
Quarter ending December 2015	663	
Quarter ending March 2016	675	→
Quarter ending June 2016	659	↓
Quarter ending September 2016	672	→
Quarter ending December 2016	607	↓
Variance since December 2015	(8.4%)	↓



ACTIVITY

Cumulative percentage of contracted UDA delivered 2016 & 2017



Month	Adjusted Scheduled Activity (UDA)	
	2016	2017
April	34	33
May	94	68
June	123	104
July	212	157
August	318	207
September	404	306
October	446	353
November	504	353
December	539	353
January	567	
February	624	
March	744	
April	756	
May	756	
June	756	

QUALITY

	Quantity	Base Number	Contract	AT	Region	England
% of FP17s for the same patient ID Re-attending within 3 months - Children	10	287	3.5%	12.1%	11.9%	12.4%
% of FP17s for the same patient ID Re-attending within 3 months - Adults	0	0	N/A	17.2%	16.5%	16.6%
% of FP17s for the same patient ID Re-attending between 3 & 9 months - Children	48	287	16.7%	55.4%	60.2%	57.5%
% of FP17s for the same patient ID Re-attending between 3 & 9 months - Adults	0	0	N/A	48.6%	52.0%	50.4%
% of FP17s for Band 1 Urgent Courses	12	279	4.3%	10.8%	9.5%	9.1%
% of FP17s Relating to Free Repair or Replacements	0	279	0.0%	0.6%	0.7%	0.8%
% of FP17s Relating to Continuations	0	279	0.0%	1.0%	1.2%	1.3%
% of Patients satisfied with the dentistry they have received	0	0	N/A	92.1%	92.9%	92.7%
% of Patients satisfied with the time they had to wait for an appointment	0	0	N/A	87.9%	88.8%	88.8%

* This is based on patients treated on this contract for their most recent course of treatment. Figures in italics indicate the base number of FP17s or Patient Questionnaire responses are less than 100. N/A is shown where the base number of responses is less than 10 during the period. % is calculated as Quantity/Base number*100

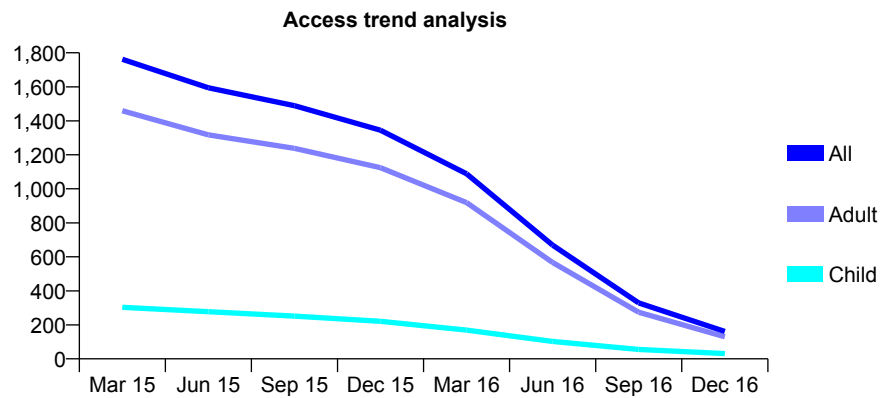
Q67 - Vital Signs At a Glance Contract Report for 963704/0001 - December 2016

Name or company name	MRS MS OPIE
Contract type name	GDS Contract
Purpose of contract	General
Contract start date	01/04/2006
Contract end date	

16/17 Contracted general activity (UDA)	6,729
Carry forward general activity (UDA)	0
16/17 Contracted orthodontic activity (UOA)	0
Carry forward orthodontic activity (UOA)	0
Baseline contract value	£149,549.53

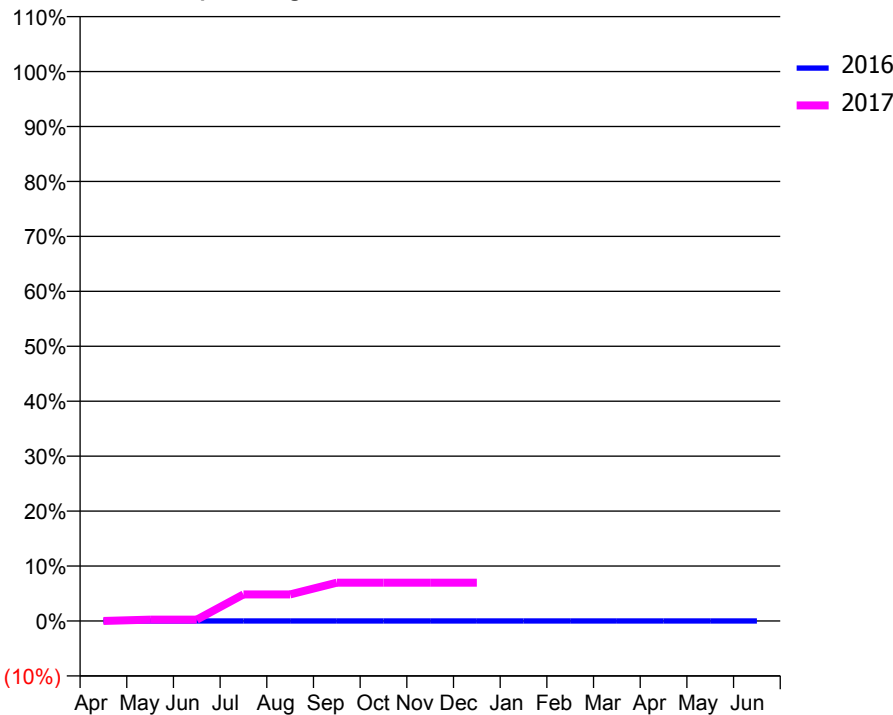
ACCESS*

Patients seen in 24 months	Total	Change since previous quarter
Quarter ending December 2015	1,345	
Quarter ending March 2016	1,088	↓
Quarter ending June 2016	669	↓
Quarter ending September 2016	329	↓
Quarter ending December 2016	161	↓
Variance since December 2015	(88.0%)	↓



ACTIVITY

Cumulative percentage of contracted UDA delivered 2016 & 2017



Month	Adjusted Scheduled Activity (UDA)	
	2016	2017
April	0	0
May	0	17
June	0	17
July	0	325
August	0	325
September	0	470
October	0	470
November	0	470
December	0	470
January	0	
February	0	
March	0	
April	0	
May	0	
June	0	

QUALITY

	Quantity	Base Number	Contract	AT	Region	England
% of FP17s for the same patient ID Re-attending within 3 months - Children	1	52	1.9%	12.1%	11.9%	12.4%
% of FP17s for the same patient ID Re-attending within 3 months - Adults	14	176	8.0%	17.2%	16.5%	16.6%
% of FP17s for the same patient ID Re-attending between 3 & 9 months - Children	4	52	7.7%	55.4%	60.2%	57.5%
% of FP17s for the same patient ID Re-attending between 3 & 9 months - Adults	12	176	6.8%	48.6%	52.0%	50.4%
% of FP17s for Band 1 Urgent Courses	24	189	12.7%	10.8%	9.5%	9.1%
% of FP17s Relating to Free Repair or Replacements	0	189	0.0%	0.6%	0.7%	0.8%
% of FP17s Relating to Continuations	0	189	0.0%	1.0%	1.2%	1.3%
% of Patients satisfied with the dentistry they have received	1	1	N/A	92.1%	92.9%	92.7%
% of Patients satisfied with the time they had to wait for an appointment	1	1	N/A	87.9%	88.8%	88.8%

* This is based on patients treated on this contract for their most recent course of treatment. Figures in italics indicate the base number of FP17s or Patient Questionnaire responses are less than 100. N/A is shown where the base number of responses is less than 10 during the period. % is calculated as Quantity/Base number*100

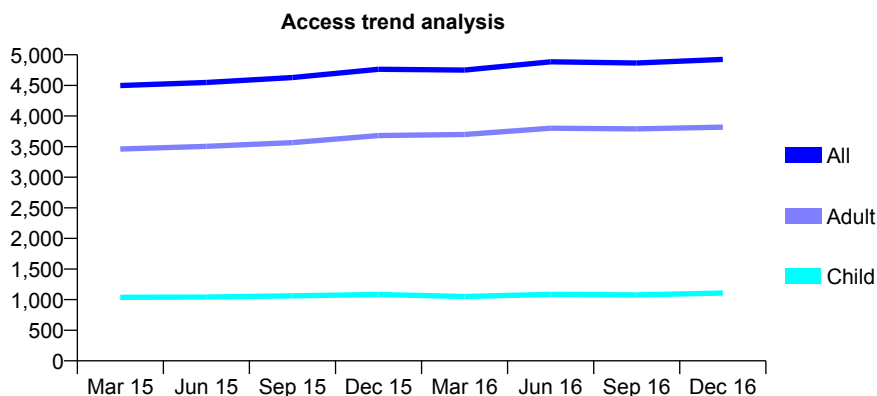
Q67 - Vital Signs At a Glance Contract Report for 963984/0001 - December 2016

Name or company name	MR OB ADESANYA
Contract type name	GDS Contract
Purpose of contract	General
Contract start date	01/01/2007
Contract end date	

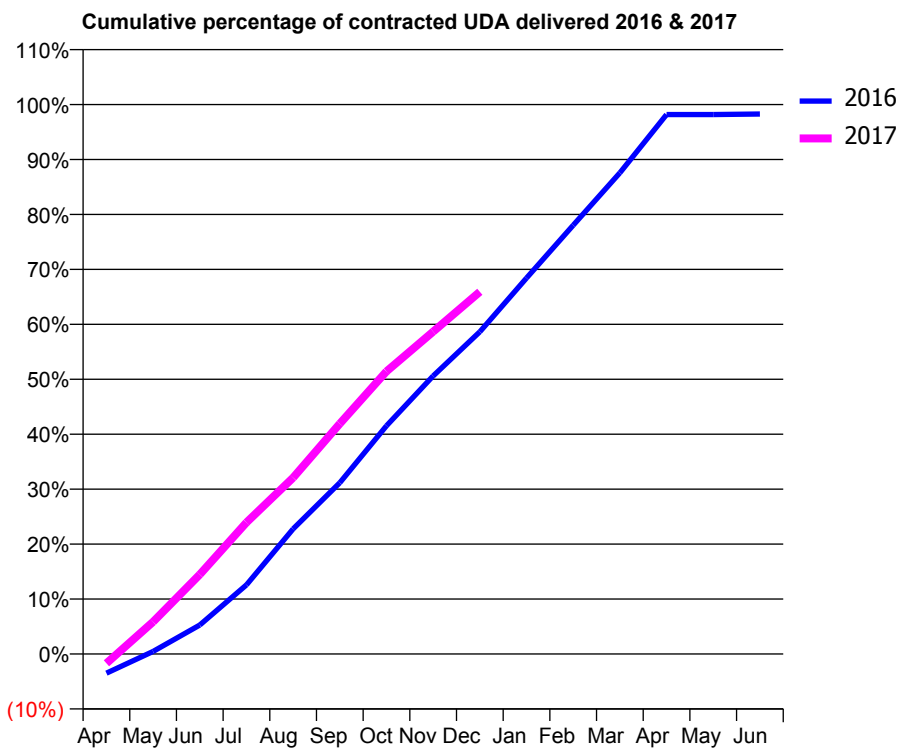
16/17 Contracted general activity (UDA)	11,562
Carry forward general activity (UDA)	199
16/17 Contracted orthodontic activity (UOA)	0
Carry forward orthodontic activity (UOA)	0
Baseline contract value	£371,887.04

ACCESS*

Patients seen in 24 months	Total	Change since previous quarter
Quarter ending December 2015	4,764	
Quarter ending March 2016	4,751	→
Quarter ending June 2016	4,885	↑
Quarter ending September 2016	4,867	→
Quarter ending December 2016	4,925	→
Variance since December 2015	3.4%	↑



ACTIVITY



Month	Adjusted Scheduled Activity (UDA)	
	2016	2017
April	-406	-199
May	54	678
June	610	1,673
July	1,455	2,767
August	2,633	3,710
September	3,604	4,848
October	4,801	5,946
November	5,851	6,783
December	6,781	7,621
January	7,912	
February	9,023	
March	10,125	
April	11,350	
May	11,350	
June	11,363	

QUALITY

	Quantity	Base Number	Contract	AT	Region	England
% of FP17s for the same patient ID Re-attending within 3 months - Children	69	1,093	6.3%	12.1%	11.9%	12.4%
% of FP17s for the same patient ID Re-attending within 3 months - Adults	662	3,714	17.8%	17.2%	16.5%	16.6%
% of FP17s for the same patient ID Re-attending between 3 & 9 months - Children	598	1,093	54.7%	55.4%	60.2%	57.5%
% of FP17s for the same patient ID Re-attending between 3 & 9 months - Adults	1,509	3,714	40.6%	48.6%	52.0%	50.4%
% of FP17s for Band 1 Urgent Courses	693	3,761	18.4%	10.8%	9.5%	9.1%
% of FP17s Relating to Free Repair or Replacements	1	3,761	0.0%	0.6%	0.7%	0.8%
% of FP17s Relating to Continuations	4	3,761	0.1%	1.0%	1.2%	1.3%
% of Patients satisfied with the dentistry they have received	2	2	N/A	92.1%	92.9%	92.7%
% of Patients satisfied with the time they had to wait for an appointment	2	2	N/A	87.9%	88.8%	88.8%

* This is based on patients treated on this contract for their most recent course of treatment. Figures in italics indicate the base number of FP17s or Patient Questionnaire responses are less than 100. N/A is shown where the base number of responses is less than 10 during the period. % is calculated as Quantity/Base number*100

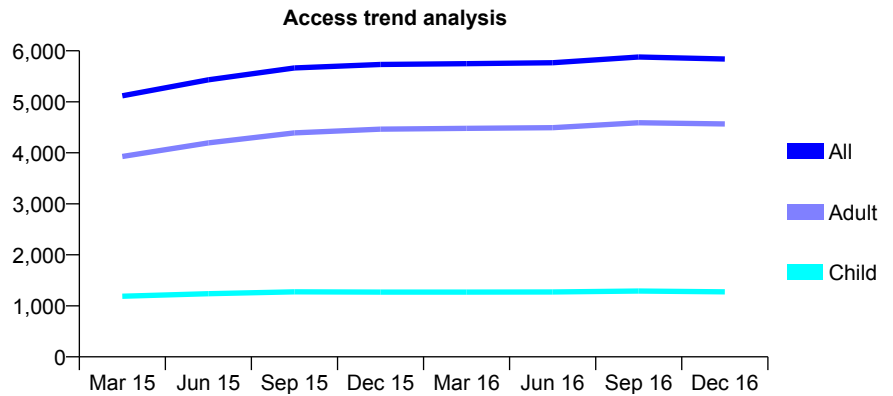
Q67 - Vital Signs At a Glance Contract Report for 966878/0001 - December 2016

Name or company name	MR GS AL-QURAISHI
Contract type name	GDS Contract
Purpose of contract	General
Contract start date	01/10/2013
Contract end date	

16/17 Contracted general activity (UDA)	16,360
Carry forward general activity (UDA)	-76
16/17 Contracted orthodontic activity (UOA)	0
Carry forward orthodontic activity (UOA)	0
Baseline contract value	£363,612.08

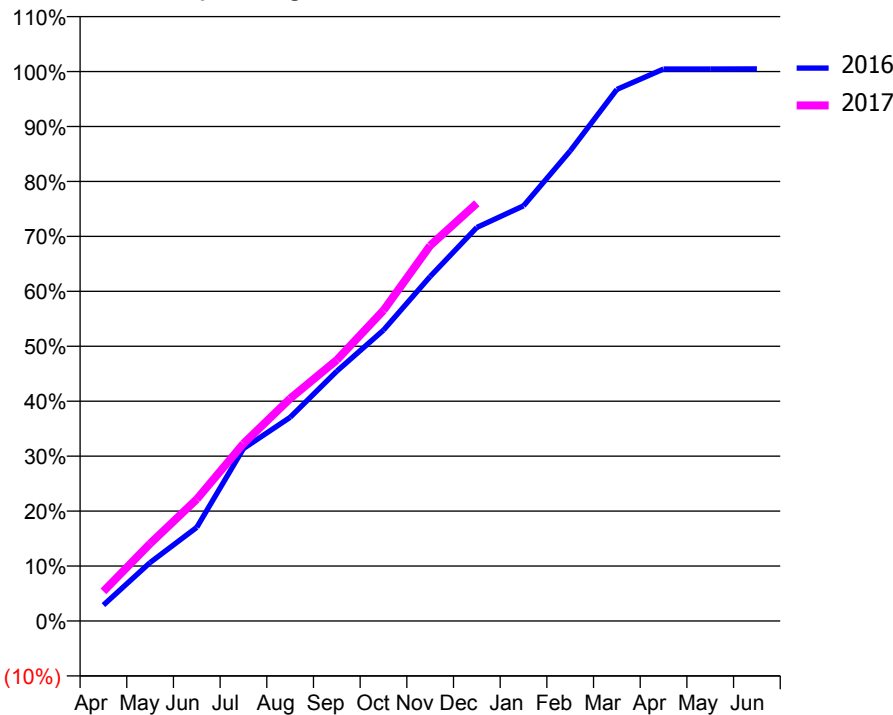
ACCESS*

Patients seen in 24 months	Total	Change since previous quarter
Quarter ending December 2015	5,732	
Quarter ending March 2016	5,748	→
Quarter ending June 2016	5,765	→
Quarter ending September 2016	5,879	→
Quarter ending December 2016	5,839	→
Variance since December 2015	1.9%	→



ACTIVITY

Cumulative percentage of contracted UDA delivered 2016 & 2017



Month	Adjusted Scheduled Activity (UDA)	
	2016	2017
April	473	885
May	1,740	2,304
June	2,789	3,626
July	5,137	5,282
August	6,063	6,623
September	7,438	7,771
October	8,662	9,250
November	10,256	11,179
December	11,719	12,437
January	12,360	
February	13,997	
March	15,826	
April	16,432	
May	16,435	
June	16,436	

QUALITY

	Quantity	Base Number	Contract	AT	Region	England
% of FP17s for the same patient ID Re-attending within 3 months - Children	98	1,293	7.6%	12.1%	11.9%	12.4%
% of FP17s for the same patient ID Re-attending within 3 months - Adults	575	4,054	14.2%	17.2%	16.5%	16.6%
% of FP17s for the same patient ID Re-attending between 3 & 9 months - Children	696	1,293	53.8%	55.4%	60.2%	57.5%
% of FP17s for the same patient ID Re-attending between 3 & 9 months - Adults	1,326	4,054	32.7%	48.6%	52.0%	50.4%
% of FP17s for Band 1 Urgent Courses	472	5,105	9.2%	10.8%	9.5%	9.1%
% of FP17s Relating to Free Repair or Replacements	19	5,105	0.4%	0.6%	0.7%	0.8%
% of FP17s Relating to Continuations	85	5,105	1.7%	1.0%	1.2%	1.3%
% of Patients satisfied with the dentistry they have received	9	9	N/A	92.1%	92.9%	92.7%
% of Patients satisfied with the time they had to wait for an appointment	9	9	N/A	87.9%	88.8%	88.8%

* This is based on patients treated on this contract for their most recent course of treatment. Figures in italics indicate the base number of FP17s or Patient Questionnaire responses are less than 100. N/A is shown where the base number of responses is less than 10 during the period. % is calculated as Quantity/Base number*100

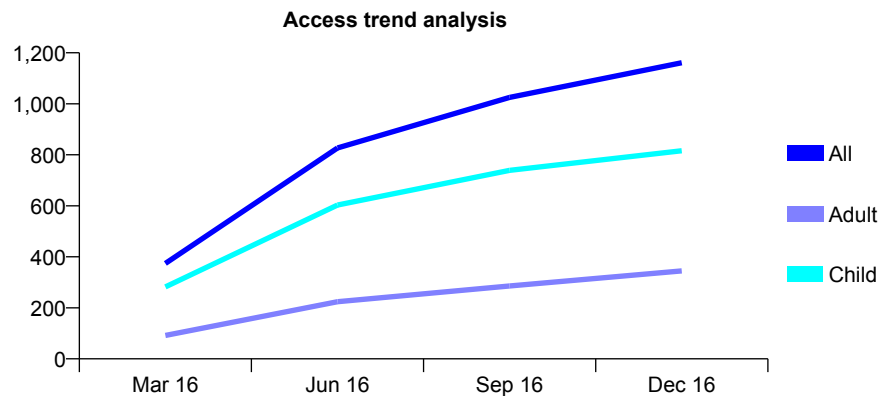
Q67 - Vital Signs At a Glance Contract Report for 999873/0001 - December 2016

Name or company name	MS B Goldin
Contract type name	GDS Contract
Purpose of contract	General and Orthodontic
Contract start date	31/12/2015
Contract end date	

16/17 Contracted general activity (UDA)	2,667
Carry forward general activity (UDA)	0
16/17 Contracted orthodontic activity (UOA)	0
Carry forward orthodontic activity (UOA)	0
Baseline contract value	£62,572.61

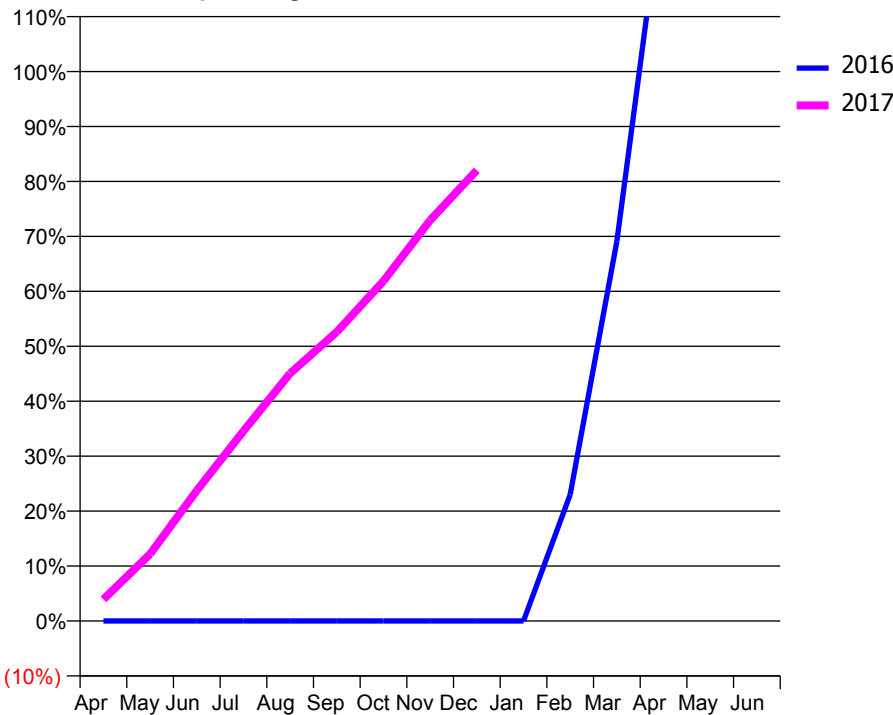
ACCESS*

Patients seen in 24 months	Total	Change since previous quarter
Quarter ending December 2015	0	
Quarter ending March 2016	374	
Quarter ending June 2016	827	↑
Quarter ending September 2016	1,025	↑
Quarter ending December 2016	1,161	↑
Variance since December 2015	N/A	



ACTIVITY

Cumulative percentage of contracted UDA delivered 2016 & 2017



Month	Adjusted Scheduled Activity (UDA)	
	2016	2017
April	0	105
May	0	325
June	0	634
July	0	922
August	0	1,202
September	0	1,403
October	0	1,650
November	0	1,945
December	0	2,188
January	0	
February	124	
March	373	
April	718	
May	731	
June	733	

QUALITY

	Quantity	Base Number	Contract	AT	Region	England
% of FP17s for the same patient ID Re-attending within 3 months - Children	62	1,155	5.4%	12.1%	11.9%	12.4%
% of FP17s for the same patient ID Re-attending within 3 months - Adults	63	451	14.0%	17.2%	16.5%	16.6%
% of FP17s for the same patient ID Re-attending between 3 & 9 months - Children	343	1,155	29.7%	55.4%	60.2%	57.5%
% of FP17s for the same patient ID Re-attending between 3 & 9 months - Adults	126	451	27.9%	48.6%	52.0%	50.4%
% of FP17s for Band 1 Urgent Courses	58	1,376	4.2%	10.8%	9.5%	9.1%
% of FP17s Relating to Free Repair or Replacements	0	1,376	0.0%	0.6%	0.7%	0.8%
% of FP17s Relating to Continuations	15	1,376	1.1%	1.0%	1.2%	1.3%
% of Patients satisfied with the dentistry they have received	1	1	N/A	92.1%	92.9%	92.7%
% of Patients satisfied with the time they had to wait for an appointment	1	1	N/A	87.9%	88.8%	88.8%

* This is based on patients treated on this contract for their most recent course of treatment. Figures in italics indicate the base number of FP17s or Patient Questionnaire responses are less than 100. N/A is shown where the base number of responses is less than 10 during the period. % is calculated as Quantity/Base number*100