

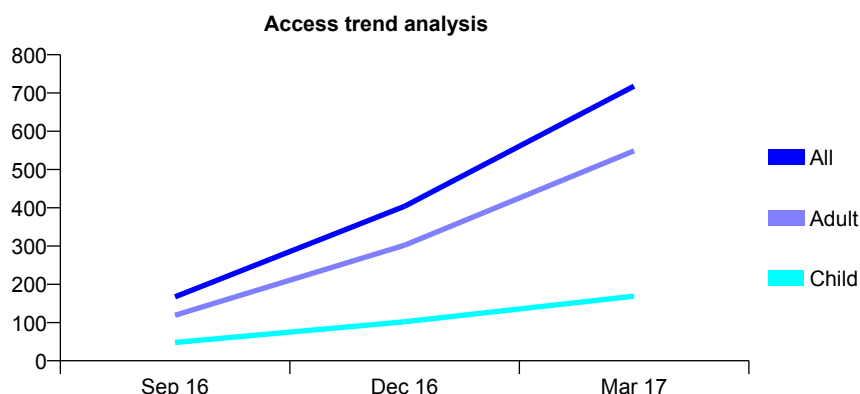
Q67 - Vital Signs At a Glance Contract Report for 100166/0000 - Year end March 2017

Name or company name	Church Hill dental Practice
Contract type name	PDS Contract
Purpose of contract	General
Contract start date	03/03/2016
Contract end date	31/03/2018

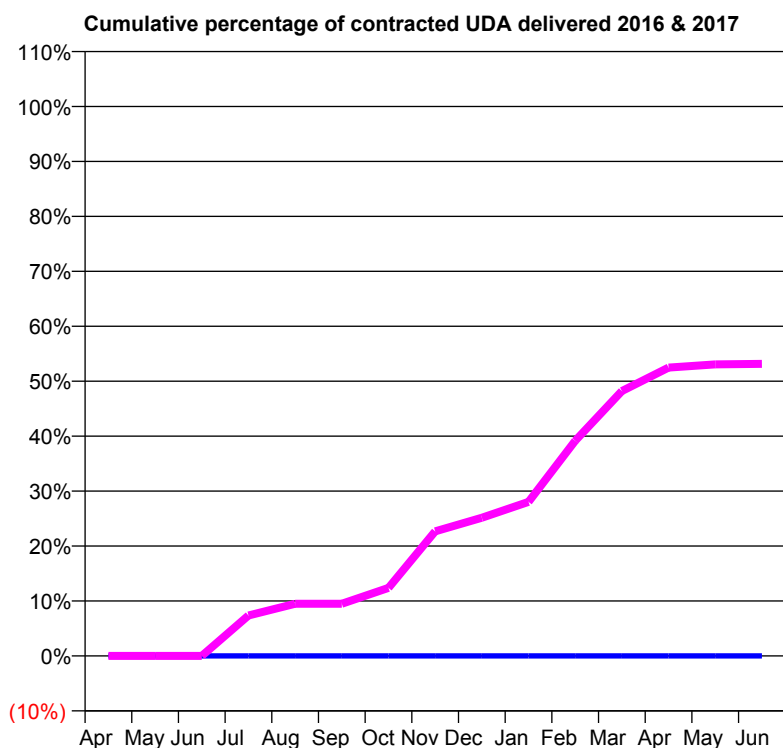
16/17 Contracted general activity (UDA)	4,800
Carry forward general activity (UDA)	0
16/17 Contracted orthodontic activity (UOA)	0
Carry forward orthodontic activity (UOA)	0
Baseline contract value	£109,476.69

ACCESS*

Patients seen in 24 months	Total	Change since previous quarter
Quarter ending March 2016	0	
Quarter ending June 2016	0	
Quarter ending September 2016	167	↑
Quarter ending December 2016	404	↑
Quarter ending March 2017	718	↑
Variance since March 2016	N/A	



ACTIVITY



Month	Adjusted Scheduled Activity (UDA)	
	2016	2017
April	0	0
May	0	0
June	0	0
July	0	354
August	0	456
September	0	456
October	0	594
November	0	1,088
December	0	1,207
January	0	1,345
February	0	1,880
March	0	2,313
April	0	2,518
May	0	2,547
June	0	2,551

QUALITY

	Quantity	Base Number	Contract	AT	Region	England
% of FP17s for the same patient ID Re-attending within 3 months - Children	7	231	3.0%	12.0%	11.9%	12.3%
% of FP17s for the same patient ID Re-attending within 3 months - Adults	66	767	8.6%	17.2%	16.6%	16.7%
% of FP17s for the same patient ID Re-attending between 3 & 9 months - Children	40	231	17.3%	55.4%	60.2%	57.6%
% of FP17s for the same patient ID Re-attending between 3 & 9 months - Adults	70	767	9.1%	48.3%	51.5%	50.1%
% of FP17s for Band 1 Urgent Courses	277	1,128	24.6%	10.8%	9.5%	9.1%
% of FP17s Relating to Free Repair or Replacements	13	1,128	1.2%	0.6%	0.7%	0.8%
% of FP17s Relating to Continuations	4	1,128	0.4%	1.0%	1.2%	1.2%
% of Patients satisfied with the dentistry they have received	0	0	N/A	91.9%	93.1%	92.8%
% of Patients satisfied with the time they had to wait for an appointment	0	0	N/A	88.1%	88.8%	88.7%

* This is based on patients treated on this contract for their most recent course of treatment. Figures in italics indicate the base number of FP17s or Patient Questionnaire responses are less than 100. N/A is shown where the base number of responses is less than 10 during the period. % is calculated as Quantity/Base number*100

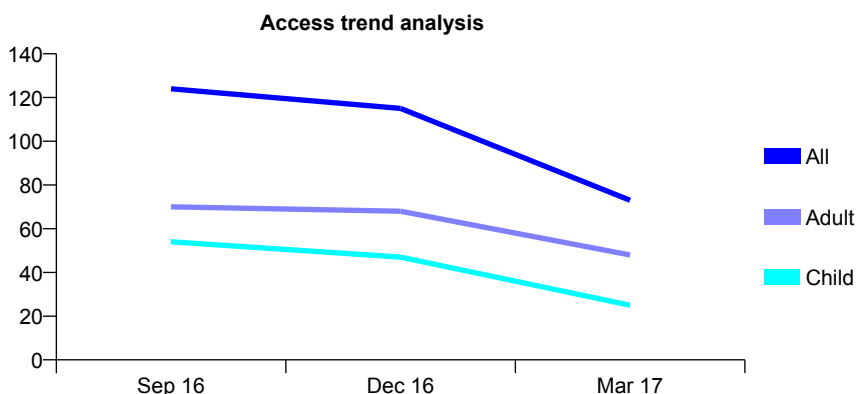
Q67 - Vital Signs At a Glance Contract Report for 100197/0000 - Year end March 2017

Name or company name	Holborough Dental Care Ltd
Contract type name	GDS Contract
Purpose of contract	General
Contract start date	23/05/2016
Contract end date	22/08/2016

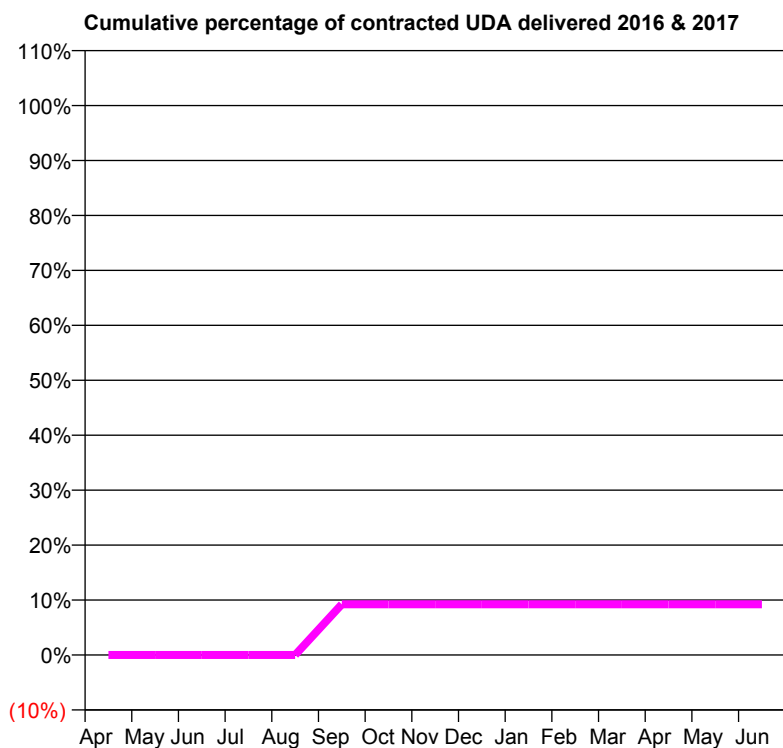
16/17 Contracted general activity (UDA)	2,151
Carry forward general activity (UDA)	0
16/17 Contracted orthodontic activity (UOA)	0
Carry forward orthodontic activity (UOA)	0
Baseline contract value	£59,383.75

ACCESS*

Patients seen in 24 months	Total	Change since previous quarter
Quarter ending March 2016	0	
Quarter ending June 2016	0	
Quarter ending September 2016	124	↑
Quarter ending December 2016	115	↓
Quarter ending March 2017	73	↓
Variance since March 2016	N/A	



ACTIVITY



Adjusted Scheduled Activity (UDA)		
Month	2016	2017
April	0	0
May	0	0
June	0	0
July	0	0
August	0	0
September	0	199
October	0	199
November	0	199
December	0	199
January	0	199
February	0	199
March	0	199
April	0	199
May	0	199
June	0	199

QUALITY

	Quantity	Base Number	Contract	AT	Region	England
% of FP17s for the same patient ID Re-attending within 3 months - Children	0	55	0.0%	12.0%	11.9%	12.3%
% of FP17s for the same patient ID Re-attending within 3 months - Adults	1	86	1.2%	17.2%	16.6%	16.7%
% of FP17s for the same patient ID Re-attending between 3 & 9 months - Children	0	55	0.0%	55.4%	60.2%	57.6%
% of FP17s for the same patient ID Re-attending between 3 & 9 months - Adults	0	86	0.0%	48.3%	51.5%	50.1%
% of FP17s for Band 1 Urgent Courses	13	141	9.2%	10.8%	9.5%	9.1%
% of FP17s Relating to Free Repair or Replacements	1	141	0.7%	0.6%	0.7%	0.8%
% of FP17s Relating to Continuations	0	141	0.0%	1.0%	1.2%	1.2%
% of Patients satisfied with the dentistry they have received	1	1	N/A	91.9%	93.1%	92.8%
% of Patients satisfied with the time they had to wait for an appointment	1	1	N/A	88.1%	88.8%	88.7%

* This is based on patients treated on this contract for their most recent course of treatment. Figures in italics indicate the base number of FP17s or Patient Questionnaire responses are less than 100. N/A is shown where the base number of responses is less than 10 during the period. % is calculated as Quantity/Base number*100

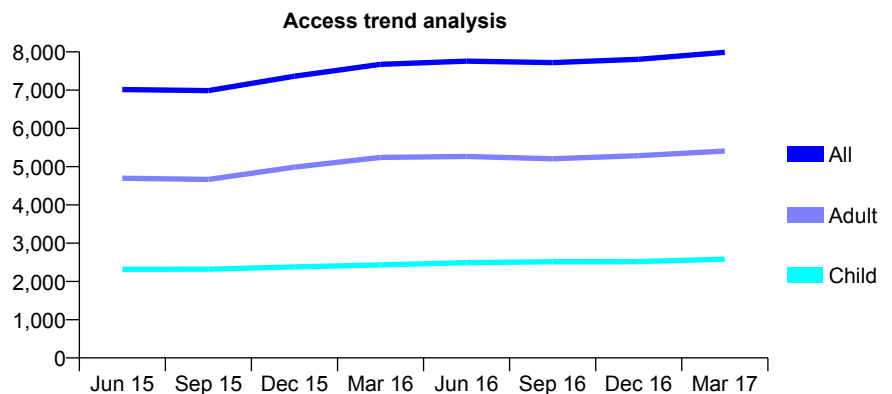
Q67 - Vital Signs At a Glance Contract Report for 101281/0032 - Year end March 2017

Name or company name	OASIS DENTAL CARE LTD
Contract type name	GDS Contract
Purpose of contract	General
Contract start date	01/04/2006
Contract end date	

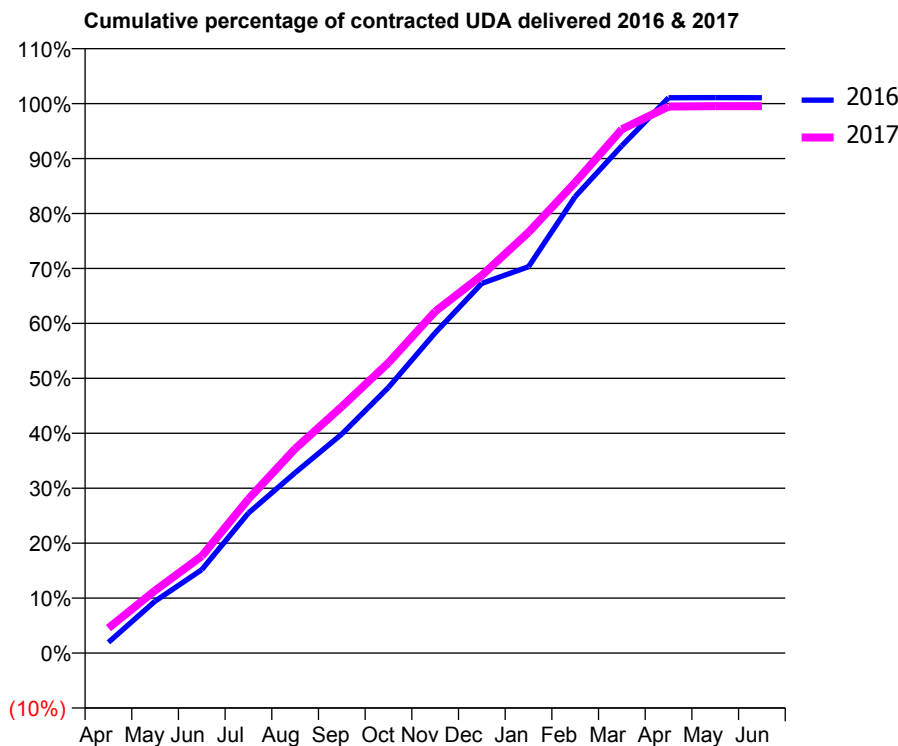
16/17 Contracted general activity (UDA)	19,413
Carry forward general activity (UDA)	-205
16/17 Contracted orthodontic activity (UOA)	0
Carry forward orthodontic activity (UOA)	0
Baseline contract value	£446,961.54

ACCESS*

Patients seen in 24 months	Total	Change since previous quarter
Quarter ending March 2016	7,674	
Quarter ending June 2016	7,756	→
Quarter ending September 2016	7,719	→
Quarter ending December 2016	7,807	→
Quarter ending March 2017	7,988	↑
Variance since March 2016	4.1%	↑



ACTIVITY



Month	Adjusted Scheduled Activity (UDA)	
	2016	2017
April	377	883
May	1,833	2,212
June	2,947	3,429
July	4,951	5,443
August	6,373	7,221
September	7,740	8,710
October	9,389	10,260
November	11,314	12,068
December	13,063	13,344
January	13,649	14,865
February	16,129	16,627
March	17,924	18,505
April	19,620	19,306
May	19,625	19,323
June	19,618	19,323

QUALITY

	Quantity	Base Number	Contract	AT	Region	England
% of FP17s for the same patient ID Re-attending within 3 months - Children	332	4,008	8.3%	12.0%	11.9%	12.3%
% of FP17s for the same patient ID Re-attending within 3 months - Adults	1,382	7,727	17.9%	17.2%	16.6%	16.7%
% of FP17s for the same patient ID Re-attending between 3 & 9 months - Children	2,439	4,008	60.9%	55.4%	60.2%	57.6%
% of FP17s for the same patient ID Re-attending between 3 & 9 months - Adults	3,789	7,727	49.0%	48.3%	51.5%	50.1%
% of FP17s for Band 1 Urgent Courses	1,002	11,265	8.9%	10.8%	9.5%	9.1%
% of FP17s Relating to Free Repair or Replacements	126	11,265	1.1%	0.6%	0.7%	0.8%
% of FP17s Relating to Continuations	280	11,265	2.5%	1.0%	1.2%	1.2%
% of Patients satisfied with the dentistry they have received	9	10	90.0%	91.9%	93.1%	92.8%
% of Patients satisfied with the time they had to wait for an appointment	8	10	80.0%	88.1%	88.8%	88.7%

* This is based on patients treated on this contract for their most recent course of treatment. Figures in italics indicate the base number of FP17s or Patient Questionnaire responses are less than 100. N/A is shown where the base number of responses is less than 10 during the period. % is calculated as Quantity/Base number*100

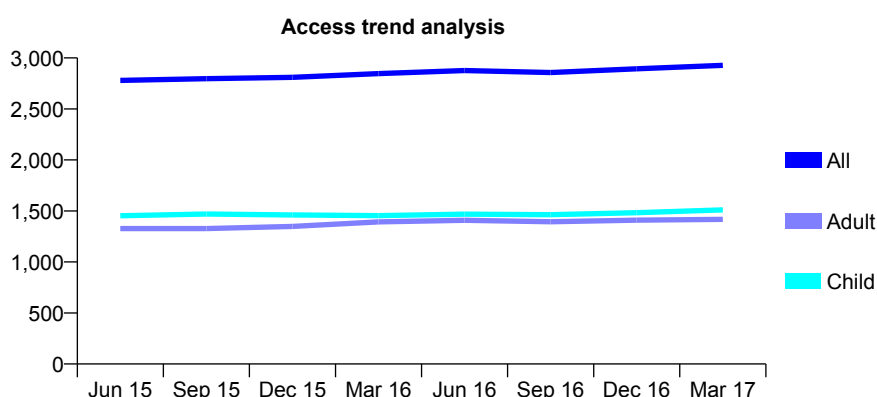
Q67 - Vital Signs At a Glance Contract Report for 101281/0035 - Year end March 2017

Name or company name	OASIS DENTAL CARE LTD
Contract type name	GDS Contract
Purpose of contract	General and Orthodontic
Contract start date	01/04/2006
Contract end date	

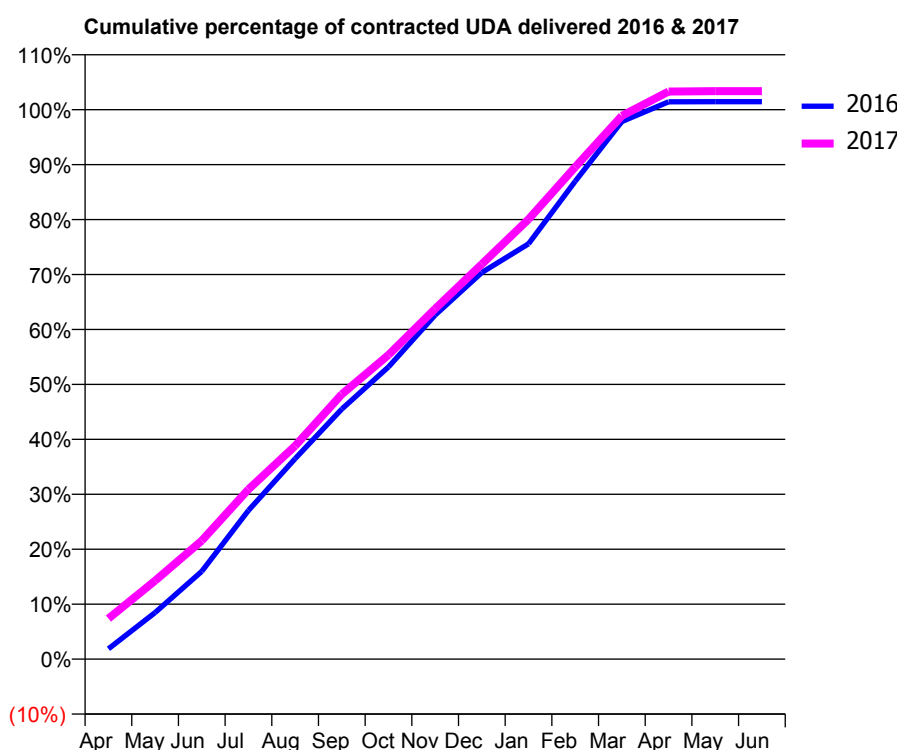
16/17 Contracted general activity (UDA)	7,549
Carry forward general activity (UDA)	-110
16/17 Contracted orthodontic activity (UOA)	2,029
Carry forward orthodontic activity (UOA)	0
Baseline contract value	£366,797.19

ACCESS*

Patients seen in 24 months	Total	Change since previous quarter
Quarter ending March 2016	2,847	
Quarter ending June 2016	2,876	→
Quarter ending September 2016	2,857	→
Quarter ending December 2016	2,893	→
Quarter ending March 2017	2,928	→
Variance since March 2016	2.8%	↑



ACTIVITY



Adjusted Scheduled Activity (UDA)		
Month	2016	2017
April	143	558
May	641	1,078
June	1,205	1,628
July	2,044	2,333
August	2,754	2,930
September	3,435	3,640
October	4,015	4,180
November	4,728	4,813
December	5,311	5,427
January	5,705	6,043
February	6,564	6,760
March	7,385	7,464
April	7,657	7,798
May	7,658	7,803
June	7,659	7,804

QUALITY

	Quantity	Base Number	Contract	AT	Region	England
% of FP17s for the same patient ID Re-attending within 3 months - Children	235	2,467	9.5%	12.0%	11.9%	12.3%
% of FP17s for the same patient ID Re-attending within 3 months - Adults	386	2,102	18.4%	17.2%	16.6%	16.7%
% of FP17s for the same patient ID Re-attending between 3 & 9 months - Children	1,409	2,467	57.1%	55.4%	60.2%	57.6%
% of FP17s for the same patient ID Re-attending between 3 & 9 months - Adults	1,270	2,102	60.4%	48.3%	51.5%	50.1%
% of FP17s for Band 1 Urgent Courses	288	4,418	6.5%	10.8%	9.5%	9.1%
% of FP17s Relating to Free Repair or Replacements	20	4,418	0.5%	0.6%	0.7%	0.8%
% of FP17s Relating to Continuations	15	4,418	0.3%	1.0%	1.2%	1.2%
% of Patients satisfied with the dentistry they have received	11	12	91.7%	91.9%	93.1%	92.8%
% of Patients satisfied with the time they had to wait for an appointment	12	12	100.0%	88.1%	88.8%	88.7%

* This is based on patients treated on this contract for their most recent course of treatment. Figures in italics indicate the base number of FP17s or Patient Questionnaire responses are less than 100. N/A is shown where the base number of responses is less than 10 during the period. % is calculated as Quantity/Base number*100

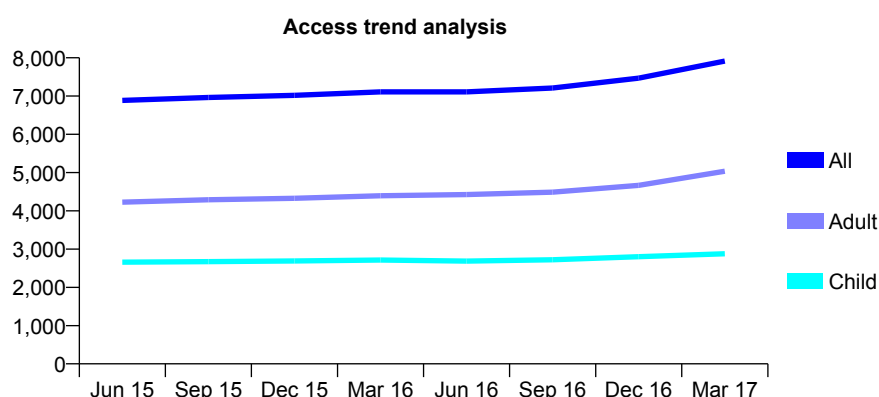
Q67 - Vital Signs At a Glance Contract Report for 101281/0105 - Year end March 2017

Name or company name	OASIS DENTAL CARE LTD
Contract type name	GDS Contract
Purpose of contract	General and Orthodontic
Contract start date	01/04/2006
Contract end date	

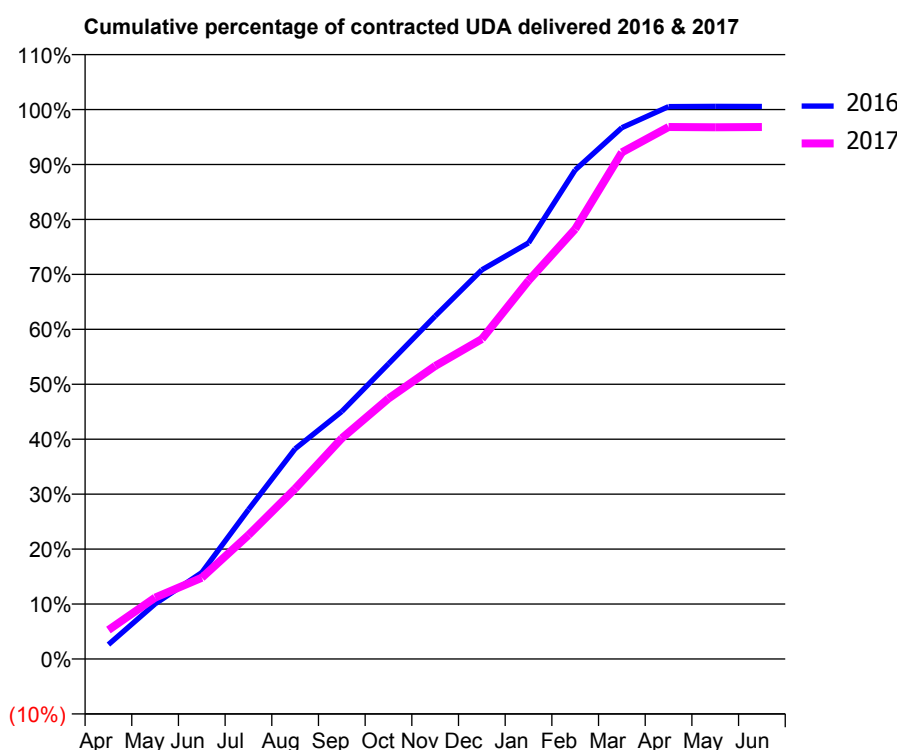
16/17 Contracted general activity (UDA)	19,191
Carry forward general activity (UDA)	0
16/17 Contracted orthodontic activity (UOA)	1,035
Carry forward orthodontic activity (UOA)	0
Baseline contract value	£499,289.22

ACCESS*

Patients seen in 24 months	Total	Change since previous quarter
Quarter ending March 2016	7,109	
Quarter ending June 2016	7,110	→
Quarter ending September 2016	7,210	→
Quarter ending December 2016	7,467	↑
Quarter ending March 2017	7,913	↑
Variance since March 2016	11.3%	↑



ACTIVITY



Adjusted Scheduled Activity (UDA)		
Month	2016	2017
April	506	1,014
May	1,926	2,144
June	3,021	2,840
July	5,217	4,331
August	7,344	5,950
September	8,647	7,708
October	10,307	9,097
November	11,976	10,232
December	13,592	11,175
January	14,532	13,216
February	17,078	15,016
March	18,558	17,693
April	19,293	18,580
May	19,302	18,569
June	19,299	18,581

QUALITY

	Quantity	Base Number	Contract	AT	Region	England
% of FP17s for the same patient ID Re-attending within 3 months - Children	368	4,532	8.1%	12.0%	11.9%	12.3%
% of FP17s for the same patient ID Re-attending within 3 months - Adults	764	6,910	11.1%	17.2%	16.6%	16.7%
% of FP17s for the same patient ID Re-attending between 3 & 9 months - Children	2,829	4,532	62.4%	55.4%	60.2%	57.6%
% of FP17s for the same patient ID Re-attending between 3 & 9 months - Adults	3,889	6,910	56.3%	48.3%	51.5%	50.1%
% of FP17s for Band 1 Urgent Courses	566	11,378	5.0%	10.8%	9.5%	9.1%
% of FP17s Relating to Free Repair or Replacements	5	11,378	0.0%	0.6%	0.7%	0.8%
% of FP17s Relating to Continuations	180	11,378	1.6%	1.0%	1.2%	1.2%
% of Patients satisfied with the dentistry they have received	7	8	N/A	91.9%	93.1%	92.8%
% of Patients satisfied with the time they had to wait for an appointment	8	8	N/A	88.1%	88.8%	88.7%

* This is based on patients treated on this contract for their most recent course of treatment. Figures in italics indicate the base number of FP17s or Patient Questionnaire responses are less than 100. N/A is shown where the base number of responses is less than 10 during the period. % is calculated as Quantity/Base number*100

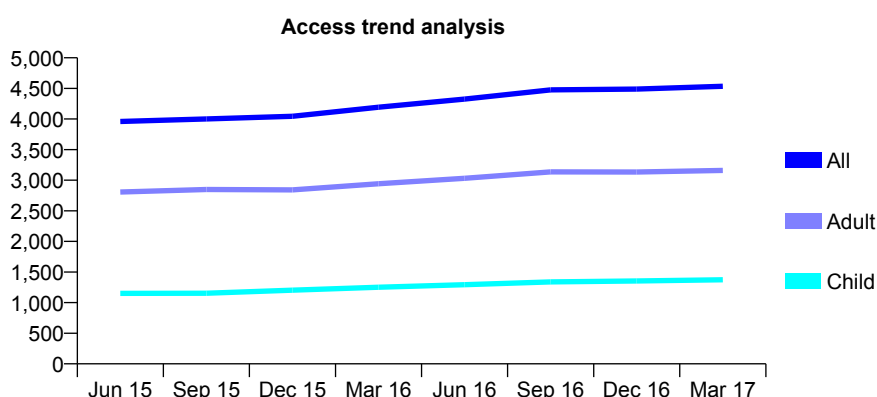
Q67 - Vital Signs At a Glance Contract Report for 101338/0105 - Year end March 2017

Name or company name	Whitecross Dental Care Limited
Contract type name	GDS Contract
Purpose of contract	General
Contract start date	16/11/2009
Contract end date	

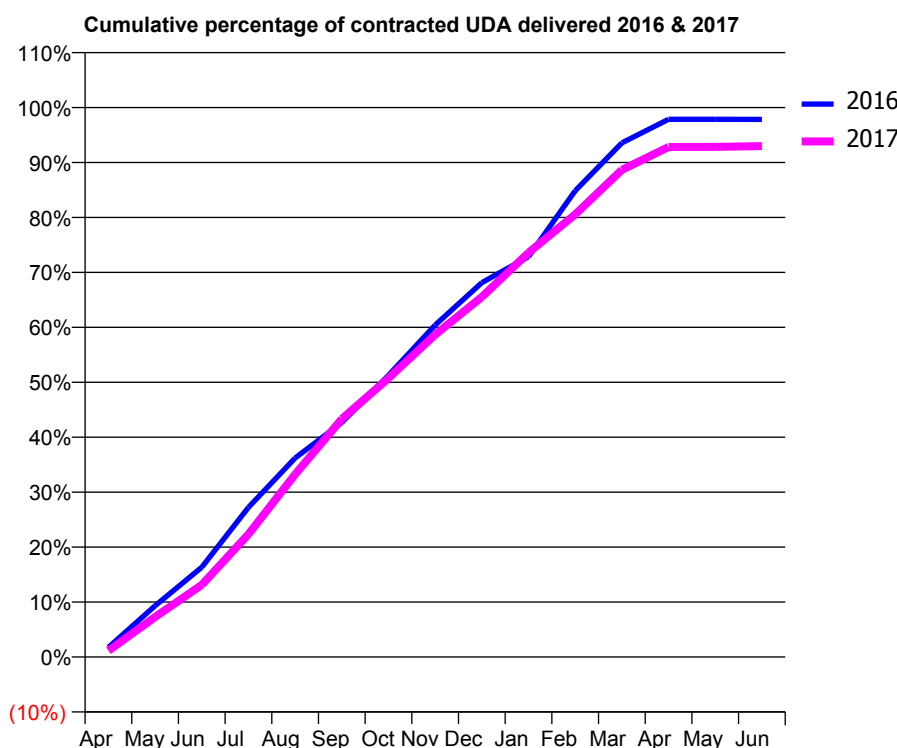
16/17 Contracted general activity (UDA)	12,000
Carry forward general activity (UDA)	259
16/17 Contracted orthodontic activity (UOA)	0
Carry forward orthodontic activity (UOA)	0
Baseline contract value	£361,113.51

ACCESS*

Patients seen in 24 months	Total	Change since previous quarter
Quarter ending March 2016	4,193	
Quarter ending June 2016	4,325	↑
Quarter ending September 2016	4,475	↑
Quarter ending December 2016	4,490	→
Quarter ending March 2017	4,535	→
Variance since March 2016	8.2%	↑



ACTIVITY



Adjusted Scheduled Activity (UDA)		
Month	2016	2017
April	211	139
May	1,121	874
June	1,961	1,577
July	3,268	2,682
August	4,347	3,992
September	5,120	5,200
October	6,151	6,090
November	7,250	7,041
December	8,176	7,863
January	8,744	8,830
February	10,182	9,667
March	11,228	10,640
April	11,742	11,138
May	11,742	11,141
June	11,741	11,158

QUALITY

	Quantity	Base Number	Contract	AT	Region	England
% of FP17s for the same patient ID Re-attending within 3 months - Children	95	2,062	4.6%	12.0%	11.9%	12.3%
% of FP17s for the same patient ID Re-attending within 3 months - Adults	423	4,068	10.4%	17.2%	16.6%	16.7%
% of FP17s for the same patient ID Re-attending between 3 & 9 months - Children	1,309	2,062	63.5%	55.4%	60.2%	57.6%
% of FP17s for the same patient ID Re-attending between 3 & 9 months - Adults	2,018	4,068	49.6%	48.3%	51.5%	50.1%
% of FP17s for Band 1 Urgent Courses	509	6,159	8.3%	10.8%	9.5%	9.1%
% of FP17s Relating to Free Repair or Replacements	26	6,159	0.4%	0.6%	0.7%	0.8%
% of FP17s Relating to Continuations	124	6,159	2.0%	1.0%	1.2%	1.2%
% of Patients satisfied with the dentistry they have received	13	15	86.7%	91.9%	93.1%	92.8%
% of Patients satisfied with the time they had to wait for an appointment	11	15	73.3%	88.1%	88.8%	88.7%

* This is based on patients treated on this contract for their most recent course of treatment. Figures in italics indicate the base number of FP17s or Patient Questionnaire responses are less than 100. N/A is shown where the base number of responses is less than 10 during the period. % is calculated as Quantity/Base number*100

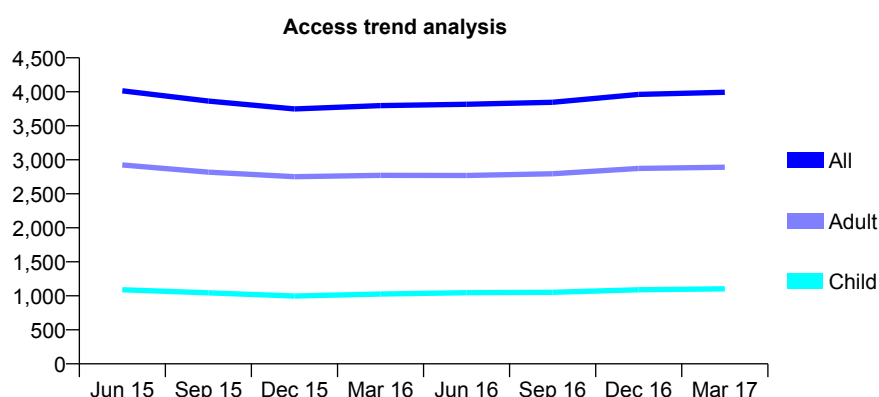
Q67 - Vital Signs At a Glance Contract Report for 101338/0116 - Year end March 2017

Name or company name	Whitecross Dental Care Limited
Contract type name	GDS Contract
Purpose of contract	General
Contract start date	03/03/2010
Contract end date	

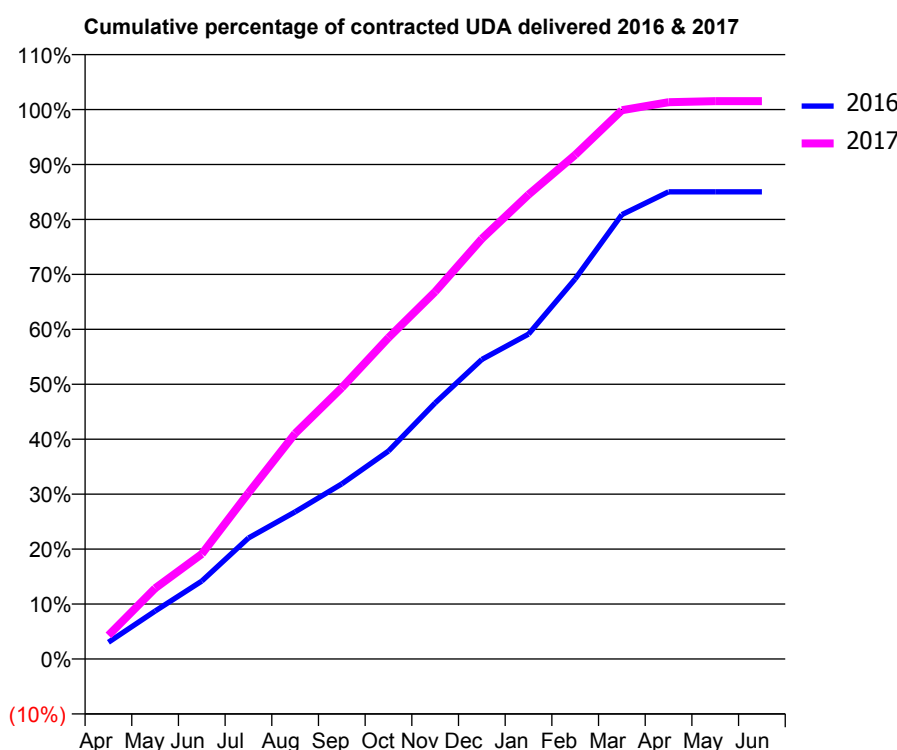
16/17 Contracted general activity (UDA)	14,000
Carry forward general activity (UDA)	0
16/17 Contracted orthodontic activity (UOA)	0
Carry forward orthodontic activity (UOA)	0
Baseline contract value	£364,875.12

ACCESS*

Patients seen in 24 months	Total	Change since previous quarter
Quarter ending March 2016	3,798	
Quarter ending June 2016	3,816	→
Quarter ending September 2016	3,847	→
Quarter ending December 2016	3,962	↑
Quarter ending March 2017	3,994	→
Variance since March 2016	5.2%	↑



ACTIVITY



Adjusted Scheduled Activity (UDA)		
Month	2016	2017
April	427	601
May	1,223	1,804
June	1,987	2,675
July	3,084	4,230
August	3,749	5,745
September	4,461	6,913
October	5,298	8,185
November	6,524	9,358
December	7,633	10,707
January	8,278	11,832
February	9,685	12,845
March	11,323	13,981
April	11,901	14,187
May	11,901	14,213
June	11,904	14,213

QUALITY

	Quantity	Base Number	Contract	AT	Region	England
% of FP17s for the same patient ID Re-attending within 3 months - Children	91	1,721	5.3%	12.0%	11.9%	12.3%
% of FP17s for the same patient ID Re-attending within 3 months - Adults	499	4,165	12.0%	17.2%	16.6%	16.7%
% of FP17s for the same patient ID Re-attending between 3 & 9 months - Children	995	1,721	57.8%	55.4%	60.2%	57.6%
% of FP17s for the same patient ID Re-attending between 3 & 9 months - Adults	2,247	4,165	53.9%	48.3%	51.5%	50.1%
% of FP17s for Band 1 Urgent Courses	481	5,753	8.4%	10.8%	9.5%	9.1%
% of FP17s Relating to Free Repair or Replacements	13	5,753	0.2%	0.6%	0.7%	0.8%
% of FP17s Relating to Continuations	163	5,753	2.8%	1.0%	1.2%	1.2%
% of Patients satisfied with the dentistry they have received	9	10	90.0%	91.9%	93.1%	92.8%
% of Patients satisfied with the time they had to wait for an appointment	9	10	90.0%	88.1%	88.8%	88.7%

* This is based on patients treated on this contract for their most recent course of treatment. Figures in italics indicate the base number of FP17s or Patient Questionnaire responses are less than 100. N/A is shown where the base number of responses is less than 10 during the period. % is calculated as Quantity/Base number*100

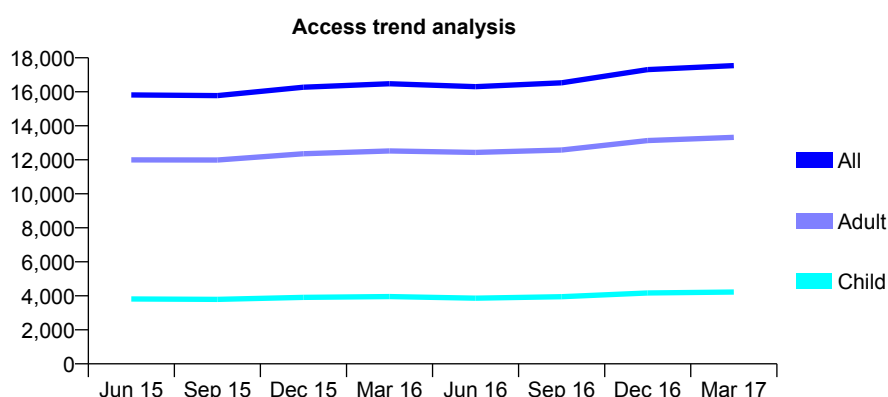
Q67 - Vital Signs At a Glance Contract Report for 101370/0009 - Year end March 2017

Name or company name	Petrie Tucker and Partners Ltd
Contract type name	GDS Contract
Purpose of contract	General
Contract start date	01/04/2006
Contract end date	

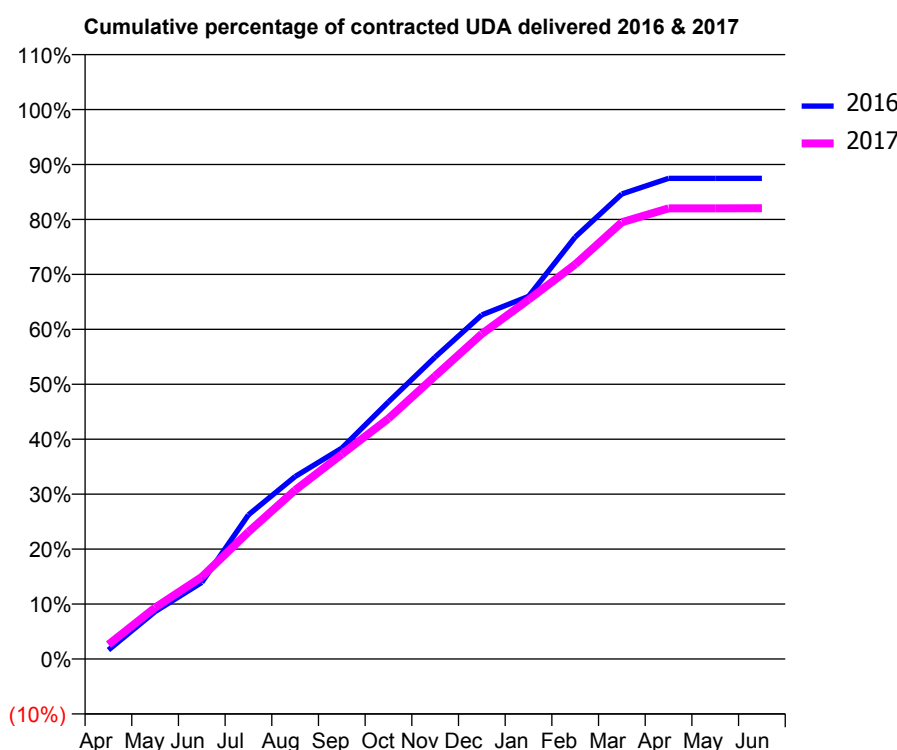
16/17 Contracted general activity (UDA)	63,012
Carry forward general activity (UDA)	0
16/17 Contracted orthodontic activity (UOA)	0
Carry forward orthodontic activity (UOA)	0
Baseline contract value	£1,766,852.51

ACCESS*

Patients seen in 24 months	Total	Change since previous quarter
Quarter ending March 2016	16,472	
Quarter ending June 2016	16,302	↓
Quarter ending September 2016	16,527	→
Quarter ending December 2016	17,304	↑
Quarter ending March 2017	17,544	→
Variance since March 2016	6.5%	↑



ACTIVITY



Adjusted Scheduled Activity (UDA)		
Month	2016	2017
April	1,031	1,653
May	5,433	5,890
June	8,784	9,418
July	16,542	14,579
August	20,921	19,365
September	24,185	23,475
October	29,487	27,583
November	34,619	32,450
December	39,455	37,290
January	41,577	41,208
February	48,395	45,256
March	53,324	50,081
April	55,113	51,670
May	55,114	51,670
June	55,117	51,686

QUALITY

	Quantity	Base Number	Contract	AT	Region	England
% of FP17s for the same patient ID Re-attending within 3 months - Children	381	5,782	6.6%	12.0%	11.9%	12.3%
% of FP17s for the same patient ID Re-attending within 3 months - Adults	2,629	18,565	14.2%	17.2%	16.6%	16.7%
% of FP17s for the same patient ID Re-attending between 3 & 9 months - Children	3,006	5,782	52.0%	55.4%	60.2%	57.6%
% of FP17s for the same patient ID Re-attending between 3 & 9 months - Adults	8,366	18,565	45.1%	48.3%	51.5%	50.1%
% of FP17s for Band 1 Urgent Courses	2,253	24,358	9.2%	10.8%	9.5%	9.1%
% of FP17s Relating to Free Repair or Replacements	157	24,358	0.6%	0.6%	0.7%	0.8%
% of FP17s Relating to Continuations	409	24,358	1.7%	1.0%	1.2%	1.2%
% of Patients satisfied with the dentistry they have received	40	44	90.9%	91.9%	93.1%	92.8%
% of Patients satisfied with the time they had to wait for an appointment	36	44	81.8%	88.1%	88.8%	88.7%

* This is based on patients treated on this contract for their most recent course of treatment. Figures in italics indicate the base number of FP17s or Patient Questionnaire responses are less than 100. N/A is shown where the base number of responses is less than 10 during the period. % is calculated as Quantity/Base number*100

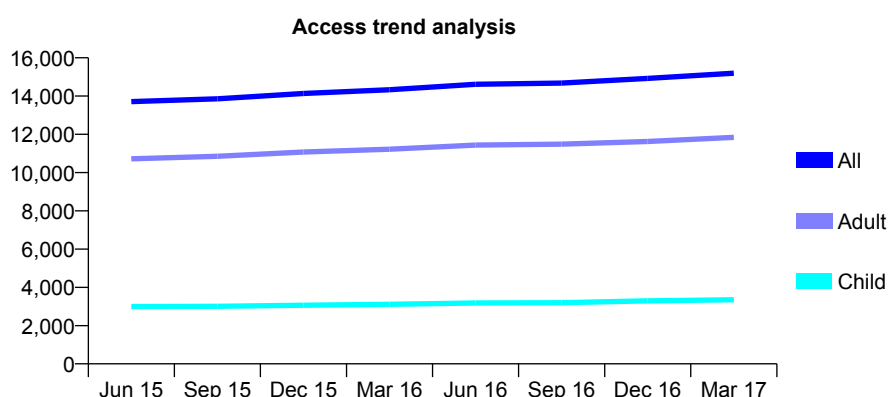
Q67 - Vital Signs At a Glance Contract Report for 101370/0097 - Year end March 2017

Name or company name	Petrie Tucker and Partners Ltd
Contract type name	GDS Contract
Purpose of contract	General
Contract start date	01/04/2007
Contract end date	

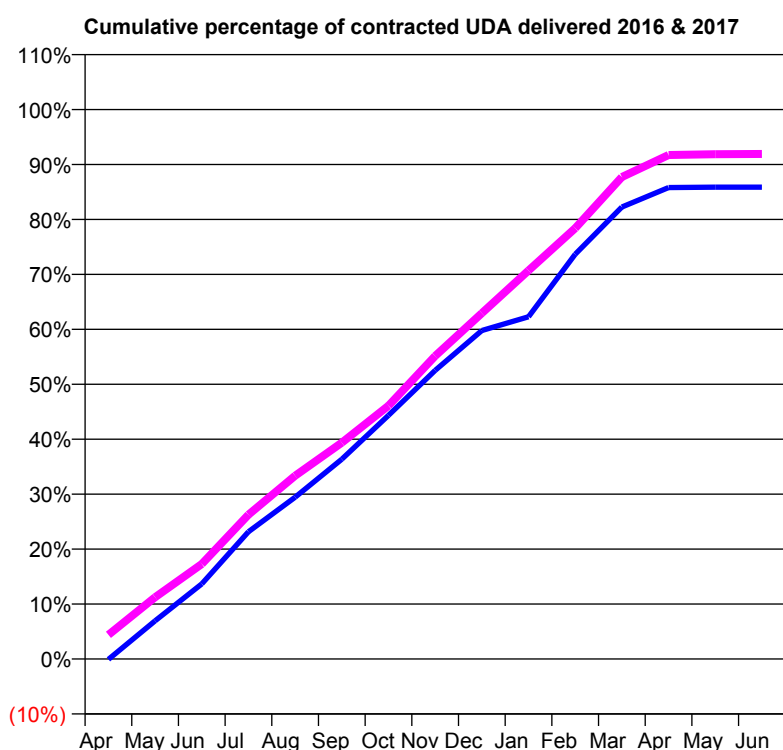
16/17 Contracted general activity (UDA)	41,328
Carry forward general activity (UDA)	0
16/17 Contracted orthodontic activity (UOA)	0
Carry forward orthodontic activity (UOA)	0
Baseline contract value	£891,380.74

ACCESS*

Patients seen in 24 months	Total	Change since previous quarter
Quarter ending March 2016	14,332	
Quarter ending June 2016	14,618	→
Quarter ending September 2016	14,682	→
Quarter ending December 2016	14,922	→
Quarter ending March 2017	15,195	→
Variance since March 2016	6.0%	↑



ACTIVITY



Adjusted Scheduled Activity (UDA)		
Month	2016	2017
April	-39	1,821
May	2,869	4,644
June	5,652	7,146
July	9,571	10,854
August	12,168	13,782
September	15,031	16,272
October	18,328	19,053
November	21,708	22,796
December	24,708	26,010
January	25,735	29,224
February	30,447	32,400
March	33,993	36,246
April	35,455	37,909
May	35,484	37,969
June	35,485	37,985

QUALITY

	Quantity	Base Number	Contract	AT	Region	England
% of FP17s for the same patient ID Re-attending within 3 months - Children	229	4,170	5.5%	12.0%	11.9%	12.3%
% of FP17s for the same patient ID Re-attending within 3 months - Adults	1,853	14,492	12.8%	17.2%	16.6%	16.7%
% of FP17s for the same patient ID Re-attending between 3 & 9 months - Children	1,781	4,170	42.7%	55.4%	60.2%	57.6%
% of FP17s for the same patient ID Re-attending between 3 & 9 months - Adults	5,764	14,492	39.8%	48.3%	51.5%	50.1%
% of FP17s for Band 1 Urgent Courses	1,383	18,721	7.4%	10.8%	9.5%	9.1%
% of FP17s Relating to Free Repair or Replacements	104	18,721	0.6%	0.6%	0.7%	0.8%
% of FP17s Relating to Continuations	324	18,721	1.7%	1.0%	1.2%	1.2%
% of Patients satisfied with the dentistry they have received	34	39	87.2%	91.9%	93.1%	92.8%
% of Patients satisfied with the time they had to wait for an appointment	35	39	89.7%	88.1%	88.8%	88.7%

* This is based on patients treated on this contract for their most recent course of treatment. Figures in italics indicate the base number of FP17s or Patient Questionnaire responses are less than 100. N/A is shown where the base number of responses is less than 10 during the period. % is calculated as Quantity/Base number*100

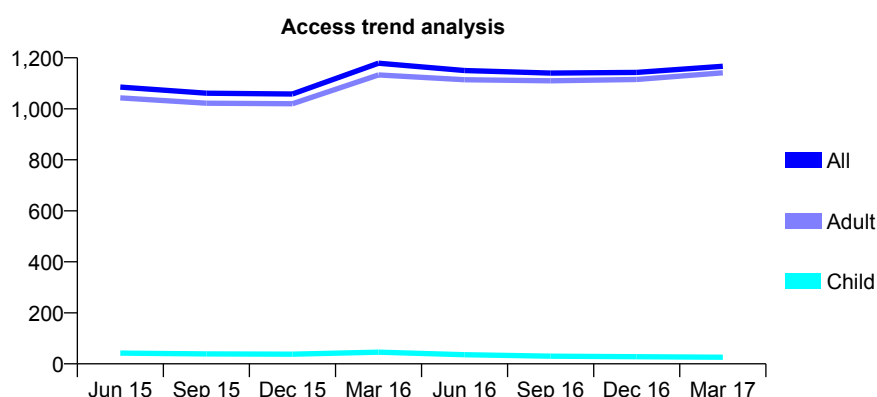
Q67 - Vital Signs At a Glance Contract Report for 101370/0133 - Year end March 2017

Name or company name	Petrie Tucker & Partners Ltd
Contract type name	PDS Contract
Purpose of contract	General
Contract start date	01/04/2012
Contract end date	31/03/2018

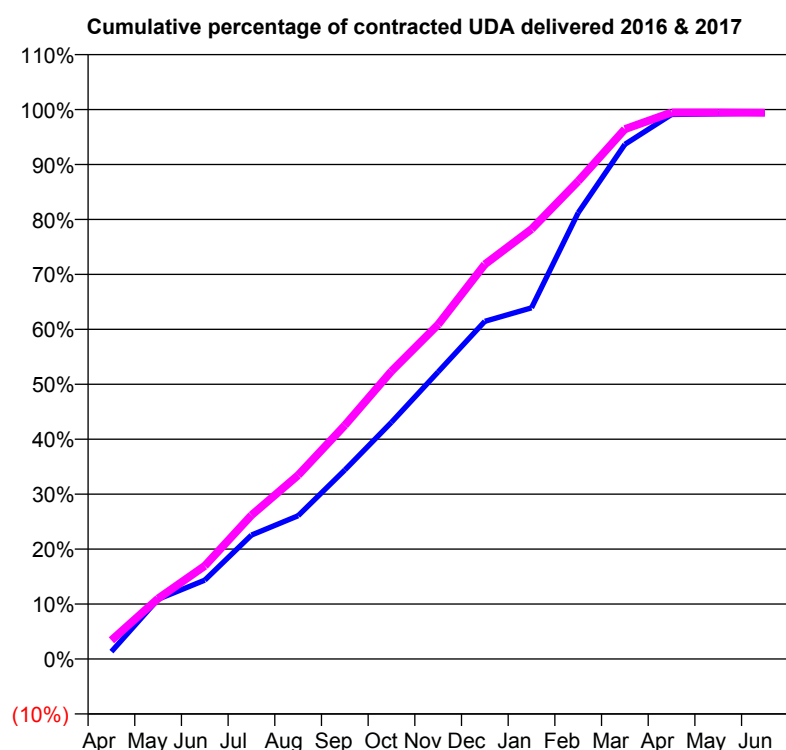
16/17 Contracted general activity (UDA)	4,650
Carry forward general activity (UDA)	30
16/17 Contracted orthodontic activity (UOA)	0
Carry forward orthodontic activity (UOA)	0
Baseline contract value	£320,611.19

ACCESS*

Patients seen in 24 months	Total	Change since previous quarter
Quarter ending March 2016	1,179	
Quarter ending June 2016	1,150	↓
Quarter ending September 2016	1,140	→
Quarter ending December 2016	1,143	→
Quarter ending March 2017	1,167	↑
Variance since March 2016	(1.0%)	↓



ACTIVITY



Adjusted Scheduled Activity (UDA)		
Month	2016	2017
April	63	159
May	506	512
June	668	788
July	1,049	1,217
August	1,212	1,555
September	1,600	1,977
October	2,004	2,436
November	2,430	2,831
December	2,858	3,339
January	2,972	3,638
February	3,776	4,044
March	4,355	4,484
April	4,608	4,625
May	4,614	4,625
June	4,620	4,622

QUALITY

	Quantity	Base Number	Contract	AT	Region	England
% of FP17s for the same patient ID Re-attending within 3 months - Children	0	44	0.0%	12.0%	11.9%	12.3%
% of FP17s for the same patient ID Re-attending within 3 months - Adults	21	1,313	1.6%	17.2%	16.6%	16.7%
% of FP17s for the same patient ID Re-attending between 3 & 9 months - Children	1	44	2.3%	55.4%	60.2%	57.6%
% of FP17s for the same patient ID Re-attending between 3 & 9 months - Adults	7	1,313	0.5%	48.3%	51.5%	50.1%
% of FP17s for Band 1 Urgent Courses	0	1,318	0.0%	10.8%	9.5%	9.1%
% of FP17s Relating to Free Repair or Replacements	1	1,318	0.1%	0.6%	0.7%	0.8%
% of FP17s Relating to Continuations	17	1,318	1.3%	1.0%	1.2%	1.2%
% of Patients satisfied with the dentistry they have received	3	3	N/A	91.9%	93.1%	92.8%
% of Patients satisfied with the time they had to wait for an appointment	1	3	N/A	88.1%	88.8%	88.7%

* This is based on patients treated on this contract for their most recent course of treatment. Figures in italics indicate the base number of FP17s or Patient Questionnaire responses are less than 100. N/A is shown where the base number of responses is less than 10 during the period. % is calculated as Quantity/Base number*100

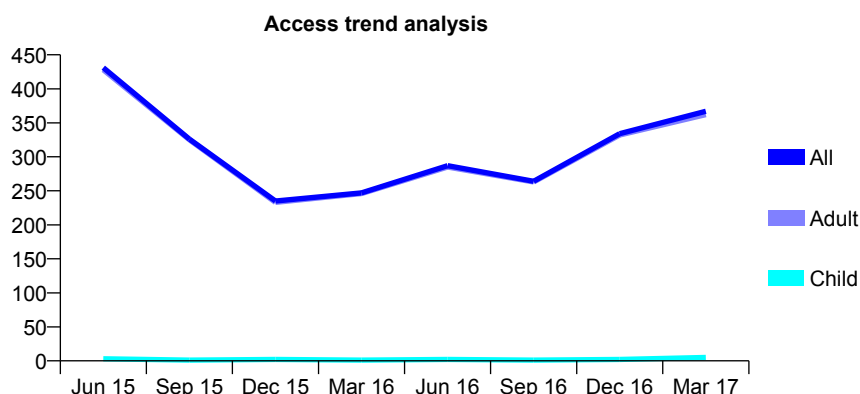
Q67 - Vital Signs At a Glance Contract Report for 101370/0135 - Year end March 2017

Name or company name	Petrie Tucker & Partners Ltd
Contract type name	PDS Contract
Purpose of contract	General
Contract start date	01/04/2012
Contract end date	31/03/2018

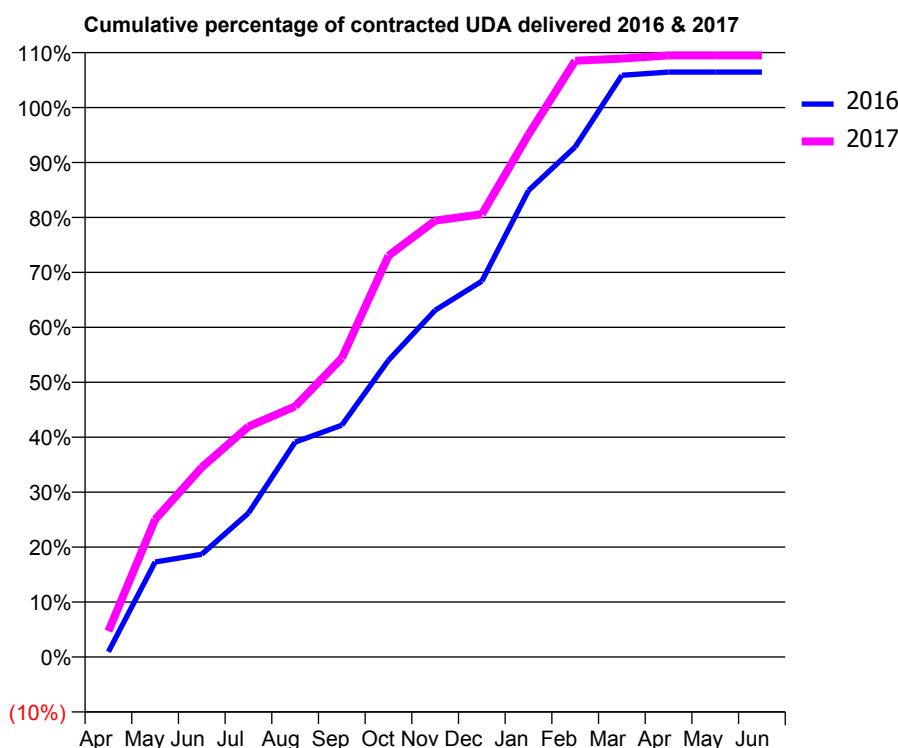
16/17 Contracted general activity (UDA)	1,550
Carry forward general activity (UDA)	-31
16/17 Contracted orthodontic activity (UOA)	0
Carry forward orthodontic activity (UOA)	0
Baseline contract value	£77,139.53

ACCESS*

Patients seen in 24 months	Total	Change since previous quarter
Quarter ending March 2016	247	
Quarter ending June 2016	287	↑
Quarter ending September 2016	264	↓
Quarter ending December 2016	334	↑
Quarter ending March 2017	367	↑
Variance since March 2016	48.6%	↑



ACTIVITY



Month	Adjusted Scheduled Activity (UDA)	
	2016	2017
April	15	73
May	268	388
June	290	535
July	406	650
August	606	707
September	654	843
October	837	1,132
November	978	1,231
December	1,060	1,249
January	1,316	1,474
February	1,439	1,682
March	1,641	1,688
April	1,650	1,697
May	1,650	1,697
June	1,650	1,697

QUALITY

	Quantity	Base Number	Contract	AT	Region	England
% of FP17s for the same patient ID Re-attending within 3 months - Children	0	9	0.0%	12.0%	11.9%	12.3%
% of FP17s for the same patient ID Re-attending within 3 months - Adults	5	569	0.9%	17.2%	16.6%	16.7%
% of FP17s for the same patient ID Re-attending between 3 & 9 months - Children	0	9	0.0%	55.4%	60.2%	57.6%
% of FP17s for the same patient ID Re-attending between 3 & 9 months - Adults	0	569	0.0%	48.3%	51.5%	50.1%
% of FP17s for Band 1 Urgent Courses	0	578	0.0%	10.8%	9.5%	9.1%
% of FP17s Relating to Free Repair or Replacements	0	578	0.0%	0.6%	0.7%	0.8%
% of FP17s Relating to Continuations	0	578	0.0%	1.0%	1.2%	1.2%
% of Patients satisfied with the dentistry they have received	1	1	N/A	91.9%	93.1%	92.8%
% of Patients satisfied with the time they had to wait for an appointment	0	1	N/A	88.1%	88.8%	88.7%

* This is based on patients treated on this contract for their most recent course of treatment. Figures in italics indicate the base number of FP17s or Patient Questionnaire responses are less than 100. N/A is shown where the base number of responses is less than 10 during the period. % is calculated as Quantity/Base number*100

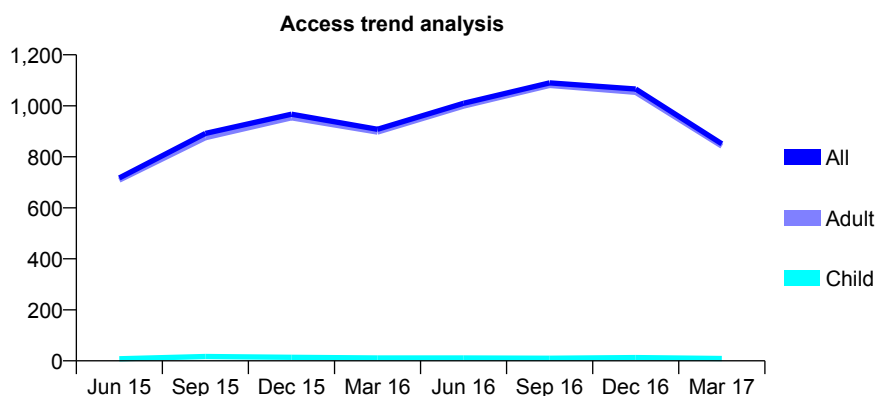
Q67 - Vital Signs At a Glance Contract Report for 101370/0138 - Year end March 2017

Name or company name	Petrie Tucker and Partners Ltd
Contract type name	PDS Contract
Purpose of contract	General
Contract start date	01/04/2014
Contract end date	31/03/2018

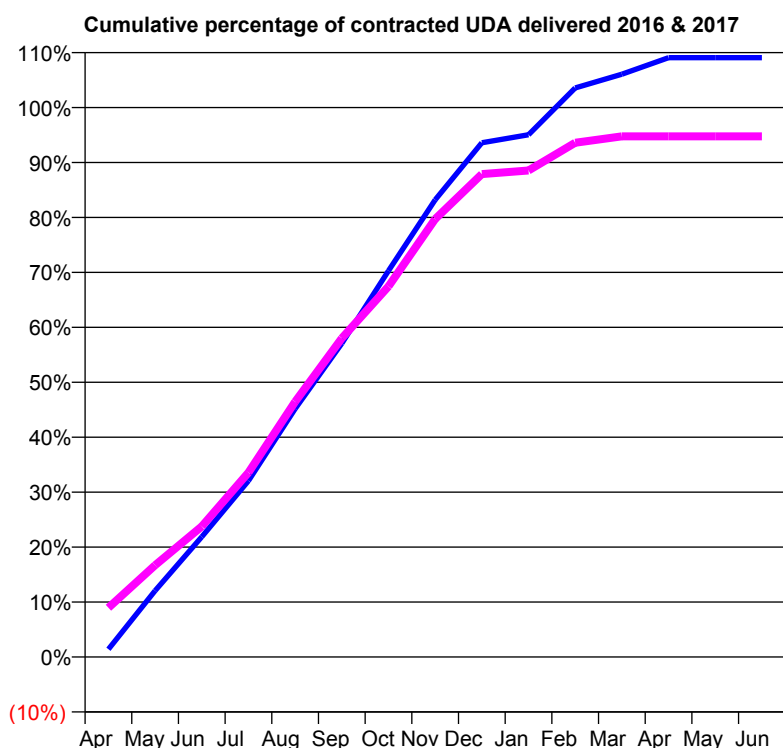
16/17 Contracted general activity (UDA)	3,100
Carry forward general activity (UDA)	-62
16/17 Contracted orthodontic activity (UOA)	0
Carry forward orthodontic activity (UOA)	0
Baseline contract value	£233,025.68

ACCESS*

Patients seen in 24 months	Total	Change since previous quarter
Quarter ending March 2016	908	
Quarter ending June 2016	1,010	↑
Quarter ending September 2016	1,090	↑
Quarter ending December 2016	1,066	↓
Quarter ending March 2017	851	↓
Variance since March 2016	(6.3%)	↓



ACTIVITY



Month	Adjusted Scheduled Activity (UDA)	
	2016	2017
April	44	278
May	374	518
June	678	737
July	994	1,041
August	1,400	1,440
September	1,769	1,798
October	2,179	2,091
November	2,579	2,471
December	2,901	2,724
January	2,946	2,745
February	3,210	2,901
March	3,288	2,937
April	3,381	2,937
May	3,381	2,937
June	3,381	2,937

QUALITY

	Quantity	Base Number	Contract	AT	Region	England
% of FP17s for the same patient ID Re-attending within 3 months - Children	0	23	0.0%	12.0%	11.9%	12.3%
% of FP17s for the same patient ID Re-attending within 3 months - Adults	4	973	0.4%	17.2%	16.6%	16.7%
% of FP17s for the same patient ID Re-attending between 3 & 9 months - Children	0	23	0.0%	55.4%	60.2%	57.6%
% of FP17s for the same patient ID Re-attending between 3 & 9 months - Adults	3	973	0.3%	48.3%	51.5%	50.1%
% of FP17s for Band 1 Urgent Courses	0	965	0.0%	10.8%	9.5%	9.1%
% of FP17s Relating to Free Repair or Replacements	0	965	0.0%	0.6%	0.7%	0.8%
% of FP17s Relating to Continuations	3	965	0.3%	1.0%	1.2%	1.2%
% of Patients satisfied with the dentistry they have received	4	4	N/A	91.9%	93.1%	92.8%
% of Patients satisfied with the time they had to wait for an appointment	2	4	N/A	88.1%	88.8%	88.7%

* This is based on patients treated on this contract for their most recent course of treatment. Figures in italics indicate the base number of FP17s or Patient Questionnaire responses are less than 100. N/A is shown where the base number of responses is less than 10 during the period. % is calculated as Quantity/Base number*100

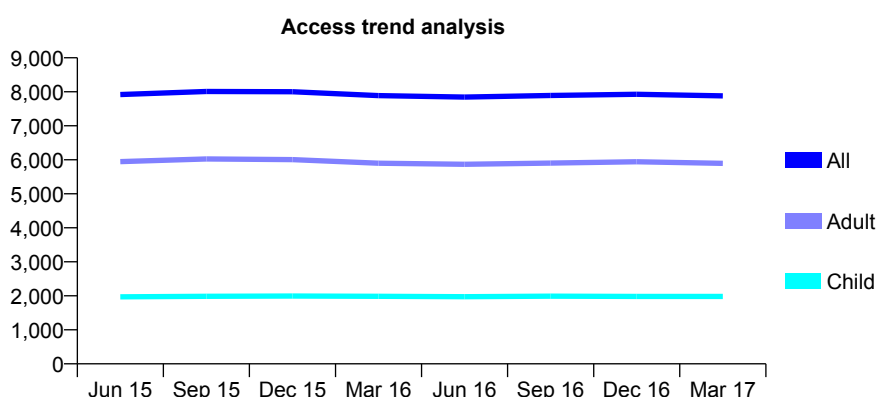
Q67 - Vital Signs At a Glance Contract Report for 101435/0142 - Year end March 2017

Name or company name	IDH Limited
Contract type name	GDS Contract
Purpose of contract	General
Contract start date	01/06/2011
Contract end date	

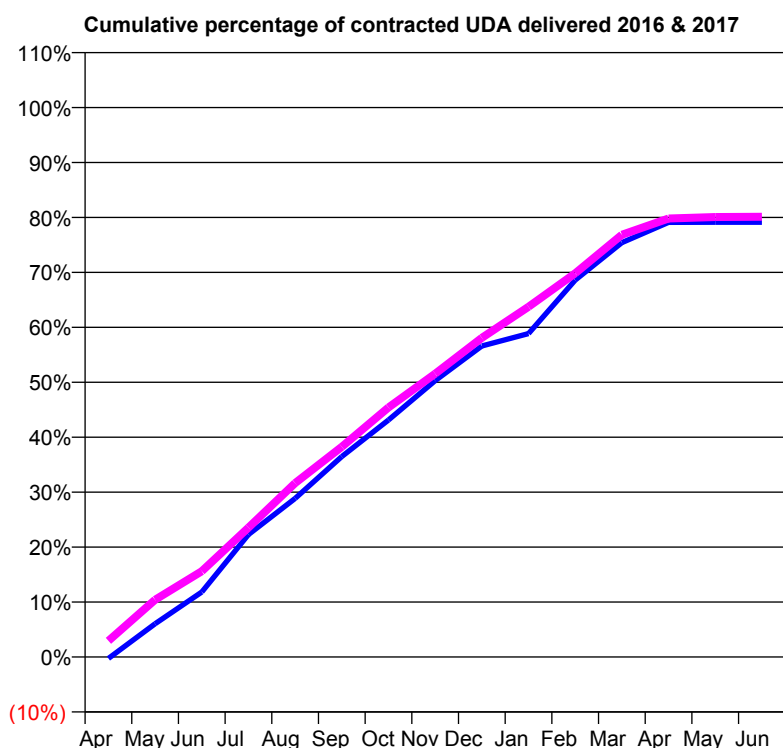
16/17 Contracted general activity (UDA)	26,899
Carry forward general activity (UDA)	0
16/17 Contracted orthodontic activity (UOA)	0
Carry forward orthodontic activity (UOA)	0
Baseline contract value	£643,118.33

ACCESS*

Patients seen in 24 months	Total	Change since previous quarter
Quarter ending March 2016	7,887	
Quarter ending June 2016	7,844	→
Quarter ending September 2016	7,892	→
Quarter ending December 2016	7,927	→
Quarter ending March 2017	7,879	→
Variance since March 2016	(0.1%)	→



ACTIVITY



Adjusted Scheduled Activity (UDA)		
Month	2016	2017
April	-72	793
May	1,632	2,802
June	3,182	4,197
July	5,998	6,332
August	7,764	8,517
September	9,814	10,290
October	11,605	12,219
November	13,526	13,867
December	15,227	15,621
January	15,836	17,145
February	18,453	18,780
March	20,287	20,671
April	21,278	21,466
May	21,281	21,538
June	21,284	21,551

QUALITY

	Quantity	Base Number	Contract	AT	Region	England
% of FP17s for the same patient ID Re-attending within 3 months - Children	168	2,803	6.0%	12.0%	11.9%	12.3%
% of FP17s for the same patient ID Re-attending within 3 months - Adults	1,010	8,002	12.6%	17.2%	16.6%	16.7%
% of FP17s for the same patient ID Re-attending between 3 & 9 months - Children	1,501	2,803	53.5%	55.4%	60.2%	57.6%
% of FP17s for the same patient ID Re-attending between 3 & 9 months - Adults	3,893	8,002	48.7%	48.3%	51.5%	50.1%
% of FP17s for Band 1 Urgent Courses	783	10,757	7.3%	10.8%	9.5%	9.1%
% of FP17s Relating to Free Repair or Replacements	81	10,757	0.8%	0.6%	0.7%	0.8%
% of FP17s Relating to Continuations	242	10,757	2.2%	1.0%	1.2%	1.2%
% of Patients satisfied with the dentistry they have received	14	16	87.5%	91.9%	93.1%	92.8%
% of Patients satisfied with the time they had to wait for an appointment	14	16	87.5%	88.1%	88.8%	88.7%

* This is based on patients treated on this contract for their most recent course of treatment. Figures in italics indicate the base number of FP17s or Patient Questionnaire responses are less than 100. N/A is shown where the base number of responses is less than 10 during the period. % is calculated as Quantity/Base number*100

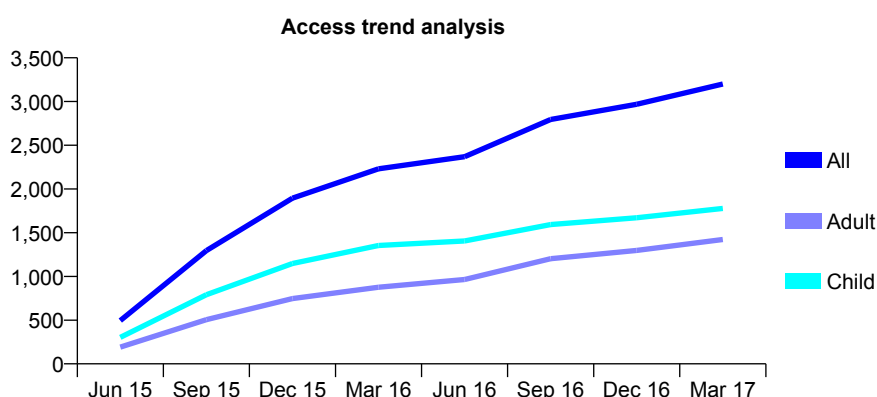
Q67 - Vital Signs At a Glance Contract Report for 102040/0001 - Year end March 2017

Name or company name	Dr Fayaz Jetha
Contract type name	GDS Contract
Purpose of contract	General
Contract start date	20/04/2015
Contract end date	

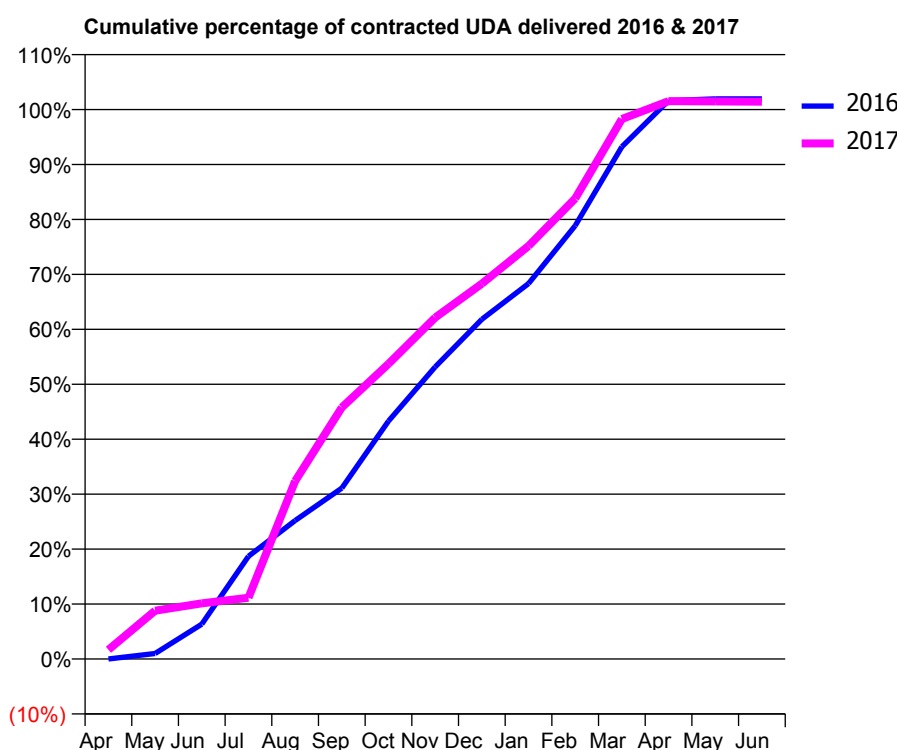
16/17 Contracted general activity (UDA)	8,926
Carry forward general activity (UDA)	-31
16/17 Contracted orthodontic activity (UOA)	0
Carry forward orthodontic activity (UOA)	0
Baseline contract value	£217,765.43

ACCESS*

Patients seen in 24 months	Total	Change since previous quarter
Quarter ending March 2016	2,230	
Quarter ending June 2016	2,369	↑
Quarter ending September 2016	2,795	↑
Quarter ending December 2016	2,968	↑
Quarter ending March 2017	3,200	↑
Variance since March 2016	43.5%	↑



ACTIVITY



Month	Adjusted Scheduled Activity (UDA)	
	2016	2017
April	0	152
May	85	785
June	537	904
July	1,580	994
August	2,131	2,890
September	2,628	4,086
October	3,662	4,794
November	4,494	5,547
December	5,226	6,096
January	5,777	6,709
February	6,668	7,481
March	7,883	8,771
April	8,592	9,063
May	8,618	9,057
June	8,618	9,053

QUALITY

	Quantity	Base Number	Contract	AT	Region	England
% of FP17s for the same patient ID Re-attending within 3 months - Children	121	2,343	5.2%	12.0%	11.9%	12.3%
% of FP17s for the same patient ID Re-attending within 3 months - Adults	264	1,635	16.1%	17.2%	16.6%	16.7%
% of FP17s for the same patient ID Re-attending between 3 & 9 months - Children	1,196	2,343	51.0%	55.4%	60.2%	57.6%
% of FP17s for the same patient ID Re-attending between 3 & 9 months - Adults	616	1,635	37.7%	48.3%	51.5%	50.1%
% of FP17s for Band 1 Urgent Courses	349	3,858	9.0%	10.8%	9.5%	9.1%
% of FP17s Relating to Free Repair or Replacements	2	3,858	0.1%	0.6%	0.7%	0.8%
% of FP17s Relating to Continuations	7	3,858	0.2%	1.0%	1.2%	1.2%
% of Patients satisfied with the dentistry they have received	3	3	N/A	91.9%	93.1%	92.8%
% of Patients satisfied with the time they had to wait for an appointment	3	3	N/A	88.1%	88.8%	88.7%

* This is based on patients treated on this contract for their most recent course of treatment. Figures in italics indicate the base number of FP17s or Patient Questionnaire responses are less than 100. N/A is shown where the base number of responses is less than 10 during the period. % is calculated as Quantity/Base number*100

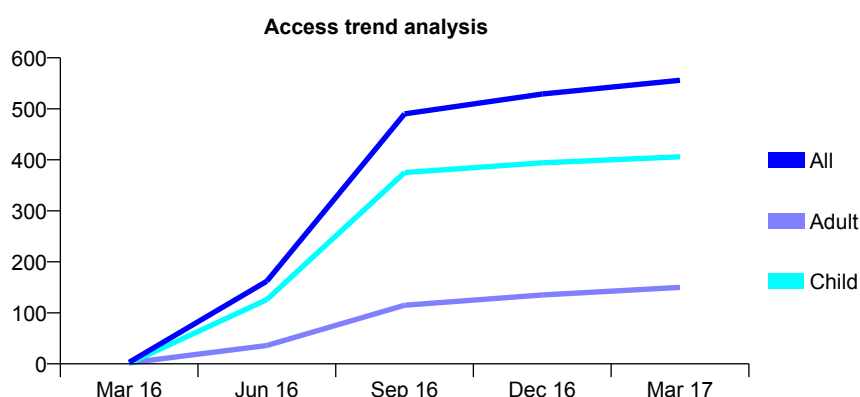
Q67 - Vital Signs At a Glance Contract Report for 103705/0001 - Year end March 2017

Name or company name	Fourways Dental Surgery
Contract type name	GDS Contract
Purpose of contract	General
Contract start date	20/12/2015
Contract end date	

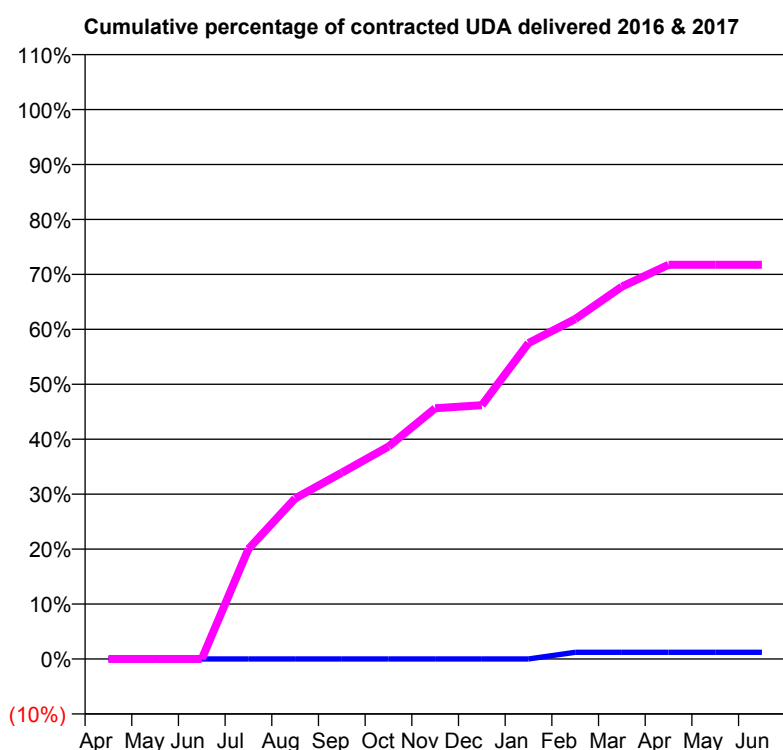
16/17 Contracted general activity (UDA)	1,460
Carry forward general activity (UDA)	0
16/17 Contracted orthodontic activity (UOA)	0
Carry forward orthodontic activity (UOA)	0
Baseline contract value	£35,696.94

ACCESS*

Patients seen in 24 months	Total	Change since previous quarter
Quarter ending March 2016	3	
Quarter ending June 2016	162	↑
Quarter ending September 2016	490	↑
Quarter ending December 2016	529	↑
Quarter ending March 2017	556	↑
Variance since March 2016	18433.3%	↑



ACTIVITY



Adjusted Scheduled Activity (UDA)		
Month	2016	2017
April	0	0
May	0	0
June	0	0
July	0	292
August	0	427
September	0	495
October	0	565
November	0	666
December	0	674
January	0	840
February	5	903
March	5	989
April	5	1,047
May	5	1,047
June	5	1,047

QUALITY

	Quantity	Base Number	Contract	AT	Region	England
% of FP17s for the same patient ID Re-attending within 3 months - Children	40	807	5.0%	12.0%	11.9%	12.3%
% of FP17s for the same patient ID Re-attending within 3 months - Adults	14	165	8.5%	17.2%	16.6%	16.7%
% of FP17s for the same patient ID Re-attending between 3 & 9 months - Children	247	807	30.6%	55.4%	60.2%	57.6%
% of FP17s for the same patient ID Re-attending between 3 & 9 months - Adults	42	165	25.5%	48.3%	51.5%	50.1%
% of FP17s for Band 1 Urgent Courses	27	777	3.5%	10.8%	9.5%	9.1%
% of FP17s Relating to Free Repair or Replacements	0	777	0.0%	0.6%	0.7%	0.8%
% of FP17s Relating to Continuations	0	777	0.0%	1.0%	1.2%	1.2%
% of Patients satisfied with the dentistry they have received	1	1	N/A	91.9%	93.1%	92.8%
% of Patients satisfied with the time they had to wait for an appointment	1	1	N/A	88.1%	88.8%	88.7%

* This is based on patients treated on this contract for their most recent course of treatment. Figures in italics indicate the base number of FP17s or Patient Questionnaire responses are less than 100. N/A is shown where the base number of responses is less than 10 during the period. % is calculated as Quantity/Base number*100

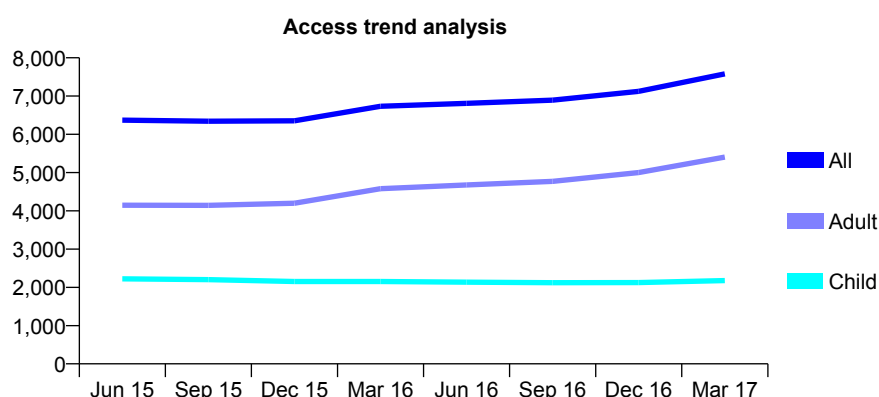
Q67 - Vital Signs At a Glance Contract Report for 104981/0001 - Year end March 2017

Name or company name	Pennypot Dental Practice Ltd
Contract type name	GDS Contract
Purpose of contract	General
Contract start date	11/04/2011
Contract end date	

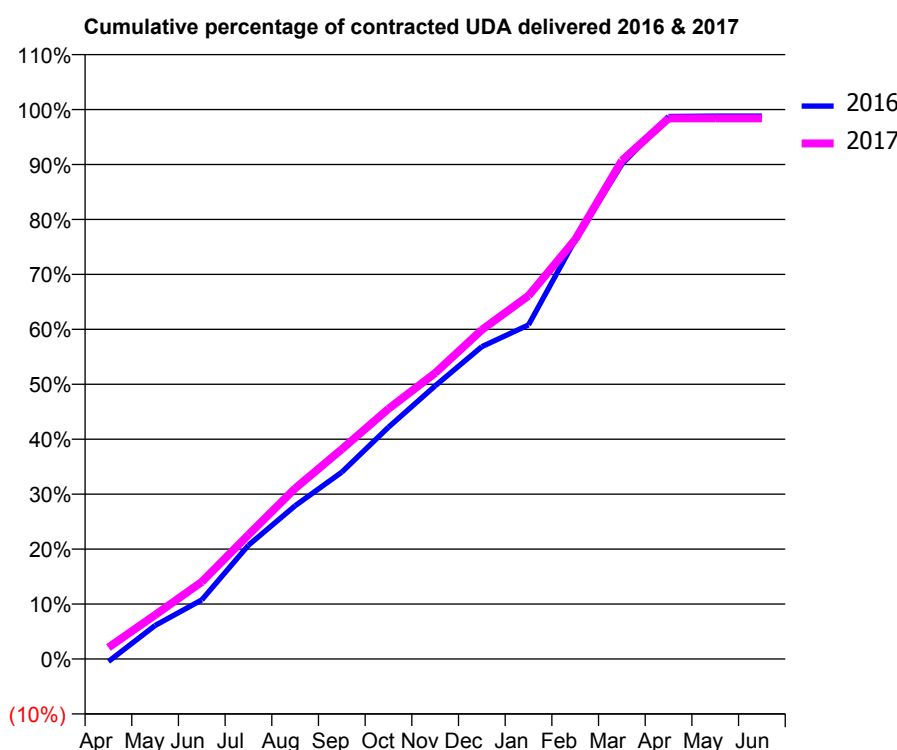
16/17 Contracted general activity (UDA)	22,682
Carry forward general activity (UDA)	269
16/17 Contracted orthodontic activity (UOA)	0
Carry forward orthodontic activity (UOA)	0
Baseline contract value	£587,866.65

ACCESS*

Patients seen in 24 months	Total	Change since previous quarter
Quarter ending March 2016	6,733	
Quarter ending June 2016	6,811	→
Quarter ending September 2016	6,893	→
Quarter ending December 2016	7,124	↑
Quarter ending March 2017	7,581	↑
Variance since March 2016	12.6%	↑



ACTIVITY



Adjusted Scheduled Activity (UDA)		
Month	2016	2017
April	-104	476
May	1,360	1,818
June	2,398	3,183
July	4,614	5,127
August	6,214	7,042
September	7,574	8,659
October	9,392	10,326
November	11,067	11,805
December	12,657	13,586
January	13,538	14,997
February	16,983	17,311
March	20,048	20,570
April	21,986	22,317
May	21,998	22,317
June	21,998	22,317

QUALITY

	Quantity	Base Number	Contract	AT	Region	England
% of FP17s for the same patient ID Re-attending within 3 months - Children	272	3,683	7.4%	12.0%	11.9%	12.3%
% of FP17s for the same patient ID Re-attending within 3 months - Adults	1,097	7,461	14.7%	17.2%	16.6%	16.7%
% of FP17s for the same patient ID Re-attending between 3 & 9 months - Children	2,447	3,683	66.4%	55.4%	60.2%	57.6%
% of FP17s for the same patient ID Re-attending between 3 & 9 months - Adults	3,641	7,461	48.8%	48.3%	51.5%	50.1%
% of FP17s for Band 1 Urgent Courses	1,385	11,113	12.5%	10.8%	9.5%	9.1%
% of FP17s Relating to Free Repair or Replacements	53	11,113	0.5%	0.6%	0.7%	0.8%
% of FP17s Relating to Continuations	43	11,113	0.4%	1.0%	1.2%	1.2%
% of Patients satisfied with the dentistry they have received	18	18	100.0%	91.9%	93.1%	92.8%
% of Patients satisfied with the time they had to wait for an appointment	17	18	94.4%	88.1%	88.8%	88.7%

* This is based on patients treated on this contract for their most recent course of treatment. Figures in italics indicate the base number of FP17s or Patient Questionnaire responses are less than 100. N/A is shown where the base number of responses is less than 10 during the period. % is calculated as Quantity/Base number*100

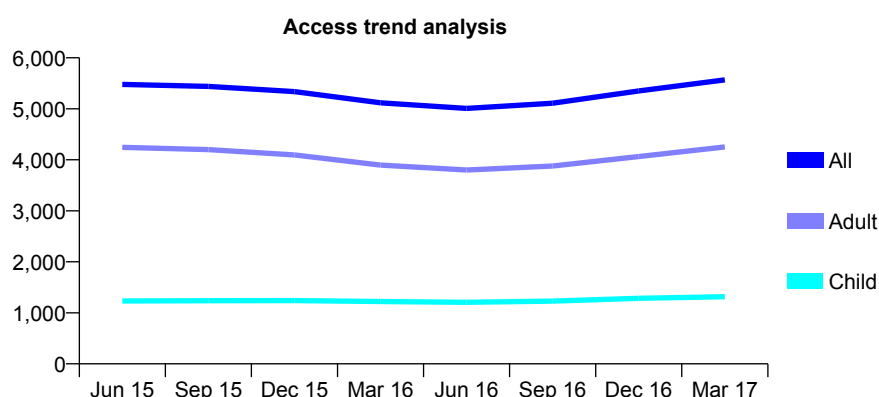
Q67 - Vital Signs At a Glance Contract Report for 104981/0002 - Year end March 2017

Name or company name	Pennypot Dental Practice Ltd
Contract type name	GDS Contract
Purpose of contract	General
Contract start date	11/04/2011
Contract end date	

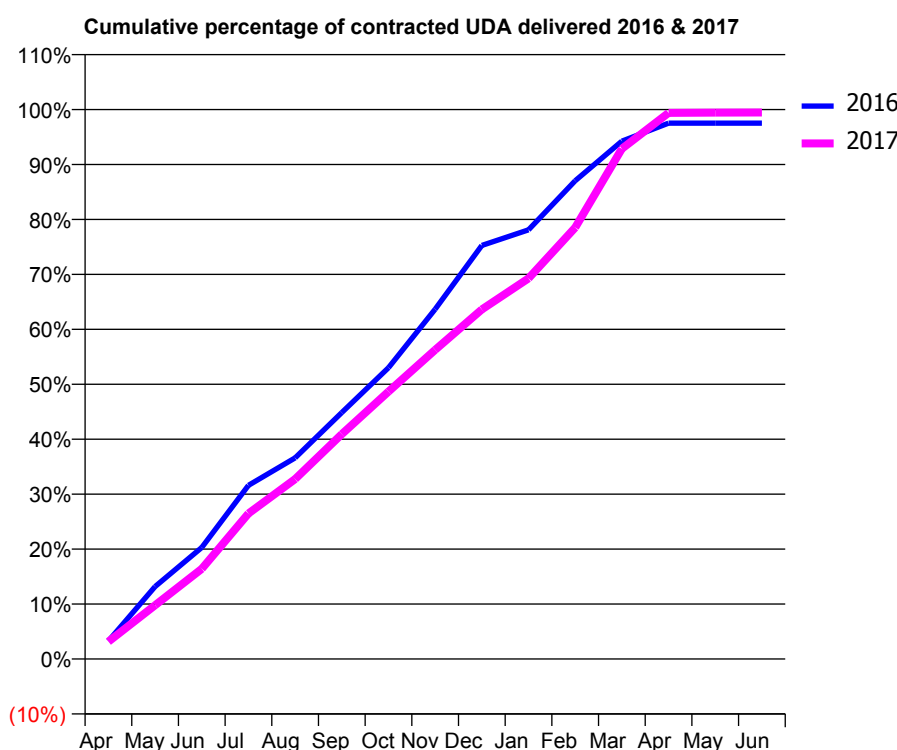
16/17 Contracted general activity (UDA)	15,124
Carry forward general activity (UDA)	0
16/17 Contracted orthodontic activity (UOA)	0
Carry forward orthodontic activity (UOA)	0
Baseline contract value	£391,911.09

ACCESS*

Patients seen in 24 months	Total	Change since previous quarter
Quarter ending March 2016	5,117	
Quarter ending June 2016	5,007	↓
Quarter ending September 2016	5,109	↑
Quarter ending December 2016	5,350	↑
Quarter ending March 2017	5,567	↑
Variance since March 2016	8.8%	↑



ACTIVITY



Month	Adjusted Scheduled Activity (UDA)	
	2016	2017
April	487	479
May	1,959	1,480
June	3,015	2,482
July	4,691	4,005
August	5,435	4,953
September	6,659	6,188
October	7,869	7,360
November	9,452	8,509
December	11,171	9,623
January	11,594	10,476
February	12,919	11,874
March	13,991	14,045
April	14,475	15,033
May	14,475	15,040
June	14,475	15,041

QUALITY

	Quantity	Base Number	Contract	AT	Region	England
% of FP17s for the same patient ID Re-attending within 3 months - Children	180	2,192	8.2%	12.0%	11.9%	12.3%
% of FP17s for the same patient ID Re-attending within 3 months - Adults	691	6,285	11.0%	17.2%	16.6%	16.7%
% of FP17s for the same patient ID Re-attending between 3 & 9 months - Children	1,381	2,192	63.0%	55.4%	60.2%	57.6%
% of FP17s for the same patient ID Re-attending between 3 & 9 months - Adults	3,704	6,285	58.9%	48.3%	51.5%	50.1%
% of FP17s for Band 1 Urgent Courses	867	8,609	10.1%	10.8%	9.5%	9.1%
% of FP17s Relating to Free Repair or Replacements	51	8,609	0.6%	0.6%	0.7%	0.8%
% of FP17s Relating to Continuations	23	8,609	0.3%	1.0%	1.2%	1.2%
% of Patients satisfied with the dentistry they have received	15	16	93.8%	91.9%	93.1%	92.8%
% of Patients satisfied with the time they had to wait for an appointment	15	16	93.8%	88.1%	88.8%	88.7%

* This is based on patients treated on this contract for their most recent course of treatment. Figures in italics indicate the base number of FP17s or Patient Questionnaire responses are less than 100. N/A is shown where the base number of responses is less than 10 during the period. % is calculated as Quantity/Base number*100

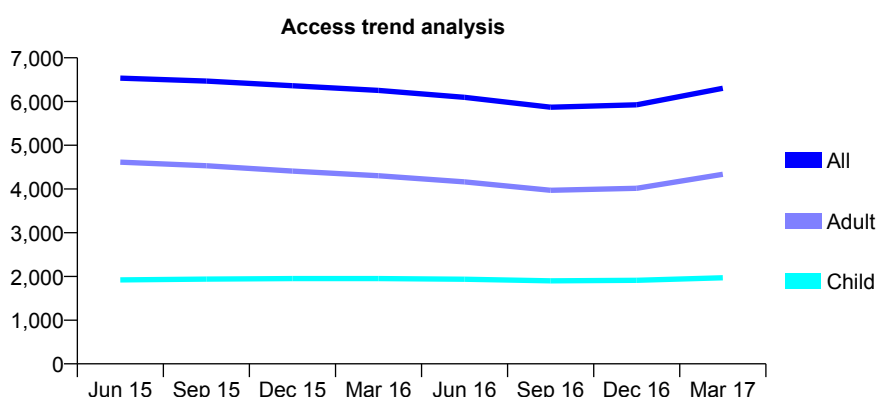
Q67 - Vital Signs At a Glance Contract Report for 104981/0003 - Year end March 2017

Name or company name	Pennypot Dental Practice Ltd
Contract type name	GDS Contract
Purpose of contract	General
Contract start date	11/04/2011
Contract end date	

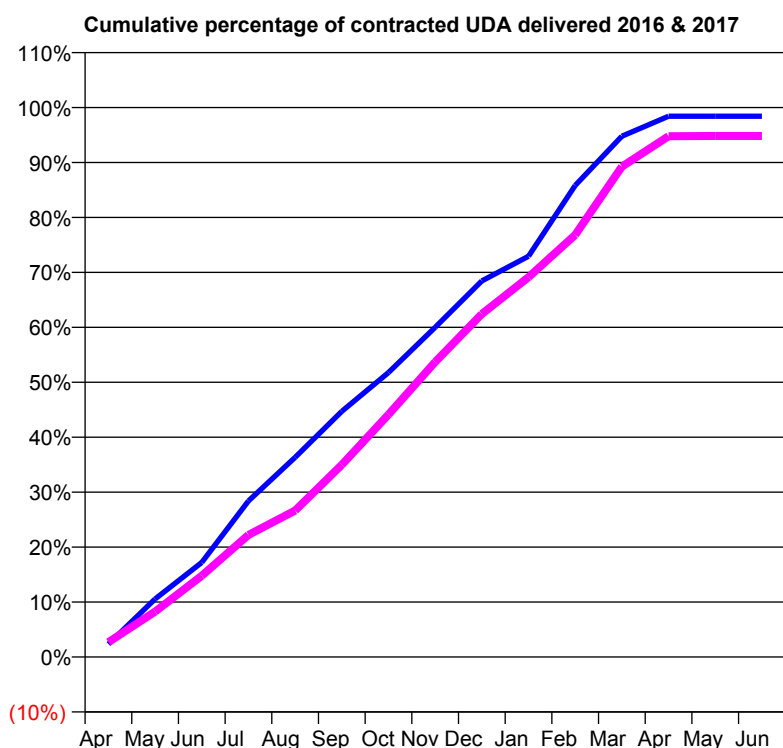
16/17 Contracted general activity (UDA)	16,000
Carry forward general activity (UDA)	254
16/17 Contracted orthodontic activity (UOA)	0
Carry forward orthodontic activity (UOA)	0
Baseline contract value	£404,447.13

ACCESS*

Patients seen in 24 months	Total	Change since previous quarter
Quarter ending March 2016	6,254	
Quarter ending June 2016	6,095	↓
Quarter ending September 2016	5,870	↓
Quarter ending December 2016	5,926	→
Quarter ending March 2017	6,303	↑
Variance since March 2016	0.8%	→



ACTIVITY



Adjusted Scheduled Activity (UDA)		
Month	2016	2017
April	378	431
May	1,690	1,320
June	2,756	2,368
July	4,543	3,556
August	5,815	4,265
September	7,153	5,597
October	8,282	7,062
November	9,602	8,589
December	10,950	9,989
January	11,670	11,060
February	13,732	12,292
March	15,165	14,280
April	15,746	15,164
May	15,746	15,170
June	15,746	15,173

QUALITY

	Quantity	Base Number	Contract	AT	Region	England
% of FP17s for the same patient ID Re-attending within 3 months - Children	119	2,815	4.2%	12.0%	11.9%	12.3%
% of FP17s for the same patient ID Re-attending within 3 months - Adults	509	5,757	8.8%	17.2%	16.6%	16.7%
% of FP17s for the same patient ID Re-attending between 3 & 9 months - Children	1,892	2,815	67.2%	55.4%	60.2%	57.6%
% of FP17s for the same patient ID Re-attending between 3 & 9 months - Adults	3,473	5,757	60.3%	48.3%	51.5%	50.1%
% of FP17s for Band 1 Urgent Courses	626	8,694	7.2%	10.8%	9.5%	9.1%
% of FP17s Relating to Free Repair or Replacements	12	8,694	0.1%	0.6%	0.7%	0.8%
% of FP17s Relating to Continuations	21	8,694	0.2%	1.0%	1.2%	1.2%
% of Patients satisfied with the dentistry they have received	17	21	81.0%	91.9%	93.1%	92.8%
% of Patients satisfied with the time they had to wait for an appointment	16	21	76.2%	88.1%	88.8%	88.7%

* This is based on patients treated on this contract for their most recent course of treatment. Figures in italics indicate the base number of FP17s or Patient Questionnaire responses are less than 100. N/A is shown where the base number of responses is less than 10 during the period. % is calculated as Quantity/Base number*100

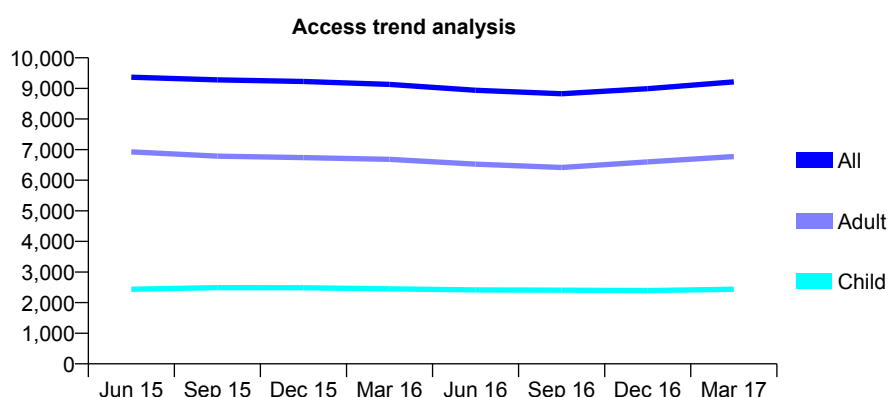
Q67 - Vital Signs At a Glance Contract Report for 104981/0004 - Year end March 2017

Name or company name	Pennypot Dental Practice Ltd
Contract type name	GDS Contract
Purpose of contract	General
Contract start date	11/04/2011
Contract end date	

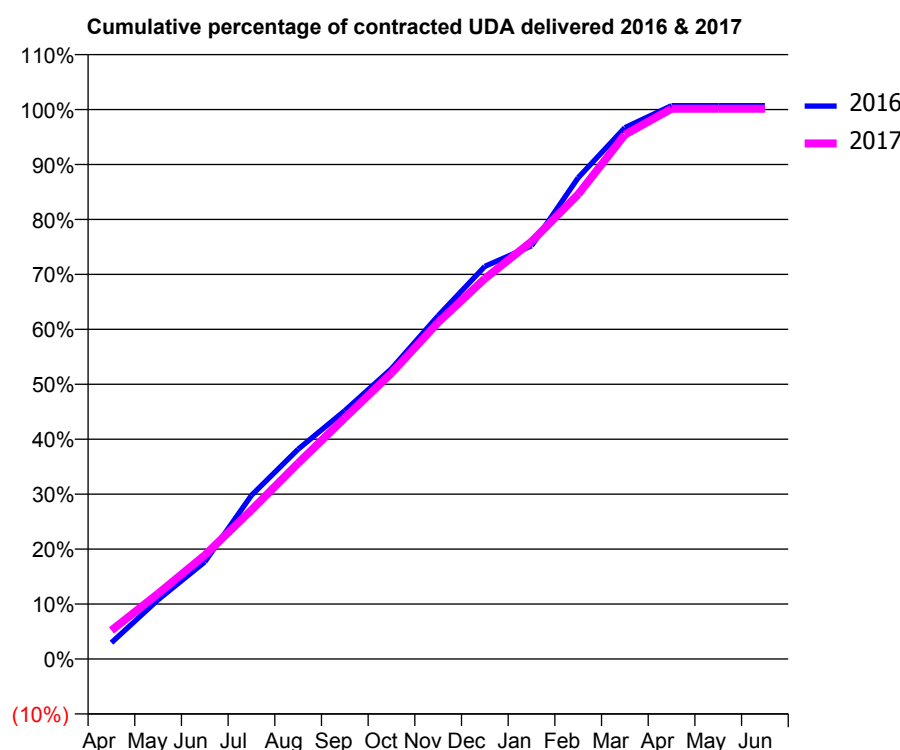
16/17 Contracted general activity (UDA)	24,000
Carry forward general activity (UDA)	-168
16/17 Contracted orthodontic activity (UOA)	0
Carry forward orthodontic activity (UOA)	0
Baseline contract value	£606,670.71

ACCESS*

Patients seen in 24 months	Total	Change since previous quarter
Quarter ending March 2016	9,129	
Quarter ending June 2016	8,940	↓
Quarter ending September 2016	8,824	↓
Quarter ending December 2016	8,993	→
Quarter ending March 2017	9,214	↑
Variance since March 2016	0.9%	→



ACTIVITY



Month	Adjusted Scheduled Activity (UDA)	
	2016	2017
April	716	1,247
May	2,587	2,858
June	4,243	4,536
July	7,151	6,510
August	9,166	8,553
September	10,846	10,534
October	12,681	12,491
November	14,993	14,701
December	17,150	16,616
January	18,045	18,231
February	21,024	20,294
March	23,206	22,906
April	24,170	24,032
May	24,168	24,033
June	24,168	24,033

QUALITY

	Quantity	Base Number	Contract	AT	Region	England
% of FP17s for the same patient ID Re-attending within 3 months - Children	230	3,969	5.8%	12.0%	11.9%	12.3%
% of FP17s for the same patient ID Re-attending within 3 months - Adults	955	10,014	9.5%	17.2%	16.6%	16.7%
% of FP17s for the same patient ID Re-attending between 3 & 9 months - Children	2,808	3,969	70.7%	55.4%	60.2%	57.6%
% of FP17s for the same patient ID Re-attending between 3 & 9 months - Adults	6,197	10,014	61.9%	48.3%	51.5%	50.1%
% of FP17s for Band 1 Urgent Courses	1,154	14,100	8.2%	10.8%	9.5%	9.1%
% of FP17s Relating to Free Repair or Replacements	31	14,100	0.2%	0.6%	0.7%	0.8%
% of FP17s Relating to Continuations	36	14,100	0.3%	1.0%	1.2%	1.2%
% of Patients satisfied with the dentistry they have received	35	38	92.1%	91.9%	93.1%	92.8%
% of Patients satisfied with the time they had to wait for an appointment	35	38	92.1%	88.1%	88.8%	88.7%

* This is based on patients treated on this contract for their most recent course of treatment. Figures in italics indicate the base number of FP17s or Patient Questionnaire responses are less than 100. N/A is shown where the base number of responses is less than 10 during the period. % is calculated as Quantity/Base number*100

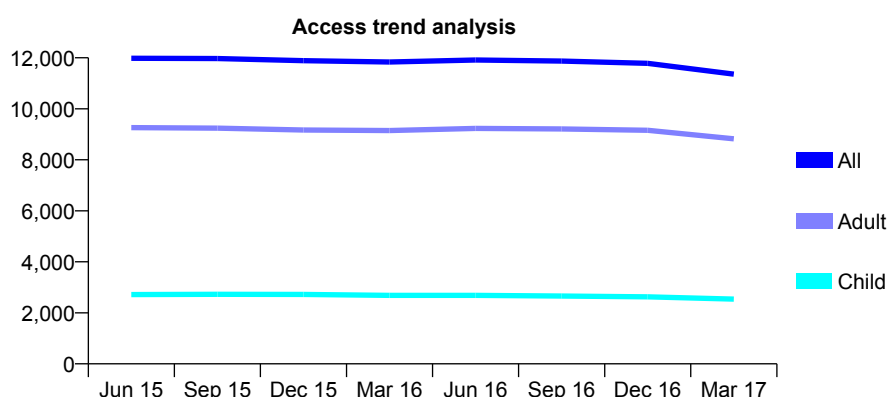
Q67 - Vital Signs At a Glance Contract Report for 105414/0003 - Year end March 2017

Name or company name	First Choice Dental Limited
Contract type name	GDS Contract
Purpose of contract	General
Contract start date	01/04/2006
Contract end date	

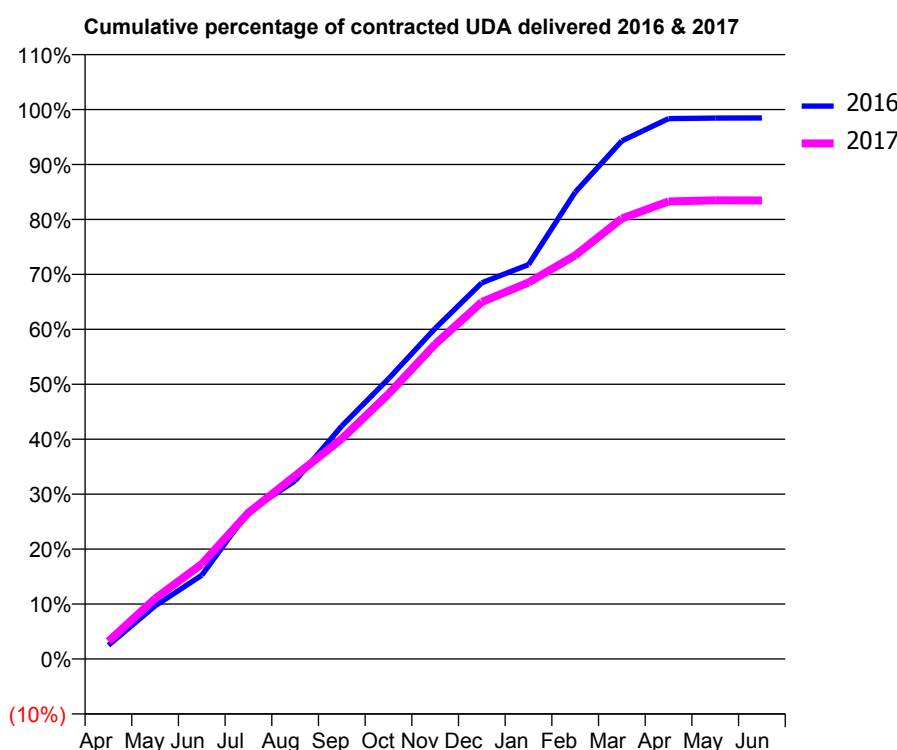
16/17 Contracted general activity (UDA)	36,958
Carry forward general activity (UDA)	564
16/17 Contracted orthodontic activity (UOA)	0
Carry forward orthodontic activity (UOA)	0
Baseline contract value	£821,698.44

ACCESS*

Patients seen in 24 months	Total	Change since previous quarter
Quarter ending March 2016	11,833	
Quarter ending June 2016	11,916	→
Quarter ending September 2016	11,870	→
Quarter ending December 2016	11,784	→
Quarter ending March 2017	11,362	↓
Variance since March 2016	(4.0%)	↓



ACTIVITY



Adjusted Scheduled Activity (UDA)		
Month	2016	2017
April	927	1,192
May	3,577	4,071
June	5,636	6,388
July	9,922	9,839
August	11,982	12,328
September	15,669	14,809
October	18,850	17,823
November	22,238	21,169
December	25,308	24,010
January	26,524	25,322
February	31,397	27,143
March	34,846	29,630
April	36,346	30,779
May	36,382	30,844
June	36,394	30,835

QUALITY

	Quantity	Base Number	Contract	AT	Region	England
% of FP17s for the same patient ID Re-attending within 3 months - Children	213	3,362	6.3%	12.0%	11.9%	12.3%
% of FP17s for the same patient ID Re-attending within 3 months - Adults	1,476	10,965	13.5%	17.2%	16.6%	16.7%
% of FP17s for the same patient ID Re-attending between 3 & 9 months - Children	1,962	3,362	58.4%	55.4%	60.2%	57.6%
% of FP17s for the same patient ID Re-attending between 3 & 9 months - Adults	5,085	10,965	46.4%	48.3%	51.5%	50.1%
% of FP17s for Band 1 Urgent Courses	1,092	14,187	7.7%	10.8%	9.5%	9.1%
% of FP17s Relating to Free Repair or Replacements	49	14,187	0.3%	0.6%	0.7%	0.8%
% of FP17s Relating to Continuations	339	14,187	2.4%	1.0%	1.2%	1.2%
% of Patients satisfied with the dentistry they have received	28	32	87.5%	91.9%	93.1%	92.8%
% of Patients satisfied with the time they had to wait for an appointment	30	32	93.8%	88.1%	88.8%	88.7%

* This is based on patients treated on this contract for their most recent course of treatment. Figures in italics indicate the base number of FP17s or Patient Questionnaire responses are less than 100. N/A is shown where the base number of responses is less than 10 during the period. % is calculated as Quantity/Base number*100

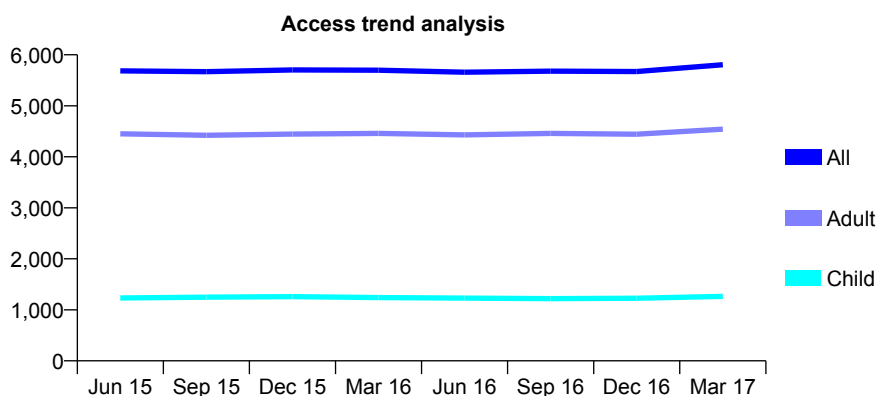
Q67 - Vital Signs At a Glance Contract Report for 105872/0001 - Year end March 2017

Name or company name	Eastgate Dental Practice Ltd
Contract type name	GDS Contract
Purpose of contract	General
Contract start date	01/04/2011
Contract end date	

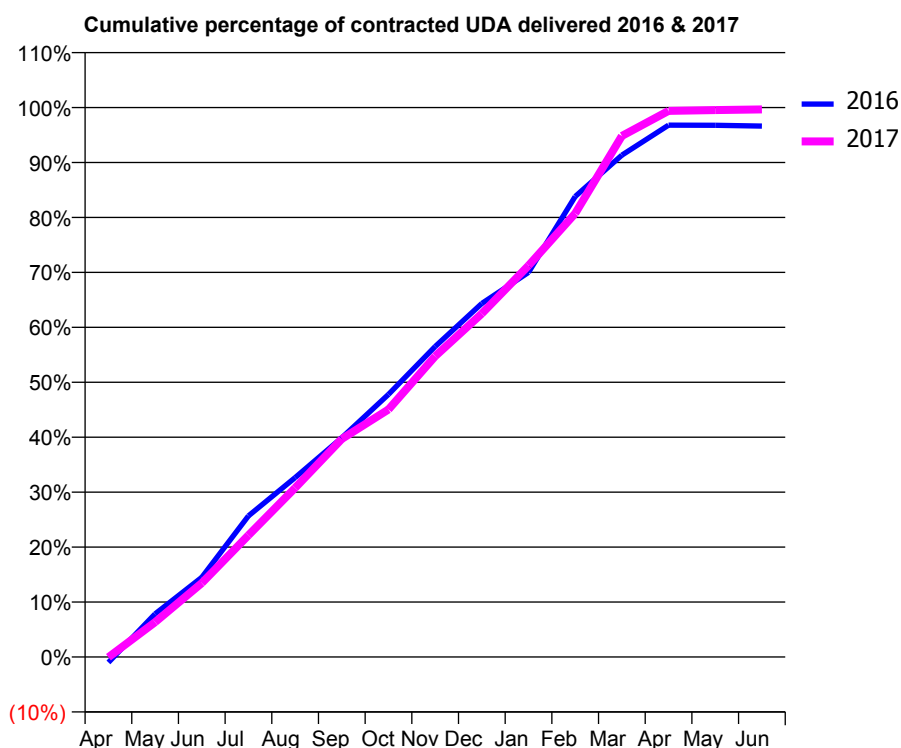
16/17 Contracted general activity (UDA)	14,281
Carry forward general activity (UDA)	483
16/17 Contracted orthodontic activity (UOA)	0
Carry forward orthodontic activity (UOA)	0
Baseline contract value	£364,309.82

ACCESS*

Patients seen in 24 months	Total	Change since previous quarter
Quarter ending March 2016	5,698	
Quarter ending June 2016	5,660	→
Quarter ending September 2016	5,679	→
Quarter ending December 2016	5,671	→
Quarter ending March 2017	5,806	↑
Variance since March 2016	1.9%	→



ACTIVITY



Adjusted Scheduled Activity (UDA)		
Month	2016	2017
April	-144	-9
May	1,122	905
June	2,071	1,920
July	3,669	3,167
August	4,664	4,396
September	5,701	5,667
October	6,826	6,435
November	8,070	7,818
December	9,189	8,926
January	9,997	10,173
February	11,970	11,528
March	13,041	13,540
April	13,823	14,194
May	13,820	14,213
June	13,798	14,231

QUALITY

	Quantity	Base Number	Contract	AT	Region	England
% of FP17s for the same patient ID Re-attending within 3 months - Children	85	1,456	5.8%	12.0%	11.9%	12.3%
% of FP17s for the same patient ID Re-attending within 3 months - Adults	1,072	5,565	19.3%	17.2%	16.6%	16.7%
% of FP17s for the same patient ID Re-attending between 3 & 9 months - Children	523	1,456	35.9%	55.4%	60.2%	57.6%
% of FP17s for the same patient ID Re-attending between 3 & 9 months - Adults	1,842	5,565	33.1%	48.3%	51.5%	50.1%
% of FP17s for Band 1 Urgent Courses	857	6,312	13.6%	10.8%	9.5%	9.1%
% of FP17s Relating to Free Repair or Replacements	59	6,312	0.9%	0.6%	0.7%	0.8%
% of FP17s Relating to Continuations	107	6,312	1.7%	1.0%	1.2%	1.2%
% of Patients satisfied with the dentistry they have received	27	31	87.1%	91.9%	93.1%	92.8%
% of Patients satisfied with the time they had to wait for an appointment	24	31	77.4%	88.1%	88.8%	88.7%

* This is based on patients treated on this contract for their most recent course of treatment. Figures in italics indicate the base number of FP17s or Patient Questionnaire responses are less than 100. N/A is shown where the base number of responses is less than 10 during the period. % is calculated as Quantity/Base number*100

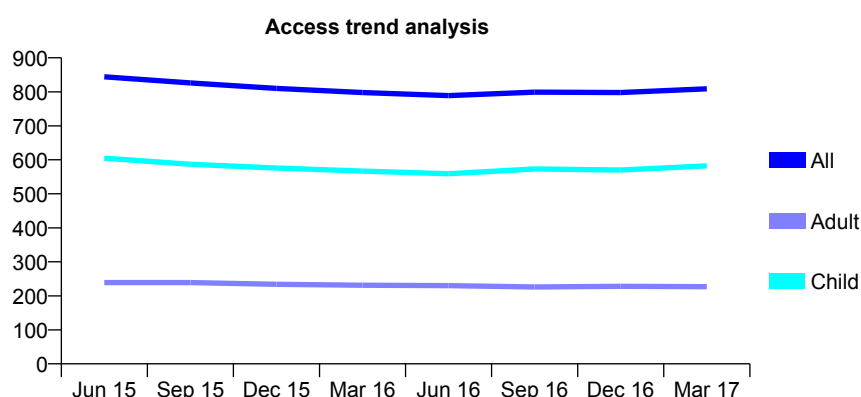
Q67 - Vital Signs At a Glance Contract Report for 107417/0001 - Year end March 2017

Name or company name	Andrew House Dental Practice
Contract type name	GDS Contract
Purpose of contract	General
Contract start date	01/11/2010
Contract end date	

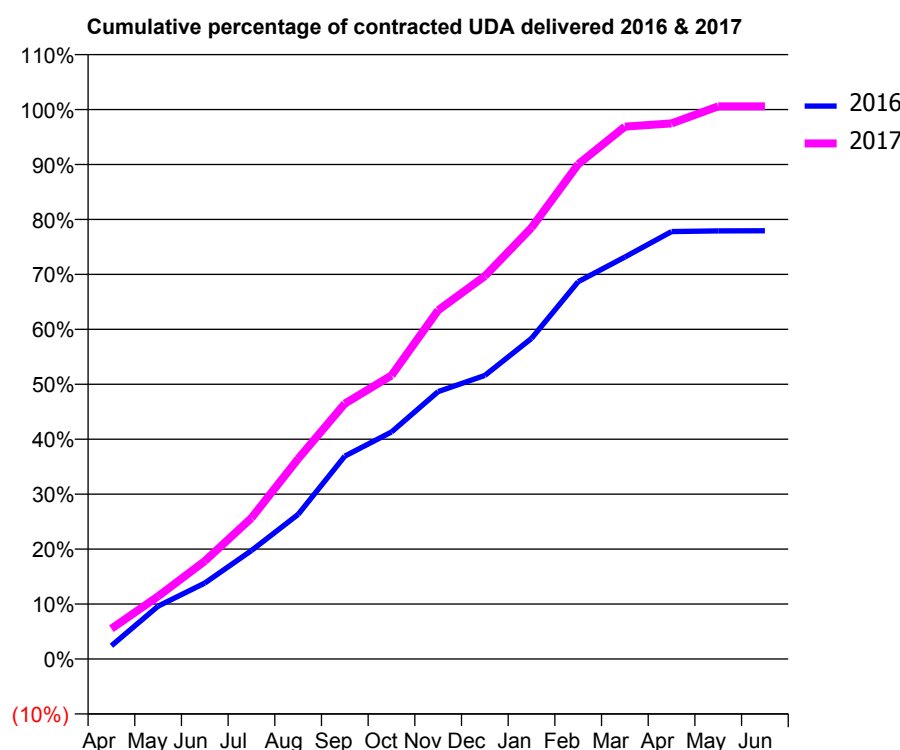
16/17 Contracted general activity (UDA)	2,448
Carry forward general activity (UDA)	0
16/17 Contracted orthodontic activity (UOA)	0
Carry forward orthodontic activity (UOA)	0
Baseline contract value	£59,854.40

ACCESS*

Patients seen in 24 months	Total	Change since previous quarter
Quarter ending March 2016	798	
Quarter ending June 2016	789	↓
Quarter ending September 2016	799	→
Quarter ending December 2016	798	→
Quarter ending March 2017	809	→
Variance since March 2016	1.4%	→



ACTIVITY



Month	Adjusted Scheduled Activity (UDA)	
	2016	2017
April	59	135
May	236	279
June	338	436
July	483	628
August	644	892
September	904	1,138
October	1,011	1,263
November	1,192	1,554
December	1,263	1,706
January	1,428	1,921
February	1,681	2,204
March	1,791	2,372
April	1,904	2,386
May	1,907	2,462
June	1,908	2,462

QUALITY

	Quantity	Base Number	Contract	AT	Region	England
% of FP17s for the same patient ID Re-attending within 3 months - Children	74	989	7.5%	12.0%	11.9%	12.3%
% of FP17s for the same patient ID Re-attending within 3 months - Adults	65	281	23.1%	17.2%	16.6%	16.7%
% of FP17s for the same patient ID Re-attending between 3 & 9 months - Children	672	989	67.9%	55.4%	60.2%	57.6%
% of FP17s for the same patient ID Re-attending between 3 & 9 months - Adults	148	281	52.7%	48.3%	51.5%	50.1%
% of FP17s for Band 1 Urgent Courses	54	1,246	4.3%	10.8%	9.5%	9.1%
% of FP17s Relating to Free Repair or Replacements	0	1,246	0.0%	0.6%	0.7%	0.8%
% of FP17s Relating to Continuations	3	1,246	0.2%	1.0%	1.2%	1.2%
% of Patients satisfied with the dentistry they have received	14	14	100.0%	91.9%	93.1%	92.8%
% of Patients satisfied with the time they had to wait for an appointment	14	14	100.0%	88.1%	88.8%	88.7%

* This is based on patients treated on this contract for their most recent course of treatment. Figures in italics indicate the base number of FP17s or Patient Questionnaire responses are less than 100. N/A is shown where the base number of responses is less than 10 during the period. % is calculated as Quantity/Base number*100

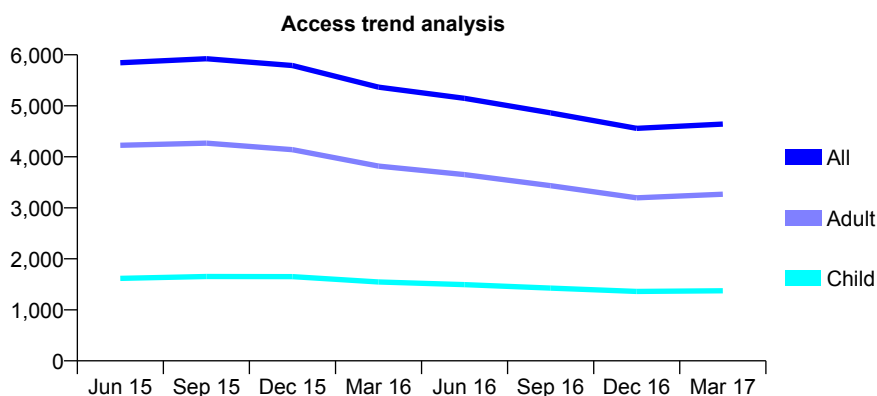
Q67 - Vital Signs At a Glance Contract Report for 108030/0001 - Year end March 2017

Name or company name	Longford Dental Centre
Contract type name	GDS Contract
Purpose of contract	General
Contract start date	01/09/2009
Contract end date	

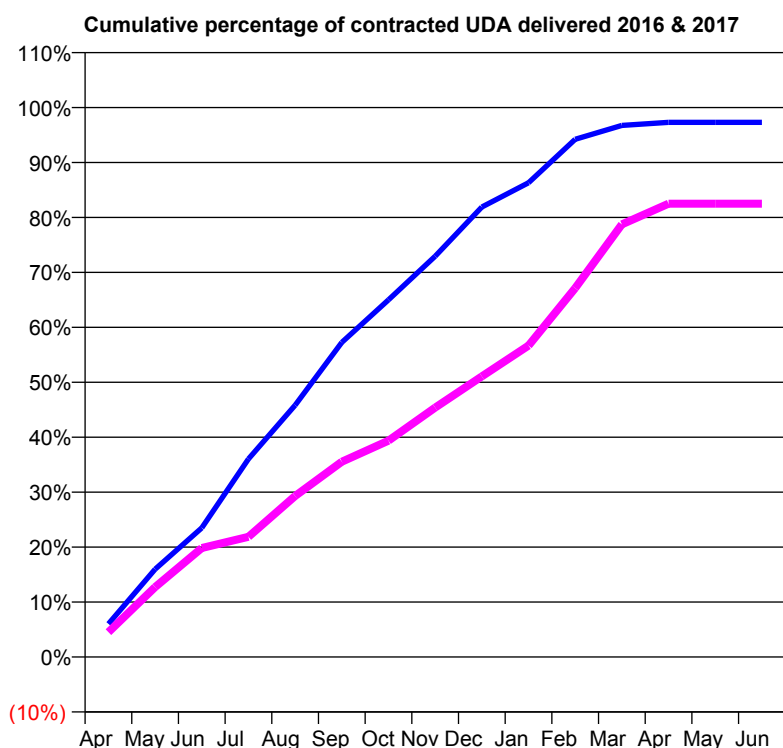
16/17 Contracted general activity (UDA)	14,535
Carry forward general activity (UDA)	391
16/17 Contracted orthodontic activity (UOA)	0
Carry forward orthodontic activity (UOA)	0
Baseline contract value	£387,079.49

ACCESS*

Patients seen in 24 months	Total	Change since previous quarter
Quarter ending March 2016	5,365	
Quarter ending June 2016	5,147	↓
Quarter ending September 2016	4,861	↓
Quarter ending December 2016	4,557	↓
Quarter ending March 2017	4,641	→
Variance since March 2016	(13.5%)	↓



ACTIVITY



Adjusted Scheduled Activity (UDA)		
Month	2016	2017
April	876	658
May	2,324	1,849
June	3,415	2,883
July	5,239	3,180
August	6,663	4,259
September	8,322	5,164
October	9,449	5,724
November	10,600	6,597
December	11,901	7,424
January	12,544	8,237
February	13,693	9,759
March	14,063	11,442
April	14,144	11,990
May	14,144	11,990
June	14,144	11,990

QUALITY

	Quantity	Base Number	Contract	AT	Region	England
% of FP17s for the same patient ID Re-attending within 3 months - Children	78	1,625	4.8%	12.0%	11.9%	12.3%
% of FP17s for the same patient ID Re-attending within 3 months - Adults	497	3,566	13.9%	17.2%	16.6%	16.7%
% of FP17s for the same patient ID Re-attending between 3 & 9 months - Children	620	1,625	38.2%	55.4%	60.2%	57.6%
% of FP17s for the same patient ID Re-attending between 3 & 9 months - Adults	1,141	3,566	32.0%	48.3%	51.5%	50.1%
% of FP17s for Band 1 Urgent Courses	602	5,340	11.3%	10.8%	9.5%	9.1%
% of FP17s Relating to Free Repair or Replacements	35	5,340	0.7%	0.6%	0.7%	0.8%
% of FP17s Relating to Continuations	80	5,340	1.5%	1.0%	1.2%	1.2%
% of Patients satisfied with the dentistry they have received	5	8	N/A	91.9%	93.1%	92.8%
% of Patients satisfied with the time they had to wait for an appointment	6	8	N/A	88.1%	88.8%	88.7%

* This is based on patients treated on this contract for their most recent course of treatment. Figures in italics indicate the base number of FP17s or Patient Questionnaire responses are less than 100. N/A is shown where the base number of responses is less than 10 during the period. % is calculated as Quantity/Base number*100

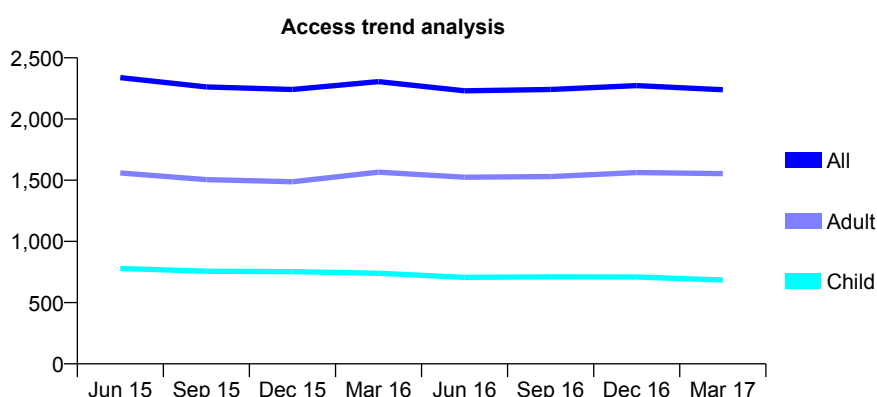
Q67 - Vital Signs At a Glance Contract Report for 108030/0002 - Year end March 2017

Name or company name	Longford Dental Centre
Contract type name	GDS Contract
Purpose of contract	General
Contract start date	01/09/2009
Contract end date	

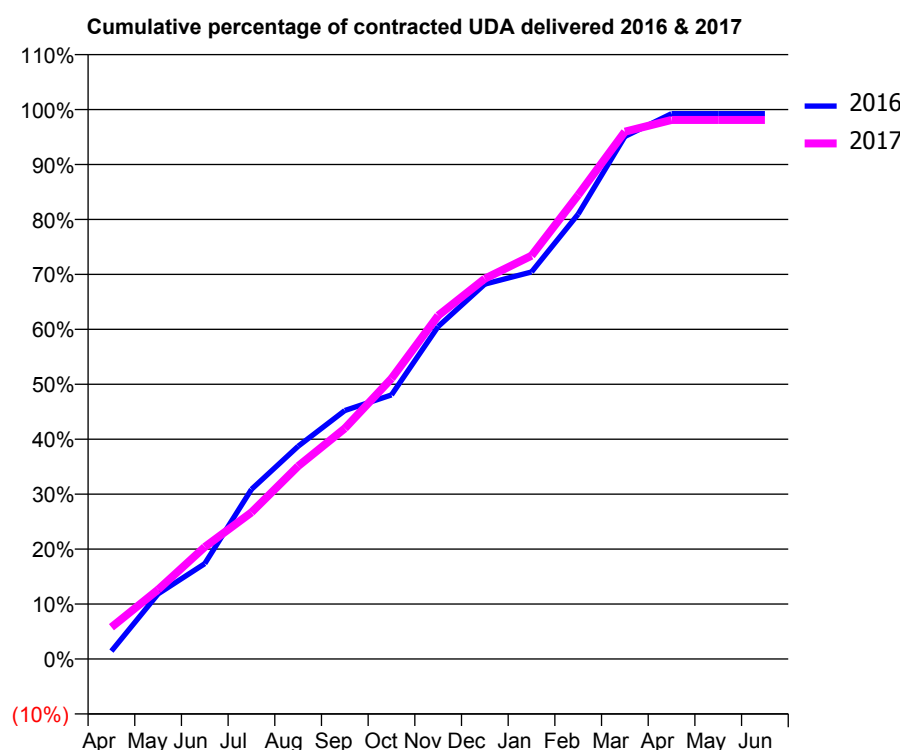
16/17 Contracted general activity (UDA)	7,019
Carry forward general activity (UDA)	53
16/17 Contracted orthodontic activity (UOA)	0
Carry forward orthodontic activity (UOA)	0
Baseline contract value	£193,377.18

ACCESS*

Patients seen in 24 months	Total	Change since previous quarter
Quarter ending March 2016	2,306	
Quarter ending June 2016	2,230	↓
Quarter ending September 2016	2,241	→
Quarter ending December 2016	2,273	→
Quarter ending March 2017	2,239	↓
Variance since March 2016	(2.9%)	↓



ACTIVITY



Adjusted Scheduled Activity (UDA)		
Month	2016	2017
April	101	406
May	832	887
June	1,218	1,432
July	2,168	1,873
August	2,718	2,464
September	3,174	2,947
October	3,374	3,583
November	4,247	4,386
December	4,789	4,858
January	4,944	5,152
February	5,683	5,926
March	6,674	6,736
April	6,966	6,886
May	6,966	6,886
June	6,966	6,886

QUALITY

	Quantity	Base Number	Contract	AT	Region	England
% of FP17s for the same patient ID Re-attending within 3 months - Children	73	893	8.2%	12.0%	11.9%	12.3%
% of FP17s for the same patient ID Re-attending within 3 months - Adults	183	1,729	10.6%	17.2%	16.6%	16.7%
% of FP17s for the same patient ID Re-attending between 3 & 9 months - Children	424	893	47.5%	55.4%	60.2%	57.6%
% of FP17s for the same patient ID Re-attending between 3 & 9 months - Adults	638	1,729	36.9%	48.3%	51.5%	50.1%
% of FP17s for Band 1 Urgent Courses	319	2,581	12.4%	10.8%	9.5%	9.1%
% of FP17s Relating to Free Repair or Replacements	36	2,581	1.4%	0.6%	0.7%	0.8%
% of FP17s Relating to Continuations	49	2,581	1.9%	1.0%	1.2%	1.2%
% of Patients satisfied with the dentistry they have received	8	9	N/A	91.9%	93.1%	92.8%
% of Patients satisfied with the time they had to wait for an appointment	7	9	N/A	88.1%	88.8%	88.7%

* This is based on patients treated on this contract for their most recent course of treatment. Figures in italics indicate the base number of FP17s or Patient Questionnaire responses are less than 100. N/A is shown where the base number of responses is less than 10 during the period. % is calculated as Quantity/Base number*100

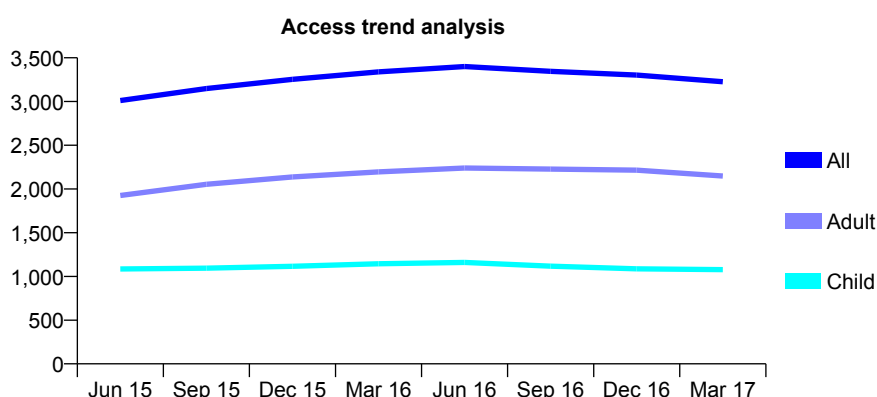
Q67 - Vital Signs At a Glance Contract Report for 111317/0001 - Year end March 2017

Name or company name	OH Dental Ltd
Contract type name	GDS Contract
Purpose of contract	General
Contract start date	01/04/2013
Contract end date	

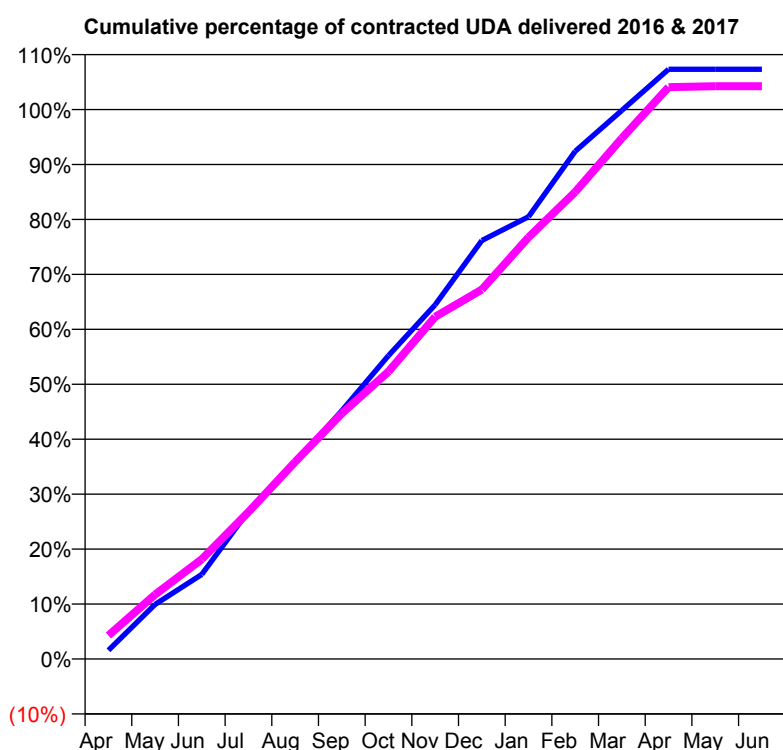
16/17 Contracted general activity (UDA)	7,360
Carry forward general activity (UDA)	0
16/17 Contracted orthodontic activity (UOA)	0
Carry forward orthodontic activity (UOA)	0
Baseline contract value	£181,464.87

ACCESS*

Patients seen in 24 months	Total	Change since previous quarter
Quarter ending March 2016	3,339	
Quarter ending June 2016	3,400	→
Quarter ending September 2016	3,345	↓
Quarter ending December 2016	3,302	↓
Quarter ending March 2017	3,226	↓
Variance since March 2016	(3.4%)	↓



ACTIVITY



Adjusted Scheduled Activity (UDA)		
Month	2016	2017
April	116	316
May	732	863
June	1,133	1,336
July	1,981	1,969
August	2,626	2,641
September	3,326	3,289
October	4,065	3,850
November	4,744	4,583
December	5,606	4,949
January	5,924	5,648
February	6,800	6,255
March	7,349	6,976
April	7,899	7,659
May	7,899	7,671
June	7,899	7,671

QUALITY

	Quantity	Base Number	Contract	AT	Region	England
% of FP17s for the same patient ID Re-attending within 3 months - Children	111	1,591	7.0%	12.0%	11.9%	12.3%
% of FP17s for the same patient ID Re-attending within 3 months - Adults	512	3,094	16.5%	17.2%	16.6%	16.7%
% of FP17s for the same patient ID Re-attending between 3 & 9 months - Children	931	1,591	58.5%	55.4%	60.2%	57.6%
% of FP17s for the same patient ID Re-attending between 3 & 9 months - Adults	1,738	3,094	56.2%	48.3%	51.5%	50.1%
% of FP17s for Band 1 Urgent Courses	201	3,543	5.7%	10.8%	9.5%	9.1%
% of FP17s Relating to Free Repair or Replacements	54	3,543	1.5%	0.6%	0.7%	0.8%
% of FP17s Relating to Continuations	36	3,543	1.0%	1.0%	1.2%	1.2%
% of Patients satisfied with the dentistry they have received	20	20	100.0%	91.9%	93.1%	92.8%
% of Patients satisfied with the time they had to wait for an appointment	19	20	95.0%	88.1%	88.8%	88.7%

* This is based on patients treated on this contract for their most recent course of treatment. Figures in italics indicate the base number of FP17s or Patient Questionnaire responses are less than 100. N/A is shown where the base number of responses is less than 10 during the period. % is calculated as Quantity/Base number*100

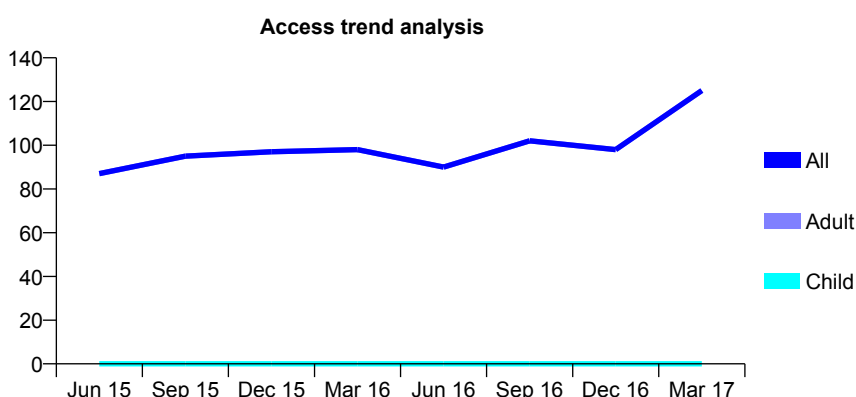
Q67 - Vital Signs At a Glance Contract Report for 111317/0002 - Year end March 2017

Name or company name	OH Dental Ltd
Contract type name	GDS Contract
Purpose of contract	General
Contract start date	01/04/2013
Contract end date	

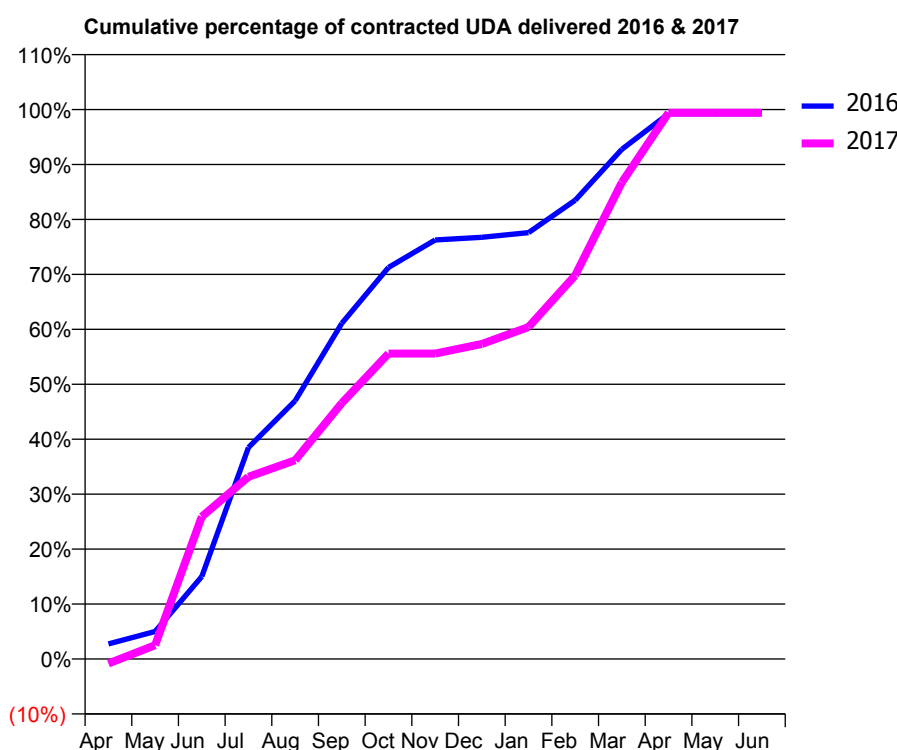
16/17 Contracted general activity (UDA)	240
Carry forward general activity (UDA)	2
16/17 Contracted orthodontic activity (UOA)	0
Carry forward orthodontic activity (UOA)	0
Baseline contract value	£13,090.67

ACCESS*

Patients seen in 24 months	Total	Change since previous quarter
Quarter ending March 2016	98	
Quarter ending June 2016	90	↓
Quarter ending September 2016	102	↑
Quarter ending December 2016	98	↓
Quarter ending March 2017	125	↑
Variance since March 2016	27.6%	↑



ACTIVITY



Adjusted Scheduled Activity (UDA)		
Month	2016	2017
April	7	-2
May	12	6
June	36	62
July	92	80
August	113	87
September	147	112
October	171	133
November	183	133
December	184	138
January	186	145
February	200	168
March	223	208
April	238	239
May	238	239
June	238	239

QUALITY

	Quantity	Base Number	Contract	AT	Region	England
% of FP17s for the same patient ID Re-attending within 3 months - Children	0	0	N/A	12.0%	11.9%	12.3%
% of FP17s for the same patient ID Re-attending within 3 months - Adults	7	84	8.3%	17.2%	16.6%	16.7%
% of FP17s for the same patient ID Re-attending between 3 & 9 months - Children	0	0	N/A	55.4%	60.2%	57.6%
% of FP17s for the same patient ID Re-attending between 3 & 9 months - Adults	12	84	14.3%	48.3%	51.5%	50.1%
% of FP17s for Band 1 Urgent Courses	53	108	49.1%	10.8%	9.5%	9.1%
% of FP17s Relating to Free Repair or Replacements	0	108	0.0%	0.6%	0.7%	0.8%
% of FP17s Relating to Continuations	0	108	0.0%	1.0%	1.2%	1.2%
% of Patients satisfied with the dentistry they have received	0	0	N/A	91.9%	93.1%	92.8%
% of Patients satisfied with the time they had to wait for an appointment	0	0	N/A	88.1%	88.8%	88.7%

* This is based on patients treated on this contract for their most recent course of treatment. Figures in italics indicate the base number of FP17s or Patient Questionnaire responses are less than 100. N/A is shown where the base number of responses is less than 10 during the period. % is calculated as Quantity/Base number*100

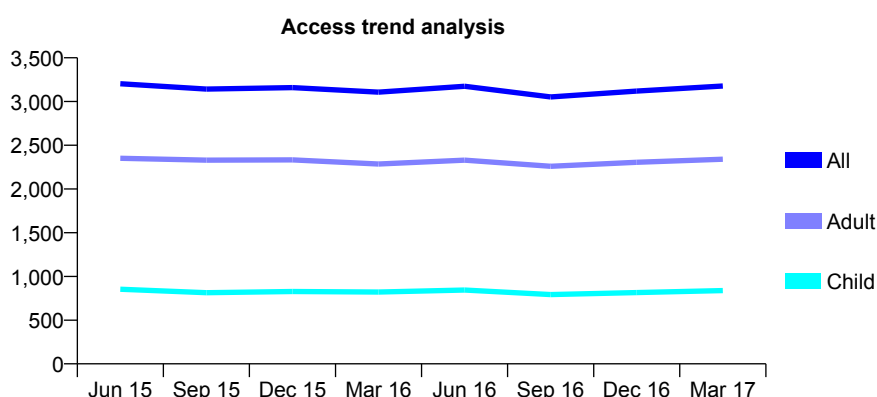
Q67 - Vital Signs At a Glance Contract Report for 117072/0001 - Year end March 2017

Name or company name	Holborough Dental Care Ltd
Contract type name	GDS Contract
Purpose of contract	General
Contract start date	01/06/2008
Contract end date	

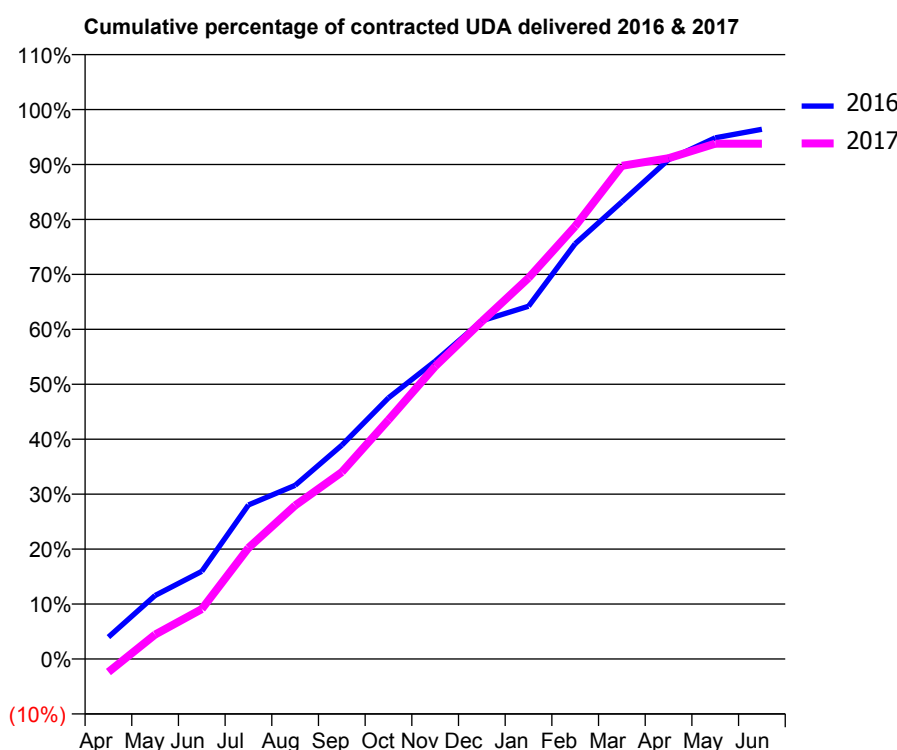
16/17 Contracted general activity (UDA)	8,605
Carry forward general activity (UDA)	309
16/17 Contracted orthodontic activity (UOA)	0
Carry forward orthodontic activity (UOA)	0
Baseline contract value	£237,534.98

ACCESS*

Patients seen in 24 months	Total	Change since previous quarter
Quarter ending March 2016	3,108	
Quarter ending June 2016	3,174	↑
Quarter ending September 2016	3,052	↓
Quarter ending December 2016	3,120	↑
Quarter ending March 2017	3,178	→
Variance since March 2016	2.3%	↑



ACTIVITY



Adjusted Scheduled Activity (UDA)		
Month	2016	2017
April	343	-206
May	994	384
June	1,373	783
July	2,414	1,741
August	2,719	2,405
September	3,349	2,927
October	4,091	3,746
November	4,664	4,582
December	5,297	5,285
January	5,525	5,967
February	6,503	6,777
March	7,159	7,722
April	7,822	7,843
May	8,161	8,070
June	8,296	8,069

QUALITY

	Quantity	Base Number	Contract	AT	Region	England
% of FP17s for the same patient ID Re-attending within 3 months - Children	54	1,060	5.1%	12.0%	11.9%	12.3%
% of FP17s for the same patient ID Re-attending within 3 months - Adults	302	2,775	10.9%	17.2%	16.6%	16.7%
% of FP17s for the same patient ID Re-attending between 3 & 9 months - Children	428	1,060	40.4%	55.4%	60.2%	57.6%
% of FP17s for the same patient ID Re-attending between 3 & 9 months - Adults	1,057	2,775	38.1%	48.3%	51.5%	50.1%
% of FP17s for Band 1 Urgent Courses	259	3,472	7.5%	10.8%	9.5%	9.1%
% of FP17s Relating to Free Repair or Replacements	19	3,472	0.5%	0.6%	0.7%	0.8%
% of FP17s Relating to Continuations	66	3,472	1.9%	1.0%	1.2%	1.2%
% of Patients satisfied with the dentistry they have received	27	28	96.4%	91.9%	93.1%	92.8%
% of Patients satisfied with the time they had to wait for an appointment	21	28	75.0%	88.1%	88.8%	88.7%

* This is based on patients treated on this contract for their most recent course of treatment. Figures in italics indicate the base number of FP17s or Patient Questionnaire responses are less than 100. N/A is shown where the base number of responses is less than 10 during the period. % is calculated as Quantity/Base number*100

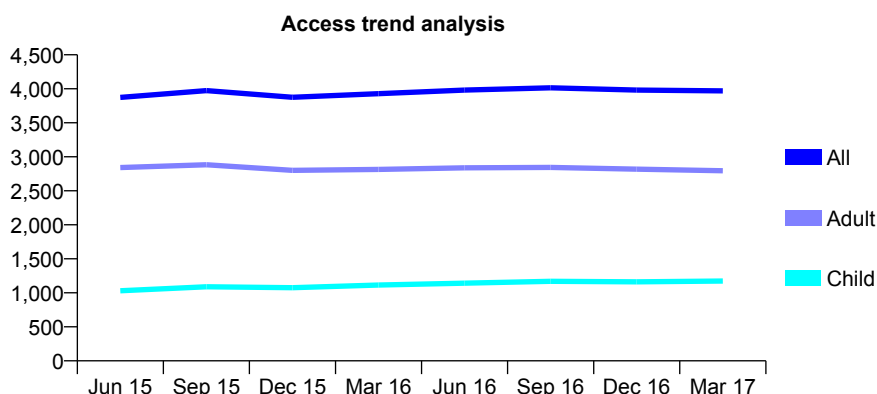
Q67 - Vital Signs At a Glance Contract Report for 118044/0001 - Year end March 2017

Name or company name	Maidstone Dental Centre
Contract type name	GDS Contract
Purpose of contract	General
Contract start date	30/08/2013
Contract end date	

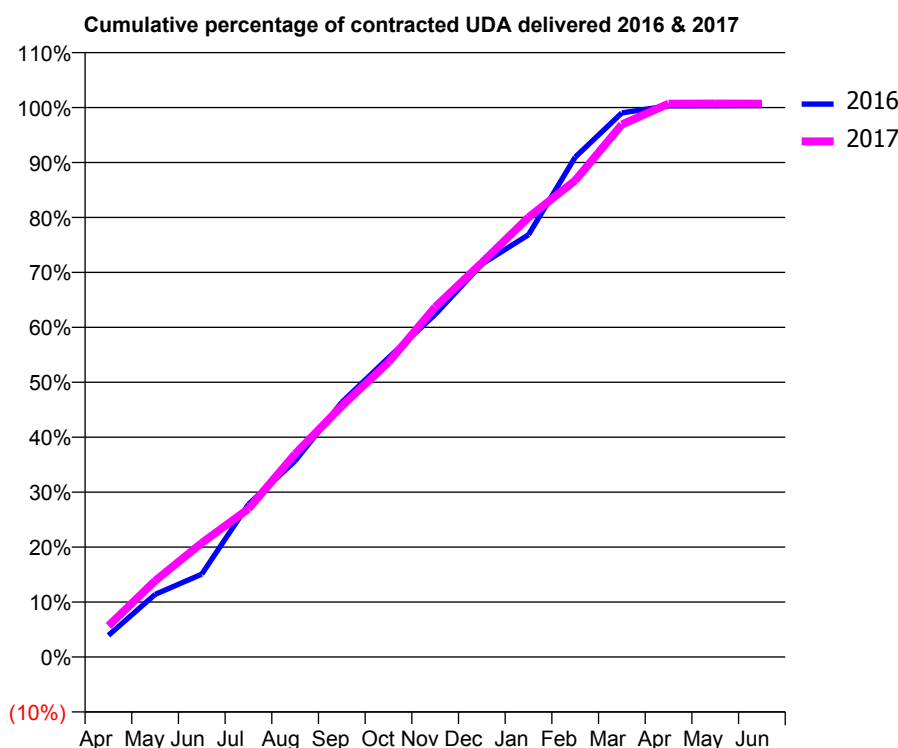
16/17 Contracted general activity (UDA)	13,000
Carry forward general activity (UDA)	-45
16/17 Contracted orthodontic activity (UOA)	0
Carry forward orthodontic activity (UOA)	0
Baseline contract value	£317,189.04

ACCESS*

Patients seen in 24 months	Total	Change since previous quarter
Quarter ending March 2016	3,929	
Quarter ending June 2016	3,982	→
Quarter ending September 2016	4,014	→
Quarter ending December 2016	3,981	→
Quarter ending March 2017	3,970	→
Variance since March 2016	1.0%	→



ACTIVITY



Adjusted Scheduled Activity (UDA)		
Month	2016	2017
April	513	738
May	1,481	1,802
June	1,961	2,698
July	3,612	3,505
August	4,640	4,807
September	6,028	5,937
October	7,082	6,974
November	8,102	8,279
December	9,296	9,326
January	9,990	10,402
February	11,826	11,272
March	12,873	12,600
April	13,040	13,091
May	13,044	13,094
June	13,045	13,091

QUALITY

	Quantity	Base Number	Contract	AT	Region	England
% of FP17s for the same patient ID Re-attending within 3 months - Children	28	1,786	1.6%	12.0%	11.9%	12.3%
% of FP17s for the same patient ID Re-attending within 3 months - Adults	112	3,160	3.5%	17.2%	16.6%	16.7%
% of FP17s for the same patient ID Re-attending between 3 & 9 months - Children	1,175	1,786	65.8%	55.4%	60.2%	57.6%
% of FP17s for the same patient ID Re-attending between 3 & 9 months - Adults	1,546	3,160	48.9%	48.3%	51.5%	50.1%
% of FP17s for Band 1 Urgent Courses	126	5,039	2.5%	10.8%	9.5%	9.1%
% of FP17s Relating to Free Repair or Replacements	15	5,039	0.3%	0.6%	0.7%	0.8%
% of FP17s Relating to Continuations	0	5,039	0.0%	1.0%	1.2%	1.2%
% of Patients satisfied with the dentistry they have received	16	17	94.1%	91.9%	93.1%	92.8%
% of Patients satisfied with the time they had to wait for an appointment	13	17	76.5%	88.1%	88.8%	88.7%

* This is based on patients treated on this contract for their most recent course of treatment. Figures in italics indicate the base number of FP17s or Patient Questionnaire responses are less than 100. N/A is shown where the base number of responses is less than 10 during the period. % is calculated as Quantity/Base number*100

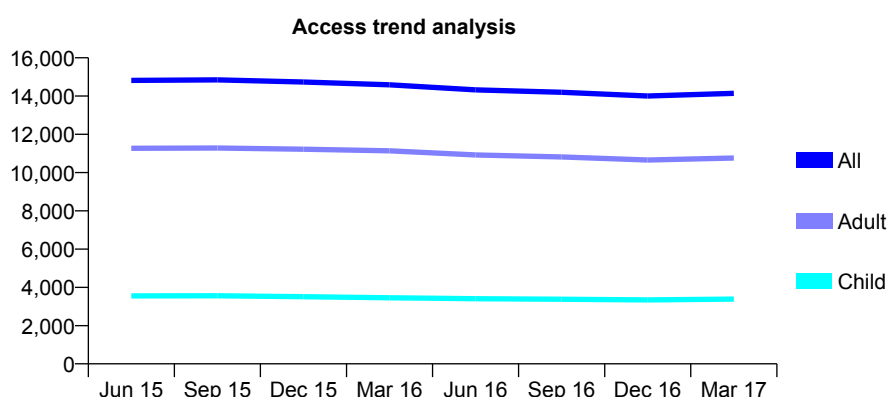
Q67 - Vital Signs At a Glance Contract Report for 118214/0001 - Year end March 2017

Name or company name	Hillton Dentistry Gillingham Ltd
Contract type name	GDS Contract
Purpose of contract	General
Contract start date	01/04/2011
Contract end date	

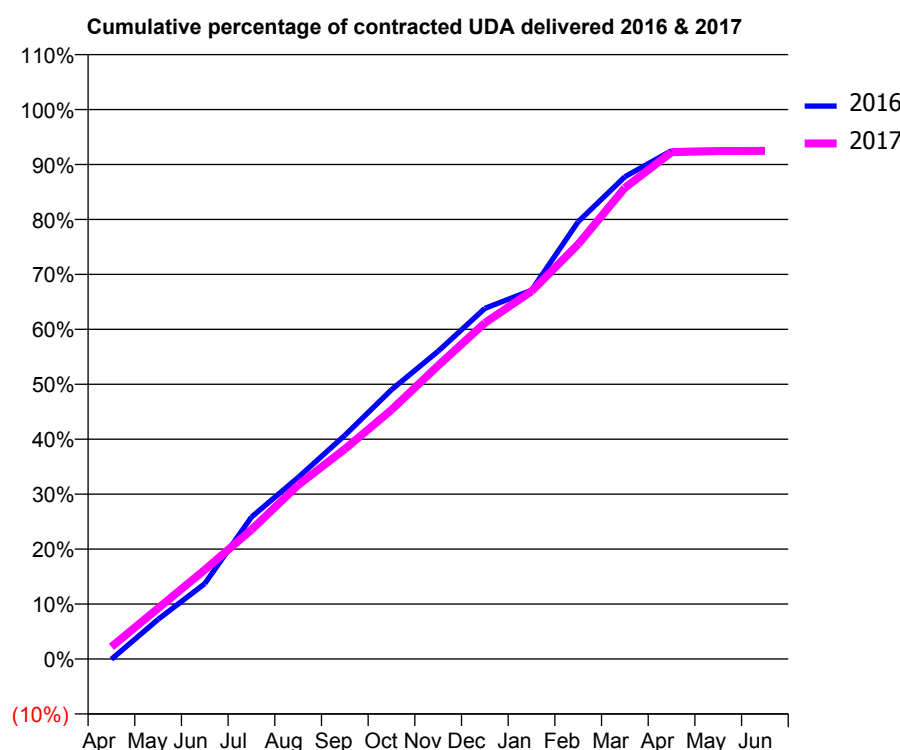
16/17 Contracted general activity (UDA)	45,365
Carry forward general activity (UDA)	0
16/17 Contracted orthodontic activity (UOA)	0
Carry forward orthodontic activity (UOA)	0
Baseline contract value	£1,121,590.24

ACCESS*

Patients seen in 24 months	Total	Change since previous quarter
Quarter ending March 2016	14,590	
Quarter ending June 2016	14,323	↓
Quarter ending September 2016	14,195	→
Quarter ending December 2016	14,001	↓
Quarter ending March 2017	14,142	→
Variance since March 2016	(3.1%)	↓



ACTIVITY



Adjusted Scheduled Activity (UDA)		
Month	2016	2017
April	-24	1,011
May	3,280	4,185
June	6,221	7,374
July	11,721	10,675
August	14,992	14,366
September	18,470	17,329
October	22,231	20,567
November	25,413	24,223
December	28,949	27,747
January	30,442	30,354
February	36,105	34,240
March	39,818	38,894
April	41,966	41,835
May	41,993	41,939
June	42,000	41,954

QUALITY

	Quantity	Base Number	Contract	AT	Region	England
% of FP17s for the same patient ID Re-attending within 3 months - Children	280	5,383	5.2%	12.0%	11.9%	12.3%
% of FP17s for the same patient ID Re-attending within 3 months - Adults	1,385	14,995	9.2%	17.2%	16.6%	16.7%
% of FP17s for the same patient ID Re-attending between 3 & 9 months - Children	3,624	5,383	67.3%	55.4%	60.2%	57.6%
% of FP17s for the same patient ID Re-attending between 3 & 9 months - Adults	9,444	14,995	63.0%	48.3%	51.5%	50.1%
% of FP17s for Band 1 Urgent Courses	1,009	20,474	4.9%	10.8%	9.5%	9.1%
% of FP17s Relating to Free Repair or Replacements	111	20,474	0.5%	0.6%	0.7%	0.8%
% of FP17s Relating to Continuations	333	20,474	1.6%	1.0%	1.2%	1.2%
% of Patients satisfied with the dentistry they have received	36	38	94.7%	91.9%	93.1%	92.8%
% of Patients satisfied with the time they had to wait for an appointment	34	38	89.5%	88.1%	88.8%	88.7%

* This is based on patients treated on this contract for their most recent course of treatment. Figures in italics indicate the base number of FP17s or Patient Questionnaire responses are less than 100. N/A is shown where the base number of responses is less than 10 during the period. % is calculated as Quantity/Base number*100

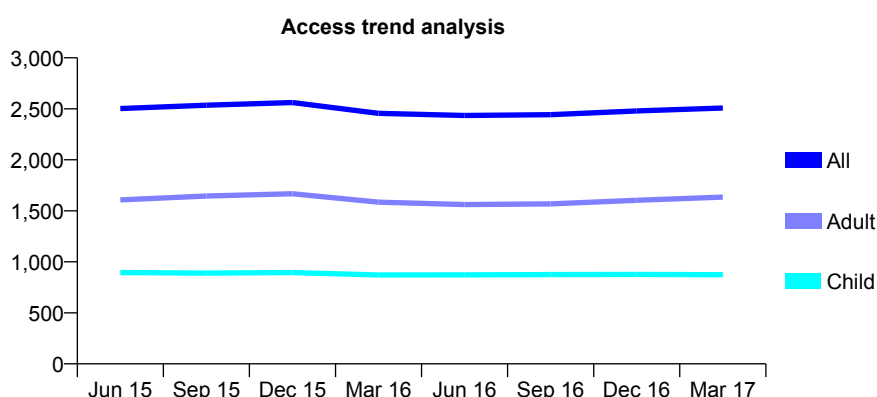
Q67 - Vital Signs At a Glance Contract Report for 118303/0001 - Year end March 2017

Name or company name	Medway Dental Practice
Contract type name	GDS Contract
Purpose of contract	General
Contract start date	01/06/2012
Contract end date	31/03/2017

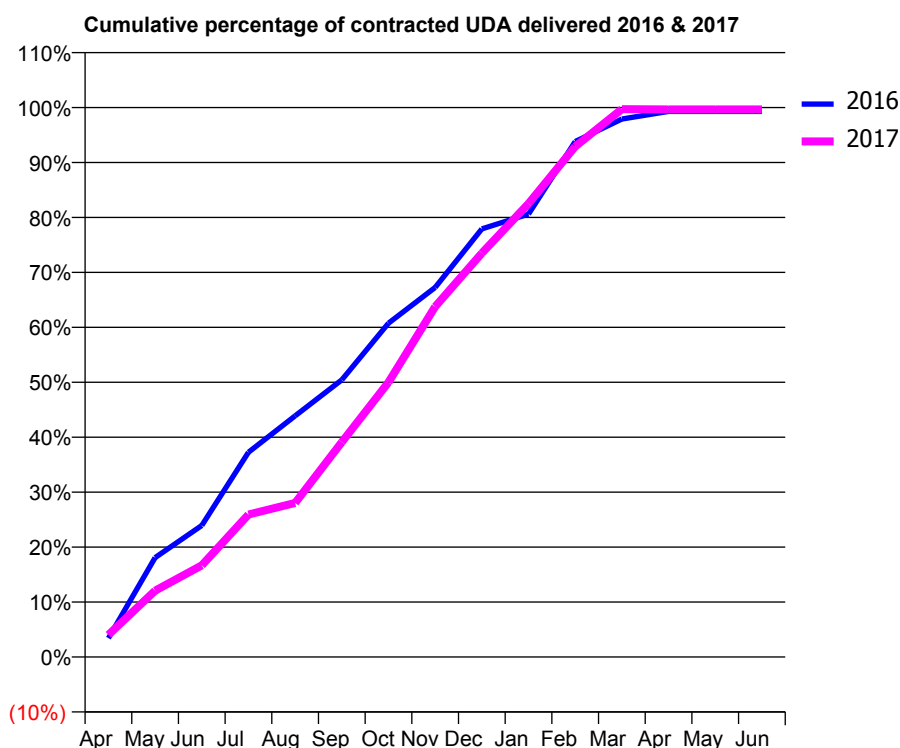
16/17 Contracted general activity (UDA)	6,671
Carry forward general activity (UDA)	48
16/17 Contracted orthodontic activity (UOA)	0
Carry forward orthodontic activity (UOA)	0
Baseline contract value	£164,912.30

ACCESS*

Patients seen in 24 months	Total	Change since previous quarter
Quarter ending March 2016	2,456	
Quarter ending June 2016	2,435	→
Quarter ending September 2016	2,443	→
Quarter ending December 2016	2,479	→
Quarter ending March 2017	2,508	→
Variance since March 2016	2.1%	↑



ACTIVITY



Adjusted Scheduled Activity (UDA)		
Month	2016	2017
April	229	270
May	1,206	805
June	1,597	1,113
July	2,486	1,730
August	2,928	1,870
September	3,364	2,609
October	4,053	3,336
November	4,487	4,254
December	5,197	4,903
January	5,378	5,505
February	6,258	6,197
March	6,532	6,650
April	6,623	6,647
May	6,623	6,647
June	6,623	6,647

QUALITY

	Quantity	Base Number	Contract	AT	Region	England
% of FP17s for the same patient ID Re-attending within 3 months - Children	29	903	3.2%	12.0%	11.9%	12.3%
% of FP17s for the same patient ID Re-attending within 3 months - Adults	136	1,396	9.7%	17.2%	16.6%	16.7%
% of FP17s for the same patient ID Re-attending between 3 & 9 months - Children	150	903	16.6%	55.4%	60.2%	57.6%
% of FP17s for the same patient ID Re-attending between 3 & 9 months - Adults	213	1,396	15.3%	48.3%	51.5%	50.1%
% of FP17s for Band 1 Urgent Courses	2	2,274	0.1%	10.8%	9.5%	9.1%
% of FP17s Relating to Free Repair or Replacements	1	2,274	0.0%	0.6%	0.7%	0.8%
% of FP17s Relating to Continuations	79	2,274	3.5%	1.0%	1.2%	1.2%
% of Patients satisfied with the dentistry they have received	4	4	N/A	91.9%	93.1%	92.8%
% of Patients satisfied with the time they had to wait for an appointment	3	4	N/A	88.1%	88.8%	88.7%

* This is based on patients treated on this contract for their most recent course of treatment. Figures in italics indicate the base number of FP17s or Patient Questionnaire responses are less than 100. N/A is shown where the base number of responses is less than 10 during the period. % is calculated as Quantity/Base number*100

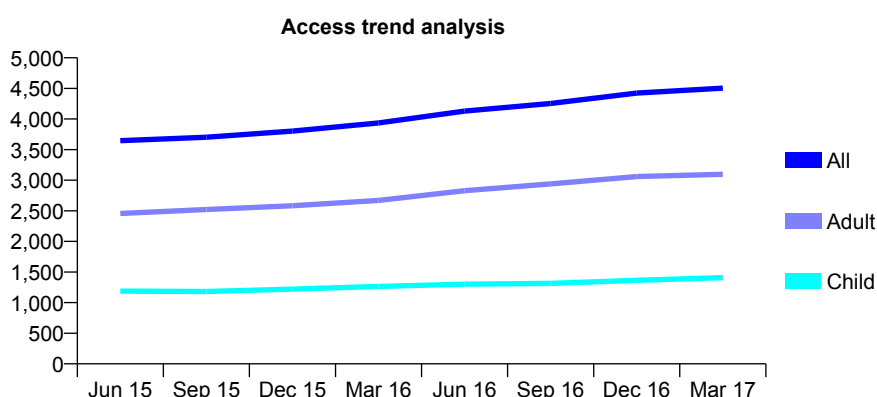
Q67 - Vital Signs At a Glance Contract Report for 119571/0001 - Year end March 2017

Name or company name	Thorndike Centre
Contract type name	GDS Contract
Purpose of contract	General
Contract start date	01/09/2012
Contract end date	

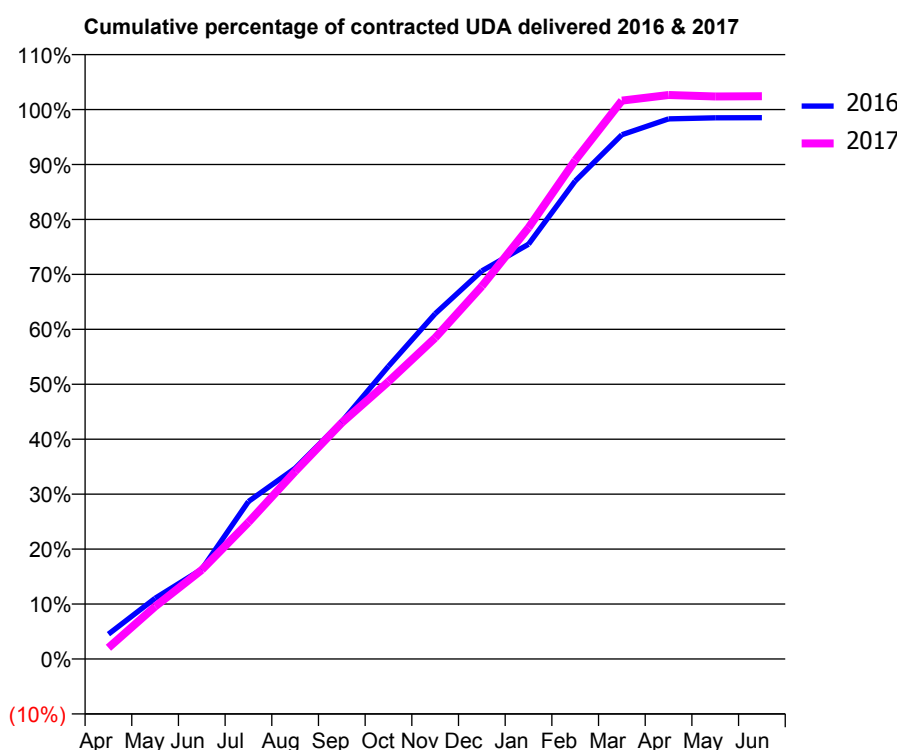
16/17 Contracted general activity (UDA)	8,799
Carry forward general activity (UDA)	132
16/17 Contracted orthodontic activity (UOA)	0
Carry forward orthodontic activity (UOA)	0
Baseline contract value	£217,511.36

ACCESS*

Patients seen in 24 months	Total	Change since previous quarter
Quarter ending March 2016	3,935	
Quarter ending June 2016	4,130	↑
Quarter ending September 2016	4,254	↑
Quarter ending December 2016	4,423	↑
Quarter ending March 2017	4,504	→
Variance since March 2016	14.5%	↑



ACTIVITY



Month	Adjusted Scheduled Activity (UDA)	
	2016	2017
April	399	179
May	972	840
June	1,437	1,428
July	2,522	2,189
August	3,055	3,003
September	3,801	3,784
October	4,687	4,442
November	5,530	5,142
December	6,214	5,970
January	6,643	6,907
February	7,655	7,984
March	8,394	8,942
April	8,648	9,031
May	8,666	9,007
June	8,667	9,012

QUALITY

	Quantity	Base Number	Contract	AT	Region	England
% of FP17s for the same patient ID Re-attending within 3 months - Children	105	2,046	5.1%	12.0%	11.9%	12.3%
% of FP17s for the same patient ID Re-attending within 3 months - Adults	301	3,727	8.1%	17.2%	16.6%	16.7%
% of FP17s for the same patient ID Re-attending between 3 & 9 months - Children	1,139	2,046	55.7%	55.4%	60.2%	57.6%
% of FP17s for the same patient ID Re-attending between 3 & 9 months - Adults	1,581	3,727	42.4%	48.3%	51.5%	50.1%
% of FP17s for Band 1 Urgent Courses	425	4,947	8.6%	10.8%	9.5%	9.1%
% of FP17s Relating to Free Repair or Replacements	12	4,947	0.2%	0.6%	0.7%	0.8%
% of FP17s Relating to Continuations	3	4,947	0.1%	1.0%	1.2%	1.2%
% of Patients satisfied with the dentistry they have received	3	3	N/A	91.9%	93.1%	92.8%
% of Patients satisfied with the time they had to wait for an appointment	3	3	N/A	88.1%	88.8%	88.7%

* This is based on patients treated on this contract for their most recent course of treatment. Figures in italics indicate the base number of FP17s or Patient Questionnaire responses are less than 100. N/A is shown where the base number of responses is less than 10 during the period. % is calculated as Quantity/Base number*100

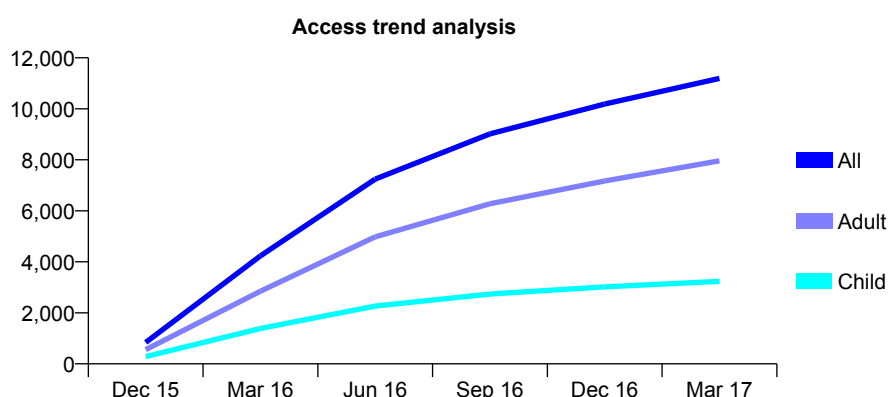
Q67 - Vital Signs At a Glance Contract Report for 121673/0001 - Year end March 2017

Name or company name	The Newland Avenue and Castle Street Pr
Contract type name	GDS Contract
Purpose of contract	General
Contract start date	01/12/2015
Contract end date	

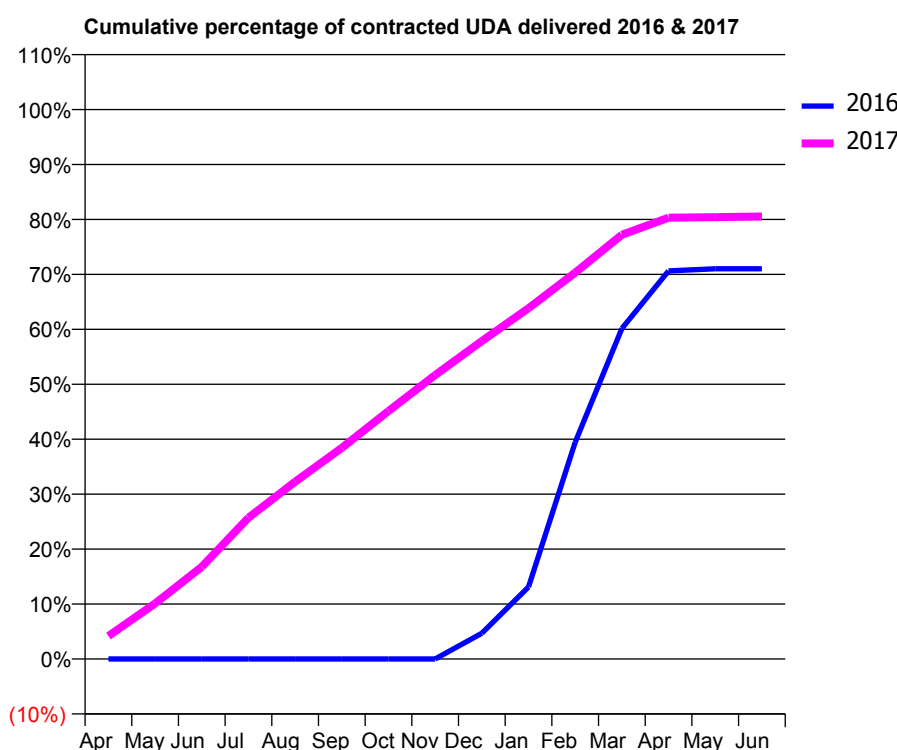
16/17 Contracted general activity (UDA)	43,000
Carry forward general activity (UDA)	0
16/17 Contracted orthodontic activity (UOA)	0
Carry forward orthodontic activity (UOA)	0
Baseline contract value	£970,473.94

ACCESS*

Patients seen in 24 months	Total	Change since previous quarter
Quarter ending March 2016	4,232	
Quarter ending June 2016	7,247	↑
Quarter ending September 2016	9,015	↑
Quarter ending December 2016	10,188	↑
Quarter ending March 2017	11,194	↑
Variance since March 2016	164.5%	↑



ACTIVITY



Month	Adjusted Scheduled Activity (UDA)	
	2016	2017
April	0	1,804
May	0	4,349
June	0	7,215
July	0	11,051
August	0	13,868
September	0	16,521
October	0	19,405
November	0	22,216
December	674	24,880
January	1,880	27,445
February	5,654	30,233
March	8,619	33,202
April	10,123	34,529
May	10,181	34,576
June	10,181	34,632

QUALITY

	Quantity	Base Number	Contract	AT	Region	England
% of FP17s for the same patient ID Re-attending within 3 months - Children	312	4,445	7.0%	12.0%	11.9%	12.3%
% of FP17s for the same patient ID Re-attending within 3 months - Adults	1,117	10,632	10.5%	17.2%	16.6%	16.7%
% of FP17s for the same patient ID Re-attending between 3 & 9 months - Children	1,553	4,445	34.9%	55.4%	60.2%	57.6%
% of FP17s for the same patient ID Re-attending between 3 & 9 months - Adults	2,914	10,632	27.4%	48.3%	51.5%	50.1%
% of FP17s for Band 1 Urgent Courses	1,544	14,992	10.3%	10.8%	9.5%	9.1%
% of FP17s Relating to Free Repair or Replacements	122	14,992	0.8%	0.6%	0.7%	0.8%
% of FP17s Relating to Continuations	185	14,992	1.2%	1.0%	1.2%	1.2%
% of Patients satisfied with the dentistry they have received	30	34	88.2%	91.9%	93.1%	92.8%
% of Patients satisfied with the time they had to wait for an appointment	27	34	79.4%	88.1%	88.8%	88.7%

* This is based on patients treated on this contract for their most recent course of treatment. Figures in italics indicate the base number of FP17s or Patient Questionnaire responses are less than 100. N/A is shown where the base number of responses is less than 10 during the period. % is calculated as Quantity/Base number*100

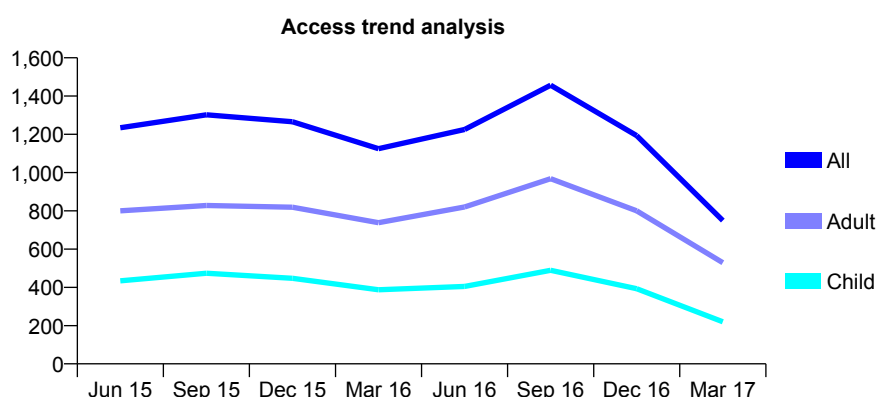
Q67 - Vital Signs At a Glance Contract Report for 125873/0001 - Year end March 2017

Name or company name	Apex Dental Care Sturry Partnership
Contract type name	GDS Contract
Purpose of contract	General
Contract start date	01/01/2014
Contract end date	

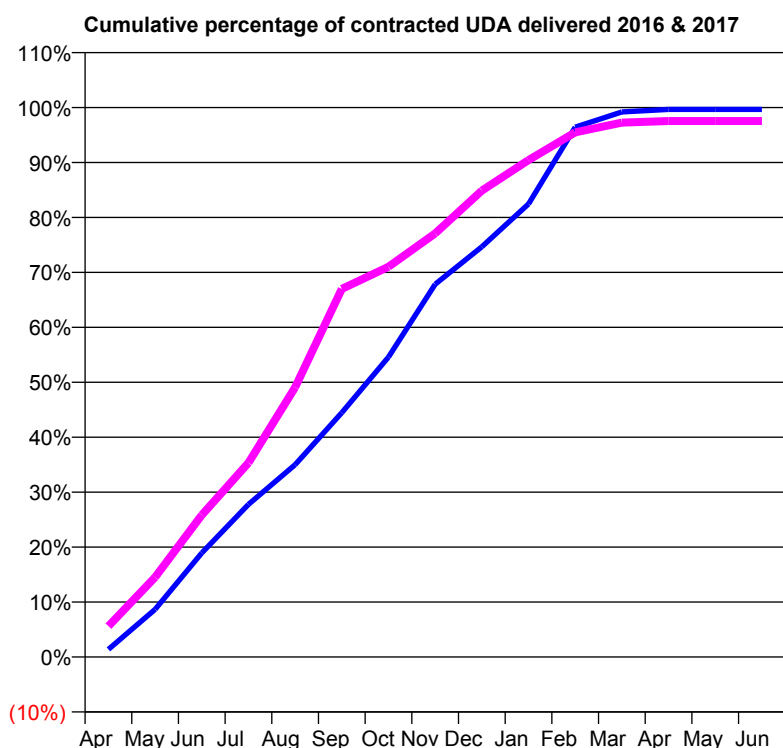
16/17 Contracted general activity (UDA)	3,392
Carry forward general activity (UDA)	12
16/17 Contracted orthodontic activity (UOA)	0
Carry forward orthodontic activity (UOA)	0
Baseline contract value	£110,050.24

ACCESS*

Patients seen in 24 months	Total	Change since previous quarter
Quarter ending March 2016	1,125	
Quarter ending June 2016	1,225	↑
Quarter ending September 2016	1,457	↑
Quarter ending December 2016	1,193	↓
Quarter ending March 2017	749	↓
Variance since March 2016	(33.4%)	↓



ACTIVITY



Month	Adjusted Scheduled Activity (UDA)	
	2016	2017
April	47	190
May	294	493
June	643	876
July	942	1,199
August	1,187	1,665
September	1,508	2,272
October	1,852	2,409
November	2,301	2,615
December	2,532	2,879
January	2,797	3,067
February	3,270	3,239
March	3,364	3,299
April	3,380	3,309
May	3,380	3,309
June	3,380	3,309

QUALITY

	Quantity	Base Number	Contract	AT	Region	England
% of FP17s for the same patient ID Re-attending within 3 months - Children	34	577	5.9%	12.0%	11.9%	12.3%
% of FP17s for the same patient ID Re-attending within 3 months - Adults	116	1,116	10.4%	17.2%	16.6%	16.7%
% of FP17s for the same patient ID Re-attending between 3 & 9 months - Children	247	577	42.8%	55.4%	60.2%	57.6%
% of FP17s for the same patient ID Re-attending between 3 & 9 months - Adults	465	1,116	41.7%	48.3%	51.5%	50.1%
% of FP17s for Band 1 Urgent Courses	148	1,694	8.7%	10.8%	9.5%	9.1%
% of FP17s Relating to Free Repair or Replacements	24	1,694	1.4%	0.6%	0.7%	0.8%
% of FP17s Relating to Continuations	11	1,694	0.6%	1.0%	1.2%	1.2%
% of Patients satisfied with the dentistry they have received	6	6	N/A	91.9%	93.1%	92.8%
% of Patients satisfied with the time they had to wait for an appointment	6	6	N/A	88.1%	88.8%	88.7%

* This is based on patients treated on this contract for their most recent course of treatment. Figures in italics indicate the base number of FP17s or Patient Questionnaire responses are less than 100. N/A is shown where the base number of responses is less than 10 during the period. % is calculated as Quantity/Base number*100

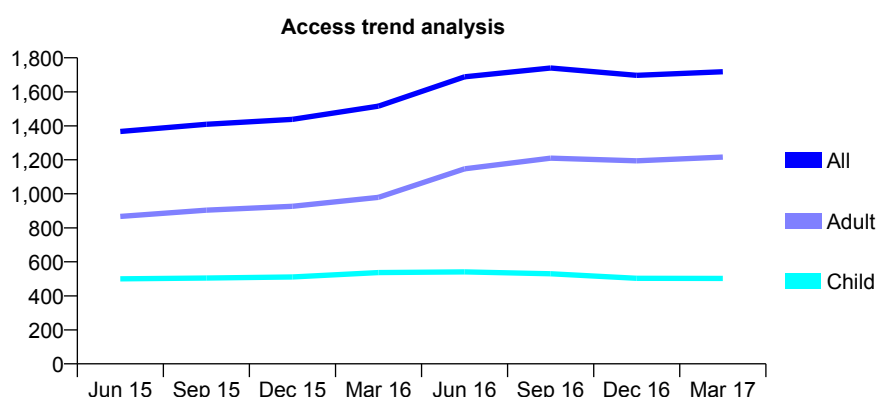
Q67 - Vital Signs At a Glance Contract Report for 125873/0002 - Year end March 2017

Name or company name	Apex Dental Care Sturry Partnership
Contract type name	GDS Contract
Purpose of contract	General
Contract start date	01/01/2014
Contract end date	

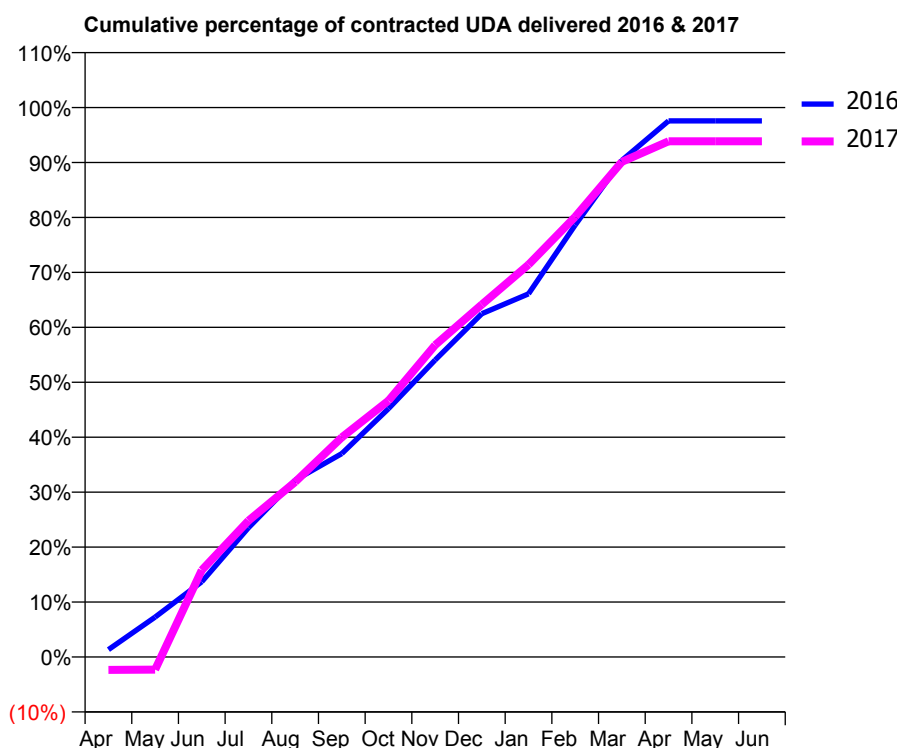
16/17 Contracted general activity (UDA)	5,046
Carry forward general activity (UDA)	123
16/17 Contracted orthodontic activity (UOA)	0
Carry forward orthodontic activity (UOA)	0
Baseline contract value	£154,154.95

ACCESS*

Patients seen in 24 months	Total	Change since previous quarter
Quarter ending March 2016	1,516	
Quarter ending June 2016	1,688	↑
Quarter ending September 2016	1,740	↑
Quarter ending December 2016	1,697	↓
Quarter ending March 2017	1,718	→
Variance since March 2016	13.3%	↑



ACTIVITY



Adjusted Scheduled Activity (UDA)		
Month	2016	2017
April	68	-120
May	367	-117
June	691	797
July	1,188	1,252
August	1,624	1,608
September	1,869	2,017
October	2,280	2,354
November	2,727	2,865
December	3,152	3,236
January	3,335	3,603
February	3,967	4,043
March	4,561	4,548
April	4,923	4,735
May	4,923	4,736
June	4,923	4,736

QUALITY

	Quantity	Base Number	Contract	AT	Region	England
% of FP17s for the same patient ID Re-attending within 3 months - Children	34	807	4.2%	12.0%	11.9%	12.3%
% of FP17s for the same patient ID Re-attending within 3 months - Adults	258	2,030	12.7%	17.2%	16.6%	16.7%
% of FP17s for the same patient ID Re-attending between 3 & 9 months - Children	360	807	44.6%	55.4%	60.2%	57.6%
% of FP17s for the same patient ID Re-attending between 3 & 9 months - Adults	845	2,030	41.6%	48.3%	51.5%	50.1%
% of FP17s for Band 1 Urgent Courses	196	2,774	7.1%	10.8%	9.5%	9.1%
% of FP17s Relating to Free Repair or Replacements	13	2,774	0.5%	0.6%	0.7%	0.8%
% of FP17s Relating to Continuations	14	2,774	0.5%	1.0%	1.2%	1.2%
% of Patients satisfied with the dentistry they have received	4	4	N/A	91.9%	93.1%	92.8%
% of Patients satisfied with the time they had to wait for an appointment	4	4	N/A	88.1%	88.8%	88.7%

* This is based on patients treated on this contract for their most recent course of treatment. Figures in italics indicate the base number of FP17s or Patient Questionnaire responses are less than 100. N/A is shown where the base number of responses is less than 10 during the period. % is calculated as Quantity/Base number*100

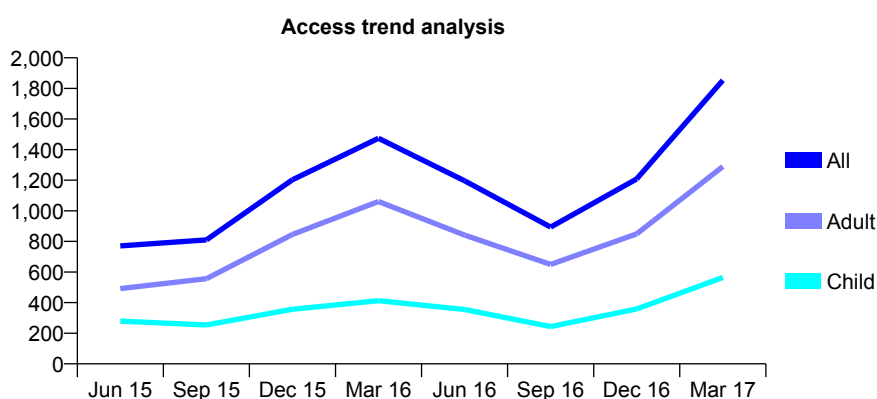
Q67 - Vital Signs At a Glance Contract Report for 125873/0003 - Year end March 2017

Name or company name	Apex Dental Care Sturry Partnership
Contract type name	GDS Contract
Purpose of contract	General
Contract start date	01/01/2014
Contract end date	

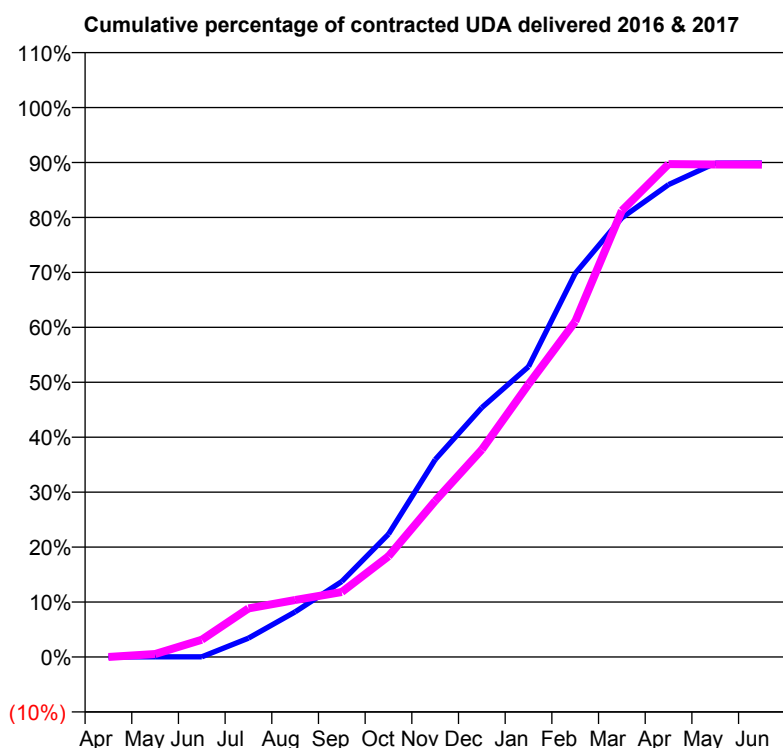
16/17 Contracted general activity (UDA)	3,998
Carry forward general activity (UDA)	0
16/17 Contracted orthodontic activity (UOA)	0
Carry forward orthodontic activity (UOA)	0
Baseline contract value	£91,526.86

ACCESS*

Patients seen in 24 months	Total	Change since previous quarter
Quarter ending March 2016	1,474	
Quarter ending June 2016	1,196	↓
Quarter ending September 2016	894	↓
Quarter ending December 2016	1,208	↑
Quarter ending March 2017	1,853	↑
Variance since March 2016	25.7%	↑



ACTIVITY



Adjusted Scheduled Activity (UDA)		
Month	2016	2017
April	0	0
May	1	22
June	1	126
July	137	353
August	328	414
September	549	473
October	894	733
November	1,436	1,135
December	1,814	1,509
January	2,113	1,985
February	2,791	2,441
March	3,195	3,248
April	3,437	3,586
May	3,593	3,583
June	3,594	3,582

QUALITY

	Quantity	Base Number	Contract	AT	Region	England
% of FP17s for the same patient ID Re-attending within 3 months - Children	18	660	2.7%	12.0%	11.9%	12.3%
% of FP17s for the same patient ID Re-attending within 3 months - Adults	96	1,337	7.2%	17.2%	16.6%	16.7%
% of FP17s for the same patient ID Re-attending between 3 & 9 months - Children	94	660	14.2%	55.4%	60.2%	57.6%
% of FP17s for the same patient ID Re-attending between 3 & 9 months - Adults	176	1,337	13.2%	48.3%	51.5%	50.1%
% of FP17s for Band 1 Urgent Courses	166	1,942	8.5%	10.8%	9.5%	9.1%
% of FP17s Relating to Free Repair or Replacements	2	1,942	0.1%	0.6%	0.7%	0.8%
% of FP17s Relating to Continuations	2	1,942	0.1%	1.0%	1.2%	1.2%
% of Patients satisfied with the dentistry they have received	4	5	N/A	91.9%	93.1%	92.8%
% of Patients satisfied with the time they had to wait for an appointment	5	5	N/A	88.1%	88.8%	88.7%

* This is based on patients treated on this contract for their most recent course of treatment. Figures in italics indicate the base number of FP17s or Patient Questionnaire responses are less than 100. N/A is shown where the base number of responses is less than 10 during the period. % is calculated as Quantity/Base number*100

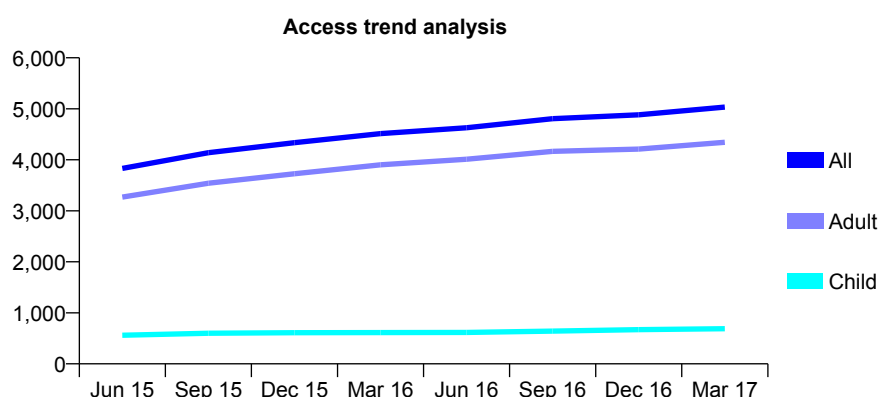
Q67 - Vital Signs At a Glance Contract Report for 127094/0001 - Year end March 2017

Name or company name	Bute House Dental Surgery
Contract type name	GDS Contract
Purpose of contract	General
Contract start date	01/08/2014
Contract end date	

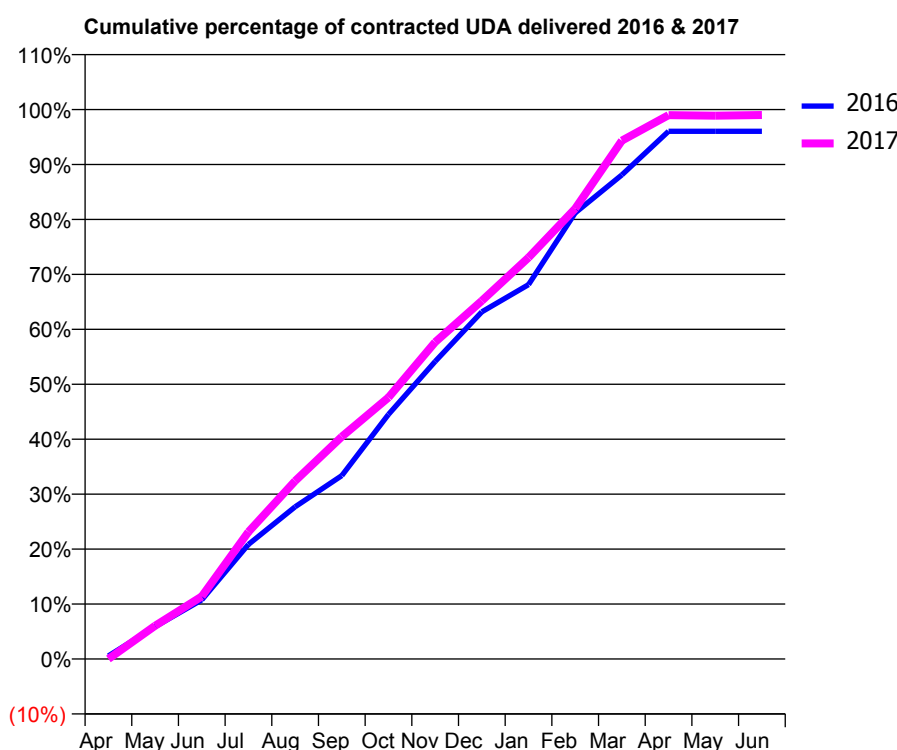
16/17 Contracted general activity (UDA)	15,312
Carry forward general activity (UDA)	607
16/17 Contracted orthodontic activity (UOA)	0
Carry forward orthodontic activity (UOA)	0
Baseline contract value	£340,319.57

ACCESS*

Patients seen in 24 months	Total	Change since previous quarter
Quarter ending March 2016	4,514	
Quarter ending June 2016	4,628	↑
Quarter ending September 2016	4,807	↑
Quarter ending December 2016	4,882	→
Quarter ending March 2017	5,033	↑
Variance since March 2016	11.5%	↑



ACTIVITY



Month	Adjusted Scheduled Activity (UDA)	
	2016	2017
April	86	-2
May	901	925
June	1,647	1,745
July	3,194	3,541
August	4,243	4,963
September	5,111	6,197
October	6,816	7,289
November	8,290	8,832
December	9,672	9,983
January	10,432	11,188
February	12,430	12,548
March	13,490	14,444
April	14,704	15,154
May	14,706	15,138
June	14,705	15,158

QUALITY

	Quantity	Base Number	Contract	AT	Region	England
% of FP17s for the same patient ID Re-attending within 3 months - Children	53	1,115	4.8%	12.0%	11.9%	12.3%
% of FP17s for the same patient ID Re-attending within 3 months - Adults	1,112	7,339	15.2%	17.2%	16.6%	16.7%
% of FP17s for the same patient ID Re-attending between 3 & 9 months - Children	720	1,115	64.6%	55.4%	60.2%	57.6%
% of FP17s for the same patient ID Re-attending between 3 & 9 months - Adults	4,613	7,339	62.9%	48.3%	51.5%	50.1%
% of FP17s for Band 1 Urgent Courses	531	7,758	6.8%	10.8%	9.5%	9.1%
% of FP17s Relating to Free Repair or Replacements	35	7,758	0.5%	0.6%	0.7%	0.8%
% of FP17s Relating to Continuations	52	7,758	0.7%	1.0%	1.2%	1.2%
% of Patients satisfied with the dentistry they have received	38	40	95.0%	91.9%	93.1%	92.8%
% of Patients satisfied with the time they had to wait for an appointment	39	40	97.5%	88.1%	88.8%	88.7%

* This is based on patients treated on this contract for their most recent course of treatment. Figures in italics indicate the base number of FP17s or Patient Questionnaire responses are less than 100. N/A is shown where the base number of responses is less than 10 during the period. % is calculated as Quantity/Base number*100

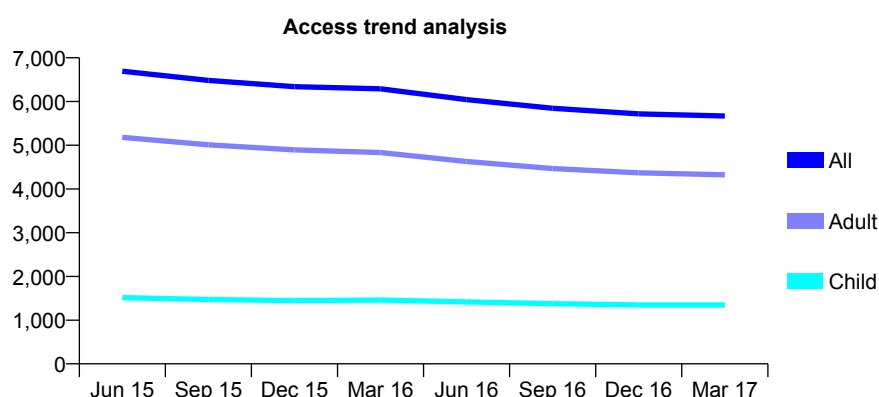
Q67 - Vital Signs At a Glance Contract Report for 138851/0001 - Year end March 2017

Name or company name	Longford Dental Centre
Contract type name	GDS Contract
Purpose of contract	General
Contract start date	01/07/2009
Contract end date	

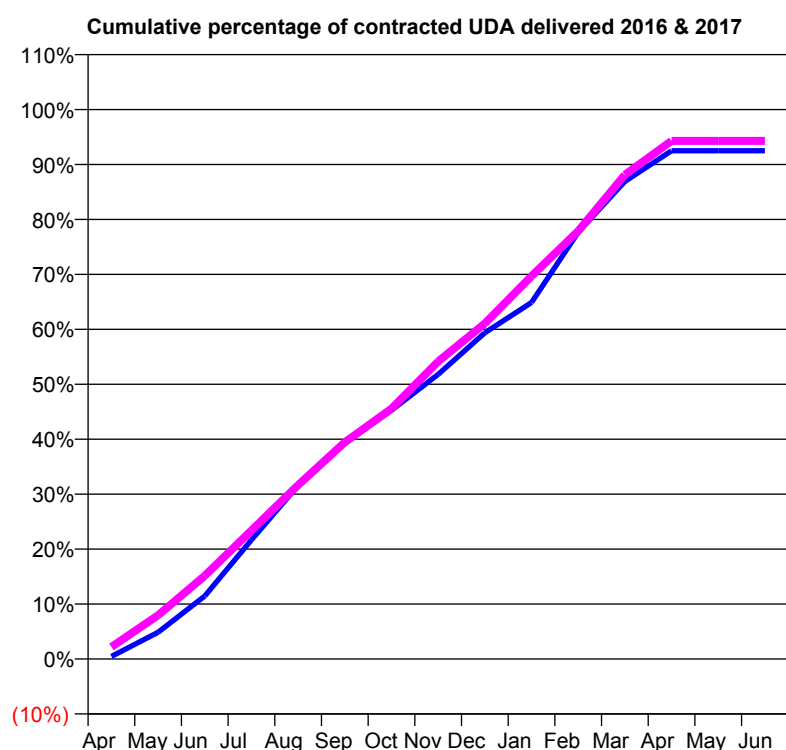
16/17 Contracted general activity (UDA)	15,628
Carry forward general activity (UDA)	372
16/17 Contracted orthodontic activity (UOA)	0
Carry forward orthodontic activity (UOA)	0
Baseline contract value	£428,050.92

ACCESS*

Patients seen in 24 months	Total	Change since previous quarter
Quarter ending March 2016	6,292	
Quarter ending June 2016	6,044	↓
Quarter ending September 2016	5,845	↓
Quarter ending December 2016	5,717	↓
Quarter ending March 2017	5,670	→
Variance since March 2016	(9.9%)	↓



ACTIVITY



Adjusted Scheduled Activity (UDA)		
Month	2016	2017
April	84	345
May	850	1,247
June	1,999	2,370
July	3,783	3,659
August	5,513	4,946
September	6,865	6,163
October	7,900	7,119
November	9,037	8,463
December	10,362	9,545
January	11,322	10,891
February	13,553	12,173
March	15,169	13,772
April	16,142	14,736
May	16,142	14,736
June	16,142	14,736

QUALITY

	Quantity	Base Number	Contract	AT	Region	England
% of FP17s for the same patient ID Re-attending within 3 months - Children	100	1,632	6.1%	12.0%	11.9%	12.3%
% of FP17s for the same patient ID Re-attending within 3 months - Adults	785	4,616	17.0%	17.2%	16.6%	16.7%
% of FP17s for the same patient ID Re-attending between 3 & 9 months - Children	792	1,632	48.5%	55.4%	60.2%	57.6%
% of FP17s for the same patient ID Re-attending between 3 & 9 months - Adults	1,284	4,616	27.8%	48.3%	51.5%	50.1%
% of FP17s for Band 1 Urgent Courses	549	6,203	8.9%	10.8%	9.5%	9.1%
% of FP17s Relating to Free Repair or Replacements	82	6,203	1.3%	0.6%	0.7%	0.8%
% of FP17s Relating to Continuations	106	6,203	1.7%	1.0%	1.2%	1.2%
% of Patients satisfied with the dentistry they have received	8	8	N/A	91.9%	93.1%	92.8%
% of Patients satisfied with the time they had to wait for an appointment	8	8	N/A	88.1%	88.8%	88.7%

* This is based on patients treated on this contract for their most recent course of treatment. Figures in italics indicate the base number of FP17s or Patient Questionnaire responses are less than 100. N/A is shown where the base number of responses is less than 10 during the period. % is calculated as Quantity/Base number*100

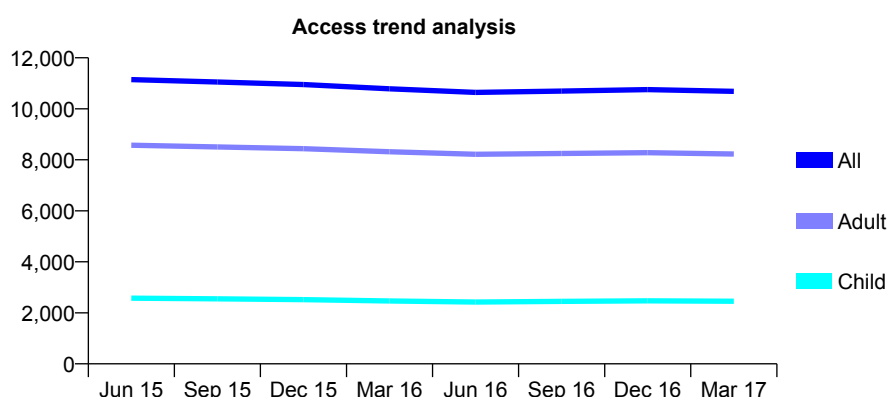
Q67 - Vital Signs At a Glance Contract Report for 141836/0001 - Year end March 2017

Name or company name	Senacre Lodge Dental Practice
Contract type name	GDS Contract
Purpose of contract	General
Contract start date	01/03/2013
Contract end date	

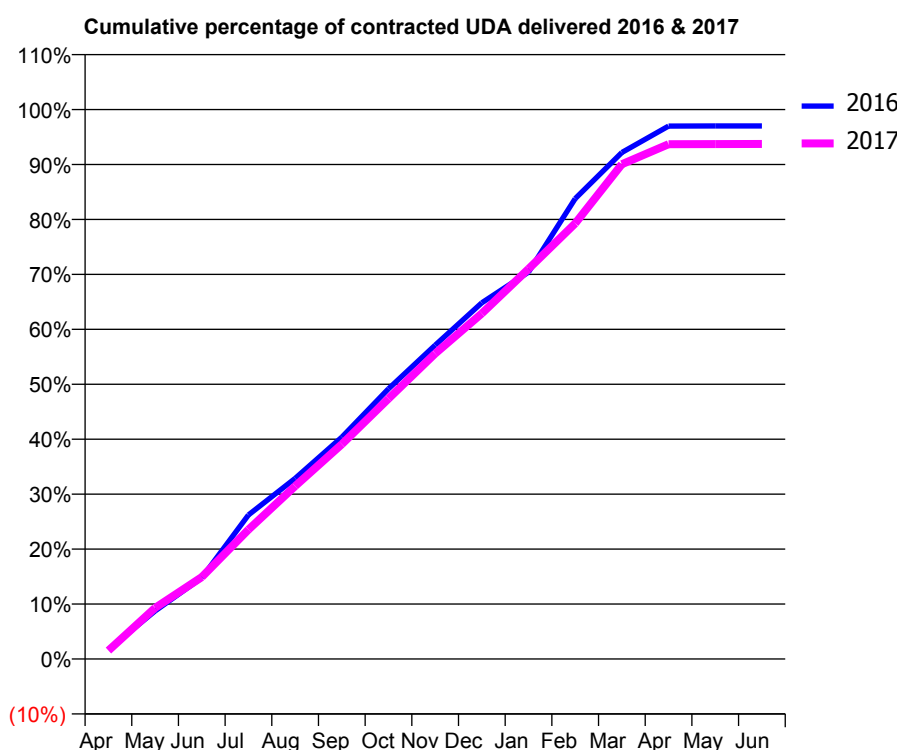
16/17 Contracted general activity (UDA)	27,844
Carry forward general activity (UDA)	835
16/17 Contracted orthodontic activity (UOA)	0
Carry forward orthodontic activity (UOA)	0
Baseline contract value	£680,796.78

ACCESS*

Patients seen in 24 months	Total	Change since previous quarter
Quarter ending March 2016	10,784	
Quarter ending June 2016	10,643	↓
Quarter ending September 2016	10,697	→
Quarter ending December 2016	10,752	→
Quarter ending March 2017	10,686	→
Variance since March 2016	(0.9%)	→



ACTIVITY



Adjusted Scheduled Activity (UDA)		
Month	2016	2017
April	486	432
May	2,437	2,592
June	4,116	4,153
July	7,299	6,555
August	9,155	8,759
September	11,240	10,883
October	13,692	13,190
November	15,903	15,480
December	18,049	17,513
January	19,604	19,764
February	23,327	22,070
March	25,666	25,073
April	27,006	26,084
May	27,009	26,094
June	27,009	26,096

QUALITY

	Quantity	Base Number	Contract	AT	Region	England
% of FP17s for the same patient ID Re-attending within 3 months - Children	268	4,116	6.5%	12.0%	11.9%	12.3%
% of FP17s for the same patient ID Re-attending within 3 months - Adults	1,705	12,814	13.3%	17.2%	16.6%	16.7%
% of FP17s for the same patient ID Re-attending between 3 & 9 months - Children	2,895	4,116	70.3%	55.4%	60.2%	57.6%
% of FP17s for the same patient ID Re-attending between 3 & 9 months - Adults	7,437	12,814	58.0%	48.3%	51.5%	50.1%
% of FP17s for Band 1 Urgent Courses	1,494	15,637	9.6%	10.8%	9.5%	9.1%
% of FP17s Relating to Free Repair or Replacements	141	15,637	0.9%	0.6%	0.7%	0.8%
% of FP17s Relating to Continuations	86	15,637	0.5%	1.0%	1.2%	1.2%
% of Patients satisfied with the dentistry they have received	29	31	93.5%	91.9%	93.1%	92.8%
% of Patients satisfied with the time they had to wait for an appointment	28	31	90.3%	88.1%	88.8%	88.7%

* This is based on patients treated on this contract for their most recent course of treatment. Figures in italics indicate the base number of FP17s or Patient Questionnaire responses are less than 100. N/A is shown where the base number of responses is less than 10 during the period. % is calculated as Quantity/Base number*100

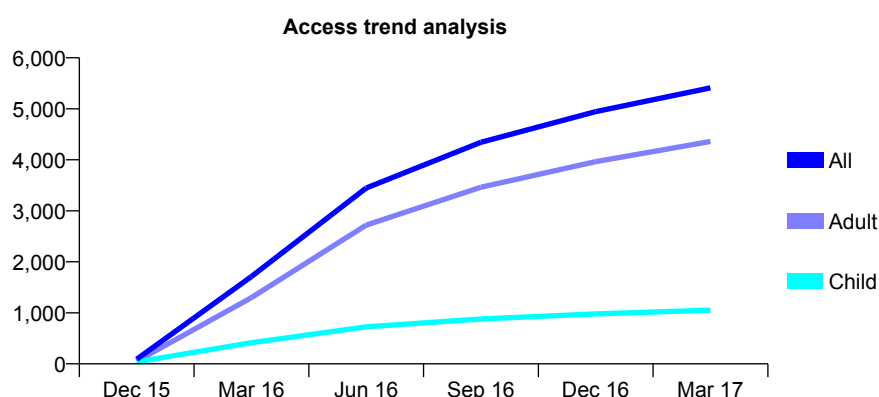
Q67 - Vital Signs At a Glance Contract Report for 141984/0002 - Year end March 2017

Name or company name	Bank House Dental Practice Partnership
Contract type name	GDS Contract
Purpose of contract	General
Contract start date	01/12/2015
Contract end date	

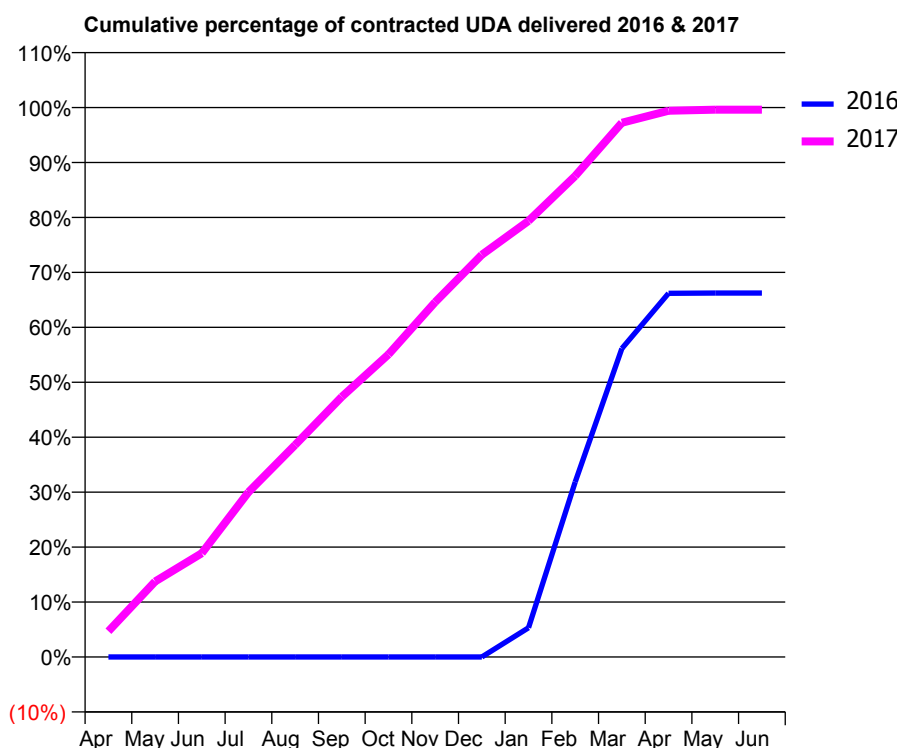
16/17 Contracted general activity (UDA)	17,369
Carry forward general activity (UDA)	0
16/17 Contracted orthodontic activity (UOA)	0
Carry forward orthodontic activity (UOA)	0
Baseline contract value	£531,985.55

ACCESS*

Patients seen in 24 months	Total	Change since previous quarter
Quarter ending March 2016	1,711	
Quarter ending June 2016	3,447	↑
Quarter ending September 2016	4,344	↑
Quarter ending December 2016	4,946	↑
Quarter ending March 2017	5,411	↑
Variance since March 2016	216.2%	↑



ACTIVITY



Month	Adjusted Scheduled Activity (UDA)	
	2016	2017
April	0	817
May	0	2,387
June	0	3,282
July	0	5,212
August	0	6,706
September	0	8,224
October	0	9,566
November	0	11,217
December	0	12,713
January	308	13,787
February	1,844	15,207
March	3,250	16,887
April	3,832	17,265
May	3,834	17,300
June	3,834	17,301

QUALITY

	Quantity	Base Number	Contract	AT	Region	England
% of FP17s for the same patient ID Re-attending within 3 months - Children	91	1,712	5.3%	12.0%	11.9%	12.3%
% of FP17s for the same patient ID Re-attending within 3 months - Adults	1,014	7,173	14.1%	17.2%	16.6%	16.7%
% of FP17s for the same patient ID Re-attending between 3 & 9 months - Children	729	1,712	42.6%	55.4%	60.2%	57.6%
% of FP17s for the same patient ID Re-attending between 3 & 9 months - Adults	2,454	7,173	34.2%	48.3%	51.5%	50.1%
% of FP17s for Band 1 Urgent Courses	860	8,853	9.7%	10.8%	9.5%	9.1%
% of FP17s Relating to Free Repair or Replacements	15	8,853	0.2%	0.6%	0.7%	0.8%
% of FP17s Relating to Continuations	161	8,853	1.8%	1.0%	1.2%	1.2%
% of Patients satisfied with the dentistry they have received	11	11	100.0%	91.9%	93.1%	92.8%
% of Patients satisfied with the time they had to wait for an appointment	9	11	81.8%	88.1%	88.8%	88.7%

* This is based on patients treated on this contract for their most recent course of treatment. Figures in italics indicate the base number of FP17s or Patient Questionnaire responses are less than 100. N/A is shown where the base number of responses is less than 10 during the period. % is calculated as Quantity/Base number*100

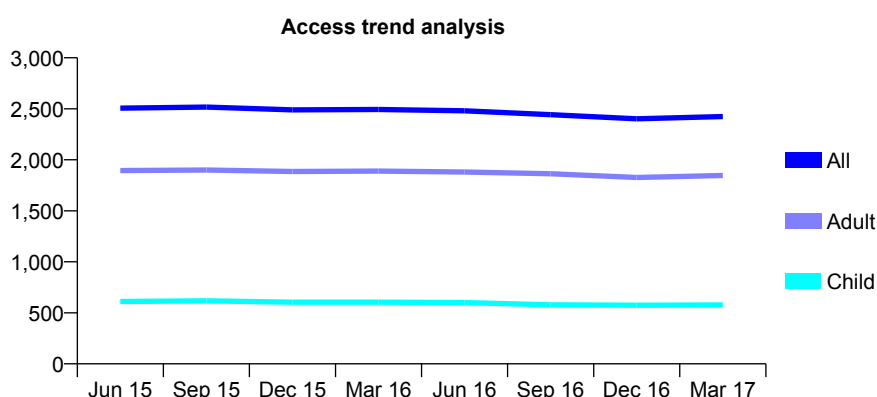
Q67 - Vital Signs At a Glance Contract Report for 143715/0001 - Year end March 2017

Name or company name	Dr G Biant Ltd
Contract type name	GDS Contract
Purpose of contract	General
Contract start date	01/11/2010
Contract end date	

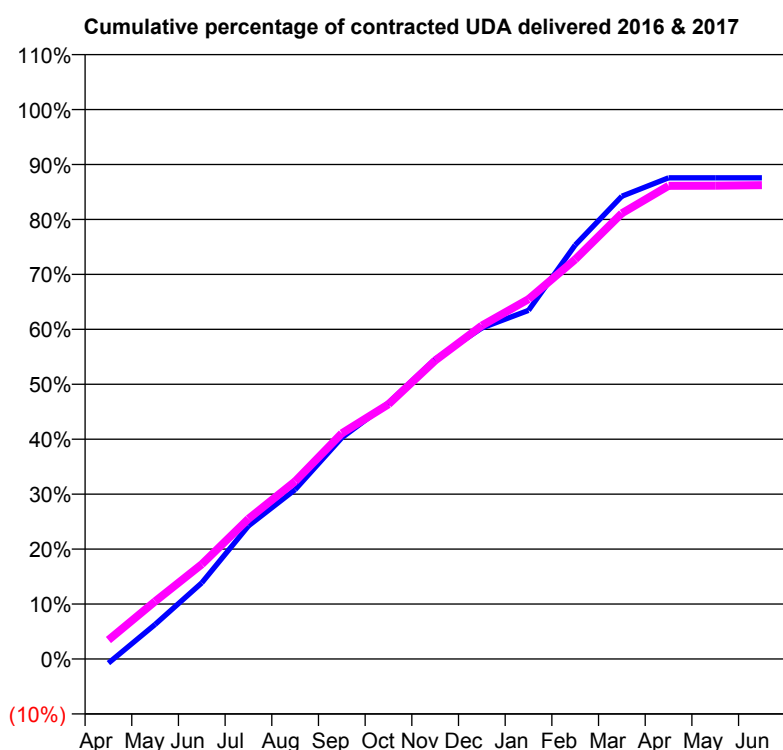
16/17 Contracted general activity (UDA)	7,515
Carry forward general activity (UDA)	0
16/17 Contracted orthodontic activity (UOA)	0
Carry forward orthodontic activity (UOA)	0
Baseline contract value	£214,031.66

ACCESS*

Patients seen in 24 months	Total	Change since previous quarter
Quarter ending March 2016	2,494	
Quarter ending June 2016	2,480	→
Quarter ending September 2016	2,442	↓
Quarter ending December 2016	2,402	↓
Quarter ending March 2017	2,424	→
Variance since March 2016	(2.8%)	↓



ACTIVITY



Adjusted Scheduled Activity (UDA)		
Month	2016	2017
April	-57	261
May	474	789
June	1,042	1,296
July	1,821	1,917
August	2,316	2,429
September	3,027	3,087
October	3,502	3,484
November	4,101	4,082
December	4,526	4,561
January	4,768	4,921
February	5,662	5,464
March	6,329	6,096
April	6,580	6,471
May	6,580	6,473
June	6,581	6,481

QUALITY

	Quantity	Base Number	Contract	AT	Region	England
% of FP17s for the same patient ID Re-attending within 3 months - Children	66	813	8.1%	12.0%	11.9%	12.3%
% of FP17s for the same patient ID Re-attending within 3 months - Adults	335	2,576	13.0%	17.2%	16.6%	16.7%
% of FP17s for the same patient ID Re-attending between 3 & 9 months - Children	496	813	61.0%	55.4%	60.2%	57.6%
% of FP17s for the same patient ID Re-attending between 3 & 9 months - Adults	1,489	2,576	57.8%	48.3%	51.5%	50.1%
% of FP17s for Band 1 Urgent Courses	309	3,432	9.0%	10.8%	9.5%	9.1%
% of FP17s Relating to Free Repair or Replacements	13	3,432	0.4%	0.6%	0.7%	0.8%
% of FP17s Relating to Continuations	9	3,432	0.3%	1.0%	1.2%	1.2%
% of Patients satisfied with the dentistry they have received	5	5	N/A	91.9%	93.1%	92.8%
% of Patients satisfied with the time they had to wait for an appointment	5	5	N/A	88.1%	88.8%	88.7%

* This is based on patients treated on this contract for their most recent course of treatment. Figures in italics indicate the base number of FP17s or Patient Questionnaire responses are less than 100. N/A is shown where the base number of responses is less than 10 during the period. % is calculated as Quantity/Base number*100

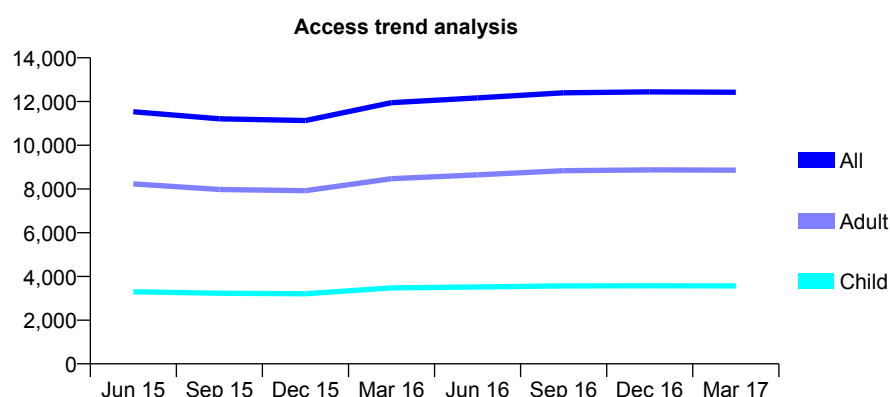
Q67 - Vital Signs At a Glance Contract Report for 145580/0001 - Year end March 2017

Name or company name	Oradent Kent Ltd
Contract type name	GDS Contract
Purpose of contract	General
Contract start date	01/04/2008
Contract end date	

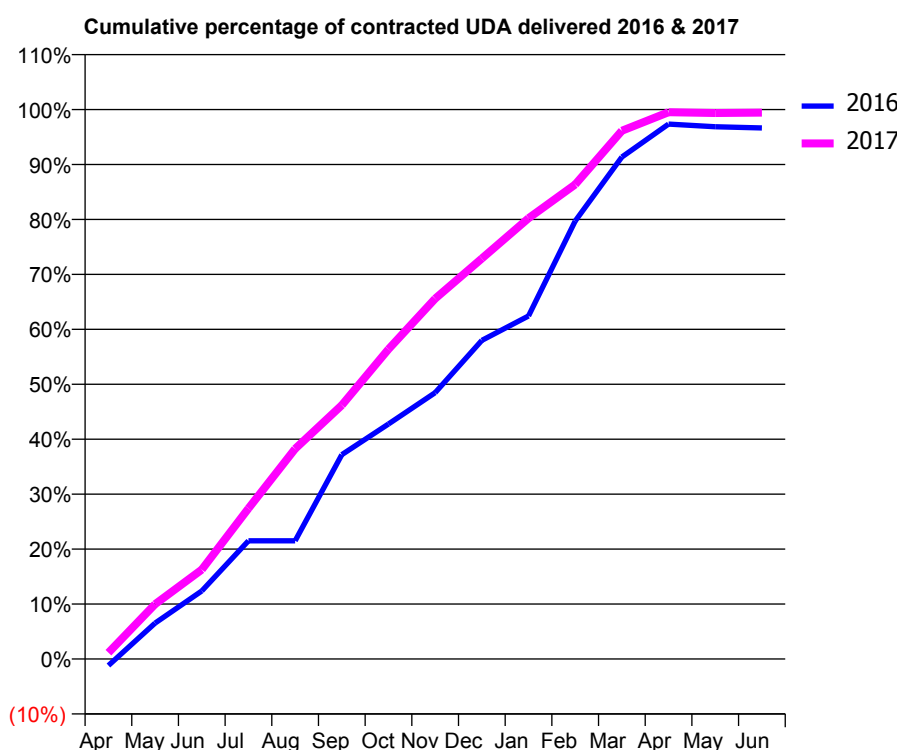
16/17 Contracted general activity (UDA)	34,556
Carry forward general activity (UDA)	1,161
16/17 Contracted orthodontic activity (UOA)	0
Carry forward orthodontic activity (UOA)	0
Baseline contract value	£774,387.60

ACCESS*

Patients seen in 24 months	Total	Change since previous quarter
Quarter ending March 2016	11,946	
Quarter ending June 2016	12,165	→
Quarter ending September 2016	12,401	→
Quarter ending December 2016	12,441	→
Quarter ending March 2017	12,426	→
Variance since March 2016	4.0%	↑



ACTIVITY



Month	Adjusted Scheduled Activity (UDA)	
	2016	2017
April	-411	397
May	2,262	3,449
June	4,283	5,625
July	7,435	9,473
August	7,435	13,223
September	12,848	15,958
October	14,776	19,485
November	16,754	22,665
December	20,037	25,186
January	21,573	27,722
February	27,539	29,838
March	31,569	33,217
April	33,637	34,386
May	33,472	34,332
June	33,395	34,363

QUALITY

	Quantity	Base Number	Contract	AT	Region	England
% of FP17s for the same patient ID Re-attending within 3 months - Children	525	5,657	9.3%	12.0%	11.9%	12.3%
% of FP17s for the same patient ID Re-attending within 3 months - Adults	1,612	11,937	13.5%	17.2%	16.6%	16.7%
% of FP17s for the same patient ID Re-attending between 3 & 9 months - Children	3,368	5,657	59.5%	55.4%	60.2%	57.6%
% of FP17s for the same patient ID Re-attending between 3 & 9 months - Adults	6,001	11,937	50.3%	48.3%	51.5%	50.1%
% of FP17s for Band 1 Urgent Courses	1,464	17,412	8.4%	10.8%	9.5%	9.1%
% of FP17s Relating to Free Repair or Replacements	83	17,412	0.5%	0.6%	0.7%	0.8%
% of FP17s Relating to Continuations	56	17,412	0.3%	1.0%	1.2%	1.2%
% of Patients satisfied with the dentistry they have received	20	20	100.0%	91.9%	93.1%	92.8%
% of Patients satisfied with the time they had to wait for an appointment	19	20	95.0%	88.1%	88.8%	88.7%

* This is based on patients treated on this contract for their most recent course of treatment. Figures in italics indicate the base number of FP17s or Patient Questionnaire responses are less than 100. N/A is shown where the base number of responses is less than 10 during the period. % is calculated as Quantity/Base number*100

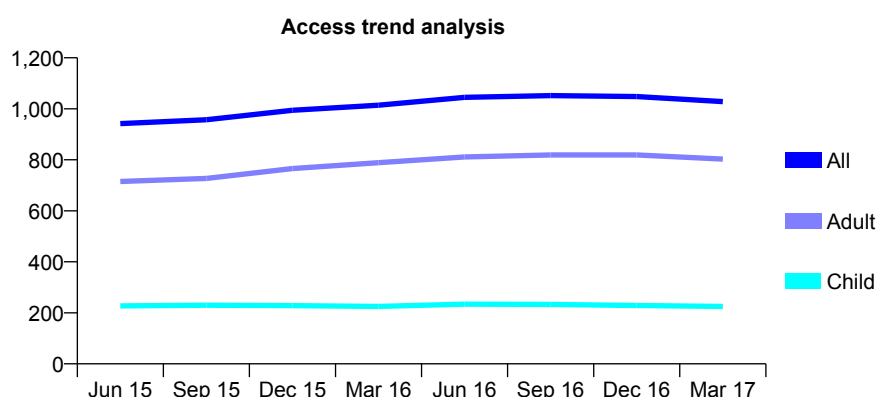
Q67 - Vital Signs At a Glance Contract Report for 145580/0002 - Year end March 2017

Name or company name	Oradent Kent Ltd
Contract type name	GDS Contract
Purpose of contract	General
Contract start date	01/04/2008
Contract end date	

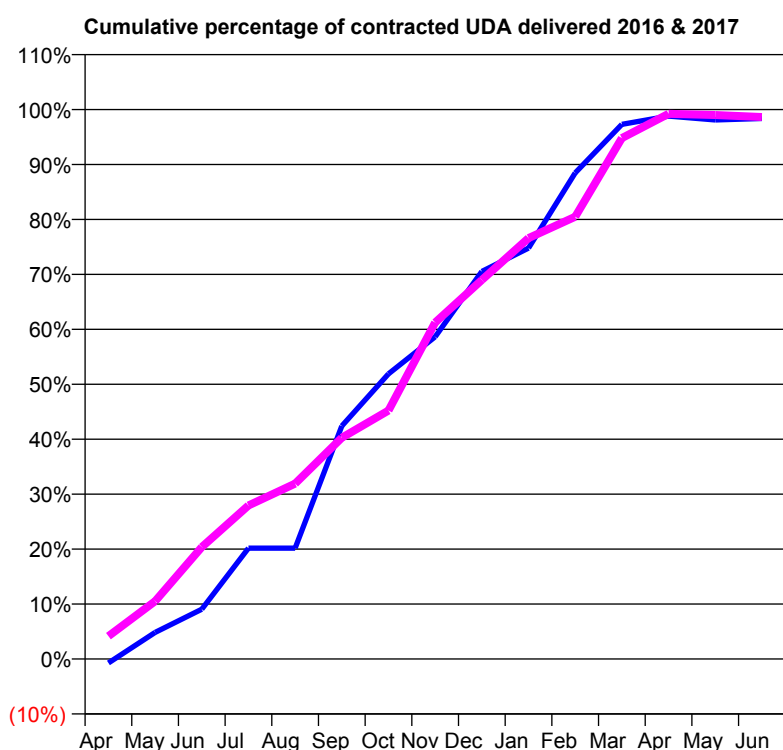
16/17 Contracted general activity (UDA)	3,354
Carry forward general activity (UDA)	54
16/17 Contracted orthodontic activity (UOA)	0
Carry forward orthodontic activity (UOA)	0
Baseline contract value	£80,034.10

ACCESS*

Patients seen in 24 months	Total	Change since previous quarter
Quarter ending March 2016	1,014	
Quarter ending June 2016	1,045	↑
Quarter ending September 2016	1,052	→
Quarter ending December 2016	1,048	→
Quarter ending March 2017	1,028	↓
Variance since March 2016	1.4%	→



ACTIVITY



Adjusted Scheduled Activity (UDA)		
Month	2016	2017
April	-25	139
May	162	353
June	304	683
July	677	937
August	677	1,071
September	1,422	1,350
October	1,740	1,516
November	1,967	2,054
December	2,365	2,314
January	2,508	2,569
February	2,967	2,699
March	3,263	3,180
April	3,314	3,328
May	3,291	3,320
June	3,300	3,308

QUALITY

	Quantity	Base Number	Contract	AT	Region	England
% of FP17s for the same patient ID Re-attending within 3 months - Children	10	250	4.0%	12.0%	11.9%	12.3%
% of FP17s for the same patient ID Re-attending within 3 months - Adults	74	844	8.8%	17.2%	16.6%	16.7%
% of FP17s for the same patient ID Re-attending between 3 & 9 months - Children	84	250	33.6%	55.4%	60.2%	57.6%
% of FP17s for the same patient ID Re-attending between 3 & 9 months - Adults	255	844	30.2%	48.3%	51.5%	50.1%
% of FP17s for Band 1 Urgent Courses	70	1,133	6.2%	10.8%	9.5%	9.1%
% of FP17s Relating to Free Repair or Replacements	2	1,133	0.2%	0.6%	0.7%	0.8%
% of FP17s Relating to Continuations	6	1,133	0.5%	1.0%	1.2%	1.2%
% of Patients satisfied with the dentistry they have received	3	4	N/A	91.9%	93.1%	92.8%
% of Patients satisfied with the time they had to wait for an appointment	4	4	N/A	88.1%	88.8%	88.7%

* This is based on patients treated on this contract for their most recent course of treatment. Figures in italics indicate the base number of FP17s or Patient Questionnaire responses are less than 100. N/A is shown where the base number of responses is less than 10 during the period. % is calculated as Quantity/Base number*100

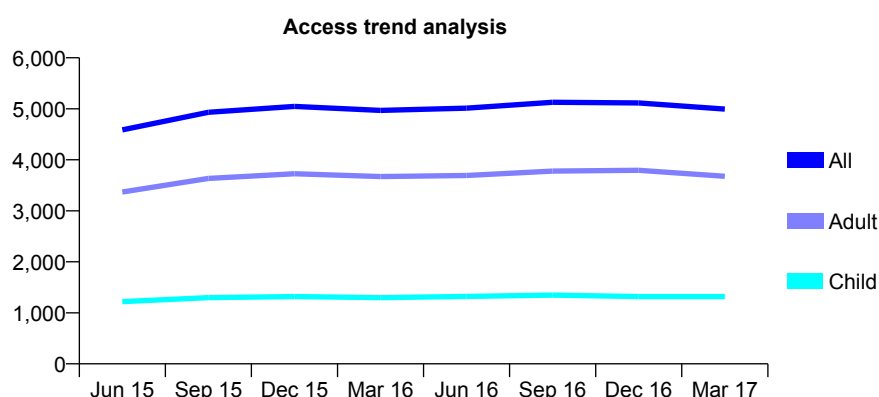
Q67 - Vital Signs At a Glance Contract Report for 146633/0001 - Year end March 2017

Name or company name	South England Dental Practice Partnership
Contract type name	GDS Contract
Purpose of contract	General
Contract start date	01/09/2013
Contract end date	

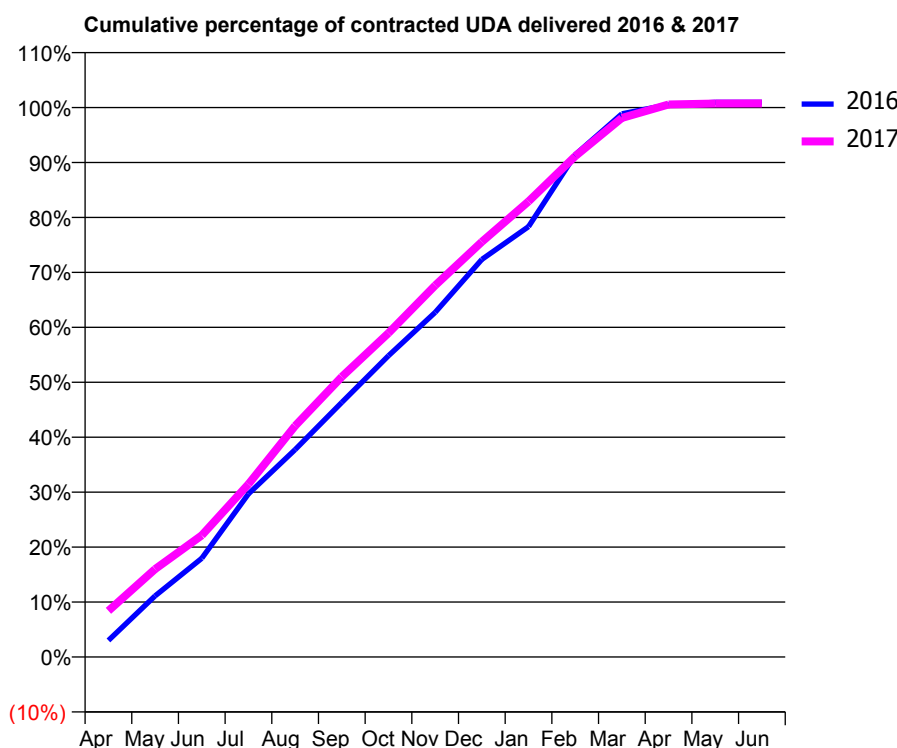
16/17 Contracted general activity (UDA)	12,500
Carry forward general activity (UDA)	-118
16/17 Contracted orthodontic activity (UOA)	0
Carry forward orthodontic activity (UOA)	0
Baseline contract value	£356,603.05

ACCESS*

Patients seen in 24 months	Total	Change since previous quarter
Quarter ending March 2016	4,969	
Quarter ending June 2016	5,014	→
Quarter ending September 2016	5,128	↑
Quarter ending December 2016	5,114	→
Quarter ending March 2017	4,995	↓
Variance since March 2016	0.5%	→



ACTIVITY



Adjusted Scheduled Activity (UDA)		
Month	2016	2017
April	376	1,051
May	1,391	2,002
June	2,245	2,767
July	3,710	3,932
August	4,718	5,259
September	5,792	6,375
October	6,853	7,370
November	7,840	8,453
December	9,043	9,445
January	9,791	10,362
February	11,424	11,393
March	12,357	12,262
April	12,565	12,569
May	12,618	12,589
June	12,618	12,592

QUALITY

	Quantity	Base Number	Contract	AT	Region	England
% of FP17s for the same patient ID Re-attending within 3 months - Children	71	1,465	4.8%	12.0%	11.9%	12.3%
% of FP17s for the same patient ID Re-attending within 3 months - Adults	429	3,890	11.0%	17.2%	16.6%	16.7%
% of FP17s for the same patient ID Re-attending between 3 & 9 months - Children	502	1,465	34.3%	55.4%	60.2%	57.6%
% of FP17s for the same patient ID Re-attending between 3 & 9 months - Adults	1,299	3,890	33.4%	48.3%	51.5%	50.1%
% of FP17s for Band 1 Urgent Courses	527	5,371	9.8%	10.8%	9.5%	9.1%
% of FP17s Relating to Free Repair or Replacements	21	5,371	0.4%	0.6%	0.7%	0.8%
% of FP17s Relating to Continuations	60	5,371	1.1%	1.0%	1.2%	1.2%
% of Patients satisfied with the dentistry they have received	14	15	93.3%	91.9%	93.1%	92.8%
% of Patients satisfied with the time they had to wait for an appointment	10	15	66.7%	88.1%	88.8%	88.7%

* This is based on patients treated on this contract for their most recent course of treatment. Figures in italics indicate the base number of FP17s or Patient Questionnaire responses are less than 100. N/A is shown where the base number of responses is less than 10 during the period. % is calculated as Quantity/Base number*100

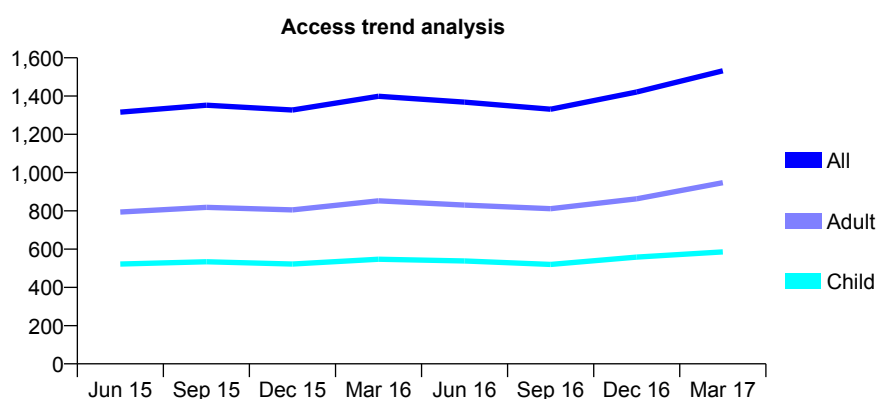
Q67 - Vital Signs At a Glance Contract Report for 146749/0001 - Year end March 2017

Name or company name	Patiali Limited
Contract type name	GDS Contract
Purpose of contract	General
Contract start date	01/05/2011
Contract end date	

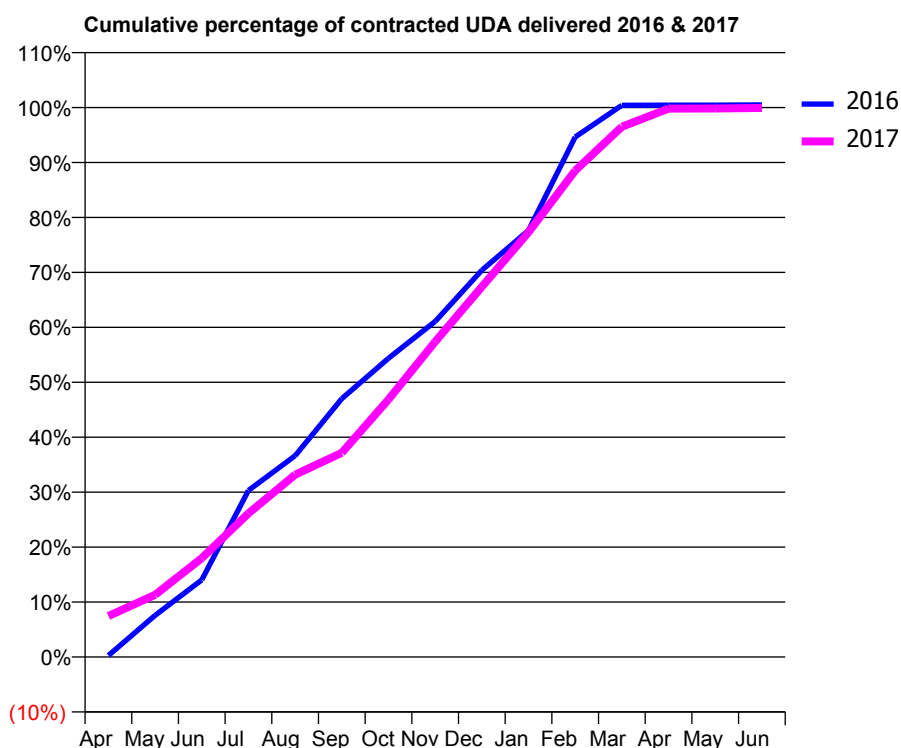
16/17 Contracted general activity (UDA)	4,395
Carry forward general activity (UDA)	-21
16/17 Contracted orthodontic activity (UOA)	0
Carry forward orthodontic activity (UOA)	0
Baseline contract value	£108,974.09

ACCESS*

Patients seen in 24 months	Total	Change since previous quarter
Quarter ending March 2016	1,399	
Quarter ending June 2016	1,368	↓
Quarter ending September 2016	1,331	↓
Quarter ending December 2016	1,421	↑
Quarter ending March 2017	1,532	↑
Variance since March 2016	9.5%	↑



ACTIVITY



Adjusted Scheduled Activity (UDA)		
Month	2016	2017
April	13	328
May	333	498
June	617	790
July	1,332	1,150
August	1,610	1,458
September	2,066	1,634
October	2,389	2,060
November	2,684	2,522
December	3,094	2,962
January	3,413	3,397
February	4,159	3,891
March	4,413	4,241
April	4,414	4,386
May	4,414	4,387
June	4,416	4,391

QUALITY

	Quantity	Base Number	Contract	AT	Region	England
% of FP17s for the same patient ID Re-attending within 3 months - Children	62	744	8.3%	12.0%	11.9%	12.3%
% of FP17s for the same patient ID Re-attending within 3 months - Adults	187	1,185	15.8%	17.2%	16.6%	16.7%
% of FP17s for the same patient ID Re-attending between 3 & 9 months - Children	375	744	50.4%	55.4%	60.2%	57.6%
% of FP17s for the same patient ID Re-attending between 3 & 9 months - Adults	481	1,185	40.6%	48.3%	51.5%	50.1%
% of FP17s for Band 1 Urgent Courses	211	2,004	10.5%	10.8%	9.5%	9.1%
% of FP17s Relating to Free Repair or Replacements	10	2,004	0.5%	0.6%	0.7%	0.8%
% of FP17s Relating to Continuations	0	2,004	0.0%	1.0%	1.2%	1.2%
% of Patients satisfied with the dentistry they have received	0	0	N/A	91.9%	93.1%	92.8%
% of Patients satisfied with the time they had to wait for an appointment	0	0	N/A	88.1%	88.8%	88.7%

* This is based on patients treated on this contract for their most recent course of treatment. Figures in italics indicate the base number of FP17s or Patient Questionnaire responses are less than 100. N/A is shown where the base number of responses is less than 10 during the period. % is calculated as Quantity/Base number*100

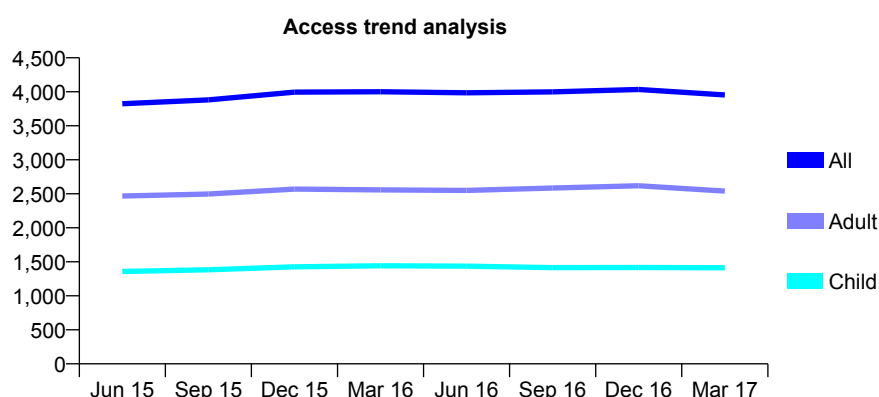
Q67 - Vital Signs At a Glance Contract Report for 146749/0002 - Year end March 2017

Name or company name	Patiali Limited
Contract type name	GDS Contract
Purpose of contract	General
Contract start date	01/05/2011
Contract end date	

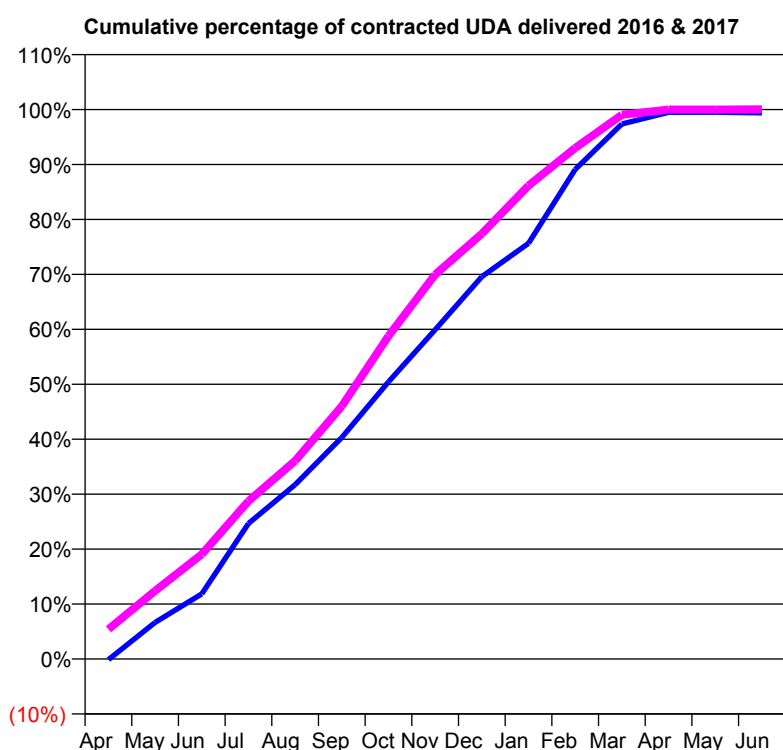
16/17 Contracted general activity (UDA)	9,536
Carry forward general activity (UDA)	59
16/17 Contracted orthodontic activity (UOA)	0
Carry forward orthodontic activity (UOA)	0
Baseline contract value	£247,012.44

ACCESS*

Patients seen in 24 months	Total	Change since previous quarter
Quarter ending March 2016	4,000	
Quarter ending June 2016	3,986	→
Quarter ending September 2016	3,999	→
Quarter ending December 2016	4,035	→
Quarter ending March 2017	3,953	↓
Variance since March 2016	(1.2%)	↓



ACTIVITY



Month	Adjusted Scheduled Activity (UDA)	
	2016	2017
April	-13	518
May	634	1,184
June	1,130	1,819
July	2,353	2,741
August	3,026	3,440
September	3,845	4,388
October	4,811	5,606
November	5,716	6,673
December	6,636	7,380
January	7,214	8,215
February	8,496	8,869
March	9,285	9,445
April	9,486	9,534
May	9,488	9,534
June	9,477	9,540

QUALITY

	Quantity	Base Number	Contract	AT	Region	England
% of FP17s for the same patient ID Re-attending within 3 months - Children	269	2,183	12.3%	12.0%	11.9%	12.3%
% of FP17s for the same patient ID Re-attending within 3 months - Adults	571	3,540	16.1%	17.2%	16.6%	16.7%
% of FP17s for the same patient ID Re-attending between 3 & 9 months - Children	1,256	2,183	57.5%	55.4%	60.2%	57.6%
% of FP17s for the same patient ID Re-attending between 3 & 9 months - Adults	1,784	3,540	50.4%	48.3%	51.5%	50.1%
% of FP17s for Band 1 Urgent Courses	481	4,429	10.9%	10.8%	9.5%	9.1%
% of FP17s Relating to Free Repair or Replacements	76	4,429	1.7%	0.6%	0.7%	0.8%
% of FP17s Relating to Continuations	22	4,429	0.5%	1.0%	1.2%	1.2%
% of Patients satisfied with the dentistry they have received	6	7	N/A	91.9%	93.1%	92.8%
% of Patients satisfied with the time they had to wait for an appointment	7	7	N/A	88.1%	88.8%	88.7%

* This is based on patients treated on this contract for their most recent course of treatment. Figures in italics indicate the base number of FP17s or Patient Questionnaire responses are less than 100. N/A is shown where the base number of responses is less than 10 during the period. % is calculated as Quantity/Base number*100

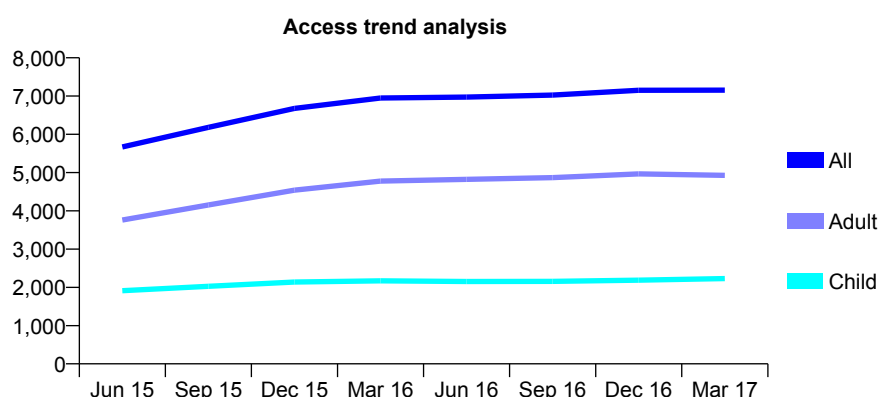
Q67 - Vital Signs At a Glance Contract Report for 148628/0001 - Year end March 2017

Name or company name	Gravesend Dental Surgery
Contract type name	GDS Contract
Purpose of contract	General
Contract start date	15/02/2014
Contract end date	

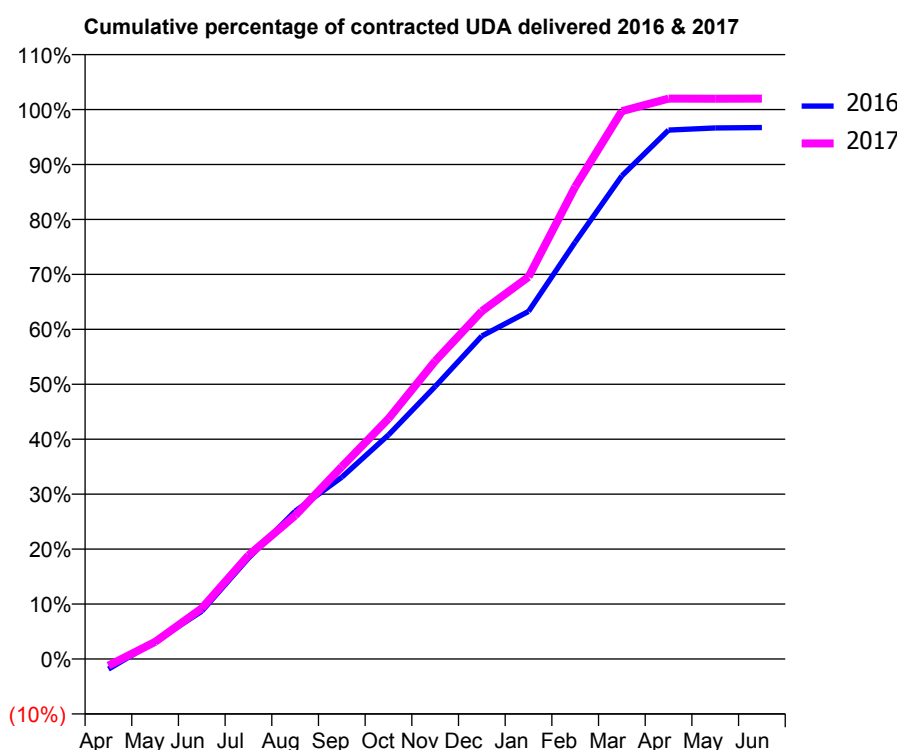
16/17 Contracted general activity (UDA)	18,214
Carry forward general activity (UDA)	600
16/17 Contracted orthodontic activity (UOA)	0
Carry forward orthodontic activity (UOA)	0
Baseline contract value	£508,713.81

ACCESS*

Patients seen in 24 months	Total	Change since previous quarter
Quarter ending March 2016	6,948	
Quarter ending June 2016	6,972	→
Quarter ending September 2016	7,025	→
Quarter ending December 2016	7,151	→
Quarter ending March 2017	7,156	→
Variance since March 2016	3.0%	↑



ACTIVITY



Adjusted Scheduled Activity (UDA)		
Month	2016	2017
April	-336	-223
May	579	566
June	1,583	1,683
July	3,342	3,435
August	4,897	4,754
September	6,026	6,376
October	7,427	7,965
November	9,031	9,877
December	10,706	11,529
January	11,521	12,665
February	13,821	15,653
March	16,018	18,159
April	17,533	18,574
May	17,601	18,573
June	17,614	18,574

QUALITY

	Quantity	Base Number	Contract	AT	Region	England
% of FP17s for the same patient ID Re-attending within 3 months - Children	208	2,597	8.0%	12.0%	11.9%	12.3%
% of FP17s for the same patient ID Re-attending within 3 months - Adults	1,061	5,755	18.4%	17.2%	16.6%	16.7%
% of FP17s for the same patient ID Re-attending between 3 & 9 months - Children	927	2,597	35.7%	55.4%	60.2%	57.6%
% of FP17s for the same patient ID Re-attending between 3 & 9 months - Adults	1,879	5,755	32.6%	48.3%	51.5%	50.1%
% of FP17s for Band 1 Urgent Courses	1,459	8,140	17.9%	10.8%	9.5%	9.1%
% of FP17s Relating to Free Repair or Replacements	53	8,140	0.7%	0.6%	0.7%	0.8%
% of FP17s Relating to Continuations	70	8,140	0.9%	1.0%	1.2%	1.2%
% of Patients satisfied with the dentistry they have received	7	7	N/A	91.9%	93.1%	92.8%
% of Patients satisfied with the time they had to wait for an appointment	6	7	N/A	88.1%	88.8%	88.7%

* This is based on patients treated on this contract for their most recent course of treatment. Figures in italics indicate the base number of FP17s or Patient Questionnaire responses are less than 100. N/A is shown where the base number of responses is less than 10 during the period. % is calculated as Quantity/Base number*100

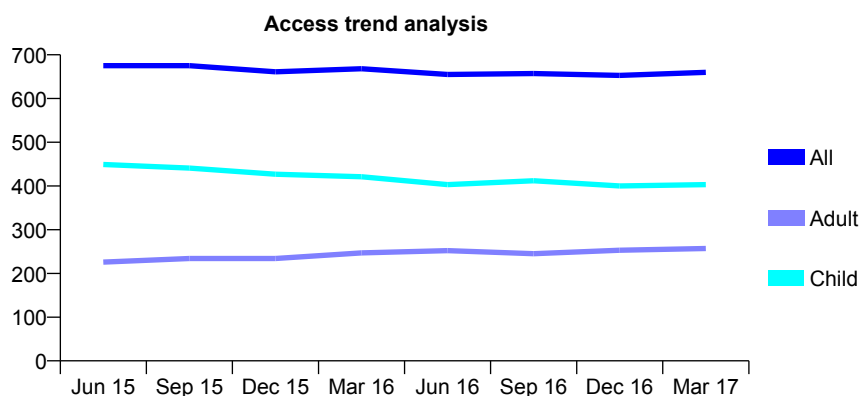
Q67 - Vital Signs At a Glance Contract Report for 149446/0001 - Year end March 2017

Name or company name	Calverley Dental Practice
Contract type name	GDS Contract
Purpose of contract	General
Contract start date	01/08/2012
Contract end date	

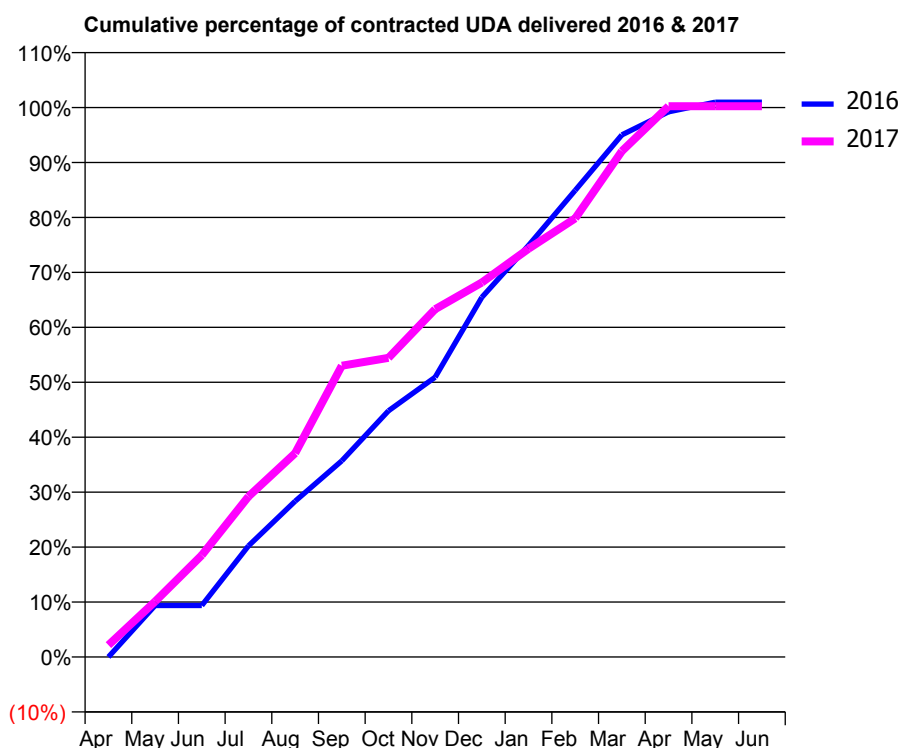
16/17 Contracted general activity (UDA)	1,200
Carry forward general activity (UDA)	-12
16/17 Contracted orthodontic activity (UOA)	0
Carry forward orthodontic activity (UOA)	0
Baseline contract value	£29,340.62

ACCESS*

Patients seen in 24 months	Total	Change since previous quarter
Quarter ending March 2016	668	
Quarter ending June 2016	655	↓
Quarter ending September 2016	657	→
Quarter ending December 2016	653	→
Quarter ending March 2017	660	→
Variance since March 2016	(1.2%)	↓



ACTIVITY



Month	Adjusted Scheduled Activity (UDA)	
	2016	2017
April	0	26
May	113	121
June	113	222
July	243	350
August	340	445
September	429	636
October	538	653
November	611	760
December	785	818
January	899	891
February	1,019	958
March	1,140	1,105
April	1,191	1,203
May	1,212	1,203
June	1,212	1,203

QUALITY

	Quantity	Base Number	Contract	AT	Region	England
% of FP17s for the same patient ID Re-attending within 3 months - Children	24	415	5.8%	12.0%	11.9%	12.3%
% of FP17s for the same patient ID Re-attending within 3 months - Adults	28	207	13.5%	17.2%	16.6%	16.7%
% of FP17s for the same patient ID Re-attending between 3 & 9 months - Children	126	415	30.4%	55.4%	60.2%	57.6%
% of FP17s for the same patient ID Re-attending between 3 & 9 months - Adults	72	207	34.8%	48.3%	51.5%	50.1%
% of FP17s for Band 1 Urgent Courses	24	624	3.8%	10.8%	9.5%	9.1%
% of FP17s Relating to Free Repair or Replacements	3	624	0.5%	0.6%	0.7%	0.8%
% of FP17s Relating to Continuations	7	624	1.1%	1.0%	1.2%	1.2%
% of Patients satisfied with the dentistry they have received	3	3	N/A	91.9%	93.1%	92.8%
% of Patients satisfied with the time they had to wait for an appointment	3	3	N/A	88.1%	88.8%	88.7%

* This is based on patients treated on this contract for their most recent course of treatment. Figures in italics indicate the base number of FP17s or Patient Questionnaire responses are less than 100. N/A is shown where the base number of responses is less than 10 during the period. % is calculated as Quantity/Base number*100

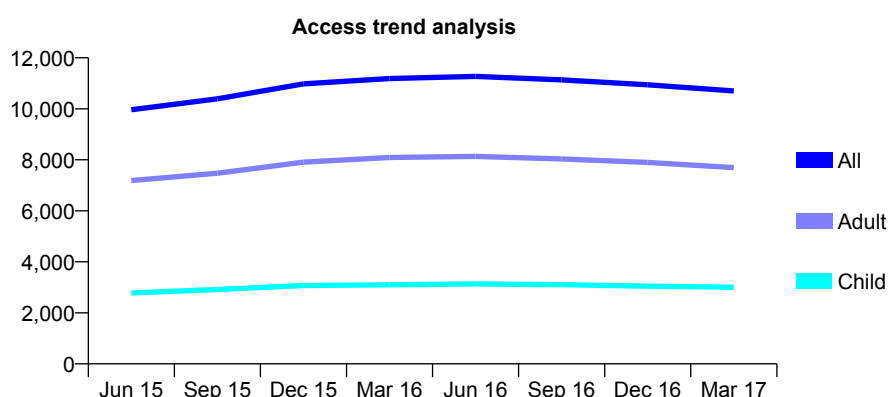
Q67 - Vital Signs At a Glance Contract Report for 152226/0001 - Year end March 2017

Name or company name	Dentapol(Kent)Ltd
Contract type name	GDS Contract
Purpose of contract	General
Contract start date	02/02/2010
Contract end date	

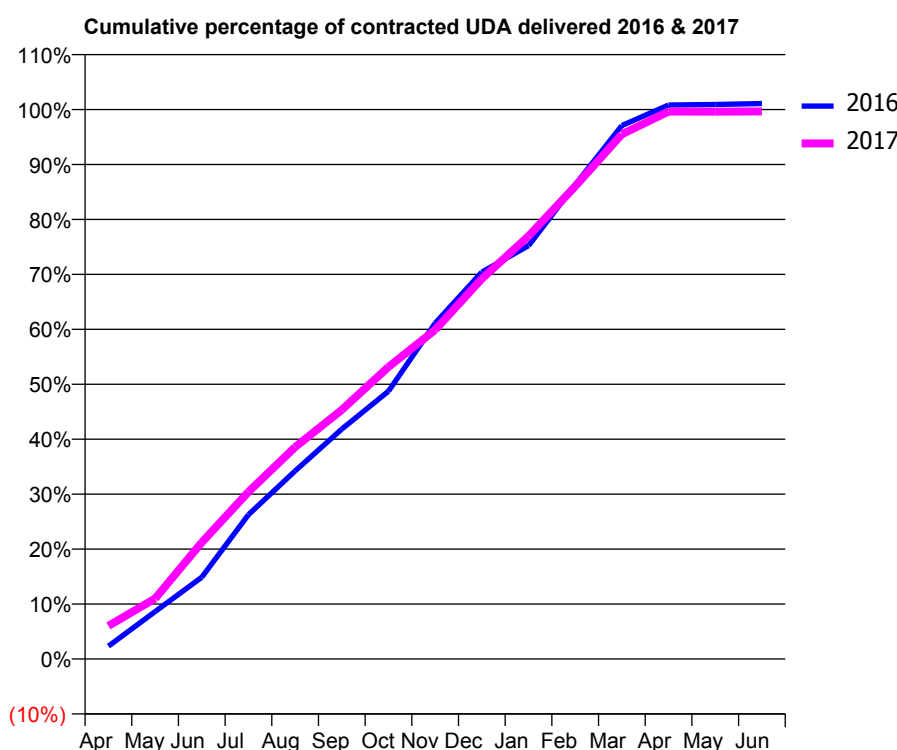
16/17 Contracted general activity (UDA)	32,000
Carry forward general activity (UDA)	-349
16/17 Contracted orthodontic activity (UOA)	0
Carry forward orthodontic activity (UOA)	0
Baseline contract value	£696,969.73

ACCESS*

Patients seen in 24 months	Total	Change since previous quarter
Quarter ending March 2016	11,188	
Quarter ending June 2016	11,268	→
Quarter ending September 2016	11,135	↓
Quarter ending December 2016	10,943	↓
Quarter ending March 2017	10,699	↓
Variance since March 2016	(4.4%)	↓



ACTIVITY



Adjusted Scheduled Activity (UDA)		
Month	2016	2017
April	749	1,929
May	2,757	3,522
June	4,761	6,793
July	8,404	9,734
August	10,954	12,345
September	13,389	14,508
October	15,597	17,007
November	19,556	19,171
December	22,535	22,145
January	24,067	24,626
February	27,616	27,524
March	31,067	30,564
April	32,262	31,884
May	32,292	31,870
June	32,349	31,888

QUALITY

	Quantity	Base Number	Contract	AT	Region	England
% of FP17s for the same patient ID Re-attending within 3 months - Children	373	3,866	9.6%	12.0%	11.9%	12.3%
% of FP17s for the same patient ID Re-attending within 3 months - Adults	1,907	10,075	18.9%	17.2%	16.6%	16.7%
% of FP17s for the same patient ID Re-attending between 3 & 9 months - Children	2,111	3,866	54.6%	55.4%	60.2%	57.6%
% of FP17s for the same patient ID Re-attending between 3 & 9 months - Adults	4,897	10,075	48.6%	48.3%	51.5%	50.1%
% of FP17s for Band 1 Urgent Courses	2,315	13,946	16.6%	10.8%	9.5%	9.1%
% of FP17s Relating to Free Repair or Replacements	235	13,946	1.7%	0.6%	0.7%	0.8%
% of FP17s Relating to Continuations	76	13,946	0.5%	1.0%	1.2%	1.2%
% of Patients satisfied with the dentistry they have received	23	26	88.5%	91.9%	93.1%	92.8%
% of Patients satisfied with the time they had to wait for an appointment	24	26	92.3%	88.1%	88.8%	88.7%

* This is based on patients treated on this contract for their most recent course of treatment. Figures in italics indicate the base number of FP17s or Patient Questionnaire responses are less than 100. N/A is shown where the base number of responses is less than 10 during the period. % is calculated as Quantity/Base number*100

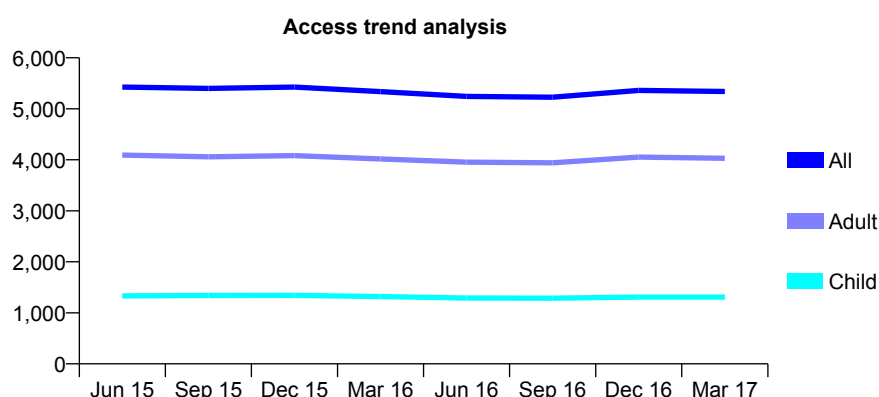
Q67 - Vital Signs At a Glance Contract Report for 152226/0002 - Year end March 2017

Name or company name	Dentapol(Kent)Ltd
Contract type name	GDS Contract
Purpose of contract	General
Contract start date	04/01/2010
Contract end date	

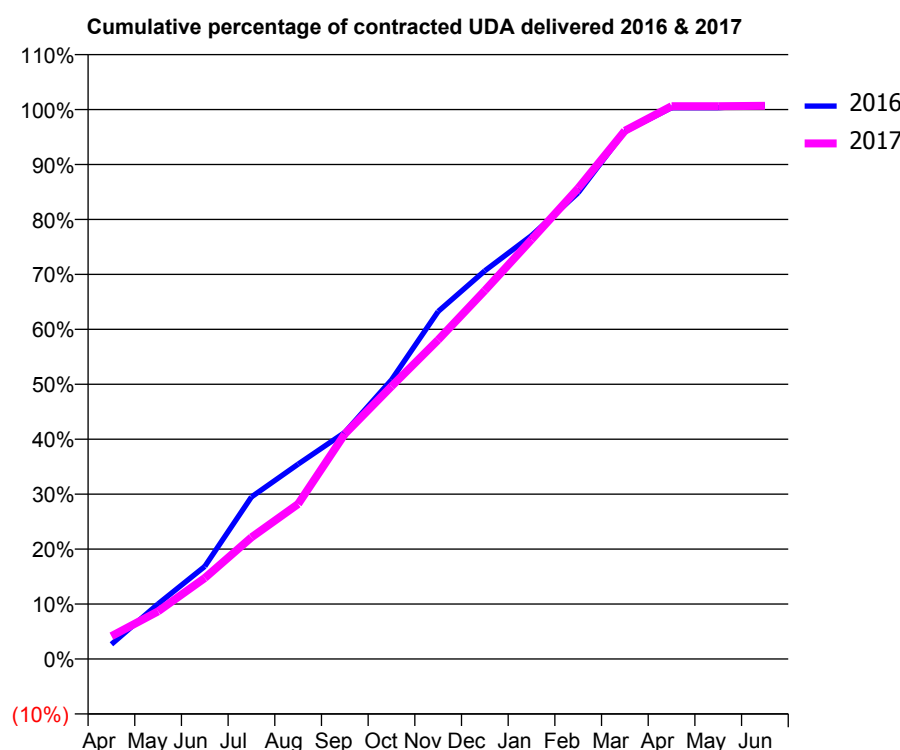
16/17 Contracted general activity (UDA)	16,000
Carry forward general activity (UDA)	-128
16/17 Contracted orthodontic activity (UOA)	0
Carry forward orthodontic activity (UOA)	0
Baseline contract value	£354,450.11

ACCESS*

Patients seen in 24 months	Total	Change since previous quarter
Quarter ending March 2016	5,338	
Quarter ending June 2016	5,244	↓
Quarter ending September 2016	5,228	→
Quarter ending December 2016	5,362	↑
Quarter ending March 2017	5,339	→
Variance since March 2016	0.0%	→



ACTIVITY



Adjusted Scheduled Activity (UDA)		
Month	2016	2017
April	430	666
May	1,604	1,388
June	2,697	2,357
July	4,721	3,542
August	5,675	4,514
September	6,598	6,552
October	8,128	7,939
November	10,121	9,294
December	11,305	10,728
January	12,328	12,211
February	13,576	13,707
March	15,362	15,382
April	16,053	16,094
May	16,054	16,096
June	16,128	16,107

QUALITY

	Quantity	Base Number	Contract	AT	Region	England
% of FP17s for the same patient ID Re-attending within 3 months - Children	102	2,025	5.0%	12.0%	11.9%	12.3%
% of FP17s for the same patient ID Re-attending within 3 months - Adults	654	5,768	11.3%	17.2%	16.6%	16.7%
% of FP17s for the same patient ID Re-attending between 3 & 9 months - Children	1,353	2,025	66.8%	55.4%	60.2%	57.6%
% of FP17s for the same patient ID Re-attending between 3 & 9 months - Adults	3,122	5,768	54.1%	48.3%	51.5%	50.1%
% of FP17s for Band 1 Urgent Courses	813	7,770	10.5%	10.8%	9.5%	9.1%
% of FP17s Relating to Free Repair or Replacements	94	7,770	1.2%	0.6%	0.7%	0.8%
% of FP17s Relating to Continuations	42	7,770	0.5%	1.0%	1.2%	1.2%
% of Patients satisfied with the dentistry they have received	17	19	89.5%	91.9%	93.1%	92.8%
% of Patients satisfied with the time they had to wait for an appointment	16	19	84.2%	88.1%	88.8%	88.7%

* This is based on patients treated on this contract for their most recent course of treatment. Figures in italics indicate the base number of FP17s or Patient Questionnaire responses are less than 100. N/A is shown where the base number of responses is less than 10 during the period. % is calculated as Quantity/Base number*100

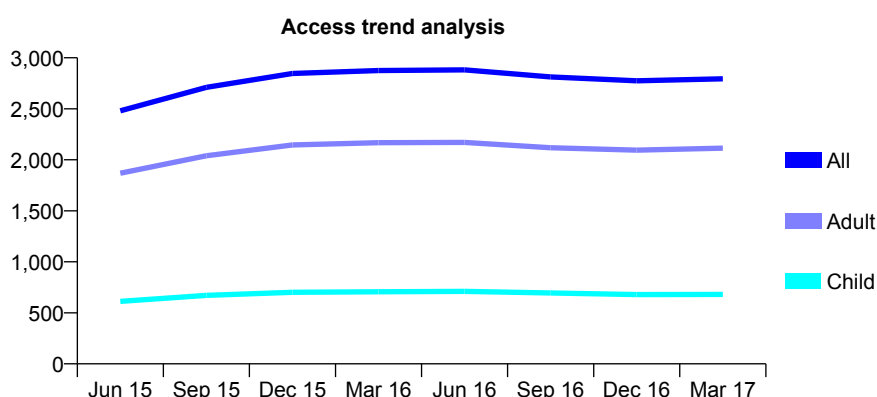
Q67 - Vital Signs At a Glance Contract Report for 153036/0001 - Year end March 2017

Name or company name	Lydd Dental Care
Contract type name	GDS Contract
Purpose of contract	General
Contract start date	17/03/2014
Contract end date	

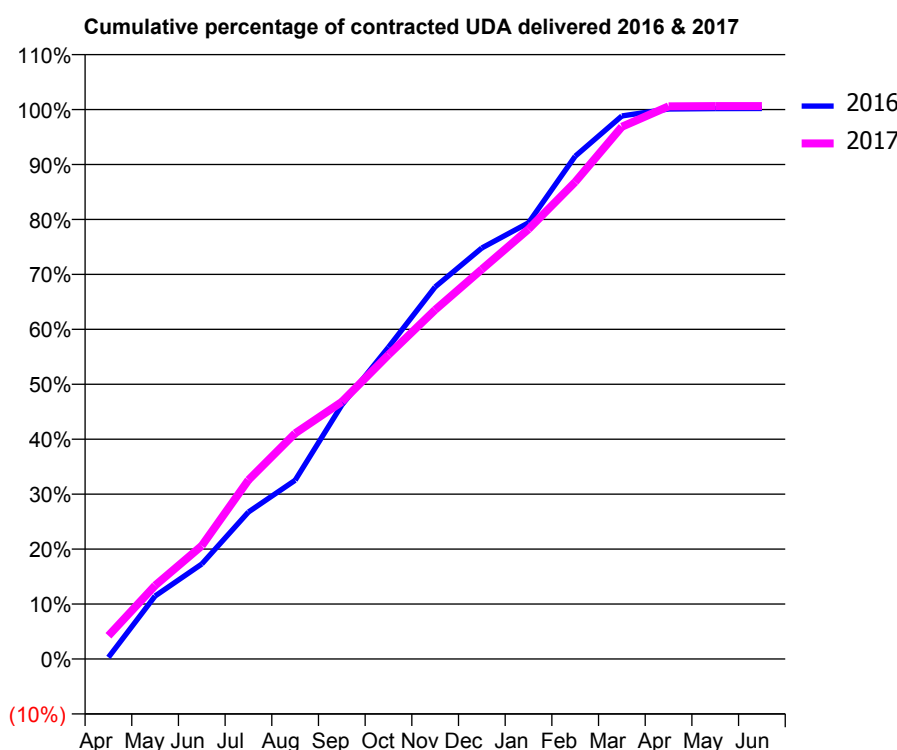
16/17 Contracted general activity (UDA)	10,202
Carry forward general activity (UDA)	-19
16/17 Contracted orthodontic activity (UOA)	0
Carry forward orthodontic activity (UOA)	0
Baseline contract value	£226,747.91

ACCESS*

Patients seen in 24 months	Total	Change since previous quarter
Quarter ending March 2016	2,875	
Quarter ending June 2016	2,882	→
Quarter ending September 2016	2,813	↓
Quarter ending December 2016	2,774	↓
Quarter ending March 2017	2,794	→
Variance since March 2016	(2.8%)	↓



ACTIVITY



Adjusted Scheduled Activity (UDA)		
Month	2016	2017
April	30	431
May	1,170	1,366
June	1,764	2,102
July	2,730	3,324
August	3,319	4,190
September	4,715	4,774
October	5,789	5,647
November	6,907	6,482
December	7,631	7,236
January	8,100	7,980
February	9,335	8,857
March	10,081	9,881
April	10,211	10,260
May	10,219	10,265
June	10,221	10,266

QUALITY

	Quantity	Base Number	Contract	AT	Region	England
% of FP17s for the same patient ID Re-attending within 3 months - Children	78	1,178	6.6%	12.0%	11.9%	12.3%
% of FP17s for the same patient ID Re-attending within 3 months - Adults	466	3,357	13.9%	17.2%	16.6%	16.7%
% of FP17s for the same patient ID Re-attending between 3 & 9 months - Children	848	1,178	72.0%	55.4%	60.2%	57.6%
% of FP17s for the same patient ID Re-attending between 3 & 9 months - Adults	2,130	3,357	63.4%	48.3%	51.5%	50.1%
% of FP17s for Band 1 Urgent Courses	283	4,592	6.2%	10.8%	9.5%	9.1%
% of FP17s Relating to Free Repair or Replacements	31	4,592	0.7%	0.6%	0.7%	0.8%
% of FP17s Relating to Continuations	19	4,592	0.4%	1.0%	1.2%	1.2%
% of Patients satisfied with the dentistry they have received	17	18	94.4%	91.9%	93.1%	92.8%
% of Patients satisfied with the time they had to wait for an appointment	17	18	94.4%	88.1%	88.8%	88.7%

* This is based on patients treated on this contract for their most recent course of treatment. Figures in italics indicate the base number of FP17s or Patient Questionnaire responses are less than 100. N/A is shown where the base number of responses is less than 10 during the period. % is calculated as Quantity/Base number*100

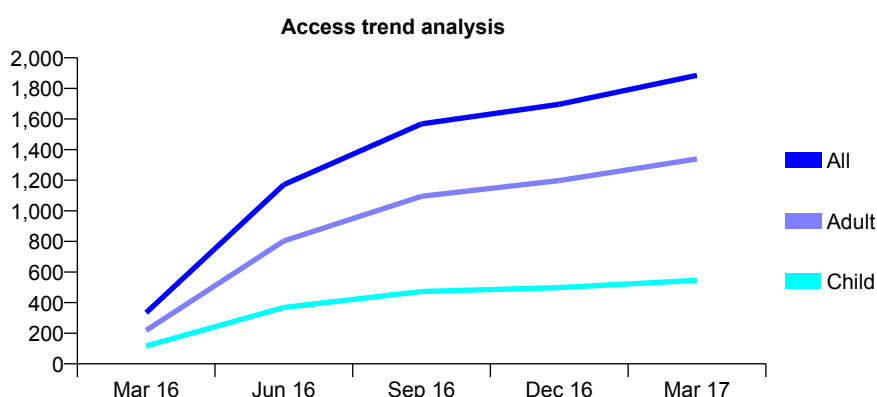
Q67 - Vital Signs At a Glance Contract Report for 153702/0001 - Year end March 2017

Name or company name	MR R TRIVEDI
Contract type name	GDS Contract
Purpose of contract	General
Contract start date	31/01/2016
Contract end date	

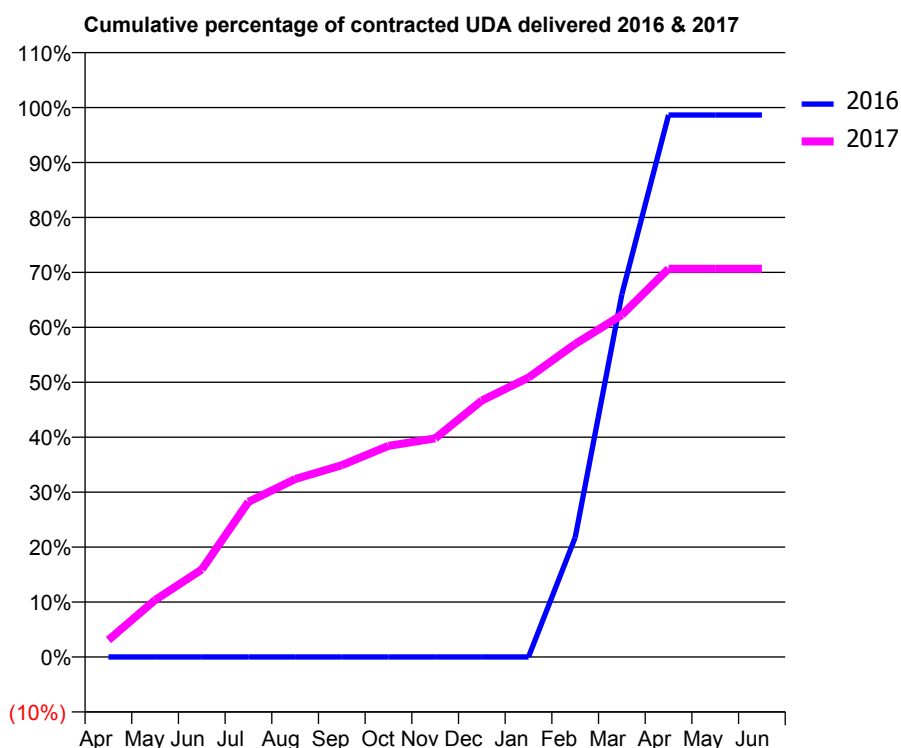
16/17 Contracted general activity (UDA)	8,247
Carry forward general activity (UDA)	21
16/17 Contracted orthodontic activity (UOA)	0
Carry forward orthodontic activity (UOA)	0
Baseline contract value	£271,601.69

ACCESS*

Patients seen in 24 months	Total	Change since previous quarter
Quarter ending March 2016	334	
Quarter ending June 2016	1,171	↑
Quarter ending September 2016	1,568	↑
Quarter ending December 2016	1,696	↑
Quarter ending March 2017	1,885	↑
Variance since March 2016	464.4%	↑



ACTIVITY



Adjusted Scheduled Activity (UDA)		
Month	2016	2017
April	0	254
May	0	855
June	0	1,313
July	0	2,328
August	0	2,671
September	0	2,878
October	0	3,168
November	0	3,282
December	0	3,850
January	0	4,194
February	304	4,697
March	922	5,135
April	1,378	5,827
May	1,378	5,827
June	1,378	5,827

QUALITY

	Quantity	Base Number	Contract	AT	Region	England
% of FP17s for the same patient ID Re-attending within 3 months - Children	27	667	4.0%	12.0%	11.9%	12.3%
% of FP17s for the same patient ID Re-attending within 3 months - Adults	251	1,974	12.7%	17.2%	16.6%	16.7%
% of FP17s for the same patient ID Re-attending between 3 & 9 months - Children	138	667	20.7%	55.4%	60.2%	57.6%
% of FP17s for the same patient ID Re-attending between 3 & 9 months - Adults	416	1,974	21.1%	48.3%	51.5%	50.1%
% of FP17s for Band 1 Urgent Courses	330	2,857	11.6%	10.8%	9.5%	9.1%
% of FP17s Relating to Free Repair or Replacements	0	2,857	0.0%	0.6%	0.7%	0.8%
% of FP17s Relating to Continuations	30	2,857	1.1%	1.0%	1.2%	1.2%
% of Patients satisfied with the dentistry they have received	4	4	N/A	91.9%	93.1%	92.8%
% of Patients satisfied with the time they had to wait for an appointment	3	4	N/A	88.1%	88.8%	88.7%

* This is based on patients treated on this contract for their most recent course of treatment. Figures in italics indicate the base number of FP17s or Patient Questionnaire responses are less than 100. N/A is shown where the base number of responses is less than 10 during the period. % is calculated as Quantity/Base number*100

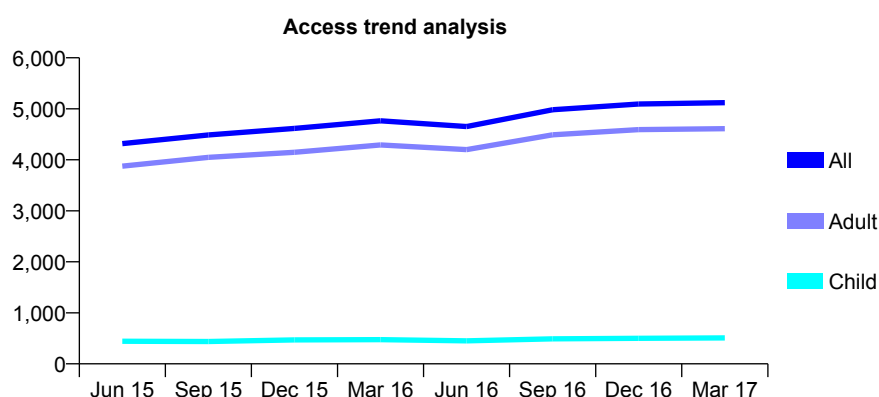
Q67 - Vital Signs At a Glance Contract Report for 154954/0004 - Year end March 2017

Name or company name	Simon Collins
Contract type name	PDS Contract
Purpose of contract	General
Contract start date	01/12/2012
Contract end date	31/03/2019

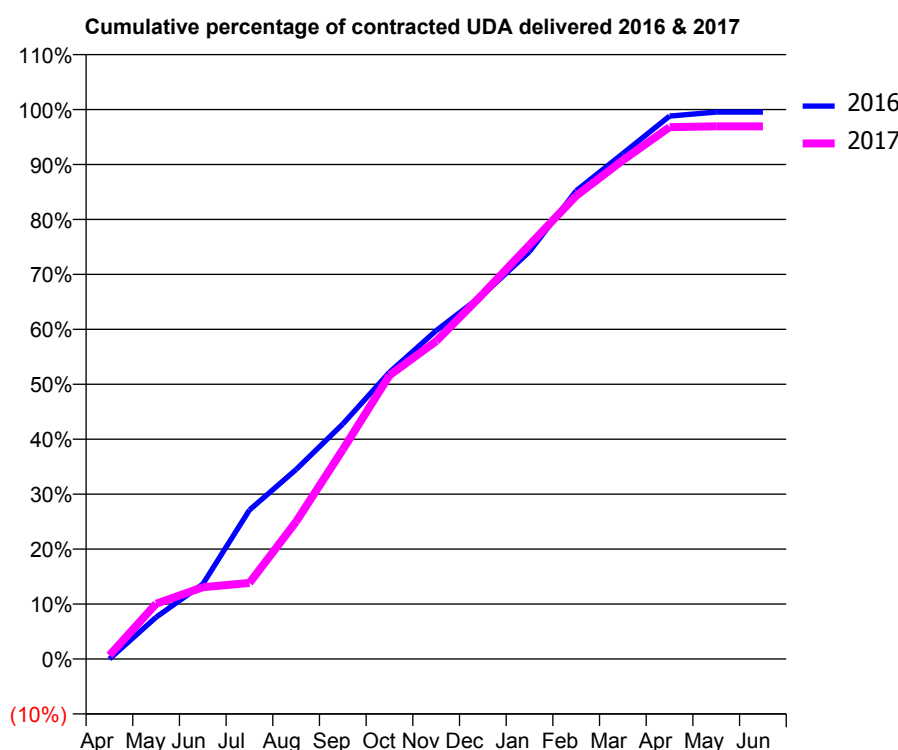
16/17 Contracted general activity (UDA)	9,437
Carry forward general activity (UDA)	44
16/17 Contracted orthodontic activity (UOA)	0
Carry forward orthodontic activity (UOA)	0
Baseline contract value	£338,738.71

ACCESS*

Patients seen in 24 months	Total	Change since previous quarter
Quarter ending March 2016	4,766	
Quarter ending June 2016	4,651	↓
Quarter ending September 2016	4,981	↑
Quarter ending December 2016	5,093	↑
Quarter ending March 2017	5,119	→
Variance since March 2016	7.4%	↑



ACTIVITY



Month	Adjusted Scheduled Activity (UDA)	
	2016	2017
April	0	64
May	719	950
June	1,285	1,234
July	2,560	1,307
August	3,256	2,361
September	4,037	3,596
October	4,924	4,872
November	5,639	5,459
December	6,254	6,268
January	6,997	7,113
February	8,041	7,954
March	8,681	8,566
April	9,325	9,135
May	9,392	9,148
June	9,393	9,148

QUALITY

	Quantity	Base Number	Contract	AT	Region	England
% of FP17s for the same patient ID Re-attending within 3 months - Children	37	1,123	3.3%	12.0%	11.9%	12.3%
% of FP17s for the same patient ID Re-attending within 3 months - Adults	378	6,654	5.7%	17.2%	16.6%	16.7%
% of FP17s for the same patient ID Re-attending between 3 & 9 months - Children	13	1,123	1.2%	55.4%	60.2%	57.6%
% of FP17s for the same patient ID Re-attending between 3 & 9 months - Adults	183	6,654	2.8%	48.3%	51.5%	50.1%
% of FP17s for Band 1 Urgent Courses	7,627	7,663	99.5%	10.8%	9.5%	9.1%
% of FP17s Relating to Free Repair or Replacements	1	7,663	0.0%	0.6%	0.7%	0.8%
% of FP17s Relating to Continuations	0	7,663	0.0%	1.0%	1.2%	1.2%
% of Patients satisfied with the dentistry they have received	2	4	N/A	91.9%	93.1%	92.8%
% of Patients satisfied with the time they had to wait for an appointment	2	4	N/A	88.1%	88.8%	88.7%

* This is based on patients treated on this contract for their most recent course of treatment. Figures in italics indicate the base number of FP17s or Patient Questionnaire responses are less than 100. N/A is shown where the base number of responses is less than 10 during the period. % is calculated as Quantity/Base number*100

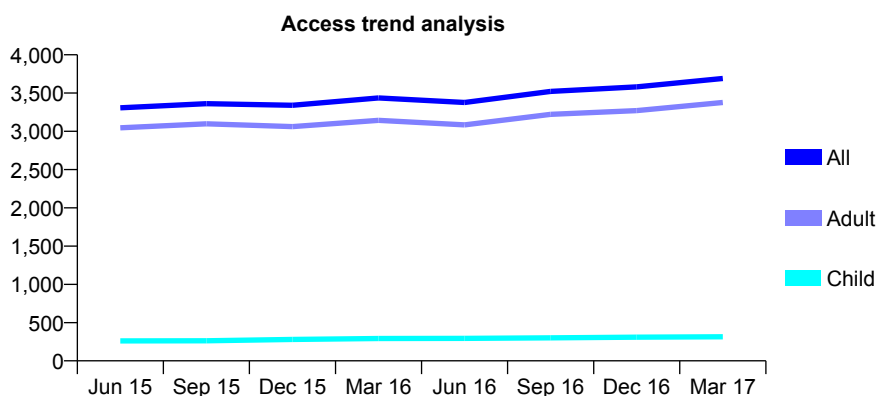
Q67 - Vital Signs At a Glance Contract Report for 154954/0005 - Year end March 2017

Name or company name	Simon Collins
Contract type name	PDS Contract
Purpose of contract	General
Contract start date	01/12/2012
Contract end date	31/03/2019

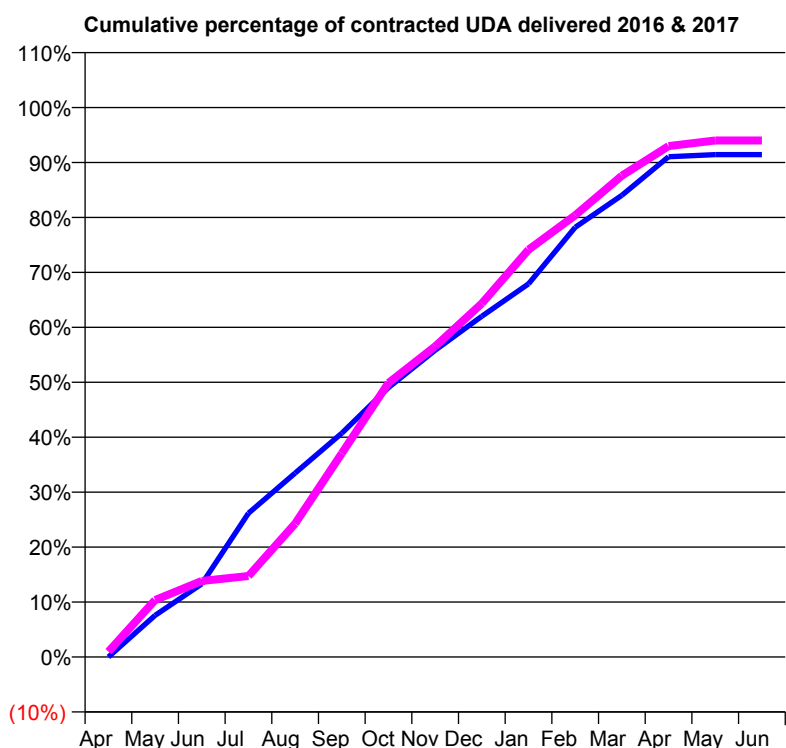
16/17 Contracted general activity (UDA)	7,133
Carry forward general activity (UDA)	0
16/17 Contracted orthodontic activity (UOA)	0
Carry forward orthodontic activity (UOA)	0
Baseline contract value	£256,037.21

ACCESS*

Patients seen in 24 months	Total	Change since previous quarter
Quarter ending March 2016	3,436	
Quarter ending June 2016	3,377	↓
Quarter ending September 2016	3,521	↑
Quarter ending December 2016	3,580	→
Quarter ending March 2017	3,691	↑
Variance since March 2016	7.4%	↑



ACTIVITY



Adjusted Scheduled Activity (UDA)		
Month	2016	2017
April	0	70
May	541	739
June	950	988
July	1,867	1,052
August	2,388	1,732
September	2,905	2,644
October	3,497	3,557
November	3,982	4,033
December	4,424	4,589
January	4,843	5,288
February	5,579	5,733
March	5,994	6,248
April	6,493	6,632
May	6,521	6,705
June	6,521	6,705

QUALITY

	Quantity	Base Number	Contract	AT	Region	England
% of FP17s for the same patient ID Re-attending within 3 months - Children	39	758	5.1%	12.0%	11.9%	12.3%
% of FP17s for the same patient ID Re-attending within 3 months - Adults	572	4,892	11.7%	17.2%	16.6%	16.7%
% of FP17s for the same patient ID Re-attending between 3 & 9 months - Children	9	758	1.2%	55.4%	60.2%	57.6%
% of FP17s for the same patient ID Re-attending between 3 & 9 months - Adults	98	4,892	2.0%	48.3%	51.5%	50.1%
% of FP17s for Band 1 Urgent Courses	5,571	5,587	99.7%	10.8%	9.5%	9.1%
% of FP17s Relating to Free Repair or Replacements	4	5,587	0.1%	0.6%	0.7%	0.8%
% of FP17s Relating to Continuations	0	5,587	0.0%	1.0%	1.2%	1.2%
% of Patients satisfied with the dentistry they have received	2	2	N/A	91.9%	93.1%	92.8%
% of Patients satisfied with the time they had to wait for an appointment	2	2	N/A	88.1%	88.8%	88.7%

* This is based on patients treated on this contract for their most recent course of treatment. Figures in italics indicate the base number of FP17s or Patient Questionnaire responses are less than 100. N/A is shown where the base number of responses is less than 10 during the period. % is calculated as Quantity/Base number*100

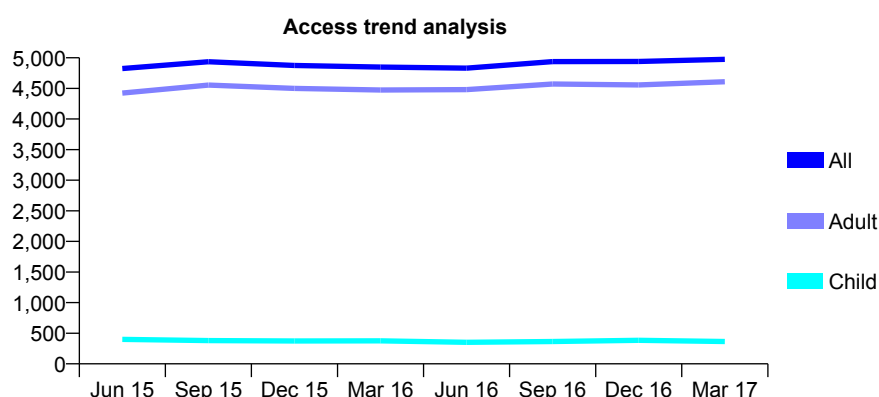
Q67 - Vital Signs At a Glance Contract Report for 154954/0006 - Year end March 2017

Name or company name	Simon Collins
Contract type name	PDS Contract
Purpose of contract	General
Contract start date	01/12/2012
Contract end date	31/03/2019

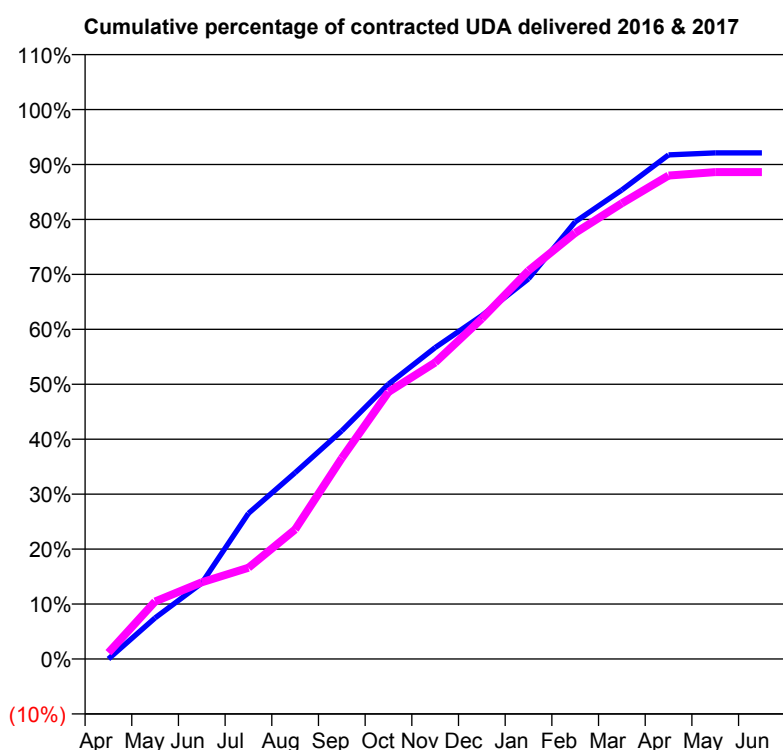
16/17 Contracted general activity (UDA)	10,139
Carry forward general activity (UDA)	0
16/17 Contracted orthodontic activity (UOA)	0
Carry forward orthodontic activity (UOA)	0
Baseline contract value	£363,936.82

ACCESS*

Patients seen in 24 months	Total	Change since previous quarter
Quarter ending March 2016	4,849	
Quarter ending June 2016	4,832	→
Quarter ending September 2016	4,938	↑
Quarter ending December 2016	4,941	→
Quarter ending March 2017	4,976	→
Variance since March 2016	2.6%	↑



ACTIVITY



Adjusted Scheduled Activity (UDA)		
Month	2016	2017
April	0	118
May	760	1,061
June	1,401	1,417
July	2,689	1,685
August	3,439	2,390
September	4,211	3,705
October	5,073	4,927
November	5,745	5,472
December	6,338	6,279
January	7,016	7,166
February	8,066	7,863
March	8,655	8,408
April	9,301	8,920
May	9,338	8,984
June	9,338	8,984

QUALITY

	Quantity	Base Number	Contract	AT	Region	England
% of FP17s for the same patient ID Re-attending within 3 months - Children	36	893	4.0%	12.0%	11.9%	12.3%
% of FP17s for the same patient ID Re-attending within 3 months - Adults	319	6,687	4.8%	17.2%	16.6%	16.7%
% of FP17s for the same patient ID Re-attending between 3 & 9 months - Children	12	893	1.3%	55.4%	60.2%	57.6%
% of FP17s for the same patient ID Re-attending between 3 & 9 months - Adults	159	6,687	2.4%	48.3%	51.5%	50.1%
% of FP17s for Band 1 Urgent Courses	7,459	7,486	99.6%	10.8%	9.5%	9.1%
% of FP17s Relating to Free Repair or Replacements	0	7,486	0.0%	0.6%	0.7%	0.8%
% of FP17s Relating to Continuations	0	7,486	0.0%	1.0%	1.2%	1.2%
% of Patients satisfied with the dentistry they have received	3	3	N/A	91.9%	93.1%	92.8%
% of Patients satisfied with the time they had to wait for an appointment	3	3	N/A	88.1%	88.8%	88.7%

* This is based on patients treated on this contract for their most recent course of treatment. Figures in italics indicate the base number of FP17s or Patient Questionnaire responses are less than 100. N/A is shown where the base number of responses is less than 10 during the period. % is calculated as Quantity/Base number*100

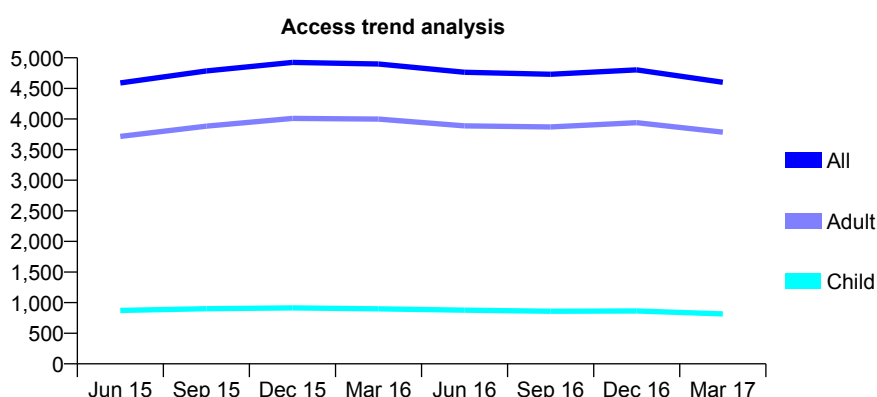
Q67 - Vital Signs At a Glance Contract Report for 156485/0001 - Year end March 2017

Name or company name	Anele De Novo Dental Practice
Contract type name	GDS Contract
Purpose of contract	General
Contract start date	26/11/2013
Contract end date	

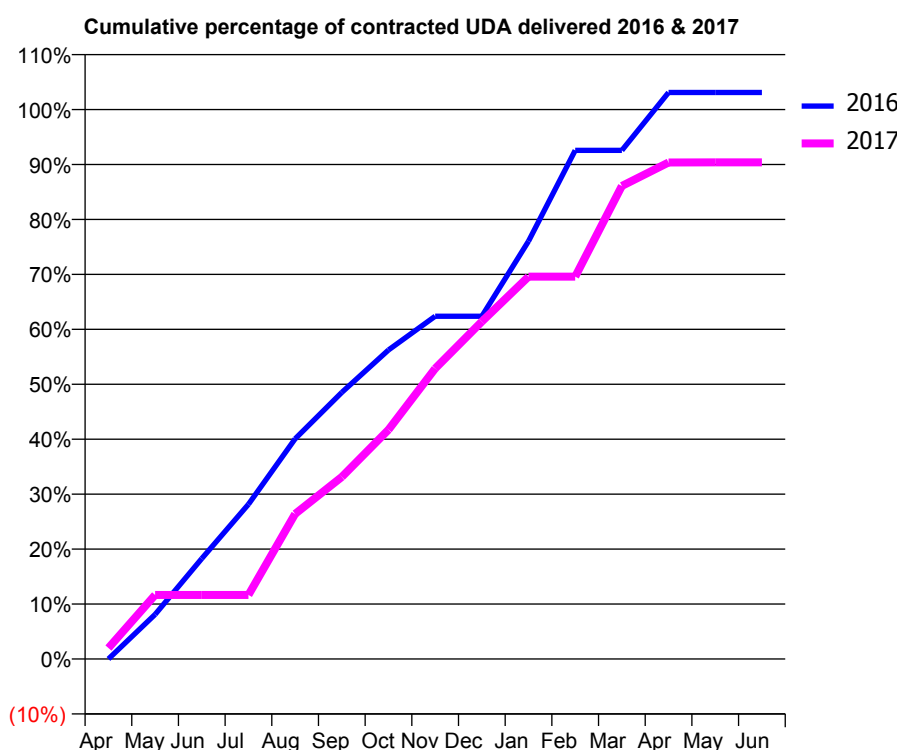
16/17 Contracted general activity (UDA)	13,786
Carry forward general activity (UDA)	-276
16/17 Contracted orthodontic activity (UOA)	0
Carry forward orthodontic activity (UOA)	0
Baseline contract value	£377,268.76

ACCESS*

Patients seen in 24 months	Total	Change since previous quarter
Quarter ending March 2016	4,898	
Quarter ending June 2016	4,764	↓
Quarter ending September 2016	4,730	→
Quarter ending December 2016	4,803	→
Quarter ending March 2017	4,601	↓
Variance since March 2016	(6.1%)	↓



ACTIVITY



Adjusted Scheduled Activity (UDA)		
Month	2016	2017
April	0	276
May	1,118	1,608
June	2,522	1,608
July	3,883	1,608
August	5,525	3,641
September	6,690	4,567
October	7,753	5,753
November	8,600	7,287
December	8,600	8,466
January	10,481	9,592
February	12,760	9,592
March	12,760	11,867
April	14,213	12,458
May	14,214	12,461
June	14,214	12,461

QUALITY

	Quantity	Base Number	Contract	AT	Region	England
% of FP17s for the same patient ID Re-attending within 3 months - Children	72	1,170	6.2%	12.0%	11.9%	12.3%
% of FP17s for the same patient ID Re-attending within 3 months - Adults	819	5,767	14.2%	17.2%	16.6%	16.7%
% of FP17s for the same patient ID Re-attending between 3 & 9 months - Children	663	1,170	56.7%	55.4%	60.2%	57.6%
% of FP17s for the same patient ID Re-attending between 3 & 9 months - Adults	3,321	5,767	57.6%	48.3%	51.5%	50.1%
% of FP17s for Band 1 Urgent Courses	332	6,532	5.1%	10.8%	9.5%	9.1%
% of FP17s Relating to Free Repair or Replacements	105	6,532	1.6%	0.6%	0.7%	0.8%
% of FP17s Relating to Continuations	150	6,532	2.3%	1.0%	1.2%	1.2%
% of Patients satisfied with the dentistry they have received	24	24	100.0%	91.9%	93.1%	92.8%
% of Patients satisfied with the time they had to wait for an appointment	23	24	95.8%	88.1%	88.8%	88.7%

* This is based on patients treated on this contract for their most recent course of treatment. Figures in italics indicate the base number of FP17s or Patient Questionnaire responses are less than 100. N/A is shown where the base number of responses is less than 10 during the period. % is calculated as Quantity/Base number*100

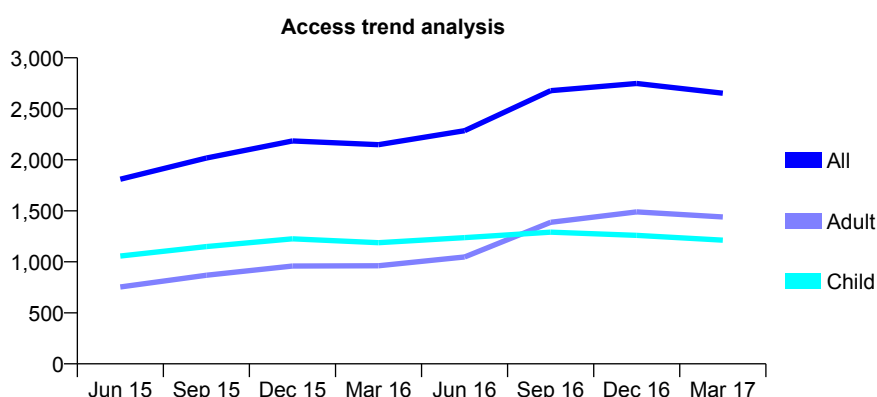
Q67 - Vital Signs At a Glance Contract Report for 157112/0001 - Year end March 2017

Name or company name	Snodland Dental Care
Contract type name	GDS Contract
Purpose of contract	General
Contract start date	12/03/2014
Contract end date	

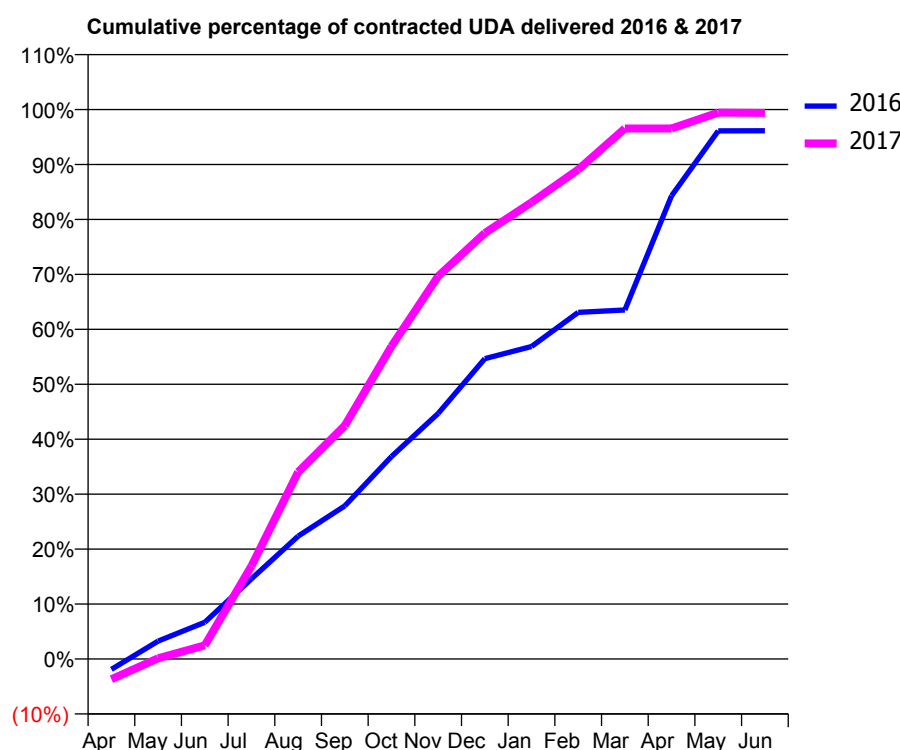
16/17 Contracted general activity (UDA)	6,044
Carry forward general activity (UDA)	234
16/17 Contracted orthodontic activity (UOA)	0
Carry forward orthodontic activity (UOA)	0
Baseline contract value	£168,235.01

ACCESS*

Patients seen in 24 months	Total	Change since previous quarter
Quarter ending March 2016	2,148	
Quarter ending June 2016	2,285	↑
Quarter ending September 2016	2,678	↑
Quarter ending December 2016	2,749	↑
Quarter ending March 2017	2,653	↓
Variance since March 2016	23.5%	↑



ACTIVITY



Adjusted Scheduled Activity (UDA)		
Month	2016	2017
April	-116	-224
May	197	9
June	404	150
July	882	1,023
August	1,351	2,056
September	1,684	2,567
October	2,227	3,440
November	2,700	4,210
December	3,303	4,686
January	3,438	5,023
February	3,812	5,384
March	3,839	5,835
April	5,095	5,835
May	5,809	6,009
June	5,810	6,007

QUALITY

	Quantity	Base Number	Contract	AT	Region	England
% of FP17s for the same patient ID Re-attending within 3 months - Children	122	1,802	6.8%	12.0%	11.9%	12.3%
% of FP17s for the same patient ID Re-attending within 3 months - Adults	305	1,903	16.0%	17.2%	16.6%	16.7%
% of FP17s for the same patient ID Re-attending between 3 & 9 months - Children	769	1,802	42.7%	55.4%	60.2%	57.6%
% of FP17s for the same patient ID Re-attending between 3 & 9 months - Adults	518	1,903	27.2%	48.3%	51.5%	50.1%
% of FP17s for Band 1 Urgent Courses	236	2,894	8.2%	10.8%	9.5%	9.1%
% of FP17s Relating to Free Repair or Replacements	18	2,894	0.6%	0.6%	0.7%	0.8%
% of FP17s Relating to Continuations	54	2,894	1.9%	1.0%	1.2%	1.2%
% of Patients satisfied with the dentistry they have received	2	2	N/A	91.9%	93.1%	92.8%
% of Patients satisfied with the time they had to wait for an appointment	2	2	N/A	88.1%	88.8%	88.7%

* This is based on patients treated on this contract for their most recent course of treatment. Figures in italics indicate the base number of FP17s or Patient Questionnaire responses are less than 100. N/A is shown where the base number of responses is less than 10 during the period. % is calculated as Quantity/Base number*100

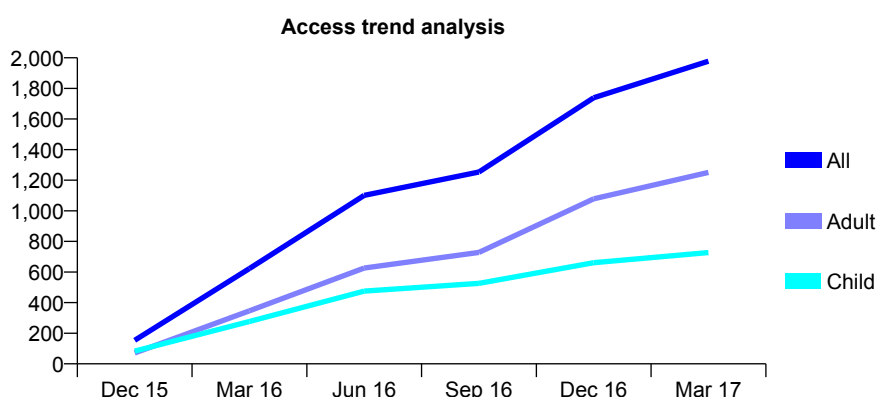
Q67 - Vital Signs At a Glance Contract Report for 157295/0001 - Year end March 2017

Name or company name	Dental Beauty Swanley
Contract type name	GDS Contract
Purpose of contract	General
Contract start date	05/11/2015
Contract end date	

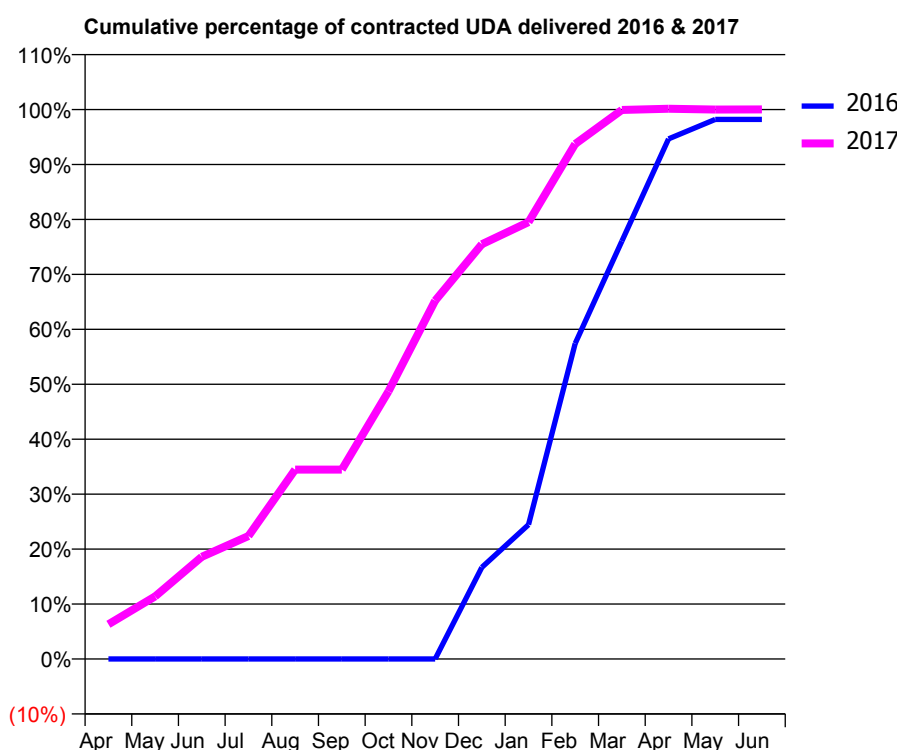
16/17 Contracted general activity (UDA)	8,704
Carry forward general activity (UDA)	-277
16/17 Contracted orthodontic activity (UOA)	0
Carry forward orthodontic activity (UOA)	0
Baseline contract value	£272,016.10

ACCESS*

Patients seen in 24 months	Total	Change since previous quarter
Quarter ending March 2016	623	
Quarter ending June 2016	1,101	↑
Quarter ending September 2016	1,254	↑
Quarter ending December 2016	1,739	↑
Quarter ending March 2017	1,978	↑
Variance since March 2016	217.5%	↑



ACTIVITY



Adjusted Scheduled Activity (UDA)		
Month	2016	2017
April	0	550
May	0	991
June	0	1,619
July	0	1,949
August	0	3,001
September	0	3,001
October	0	4,241
November	0	5,677
December	589	6,570
January	863	6,921
February	2,027	8,159
March	2,684	8,696
April	3,342	8,715
May	3,467	8,703
June	3,467	8,706

QUALITY

	Quantity	Base Number	Contract	AT	Region	England
% of FP17s for the same patient ID Re-attending within 3 months - Children	65	984	6.6%	12.0%	11.9%	12.3%
% of FP17s for the same patient ID Re-attending within 3 months - Adults	272	1,656	16.4%	17.2%	16.6%	16.7%
% of FP17s for the same patient ID Re-attending between 3 & 9 months - Children	291	984	29.6%	55.4%	60.2%	57.6%
% of FP17s for the same patient ID Re-attending between 3 & 9 months - Adults	309	1,656	18.7%	48.3%	51.5%	50.1%
% of FP17s for Band 1 Urgent Courses	331	2,461	13.4%	10.8%	9.5%	9.1%
% of FP17s Relating to Free Repair or Replacements	0	2,461	0.0%	0.6%	0.7%	0.8%
% of FP17s Relating to Continuations	30	2,461	1.2%	1.0%	1.2%	1.2%
% of Patients satisfied with the dentistry they have received	3	3	N/A	91.9%	93.1%	92.8%
% of Patients satisfied with the time they had to wait for an appointment	3	3	N/A	88.1%	88.8%	88.7%

* This is based on patients treated on this contract for their most recent course of treatment. Figures in italics indicate the base number of FP17s or Patient Questionnaire responses are less than 100. N/A is shown where the base number of responses is less than 10 during the period. % is calculated as Quantity/Base number*100

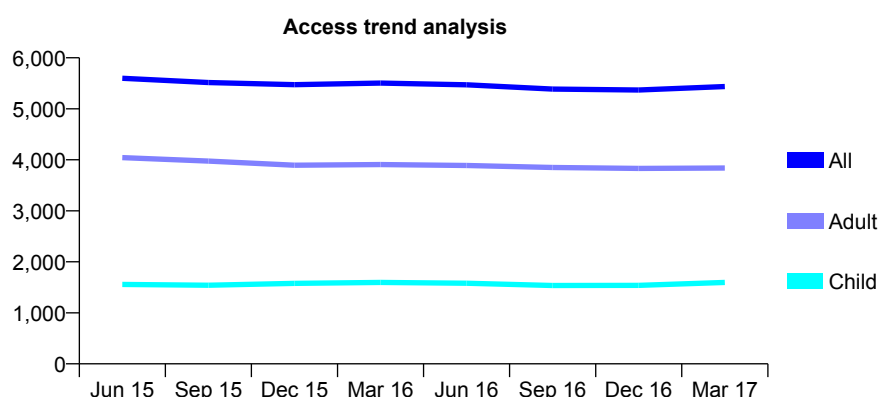
Q67 - Vital Signs At a Glance Contract Report for 159867/0001 - Year end March 2017

Name or company name	Mr Ransley Morenas
Contract type name	GDS Contract
Purpose of contract	General
Contract start date	01/07/2012
Contract end date	

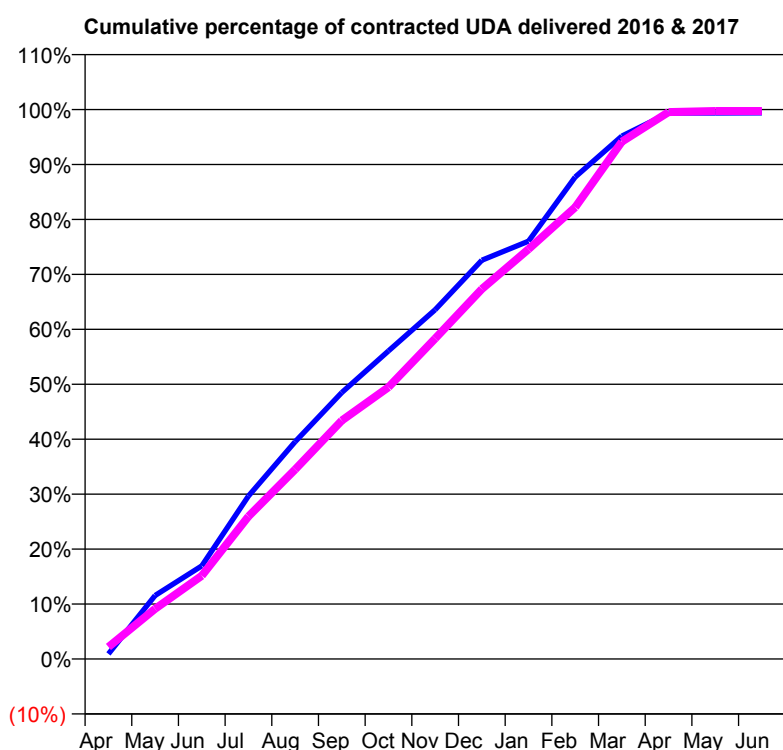
16/17 Contracted general activity (UDA)	14,090
Carry forward general activity (UDA)	87
16/17 Contracted orthodontic activity (UOA)	0
Carry forward orthodontic activity (UOA)	0
Baseline contract value	£377,638.46

ACCESS*

Patients seen in 24 months	Total	Change since previous quarter
Quarter ending March 2016	5,504	
Quarter ending June 2016	5,471	→
Quarter ending September 2016	5,386	↓
Quarter ending December 2016	5,369	→
Quarter ending March 2017	5,436	→
Variance since March 2016	(1.2%)	↓



ACTIVITY



Adjusted Scheduled Activity (UDA)		
Month	2016	2017
April	133	309
May	1,631	1,286
June	2,388	2,134
July	4,181	3,657
August	5,570	4,860
September	6,832	6,114
October	7,900	6,970
November	8,955	8,219
December	10,224	9,486
January	10,714	10,510
February	12,360	11,582
March	13,410	13,264
April	14,001	14,025
May	14,001	14,051
June	14,003	14,051

QUALITY

	Quantity	Base Number	Contract	AT	Region	England
% of FP17s for the same patient ID Re-attending within 3 months - Children	122	2,429	5.0%	12.0%	11.9%	12.3%
% of FP17s for the same patient ID Re-attending within 3 months - Adults	954	5,500	17.3%	17.2%	16.6%	16.7%
% of FP17s for the same patient ID Re-attending between 3 & 9 months - Children	1,572	2,429	64.7%	55.4%	60.2%	57.6%
% of FP17s for the same patient ID Re-attending between 3 & 9 months - Adults	2,817	5,500	51.2%	48.3%	51.5%	50.1%
% of FP17s for Band 1 Urgent Courses	579	7,337	7.9%	10.8%	9.5%	9.1%
% of FP17s Relating to Free Repair or Replacements	48	7,337	0.7%	0.6%	0.7%	0.8%
% of FP17s Relating to Continuations	160	7,337	2.2%	1.0%	1.2%	1.2%
% of Patients satisfied with the dentistry they have received	10	10	100.0%	91.9%	93.1%	92.8%
% of Patients satisfied with the time they had to wait for an appointment	10	10	100.0%	88.1%	88.8%	88.7%

* This is based on patients treated on this contract for their most recent course of treatment. Figures in italics indicate the base number of FP17s or Patient Questionnaire responses are less than 100. N/A is shown where the base number of responses is less than 10 during the period. % is calculated as Quantity/Base number*100

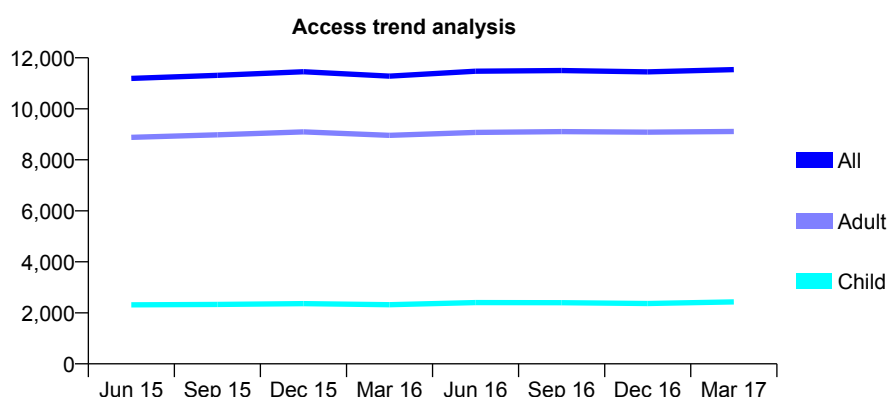
Q67 - Vital Signs At a Glance Contract Report for 164763/0001 - Year end March 2017

Name or company name	Mazdak Eyrumlu and Azad Eyrumlu
Contract type name	GDS Contract
Purpose of contract	General
Contract start date	01/04/2013
Contract end date	

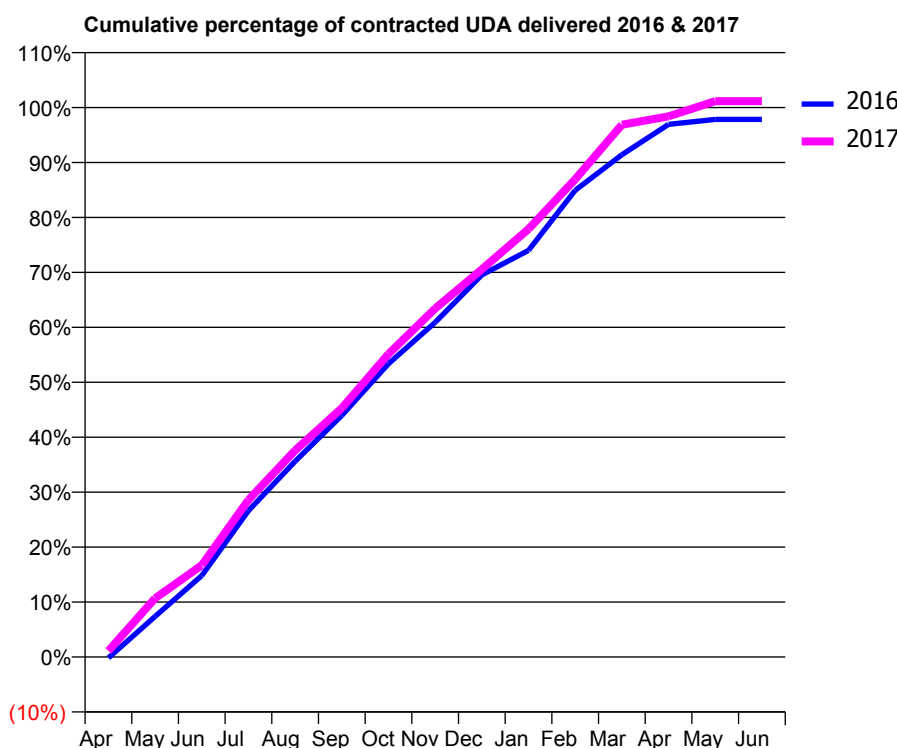
16/17 Contracted general activity (UDA)	34,341
Carry forward general activity (UDA)	745
16/17 Contracted orthodontic activity (UOA)	0
Carry forward orthodontic activity (UOA)	0
Baseline contract value	£798,984.12

ACCESS*

Patients seen in 24 months	Total	Change since previous quarter
Quarter ending March 2016	11,283	
Quarter ending June 2016	11,475	→
Quarter ending September 2016	11,503	→
Quarter ending December 2016	11,450	→
Quarter ending March 2017	11,537	→
Variance since March 2016	2.3%	↑



ACTIVITY



Adjusted Scheduled Activity (UDA)		
Month	2016	2017
April	-59	388
May	2,536	3,669
June	5,088	5,734
July	9,143	9,818
August	12,232	12,909
September	15,093	15,558
October	18,331	18,937
November	20,916	21,779
December	23,880	24,230
January	25,415	26,743
February	29,165	29,855
March	31,386	33,266
April	33,289	33,788
May	33,596	34,741
June	33,596	34,740

QUALITY

	Quantity	Base Number	Contract	AT	Region	England
% of FP17s for the same patient ID Re-attending within 3 months - Children	249	4,103	6.1%	12.0%	11.9%	12.3%
% of FP17s for the same patient ID Re-attending within 3 months - Adults	1,919	14,664	13.1%	17.2%	16.6%	16.7%
% of FP17s for the same patient ID Re-attending between 3 & 9 months - Children	2,673	4,103	65.1%	55.4%	60.2%	57.6%
% of FP17s for the same patient ID Re-attending between 3 & 9 months - Adults	9,106	14,664	62.1%	48.3%	51.5%	50.1%
% of FP17s for Band 1 Urgent Courses	1,567	18,147	8.6%	10.8%	9.5%	9.1%
% of FP17s Relating to Free Repair or Replacements	70	18,147	0.4%	0.6%	0.7%	0.8%
% of FP17s Relating to Continuations	163	18,147	0.9%	1.0%	1.2%	1.2%
% of Patients satisfied with the dentistry they have received	26	29	89.7%	91.9%	93.1%	92.8%
% of Patients satisfied with the time they had to wait for an appointment	26	29	89.7%	88.1%	88.8%	88.7%

* This is based on patients treated on this contract for their most recent course of treatment. Figures in italics indicate the base number of FP17s or Patient Questionnaire responses are less than 100. N/A is shown where the base number of responses is less than 10 during the period. % is calculated as Quantity/Base number*100

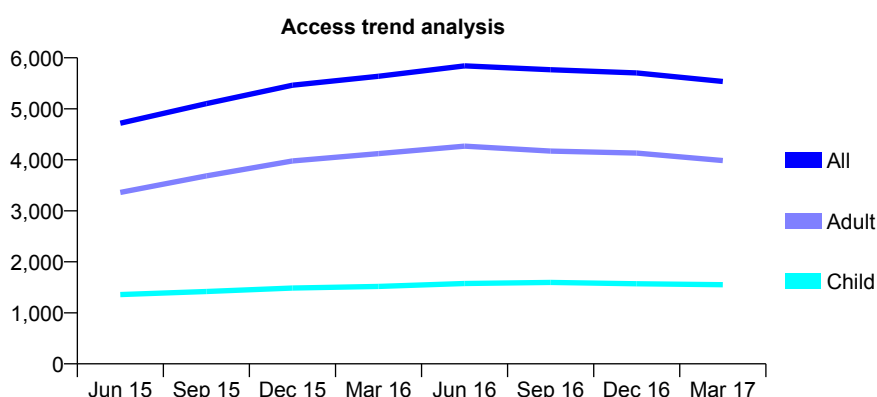
Q67 - Vital Signs At a Glance Contract Report for 164763/0002 - Year end March 2017

Name or company name	Mazdak Eyrumlu and Azad Eyrumlu
Contract type name	GDS Contract
Purpose of contract	General
Contract start date	05/05/2014
Contract end date	

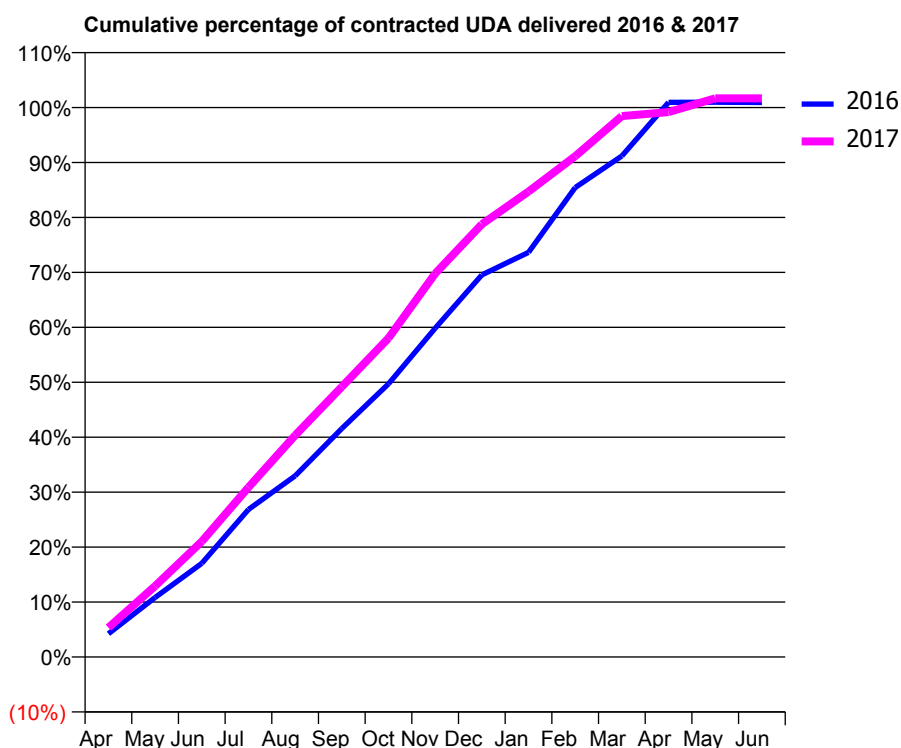
16/17 Contracted general activity (UDA)	19,780
Carry forward general activity (UDA)	-181
16/17 Contracted orthodontic activity (UOA)	0
Carry forward orthodontic activity (UOA)	0
Baseline contract value	£483,628.81

ACCESS*

Patients seen in 24 months	Total	Change since previous quarter
Quarter ending March 2016	5,639	
Quarter ending June 2016	5,842	↑
Quarter ending September 2016	5,766	↓
Quarter ending December 2016	5,703	↓
Quarter ending March 2017	5,537	↓
Variance since March 2016	(1.8%)	↓



ACTIVITY



Adjusted Scheduled Activity (UDA)		
Month	2016	2017
April	838	1,060
May	2,145	2,556
June	3,371	4,158
July	5,311	6,110
August	6,523	7,978
September	8,223	9,727
October	9,833	11,478
November	11,833	13,805
December	13,755	15,580
January	14,564	16,756
February	16,898	18,028
March	18,035	19,472
April	19,965	19,614
May	19,973	20,112
June	19,961	20,112

QUALITY

	Quantity	Base Number	Contract	AT	Region	England
% of FP17s for the same patient ID Re-attending within 3 months - Children	128	1,963	6.5%	12.0%	11.9%	12.3%
% of FP17s for the same patient ID Re-attending within 3 months - Adults	541	4,200	12.9%	17.2%	16.6%	16.7%
% of FP17s for the same patient ID Re-attending between 3 & 9 months - Children	854	1,963	43.5%	55.4%	60.2%	57.6%
% of FP17s for the same patient ID Re-attending between 3 & 9 months - Adults	1,500	4,200	35.7%	48.3%	51.5%	50.1%
% of FP17s for Band 1 Urgent Courses	264	5,792	4.6%	10.8%	9.5%	9.1%
% of FP17s Relating to Free Repair or Replacements	36	5,792	0.6%	0.6%	0.7%	0.8%
% of FP17s Relating to Continuations	157	5,792	2.7%	1.0%	1.2%	1.2%
% of Patients satisfied with the dentistry they have received	8	9	N/A	91.9%	93.1%	92.8%
% of Patients satisfied with the time they had to wait for an appointment	9	9	N/A	88.1%	88.8%	88.7%

* This is based on patients treated on this contract for their most recent course of treatment. Figures in italics indicate the base number of FP17s or Patient Questionnaire responses are less than 100. N/A is shown where the base number of responses is less than 10 during the period. % is calculated as Quantity/Base number*100

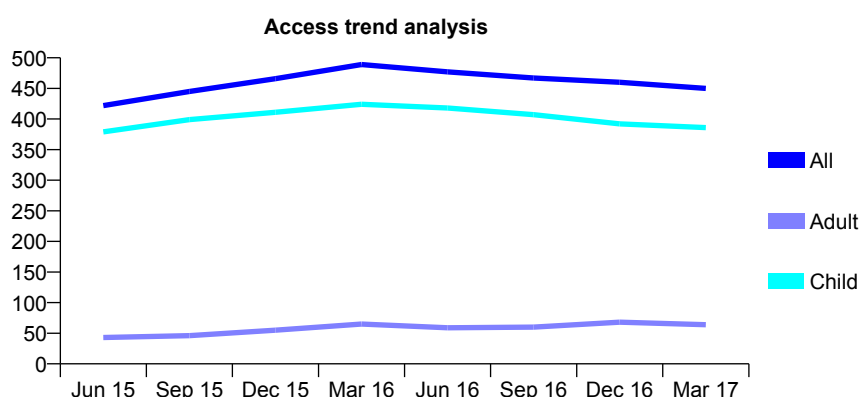
Q67 - Vital Signs At a Glance Contract Report for 165018/0001 - Year end March 2017

Name or company name	Hillton Dentistry
Contract type name	GDS Contract
Purpose of contract	General
Contract start date	09/04/2014
Contract end date	

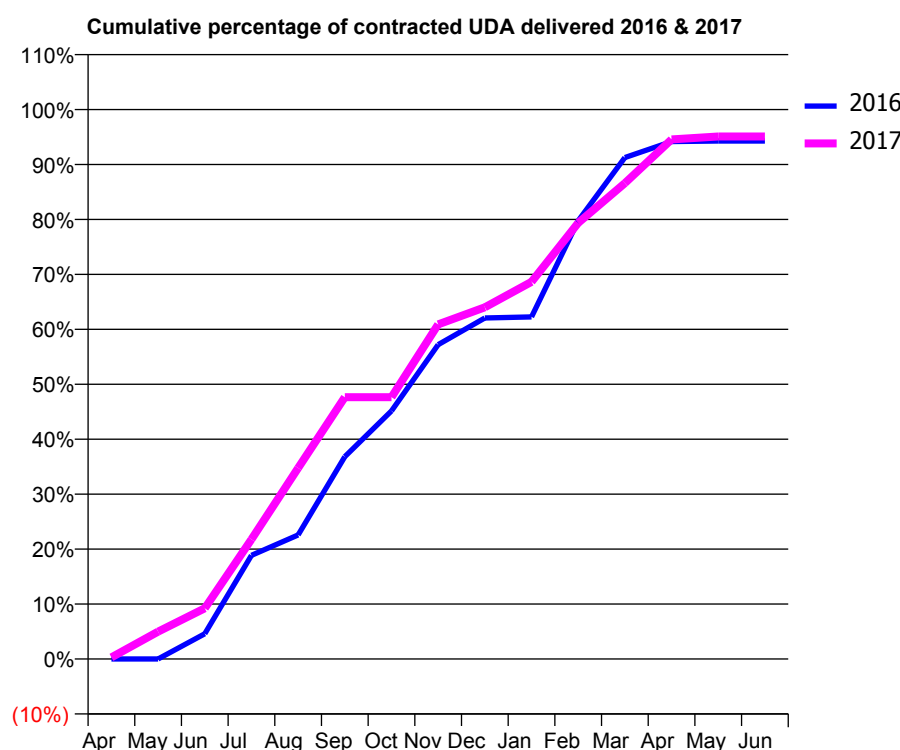
16/17 Contracted general activity (UDA)	1,000
Carry forward general activity (UDA)	0
16/17 Contracted orthodontic activity (UOA)	0
Carry forward orthodontic activity (UOA)	0
Baseline contract value	£22,226.14

ACCESS*

Patients seen in 24 months	Total	Change since previous quarter
Quarter ending March 2016	489	
Quarter ending June 2016	477	↓
Quarter ending September 2016	467	↓
Quarter ending December 2016	460	↓
Quarter ending March 2017	450	↓
Variance since March 2016	(8.0%)	↓



ACTIVITY



Month	Adjusted Scheduled Activity (UDA)	
	2016	2017
April	0	3
May	0	50
June	46	92
July	189	218
August	226	348
September	368	477
October	452	477
November	572	609
December	621	640
January	623	686
February	798	794
March	913	866
April	942	946
May	943	951
June	943	951

QUALITY

	Quantity	Base Number	Contract	AT	Region	England
% of FP17s for the same patient ID Re-attending within 3 months - Children	56	636	8.8%	12.0%	11.9%	12.3%
% of FP17s for the same patient ID Re-attending within 3 months - Adults	6	34	17.6%	17.2%	16.6%	16.7%
% of FP17s for the same patient ID Re-attending between 3 & 9 months - Children	453	636	71.2%	55.4%	60.2%	57.6%
% of FP17s for the same patient ID Re-attending between 3 & 9 months - Adults	22	34	64.7%	48.3%	51.5%	50.1%
% of FP17s for Band 1 Urgent Courses	29	708	4.1%	10.8%	9.5%	9.1%
% of FP17s Relating to Free Repair or Replacements	1	708	0.1%	0.6%	0.7%	0.8%
% of FP17s Relating to Continuations	10	708	1.4%	1.0%	1.2%	1.2%
% of Patients satisfied with the dentistry they have received	1	1	N/A	91.9%	93.1%	92.8%
% of Patients satisfied with the time they had to wait for an appointment	1	1	N/A	88.1%	88.8%	88.7%

* This is based on patients treated on this contract for their most recent course of treatment. Figures in italics indicate the base number of FP17s or Patient Questionnaire responses are less than 100. N/A is shown where the base number of responses is less than 10 during the period. % is calculated as Quantity/Base number*100

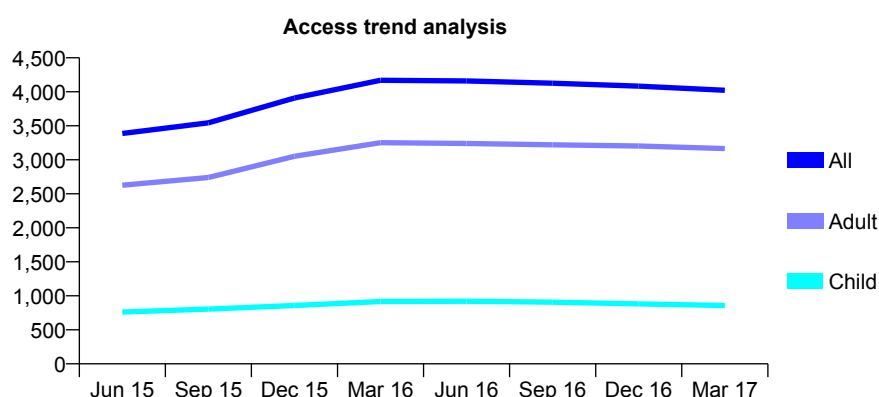
Q67 - Vital Signs At a Glance Contract Report for 165018/0002 - Year end March 2017

Name or company name	Hillton Dentistry
Contract type name	GDS Contract
Purpose of contract	General
Contract start date	09/04/2014
Contract end date	

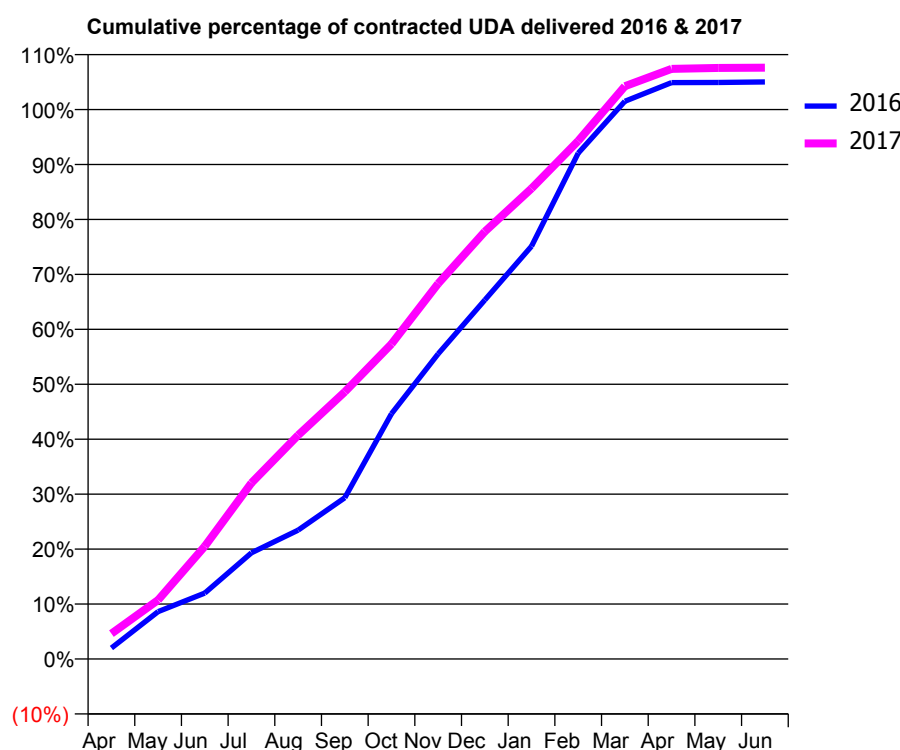
16/17 Contracted general activity (UDA)	9,750
Carry forward general activity (UDA)	-195
16/17 Contracted orthodontic activity (UOA)	0
Carry forward orthodontic activity (UOA)	0
Baseline contract value	£216,700.36

ACCESS*

Patients seen in 24 months	Total	Change since previous quarter
Quarter ending March 2016	4,169	
Quarter ending June 2016	4,160	→
Quarter ending September 2016	4,127	→
Quarter ending December 2016	4,084	↓
Quarter ending March 2017	4,023	↓
Variance since March 2016	(3.5%)	↓



ACTIVITY



Month	Adjusted Scheduled Activity (UDA)	
	2016	2017
April	195	451
May	840	1,048
June	1,169	2,000
July	1,885	3,123
August	2,287	3,970
September	2,862	4,741
October	4,353	5,589
November	5,414	6,661
December	6,372	7,584
January	7,324	8,350
February	8,975	9,194
March	9,896	10,164
April	10,227	10,472
May	10,228	10,487
June	10,238	10,493

QUALITY

	Quantity	Base Number	Contract	AT	Region	England
% of FP17s for the same patient ID Re-attending within 3 months - Children	84	1,357	6.2%	12.0%	11.9%	12.3%
% of FP17s for the same patient ID Re-attending within 3 months - Adults	615	4,902	12.5%	17.2%	16.6%	16.7%
% of FP17s for the same patient ID Re-attending between 3 & 9 months - Children	895	1,357	66.0%	55.4%	60.2%	57.6%
% of FP17s for the same patient ID Re-attending between 3 & 9 months - Adults	3,222	4,902	65.7%	48.3%	51.5%	50.1%
% of FP17s for Band 1 Urgent Courses	376	6,206	6.1%	10.8%	9.5%	9.1%
% of FP17s Relating to Free Repair or Replacements	32	6,206	0.5%	0.6%	0.7%	0.8%
% of FP17s Relating to Continuations	114	6,206	1.8%	1.0%	1.2%	1.2%
% of Patients satisfied with the dentistry they have received	8	10	80.0%	91.9%	93.1%	92.8%
% of Patients satisfied with the time they had to wait for an appointment	9	10	90.0%	88.1%	88.8%	88.7%

* This is based on patients treated on this contract for their most recent course of treatment. Figures in italics indicate the base number of FP17s or Patient Questionnaire responses are less than 100. N/A is shown where the base number of responses is less than 10 during the period. % is calculated as Quantity/Base number*100

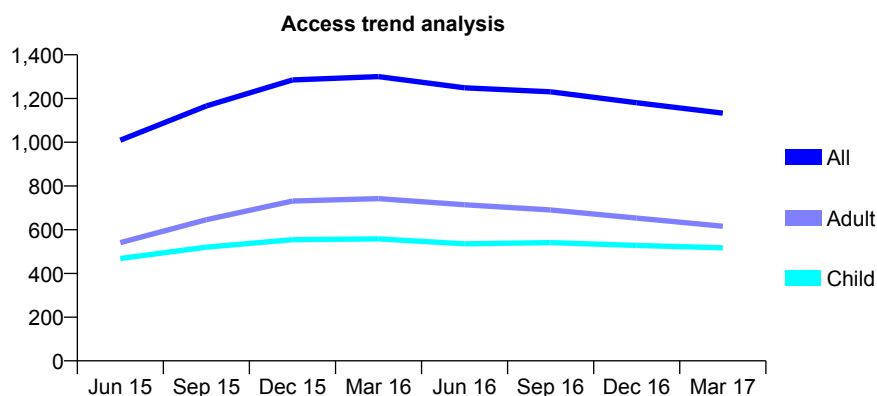
Q67 - Vital Signs At a Glance Contract Report for 165018/0003 - Year end March 2017

Name or company name	Hillton Dentistry
Contract type name	GDS Contract
Purpose of contract	General
Contract start date	09/04/2014
Contract end date	

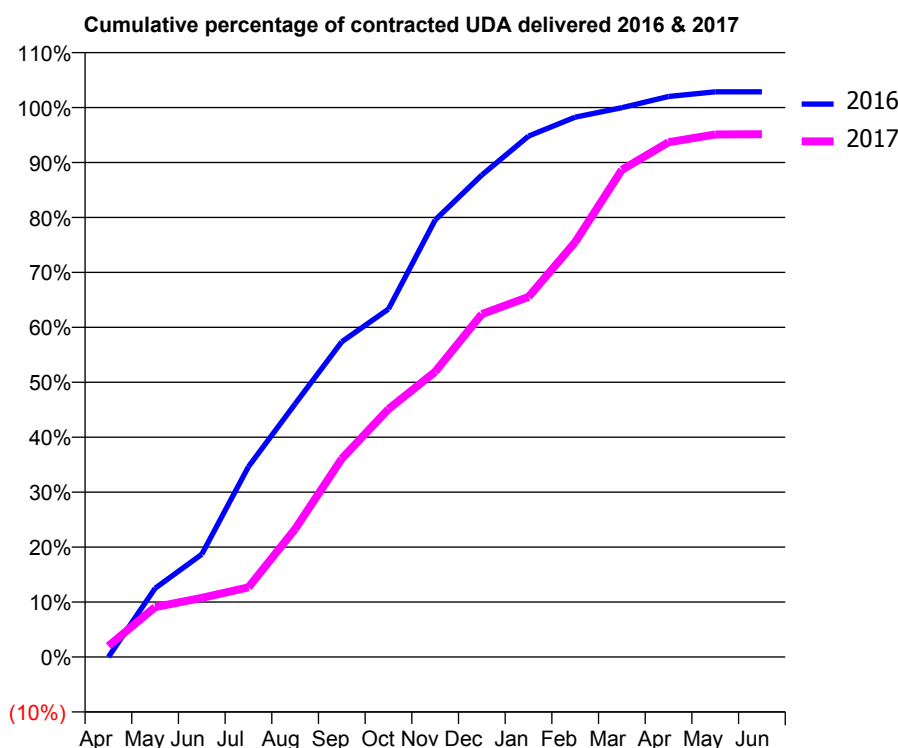
16/17 Contracted general activity (UDA)	2,899
Carry forward general activity (UDA)	-58
16/17 Contracted orthodontic activity (UOA)	0
Carry forward orthodontic activity (UOA)	0
Baseline contract value	£68,927.40

ACCESS*

Patients seen in 24 months	Total	Change since previous quarter
Quarter ending March 2016	1,300	
Quarter ending June 2016	1,249	↓
Quarter ending September 2016	1,231	↓
Quarter ending December 2016	1,181	↓
Quarter ending March 2017	1,133	↓
Variance since March 2016	(12.8%)	↓



ACTIVITY



Month	Adjusted Scheduled Activity (UDA)	
	2016	2017
April	0	58
May	363	264
June	542	312
July	1,004	368
August	1,336	676
September	1,663	1,047
October	1,836	1,308
November	2,306	1,505
December	2,543	1,809
January	2,748	1,900
February	2,848	2,189
March	2,898	2,570
April	2,957	2,716
May	2,982	2,757
June	2,982	2,758

QUALITY

	Quantity	Base Number	Contract	AT	Region	England
% of FP17s for the same patient ID Re-attending within 3 months - Children	22	675	3.3%	12.0%	11.9%	12.3%
% of FP17s for the same patient ID Re-attending within 3 months - Adults	46	634	7.3%	17.2%	16.6%	16.7%
% of FP17s for the same patient ID Re-attending between 3 & 9 months - Children	316	675	46.8%	55.4%	60.2%	57.6%
% of FP17s for the same patient ID Re-attending between 3 & 9 months - Adults	276	634	43.5%	48.3%	51.5%	50.1%
% of FP17s for Band 1 Urgent Courses	50	1,327	3.8%	10.8%	9.5%	9.1%
% of FP17s Relating to Free Repair or Replacements	2	1,327	0.2%	0.6%	0.7%	0.8%
% of FP17s Relating to Continuations	7	1,327	0.5%	1.0%	1.2%	1.2%
% of Patients satisfied with the dentistry they have received	1	1	N/A	91.9%	93.1%	92.8%
% of Patients satisfied with the time they had to wait for an appointment	1	1	N/A	88.1%	88.8%	88.7%

* This is based on patients treated on this contract for their most recent course of treatment. Figures in italics indicate the base number of FP17s or Patient Questionnaire responses are less than 100. N/A is shown where the base number of responses is less than 10 during the period. % is calculated as Quantity/Base number*100

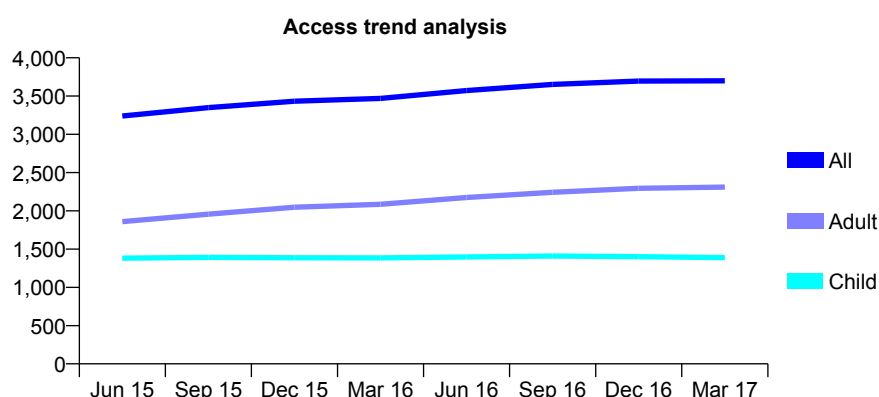
Q67 - Vital Signs At a Glance Contract Report for 165417/0001 - Year end March 2017

Name or company name	Lavender Dental Care Ltd
Contract type name	GDS Contract
Purpose of contract	General
Contract start date	01/04/2011
Contract end date	

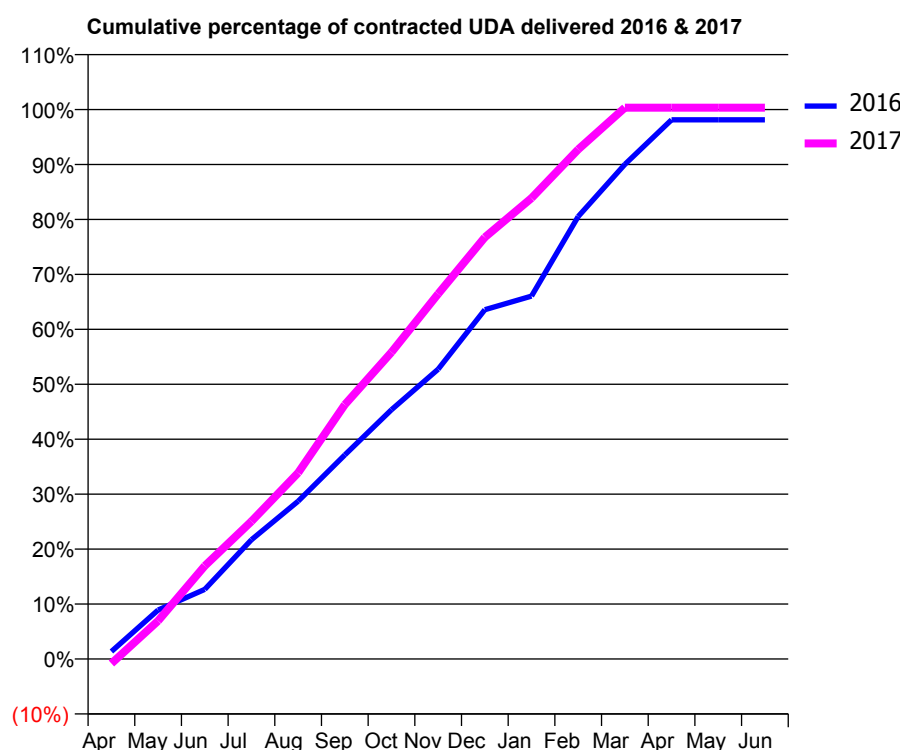
16/17 Contracted general activity (UDA)	9,627
Carry forward general activity (UDA)	180
16/17 Contracted orthodontic activity (UOA)	0
Carry forward orthodontic activity (UOA)	0
Baseline contract value	£242,739.43

ACCESS*

Patients seen in 24 months	Total	Change since previous quarter
Quarter ending March 2016	3,470	
Quarter ending June 2016	3,572	↑
Quarter ending September 2016	3,652	↑
Quarter ending December 2016	3,696	→
Quarter ending March 2017	3,700	→
Variance since March 2016	6.6%	↑



ACTIVITY



Adjusted Scheduled Activity (UDA)		
Month	2016	2017
April	133	-80
May	858	670
June	1,221	1,632
July	2,091	2,412
August	2,764	3,262
September	3,575	4,455
October	4,366	5,375
November	5,077	6,397
December	6,119	7,388
January	6,357	8,074
February	7,754	8,928
March	8,667	9,659
April	9,446	9,660
May	9,446	9,660
June	9,447	9,660

QUALITY

	Quantity	Base Number	Contract	AT	Region	England
% of FP17s for the same patient ID Re-attending within 3 months - Children	172	2,326	7.4%	12.0%	11.9%	12.3%
% of FP17s for the same patient ID Re-attending within 3 months - Adults	429	3,131	13.7%	17.2%	16.6%	16.7%
% of FP17s for the same patient ID Re-attending between 3 & 9 months - Children	1,536	2,326	66.0%	55.4%	60.2%	57.6%
% of FP17s for the same patient ID Re-attending between 3 & 9 months - Adults	1,791	3,131	57.2%	48.3%	51.5%	50.1%
% of FP17s for Band 1 Urgent Courses	283	4,330	6.5%	10.8%	9.5%	9.1%
% of FP17s Relating to Free Repair or Replacements	42	4,330	1.0%	0.6%	0.7%	0.8%
% of FP17s Relating to Continuations	49	4,330	1.1%	1.0%	1.2%	1.2%
% of Patients satisfied with the dentistry they have received	10	12	83.3%	91.9%	93.1%	92.8%
% of Patients satisfied with the time they had to wait for an appointment	9	12	75.0%	88.1%	88.8%	88.7%

* This is based on patients treated on this contract for their most recent course of treatment. Figures in italics indicate the base number of FP17s or Patient Questionnaire responses are less than 100. N/A is shown where the base number of responses is less than 10 during the period. % is calculated as Quantity/Base number*100

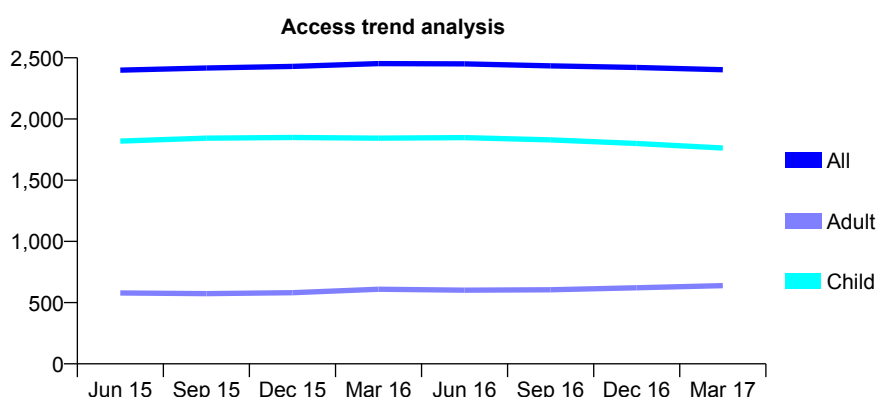
Q67 - Vital Signs At a Glance Contract Report for 166758/0001 - Year end March 2017

Name or company name	The Blockley Partnership
Contract type name	GDS Contract
Purpose of contract	General
Contract start date	01/04/2011
Contract end date	

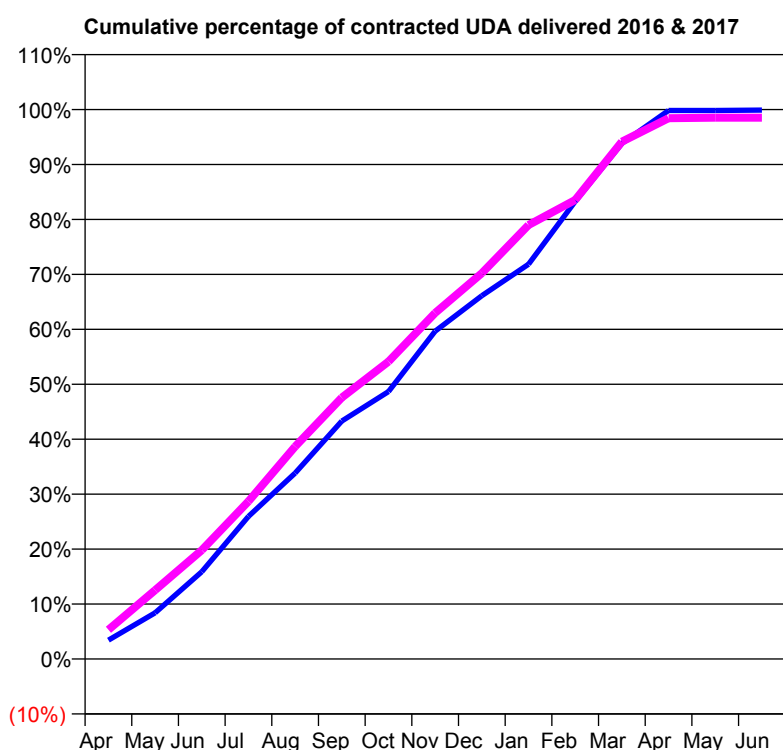
16/17 Contracted general activity (UDA)	5,213
Carry forward general activity (UDA)	6
16/17 Contracted orthodontic activity (UOA)	0
Carry forward orthodontic activity (UOA)	0
Baseline contract value	£127,459.90

ACCESS*

Patients seen in 24 months	Total	Change since previous quarter
Quarter ending March 2016	2,453	
Quarter ending June 2016	2,450	→
Quarter ending September 2016	2,434	→
Quarter ending December 2016	2,421	→
Quarter ending March 2017	2,402	→
Variance since March 2016	(2.1%)	↓



ACTIVITY



Adjusted Scheduled Activity (UDA)		
Month	2016	2017
April	180	278
May	439	653
June	828	1,033
July	1,353	1,495
August	1,764	2,016
September	2,257	2,481
October	2,537	2,821
November	3,110	3,283
December	3,446	3,661
January	3,746	4,117
February	4,341	4,355
March	4,891	4,907
April	5,204	5,131
May	5,204	5,135
June	5,207	5,135

QUALITY

	Quantity	Base Number	Contract	AT	Region	England
% of FP17s for the same patient ID Re-attending within 3 months - Children	233	2,947	7.9%	12.0%	11.9%	12.3%
% of FP17s for the same patient ID Re-attending within 3 months - Adults	53	564	9.4%	17.2%	16.6%	16.7%
% of FP17s for the same patient ID Re-attending between 3 & 9 months - Children	1,999	2,947	67.8%	55.4%	60.2%	57.6%
% of FP17s for the same patient ID Re-attending between 3 & 9 months - Adults	278	564	49.3%	48.3%	51.5%	50.1%
% of FP17s for Band 1 Urgent Courses	119	3,453	3.4%	10.8%	9.5%	9.1%
% of FP17s Relating to Free Repair or Replacements	0	3,453	0.0%	0.6%	0.7%	0.8%
% of FP17s Relating to Continuations	1	3,453	0.0%	1.0%	1.2%	1.2%
% of Patients satisfied with the dentistry they have received	3	3	N/A	91.9%	93.1%	92.8%
% of Patients satisfied with the time they had to wait for an appointment	3	3	N/A	88.1%	88.8%	88.7%

* This is based on patients treated on this contract for their most recent course of treatment. Figures in italics indicate the base number of FP17s or Patient Questionnaire responses are less than 100. N/A is shown where the base number of responses is less than 10 during the period. % is calculated as Quantity/Base number*100

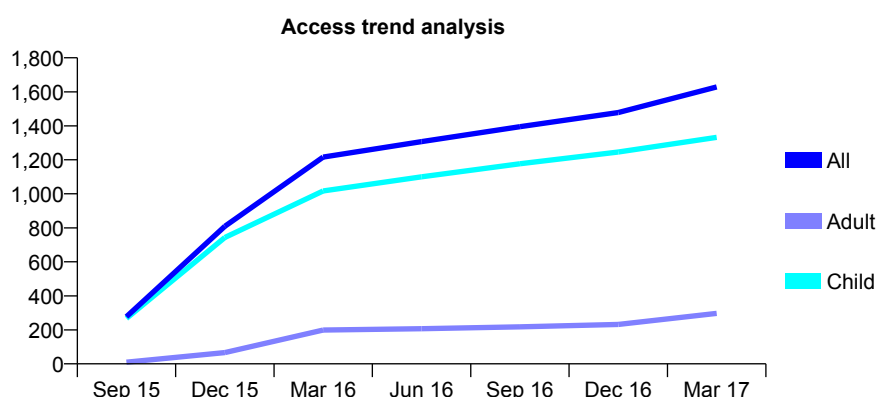
Q67 - Vital Signs At a Glance Contract Report for 171204/0001 - Year end March 2017

Name or company name	Manzoor and Shah
Contract type name	GDS Contract
Purpose of contract	General
Contract start date	01/08/2015
Contract end date	

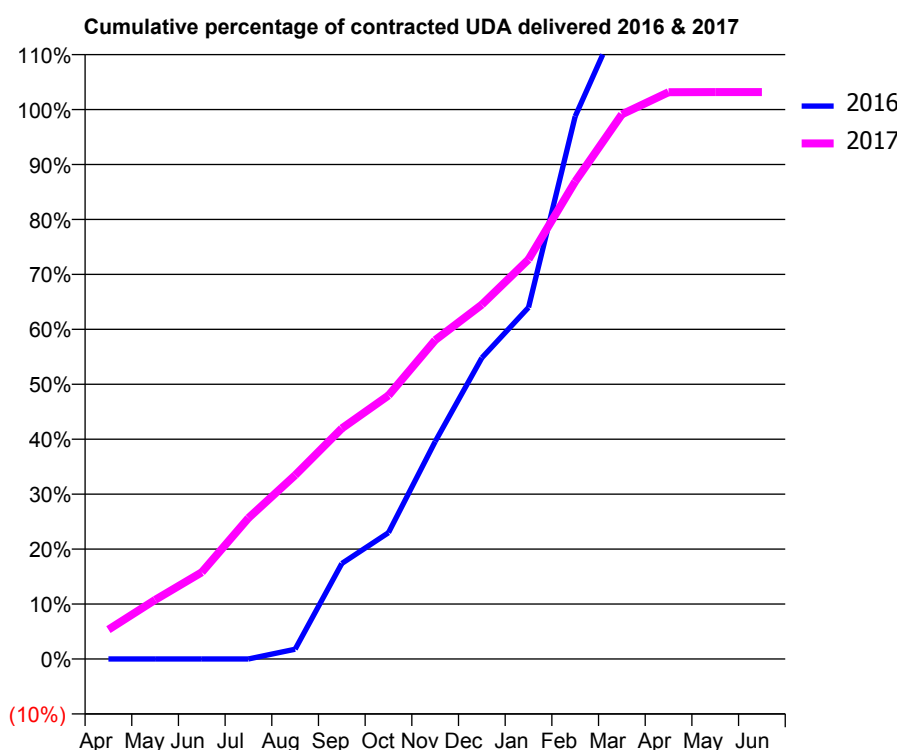
16/17 Contracted general activity (UDA)	3,946
Carry forward general activity (UDA)	-79
16/17 Contracted orthodontic activity (UOA)	0
Carry forward orthodontic activity (UOA)	0
Baseline contract value	£96,481.26

ACCESS*

Patients seen in 24 months	Total	Change since previous quarter
Quarter ending March 2016	1,216	
Quarter ending June 2016	1,307	↑
Quarter ending September 2016	1,395	↑
Quarter ending December 2016	1,478	↑
Quarter ending March 2017	1,629	↑
Variance since March 2016	34.0%	↑



ACTIVITY



Adjusted Scheduled Activity (UDA)		
Month	2016	2017
April	0	211
May	0	425
June	0	623
July	0	1,013
August	41	1,320
September	400	1,657
October	529	1,893
November	910	2,290
December	1,261	2,545
January	1,472	2,870
February	2,272	3,429
March	2,710	3,911
April	2,967	4,070
May	2,977	4,071
June	2,977	4,071

QUALITY

	Quantity	Base Number	Contract	AT	Region	England
% of FP17s for the same patient ID Re-attending within 3 months - Children	192	2,310	8.3%	12.0%	11.9%	12.3%
% of FP17s for the same patient ID Re-attending within 3 months - Adults	18	157	11.5%	17.2%	16.6%	16.7%
% of FP17s for the same patient ID Re-attending between 3 & 9 months - Children	1,291	2,310	55.9%	55.4%	60.2%	57.6%
% of FP17s for the same patient ID Re-attending between 3 & 9 months - Adults	45	157	28.7%	48.3%	51.5%	50.1%
% of FP17s for Band 1 Urgent Courses	95	2,392	4.0%	10.8%	9.5%	9.1%
% of FP17s Relating to Free Repair or Replacements	0	2,392	0.0%	0.6%	0.7%	0.8%
% of FP17s Relating to Continuations	1	2,392	0.0%	1.0%	1.2%	1.2%
% of Patients satisfied with the dentistry they have received	0	0	N/A	91.9%	93.1%	92.8%
% of Patients satisfied with the time they had to wait for an appointment	0	0	N/A	88.1%	88.8%	88.7%

* This is based on patients treated on this contract for their most recent course of treatment. Figures in italics indicate the base number of FP17s or Patient Questionnaire responses are less than 100. N/A is shown where the base number of responses is less than 10 during the period. % is calculated as Quantity/Base number*100

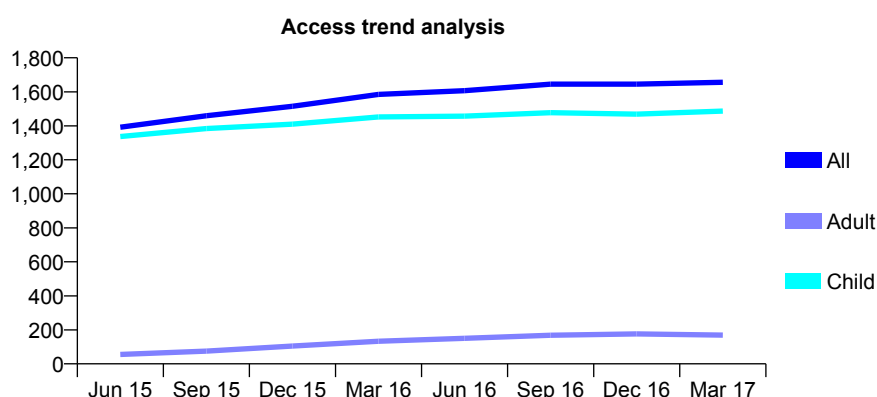
Q67 - Vital Signs At a Glance Contract Report for 172111/0002 - Year end March 2017

Name or company name	Rainham Dental Surgery
Contract type name	GDS Contract
Purpose of contract	General
Contract start date	05/06/2014
Contract end date	

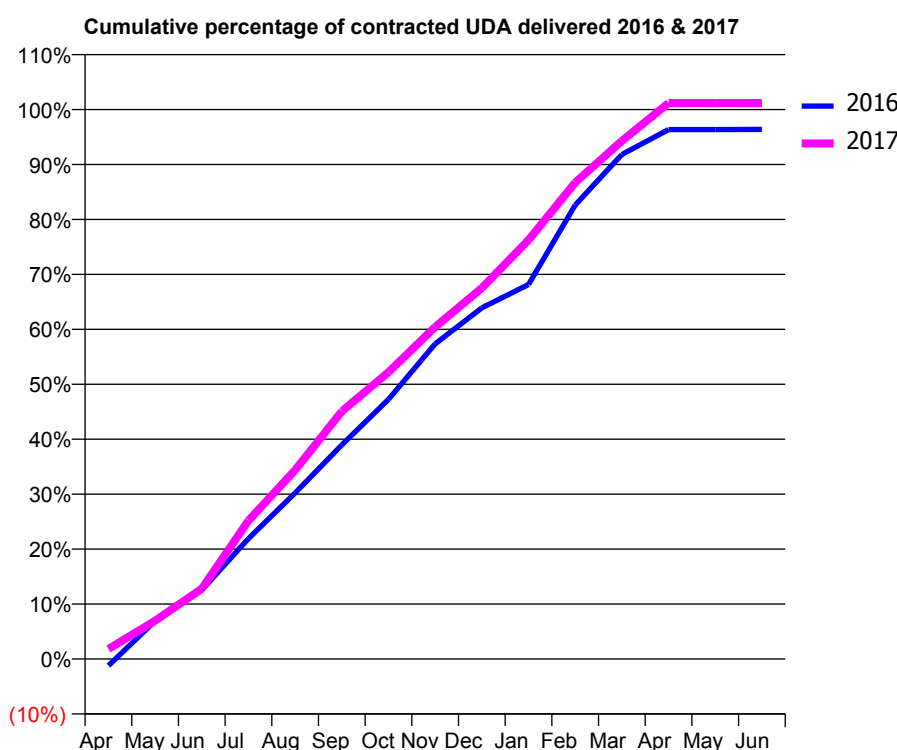
16/17 Contracted general activity (UDA)	3,250
Carry forward general activity (UDA)	117
16/17 Contracted orthodontic activity (UOA)	0
Carry forward orthodontic activity (UOA)	0
Baseline contract value	£81,953.31

ACCESS*

Patients seen in 24 months	Total	Change since previous quarter
Quarter ending March 2016	1,585	
Quarter ending June 2016	1,607	→
Quarter ending September 2016	1,645	↑
Quarter ending December 2016	1,645	→
Quarter ending March 2017	1,656	→
Variance since March 2016	4.5%	↑



ACTIVITY



Month	Adjusted Scheduled Activity (UDA)	
	2016	2017
April	-40	59
May	225	227
June	408	416
July	713	819
August	982	1,118
September	1,266	1,465
October	1,536	1,697
November	1,864	1,964
December	2,077	2,194
January	2,215	2,478
February	2,685	2,818
March	2,984	3,064
April	3,132	3,288
May	3,132	3,288
June	3,133	3,288

QUALITY

	Quantity	Base Number	Contract	AT	Region	England
% of FP17s for the same patient ID Re-attending within 3 months - Children	138	2,482	5.6%	12.0%	11.9%	12.3%
% of FP17s for the same patient ID Re-attending within 3 months - Adults	4	87	4.6%	17.2%	16.6%	16.7%
% of FP17s for the same patient ID Re-attending between 3 & 9 months - Children	1,703	2,482	68.6%	55.4%	60.2%	57.6%
% of FP17s for the same patient ID Re-attending between 3 & 9 months - Adults	56	87	64.4%	48.3%	51.5%	50.1%
% of FP17s for Band 1 Urgent Courses	42	2,633	1.6%	10.8%	9.5%	9.1%
% of FP17s Relating to Free Repair or Replacements	0	2,633	0.0%	0.6%	0.7%	0.8%
% of FP17s Relating to Continuations	1	2,633	0.0%	1.0%	1.2%	1.2%
% of Patients satisfied with the dentistry they have received	2	2	N/A	91.9%	93.1%	92.8%
% of Patients satisfied with the time they had to wait for an appointment	2	2	N/A	88.1%	88.8%	88.7%

* This is based on patients treated on this contract for their most recent course of treatment. Figures in italics indicate the base number of FP17s or Patient Questionnaire responses are less than 100. N/A is shown where the base number of responses is less than 10 during the period. % is calculated as Quantity/Base number*100

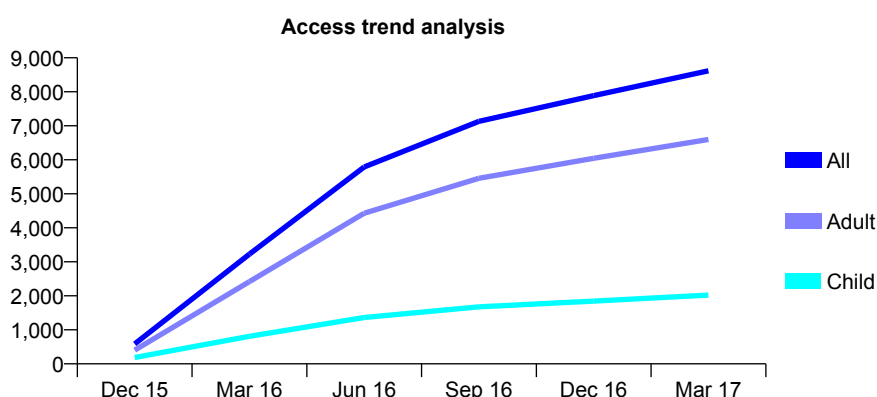
Q67 - Vital Signs At a Glance Contract Report for 175153/0001 - Year end March 2017

Name or company name	Harbour Dental Practice Partnership
Contract type name	GDS Contract
Purpose of contract	General
Contract start date	01/12/2015
Contract end date	

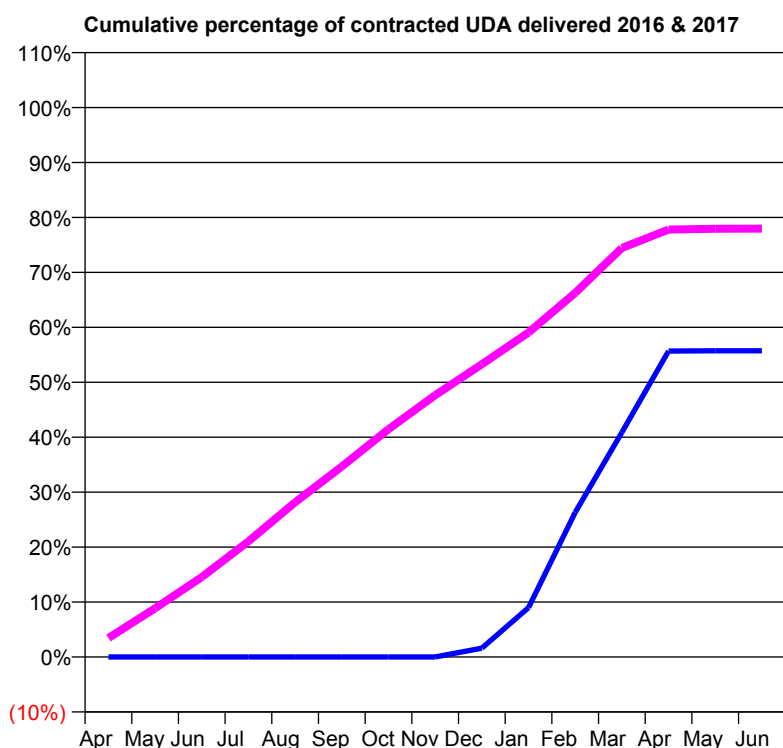
16/17 Contracted general activity (UDA)	34,114
Carry forward general activity (UDA)	0
16/17 Contracted orthodontic activity (UOA)	0
Carry forward orthodontic activity (UOA)	0
Baseline contract value	£938,728.43

ACCESS*

Patients seen in 24 months	Total	Change since previous quarter
Quarter ending March 2016	3,226	
Quarter ending June 2016	5,792	↑
Quarter ending September 2016	7,133	↑
Quarter ending December 2016	7,890	↑
Quarter ending March 2017	8,619	↑
Variance since March 2016	167.2%	↑



ACTIVITY



Adjusted Scheduled Activity (UDA)		
Month	2016	2017
April	0	1,177
May	0	3,030
June	0	4,961
July	0	7,183
August	0	9,604
September	0	11,827
October	0	14,144
November	0	16,255
December	184	18,176
January	1,023	20,143
February	2,993	22,603
March	4,649	25,393
April	6,332	26,539
May	6,337	26,590
June	6,338	26,598

QUALITY

	Quantity	Base Number	Contract	AT	Region	England
% of FP17s for the same patient ID Re-attending within 3 months - Children	170	3,139	5.4%	12.0%	11.9%	12.3%
% of FP17s for the same patient ID Re-attending within 3 months - Adults	1,224	10,750	11.4%	17.2%	16.6%	16.7%
% of FP17s for the same patient ID Re-attending between 3 & 9 months - Children	1,209	3,139	38.5%	55.4%	60.2%	57.6%
% of FP17s for the same patient ID Re-attending between 3 & 9 months - Adults	4,169	10,750	38.8%	48.3%	51.5%	50.1%
% of FP17s for Band 1 Urgent Courses	1,063	13,532	7.9%	10.8%	9.5%	9.1%
% of FP17s Relating to Free Repair or Replacements	62	13,532	0.5%	0.6%	0.7%	0.8%
% of FP17s Relating to Continuations	221	13,532	1.6%	1.0%	1.2%	1.2%
% of Patients satisfied with the dentistry they have received	27	29	93.1%	91.9%	93.1%	92.8%
% of Patients satisfied with the time they had to wait for an appointment	28	29	96.6%	88.1%	88.8%	88.7%

* This is based on patients treated on this contract for their most recent course of treatment. Figures in italics indicate the base number of FP17s or Patient Questionnaire responses are less than 100. N/A is shown where the base number of responses is less than 10 during the period. % is calculated as Quantity/Base number*100

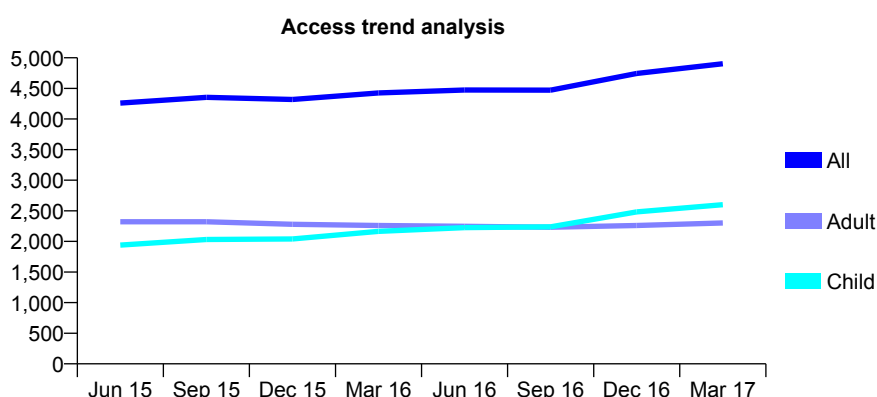
Q67 - Vital Signs At a Glance Contract Report for 175420/0004 - Year end March 2017

Name or company name	Simon Collins Community Dental Service
Contract type name	PDS Contract
Purpose of contract	General
Contract start date	01/12/2012
Contract end date	31/03/2019

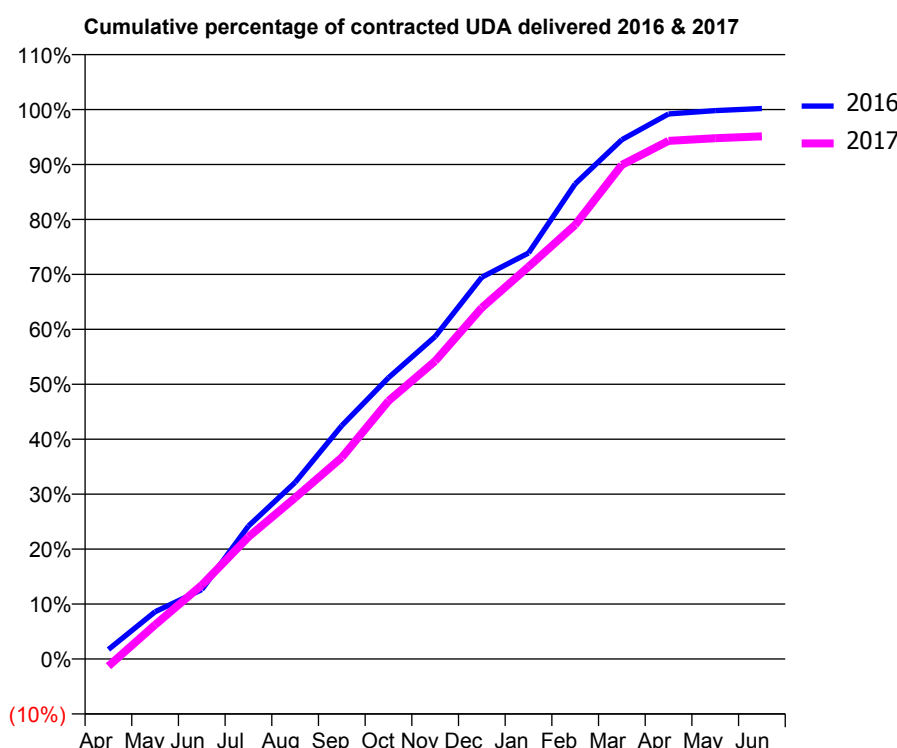
16/17 Contracted general activity (UDA)	14,592
Carry forward general activity (UDA)	578
16/17 Contracted orthodontic activity (UOA)	0
Carry forward orthodontic activity (UOA)	0
Baseline contract value	£1,722,488.98

ACCESS*

Patients seen in 24 months	Total	Change since previous quarter
Quarter ending March 2016	4,426	
Quarter ending June 2016	4,473	→
Quarter ending September 2016	4,472	→
Quarter ending December 2016	4,744	↑
Quarter ending March 2017	4,902	↑
Variance since March 2016	10.8%	↑



ACTIVITY



Adjusted Scheduled Activity (UDA)		
Month	2016	2017
April	252	-195
May	1,256	907
June	1,844	1,964
July	3,533	3,240
August	4,691	4,283
September	6,199	5,352
October	7,471	6,855
November	8,563	7,914
December	10,139	9,329
January	10,780	10,416
February	12,620	11,527
March	13,789	13,121
April	14,474	13,759
May	14,563	13,830
June	14,619	13,880

QUALITY

	Quantity	Base Number	Contract	AT	Region	England
% of FP17s for the same patient ID Re-attending within 3 months - Children	480	4,598	10.4%	12.0%	11.9%	12.3%
% of FP17s for the same patient ID Re-attending within 3 months - Adults	551	2,998	18.4%	17.2%	16.6%	16.7%
% of FP17s for the same patient ID Re-attending between 3 & 9 months - Children	1,299	4,598	28.3%	55.4%	60.2%	57.6%
% of FP17s for the same patient ID Re-attending between 3 & 9 months - Adults	1,188	2,998	39.6%	48.3%	51.5%	50.1%
% of FP17s for Band 1 Urgent Courses	564	7,567	7.5%	10.8%	9.5%	9.1%
% of FP17s Relating to Free Repair or Replacements	16	7,567	0.2%	0.6%	0.7%	0.8%
% of FP17s Relating to Continuations	129	7,567	1.7%	1.0%	1.2%	1.2%
% of Patients satisfied with the dentistry they have received	5	5	N/A	91.9%	93.1%	92.8%
% of Patients satisfied with the time they had to wait for an appointment	5	5	N/A	88.1%	88.8%	88.7%

* This is based on patients treated on this contract for their most recent course of treatment. Figures in italics indicate the base number of FP17s or Patient Questionnaire responses are less than 100. N/A is shown where the base number of responses is less than 10 during the period. % is calculated as Quantity/Base number*100

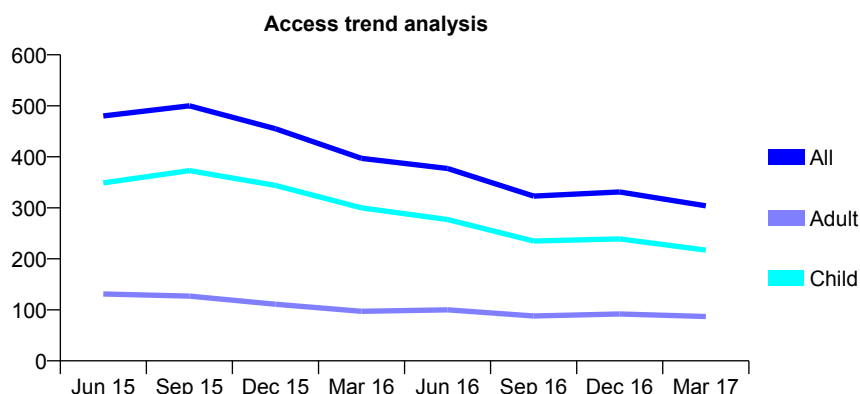
Q67 - Vital Signs At a Glance Contract Report for 175420/0005 - Year end March 2017

Name or company name	Simon Collins Community Dental Service
Contract type name	PDS Contract
Purpose of contract	General
Contract start date	01/12/2012
Contract end date	31/03/2019

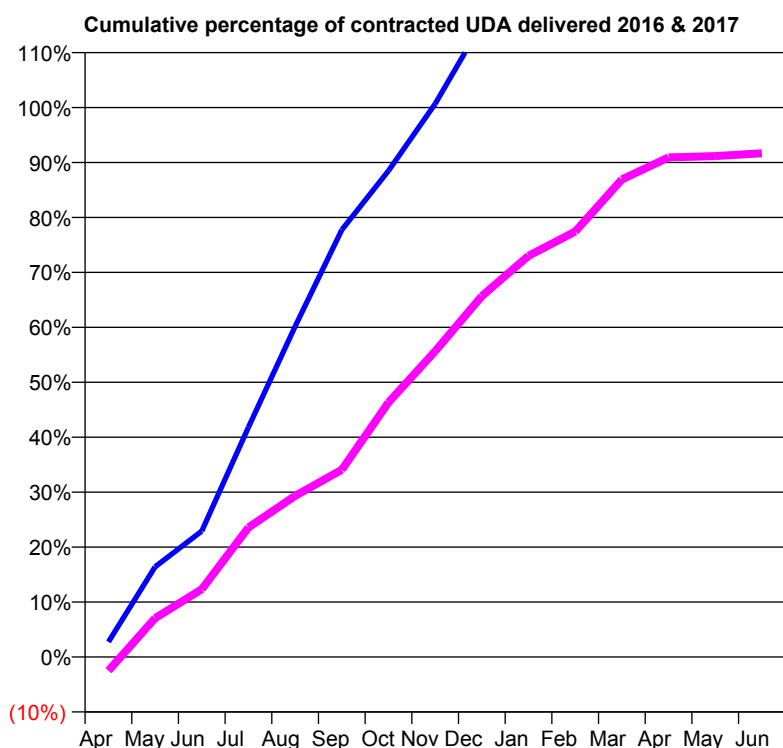
16/17 Contracted general activity (UDA)	1,200
Carry forward general activity (UDA)	48
16/17 Contracted orthodontic activity (UOA)	0
Carry forward orthodontic activity (UOA)	0
Baseline contract value	£106,754.93

ACCESS*

Patients seen in 24 months	Total	Change since previous quarter
Quarter ending March 2016	397	
Quarter ending June 2016	377	↓
Quarter ending September 2016	323	↓
Quarter ending December 2016	331	↑
Quarter ending March 2017	304	↓
Variance since March 2016	(23.4%)	↓



ACTIVITY



Month	Adjusted Scheduled Activity (UDA)	
	2016	2017
April	33	-30
May	197	85
June	275	148
July	502	283
August	722	352
September	933	409
October	1,062	556
November	1,208	668
December	1,383	788
January	1,448	876
February	1,631	929
March	1,714	1,043
April	1,763	1,091
May	1,787	1,094
June	1,791	1,100

QUALITY

	Quantity	Base Number	Contract	AT	Region	England
% of FP17s for the same patient ID Re-attending within 3 months - Children	3	282	1.1%	12.0%	11.9%	12.3%
% of FP17s for the same patient ID Re-attending within 3 months - Adults	2	97	2.1%	17.2%	16.6%	16.7%
% of FP17s for the same patient ID Re-attending between 3 & 9 months - Children	5	282	1.8%	55.4%	60.2%	57.6%
% of FP17s for the same patient ID Re-attending between 3 & 9 months - Adults	7	97	7.2%	48.3%	51.5%	50.1%
% of FP17s for Band 1 Urgent Courses	0	375	0.0%	10.8%	9.5%	9.1%
% of FP17s Relating to Free Repair or Replacements	0	375	0.0%	0.6%	0.7%	0.8%
% of FP17s Relating to Continuations	5	375	1.3%	1.0%	1.2%	1.2%
% of Patients satisfied with the dentistry they have received	1	1	N/A	91.9%	93.1%	92.8%
% of Patients satisfied with the time they had to wait for an appointment	1	1	N/A	88.1%	88.8%	88.7%

* This is based on patients treated on this contract for their most recent course of treatment. Figures in italics indicate the base number of FP17s or Patient Questionnaire responses are less than 100. N/A is shown where the base number of responses is less than 10 during the period. % is calculated as Quantity/Base number*100

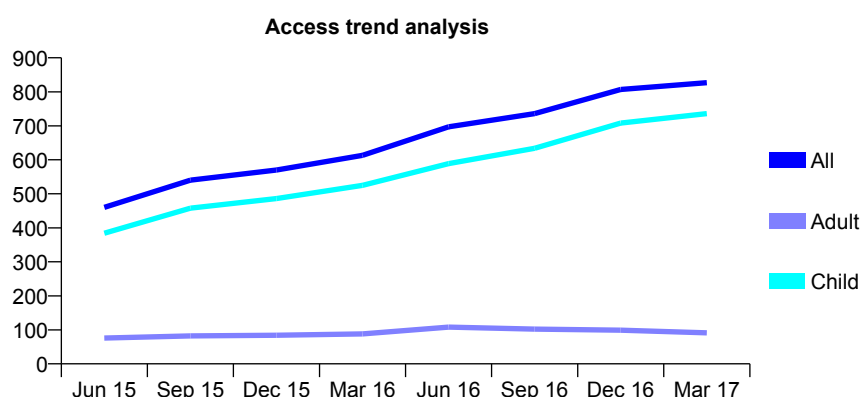
Q67 - Vital Signs At a Glance Contract Report for 175420/0006 - Year end March 2017

Name or company name	Simon Collins Community Dental Service
Contract type name	PDS Contract
Purpose of contract	General
Contract start date	01/12/2012
Contract end date	31/03/2019

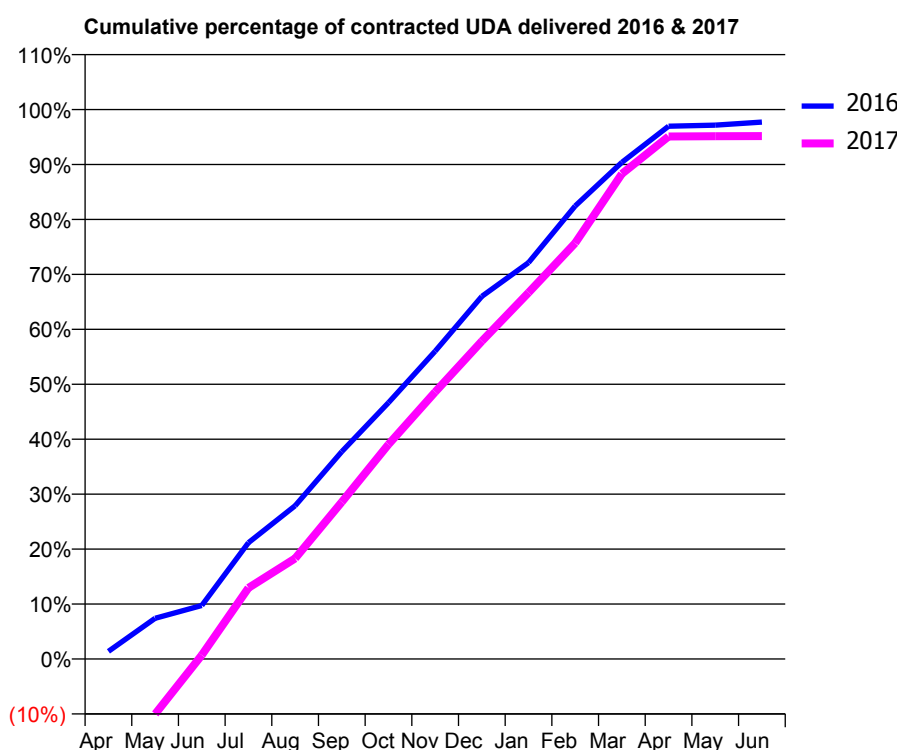
16/17 Contracted general activity (UDA)	2,358
Carry forward general activity (UDA)	519
16/17 Contracted orthodontic activity (UOA)	0
Carry forward orthodontic activity (UOA)	0
Baseline contract value	£717,501.26

ACCESS*

Patients seen in 24 months	Total	Change since previous quarter
Quarter ending March 2016	613	
Quarter ending June 2016	697	↑
Quarter ending September 2016	736	↑
Quarter ending December 2016	807	↑
Quarter ending March 2017	827	↑
Variance since March 2016	34.9%	↑



ACTIVITY



Adjusted Scheduled Activity (UDA)		
Month	2016	2017
April	33	-493
May	175	-237
June	230	17
July	499	305
August	658	432
September	890	674
October	1,100	921
November	1,321	1,146
December	1,556	1,364
January	1,701	1,572
February	1,944	1,785
March	2,131	2,082
April	2,286	2,242
May	2,291	2,243
June	2,304	2,244

QUALITY

	Quantity	Base Number	Contract	AT	Region	England
% of FP17s for the same patient ID Re-attending within 3 months - Children	3	856	0.4%	12.0%	11.9%	12.3%
% of FP17s for the same patient ID Re-attending within 3 months - Adults	0	105	0.0%	17.2%	16.6%	16.7%
% of FP17s for the same patient ID Re-attending between 3 & 9 months - Children	1	856	0.1%	55.4%	60.2%	57.6%
% of FP17s for the same patient ID Re-attending between 3 & 9 months - Adults	3	105	2.9%	48.3%	51.5%	50.1%
% of FP17s for Band 1 Urgent Courses	1	948	0.1%	10.8%	9.5%	9.1%
% of FP17s Relating to Free Repair or Replacements	0	948	0.0%	0.6%	0.7%	0.8%
% of FP17s Relating to Continuations	9	948	0.9%	1.0%	1.2%	1.2%
% of Patients satisfied with the dentistry they have received	2	2	N/A	91.9%	93.1%	92.8%
% of Patients satisfied with the time they had to wait for an appointment	1	2	N/A	88.1%	88.8%	88.7%

* This is based on patients treated on this contract for their most recent course of treatment. Figures in italics indicate the base number of FP17s or Patient Questionnaire responses are less than 100. N/A is shown where the base number of responses is less than 10 during the period. % is calculated as Quantity/Base number*100

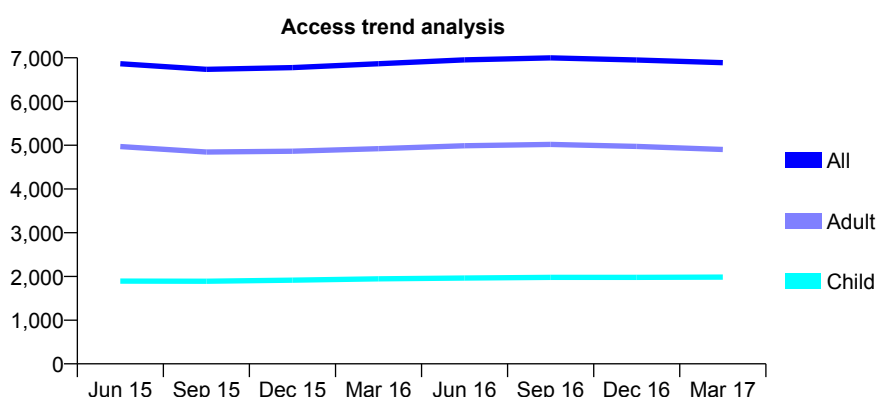
Q67 - Vital Signs At a Glance Contract Report for 176125/0001 - Year end March 2017

Name or company name	Uddin & Akhtar
Contract type name	GDS Contract
Purpose of contract	General
Contract start date	01/01/2011
Contract end date	

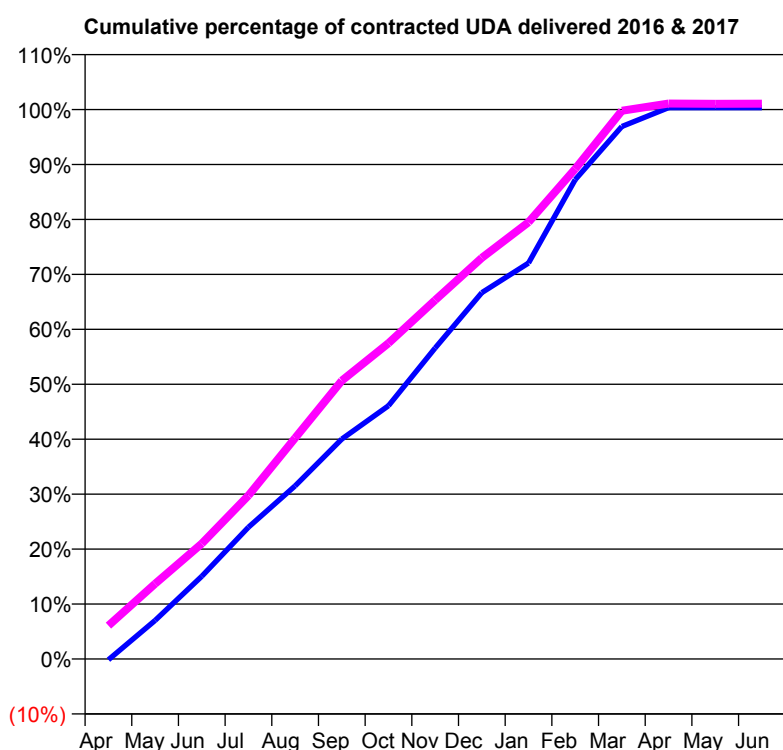
16/17 Contracted general activity (UDA)	20,060
Carry forward general activity (UDA)	-66
16/17 Contracted orthodontic activity (UOA)	0
Carry forward orthodontic activity (UOA)	0
Baseline contract value	£548,884.61

ACCESS*

Patients seen in 24 months	Total	Change since previous quarter
Quarter ending March 2016	6,863	
Quarter ending June 2016	6,952	→
Quarter ending September 2016	6,997	→
Quarter ending December 2016	6,951	→
Quarter ending March 2017	6,889	→
Variance since March 2016	0.4%	→



ACTIVITY



Adjusted Scheduled Activity (UDA)		
Month	2016	2017
April	-34	1,217
May	1,408	2,746
June	3,022	4,215
July	4,812	5,969
August	6,321	8,071
September	8,029	10,160
October	9,245	11,531
November	11,355	13,103
December	13,376	14,644
January	14,454	15,946
February	17,499	17,893
March	19,440	20,014
April	20,126	20,276
May	20,126	20,269
June	20,126	20,273

QUALITY

	Quantity	Base Number	Contract	AT	Region	England
% of FP17s for the same patient ID Re-attending within 3 months - Children	191	3,002	6.4%	12.0%	11.9%	12.3%
% of FP17s for the same patient ID Re-attending within 3 months - Adults	804	6,666	12.1%	17.2%	16.6%	16.7%
% of FP17s for the same patient ID Re-attending between 3 & 9 months - Children	1,645	3,002	54.8%	55.4%	60.2%	57.6%
% of FP17s for the same patient ID Re-attending between 3 & 9 months - Adults	3,551	6,666	53.3%	48.3%	51.5%	50.1%
% of FP17s for Band 1 Urgent Courses	711	8,971	7.9%	10.8%	9.5%	9.1%
% of FP17s Relating to Free Repair or Replacements	76	8,971	0.8%	0.6%	0.7%	0.8%
% of FP17s Relating to Continuations	34	8,971	0.4%	1.0%	1.2%	1.2%
% of Patients satisfied with the dentistry they have received	7	7	N/A	91.9%	93.1%	92.8%
% of Patients satisfied with the time they had to wait for an appointment	5	7	N/A	88.1%	88.8%	88.7%

* This is based on patients treated on this contract for their most recent course of treatment. Figures in italics indicate the base number of FP17s or Patient Questionnaire responses are less than 100. N/A is shown where the base number of responses is less than 10 during the period. % is calculated as Quantity/Base number*100

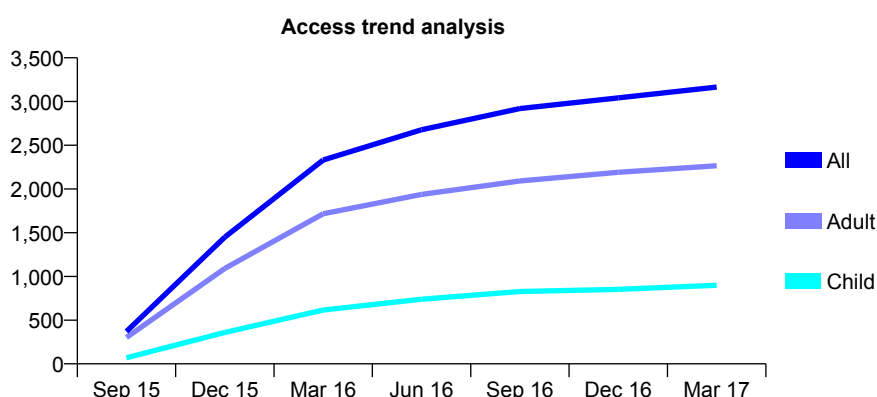
Q67 - Vital Signs At a Glance Contract Report for 176680/0001 - Year end March 2017

Name or company name	Tricon House Dental Practice
Contract type name	GDS Contract
Purpose of contract	General
Contract start date	01/09/2015
Contract end date	

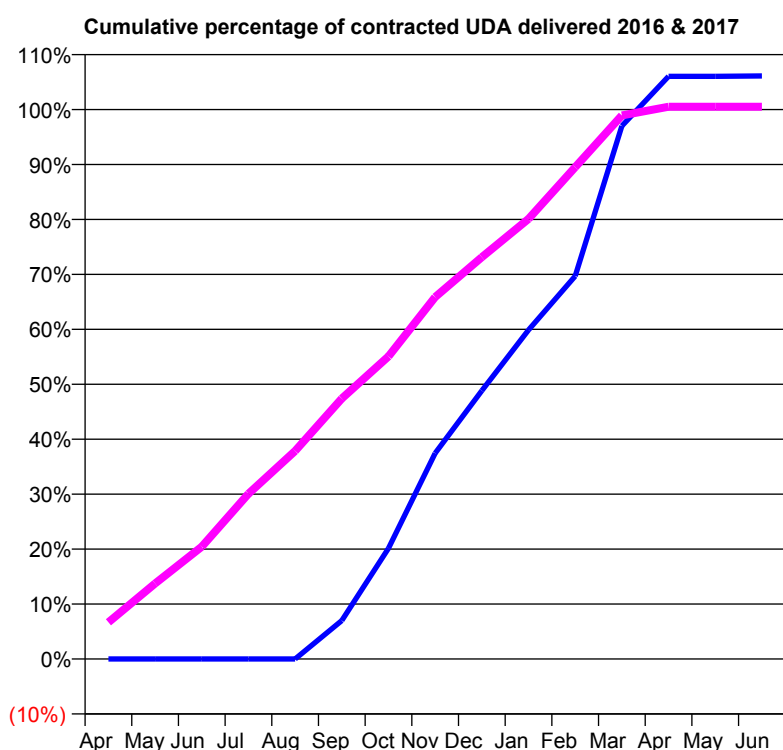
16/17 Contracted general activity (UDA)	8,599
Carry forward general activity (UDA)	-40
16/17 Contracted orthodontic activity (UOA)	0
Carry forward orthodontic activity (UOA)	0
Baseline contract value	£210,248.94

ACCESS*

Patients seen in 24 months	Total	Change since previous quarter
Quarter ending March 2016	2,331	
Quarter ending June 2016	2,677	↑
Quarter ending September 2016	2,920	↑
Quarter ending December 2016	3,042	↑
Quarter ending March 2017	3,165	↑
Variance since March 2016	35.8%	↑



ACTIVITY



Month	Adjusted Scheduled Activity (UDA)	
	2016	2017
April	0	575
May	0	1,181
June	0	1,757
July	0	2,587
August	0	3,256
September	351	4,076
October	1,011	4,735
November	1,879	5,664
December	2,450	6,288
January	3,003	6,888
February	3,496	7,697
March	4,865	8,506
April	5,319	8,642
May	5,319	8,642
June	5,322	8,642

QUALITY

	Quantity	Base Number	Contract	AT	Region	England
% of FP17s for the same patient ID Re-attending within 3 months - Children	70	1,364	5.1%	12.0%	11.9%	12.3%
% of FP17s for the same patient ID Re-attending within 3 months - Adults	589	3,810	15.5%	17.2%	16.6%	16.7%
% of FP17s for the same patient ID Re-attending between 3 & 9 months - Children	787	1,364	57.7%	55.4%	60.2%	57.6%
% of FP17s for the same patient ID Re-attending between 3 & 9 months - Adults	2,401	3,810	63.0%	48.3%	51.5%	50.1%
% of FP17s for Band 1 Urgent Courses	276	5,044	5.5%	10.8%	9.5%	9.1%
% of FP17s Relating to Free Repair or Replacements	1	5,044	0.0%	0.6%	0.7%	0.8%
% of FP17s Relating to Continuations	94	5,044	1.9%	1.0%	1.2%	1.2%
% of Patients satisfied with the dentistry they have received	17	18	94.4%	91.9%	93.1%	92.8%
% of Patients satisfied with the time they had to wait for an appointment	17	18	94.4%	88.1%	88.8%	88.7%

* This is based on patients treated on this contract for their most recent course of treatment. Figures in italics indicate the base number of FP17s or Patient Questionnaire responses are less than 100. N/A is shown where the base number of responses is less than 10 during the period. % is calculated as Quantity/Base number*100

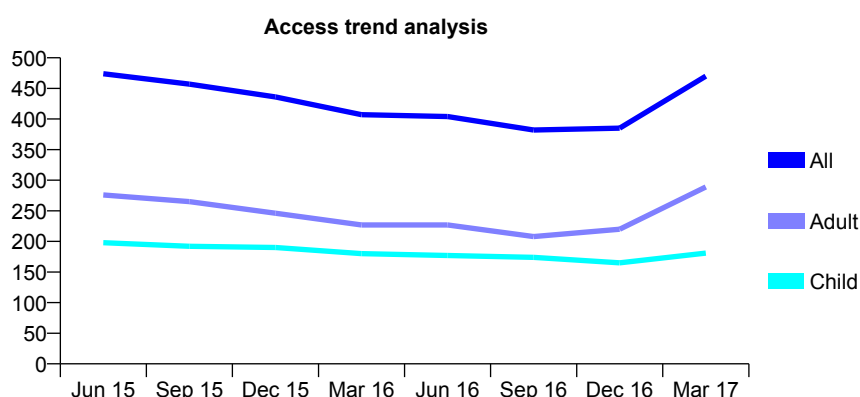
Q67 - Vital Signs At a Glance Contract Report for 181579/0001 - Year end March 2017

Name or company name	MR M MITIC
Contract type name	GDS Contract
Purpose of contract	General
Contract start date	01/01/2014
Contract end date	

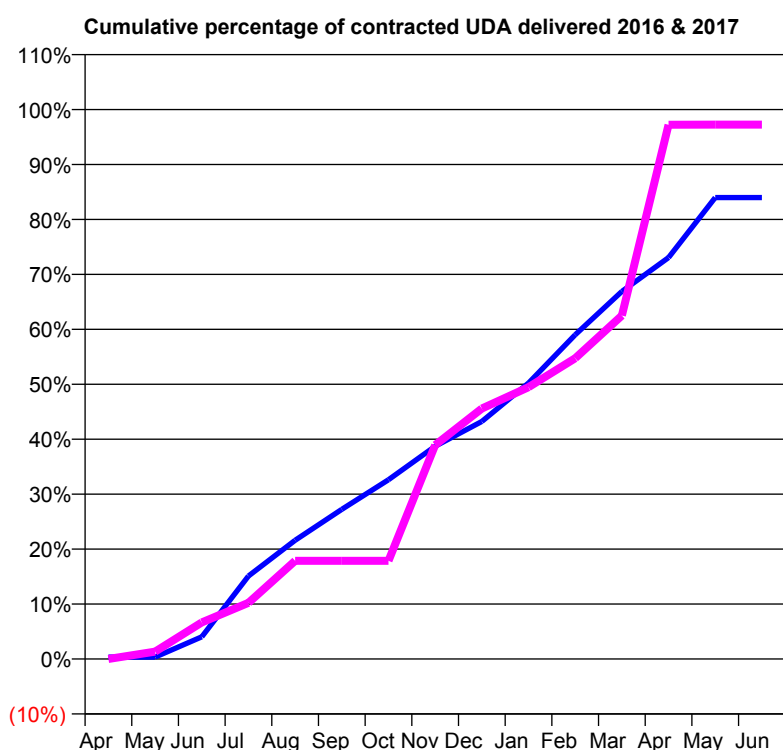
16/17 Contracted general activity (UDA)	2,435
Carry forward general activity (UDA)	0
16/17 Contracted orthodontic activity (UOA)	0
Carry forward orthodontic activity (UOA)	0
Baseline contract value	£60,634.27

ACCESS*

Patients seen in 24 months	Total	Change since previous quarter
Quarter ending March 2016	407	
Quarter ending June 2016	404	→
Quarter ending September 2016	382	↓
Quarter ending December 2016	385	→
Quarter ending March 2017	470	↑
Variance since March 2016	15.5%	↑



ACTIVITY



Adjusted Scheduled Activity (UDA)		
Month	2016	2017
April	8	0
May	8	33
June	98	162
July	368	249
August	526	435
September	663	435
October	795	435
November	943	948
December	1,053	1,110
January	1,223	1,205
February	1,437	1,333
March	1,629	1,522
April	1,779	2,367
May	2,045	2,368
June	2,045	2,368

QUALITY

	Quantity	Base Number	Contract	AT	Region	England
% of FP17s for the same patient ID Re-attending within 3 months - Children	10	256	3.9%	12.0%	11.9%	12.3%
% of FP17s for the same patient ID Re-attending within 3 months - Adults	34	316	10.8%	17.2%	16.6%	16.7%
% of FP17s for the same patient ID Re-attending between 3 & 9 months - Children	162	256	63.3%	55.4%	60.2%	57.6%
% of FP17s for the same patient ID Re-attending between 3 & 9 months - Adults	130	316	41.1%	48.3%	51.5%	50.1%
% of FP17s for Band 1 Urgent Courses	11	653	1.7%	10.8%	9.5%	9.1%
% of FP17s Relating to Free Repair or Replacements	0	653	0.0%	0.6%	0.7%	0.8%
% of FP17s Relating to Continuations	0	653	0.0%	1.0%	1.2%	1.2%
% of Patients satisfied with the dentistry they have received	2	2	N/A	91.9%	93.1%	92.8%
% of Patients satisfied with the time they had to wait for an appointment	2	2	N/A	88.1%	88.8%	88.7%

* This is based on patients treated on this contract for their most recent course of treatment. Figures in italics indicate the base number of FP17s or Patient Questionnaire responses are less than 100. N/A is shown where the base number of responses is less than 10 during the period. % is calculated as Quantity/Base number*100

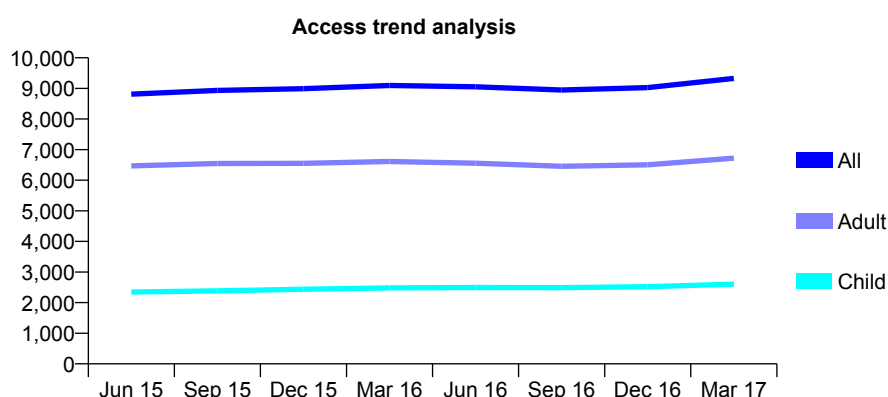
Q67 - Vital Signs At a Glance Contract Report for 182583/0001 - Year end March 2017

Name or company name	The City Way Practice
Contract type name	GDS Contract
Purpose of contract	General
Contract start date	01/05/2012
Contract end date	

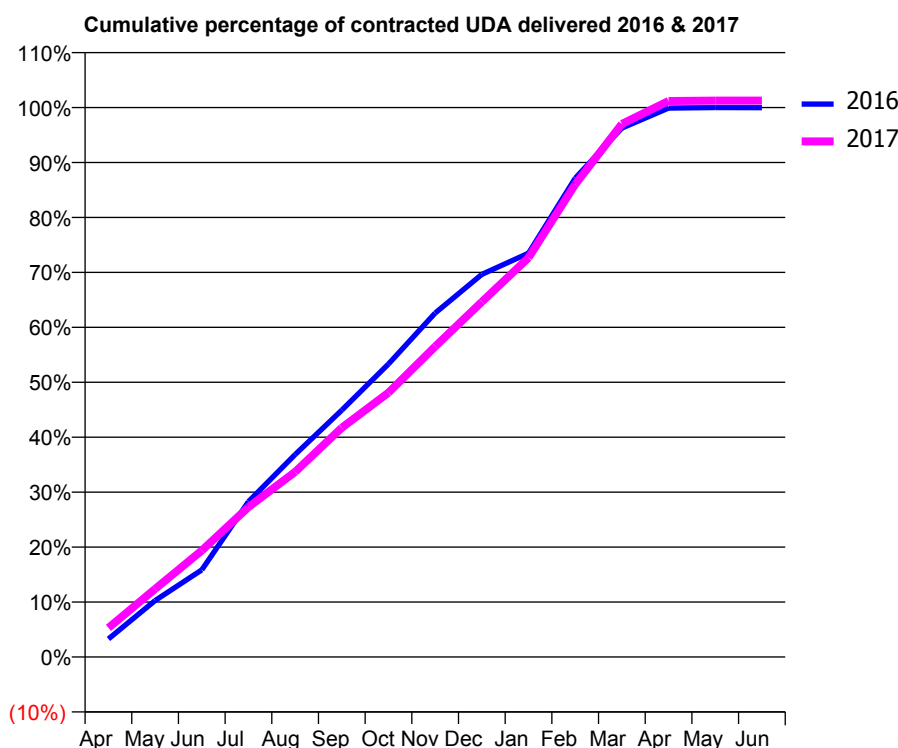
16/17 Contracted general activity (UDA)	26,183
Carry forward general activity (UDA)	8
16/17 Contracted orthodontic activity (UOA)	0
Carry forward orthodontic activity (UOA)	0
Baseline contract value	£647,215.61

ACCESS*

Patients seen in 24 months	Total	Change since previous quarter
Quarter ending March 2016	9,094	
Quarter ending June 2016	9,052	→
Quarter ending September 2016	8,946	↓
Quarter ending December 2016	9,026	→
Quarter ending March 2017	9,326	↑
Variance since March 2016	2.6%	↑



ACTIVITY



Month	Adjusted Scheduled Activity (UDA)	
	2016	2017
April	861	1,390
May	2,691	3,243
June	4,152	5,071
July	7,403	7,147
August	9,648	8,819
September	11,767	10,926
October	13,963	12,596
November	16,393	14,797
December	18,235	16,922
January	19,244	19,025
February	22,813	22,521
March	25,203	25,401
April	26,158	26,495
May	26,180	26,511
June	26,175	26,509

QUALITY

	Quantity	Base Number	Contract	AT	Region	England
% of FP17s for the same patient ID Re-attending within 3 months - Children	202	3,382	6.0%	12.0%	11.9%	12.3%
% of FP17s for the same patient ID Re-attending within 3 months - Adults	875	7,698	11.4%	17.2%	16.6%	16.7%
% of FP17s for the same patient ID Re-attending between 3 & 9 months - Children	1,565	3,382	46.3%	55.4%	60.2%	57.6%
% of FP17s for the same patient ID Re-attending between 3 & 9 months - Adults	3,073	7,698	39.9%	48.3%	51.5%	50.1%
% of FP17s for Band 1 Urgent Courses	934	11,106	8.4%	10.8%	9.5%	9.1%
% of FP17s Relating to Free Repair or Replacements	244	11,106	2.2%	0.6%	0.7%	0.8%
% of FP17s Relating to Continuations	35	11,106	0.3%	1.0%	1.2%	1.2%
% of Patients satisfied with the dentistry they have received	17	19	89.5%	91.9%	93.1%	92.8%
% of Patients satisfied with the time they had to wait for an appointment	16	19	84.2%	88.1%	88.8%	88.7%

* This is based on patients treated on this contract for their most recent course of treatment. Figures in italics indicate the base number of FP17s or Patient Questionnaire responses are less than 100. N/A is shown where the base number of responses is less than 10 during the period. % is calculated as Quantity/Base number*100

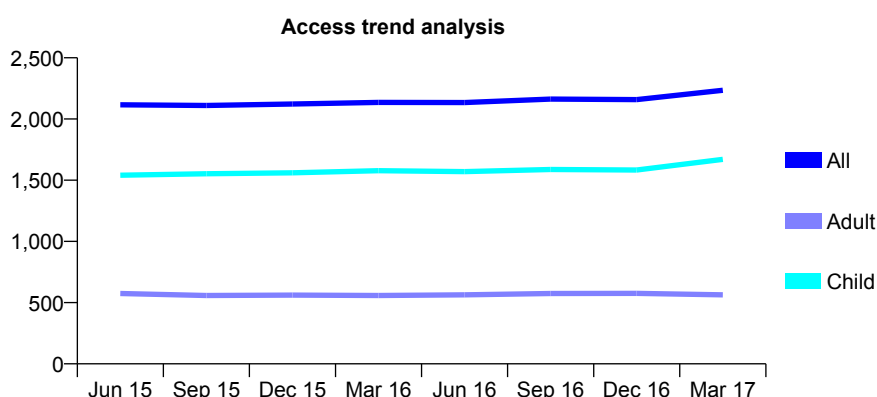
Q67 - Vital Signs At a Glance Contract Report for 183156/0001 - Year end March 2017

Name or company name	Roseacre Dental Practice
Contract type name	GDS Contract
Purpose of contract	General
Contract start date	01/12/2012
Contract end date	

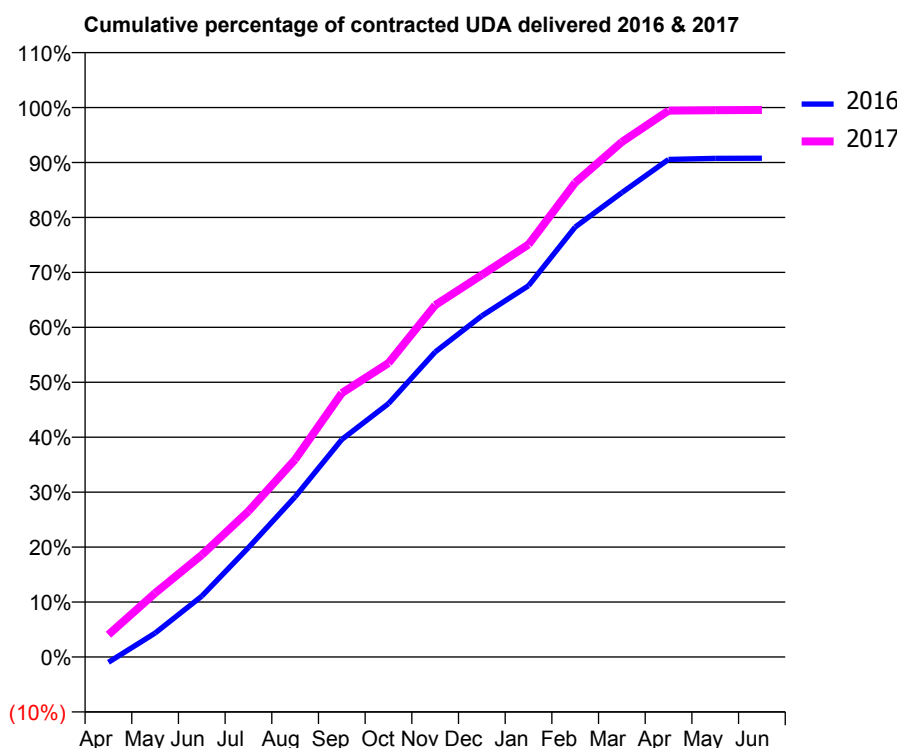
16/17 Contracted general activity (UDA)	4,700
Carry forward general activity (UDA)	0
16/17 Contracted orthodontic activity (UOA)	0
Carry forward orthodontic activity (UOA)	0
Baseline contract value	£126,335.09

ACCESS*

Patients seen in 24 months	Total	Change since previous quarter
Quarter ending March 2016	2,136	
Quarter ending June 2016	2,134	→
Quarter ending September 2016	2,163	→
Quarter ending December 2016	2,159	→
Quarter ending March 2017	2,235	↑
Variance since March 2016	4.6%	↑



ACTIVITY



Adjusted Scheduled Activity (UDA)		
Month	2016	2017
April	-47	192
May	205	547
June	520	873
July	935	1,247
August	1,371	1,690
September	1,861	2,258
October	2,168	2,514
November	2,609	3,009
December	2,918	3,268
January	3,176	3,529
February	3,678	4,058
March	3,972	4,405
April	4,256	4,674
May	4,265	4,677
June	4,266	4,679

QUALITY

	Quantity	Base Number	Contract	AT	Region	England
% of FP17s for the same patient ID Re-attending within 3 months - Children	254	2,876	8.8%	12.0%	11.9%	12.3%
% of FP17s for the same patient ID Re-attending within 3 months - Adults	70	600	11.7%	17.2%	16.6%	16.7%
% of FP17s for the same patient ID Re-attending between 3 & 9 months - Children	1,909	2,876	66.4%	55.4%	60.2%	57.6%
% of FP17s for the same patient ID Re-attending between 3 & 9 months - Adults	386	600	64.3%	48.3%	51.5%	50.1%
% of FP17s for Band 1 Urgent Courses	159	3,426	4.6%	10.8%	9.5%	9.1%
% of FP17s Relating to Free Repair or Replacements	8	3,426	0.2%	0.6%	0.7%	0.8%
% of FP17s Relating to Continuations	3	3,426	0.1%	1.0%	1.2%	1.2%
% of Patients satisfied with the dentistry they have received	2	2	N/A	91.9%	93.1%	92.8%
% of Patients satisfied with the time they had to wait for an appointment	2	2	N/A	88.1%	88.8%	88.7%

* This is based on patients treated on this contract for their most recent course of treatment. Figures in italics indicate the base number of FP17s or Patient Questionnaire responses are less than 100. N/A is shown where the base number of responses is less than 10 during the period. % is calculated as Quantity/Base number*100

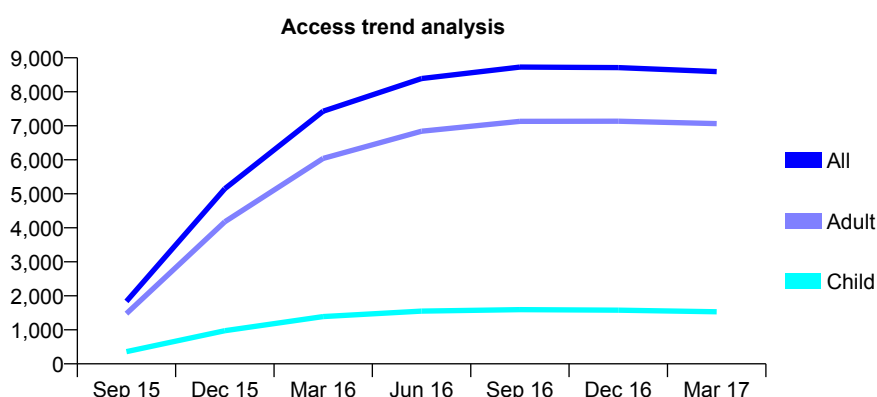
Q67 - Vital Signs At a Glance Contract Report for 183202/0002 - Year end March 2017

Name or company name	Stanhope Road Dental Practice Partnership
Contract type name	GDS Contract
Purpose of contract	General
Contract start date	22/06/2015
Contract end date	

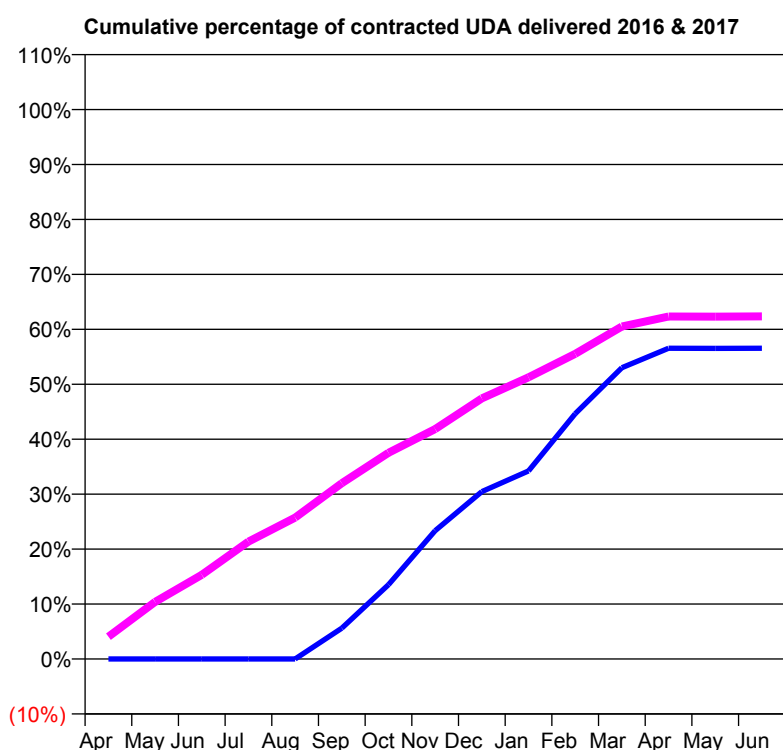
16/17 Contracted general activity (UDA)	40,047
Carry forward general activity (UDA)	0
16/17 Contracted orthodontic activity (UOA)	0
Carry forward orthodontic activity (UOA)	0
Baseline contract value	£995,914.13

ACCESS*

Patients seen in 24 months	Total	Change since previous quarter
Quarter ending March 2016	7,431	
Quarter ending June 2016	8,392	↑
Quarter ending September 2016	8,727	↑
Quarter ending December 2016	8,713	→
Quarter ending March 2017	8,595	↓
Variance since March 2016	15.7%	↑



ACTIVITY



Adjusted Scheduled Activity (UDA)		
Month	2016	2017
April	0	1,624
May	0	4,165
June	0	6,135
July	0	8,553
August	0	10,302
September	1,779	12,809
October	4,290	15,030
November	7,409	16,755
December	9,660	18,989
January	10,852	20,531
February	14,153	22,236
March	16,809	24,235
April	17,936	24,958
May	17,925	24,954
June	17,936	24,969

QUALITY

	Quantity	Base Number	Contract	AT	Region	England
% of FP17s for the same patient ID Re-attending within 3 months - Children	98	2,141	4.6%	12.0%	11.9%	12.3%
% of FP17s for the same patient ID Re-attending within 3 months - Adults	1,179	10,161	11.6%	17.2%	16.6%	16.7%
% of FP17s for the same patient ID Re-attending between 3 & 9 months - Children	1,333	2,141	62.3%	55.4%	60.2%	57.6%
% of FP17s for the same patient ID Re-attending between 3 & 9 months - Adults	6,476	10,161	63.7%	48.3%	51.5%	50.1%
% of FP17s for Band 1 Urgent Courses	1,175	12,139	9.7%	10.8%	9.5%	9.1%
% of FP17s Relating to Free Repair or Replacements	65	12,139	0.5%	0.6%	0.7%	0.8%
% of FP17s Relating to Continuations	131	12,139	1.1%	1.0%	1.2%	1.2%
% of Patients satisfied with the dentistry they have received	20	22	90.9%	91.9%	93.1%	92.8%
% of Patients satisfied with the time they had to wait for an appointment	19	22	86.4%	88.1%	88.8%	88.7%

* This is based on patients treated on this contract for their most recent course of treatment. Figures in italics indicate the base number of FP17s or Patient Questionnaire responses are less than 100. N/A is shown where the base number of responses is less than 10 during the period. % is calculated as Quantity/Base number*100

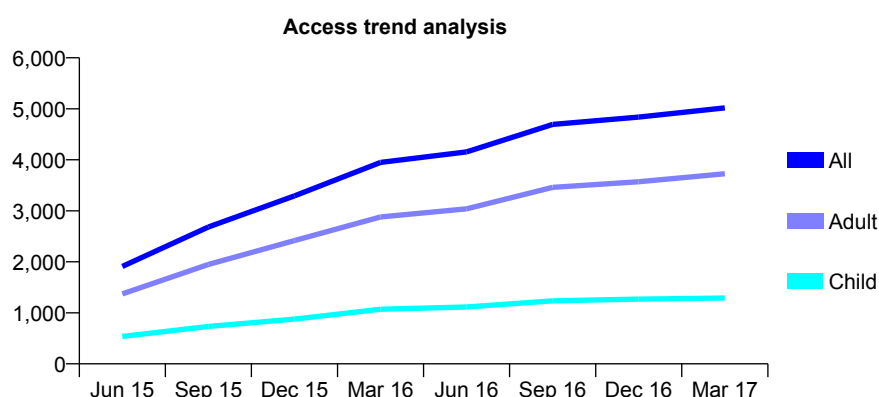
Q67 - Vital Signs At a Glance Contract Report for 183725/0001 - Year end March 2017

Name or company name	Blackbull Road Dental Surgery
Contract type name	GDS Contract
Purpose of contract	General
Contract start date	14/01/2015
Contract end date	

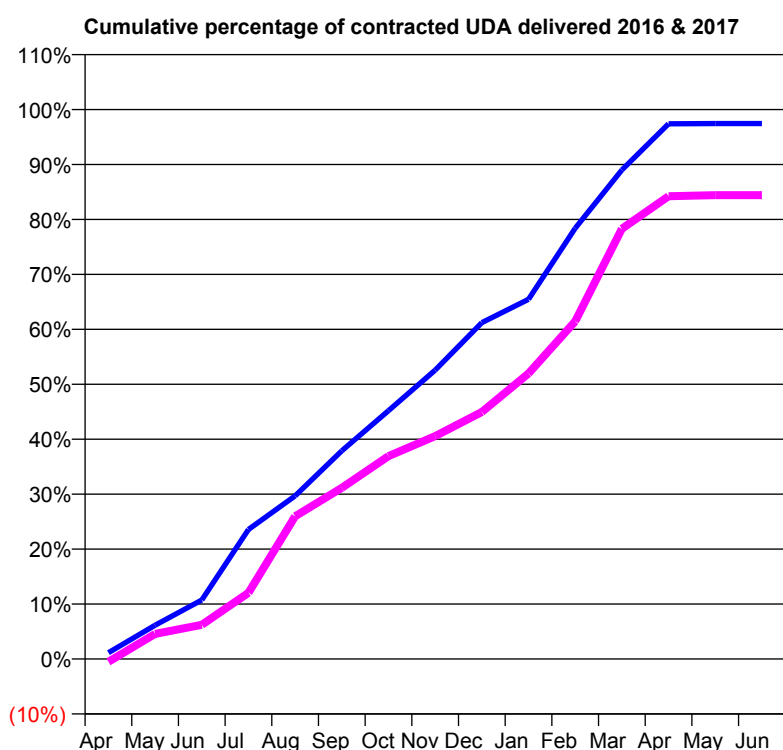
16/17 Contracted general activity (UDA)	18,020
Carry forward general activity (UDA)	460
16/17 Contracted orthodontic activity (UOA)	0
Carry forward orthodontic activity (UOA)	0
Baseline contract value	£421,296.09

ACCESS*

Patients seen in 24 months	Total	Change since previous quarter
Quarter ending March 2016	3,950	
Quarter ending June 2016	4,156	↑
Quarter ending September 2016	4,694	↑
Quarter ending December 2016	4,838	↑
Quarter ending March 2017	5,019	↑
Variance since March 2016	27.1%	↑



ACTIVITY



Adjusted Scheduled Activity (UDA)		
Month	2016	2017
April	208	-92
May	1,109	825
June	1,936	1,123
July	4,250	2,173
August	5,351	4,680
September	6,829	5,614
October	8,145	6,655
November	9,474	7,310
December	11,029	8,102
January	11,797	9,363
February	14,128	11,072
March	16,039	14,110
April	17,549	15,174
May	17,560	15,212
June	17,560	15,210

QUALITY

	Quantity	Base Number	Contract	AT	Region	England
% of FP17s for the same patient ID Re-attending within 3 months - Children	101	1,482	6.8%	12.0%	11.9%	12.3%
% of FP17s for the same patient ID Re-attending within 3 months - Adults	519	3,789	13.7%	17.2%	16.6%	16.7%
% of FP17s for the same patient ID Re-attending between 3 & 9 months - Children	594	1,482	40.1%	55.4%	60.2%	57.6%
% of FP17s for the same patient ID Re-attending between 3 & 9 months - Adults	1,236	3,789	32.6%	48.3%	51.5%	50.1%
% of FP17s for Band 1 Urgent Courses	462	5,159	9.0%	10.8%	9.5%	9.1%
% of FP17s Relating to Free Repair or Replacements	17	5,159	0.3%	0.6%	0.7%	0.8%
% of FP17s Relating to Continuations	22	5,159	0.4%	1.0%	1.2%	1.2%
% of Patients satisfied with the dentistry they have received	9	10	90.0%	91.9%	93.1%	92.8%
% of Patients satisfied with the time they had to wait for an appointment	9	10	90.0%	88.1%	88.8%	88.7%

* This is based on patients treated on this contract for their most recent course of treatment. Figures in italics indicate the base number of FP17s or Patient Questionnaire responses are less than 100. N/A is shown where the base number of responses is less than 10 during the period. % is calculated as Quantity/Base number*100

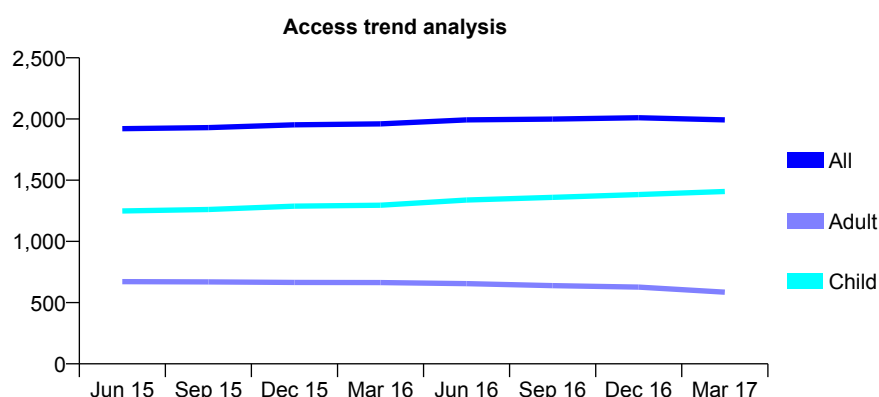
Q67 - Vital Signs At a Glance Contract Report for 186112/0001 - Year end March 2017

Name or company name	Hoo Dental Care Ltd
Contract type name	GDS Contract
Purpose of contract	General
Contract start date	01/04/2011
Contract end date	

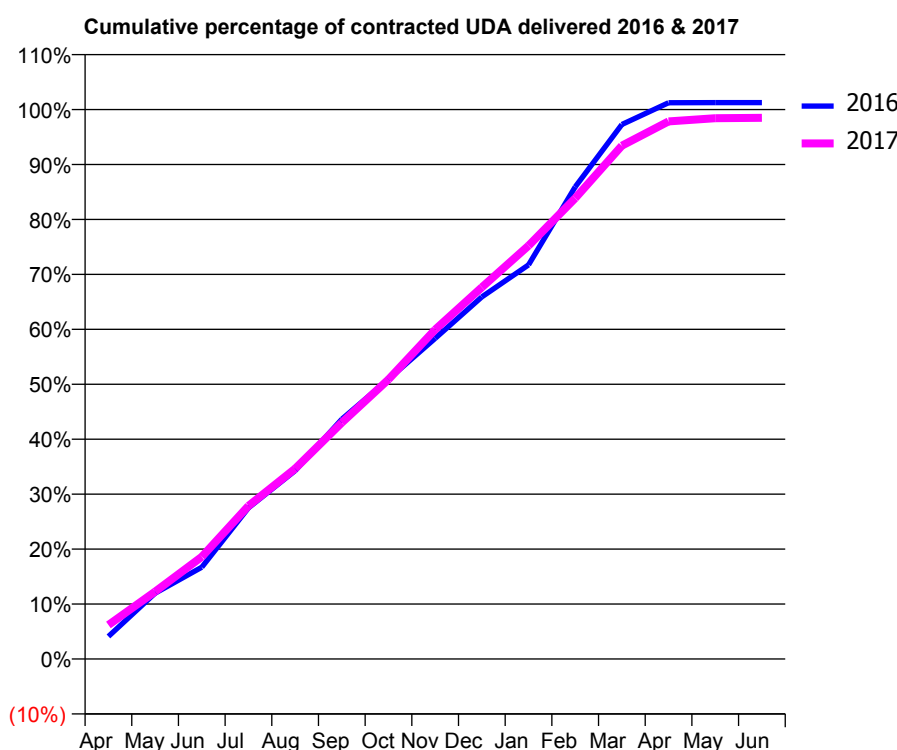
16/17 Contracted general activity (UDA)	5,487
Carry forward general activity (UDA)	-69
16/17 Contracted orthodontic activity (UOA)	0
Carry forward orthodontic activity (UOA)	0
Baseline contract value	£143,332.16

ACCESS*

Patients seen in 24 months	Total	Change since previous quarter
Quarter ending March 2016	1,960	
Quarter ending June 2016	1,993	→
Quarter ending September 2016	1,999	→
Quarter ending December 2016	2,010	→
Quarter ending March 2017	1,993	→
Variance since March 2016	1.7%	→



ACTIVITY



Month	Adjusted Scheduled Activity (UDA)	
	2016	2017
April	225	340
May	658	673
June	917	1,021
July	1,510	1,530
August	1,880	1,901
September	2,395	2,360
October	2,794	2,791
November	3,201	3,290
December	3,615	3,712
January	3,935	4,128
February	4,714	4,601
March	5,337	5,125
April	5,555	5,368
May	5,556	5,400
June	5,556	5,404

QUALITY

	Quantity	Base Number	Contract	AT	Region	England
% of FP17s for the same patient ID Re-attending within 3 months - Children	291	2,182	13.3%	12.0%	11.9%	12.3%
% of FP17s for the same patient ID Re-attending within 3 months - Adults	180	680	26.5%	17.2%	16.6%	16.7%
% of FP17s for the same patient ID Re-attending between 3 & 9 months - Children	1,161	2,182	53.2%	55.4%	60.2%	57.6%
% of FP17s for the same patient ID Re-attending between 3 & 9 months - Adults	301	680	44.3%	48.3%	51.5%	50.1%
% of FP17s for Band 1 Urgent Courses	276	2,871	9.6%	10.8%	9.5%	9.1%
% of FP17s Relating to Free Repair or Replacements	0	2,871	0.0%	0.6%	0.7%	0.8%
% of FP17s Relating to Continuations	1	2,871	0.0%	1.0%	1.2%	1.2%
% of Patients satisfied with the dentistry they have received	4	4	N/A	91.9%	93.1%	92.8%
% of Patients satisfied with the time they had to wait for an appointment	3	4	N/A	88.1%	88.8%	88.7%

* This is based on patients treated on this contract for their most recent course of treatment. Figures in italics indicate the base number of FP17s or Patient Questionnaire responses are less than 100. N/A is shown where the base number of responses is less than 10 during the period. % is calculated as Quantity/Base number*100

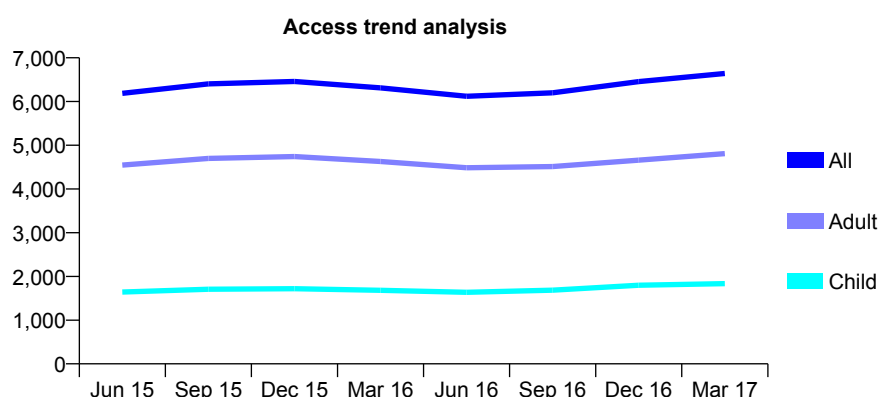
Q67 - Vital Signs At a Glance Contract Report for 192449/0001 - Year end March 2017

Name or company name	Church Hill dental Practice
Contract type name	GDS Contract
Purpose of contract	General
Contract start date	01/04/2013
Contract end date	

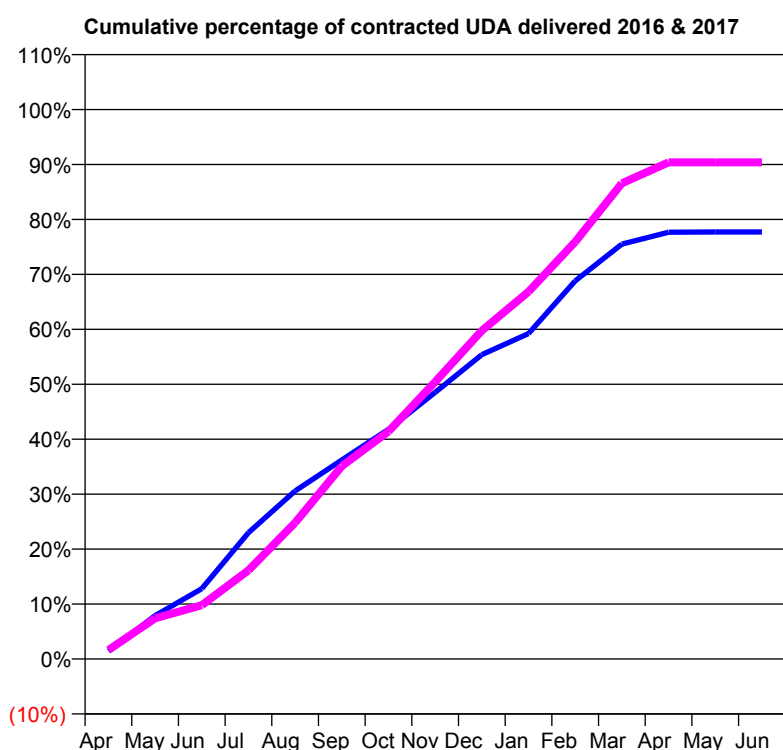
16/17 Contracted general activity (UDA)	22,473
Carry forward general activity (UDA)	208
16/17 Contracted orthodontic activity (UOA)	0
Carry forward orthodontic activity (UOA)	0
Baseline contract value	£512,556.19

ACCESS*

Patients seen in 24 months	Total	Change since previous quarter
Quarter ending March 2016	6,313	
Quarter ending June 2016	6,120	↓
Quarter ending September 2016	6,198	→
Quarter ending December 2016	6,457	↑
Quarter ending March 2017	6,643	↑
Variance since March 2016	5.2%	↑



ACTIVITY



Adjusted Scheduled Activity (UDA)		
Month	2016	2017
April	395	366
May	2,155	1,667
June	3,489	2,198
July	6,271	3,629
August	8,344	5,575
September	9,875	7,889
October	11,402	9,304
November	13,233	11,335
December	15,106	13,429
January	16,154	15,020
February	18,763	17,059
March	20,591	19,458
April	21,185	20,312
May	21,192	20,313
June	21,192	20,310

QUALITY

	Quantity	Base Number	Contract	AT	Region	England
% of FP17s for the same patient ID Re-attending within 3 months - Children	247	2,473	10.0%	12.0%	11.9%	12.3%
% of FP17s for the same patient ID Re-attending within 3 months - Adults	1,323	6,841	19.3%	17.2%	16.6%	16.7%
% of FP17s for the same patient ID Re-attending between 3 & 9 months - Children	1,173	2,473	47.4%	55.4%	60.2%	57.6%
% of FP17s for the same patient ID Re-attending between 3 & 9 months - Adults	3,092	6,841	45.2%	48.3%	51.5%	50.1%
% of FP17s for Band 1 Urgent Courses	1,366	9,504	14.4%	10.8%	9.5%	9.1%
% of FP17s Relating to Free Repair or Replacements	100	9,504	1.1%	0.6%	0.7%	0.8%
% of FP17s Relating to Continuations	55	9,504	0.6%	1.0%	1.2%	1.2%
% of Patients satisfied with the dentistry they have received	11	12	91.7%	91.9%	93.1%	92.8%
% of Patients satisfied with the time they had to wait for an appointment	10	12	83.3%	88.1%	88.8%	88.7%

* This is based on patients treated on this contract for their most recent course of treatment. Figures in italics indicate the base number of FP17s or Patient Questionnaire responses are less than 100. N/A is shown where the base number of responses is less than 10 during the period. % is calculated as Quantity/Base number*100

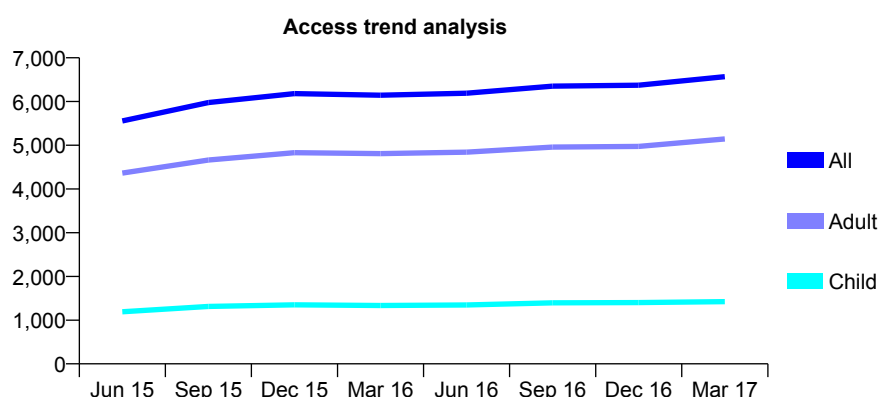
Q67 - Vital Signs At a Glance Contract Report for 192449/0002 - Year end March 2017

Name or company name	Church Hill dental Practice
Contract type name	GDS Contract
Purpose of contract	General
Contract start date	01/04/2013
Contract end date	

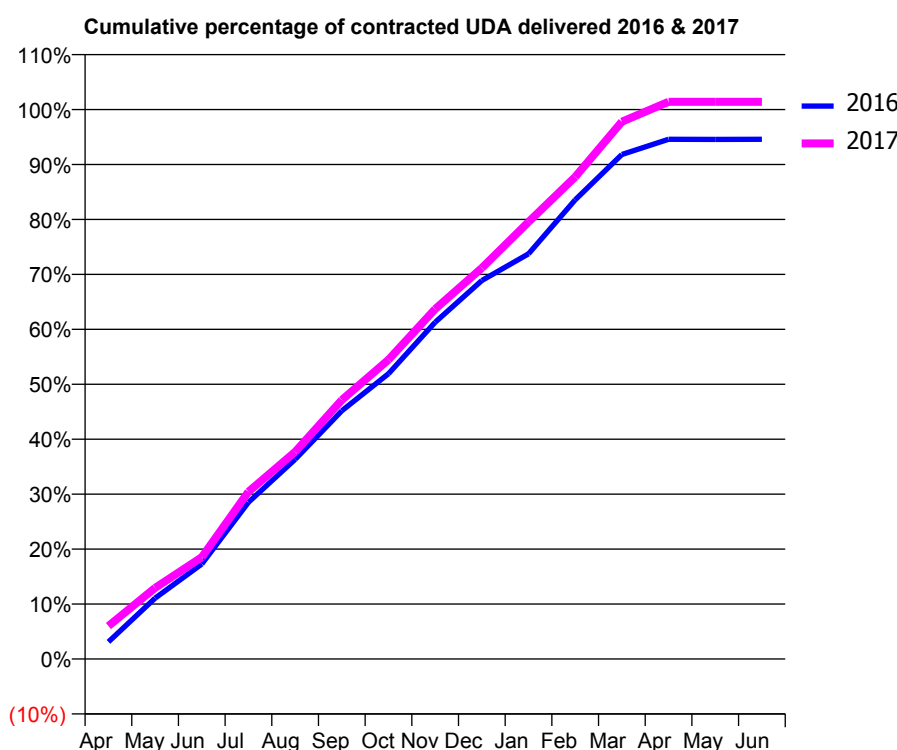
16/17 Contracted general activity (UDA)	18,591
Carry forward general activity (UDA)	0
16/17 Contracted orthodontic activity (UOA)	0
Carry forward orthodontic activity (UOA)	0
Baseline contract value	£429,686.90

ACCESS*

Patients seen in 24 months	Total	Change since previous quarter
Quarter ending March 2016	6,144	
Quarter ending June 2016	6,189	→
Quarter ending September 2016	6,351	↑
Quarter ending December 2016	6,373	→
Quarter ending March 2017	6,567	↑
Variance since March 2016	6.9%	↑



ACTIVITY



Month	Adjusted Scheduled Activity (UDA)	
	2016	2017
April	581	1,116
May	2,058	2,407
June	3,212	3,445
July	5,303	5,662
August	6,755	7,008
September	8,398	8,763
October	9,653	10,125
November	11,395	11,839
December	12,807	13,230
January	13,706	14,785
February	15,534	16,309
March	17,069	18,177
April	17,586	18,850
May	17,581	18,853
June	17,585	18,853

QUALITY

	Quantity	Base Number	Contract	AT	Region	England
% of FP17s for the same patient ID Re-attending within 3 months - Children	173	2,270	7.6%	12.0%	11.9%	12.3%
% of FP17s for the same patient ID Re-attending within 3 months - Adults	1,441	8,332	17.3%	17.2%	16.6%	16.7%
% of FP17s for the same patient ID Re-attending between 3 & 9 months - Children	1,405	2,270	61.9%	55.4%	60.2%	57.6%
% of FP17s for the same patient ID Re-attending between 3 & 9 months - Adults	4,847	8,332	58.2%	48.3%	51.5%	50.1%
% of FP17s for Band 1 Urgent Courses	1,278	10,659	12.0%	10.8%	9.5%	9.1%
% of FP17s Relating to Free Repair or Replacements	59	10,659	0.6%	0.6%	0.7%	0.8%
% of FP17s Relating to Continuations	66	10,659	0.6%	1.0%	1.2%	1.2%
% of Patients satisfied with the dentistry they have received	14	18	77.8%	91.9%	93.1%	92.8%
% of Patients satisfied with the time they had to wait for an appointment	16	18	88.9%	88.1%	88.8%	88.7%

* This is based on patients treated on this contract for their most recent course of treatment. Figures in italics indicate the base number of FP17s or Patient Questionnaire responses are less than 100. N/A is shown where the base number of responses is less than 10 during the period. % is calculated as Quantity/Base number*100

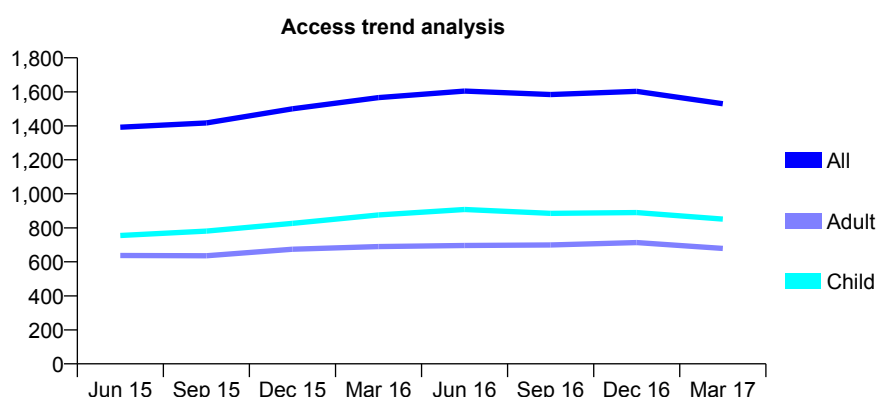
Q67 - Vital Signs At a Glance Contract Report for 192511/0001 - Year end March 2017

Name or company name	Highstreet Medical Dental
Contract type name	GDS Contract
Purpose of contract	General
Contract start date	22/07/2012
Contract end date	

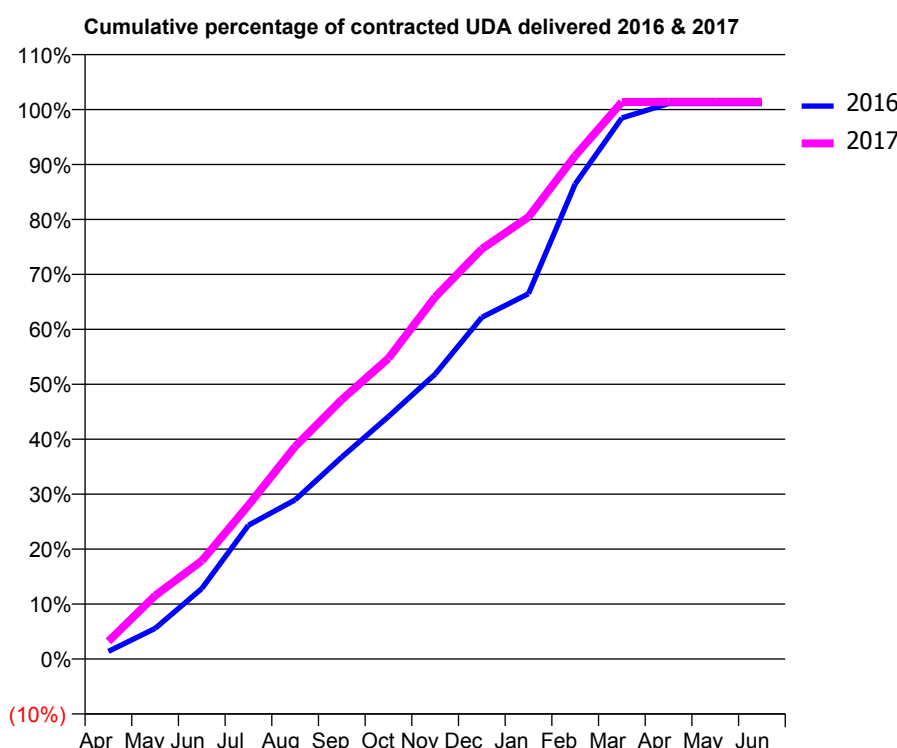
16/17 Contracted general activity (UDA)	5,107
Carry forward general activity (UDA)	-55
16/17 Contracted orthodontic activity (UOA)	0
Carry forward orthodontic activity (UOA)	0
Baseline contract value	£126,240.35

ACCESS*

Patients seen in 24 months	Total	Change since previous quarter
Quarter ending March 2016	1,566	
Quarter ending June 2016	1,604	↑
Quarter ending September 2016	1,584	↓
Quarter ending December 2016	1,603	→
Quarter ending March 2017	1,530	↓
Variance since March 2016	(2.3%)	↓



ACTIVITY



Adjusted Scheduled Activity (UDA)		
Month	2016	2017
April	71	165
May	284	589
June	655	912
July	1,243	1,430
August	1,479	1,974
September	1,877	2,411
October	2,254	2,795
November	2,648	3,364
December	3,176	3,812
January	3,395	4,107
February	4,415	4,678
March	5,029	5,175
April	5,162	5,178
May	5,162	5,178
June	5,162	5,178

QUALITY

	Quantity	Base Number	Contract	AT	Region	England
% of FP17s for the same patient ID Re-attending within 3 months - Children	114	1,092	10.4%	12.0%	11.9%	12.3%
% of FP17s for the same patient ID Re-attending within 3 months - Adults	194	814	23.8%	17.2%	16.6%	16.7%
% of FP17s for the same patient ID Re-attending between 3 & 9 months - Children	471	1,092	43.1%	55.4%	60.2%	57.6%
% of FP17s for the same patient ID Re-attending between 3 & 9 months - Adults	300	814	36.9%	48.3%	51.5%	50.1%
% of FP17s for Band 1 Urgent Courses	157	1,534	10.2%	10.8%	9.5%	9.1%
% of FP17s Relating to Free Repair or Replacements	2	1,534	0.1%	0.6%	0.7%	0.8%
% of FP17s Relating to Continuations	0	1,534	0.0%	1.0%	1.2%	1.2%
% of Patients satisfied with the dentistry they have received	3	4	N/A	91.9%	93.1%	92.8%
% of Patients satisfied with the time they had to wait for an appointment	3	4	N/A	88.1%	88.8%	88.7%

* This is based on patients treated on this contract for their most recent course of treatment. Figures in italics indicate the base number of FP17s or Patient Questionnaire responses are less than 100. N/A is shown where the base number of responses is less than 10 during the period. % is calculated as Quantity/Base number*100

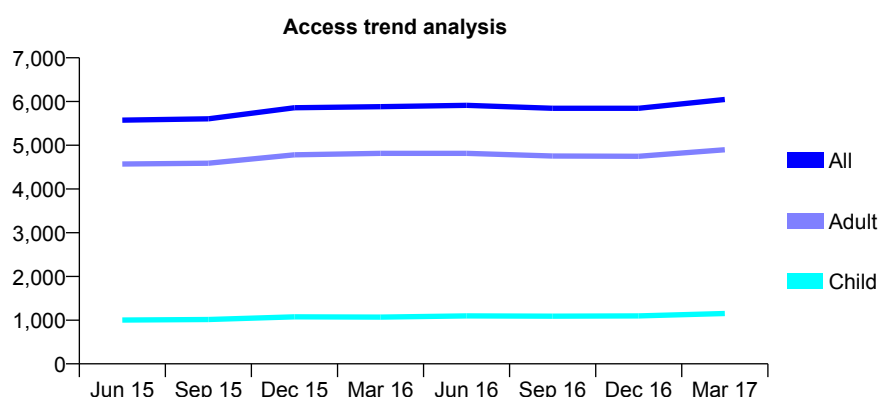
Q67 - Vital Signs At a Glance Contract Report for 193224/0001 - Year end March 2017

Name or company name	Wyndcott Ltd
Contract type name	GDS Contract
Purpose of contract	General
Contract start date	01/04/2013
Contract end date	

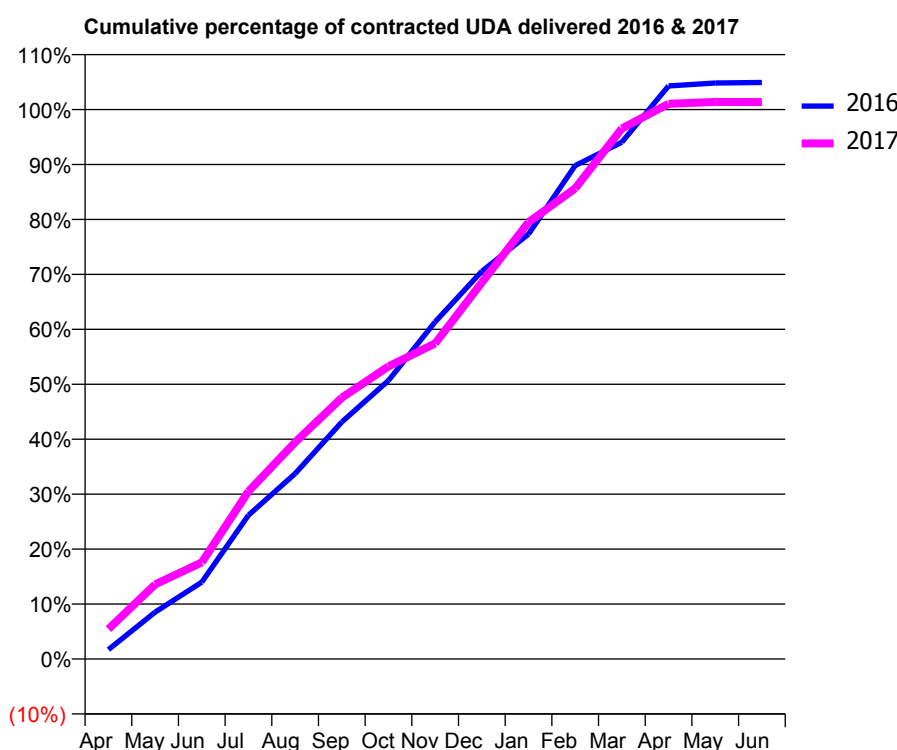
16/17 Contracted general activity (UDA)	15,384
Carry forward general activity (UDA)	-308
16/17 Contracted orthodontic activity (UOA)	0
Carry forward orthodontic activity (UOA)	0
Baseline contract value	£376,153.56

ACCESS*

Patients seen in 24 months	Total	Change since previous quarter
Quarter ending March 2016	5,882	
Quarter ending June 2016	5,912	→
Quarter ending September 2016	5,846	↓
Quarter ending December 2016	5,847	→
Quarter ending March 2017	6,048	↑
Variance since March 2016	2.8%	↑



ACTIVITY



Adjusted Scheduled Activity (UDA)		
Month	2016	2017
April	262	837
May	1,312	2,088
June	2,151	2,706
July	4,028	4,693
August	5,190	6,067
September	6,636	7,314
October	7,798	8,192
November	9,439	8,833
December	10,855	10,542
January	11,896	12,227
February	13,814	13,178
March	14,467	14,853
April	16,043	15,544
May	16,127	15,597
June	16,141	15,592

QUALITY

	Quantity	Base Number	Contract	AT	Region	England
% of FP17s for the same patient ID Re-attending within 3 months - Children	126	1,823	6.9%	12.0%	11.9%	12.3%
% of FP17s for the same patient ID Re-attending within 3 months - Adults	782	6,961	11.2%	17.2%	16.6%	16.7%
% of FP17s for the same patient ID Re-attending between 3 & 9 months - Children	1,083	1,823	59.4%	55.4%	60.2%	57.6%
% of FP17s for the same patient ID Re-attending between 3 & 9 months - Adults	4,094	6,961	58.8%	48.3%	51.5%	50.1%
% of FP17s for Band 1 Urgent Courses	697	7,441	9.4%	10.8%	9.5%	9.1%
% of FP17s Relating to Free Repair or Replacements	24	7,441	0.3%	0.6%	0.7%	0.8%
% of FP17s Relating to Continuations	17	7,441	0.2%	1.0%	1.2%	1.2%
% of Patients satisfied with the dentistry they have received	15	19	78.9%	91.9%	93.1%	92.8%
% of Patients satisfied with the time they had to wait for an appointment	17	19	89.5%	88.1%	88.8%	88.7%

* This is based on patients treated on this contract for their most recent course of treatment. Figures in italics indicate the base number of FP17s or Patient Questionnaire responses are less than 100. N/A is shown where the base number of responses is less than 10 during the period. % is calculated as Quantity/Base number*100

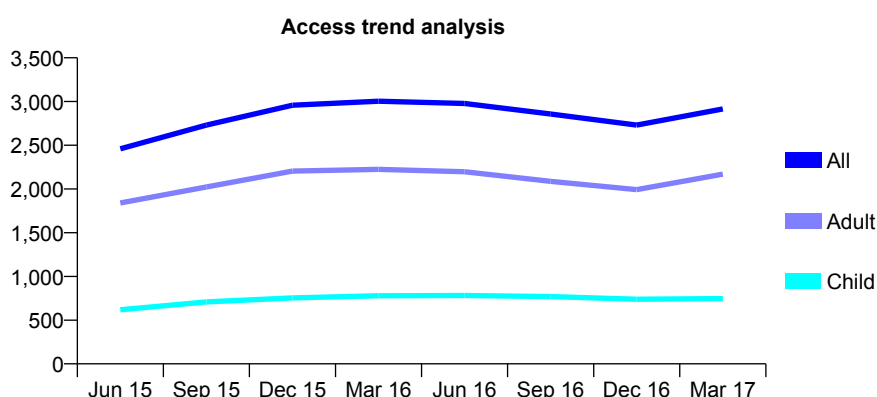
Q67 - Vital Signs At a Glance Contract Report for 195081/0001 - Year end March 2017

Name or company name	Photay and Associates
Contract type name	GDS Contract
Purpose of contract	General
Contract start date	16/11/2013
Contract end date	

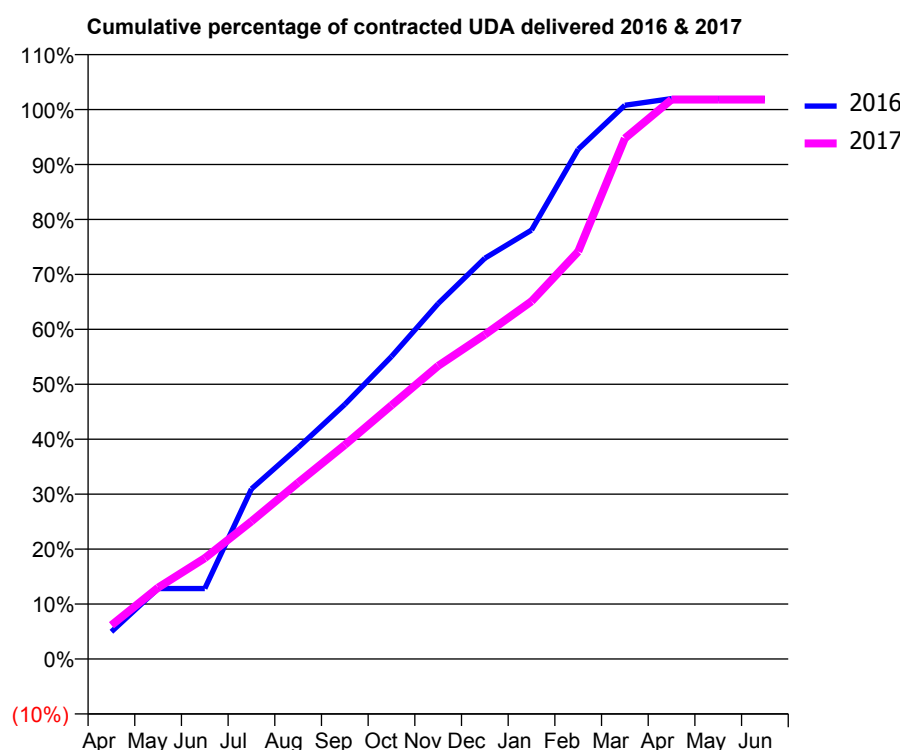
16/17 Contracted general activity (UDA)	8,016
Carry forward general activity (UDA)	-159
16/17 Contracted orthodontic activity (UOA)	0
Carry forward orthodontic activity (UOA)	0
Baseline contract value	£227,046.15

ACCESS*

Patients seen in 24 months	Total	Change since previous quarter
Quarter ending March 2016	3,004	
Quarter ending June 2016	2,978	→
Quarter ending September 2016	2,857	↓
Quarter ending December 2016	2,731	↓
Quarter ending March 2017	2,915	↑
Variance since March 2016	(3.0%)	↓



ACTIVITY



Adjusted Scheduled Activity (UDA)		
Month	2016	2017
April	397	493
May	1,028	1,043
June	1,028	1,471
July	2,480	2,009
August	3,084	2,572
September	3,715	3,124
October	4,413	3,701
November	5,185	4,276
December	5,846	4,731
January	6,257	5,217
February	7,436	5,944
March	8,078	7,595
April	8,175	8,161
May	8,175	8,161
June	8,175	8,161

QUALITY

	Quantity	Base Number	Contract	AT	Region	England
% of FP17s for the same patient ID Re-attending within 3 months - Children	79	767	10.3%	12.0%	11.9%	12.3%
% of FP17s for the same patient ID Re-attending within 3 months - Adults	355	2,241	15.8%	17.2%	16.6%	16.7%
% of FP17s for the same patient ID Re-attending between 3 & 9 months - Children	185	767	24.1%	55.4%	60.2%	57.6%
% of FP17s for the same patient ID Re-attending between 3 & 9 months - Adults	622	2,241	27.8%	48.3%	51.5%	50.1%
% of FP17s for Band 1 Urgent Courses	586	3,155	18.6%	10.8%	9.5%	9.1%
% of FP17s Relating to Free Repair or Replacements	0	3,155	0.0%	0.6%	0.7%	0.8%
% of FP17s Relating to Continuations	32	3,155	1.0%	1.0%	1.2%	1.2%
% of Patients satisfied with the dentistry they have received	4	5	N/A	91.9%	93.1%	92.8%
% of Patients satisfied with the time they had to wait for an appointment	5	5	N/A	88.1%	88.8%	88.7%

* This is based on patients treated on this contract for their most recent course of treatment. Figures in italics indicate the base number of FP17s or Patient Questionnaire responses are less than 100. N/A is shown where the base number of responses is less than 10 during the period. % is calculated as Quantity/Base number*100

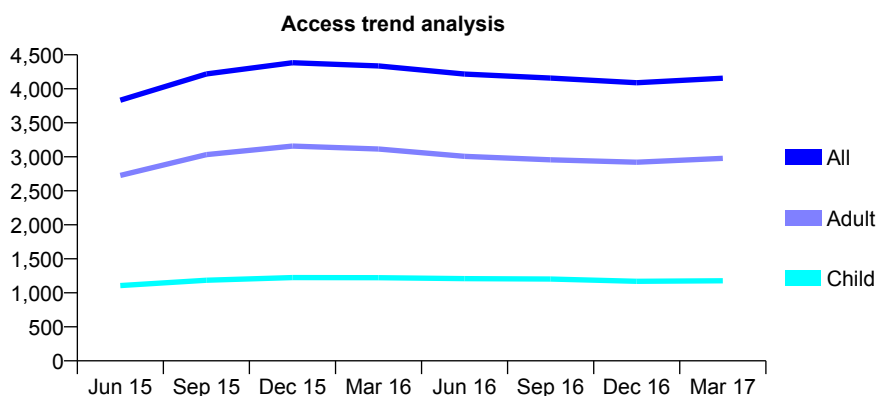
Q67 - Vital Signs At a Glance Contract Report for 195081/0002 - Year end March 2017

Name or company name	Photay and Associates
Contract type name	GDS Contract
Purpose of contract	General
Contract start date	16/11/2013
Contract end date	

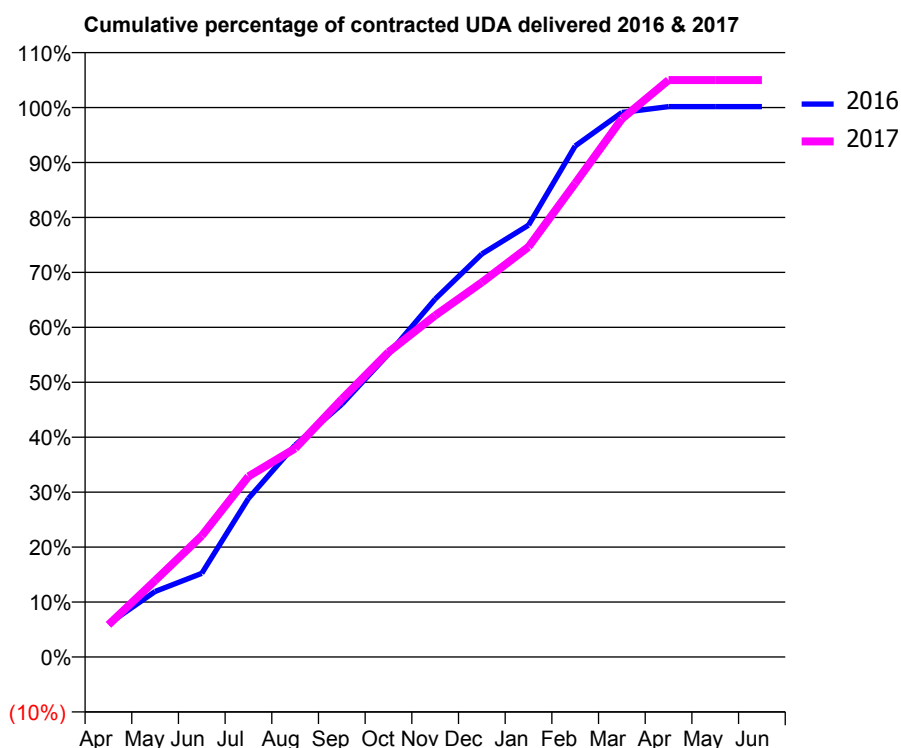
16/17 Contracted general activity (UDA)	10,027
Carry forward general activity (UDA)	-16
16/17 Contracted orthodontic activity (UOA)	0
Carry forward orthodontic activity (UOA)	0
Baseline contract value	£278,877.06

ACCESS*

Patients seen in 24 months	Total	Change since previous quarter
Quarter ending March 2016	4,337	
Quarter ending June 2016	4,216	↓
Quarter ending September 2016	4,158	↓
Quarter ending December 2016	4,090	↓
Quarter ending March 2017	4,155	→
Variance since March 2016	(4.2%)	↓



ACTIVITY



Adjusted Scheduled Activity (UDA)		
Month	2016	2017
April	604	587
May	1,196	1,396
June	1,528	2,213
July	2,895	3,295
August	3,868	3,808
September	4,613	4,705
October	5,529	5,563
November	6,532	6,232
December	7,353	6,836
January	7,880	7,484
February	9,325	8,643
March	9,937	9,819
April	10,043	10,528
May	10,043	10,528
June	10,043	10,528

QUALITY

	Quantity	Base Number	Contract	AT	Region	England
% of FP17s for the same patient ID Re-attending within 3 months - Children	60	1,226	4.9%	12.0%	11.9%	12.3%
% of FP17s for the same patient ID Re-attending within 3 months - Adults	267	2,826	9.4%	17.2%	16.6%	16.7%
% of FP17s for the same patient ID Re-attending between 3 & 9 months - Children	436	1,226	35.6%	55.4%	60.2%	57.6%
% of FP17s for the same patient ID Re-attending between 3 & 9 months - Adults	882	2,826	31.2%	48.3%	51.5%	50.1%
% of FP17s for Band 1 Urgent Courses	438	4,356	10.1%	10.8%	9.5%	9.1%
% of FP17s Relating to Free Repair or Replacements	2	4,356	0.0%	0.6%	0.7%	0.8%
% of FP17s Relating to Continuations	15	4,356	0.3%	1.0%	1.2%	1.2%
% of Patients satisfied with the dentistry they have received	4	4	N/A	91.9%	93.1%	92.8%
% of Patients satisfied with the time they had to wait for an appointment	3	4	N/A	88.1%	88.8%	88.7%

* This is based on patients treated on this contract for their most recent course of treatment. Figures in italics indicate the base number of FP17s or Patient Questionnaire responses are less than 100. N/A is shown where the base number of responses is less than 10 during the period. % is calculated as Quantity/Base number*100

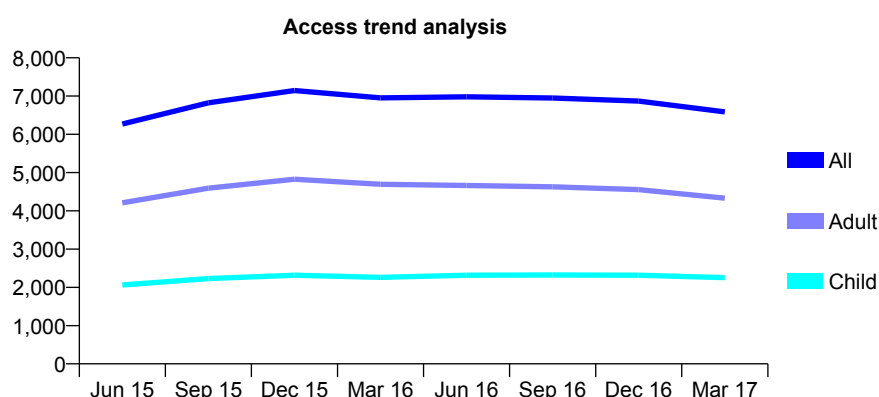
Q67 - Vital Signs At a Glance Contract Report for 195081/0003 - Year end March 2017

Name or company name	Photay and Associates
Contract type name	GDS Contract
Purpose of contract	General
Contract start date	16/11/2013
Contract end date	

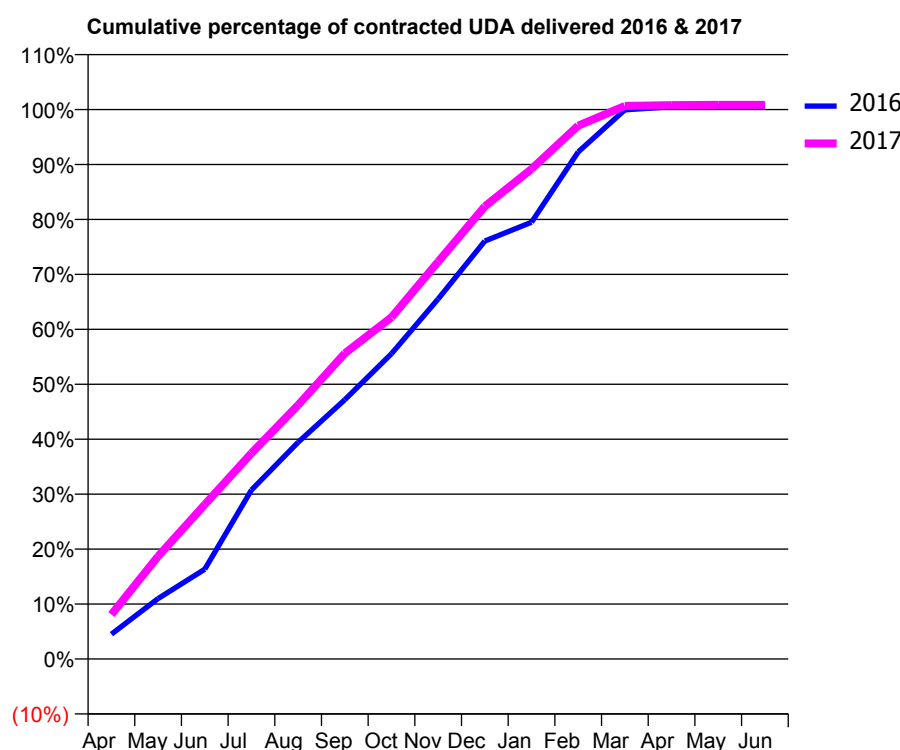
16/17 Contracted general activity (UDA)	16,891
Carry forward general activity (UDA)	-84
16/17 Contracted orthodontic activity (UOA)	0
Carry forward orthodontic activity (UOA)	0
Baseline contract value	£412,991.61

ACCESS*

Patients seen in 24 months	Total	Change since previous quarter
Quarter ending March 2016	6,954	
Quarter ending June 2016	6,979	→
Quarter ending September 2016	6,950	→
Quarter ending December 2016	6,870	↓
Quarter ending March 2017	6,586	↓
Variance since March 2016	(5.3%)	↓



ACTIVITY



Adjusted Scheduled Activity (UDA)		
Month	2016	2017
April	764	1,366
May	1,857	3,156
June	2,761	4,749
July	5,195	6,327
August	6,664	7,805
September	7,970	9,395
October	9,385	10,503
November	11,071	12,214
December	12,849	13,912
January	13,428	15,060
February	15,586	16,393
March	16,881	17,001
April	16,975	17,025
May	16,975	17,031
June	16,975	17,032

QUALITY

	Quantity	Base Number	Contract	AT	Region	England
% of FP17s for the same patient ID Re-attending within 3 months - Children	256	2,893	8.8%	12.0%	11.9%	12.3%
% of FP17s for the same patient ID Re-attending within 3 months - Adults	855	4,932	17.3%	17.2%	16.6%	16.7%
% of FP17s for the same patient ID Re-attending between 3 & 9 months - Children	1,368	2,893	47.3%	55.4%	60.2%	57.6%
% of FP17s for the same patient ID Re-attending between 3 & 9 months - Adults	1,758	4,932	35.6%	48.3%	51.5%	50.1%
% of FP17s for Band 1 Urgent Courses	786	7,814	10.1%	10.8%	9.5%	9.1%
% of FP17s Relating to Free Repair or Replacements	79	7,814	1.0%	0.6%	0.7%	0.8%
% of FP17s Relating to Continuations	160	7,814	2.0%	1.0%	1.2%	1.2%
% of Patients satisfied with the dentistry they have received	6	8	N/A	91.9%	93.1%	92.8%
% of Patients satisfied with the time they had to wait for an appointment	5	8	N/A	88.1%	88.8%	88.7%

* This is based on patients treated on this contract for their most recent course of treatment. Figures in italics indicate the base number of FP17s or Patient Questionnaire responses are less than 100. N/A is shown where the base number of responses is less than 10 during the period. % is calculated as Quantity/Base number*100

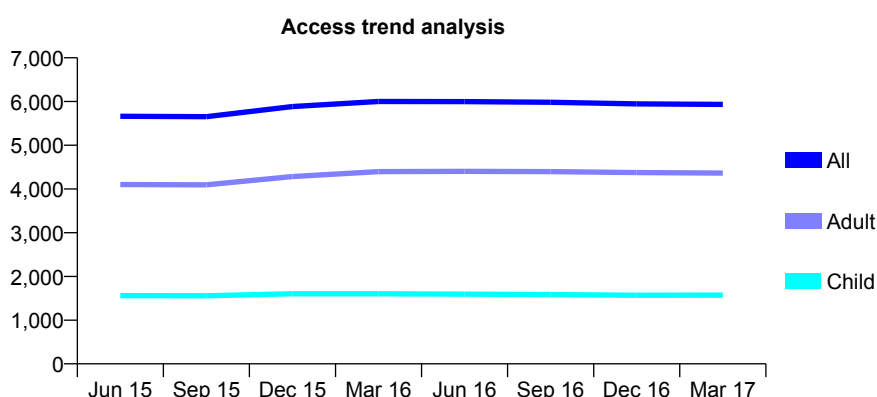
Q67 - Vital Signs At a Glance Contract Report for 196770/0001 - Year end March 2017

Name or company name	Simply Bright
Contract type name	GDS Contract
Purpose of contract	General
Contract start date	01/06/2011
Contract end date	

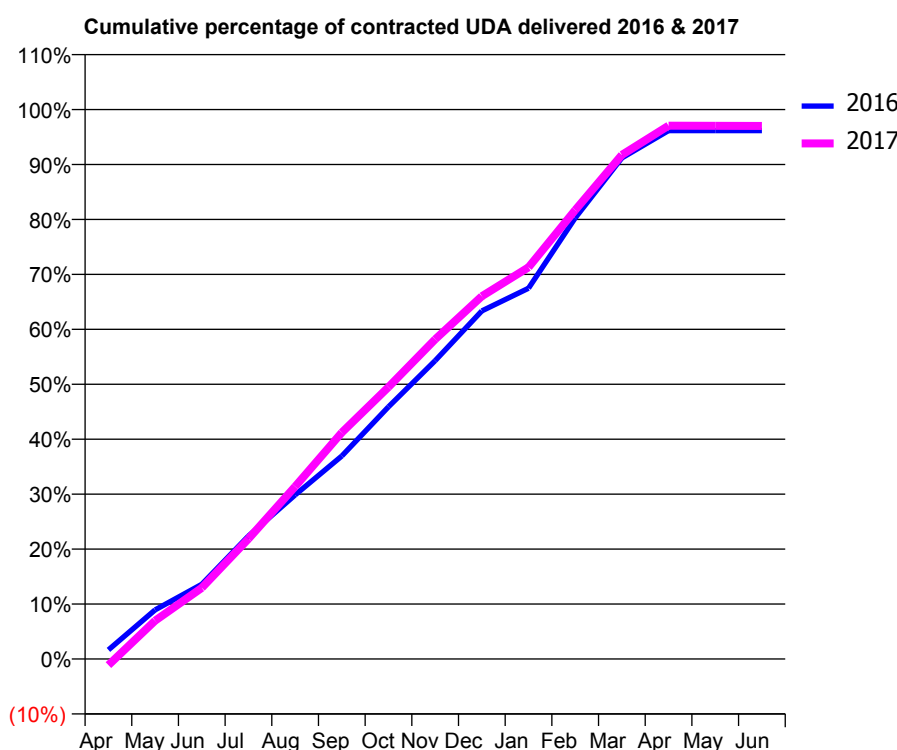
16/17 Contracted general activity (UDA)	14,148
Carry forward general activity (UDA)	545
16/17 Contracted orthodontic activity (UOA)	0
Carry forward orthodontic activity (UOA)	0
Baseline contract value	£372,295.88

ACCESS*

Patients seen in 24 months	Total	Change since previous quarter
Quarter ending March 2016	6,000	
Quarter ending June 2016	5,998	→
Quarter ending September 2016	5,982	→
Quarter ending December 2016	5,945	→
Quarter ending March 2017	5,933	→
Variance since March 2016	(1.1%)	↓



ACTIVITY



Adjusted Scheduled Activity (UDA)		
Month	2016	2017
April	236	-158
May	1,264	986
June	1,924	1,833
July	3,167	3,094
August	4,223	4,441
September	5,229	5,831
October	6,496	7,001
November	7,680	8,230
December	8,964	9,339
January	9,546	10,087
February	11,357	11,558
March	12,900	12,978
April	13,603	13,731
May	13,603	13,727
June	13,603	13,723

QUALITY

	Quantity	Base Number	Contract	AT	Region	England
% of FP17s for the same patient ID Re-attending within 3 months - Children	176	2,694	6.5%	12.0%	11.9%	12.3%
% of FP17s for the same patient ID Re-attending within 3 months - Adults	797	5,954	13.4%	17.2%	16.6%	16.7%
% of FP17s for the same patient ID Re-attending between 3 & 9 months - Children	1,826	2,694	67.8%	55.4%	60.2%	57.6%
% of FP17s for the same patient ID Re-attending between 3 & 9 months - Adults	3,086	5,954	51.8%	48.3%	51.5%	50.1%
% of FP17s for Band 1 Urgent Courses	436	7,919	5.5%	10.8%	9.5%	9.1%
% of FP17s Relating to Free Repair or Replacements	25	7,919	0.3%	0.6%	0.7%	0.8%
% of FP17s Relating to Continuations	131	7,919	1.7%	1.0%	1.2%	1.2%
% of Patients satisfied with the dentistry they have received	9	9	N/A	91.9%	93.1%	92.8%
% of Patients satisfied with the time they had to wait for an appointment	9	9	N/A	88.1%	88.8%	88.7%

* This is based on patients treated on this contract for their most recent course of treatment. Figures in italics indicate the base number of FP17s or Patient Questionnaire responses are less than 100. N/A is shown where the base number of responses is less than 10 during the period. % is calculated as Quantity/Base number*100

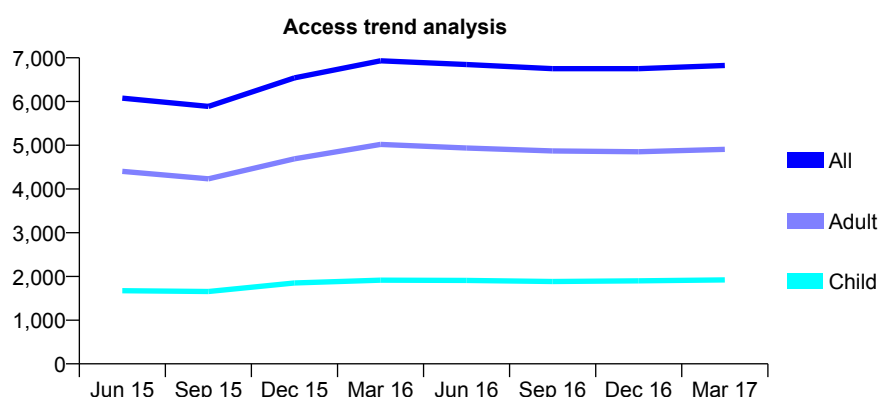
Q67 - Vital Signs At a Glance Contract Report for 196770/0002 - Year end March 2017

Name or company name	Simply Bright
Contract type name	GDS Contract
Purpose of contract	General
Contract start date	01/06/2011
Contract end date	

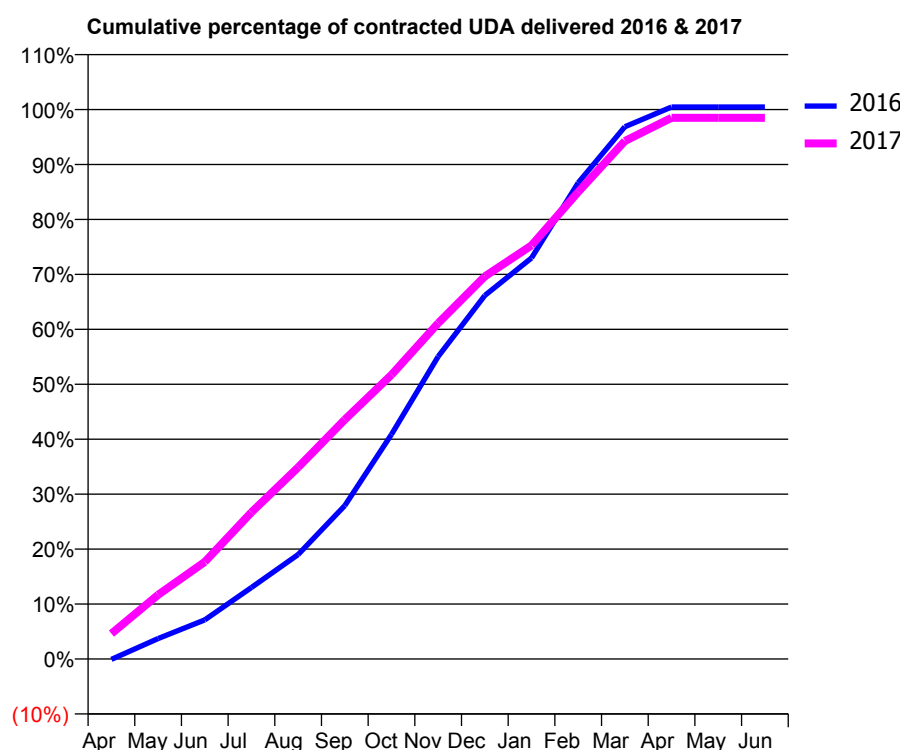
16/17 Contracted general activity (UDA)	18,000
Carry forward general activity (UDA)	-80
16/17 Contracted orthodontic activity (UOA)	0
Carry forward orthodontic activity (UOA)	0
Baseline contract value	£472,582.16

ACCESS*

Patients seen in 24 months	Total	Change since previous quarter
Quarter ending March 2016	6,932	
Quarter ending June 2016	6,846	↓
Quarter ending September 2016	6,752	↓
Quarter ending December 2016	6,751	→
Quarter ending March 2017	6,826	→
Variance since March 2016	(1.5%)	↓



ACTIVITY



Month	Adjusted Scheduled Activity (UDA)	
	2016	2017
April	-16	831
May	672	2,105
June	1,282	3,181
July	2,344	4,809
August	3,424	6,277
September	5,023	7,844
October	7,358	9,312
November	9,909	11,001
December	11,909	12,533
January	13,135	13,546
February	15,602	15,301
March	17,435	16,969
April	18,080	17,726
May	18,080	17,727
June	18,080	17,727

QUALITY

	Quantity	Base Number	Contract	AT	Region	England
% of FP17s for the same patient ID Re-attending within 3 months - Children	185	2,467	7.5%	12.0%	11.9%	12.3%
% of FP17s for the same patient ID Re-attending within 3 months - Adults	1,030	6,164	16.7%	17.2%	16.6%	16.7%
% of FP17s for the same patient ID Re-attending between 3 & 9 months - Children	1,106	2,467	44.8%	55.4%	60.2%	57.6%
% of FP17s for the same patient ID Re-attending between 3 & 9 months - Adults	2,689	6,164	43.6%	48.3%	51.5%	50.1%
% of FP17s for Band 1 Urgent Courses	831	8,653	9.6%	10.8%	9.5%	9.1%
% of FP17s Relating to Free Repair or Replacements	53	8,653	0.6%	0.6%	0.7%	0.8%
% of FP17s Relating to Continuations	214	8,653	2.5%	1.0%	1.2%	1.2%
% of Patients satisfied with the dentistry they have received	18	19	94.7%	91.9%	93.1%	92.8%
% of Patients satisfied with the time they had to wait for an appointment	13	19	68.4%	88.1%	88.8%	88.7%

* This is based on patients treated on this contract for their most recent course of treatment. Figures in italics indicate the base number of FP17s or Patient Questionnaire responses are less than 100. N/A is shown where the base number of responses is less than 10 during the period. % is calculated as Quantity/Base number*100

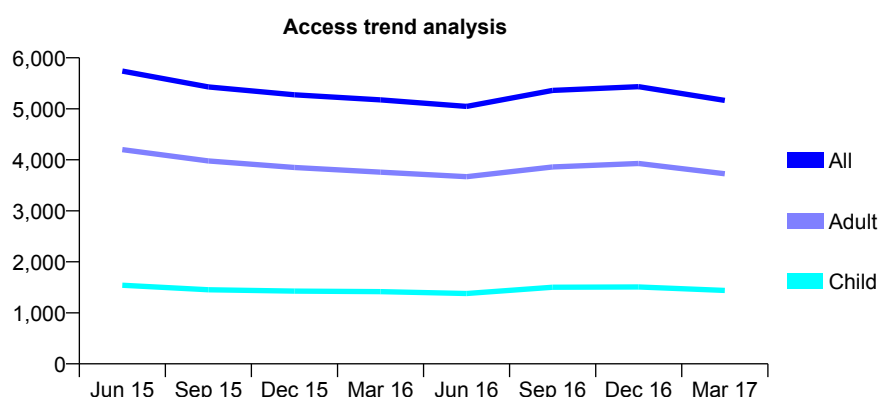
Q67 - Vital Signs At a Glance Contract Report for 196940/0001 - Year end March 2017

Name or company name	Mazdak Eyrumlu and Azad Eyrumlu
Contract type name	GDS Contract
Purpose of contract	General
Contract start date	01/04/2013
Contract end date	

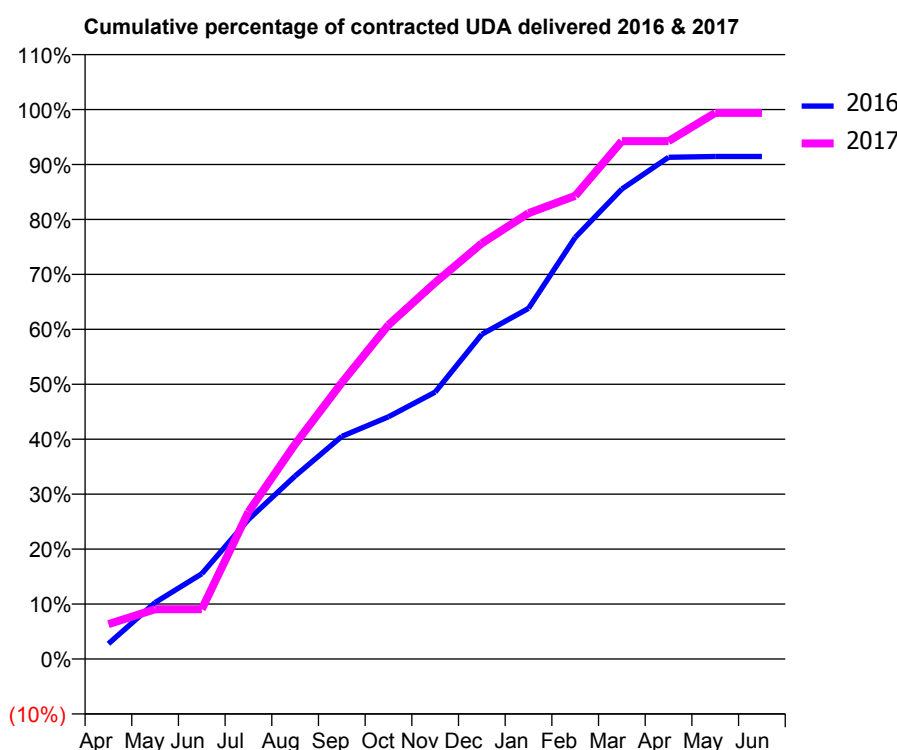
16/17 Contracted general activity (UDA)	19,344
Carry forward general activity (UDA)	0
16/17 Contracted orthodontic activity (UOA)	0
Carry forward orthodontic activity (UOA)	0
Baseline contract value	£559,047.44

ACCESS*

Patients seen in 24 months	Total	Change since previous quarter
Quarter ending March 2016	5,174	
Quarter ending June 2016	5,047	↓
Quarter ending September 2016	5,361	↑
Quarter ending December 2016	5,434	→
Quarter ending March 2017	5,165	↓
Variance since March 2016	(0.2%)	→



ACTIVITY



Adjusted Scheduled Activity (UDA)		
Month	2016	2017
April	537	1,230
May	1,989	1,752
June	3,000	1,755
July	4,913	5,179
August	6,443	7,565
September	7,836	9,729
October	8,525	11,762
November	9,396	13,247
December	11,433	14,632
January	12,345	15,695
February	14,842	16,307
March	16,543	18,229
April	17,664	18,229
May	17,689	19,226
June	17,690	19,226

QUALITY

	Quantity	Base Number	Contract	AT	Region	England
% of FP17s for the same patient ID Re-attending within 3 months - Children	220	1,776	12.4%	12.0%	11.9%	12.3%
% of FP17s for the same patient ID Re-attending within 3 months - Adults	1,120	4,750	23.6%	17.2%	16.6%	16.7%
% of FP17s for the same patient ID Re-attending between 3 & 9 months - Children	616	1,776	34.7%	55.4%	60.2%	57.6%
% of FP17s for the same patient ID Re-attending between 3 & 9 months - Adults	1,519	4,750	32.0%	48.3%	51.5%	50.1%
% of FP17s for Band 1 Urgent Courses	1,137	6,321	18.0%	10.8%	9.5%	9.1%
% of FP17s Relating to Free Repair or Replacements	71	6,321	1.1%	0.6%	0.7%	0.8%
% of FP17s Relating to Continuations	236	6,321	3.7%	1.0%	1.2%	1.2%
% of Patients satisfied with the dentistry they have received	16	16	100.0%	91.9%	93.1%	92.8%
% of Patients satisfied with the time they had to wait for an appointment	15	16	93.8%	88.1%	88.8%	88.7%

* This is based on patients treated on this contract for their most recent course of treatment. Figures in italics indicate the base number of FP17s or Patient Questionnaire responses are less than 100. N/A is shown where the base number of responses is less than 10 during the period. % is calculated as Quantity/Base number*100

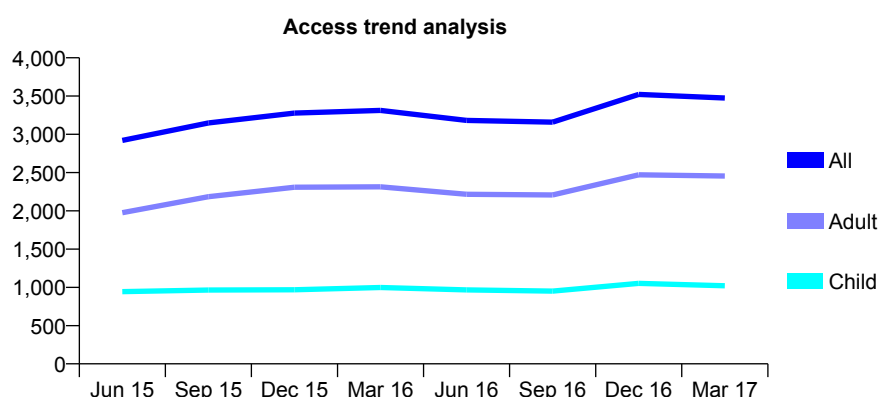
Q67 - Vital Signs At a Glance Contract Report for 196940/0002 - Year end March 2017

Name or company name	Mazdak Eyrumlu and Azad Eyrumlu
Contract type name	GDS Contract
Purpose of contract	General
Contract start date	14/02/2014
Contract end date	

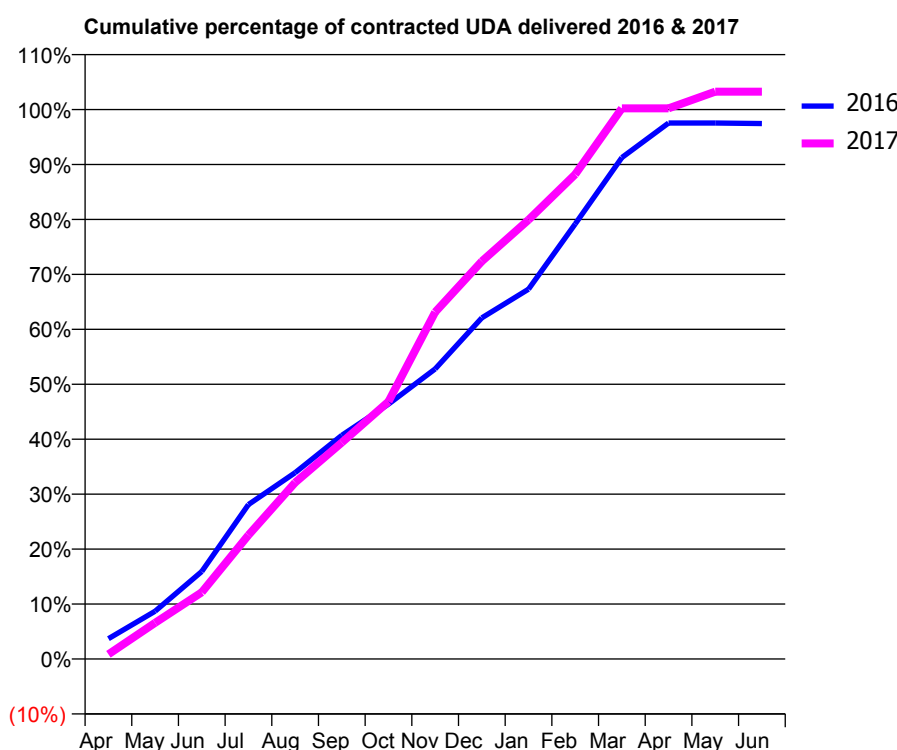
16/17 Contracted general activity (UDA)	10,620
Carry forward general activity (UDA)	271
16/17 Contracted orthodontic activity (UOA)	0
Carry forward orthodontic activity (UOA)	0
Baseline contract value	£298,899.49

ACCESS*

Patients seen in 24 months	Total	Change since previous quarter
Quarter ending March 2016	3,312	
Quarter ending June 2016	3,182	↓
Quarter ending September 2016	3,159	→
Quarter ending December 2016	3,522	↑
Quarter ending March 2017	3,475	↓
Variance since March 2016	4.9%	↑



ACTIVITY



Month	Adjusted Scheduled Activity (UDA)	
	2016	2017
April	393	92
May	924	700
June	1,692	1,290
July	2,986	2,394
August	3,602	3,411
September	4,323	4,183
October	4,926	4,974
November	5,608	6,705
December	6,593	7,687
January	7,147	8,487
February	8,409	9,366
March	9,692	10,642
April	10,358	10,642
May	10,358	10,963
June	10,349	10,963

QUALITY

	Quantity	Base Number	Contract	AT	Region	England
% of FP17s for the same patient ID Re-attending within 3 months - Children	95	1,159	8.2%	12.0%	11.9%	12.3%
% of FP17s for the same patient ID Re-attending within 3 months - Adults	438	2,533	17.3%	17.2%	16.6%	16.7%
% of FP17s for the same patient ID Re-attending between 3 & 9 months - Children	303	1,159	26.1%	55.4%	60.2%	57.6%
% of FP17s for the same patient ID Re-attending between 3 & 9 months - Adults	467	2,533	18.4%	48.3%	51.5%	50.1%
% of FP17s for Band 1 Urgent Courses	710	3,608	19.7%	10.8%	9.5%	9.1%
% of FP17s Relating to Free Repair or Replacements	4	3,608	0.1%	0.6%	0.7%	0.8%
% of FP17s Relating to Continuations	42	3,608	1.2%	1.0%	1.2%	1.2%
% of Patients satisfied with the dentistry they have received	4	4	N/A	91.9%	93.1%	92.8%
% of Patients satisfied with the time they had to wait for an appointment	4	4	N/A	88.1%	88.8%	88.7%

* This is based on patients treated on this contract for their most recent course of treatment. Figures in italics indicate the base number of FP17s or Patient Questionnaire responses are less than 100. N/A is shown where the base number of responses is less than 10 during the period. % is calculated as Quantity/Base number*100

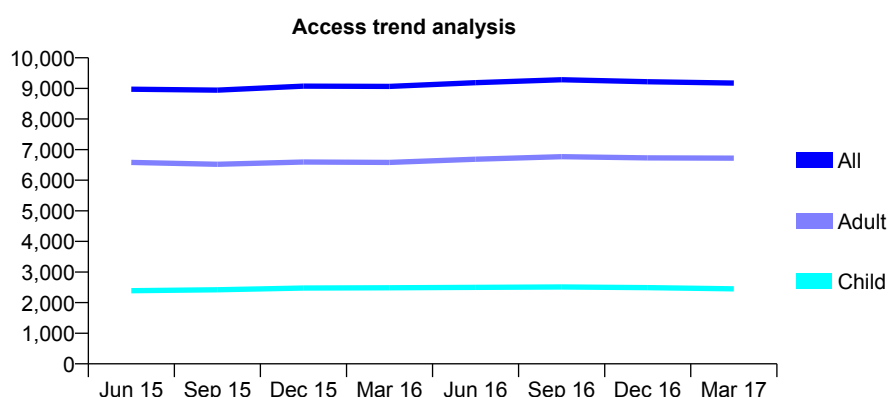
Q67 - Vital Signs At a Glance Contract Report for 199907/0001 - Year end March 2017

Name or company name	Maidstone Dental Care Ltd
Contract type name	GDS Contract
Purpose of contract	General
Contract start date	01/06/2008
Contract end date	

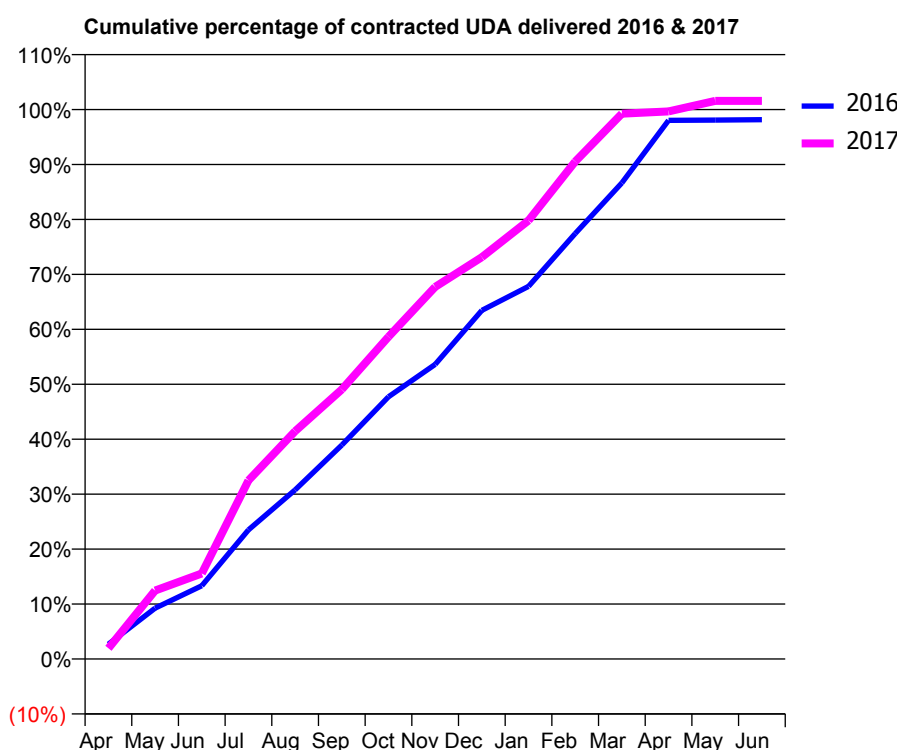
16/17 Contracted general activity (UDA)	25,840
Carry forward general activity (UDA)	481
16/17 Contracted orthodontic activity (UOA)	0
Carry forward orthodontic activity (UOA)	0
Baseline contract value	£631,798.20

ACCESS*

Patients seen in 24 months	Total	Change since previous quarter
Quarter ending March 2016	9,066	
Quarter ending June 2016	9,188	→
Quarter ending September 2016	9,283	→
Quarter ending December 2016	9,219	→
Quarter ending March 2017	9,175	→
Variance since March 2016	1.2%	→



ACTIVITY



Month	Adjusted Scheduled Activity (UDA)	
	2016	2017
April	702	506
May	2,394	3,221
June	3,446	4,023
July	6,072	8,400
August	7,957	10,713
September	10,060	12,678
October	12,329	15,153
November	13,853	17,496
December	16,391	18,898
January	17,522	20,622
February	20,009	23,390
March	22,386	25,644
April	25,333	25,753
May	25,343	26,242
June	25,359	26,242

QUALITY

	Quantity	Base Number	Contract	AT	Region	England
% of FP17s for the same patient ID Re-attending within 3 months - Children	232	3,928	5.9%	12.0%	11.9%	12.3%
% of FP17s for the same patient ID Re-attending within 3 months - Adults	1,395	9,735	14.3%	17.2%	16.6%	16.7%
% of FP17s for the same patient ID Re-attending between 3 & 9 months - Children	2,247	3,928	57.2%	55.4%	60.2%	57.6%
% of FP17s for the same patient ID Re-attending between 3 & 9 months - Adults	4,732	9,735	48.6%	48.3%	51.5%	50.1%
% of FP17s for Band 1 Urgent Courses	1,177	12,729	9.2%	10.8%	9.5%	9.1%
% of FP17s Relating to Free Repair or Replacements	110	12,729	0.9%	0.6%	0.7%	0.8%
% of FP17s Relating to Continuations	242	12,729	1.9%	1.0%	1.2%	1.2%
% of Patients satisfied with the dentistry they have received	16	17	94.1%	91.9%	93.1%	92.8%
% of Patients satisfied with the time they had to wait for an appointment	15	17	88.2%	88.1%	88.8%	88.7%

* This is based on patients treated on this contract for their most recent course of treatment. Figures in italics indicate the base number of FP17s or Patient Questionnaire responses are less than 100. N/A is shown where the base number of responses is less than 10 during the period. % is calculated as Quantity/Base number*100

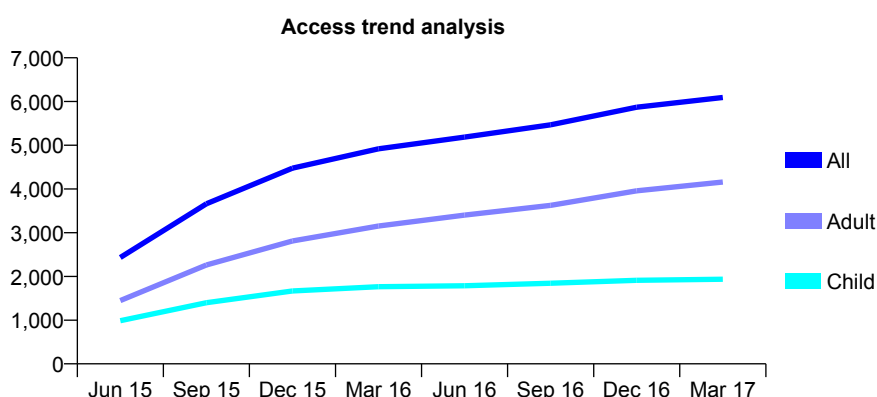
Q67 - Vital Signs At a Glance Contract Report for 203769/0002 - Year end March 2017

Name or company name	MR CP DE LANGE
Contract type name	GDS Contract
Purpose of contract	General
Contract start date	04/04/2011
Contract end date	

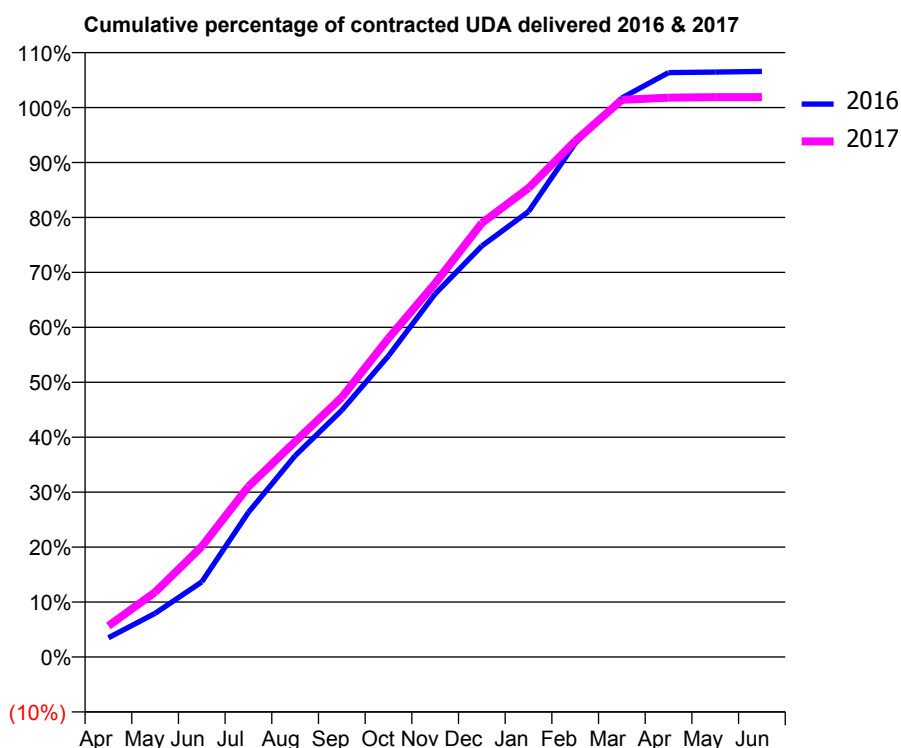
16/17 Contracted general activity (UDA)	16,998
Carry forward general activity (UDA)	-309
16/17 Contracted orthodontic activity (UOA)	0
Carry forward orthodontic activity (UOA)	0
Baseline contract value	£431,038.96

ACCESS*

Patients seen in 24 months	Total	Change since previous quarter
Quarter ending March 2016	4,917	
Quarter ending June 2016	5,188	↑
Quarter ending September 2016	5,468	↑
Quarter ending December 2016	5,870	↑
Quarter ending March 2017	6,094	↑
Variance since March 2016	23.9%	↑



ACTIVITY



Adjusted Scheduled Activity (UDA)		
Month	2016	2017
April	542	965
May	1,228	2,007
June	2,112	3,419
July	4,068	5,276
August	5,654	6,664
September	6,931	8,035
October	8,461	9,863
November	10,203	11,559
December	11,550	13,423
January	12,516	14,506
February	14,432	15,959
March	15,708	17,235
April	16,419	17,303
May	16,434	17,320
June	16,454	17,320

QUALITY

	Quantity	Base Number	Contract	AT	Region	England
% of FP17s for the same patient ID Re-attending within 3 months - Children	167	2,602	6.4%	12.0%	11.9%	12.3%
% of FP17s for the same patient ID Re-attending within 3 months - Adults	707	5,274	13.4%	17.2%	16.6%	16.7%
% of FP17s for the same patient ID Re-attending between 3 & 9 months - Children	955	2,602	36.7%	55.4%	60.2%	57.6%
% of FP17s for the same patient ID Re-attending between 3 & 9 months - Adults	2,188	5,274	41.5%	48.3%	51.5%	50.1%
% of FP17s for Band 1 Urgent Courses	713	7,484	9.5%	10.8%	9.5%	9.1%
% of FP17s Relating to Free Repair or Replacements	26	7,484	0.3%	0.6%	0.7%	0.8%
% of FP17s Relating to Continuations	17	7,484	0.2%	1.0%	1.2%	1.2%
% of Patients satisfied with the dentistry they have received	11	13	84.6%	91.9%	93.1%	92.8%
% of Patients satisfied with the time they had to wait for an appointment	11	13	84.6%	88.1%	88.8%	88.7%

* This is based on patients treated on this contract for their most recent course of treatment. Figures in italics indicate the base number of FP17s or Patient Questionnaire responses are less than 100. N/A is shown where the base number of responses is less than 10 during the period. % is calculated as Quantity/Base number*100

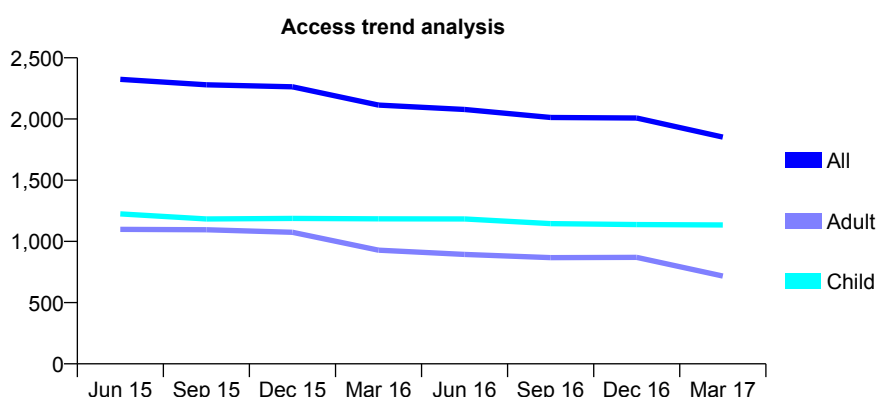
Q67 - Vital Signs At a Glance Contract Report for 205079/0003 - Year end March 2017

Name or company name	MR PR GARROD
Contract type name	GDS Contract
Purpose of contract	General
Contract start date	01/04/2010
Contract end date	

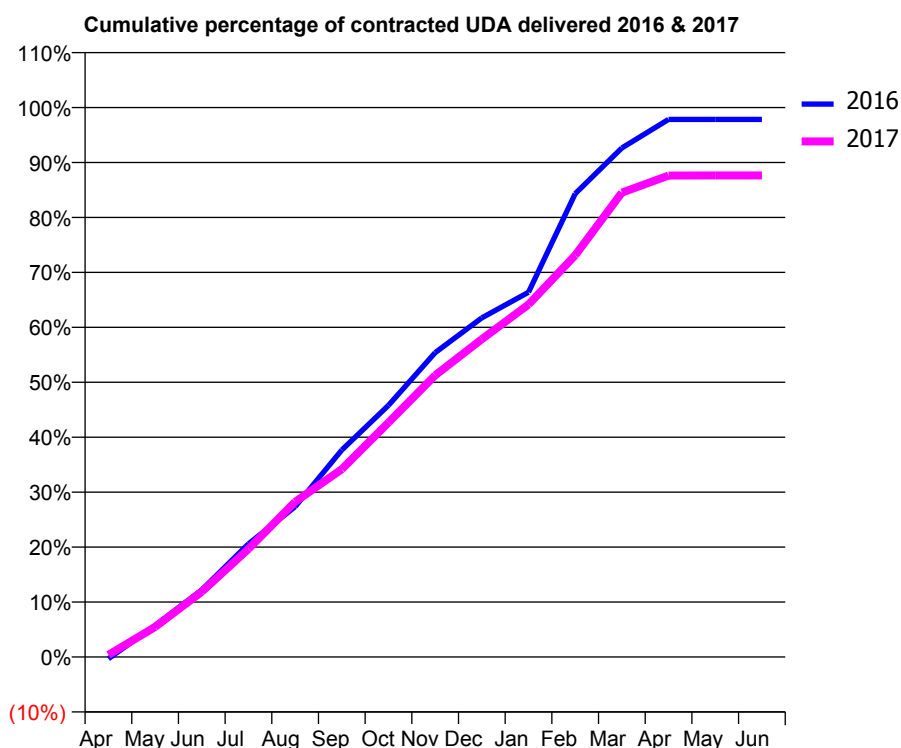
16/17 Contracted general activity (UDA)	5,871
Carry forward general activity (UDA)	127
16/17 Contracted orthodontic activity (UOA)	0
Carry forward orthodontic activity (UOA)	0
Baseline contract value	£147,906.92

ACCESS*

Patients seen in 24 months	Total	Change since previous quarter
Quarter ending March 2016	2,114	
Quarter ending June 2016	2,078	↓
Quarter ending September 2016	2,013	↓
Quarter ending December 2016	2,008	→
Quarter ending March 2017	1,852	↓
Variance since March 2016	(12.4%)	↓



ACTIVITY



Month	Adjusted Scheduled Activity (UDA)	
	2016	2017
April	-20	23
May	338	321
June	717	698
July	1,209	1,154
August	1,606	1,657
September	2,211	2,007
October	2,689	2,505
November	3,251	3,009
December	3,624	3,396
January	3,898	3,766
February	4,951	4,291
March	5,439	4,961
April	5,744	5,144
May	5,744	5,146
June	5,744	5,146

QUALITY

	Quantity	Base Number	Contract	AT	Region	England
% of FP17s for the same patient ID Re-attending within 3 months - Children	97	1,720	5.6%	12.0%	11.9%	12.3%
% of FP17s for the same patient ID Re-attending within 3 months - Adults	116	830	14.0%	17.2%	16.6%	16.7%
% of FP17s for the same patient ID Re-attending between 3 & 9 months - Children	1,156	1,720	67.2%	55.4%	60.2%	57.6%
% of FP17s for the same patient ID Re-attending between 3 & 9 months - Adults	460	830	55.4%	48.3%	51.5%	50.1%
% of FP17s for Band 1 Urgent Courses	124	2,508	4.9%	10.8%	9.5%	9.1%
% of FP17s Relating to Free Repair or Replacements	0	2,508	0.0%	0.6%	0.7%	0.8%
% of FP17s Relating to Continuations	1	2,508	0.0%	1.0%	1.2%	1.2%
% of Patients satisfied with the dentistry they have received	4	4	N/A	91.9%	93.1%	92.8%
% of Patients satisfied with the time they had to wait for an appointment	4	4	N/A	88.1%	88.8%	88.7%

* This is based on patients treated on this contract for their most recent course of treatment. Figures in italics indicate the base number of FP17s or Patient Questionnaire responses are less than 100. N/A is shown where the base number of responses is less than 10 during the period. % is calculated as Quantity/Base number*100

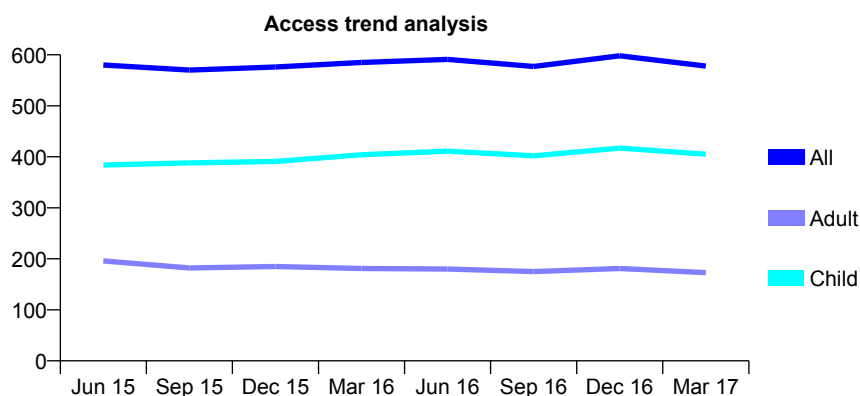
Q67 - Vital Signs At a Glance Contract Report for 210021/0001 - Year end March 2017

Name or company name	MR PK DOWNES
Contract type name	GDS Contract
Purpose of contract	General and Orthodontic
Contract start date	01/04/2006
Contract end date	

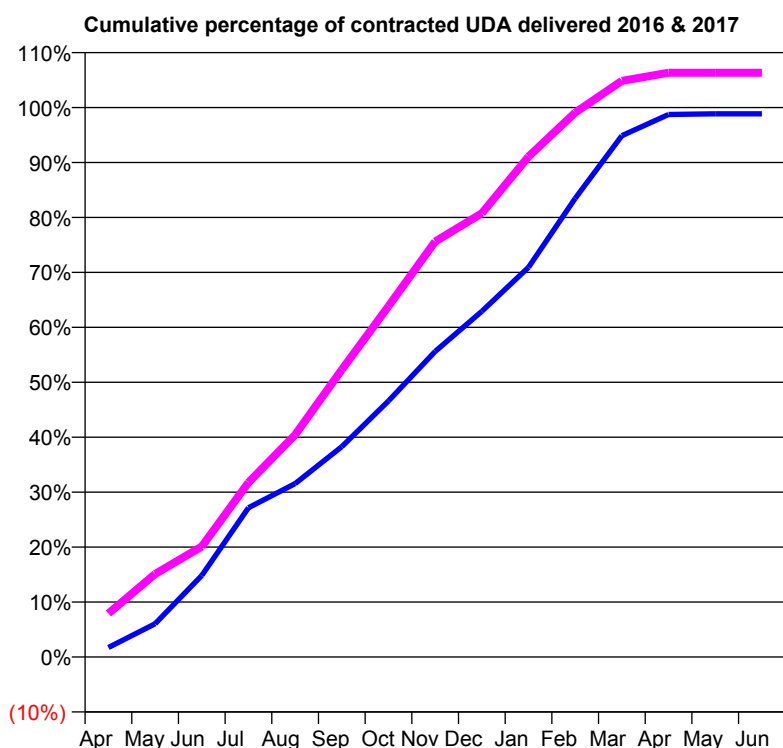
16/17 Contracted general activity (UDA)	1,025
Carry forward general activity (UDA)	0
16/17 Contracted orthodontic activity (UOA)	0
Carry forward orthodontic activity (UOA)	0
Baseline contract value	£51,319.63

ACCESS*

Patients seen in 24 months	Total	Change since previous quarter
Quarter ending March 2016	585	
Quarter ending June 2016	591	→
Quarter ending September 2016	577	↓
Quarter ending December 2016	598	↑
Quarter ending March 2017	578	↓
Variance since March 2016	(1.2%)	↓



ACTIVITY



Month	Adjusted Scheduled Activity (UDA)	
	2016	2017
April	17	81
May	61	155
June	148	206
July	272	325
August	316	414
September	383	536
October	466	654
November	556	775
December	629	828
January	709	933
February	835	1,015
March	949	1,075
April	987	1,090
May	988	1,090
June	988	1,090

QUALITY

	Quantity	Base Number	Contract	AT	Region	England
% of FP17s for the same patient ID Re-attending within 3 months - Children	41	658	6.2%	12.0%	11.9%	12.3%
% of FP17s for the same patient ID Re-attending within 3 months - Adults	21	189	11.1%	17.2%	16.6%	16.7%
% of FP17s for the same patient ID Re-attending between 3 & 9 months - Children	396	658	60.2%	55.4%	60.2%	57.6%
% of FP17s for the same patient ID Re-attending between 3 & 9 months - Adults	98	189	51.9%	48.3%	51.5%	50.1%
% of FP17s for Band 1 Urgent Courses	29	797	3.6%	10.8%	9.5%	9.1%
% of FP17s Relating to Free Repair or Replacements	0	797	0.0%	0.6%	0.7%	0.8%
% of FP17s Relating to Continuations	0	797	0.0%	1.0%	1.2%	1.2%
% of Patients satisfied with the dentistry they have received	1	1	N/A	91.9%	93.1%	92.8%
% of Patients satisfied with the time they had to wait for an appointment	1	1	N/A	88.1%	88.8%	88.7%

* This is based on patients treated on this contract for their most recent course of treatment. Figures in italics indicate the base number of FP17s or Patient Questionnaire responses are less than 100. N/A is shown where the base number of responses is less than 10 during the period. % is calculated as Quantity/Base number*100

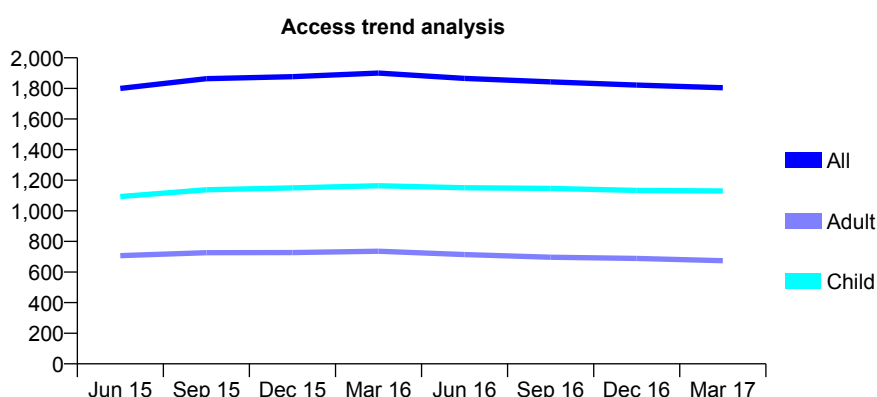
Q67 - Vital Signs At a Glance Contract Report for 210307/0001 - Year end March 2017

Name or company name	MR HM WINSTONE
Contract type name	GDS Contract
Purpose of contract	General
Contract start date	01/04/2006
Contract end date	

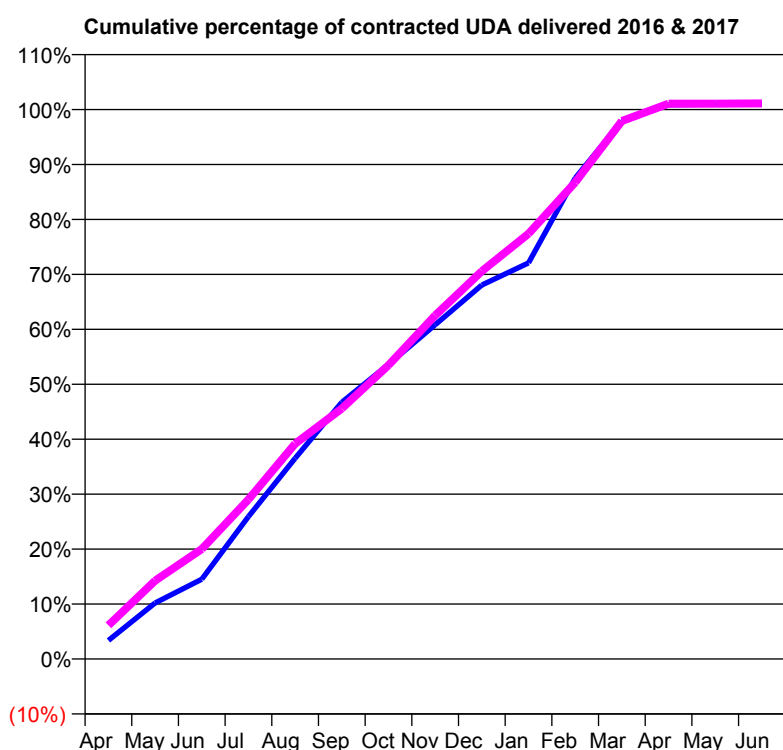
16/17 Contracted general activity (UDA)	4,664
Carry forward general activity (UDA)	-45
16/17 Contracted orthodontic activity (UOA)	0
Carry forward orthodontic activity (UOA)	0
Baseline contract value	£114,036.64

ACCESS*

Patients seen in 24 months	Total	Change since previous quarter
Quarter ending March 2016	1,900	
Quarter ending June 2016	1,865	↓
Quarter ending September 2016	1,843	↓
Quarter ending December 2016	1,822	↓
Quarter ending March 2017	1,804	→
Variance since March 2016	(5.1%)	↓



ACTIVITY



Month	Adjusted Scheduled Activity (UDA)	
	2016	2017
April	158	286
May	475	665
June	678	934
July	1,210	1,355
August	1,703	1,827
September	2,179	2,126
October	2,500	2,494
November	2,837	2,917
December	3,174	3,292
January	3,362	3,609
February	4,082	4,046
March	4,566	4,566
April	4,705	4,713
May	4,709	4,713
June	4,709	4,715

QUALITY

	Quantity	Base Number	Contract	AT	Region	England
% of FP17s for the same patient ID Re-attending within 3 months - Children	172	1,886	9.1%	12.0%	11.9%	12.3%
% of FP17s for the same patient ID Re-attending within 3 months - Adults	124	817	15.2%	17.2%	16.6%	16.7%
% of FP17s for the same patient ID Re-attending between 3 & 9 months - Children	1,268	1,886	67.2%	55.4%	60.2%	57.6%
% of FP17s for the same patient ID Re-attending between 3 & 9 months - Adults	457	817	55.9%	48.3%	51.5%	50.1%
% of FP17s for Band 1 Urgent Courses	120	2,720	4.4%	10.8%	9.5%	9.1%
% of FP17s Relating to Free Repair or Replacements	2	2,720	0.1%	0.6%	0.7%	0.8%
% of FP17s Relating to Continuations	1	2,720	0.0%	1.0%	1.2%	1.2%
% of Patients satisfied with the dentistry they have received	3	3	N/A	91.9%	93.1%	92.8%
% of Patients satisfied with the time they had to wait for an appointment	3	3	N/A	88.1%	88.8%	88.7%

* This is based on patients treated on this contract for their most recent course of treatment. Figures in italics indicate the base number of FP17s or Patient Questionnaire responses are less than 100. N/A is shown where the base number of responses is less than 10 during the period. % is calculated as Quantity/Base number*100

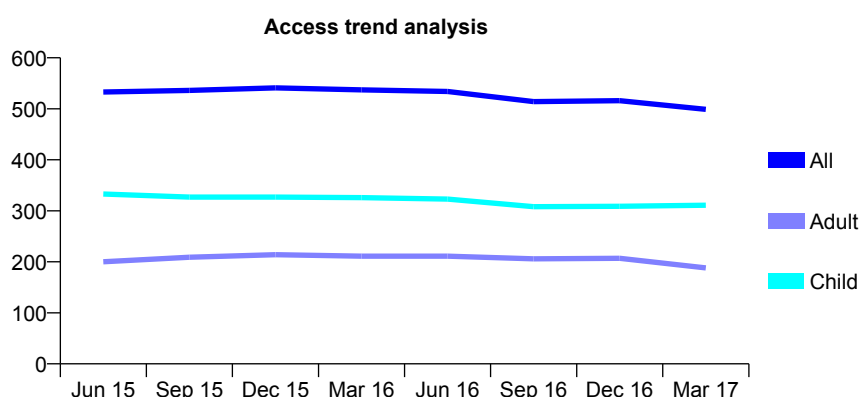
Q67 - Vital Signs At a Glance Contract Report for 219835/0001 - Year end March 2017

Name or company name	MISS JJ HOGAN
Contract type name	GDS Contract
Purpose of contract	General
Contract start date	01/04/2006
Contract end date	

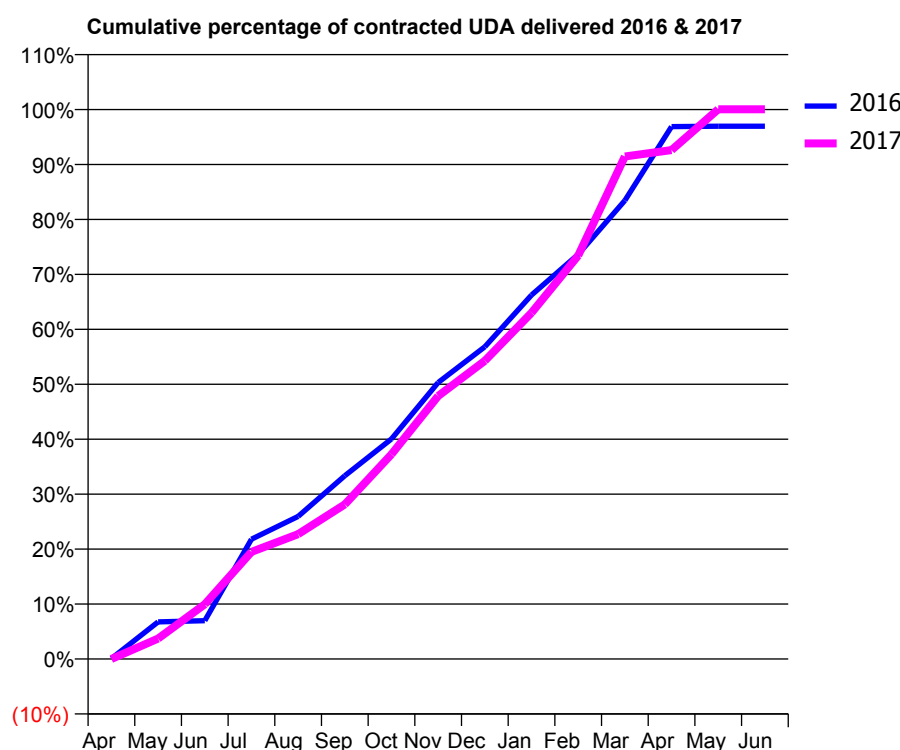
16/17 Contracted general activity (UDA)	1,280
Carry forward general activity (UDA)	0
16/17 Contracted orthodontic activity (UOA)	0
Carry forward orthodontic activity (UOA)	0
Baseline contract value	£28,451.51

ACCESS*

Patients seen in 24 months	Total	Change since previous quarter
Quarter ending March 2016	537	
Quarter ending June 2016	534	→
Quarter ending September 2016	514	↓
Quarter ending December 2016	516	→
Quarter ending March 2017	499	↓
Variance since March 2016	(7.1%)	↓



ACTIVITY



Adjusted Scheduled Activity (UDA)		
Month	2016	2017
April	1	0
May	86	48
June	89	128
July	279	250
August	332	291
September	427	360
October	513	477
November	644	613
December	727	695
January	848	806
February	943	940
March	1,068	1,171
April	1,240	1,186
May	1,241	1,280
June	1,241	1,280

QUALITY

	Quantity	Base Number	Contract	AT	Region	England
% of FP17s for the same patient ID Re-attending within 3 months - Children	45	465	9.7%	12.0%	11.9%	12.3%
% of FP17s for the same patient ID Re-attending within 3 months - Adults	57	251	22.7%	17.2%	16.6%	16.7%
% of FP17s for the same patient ID Re-attending between 3 & 9 months - Children	191	465	41.1%	55.4%	60.2%	57.6%
% of FP17s for the same patient ID Re-attending between 3 & 9 months - Adults	119	251	47.4%	48.3%	51.5%	50.1%
% of FP17s for Band 1 Urgent Courses	42	708	5.9%	10.8%	9.5%	9.1%
% of FP17s Relating to Free Repair or Replacements	3	708	0.4%	0.6%	0.7%	0.8%
% of FP17s Relating to Continuations	0	708	0.0%	1.0%	1.2%	1.2%
% of Patients satisfied with the dentistry they have received	0	0	N/A	91.9%	93.1%	92.8%
% of Patients satisfied with the time they had to wait for an appointment	0	0	N/A	88.1%	88.8%	88.7%

* This is based on patients treated on this contract for their most recent course of treatment. Figures in italics indicate the base number of FP17s or Patient Questionnaire responses are less than 100. N/A is shown where the base number of responses is less than 10 during the period. % is calculated as Quantity/Base number*100

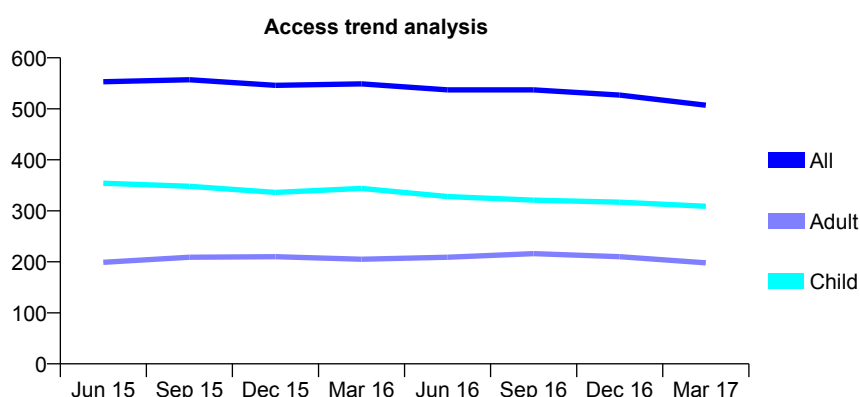
Q67 - Vital Signs At a Glance Contract Report for 219924/0001 - Year end March 2017

Name or company name	MRS FM MURCH
Contract type name	GDS Contract
Purpose of contract	General
Contract start date	01/04/2006
Contract end date	

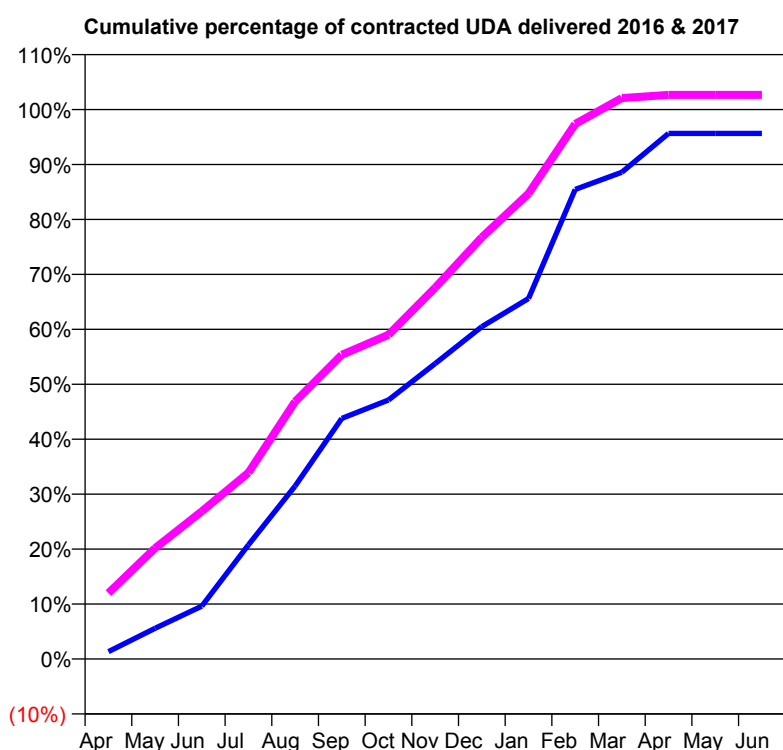
16/17 Contracted general activity (UDA)	1,047
Carry forward general activity (UDA)	0
16/17 Contracted orthodontic activity (UOA)	0
Carry forward orthodontic activity (UOA)	0
Baseline contract value	£25,599.56

ACCESS*

Patients seen in 24 months	Total	Change since previous quarter
Quarter ending March 2016	549	
Quarter ending June 2016	537	↓
Quarter ending September 2016	537	→
Quarter ending December 2016	527	↓
Quarter ending March 2017	507	↓
Variance since March 2016	(7.7%)	↓



ACTIVITY



Adjusted Scheduled Activity (UDA)		
Month	2016	2017
April	14	126
May	59	211
June	101	281
July	218	355
August	330	491
September	459	580
October	494	618
November	563	707
December	633	803
January	687	887
February	895	1,019
March	928	1,069
April	1,001	1,075
May	1,001	1,075
June	1,001	1,075

QUALITY

	Quantity	Base Number	Contract	AT	Region	England
% of FP17s for the same patient ID Re-attending within 3 months - Children	39	454	8.6%	12.0%	11.9%	12.3%
% of FP17s for the same patient ID Re-attending within 3 months - Adults	24	192	12.5%	17.2%	16.6%	16.7%
% of FP17s for the same patient ID Re-attending between 3 & 9 months - Children	248	454	54.6%	55.4%	60.2%	57.6%
% of FP17s for the same patient ID Re-attending between 3 & 9 months - Adults	82	192	42.7%	48.3%	51.5%	50.1%
% of FP17s for Band 1 Urgent Courses	34	610	5.6%	10.8%	9.5%	9.1%
% of FP17s Relating to Free Repair or Replacements	0	610	0.0%	0.6%	0.7%	0.8%
% of FP17s Relating to Continuations	0	610	0.0%	1.0%	1.2%	1.2%
% of Patients satisfied with the dentistry they have received	1	1	N/A	91.9%	93.1%	92.8%
% of Patients satisfied with the time they had to wait for an appointment	1	1	N/A	88.1%	88.8%	88.7%

* This is based on patients treated on this contract for their most recent course of treatment. Figures in italics indicate the base number of FP17s or Patient Questionnaire responses are less than 100. N/A is shown where the base number of responses is less than 10 during the period. % is calculated as Quantity/Base number*100

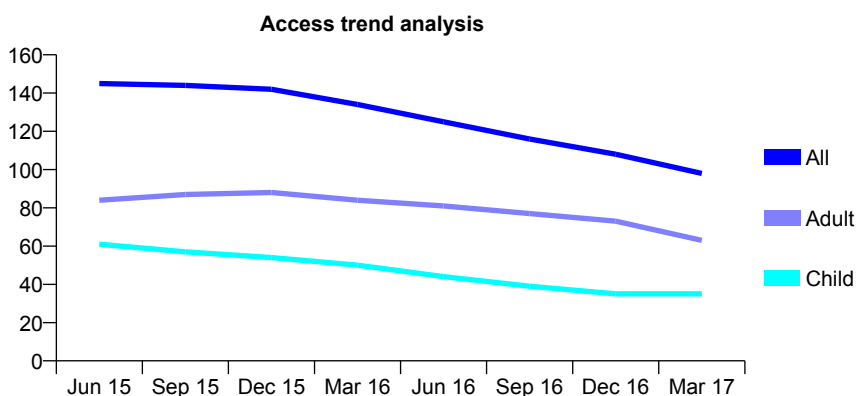
Q67 - Vital Signs At a Glance Contract Report for 221066/0001 - Year end March 2017

Name or company name	MR JT JOHNSTON
Contract type name	GDS Contract
Purpose of contract	General
Contract start date	01/04/2006
Contract end date	

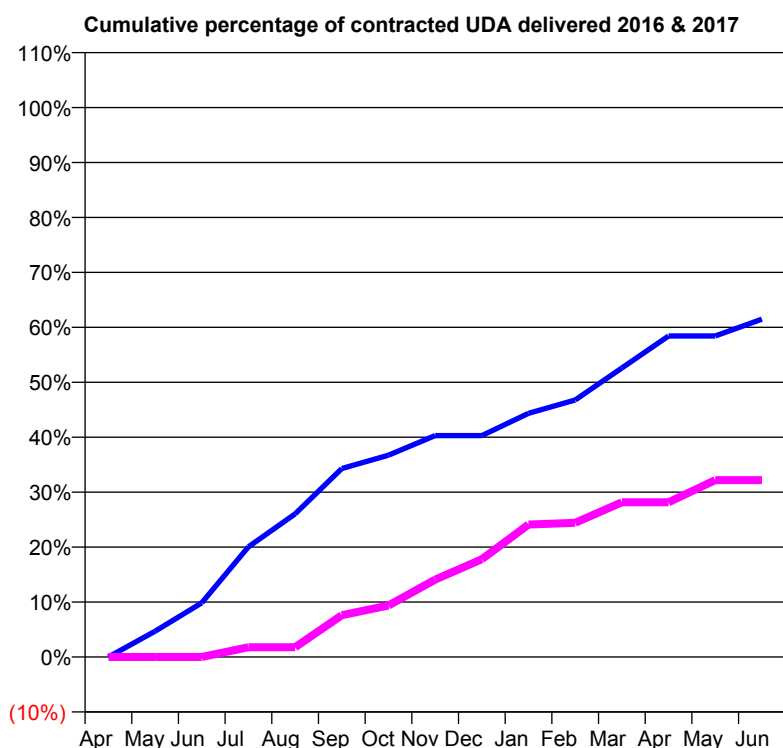
16/17 Contracted general activity (UDA)	618
Carry forward general activity (UDA)	0
16/17 Contracted orthodontic activity (UOA)	0
Carry forward orthodontic activity (UOA)	0
Baseline contract value	£15,110.33

ACCESS*

Patients seen in 24 months	Total	Change since previous quarter
Quarter ending March 2016	134	
Quarter ending June 2016	125	↓
Quarter ending September 2016	116	↓
Quarter ending December 2016	108	↓
Quarter ending March 2017	98	↓
Variance since March 2016	(26.9%)	↓



ACTIVITY



Month	Adjusted Scheduled Activity (UDA)	
	2016	2017
April	0	0
May	29	0
June	61	0
July	124	11
August	161	11
September	212	47
October	227	58
November	249	87
December	249	110
January	274	149
February	289	151
March	325	174
April	361	174
May	361	199
June	380	199

QUALITY

	Quantity	Base Number	Contract	AT	Region	England
% of FP17s for the same patient ID Re-attending within 3 months - Children	0	46	0.0%	12.0%	11.9%	12.3%
% of FP17s for the same patient ID Re-attending within 3 months - Adults	5	76	6.6%	17.2%	16.6%	16.7%
% of FP17s for the same patient ID Re-attending between 3 & 9 months - Children	32	46	69.6%	55.4%	60.2%	57.6%
% of FP17s for the same patient ID Re-attending between 3 & 9 months - Adults	47	76	61.8%	48.3%	51.5%	50.1%
% of FP17s for Band 1 Urgent Courses	0	112	0.0%	10.8%	9.5%	9.1%
% of FP17s Relating to Free Repair or Replacements	0	112	0.0%	0.6%	0.7%	0.8%
% of FP17s Relating to Continuations	0	112	0.0%	1.0%	1.2%	1.2%
% of Patients satisfied with the dentistry they have received	0	0	N/A	91.9%	93.1%	92.8%
% of Patients satisfied with the time they had to wait for an appointment	0	0	N/A	88.1%	88.8%	88.7%

* This is based on patients treated on this contract for their most recent course of treatment. Figures in italics indicate the base number of FP17s or Patient Questionnaire responses are less than 100. N/A is shown where the base number of responses is less than 10 during the period. % is calculated as Quantity/Base number*100

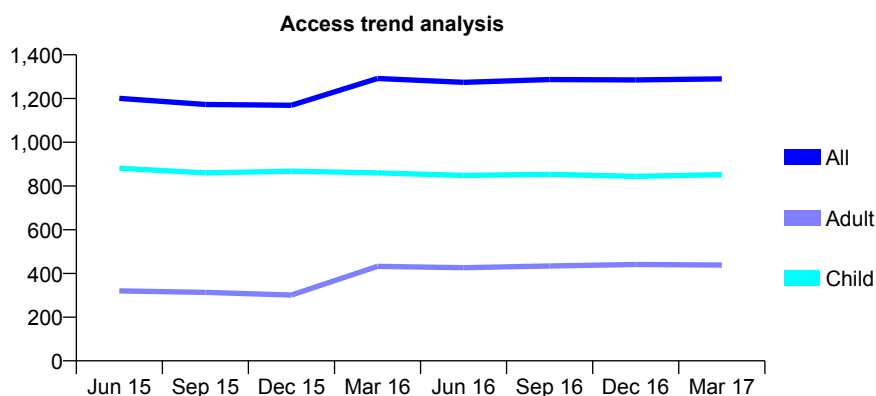
Q67 - Vital Signs At a Glance Contract Report for 221503/0001 - Year end March 2017

Name or company name	MR UL PERERA
Contract type name	GDS Contract
Purpose of contract	General
Contract start date	01/04/2006
Contract end date	

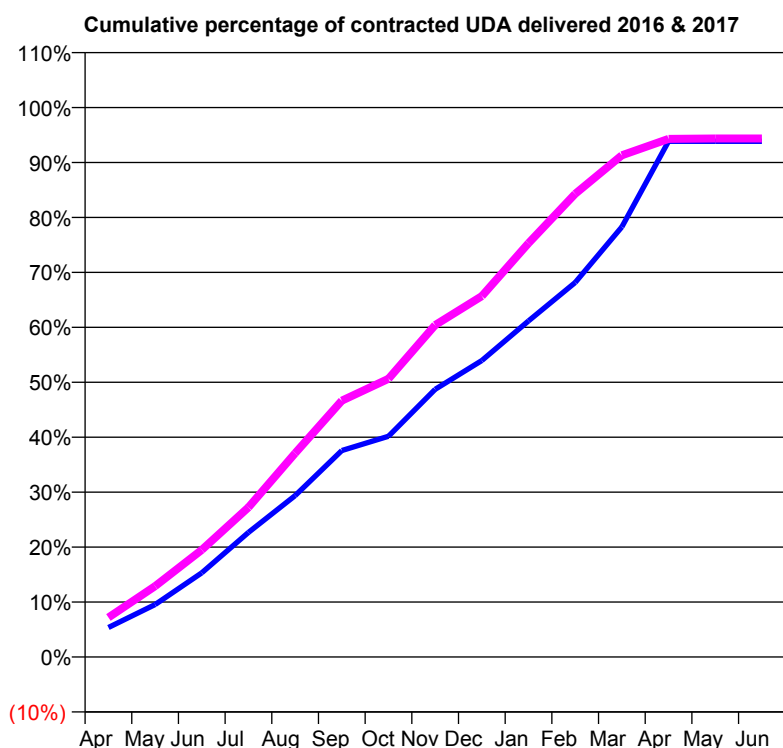
16/17 Contracted general activity (UDA)	4,054
Carry forward general activity (UDA)	0
16/17 Contracted orthodontic activity (UOA)	0
Carry forward orthodontic activity (UOA)	0
Baseline contract value	£99,121.90

ACCESS*

Patients seen in 24 months	Total	Change since previous quarter
Quarter ending March 2016	1,292	
Quarter ending June 2016	1,274	↓
Quarter ending September 2016	1,287	→
Quarter ending December 2016	1,285	→
Quarter ending March 2017	1,290	→
Variance since March 2016	(0.2%)	→



ACTIVITY



Adjusted Scheduled Activity (UDA)		
Month	2016	2017
April	218	291
May	388	523
June	621	791
July	920	1,104
August	1,190	1,504
September	1,524	1,891
October	1,629	2,053
November	1,975	2,449
December	2,188	2,662
January	2,479	3,054
February	2,763	3,417
March	3,173	3,701
April	3,805	3,822
May	3,805	3,825
June	3,805	3,825

QUALITY

	Quantity	Base Number	Contract	AT	Region	England
% of FP17s for the same patient ID Re-attending within 3 months - Children	78	1,460	5.3%	12.0%	11.9%	12.3%
% of FP17s for the same patient ID Re-attending within 3 months - Adults	35	389	9.0%	17.2%	16.6%	16.7%
% of FP17s for the same patient ID Re-attending between 3 & 9 months - Children	980	1,460	67.1%	55.4%	60.2%	57.6%
% of FP17s for the same patient ID Re-attending between 3 & 9 months - Adults	168	389	43.2%	48.3%	51.5%	50.1%
% of FP17s for Band 1 Urgent Courses	52	1,679	3.1%	10.8%	9.5%	9.1%
% of FP17s Relating to Free Repair or Replacements	0	1,679	0.0%	0.6%	0.7%	0.8%
% of FP17s Relating to Continuations	0	1,679	0.0%	1.0%	1.2%	1.2%
% of Patients satisfied with the dentistry they have received	0	0	N/A	91.9%	93.1%	92.8%
% of Patients satisfied with the time they had to wait for an appointment	0	0	N/A	88.1%	88.8%	88.7%

* This is based on patients treated on this contract for their most recent course of treatment. Figures in italics indicate the base number of FP17s or Patient Questionnaire responses are less than 100. N/A is shown where the base number of responses is less than 10 during the period. % is calculated as Quantity/Base number*100

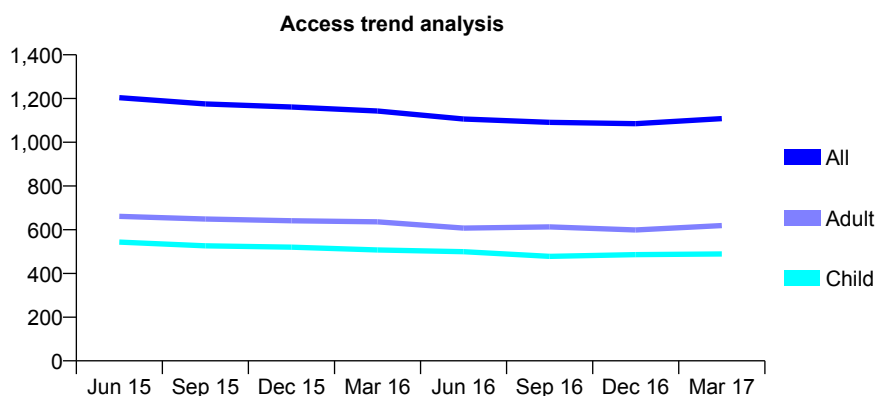
Q67 - Vital Signs At a Glance Contract Report for 224006/0001 - Year end March 2017

Name or company name	MR RW LUKE
Contract type name	GDS Contract
Purpose of contract	General
Contract start date	01/04/2006
Contract end date	

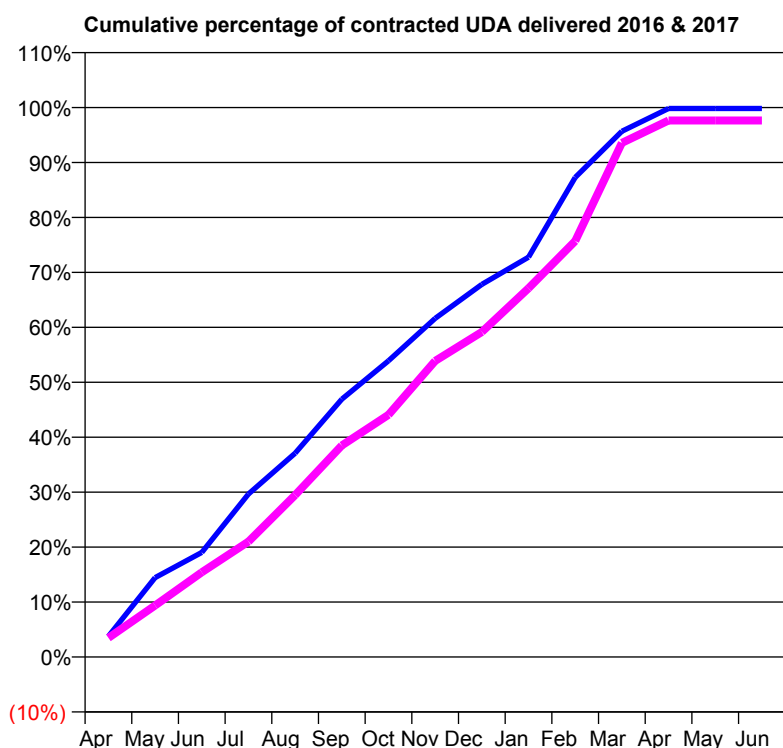
16/17 Contracted general activity (UDA)	2,577
Carry forward general activity (UDA)	4
16/17 Contracted orthodontic activity (UOA)	0
Carry forward orthodontic activity (UOA)	0
Baseline contract value	£63,010.31

ACCESS*

Patients seen in 24 months	Total	Change since previous quarter
Quarter ending March 2016	1,143	
Quarter ending June 2016	1,106	↓
Quarter ending September 2016	1,091	↓
Quarter ending December 2016	1,085	→
Quarter ending March 2017	1,108	↑
Variance since March 2016	(3.1%)	↓



ACTIVITY



Adjusted Scheduled Activity (UDA)		
Month	2016	2017
April	97	90
May	373	242
June	490	398
July	764	541
August	956	760
September	1,209	992
October	1,389	1,136
November	1,588	1,389
December	1,747	1,525
January	1,875	1,729
February	2,249	1,951
March	2,465	2,411
April	2,573	2,516
May	2,573	2,516
June	2,573	2,516

QUALITY

	Quantity	Base Number	Contract	AT	Region	England
% of FP17s for the same patient ID Re-attending within 3 months - Children	20	737	2.7%	12.0%	11.9%	12.3%
% of FP17s for the same patient ID Re-attending within 3 months - Adults	114	913	12.5%	17.2%	16.6%	16.7%
% of FP17s for the same patient ID Re-attending between 3 & 9 months - Children	536	737	72.7%	55.4%	60.2%	57.6%
% of FP17s for the same patient ID Re-attending between 3 & 9 months - Adults	608	913	66.6%	48.3%	51.5%	50.1%
% of FP17s for Band 1 Urgent Courses	51	1,643	3.1%	10.8%	9.5%	9.1%
% of FP17s Relating to Free Repair or Replacements	0	1,643	0.0%	0.6%	0.7%	0.8%
% of FP17s Relating to Continuations	21	1,643	1.3%	1.0%	1.2%	1.2%
% of Patients satisfied with the dentistry they have received	2	3	N/A	91.9%	93.1%	92.8%
% of Patients satisfied with the time they had to wait for an appointment	3	3	N/A	88.1%	88.8%	88.7%

* This is based on patients treated on this contract for their most recent course of treatment. Figures in italics indicate the base number of FP17s or Patient Questionnaire responses are less than 100. N/A is shown where the base number of responses is less than 10 during the period. % is calculated as Quantity/Base number*100

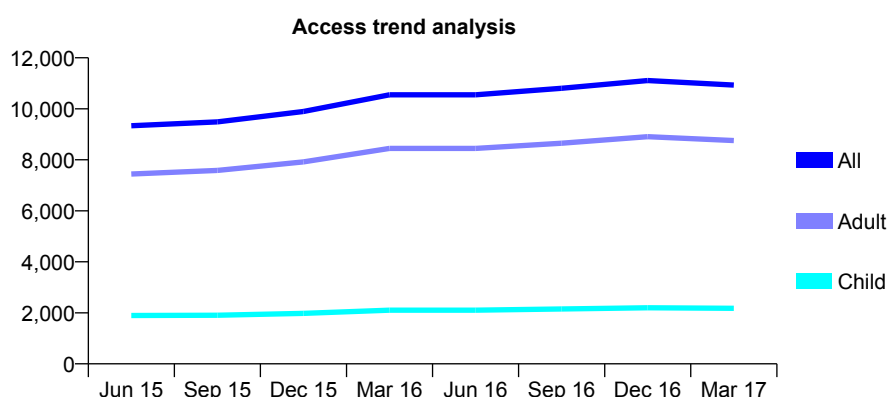
Q67 - Vital Signs At a Glance Contract Report for 238783/0001 - Year end March 2017

Name or company name	MR AN ZYBUTZ
Contract type name	GDS Contract
Purpose of contract	General
Contract start date	01/04/2006
Contract end date	

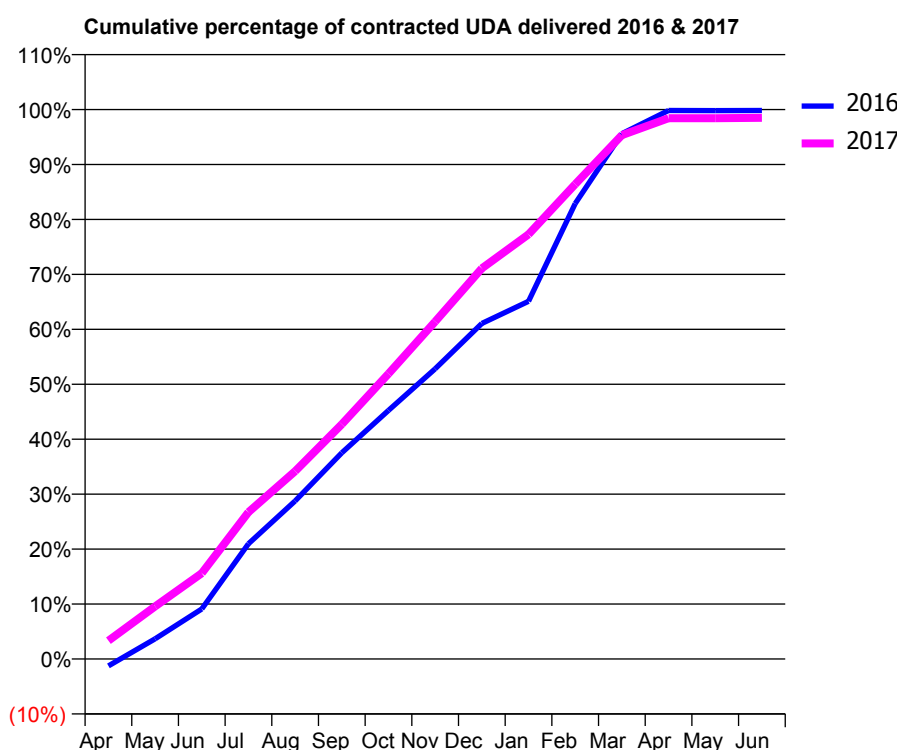
16/17 Contracted general activity (UDA)	37,286
Carry forward general activity (UDA)	67
16/17 Contracted orthodontic activity (UOA)	0
Carry forward orthodontic activity (UOA)	0
Baseline contract value	£1,095,278.30

ACCESS*

Patients seen in 24 months	Total	Change since previous quarter
Quarter ending March 2016	10,549	
Quarter ending June 2016	10,551	→
Quarter ending September 2016	10,806	↑
Quarter ending December 2016	11,107	↑
Quarter ending March 2017	10,933	↓
Variance since March 2016	3.6%	↑



ACTIVITY



Adjusted Scheduled Activity (UDA)		
Month	2016	2017
April	-477	1,240
May	1,374	3,566
June	3,399	5,821
July	7,824	9,969
August	10,730	12,743
September	13,990	15,927
October	16,871	19,363
November	19,693	22,899
December	22,765	26,506
January	24,273	28,812
February	30,900	32,218
March	35,647	35,547
April	37,222	36,690
May	37,212	36,691
June	37,219	36,726

QUALITY

	Quantity	Base Number	Contract	AT	Region	England
% of FP17s for the same patient ID Re-attending within 3 months - Children	155	2,727	5.7%	12.0%	11.9%	12.3%
% of FP17s for the same patient ID Re-attending within 3 months - Adults	1,402	10,247	13.7%	17.2%	16.6%	16.7%
% of FP17s for the same patient ID Re-attending between 3 & 9 months - Children	1,325	2,727	48.6%	55.4%	60.2%	57.6%
% of FP17s for the same patient ID Re-attending between 3 & 9 months - Adults	4,704	10,247	45.9%	48.3%	51.5%	50.1%
% of FP17s for Band 1 Urgent Courses	1,122	12,914	8.7%	10.8%	9.5%	9.1%
% of FP17s Relating to Free Repair or Replacements	99	12,914	0.8%	0.6%	0.7%	0.8%
% of FP17s Relating to Continuations	252	12,914	2.0%	1.0%	1.2%	1.2%
% of Patients satisfied with the dentistry they have received	30	33	90.9%	91.9%	93.1%	92.8%
% of Patients satisfied with the time they had to wait for an appointment	27	33	81.8%	88.1%	88.8%	88.7%

* This is based on patients treated on this contract for their most recent course of treatment. Figures in italics indicate the base number of FP17s or Patient Questionnaire responses are less than 100. N/A is shown where the base number of responses is less than 10 during the period. % is calculated as Quantity/Base number*100

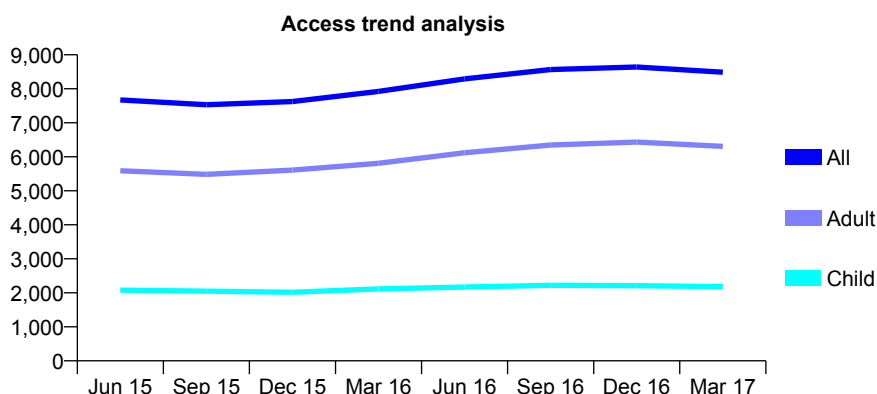
Q67 - Vital Signs At a Glance Contract Report for 238783/0002 - Year end March 2017

Name or company name	MR AN ZYBUTZ
Contract type name	GDS Contract
Purpose of contract	General
Contract start date	01/04/2006
Contract end date	

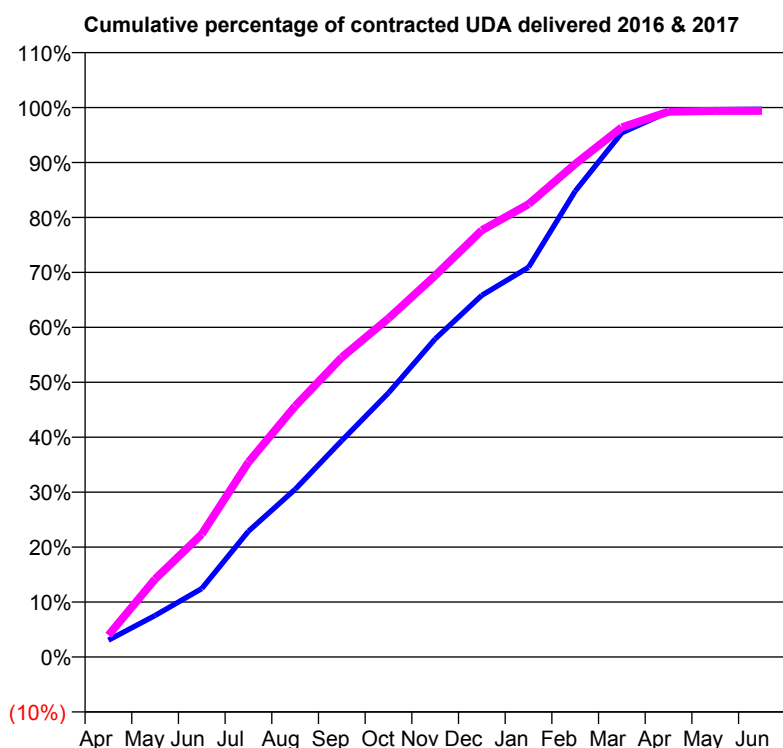
16/17 Contracted general activity (UDA)	26,947
Carry forward general activity (UDA)	88
16/17 Contracted orthodontic activity (UOA)	0
Carry forward orthodontic activity (UOA)	0
Baseline contract value	£723,364.57

ACCESS*

Patients seen in 24 months	Total	Change since previous quarter
Quarter ending March 2016	7,925	
Quarter ending June 2016	8,292	↑
Quarter ending September 2016	8,568	↑
Quarter ending December 2016	8,642	→
Quarter ending March 2017	8,489	↓
Variance since March 2016	7.1%	↑



ACTIVITY



Adjusted Scheduled Activity (UDA)		
Month	2016	2017
April	826	1,071
May	2,034	3,825
June	3,356	6,024
July	6,172	9,558
August	8,222	12,303
September	10,617	14,695
October	12,948	16,608
November	15,597	18,703
December	17,741	20,928
January	19,113	22,205
February	22,844	24,181
March	25,709	25,977
April	26,735	26,744
May	26,837	26,780
June	26,859	26,782

QUALITY

	Quantity	Base Number	Contract	AT	Region	England
% of FP17s for the same patient ID Re-attending within 3 months - Children	179	2,800	6.4%	12.0%	11.9%	12.3%
% of FP17s for the same patient ID Re-attending within 3 months - Adults	900	7,922	11.4%	17.2%	16.6%	16.7%
% of FP17s for the same patient ID Re-attending between 3 & 9 months - Children	1,335	2,800	47.7%	55.4%	60.2%	57.6%
% of FP17s for the same patient ID Re-attending between 3 & 9 months - Adults	3,726	7,922	47.0%	48.3%	51.5%	50.1%
% of FP17s for Band 1 Urgent Courses	798	10,656	7.5%	10.8%	9.5%	9.1%
% of FP17s Relating to Free Repair or Replacements	72	10,656	0.7%	0.6%	0.7%	0.8%
% of FP17s Relating to Continuations	185	10,656	1.7%	1.0%	1.2%	1.2%
% of Patients satisfied with the dentistry they have received	15	16	93.8%	91.9%	93.1%	92.8%
% of Patients satisfied with the time they had to wait for an appointment	15	16	93.8%	88.1%	88.8%	88.7%

* This is based on patients treated on this contract for their most recent course of treatment. Figures in italics indicate the base number of FP17s or Patient Questionnaire responses are less than 100. N/A is shown where the base number of responses is less than 10 during the period. % is calculated as Quantity/Base number*100

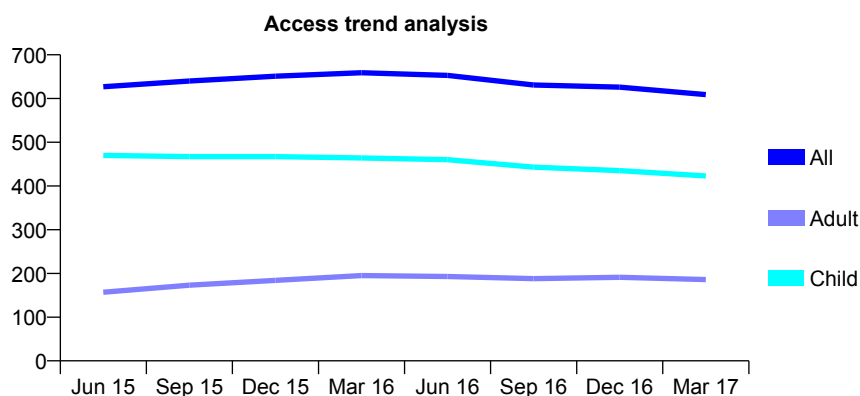
Q67 - Vital Signs At a Glance Contract Report for 246476/0001 - Year end March 2017

Name or company name	MR PS BHOOGAL
Contract type name	GDS Contract
Purpose of contract	General
Contract start date	17/04/2014
Contract end date	

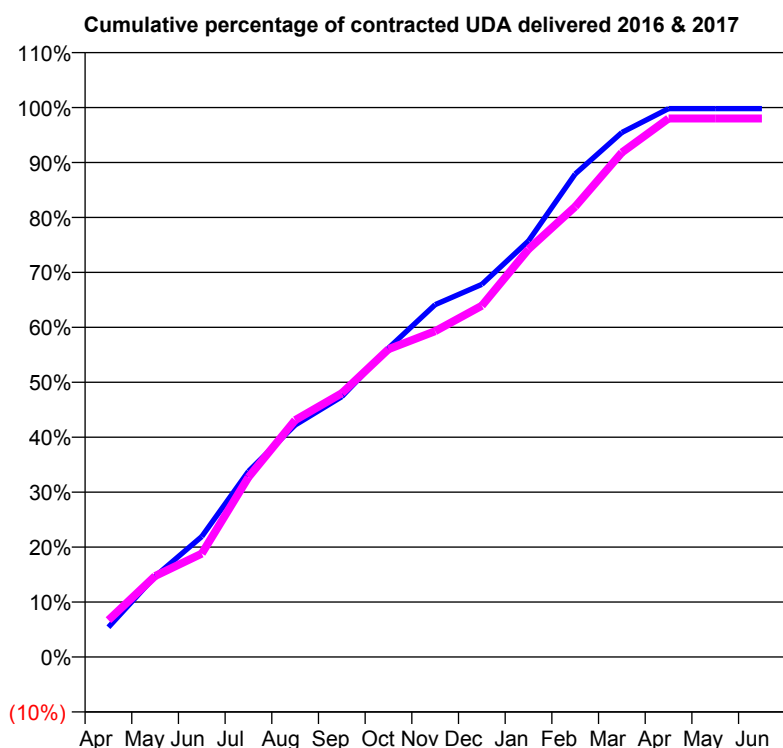
16/17 Contracted general activity (UDA)	1,600
Carry forward general activity (UDA)	3
16/17 Contracted orthodontic activity (UOA)	0
Carry forward orthodontic activity (UOA)	0
Baseline contract value	£37,990.82

ACCESS*

Patients seen in 24 months	Total	Change since previous quarter
Quarter ending March 2016	659	
Quarter ending June 2016	653	→
Quarter ending September 2016	631	↓
Quarter ending December 2016	626	→
Quarter ending March 2017	609	↓
Variance since March 2016	(7.6%)	↓



ACTIVITY



Month	Adjusted Scheduled Activity (UDA)	
	2016	2017
April	87	107
May	235	236
June	351	301
July	541	523
August	675	690
September	758	768
October	900	896
November	1,026	949
December	1,085	1,023
January	1,212	1,187
February	1,406	1,311
March	1,527	1,469
April	1,597	1,568
May	1,597	1,568
June	1,597	1,568

QUALITY

	Quantity	Base Number	Contract	AT	Region	England
% of FP17s for the same patient ID Re-attending within 3 months - Children	48	595	8.1%	12.0%	11.9%	12.3%
% of FP17s for the same patient ID Re-attending within 3 months - Adults	27	190	14.2%	17.2%	16.6%	16.7%
% of FP17s for the same patient ID Re-attending between 3 & 9 months - Children	334	595	56.1%	55.4%	60.2%	57.6%
% of FP17s for the same patient ID Re-attending between 3 & 9 months - Adults	98	190	51.6%	48.3%	51.5%	50.1%
% of FP17s for Band 1 Urgent Courses	40	802	5.0%	10.8%	9.5%	9.1%
% of FP17s Relating to Free Repair or Replacements	0	802	0.0%	0.6%	0.7%	0.8%
% of FP17s Relating to Continuations	0	802	0.0%	1.0%	1.2%	1.2%
% of Patients satisfied with the dentistry they have received	1	1	N/A	91.9%	93.1%	92.8%
% of Patients satisfied with the time they had to wait for an appointment	1	1	N/A	88.1%	88.8%	88.7%

* This is based on patients treated on this contract for their most recent course of treatment. Figures in italics indicate the base number of FP17s or Patient Questionnaire responses are less than 100. N/A is shown where the base number of responses is less than 10 during the period. % is calculated as Quantity/Base number*100

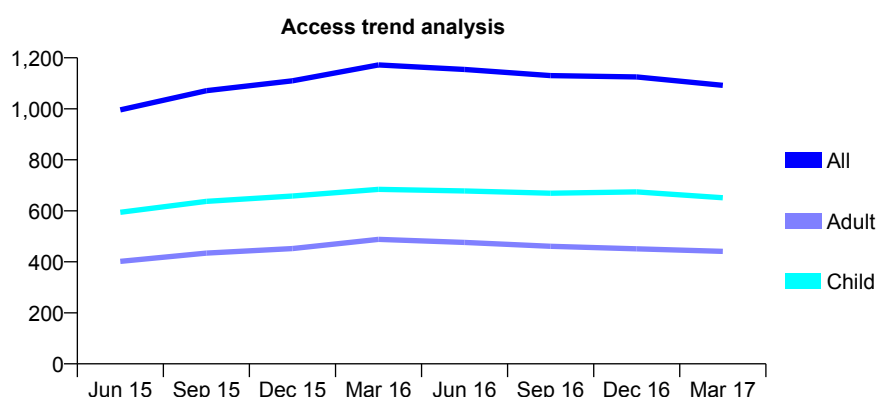
Q67 - Vital Signs At a Glance Contract Report for 249130/0001 - Year end March 2017

Name or company name	MISS S PATEL
Contract type name	GDS Contract
Purpose of contract	General
Contract start date	12/05/2014
Contract end date	

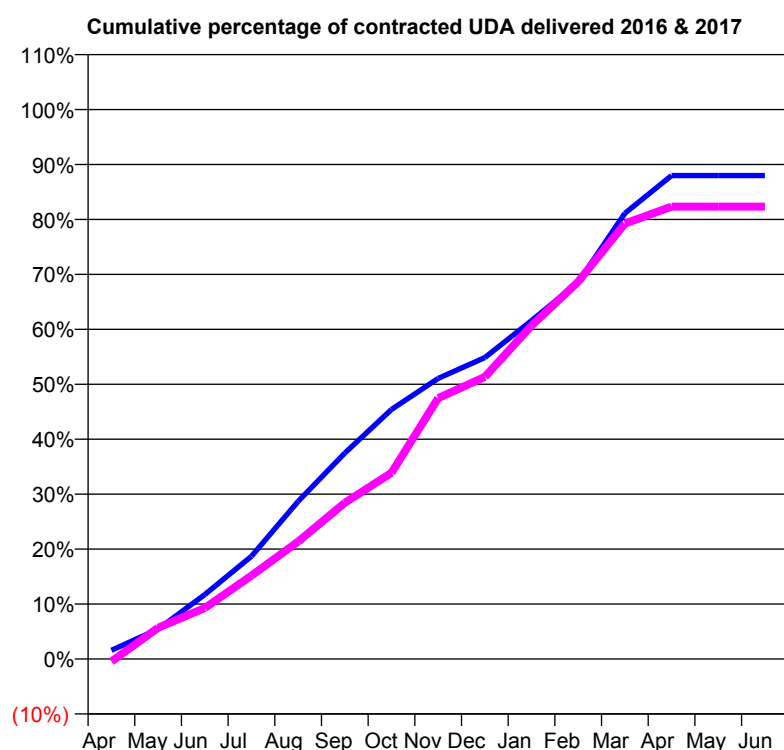
16/17 Contracted general activity (UDA)	4,550
Carry forward general activity (UDA)	151
16/17 Contracted orthodontic activity (UOA)	0
Carry forward orthodontic activity (UOA)	0
Baseline contract value	£133,965.64

ACCESS*

Patients seen in 24 months	Total	Change since previous quarter
Quarter ending March 2016	1,172	
Quarter ending June 2016	1,154	↓
Quarter ending September 2016	1,130	↓
Quarter ending December 2016	1,125	→
Quarter ending March 2017	1,092	↓
Variance since March 2016	(6.8%)	↓



ACTIVITY



Adjusted Scheduled Activity (UDA)		
Month	2016	2017
April	80	-21
May	273	259
June	586	422
July	935	691
August	1,434	972
September	1,874	1,293
October	2,271	1,541
November	2,554	2,160
December	2,743	2,336
January	3,078	2,761
February	3,429	3,124
March	4,055	3,605
April	4,399	3,746
May	4,399	3,746
June	4,399	3,746

QUALITY

	Quantity	Base Number	Contract	AT	Region	England
% of FP17s for the same patient ID Re-attending within 3 months - Children	43	979	4.4%	12.0%	11.9%	12.3%
% of FP17s for the same patient ID Re-attending within 3 months - Adults	62	517	12.0%	17.2%	16.6%	16.7%
% of FP17s for the same patient ID Re-attending between 3 & 9 months - Children	609	979	62.2%	55.4%	60.2%	57.6%
% of FP17s for the same patient ID Re-attending between 3 & 9 months - Adults	271	517	52.4%	48.3%	51.5%	50.1%
% of FP17s for Band 1 Urgent Courses	55	1,444	3.8%	10.8%	9.5%	9.1%
% of FP17s Relating to Free Repair or Replacements	0	1,444	0.0%	0.6%	0.7%	0.8%
% of FP17s Relating to Continuations	14	1,444	1.0%	1.0%	1.2%	1.2%
% of Patients satisfied with the dentistry they have received	3	3	N/A	91.9%	93.1%	92.8%
% of Patients satisfied with the time they had to wait for an appointment	3	3	N/A	88.1%	88.8%	88.7%

* This is based on patients treated on this contract for their most recent course of treatment. Figures in italics indicate the base number of FP17s or Patient Questionnaire responses are less than 100. N/A is shown where the base number of responses is less than 10 during the period. % is calculated as Quantity/Base number*100

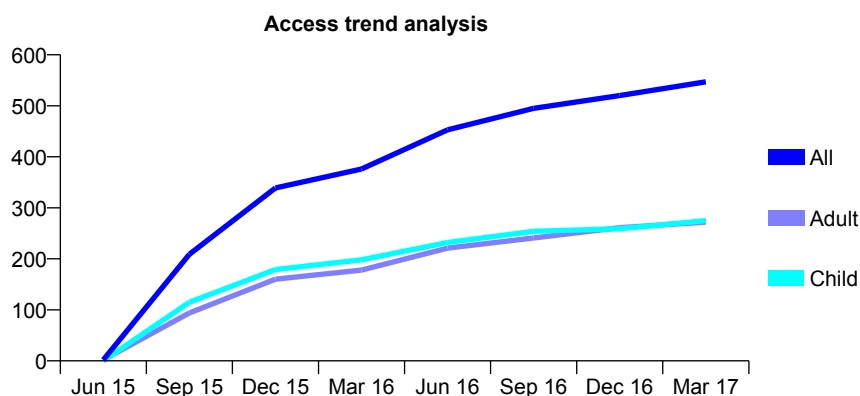
Q67 - Vital Signs At a Glance Contract Report for 261378/0001 - Year end March 2017

Name or company name	MS OM FULMYK
Contract type name	GDS Contract
Purpose of contract	General
Contract start date	01/06/2015
Contract end date	

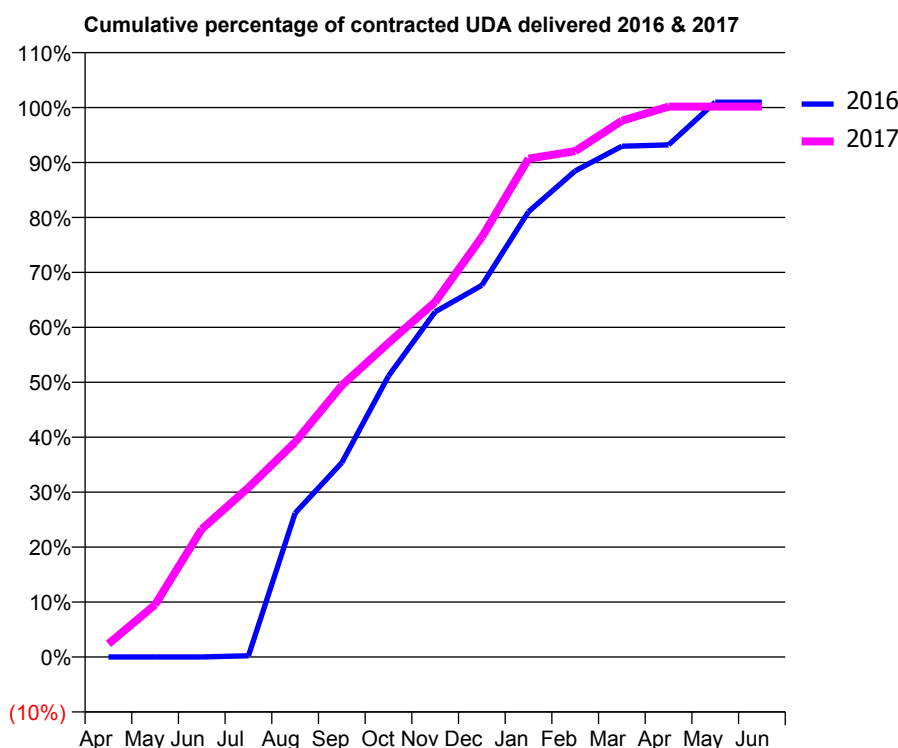
16/17 Contracted general activity (UDA)	1,050
Carry forward general activity (UDA)	-25
16/17 Contracted orthodontic activity (UOA)	0
Carry forward orthodontic activity (UOA)	0
Baseline contract value	£25,672.92

ACCESS*

Patients seen in 24 months	Total	Change since previous quarter
Quarter ending March 2016	376	
Quarter ending June 2016	453	↑
Quarter ending September 2016	495	↑
Quarter ending December 2016	520	↑
Quarter ending March 2017	547	↑
Variance since March 2016	45.5%	↑



ACTIVITY



Adjusted Scheduled Activity (UDA)		
Month	2016	2017
April	0	25
May	0	100
June	0	245
July	2	324
August	229	411
September	309	519
October	447	600
November	550	678
December	592	803
January	709	952
February	774	967
March	813	1,025
April	815	1,052
May	883	1,052
June	883	1,052

QUALITY

	Quantity	Base Number	Contract	AT	Region	England
% of FP17s for the same patient ID Re-attending within 3 months - Children	20	375	5.3%	12.0%	11.9%	12.3%
% of FP17s for the same patient ID Re-attending within 3 months - Adults	16	268	6.0%	17.2%	16.6%	16.7%
% of FP17s for the same patient ID Re-attending between 3 & 9 months - Children	181	375	48.3%	55.4%	60.2%	57.6%
% of FP17s for the same patient ID Re-attending between 3 & 9 months - Adults	88	268	32.8%	48.3%	51.5%	50.1%
% of FP17s for Band 1 Urgent Courses	19	609	3.1%	10.8%	9.5%	9.1%
% of FP17s Relating to Free Repair or Replacements	0	609	0.0%	0.6%	0.7%	0.8%
% of FP17s Relating to Continuations	4	609	0.7%	1.0%	1.2%	1.2%
% of Patients satisfied with the dentistry they have received	1	1	N/A	91.9%	93.1%	92.8%
% of Patients satisfied with the time they had to wait for an appointment	0	1	N/A	88.1%	88.8%	88.7%

* This is based on patients treated on this contract for their most recent course of treatment. Figures in italics indicate the base number of FP17s or Patient Questionnaire responses are less than 100. N/A is shown where the base number of responses is less than 10 during the period. % is calculated as Quantity/Base number*100

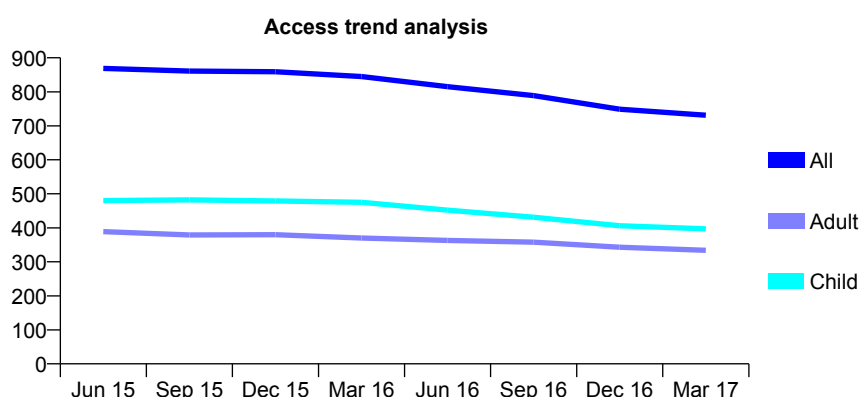
Q67 - Vital Signs At a Glance Contract Report for 261653/0001 - Year end March 2017

Name or company name	MR M EBRAHIMI HONARVAR
Contract type name	GDS Contract
Purpose of contract	General
Contract start date	01/04/2006
Contract end date	

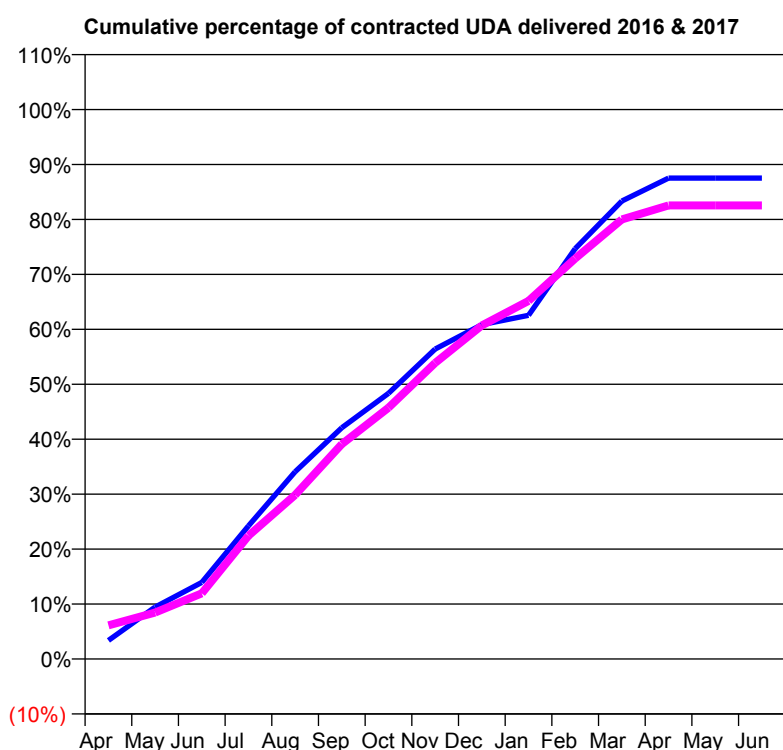
16/17 Contracted general activity (UDA)	2,010
Carry forward general activity (UDA)	0
16/17 Contracted orthodontic activity (UOA)	0
Carry forward orthodontic activity (UOA)	0
Baseline contract value	£49,145.28

ACCESS*

Patients seen in 24 months	Total	Change since previous quarter
Quarter ending March 2016	845	
Quarter ending June 2016	815	↓
Quarter ending September 2016	789	↓
Quarter ending December 2016	749	↓
Quarter ending March 2017	731	↓
Variance since March 2016	(13.5%)	↓



ACTIVITY



Adjusted Scheduled Activity (UDA)		
Month	2016	2017
April	68	123
May	190	170
June	280	240
July	487	451
August	685	600
September	846	786
October	972	919
November	1,134	1,083
December	1,223	1,220
January	1,257	1,310
February	1,501	1,465
March	1,675	1,608
April	1,759	1,659
May	1,759	1,659
June	1,759	1,659

QUALITY

	Quantity	Base Number	Contract	AT	Region	England
% of FP17s for the same patient ID Re-attending within 3 months - Children	14	580	2.4%	12.0%	11.9%	12.3%
% of FP17s for the same patient ID Re-attending within 3 months - Adults	26	448	5.8%	17.2%	16.6%	16.7%
% of FP17s for the same patient ID Re-attending between 3 & 9 months - Children	407	580	70.2%	55.4%	60.2%	57.6%
% of FP17s for the same patient ID Re-attending between 3 & 9 months - Adults	327	448	73.0%	48.3%	51.5%	50.1%
% of FP17s for Band 1 Urgent Courses	0	995	0.0%	10.8%	9.5%	9.1%
% of FP17s Relating to Free Repair or Replacements	0	995	0.0%	0.6%	0.7%	0.8%
% of FP17s Relating to Continuations	13	995	1.3%	1.0%	1.2%	1.2%
% of Patients satisfied with the dentistry they have received	0	0	N/A	91.9%	93.1%	92.8%
% of Patients satisfied with the time they had to wait for an appointment	0	0	N/A	88.1%	88.8%	88.7%

* This is based on patients treated on this contract for their most recent course of treatment. Figures in italics indicate the base number of FP17s or Patient Questionnaire responses are less than 100. N/A is shown where the base number of responses is less than 10 during the period. % is calculated as Quantity/Base number*100

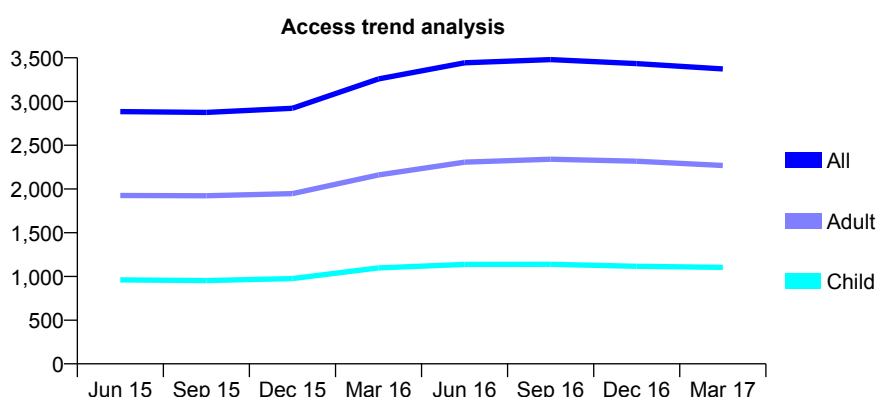
Q67 - Vital Signs At a Glance Contract Report for 263893/0001 - Year end March 2017

Name or company name	MR SH DATTANI
Contract type name	GDS Contract
Purpose of contract	General
Contract start date	01/04/2006
Contract end date	

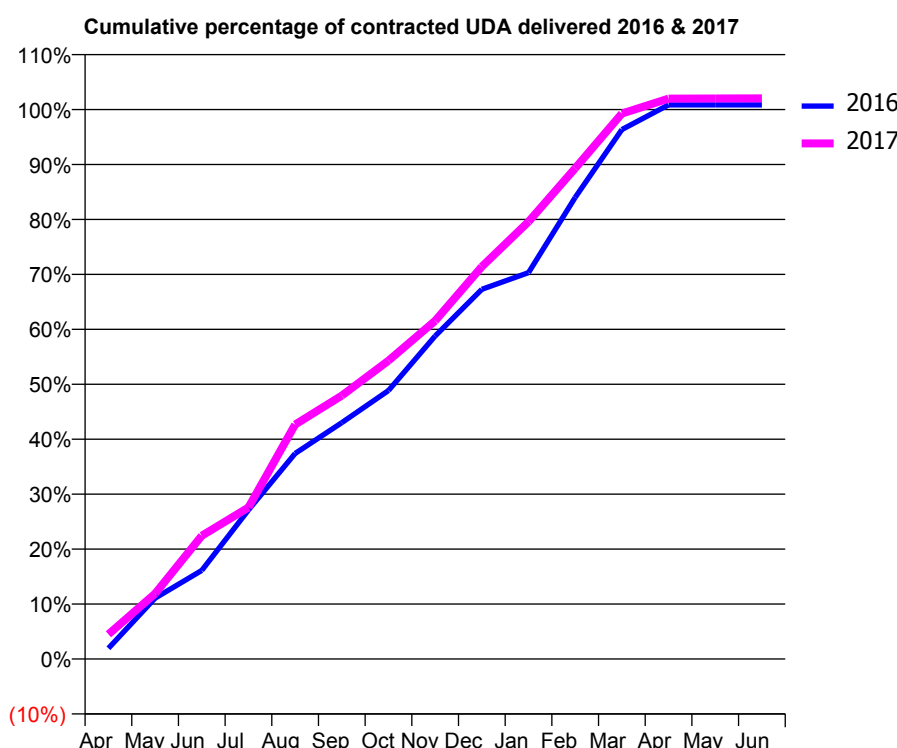
16/17 Contracted general activity (UDA)	12,028
Carry forward general activity (UDA)	-103
16/17 Contracted orthodontic activity (UOA)	0
Carry forward orthodontic activity (UOA)	0
Baseline contract value	£325,394.31

ACCESS*

Patients seen in 24 months	Total	Change since previous quarter
Quarter ending March 2016	3,259	
Quarter ending June 2016	3,443	↑
Quarter ending September 2016	3,479	→
Quarter ending December 2016	3,433	↓
Quarter ending March 2017	3,372	↓
Variance since March 2016	3.5%	↑



ACTIVITY



Adjusted Scheduled Activity (UDA)		
Month	2016	2017
April	234	542
May	1,332	1,433
June	1,939	2,698
July	3,262	3,317
August	4,499	5,133
September	5,172	5,767
October	5,876	6,530
November	7,070	7,404
December	8,091	8,587
January	8,457	9,572
February	10,104	10,742
March	11,588	11,939
April	12,130	12,266
May	12,131	12,269
June	12,131	12,273

QUALITY

	Quantity	Base Number	Contract	AT	Region	England
% of FP17s for the same patient ID Re-attending within 3 months - Children	229	2,049	11.2%	12.0%	11.9%	12.3%
% of FP17s for the same patient ID Re-attending within 3 months - Adults	571	3,852	14.8%	17.2%	16.6%	16.7%
% of FP17s for the same patient ID Re-attending between 3 & 9 months - Children	1,380	2,049	67.3%	55.4%	60.2%	57.6%
% of FP17s for the same patient ID Re-attending between 3 & 9 months - Adults	2,555	3,852	66.3%	48.3%	51.5%	50.1%
% of FP17s for Band 1 Urgent Courses	351	5,819	6.0%	10.8%	9.5%	9.1%
% of FP17s Relating to Free Repair or Replacements	35	5,819	0.6%	0.6%	0.7%	0.8%
% of FP17s Relating to Continuations	127	5,819	2.2%	1.0%	1.2%	1.2%
% of Patients satisfied with the dentistry they have received	15	15	100.0%	91.9%	93.1%	92.8%
% of Patients satisfied with the time they had to wait for an appointment	15	15	100.0%	88.1%	88.8%	88.7%

* This is based on patients treated on this contract for their most recent course of treatment. Figures in italics indicate the base number of FP17s or Patient Questionnaire responses are less than 100. N/A is shown where the base number of responses is less than 10 during the period. % is calculated as Quantity/Base number*100

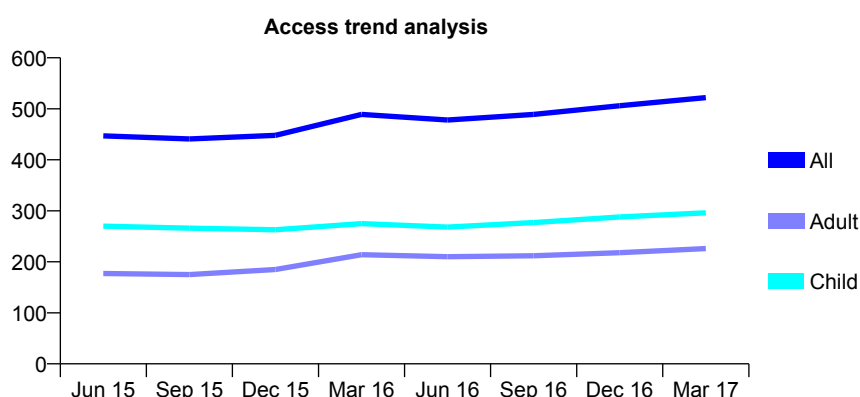
Q67 - Vital Signs At a Glance Contract Report for 270431/0001 - Year end March 2017

Name or company name	MISS H VARAITCH
Contract type name	GDS Contract
Purpose of contract	General
Contract start date	01/02/2012
Contract end date	

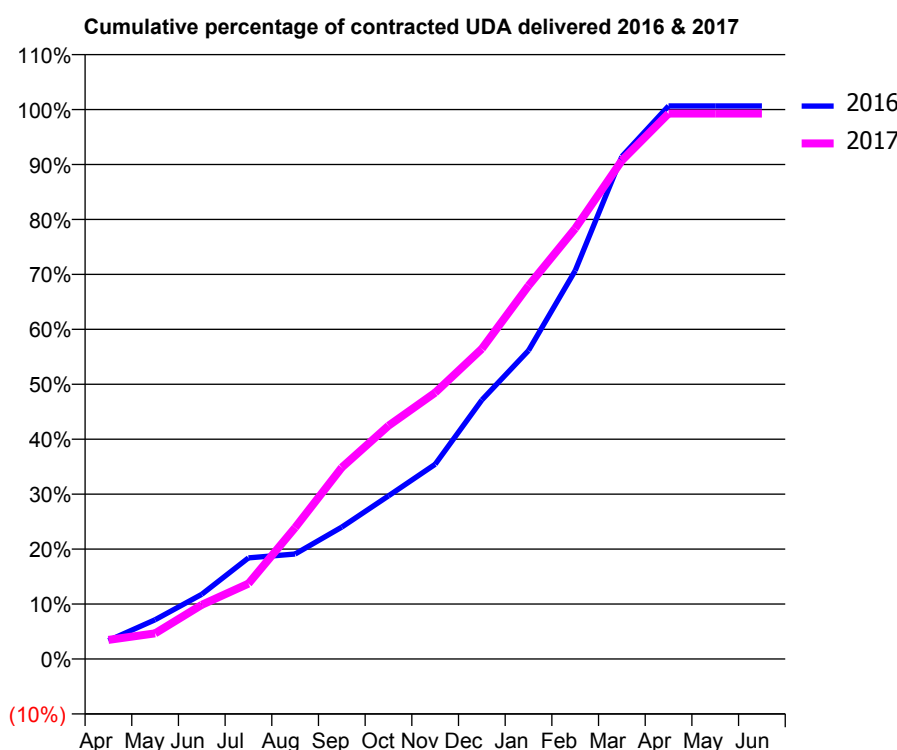
16/17 Contracted general activity (UDA)	1,953
Carry forward general activity (UDA)	-13
16/17 Contracted orthodontic activity (UOA)	0
Carry forward orthodontic activity (UOA)	0
Baseline contract value	£47,751.62

ACCESS*

Patients seen in 24 months	Total	Change since previous quarter
Quarter ending March 2016	489	
Quarter ending June 2016	478	↓
Quarter ending September 2016	489	↑
Quarter ending December 2016	506	↑
Quarter ending March 2017	522	↑
Variance since March 2016	6.7%	↑



ACTIVITY



Adjusted Scheduled Activity (UDA)		
Month	2016	2017
April	66	68
May	140	91
June	230	193
July	360	268
August	373	467
September	469	681
October	580	829
November	692	947
December	921	1,103
January	1,097	1,327
February	1,380	1,530
March	1,786	1,772
April	1,966	1,939
May	1,966	1,939
June	1,966	1,939

QUALITY

	Quantity	Base Number	Contract	AT	Region	England
% of FP17s for the same patient ID Re-attending within 3 months - Children	38	446	8.5%	12.0%	11.9%	12.3%
% of FP17s for the same patient ID Re-attending within 3 months - Adults	37	277	13.4%	17.2%	16.6%	16.7%
% of FP17s for the same patient ID Re-attending between 3 & 9 months - Children	272	446	61.0%	55.4%	60.2%	57.6%
% of FP17s for the same patient ID Re-attending between 3 & 9 months - Adults	136	277	49.1%	48.3%	51.5%	50.1%
% of FP17s for Band 1 Urgent Courses	84	706	11.9%	10.8%	9.5%	9.1%
% of FP17s Relating to Free Repair or Replacements	1	706	0.1%	0.6%	0.7%	0.8%
% of FP17s Relating to Continuations	0	706	0.0%	1.0%	1.2%	1.2%
% of Patients satisfied with the dentistry they have received	0	1	N/A	91.9%	93.1%	92.8%
% of Patients satisfied with the time they had to wait for an appointment	1	1	N/A	88.1%	88.8%	88.7%

* This is based on patients treated on this contract for their most recent course of treatment. Figures in italics indicate the base number of FP17s or Patient Questionnaire responses are less than 100. N/A is shown where the base number of responses is less than 10 during the period. % is calculated as Quantity/Base number*100

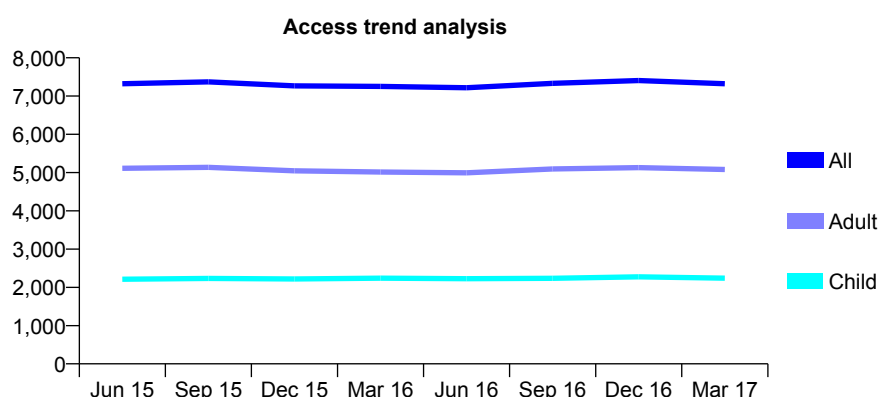
Q67 - Vital Signs At a Glance Contract Report for 279625/0002 - Year end March 2017

Name or company name	MR BS SIDHU
Contract type name	GDS Contract
Purpose of contract	General
Contract start date	01/09/2009
Contract end date	

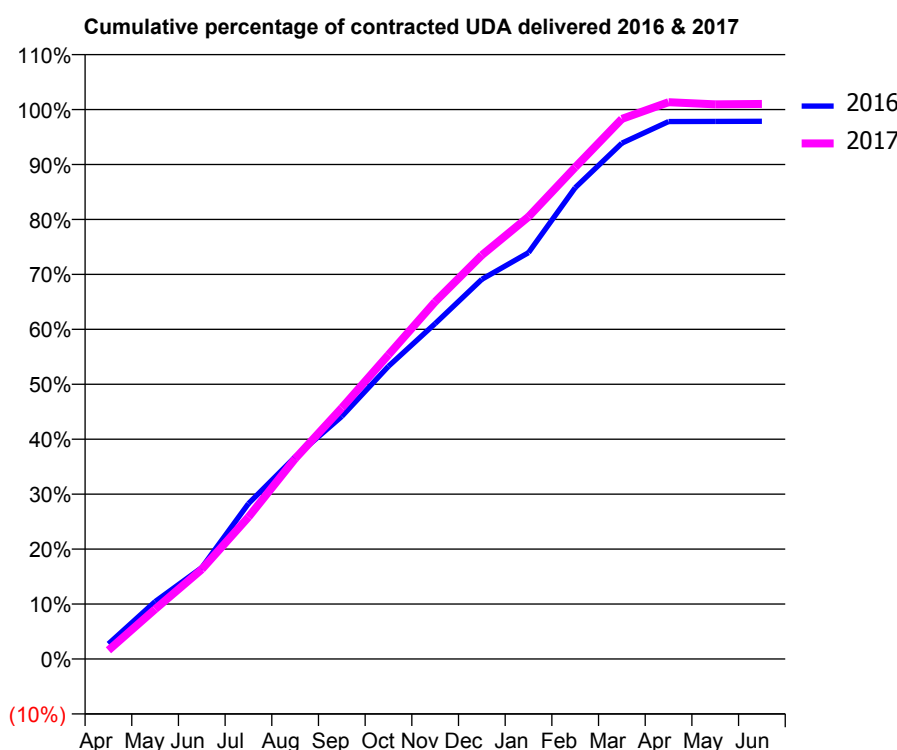
16/17 Contracted general activity (UDA)	21,684
Carry forward general activity (UDA)	467
16/17 Contracted orthodontic activity (UOA)	0
Carry forward orthodontic activity (UOA)	0
Baseline contract value	£505,117.10

ACCESS*

Patients seen in 24 months	Total	Change since previous quarter
Quarter ending March 2016	7,253	
Quarter ending June 2016	7,219	→
Quarter ending September 2016	7,331	→
Quarter ending December 2016	7,407	→
Quarter ending March 2017	7,321	↓
Variance since March 2016	0.9%	→



ACTIVITY



Adjusted Scheduled Activity (UDA)		
Month	2016	2017
April	597	346
May	2,264	1,963
June	3,605	3,537
July	6,134	5,600
August	7,976	7,905
September	9,575	9,909
October	11,553	12,006
November	13,236	14,101
December	14,983	15,937
January	16,034	17,451
February	18,597	19,405
March	20,355	21,312
April	21,210	21,970
May	21,213	21,888
June	21,217	21,903

QUALITY

	Quantity	Base Number	Contract	AT	Region	England
% of FP17s for the same patient ID Re-attending within 3 months - Children	329	3,766	8.7%	12.0%	11.9%	12.3%
% of FP17s for the same patient ID Re-attending within 3 months - Adults	1,641	7,949	20.6%	17.2%	16.6%	16.7%
% of FP17s for the same patient ID Re-attending between 3 & 9 months - Children	2,509	3,766	66.6%	55.4%	60.2%	57.6%
% of FP17s for the same patient ID Re-attending between 3 & 9 months - Adults	3,864	7,949	48.6%	48.3%	51.5%	50.1%
% of FP17s for Band 1 Urgent Courses	1,366	11,640	11.7%	10.8%	9.5%	9.1%
% of FP17s Relating to Free Repair or Replacements	40	11,640	0.3%	0.6%	0.7%	0.8%
% of FP17s Relating to Continuations	199	11,640	1.7%	1.0%	1.2%	1.2%
% of Patients satisfied with the dentistry they have received	14	14	100.0%	91.9%	93.1%	92.8%
% of Patients satisfied with the time they had to wait for an appointment	14	14	100.0%	88.1%	88.8%	88.7%

* This is based on patients treated on this contract for their most recent course of treatment. Figures in italics indicate the base number of FP17s or Patient Questionnaire responses are less than 100. N/A is shown where the base number of responses is less than 10 during the period. % is calculated as Quantity/Base number*100

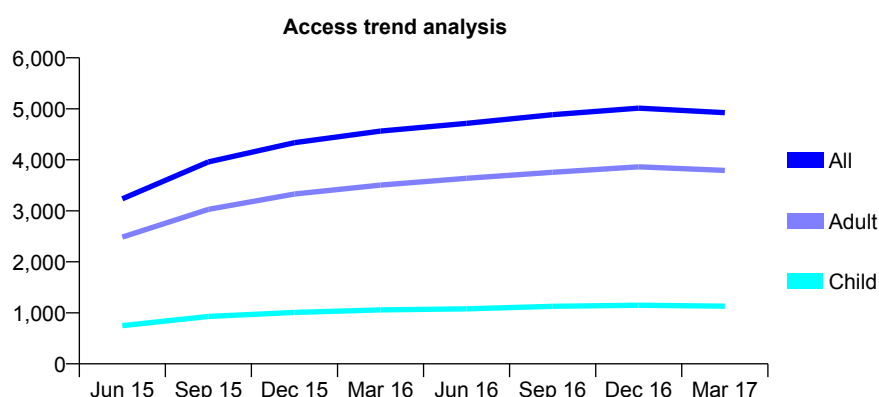
Q67 - Vital Signs At a Glance Contract Report for 280240/0001 - Year end March 2017

Name or company name	MR SA BANVIR
Contract type name	GDS Contract
Purpose of contract	General
Contract start date	01/01/2015
Contract end date	

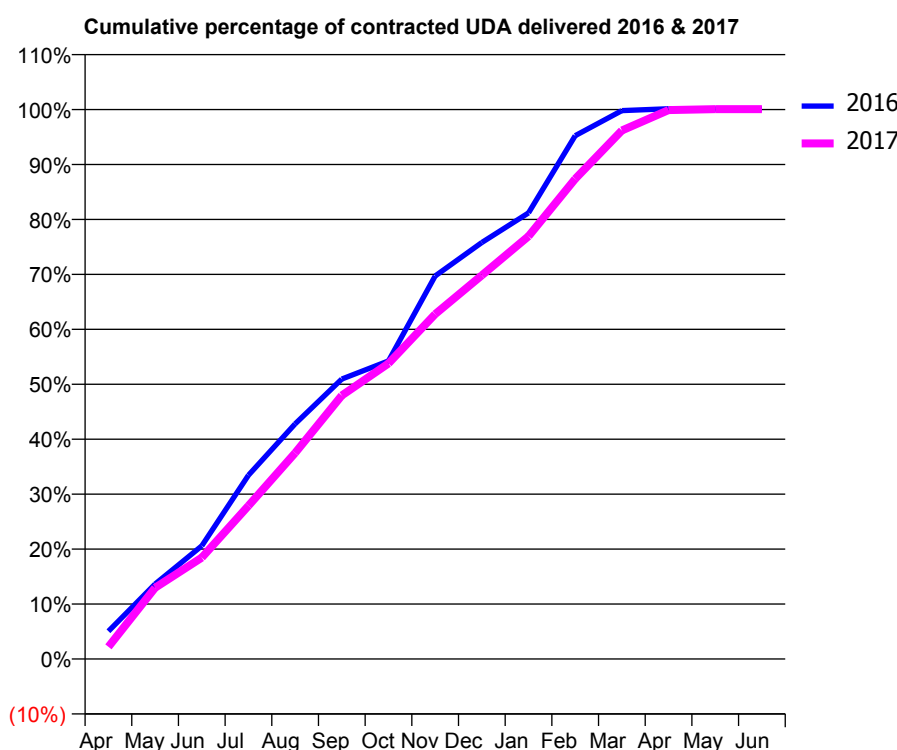
16/17 Contracted general activity (UDA)	16,057
Carry forward general activity (UDA)	-19
16/17 Contracted orthodontic activity (UOA)	0
Carry forward orthodontic activity (UOA)	0
Baseline contract value	£409,463.57

ACCESS*

Patients seen in 24 months	Total	Change since previous quarter
Quarter ending March 2016	4,563	
Quarter ending June 2016	4,715	↑
Quarter ending September 2016	4,884	↑
Quarter ending December 2016	5,012	↑
Quarter ending March 2017	4,924	↓
Variance since March 2016	7.9%	↑



ACTIVITY



Adjusted Scheduled Activity (UDA)		
Month	2016	2017
April	812	356
May	2,191	2,084
June	3,307	2,964
July	5,372	4,481
August	6,873	6,022
September	8,181	7,703
October	8,712	8,636
November	11,192	10,079
December	12,172	11,211
January	13,035	12,354
February	15,290	14,030
March	16,026	15,444
April	16,080	16,039
May	16,071	16,066
June	16,076	16,067

QUALITY

	Quantity	Base Number	Contract	AT	Region	England
% of FP17s for the same patient ID Re-attending within 3 months - Children	131	1,749	7.5%	12.0%	11.9%	12.3%
% of FP17s for the same patient ID Re-attending within 3 months - Adults	1,141	6,223	18.3%	17.2%	16.6%	16.7%
% of FP17s for the same patient ID Re-attending between 3 & 9 months - Children	1,077	1,749	61.6%	55.4%	60.2%	57.6%
% of FP17s for the same patient ID Re-attending between 3 & 9 months - Adults	3,786	6,223	60.8%	48.3%	51.5%	50.1%
% of FP17s for Band 1 Urgent Courses	970	8,204	11.8%	10.8%	9.5%	9.1%
% of FP17s Relating to Free Repair or Replacements	62	8,204	0.8%	0.6%	0.7%	0.8%
% of FP17s Relating to Continuations	77	8,204	0.9%	1.0%	1.2%	1.2%
% of Patients satisfied with the dentistry they have received	18	21	85.7%	91.9%	93.1%	92.8%
% of Patients satisfied with the time they had to wait for an appointment	19	21	90.5%	88.1%	88.8%	88.7%

* This is based on patients treated on this contract for their most recent course of treatment. Figures in italics indicate the base number of FP17s or Patient Questionnaire responses are less than 100. N/A is shown where the base number of responses is less than 10 during the period. % is calculated as Quantity/Base number*100

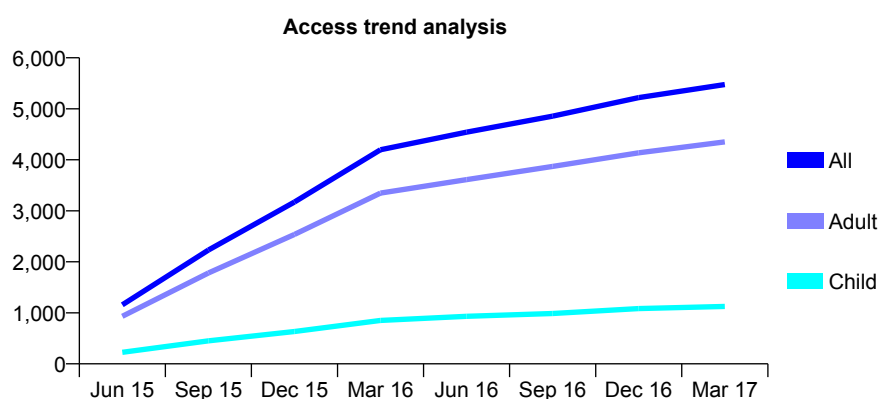
Q67 - Vital Signs At a Glance Contract Report for 281492/0001 - Year end March 2017

Name or company name	MS C TULLURI
Contract type name	GDS Contract
Purpose of contract	General
Contract start date	12/03/2015
Contract end date	

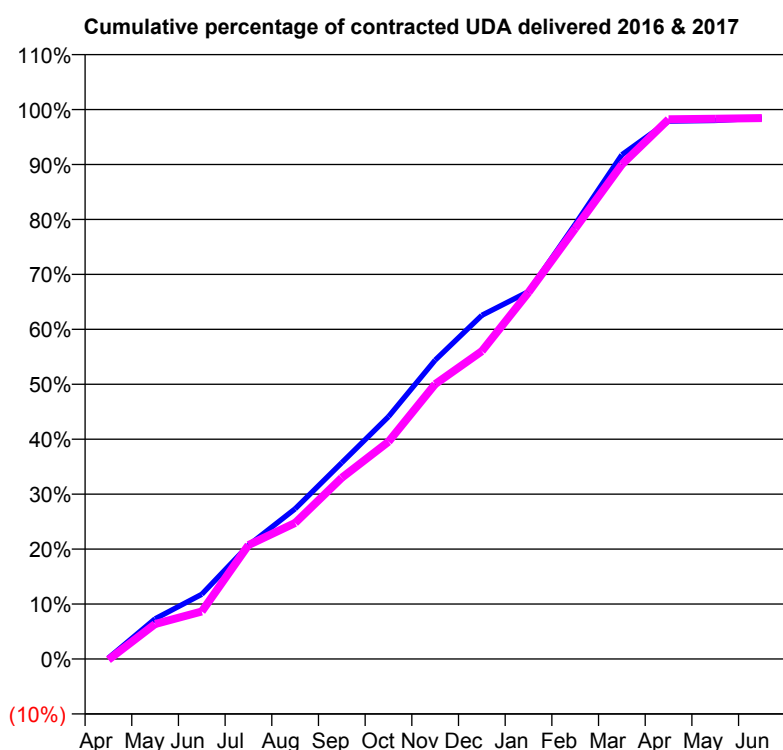
16/17 Contracted general activity (UDA)	12,653
Carry forward general activity (UDA)	197
16/17 Contracted orthodontic activity (UOA)	0
Carry forward orthodontic activity (UOA)	0
Baseline contract value	£309,370.84

ACCESS*

Patients seen in 24 months	Total	Change since previous quarter
Quarter ending March 2016	4,198	
Quarter ending June 2016	4,542	↑
Quarter ending September 2016	4,857	↑
Quarter ending December 2016	5,220	↑
Quarter ending March 2017	5,476	↑
Variance since March 2016	30.4%	↑



ACTIVITY



Month	Adjusted Scheduled Activity (UDA)	
	2016	2017
April	22	-19
May	926	807
June	1,489	1,094
July	2,619	2,624
August	3,460	3,134
September	4,521	4,176
October	5,581	5,003
November	6,884	6,328
December	7,913	7,088
January	8,462	8,443
February	10,011	9,912
March	11,610	11,388
April	12,385	12,427
May	12,399	12,441
June	12,456	12,454

QUALITY

	Quantity	Base Number	Contract	AT	Region	England
% of FP17s for the same patient ID Re-attending within 3 months - Children	41	1,078	3.8%	12.0%	11.9%	12.3%
% of FP17s for the same patient ID Re-attending within 3 months - Adults	307	4,145	7.4%	17.2%	16.6%	16.7%
% of FP17s for the same patient ID Re-attending between 3 & 9 months - Children	253	1,078	23.5%	55.4%	60.2%	57.6%
% of FP17s for the same patient ID Re-attending between 3 & 9 months - Adults	1,224	4,145	29.5%	48.3%	51.5%	50.1%
% of FP17s for Band 1 Urgent Courses	390	5,245	7.4%	10.8%	9.5%	9.1%
% of FP17s Relating to Free Repair or Replacements	13	5,245	0.2%	0.6%	0.7%	0.8%
% of FP17s Relating to Continuations	31	5,245	0.6%	1.0%	1.2%	1.2%
% of Patients satisfied with the dentistry they have received	28	33	84.8%	91.9%	93.1%	92.8%
% of Patients satisfied with the time they had to wait for an appointment	29	33	87.9%	88.1%	88.8%	88.7%

* This is based on patients treated on this contract for their most recent course of treatment. Figures in italics indicate the base number of FP17s or Patient Questionnaire responses are less than 100. N/A is shown where the base number of responses is less than 10 during the period. % is calculated as Quantity/Base number*100

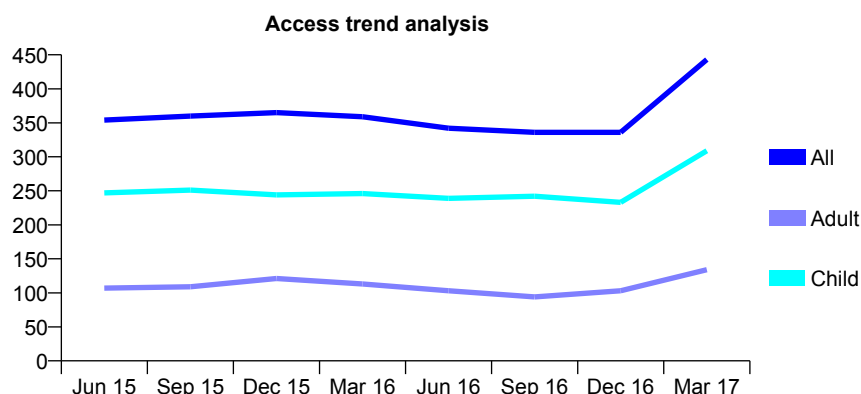
Q67 - Vital Signs At a Glance Contract Report for 300519/0002 - Year end March 2017

Name or company name	MRS C LUPIN
Contract type name	GDS Contract
Purpose of contract	General
Contract start date	27/01/2010
Contract end date	

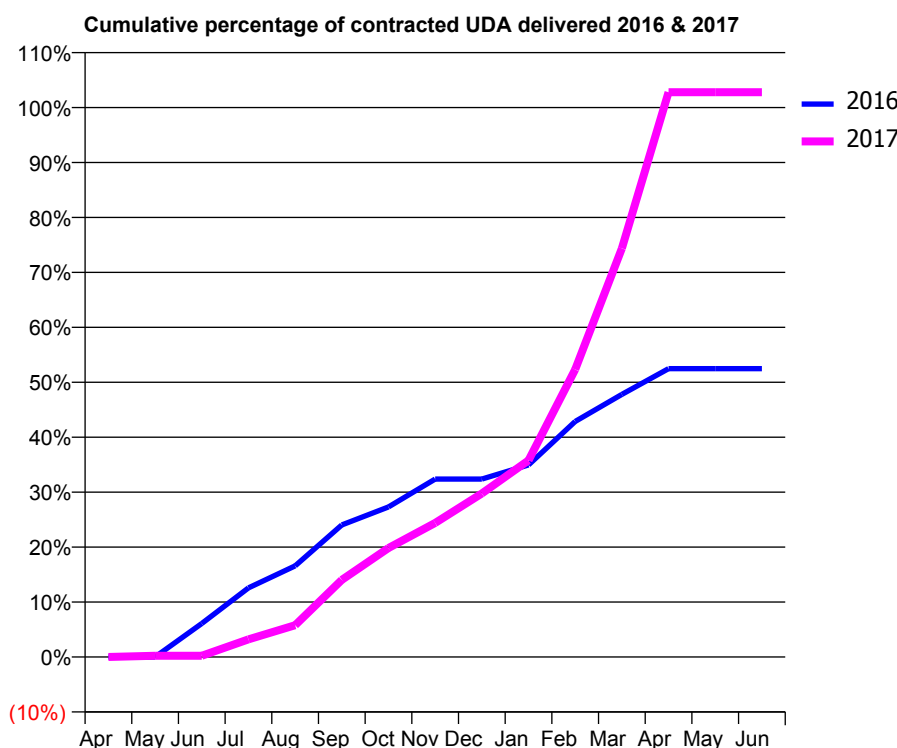
16/17 Contracted general activity (UDA)	900
Carry forward general activity (UDA)	0
16/17 Contracted orthodontic activity (UOA)	0
Carry forward orthodontic activity (UOA)	0
Baseline contract value	£20,542.83

ACCESS*

Patients seen in 24 months	Total	Change since previous quarter
Quarter ending March 2016	359	
Quarter ending June 2016	342	↓
Quarter ending September 2016	336	↓
Quarter ending December 2016	336	→
Quarter ending March 2017	443	↑
Variance since March 2016	23.4%	↑



ACTIVITY



Adjusted Scheduled Activity (UDA)		
Month	2016	2017
April	0	0
May	0	2
June	55	2
July	113	29
August	149	52
September	216	126
October	246	179
November	291	220
December	291	268
January	315	322
February	386	471
March	430	669
April	472	925
May	472	925
June	472	925

QUALITY

	Quantity	Base Number	Contract	AT	Region	England
% of FP17s for the same patient ID Re-attending within 3 months - Children	12	366	3.3%	12.0%	11.9%	12.3%
% of FP17s for the same patient ID Re-attending within 3 months - Adults	3	96	3.1%	17.2%	16.6%	16.7%
% of FP17s for the same patient ID Re-attending between 3 & 9 months - Children	136	366	37.2%	55.4%	60.2%	57.6%
% of FP17s for the same patient ID Re-attending between 3 & 9 months - Adults	26	96	27.1%	48.3%	51.5%	50.1%
% of FP17s for Band 1 Urgent Courses	10	525	1.9%	10.8%	9.5%	9.1%
% of FP17s Relating to Free Repair or Replacements	2	525	0.4%	0.6%	0.7%	0.8%
% of FP17s Relating to Continuations	0	525	0.0%	1.0%	1.2%	1.2%
% of Patients satisfied with the dentistry they have received	1	1	N/A	91.9%	93.1%	92.8%
% of Patients satisfied with the time they had to wait for an appointment	1	1	N/A	88.1%	88.8%	88.7%

* This is based on patients treated on this contract for their most recent course of treatment. Figures in italics indicate the base number of FP17s or Patient Questionnaire responses are less than 100. N/A is shown where the base number of responses is less than 10 during the period. % is calculated as Quantity/Base number*100

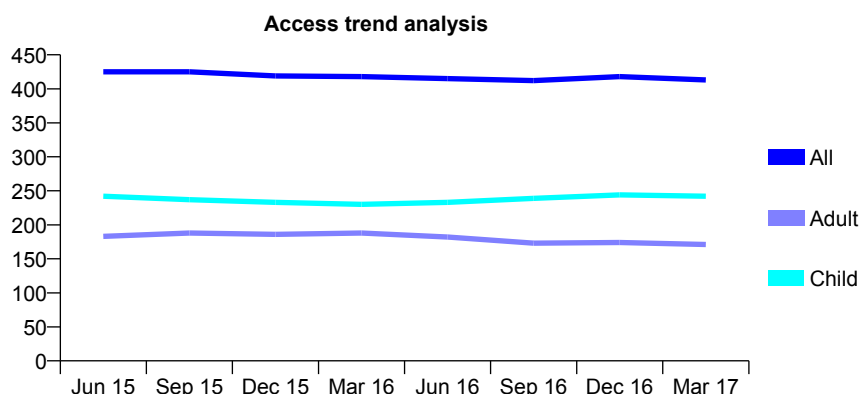
Q67 - Vital Signs At a Glance Contract Report for 308870/0001 - Year end March 2017

Name or company name	Sea Street Dental
Contract type name	GDS Contract
Purpose of contract	General
Contract start date	01/04/2006
Contract end date	

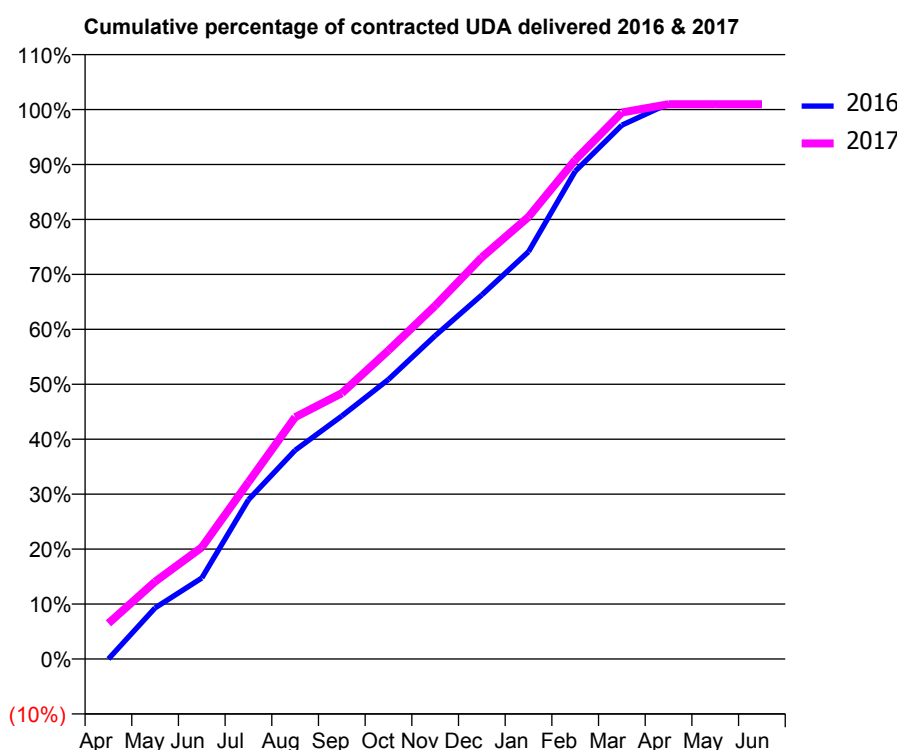
16/17 Contracted general activity (UDA)	1,400
Carry forward general activity (UDA)	-15
16/17 Contracted orthodontic activity (UOA)	0
Carry forward orthodontic activity (UOA)	0
Baseline contract value	£31,556.42

ACCESS*

Patients seen in 24 months	Total	Change since previous quarter
Quarter ending March 2016	418	
Quarter ending June 2016	415	→
Quarter ending September 2016	412	→
Quarter ending December 2016	418	→
Quarter ending March 2017	413	↓
Variance since March 2016	(1.2%)	↓



ACTIVITY



Month	Adjusted Scheduled Activity (UDA)	
	2016	2017
April	0	91
May	130	197
June	206	284
July	406	451
August	532	616
September	619	677
October	712	786
November	824	900
December	928	1,023
January	1,038	1,126
February	1,243	1,271
March	1,360	1,392
April	1,415	1,414
May	1,415	1,414
June	1,415	1,414

QUALITY

	Quantity	Base Number	Contract	AT	Region	England
% of FP17s for the same patient ID Re-attending within 3 months - Children	40	482	8.3%	12.0%	11.9%	12.3%
% of FP17s for the same patient ID Re-attending within 3 months - Adults	48	288	16.7%	17.2%	16.6%	16.7%
% of FP17s for the same patient ID Re-attending between 3 & 9 months - Children	361	482	74.9%	55.4%	60.2%	57.6%
% of FP17s for the same patient ID Re-attending between 3 & 9 months - Adults	203	288	70.5%	48.3%	51.5%	50.1%
% of FP17s for Band 1 Urgent Courses	8	763	1.0%	10.8%	9.5%	9.1%
% of FP17s Relating to Free Repair or Replacements	0	763	0.0%	0.6%	0.7%	0.8%
% of FP17s Relating to Continuations	0	763	0.0%	1.0%	1.2%	1.2%
% of Patients satisfied with the dentistry they have received	2	2	N/A	91.9%	93.1%	92.8%
% of Patients satisfied with the time they had to wait for an appointment	2	2	N/A	88.1%	88.8%	88.7%

* This is based on patients treated on this contract for their most recent course of treatment. Figures in italics indicate the base number of FP17s or Patient Questionnaire responses are less than 100. N/A is shown where the base number of responses is less than 10 during the period. % is calculated as Quantity/Base number*100

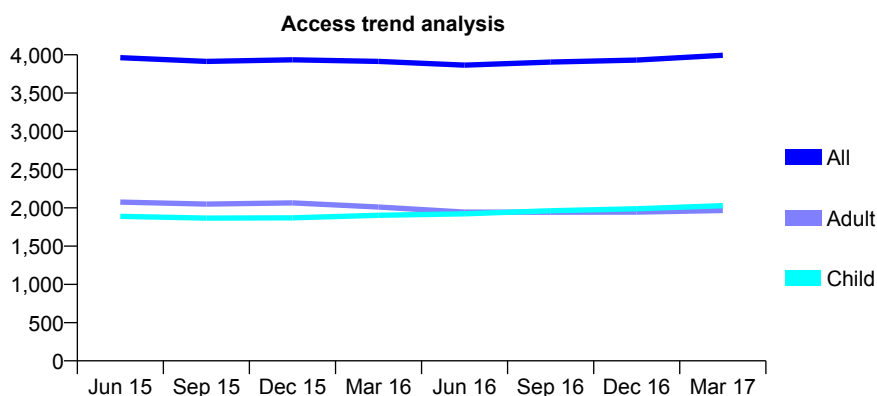
Q67 - Vital Signs At a Glance Contract Report for 317764/0004 - Year end March 2017

Name or company name	Ashley Lupin & Associates Ltd
Contract type name	GDS Contract
Purpose of contract	General
Contract start date	29/03/2010
Contract end date	

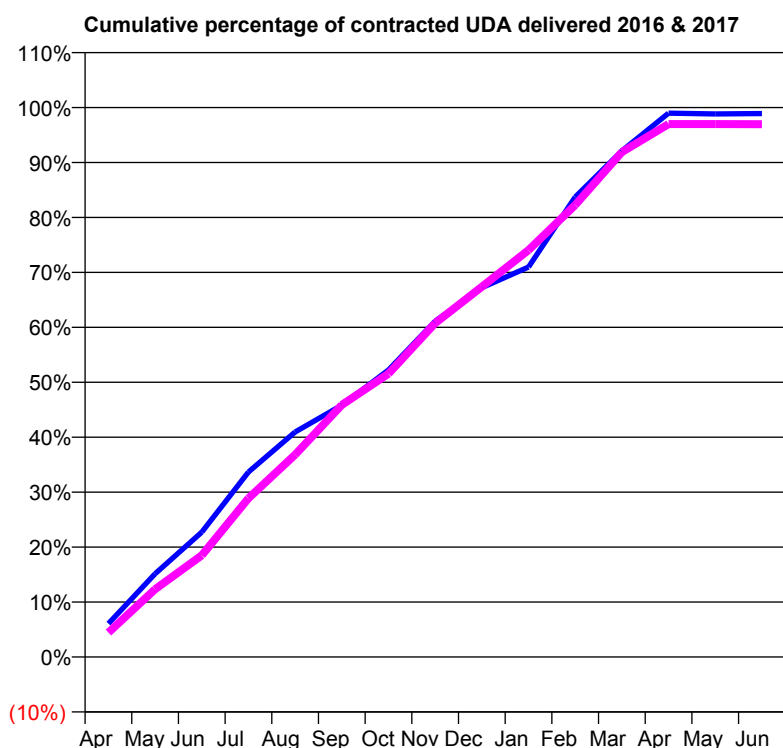
16/17 Contracted general activity (UDA)	16,144
Carry forward general activity (UDA)	177
16/17 Contracted orthodontic activity (UOA)	0
Carry forward orthodontic activity (UOA)	0
Baseline contract value	£399,064.85

ACCESS*

Patients seen in 24 months	Total	Change since previous quarter
Quarter ending March 2016	3,914	
Quarter ending June 2016	3,865	↓
Quarter ending September 2016	3,905	→
Quarter ending December 2016	3,932	→
Quarter ending March 2017	3,994	→
Variance since March 2016	2.0%	↑



ACTIVITY



Adjusted Scheduled Activity (UDA)		
Month	2016	2017
April	980	720
May	2,447	1,991
June	3,668	2,989
July	5,436	4,663
August	6,610	5,944
September	7,397	7,408
October	8,434	8,321
November	9,866	9,809
December	10,848	10,877
January	11,459	11,953
February	13,513	13,278
March	14,869	14,833
April	15,977	15,657
May	15,955	15,655
June	15,967	15,652

QUALITY

	Quantity	Base Number	Contract	AT	Region	England
% of FP17s for the same patient ID Re-attending within 3 months - Children	339	2,899	11.7%	12.0%	11.9%	12.3%
% of FP17s for the same patient ID Re-attending within 3 months - Adults	1,084	2,876	37.7%	17.2%	16.6%	16.7%
% of FP17s for the same patient ID Re-attending between 3 & 9 months - Children	1,384	2,899	47.7%	55.4%	60.2%	57.6%
% of FP17s for the same patient ID Re-attending between 3 & 9 months - Adults	887	2,876	30.8%	48.3%	51.5%	50.1%
% of FP17s for Band 1 Urgent Courses	1,022	5,743	17.8%	10.8%	9.5%	9.1%
% of FP17s Relating to Free Repair or Replacements	0	5,743	0.0%	0.6%	0.7%	0.8%
% of FP17s Relating to Continuations	63	5,743	1.1%	1.0%	1.2%	1.2%
% of Patients satisfied with the dentistry they have received	7	9	N/A	91.9%	93.1%	92.8%
% of Patients satisfied with the time they had to wait for an appointment	9	9	N/A	88.1%	88.8%	88.7%

* This is based on patients treated on this contract for their most recent course of treatment. Figures in italics indicate the base number of FP17s or Patient Questionnaire responses are less than 100. N/A is shown where the base number of responses is less than 10 during the period. % is calculated as Quantity/Base number*100

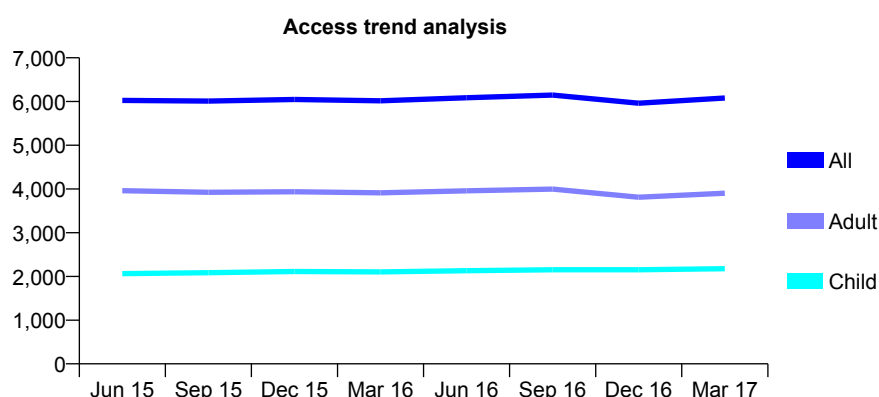
Q67 - Vital Signs At a Glance Contract Report for 318892/0002 - Year end March 2017

Name or company name	MR DP BUSH
Contract type name	GDS Contract
Purpose of contract	General
Contract start date	01/11/2012
Contract end date	

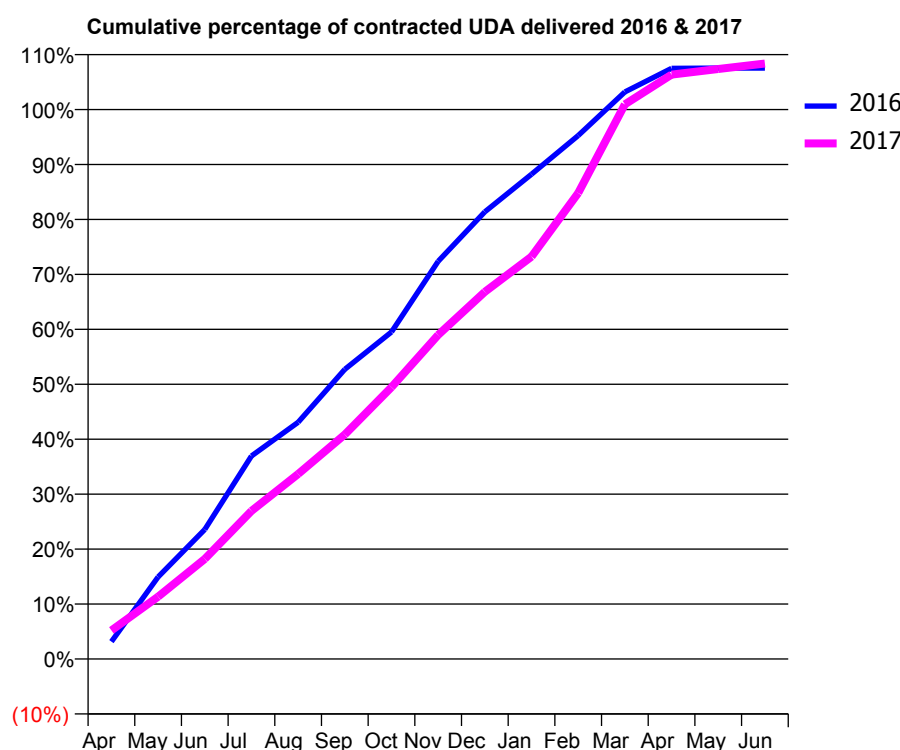
16/17 Contracted general activity (UDA)	14,293
Carry forward general activity (UDA)	0
16/17 Contracted orthodontic activity (UOA)	0
Carry forward orthodontic activity (UOA)	0
Baseline contract value	£349,469.51

ACCESS*

Patients seen in 24 months	Total	Change since previous quarter
Quarter ending March 2016	6,015	
Quarter ending June 2016	6,086	→
Quarter ending September 2016	6,149	→
Quarter ending December 2016	5,962	↓
Quarter ending March 2017	6,080	→
Variance since March 2016	1.1%	→



ACTIVITY



Month	Adjusted Scheduled Activity (UDA)	
	2016	2017
April	451	743
May	2,136	1,620
June	3,370	2,602
July	5,282	3,851
August	6,158	4,813
September	7,537	5,840
October	8,507	7,070
November	10,345	8,431
December	11,632	9,550
January	12,610	10,468
February	13,617	12,121
March	14,750	14,427
April	15,364	15,200
May	15,369	15,345
June	15,369	15,489

QUALITY

	Quantity	Base Number	Contract	AT	Region	England
% of FP17s for the same patient ID Re-attending within 3 months - Children	221	3,476	6.4%	12.0%	11.9%	12.3%
% of FP17s for the same patient ID Re-attending within 3 months - Adults	473	4,039	11.7%	17.2%	16.6%	16.7%
% of FP17s for the same patient ID Re-attending between 3 & 9 months - Children	2,209	3,476	63.6%	55.4%	60.2%	57.6%
% of FP17s for the same patient ID Re-attending between 3 & 9 months - Adults	1,136	4,039	28.1%	48.3%	51.5%	50.1%
% of FP17s for Band 1 Urgent Courses	522	7,639	6.8%	10.8%	9.5%	9.1%
% of FP17s Relating to Free Repair or Replacements	20	7,639	0.3%	0.6%	0.7%	0.8%
% of FP17s Relating to Continuations	19	7,639	0.2%	1.0%	1.2%	1.2%
% of Patients satisfied with the dentistry they have received	11	11	100.0%	91.9%	93.1%	92.8%
% of Patients satisfied with the time they had to wait for an appointment	10	11	90.9%	88.1%	88.8%	88.7%

* This is based on patients treated on this contract for their most recent course of treatment. Figures in italics indicate the base number of FP17s or Patient Questionnaire responses are less than 100. N/A is shown where the base number of responses is less than 10 during the period. % is calculated as Quantity/Base number*100

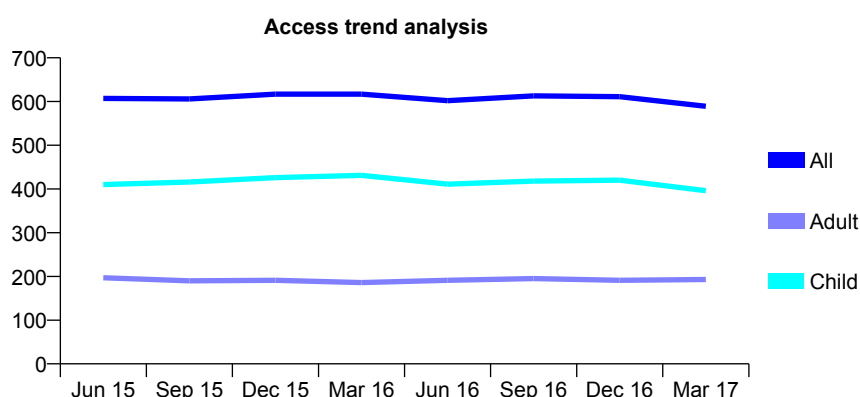
Q67 - Vital Signs At a Glance Contract Report for 319406/0001 - Year end March 2017

Name or company name	MR DG CASEY
Contract type name	GDS Contract
Purpose of contract	General
Contract start date	01/04/2006
Contract end date	

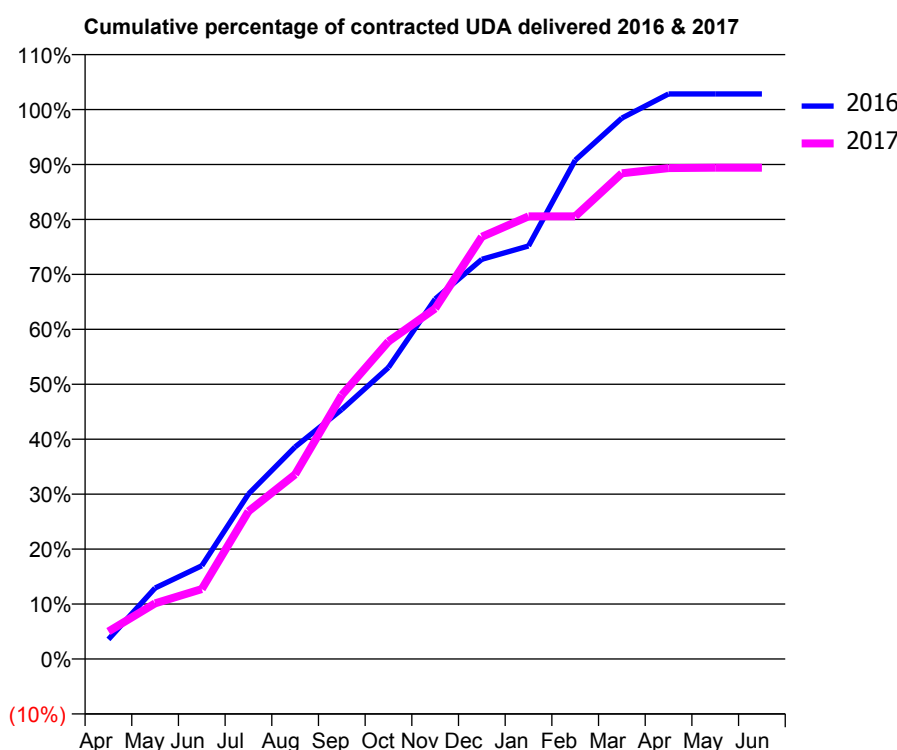
16/17 Contracted general activity (UDA)	1,400
Carry forward general activity (UDA)	-28
16/17 Contracted orthodontic activity (UOA)	0
Carry forward orthodontic activity (UOA)	0
Baseline contract value	£34,230.55

ACCESS*

Patients seen in 24 months	Total	Change since previous quarter
Quarter ending March 2016	617	
Quarter ending June 2016	602	↓
Quarter ending September 2016	613	→
Quarter ending December 2016	611	→
Quarter ending March 2017	589	↓
Variance since March 2016	(4.5%)	↓



ACTIVITY



Month	Adjusted Scheduled Activity (UDA)	
	2016	2017
April	50	70
May	181	142
June	238	178
July	420	376
August	540	470
September	636	673
October	743	809
November	917	893
December	1,018	1,076
January	1,052	1,128
February	1,271	1,128
March	1,378	1,238
April	1,440	1,251
May	1,440	1,252
June	1,440	1,252

QUALITY

	Quantity	Base Number	Contract	AT	Region	England
% of FP17s for the same patient ID Re-attending within 3 months - Children	47	537	8.8%	12.0%	11.9%	12.3%
% of FP17s for the same patient ID Re-attending within 3 months - Adults	50	206	24.3%	17.2%	16.6%	16.7%
% of FP17s for the same patient ID Re-attending between 3 & 9 months - Children	287	537	53.4%	55.4%	60.2%	57.6%
% of FP17s for the same patient ID Re-attending between 3 & 9 months - Adults	82	206	39.8%	48.3%	51.5%	50.1%
% of FP17s for Band 1 Urgent Courses	28	716	3.9%	10.8%	9.5%	9.1%
% of FP17s Relating to Free Repair or Replacements	0	716	0.0%	0.6%	0.7%	0.8%
% of FP17s Relating to Continuations	1	716	0.1%	1.0%	1.2%	1.2%
% of Patients satisfied with the dentistry they have received	0	0	N/A	91.9%	93.1%	92.8%
% of Patients satisfied with the time they had to wait for an appointment	0	0	N/A	88.1%	88.8%	88.7%

* This is based on patients treated on this contract for their most recent course of treatment. Figures in italics indicate the base number of FP17s or Patient Questionnaire responses are less than 100. N/A is shown where the base number of responses is less than 10 during the period. % is calculated as Quantity/Base number*100

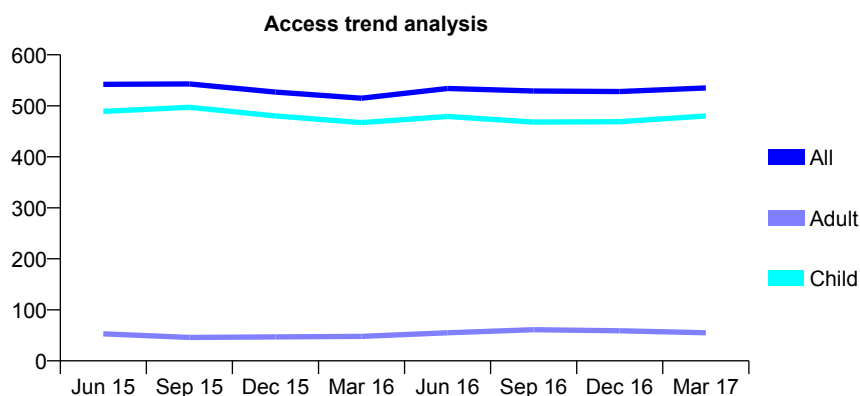
Q67 - Vital Signs At a Glance Contract Report for 319821/0001 - Year end March 2017

Name or company name	MR PJ DENING
Contract type name	GDS Contract
Purpose of contract	General
Contract start date	01/04/2006
Contract end date	

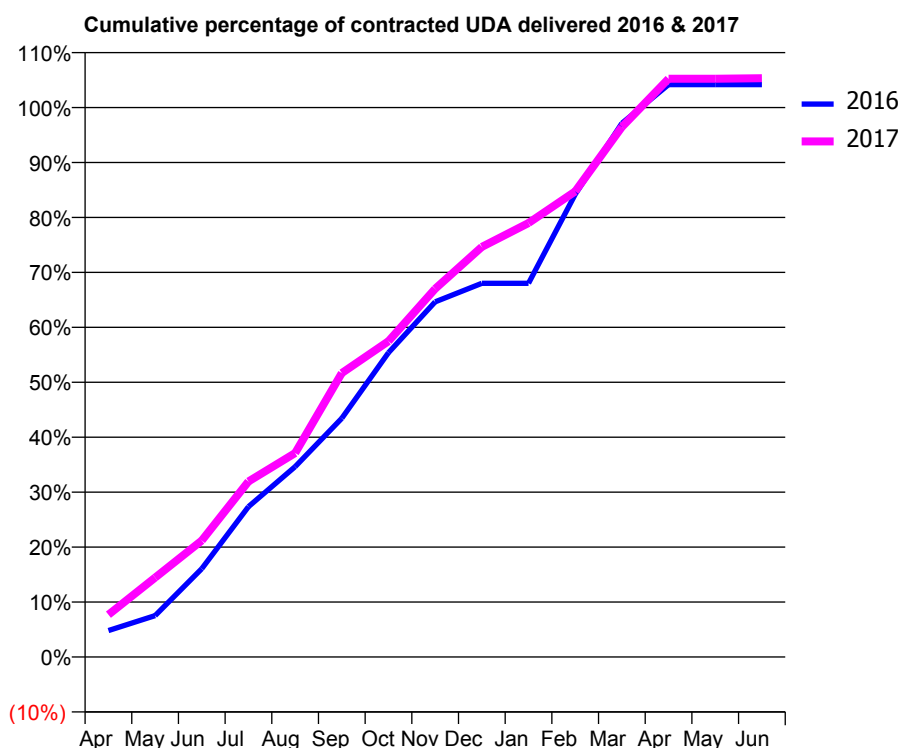
16/17 Contracted general activity (UDA)	1,042
Carry forward general activity (UDA)	-21
16/17 Contracted orthodontic activity (UOA)	0
Carry forward orthodontic activity (UOA)	0
Baseline contract value	£23,154.42

ACCESS*

Patients seen in 24 months	Total	Change since previous quarter
Quarter ending March 2016	515	
Quarter ending June 2016	534	↑
Quarter ending September 2016	529	→
Quarter ending December 2016	528	→
Quarter ending March 2017	535	→
Variance since March 2016	3.9%	↑



ACTIVITY



Month	Adjusted Scheduled Activity (UDA)	
	2016	2017
April	50	80
May	79	151
June	168	221
July	285	333
August	361	387
September	453	538
October	577	599
November	674	698
December	709	778
January	709	823
February	877	883
March	1,012	1,005
April	1,085	1,097
May	1,085	1,097
June	1,085	1,098

QUALITY

	Quantity	Base Number	Contract	AT	Region	England
% of FP17s for the same patient ID Re-attending within 3 months - Children	60	822	7.3%	12.0%	11.9%	12.3%
% of FP17s for the same patient ID Re-attending within 3 months - Adults	0	0	N/A	17.2%	16.6%	16.7%
% of FP17s for the same patient ID Re-attending between 3 & 9 months - Children	573	822	69.7%	55.4%	60.2%	57.6%
% of FP17s for the same patient ID Re-attending between 3 & 9 months - Adults	0	0	N/A	48.3%	51.5%	50.1%
% of FP17s for Band 1 Urgent Courses	23	826	2.8%	10.8%	9.5%	9.1%
% of FP17s Relating to Free Repair or Replacements	0	826	0.0%	0.6%	0.7%	0.8%
% of FP17s Relating to Continuations	0	826	0.0%	1.0%	1.2%	1.2%
% of Patients satisfied with the dentistry they have received	2	2	N/A	91.9%	93.1%	92.8%
% of Patients satisfied with the time they had to wait for an appointment	2	2	N/A	88.1%	88.8%	88.7%

* This is based on patients treated on this contract for their most recent course of treatment. Figures in italics indicate the base number of FP17s or Patient Questionnaire responses are less than 100. N/A is shown where the base number of responses is less than 10 during the period. % is calculated as Quantity/Base number*100

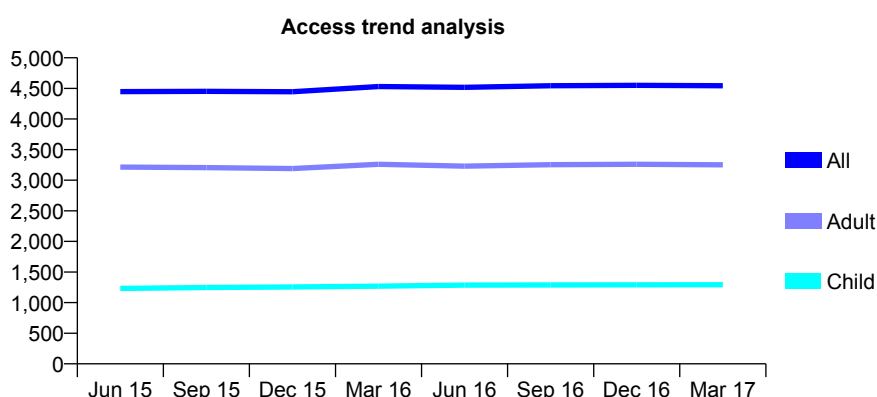
Q67 - Vital Signs At a Glance Contract Report for 320625/0001 - Year end March 2017

Name or company name	Lenham Dental Surgery
Contract type name	GDS Contract
Purpose of contract	General
Contract start date	01/04/2006
Contract end date	

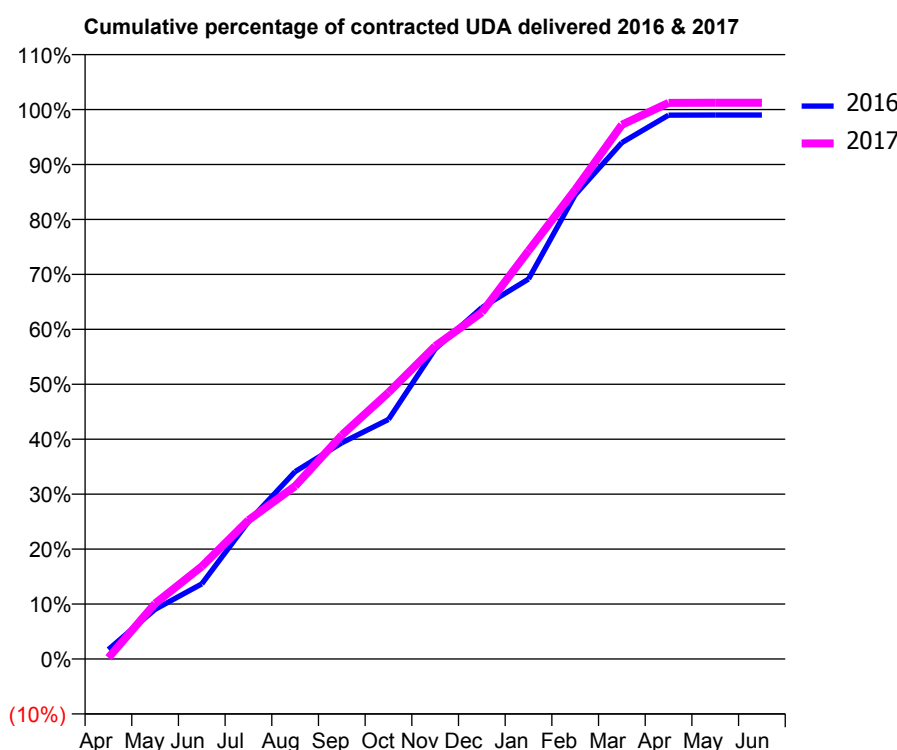
16/17 Contracted general activity (UDA)	16,902
Carry forward general activity (UDA)	171
16/17 Contracted orthodontic activity (UOA)	0
Carry forward orthodontic activity (UOA)	0
Baseline contract value	£413,260.55

ACCESS*

Patients seen in 24 months	Total	Change since previous quarter
Quarter ending March 2016	4,530	
Quarter ending June 2016	4,517	→
Quarter ending September 2016	4,543	→
Quarter ending December 2016	4,551	→
Quarter ending March 2017	4,544	→
Variance since March 2016	0.3%	→



ACTIVITY



Adjusted Scheduled Activity (UDA)		
Month	2016	2017
April	292	38
May	1,526	1,706
June	2,313	2,847
July	4,226	4,273
August	5,767	5,317
September	6,652	6,890
October	7,367	8,196
November	9,539	9,626
December	10,809	10,664
January	11,687	12,556
February	14,278	14,434
March	15,883	16,435
April	16,728	17,107
May	16,731	17,110
June	16,731	17,110

QUALITY

	Quantity	Base Number	Contract	AT	Region	England
% of FP17s for the same patient ID Re-attending within 3 months - Children	162	2,135	7.6%	12.0%	11.9%	12.3%
% of FP17s for the same patient ID Re-attending within 3 months - Adults	1,111	5,635	19.7%	17.2%	16.6%	16.7%
% of FP17s for the same patient ID Re-attending between 3 & 9 months - Children	1,266	2,135	59.3%	55.4%	60.2%	57.6%
% of FP17s for the same patient ID Re-attending between 3 & 9 months - Adults	3,263	5,635	57.9%	48.3%	51.5%	50.1%
% of FP17s for Band 1 Urgent Courses	887	7,754	11.4%	10.8%	9.5%	9.1%
% of FP17s Relating to Free Repair or Replacements	153	7,754	2.0%	0.6%	0.7%	0.8%
% of FP17s Relating to Continuations	16	7,754	0.2%	1.0%	1.2%	1.2%
% of Patients satisfied with the dentistry they have received	41	43	95.3%	91.9%	93.1%	92.8%
% of Patients satisfied with the time they had to wait for an appointment	42	43	97.7%	88.1%	88.8%	88.7%

* This is based on patients treated on this contract for their most recent course of treatment. Figures in italics indicate the base number of FP17s or Patient Questionnaire responses are less than 100. N/A is shown where the base number of responses is less than 10 during the period. % is calculated as Quantity/Base number*100

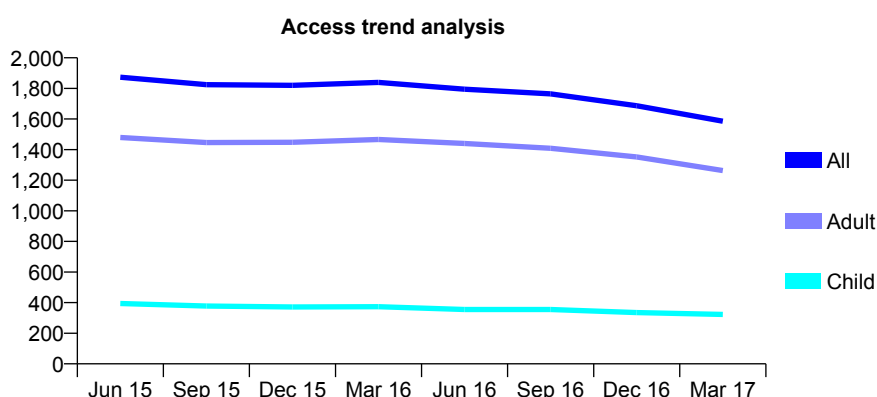
Q67 - Vital Signs At a Glance Contract Report for 323462/0001 - Year end March 2017

Name or company name	MR SS SHOKER
Contract type name	GDS Contract
Purpose of contract	General
Contract start date	01/04/2006
Contract end date	

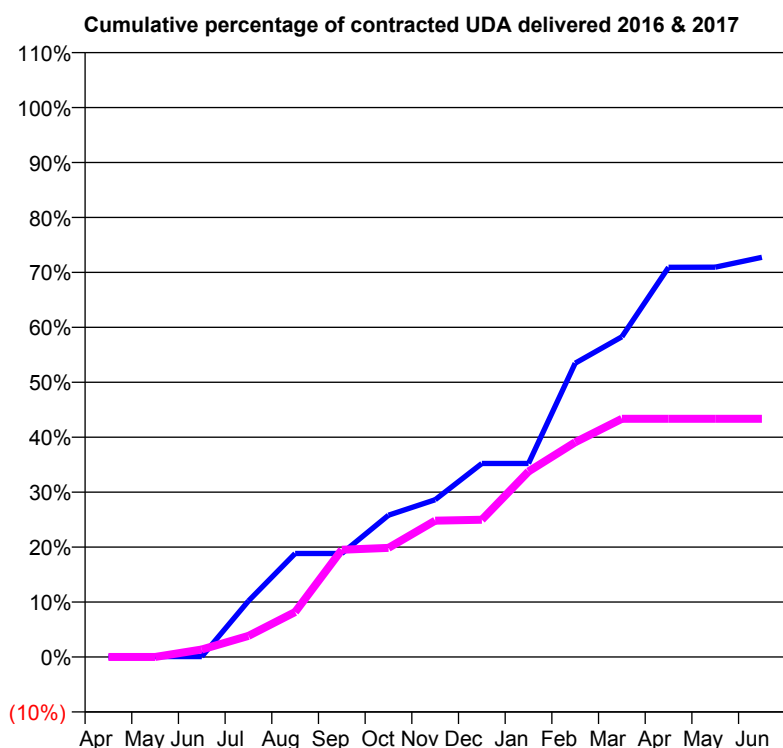
16/17 Contracted general activity (UDA)	5,936
Carry forward general activity (UDA)	0
16/17 Contracted orthodontic activity (UOA)	0
Carry forward orthodontic activity (UOA)	0
Baseline contract value	£145,137.55

ACCESS*

Patients seen in 24 months	Total	Change since previous quarter
Quarter ending March 2016	1,839	
Quarter ending June 2016	1,795	↓
Quarter ending September 2016	1,764	↓
Quarter ending December 2016	1,687	↓
Quarter ending March 2017	1,586	↓
Variance since March 2016	(13.8%)	↓



ACTIVITY



Adjusted Scheduled Activity (UDA)		
Month	2016	2017
April	0	1
May	5	1
June	5	81
July	606	228
August	1,118	487
September	1,118	1,159
October	1,531	1,179
November	1,699	1,473
December	2,091	1,483
January	2,091	2,005
February	3,175	2,320
March	3,460	2,574
April	4,210	2,574
May	4,211	2,574
June	4,318	2,574

QUALITY

	Quantity	Base Number	Contract	AT	Region	England
% of FP17s for the same patient ID Re-attending within 3 months - Children	28	351	8.0%	12.0%	11.9%	12.3%
% of FP17s for the same patient ID Re-attending within 3 months - Adults	184	1,394	13.2%	17.2%	16.6%	16.7%
% of FP17s for the same patient ID Re-attending between 3 & 9 months - Children	173	351	49.3%	55.4%	60.2%	57.6%
% of FP17s for the same patient ID Re-attending between 3 & 9 months - Adults	656	1,394	47.1%	48.3%	51.5%	50.1%
% of FP17s for Band 1 Urgent Courses	100	1,275	7.8%	10.8%	9.5%	9.1%
% of FP17s Relating to Free Repair or Replacements	27	1,275	2.1%	0.6%	0.7%	0.8%
% of FP17s Relating to Continuations	10	1,275	0.8%	1.0%	1.2%	1.2%
% of Patients satisfied with the dentistry they have received	3	3	N/A	91.9%	93.1%	92.8%
% of Patients satisfied with the time they had to wait for an appointment	3	3	N/A	88.1%	88.8%	88.7%

* This is based on patients treated on this contract for their most recent course of treatment. Figures in italics indicate the base number of FP17s or Patient Questionnaire responses are less than 100. N/A is shown where the base number of responses is less than 10 during the period. % is calculated as Quantity/Base number*100

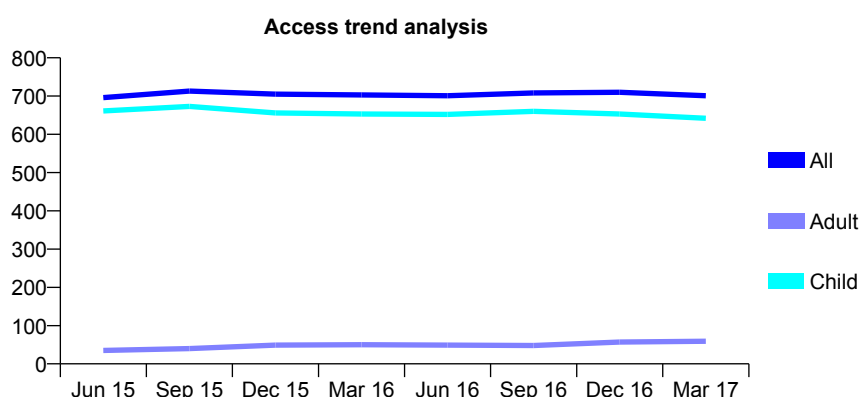
Q67 - Vital Signs At a Glance Contract Report for 330493/0001 - Year end March 2017

Name or company name	MR CF GUNTER
Contract type name	GDS Contract
Purpose of contract	General
Contract start date	01/04/2006
Contract end date	

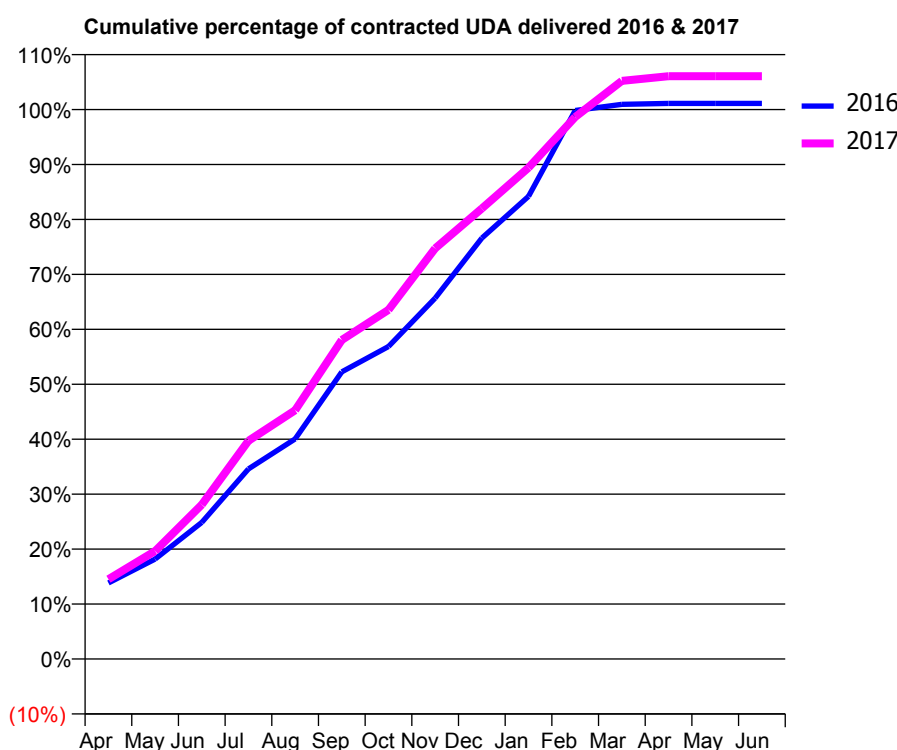
16/17 Contracted general activity (UDA)	1,171
Carry forward general activity (UDA)	-13
16/17 Contracted orthodontic activity (UOA)	0
Carry forward orthodontic activity (UOA)	0
Baseline contract value	£28,631.42

ACCESS*

Patients seen in 24 months	Total	Change since previous quarter
Quarter ending March 2016	703	
Quarter ending June 2016	701	→
Quarter ending September 2016	708	→
Quarter ending December 2016	710	→
Quarter ending March 2017	701	↓
Variance since March 2016	(0.3%)	→



ACTIVITY



Adjusted Scheduled Activity (UDA)		
Month	2016	2017
April	162	170
May	213	230
June	291	329
July	405	465
August	469	530
September	612	680
October	666	744
November	769	875
December	897	960
January	986	1,047
February	1,169	1,155
March	1,182	1,232
April	1,184	1,242
May	1,184	1,242
June	1,184	1,242

QUALITY

	Quantity	Base Number	Contract	AT	Region	England
% of FP17s for the same patient ID Re-attending within 3 months - Children	28	1,007	2.8%	12.0%	11.9%	12.3%
% of FP17s for the same patient ID Re-attending within 3 months - Adults	0	0	N/A	17.2%	16.6%	16.7%
% of FP17s for the same patient ID Re-attending between 3 & 9 months - Children	633	1,007	62.9%	55.4%	60.2%	57.6%
% of FP17s for the same patient ID Re-attending between 3 & 9 months - Adults	0	0	N/A	48.3%	51.5%	50.1%
% of FP17s for Band 1 Urgent Courses	0	1,016	0.0%	10.8%	9.5%	9.1%
% of FP17s Relating to Free Repair or Replacements	0	1,016	0.0%	0.6%	0.7%	0.8%
% of FP17s Relating to Continuations	0	1,016	0.0%	1.0%	1.2%	1.2%
% of Patients satisfied with the dentistry they have received	1	1	N/A	91.9%	93.1%	92.8%
% of Patients satisfied with the time they had to wait for an appointment	0	1	N/A	88.1%	88.8%	88.7%

* This is based on patients treated on this contract for their most recent course of treatment. Figures in italics indicate the base number of FP17s or Patient Questionnaire responses are less than 100. N/A is shown where the base number of responses is less than 10 during the period. % is calculated as Quantity/Base number*100

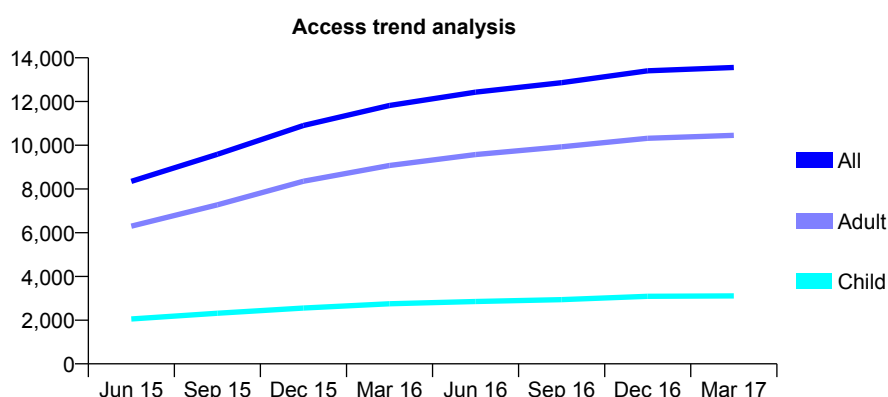
Q67 - Vital Signs At a Glance Contract Report for 330736/0018 - Year end March 2017

Name or company name	MR N PATEL
Contract type name	GDS Contract
Purpose of contract	General and Orthodontic
Contract start date	01/01/2015
Contract end date	

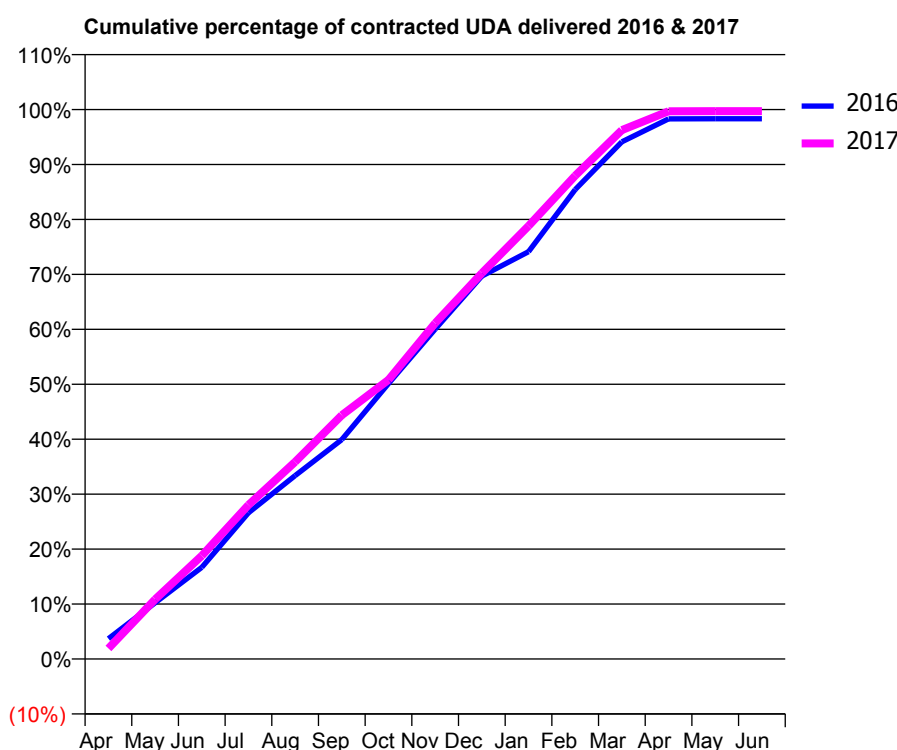
16/17 Contracted general activity (UDA)	38,100
Carry forward general activity (UDA)	643
16/17 Contracted orthodontic activity (UOA)	1,275
Carry forward orthodontic activity (UOA)	0
Baseline contract value	£986,612.82

ACCESS*

Patients seen in 24 months	Total	Change since previous quarter
Quarter ending March 2016	11,820	
Quarter ending June 2016	12,428	↑
Quarter ending September 2016	12,863	↑
Quarter ending December 2016	13,406	↑
Quarter ending March 2017	13,559	→
Variance since March 2016	14.7%	↑



ACTIVITY



Adjusted Scheduled Activity (UDA)		
Month	2016	2017
April	1,411	731
May	3,900	4,134
June	6,361	7,164
July	10,138	10,684
August	12,720	13,668
September	15,212	16,905
October	19,094	19,356
November	22,867	23,288
December	26,551	26,754
January	28,245	30,025
February	32,554	33,507
March	35,862	36,673
April	37,451	37,980
May	37,457	37,986
June	37,457	37,989

QUALITY

	Quantity	Base Number	Contract	AT	Region	England
% of FP17s for the same patient ID Re-attending within 3 months - Children	450	5,336	8.4%	12.0%	11.9%	12.3%
% of FP17s for the same patient ID Re-attending within 3 months - Adults	1,980	16,500	12.0%	17.2%	16.6%	16.7%
% of FP17s for the same patient ID Re-attending between 3 & 9 months - Children	3,600	5,336	67.5%	55.4%	60.2%	57.6%
% of FP17s for the same patient ID Re-attending between 3 & 9 months - Adults	10,712	16,500	64.9%	48.3%	51.5%	50.1%
% of FP17s for Band 1 Urgent Courses	1,923	21,504	8.9%	10.8%	9.5%	9.1%
% of FP17s Relating to Free Repair or Replacements	89	21,504	0.4%	0.6%	0.7%	0.8%
% of FP17s Relating to Continuations	56	21,504	0.3%	1.0%	1.2%	1.2%
% of Patients satisfied with the dentistry they have received	32	37	86.5%	91.9%	93.1%	92.8%
% of Patients satisfied with the time they had to wait for an appointment	35	37	94.6%	88.1%	88.8%	88.7%

* This is based on patients treated on this contract for their most recent course of treatment. Figures in italics indicate the base number of FP17s or Patient Questionnaire responses are less than 100. N/A is shown where the base number of responses is less than 10 during the period. % is calculated as Quantity/Base number*100

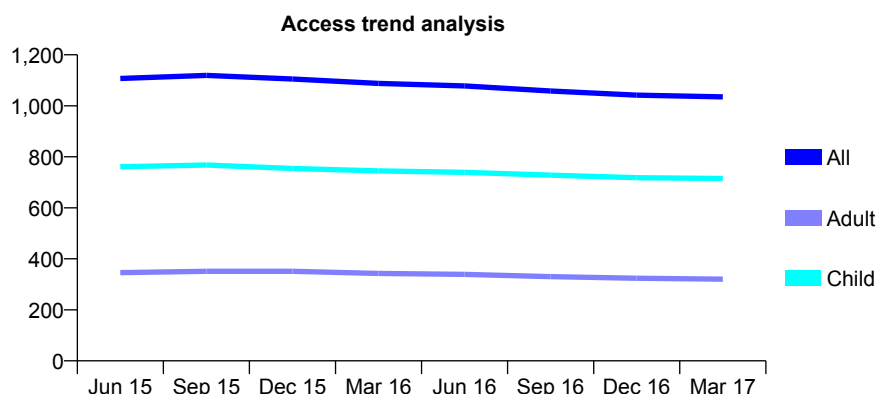
Q67 - Vital Signs At a Glance Contract Report for 331538/0001 - Year end March 2017

Name or company name	MR SJ PATIENT
Contract type name	GDS Contract
Purpose of contract	General
Contract start date	01/04/2006
Contract end date	

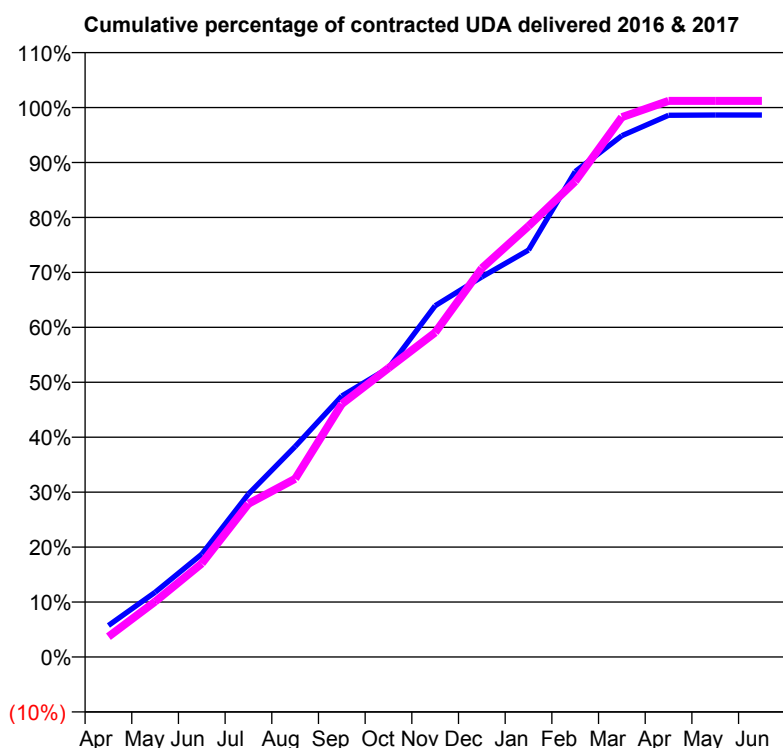
16/17 Contracted general activity (UDA)	1,842
Carry forward general activity (UDA)	25
16/17 Contracted orthodontic activity (UOA)	0
Carry forward orthodontic activity (UOA)	0
Baseline contract value	£46,367.80

ACCESS*

Patients seen in 24 months	Total	Change since previous quarter
Quarter ending March 2016	1,088	
Quarter ending June 2016	1,078	→
Quarter ending September 2016	1,058	↓
Quarter ending December 2016	1,042	↓
Quarter ending March 2017	1,035	→
Variance since March 2016	(4.9%)	↓



ACTIVITY



Adjusted Scheduled Activity (UDA)		
Month	2016	2017
April	106	68
May	217	186
June	345	314
July	547	514
August	706	597
September	875	848
October	969	968
November	1,178	1,088
December	1,274	1,303
January	1,364	1,445
February	1,627	1,594
March	1,748	1,810
April	1,816	1,864
May	1,817	1,864
June	1,817	1,864

QUALITY

	Quantity	Base Number	Contract	AT	Region	England
% of FP17s for the same patient ID Re-attending within 3 months - Children	49	972	5.0%	12.0%	11.9%	12.3%
% of FP17s for the same patient ID Re-attending within 3 months - Adults	11	237	4.6%	17.2%	16.6%	16.7%
% of FP17s for the same patient ID Re-attending between 3 & 9 months - Children	474	972	48.8%	55.4%	60.2%	57.6%
% of FP17s for the same patient ID Re-attending between 3 & 9 months - Adults	93	237	39.2%	48.3%	51.5%	50.1%
% of FP17s for Band 1 Urgent Courses	56	1,201	4.7%	10.8%	9.5%	9.1%
% of FP17s Relating to Free Repair or Replacements	0	1,201	0.0%	0.6%	0.7%	0.8%
% of FP17s Relating to Continuations	0	1,201	0.0%	1.0%	1.2%	1.2%
% of Patients satisfied with the dentistry they have received	2	2	N/A	91.9%	93.1%	92.8%
% of Patients satisfied with the time they had to wait for an appointment	2	2	N/A	88.1%	88.8%	88.7%

* This is based on patients treated on this contract for their most recent course of treatment. Figures in italics indicate the base number of FP17s or Patient Questionnaire responses are less than 100. N/A is shown where the base number of responses is less than 10 during the period. % is calculated as Quantity/Base number*100

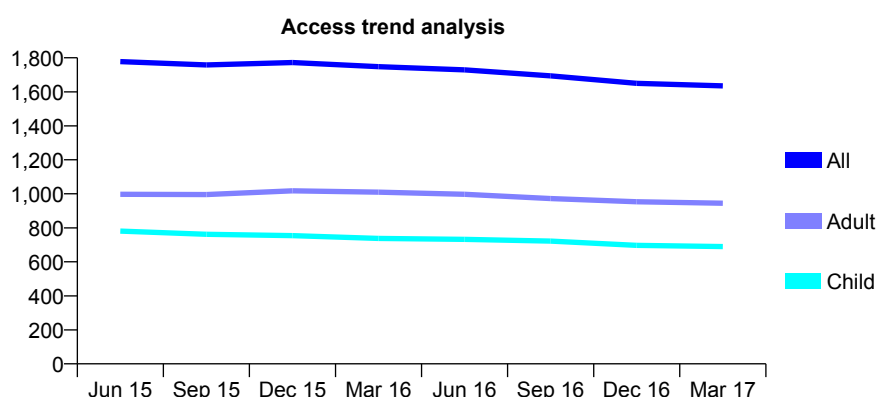
Q67 - Vital Signs At a Glance Contract Report for 332623/0001 - Year end March 2017

Name or company name	MR RE BANKS
Contract type name	GDS Contract
Purpose of contract	General
Contract start date	01/04/2006
Contract end date	

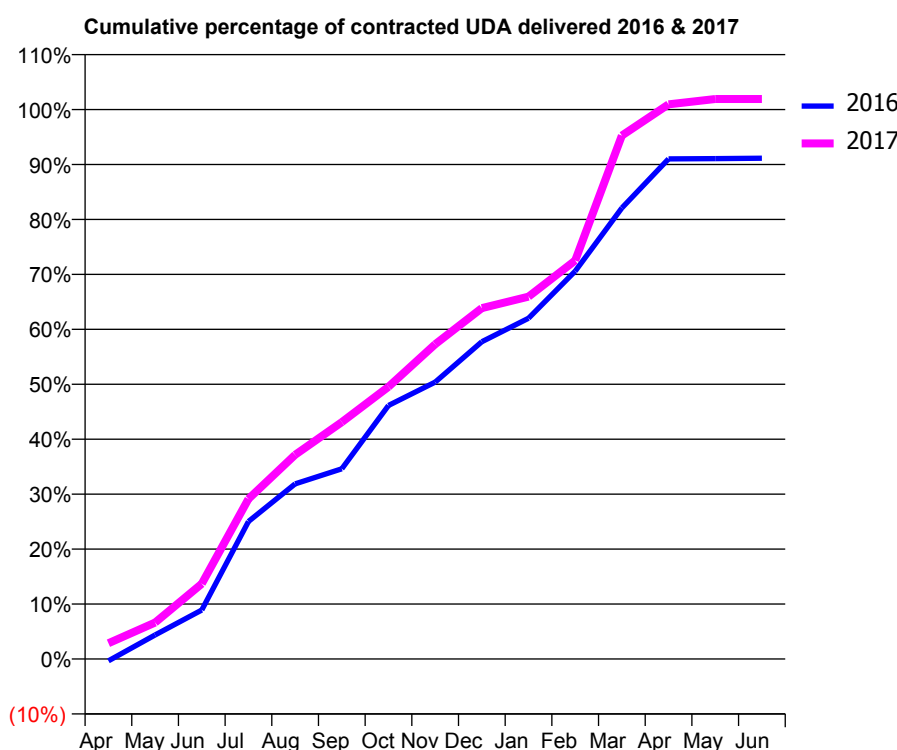
16/17 Contracted general activity (UDA)	4,000
Carry forward general activity (UDA)	0
16/17 Contracted orthodontic activity (UOA)	0
Carry forward orthodontic activity (UOA)	0
Baseline contract value	£96,941.79

ACCESS*

Patients seen in 24 months	Total	Change since previous quarter
Quarter ending March 2016	1,748	
Quarter ending June 2016	1,729	↓
Quarter ending September 2016	1,694	↓
Quarter ending December 2016	1,650	↓
Quarter ending March 2017	1,635	→
Variance since March 2016	(6.5%)	↓



ACTIVITY



Adjusted Scheduled Activity (UDA)		
Month	2016	2017
April	-17	115
May	208	265
June	424	548
July	1,189	1,166
August	1,514	1,486
September	1,644	1,724
October	2,192	1,981
November	2,394	2,291
December	2,743	2,554
January	2,945	2,638
February	3,352	2,901
March	3,898	3,811
April	4,323	4,037
May	4,326	4,077
June	4,329	4,077

QUALITY

	Quantity	Base Number	Contract	AT	Region	England
% of FP17s for the same patient ID Re-attending within 3 months - Children	80	1,106	7.2%	12.0%	11.9%	12.3%
% of FP17s for the same patient ID Re-attending within 3 months - Adults	178	1,317	13.5%	17.2%	16.6%	16.7%
% of FP17s for the same patient ID Re-attending between 3 & 9 months - Children	709	1,106	64.1%	55.4%	60.2%	57.6%
% of FP17s for the same patient ID Re-attending between 3 & 9 months - Adults	829	1,317	62.9%	48.3%	51.5%	50.1%
% of FP17s for Band 1 Urgent Courses	174	2,298	7.6%	10.8%	9.5%	9.1%
% of FP17s Relating to Free Repair or Replacements	0	2,298	0.0%	0.6%	0.7%	0.8%
% of FP17s Relating to Continuations	38	2,298	1.7%	1.0%	1.2%	1.2%
% of Patients satisfied with the dentistry they have received	3	3	N/A	91.9%	93.1%	92.8%
% of Patients satisfied with the time they had to wait for an appointment	1	3	N/A	88.1%	88.8%	88.7%

* This is based on patients treated on this contract for their most recent course of treatment. Figures in italics indicate the base number of FP17s or Patient Questionnaire responses are less than 100. N/A is shown where the base number of responses is less than 10 during the period. % is calculated as Quantity/Base number*100

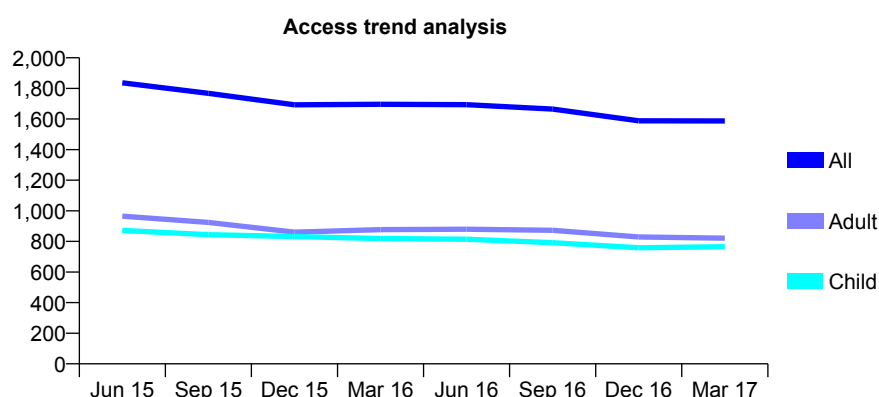
Q67 - Vital Signs At a Glance Contract Report for 333751/0001 - Year end March 2017

Name or company name	MR J MEAKIN
Contract type name	GDS Contract
Purpose of contract	General
Contract start date	01/04/2006
Contract end date	

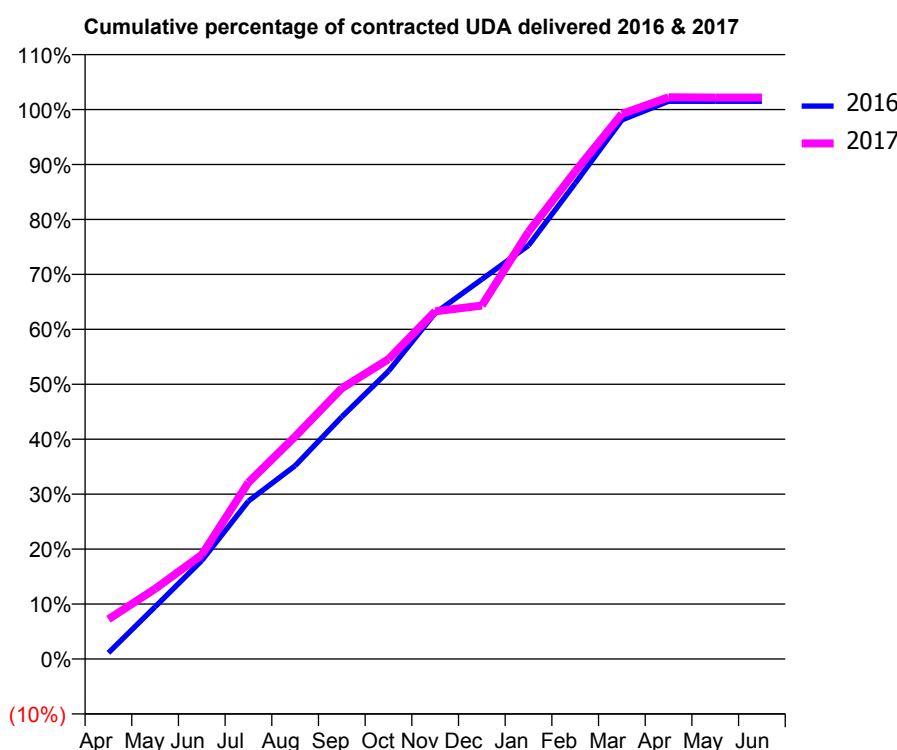
16/17 Contracted general activity (UDA)	2,211
Carry forward general activity (UDA)	-33
16/17 Contracted orthodontic activity (UOA)	0
Carry forward orthodontic activity (UOA)	0
Baseline contract value	£49,140.99

ACCESS*

Patients seen in 24 months	Total	Change since previous quarter
Quarter ending March 2016	1,696	
Quarter ending June 2016	1,694	→
Quarter ending September 2016	1,665	↓
Quarter ending December 2016	1,588	↓
Quarter ending March 2017	1,587	→
Variance since March 2016	(6.4%)	↓



ACTIVITY



Adjusted Scheduled Activity (UDA)		
Month	2016	2017
April	25	160
May	210	282
June	396	419
July	636	711
August	778	895
September	975	1,090
October	1,158	1,207
November	1,392	1,399
December	1,528	1,422
January	1,664	1,719
February	1,914	1,962
March	2,169	2,193
April	2,244	2,260
May	2,244	2,259
June	2,244	2,259

QUALITY

	Quantity	Base Number	Contract	AT	Region	England
% of FP17s for the same patient ID Re-attending within 3 months - Children	59	1,226	4.8%	12.0%	11.9%	12.3%
% of FP17s for the same patient ID Re-attending within 3 months - Adults	143	1,005	14.2%	17.2%	16.6%	16.7%
% of FP17s for the same patient ID Re-attending between 3 & 9 months - Children	804	1,226	65.6%	55.4%	60.2%	57.6%
% of FP17s for the same patient ID Re-attending between 3 & 9 months - Adults	494	1,005	49.2%	48.3%	51.5%	50.1%
% of FP17s for Band 1 Urgent Courses	30	1,391	2.2%	10.8%	9.5%	9.1%
% of FP17s Relating to Free Repair or Replacements	0	1,391	0.0%	0.6%	0.7%	0.8%
% of FP17s Relating to Continuations	0	1,391	0.0%	1.0%	1.2%	1.2%
% of Patients satisfied with the dentistry they have received	2	2	N/A	91.9%	93.1%	92.8%
% of Patients satisfied with the time they had to wait for an appointment	2	2	N/A	88.1%	88.8%	88.7%

* This is based on patients treated on this contract for their most recent course of treatment. Figures in italics indicate the base number of FP17s or Patient Questionnaire responses are less than 100. N/A is shown where the base number of responses is less than 10 during the period. % is calculated as Quantity/Base number*100

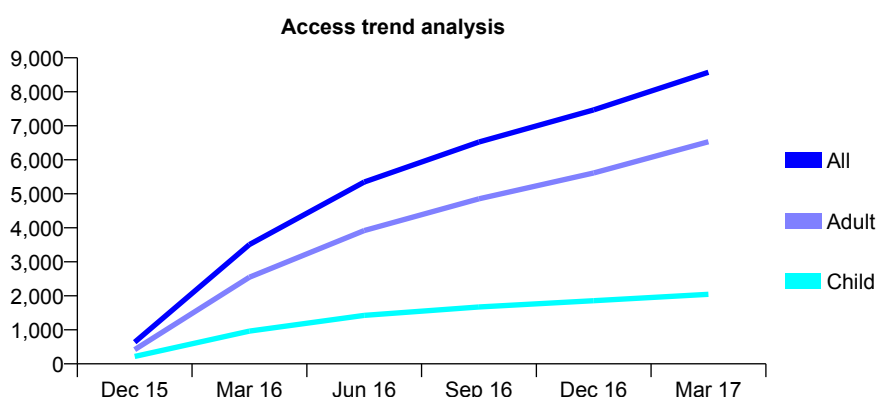
Q67 - Vital Signs At a Glance Contract Report for 339156/0003 - Year end March 2017

Name or company name	MR N SAFDAR
Contract type name	GDS Contract
Purpose of contract	General
Contract start date	01/12/2015
Contract end date	

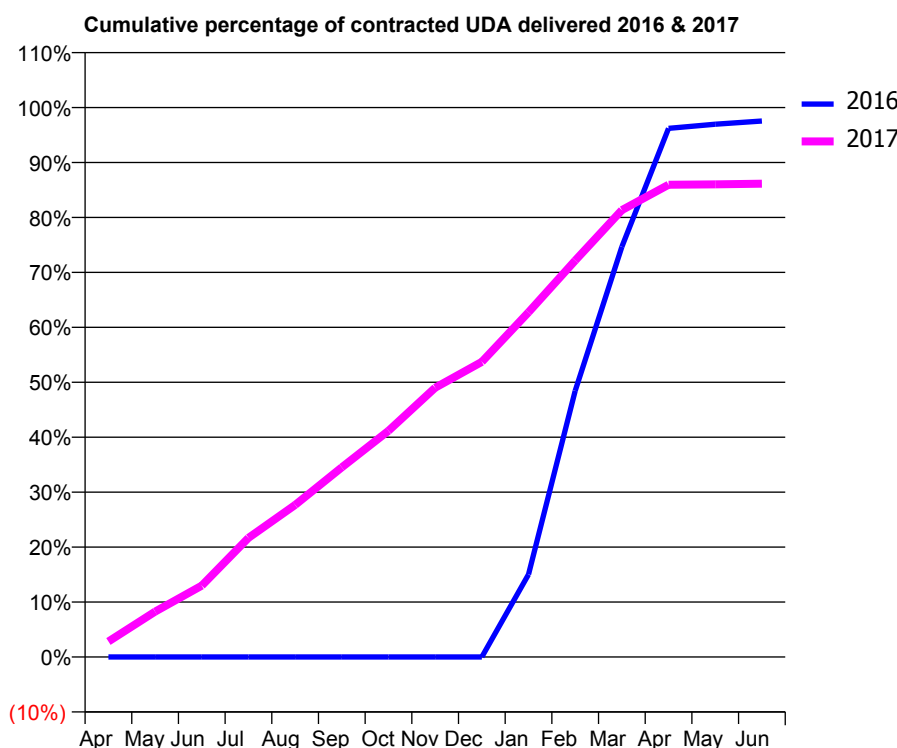
16/17 Contracted general activity (UDA)	28,422
Carry forward general activity (UDA)	0
16/17 Contracted orthodontic activity (UOA)	0
Carry forward orthodontic activity (UOA)	0
Baseline contract value	£631,693.35

ACCESS*

Patients seen in 24 months	Total	Change since previous quarter
Quarter ending March 2016	3,508	
Quarter ending June 2016	5,346	↑
Quarter ending September 2016	6,524	↑
Quarter ending December 2016	7,470	↑
Quarter ending March 2017	8,576	↑
Variance since March 2016	144.5%	↑



ACTIVITY



Adjusted Scheduled Activity (UDA)		
Month	2016	2017
April	0	807
May	0	2,351
June	0	3,695
July	0	6,166
August	0	7,863
September	0	9,814
October	0	11,703
November	0	13,930
December	0	15,267
January	1,424	17,831
February	4,589	20,508
March	7,073	23,113
April	9,116	24,428
May	9,187	24,448
June	9,241	24,482

QUALITY

	Quantity	Base Number	Contract	AT	Region	England
% of FP17s for the same patient ID Re-attending within 3 months - Children	182	2,929	6.2%	12.0%	11.9%	12.3%
% of FP17s for the same patient ID Re-attending within 3 months - Adults	1,405	9,326	15.1%	17.2%	16.6%	16.7%
% of FP17s for the same patient ID Re-attending between 3 & 9 months - Children	1,151	2,929	39.3%	55.4%	60.2%	57.6%
% of FP17s for the same patient ID Re-attending between 3 & 9 months - Adults	3,127	9,326	33.5%	48.3%	51.5%	50.1%
% of FP17s for Band 1 Urgent Courses	1,131	12,163	9.3%	10.8%	9.5%	9.1%
% of FP17s Relating to Free Repair or Replacements	142	12,163	1.2%	0.6%	0.7%	0.8%
% of FP17s Relating to Continuations	103	12,163	0.8%	1.0%	1.2%	1.2%
% of Patients satisfied with the dentistry they have received	21	22	95.5%	91.9%	93.1%	92.8%
% of Patients satisfied with the time they had to wait for an appointment	20	22	90.9%	88.1%	88.8%	88.7%

* This is based on patients treated on this contract for their most recent course of treatment. Figures in italics indicate the base number of FP17s or Patient Questionnaire responses are less than 100. N/A is shown where the base number of responses is less than 10 during the period. % is calculated as Quantity/Base number*100

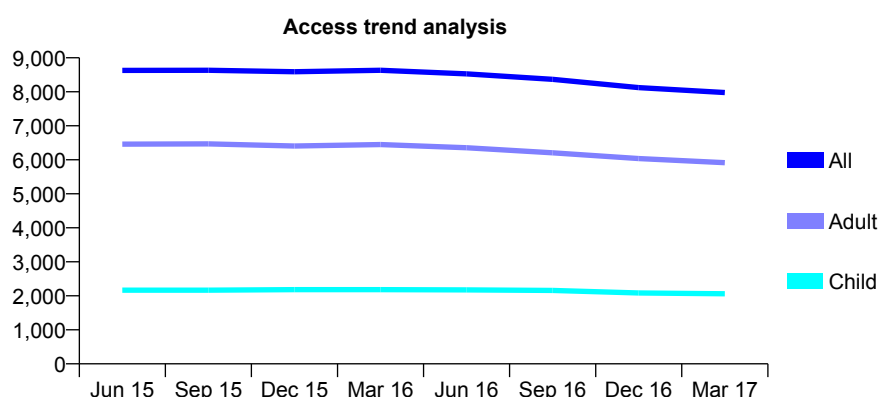
Q67 - Vital Signs At a Glance Contract Report for 339296/0001 - Year end March 2017

Name or company name	Dr G Biant and Dr Anish Patel
Contract type name	GDS Contract
Purpose of contract	General
Contract start date	01/04/2006
Contract end date	

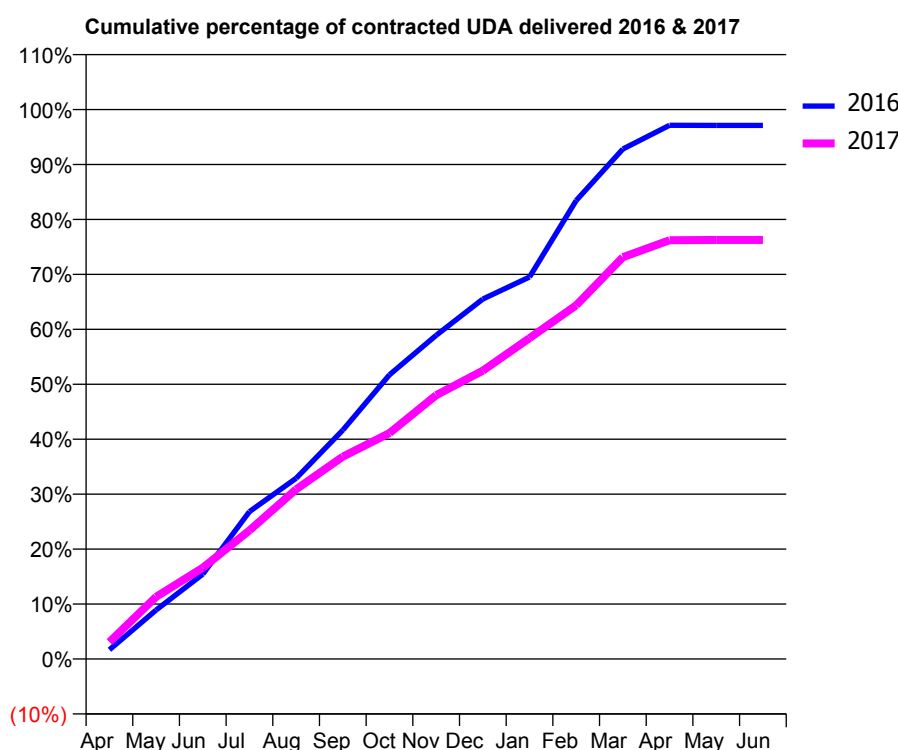
16/17 Contracted general activity (UDA)	24,152
Carry forward general activity (UDA)	0
16/17 Contracted orthodontic activity (UOA)	0
Carry forward orthodontic activity (UOA)	0
Baseline contract value	£561,577.73

ACCESS*

Patients seen in 24 months	Total	Change since previous quarter
Quarter ending March 2016	8,633	
Quarter ending June 2016	8,528	↓
Quarter ending September 2016	8,367	↓
Quarter ending December 2016	8,122	↓
Quarter ending March 2017	7,977	↓
Variance since March 2016	(7.6%)	↓



ACTIVITY



Adjusted Scheduled Activity (UDA)		
Month	2016	2017
April	409	746
May	2,155	2,735
June	3,730	4,014
July	6,481	5,656
August	7,944	7,456
September	10,063	8,896
October	12,491	9,930
November	14,229	11,598
December	15,819	12,671
January	16,788	14,104
February	20,152	15,545
March	22,417	17,664
April	23,456	18,405
May	23,451	18,417
June	23,451	18,421

QUALITY

	Quantity	Base Number	Contract	AT	Region	England
% of FP17s for the same patient ID Re-attending within 3 months - Children	189	3,034	6.2%	12.0%	11.9%	12.3%
% of FP17s for the same patient ID Re-attending within 3 months - Adults	1,175	8,272	14.2%	17.2%	16.6%	16.7%
% of FP17s for the same patient ID Re-attending between 3 & 9 months - Children	1,932	3,034	63.7%	55.4%	60.2%	57.6%
% of FP17s for the same patient ID Re-attending between 3 & 9 months - Adults	4,904	8,272	59.3%	48.3%	51.5%	50.1%
% of FP17s for Band 1 Urgent Courses	1,144	10,523	10.9%	10.8%	9.5%	9.1%
% of FP17s Relating to Free Repair or Replacements	57	10,523	0.5%	0.6%	0.7%	0.8%
% of FP17s Relating to Continuations	16	10,523	0.2%	1.0%	1.2%	1.2%
% of Patients satisfied with the dentistry they have received	22	23	95.7%	91.9%	93.1%	92.8%
% of Patients satisfied with the time they had to wait for an appointment	22	23	95.7%	88.1%	88.8%	88.7%

* This is based on patients treated on this contract for their most recent course of treatment. Figures in italics indicate the base number of FP17s or Patient Questionnaire responses are less than 100. N/A is shown where the base number of responses is less than 10 during the period. % is calculated as Quantity/Base number*100

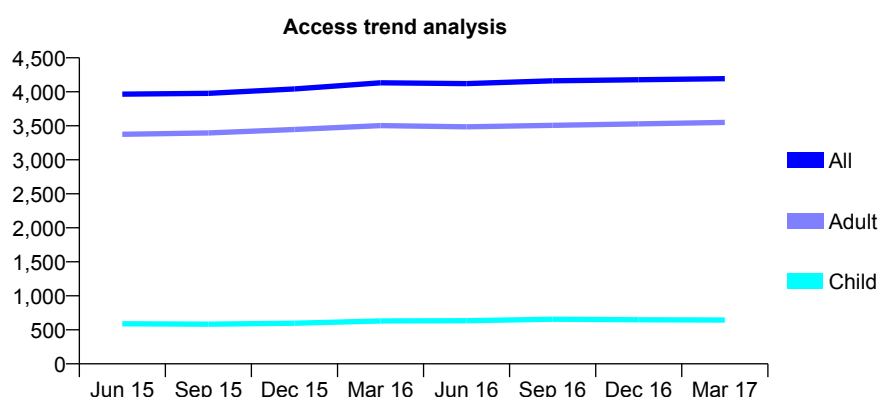
Q67 - Vital Signs At a Glance Contract Report for 340782/0001 - Year end March 2017

Name or company name	MRS F HAGHI
Contract type name	GDS Contract
Purpose of contract	General
Contract start date	01/04/2006
Contract end date	

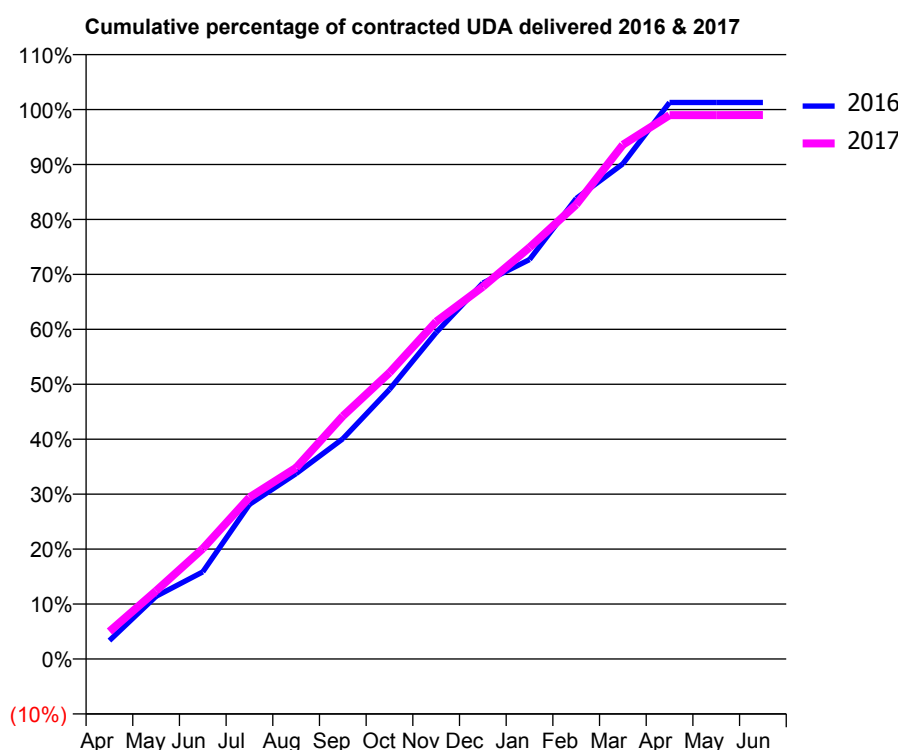
16/17 Contracted general activity (UDA)	13,363
Carry forward general activity (UDA)	-171
16/17 Contracted orthodontic activity (UOA)	0
Carry forward orthodontic activity (UOA)	0
Baseline contract value	£297,003.27

ACCESS*

Patients seen in 24 months	Total	Change since previous quarter
Quarter ending March 2016	4,133	
Quarter ending June 2016	4,121	→
Quarter ending September 2016	4,161	→
Quarter ending December 2016	4,178	→
Quarter ending March 2017	4,194	→
Variance since March 2016	1.5%	→



ACTIVITY



Adjusted Scheduled Activity (UDA)		
Month	2016	2017
April	448	670
May	1,526	1,658
June	2,119	2,684
July	3,759	3,933
August	4,510	4,653
September	5,354	5,906
October	6,555	6,964
November	7,940	8,206
December	9,142	9,053
January	9,714	10,008
February	11,200	11,050
March	12,041	12,505
April	13,535	13,227
May	13,534	13,225
June	13,534	13,229

QUALITY

	Quantity	Base Number	Contract	AT	Region	England
% of FP17s for the same patient ID Re-attending within 3 months - Children	37	1,079	3.4%	12.0%	11.9%	12.3%
% of FP17s for the same patient ID Re-attending within 3 months - Adults	932	6,638	14.0%	17.2%	16.6%	16.7%
% of FP17s for the same patient ID Re-attending between 3 & 9 months - Children	758	1,079	70.3%	55.4%	60.2%	57.6%
% of FP17s for the same patient ID Re-attending between 3 & 9 months - Adults	4,578	6,638	69.0%	48.3%	51.5%	50.1%
% of FP17s for Band 1 Urgent Courses	380	7,405	5.1%	10.8%	9.5%	9.1%
% of FP17s Relating to Free Repair or Replacements	102	7,405	1.4%	0.6%	0.7%	0.8%
% of FP17s Relating to Continuations	79	7,405	1.1%	1.0%	1.2%	1.2%
% of Patients satisfied with the dentistry they have received	13	13	100.0%	91.9%	93.1%	92.8%
% of Patients satisfied with the time they had to wait for an appointment	12	13	92.3%	88.1%	88.8%	88.7%

* This is based on patients treated on this contract for their most recent course of treatment. Figures in italics indicate the base number of FP17s or Patient Questionnaire responses are less than 100. N/A is shown where the base number of responses is less than 10 during the period. % is calculated as Quantity/Base number*100

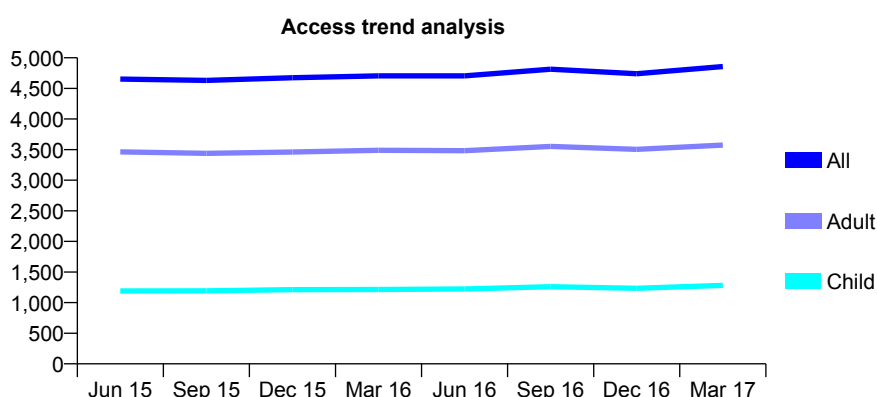
Q67 - Vital Signs At a Glance Contract Report for 342955/0001 - Year end March 2017

Name or company name	Premier Dental Care
Contract type name	GDS Contract
Purpose of contract	General
Contract start date	01/04/2006
Contract end date	

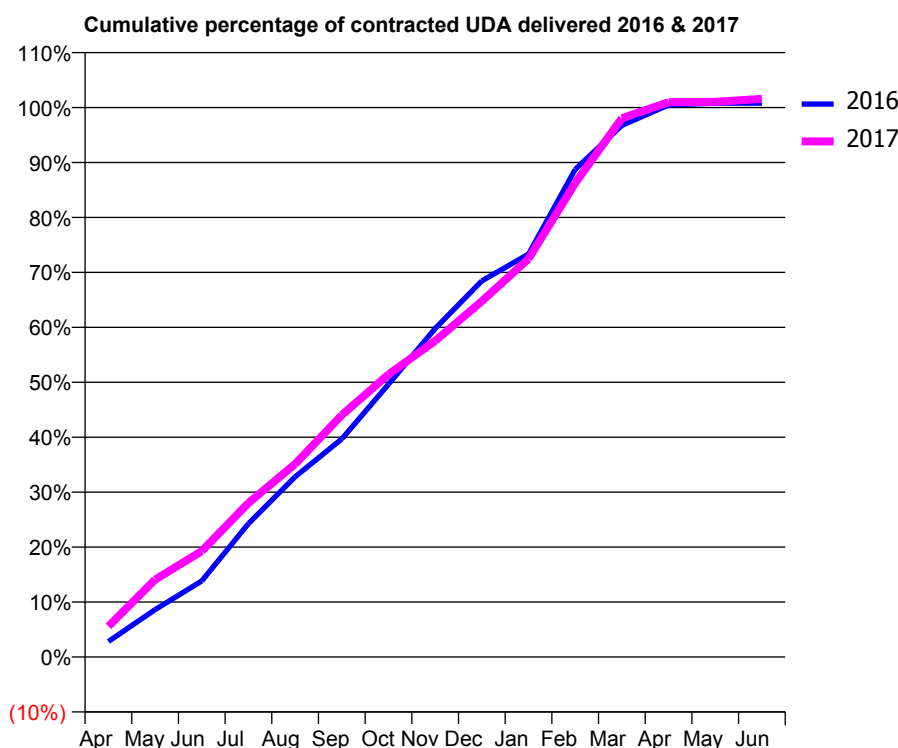
16/17 Contracted general activity (UDA)	15,500
Carry forward general activity (UDA)	-123
16/17 Contracted orthodontic activity (UOA)	0
Carry forward orthodontic activity (UOA)	0
Baseline contract value	£383,225.38

ACCESS*

Patients seen in 24 months	Total	Change since previous quarter
Quarter ending March 2016	4,705	
Quarter ending June 2016	4,705	→
Quarter ending September 2016	4,813	↑
Quarter ending December 2016	4,739	↓
Quarter ending March 2017	4,857	↑
Variance since March 2016	3.2%	↑



ACTIVITY



Month	Adjusted Scheduled Activity (UDA)	
	2016	2017
April	438	867
May	1,336	2,182
June	2,145	2,988
July	3,763	4,346
August	5,083	5,445
September	6,153	6,824
October	7,692	7,974
November	9,265	8,918
December	10,607	10,038
January	11,363	11,235
February	13,753	13,370
March	14,993	15,198
April	15,569	15,648
May	15,622	15,659
June	15,623	15,745

QUALITY

	Quantity	Base Number	Contract	AT	Region	England
% of FP17s for the same patient ID Re-attending within 3 months - Children	154	1,879	8.2%	12.0%	11.9%	12.3%
% of FP17s for the same patient ID Re-attending within 3 months - Adults	810	4,884	16.6%	17.2%	16.6%	16.7%
% of FP17s for the same patient ID Re-attending between 3 & 9 months - Children	874	1,879	46.5%	55.4%	60.2%	57.6%
% of FP17s for the same patient ID Re-attending between 3 & 9 months - Adults	2,205	4,884	45.1%	48.3%	51.5%	50.1%
% of FP17s for Band 1 Urgent Courses	650	6,703	9.7%	10.8%	9.5%	9.1%
% of FP17s Relating to Free Repair or Replacements	87	6,703	1.3%	0.6%	0.7%	0.8%
% of FP17s Relating to Continuations	45	6,703	0.7%	1.0%	1.2%	1.2%
% of Patients satisfied with the dentistry they have received	8	9	N/A	91.9%	93.1%	92.8%
% of Patients satisfied with the time they had to wait for an appointment	6	9	N/A	88.1%	88.8%	88.7%

* This is based on patients treated on this contract for their most recent course of treatment. Figures in italics indicate the base number of FP17s or Patient Questionnaire responses are less than 100. N/A is shown where the base number of responses is less than 10 during the period. % is calculated as Quantity/Base number*100

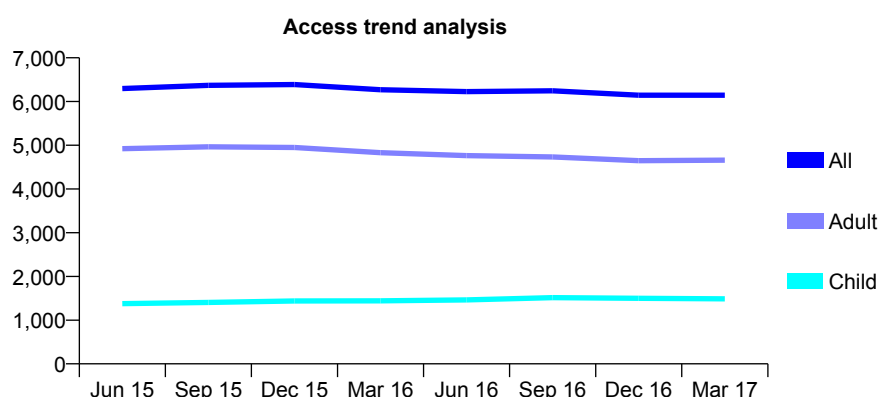
Q67 - Vital Signs At a Glance Contract Report for 343064/0001 - Year end March 2017

Name or company name	MISS R FATHI SAFFAR
Contract type name	GDS Contract
Purpose of contract	General
Contract start date	01/04/2006
Contract end date	

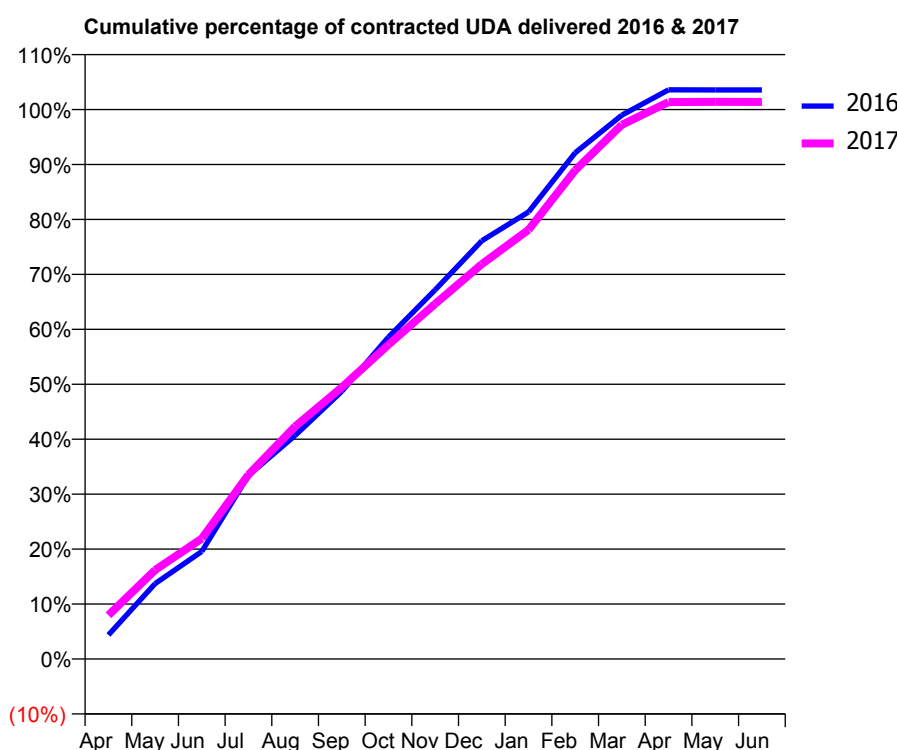
16/17 Contracted general activity (UDA)	16,790
Carry forward general activity (UDA)	-336
16/17 Contracted orthodontic activity (UOA)	0
Carry forward orthodontic activity (UOA)	0
Baseline contract value	£410,522.12

ACCESS*

Patients seen in 24 months	Total	Change since previous quarter
Quarter ending March 2016	6,269	
Quarter ending June 2016	6,226	→
Quarter ending September 2016	6,246	→
Quarter ending December 2016	6,145	↓
Quarter ending March 2017	6,145	→
Variance since March 2016	(2.0%)	↓



ACTIVITY



Adjusted Scheduled Activity (UDA)		
Month	2016	2017
April	736	1,337
May	2,304	2,720
June	3,284	3,681
July	5,610	5,635
August	6,832	7,107
September	8,179	8,300
October	9,838	9,607
November	11,280	10,852
December	12,778	12,065
January	13,658	13,115
February	15,469	14,937
March	16,618	16,324
April	17,390	17,018
May	17,389	17,026
June	17,386	17,023

QUALITY

	Quantity	Base Number	Contract	AT	Region	England
% of FP17s for the same patient ID Re-attending within 3 months - Children	113	2,245	5.0%	12.0%	11.9%	12.3%
% of FP17s for the same patient ID Re-attending within 3 months - Adults	736	6,779	10.9%	17.2%	16.6%	16.7%
% of FP17s for the same patient ID Re-attending between 3 & 9 months - Children	1,360	2,245	60.6%	55.4%	60.2%	57.6%
% of FP17s for the same patient ID Re-attending between 3 & 9 months - Adults	4,197	6,779	61.9%	48.3%	51.5%	50.1%
% of FP17s for Band 1 Urgent Courses	604	8,985	6.7%	10.8%	9.5%	9.1%
% of FP17s Relating to Free Repair or Replacements	90	8,985	1.0%	0.6%	0.7%	0.8%
% of FP17s Relating to Continuations	42	8,985	0.5%	1.0%	1.2%	1.2%
% of Patients satisfied with the dentistry they have received	21	22	95.5%	91.9%	93.1%	92.8%
% of Patients satisfied with the time they had to wait for an appointment	13	22	59.1%	88.1%	88.8%	88.7%

* This is based on patients treated on this contract for their most recent course of treatment. Figures in italics indicate the base number of FP17s or Patient Questionnaire responses are less than 100. N/A is shown where the base number of responses is less than 10 during the period. % is calculated as Quantity/Base number*100

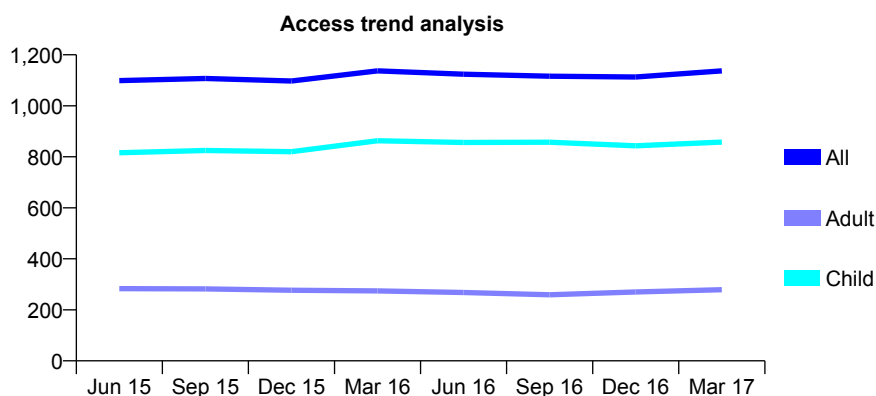
Q67 - Vital Signs At a Glance Contract Report for 345415/0001 - Year end March 2017

Name or company name	MS CM MCSWINEY
Contract type name	GDS Contract
Purpose of contract	General
Contract start date	01/12/2009
Contract end date	

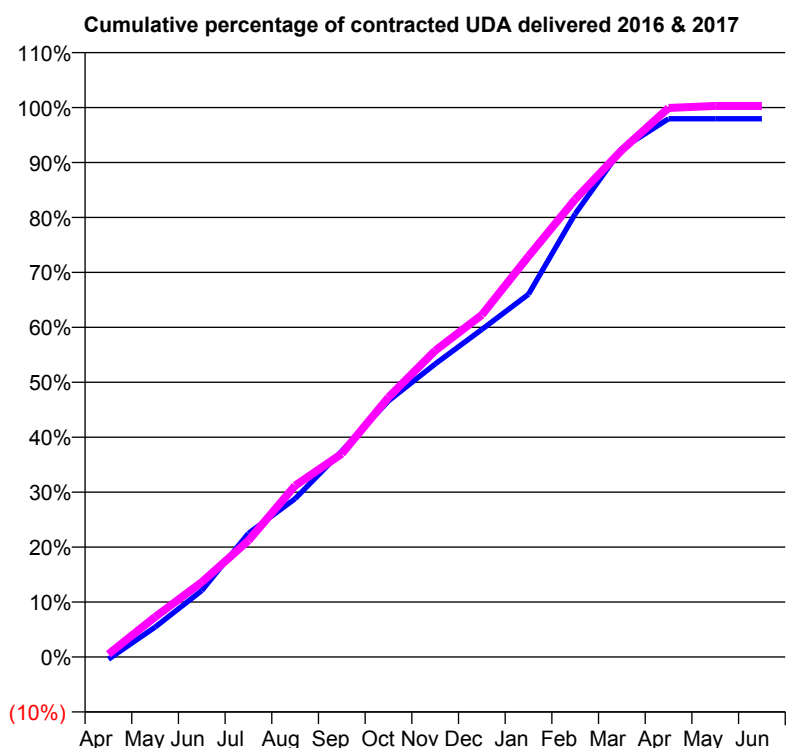
16/17 Contracted general activity (UDA)	2,945
Carry forward general activity (UDA)	61
16/17 Contracted orthodontic activity (UOA)	0
Carry forward orthodontic activity (UOA)	0
Baseline contract value	£81,849.93

ACCESS*

Patients seen in 24 months	Total	Change since previous quarter
Quarter ending March 2016	1,137	
Quarter ending June 2016	1,124	↓
Quarter ending September 2016	1,116	→
Quarter ending December 2016	1,113	→
Quarter ending March 2017	1,137	↑
Variance since March 2016	0.0%	→



ACTIVITY



Adjusted Scheduled Activity (UDA)		
Month	2016	2017
April	-13	15
May	160	214
June	356	401
July	663	624
August	849	919
September	1,104	1,089
October	1,372	1,392
November	1,570	1,642
December	1,755	1,833
January	1,944	2,148
February	2,375	2,453
March	2,725	2,717
April	2,884	2,942
May	2,884	2,954
June	2,884	2,954

QUALITY

	Quantity	Base Number	Contract	AT	Region	England
% of FP17s for the same patient ID Re-attending within 3 months - Children	157	1,390	11.3%	12.0%	11.9%	12.3%
% of FP17s for the same patient ID Re-attending within 3 months - Adults	64	293	21.8%	17.2%	16.6%	16.7%
% of FP17s for the same patient ID Re-attending between 3 & 9 months - Children	855	1,390	61.5%	55.4%	60.2%	57.6%
% of FP17s for the same patient ID Re-attending between 3 & 9 months - Adults	145	293	49.5%	48.3%	51.5%	50.1%
% of FP17s for Band 1 Urgent Courses	98	1,689	5.8%	10.8%	9.5%	9.1%
% of FP17s Relating to Free Repair or Replacements	2	1,689	0.1%	0.6%	0.7%	0.8%
% of FP17s Relating to Continuations	7	1,689	0.4%	1.0%	1.2%	1.2%
% of Patients satisfied with the dentistry they have received	1	1	N/A	91.9%	93.1%	92.8%
% of Patients satisfied with the time they had to wait for an appointment	1	1	N/A	88.1%	88.8%	88.7%

* This is based on patients treated on this contract for their most recent course of treatment. Figures in italics indicate the base number of FP17s or Patient Questionnaire responses are less than 100. N/A is shown where the base number of responses is less than 10 during the period. % is calculated as Quantity/Base number*100

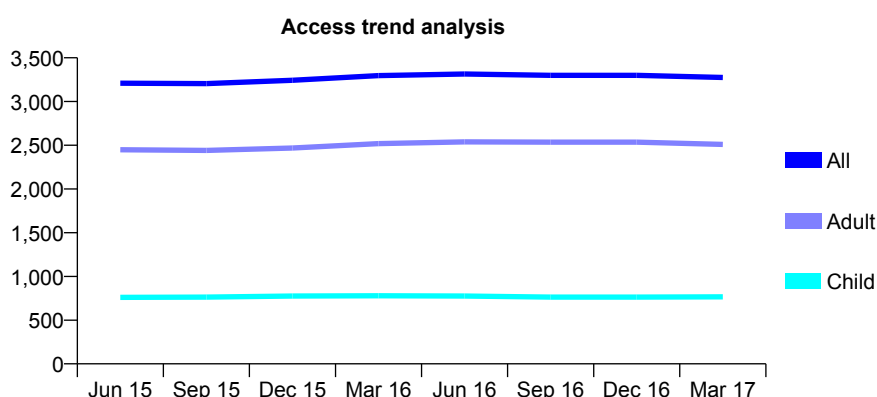
Q67 - Vital Signs At a Glance Contract Report for 353337/0002 - Year end March 2017

Name or company name	MR DM BOWER
Contract type name	GDS Contract
Purpose of contract	General
Contract start date	01/06/2007
Contract end date	

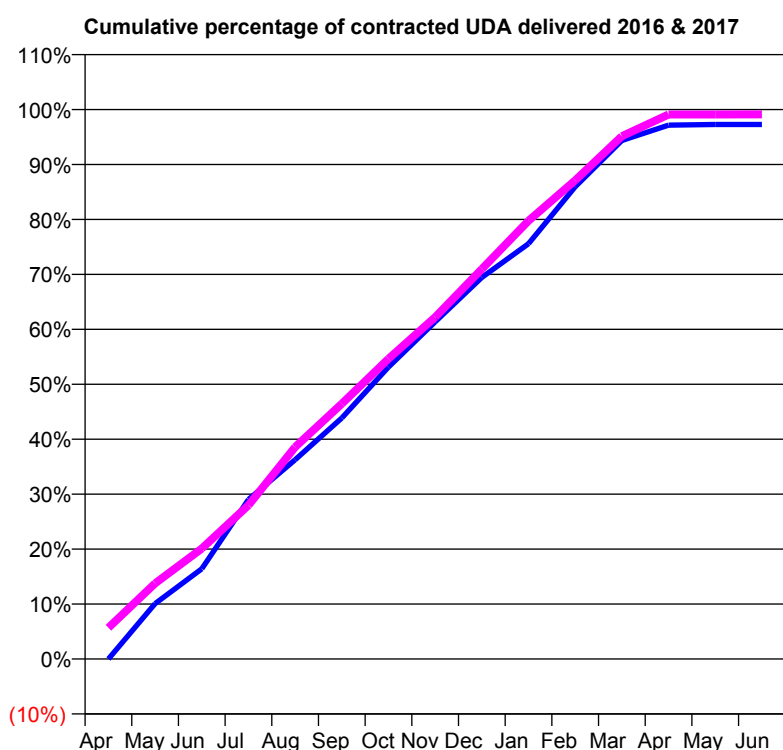
16/17 Contracted general activity (UDA)	9,600
Carry forward general activity (UDA)	0
16/17 Contracted orthodontic activity (UOA)	0
Carry forward orthodontic activity (UOA)	0
Baseline contract value	£243,858.43

ACCESS*

Patients seen in 24 months	Total	Change since previous quarter
Quarter ending March 2016	3,297	
Quarter ending June 2016	3,315	→
Quarter ending September 2016	3,299	→
Quarter ending December 2016	3,300	→
Quarter ending March 2017	3,275	→
Variance since March 2016	(0.7%)	→



ACTIVITY



Adjusted Scheduled Activity (UDA)		
Month	2016	2017
April	0	547
May	967	1,322
June	1,576	1,931
July	2,787	2,687
August	3,482	3,703
September	4,210	4,461
October	5,100	5,246
November	5,891	5,972
December	6,666	6,813
January	7,255	7,656
February	8,249	8,362
March	9,058	9,134
April	9,327	9,512
May	9,339	9,513
June	9,339	9,516

QUALITY

	Quantity	Base Number	Contract	AT	Region	England
% of FP17s for the same patient ID Re-attending within 3 months - Children	66	1,247	5.3%	12.0%	11.9%	12.3%
% of FP17s for the same patient ID Re-attending within 3 months - Adults	597	4,171	14.3%	17.2%	16.6%	16.7%
% of FP17s for the same patient ID Re-attending between 3 & 9 months - Children	881	1,247	70.6%	55.4%	60.2%	57.6%
% of FP17s for the same patient ID Re-attending between 3 & 9 months - Adults	2,917	4,171	69.9%	48.3%	51.5%	50.1%
% of FP17s for Band 1 Urgent Courses	240	5,464	4.4%	10.8%	9.5%	9.1%
% of FP17s Relating to Free Repair or Replacements	90	5,464	1.6%	0.6%	0.7%	0.8%
% of FP17s Relating to Continuations	50	5,464	0.9%	1.0%	1.2%	1.2%
% of Patients satisfied with the dentistry they have received	6	6	N/A	91.9%	93.1%	92.8%
% of Patients satisfied with the time they had to wait for an appointment	6	6	N/A	88.1%	88.8%	88.7%

* This is based on patients treated on this contract for their most recent course of treatment. Figures in italics indicate the base number of FP17s or Patient Questionnaire responses are less than 100. N/A is shown where the base number of responses is less than 10 during the period. % is calculated as Quantity/Base number*100

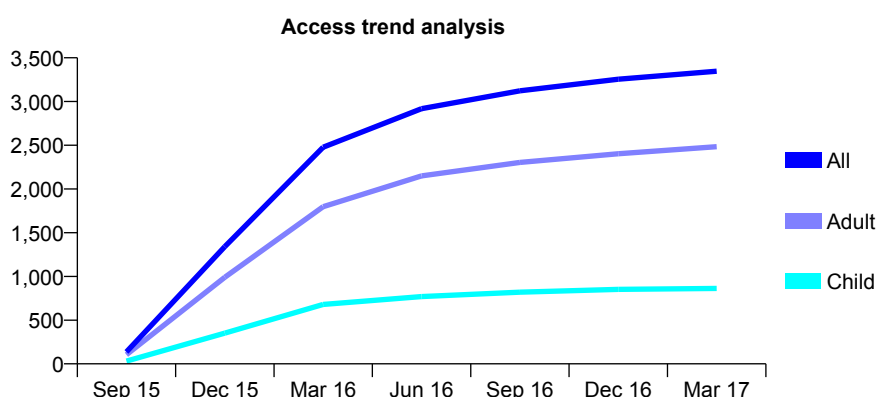
Q67 - Vital Signs At a Glance Contract Report for 357960/0001 - Year end March 2017

Name or company name	MISS DE HAYES
Contract type name	GDS Contract
Purpose of contract	General
Contract start date	24/06/2015
Contract end date	

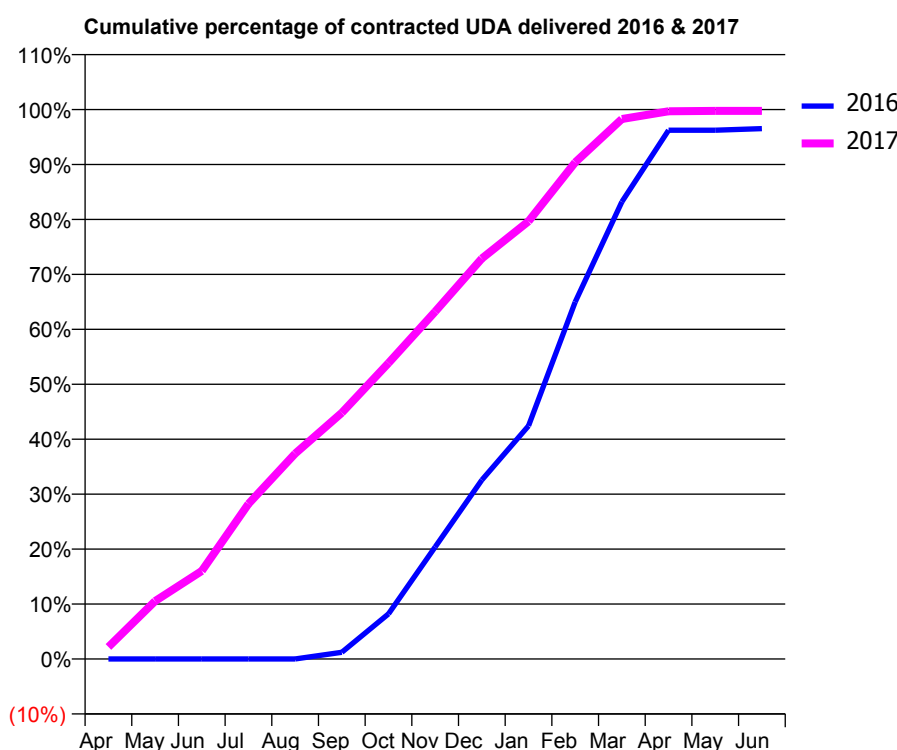
16/17 Contracted general activity (UDA)	10,000
Carry forward general activity (UDA)	131
16/17 Contracted orthodontic activity (UOA)	0
Carry forward orthodontic activity (UOA)	0
Baseline contract value	£244,503.95

ACCESS*

Patients seen in 24 months	Total	Change since previous quarter
Quarter ending March 2016	2,478	
Quarter ending June 2016	2,918	↑
Quarter ending September 2016	3,123	↑
Quarter ending December 2016	3,255	↑
Quarter ending March 2017	3,347	↑
Variance since March 2016	35.1%	↑



ACTIVITY



Month	Adjusted Scheduled Activity (UDA)	
	2016	2017
April	0	219
May	0	1,055
June	0	1,602
July	0	2,823
August	0	3,738
September	91	4,480
October	615	5,386
November	1,530	6,322
December	2,443	7,289
January	3,182	7,965
February	4,873	9,039
March	6,240	9,827
April	7,217	9,967
May	7,217	9,974
June	7,239	9,974

QUALITY

	Quantity	Base Number	Contract	AT	Region	England
% of FP17s for the same patient ID Re-attending within 3 months - Children	118	1,388	8.5%	12.0%	11.9%	12.3%
% of FP17s for the same patient ID Re-attending within 3 months - Adults	964	4,384	22.0%	17.2%	16.6%	16.7%
% of FP17s for the same patient ID Re-attending between 3 & 9 months - Children	804	1,388	57.9%	55.4%	60.2%	57.6%
% of FP17s for the same patient ID Re-attending between 3 & 9 months - Adults	2,331	4,384	53.2%	48.3%	51.5%	50.1%
% of FP17s for Band 1 Urgent Courses	790	5,402	14.6%	10.8%	9.5%	9.1%
% of FP17s Relating to Free Repair or Replacements	77	5,402	1.4%	0.6%	0.7%	0.8%
% of FP17s Relating to Continuations	103	5,402	1.9%	1.0%	1.2%	1.2%
% of Patients satisfied with the dentistry they have received	13	13	100.0%	91.9%	93.1%	92.8%
% of Patients satisfied with the time they had to wait for an appointment	10	13	76.9%	88.1%	88.8%	88.7%

* This is based on patients treated on this contract for their most recent course of treatment. Figures in italics indicate the base number of FP17s or Patient Questionnaire responses are less than 100. N/A is shown where the base number of responses is less than 10 during the period. % is calculated as Quantity/Base number*100

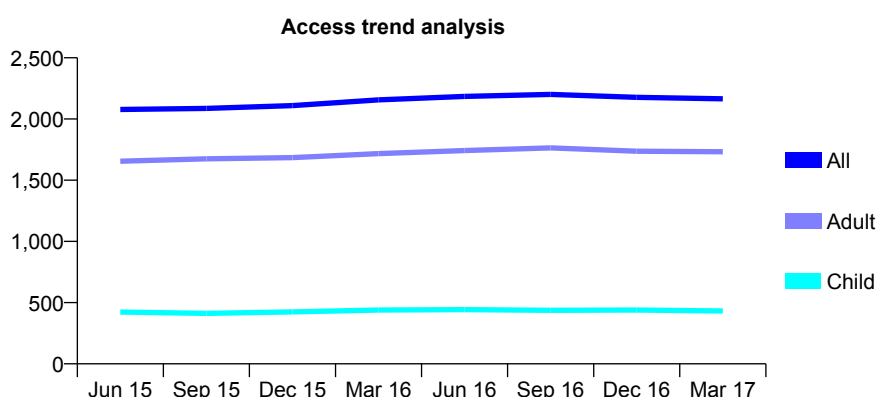
Q67 - Vital Signs At a Glance Contract Report for 358096/0001 - Year end March 2017

Name or company name	MR AA TIKARE
Contract type name	GDS Contract
Purpose of contract	General
Contract start date	16/12/2006
Contract end date	

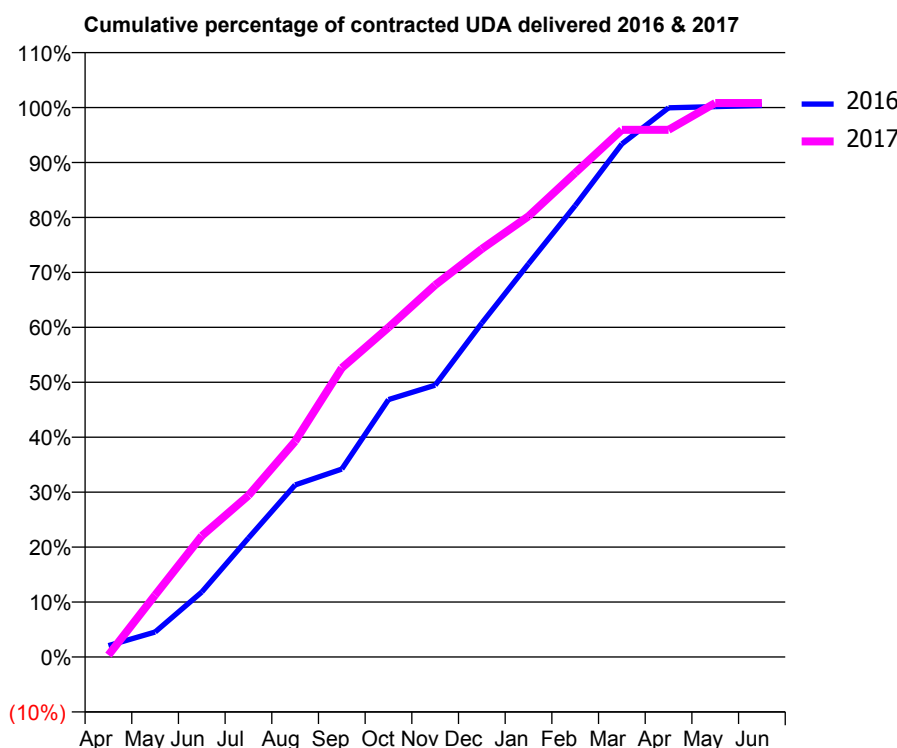
16/17 Contracted general activity (UDA)	4,413
Carry forward general activity (UDA)	-16
16/17 Contracted orthodontic activity (UOA)	0
Carry forward orthodontic activity (UOA)	0
Baseline contract value	£114,408.86

ACCESS*

Patients seen in 24 months	Total	Change since previous quarter
Quarter ending March 2016	2,156	
Quarter ending June 2016	2,185	→
Quarter ending September 2016	2,201	→
Quarter ending December 2016	2,177	↓
Quarter ending March 2017	2,165	→
Variance since March 2016	0.4%	→



ACTIVITY



Adjusted Scheduled Activity (UDA)		
Month	2016	2017
April	92	16
May	200	497
June	522	973
July	955	1,297
August	1,382	1,733
September	1,509	2,322
October	2,067	2,647
November	2,183	2,987
December	2,682	3,278
January	3,158	3,539
February	3,625	3,888
March	4,121	4,234
April	4,411	4,234
May	4,420	4,449
June	4,429	4,449

QUALITY

	Quantity	Base Number	Contract	AT	Region	England
% of FP17s for the same patient ID Re-attending within 3 months - Children	29	508	5.7%	12.0%	11.9%	12.3%
% of FP17s for the same patient ID Re-attending within 3 months - Adults	302	1,989	15.2%	17.2%	16.6%	16.7%
% of FP17s for the same patient ID Re-attending between 3 & 9 months - Children	188	508	37.0%	55.4%	60.2%	57.6%
% of FP17s for the same patient ID Re-attending between 3 & 9 months - Adults	630	1,989	31.7%	48.3%	51.5%	50.1%
% of FP17s for Band 1 Urgent Courses	180	1,945	9.3%	10.8%	9.5%	9.1%
% of FP17s Relating to Free Repair or Replacements	10	1,945	0.5%	0.6%	0.7%	0.8%
% of FP17s Relating to Continuations	41	1,945	2.1%	1.0%	1.2%	1.2%
% of Patients satisfied with the dentistry they have received	16	16	100.0%	91.9%	93.1%	92.8%
% of Patients satisfied with the time they had to wait for an appointment	16	16	100.0%	88.1%	88.8%	88.7%

* This is based on patients treated on this contract for their most recent course of treatment. Figures in italics indicate the base number of FP17s or Patient Questionnaire responses are less than 100. N/A is shown where the base number of responses is less than 10 during the period. % is calculated as Quantity/Base number*100

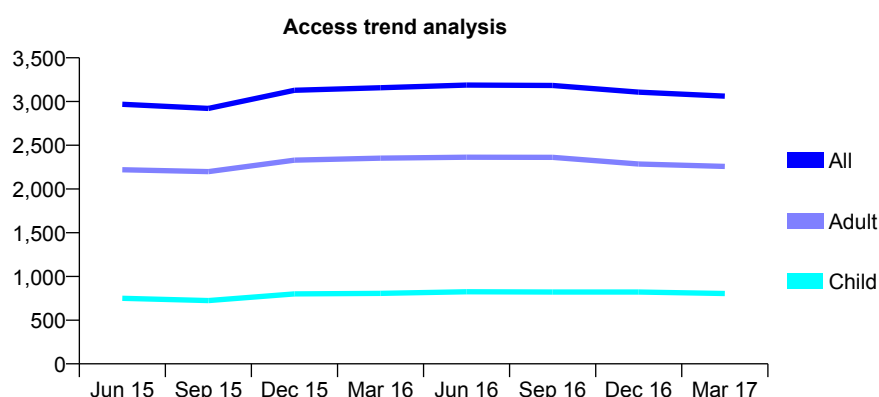
Q67 - Vital Signs At a Glance Contract Report for 358800/0001 - Year end March 2017

Name or company name	Shornccliffe Road Partnership
Contract type name	GDS Contract
Purpose of contract	General
Contract start date	01/04/2006
Contract end date	

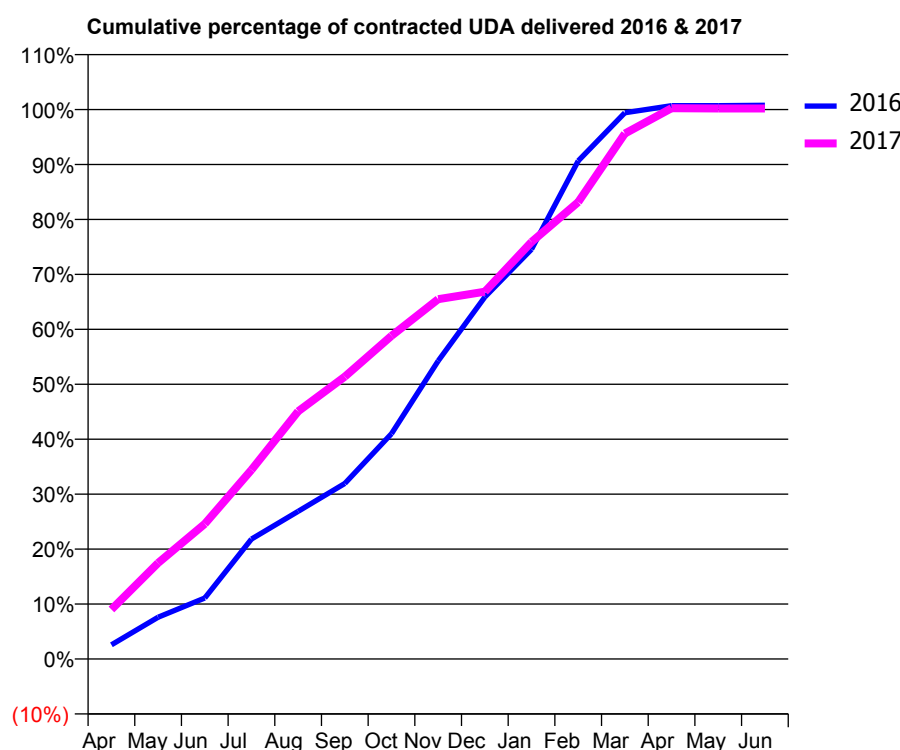
16/17 Contracted general activity (UDA)	6,969
Carry forward general activity (UDA)	-53
16/17 Contracted orthodontic activity (UOA)	0
Carry forward orthodontic activity (UOA)	0
Baseline contract value	£156,805.68

ACCESS*

Patients seen in 24 months	Total	Change since previous quarter
Quarter ending March 2016	3,158	
Quarter ending June 2016	3,188	→
Quarter ending September 2016	3,183	→
Quarter ending December 2016	3,107	↓
Quarter ending March 2017	3,062	↓
Variance since March 2016	(3.0%)	↓



ACTIVITY



Adjusted Scheduled Activity (UDA)		
Month	2016	2017
April	179	628
May	530	1,218
June	774	1,715
July	1,522	2,399
August	1,874	3,142
September	2,226	3,582
October	2,857	4,098
November	3,781	4,564
December	4,591	4,659
January	5,196	5,289
February	6,318	5,795
March	6,928	6,664
April	7,018	6,985
May	7,018	6,981
June	7,022	6,981

QUALITY

	Quantity	Base Number	Contract	AT	Region	England
% of FP17s for the same patient ID Re-attending within 3 months - Children	96	1,386	6.9%	12.0%	11.9%	12.3%
% of FP17s for the same patient ID Re-attending within 3 months - Adults	467	3,469	13.5%	17.2%	16.6%	16.7%
% of FP17s for the same patient ID Re-attending between 3 & 9 months - Children	1,007	1,386	72.7%	55.4%	60.2%	57.6%
% of FP17s for the same patient ID Re-attending between 3 & 9 months - Adults	2,275	3,469	65.6%	48.3%	51.5%	50.1%
% of FP17s for Band 1 Urgent Courses	107	4,114	2.6%	10.8%	9.5%	9.1%
% of FP17s Relating to Free Repair or Replacements	28	4,114	0.7%	0.6%	0.7%	0.8%
% of FP17s Relating to Continuations	35	4,114	0.9%	1.0%	1.2%	1.2%
% of Patients satisfied with the dentistry they have received	9	11	81.8%	91.9%	93.1%	92.8%
% of Patients satisfied with the time they had to wait for an appointment	10	11	90.9%	88.1%	88.8%	88.7%

* This is based on patients treated on this contract for their most recent course of treatment. Figures in italics indicate the base number of FP17s or Patient Questionnaire responses are less than 100. N/A is shown where the base number of responses is less than 10 during the period. % is calculated as Quantity/Base number*100

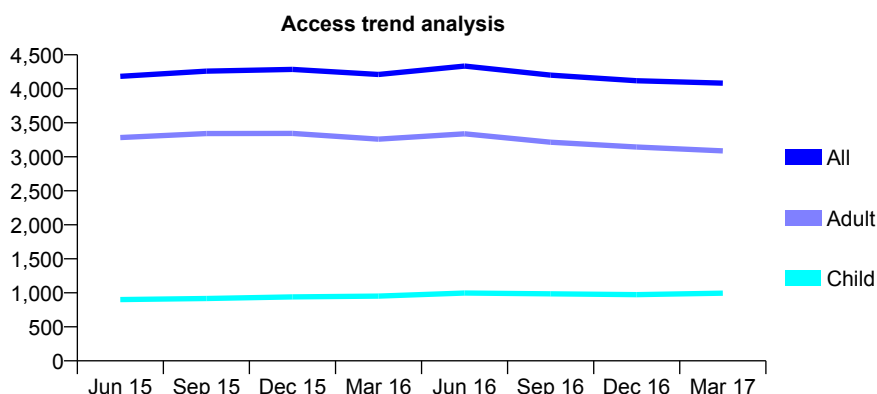
Q67 - Vital Signs At a Glance Contract Report for 360058/0004 - Year end March 2017

Name or company name	MR VH PATEL
Contract type name	GDS Contract
Purpose of contract	General
Contract start date	15/12/2011
Contract end date	

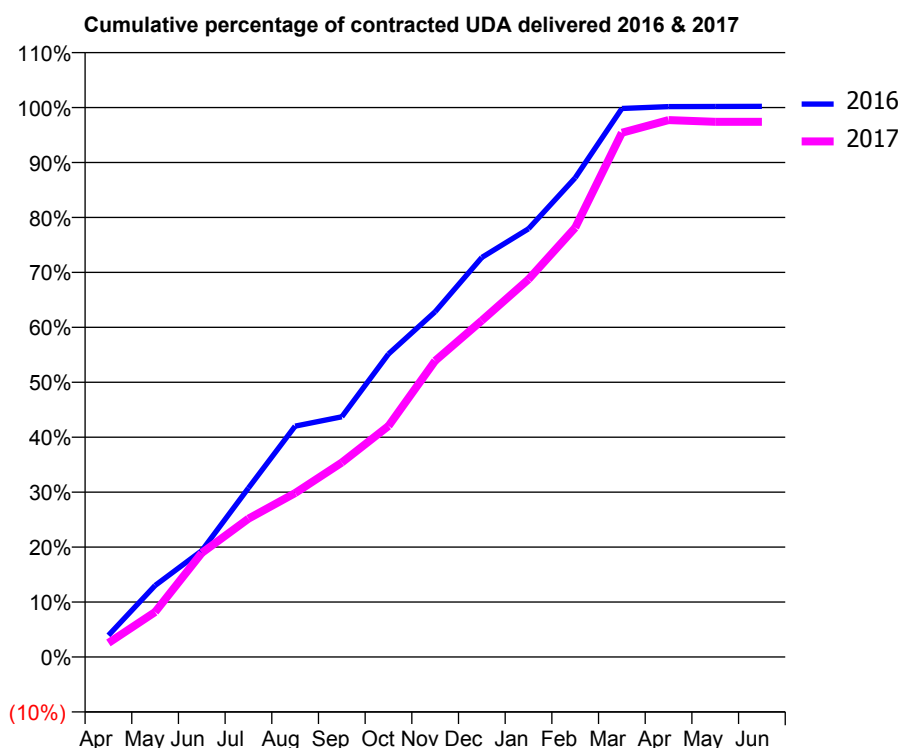
16/17 Contracted general activity (UDA)	7,236
Carry forward general activity (UDA)	-15
16/17 Contracted orthodontic activity (UOA)	0
Carry forward orthodontic activity (UOA)	0
Baseline contract value	£178,867.27

ACCESS*

Patients seen in 24 months	Total	Change since previous quarter
Quarter ending March 2016	4,211	
Quarter ending June 2016	4,335	↑
Quarter ending September 2016	4,200	↓
Quarter ending December 2016	4,119	↓
Quarter ending March 2017	4,083	→
Variance since March 2016	(3.0%)	↓



ACTIVITY



Adjusted Scheduled Activity (UDA)		
Month	2016	2017
April	286	186
May	943	592
June	1,401	1,371
July	2,225	1,821
August	3,040	2,160
September	3,163	2,560
October	3,990	3,042
November	4,547	3,900
December	5,262	4,431
January	5,640	4,974
February	6,311	5,653
March	7,223	6,903
April	7,248	7,070
May	7,249	7,047
June	7,251	7,047

QUALITY

	Quantity	Base Number	Contract	AT	Region	England
% of FP17s for the same patient ID Re-attending within 3 months - Children	55	1,153	4.8%	12.0%	11.9%	12.3%
% of FP17s for the same patient ID Re-attending within 3 months - Adults	361	3,218	11.2%	17.2%	16.6%	16.7%
% of FP17s for the same patient ID Re-attending between 3 & 9 months - Children	368	1,153	31.9%	55.4%	60.2%	57.6%
% of FP17s for the same patient ID Re-attending between 3 & 9 months - Adults	786	3,218	24.4%	48.3%	51.5%	50.1%
% of FP17s for Band 1 Urgent Courses	290	3,310	8.8%	10.8%	9.5%	9.1%
% of FP17s Relating to Free Repair or Replacements	24	3,310	0.7%	0.6%	0.7%	0.8%
% of FP17s Relating to Continuations	13	3,310	0.4%	1.0%	1.2%	1.2%
% of Patients satisfied with the dentistry they have received	11	13	84.6%	91.9%	93.1%	92.8%
% of Patients satisfied with the time they had to wait for an appointment	12	13	92.3%	88.1%	88.8%	88.7%

* This is based on patients treated on this contract for their most recent course of treatment. Figures in italics indicate the base number of FP17s or Patient Questionnaire responses are less than 100. N/A is shown where the base number of responses is less than 10 during the period. % is calculated as Quantity/Base number*100

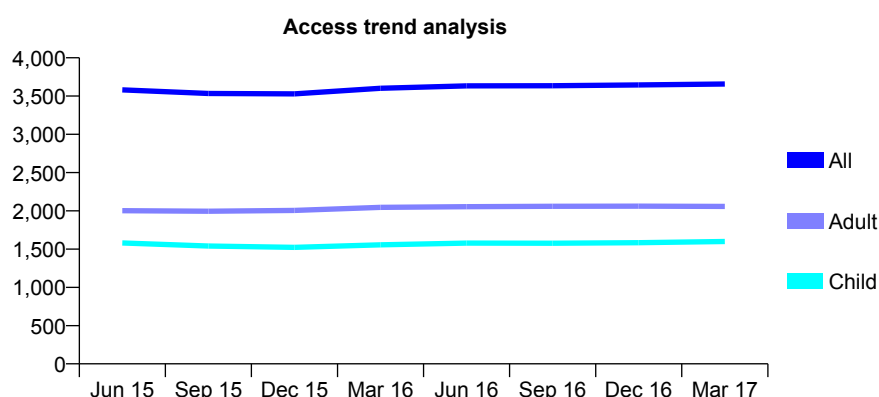
Q67 - Vital Signs At a Glance Contract Report for 565091/0003 - Year end March 2017

Name or company name	MR CR HUNT
Contract type name	GDS Contract
Purpose of contract	General
Contract start date	01/04/2006
Contract end date	

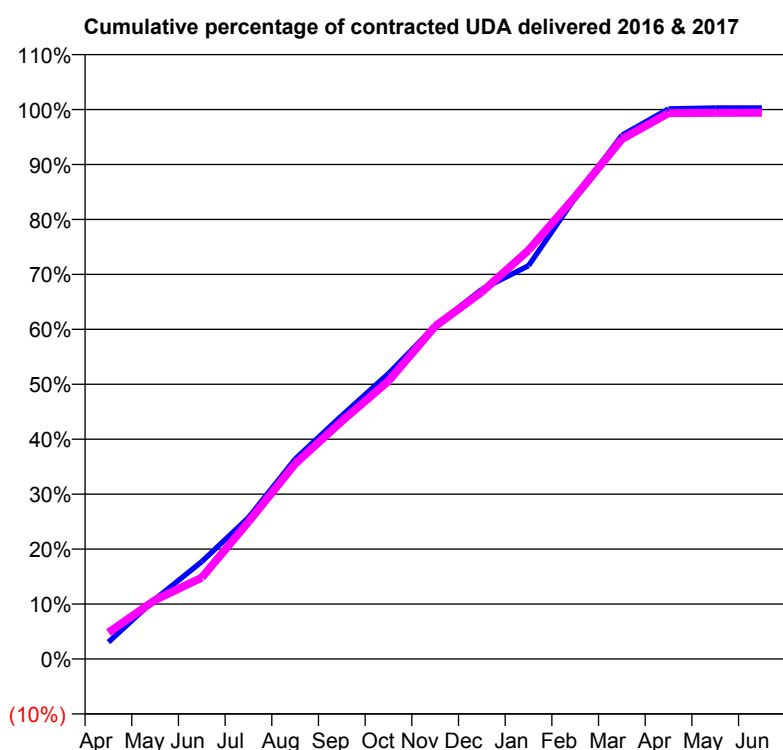
16/17 Contracted general activity (UDA)	10,200
Carry forward general activity (UDA)	-28
16/17 Contracted orthodontic activity (UOA)	0
Carry forward orthodontic activity (UOA)	0
Baseline contract value	£250,627.97

ACCESS*

Patients seen in 24 months	Total	Change since previous quarter
Quarter ending March 2016	3,602	
Quarter ending June 2016	3,633	→
Quarter ending September 2016	3,635	→
Quarter ending December 2016	3,645	→
Quarter ending March 2017	3,657	→
Variance since March 2016	1.5%	→



ACTIVITY



Adjusted Scheduled Activity (UDA)		
Month	2016	2017
April	313	491
May	1,109	1,095
June	1,808	1,512
July	2,624	2,545
August	3,713	3,623
September	4,518	4,413
October	5,299	5,161
November	6,181	6,178
December	6,863	6,814
January	7,300	7,588
February	8,561	8,582
March	9,720	9,650
April	10,211	10,132
May	10,228	10,137
June	10,228	10,141

QUALITY

	Quantity	Base Number	Contract	AT	Region	England
% of FP17s for the same patient ID Re-attending within 3 months - Children	203	1,999	10.2%	12.0%	11.9%	12.3%
% of FP17s for the same patient ID Re-attending within 3 months - Adults	597	2,692	22.2%	17.2%	16.6%	16.7%
% of FP17s for the same patient ID Re-attending between 3 & 9 months - Children	793	1,999	39.7%	55.4%	60.2%	57.6%
% of FP17s for the same patient ID Re-attending between 3 & 9 months - Adults	1,109	2,692	41.2%	48.3%	51.5%	50.1%
% of FP17s for Band 1 Urgent Courses	715	4,679	15.3%	10.8%	9.5%	9.1%
% of FP17s Relating to Free Repair or Replacements	11	4,679	0.2%	0.6%	0.7%	0.8%
% of FP17s Relating to Continuations	11	4,679	0.2%	1.0%	1.2%	1.2%
% of Patients satisfied with the dentistry they have received	4	4	N/A	91.9%	93.1%	92.8%
% of Patients satisfied with the time they had to wait for an appointment	2	4	N/A	88.1%	88.8%	88.7%

* This is based on patients treated on this contract for their most recent course of treatment. Figures in italics indicate the base number of FP17s or Patient Questionnaire responses are less than 100. N/A is shown where the base number of responses is less than 10 during the period. % is calculated as Quantity/Base number*100

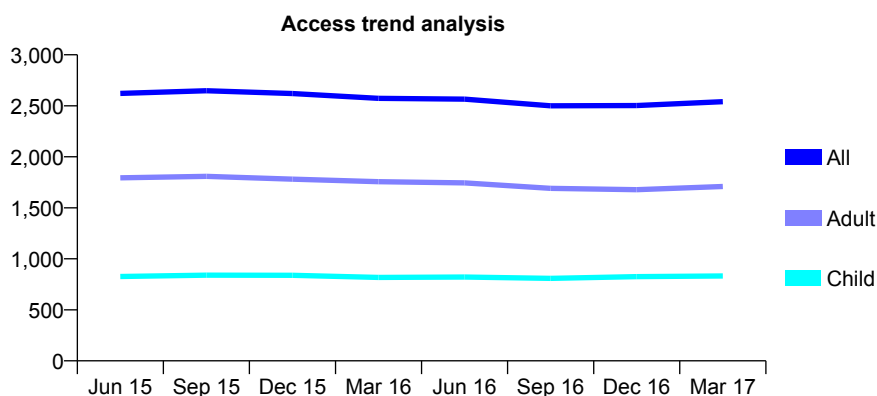
Q67 - Vital Signs At a Glance Contract Report for 570850/0001 - Year end March 2017

Name or company name	MISS KM DHUTIA
Contract type name	GDS Contract
Purpose of contract	General
Contract start date	01/04/2006
Contract end date	

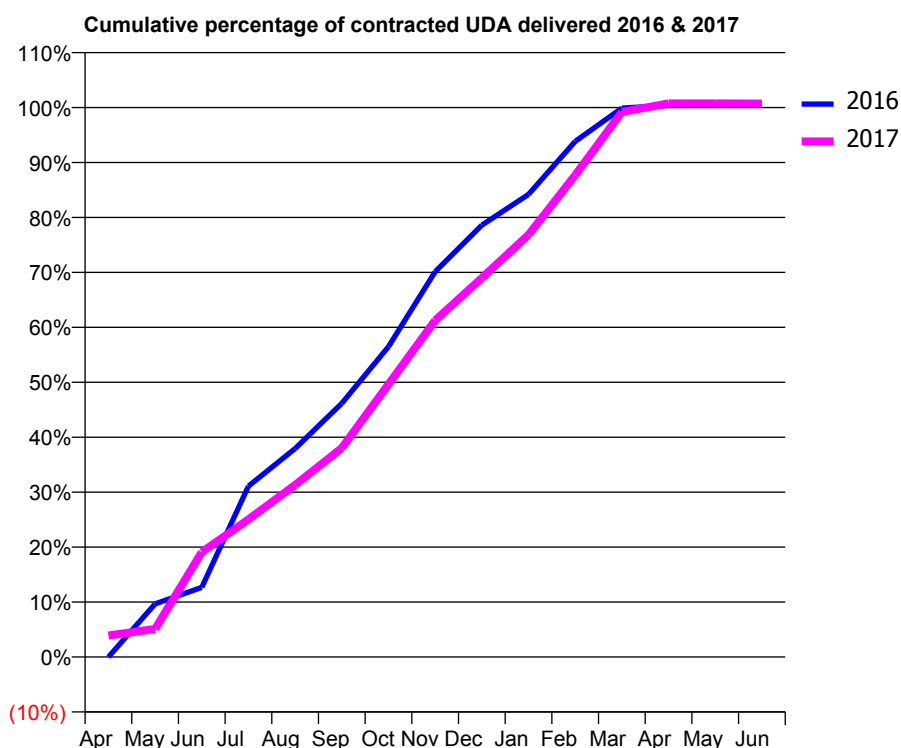
16/17 Contracted general activity (UDA)	9,091
Carry forward general activity (UDA)	-58
16/17 Contracted orthodontic activity (UOA)	0
Carry forward orthodontic activity (UOA)	0
Baseline contract value	£222,278.53

ACCESS*

Patients seen in 24 months	Total	Change since previous quarter
Quarter ending March 2016	2,573	
Quarter ending June 2016	2,566	→
Quarter ending September 2016	2,500	↓
Quarter ending December 2016	2,503	→
Quarter ending March 2017	2,541	→
Variance since March 2016	(1.2%)	↓



ACTIVITY



Adjusted Scheduled Activity (UDA)		
Month	2016	2017
April	0	357
May	879	465
June	1,152	1,735
July	2,827	2,278
August	3,449	2,848
September	4,196	3,457
October	5,135	4,512
November	6,374	5,569
December	7,144	6,270
January	7,655	6,985
February	8,530	7,971
March	9,082	9,018
April	9,126	9,158
May	9,130	9,158
June	9,149	9,156

QUALITY

	Quantity	Base Number	Contract	AT	Region	England
% of FP17s for the same patient ID Re-attending within 3 months - Children	165	1,467	11.2%	12.0%	11.9%	12.3%
% of FP17s for the same patient ID Re-attending within 3 months - Adults	477	2,550	18.7%	17.2%	16.6%	16.7%
% of FP17s for the same patient ID Re-attending between 3 & 9 months - Children	877	1,467	59.8%	55.4%	60.2%	57.6%
% of FP17s for the same patient ID Re-attending between 3 & 9 months - Adults	1,334	2,550	52.3%	48.3%	51.5%	50.1%
% of FP17s for Band 1 Urgent Courses	380	4,056	9.4%	10.8%	9.5%	9.1%
% of FP17s Relating to Free Repair or Replacements	10	4,056	0.2%	0.6%	0.7%	0.8%
% of FP17s Relating to Continuations	18	4,056	0.4%	1.0%	1.2%	1.2%
% of Patients satisfied with the dentistry they have received	10	11	90.9%	91.9%	93.1%	92.8%
% of Patients satisfied with the time they had to wait for an appointment	8	11	72.7%	88.1%	88.8%	88.7%

* This is based on patients treated on this contract for their most recent course of treatment. Figures in italics indicate the base number of FP17s or Patient Questionnaire responses are less than 100. N/A is shown where the base number of responses is less than 10 during the period. % is calculated as Quantity/Base number*100

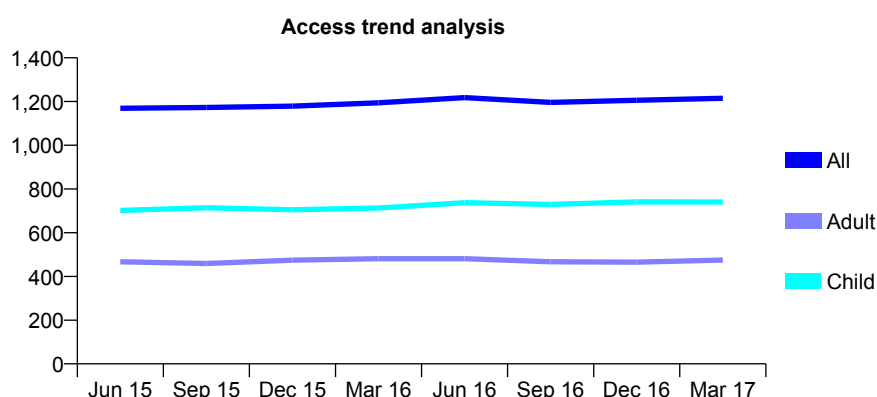
Q67 - Vital Signs At a Glance Contract Report for 571628/0001 - Year end March 2017

Name or company name	MR DC SLANEY
Contract type name	GDS Contract
Purpose of contract	General
Contract start date	01/04/2006
Contract end date	

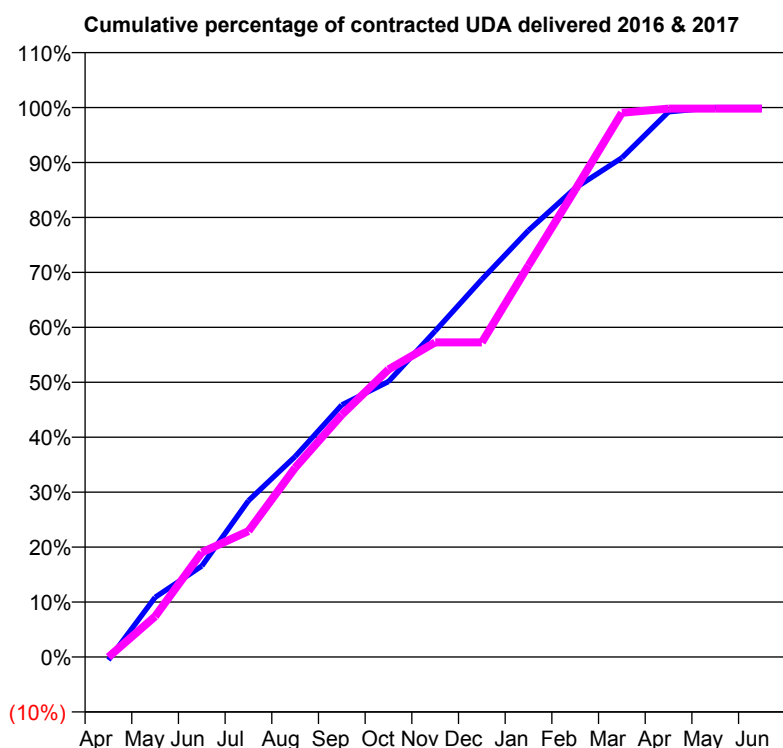
16/17 Contracted general activity (UDA)	3,013
Carry forward general activity (UDA)	1
16/17 Contracted orthodontic activity (UOA)	0
Carry forward orthodontic activity (UOA)	0
Baseline contract value	£73,669.04

ACCESS*

Patients seen in 24 months	Total	Change since previous quarter
Quarter ending March 2016	1,194	
Quarter ending June 2016	1,218	↑
Quarter ending September 2016	1,196	↓
Quarter ending December 2016	1,206	→
Quarter ending March 2017	1,215	→
Variance since March 2016	1.8%	→



ACTIVITY



Adjusted Scheduled Activity (UDA)		
Month	2016	2017
April	-17	-1
May	327	223
June	499	573
July	857	691
August	1,100	1,038
September	1,382	1,328
October	1,510	1,577
November	1,788	1,725
December	2,070	1,725
January	2,340	2,147
February	2,571	2,562
March	2,737	2,985
April	2,989	3,007
May	3,012	3,007
June	3,012	3,007

QUALITY

	Quantity	Base Number	Contract	AT	Region	England
% of FP17s for the same patient ID Re-attending within 3 months - Children	135	1,249	10.8%	12.0%	11.9%	12.3%
% of FP17s for the same patient ID Re-attending within 3 months - Adults	62	499	12.4%	17.2%	16.6%	16.7%
% of FP17s for the same patient ID Re-attending between 3 & 9 months - Children	731	1,249	58.5%	55.4%	60.2%	57.6%
% of FP17s for the same patient ID Re-attending between 3 & 9 months - Adults	233	499	46.7%	48.3%	51.5%	50.1%
% of FP17s for Band 1 Urgent Courses	54	1,648	3.3%	10.8%	9.5%	9.1%
% of FP17s Relating to Free Repair or Replacements	8	1,648	0.5%	0.6%	0.7%	0.8%
% of FP17s Relating to Continuations	9	1,648	0.5%	1.0%	1.2%	1.2%
% of Patients satisfied with the dentistry they have received	0	0	N/A	91.9%	93.1%	92.8%
% of Patients satisfied with the time they had to wait for an appointment	0	0	N/A	88.1%	88.8%	88.7%

* This is based on patients treated on this contract for their most recent course of treatment. Figures in italics indicate the base number of FP17s or Patient Questionnaire responses are less than 100. N/A is shown where the base number of responses is less than 10 during the period. % is calculated as Quantity/Base number*100

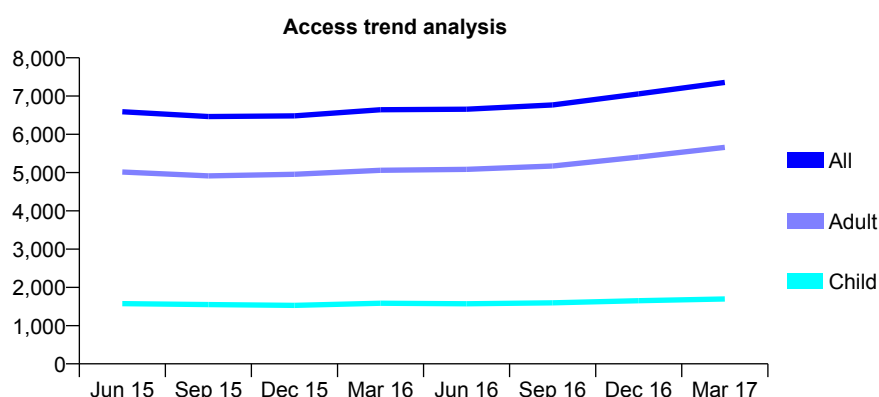
Q67 - Vital Signs At a Glance Contract Report for 572373/0001 - Year end March 2017

Name or company name	Park Road Dental Practice
Contract type name	GDS Contract
Purpose of contract	General
Contract start date	01/04/2006
Contract end date	

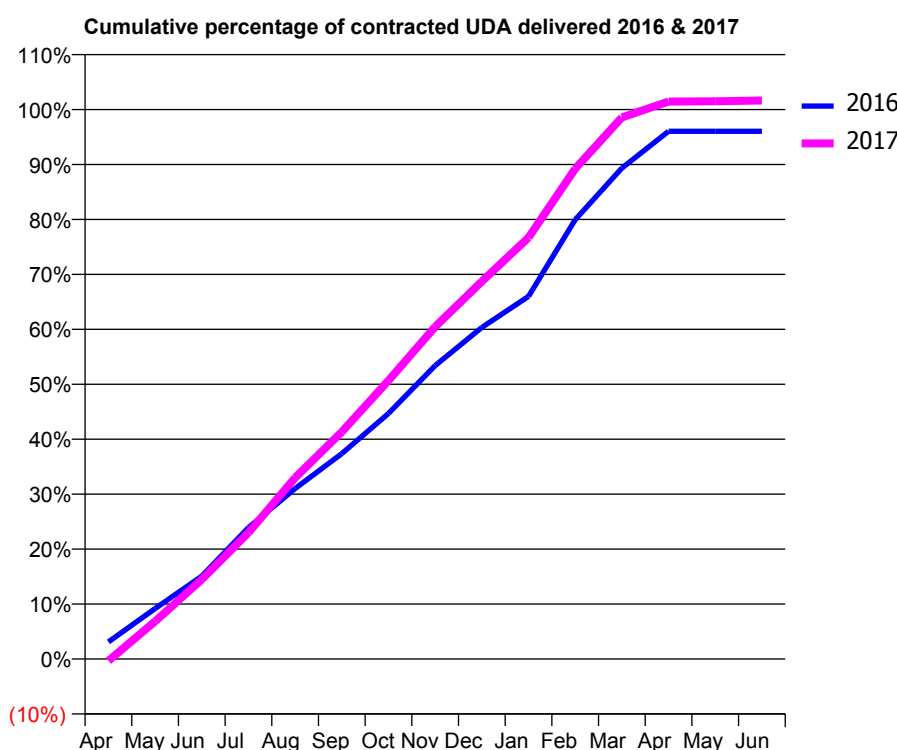
16/17 Contracted general activity (UDA)	22,671
Carry forward general activity (UDA)	897
16/17 Contracted orthodontic activity (UOA)	0
Carry forward orthodontic activity (UOA)	0
Baseline contract value	£529,332.81

ACCESS*

Patients seen in 24 months	Total	Change since previous quarter
Quarter ending March 2016	6,644	
Quarter ending June 2016	6,656	→
Quarter ending September 2016	6,767	→
Quarter ending December 2016	7,057	↑
Quarter ending March 2017	7,357	↑
Variance since March 2016	10.7%	↑



ACTIVITY



Month	Adjusted Scheduled Activity (UDA)	
	2016	2017
April	709	-78
May	2,081	1,554
June	3,418	3,284
July	5,423	5,214
August	7,032	7,481
September	8,476	9,370
October	10,134	11,488
November	12,104	13,704
December	13,681	15,579
January	14,960	17,388
February	18,122	20,226
March	20,252	22,344
April	21,772	22,998
May	21,772	23,013
June	21,774	23,042

QUALITY

	Quantity	Base Number	Contract	AT	Region	England
% of FP17s for the same patient ID Re-attending within 3 months - Children	128	2,664	4.8%	12.0%	11.9%	12.3%
% of FP17s for the same patient ID Re-attending within 3 months - Adults	911	8,841	10.3%	17.2%	16.6%	16.7%
% of FP17s for the same patient ID Re-attending between 3 & 9 months - Children	1,802	2,664	67.6%	55.4%	60.2%	57.6%
% of FP17s for the same patient ID Re-attending between 3 & 9 months - Adults	5,925	8,841	67.0%	48.3%	51.5%	50.1%
% of FP17s for Band 1 Urgent Courses	469	11,268	4.2%	10.8%	9.5%	9.1%
% of FP17s Relating to Free Repair or Replacements	56	11,268	0.5%	0.6%	0.7%	0.8%
% of FP17s Relating to Continuations	52	11,268	0.5%	1.0%	1.2%	1.2%
% of Patients satisfied with the dentistry they have received	27	31	87.1%	91.9%	93.1%	92.8%
% of Patients satisfied with the time they had to wait for an appointment	29	31	93.5%	88.1%	88.8%	88.7%

* This is based on patients treated on this contract for their most recent course of treatment. Figures in italics indicate the base number of FP17s or Patient Questionnaire responses are less than 100. N/A is shown where the base number of responses is less than 10 during the period. % is calculated as Quantity/Base number*100

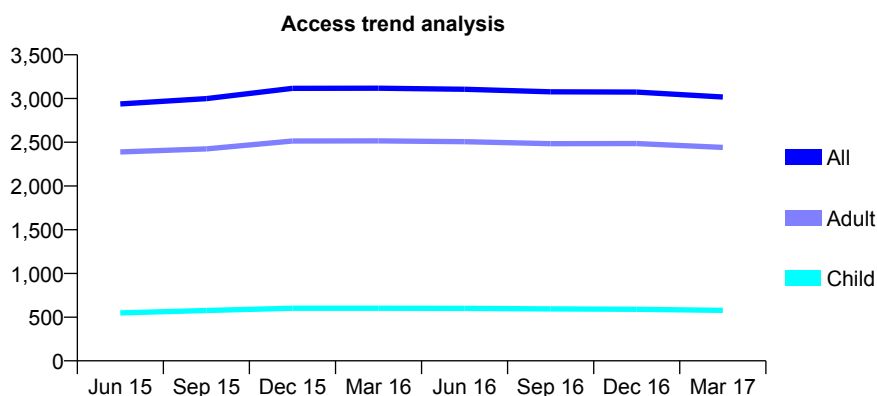
Q67 - Vital Signs At a Glance Contract Report for 573787/0001 - Year end March 2017

Name or company name	MISS DM DALY
Contract type name	GDS Contract
Purpose of contract	General
Contract start date	01/04/2006
Contract end date	

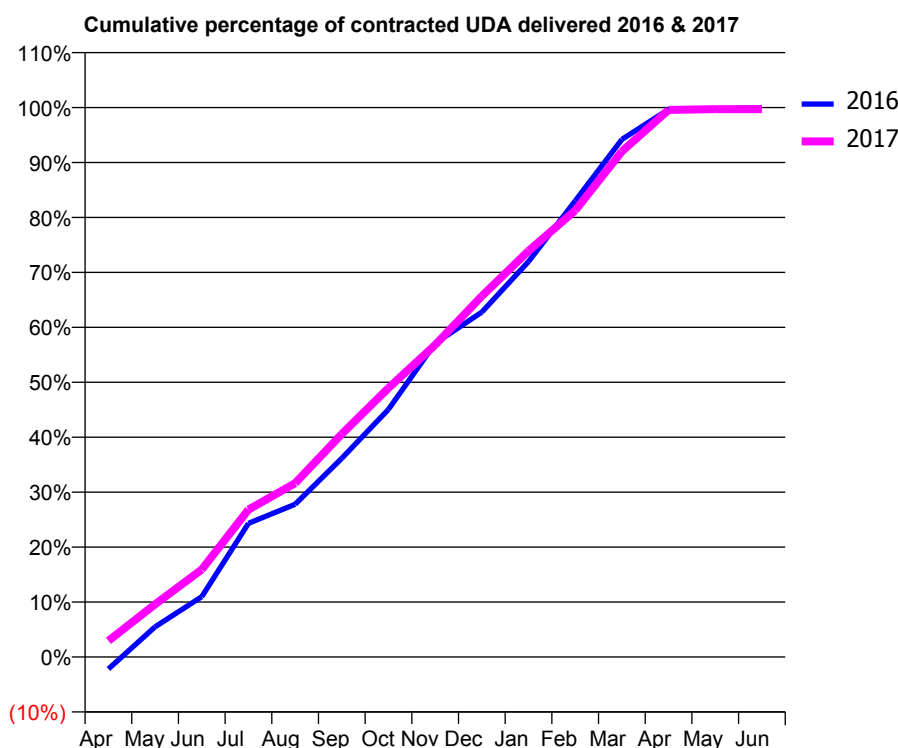
16/17 Contracted general activity (UDA)	7,808
Carry forward general activity (UDA)	7
16/17 Contracted orthodontic activity (UOA)	0
Carry forward orthodontic activity (UOA)	0
Baseline contract value	£190,908.69

ACCESS*

Patients seen in 24 months	Total	Change since previous quarter
Quarter ending March 2016	3,118	
Quarter ending June 2016	3,106	→
Quarter ending September 2016	3,077	→
Quarter ending December 2016	3,074	→
Quarter ending March 2017	3,018	↓
Variance since March 2016	(3.2%)	↓



ACTIVITY



Adjusted Scheduled Activity (UDA)		
Month	2016	2017
April	-171	230
May	429	749
June	857	1,245
July	1,900	2,094
August	2,171	2,470
September	2,825	3,168
October	3,520	3,823
November	4,457	4,435
December	4,900	5,127
January	5,618	5,770
February	6,482	6,345
March	7,354	7,184
April	7,780	7,774
May	7,788	7,784
June	7,801	7,784

QUALITY

	Quantity	Base Number	Contract	AT	Region	England
% of FP17s for the same patient ID Re-attending within 3 months - Children	21	774	2.7%	12.0%	11.9%	12.3%
% of FP17s for the same patient ID Re-attending within 3 months - Adults	360	2,942	12.2%	17.2%	16.6%	16.7%
% of FP17s for the same patient ID Re-attending between 3 & 9 months - Children	495	774	64.0%	55.4%	60.2%	57.6%
% of FP17s for the same patient ID Re-attending between 3 & 9 months - Adults	1,312	2,942	44.6%	48.3%	51.5%	50.1%
% of FP17s for Band 1 Urgent Courses	187	3,782	4.9%	10.8%	9.5%	9.1%
% of FP17s Relating to Free Repair or Replacements	25	3,782	0.7%	0.6%	0.7%	0.8%
% of FP17s Relating to Continuations	50	3,782	1.3%	1.0%	1.2%	1.2%
% of Patients satisfied with the dentistry they have received	4	5	N/A	91.9%	93.1%	92.8%
% of Patients satisfied with the time they had to wait for an appointment	4	5	N/A	88.1%	88.8%	88.7%

* This is based on patients treated on this contract for their most recent course of treatment. Figures in italics indicate the base number of FP17s or Patient Questionnaire responses are less than 100. N/A is shown where the base number of responses is less than 10 during the period. % is calculated as Quantity/Base number*100

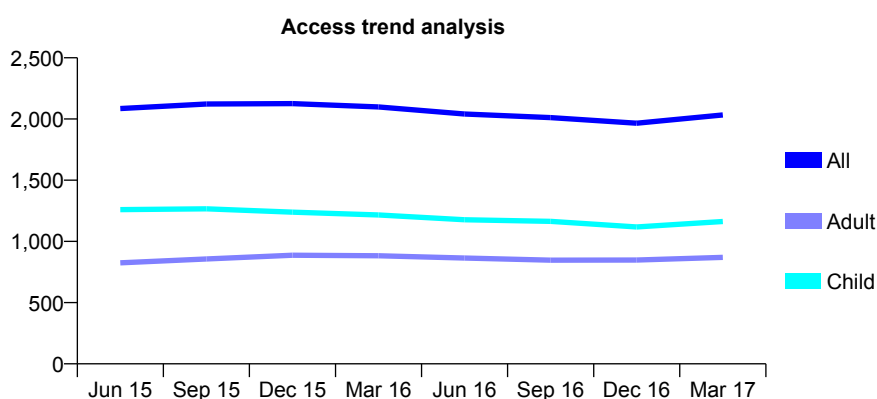
Q67 - Vital Signs At a Glance Contract Report for 574376/0001 - Year end March 2017

Name or company name	MR EM CAMPBELL
Contract type name	GDS Contract
Purpose of contract	General
Contract start date	01/12/2013
Contract end date	

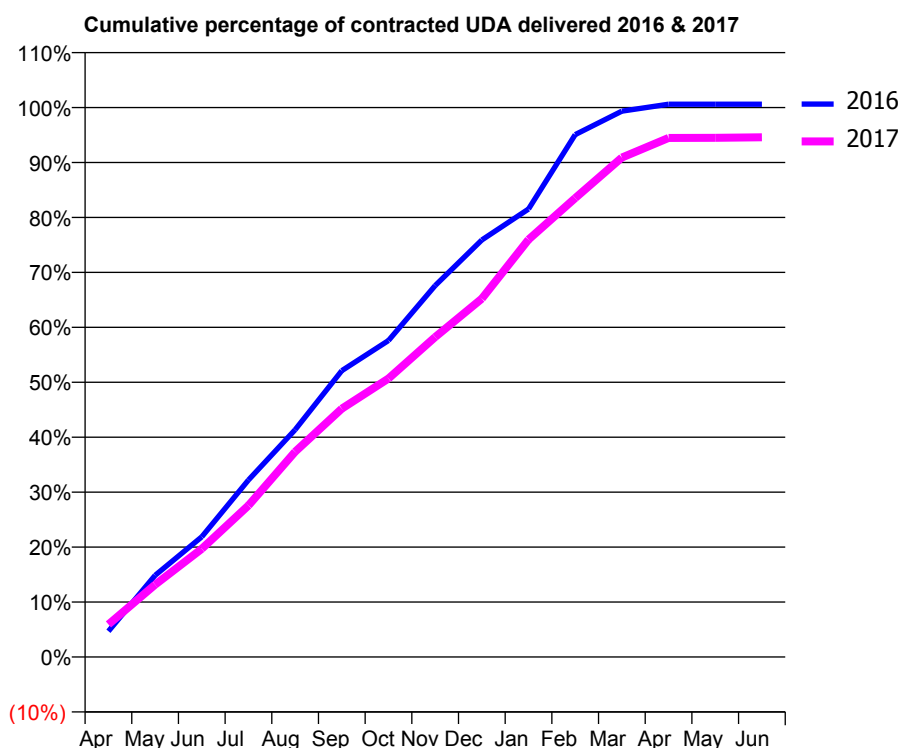
16/17 Contracted general activity (UDA)	4,400
Carry forward general activity (UDA)	-26
16/17 Contracted orthodontic activity (UOA)	0
Carry forward orthodontic activity (UOA)	0
Baseline contract value	£105,779.39

ACCESS*

Patients seen in 24 months	Total	Change since previous quarter
Quarter ending March 2016	2,099	
Quarter ending June 2016	2,041	↓
Quarter ending September 2016	2,011	↓
Quarter ending December 2016	1,966	↓
Quarter ending March 2017	2,033	↑
Variance since March 2016	(3.1%)	↓



ACTIVITY



Month	Adjusted Scheduled Activity (UDA)	
	2016	2017
April	207	261
May	654	579
June	963	866
July	1,418	1,214
August	1,820	1,644
September	2,293	1,989
October	2,534	2,230
November	2,974	2,562
December	3,339	2,870
January	3,587	3,343
February	4,183	3,675
March	4,371	3,999
April	4,426	4,156
May	4,426	4,157
June	4,426	4,161

QUALITY

	Quantity	Base Number	Contract	AT	Region	England
% of FP17s for the same patient ID Re-attending within 3 months - Children	94	1,698	5.5%	12.0%	11.9%	12.3%
% of FP17s for the same patient ID Re-attending within 3 months - Adults	129	1,068	12.1%	17.2%	16.6%	16.7%
% of FP17s for the same patient ID Re-attending between 3 & 9 months - Children	1,042	1,698	61.4%	55.4%	60.2%	57.6%
% of FP17s for the same patient ID Re-attending between 3 & 9 months - Adults	597	1,068	55.9%	48.3%	51.5%	50.1%
% of FP17s for Band 1 Urgent Courses	6	2,810	0.2%	10.8%	9.5%	9.1%
% of FP17s Relating to Free Repair or Replacements	0	2,810	0.0%	0.6%	0.7%	0.8%
% of FP17s Relating to Continuations	8	2,810	0.3%	1.0%	1.2%	1.2%
% of Patients satisfied with the dentistry they have received	3	3	N/A	91.9%	93.1%	92.8%
% of Patients satisfied with the time they had to wait for an appointment	3	3	N/A	88.1%	88.8%	88.7%

* This is based on patients treated on this contract for their most recent course of treatment. Figures in italics indicate the base number of FP17s or Patient Questionnaire responses are less than 100. N/A is shown where the base number of responses is less than 10 during the period. % is calculated as Quantity/Base number*100

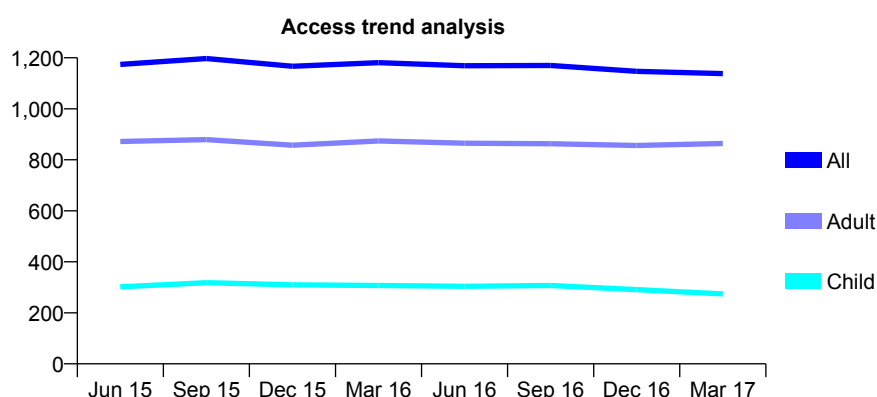
Q67 - Vital Signs At a Glance Contract Report for 613584/0001 - Year end March 2017

Name or company name	MR M MITIC
Contract type name	GDS Contract
Purpose of contract	General
Contract start date	04/10/2007
Contract end date	

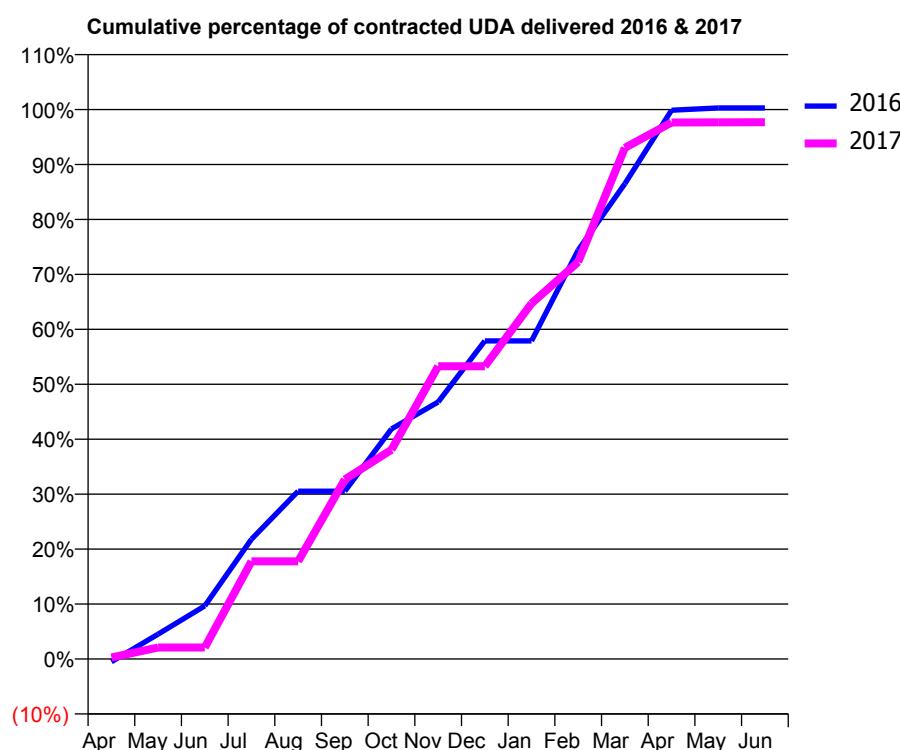
16/17 Contracted general activity (UDA)	6,000
Carry forward general activity (UDA)	-17
16/17 Contracted orthodontic activity (UOA)	0
Carry forward orthodontic activity (UOA)	0
Baseline contract value	£144,225.67

ACCESS*

Patients seen in 24 months	Total	Change since previous quarter
Quarter ending March 2016	1,181	
Quarter ending June 2016	1,169	↓
Quarter ending September 2016	1,170	→
Quarter ending December 2016	1,147	↓
Quarter ending March 2017	1,138	→
Variance since March 2016	(3.6%)	↓



ACTIVITY



Adjusted Scheduled Activity (UDA)		
Month	2016	2017
April	-31	17
May	272	126
June	580	126
July	1,308	1,067
August	1,833	1,067
September	1,833	1,961
October	2,512	2,286
November	2,806	3,196
December	3,474	3,196
January	3,474	3,883
February	4,465	4,335
March	5,189	5,581
April	5,993	5,859
May	6,017	5,860
June	6,017	5,861

QUALITY

	Quantity	Base Number	Contract	AT	Region	England
% of FP17s for the same patient ID Re-attending within 3 months - Children	15	432	3.5%	12.0%	11.9%	12.3%
% of FP17s for the same patient ID Re-attending within 3 months - Adults	97	1,221	7.9%	17.2%	16.6%	16.7%
% of FP17s for the same patient ID Re-attending between 3 & 9 months - Children	248	432	57.4%	55.4%	60.2%	57.6%
% of FP17s for the same patient ID Re-attending between 3 & 9 months - Adults	631	1,221	51.7%	48.3%	51.5%	50.1%
% of FP17s for Band 1 Urgent Courses	15	1,556	1.0%	10.8%	9.5%	9.1%
% of FP17s Relating to Free Repair or Replacements	0	1,556	0.0%	0.6%	0.7%	0.8%
% of FP17s Relating to Continuations	0	1,556	0.0%	1.0%	1.2%	1.2%
% of Patients satisfied with the dentistry they have received	5	5	N/A	91.9%	93.1%	92.8%
% of Patients satisfied with the time they had to wait for an appointment	5	5	N/A	88.1%	88.8%	88.7%

* This is based on patients treated on this contract for their most recent course of treatment. Figures in italics indicate the base number of FP17s or Patient Questionnaire responses are less than 100. N/A is shown where the base number of responses is less than 10 during the period. % is calculated as Quantity/Base number*100

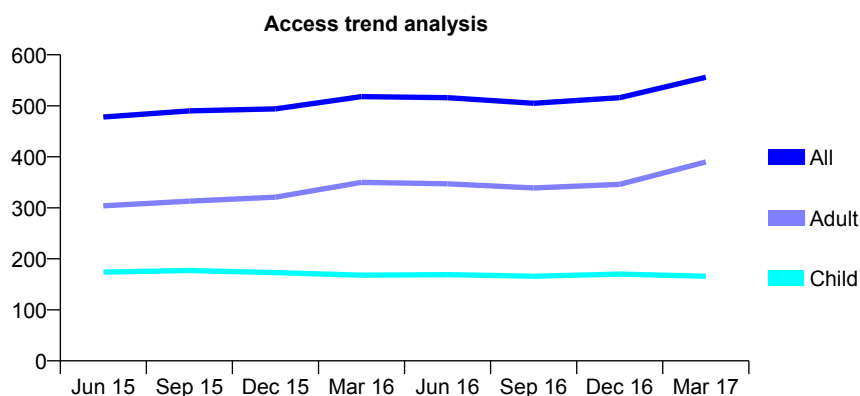
Q67 - Vital Signs At a Glance Contract Report for 629871/0003 - Year end March 2017

Name or company name	MR CM BROWNE
Contract type name	GDS Contract
Purpose of contract	General
Contract start date	01/09/2013
Contract end date	

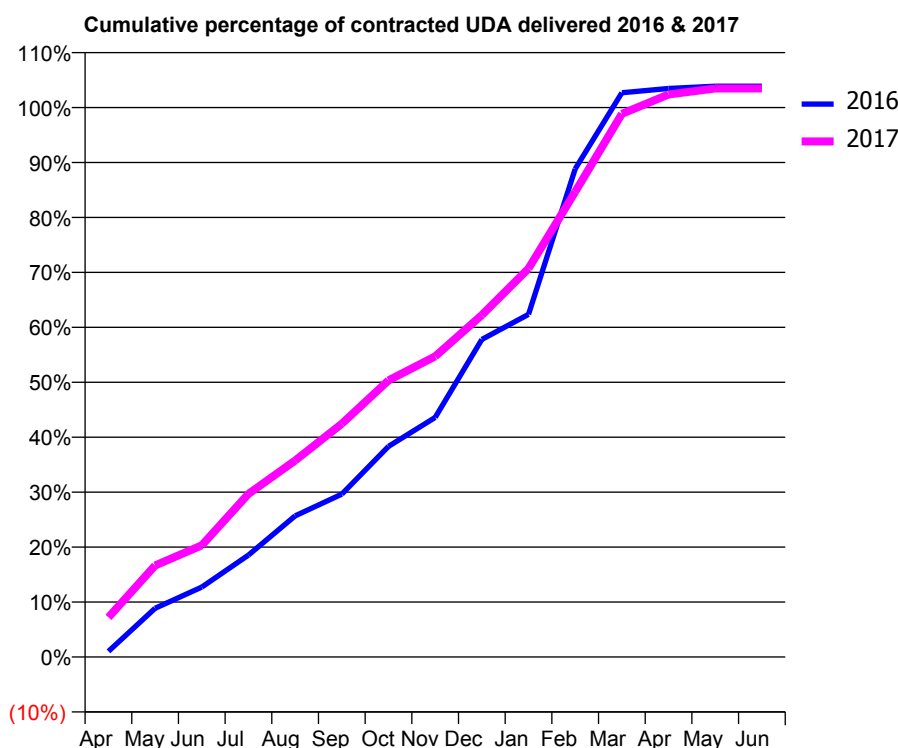
16/17 Contracted general activity (UDA)	1,765
Carry forward general activity (UDA)	-35
16/17 Contracted orthodontic activity (UOA)	0
Carry forward orthodontic activity (UOA)	0
Baseline contract value	£49,843.10

ACCESS*

Patients seen in 24 months	Total	Change since previous quarter
Quarter ending March 2016	518	
Quarter ending June 2016	516	→
Quarter ending September 2016	505	↓
Quarter ending December 2016	516	↑
Quarter ending March 2017	556	↑
Variance since March 2016	7.3%	↑



ACTIVITY



Month	Adjusted Scheduled Activity (UDA)	
	2016	2017
April	18	128
May	157	294
June	225	359
July	328	524
August	453	631
September	523	749
October	676	889
November	770	966
December	1,020	1,099
January	1,100	1,248
February	1,568	1,494
March	1,812	1,745
April	1,826	1,807
May	1,833	1,826
June	1,833	1,826

QUALITY

	Quantity	Base Number	Contract	AT	Region	England
% of FP17s for the same patient ID Re-attending within 3 months - Children	18	282	6.4%	12.0%	11.9%	12.3%
% of FP17s for the same patient ID Re-attending within 3 months - Adults	29	453	6.4%	17.2%	16.6%	16.7%
% of FP17s for the same patient ID Re-attending between 3 & 9 months - Children	208	282	73.8%	55.4%	60.2%	57.6%
% of FP17s for the same patient ID Re-attending between 3 & 9 months - Adults	278	453	61.4%	48.3%	51.5%	50.1%
% of FP17s for Band 1 Urgent Courses	30	756	4.0%	10.8%	9.5%	9.1%
% of FP17s Relating to Free Repair or Replacements	8	756	1.1%	0.6%	0.7%	0.8%
% of FP17s Relating to Continuations	0	756	0.0%	1.0%	1.2%	1.2%
% of Patients satisfied with the dentistry they have received	2	2	N/A	91.9%	93.1%	92.8%
% of Patients satisfied with the time they had to wait for an appointment	2	2	N/A	88.1%	88.8%	88.7%

* This is based on patients treated on this contract for their most recent course of treatment. Figures in italics indicate the base number of FP17s or Patient Questionnaire responses are less than 100. N/A is shown where the base number of responses is less than 10 during the period. % is calculated as Quantity/Base number*100

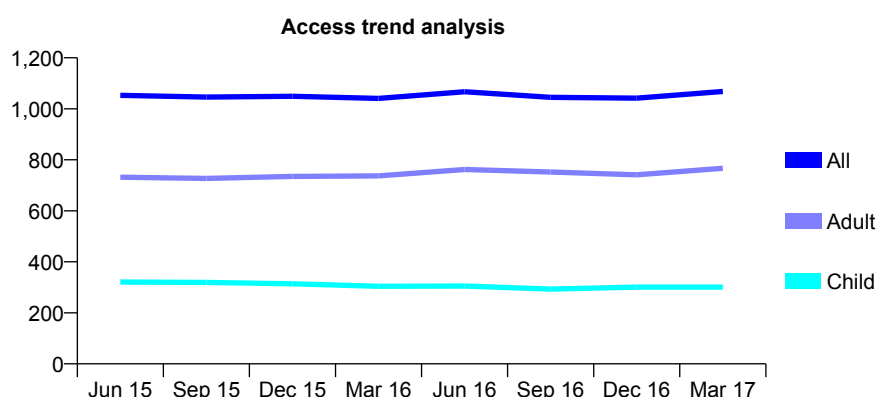
Q67 - Vital Signs At a Glance Contract Report for 630047/0001 - Year end March 2017

Name or company name	MISS JH FORRYAN
Contract type name	GDS Contract
Purpose of contract	General
Contract start date	01/04/2006
Contract end date	

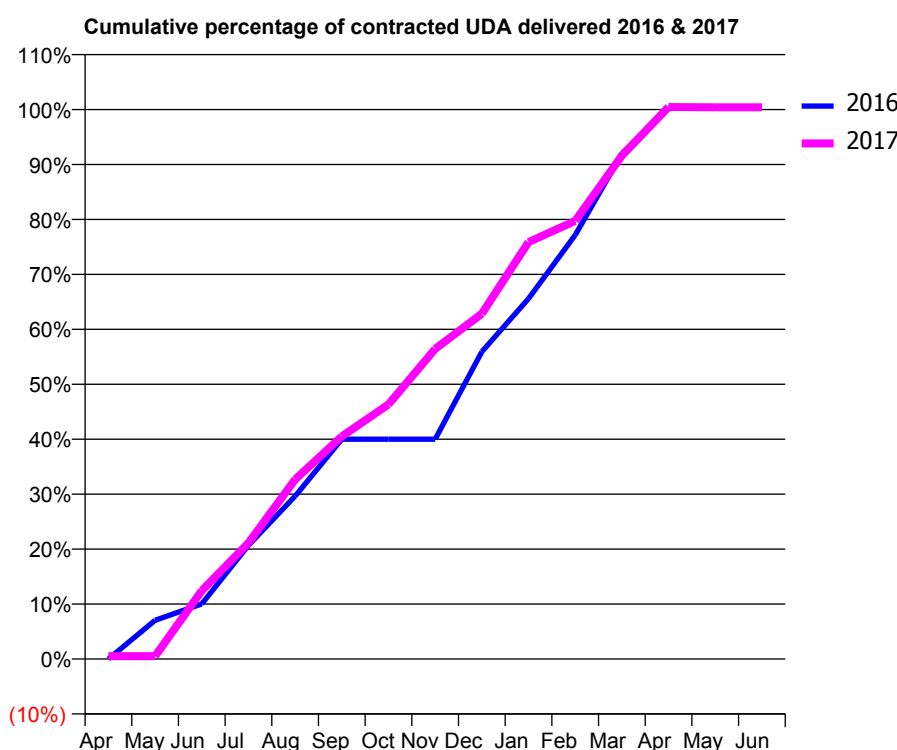
16/17 Contracted general activity (UDA)	2,376
Carry forward general activity (UDA)	-10
16/17 Contracted orthodontic activity (UOA)	0
Carry forward orthodontic activity (UOA)	0
Baseline contract value	£52,808.20

ACCESS*

Patients seen in 24 months	Total	Change since previous quarter
Quarter ending March 2016	1,041	
Quarter ending June 2016	1,067	↑
Quarter ending September 2016	1,045	↓
Quarter ending December 2016	1,042	→
Quarter ending March 2017	1,068	↑
Variance since March 2016	2.6%	↑



ACTIVITY



Month	Adjusted Scheduled Activity (UDA)	
	2016	2017
April	-0	12
May	168	12
June	238	296
July	491	502
August	704	777
September	950	963
October	950	1,101
November	950	1,341
December	1,329	1,493
January	1,558	1,802
February	1,833	1,894
March	2,184	2,176
April	2,385	2,387
May	2,385	2,386
June	2,386	2,386

QUALITY

	Quantity	Base Number	Contract	AT	Region	England
% of FP17s for the same patient ID Re-attending within 3 months - Children	23	420	5.5%	12.0%	11.9%	12.3%
% of FP17s for the same patient ID Re-attending within 3 months - Adults	71	733	9.7%	17.2%	16.6%	16.7%
% of FP17s for the same patient ID Re-attending between 3 & 9 months - Children	247	420	58.8%	55.4%	60.2%	57.6%
% of FP17s for the same patient ID Re-attending between 3 & 9 months - Adults	250	733	34.1%	48.3%	51.5%	50.1%
% of FP17s for Band 1 Urgent Courses	84	1,152	7.3%	10.8%	9.5%	9.1%
% of FP17s Relating to Free Repair or Replacements	0	1,152	0.0%	0.6%	0.7%	0.8%
% of FP17s Relating to Continuations	5	1,152	0.4%	1.0%	1.2%	1.2%
% of Patients satisfied with the dentistry they have received	3	3	N/A	91.9%	93.1%	92.8%
% of Patients satisfied with the time they had to wait for an appointment	3	3	N/A	88.1%	88.8%	88.7%

* This is based on patients treated on this contract for their most recent course of treatment. Figures in italics indicate the base number of FP17s or Patient Questionnaire responses are less than 100. N/A is shown where the base number of responses is less than 10 during the period. % is calculated as Quantity/Base number*100

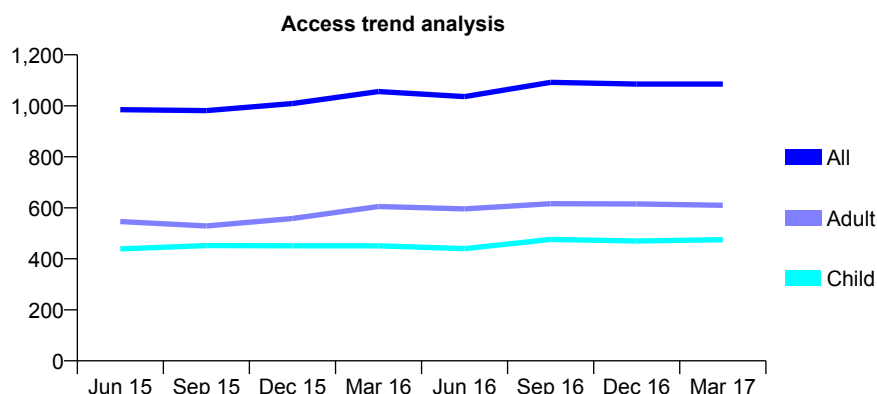
Q67 - Vital Signs At a Glance Contract Report for 636576/0001 - Year end March 2017

Name or company name	MISS FM BRUMMITT
Contract type name	GDS Contract
Purpose of contract	General
Contract start date	01/04/2006
Contract end date	

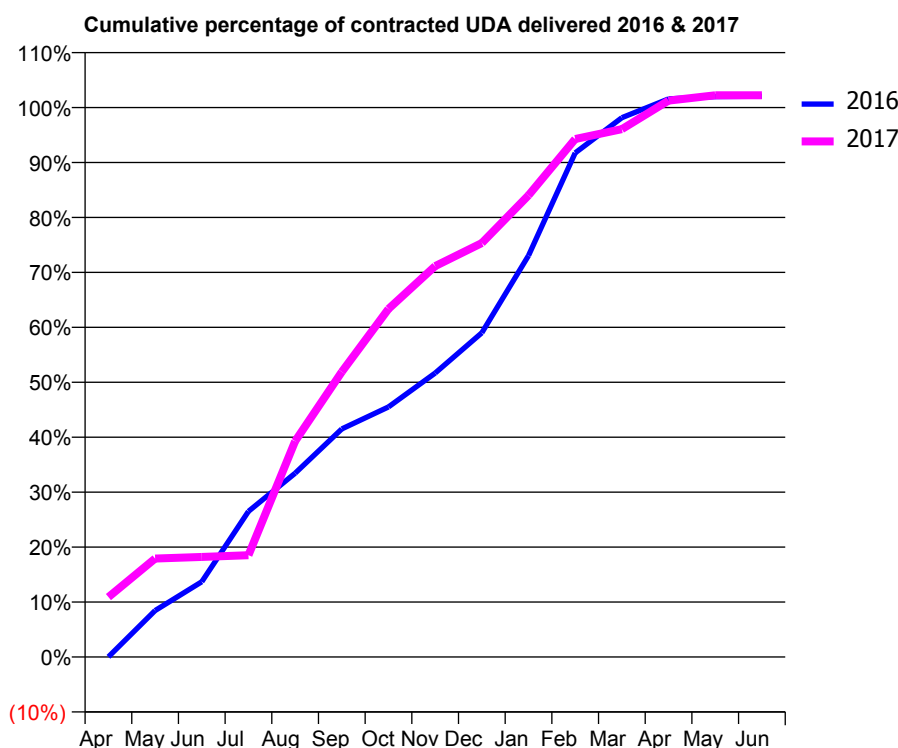
16/17 Contracted general activity (UDA)	2,500
Carry forward general activity (UDA)	-50
16/17 Contracted orthodontic activity (UOA)	0
Carry forward orthodontic activity (UOA)	0
Baseline contract value	£61,524.02

ACCESS*

Patients seen in 24 months	Total	Change since previous quarter
Quarter ending March 2016	1,056	
Quarter ending June 2016	1,036	↓
Quarter ending September 2016	1,092	↑
Quarter ending December 2016	1,085	→
Quarter ending March 2017	1,085	→
Variance since March 2016	2.7%	↑



ACTIVITY



Month	Adjusted Scheduled Activity (UDA)	
	2016	2017
April	1	273
May	211	448
June	343	455
July	663	463
August	836	982
September	1,038	1,298
October	1,138	1,584
November	1,292	1,778
December	1,475	1,884
January	1,826	2,100
February	2,293	2,356
March	2,453	2,402
April	2,539	2,532
May	2,549	2,556
June	2,551	2,556

QUALITY

	Quantity	Base Number	Contract	AT	Region	England
% of FP17s for the same patient ID Re-attending within 3 months - Children	31	732	4.2%	12.0%	11.9%	12.3%
% of FP17s for the same patient ID Re-attending within 3 months - Adults	63	617	10.2%	17.2%	16.6%	16.7%
% of FP17s for the same patient ID Re-attending between 3 & 9 months - Children	488	732	66.7%	55.4%	60.2%	57.6%
% of FP17s for the same patient ID Re-attending between 3 & 9 months - Adults	327	617	53.0%	48.3%	51.5%	50.1%
% of FP17s for Band 1 Urgent Courses	78	1,372	5.7%	10.8%	9.5%	9.1%
% of FP17s Relating to Free Repair or Replacements	0	1,372	0.0%	0.6%	0.7%	0.8%
% of FP17s Relating to Continuations	2	1,372	0.1%	1.0%	1.2%	1.2%
% of Patients satisfied with the dentistry they have received	1	1	N/A	91.9%	93.1%	92.8%
% of Patients satisfied with the time they had to wait for an appointment	1	1	N/A	88.1%	88.8%	88.7%

* This is based on patients treated on this contract for their most recent course of treatment. Figures in italics indicate the base number of FP17s or Patient Questionnaire responses are less than 100. N/A is shown where the base number of responses is less than 10 during the period. % is calculated as Quantity/Base number*100

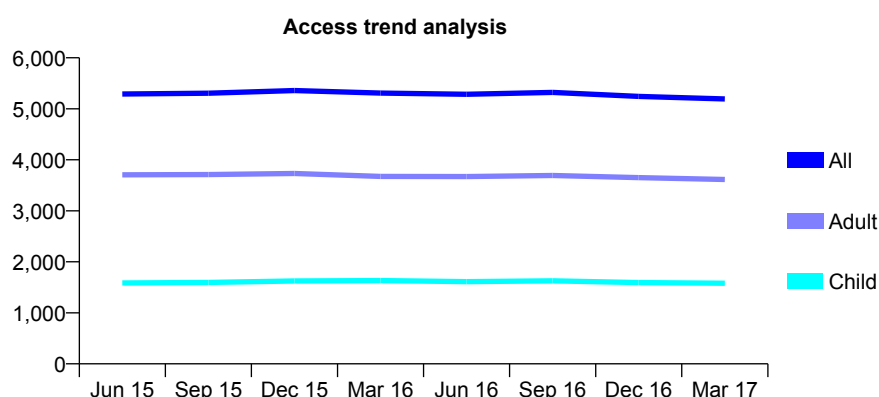
Q67 - Vital Signs At a Glance Contract Report for 638323/0001 - Year end March 2017

Name or company name	MR SS PHOTAY
Contract type name	GDS Contract
Purpose of contract	General
Contract start date	01/04/2006
Contract end date	

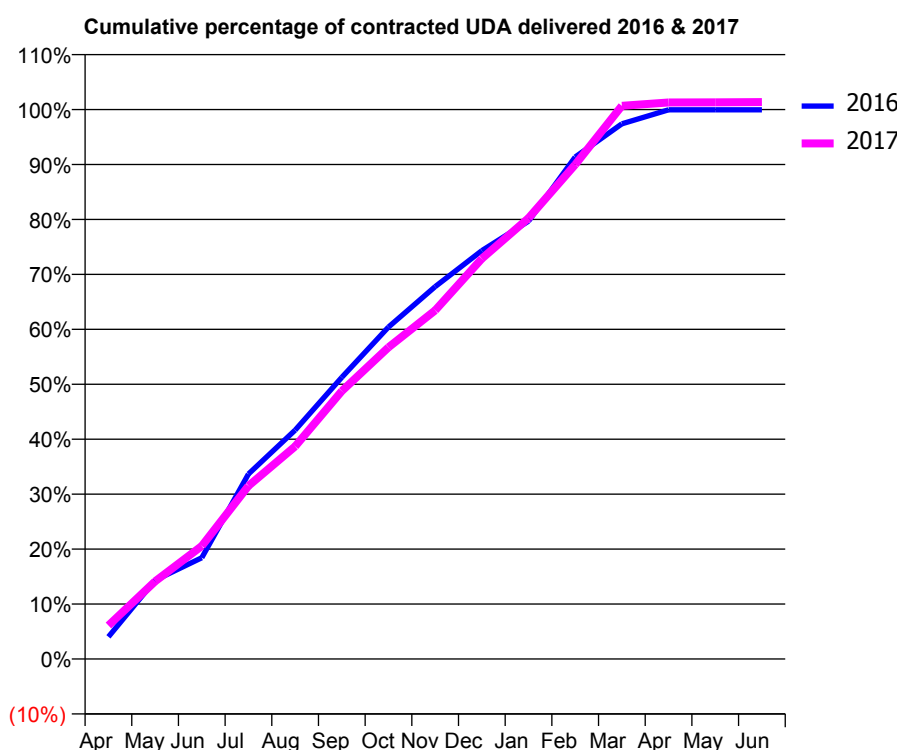
16/17 Contracted general activity (UDA)	12,702
Carry forward general activity (UDA)	6
16/17 Contracted orthodontic activity (UOA)	0
Carry forward orthodontic activity (UOA)	0
Baseline contract value	£310,568.91

ACCESS*

Patients seen in 24 months	Total	Change since previous quarter
Quarter ending March 2016	5,308	
Quarter ending June 2016	5,284	→
Quarter ending September 2016	5,321	→
Quarter ending December 2016	5,243	↓
Quarter ending March 2017	5,194	→
Variance since March 2016	(2.1%)	↓



ACTIVITY



Adjusted Scheduled Activity (UDA)		
Month	2016	2017
April	513	776
May	1,821	1,795
June	2,340	2,614
July	4,275	4,003
August	5,290	4,915
September	6,513	6,195
October	7,674	7,206
November	8,607	8,059
December	9,439	9,256
January	10,122	10,191
February	11,604	11,429
March	12,371	12,788
April	12,696	12,864
May	12,696	12,867
June	12,696	12,873

QUALITY

	Quantity	Base Number	Contract	AT	Region	England
% of FP17s for the same patient ID Re-attending within 3 months - Children	126	1,725	7.3%	12.0%	11.9%	12.3%
% of FP17s for the same patient ID Re-attending within 3 months - Adults	466	3,511	13.3%	17.2%	16.6%	16.7%
% of FP17s for the same patient ID Re-attending between 3 & 9 months - Children	547	1,725	31.7%	55.4%	60.2%	57.6%
% of FP17s for the same patient ID Re-attending between 3 & 9 months - Adults	929	3,511	26.5%	48.3%	51.5%	50.1%
% of FP17s for Band 1 Urgent Courses	456	5,121	8.9%	10.8%	9.5%	9.1%
% of FP17s Relating to Free Repair or Replacements	43	5,121	0.8%	0.6%	0.7%	0.8%
% of FP17s Relating to Continuations	110	5,121	2.1%	1.0%	1.2%	1.2%
% of Patients satisfied with the dentistry they have received	9	10	90.0%	91.9%	93.1%	92.8%
% of Patients satisfied with the time they had to wait for an appointment	7	10	70.0%	88.1%	88.8%	88.7%

* This is based on patients treated on this contract for their most recent course of treatment. Figures in italics indicate the base number of FP17s or Patient Questionnaire responses are less than 100. N/A is shown where the base number of responses is less than 10 during the period. % is calculated as Quantity/Base number*100

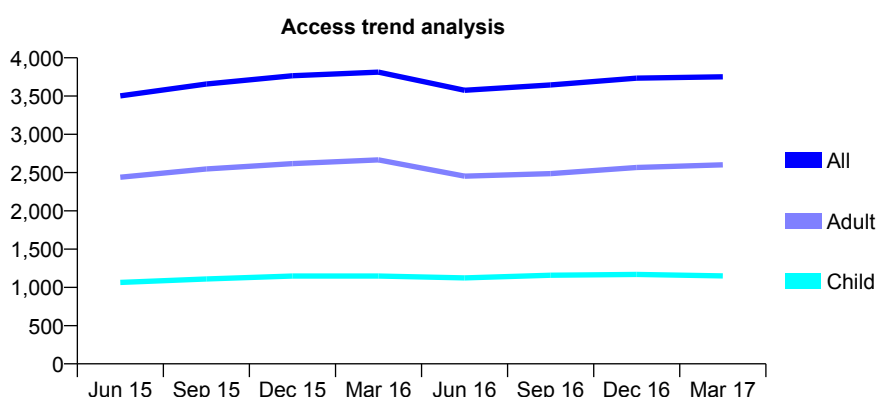
Q67 - Vital Signs At a Glance Contract Report for 638323/0002 - Year end March 2017

Name or company name	MR SS PHOTAY
Contract type name	GDS Contract
Purpose of contract	General
Contract start date	01/04/2006
Contract end date	

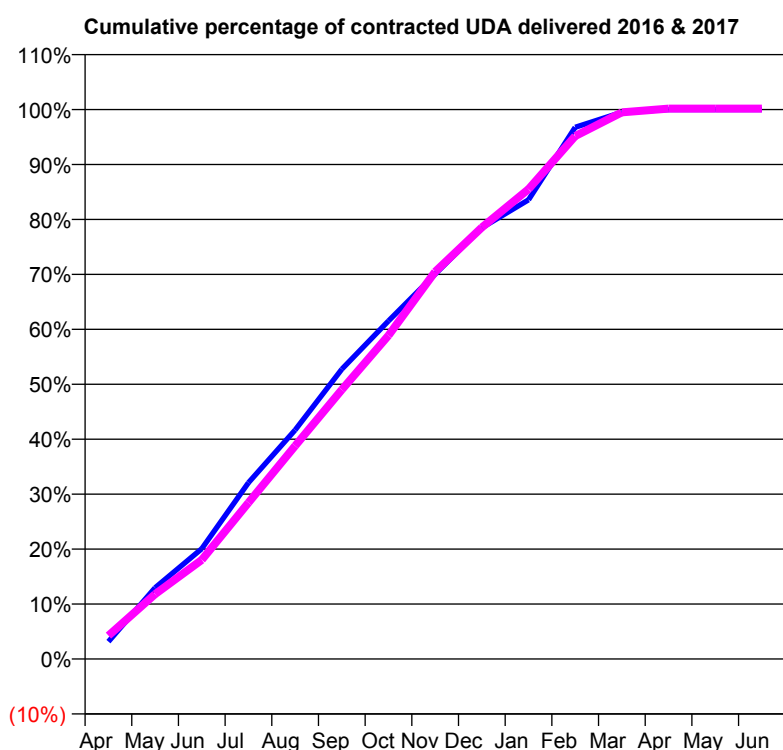
16/17 Contracted general activity (UDA)	10,254
Carry forward general activity (UDA)	2
16/17 Contracted orthodontic activity (UOA)	0
Carry forward orthodontic activity (UOA)	0
Baseline contract value	£250,714.34

ACCESS*

Patients seen in 24 months	Total	Change since previous quarter
Quarter ending March 2016	3,812	
Quarter ending June 2016	3,576	↓
Quarter ending September 2016	3,645	→
Quarter ending December 2016	3,735	↑
Quarter ending March 2017	3,752	→
Variance since March 2016	(1.6%)	↓



ACTIVITY



Adjusted Scheduled Activity (UDA)		
Month	2016	2017
April	324	437
May	1,331	1,210
June	2,059	1,849
July	3,292	2,918
August	4,274	3,978
September	5,409	5,026
October	6,308	6,037
November	7,182	7,226
December	8,047	8,053
January	8,568	8,768
February	9,922	9,759
March	10,203	10,200
April	10,252	10,271
May	10,252	10,271
June	10,252	10,272

QUALITY

	Quantity	Base Number	Contract	AT	Region	England
% of FP17s for the same patient ID Re-attending within 3 months - Children	92	1,306	7.0%	12.0%	11.9%	12.3%
% of FP17s for the same patient ID Re-attending within 3 months - Adults	456	2,697	16.9%	17.2%	16.6%	16.7%
% of FP17s for the same patient ID Re-attending between 3 & 9 months - Children	470	1,306	36.0%	55.4%	60.2%	57.6%
% of FP17s for the same patient ID Re-attending between 3 & 9 months - Adults	809	2,697	30.0%	48.3%	51.5%	50.1%
% of FP17s for Band 1 Urgent Courses	668	4,003	16.7%	10.8%	9.5%	9.1%
% of FP17s Relating to Free Repair or Replacements	20	4,003	0.5%	0.6%	0.7%	0.8%
% of FP17s Relating to Continuations	36	4,003	0.9%	1.0%	1.2%	1.2%
% of Patients satisfied with the dentistry they have received	9	10	90.0%	91.9%	93.1%	92.8%
% of Patients satisfied with the time they had to wait for an appointment	9	10	90.0%	88.1%	88.8%	88.7%

* This is based on patients treated on this contract for their most recent course of treatment. Figures in italics indicate the base number of FP17s or Patient Questionnaire responses are less than 100. N/A is shown where the base number of responses is less than 10 during the period. % is calculated as Quantity/Base number*100

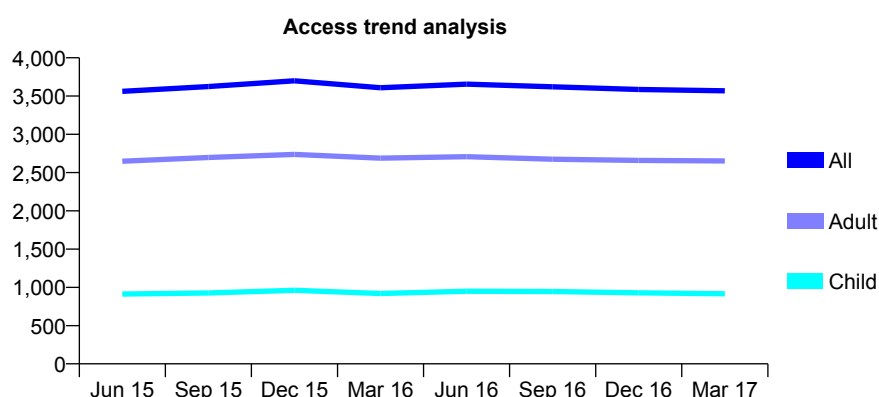
Q67 - Vital Signs At a Glance Contract Report for 638323/0003 - Year end March 2017

Name or company name	MR SS PHOTAY
Contract type name	GDS Contract
Purpose of contract	General
Contract start date	01/04/2006
Contract end date	

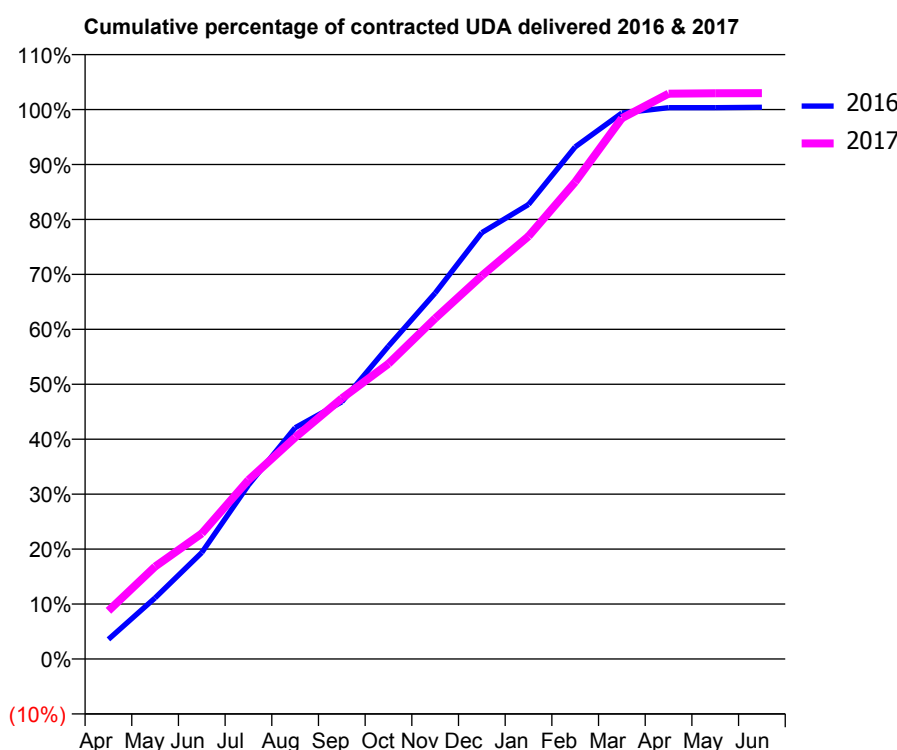
16/17 Contracted general activity (UDA)	9,000
Carry forward general activity (UDA)	-36
16/17 Contracted orthodontic activity (UOA)	0
Carry forward orthodontic activity (UOA)	0
Baseline contract value	£220,053.56

ACCESS*

Patients seen in 24 months	Total	Change since previous quarter
Quarter ending March 2016	3,609	
Quarter ending June 2016	3,656	→
Quarter ending September 2016	3,621	→
Quarter ending December 2016	3,586	→
Quarter ending March 2017	3,568	→
Variance since March 2016	(1.1%)	↓



ACTIVITY



Month	Adjusted Scheduled Activity (UDA)	
	2016	2017
April	322	789
May	1,001	1,515
June	1,744	2,056
July	2,850	2,932
August	3,788	3,628
September	4,212	4,268
October	5,124	4,837
November	5,995	5,579
December	6,983	6,278
January	7,443	6,924
February	8,389	7,813
March	8,942	8,858
April	9,029	9,260
May	9,029	9,267
June	9,036	9,268

QUALITY

	Quantity	Base Number	Contract	AT	Region	England
% of FP17s for the same patient ID Re-attending within 3 months - Children	67	1,035	6.5%	12.0%	11.9%	12.3%
% of FP17s for the same patient ID Re-attending within 3 months - Adults	476	2,918	16.3%	17.2%	16.6%	16.7%
% of FP17s for the same patient ID Re-attending between 3 & 9 months - Children	336	1,035	32.5%	55.4%	60.2%	57.6%
% of FP17s for the same patient ID Re-attending between 3 & 9 months - Adults	945	2,918	32.4%	48.3%	51.5%	50.1%
% of FP17s for Band 1 Urgent Courses	520	4,081	12.7%	10.8%	9.5%	9.1%
% of FP17s Relating to Free Repair or Replacements	60	4,081	1.5%	0.6%	0.7%	0.8%
% of FP17s Relating to Continuations	45	4,081	1.1%	1.0%	1.2%	1.2%
% of Patients satisfied with the dentistry they have received	10	12	83.3%	91.9%	93.1%	92.8%
% of Patients satisfied with the time they had to wait for an appointment	11	12	91.7%	88.1%	88.8%	88.7%

* This is based on patients treated on this contract for their most recent course of treatment. Figures in italics indicate the base number of FP17s or Patient Questionnaire responses are less than 100. N/A is shown where the base number of responses is less than 10 during the period. % is calculated as Quantity/Base number*100

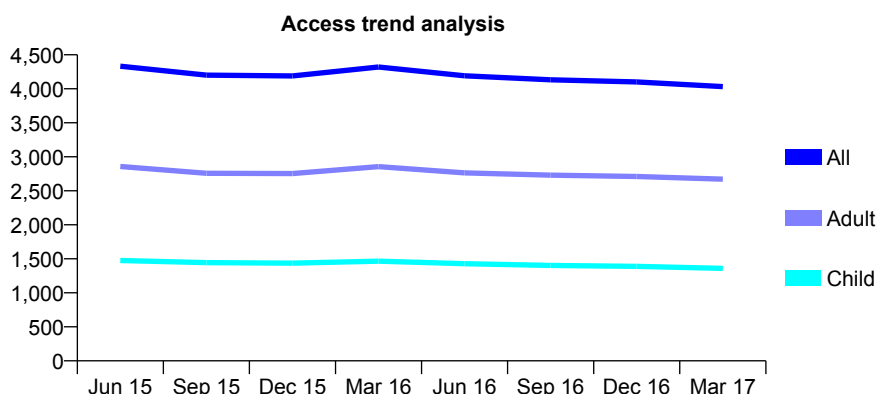
Q67 - Vital Signs At a Glance Contract Report for 638323/0004 - Year end March 2017

Name or company name	MR SS PHOTAY
Contract type name	GDS Contract
Purpose of contract	General
Contract start date	01/04/2006
Contract end date	

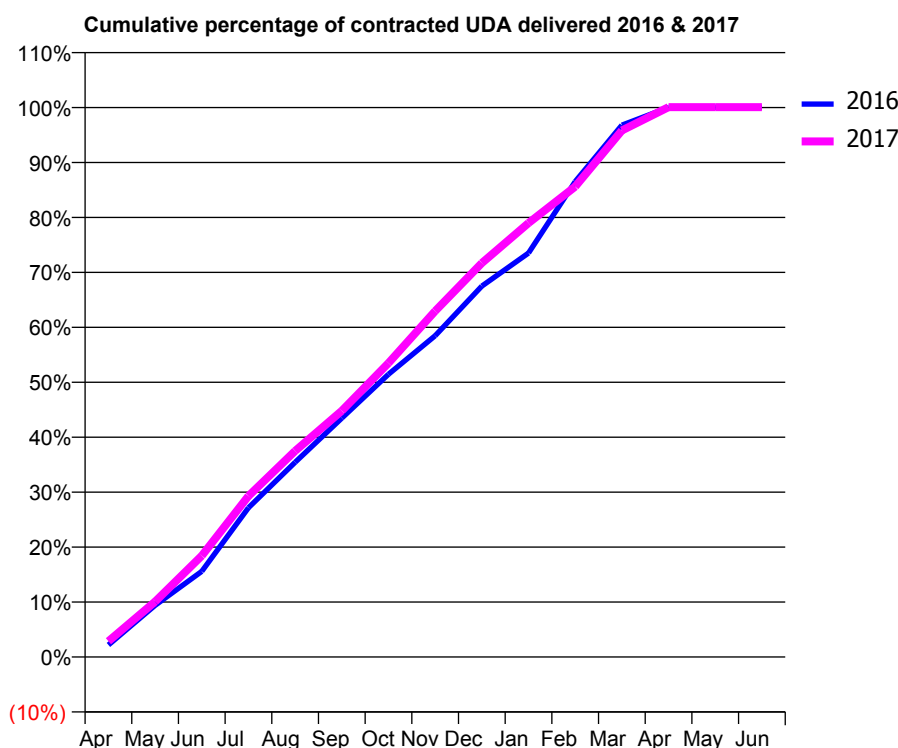
16/17 Contracted general activity (UDA)	10,500
Carry forward general activity (UDA)	-4
16/17 Contracted orthodontic activity (UOA)	0
Carry forward orthodontic activity (UOA)	0
Baseline contract value	£256,729.15

ACCESS*

Patients seen in 24 months	Total	Change since previous quarter
Quarter ending March 2016	4,321	
Quarter ending June 2016	4,191	↓
Quarter ending September 2016	4,133	↓
Quarter ending December 2016	4,100	→
Quarter ending March 2017	4,032	↓
Variance since March 2016	(6.7%)	↓



ACTIVITY



Month	Adjusted Scheduled Activity (UDA)	
	2016	2017
April	231	302
May	988	1,059
June	1,637	1,935
July	2,853	3,076
August	3,722	3,937
September	4,566	4,705
October	5,403	5,617
November	6,138	6,611
December	7,088	7,528
January	7,718	8,292
February	9,086	8,988
March	10,163	10,060
April	10,501	10,506
May	10,504	10,506
June	10,504	10,506

QUALITY

	Quantity	Base Number	Contract	AT	Region	England
% of FP17s for the same patient ID Re-attending within 3 months - Children	125	1,712	7.3%	12.0%	11.9%	12.3%
% of FP17s for the same patient ID Re-attending within 3 months - Adults	419	3,124	13.4%	17.2%	16.6%	16.7%
% of FP17s for the same patient ID Re-attending between 3 & 9 months - Children	854	1,712	49.9%	55.4%	60.2%	57.6%
% of FP17s for the same patient ID Re-attending between 3 & 9 months - Adults	1,439	3,124	46.1%	48.3%	51.5%	50.1%
% of FP17s for Band 1 Urgent Courses	460	4,886	9.4%	10.8%	9.5%	9.1%
% of FP17s Relating to Free Repair or Replacements	36	4,886	0.7%	0.6%	0.7%	0.8%
% of FP17s Relating to Continuations	81	4,886	1.7%	1.0%	1.2%	1.2%
% of Patients satisfied with the dentistry they have received	4	5	N/A	91.9%	93.1%	92.8%
% of Patients satisfied with the time they had to wait for an appointment	4	5	N/A	88.1%	88.8%	88.7%

* This is based on patients treated on this contract for their most recent course of treatment. Figures in italics indicate the base number of FP17s or Patient Questionnaire responses are less than 100. N/A is shown where the base number of responses is less than 10 during the period. % is calculated as Quantity/Base number*100

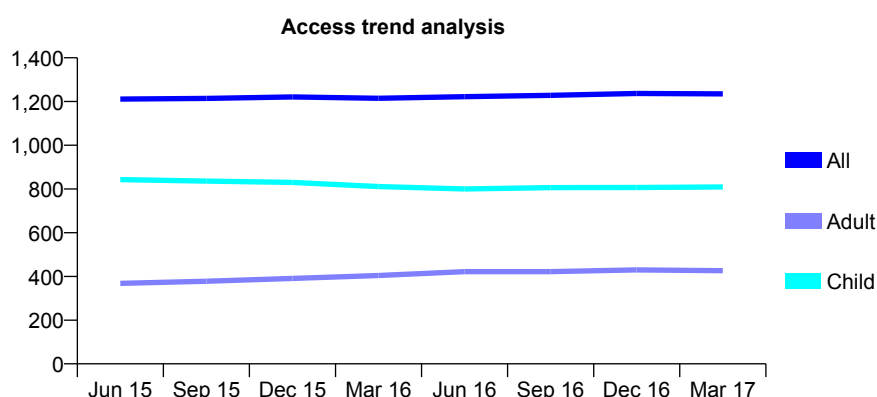
Q67 - Vital Signs At a Glance Contract Report for 639338/0001 - Year end March 2017

Name or company name	MR MR ROBINSON
Contract type name	GDS Contract
Purpose of contract	General
Contract start date	01/04/2006
Contract end date	

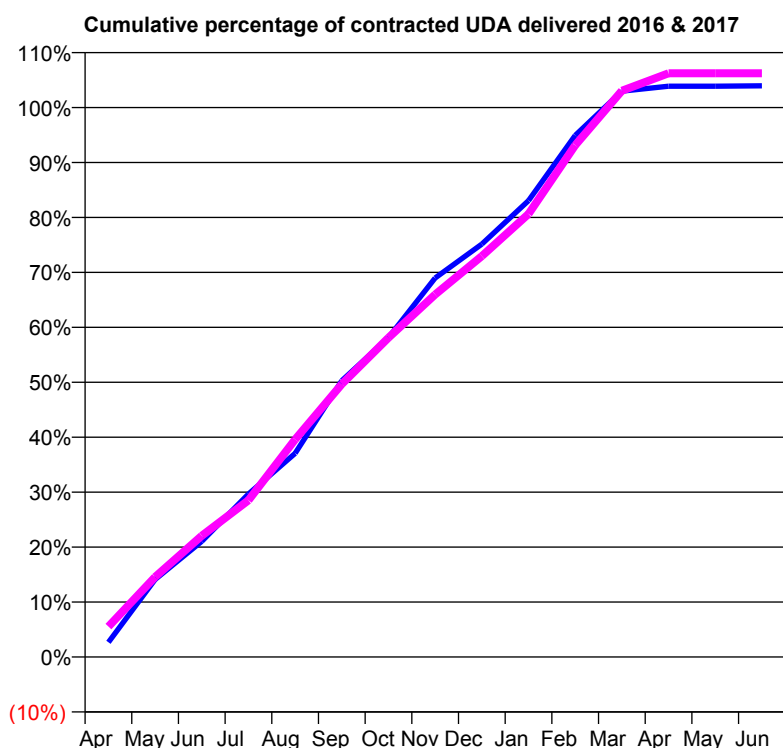
16/17 Contracted general activity (UDA)	2,580
Carry forward general activity (UDA)	-52
16/17 Contracted orthodontic activity (UOA)	0
Carry forward orthodontic activity (UOA)	0
Baseline contract value	£63,082.01

ACCESS*

Patients seen in 24 months	Total	Change since previous quarter
Quarter ending March 2016	1,215	
Quarter ending June 2016	1,222	→
Quarter ending September 2016	1,228	→
Quarter ending December 2016	1,237	→
Quarter ending March 2017	1,235	→
Variance since March 2016	1.6%	→



ACTIVITY



Adjusted Scheduled Activity (UDA)		
Month	2016	2017
April	69	143
May	364	376
June	543	569
July	765	736
August	956	1,021
September	1,297	1,281
October	1,500	1,499
November	1,780	1,702
December	1,939	1,882
January	2,143	2,080
February	2,449	2,402
March	2,657	2,658
April	2,680	2,741
May	2,680	2,741
June	2,682	2,741

QUALITY

	Quantity	Base Number	Contract	AT	Region	England
% of FP17s for the same patient ID Re-attending within 3 months - Children	61	1,315	4.6%	12.0%	11.9%	12.3%
% of FP17s for the same patient ID Re-attending within 3 months - Adults	23	386	6.0%	17.2%	16.6%	16.7%
% of FP17s for the same patient ID Re-attending between 3 & 9 months - Children	958	1,315	72.9%	55.4%	60.2%	57.6%
% of FP17s for the same patient ID Re-attending between 3 & 9 months - Adults	207	386	53.6%	48.3%	51.5%	50.1%
% of FP17s for Band 1 Urgent Courses	3	1,737	0.2%	10.8%	9.5%	9.1%
% of FP17s Relating to Free Repair or Replacements	3	1,737	0.2%	0.6%	0.7%	0.8%
% of FP17s Relating to Continuations	0	1,737	0.0%	1.0%	1.2%	1.2%
% of Patients satisfied with the dentistry they have received	1	1	N/A	91.9%	93.1%	92.8%
% of Patients satisfied with the time they had to wait for an appointment	1	1	N/A	88.1%	88.8%	88.7%

* This is based on patients treated on this contract for their most recent course of treatment. Figures in italics indicate the base number of FP17s or Patient Questionnaire responses are less than 100. N/A is shown where the base number of responses is less than 10 during the period. % is calculated as Quantity/Base number*100

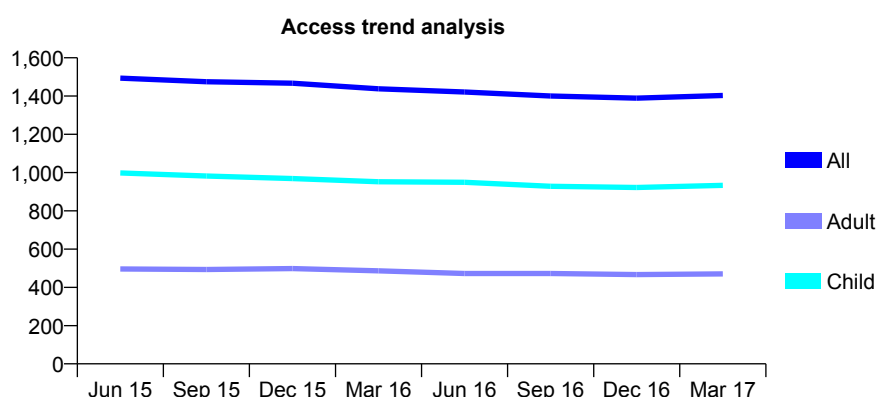
Q67 - Vital Signs At a Glance Contract Report for 651117/0001 - Year end March 2017

Name or company name	MR GS DORMAN
Contract type name	GDS Contract
Purpose of contract	General
Contract start date	01/04/2006
Contract end date	

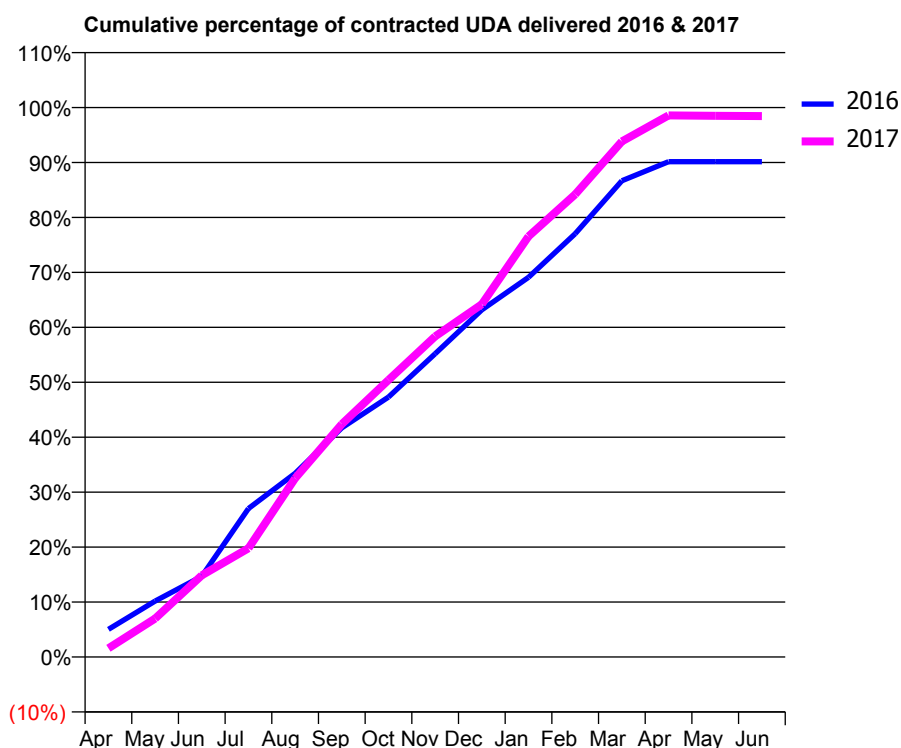
16/17 Contracted general activity (UDA)	3,807
Carry forward general activity (UDA)	0
16/17 Contracted orthodontic activity (UOA)	0
Carry forward orthodontic activity (UOA)	0
Baseline contract value	£93,082.65

ACCESS*

Patients seen in 24 months	Total	Change since previous quarter
Quarter ending March 2016	1,438	
Quarter ending June 2016	1,421	↓
Quarter ending September 2016	1,400	↓
Quarter ending December 2016	1,389	→
Quarter ending March 2017	1,403	→
Variance since March 2016	(2.4%)	↓



ACTIVITY



Adjusted Scheduled Activity (UDA)		
Month	2016	2017
April	191	61
May	388	267
June	560	566
July	1,029	754
August	1,273	1,238
September	1,588	1,614
October	1,801	1,919
November	2,101	2,221
December	2,406	2,444
January	2,630	2,914
February	2,933	3,205
March	3,299	3,572
April	3,431	3,752
May	3,431	3,749
June	3,431	3,748

QUALITY

	Quantity	Base Number	Contract	AT	Region	England
% of FP17s for the same patient ID Re-attending within 3 months - Children	168	1,714	9.8%	12.0%	11.9%	12.3%
% of FP17s for the same patient ID Re-attending within 3 months - Adults	145	565	25.7%	17.2%	16.6%	16.7%
% of FP17s for the same patient ID Re-attending between 3 & 9 months - Children	1,201	1,714	70.1%	55.4%	60.2%	57.6%
% of FP17s for the same patient ID Re-attending between 3 & 9 months - Adults	277	565	49.0%	48.3%	51.5%	50.1%
% of FP17s for Band 1 Urgent Courses	90	2,304	3.9%	10.8%	9.5%	9.1%
% of FP17s Relating to Free Repair or Replacements	0	2,304	0.0%	0.6%	0.7%	0.8%
% of FP17s Relating to Continuations	0	2,304	0.0%	1.0%	1.2%	1.2%
% of Patients satisfied with the dentistry they have received	0	0	N/A	91.9%	93.1%	92.8%
% of Patients satisfied with the time they had to wait for an appointment	0	0	N/A	88.1%	88.8%	88.7%

* This is based on patients treated on this contract for their most recent course of treatment. Figures in italics indicate the base number of FP17s or Patient Questionnaire responses are less than 100. N/A is shown where the base number of responses is less than 10 during the period. % is calculated as Quantity/Base number*100

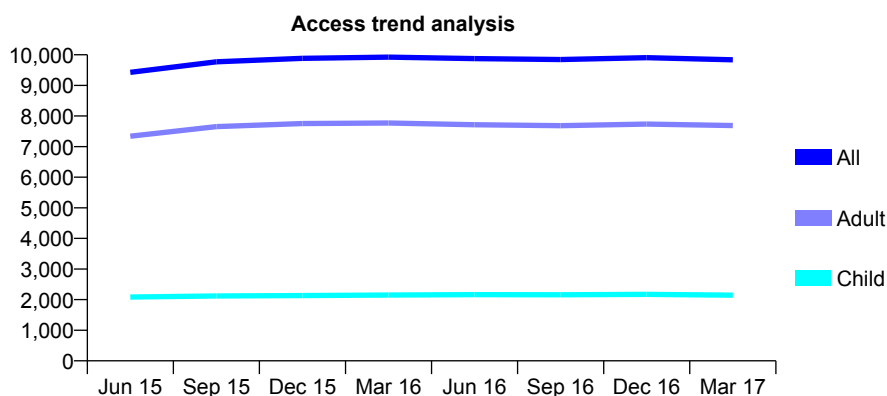
Q67 - Vital Signs At a Glance Contract Report for 653136/0001 - Year end March 2017

Name or company name	MS EJ HARTLE
Contract type name	GDS Contract
Purpose of contract	General
Contract start date	01/04/2006
Contract end date	

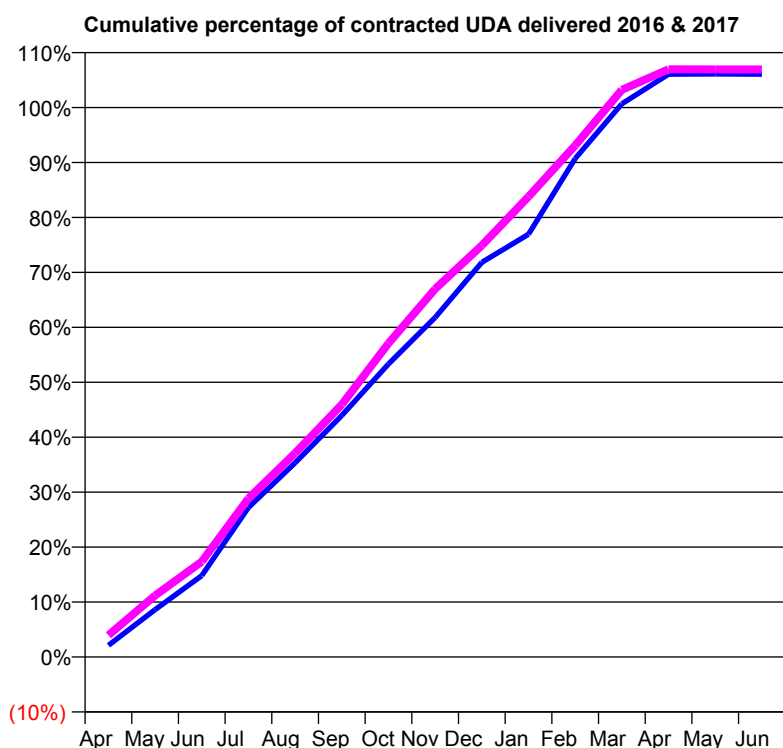
16/17 Contracted general activity (UDA)	25,466
Carry forward general activity (UDA)	0
16/17 Contracted orthodontic activity (UOA)	0
Carry forward orthodontic activity (UOA)	0
Baseline contract value	£622,785.96

ACCESS*

Patients seen in 24 months	Total	Change since previous quarter
Quarter ending March 2016	9,923	
Quarter ending June 2016	9,876	→
Quarter ending September 2016	9,845	→
Quarter ending December 2016	9,908	→
Quarter ending March 2017	9,836	→
Variance since March 2016	(0.9%)	→



ACTIVITY



Adjusted Scheduled Activity (UDA)		
Month	2016	2017
April	541	1,008
May	2,197	2,854
June	3,773	4,422
July	6,934	7,349
August	8,999	9,451
September	11,195	11,703
October	13,582	14,540
November	15,736	17,061
December	18,292	19,077
January	19,592	21,337
February	23,104	23,708
March	25,638	26,288
April	27,010	27,236
May	27,023	27,234
June	27,008	27,234

QUALITY

	Quantity	Base Number	Contract	AT	Region	England
% of FP17s for the same patient ID Re-attending within 3 months - Children	228	2,909	7.8%	12.0%	11.9%	12.3%
% of FP17s for the same patient ID Re-attending within 3 months - Adults	2,195	11,188	19.6%	17.2%	16.6%	16.7%
% of FP17s for the same patient ID Re-attending between 3 & 9 months - Children	1,284	2,909	44.1%	55.4%	60.2%	57.6%
% of FP17s for the same patient ID Re-attending between 3 & 9 months - Adults	5,068	11,188	45.3%	48.3%	51.5%	50.1%
% of FP17s for Band 1 Urgent Courses	2,130	13,922	15.3%	10.8%	9.5%	9.1%
% of FP17s Relating to Free Repair or Replacements	220	13,922	1.6%	0.6%	0.7%	0.8%
% of FP17s Relating to Continuations	148	13,922	1.1%	1.0%	1.2%	1.2%
% of Patients satisfied with the dentistry they have received	15	16	93.8%	91.9%	93.1%	92.8%
% of Patients satisfied with the time they had to wait for an appointment	14	16	87.5%	88.1%	88.8%	88.7%

* This is based on patients treated on this contract for their most recent course of treatment. Figures in italics indicate the base number of FP17s or Patient Questionnaire responses are less than 100. N/A is shown where the base number of responses is less than 10 during the period. % is calculated as Quantity/Base number*100

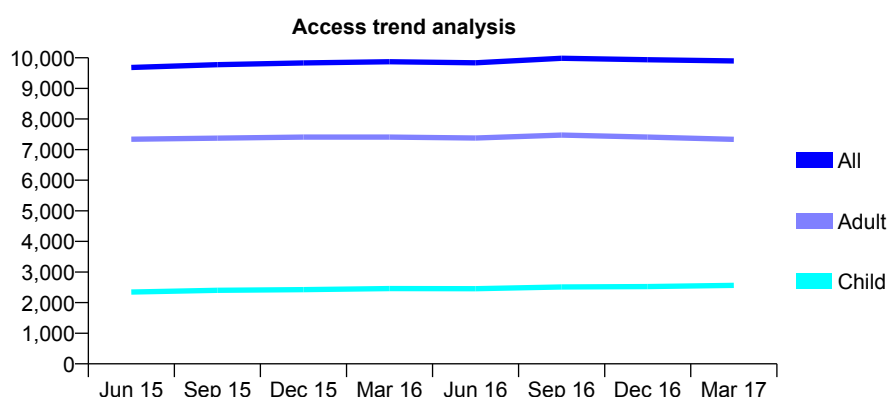
Q67 - Vital Signs At a Glance Contract Report for 653136/0002 - Year end March 2017

Name or company name	MS EJ HARTLE
Contract type name	GDS Contract
Purpose of contract	General
Contract start date	02/11/2009
Contract end date	

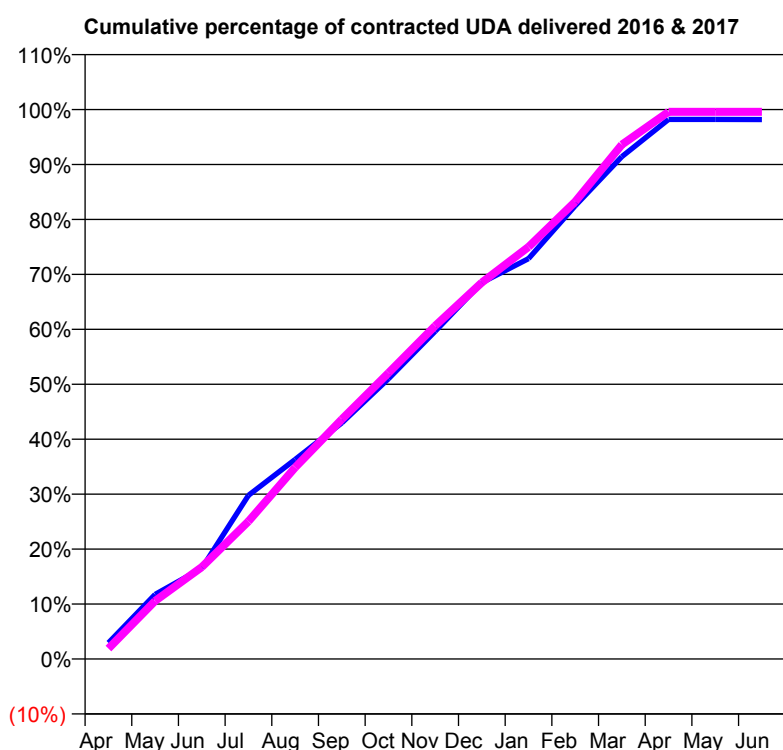
16/17 Contracted general activity (UDA)	24,000
Carry forward general activity (UDA)	441
16/17 Contracted orthodontic activity (UOA)	0
Carry forward orthodontic activity (UOA)	0
Baseline contract value	£610,453.83

ACCESS*

Patients seen in 24 months	Total	Change since previous quarter
Quarter ending March 2016	9,870	
Quarter ending June 2016	9,837	→
Quarter ending September 2016	9,985	→
Quarter ending December 2016	9,935	→
Quarter ending March 2017	9,898	→
Variance since March 2016	0.3%	→



ACTIVITY



Adjusted Scheduled Activity (UDA)		
Month	2016	2017
April	707	456
May	2,821	2,537
June	3,961	4,013
July	7,148	6,015
August	8,715	8,368
September	10,310	10,468
October	12,242	12,495
November	14,313	14,551
December	16,436	16,443
January	17,486	18,000
February	19,792	19,976
March	21,941	22,467
April	23,567	23,898
May	23,570	23,897
June	23,559	23,897

QUALITY

	Quantity	Base Number	Contract	AT	Region	England
% of FP17s for the same patient ID Re-attending within 3 months - Children	204	3,116	6.5%	12.0%	11.9%	12.3%
% of FP17s for the same patient ID Re-attending within 3 months - Adults	1,389	8,696	16.0%	17.2%	16.6%	16.7%
% of FP17s for the same patient ID Re-attending between 3 & 9 months - Children	1,304	3,116	41.8%	55.4%	60.2%	57.6%
% of FP17s for the same patient ID Re-attending between 3 & 9 months - Adults	2,757	8,696	31.7%	48.3%	51.5%	50.1%
% of FP17s for Band 1 Urgent Courses	1,512	11,788	12.8%	10.8%	9.5%	9.1%
% of FP17s Relating to Free Repair or Replacements	108	11,788	0.9%	0.6%	0.7%	0.8%
% of FP17s Relating to Continuations	103	11,788	0.9%	1.0%	1.2%	1.2%
% of Patients satisfied with the dentistry they have received	16	20	80.0%	91.9%	93.1%	92.8%
% of Patients satisfied with the time they had to wait for an appointment	18	20	90.0%	88.1%	88.8%	88.7%

* This is based on patients treated on this contract for their most recent course of treatment. Figures in italics indicate the base number of FP17s or Patient Questionnaire responses are less than 100. N/A is shown where the base number of responses is less than 10 during the period. % is calculated as Quantity/Base number*100

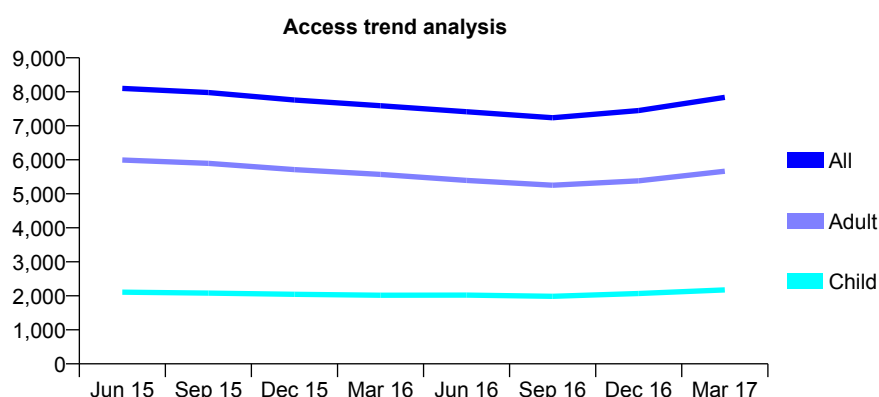
Q67 - Vital Signs At a Glance Contract Report for 653136/0003 - Year end March 2017

Name or company name	MS EJ HARTLE
Contract type name	GDS Contract
Purpose of contract	General
Contract start date	01/01/2010
Contract end date	

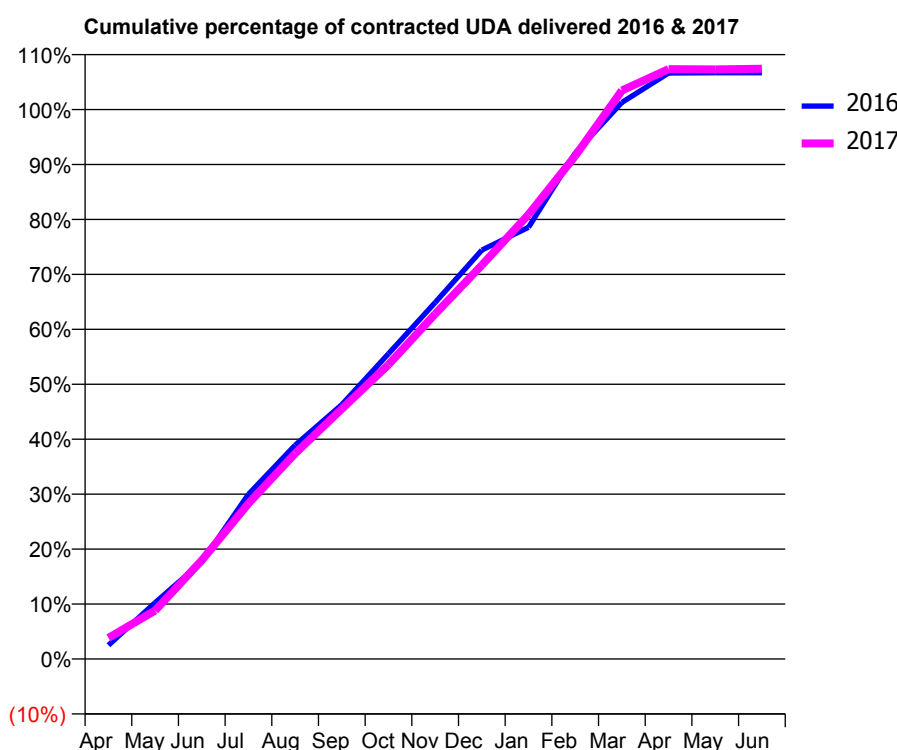
16/17 Contracted general activity (UDA)	18,000
Carry forward general activity (UDA)	0
16/17 Contracted orthodontic activity (UOA)	0
Carry forward orthodontic activity (UOA)	0
Baseline contract value	£439,184.82

ACCESS*

Patients seen in 24 months	Total	Change since previous quarter
Quarter ending March 2016	7,589	
Quarter ending June 2016	7,415	↓
Quarter ending September 2016	7,238	↓
Quarter ending December 2016	7,448	↑
Quarter ending March 2017	7,838	↑
Variance since March 2016	3.3%	↑



ACTIVITY



Adjusted Scheduled Activity (UDA)		
Month	2016	2017
April	452	693
May	1,843	1,587
June	3,183	3,234
July	5,395	5,096
August	7,006	6,734
September	8,332	8,194
October	10,001	9,641
November	11,679	11,302
December	13,396	12,900
January	14,143	14,559
February	16,574	16,477
March	18,229	18,623
April	19,197	19,320
May	19,203	19,314
June	19,204	19,336

QUALITY

	Quantity	Base Number	Contract	AT	Region	England
% of FP17s for the same patient ID Re-attending within 3 months - Children	213	3,103	6.9%	12.0%	11.9%	12.3%
% of FP17s for the same patient ID Re-attending within 3 months - Adults	1,059	7,473	14.2%	17.2%	16.6%	16.7%
% of FP17s for the same patient ID Re-attending between 3 & 9 months - Children	1,550	3,103	50.0%	55.4%	60.2%	57.6%
% of FP17s for the same patient ID Re-attending between 3 & 9 months - Adults	3,080	7,473	41.2%	48.3%	51.5%	50.1%
% of FP17s for Band 1 Urgent Courses	1,174	10,537	11.1%	10.8%	9.5%	9.1%
% of FP17s Relating to Free Repair or Replacements	60	10,537	0.6%	0.6%	0.7%	0.8%
% of FP17s Relating to Continuations	43	10,537	0.4%	1.0%	1.2%	1.2%
% of Patients satisfied with the dentistry they have received	13	13	100.0%	91.9%	93.1%	92.8%
% of Patients satisfied with the time they had to wait for an appointment	13	13	100.0%	88.1%	88.8%	88.7%

* This is based on patients treated on this contract for their most recent course of treatment. Figures in italics indicate the base number of FP17s or Patient Questionnaire responses are less than 100. N/A is shown where the base number of responses is less than 10 during the period. % is calculated as Quantity/Base number*100

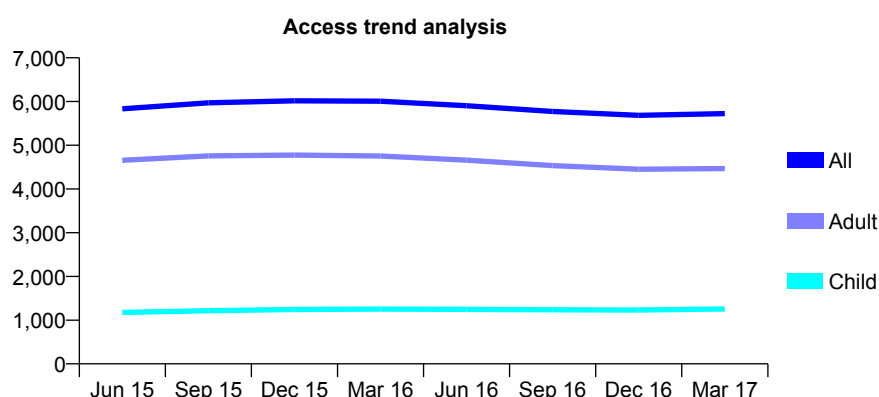
Q67 - Vital Signs At a Glance Contract Report for 653136/0005 - Year end March 2017

Name or company name	MS EJ HARTLE
Contract type name	GDS Contract
Purpose of contract	General
Contract start date	15/11/2010
Contract end date	

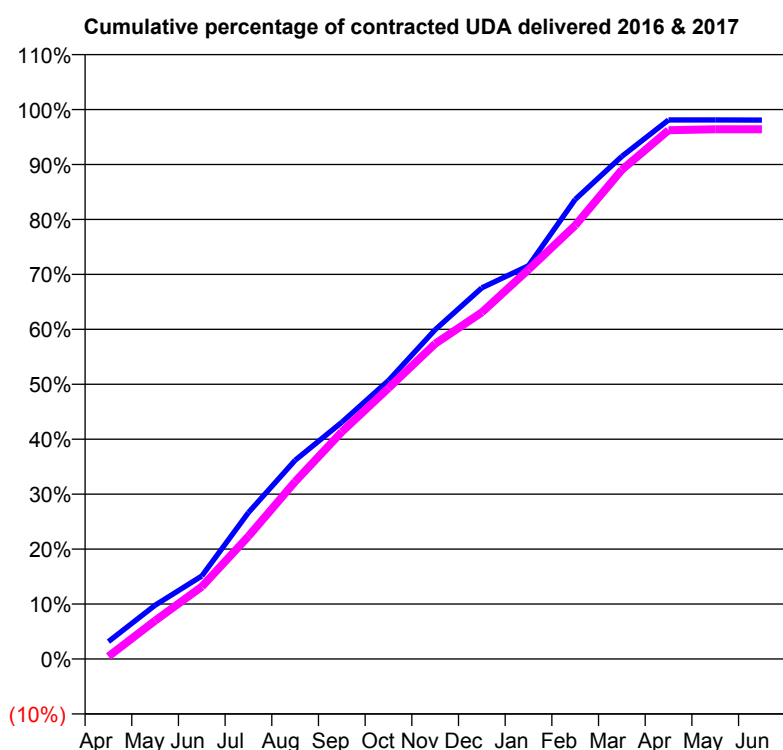
16/17 Contracted general activity (UDA)	16,000
Carry forward general activity (UDA)	307
16/17 Contracted orthodontic activity (UOA)	0
Carry forward orthodontic activity (UOA)	0
Baseline contract value	£404,103.23

ACCESS*

Patients seen in 24 months	Total	Change since previous quarter
Quarter ending March 2016	6,006	
Quarter ending June 2016	5,905	↓
Quarter ending September 2016	5,771	↓
Quarter ending December 2016	5,683	↓
Quarter ending March 2017	5,723	→
Variance since March 2016	(4.7%)	↓



ACTIVITY



Adjusted Scheduled Activity (UDA)		
Month	2016	2017
April	507	75
May	1,566	1,117
June	2,417	2,108
July	4,266	3,576
August	5,789	5,165
September	6,892	6,612
October	8,108	7,889
November	9,588	9,182
December	10,806	10,092
January	11,454	11,341
February	13,381	12,623
March	14,637	14,244
April	15,694	15,398
May	15,697	15,422
June	15,693	15,423

QUALITY

	Quantity	Base Number	Contract	AT	Region	England
% of FP17s for the same patient ID Re-attending within 3 months - Children	67	1,523	4.4%	12.0%	11.9%	12.3%
% of FP17s for the same patient ID Re-attending within 3 months - Adults	756	5,581	13.5%	17.2%	16.6%	16.7%
% of FP17s for the same patient ID Re-attending between 3 & 9 months - Children	589	1,523	38.7%	55.4%	60.2%	57.6%
% of FP17s for the same patient ID Re-attending between 3 & 9 months - Adults	1,941	5,581	34.8%	48.3%	51.5%	50.1%
% of FP17s for Band 1 Urgent Courses	1,056	7,189	14.7%	10.8%	9.5%	9.1%
% of FP17s Relating to Free Repair or Replacements	51	7,189	0.7%	0.6%	0.7%	0.8%
% of FP17s Relating to Continuations	24	7,189	0.3%	1.0%	1.2%	1.2%
% of Patients satisfied with the dentistry they have received	8	9	N/A	91.9%	93.1%	92.8%
% of Patients satisfied with the time they had to wait for an appointment	8	9	N/A	88.1%	88.8%	88.7%

* This is based on patients treated on this contract for their most recent course of treatment. Figures in italics indicate the base number of FP17s or Patient Questionnaire responses are less than 100. N/A is shown where the base number of responses is less than 10 during the period. % is calculated as Quantity/Base number*100

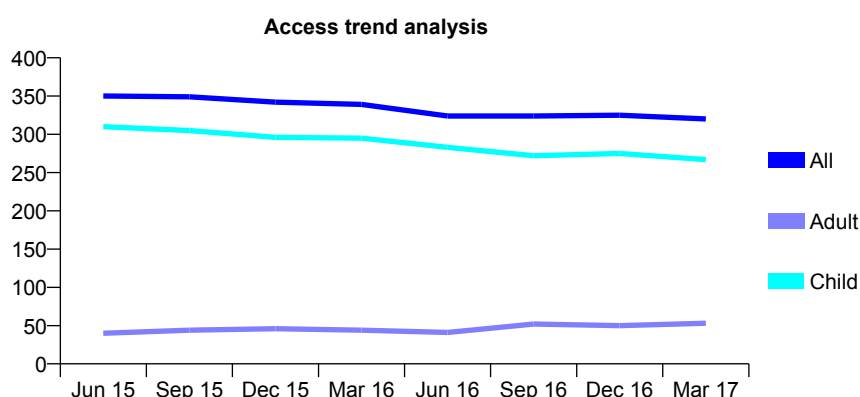
Q67 - Vital Signs At a Glance Contract Report for 661635/0001 - Year end March 2017

Name or company name	MR S SHARMA
Contract type name	GDS Contract
Purpose of contract	General
Contract start date	01/04/2006
Contract end date	

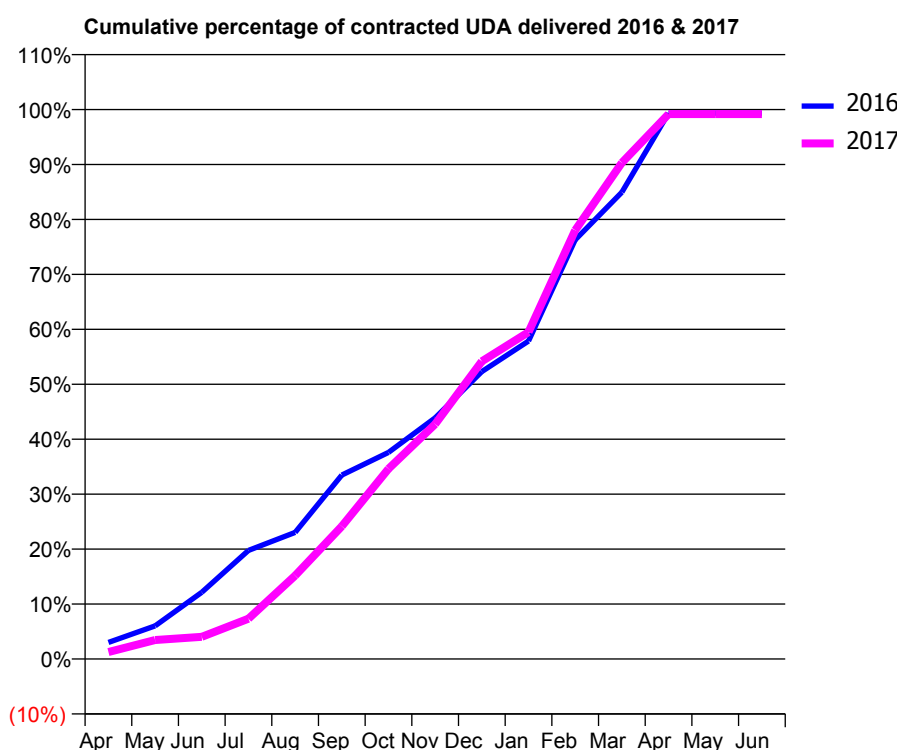
16/17 Contracted general activity (UDA)	701
Carry forward general activity (UDA)	5
16/17 Contracted orthodontic activity (UOA)	0
Carry forward orthodontic activity (UOA)	0
Baseline contract value	£17,139.73

ACCESS*

Patients seen in 24 months	Total	Change since previous quarter
Quarter ending March 2016	339	
Quarter ending June 2016	324	↓
Quarter ending September 2016	324	→
Quarter ending December 2016	325	→
Quarter ending March 2017	320	↓
Variance since March 2016	(5.6%)	↓



ACTIVITY



Month	Adjusted Scheduled Activity (UDA)	
	2016	2017
April	21	9
May	42	24
June	85	28
July	139	51
August	162	106
September	235	169
October	264	243
November	308	300
December	367	380
January	406	417
February	535	547
March	595	633
April	696	695
May	696	695
June	696	695

QUALITY

	Quantity	Base Number	Contract	AT	Region	England
% of FP17s for the same patient ID Re-attending within 3 months - Children	38	405	9.4%	12.0%	11.9%	12.3%
% of FP17s for the same patient ID Re-attending within 3 months - Adults	1	27	3.7%	17.2%	16.6%	16.7%
% of FP17s for the same patient ID Re-attending between 3 & 9 months - Children	202	405	49.9%	55.4%	60.2%	57.6%
% of FP17s for the same patient ID Re-attending between 3 & 9 months - Adults	11	27	40.7%	48.3%	51.5%	50.1%
% of FP17s for Band 1 Urgent Courses	6	402	1.5%	10.8%	9.5%	9.1%
% of FP17s Relating to Free Repair or Replacements	0	402	0.0%	0.6%	0.7%	0.8%
% of FP17s Relating to Continuations	0	402	0.0%	1.0%	1.2%	1.2%
% of Patients satisfied with the dentistry they have received	0	0	N/A	91.9%	93.1%	92.8%
% of Patients satisfied with the time they had to wait for an appointment	0	0	N/A	88.1%	88.8%	88.7%

* This is based on patients treated on this contract for their most recent course of treatment. Figures in italics indicate the base number of FP17s or Patient Questionnaire responses are less than 100. N/A is shown where the base number of responses is less than 10 during the period. % is calculated as Quantity/Base number*100

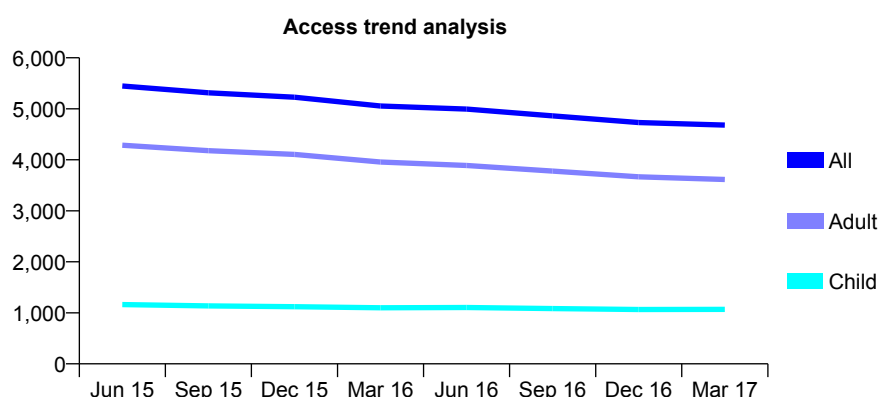
Q67 - Vital Signs At a Glance Contract Report for 664197/0001 - Year end March 2017

Name or company name	MR D RYAN
Contract type name	GDS Contract
Purpose of contract	General
Contract start date	01/04/2006
Contract end date	

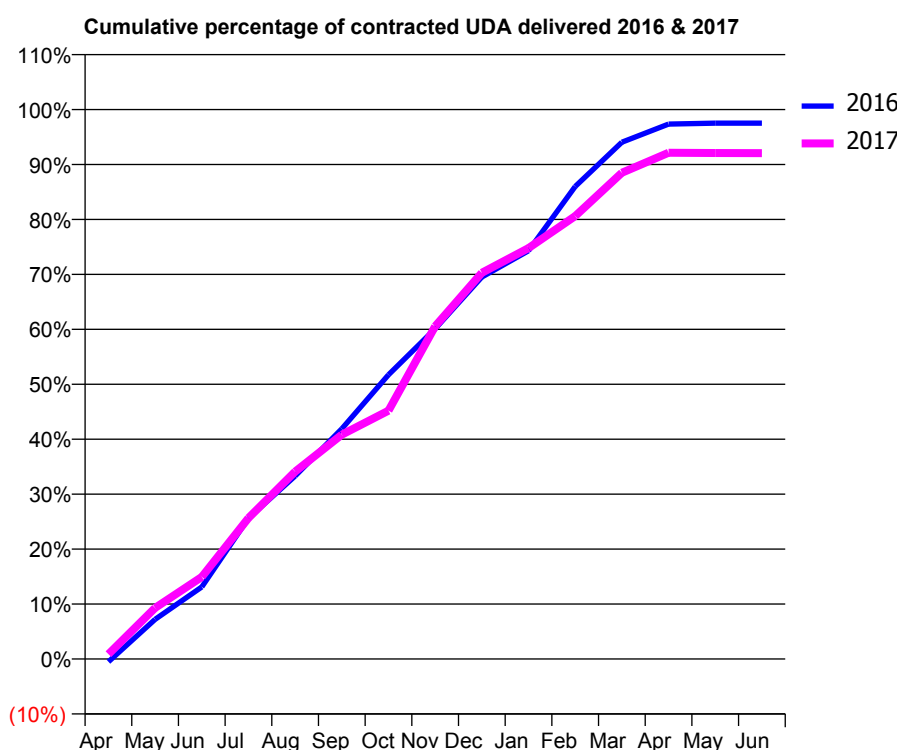
16/17 Contracted general activity (UDA)	14,200
Carry forward general activity (UDA)	353
16/17 Contracted orthodontic activity (UOA)	0
Carry forward orthodontic activity (UOA)	0
Baseline contract value	£350,993.18

ACCESS*

Patients seen in 24 months	Total	Change since previous quarter
Quarter ending March 2016	5,056	
Quarter ending June 2016	4,994	↓
Quarter ending September 2016	4,862	↓
Quarter ending December 2016	4,731	↓
Quarter ending March 2017	4,682	↓
Variance since March 2016	(7.4%)	↓



ACTIVITY



Month	Adjusted Scheduled Activity (UDA)	
	2016	2017
April	-74	126
May	1,026	1,322
June	1,863	2,120
July	3,639	3,644
August	4,728	4,843
September	5,948	5,797
October	7,344	6,419
November	8,535	8,598
December	9,872	9,983
January	10,549	10,620
February	12,212	11,447
March	13,356	12,565
April	13,825	13,082
May	13,847	13,076
June	13,847	13,073

QUALITY

	Quantity	Base Number	Contract	AT	Region	England
% of FP17s for the same patient ID Re-attending within 3 months - Children	90	1,357	6.6%	12.0%	11.9%	12.3%
% of FP17s for the same patient ID Re-attending within 3 months - Adults	706	4,587	15.4%	17.2%	16.6%	16.7%
% of FP17s for the same patient ID Re-attending between 3 & 9 months - Children	572	1,357	42.2%	55.4%	60.2%	57.6%
% of FP17s for the same patient ID Re-attending between 3 & 9 months - Adults	1,846	4,587	40.2%	48.3%	51.5%	50.1%
% of FP17s for Band 1 Urgent Courses	1,101	5,936	18.5%	10.8%	9.5%	9.1%
% of FP17s Relating to Free Repair or Replacements	32	5,936	0.5%	0.6%	0.7%	0.8%
% of FP17s Relating to Continuations	4	5,936	0.1%	1.0%	1.2%	1.2%
% of Patients satisfied with the dentistry they have received	13	13	100.0%	91.9%	93.1%	92.8%
% of Patients satisfied with the time they had to wait for an appointment	13	13	100.0%	88.1%	88.8%	88.7%

* This is based on patients treated on this contract for their most recent course of treatment. Figures in italics indicate the base number of FP17s or Patient Questionnaire responses are less than 100. N/A is shown where the base number of responses is less than 10 during the period. % is calculated as Quantity/Base number*100

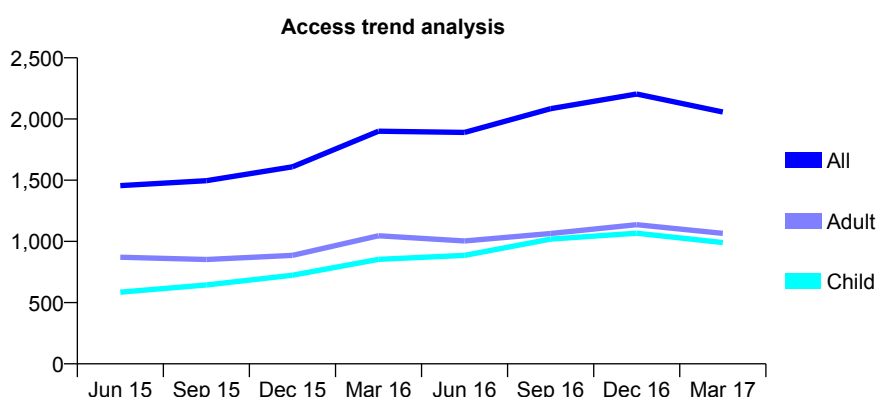
Q67 - Vital Signs At a Glance Contract Report for 664197/0005 - Year end March 2017

Name or company name	MR D RYAN
Contract type name	PDS Contract
Purpose of contract	General
Contract start date	01/04/2007
Contract end date	31/03/2026

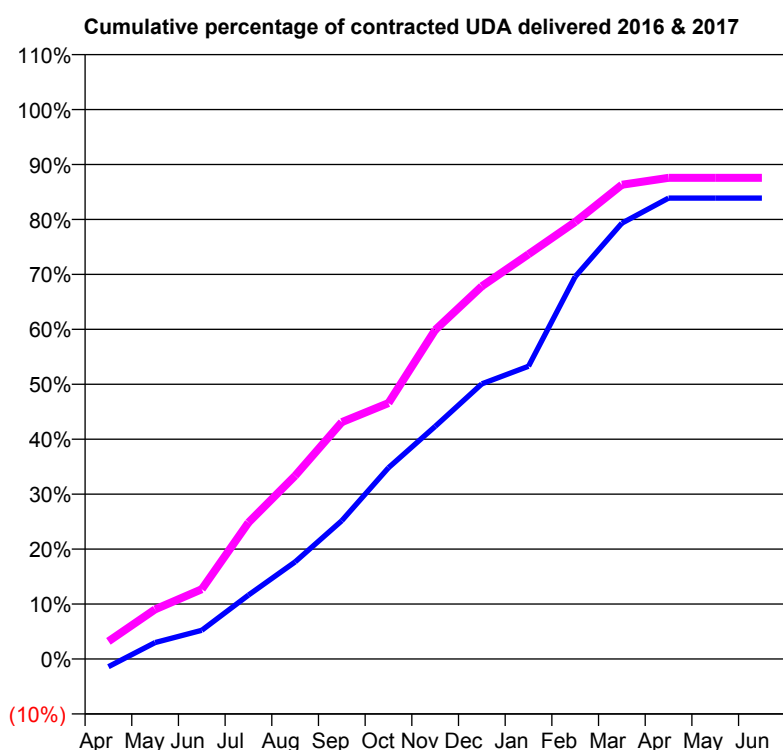
16/17 Contracted general activity (UDA)	7,262
Carry forward general activity (UDA)	0
16/17 Contracted orthodontic activity (UOA)	0
Carry forward orthodontic activity (UOA)	0
Baseline contract value	£365,240.06

ACCESS*

Patients seen in 24 months	Total	Change since previous quarter
Quarter ending March 2016	1,900	
Quarter ending June 2016	1,890	→
Quarter ending September 2016	2,084	↑
Quarter ending December 2016	2,204	↑
Quarter ending March 2017	2,057	↓
Variance since March 2016	8.3%	↑



ACTIVITY



Adjusted Scheduled Activity (UDA)		
Month	2016	2017
April	-103	234
May	217	656
June	379	923
July	845	1,804
August	1,283	2,422
September	1,829	3,130
October	2,528	3,382
November	3,074	4,349
December	3,636	4,926
January	3,869	5,350
February	5,053	5,775
March	5,760	6,267
April	6,091	6,360
May	6,091	6,360
June	6,091	6,360

QUALITY

	Quantity	Base Number	Contract	AT	Region	England
% of FP17s for the same patient ID Re-attending within 3 months - Children	8	1,199	0.7%	12.0%	11.9%	12.3%
% of FP17s for the same patient ID Re-attending within 3 months - Adults	11	1,024	1.1%	17.2%	16.6%	16.7%
% of FP17s for the same patient ID Re-attending between 3 & 9 months - Children	5	1,199	0.4%	55.4%	60.2%	57.6%
% of FP17s for the same patient ID Re-attending between 3 & 9 months - Adults	8	1,024	0.8%	48.3%	51.5%	50.1%
% of FP17s for Band 1 Urgent Courses	5	2,139	0.2%	10.8%	9.5%	9.1%
% of FP17s Relating to Free Repair or Replacements	3	2,139	0.1%	0.6%	0.7%	0.8%
% of FP17s Relating to Continuations	2	2,139	0.1%	1.0%	1.2%	1.2%
% of Patients satisfied with the dentistry they have received	1	1	N/A	91.9%	93.1%	92.8%
% of Patients satisfied with the time they had to wait for an appointment	0	1	N/A	88.1%	88.8%	88.7%

* This is based on patients treated on this contract for their most recent course of treatment. Figures in italics indicate the base number of FP17s or Patient Questionnaire responses are less than 100. N/A is shown where the base number of responses is less than 10 during the period. % is calculated as Quantity/Base number*100

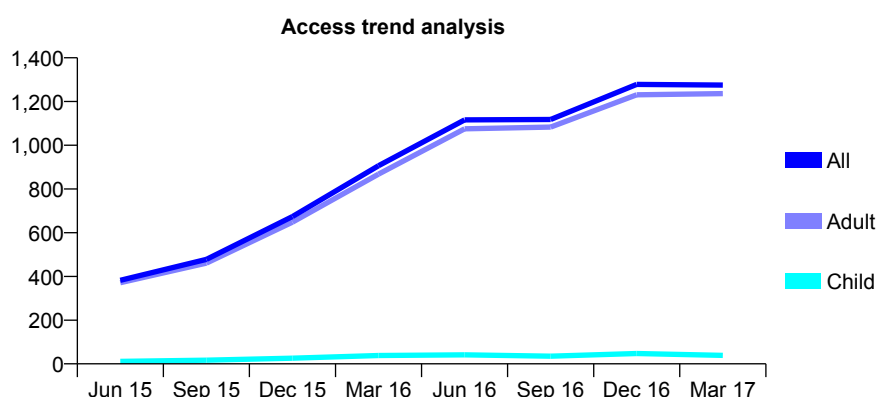
Q67 - Vital Signs At a Glance Contract Report for 664197/0008 - Year end March 2017

Name or company name	MR D RYAN
Contract type name	PDS Contract
Purpose of contract	General
Contract start date	01/04/2011
Contract end date	31/03/2026

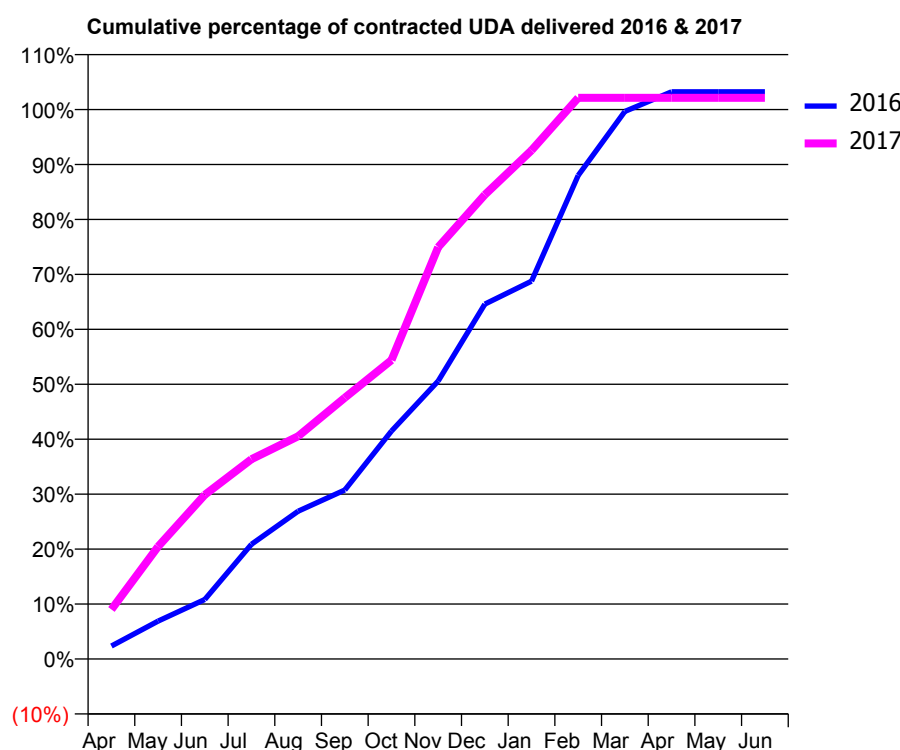
16/17 Contracted general activity (UDA)	3,680
Carry forward general activity (UDA)	-74
16/17 Contracted orthodontic activity (UOA)	0
Carry forward orthodontic activity (UOA)	0
Baseline contract value	£187,733.31

ACCESS*

Patients seen in 24 months	Total	Change since previous quarter
Quarter ending March 2016	906	
Quarter ending June 2016	1,116	↑
Quarter ending September 2016	1,118	→
Quarter ending December 2016	1,278	↑
Quarter ending March 2017	1,275	→
Variance since March 2016	40.7%	↑



ACTIVITY



Adjusted Scheduled Activity (UDA)		
Month	2016	2017
April	87	332
May	254	753
June	398	1,100
July	769	1,338
August	990	1,492
September	1,132	1,750
October	1,527	2,002
November	1,862	2,758
December	2,377	3,109
January	2,531	3,406
February	3,239	3,758
March	3,667	3,758
April	3,799	3,758
May	3,799	3,758
June	3,799	3,758

QUALITY

	Quantity	Base Number	Contract	AT	Region	England
% of FP17s for the same patient ID Re-attending within 3 months - Children	0	50	0.0%	12.0%	11.9%	12.3%
% of FP17s for the same patient ID Re-attending within 3 months - Adults	4	1,239	0.3%	17.2%	16.6%	16.7%
% of FP17s for the same patient ID Re-attending between 3 & 9 months - Children	0	50	0.0%	55.4%	60.2%	57.6%
% of FP17s for the same patient ID Re-attending between 3 & 9 months - Adults	3	1,239	0.2%	48.3%	51.5%	50.1%
% of FP17s for Band 1 Urgent Courses	0	1,239	0.0%	10.8%	9.5%	9.1%
% of FP17s Relating to Free Repair or Replacements	0	1,239	0.0%	0.6%	0.7%	0.8%
% of FP17s Relating to Continuations	0	1,239	0.0%	1.0%	1.2%	1.2%
% of Patients satisfied with the dentistry they have received	0	0	N/A	91.9%	93.1%	92.8%
% of Patients satisfied with the time they had to wait for an appointment	0	0	N/A	88.1%	88.8%	88.7%

* This is based on patients treated on this contract for their most recent course of treatment. Figures in italics indicate the base number of FP17s or Patient Questionnaire responses are less than 100. N/A is shown where the base number of responses is less than 10 during the period. % is calculated as Quantity/Base number*100

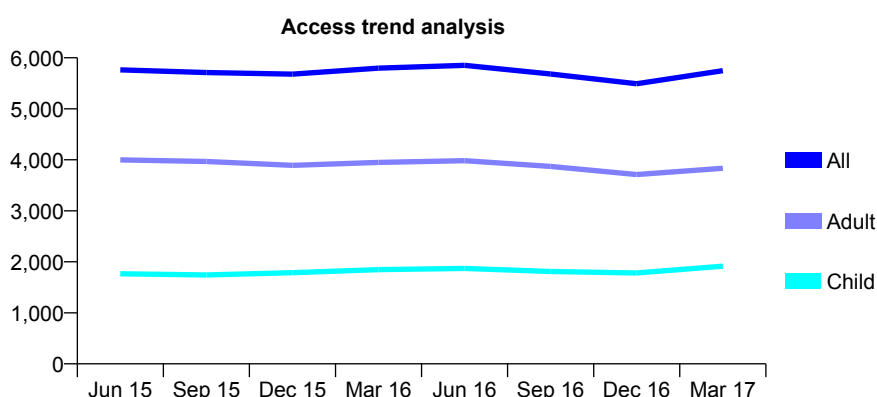
Q67 - Vital Signs At a Glance Contract Report for 678481/0001 - Year end March 2017

Name or company name	MR R TRIVEDI
Contract type name	GDS Contract
Purpose of contract	General
Contract start date	01/04/2006
Contract end date	

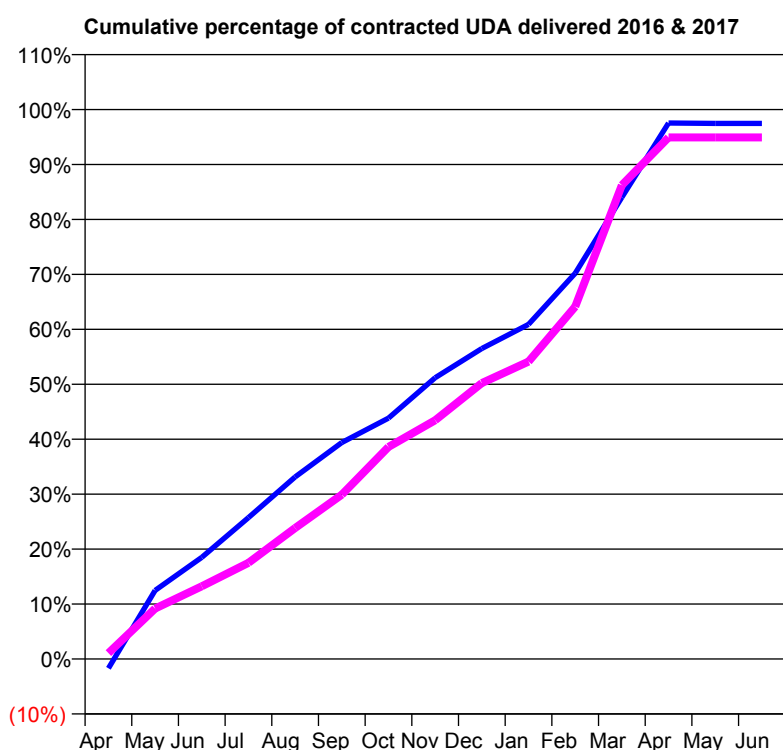
16/17 Contracted general activity (UDA)	15,541
Carry forward general activity (UDA)	394
16/17 Contracted orthodontic activity (UOA)	0
Carry forward orthodontic activity (UOA)	0
Baseline contract value	£401,122.77

ACCESS*

Patients seen in 24 months	Total	Change since previous quarter
Quarter ending March 2016	5,798	
Quarter ending June 2016	5,852	→
Quarter ending September 2016	5,682	↓
Quarter ending December 2016	5,492	↓
Quarter ending March 2017	5,749	↑
Variance since March 2016	(0.8%)	→



ACTIVITY



Adjusted Scheduled Activity (UDA)		
Month	2016	2017
April	-267	166
May	1,941	1,427
June	2,875	2,059
July	4,000	2,720
August	5,150	3,705
September	6,125	4,650
October	6,811	5,998
November	7,954	6,751
December	8,783	7,803
January	9,464	8,414
February	10,907	9,967
March	13,060	13,400
April	15,158	14,750
May	15,147	14,752
June	15,147	14,752

QUALITY

	Quantity	Base Number	Contract	AT	Region	England
% of FP17s for the same patient ID Re-attending within 3 months - Children	214	2,491	8.6%	12.0%	11.9%	12.3%
% of FP17s for the same patient ID Re-attending within 3 months - Adults	870	4,710	18.5%	17.2%	16.6%	16.7%
% of FP17s for the same patient ID Re-attending between 3 & 9 months - Children	940	2,491	37.7%	55.4%	60.2%	57.6%
% of FP17s for the same patient ID Re-attending between 3 & 9 months - Adults	1,542	4,710	32.7%	48.3%	51.5%	50.1%
% of FP17s for Band 1 Urgent Courses	1,051	6,572	16.0%	10.8%	9.5%	9.1%
% of FP17s Relating to Free Repair or Replacements	8	6,572	0.1%	0.6%	0.7%	0.8%
% of FP17s Relating to Continuations	129	6,572	2.0%	1.0%	1.2%	1.2%
% of Patients satisfied with the dentistry they have received	32	33	97.0%	91.9%	93.1%	92.8%
% of Patients satisfied with the time they had to wait for an appointment	26	33	78.8%	88.1%	88.8%	88.7%

* This is based on patients treated on this contract for their most recent course of treatment. Figures in italics indicate the base number of FP17s or Patient Questionnaire responses are less than 100. N/A is shown where the base number of responses is less than 10 during the period. % is calculated as Quantity/Base number*100

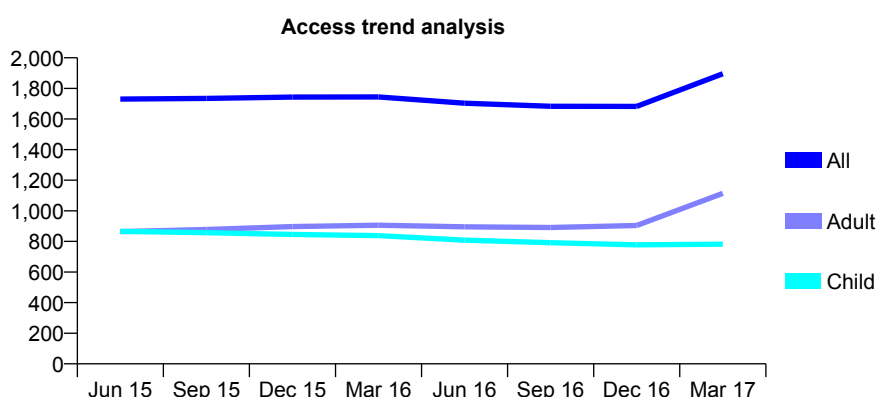
Q67 - Vital Signs At a Glance Contract Report for 687421/0001 - Year end March 2017

Name or company name	MR VM MOODALEY
Contract type name	GDS Contract
Purpose of contract	General
Contract start date	09/05/2011
Contract end date	

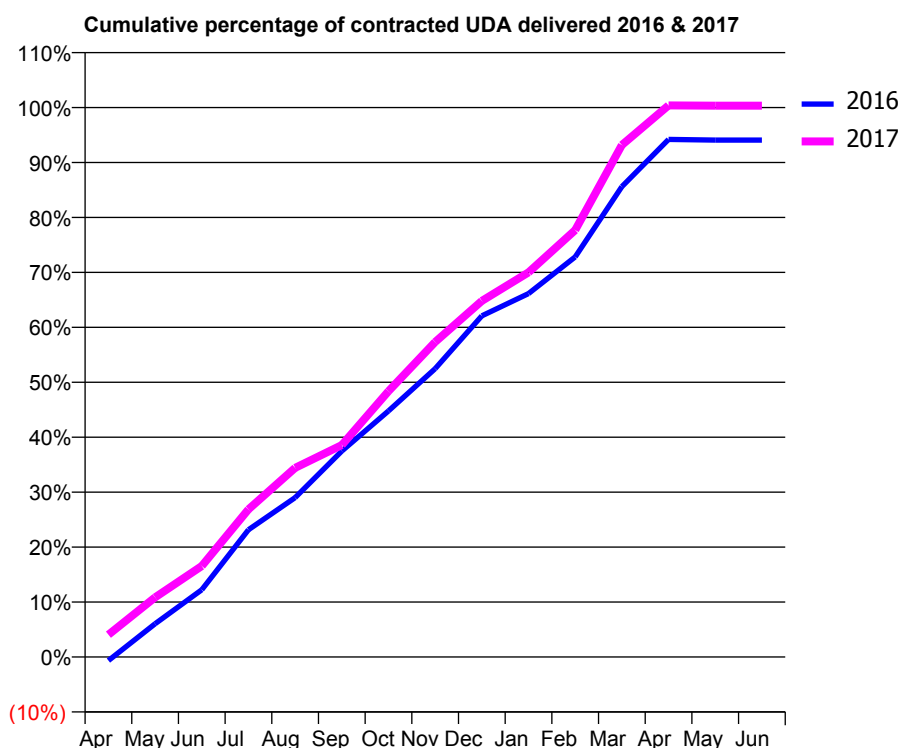
16/17 Contracted general activity (UDA)	5,770
Carry forward general activity (UDA)	0
16/17 Contracted orthodontic activity (UOA)	0
Carry forward orthodontic activity (UOA)	0
Baseline contract value	£128,235.12

ACCESS*

Patients seen in 24 months	Total	Change since previous quarter
Quarter ending March 2016	1,744	
Quarter ending June 2016	1,703	↓
Quarter ending September 2016	1,683	↓
Quarter ending December 2016	1,682	→
Quarter ending March 2017	1,896	↑
Variance since March 2016	8.7%	↑



ACTIVITY



Month	Adjusted Scheduled Activity (UDA)	
	2016	2017
April	-39	235
May	349	626
June	707	955
July	1,336	1,551
August	1,675	1,987
September	2,163	2,226
October	2,584	2,791
November	3,029	3,308
December	3,582	3,739
January	3,816	4,039
February	4,201	4,483
March	4,939	5,376
April	5,435	5,791
May	5,428	5,789
June	5,428	5,789

QUALITY

	Quantity	Base Number	Contract	AT	Region	England
% of FP17s for the same patient ID Re-attending within 3 months - Children	71	1,268	5.6%	12.0%	11.9%	12.3%
% of FP17s for the same patient ID Re-attending within 3 months - Adults	186	1,479	12.6%	17.2%	16.6%	16.7%
% of FP17s for the same patient ID Re-attending between 3 & 9 months - Children	845	1,268	66.6%	55.4%	60.2%	57.6%
% of FP17s for the same patient ID Re-attending between 3 & 9 months - Adults	809	1,479	54.7%	48.3%	51.5%	50.1%
% of FP17s for Band 1 Urgent Courses	97	2,690	3.6%	10.8%	9.5%	9.1%
% of FP17s Relating to Free Repair or Replacements	0	2,690	0.0%	0.6%	0.7%	0.8%
% of FP17s Relating to Continuations	0	2,690	0.0%	1.0%	1.2%	1.2%
% of Patients satisfied with the dentistry they have received	4	4	N/A	91.9%	93.1%	92.8%
% of Patients satisfied with the time they had to wait for an appointment	4	4	N/A	88.1%	88.8%	88.7%

* This is based on patients treated on this contract for their most recent course of treatment. Figures in italics indicate the base number of FP17s or Patient Questionnaire responses are less than 100. N/A is shown where the base number of responses is less than 10 during the period. % is calculated as Quantity/Base number*100

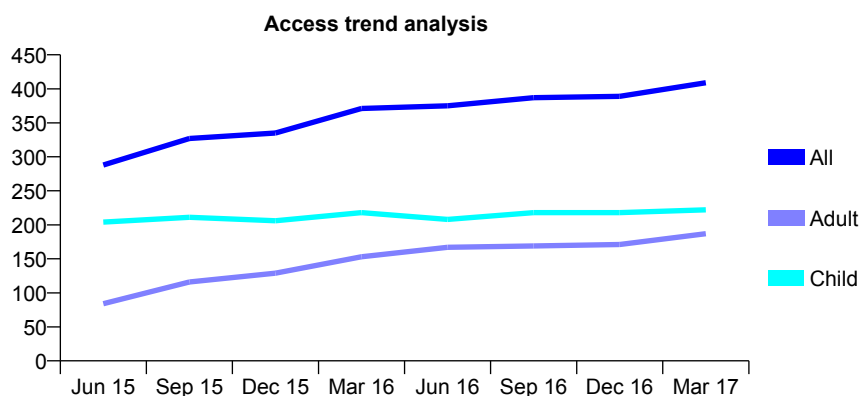
Q67 - Vital Signs At a Glance Contract Report for 719439/0001 - Year end March 2017

Name or company name	MR JR PATEL
Contract type name	GDS Contract
Purpose of contract	General
Contract start date	01/04/2014
Contract end date	

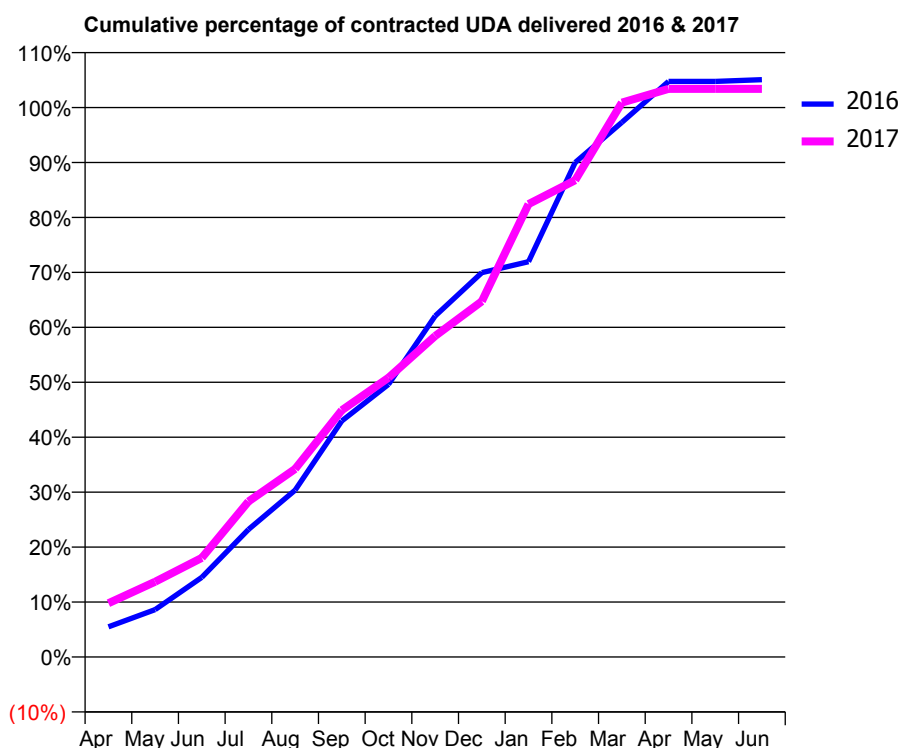
16/17 Contracted general activity (UDA)	1,000
Carry forward general activity (UDA)	-20
16/17 Contracted orthodontic activity (UOA)	0
Carry forward orthodontic activity (UOA)	0
Baseline contract value	£24,450.38

ACCESS*

Patients seen in 24 months	Total	Change since previous quarter
Quarter ending March 2016	371	
Quarter ending June 2016	375	→
Quarter ending September 2016	387	↑
Quarter ending December 2016	389	→
Quarter ending March 2017	409	↑
Variance since March 2016	10.2%	↑



ACTIVITY



Adjusted Scheduled Activity (UDA)		
Month	2016	2017
April	55	98
May	86	137
June	145	180
July	232	283
August	304	342
September	430	449
October	496	508
November	621	584
December	699	647
January	719	824
February	900	868
March	973	1,009
April	1,048	1,034
May	1,048	1,034
June	1,051	1,034

QUALITY

	Quantity	Base Number	Contract	AT	Region	England
% of FP17s for the same patient ID Re-attending within 3 months - Children	31	434	7.1%	12.0%	11.9%	12.3%
% of FP17s for the same patient ID Re-attending within 3 months - Adults	32	209	15.3%	17.2%	16.6%	16.7%
% of FP17s for the same patient ID Re-attending between 3 & 9 months - Children	304	434	70.0%	55.4%	60.2%	57.6%
% of FP17s for the same patient ID Re-attending between 3 & 9 months - Adults	83	209	39.7%	48.3%	51.5%	50.1%
% of FP17s for Band 1 Urgent Courses	40	615	6.5%	10.8%	9.5%	9.1%
% of FP17s Relating to Free Repair or Replacements	0	615	0.0%	0.6%	0.7%	0.8%
% of FP17s Relating to Continuations	1	615	0.2%	1.0%	1.2%	1.2%
% of Patients satisfied with the dentistry they have received	1	1	N/A	91.9%	93.1%	92.8%
% of Patients satisfied with the time they had to wait for an appointment	1	1	N/A	88.1%	88.8%	88.7%

* This is based on patients treated on this contract for their most recent course of treatment. Figures in italics indicate the base number of FP17s or Patient Questionnaire responses are less than 100. N/A is shown where the base number of responses is less than 10 during the period. % is calculated as Quantity/Base number*100

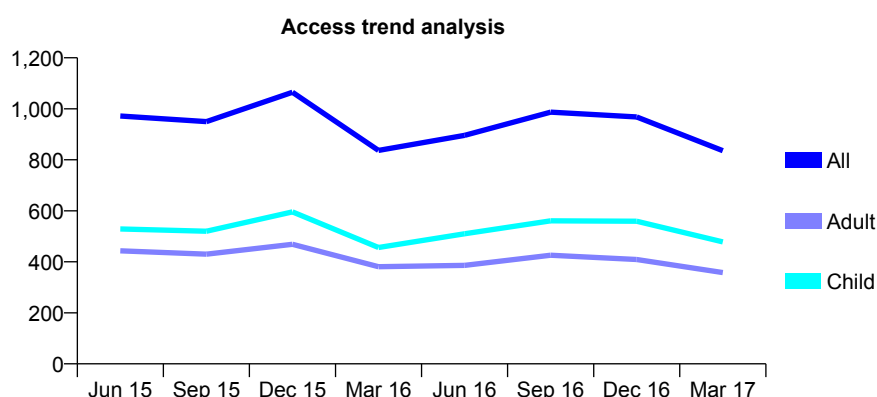
Q67 - Vital Signs At a Glance Contract Report for 732214/0001 - Year end March 2017

Name or company name	MR RH KING
Contract type name	GDS Contract
Purpose of contract	General
Contract start date	01/04/2006
Contract end date	

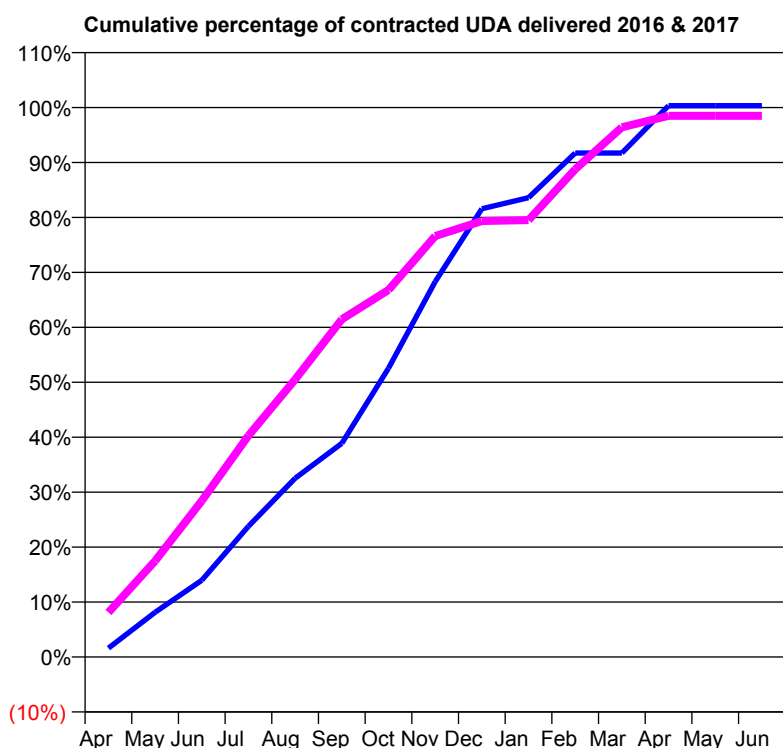
16/17 Contracted general activity (UDA)	2,399
Carry forward general activity (UDA)	-8
16/17 Contracted orthodontic activity (UOA)	0
Carry forward orthodontic activity (UOA)	0
Baseline contract value	£77,172.71

ACCESS*

Patients seen in 24 months	Total	Change since previous quarter
Quarter ending March 2016	837	
Quarter ending June 2016	896	↑
Quarter ending September 2016	987	↑
Quarter ending December 2016	968	↓
Quarter ending March 2017	836	↓
Variance since March 2016	(0.1%)	→



ACTIVITY



Month	Adjusted Scheduled Activity (UDA)	
	2016	2017
April	39	195
May	195	419
June	335	682
July	571	967
August	780	1,212
September	933	1,475
October	1,261	1,602
November	1,639	1,838
December	1,957	1,903
January	2,005	1,907
February	2,200	2,129
March	2,200	2,312
April	2,407	2,363
May	2,407	2,363
June	2,407	2,363

QUALITY

	Quantity	Base Number	Contract	AT	Region	England
% of FP17s for the same patient ID Re-attending within 3 months - Children	36	816	4.4%	12.0%	11.9%	12.3%
% of FP17s for the same patient ID Re-attending within 3 months - Adults	64	516	12.4%	17.2%	16.6%	16.7%
% of FP17s for the same patient ID Re-attending between 3 & 9 months - Children	284	816	34.8%	55.4%	60.2%	57.6%
% of FP17s for the same patient ID Re-attending between 3 & 9 months - Adults	145	516	28.1%	48.3%	51.5%	50.1%
% of FP17s for Band 1 Urgent Courses	143	1,206	11.9%	10.8%	9.5%	9.1%
% of FP17s Relating to Free Repair or Replacements	0	1,206	0.0%	0.6%	0.7%	0.8%
% of FP17s Relating to Continuations	12	1,206	1.0%	1.0%	1.2%	1.2%
% of Patients satisfied with the dentistry they have received	1	1	N/A	91.9%	93.1%	92.8%
% of Patients satisfied with the time they had to wait for an appointment	1	1	N/A	88.1%	88.8%	88.7%

* This is based on patients treated on this contract for their most recent course of treatment. Figures in italics indicate the base number of FP17s or Patient Questionnaire responses are less than 100. N/A is shown where the base number of responses is less than 10 during the period. % is calculated as Quantity/Base number*100

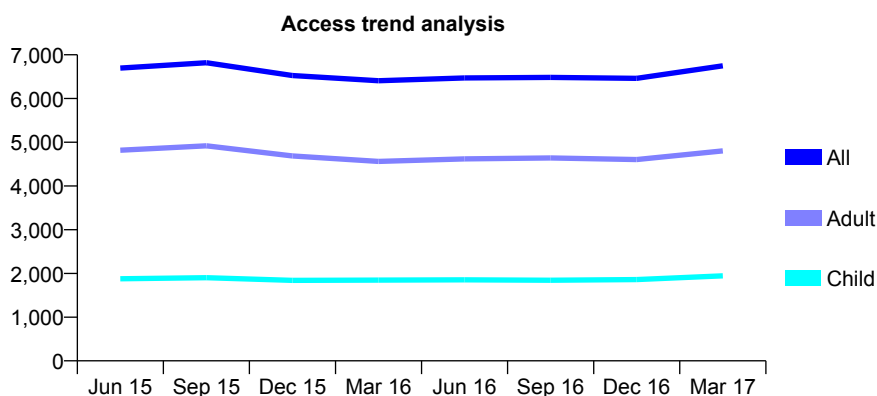
Q67 - Vital Signs At a Glance Contract Report for 736643/0001 - Year end March 2017

Name or company name	MR RM BROWNE
Contract type name	GDS Contract
Purpose of contract	General
Contract start date	01/04/2006
Contract end date	

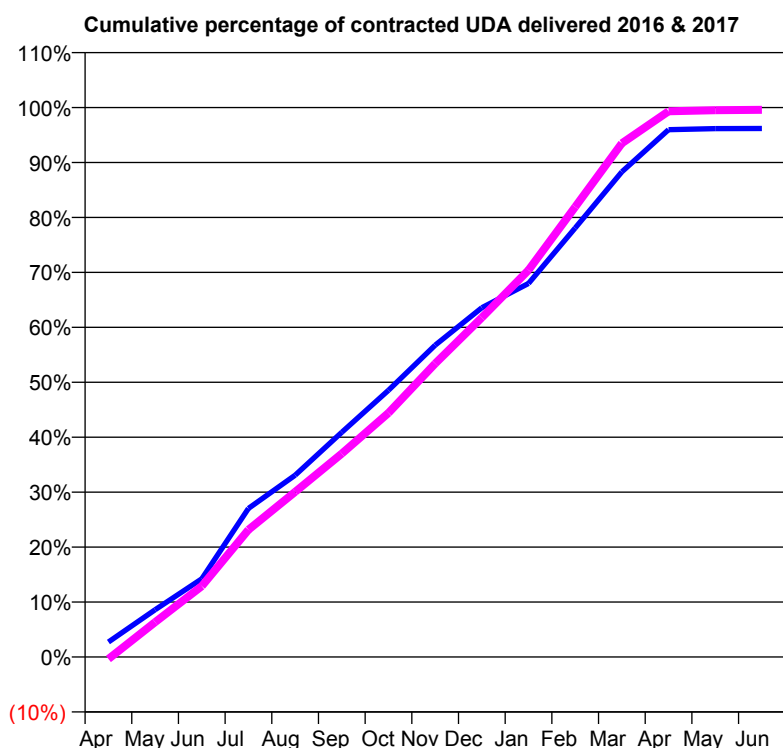
16/17 Contracted general activity (UDA)	16,666
Carry forward general activity (UDA)	637
16/17 Contracted orthodontic activity (UOA)	0
Carry forward orthodontic activity (UOA)	0
Baseline contract value	£388,656.29

ACCESS*

Patients seen in 24 months	Total	Change since previous quarter
Quarter ending March 2016	6,407	
Quarter ending June 2016	6,472	→
Quarter ending September 2016	6,483	→
Quarter ending December 2016	6,463	→
Quarter ending March 2017	6,747	↑
Variance since March 2016	5.3%	↑



ACTIVITY



Adjusted Scheduled Activity (UDA)		
Month	2016	2017
April	453	-64
May	1,432	1,059
June	2,373	2,148
July	4,508	3,861
August	5,514	5,009
September	6,818	6,168
October	8,091	7,402
November	9,457	8,899
December	10,595	10,294
January	11,329	11,735
February	13,014	13,652
March	14,714	15,583
April	15,992	16,551
May	16,024	16,583
June	16,029	16,595

QUALITY

	Quantity	Base Number	Contract	AT	Region	England
% of FP17s for the same patient ID Re-attending within 3 months - Children	175	2,478	7.1%	12.0%	11.9%	12.3%
% of FP17s for the same patient ID Re-attending within 3 months - Adults	940	6,235	15.1%	17.2%	16.6%	16.7%
% of FP17s for the same patient ID Re-attending between 3 & 9 months - Children	1,180	2,478	47.6%	55.4%	60.2%	57.6%
% of FP17s for the same patient ID Re-attending between 3 & 9 months - Adults	2,820	6,235	45.2%	48.3%	51.5%	50.1%
% of FP17s for Band 1 Urgent Courses	1,318	8,497	15.5%	10.8%	9.5%	9.1%
% of FP17s Relating to Free Repair or Replacements	43	8,497	0.5%	0.6%	0.7%	0.8%
% of FP17s Relating to Continuations	19	8,497	0.2%	1.0%	1.2%	1.2%
% of Patients satisfied with the dentistry they have received	17	19	89.5%	91.9%	93.1%	92.8%
% of Patients satisfied with the time they had to wait for an appointment	18	19	94.7%	88.1%	88.8%	88.7%

* This is based on patients treated on this contract for their most recent course of treatment. Figures in italics indicate the base number of FP17s or Patient Questionnaire responses are less than 100. N/A is shown where the base number of responses is less than 10 during the period. % is calculated as Quantity/Base number*100

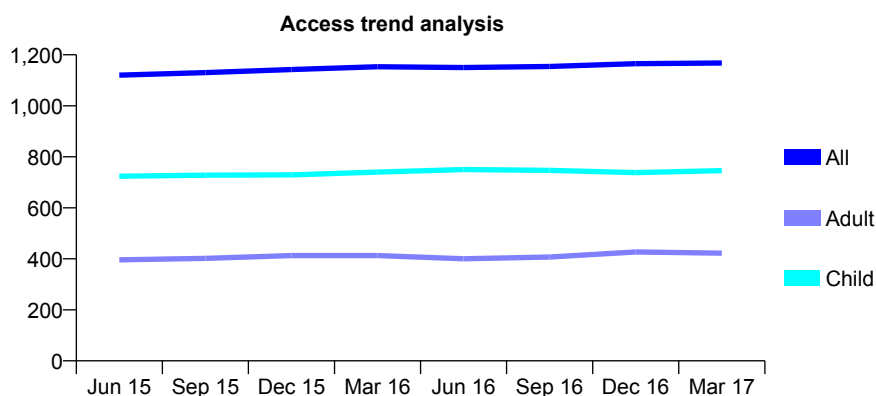
Q67 - Vital Signs At a Glance Contract Report for 740160/0002 - Year end March 2017

Name or company name	MISS HS ABEL
Contract type name	GDS Contract
Purpose of contract	General
Contract start date	01/05/2006
Contract end date	

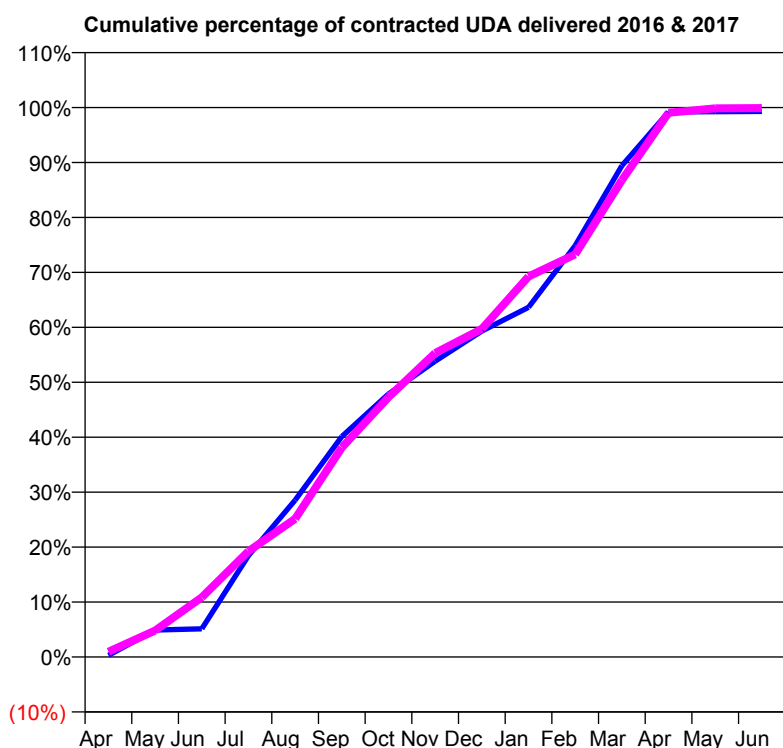
16/17 Contracted general activity (UDA)	2,394
Carry forward general activity (UDA)	17
16/17 Contracted orthodontic activity (UOA)	0
Carry forward orthodontic activity (UOA)	0
Baseline contract value	£59,178.05

ACCESS*

Patients seen in 24 months	Total	Change since previous quarter
Quarter ending March 2016	1,153	
Quarter ending June 2016	1,150	→
Quarter ending September 2016	1,154	→
Quarter ending December 2016	1,165	→
Quarter ending March 2017	1,168	→
Variance since March 2016	1.3%	→



ACTIVITY



Month	Adjusted Scheduled Activity (UDA)	
	2016	2017
April	7	23
May	118	115
June	123	260
July	442	461
August	683	602
September	961	912
October	1,146	1,132
November	1,289	1,324
December	1,420	1,430
January	1,524	1,658
February	1,793	1,754
March	2,140	2,077
April	2,375	2,371
May	2,376	2,390
June	2,377	2,391

QUALITY

	Quantity	Base Number	Contract	AT	Region	England
% of FP17s for the same patient ID Re-attending within 3 months - Children	58	1,031	5.6%	12.0%	11.9%	12.3%
% of FP17s for the same patient ID Re-attending within 3 months - Adults	63	413	15.3%	17.2%	16.6%	16.7%
% of FP17s for the same patient ID Re-attending between 3 & 9 months - Children	562	1,031	54.5%	55.4%	60.2%	57.6%
% of FP17s for the same patient ID Re-attending between 3 & 9 months - Adults	177	413	42.9%	48.3%	51.5%	50.1%
% of FP17s for Band 1 Urgent Courses	75	1,464	5.1%	10.8%	9.5%	9.1%
% of FP17s Relating to Free Repair or Replacements	1	1,464	0.1%	0.6%	0.7%	0.8%
% of FP17s Relating to Continuations	1	1,464	0.1%	1.0%	1.2%	1.2%
% of Patients satisfied with the dentistry they have received	1	1	N/A	91.9%	93.1%	92.8%
% of Patients satisfied with the time they had to wait for an appointment	1	1	N/A	88.1%	88.8%	88.7%

* This is based on patients treated on this contract for their most recent course of treatment. Figures in italics indicate the base number of FP17s or Patient Questionnaire responses are less than 100. N/A is shown where the base number of responses is less than 10 during the period. % is calculated as Quantity/Base number*100

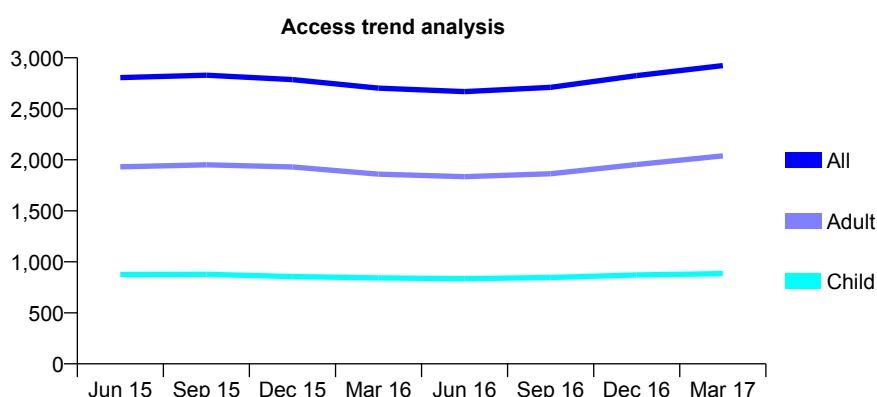
Q67 - Vital Signs At a Glance Contract Report for 741299/0001 - Year end March 2017

Name or company name	MISS DH QUIGLEY
Contract type name	GDS Contract
Purpose of contract	General
Contract start date	01/04/2006
Contract end date	

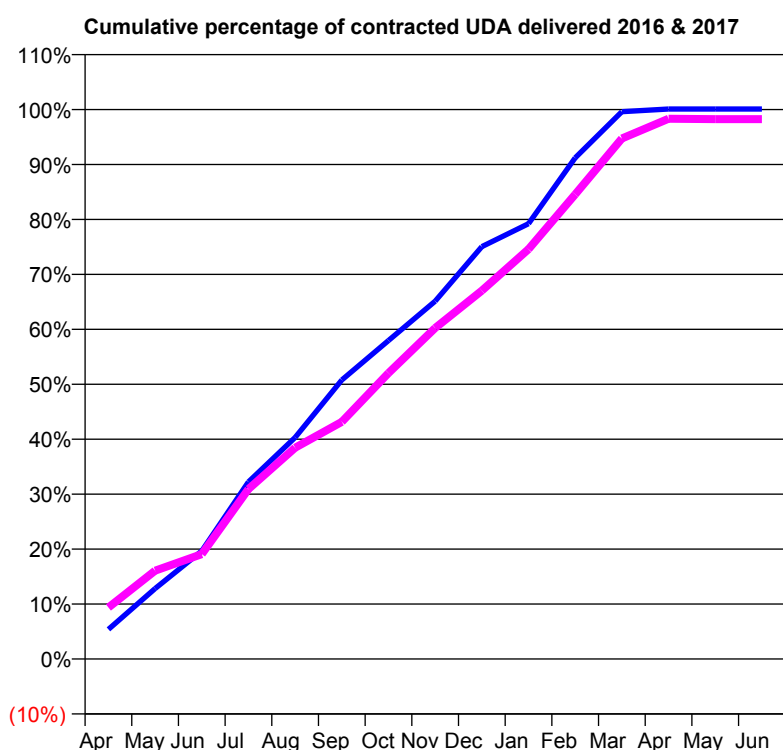
16/17 Contracted general activity (UDA)	8,032
Carry forward general activity (UDA)	-8
16/17 Contracted orthodontic activity (UOA)	0
Carry forward orthodontic activity (UOA)	0
Baseline contract value	£196,385.58

ACCESS*

Patients seen in 24 months	Total	Change since previous quarter
Quarter ending March 2016	2,703	
Quarter ending June 2016	2,669	↓
Quarter ending September 2016	2,711	→
Quarter ending December 2016	2,825	↑
Quarter ending March 2017	2,923	↑
Variance since March 2016	8.1%	↑



ACTIVITY



Adjusted Scheduled Activity (UDA)		
Month	2016	2017
April	433	753
May	1,029	1,291
June	1,580	1,533
July	2,589	2,485
August	3,239	3,089
September	4,079	3,467
October	4,655	4,179
November	5,231	4,838
December	6,028	5,384
January	6,363	5,991
February	7,327	6,792
March	8,001	7,609
April	8,040	7,896
May	8,040	7,891
June	8,040	7,891

QUALITY

	Quantity	Base Number	Contract	AT	Region	England
% of FP17s for the same patient ID Re-attending within 3 months - Children	123	1,238	9.9%	12.0%	11.9%	12.3%
% of FP17s for the same patient ID Re-attending within 3 months - Adults	376	2,661	14.1%	17.2%	16.6%	16.7%
% of FP17s for the same patient ID Re-attending between 3 & 9 months - Children	709	1,238	57.3%	55.4%	60.2%	57.6%
% of FP17s for the same patient ID Re-attending between 3 & 9 months - Adults	1,273	2,661	47.8%	48.3%	51.5%	50.1%
% of FP17s for Band 1 Urgent Courses	282	4,022	7.0%	10.8%	9.5%	9.1%
% of FP17s Relating to Free Repair or Replacements	11	4,022	0.3%	0.6%	0.7%	0.8%
% of FP17s Relating to Continuations	89	4,022	2.2%	1.0%	1.2%	1.2%
% of Patients satisfied with the dentistry they have received	10	12	83.3%	91.9%	93.1%	92.8%
% of Patients satisfied with the time they had to wait for an appointment	12	12	100.0%	88.1%	88.8%	88.7%

* This is based on patients treated on this contract for their most recent course of treatment. Figures in italics indicate the base number of FP17s or Patient Questionnaire responses are less than 100. N/A is shown where the base number of responses is less than 10 during the period. % is calculated as Quantity/Base number*100

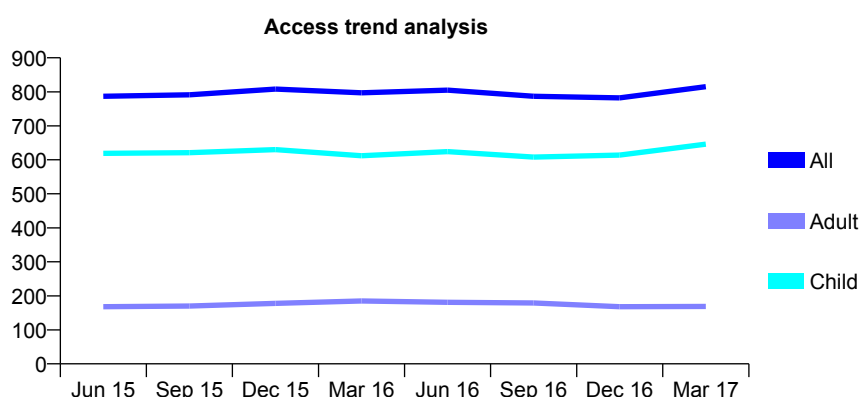
Q67 - Vital Signs At a Glance Contract Report for 741442/0001 - Year end March 2017

Name or company name	MR IC SMALL
Contract type name	GDS Contract
Purpose of contract	General
Contract start date	01/04/2006
Contract end date	

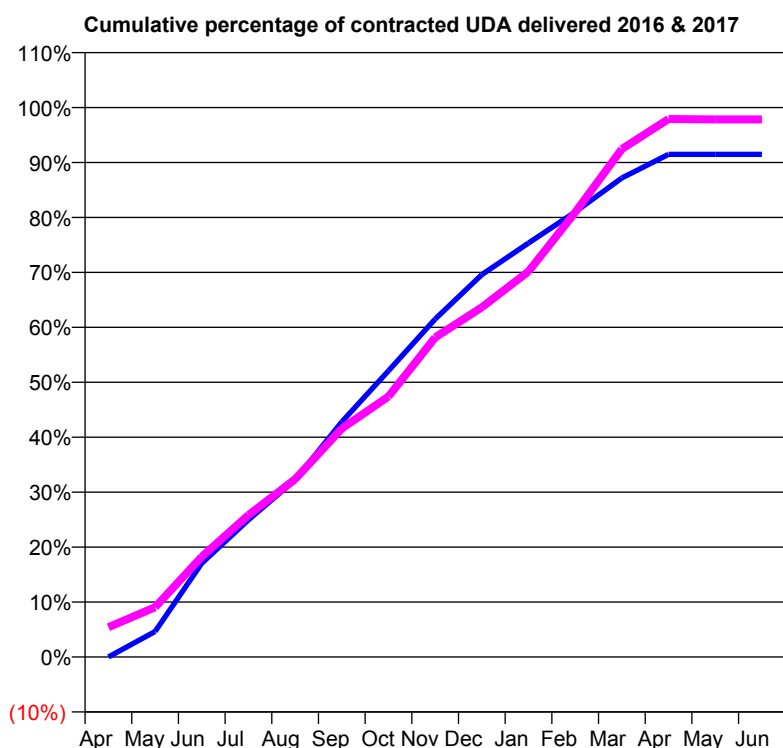
16/17 Contracted general activity (UDA)	1,444
Carry forward general activity (UDA)	0
16/17 Contracted orthodontic activity (UOA)	0
Carry forward orthodontic activity (UOA)	0
Baseline contract value	£32,093.88

ACCESS*

Patients seen in 24 months	Total	Change since previous quarter
Quarter ending March 2016	797	
Quarter ending June 2016	805	→
Quarter ending September 2016	787	↓
Quarter ending December 2016	782	→
Quarter ending March 2017	815	↑
Variance since March 2016	2.3%	↑



ACTIVITY



Adjusted Scheduled Activity (UDA)		
Month	2016	2017
April	0	78
May	67	131
June	246	264
July	360	373
August	465	467
September	618	600
October	752	685
November	888	840
December	1,005	919
January	1,088	1,013
February	1,170	1,169
March	1,259	1,335
April	1,321	1,414
May	1,321	1,413
June	1,321	1,413

QUALITY

	Quantity	Base Number	Contract	AT	Region	England
% of FP17s for the same patient ID Re-attending within 3 months - Children	39	824	4.7%	12.0%	11.9%	12.3%
% of FP17s for the same patient ID Re-attending within 3 months - Adults	7	109	6.4%	17.2%	16.6%	16.7%
% of FP17s for the same patient ID Re-attending between 3 & 9 months - Children	287	824	34.8%	55.4%	60.2%	57.6%
% of FP17s for the same patient ID Re-attending between 3 & 9 months - Adults	30	109	27.5%	48.3%	51.5%	50.1%
% of FP17s for Band 1 Urgent Courses	23	933	2.5%	10.8%	9.5%	9.1%
% of FP17s Relating to Free Repair or Replacements	0	933	0.0%	0.6%	0.7%	0.8%
% of FP17s Relating to Continuations	0	933	0.0%	1.0%	1.2%	1.2%
% of Patients satisfied with the dentistry they have received	2	2	N/A	91.9%	93.1%	92.8%
% of Patients satisfied with the time they had to wait for an appointment	2	2	N/A	88.1%	88.8%	88.7%

* This is based on patients treated on this contract for their most recent course of treatment. Figures in italics indicate the base number of FP17s or Patient Questionnaire responses are less than 100. N/A is shown where the base number of responses is less than 10 during the period. % is calculated as Quantity/Base number*100

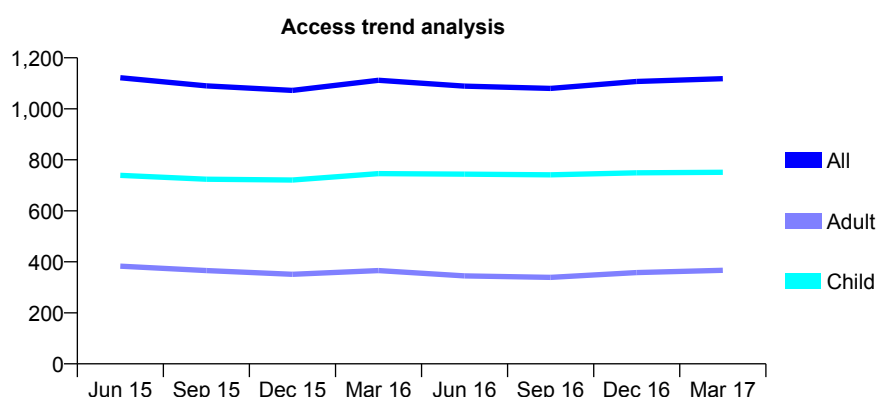
Q67 - Vital Signs At a Glance Contract Report for 741809/0001 - Year end March 2017

Name or company name	MISS KS LEWIS
Contract type name	GDS Contract
Purpose of contract	General
Contract start date	01/04/2006
Contract end date	

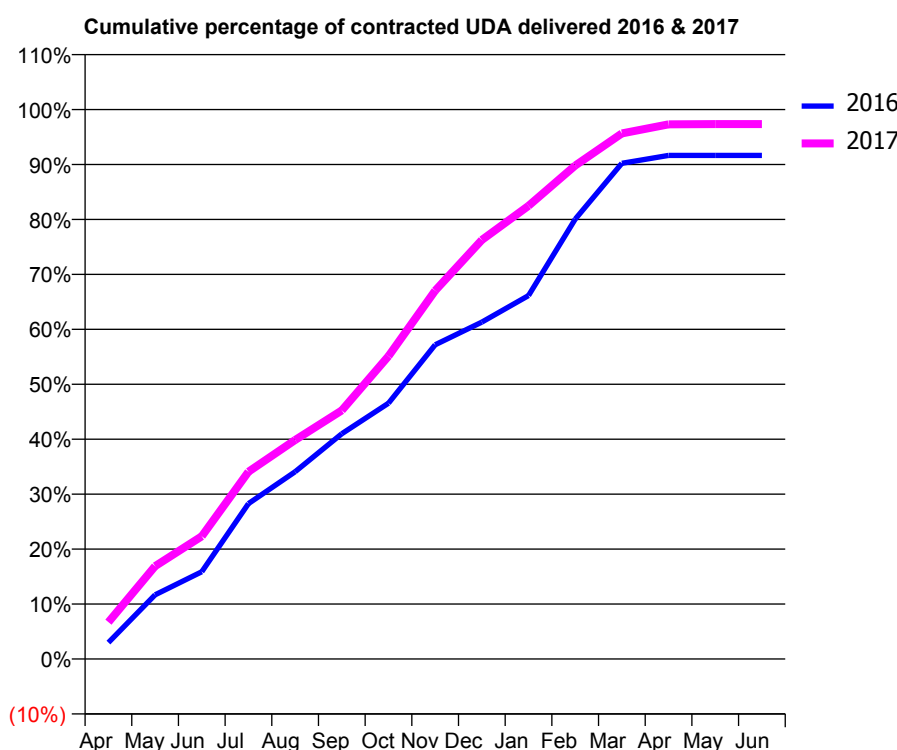
16/17 Contracted general activity (UDA)	2,302
Carry forward general activity (UDA)	0
16/17 Contracted orthodontic activity (UOA)	0
Carry forward orthodontic activity (UOA)	0
Baseline contract value	£51,163.50

ACCESS*

Patients seen in 24 months	Total	Change since previous quarter
Quarter ending March 2016	1,112	
Quarter ending June 2016	1,089	↓
Quarter ending September 2016	1,080	→
Quarter ending December 2016	1,107	↑
Quarter ending March 2017	1,118	→
Variance since March 2016	0.5%	→



ACTIVITY



Adjusted Scheduled Activity (UDA)		
Month	2016	2017
April	69	154
May	269	389
June	366	514
July	651	785
August	785	918
September	944	1,042
October	1,072	1,269
November	1,316	1,543
December	1,412	1,756
January	1,523	1,899
February	1,843	2,067
March	2,077	2,202
April	2,110	2,240
May	2,110	2,241
June	2,110	2,241

QUALITY

	Quantity	Base Number	Contract	AT	Region	England
% of FP17s for the same patient ID Re-attending within 3 months - Children	49	1,102	4.4%	12.0%	11.9%	12.3%
% of FP17s for the same patient ID Re-attending within 3 months - Adults	49	400	12.3%	17.2%	16.6%	16.7%
% of FP17s for the same patient ID Re-attending between 3 & 9 months - Children	657	1,102	59.6%	55.4%	60.2%	57.6%
% of FP17s for the same patient ID Re-attending between 3 & 9 months - Adults	203	400	50.7%	48.3%	51.5%	50.1%
% of FP17s for Band 1 Urgent Courses	19	1,487	1.3%	10.8%	9.5%	9.1%
% of FP17s Relating to Free Repair or Replacements	0	1,487	0.0%	0.6%	0.7%	0.8%
% of FP17s Relating to Continuations	27	1,487	1.8%	1.0%	1.2%	1.2%
% of Patients satisfied with the dentistry they have received	2	2	N/A	91.9%	93.1%	92.8%
% of Patients satisfied with the time they had to wait for an appointment	2	2	N/A	88.1%	88.8%	88.7%

* This is based on patients treated on this contract for their most recent course of treatment. Figures in italics indicate the base number of FP17s or Patient Questionnaire responses are less than 100. N/A is shown where the base number of responses is less than 10 during the period. % is calculated as Quantity/Base number*100

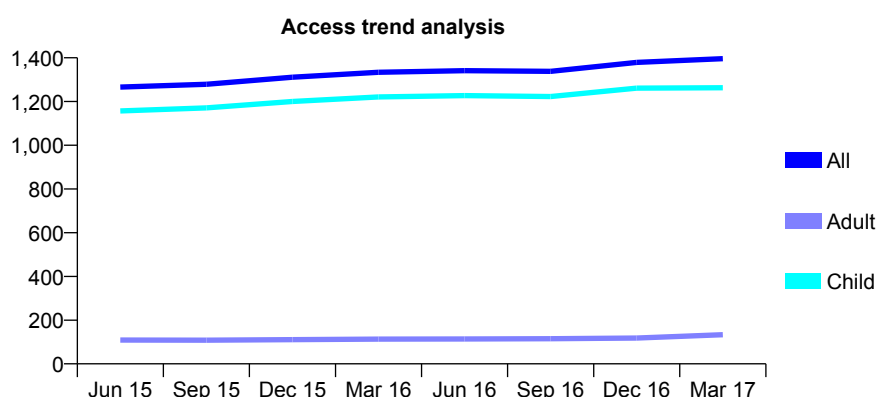
Q67 - Vital Signs At a Glance Contract Report for 742023/0001 - Year end March 2017

Name or company name	MR KP BAKER
Contract type name	GDS Contract
Purpose of contract	General
Contract start date	01/04/2006
Contract end date	

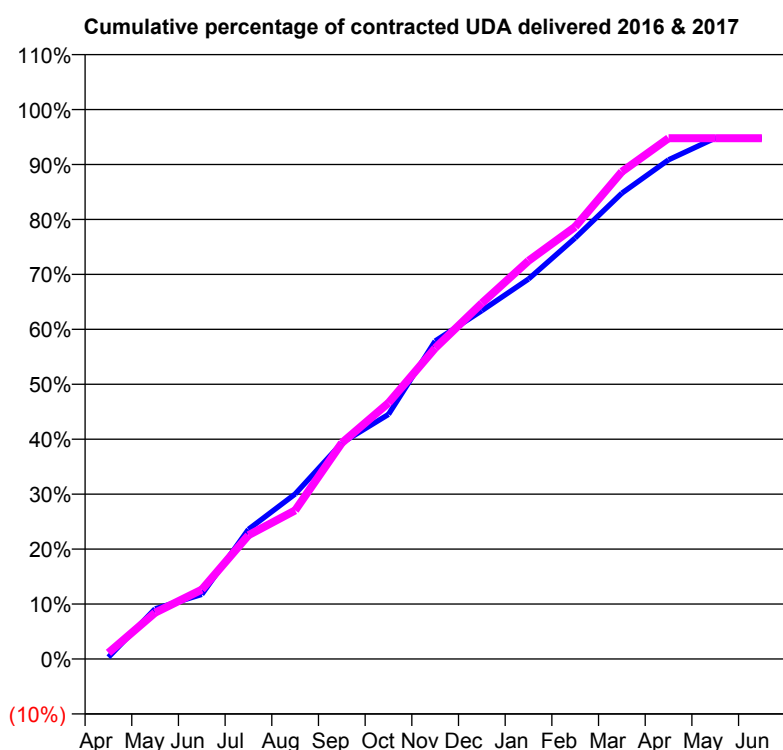
16/17 Contracted general activity (UDA)	2,200
Carry forward general activity (UDA)	0
16/17 Contracted orthodontic activity (UOA)	0
Carry forward orthodontic activity (UOA)	0
Baseline contract value	£48,896.50

ACCESS*

Patients seen in 24 months	Total	Change since previous quarter
Quarter ending March 2016	1,334	
Quarter ending June 2016	1,341	→
Quarter ending September 2016	1,338	→
Quarter ending December 2016	1,379	↑
Quarter ending March 2017	1,396	→
Variance since March 2016	4.6%	↑



ACTIVITY



Adjusted Scheduled Activity (UDA)		
Month	2016	2017
April	7	25
May	201	186
June	258	278
July	519	496
August	661	595
September	865	865
October	980	1,025
November	1,273	1,245
December	1,395	1,425
January	1,521	1,594
February	1,686	1,731
March	1,865	1,951
April	1,999	2,085
May	2,086	2,085
June	2,086	2,085

QUALITY

	Quantity	Base Number	Contract	AT	Region	England
% of FP17s for the same patient ID Re-attending within 3 months - Children	116	1,772	6.5%	12.0%	11.9%	12.3%
% of FP17s for the same patient ID Re-attending within 3 months - Adults	0	4	0.0%	17.2%	16.6%	16.7%
% of FP17s for the same patient ID Re-attending between 3 & 9 months - Children	990	1,772	55.9%	55.4%	60.2%	57.6%
% of FP17s for the same patient ID Re-attending between 3 & 9 months - Adults	4	4	100.0%	48.3%	51.5%	50.1%
% of FP17s for Band 1 Urgent Courses	64	1,700	3.8%	10.8%	9.5%	9.1%
% of FP17s Relating to Free Repair or Replacements	1	1,700	0.1%	0.6%	0.7%	0.8%
% of FP17s Relating to Continuations	0	1,700	0.0%	1.0%	1.2%	1.2%
% of Patients satisfied with the dentistry they have received	3	3	N/A	91.9%	93.1%	92.8%
% of Patients satisfied with the time they had to wait for an appointment	2	3	N/A	88.1%	88.8%	88.7%

* This is based on patients treated on this contract for their most recent course of treatment. Figures in italics indicate the base number of FP17s or Patient Questionnaire responses are less than 100. N/A is shown where the base number of responses is less than 10 during the period. % is calculated as Quantity/Base number*100

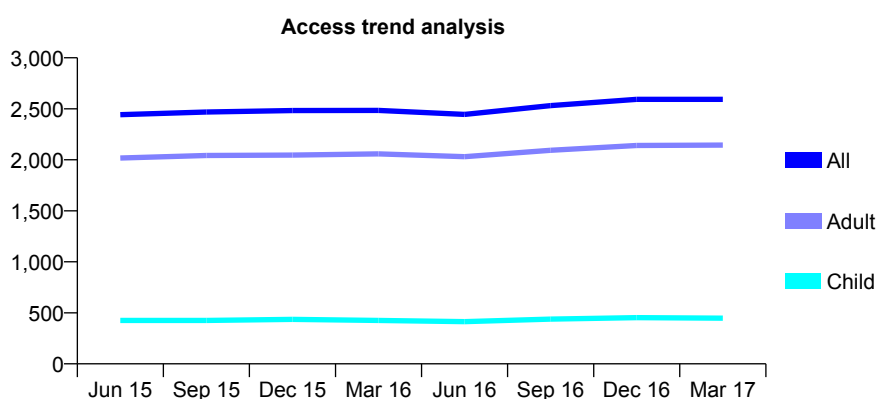
Q67 - Vital Signs At a Glance Contract Report for 748439/0002 - Year end March 2017

Name or company name	Tunbridge Wells Dental Care
Contract type name	GDS Contract
Purpose of contract	General
Contract start date	15/04/2010
Contract end date	

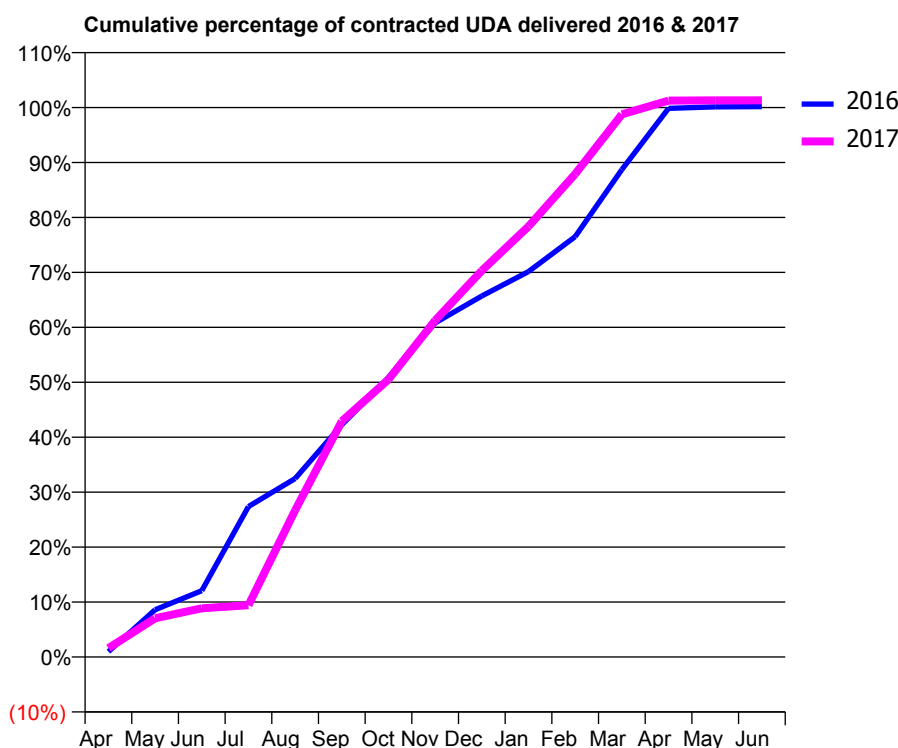
16/17 Contracted general activity (UDA)	5,845
Carry forward general activity (UDA)	-9
16/17 Contracted orthodontic activity (UOA)	0
Carry forward orthodontic activity (UOA)	0
Baseline contract value	£149,872.68

ACCESS*

Patients seen in 24 months	Total	Change since previous quarter
Quarter ending March 2016	2,484	
Quarter ending June 2016	2,445	↓
Quarter ending September 2016	2,532	↑
Quarter ending December 2016	2,593	↑
Quarter ending March 2017	2,593	→
Variance since March 2016	4.4%	↑



ACTIVITY



Adjusted Scheduled Activity (UDA)		
Month	2016	2017
April	57	95
May	502	412
June	706	518
July	1,601	551
August	1,899	1,560
September	2,470	2,508
October	2,973	2,953
November	3,554	3,581
December	3,841	4,110
January	4,099	4,581
February	4,471	5,139
March	5,184	5,773
April	5,836	5,919
May	5,851	5,922
June	5,854	5,922

QUALITY

	Quantity	Base Number	Contract	AT	Region	England
% of FP17s for the same patient ID Re-attending within 3 months - Children	13	476	2.7%	12.0%	11.9%	12.3%
% of FP17s for the same patient ID Re-attending within 3 months - Adults	381	2,755	13.8%	17.2%	16.6%	16.7%
% of FP17s for the same patient ID Re-attending between 3 & 9 months - Children	132	476	27.7%	55.4%	60.2%	57.6%
% of FP17s for the same patient ID Re-attending between 3 & 9 months - Adults	955	2,755	34.7%	48.3%	51.5%	50.1%
% of FP17s for Band 1 Urgent Courses	463	2,990	15.5%	10.8%	9.5%	9.1%
% of FP17s Relating to Free Repair or Replacements	34	2,990	1.1%	0.6%	0.7%	0.8%
% of FP17s Relating to Continuations	13	2,990	0.4%	1.0%	1.2%	1.2%
% of Patients satisfied with the dentistry they have received	3	3	N/A	91.9%	93.1%	92.8%
% of Patients satisfied with the time they had to wait for an appointment	3	3	N/A	88.1%	88.8%	88.7%

* This is based on patients treated on this contract for their most recent course of treatment. Figures in italics indicate the base number of FP17s or Patient Questionnaire responses are less than 100. N/A is shown where the base number of responses is less than 10 during the period. % is calculated as Quantity/Base number*100

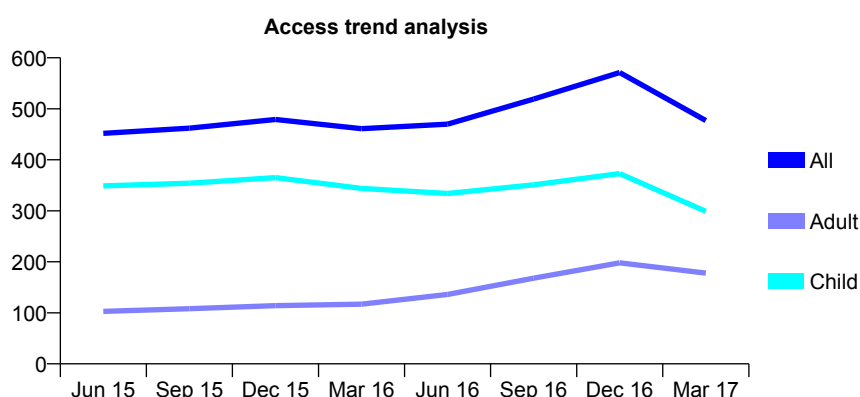
Q67 - Vital Signs At a Glance Contract Report for 751707/0001 - Year end March 2017

Name or company name	MR RK LINTON
Contract type name	GDS Contract
Purpose of contract	General
Contract start date	01/04/2006
Contract end date	

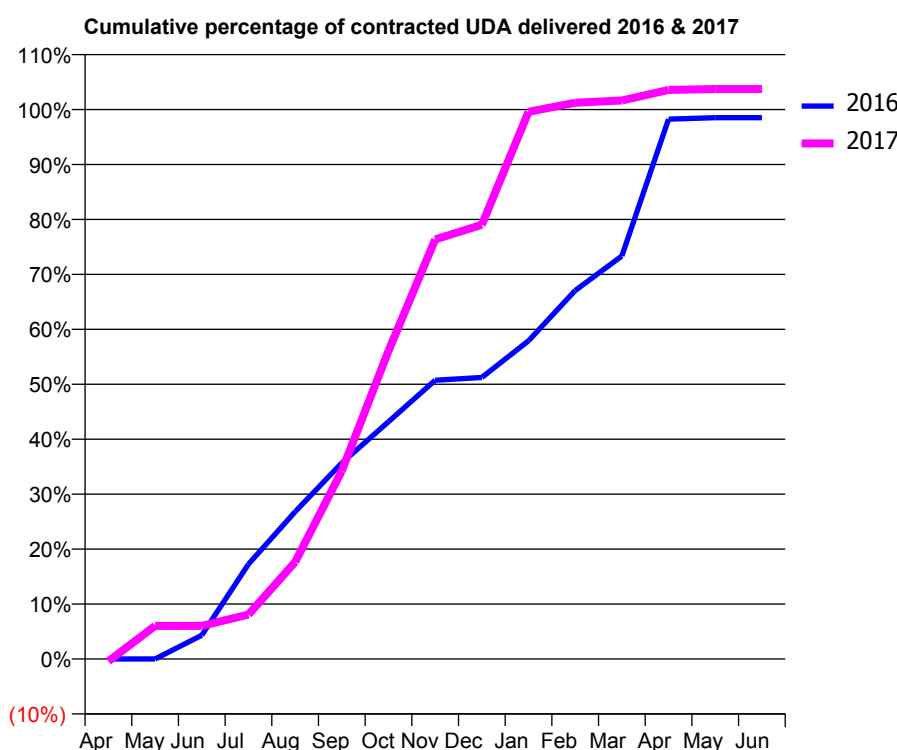
16/17 Contracted general activity (UDA)	1,161
Carry forward general activity (UDA)	17
16/17 Contracted orthodontic activity (UOA)	0
Carry forward orthodontic activity (UOA)	0
Baseline contract value	£25,804.01

ACCESS*

Patients seen in 24 months	Total	Change since previous quarter
Quarter ending March 2016	461	
Quarter ending June 2016	470	→
Quarter ending September 2016	519	↑
Quarter ending December 2016	571	↑
Quarter ending March 2017	477	↓
Variance since March 2016	3.5%	↑



ACTIVITY



Adjusted Scheduled Activity (UDA)		
Month	2016	2017
April	0	-5
May	0	70
June	50	70
July	200	94
August	311	205
September	414	397
October	501	651
November	589	887
December	595	918
January	672	1,156
February	779	1,175
March	852	1,180
April	1,141	1,202
May	1,144	1,204
June	1,144	1,204

QUALITY

	Quantity	Base Number	Contract	AT	Region	England
% of FP17s for the same patient ID Re-attending within 3 months - Children	27	371	7.3%	12.0%	11.9%	12.3%
% of FP17s for the same patient ID Re-attending within 3 months - Adults	8	157	5.1%	17.2%	16.6%	16.7%
% of FP17s for the same patient ID Re-attending between 3 & 9 months - Children	143	371	38.5%	55.4%	60.2%	57.6%
% of FP17s for the same patient ID Re-attending between 3 & 9 months - Adults	25	157	15.9%	48.3%	51.5%	50.1%
% of FP17s for Band 1 Urgent Courses	11	481	2.3%	10.8%	9.5%	9.1%
% of FP17s Relating to Free Repair or Replacements	0	481	0.0%	0.6%	0.7%	0.8%
% of FP17s Relating to Continuations	0	481	0.0%	1.0%	1.2%	1.2%
% of Patients satisfied with the dentistry they have received	1	2	N/A	91.9%	93.1%	92.8%
% of Patients satisfied with the time they had to wait for an appointment	2	2	N/A	88.1%	88.8%	88.7%

* This is based on patients treated on this contract for their most recent course of treatment. Figures in italics indicate the base number of FP17s or Patient Questionnaire responses are less than 100. N/A is shown where the base number of responses is less than 10 during the period. % is calculated as Quantity/Base number*100

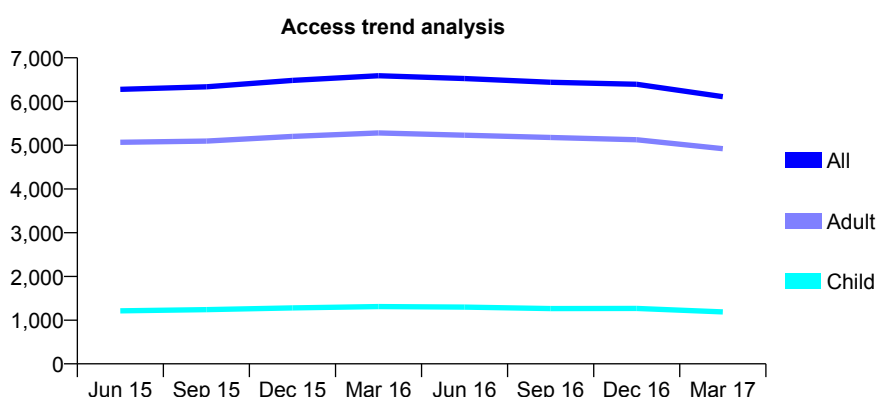
Q67 - Vital Signs At a Glance Contract Report for 762202/0001 - Year end March 2017

Name or company name	Station Road Dental Partnership
Contract type name	GDS Contract
Purpose of contract	General
Contract start date	01/04/2006
Contract end date	

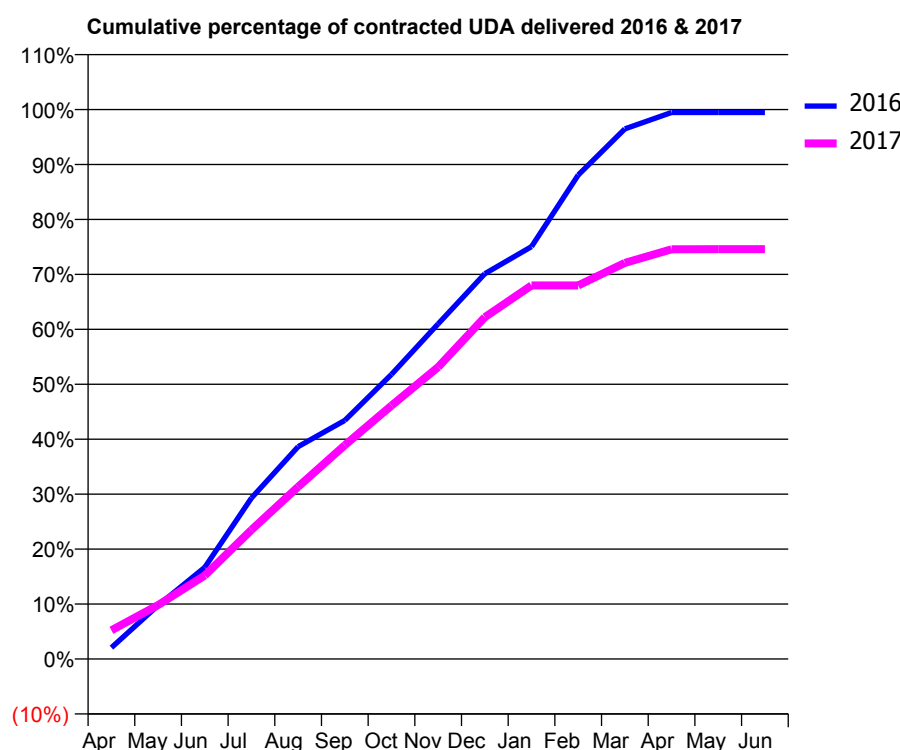
16/17 Contracted general activity (UDA)	20,863
Carry forward general activity (UDA)	113
16/17 Contracted orthodontic activity (UOA)	0
Carry forward orthodontic activity (UOA)	0
Baseline contract value	£519,862.26

ACCESS*

Patients seen in 24 months	Total	Change since previous quarter
Quarter ending March 2016	6,591	
Quarter ending June 2016	6,527	→
Quarter ending September 2016	6,441	↓
Quarter ending December 2016	6,395	→
Quarter ending March 2017	6,110	↓
Variance since March 2016	(7.3%)	↓



ACTIVITY



Adjusted Scheduled Activity (UDA)		
Month	2016	2017
April	435	1,093
May	2,037	2,047
June	3,480	3,171
July	6,114	4,905
August	8,062	6,537
September	9,061	8,118
October	10,808	9,620
November	12,725	11,086
December	14,631	12,976
January	15,659	14,184
February	18,375	14,184
March	20,128	15,038
April	20,749	15,556
May	20,750	15,562
June	20,750	15,562

QUALITY

	Quantity	Base Number	Contract	AT	Region	England
% of FP17s for the same patient ID Re-attending within 3 months - Children	84	1,372	6.1%	12.0%	11.9%	12.3%
% of FP17s for the same patient ID Re-attending within 3 months - Adults	1,017	6,690	15.2%	17.2%	16.6%	16.7%
% of FP17s for the same patient ID Re-attending between 3 & 9 months - Children	765	1,372	55.8%	55.4%	60.2%	57.6%
% of FP17s for the same patient ID Re-attending between 3 & 9 months - Adults	4,143	6,690	61.9%	48.3%	51.5%	50.1%
% of FP17s for Band 1 Urgent Courses	819	8,027	10.2%	10.8%	9.5%	9.1%
% of FP17s Relating to Free Repair or Replacements	21	8,027	0.3%	0.6%	0.7%	0.8%
% of FP17s Relating to Continuations	72	8,027	0.9%	1.0%	1.2%	1.2%
% of Patients satisfied with the dentistry they have received	17	19	89.5%	91.9%	93.1%	92.8%
% of Patients satisfied with the time they had to wait for an appointment	18	19	94.7%	88.1%	88.8%	88.7%

* This is based on patients treated on this contract for their most recent course of treatment. Figures in italics indicate the base number of FP17s or Patient Questionnaire responses are less than 100. N/A is shown where the base number of responses is less than 10 during the period. % is calculated as Quantity/Base number*100

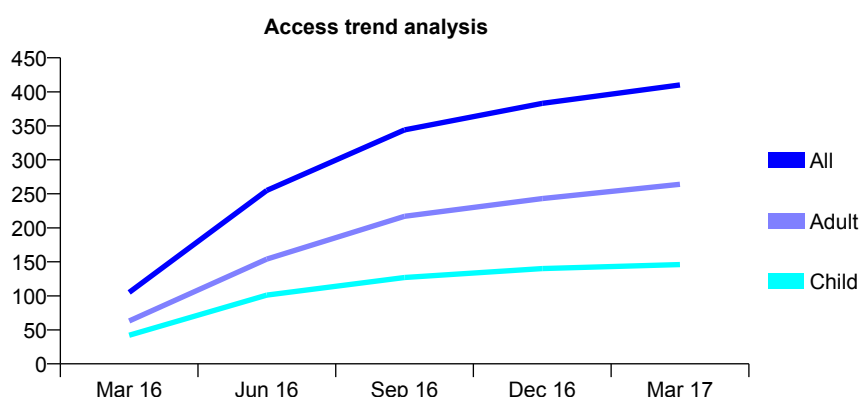
Q67 - Vital Signs At a Glance Contract Report for 765759/0002 - Year end March 2017

Name or company name	MRS TF SIJUWADE
Contract type name	GDS Contract
Purpose of contract	General
Contract start date	04/01/2016
Contract end date	

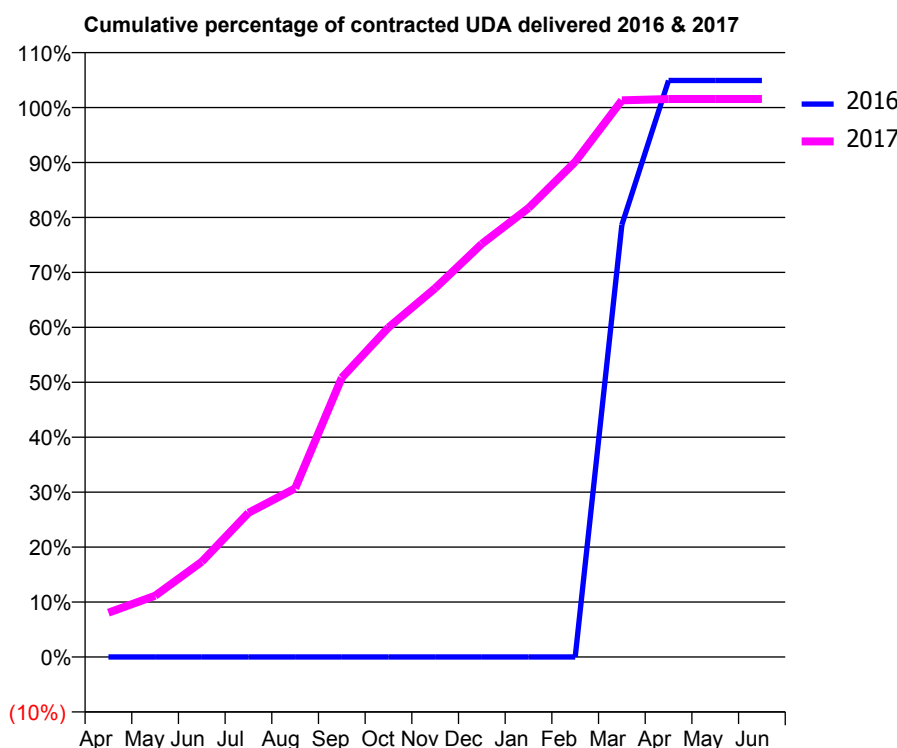
16/17 Contracted general activity (UDA)	1,270
Carry forward general activity (UDA)	0
16/17 Contracted orthodontic activity (UOA)	0
Carry forward orthodontic activity (UOA)	0
Baseline contract value	£36,772.25

ACCESS*

Patients seen in 24 months	Total	Change since previous quarter
Quarter ending March 2016	105	
Quarter ending June 2016	255	↑
Quarter ending September 2016	344	↑
Quarter ending December 2016	383	↑
Quarter ending March 2017	410	↑
Variance since March 2016	290.5%	↑



ACTIVITY



Month	Adjusted Scheduled Activity (UDA)	
	2016	2017
April	0	102
May	0	142
June	0	220
July	0	333
August	0	390
September	0	646
October	0	762
November	0	852
December	0	955
January	0	1,037
February	0	1,145
March	166	1,287
April	221	1,290
May	221	1,290
June	221	1,290

QUALITY

	Quantity	Base Number	Contract	AT	Region	England
% of FP17s for the same patient ID Re-attending within 3 months - Children	12	231	5.2%	12.0%	11.9%	12.3%
% of FP17s for the same patient ID Re-attending within 3 months - Adults	45	402	11.2%	17.2%	16.6%	16.7%
% of FP17s for the same patient ID Re-attending between 3 & 9 months - Children	93	231	40.3%	55.4%	60.2%	57.6%
% of FP17s for the same patient ID Re-attending between 3 & 9 months - Adults	123	402	30.6%	48.3%	51.5%	50.1%
% of FP17s for Band 1 Urgent Courses	53	610	8.7%	10.8%	9.5%	9.1%
% of FP17s Relating to Free Repair or Replacements	0	610	0.0%	0.6%	0.7%	0.8%
% of FP17s Relating to Continuations	0	610	0.0%	1.0%	1.2%	1.2%
% of Patients satisfied with the dentistry they have received	11	12	91.7%	91.9%	93.1%	92.8%
% of Patients satisfied with the time they had to wait for an appointment	10	12	83.3%	88.1%	88.8%	88.7%

* This is based on patients treated on this contract for their most recent course of treatment. Figures in italics indicate the base number of FP17s or Patient Questionnaire responses are less than 100. N/A is shown where the base number of responses is less than 10 during the period. % is calculated as Quantity/Base number*100

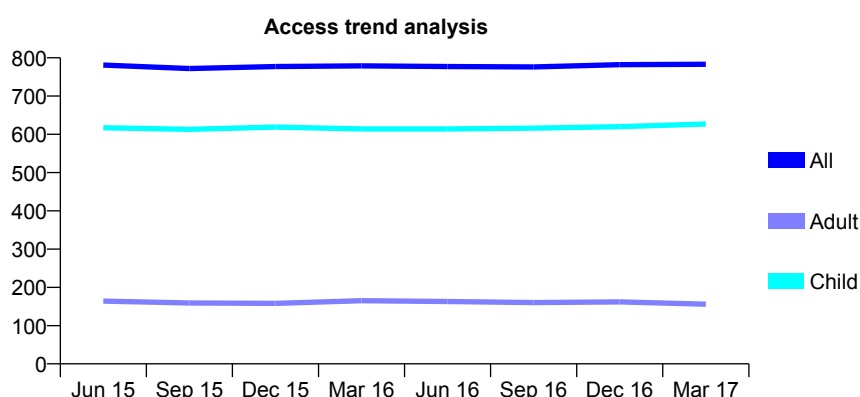
Q67 - Vital Signs At a Glance Contract Report for 768189/0001 - Year end March 2017

Name or company name	MR CA DU PLESSIS
Contract type name	GDS Contract
Purpose of contract	General
Contract start date	01/04/2006
Contract end date	

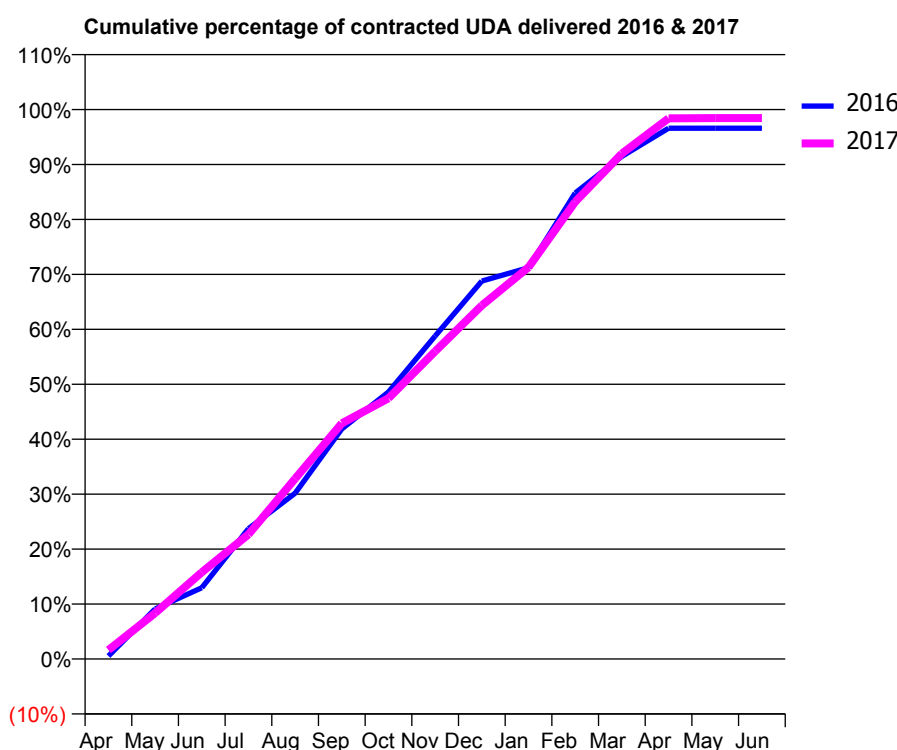
16/17 Contracted general activity (UDA)	2,050
Carry forward general activity (UDA)	70
16/17 Contracted orthodontic activity (UOA)	0
Carry forward orthodontic activity (UOA)	0
Baseline contract value	£50,115.62

ACCESS*

Patients seen in 24 months	Total	Change since previous quarter
Quarter ending March 2016	779	
Quarter ending June 2016	777	→
Quarter ending September 2016	776	→
Quarter ending December 2016	782	→
Quarter ending March 2017	783	→
Variance since March 2016	0.5%	→



ACTIVITY



Adjusted Scheduled Activity (UDA)		
Month	2016	2017
April	11	34
May	187	171
June	266	324
July	486	465
August	618	673
September	858	879
October	996	973
November	1,205	1,148
December	1,410	1,319
January	1,460	1,461
February	1,739	1,706
March	1,875	1,886
April	1,980	2,017
May	1,980	2,018
June	1,980	2,018

QUALITY

	Quantity	Base Number	Contract	AT	Region	England
% of FP17s for the same patient ID Re-attending within 3 months - Children	97	1,179	8.2%	12.0%	11.9%	12.3%
% of FP17s for the same patient ID Re-attending within 3 months - Adults	22	150	14.7%	17.2%	16.6%	16.7%
% of FP17s for the same patient ID Re-attending between 3 & 9 months - Children	853	1,179	72.3%	55.4%	60.2%	57.6%
% of FP17s for the same patient ID Re-attending between 3 & 9 months - Adults	111	150	74.0%	48.3%	51.5%	50.1%
% of FP17s for Band 1 Urgent Courses	39	1,313	3.0%	10.8%	9.5%	9.1%
% of FP17s Relating to Free Repair or Replacements	0	1,313	0.0%	0.6%	0.7%	0.8%
% of FP17s Relating to Continuations	0	1,313	0.0%	1.0%	1.2%	1.2%
% of Patients satisfied with the dentistry they have received	2	2	N/A	91.9%	93.1%	92.8%
% of Patients satisfied with the time they had to wait for an appointment	2	2	N/A	88.1%	88.8%	88.7%

* This is based on patients treated on this contract for their most recent course of treatment. Figures in italics indicate the base number of FP17s or Patient Questionnaire responses are less than 100. N/A is shown where the base number of responses is less than 10 during the period. % is calculated as Quantity/Base number*100

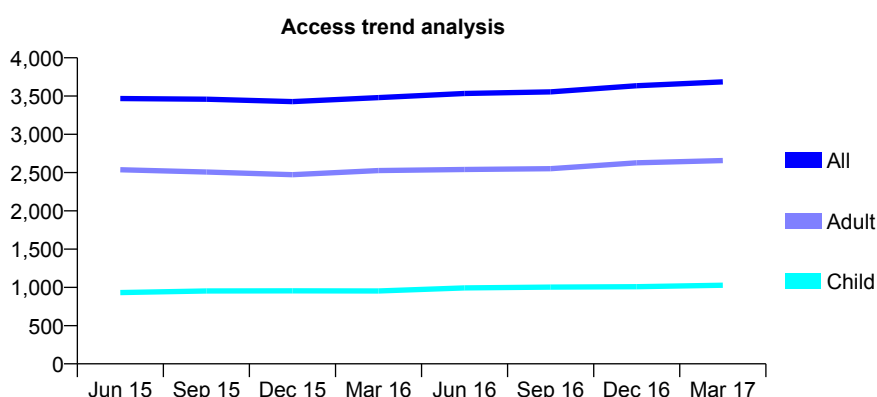
Q67 - Vital Signs At a Glance Contract Report for 769142/0002 - Year end March 2017

Name or company name	MR JK BABAYEMI
Contract type name	GDS Contract
Purpose of contract	General
Contract start date	01/03/2008
Contract end date	

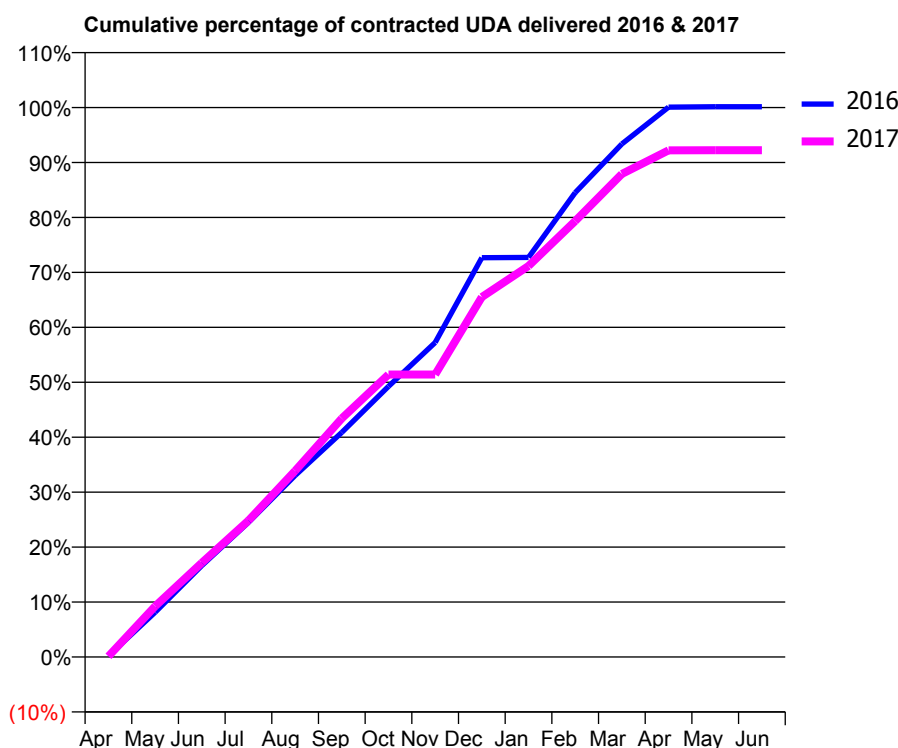
16/17 Contracted general activity (UDA)	10,638
Carry forward general activity (UDA)	-14
16/17 Contracted orthodontic activity (UOA)	0
Carry forward orthodontic activity (UOA)	0
Baseline contract value	£299,314.75

ACCESS*

Patients seen in 24 months	Total	Change since previous quarter
Quarter ending March 2016	3,479	
Quarter ending June 2016	3,533	→
Quarter ending September 2016	3,554	→
Quarter ending December 2016	3,635	↑
Quarter ending March 2017	3,685	→
Variance since March 2016	5.9%	↑



ACTIVITY



Adjusted Scheduled Activity (UDA)		
Month	2016	2017
April	22	14
May	865	982
June	1,770	1,823
July	2,607	2,643
August	3,514	3,606
September	4,350	4,619
October	5,238	5,469
November	6,088	5,469
December	7,731	6,968
January	7,735	7,570
February	8,990	8,440
March	9,931	9,351
April	10,644	9,809
May	10,652	9,812
June	10,652	9,812

QUALITY

	Quantity	Base Number	Contract	AT	Region	England
% of FP17s for the same patient ID Re-attending within 3 months - Children	50	1,283	3.9%	12.0%	11.9%	12.3%
% of FP17s for the same patient ID Re-attending within 3 months - Adults	309	2,975	10.4%	17.2%	16.6%	16.7%
% of FP17s for the same patient ID Re-attending between 3 & 9 months - Children	591	1,283	46.1%	55.4%	60.2%	57.6%
% of FP17s for the same patient ID Re-attending between 3 & 9 months - Adults	1,264	2,975	42.5%	48.3%	51.5%	50.1%
% of FP17s for Band 1 Urgent Courses	318	4,208	7.6%	10.8%	9.5%	9.1%
% of FP17s Relating to Free Repair or Replacements	0	4,208	0.0%	0.6%	0.7%	0.8%
% of FP17s Relating to Continuations	0	4,208	0.0%	1.0%	1.2%	1.2%
% of Patients satisfied with the dentistry they have received	12	14	85.7%	91.9%	93.1%	92.8%
% of Patients satisfied with the time they had to wait for an appointment	12	14	85.7%	88.1%	88.8%	88.7%

* This is based on patients treated on this contract for their most recent course of treatment. Figures in italics indicate the base number of FP17s or Patient Questionnaire responses are less than 100. N/A is shown where the base number of responses is less than 10 during the period. % is calculated as Quantity/Base number*100

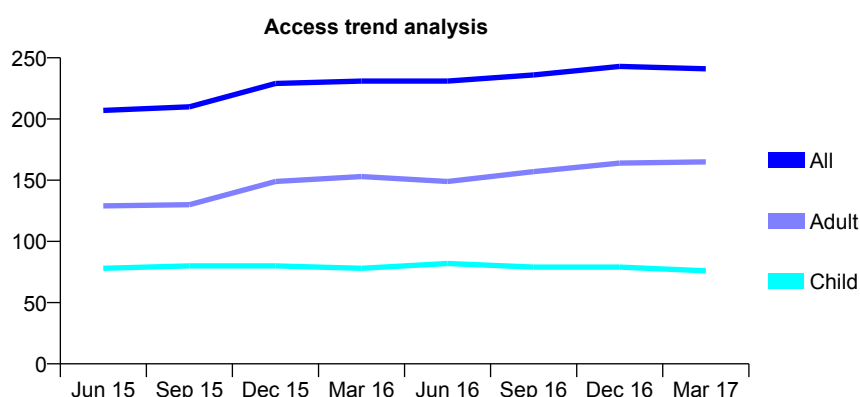
Q67 - Vital Signs At a Glance Contract Report for 773727/0001 - Year end March 2017

Name or company name	MR PK MOO
Contract type name	GDS Contract
Purpose of contract	General
Contract start date	01/04/2006
Contract end date	

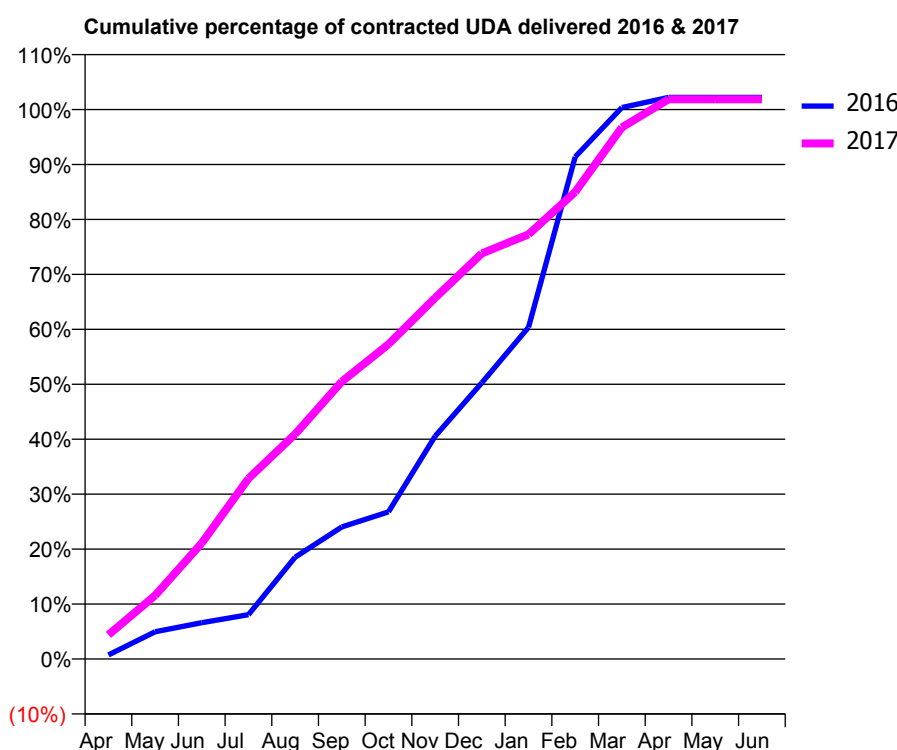
16/17 Contracted general activity (UDA)	545
Carry forward general activity (UDA)	-11
16/17 Contracted orthodontic activity (UOA)	0
Carry forward orthodontic activity (UOA)	0
Baseline contract value	£12,410.96

ACCESS*

Patients seen in 24 months	Total	Change since previous quarter
Quarter ending March 2016	231	
Quarter ending June 2016	231	→
Quarter ending September 2016	236	↑
Quarter ending December 2016	243	↑
Quarter ending March 2017	241	→
Variance since March 2016	4.3%	↑



ACTIVITY



Month	Adjusted Scheduled Activity (UDA)	
	2016	2017
April	4	24
May	27	63
June	36	115
July	44	179
August	101	223
September	131	275
October	146	312
November	221	358
December	274	402
January	329	421
February	498	463
March	547	527
April	557	555
May	557	555
June	557	555

QUALITY

	Quantity	Base Number	Contract	AT	Region	England
% of FP17s for the same patient ID Re-attending within 3 months - Children	11	133	8.3%	12.0%	11.9%	12.3%
% of FP17s for the same patient ID Re-attending within 3 months - Adults	2	105	1.9%	17.2%	16.6%	16.7%
% of FP17s for the same patient ID Re-attending between 3 & 9 months - Children	87	133	65.4%	55.4%	60.2%	57.6%
% of FP17s for the same patient ID Re-attending between 3 & 9 months - Adults	28	105	26.7%	48.3%	51.5%	50.1%
% of FP17s for Band 1 Urgent Courses	1	245	0.4%	10.8%	9.5%	9.1%
% of FP17s Relating to Free Repair or Replacements	0	245	0.0%	0.6%	0.7%	0.8%
% of FP17s Relating to Continuations	0	245	0.0%	1.0%	1.2%	1.2%
% of Patients satisfied with the dentistry they have received	1	1	N/A	91.9%	93.1%	92.8%
% of Patients satisfied with the time they had to wait for an appointment	1	1	N/A	88.1%	88.8%	88.7%

* This is based on patients treated on this contract for their most recent course of treatment. Figures in italics indicate the base number of FP17s or Patient Questionnaire responses are less than 100. N/A is shown where the base number of responses is less than 10 during the period. % is calculated as Quantity/Base number*100

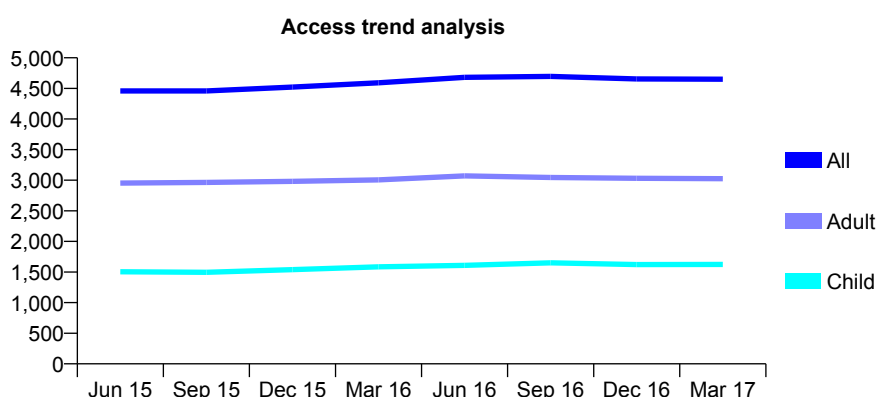
Q67 - Vital Signs At a Glance Contract Report for 776009/0002 - Year end March 2017

Name or company name	MISS R RAY
Contract type name	GDS Contract
Purpose of contract	General
Contract start date	01/04/2009
Contract end date	

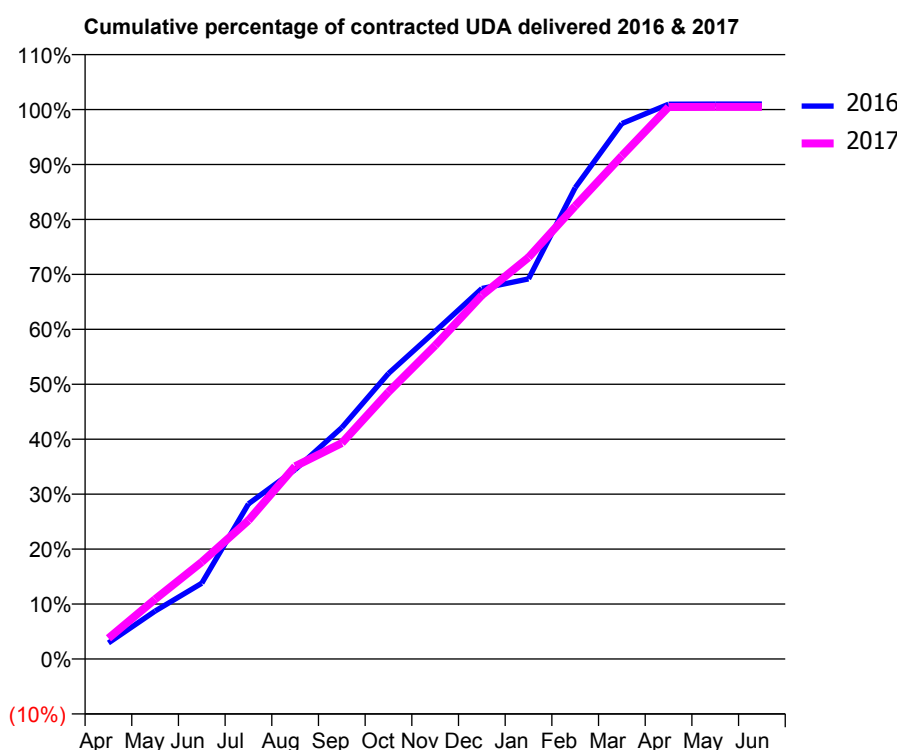
16/17 Contracted general activity (UDA)	10,262
Carry forward general activity (UDA)	-102
16/17 Contracted orthodontic activity (UOA)	0
Carry forward orthodontic activity (UOA)	0
Baseline contract value	£269,018.51

ACCESS*

Patients seen in 24 months	Total	Change since previous quarter
Quarter ending March 2016	4,591	
Quarter ending June 2016	4,681	→
Quarter ending September 2016	4,695	→
Quarter ending December 2016	4,654	→
Quarter ending March 2017	4,651	→
Variance since March 2016	1.3%	→



ACTIVITY



Adjusted Scheduled Activity (UDA)		
Month	2016	2017
April	300	388
May	895	1,117
June	1,416	1,811
July	2,897	2,588
August	3,537	3,599
September	4,322	4,032
October	5,332	4,986
November	6,119	5,856
December	6,919	6,793
January	7,099	7,501
February	8,801	8,462
March	9,999	9,397
April	10,362	10,309
May	10,363	10,310
June	10,364	10,310

QUALITY

	Quantity	Base Number	Contract	AT	Region	England
% of FP17s for the same patient ID Re-attending within 3 months - Children	109	1,626	6.7%	12.0%	11.9%	12.3%
% of FP17s for the same patient ID Re-attending within 3 months - Adults	570	3,137	18.2%	17.2%	16.6%	16.7%
% of FP17s for the same patient ID Re-attending between 3 & 9 months - Children	475	1,626	29.2%	55.4%	60.2%	57.6%
% of FP17s for the same patient ID Re-attending between 3 & 9 months - Adults	897	3,137	28.6%	48.3%	51.5%	50.1%
% of FP17s for Band 1 Urgent Courses	568	4,262	13.3%	10.8%	9.5%	9.1%
% of FP17s Relating to Free Repair or Replacements	39	4,262	0.9%	0.6%	0.7%	0.8%
% of FP17s Relating to Continuations	49	4,262	1.1%	1.0%	1.2%	1.2%
% of Patients satisfied with the dentistry they have received	7	7	N/A	91.9%	93.1%	92.8%
% of Patients satisfied with the time they had to wait for an appointment	6	7	N/A	88.1%	88.8%	88.7%

* This is based on patients treated on this contract for their most recent course of treatment. Figures in italics indicate the base number of FP17s or Patient Questionnaire responses are less than 100. N/A is shown where the base number of responses is less than 10 during the period. % is calculated as Quantity/Base number*100

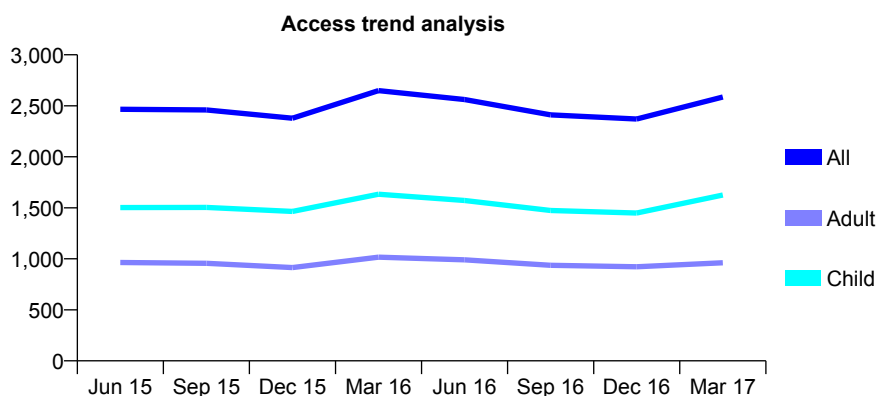
Q67 - Vital Signs At a Glance Contract Report for 781282/0001 - Year end March 2017

Name or company name	MR H WALIA
Contract type name	GDS Contract
Purpose of contract	General
Contract start date	01/04/2006
Contract end date	

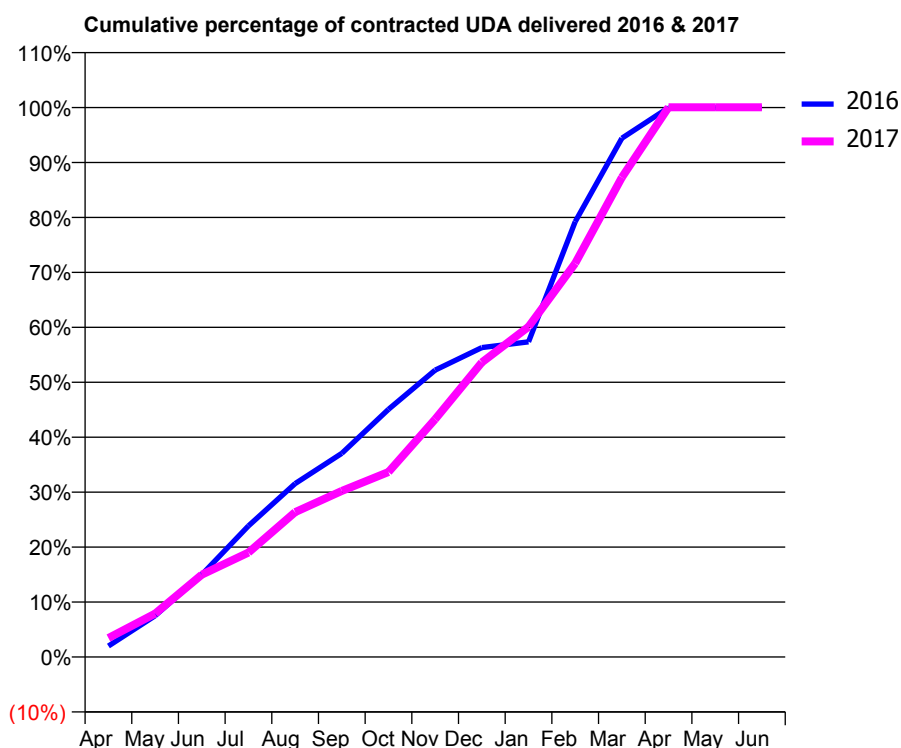
16/17 Contracted general activity (UDA)	6,898
Carry forward general activity (UDA)	2
16/17 Contracted orthodontic activity (UOA)	0
Carry forward orthodontic activity (UOA)	0
Baseline contract value	£189,370.05

ACCESS*

Patients seen in 24 months	Total	Change since previous quarter
Quarter ending March 2016	2,649	
Quarter ending June 2016	2,562	↓
Quarter ending September 2016	2,411	↓
Quarter ending December 2016	2,371	↓
Quarter ending March 2017	2,586	↑
Variance since March 2016	(2.4%)	↓



ACTIVITY



Adjusted Scheduled Activity (UDA)		
Month	2016	2017
April	138	239
May	518	544
June	1,034	1,034
July	1,647	1,311
August	2,177	1,819
September	2,557	2,085
October	3,109	2,322
November	3,602	2,986
December	3,885	3,699
January	3,956	4,145
February	5,465	4,942
March	6,512	6,020
April	6,896	6,900
May	6,896	6,900
June	6,896	6,900

QUALITY

	Quantity	Base Number	Contract	AT	Region	England
% of FP17s for the same patient ID Re-attending within 3 months - Children	129	2,051	6.3%	12.0%	11.9%	12.3%
% of FP17s for the same patient ID Re-attending within 3 months - Adults	191	1,073	17.8%	17.2%	16.6%	16.7%
% of FP17s for the same patient ID Re-attending between 3 & 9 months - Children	944	2,051	46.0%	55.4%	60.2%	57.6%
% of FP17s for the same patient ID Re-attending between 3 & 9 months - Adults	399	1,073	37.2%	48.3%	51.5%	50.1%
% of FP17s for Band 1 Urgent Courses	301	3,202	9.4%	10.8%	9.5%	9.1%
% of FP17s Relating to Free Repair or Replacements	15	3,202	0.5%	0.6%	0.7%	0.8%
% of FP17s Relating to Continuations	29	3,202	0.9%	1.0%	1.2%	1.2%
% of Patients satisfied with the dentistry they have received	3	4	N/A	91.9%	93.1%	92.8%
% of Patients satisfied with the time they had to wait for an appointment	3	4	N/A	88.1%	88.8%	88.7%

* This is based on patients treated on this contract for their most recent course of treatment. Figures in italics indicate the base number of FP17s or Patient Questionnaire responses are less than 100. N/A is shown where the base number of responses is less than 10 during the period. % is calculated as Quantity/Base number*100

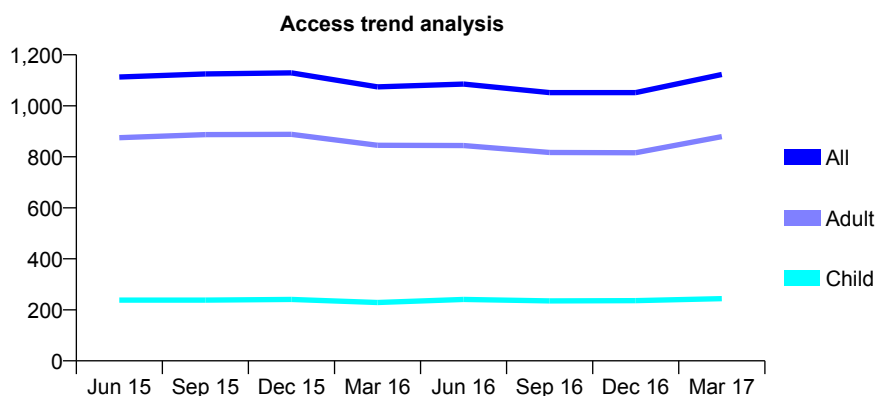
Q67 - Vital Signs At a Glance Contract Report for 784184/0001 - Year end March 2017

Name or company name	MR MW RICHTER
Contract type name	GDS Contract
Purpose of contract	General
Contract start date	01/03/2012
Contract end date	

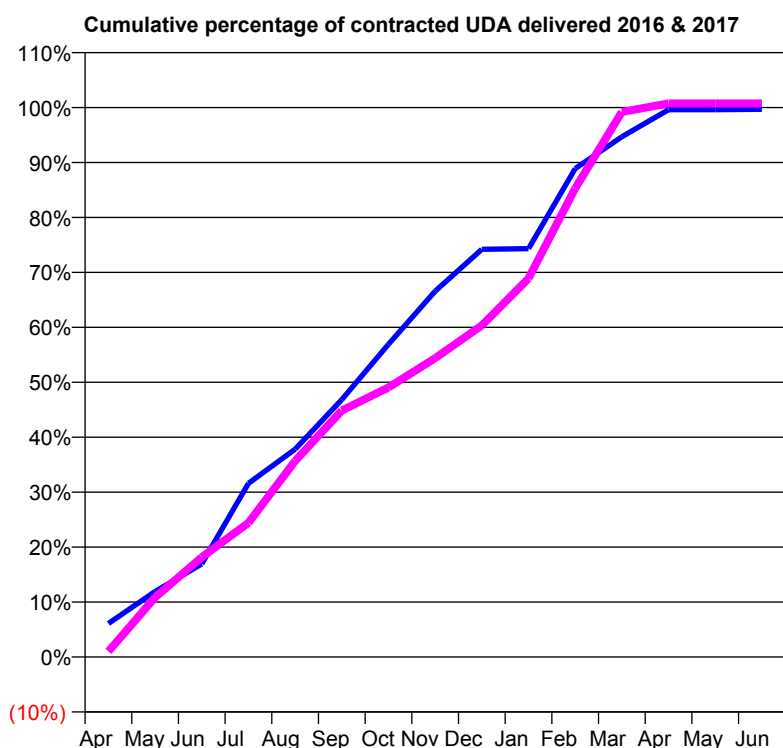
16/17 Contracted general activity (UDA)	3,837
Carry forward general activity (UDA)	12
16/17 Contracted orthodontic activity (UOA)	0
Carry forward orthodontic activity (UOA)	0
Baseline contract value	£117,174.50

ACCESS*

Patients seen in 24 months	Total	Change since previous quarter
Quarter ending March 2016	1,074	
Quarter ending June 2016	1,085	→
Quarter ending September 2016	1,052	↓
Quarter ending December 2016	1,052	→
Quarter ending March 2017	1,123	↑
Variance since March 2016	4.6%	↑



ACTIVITY



Month	Adjusted Scheduled Activity (UDA)	
	2016	2017
April	234	39
May	457	416
June	651	697
July	1,212	937
August	1,451	1,369
September	1,798	1,721
October	2,184	1,882
November	2,555	2,087
December	2,847	2,315
January	2,851	2,644
February	3,411	3,272
March	3,632	3,806
April	3,821	3,865
May	3,821	3,865
June	3,825	3,865

QUALITY

	Quantity	Base Number	Contract	AT	Region	England
% of FP17s for the same patient ID Re-attending within 3 months - Children	32	422	7.6%	12.0%	11.9%	12.3%
% of FP17s for the same patient ID Re-attending within 3 months - Adults	166	1,070	15.5%	17.2%	16.6%	16.7%
% of FP17s for the same patient ID Re-attending between 3 & 9 months - Children	278	422	65.9%	55.4%	60.2%	57.6%
% of FP17s for the same patient ID Re-attending between 3 & 9 months - Adults	439	1,070	41.0%	48.3%	51.5%	50.1%
% of FP17s for Band 1 Urgent Courses	147	1,440	10.2%	10.8%	9.5%	9.1%
% of FP17s Relating to Free Repair or Replacements	2	1,440	0.1%	0.6%	0.7%	0.8%
% of FP17s Relating to Continuations	41	1,440	2.8%	1.0%	1.2%	1.2%
% of Patients satisfied with the dentistry they have received	0	0	N/A	91.9%	93.1%	92.8%
% of Patients satisfied with the time they had to wait for an appointment	0	0	N/A	88.1%	88.8%	88.7%

* This is based on patients treated on this contract for their most recent course of treatment. Figures in italics indicate the base number of FP17s or Patient Questionnaire responses are less than 100. N/A is shown where the base number of responses is less than 10 during the period. % is calculated as Quantity/Base number*100

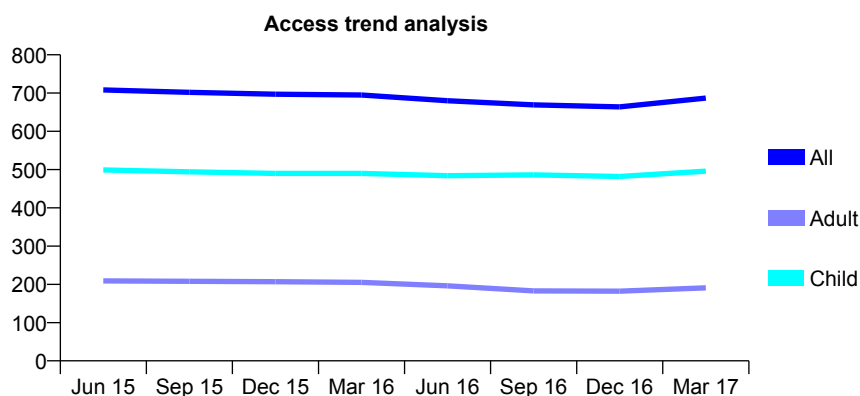
Q67 - Vital Signs At a Glance Contract Report for 810177/0001 - Year end March 2017

Name or company name	MR CJ BAKER
Contract type name	GDS Contract
Purpose of contract	General
Contract start date	01/04/2006
Contract end date	

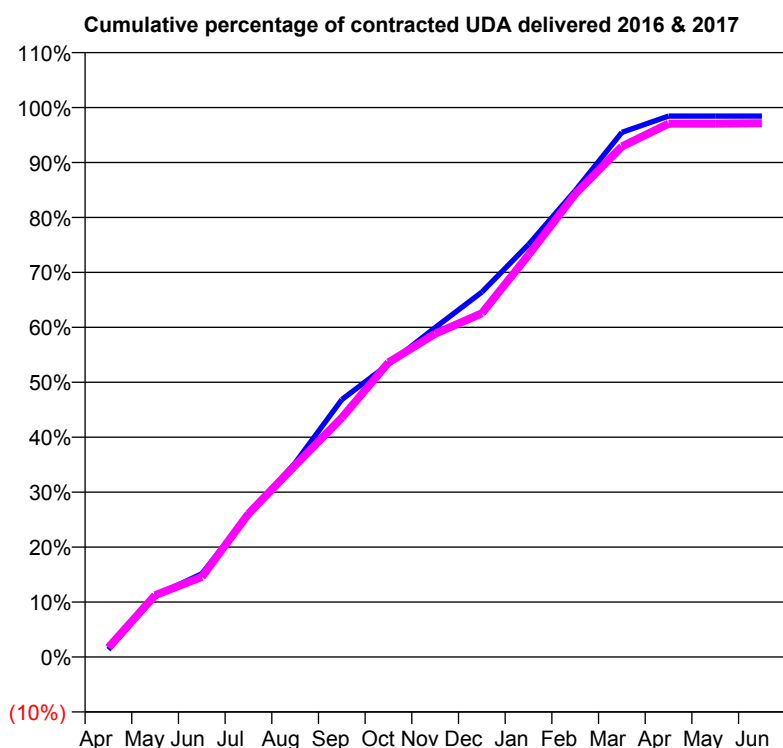
16/17 Contracted general activity (UDA)	1,400
Carry forward general activity (UDA)	22
16/17 Contracted orthodontic activity (UOA)	0
Carry forward orthodontic activity (UOA)	0
Baseline contract value	£31,115.94

ACCESS*

Patients seen in 24 months	Total	Change since previous quarter
Quarter ending March 2016	695	
Quarter ending June 2016	680	↓
Quarter ending September 2016	669	↓
Quarter ending December 2016	664	→
Quarter ending March 2017	687	↑
Variance since March 2016	(1.2%)	↓



ACTIVITY



Adjusted Scheduled Activity (UDA)		
Month	2016	2017
April	19	24
May	156	158
June	212	204
July	363	365
August	494	488
September	656	610
October	746	750
November	839	824
December	930	876
January	1,051	1,025
February	1,188	1,180
March	1,337	1,301
April	1,378	1,359
May	1,378	1,359
June	1,378	1,360

QUALITY

	Quantity	Base Number	Contract	AT	Region	England
% of FP17s for the same patient ID Re-attending within 3 months - Children	39	747	5.2%	12.0%	11.9%	12.3%
% of FP17s for the same patient ID Re-attending within 3 months - Adults	17	179	9.5%	17.2%	16.6%	16.7%
% of FP17s for the same patient ID Re-attending between 3 & 9 months - Children	491	747	65.7%	55.4%	60.2%	57.6%
% of FP17s for the same patient ID Re-attending between 3 & 9 months - Adults	95	179	53.1%	48.3%	51.5%	50.1%
% of FP17s for Band 1 Urgent Courses	29	949	3.1%	10.8%	9.5%	9.1%
% of FP17s Relating to Free Repair or Replacements	0	949	0.0%	0.6%	0.7%	0.8%
% of FP17s Relating to Continuations	0	949	0.0%	1.0%	1.2%	1.2%
% of Patients satisfied with the dentistry they have received	1	1	N/A	91.9%	93.1%	92.8%
% of Patients satisfied with the time they had to wait for an appointment	1	1	N/A	88.1%	88.8%	88.7%

* This is based on patients treated on this contract for their most recent course of treatment. Figures in italics indicate the base number of FP17s or Patient Questionnaire responses are less than 100. N/A is shown where the base number of responses is less than 10 during the period. % is calculated as Quantity/Base number*100

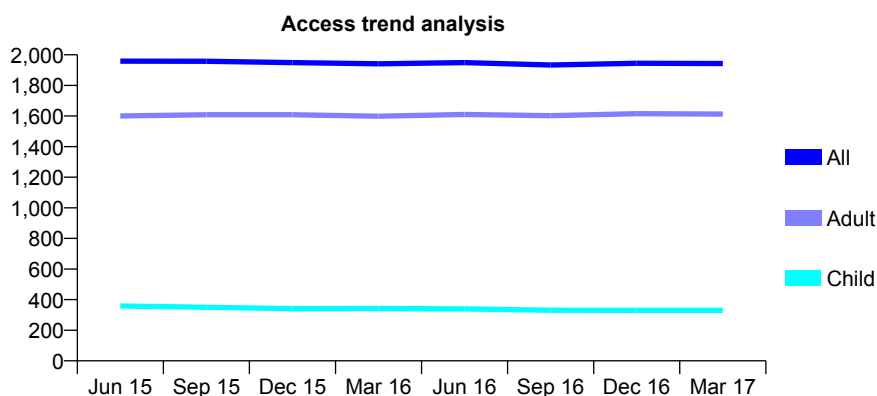
Q67 - Vital Signs At a Glance Contract Report for 817600/0001 - Year end March 2017

Name or company name	MR RA LAURENS
Contract type name	GDS Contract
Purpose of contract	General
Contract start date	01/04/2006
Contract end date	

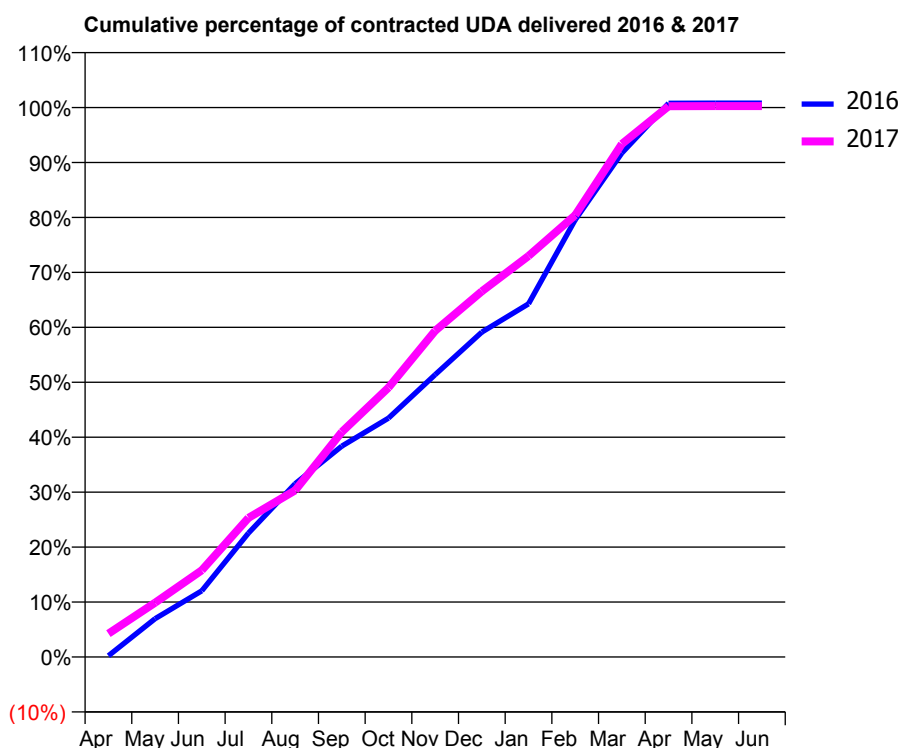
16/17 Contracted general activity (UDA)	7,275
Carry forward general activity (UDA)	-57
16/17 Contracted orthodontic activity (UOA)	0
Carry forward orthodontic activity (UOA)	0
Baseline contract value	£189,233.37

ACCESS*

Patients seen in 24 months	Total	Change since previous quarter
Quarter ending March 2016	1,941	
Quarter ending June 2016	1,949	→
Quarter ending September 2016	1,933	→
Quarter ending December 2016	1,945	→
Quarter ending March 2017	1,943	→
Variance since March 2016	0.1%	→



ACTIVITY



Adjusted Scheduled Activity (UDA)		
Month	2016	2017
April	16	310
May	507	719
June	877	1,148
July	1,641	1,843
August	2,294	2,206
September	2,793	2,979
October	3,163	3,568
November	3,739	4,319
December	4,301	4,842
January	4,676	5,310
February	5,788	5,849
March	6,672	6,793
April	7,331	7,291
May	7,332	7,294
June	7,332	7,294

QUALITY

	Quantity	Base Number	Contract	AT	Region	England
% of FP17s for the same patient ID Re-attending within 3 months - Children	13	549	2.4%	12.0%	11.9%	12.3%
% of FP17s for the same patient ID Re-attending within 3 months - Adults	171	2,677	6.4%	17.2%	16.6%	16.7%
% of FP17s for the same patient ID Re-attending between 3 & 9 months - Children	426	549	77.6%	55.4%	60.2%	57.6%
% of FP17s for the same patient ID Re-attending between 3 & 9 months - Adults	2,135	2,677	79.8%	48.3%	51.5%	50.1%
% of FP17s for Band 1 Urgent Courses	123	3,196	3.8%	10.8%	9.5%	9.1%
% of FP17s Relating to Free Repair or Replacements	15	3,196	0.5%	0.6%	0.7%	0.8%
% of FP17s Relating to Continuations	0	3,196	0.0%	1.0%	1.2%	1.2%
% of Patients satisfied with the dentistry they have received	7	7	N/A	91.9%	93.1%	92.8%
% of Patients satisfied with the time they had to wait for an appointment	7	7	N/A	88.1%	88.8%	88.7%

* This is based on patients treated on this contract for their most recent course of treatment. Figures in italics indicate the base number of FP17s or Patient Questionnaire responses are less than 100. N/A is shown where the base number of responses is less than 10 during the period. % is calculated as Quantity/Base number*100

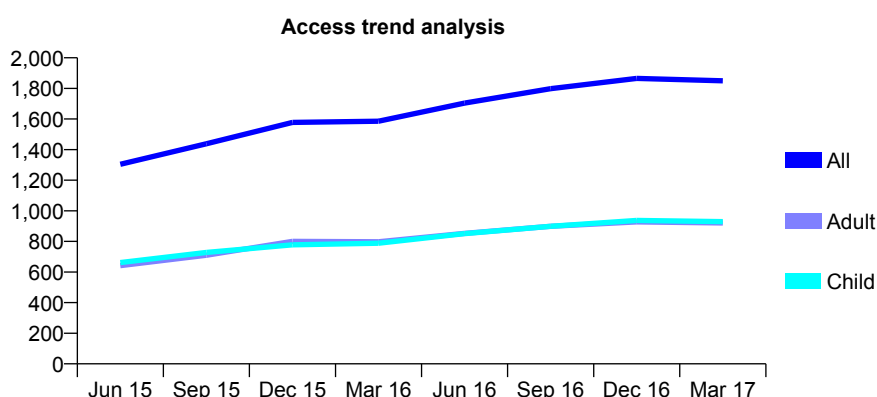
Q67 - Vital Signs At a Glance Contract Report for 819565/0001 - Year end March 2017

Name or company name	MR MN SOUTHON
Contract type name	GDS Contract
Purpose of contract	General and Orthodontic
Contract start date	06/09/2012
Contract end date	

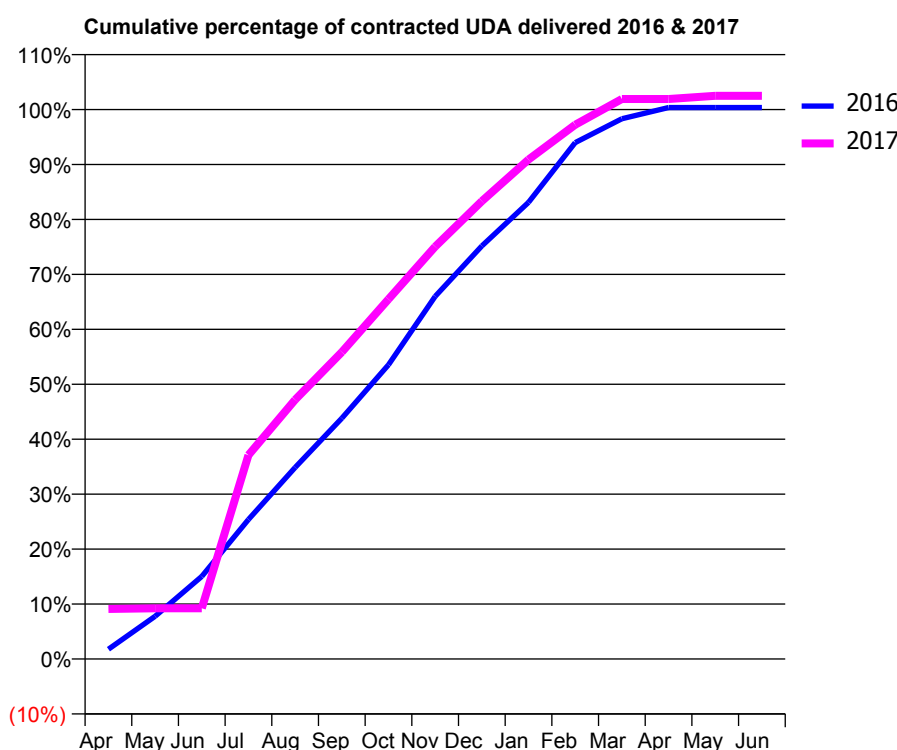
16/17 Contracted general activity (UDA)	4,528
Carry forward general activity (UDA)	-14
16/17 Contracted orthodontic activity (UOA)	0
Carry forward orthodontic activity (UOA)	0
Baseline contract value	£112,671.10

ACCESS*

Patients seen in 24 months	Total	Change since previous quarter
Quarter ending March 2016	1,586	
Quarter ending June 2016	1,704	↑
Quarter ending September 2016	1,798	↑
Quarter ending December 2016	1,865	↑
Quarter ending March 2017	1,850	→
Variance since March 2016	16.6%	↑



ACTIVITY



Adjusted Scheduled Activity (UDA)		
Month	2016	2017
April	71	413
May	310	418
June	600	418
July	1,013	1,680
August	1,390	2,137
September	1,748	2,529
October	2,136	2,966
November	2,632	3,398
December	2,999	3,773
January	3,315	4,116
February	3,749	4,402
March	3,922	4,614
April	4,003	4,614
May	4,003	4,641
June	4,003	4,641

QUALITY

	Quantity	Base Number	Contract	AT	Region	England
% of FP17s for the same patient ID Re-attending within 3 months - Children	109	1,356	8.0%	12.0%	11.9%	12.3%
% of FP17s for the same patient ID Re-attending within 3 months - Adults	109	981	11.1%	17.2%	16.6%	16.7%
% of FP17s for the same patient ID Re-attending between 3 & 9 months - Children	696	1,356	51.3%	55.4%	60.2%	57.6%
% of FP17s for the same patient ID Re-attending between 3 & 9 months - Adults	452	981	46.1%	48.3%	51.5%	50.1%
% of FP17s for Band 1 Urgent Courses	73	2,298	3.2%	10.8%	9.5%	9.1%
% of FP17s Relating to Free Repair or Replacements	0	2,298	0.0%	0.6%	0.7%	0.8%
% of FP17s Relating to Continuations	46	2,298	2.0%	1.0%	1.2%	1.2%
% of Patients satisfied with the dentistry they have received	2	2	N/A	91.9%	93.1%	92.8%
% of Patients satisfied with the time they had to wait for an appointment	2	2	N/A	88.1%	88.8%	88.7%

* This is based on patients treated on this contract for their most recent course of treatment. Figures in italics indicate the base number of FP17s or Patient Questionnaire responses are less than 100. N/A is shown where the base number of responses is less than 10 during the period. % is calculated as Quantity/Base number*100

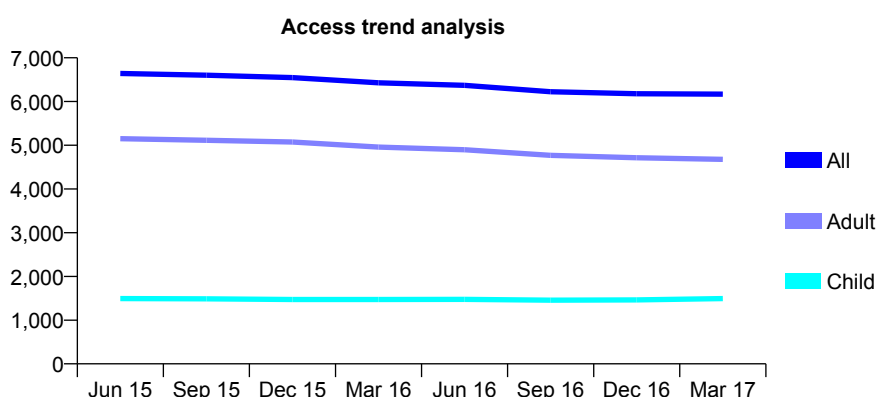
Q67 - Vital Signs At a Glance Contract Report for 820008/0001 - Year end March 2017

Name or company name	MR PW MAUTHE
Contract type name	GDS Contract
Purpose of contract	General
Contract start date	01/04/2006
Contract end date	

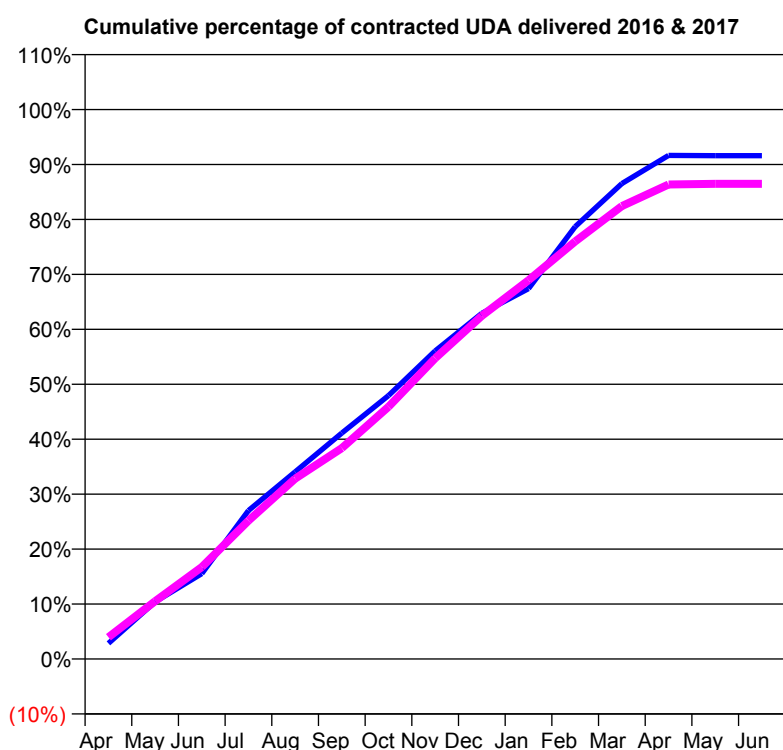
16/17 Contracted general activity (UDA)	17,666
Carry forward general activity (UDA)	0
16/17 Contracted orthodontic activity (UOA)	0
Carry forward orthodontic activity (UOA)	0
Baseline contract value	£431,940.66

ACCESS*

Patients seen in 24 months	Total	Change since previous quarter
Quarter ending March 2016	6,429	
Quarter ending June 2016	6,371	→
Quarter ending September 2016	6,225	↓
Quarter ending December 2016	6,177	→
Quarter ending March 2017	6,170	→
Variance since March 2016	(4.0%)	↓



ACTIVITY



Adjusted Scheduled Activity (UDA)		
Month	2016	2017
April	505	703
May	1,838	1,857
June	2,748	2,954
July	4,772	4,449
August	6,016	5,799
September	7,265	6,780
October	8,469	8,110
November	9,905	9,671
December	11,116	11,033
January	11,906	12,176
February	13,902	13,425
March	15,285	14,559
April	16,189	15,254
May	16,183	15,278
June	16,183	15,278

QUALITY

	Quantity	Base Number	Contract	AT	Region	England
% of FP17s for the same patient ID Re-attending within 3 months - Children	110	1,830	6.0%	12.0%	11.9%	12.3%
% of FP17s for the same patient ID Re-attending within 3 months - Adults	911	5,407	16.8%	17.2%	16.6%	16.7%
% of FP17s for the same patient ID Re-attending between 3 & 9 months - Children	770	1,830	42.1%	55.4%	60.2%	57.6%
% of FP17s for the same patient ID Re-attending between 3 & 9 months - Adults	2,106	5,407	38.9%	48.3%	51.5%	50.1%
% of FP17s for Band 1 Urgent Courses	760	6,853	11.1%	10.8%	9.5%	9.1%
% of FP17s Relating to Free Repair or Replacements	31	6,853	0.5%	0.6%	0.7%	0.8%
% of FP17s Relating to Continuations	81	6,853	1.2%	1.0%	1.2%	1.2%
% of Patients satisfied with the dentistry they have received	18	19	94.7%	91.9%	93.1%	92.8%
% of Patients satisfied with the time they had to wait for an appointment	14	19	73.7%	88.1%	88.8%	88.7%

* This is based on patients treated on this contract for their most recent course of treatment. Figures in italics indicate the base number of FP17s or Patient Questionnaire responses are less than 100. N/A is shown where the base number of responses is less than 10 during the period. % is calculated as Quantity/Base number*100

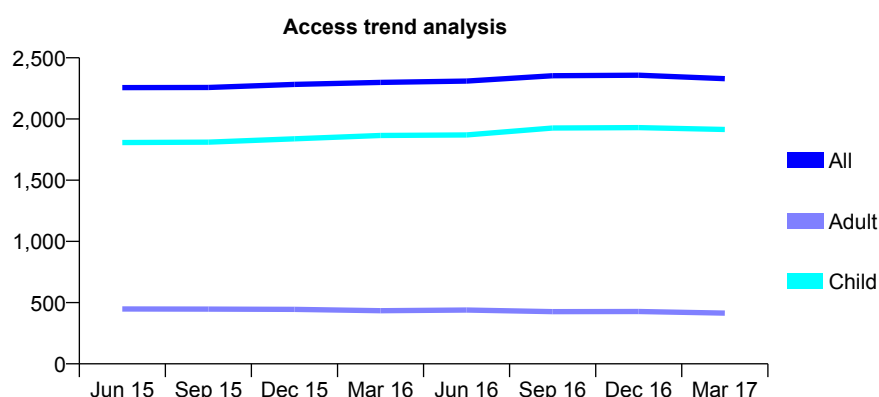
Q67 - Vital Signs At a Glance Contract Report for 822671/0001 - Year end March 2017

Name or company name	MR SV PETER
Contract type name	GDS Contract
Purpose of contract	General
Contract start date	01/04/2006
Contract end date	

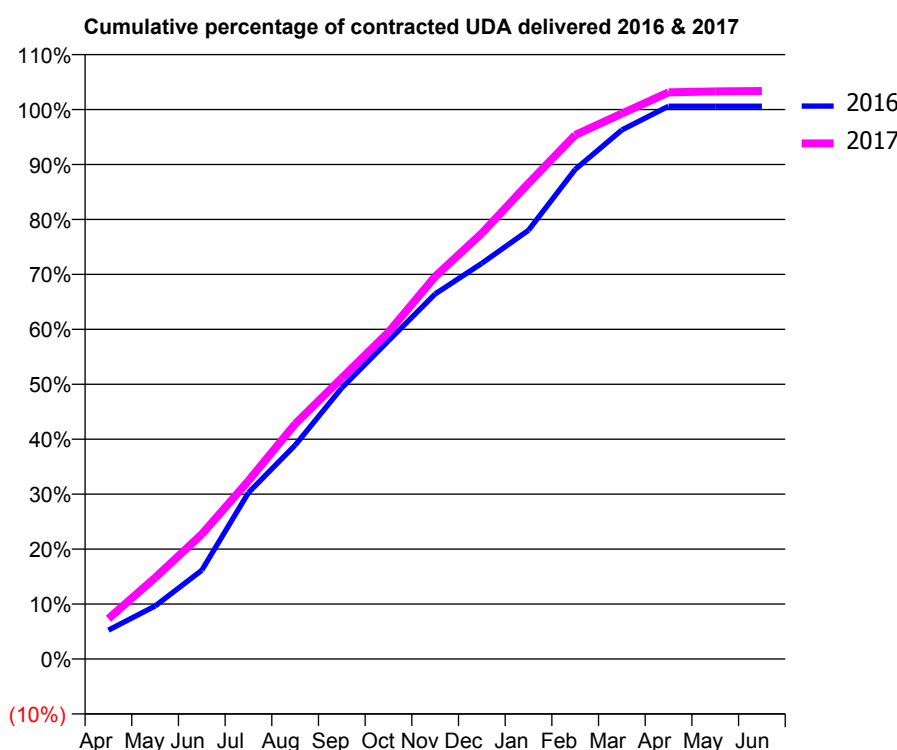
16/17 Contracted general activity (UDA)	4,900
Carry forward general activity (UDA)	-30
16/17 Contracted orthodontic activity (UOA)	0
Carry forward orthodontic activity (UOA)	0
Baseline contract value	£119,806.93

ACCESS*

Patients seen in 24 months	Total	Change since previous quarter
Quarter ending March 2016	2,299	
Quarter ending June 2016	2,310	→
Quarter ending September 2016	2,353	→
Quarter ending December 2016	2,358	→
Quarter ending March 2017	2,329	↓
Variance since March 2016	1.3%	→



ACTIVITY



Month	Adjusted Scheduled Activity (UDA)	
	2016	2017
April	257	359
May	472	725
June	791	1,113
July	1,483	1,589
August	1,906	2,096
September	2,418	2,505
October	2,838	2,914
November	3,255	3,411
December	3,529	3,796
January	3,823	4,242
February	4,365	4,673
March	4,718	4,864
April	4,929	5,053
May	4,929	5,062
June	4,930	5,065

QUALITY

	Quantity	Base Number	Contract	AT	Region	England
% of FP17s for the same patient ID Re-attending within 3 months - Children	210	2,730	7.7%	12.0%	11.9%	12.3%
% of FP17s for the same patient ID Re-attending within 3 months - Adults	39	294	13.3%	17.2%	16.6%	16.7%
% of FP17s for the same patient ID Re-attending between 3 & 9 months - Children	1,506	2,730	55.2%	55.4%	60.2%	57.6%
% of FP17s for the same patient ID Re-attending between 3 & 9 months - Adults	176	294	59.9%	48.3%	51.5%	50.1%
% of FP17s for Band 1 Urgent Courses	123	2,980	4.1%	10.8%	9.5%	9.1%
% of FP17s Relating to Free Repair or Replacements	1	2,980	0.0%	0.6%	0.7%	0.8%
% of FP17s Relating to Continuations	2	2,980	0.1%	1.0%	1.2%	1.2%
% of Patients satisfied with the dentistry they have received	5	5	N/A	91.9%	93.1%	92.8%
% of Patients satisfied with the time they had to wait for an appointment	5	5	N/A	88.1%	88.8%	88.7%

* This is based on patients treated on this contract for their most recent course of treatment. Figures in italics indicate the base number of FP17s or Patient Questionnaire responses are less than 100. N/A is shown where the base number of responses is less than 10 during the period. % is calculated as Quantity/Base number*100

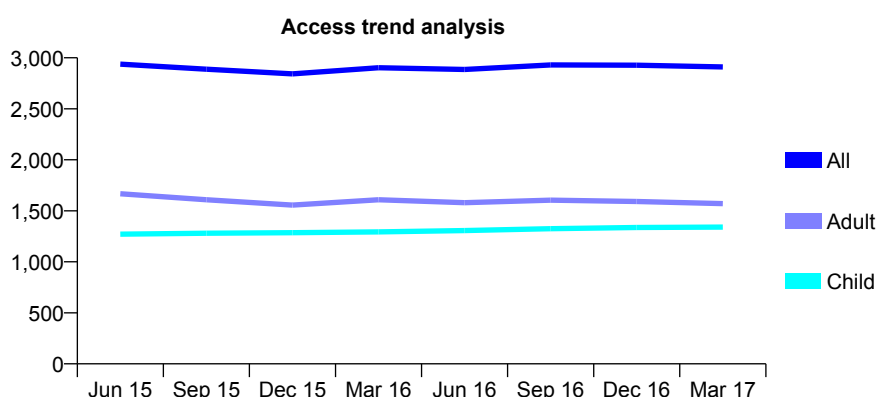
Q67 - Vital Signs At a Glance Contract Report for 828963/0001 - Year end March 2017

Name or company name	MR SM PEARCE
Contract type name	GDS Contract
Purpose of contract	General
Contract start date	01/04/2006
Contract end date	

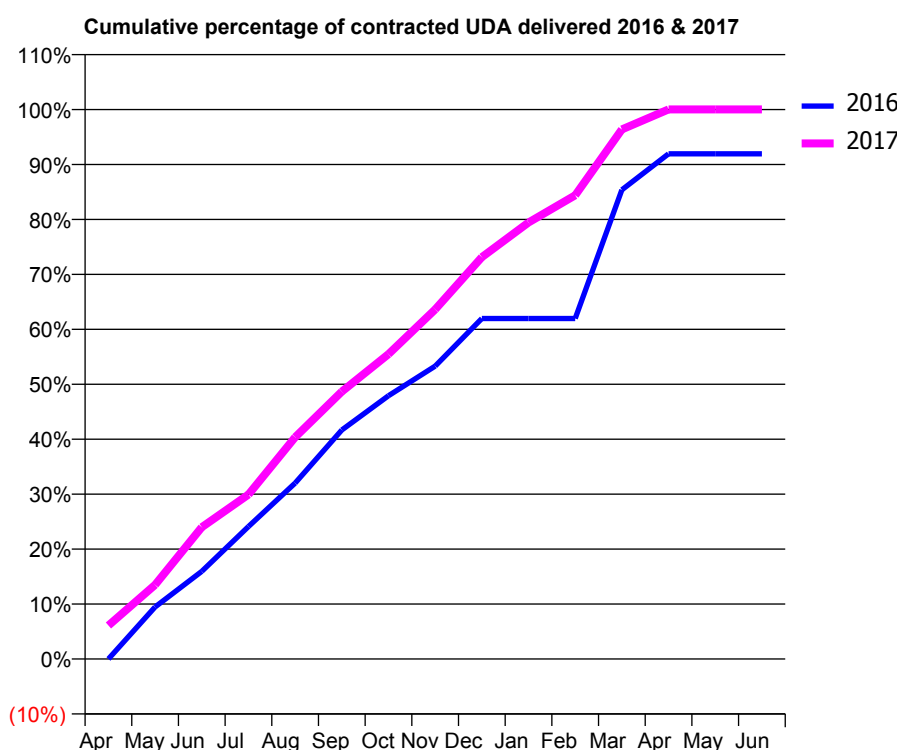
16/17 Contracted general activity (UDA)	4,413
Carry forward general activity (UDA)	-80
16/17 Contracted orthodontic activity (UOA)	0
Carry forward orthodontic activity (UOA)	0
Baseline contract value	£107,899.60

ACCESS*

Patients seen in 24 months	Total	Change since previous quarter
Quarter ending March 2016	2,902	
Quarter ending June 2016	2,886	→
Quarter ending September 2016	2,930	→
Quarter ending December 2016	2,928	→
Quarter ending March 2017	2,911	→
Variance since March 2016	0.3%	→



ACTIVITY



Month	Adjusted Scheduled Activity (UDA)	
	2016	2017
April	1	269
May	418	596
June	704	1,058
July	1,064	1,321
August	1,413	1,781
September	1,839	2,147
October	2,114	2,448
November	2,352	2,807
December	2,734	3,227
January	2,734	3,505
February	2,734	3,724
March	3,768	4,253
April	4,057	4,413
May	4,057	4,413
June	4,057	4,413

QUALITY

	Quantity	Base Number	Contract	AT	Region	England
% of FP17s for the same patient ID Re-attending within 3 months - Children	66	1,815	3.6%	12.0%	11.9%	12.3%
% of FP17s for the same patient ID Re-attending within 3 months - Adults	41	1,538	2.7%	17.2%	16.6%	16.7%
% of FP17s for the same patient ID Re-attending between 3 & 9 months - Children	912	1,815	50.2%	55.4%	60.2%	57.6%
% of FP17s for the same patient ID Re-attending between 3 & 9 months - Adults	643	1,538	41.8%	48.3%	51.5%	50.1%
% of FP17s for Band 1 Urgent Courses	0	3,223	0.0%	10.8%	9.5%	9.1%
% of FP17s Relating to Free Repair or Replacements	0	3,223	0.0%	0.6%	0.7%	0.8%
% of FP17s Relating to Continuations	18	3,223	0.6%	1.0%	1.2%	1.2%
% of Patients satisfied with the dentistry they have received	10	10	100.0%	91.9%	93.1%	92.8%
% of Patients satisfied with the time they had to wait for an appointment	10	10	100.0%	88.1%	88.8%	88.7%

* This is based on patients treated on this contract for their most recent course of treatment. Figures in italics indicate the base number of FP17s or Patient Questionnaire responses are less than 100. N/A is shown where the base number of responses is less than 10 during the period. % is calculated as Quantity/Base number*100

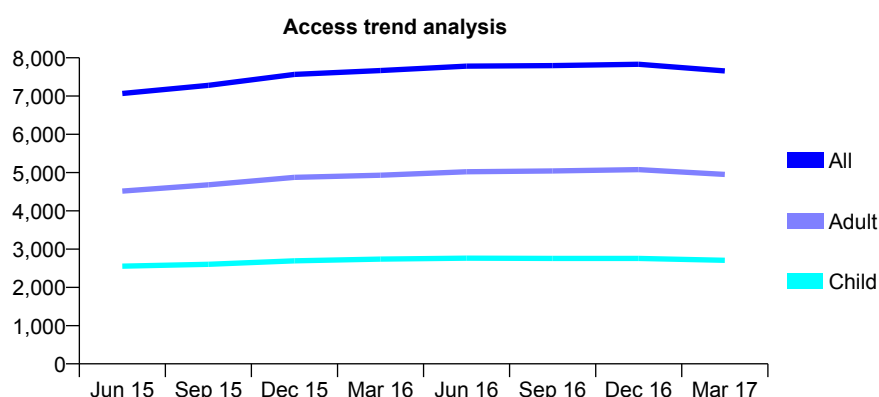
Q67 - Vital Signs At a Glance Contract Report for 829285/0003 - Year end March 2017

Name or company name	MRS CO ADELOYE
Contract type name	GDS Contract
Purpose of contract	General
Contract start date	08/12/2006
Contract end date	

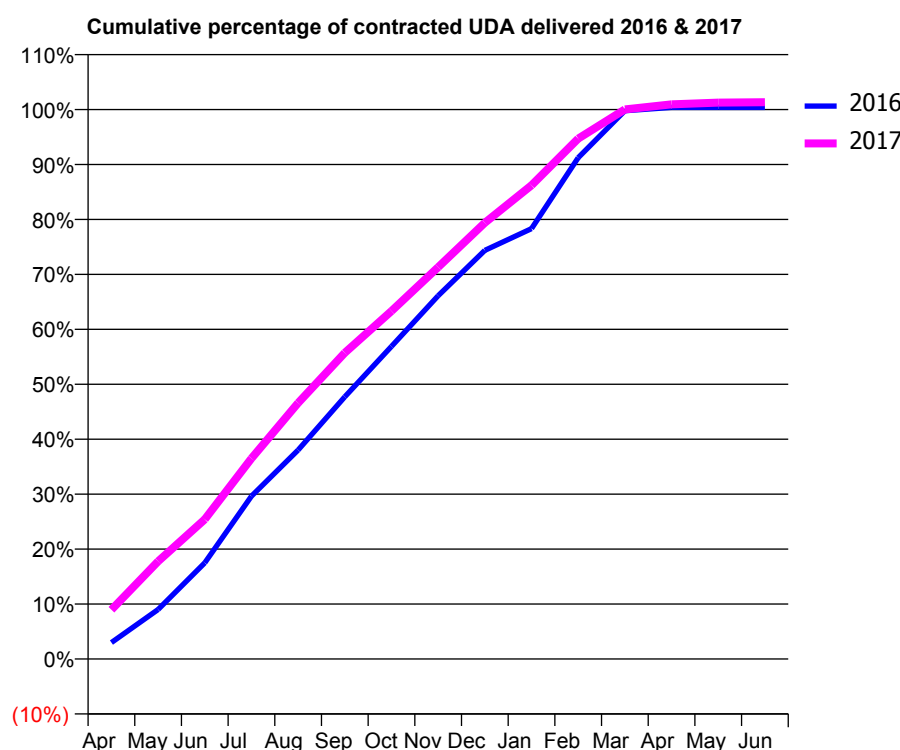
16/17 Contracted general activity (UDA)	21,200
Carry forward general activity (UDA)	-82
16/17 Contracted orthodontic activity (UOA)	0
Carry forward orthodontic activity (UOA)	0
Baseline contract value	£514,968.51

ACCESS*

Patients seen in 24 months	Total	Change since previous quarter
Quarter ending March 2016	7,667	
Quarter ending June 2016	7,782	→
Quarter ending September 2016	7,797	→
Quarter ending December 2016	7,831	→
Quarter ending March 2017	7,658	↓
Variance since March 2016	(0.1%)	→



ACTIVITY



Adjusted Scheduled Activity (UDA)		
Month	2016	2017
April	637	1,899
May	1,913	3,768
June	3,710	5,387
July	6,285	7,739
August	8,067	9,880
September	10,115	11,816
October	12,063	13,426
November	14,019	15,120
December	15,766	16,832
January	16,604	18,277
February	19,343	20,077
March	21,154	21,204
April	21,281	21,398
May	21,282	21,465
June	21,282	21,480

QUALITY

	Quantity	Base Number	Contract	AT	Region	England
% of FP17s for the same patient ID Re-attending within 3 months - Children	174	3,219	5.4%	12.0%	11.9%	12.3%
% of FP17s for the same patient ID Re-attending within 3 months - Adults	776	5,584	13.9%	17.2%	16.6%	16.7%
% of FP17s for the same patient ID Re-attending between 3 & 9 months - Children	1,539	3,219	47.8%	55.4%	60.2%	57.6%
% of FP17s for the same patient ID Re-attending between 3 & 9 months - Adults	2,211	5,584	39.6%	48.3%	51.5%	50.1%
% of FP17s for Band 1 Urgent Courses	824	8,940	9.2%	10.8%	9.5%	9.1%
% of FP17s Relating to Free Repair or Replacements	126	8,940	1.4%	0.6%	0.7%	0.8%
% of FP17s Relating to Continuations	69	8,940	0.8%	1.0%	1.2%	1.2%
% of Patients satisfied with the dentistry they have received	15	16	93.8%	91.9%	93.1%	92.8%
% of Patients satisfied with the time they had to wait for an appointment	16	16	100.0%	88.1%	88.8%	88.7%

* This is based on patients treated on this contract for their most recent course of treatment. Figures in italics indicate the base number of FP17s or Patient Questionnaire responses are less than 100. N/A is shown where the base number of responses is less than 10 during the period. % is calculated as Quantity/Base number*100

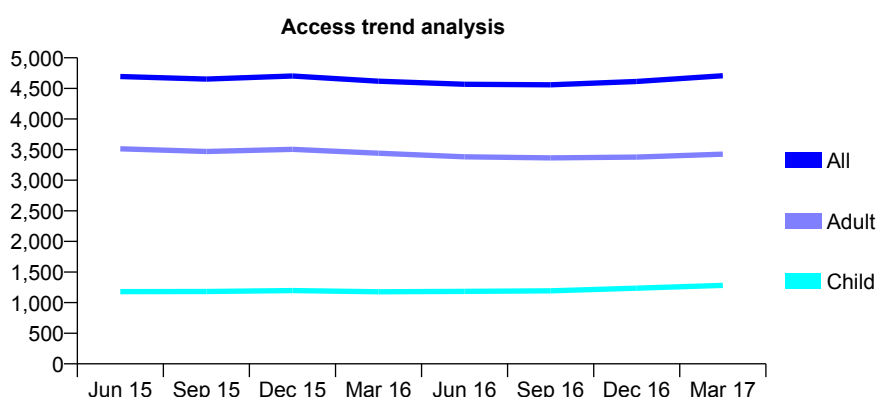
Q67 - Vital Signs At a Glance Contract Report for 829285/0004 - Year end March 2017

Name or company name	MRS CO ADELOYE
Contract type name	GDS Contract
Purpose of contract	General
Contract start date	02/07/2007
Contract end date	

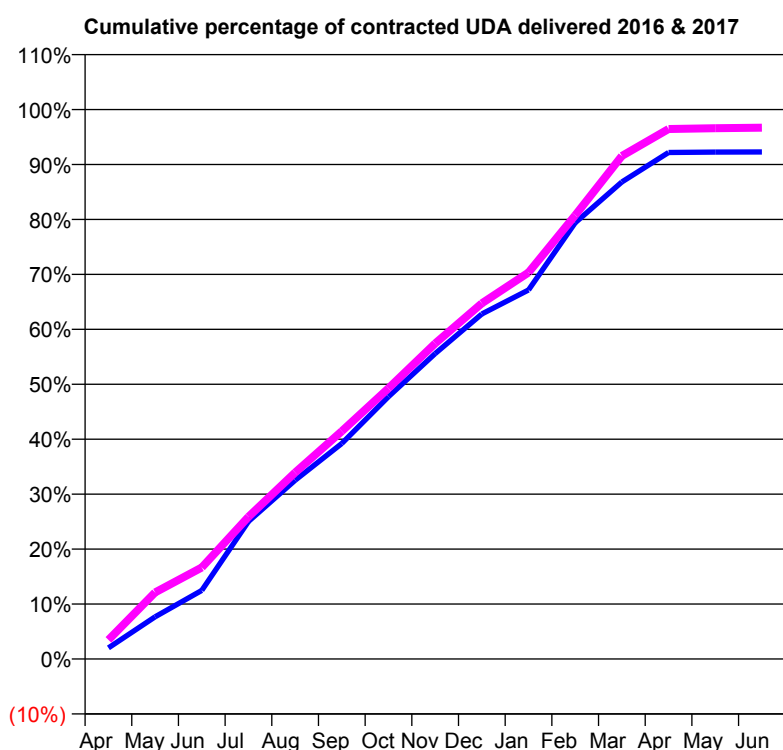
16/17 Contracted general activity (UDA)	16,500
Carry forward general activity (UDA)	0
16/17 Contracted orthodontic activity (UOA)	0
Carry forward orthodontic activity (UOA)	0
Baseline contract value	£354,118.70

ACCESS*

Patients seen in 24 months	Total	Change since previous quarter
Quarter ending March 2016	4,618	
Quarter ending June 2016	4,567	↓
Quarter ending September 2016	4,558	→
Quarter ending December 2016	4,614	→
Quarter ending March 2017	4,708	↑
Variance since March 2016	1.9%	→



ACTIVITY



Adjusted Scheduled Activity (UDA)		
Month	2016	2017
April	332	575
May	1,268	2,002
June	2,059	2,749
July	4,130	4,269
August	5,368	5,599
September	6,472	6,842
October	7,877	8,129
November	9,171	9,477
December	10,359	10,679
January	11,080	11,604
February	13,101	13,323
March	14,325	15,105
April	15,209	15,915
May	15,221	15,939
June	15,224	15,954

QUALITY

	Quantity	Base Number	Contract	AT	Region	England
% of FP17s for the same patient ID Re-attending within 3 months - Children	148	1,760	8.4%	12.0%	11.9%	12.3%
% of FP17s for the same patient ID Re-attending within 3 months - Adults	887	4,648	19.1%	17.2%	16.6%	16.7%
% of FP17s for the same patient ID Re-attending between 3 & 9 months - Children	842	1,760	47.8%	55.4%	60.2%	57.6%
% of FP17s for the same patient ID Re-attending between 3 & 9 months - Adults	1,941	4,648	41.8%	48.3%	51.5%	50.1%
% of FP17s for Band 1 Urgent Courses	829	6,378	13.0%	10.8%	9.5%	9.1%
% of FP17s Relating to Free Repair or Replacements	74	6,378	1.2%	0.6%	0.7%	0.8%
% of FP17s Relating to Continuations	71	6,378	1.1%	1.0%	1.2%	1.2%
% of Patients satisfied with the dentistry they have received	10	10	100.0%	91.9%	93.1%	92.8%
% of Patients satisfied with the time they had to wait for an appointment	10	10	100.0%	88.1%	88.8%	88.7%

* This is based on patients treated on this contract for their most recent course of treatment. Figures in italics indicate the base number of FP17s or Patient Questionnaire responses are less than 100. N/A is shown where the base number of responses is less than 10 during the period. % is calculated as Quantity/Base number*100

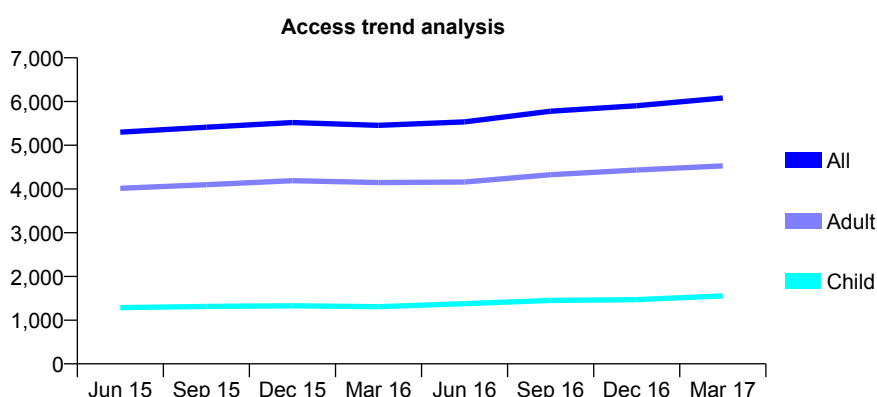
Q67 - Vital Signs At a Glance Contract Report for 829285/0005 - Year end March 2017

Name or company name	MRS CO ADELOYE
Contract type name	GDS Contract
Purpose of contract	General
Contract start date	01/06/2008
Contract end date	

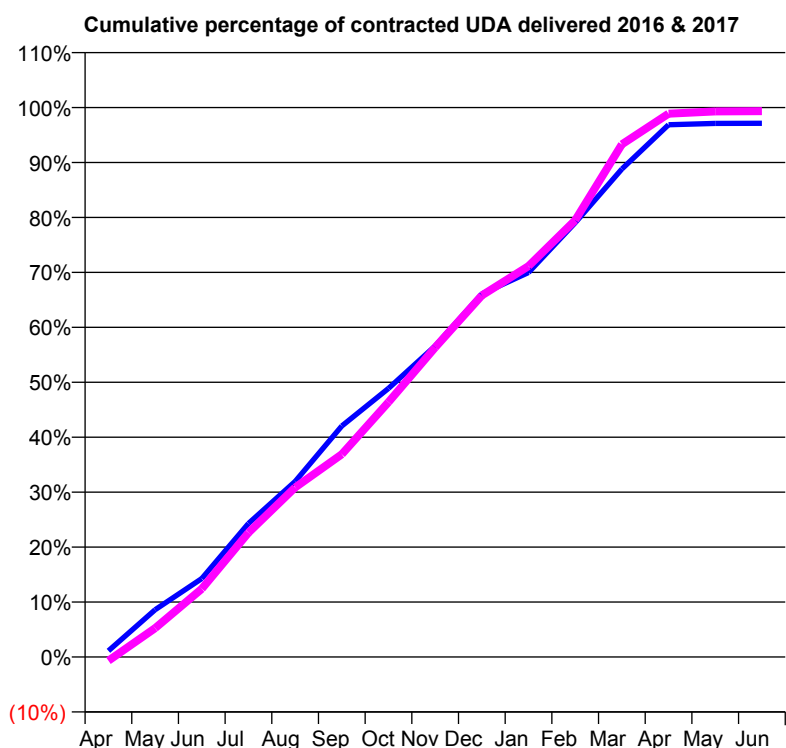
16/17 Contracted general activity (UDA)	18,000
Carry forward general activity (UDA)	518
16/17 Contracted orthodontic activity (UOA)	0
Carry forward orthodontic activity (UOA)	0
Baseline contract value	£427,532.62

ACCESS*

Patients seen in 24 months	Total	Change since previous quarter
Quarter ending March 2016	5,455	
Quarter ending June 2016	5,535	→
Quarter ending September 2016	5,777	↑
Quarter ending December 2016	5,904	↑
Quarter ending March 2017	6,080	↑
Variance since March 2016	11.5%	↑



ACTIVITY



Adjusted Scheduled Activity (UDA)		
Month	2016	2017
April	205	-124
May	1,550	944
June	2,571	2,233
July	4,373	4,074
August	5,751	5,555
September	7,566	6,643
October	8,800	8,348
November	10,189	10,142
December	11,893	11,845
January	12,597	12,807
February	14,227	14,306
March	15,985	16,792
April	17,436	17,797
May	17,479	17,874
June	17,482	17,882

QUALITY

	Quantity	Base Number	Contract	AT	Region	England
% of FP17s for the same patient ID Re-attending within 3 months - Children	160	2,128	7.5%	12.0%	11.9%	12.3%
% of FP17s for the same patient ID Re-attending within 3 months - Adults	1,008	5,845	17.2%	17.2%	16.6%	16.7%
% of FP17s for the same patient ID Re-attending between 3 & 9 months - Children	965	2,128	45.3%	55.4%	60.2%	57.6%
% of FP17s for the same patient ID Re-attending between 3 & 9 months - Adults	2,291	5,845	39.2%	48.3%	51.5%	50.1%
% of FP17s for Band 1 Urgent Courses	828	7,803	10.6%	10.8%	9.5%	9.1%
% of FP17s Relating to Free Repair or Replacements	165	7,803	2.1%	0.6%	0.7%	0.8%
% of FP17s Relating to Continuations	168	7,803	2.2%	1.0%	1.2%	1.2%
% of Patients satisfied with the dentistry they have received	18	18	100.0%	91.9%	93.1%	92.8%
% of Patients satisfied with the time they had to wait for an appointment	17	18	94.4%	88.1%	88.8%	88.7%

* This is based on patients treated on this contract for their most recent course of treatment. Figures in italics indicate the base number of FP17s or Patient Questionnaire responses are less than 100. N/A is shown where the base number of responses is less than 10 during the period. % is calculated as Quantity/Base number*100

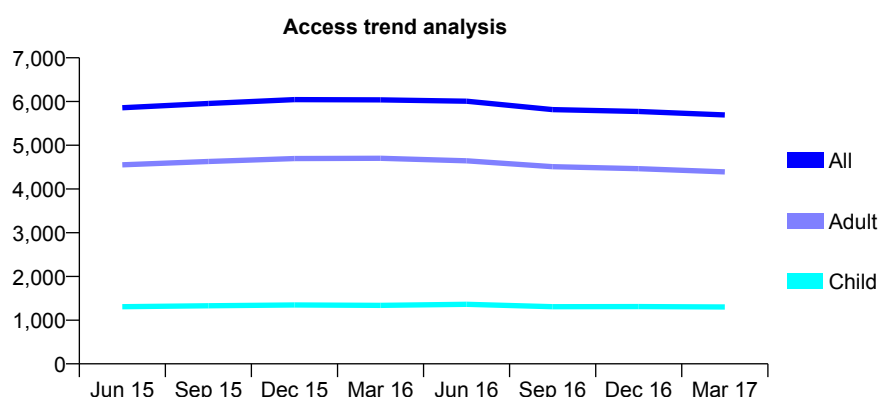
Q67 - Vital Signs At a Glance Contract Report for 844292/0001 - Year end March 2017

Name or company name	Mr Vikas Patel
Contract type name	GDS Contract
Purpose of contract	General
Contract start date	01/04/2006
Contract end date	

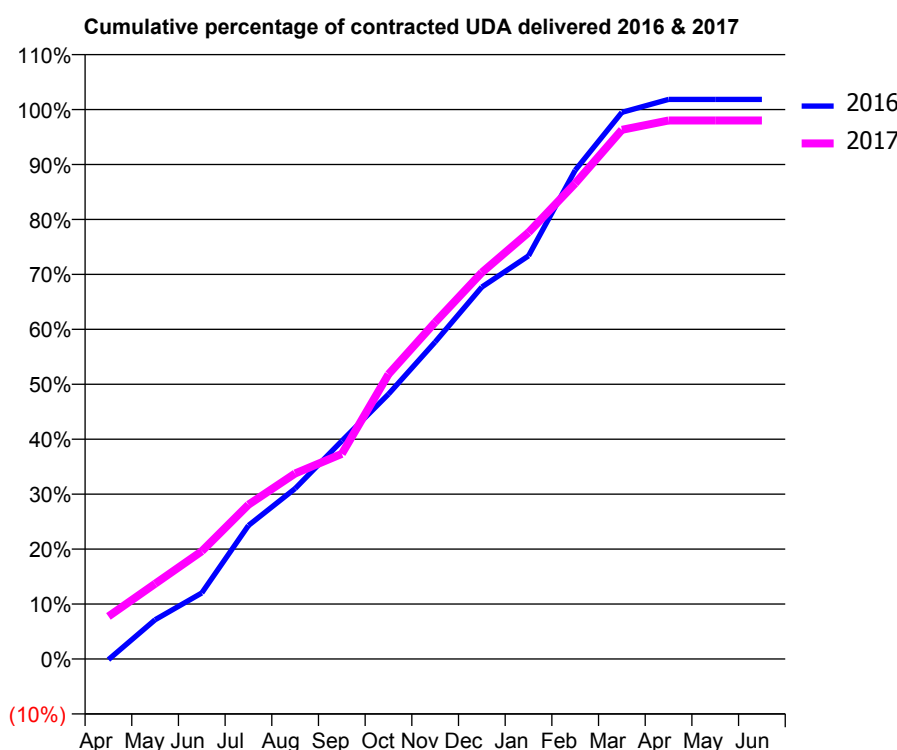
16/17 Contracted general activity (UDA)	15,454
Carry forward general activity (UDA)	-285
16/17 Contracted orthodontic activity (UOA)	0
Carry forward orthodontic activity (UOA)	0
Baseline contract value	£382,002.30

ACCESS*

Patients seen in 24 months	Total	Change since previous quarter
Quarter ending March 2016	6,039	
Quarter ending June 2016	6,006	→
Quarter ending September 2016	5,816	↓
Quarter ending December 2016	5,773	→
Quarter ending March 2017	5,692	↓
Variance since March 2016	(5.7%)	↓



ACTIVITY



Adjusted Scheduled Activity (UDA)		
Month	2016	2017
April	-22	1,197
May	1,106	2,117
June	1,858	3,034
July	3,755	4,340
August	4,793	5,217
September	6,134	5,770
October	7,449	8,008
November	8,915	9,470
December	10,460	10,870
January	11,338	11,994
February	13,747	13,374
March	15,375	14,884
April	15,739	15,145
May	15,739	15,146
June	15,739	15,146

QUALITY

	Quantity	Base Number	Contract	AT	Region	England
% of FP17s for the same patient ID Re-attending within 3 months - Children	99	1,606	6.2%	12.0%	11.9%	12.3%
% of FP17s for the same patient ID Re-attending within 3 months - Adults	764	5,353	14.3%	17.2%	16.6%	16.7%
% of FP17s for the same patient ID Re-attending between 3 & 9 months - Children	810	1,606	50.4%	55.4%	60.2%	57.6%
% of FP17s for the same patient ID Re-attending between 3 & 9 months - Adults	2,448	5,353	45.7%	48.3%	51.5%	50.1%
% of FP17s for Band 1 Urgent Courses	638	7,012	9.1%	10.8%	9.5%	9.1%
% of FP17s Relating to Free Repair or Replacements	111	7,012	1.6%	0.6%	0.7%	0.8%
% of FP17s Relating to Continuations	76	7,012	1.1%	1.0%	1.2%	1.2%
% of Patients satisfied with the dentistry they have received	8	12	66.7%	91.9%	93.1%	92.8%
% of Patients satisfied with the time they had to wait for an appointment	11	12	91.7%	88.1%	88.8%	88.7%

* This is based on patients treated on this contract for their most recent course of treatment. Figures in italics indicate the base number of FP17s or Patient Questionnaire responses are less than 100. N/A is shown where the base number of responses is less than 10 during the period. % is calculated as Quantity/Base number*100

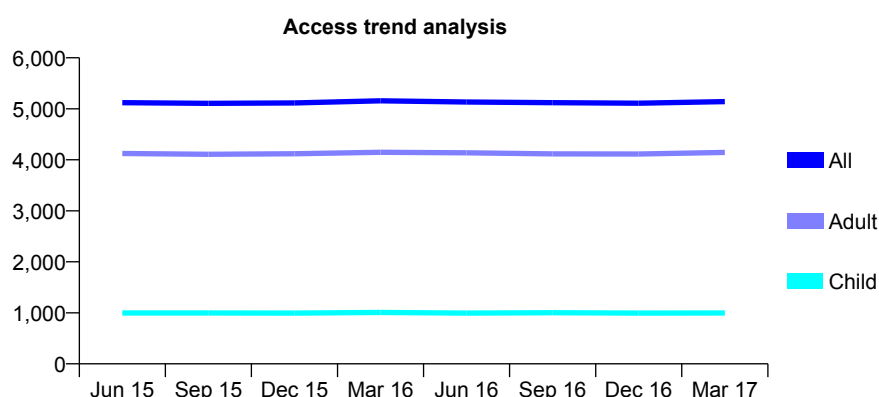
Q67 - Vital Signs At a Glance Contract Report for 847259/0001 - Year end March 2017

Name or company name	MR GT HAMILL
Contract type name	GDS Contract
Purpose of contract	General
Contract start date	01/04/2006
Contract end date	

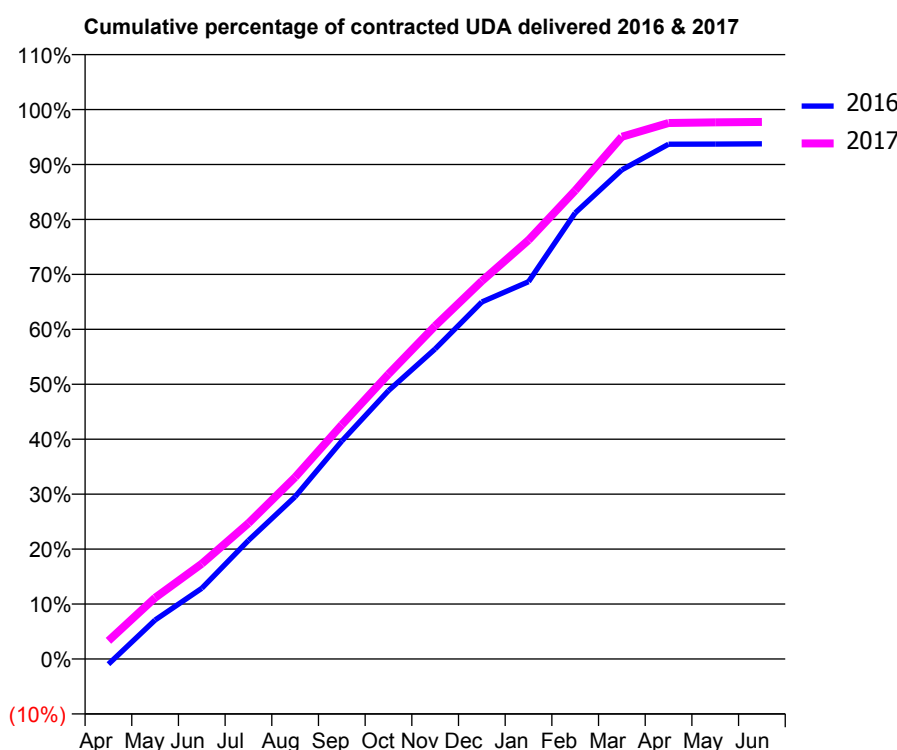
16/17 Contracted general activity (UDA)	18,773
Carry forward general activity (UDA)	0
16/17 Contracted orthodontic activity (UOA)	0
Carry forward orthodontic activity (UOA)	0
Baseline contract value	£417,244.19

ACCESS*

Patients seen in 24 months	Total	Change since previous quarter
Quarter ending March 2016	5,157	
Quarter ending June 2016	5,133	→
Quarter ending September 2016	5,119	→
Quarter ending December 2016	5,109	→
Quarter ending March 2017	5,142	→
Variance since March 2016	(0.3%)	→



ACTIVITY



Month	Adjusted Scheduled Activity (UDA)	
	2016	2017
April	-180	621
May	1,334	2,093
June	2,418	3,257
July	4,053	4,639
August	5,545	6,211
September	7,448	8,003
October	9,169	9,731
November	10,595	11,382
December	12,200	12,913
January	12,889	14,311
February	15,241	16,004
March	16,714	17,844
April	17,588	18,310
May	17,592	18,335
June	17,600	18,346

QUALITY

	Quantity	Base Number	Contract	AT	Region	England
% of FP17s for the same patient ID Re-attending within 3 months - Children	97	1,720	5.6%	12.0%	11.9%	12.3%
% of FP17s for the same patient ID Re-attending within 3 months - Adults	1,024	6,831	15.0%	17.2%	16.6%	16.7%
% of FP17s for the same patient ID Re-attending between 3 & 9 months - Children	1,294	1,720	75.2%	55.4%	60.2%	57.6%
% of FP17s for the same patient ID Re-attending between 3 & 9 months - Adults	4,402	6,831	64.4%	48.3%	51.5%	50.1%
% of FP17s for Band 1 Urgent Courses	418	8,349	5.0%	10.8%	9.5%	9.1%
% of FP17s Relating to Free Repair or Replacements	192	8,349	2.3%	0.6%	0.7%	0.8%
% of FP17s Relating to Continuations	199	8,349	2.4%	1.0%	1.2%	1.2%
% of Patients satisfied with the dentistry they have received	23	23	100.0%	91.9%	93.1%	92.8%
% of Patients satisfied with the time they had to wait for an appointment	22	23	95.7%	88.1%	88.8%	88.7%

* This is based on patients treated on this contract for their most recent course of treatment. Figures in italics indicate the base number of FP17s or Patient Questionnaire responses are less than 100. N/A is shown where the base number of responses is less than 10 during the period. % is calculated as Quantity/Base number*100

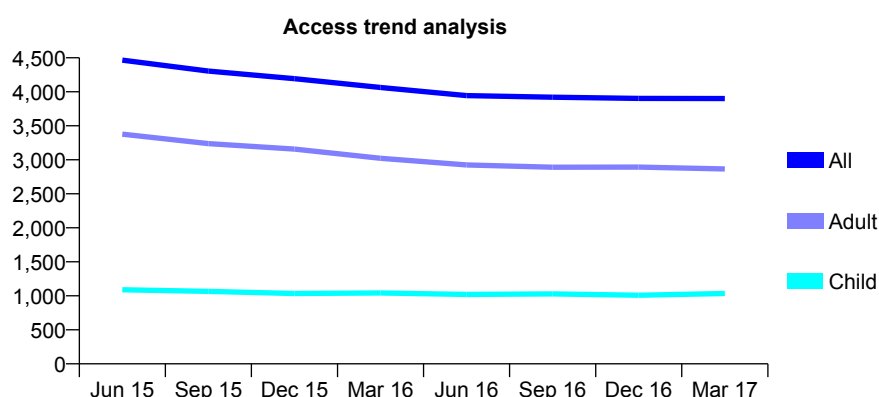
Q67 - Vital Signs At a Glance Contract Report for 848220/0001 - Year end March 2017

Name or company name	MS M RAMZANI
Contract type name	GDS Contract
Purpose of contract	General
Contract start date	01/04/2006
Contract end date	

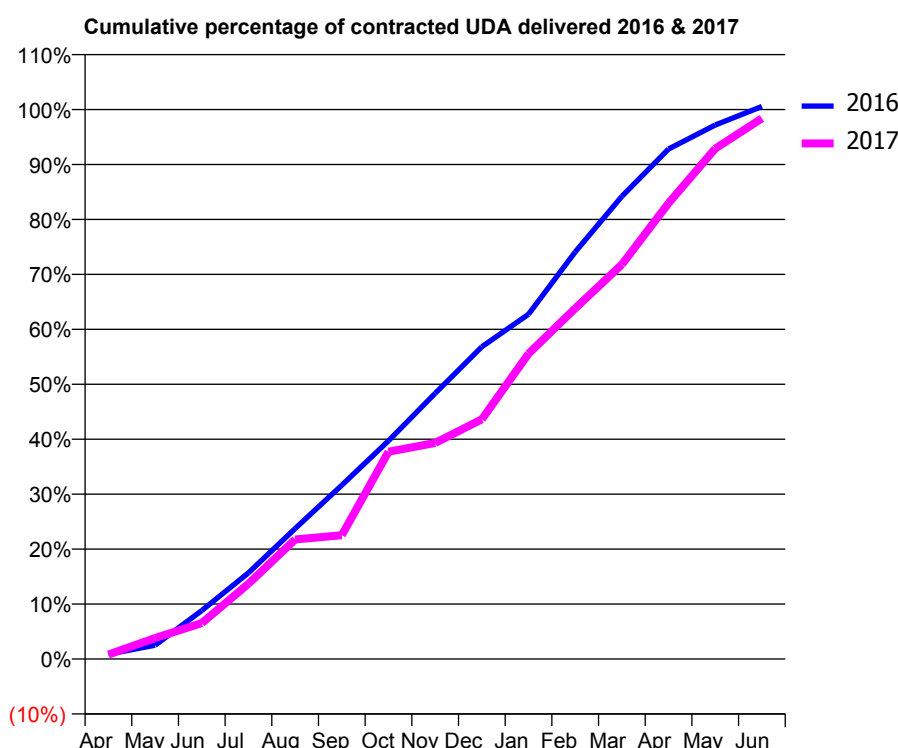
16/17 Contracted general activity (UDA)	17,760
Carry forward general activity (UDA)	-98
16/17 Contracted orthodontic activity (UOA)	0
Carry forward orthodontic activity (UOA)	0
Baseline contract value	£438,999.03

ACCESS*

Patients seen in 24 months	Total	Change since previous quarter
Quarter ending March 2016	4,064	
Quarter ending June 2016	3,945	↓
Quarter ending September 2016	3,920	→
Quarter ending December 2016	3,903	→
Quarter ending March 2017	3,900	→
Variance since March 2016	(4.0%)	↓



ACTIVITY



Adjusted Scheduled Activity (UDA)		
Month	2016	2017
April	156	145
May	447	679
June	1,566	1,163
July	2,784	2,435
August	4,216	3,865
September	5,618	4,003
October	7,052	6,701
November	8,585	6,984
December	10,090	7,747
January	11,142	9,869
February	13,155	11,333
March	14,952	12,750
April	16,482	14,731
May	17,260	16,495
June	17,858	17,472

QUALITY

	Quantity	Base Number	Contract	AT	Region	England
% of FP17s for the same patient ID Re-attending within 3 months - Children	104	1,298	8.0%	12.0%	11.9%	12.3%
% of FP17s for the same patient ID Re-attending within 3 months - Adults	495	3,381	14.6%	17.2%	16.6%	16.7%
% of FP17s for the same patient ID Re-attending between 3 & 9 months - Children	454	1,298	35.0%	55.4%	60.2%	57.6%
% of FP17s for the same patient ID Re-attending between 3 & 9 months - Adults	1,227	3,381	36.3%	48.3%	51.5%	50.1%
% of FP17s for Band 1 Urgent Courses	446	5,060	8.8%	10.8%	9.5%	9.1%
% of FP17s Relating to Free Repair or Replacements	109	5,060	2.2%	0.6%	0.7%	0.8%
% of FP17s Relating to Continuations	51	5,060	1.0%	1.0%	1.2%	1.2%
% of Patients satisfied with the dentistry they have received	7	8	N/A	91.9%	93.1%	92.8%
% of Patients satisfied with the time they had to wait for an appointment	6	8	N/A	88.1%	88.8%	88.7%

* This is based on patients treated on this contract for their most recent course of treatment. Figures in italics indicate the base number of FP17s or Patient Questionnaire responses are less than 100. N/A is shown where the base number of responses is less than 10 during the period. % is calculated as Quantity/Base number*100

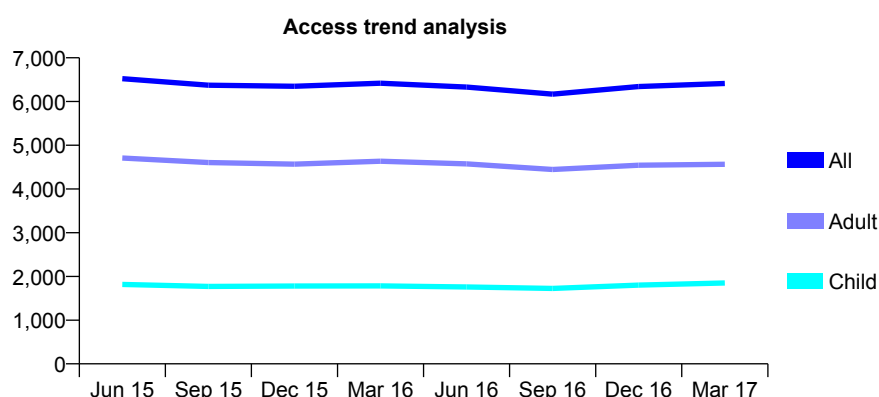
Q67 - Vital Signs At a Glance Contract Report for 855405/0001 - Year end March 2017

Name or company name	MR M VAHID
Contract type name	GDS Contract
Purpose of contract	General
Contract start date	01/02/2007
Contract end date	

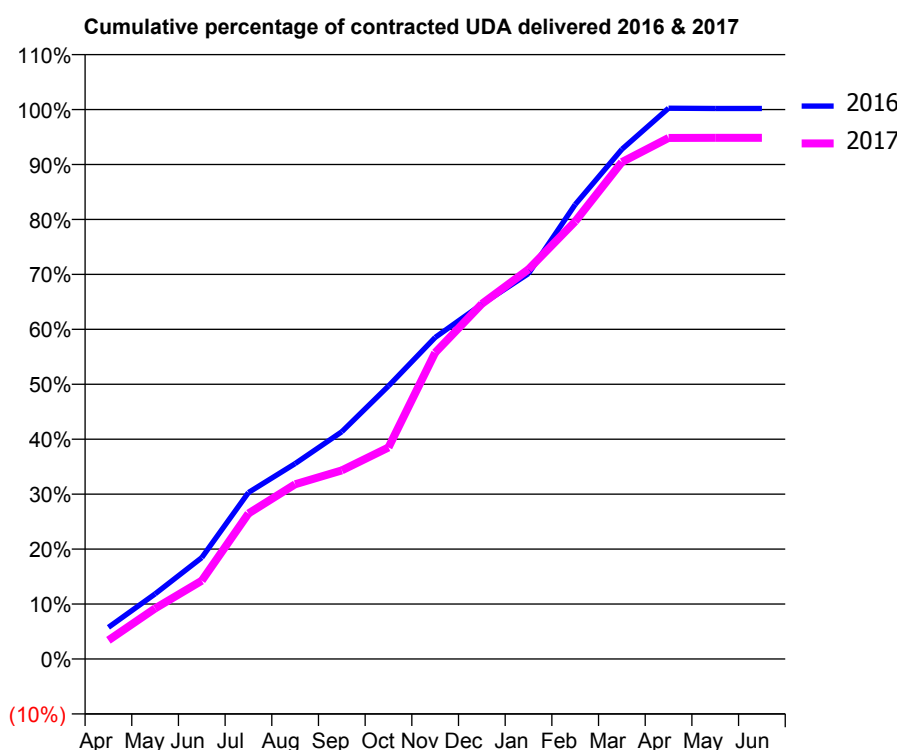
16/17 Contracted general activity (UDA)	17,664
Carry forward general activity (UDA)	-33
16/17 Contracted orthodontic activity (UOA)	0
Carry forward orthodontic activity (UOA)	0
Baseline contract value	£431,933.69

ACCESS*

Patients seen in 24 months	Total	Change since previous quarter
Quarter ending March 2016	6,419	
Quarter ending June 2016	6,331	↓
Quarter ending September 2016	6,170	↓
Quarter ending December 2016	6,344	↑
Quarter ending March 2017	6,413	→
Variance since March 2016	(0.1%)	→



ACTIVITY



Adjusted Scheduled Activity (UDA)		
Month	2016	2017
April	1,020	602
May	2,093	1,625
June	3,258	2,520
July	5,352	4,679
August	6,280	5,620
September	7,306	6,062
October	8,778	6,799
November	10,337	9,847
December	11,404	11,416
January	12,391	12,529
February	14,610	14,068
March	16,386	15,975
April	17,706	16,751
May	17,698	16,754
June	17,697	16,755

QUALITY

	Quantity	Base Number	Contract	AT	Region	England
% of FP17s for the same patient ID Re-attending within 3 months - Children	195	2,771	7.0%	12.0%	11.9%	12.3%
% of FP17s for the same patient ID Re-attending within 3 months - Adults	1,063	6,823	15.6%	17.2%	16.6%	16.7%
% of FP17s for the same patient ID Re-attending between 3 & 9 months - Children	1,672	2,771	60.3%	55.4%	60.2%	57.6%
% of FP17s for the same patient ID Re-attending between 3 & 9 months - Adults	3,739	6,823	54.8%	48.3%	51.5%	50.1%
% of FP17s for Band 1 Urgent Courses	1,353	9,339	14.5%	10.8%	9.5%	9.1%
% of FP17s Relating to Free Repair or Replacements	3	9,339	0.0%	0.6%	0.7%	0.8%
% of FP17s Relating to Continuations	13	9,339	0.1%	1.0%	1.2%	1.2%
% of Patients satisfied with the dentistry they have received	13	14	92.9%	91.9%	93.1%	92.8%
% of Patients satisfied with the time they had to wait for an appointment	14	14	100.0%	88.1%	88.8%	88.7%

* This is based on patients treated on this contract for their most recent course of treatment. Figures in italics indicate the base number of FP17s or Patient Questionnaire responses are less than 100. N/A is shown where the base number of responses is less than 10 during the period. % is calculated as Quantity/Base number*100

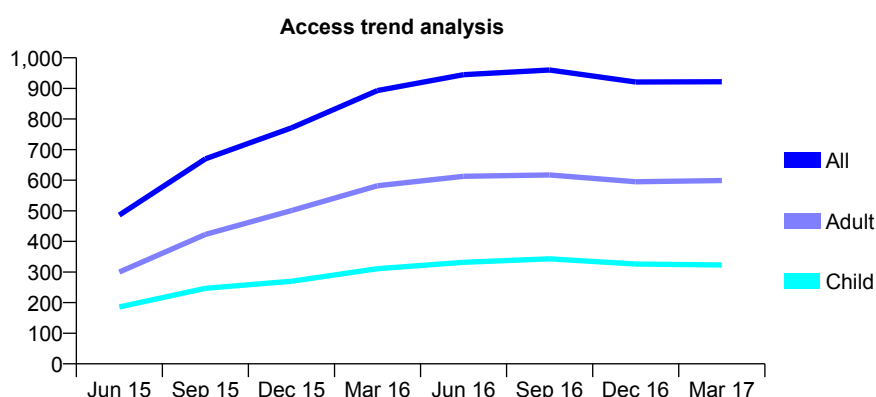
Q67 - Vital Signs At a Glance Contract Report for 859745/0001 - Year end March 2017

Name or company name	MRS TO ILORI
Contract type name	GDS Contract
Purpose of contract	General
Contract start date	13/10/2014
Contract end date	

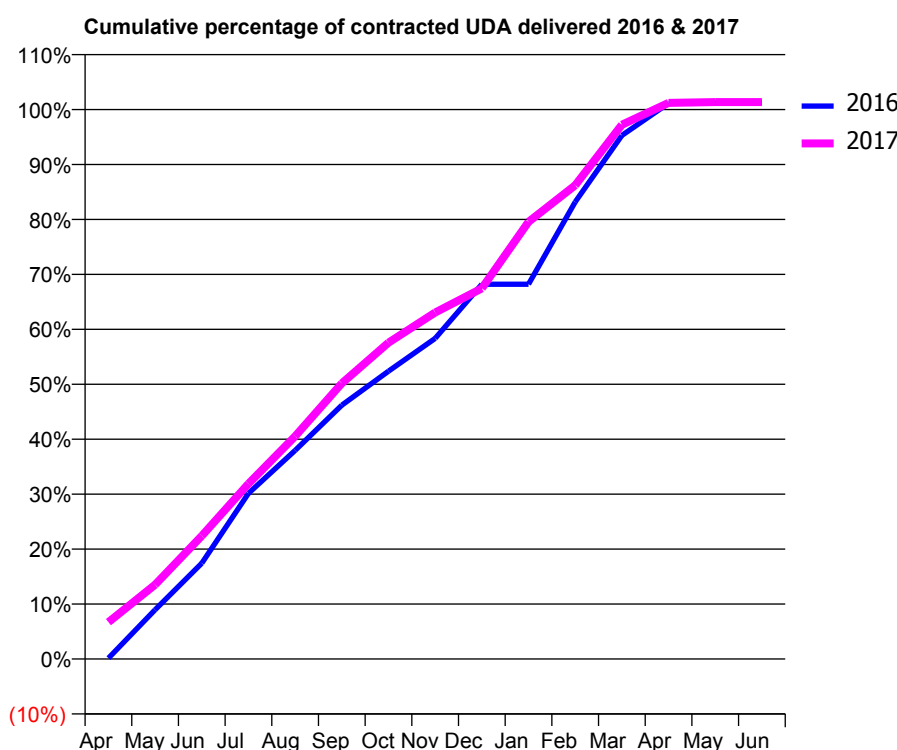
16/17 Contracted general activity (UDA)	2,003
Carry forward general activity (UDA)	-26
16/17 Contracted orthodontic activity (UOA)	0
Carry forward orthodontic activity (UOA)	0
Baseline contract value	£50,250.05

ACCESS*

Patients seen in 24 months	Total	Change since previous quarter
Quarter ending March 2016	893	
Quarter ending June 2016	945	↑
Quarter ending September 2016	960	→
Quarter ending December 2016	921	↓
Quarter ending March 2017	922	→
Variance since March 2016	3.2%	↑



ACTIVITY



Adjusted Scheduled Activity (UDA)		
Month	2016	2017
April	3	134
May	179	271
June	349	449
July	604	639
August	760	812
September	925	1,005
October	1,049	1,153
November	1,169	1,263
December	1,366	1,351
January	1,366	1,594
February	1,666	1,727
March	1,908	1,947
April	2,026	2,027
May	2,027	2,030
June	2,029	2,030

QUALITY

	Quantity	Base Number	Contract	AT	Region	England
% of FP17s for the same patient ID Re-attending within 3 months - Children	14	382	3.7%	12.0%	11.9%	12.3%
% of FP17s for the same patient ID Re-attending within 3 months - Adults	95	709	13.4%	17.2%	16.6%	16.7%
% of FP17s for the same patient ID Re-attending between 3 & 9 months - Children	80	382	20.9%	55.4%	60.2%	57.6%
% of FP17s for the same patient ID Re-attending between 3 & 9 months - Adults	212	709	29.9%	48.3%	51.5%	50.1%
% of FP17s for Band 1 Urgent Courses	125	1,048	11.9%	10.8%	9.5%	9.1%
% of FP17s Relating to Free Repair or Replacements	8	1,048	0.8%	0.6%	0.7%	0.8%
% of FP17s Relating to Continuations	11	1,048	1.0%	1.0%	1.2%	1.2%
% of Patients satisfied with the dentistry they have received	3	3	N/A	91.9%	93.1%	92.8%
% of Patients satisfied with the time they had to wait for an appointment	3	3	N/A	88.1%	88.8%	88.7%

* This is based on patients treated on this contract for their most recent course of treatment. Figures in italics indicate the base number of FP17s or Patient Questionnaire responses are less than 100. N/A is shown where the base number of responses is less than 10 during the period. % is calculated as Quantity/Base number*100

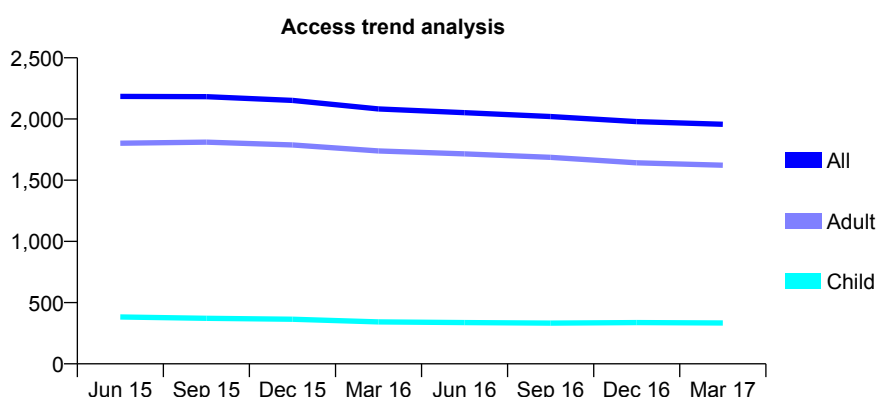
Q67 - Vital Signs At a Glance Contract Report for 912360/0001 - Year end March 2017

Name or company name	MR MP JONES
Contract type name	GDS Contract
Purpose of contract	General
Contract start date	01/04/2006
Contract end date	

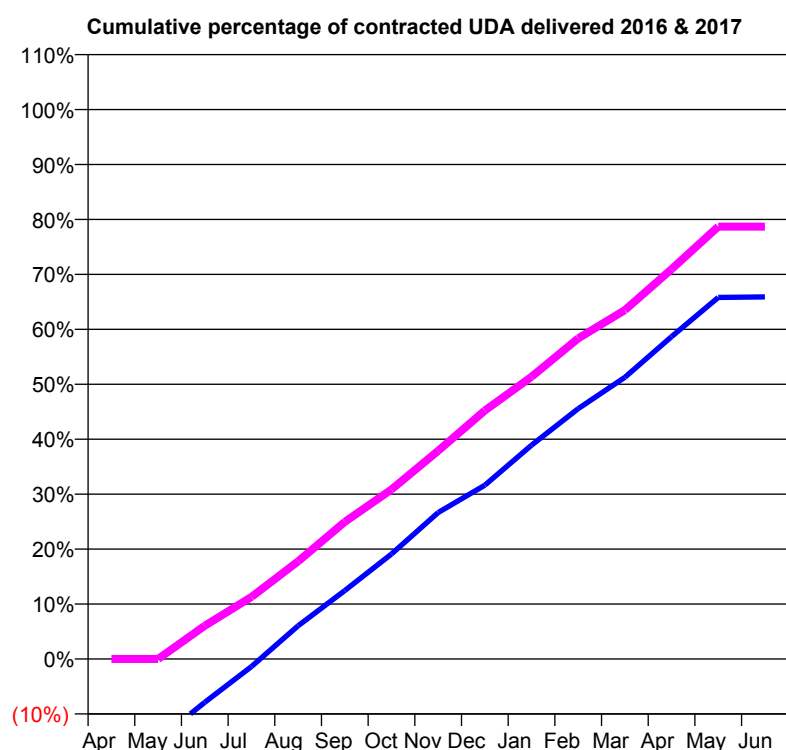
16/17 Contracted general activity (UDA)	6,421
Carry forward general activity (UDA)	0
16/17 Contracted orthodontic activity (UOA)	0
Carry forward orthodontic activity (UOA)	0
Baseline contract value	£142,711.07

ACCESS*

Patients seen in 24 months	Total	Change since previous quarter
Quarter ending March 2016	2,082	
Quarter ending June 2016	2,052	↓
Quarter ending September 2016	2,020	↓
Quarter ending December 2016	1,979	↓
Quarter ending March 2017	1,957	↓
Variance since March 2016	(6.0%)	↓



ACTIVITY



Adjusted Scheduled Activity (UDA)		
Month	2016	2017
April	-947	0
May	-947	0
June	-508	388
July	-89	726
August	389	1,141
September	800	1,603
October	1,227	1,981
November	1,711	2,433
December	2,031	2,904
January	2,498	3,297
February	2,925	3,746
March	3,291	4,076
April	3,768	4,555
May	4,225	5,052
June	4,231	5,053

QUALITY

	Quantity	Base Number	Contract	AT	Region	England
% of FP17s for the same patient ID Re-attending within 3 months - Children	12	448	2.7%	12.0%	11.9%	12.3%
% of FP17s for the same patient ID Re-attending within 3 months - Adults	262	2,415	10.8%	17.2%	16.6%	16.7%
% of FP17s for the same patient ID Re-attending between 3 & 9 months - Children	268	448	59.8%	55.4%	60.2%	57.6%
% of FP17s for the same patient ID Re-attending between 3 & 9 months - Adults	1,583	2,415	65.5%	48.3%	51.5%	50.1%
% of FP17s for Band 1 Urgent Courses	97	2,890	3.4%	10.8%	9.5%	9.1%
% of FP17s Relating to Free Repair or Replacements	25	2,890	0.9%	0.6%	0.7%	0.8%
% of FP17s Relating to Continuations	14	2,890	0.5%	1.0%	1.2%	1.2%
% of Patients satisfied with the dentistry they have received	7	7	N/A	91.9%	93.1%	92.8%
% of Patients satisfied with the time they had to wait for an appointment	7	7	N/A	88.1%	88.8%	88.7%

* This is based on patients treated on this contract for their most recent course of treatment. Figures in italics indicate the base number of FP17s or Patient Questionnaire responses are less than 100. N/A is shown where the base number of responses is less than 10 during the period. % is calculated as Quantity/Base number*100

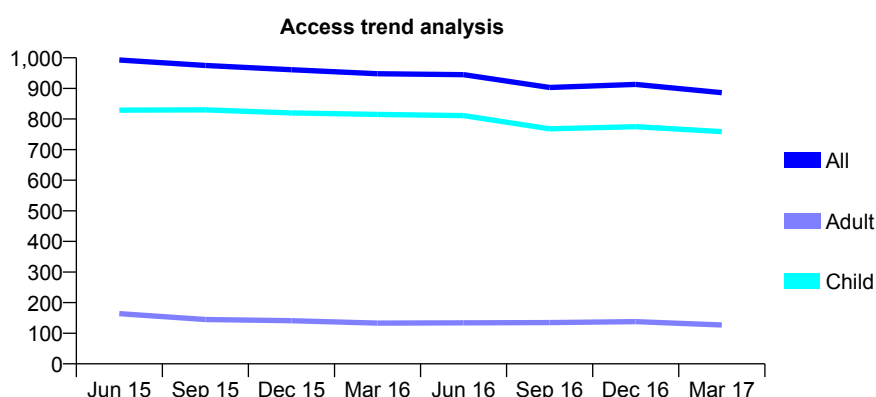
Q67 - Vital Signs At a Glance Contract Report for 913278/0001 - Year end March 2017

Name or company name	MRS LD LUNNESS-BARNES
Contract type name	GDS Contract
Purpose of contract	General
Contract start date	01/04/2006
Contract end date	

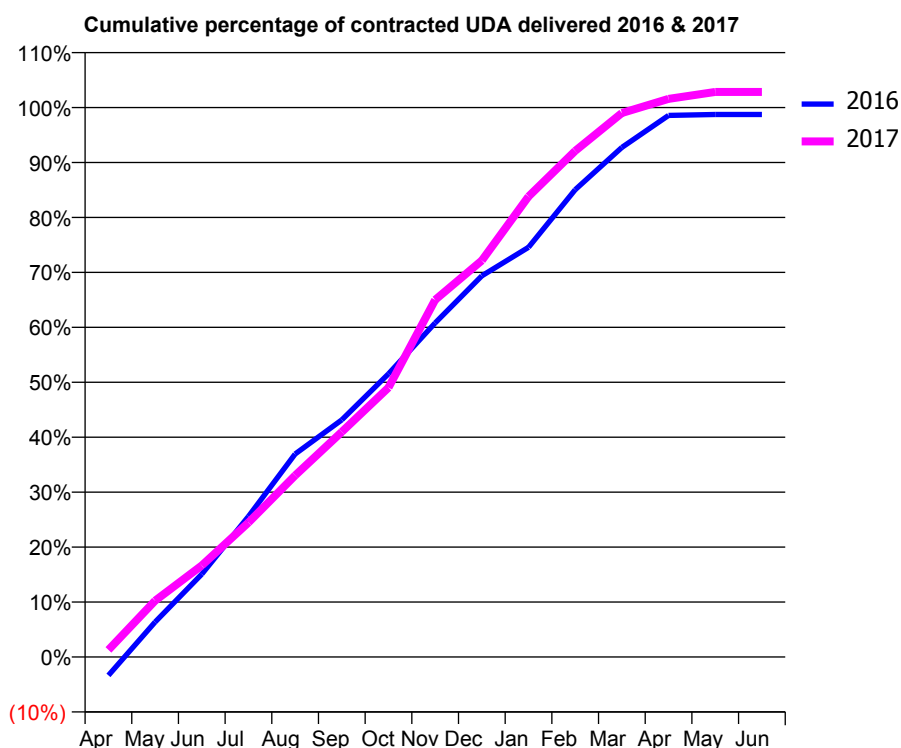
16/17 Contracted general activity (UDA)	1,700
Carry forward general activity (UDA)	22
16/17 Contracted orthodontic activity (UOA)	0
Carry forward orthodontic activity (UOA)	0
Baseline contract value	£42,030.98

ACCESS*

Patients seen in 24 months	Total	Change since previous quarter
Quarter ending March 2016	948	
Quarter ending June 2016	945	→
Quarter ending September 2016	903	↓
Quarter ending December 2016	913	→
Quarter ending March 2017	886	↓
Variance since March 2016	(6.5%)	↓



ACTIVITY



Adjusted Scheduled Activity (UDA)		
Month	2016	2017
April	-57	22
May	108	174
June	256	283
July	435	416
August	628	562
September	734	697
October	876	834
November	1,034	1,105
December	1,179	1,227
January	1,268	1,425
February	1,446	1,566
March	1,577	1,683
April	1,675	1,727
May	1,678	1,748
June	1,678	1,748

QUALITY

	Quantity	Base Number	Contract	AT	Region	England
% of FP17s for the same patient ID Re-attending within 3 months - Children	100	1,173	8.5%	12.0%	11.9%	12.3%
% of FP17s for the same patient ID Re-attending within 3 months - Adults	12	107	11.2%	17.2%	16.6%	16.7%
% of FP17s for the same patient ID Re-attending between 3 & 9 months - Children	752	1,173	64.1%	55.4%	60.2%	57.6%
% of FP17s for the same patient ID Re-attending between 3 & 9 months - Adults	54	107	50.5%	48.3%	51.5%	50.1%
% of FP17s for Band 1 Urgent Courses	30	1,263	2.4%	10.8%	9.5%	9.1%
% of FP17s Relating to Free Repair or Replacements	0	1,263	0.0%	0.6%	0.7%	0.8%
% of FP17s Relating to Continuations	0	1,263	0.0%	1.0%	1.2%	1.2%
% of Patients satisfied with the dentistry they have received	1	1	N/A	91.9%	93.1%	92.8%
% of Patients satisfied with the time they had to wait for an appointment	1	1	N/A	88.1%	88.8%	88.7%

* This is based on patients treated on this contract for their most recent course of treatment. Figures in italics indicate the base number of FP17s or Patient Questionnaire responses are less than 100. N/A is shown where the base number of responses is less than 10 during the period. % is calculated as Quantity/Base number*100

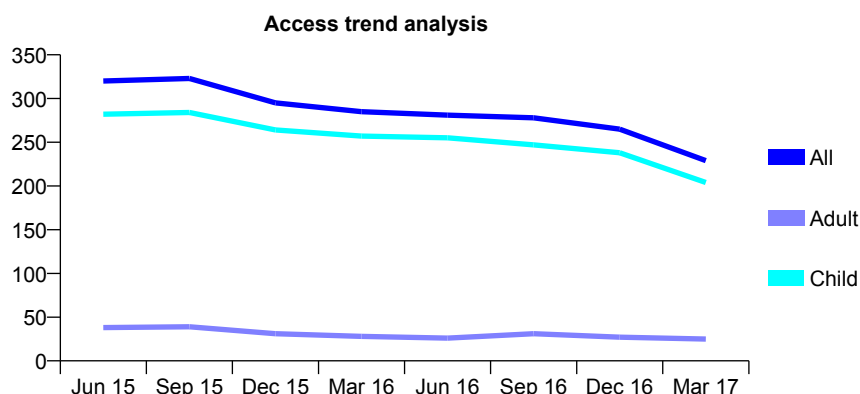
Q67 - Vital Signs At a Glance Contract Report for 913375/0001 - Year end March 2017

Name or company name	MR CH LEWNS
Contract type name	GDS Contract
Purpose of contract	General
Contract start date	01/04/2006
Contract end date	31/12/2016

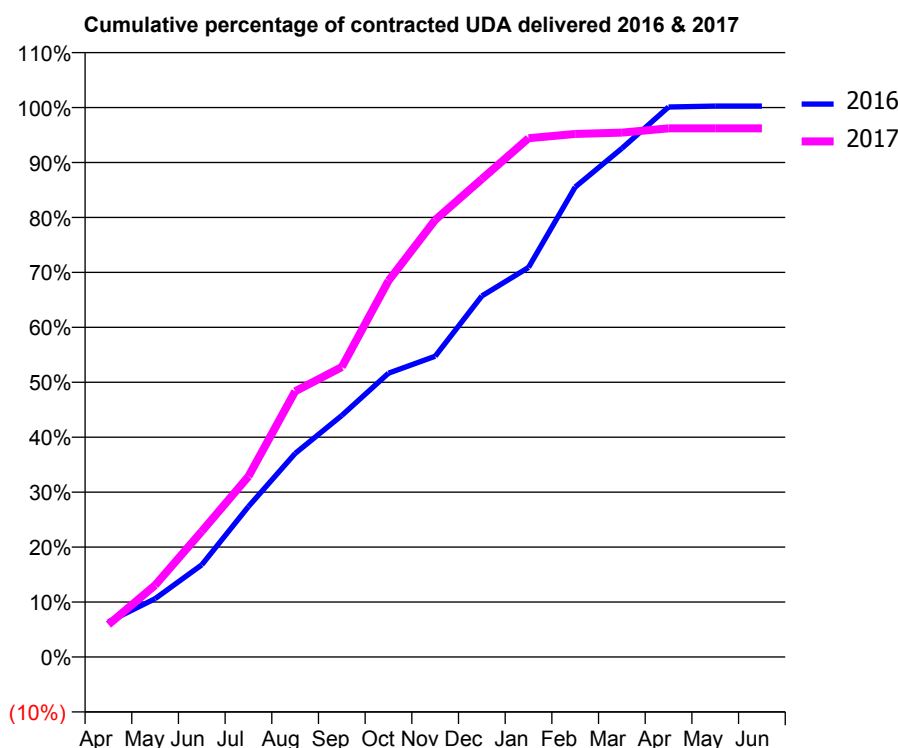
16/17 Contracted general activity (UDA)	390
Carry forward general activity (UDA)	-1
16/17 Contracted orthodontic activity (UOA)	0
Carry forward orthodontic activity (UOA)	0
Baseline contract value	£8,539.92

ACCESS*

Patients seen in 24 months	Total	Change since previous quarter
Quarter ending March 2016	285	
Quarter ending June 2016	281	↓
Quarter ending September 2016	278	↓
Quarter ending December 2016	265	↓
Quarter ending March 2017	229	↓
Variance since March 2016	(19.6%)	↓



ACTIVITY



Month	Adjusted Scheduled Activity (UDA)	
	2016	2017
April	33	23
May	55	51
June	87	89
July	142	128
August	193	189
September	229	206
October	269	267
November	285	310
December	342	339
January	369	368
February	445	371
March	481	372
April	520	375
May	521	375
June	521	375

QUALITY

	Quantity	Base Number	Contract	AT	Region	England
% of FP17s for the same patient ID Re-attending within 3 months - Children	27	292	9.2%	12.0%	11.9%	12.3%
% of FP17s for the same patient ID Re-attending within 3 months - Adults	0	0	N/A	17.2%	16.6%	16.7%
% of FP17s for the same patient ID Re-attending between 3 & 9 months - Children	159	292	54.5%	55.4%	60.2%	57.6%
% of FP17s for the same patient ID Re-attending between 3 & 9 months - Adults	0	0	N/A	48.3%	51.5%	50.1%
% of FP17s for Band 1 Urgent Courses	6	263	2.3%	10.8%	9.5%	9.1%
% of FP17s Relating to Free Repair or Replacements	0	263	0.0%	0.6%	0.7%	0.8%
% of FP17s Relating to Continuations	0	263	0.0%	1.0%	1.2%	1.2%
% of Patients satisfied with the dentistry they have received	0	0	N/A	91.9%	93.1%	92.8%
% of Patients satisfied with the time they had to wait for an appointment	0	0	N/A	88.1%	88.8%	88.7%

* This is based on patients treated on this contract for their most recent course of treatment. Figures in italics indicate the base number of FP17s or Patient Questionnaire responses are less than 100. N/A is shown where the base number of responses is less than 10 during the period. % is calculated as Quantity/Base number*100

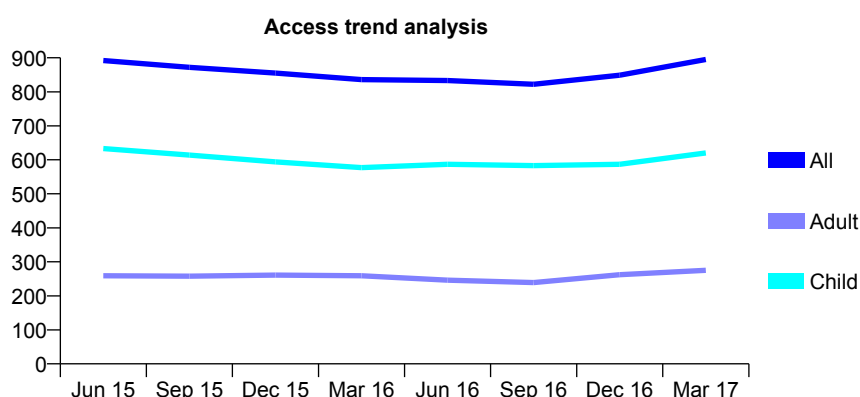
Q67 - Vital Signs At a Glance Contract Report for 913383/0001 - Year end March 2017

Name or company name	MR TJ VAN DIEPEN
Contract type name	GDS Contract
Purpose of contract	General
Contract start date	01/04/2006
Contract end date	

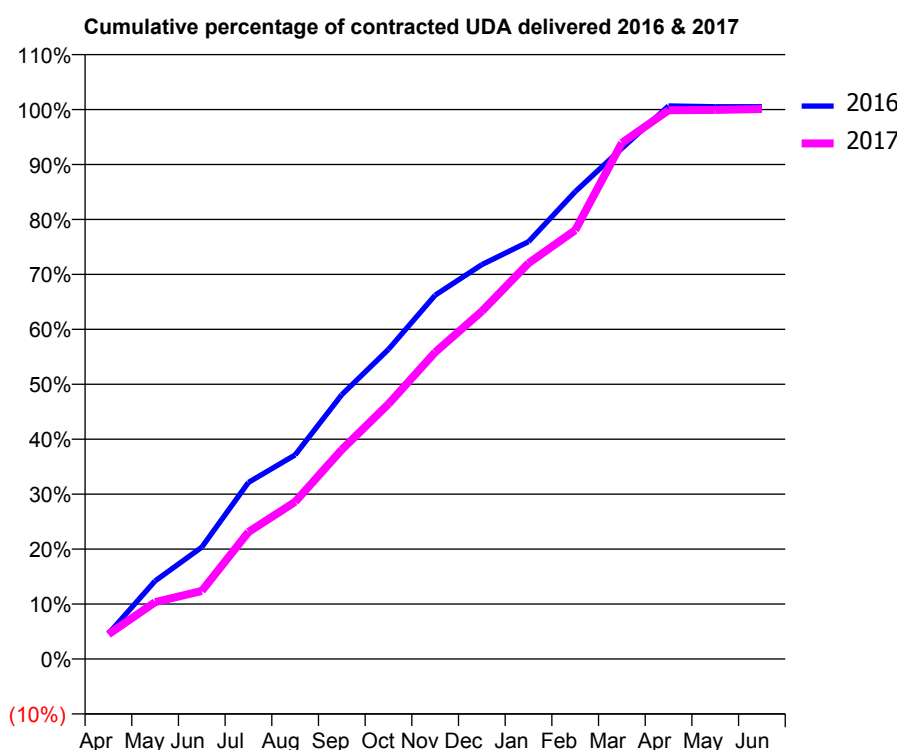
16/17 Contracted general activity (UDA)	2,000
Carry forward general activity (UDA)	-10
16/17 Contracted orthodontic activity (UOA)	0
Carry forward orthodontic activity (UOA)	0
Baseline contract value	£48,900.80

ACCESS*

Patients seen in 24 months	Total	Change since previous quarter
Quarter ending March 2016	836	
Quarter ending June 2016	833	→
Quarter ending September 2016	822	↓
Quarter ending December 2016	849	↑
Quarter ending March 2017	895	↑
Variance since March 2016	7.1%	↑



ACTIVITY



Month	Adjusted Scheduled Activity (UDA)	
	2016	2017
April	92	90
May	284	207
June	407	248
July	643	462
August	743	572
September	962	762
October	1,127	928
November	1,324	1,116
December	1,436	1,265
January	1,519	1,441
February	1,701	1,561
March	1,858	1,879
April	2,013	1,998
May	2,010	1,999
June	2,010	2,002

QUALITY

	Quantity	Base Number	Contract	AT	Region	England
% of FP17s for the same patient ID Re-attending within 3 months - Children	44	997	4.4%	12.0%	11.9%	12.3%
% of FP17s for the same patient ID Re-attending within 3 months - Adults	47	328	14.3%	17.2%	16.6%	16.7%
% of FP17s for the same patient ID Re-attending between 3 & 9 months - Children	601	997	60.3%	55.4%	60.2%	57.6%
% of FP17s for the same patient ID Re-attending between 3 & 9 months - Adults	190	328	57.9%	48.3%	51.5%	50.1%
% of FP17s for Band 1 Urgent Courses	8	1,293	0.6%	10.8%	9.5%	9.1%
% of FP17s Relating to Free Repair or Replacements	0	1,293	0.0%	0.6%	0.7%	0.8%
% of FP17s Relating to Continuations	1	1,293	0.1%	1.0%	1.2%	1.2%
% of Patients satisfied with the dentistry they have received	2	2	N/A	91.9%	93.1%	92.8%
% of Patients satisfied with the time they had to wait for an appointment	2	2	N/A	88.1%	88.8%	88.7%

* This is based on patients treated on this contract for their most recent course of treatment. Figures in italics indicate the base number of FP17s or Patient Questionnaire responses are less than 100. N/A is shown where the base number of responses is less than 10 during the period. % is calculated as Quantity/Base number*100

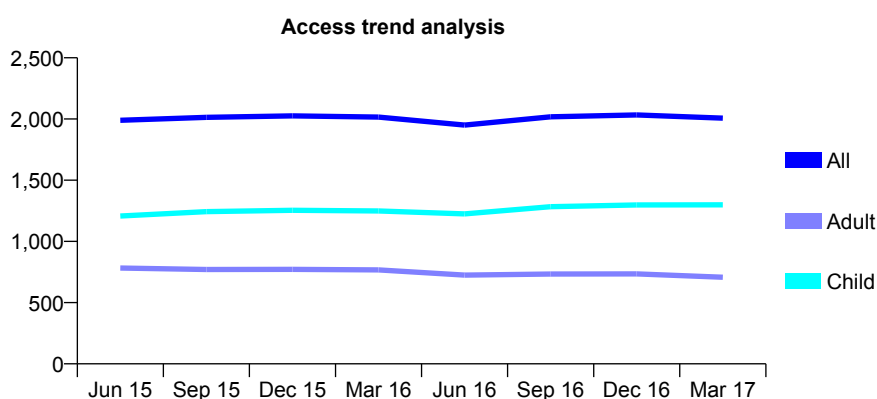
Q67 - Vital Signs At a Glance Contract Report for 913863/0001 - Year end March 2017

Name or company name	MISS SP MEADS
Contract type name	GDS Contract
Purpose of contract	General
Contract start date	01/04/2006
Contract end date	

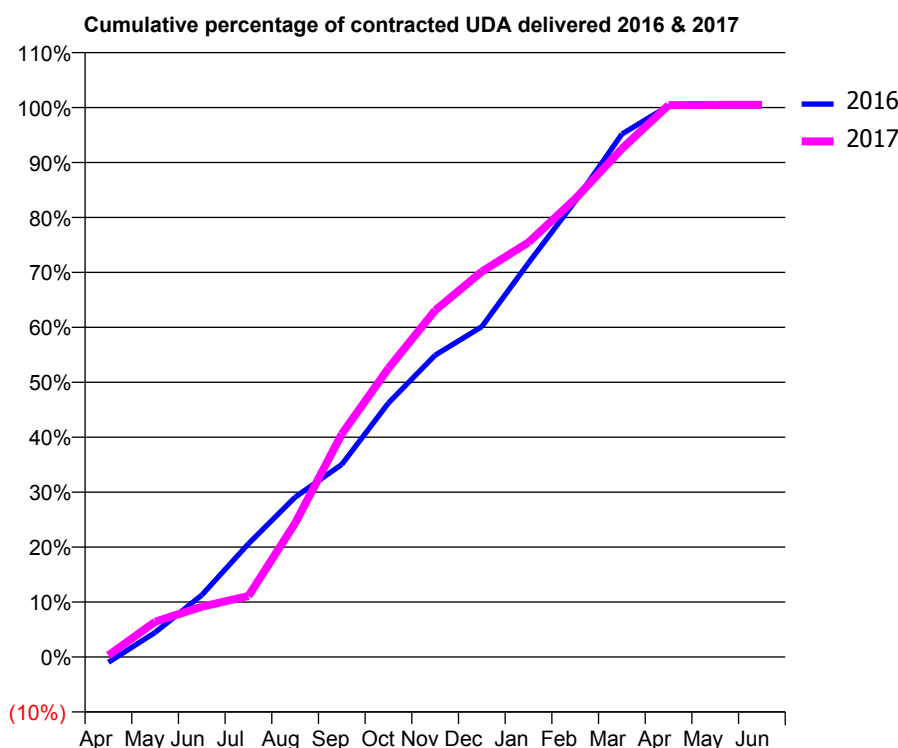
16/17 Contracted general activity (UDA)	5,213
Carry forward general activity (UDA)	-16
16/17 Contracted orthodontic activity (UOA)	0
Carry forward orthodontic activity (UOA)	0
Baseline contract value	£128,860.56

ACCESS*

Patients seen in 24 months	Total	Change since previous quarter
Quarter ending March 2016	2,016	
Quarter ending June 2016	1,950	↓
Quarter ending September 2016	2,018	↑
Quarter ending December 2016	2,033	→
Quarter ending March 2017	2,007	↓
Variance since March 2016	(0.4%)	→



ACTIVITY



Adjusted Scheduled Activity (UDA)		
Month	2016	2017
April	-51	16
May	233	335
June	588	478
July	1,075	579
August	1,516	1,270
September	1,828	2,116
October	2,410	2,739
November	2,863	3,289
December	3,134	3,657
January	3,739	3,933
February	4,325	4,345
March	4,960	4,822
April	5,229	5,235
May	5,229	5,238
June	5,229	5,238

QUALITY

	Quantity	Base Number	Contract	AT	Region	England
% of FP17s for the same patient ID Re-attending within 3 months - Children	163	1,893	8.6%	12.0%	11.9%	12.3%
% of FP17s for the same patient ID Re-attending within 3 months - Adults	182	812	22.4%	17.2%	16.6%	16.7%
% of FP17s for the same patient ID Re-attending between 3 & 9 months - Children	1,108	1,893	58.5%	55.4%	60.2%	57.6%
% of FP17s for the same patient ID Re-attending between 3 & 9 months - Adults	393	812	48.4%	48.3%	51.5%	50.1%
% of FP17s for Band 1 Urgent Courses	214	2,763	7.7%	10.8%	9.5%	9.1%
% of FP17s Relating to Free Repair or Replacements	0	2,763	0.0%	0.6%	0.7%	0.8%
% of FP17s Relating to Continuations	0	2,763	0.0%	1.0%	1.2%	1.2%
% of Patients satisfied with the dentistry they have received	2	2	N/A	91.9%	93.1%	92.8%
% of Patients satisfied with the time they had to wait for an appointment	1	2	N/A	88.1%	88.8%	88.7%

* This is based on patients treated on this contract for their most recent course of treatment. Figures in italics indicate the base number of FP17s or Patient Questionnaire responses are less than 100. N/A is shown where the base number of responses is less than 10 during the period. % is calculated as Quantity/Base number*100

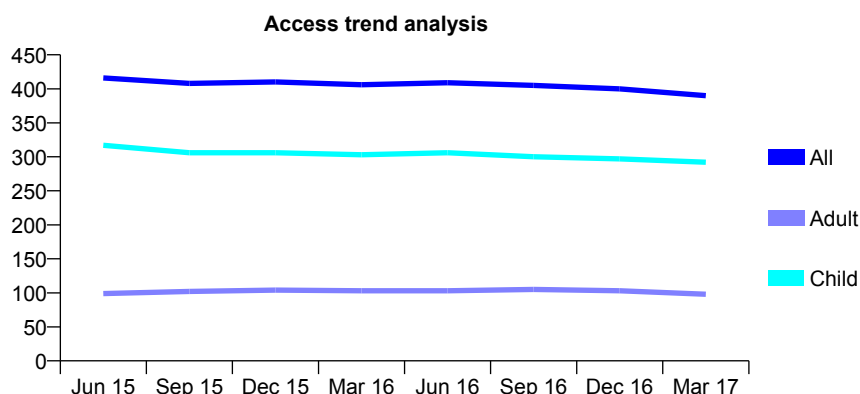
Q67 - Vital Signs At a Glance Contract Report for 914940/0001 - Year end March 2017

Name or company name	MR JL RUPARELIA
Contract type name	GDS Contract
Purpose of contract	General
Contract start date	01/04/2006
Contract end date	

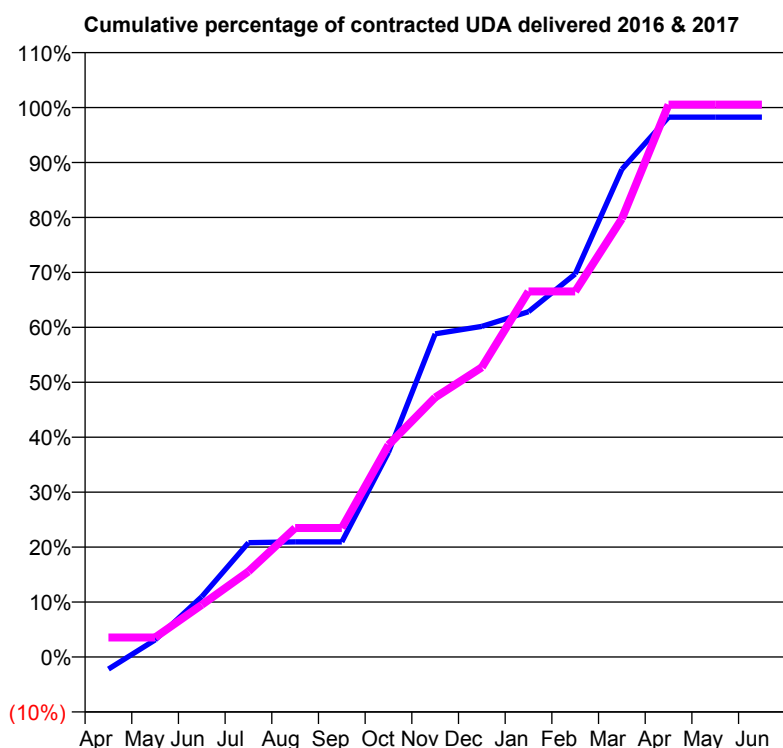
16/17 Contracted general activity (UDA)	674
Carry forward general activity (UDA)	12
16/17 Contracted orthodontic activity (UOA)	0
Carry forward orthodontic activity (UOA)	0
Baseline contract value	£16,479.57

ACCESS*

Patients seen in 24 months	Total	Change since previous quarter
Quarter ending March 2016	406	
Quarter ending June 2016	409	→
Quarter ending September 2016	405	→
Quarter ending December 2016	400	↓
Quarter ending March 2017	390	↓
Variance since March 2016	(3.9%)	↓



ACTIVITY



Month	Adjusted Scheduled Activity (UDA)	
	2016	2017
April	-15	24
May	21	24
June	74	64
July	140	105
August	141	158
September	141	158
October	251	260
November	396	318
December	406	355
January	424	448
February	470	448
March	598	538
April	662	678
May	662	678
June	662	678

QUALITY

	Quantity	Base Number	Contract	AT	Region	England
% of FP17s for the same patient ID Re-attending within 3 months - Children	4	354	1.1%	12.0%	11.9%	12.3%
% of FP17s for the same patient ID Re-attending within 3 months - Adults	1	67	1.5%	17.2%	16.6%	16.7%
% of FP17s for the same patient ID Re-attending between 3 & 9 months - Children	163	354	46.0%	55.4%	60.2%	57.6%
% of FP17s for the same patient ID Re-attending between 3 & 9 months - Adults	21	67	31.3%	48.3%	51.5%	50.1%
% of FP17s for Band 1 Urgent Courses	3	447	0.7%	10.8%	9.5%	9.1%
% of FP17s Relating to Free Repair or Replacements	0	447	0.0%	0.6%	0.7%	0.8%
% of FP17s Relating to Continuations	0	447	0.0%	1.0%	1.2%	1.2%
% of Patients satisfied with the dentistry they have received	0	0	N/A	91.9%	93.1%	92.8%
% of Patients satisfied with the time they had to wait for an appointment	0	0	N/A	88.1%	88.8%	88.7%

* This is based on patients treated on this contract for their most recent course of treatment. Figures in italics indicate the base number of FP17s or Patient Questionnaire responses are less than 100. N/A is shown where the base number of responses is less than 10 during the period. % is calculated as Quantity/Base number*100

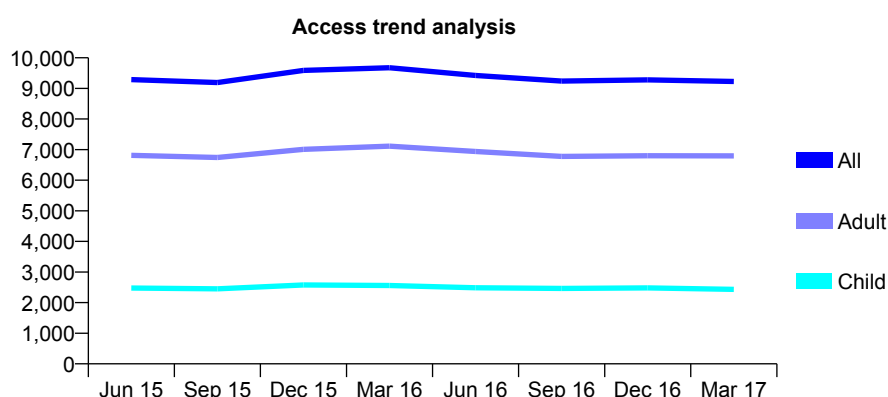
Q67 - Vital Signs At a Glance Contract Report for 915351/0002 - Year end March 2017

Name or company name	MR MD HUGHES
Contract type name	GDS Contract
Purpose of contract	General
Contract start date	01/04/2012
Contract end date	

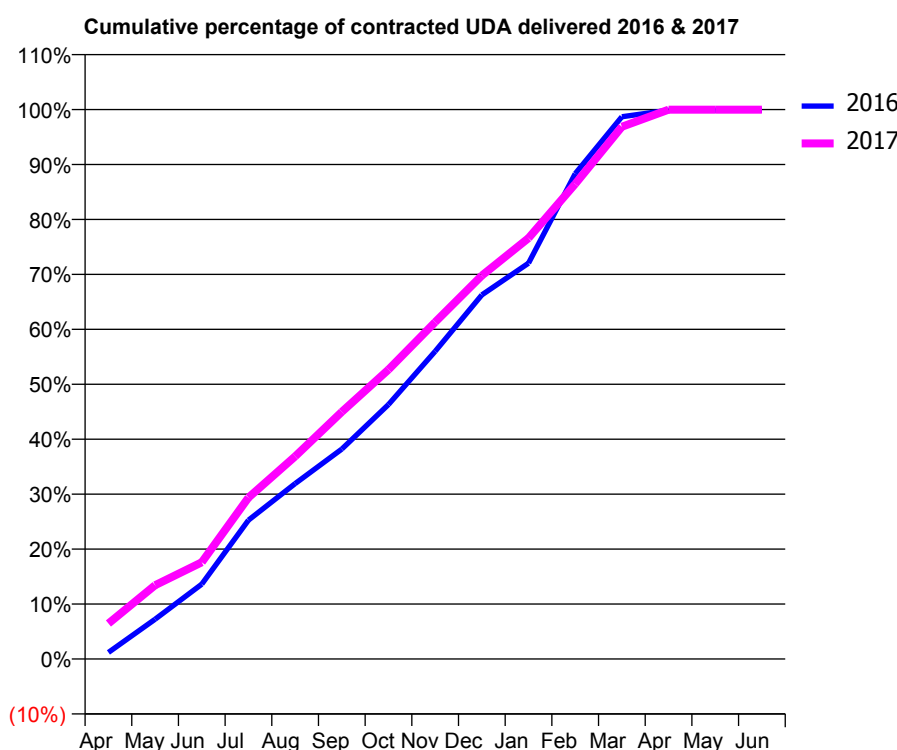
16/17 Contracted general activity (UDA)	31,257
Carry forward general activity (UDA)	40
16/17 Contracted orthodontic activity (UOA)	0
Carry forward orthodontic activity (UOA)	0
Baseline contract value	£772,644.28

ACCESS*

Patients seen in 24 months	Total	Change since previous quarter
Quarter ending March 2016	9,674	
Quarter ending June 2016	9,424	↓
Quarter ending September 2016	9,241	↓
Quarter ending December 2016	9,281	→
Quarter ending March 2017	9,228	→
Variance since March 2016	(4.6%)	↓



ACTIVITY



Adjusted Scheduled Activity (UDA)		
Month	2016	2017
April	379	2,021
May	2,268	4,199
June	4,256	5,501
July	7,902	9,183
August	9,977	11,529
September	11,942	14,060
October	14,477	16,465
November	17,499	19,161
December	20,710	21,813
January	22,518	23,940
February	27,603	27,022
March	30,845	30,274
April	31,219	31,246
May	31,217	31,245
June	31,217	31,245

QUALITY

	Quantity	Base Number	Contract	AT	Region	England
% of FP17s for the same patient ID Re-attending within 3 months - Children	191	3,338	5.7%	12.0%	11.9%	12.3%
% of FP17s for the same patient ID Re-attending within 3 months - Adults	1,029	8,553	12.0%	17.2%	16.6%	16.7%
% of FP17s for the same patient ID Re-attending between 3 & 9 months - Children	1,868	3,338	56.0%	55.4%	60.2%	57.6%
% of FP17s for the same patient ID Re-attending between 3 & 9 months - Adults	4,331	8,553	50.6%	48.3%	51.5%	50.1%
% of FP17s for Band 1 Urgent Courses	1,142	12,048	9.5%	10.8%	9.5%	9.1%
% of FP17s Relating to Free Repair or Replacements	101	12,048	0.8%	0.6%	0.7%	0.8%
% of FP17s Relating to Continuations	115	12,048	1.0%	1.0%	1.2%	1.2%
% of Patients satisfied with the dentistry they have received	15	17	88.2%	91.9%	93.1%	92.8%
% of Patients satisfied with the time they had to wait for an appointment	15	17	88.2%	88.1%	88.8%	88.7%

* This is based on patients treated on this contract for their most recent course of treatment. Figures in italics indicate the base number of FP17s or Patient Questionnaire responses are less than 100. N/A is shown where the base number of responses is less than 10 during the period. % is calculated as Quantity/Base number*100

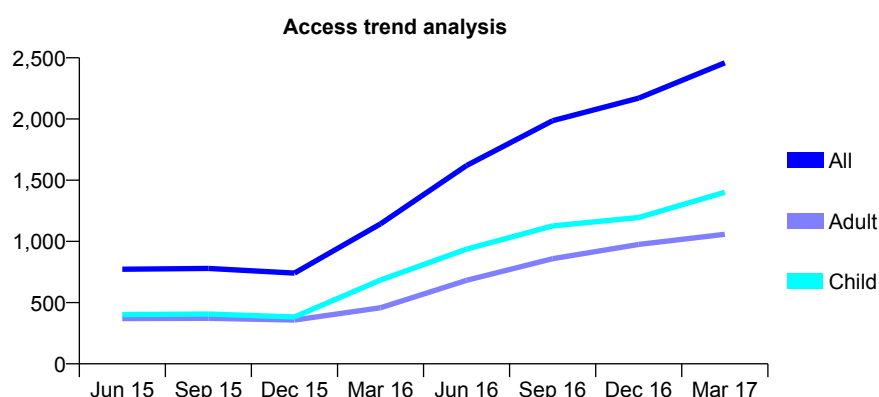
Q67 - Vital Signs At a Glance Contract Report for 915351/0003 - Year end March 2017

Name or company name	MR MD HUGHES
Contract type name	GDS Contract
Purpose of contract	General
Contract start date	01/04/2012
Contract end date	

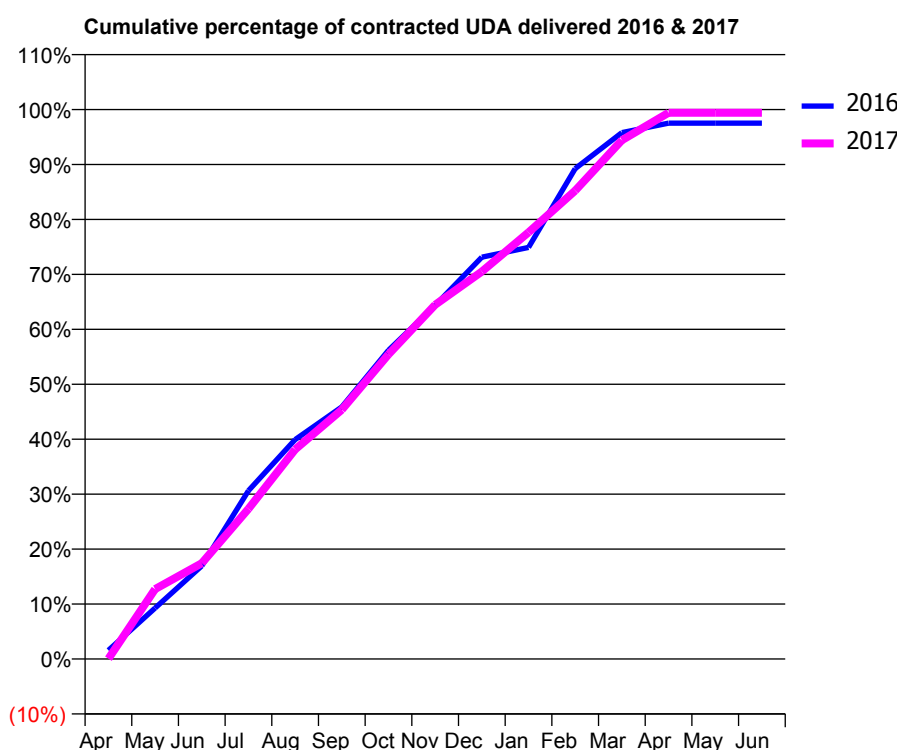
16/17 Contracted general activity (UDA)	8,700
Carry forward general activity (UDA)	215
16/17 Contracted orthodontic activity (UOA)	0
Carry forward orthodontic activity (UOA)	0
Baseline contract value	£494,986.73

ACCESS*

Patients seen in 24 months	Total	Change since previous quarter
Quarter ending March 2016	1,143	
Quarter ending June 2016	1,620	↑
Quarter ending September 2016	1,986	↑
Quarter ending December 2016	2,171	↑
Quarter ending March 2017	2,459	↑
Variance since March 2016	115.1%	↑



ACTIVITY



Month	Adjusted Scheduled Activity (UDA)	
	2016	2017
April	138	5
May	808	1,107
June	1,474	1,517
July	2,666	2,379
August	3,473	3,317
September	3,992	3,946
October	4,889	4,823
November	5,599	5,608
December	6,363	6,133
January	6,516	6,755
February	7,764	7,415
March	8,335	8,214
April	8,485	8,649
May	8,485	8,649
June	8,485	8,649

QUALITY

	Quantity	Base Number	Contract	AT	Region	England
% of FP17s for the same patient ID Re-attending within 3 months - Children	7	1,707	0.4%	12.0%	11.9%	12.3%
% of FP17s for the same patient ID Re-attending within 3 months - Adults	15	1,143	1.3%	17.2%	16.6%	16.7%
% of FP17s for the same patient ID Re-attending between 3 & 9 months - Children	15	1,707	0.9%	55.4%	60.2%	57.6%
% of FP17s for the same patient ID Re-attending between 3 & 9 months - Adults	16	1,143	1.4%	48.3%	51.5%	50.1%
% of FP17s for Band 1 Urgent Courses	1	2,945	0.0%	10.8%	9.5%	9.1%
% of FP17s Relating to Free Repair or Replacements	3	2,945	0.1%	0.6%	0.7%	0.8%
% of FP17s Relating to Continuations	0	2,945	0.0%	1.0%	1.2%	1.2%
% of Patients satisfied with the dentistry they have received	3	3	N/A	91.9%	93.1%	92.8%
% of Patients satisfied with the time they had to wait for an appointment	3	3	N/A	88.1%	88.8%	88.7%

* This is based on patients treated on this contract for their most recent course of treatment. Figures in italics indicate the base number of FP17s or Patient Questionnaire responses are less than 100. N/A is shown where the base number of responses is less than 10 during the period. % is calculated as Quantity/Base number*100

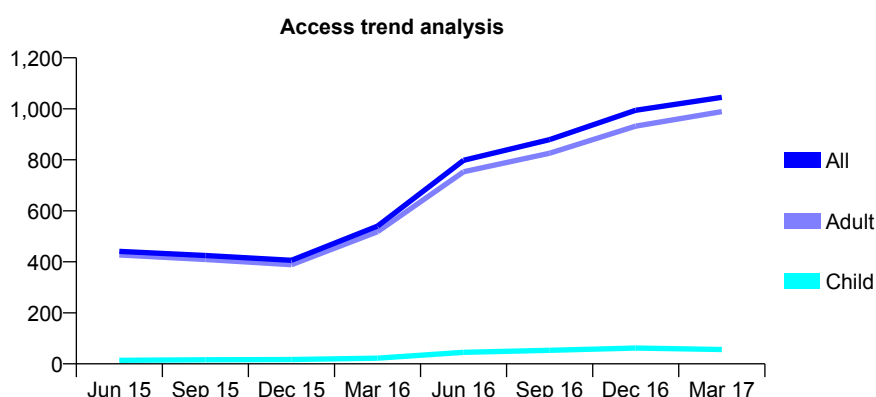
Q67 - Vital Signs At a Glance Contract Report for 915351/0004 - Year end March 2017

Name or company name	MR MD HUGHES
Contract type name	GDS Contract
Purpose of contract	General
Contract start date	01/04/2012
Contract end date	

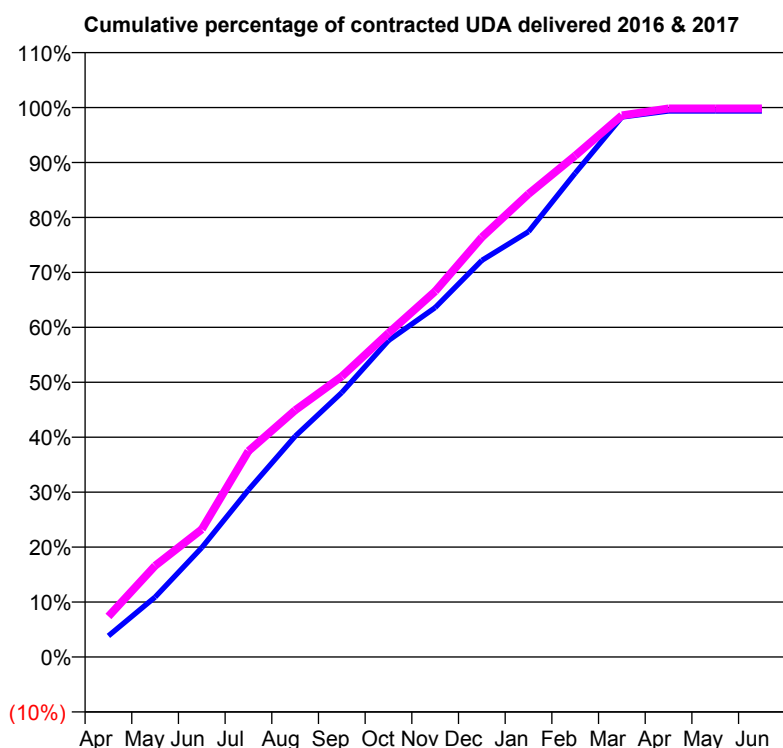
16/17 Contracted general activity (UDA)	3,354
Carry forward general activity (UDA)	22
16/17 Contracted orthodontic activity (UOA)	0
Carry forward orthodontic activity (UOA)	0
Baseline contract value	£248,383.95

ACCESS*

Patients seen in 24 months	Total	Change since previous quarter
Quarter ending March 2016	540	
Quarter ending June 2016	798	↑
Quarter ending September 2016	879	↑
Quarter ending December 2016	994	↑
Quarter ending March 2017	1,045	↑
Variance since March 2016	93.5%	↑



ACTIVITY



Adjusted Scheduled Activity (UDA)		
Month	2016	2017
April	129	248
May	366	557
June	668	779
July	1,020	1,257
August	1,347	1,506
September	1,614	1,713
October	1,932	1,977
November	2,133	2,232
December	2,421	2,562
January	2,596	2,826
February	2,953	3,060
March	3,296	3,306
April	3,332	3,348
May	3,332	3,348
June	3,332	3,348

QUALITY

	Quantity	Base Number	Contract	AT	Region	England
% of FP17s for the same patient ID Re-attending within 3 months - Children	0	83	0.0%	12.0%	11.9%	12.3%
% of FP17s for the same patient ID Re-attending within 3 months - Adults	0	1,041	0.0%	17.2%	16.6%	16.7%
% of FP17s for the same patient ID Re-attending between 3 & 9 months - Children	0	83	0.0%	55.4%	60.2%	57.6%
% of FP17s for the same patient ID Re-attending between 3 & 9 months - Adults	1	1,041	0.1%	48.3%	51.5%	50.1%
% of FP17s for Band 1 Urgent Courses	0	1,126	0.0%	10.8%	9.5%	9.1%
% of FP17s Relating to Free Repair or Replacements	0	1,126	0.0%	0.6%	0.7%	0.8%
% of FP17s Relating to Continuations	0	1,126	0.0%	1.0%	1.2%	1.2%
% of Patients satisfied with the dentistry they have received	1	1	N/A	91.9%	93.1%	92.8%
% of Patients satisfied with the time they had to wait for an appointment	0	1	N/A	88.1%	88.8%	88.7%

* This is based on patients treated on this contract for their most recent course of treatment. Figures in italics indicate the base number of FP17s or Patient Questionnaire responses are less than 100. N/A is shown where the base number of responses is less than 10 during the period. % is calculated as Quantity/Base number*100

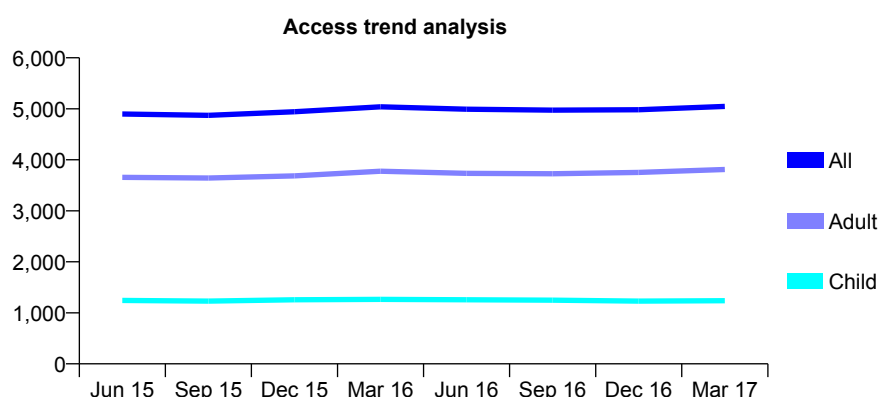
Q67 - Vital Signs At a Glance Contract Report for 915351/0005 - Year end March 2017

Name or company name	Wigmore Dental Practice
Contract type name	GDS Contract
Purpose of contract	General
Contract start date	01/04/2012
Contract end date	

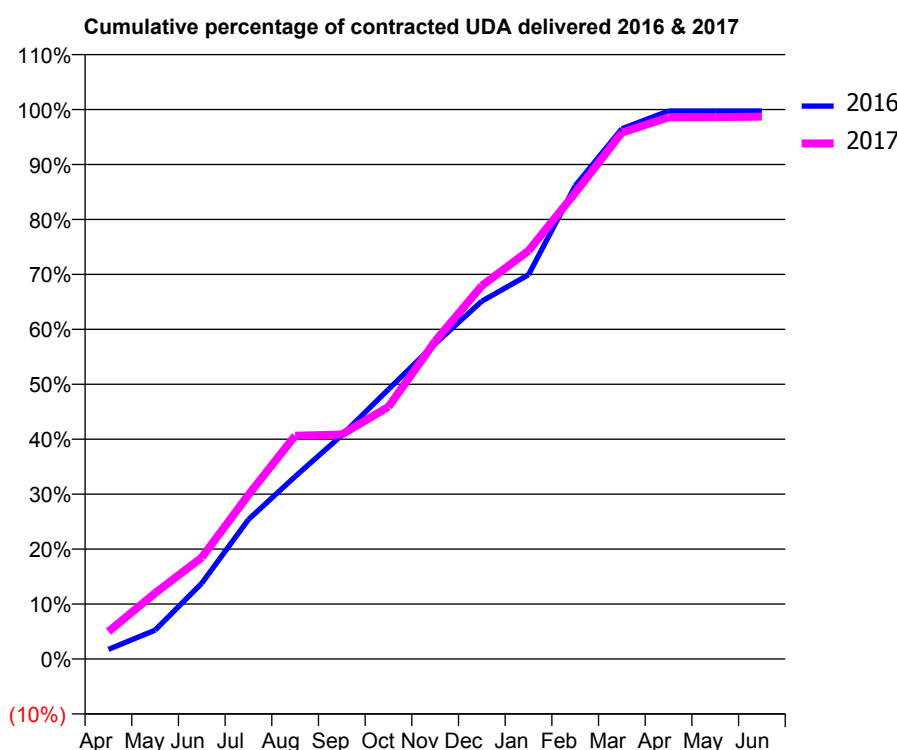
16/17 Contracted general activity (UDA)	15,298
Carry forward general activity (UDA)	40
16/17 Contracted orthodontic activity (UOA)	0
Carry forward orthodontic activity (UOA)	0
Baseline contract value	£378,152.48

ACCESS*

Patients seen in 24 months	Total	Change since previous quarter
Quarter ending March 2016	5,040	
Quarter ending June 2016	4,992	→
Quarter ending September 2016	4,975	→
Quarter ending December 2016	4,983	→
Quarter ending March 2017	5,048	→
Variance since March 2016	0.2%	→



ACTIVITY



Adjusted Scheduled Activity (UDA)		
Month	2016	2017
April	271	763
May	805	1,835
June	2,110	2,826
July	3,887	4,572
August	5,080	6,218
September	6,230	6,249
October	7,509	7,022
November	8,776	8,847
December	9,964	10,392
January	10,696	11,365
February	13,175	12,978
March	14,763	14,656
April	15,258	15,082
May	15,258	15,087
June	15,258	15,099

QUALITY

	Quantity	Base Number	Contract	AT	Region	England
% of FP17s for the same patient ID Re-attending within 3 months - Children	61	1,773	3.4%	12.0%	11.9%	12.3%
% of FP17s for the same patient ID Re-attending within 3 months - Adults	468	5,237	8.9%	17.2%	16.6%	16.7%
% of FP17s for the same patient ID Re-attending between 3 & 9 months - Children	1,109	1,773	62.5%	55.4%	60.2%	57.6%
% of FP17s for the same patient ID Re-attending between 3 & 9 months - Adults	3,265	5,237	62.3%	48.3%	51.5%	50.1%
% of FP17s for Band 1 Urgent Courses	348	7,035	4.9%	10.8%	9.5%	9.1%
% of FP17s Relating to Free Repair or Replacements	20	7,035	0.3%	0.6%	0.7%	0.8%
% of FP17s Relating to Continuations	39	7,035	0.6%	1.0%	1.2%	1.2%
% of Patients satisfied with the dentistry they have received	18	19	94.7%	91.9%	93.1%	92.8%
% of Patients satisfied with the time they had to wait for an appointment	18	19	94.7%	88.1%	88.8%	88.7%

* This is based on patients treated on this contract for their most recent course of treatment. Figures in italics indicate the base number of FP17s or Patient Questionnaire responses are less than 100. N/A is shown where the base number of responses is less than 10 during the period. % is calculated as Quantity/Base number*100

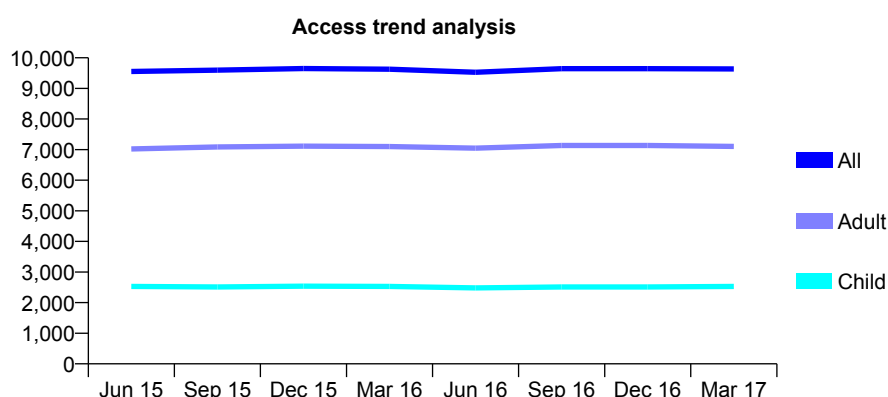
Q67 - Vital Signs At a Glance Contract Report for 915351/0006 - Year end March 2017

Name or company name	Dental Healthcare Practice
Contract type name	GDS Contract
Purpose of contract	General
Contract start date	01/04/2012
Contract end date	

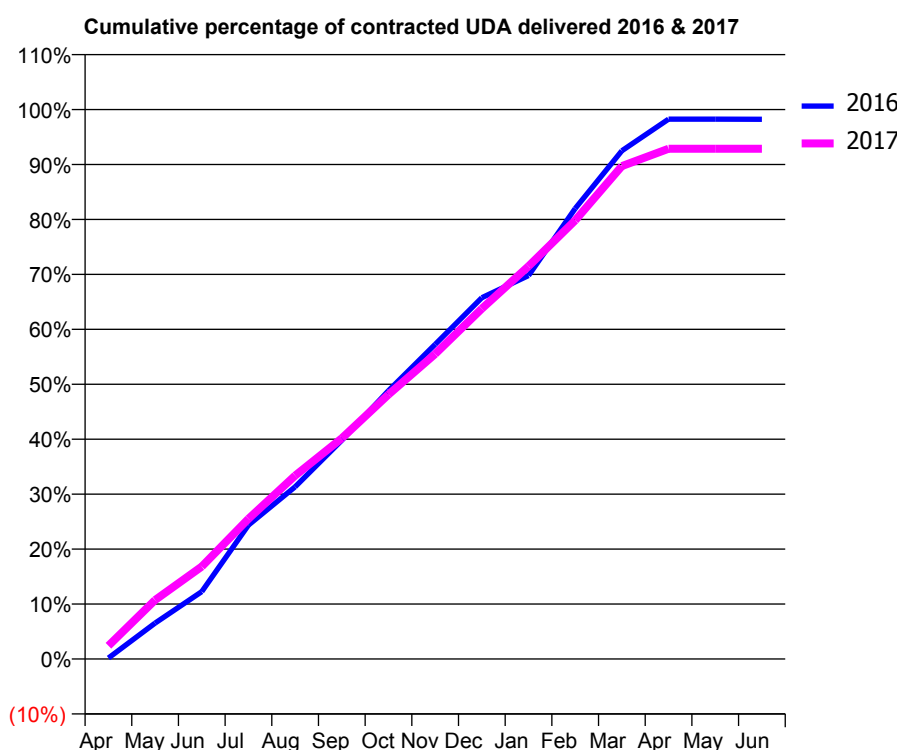
16/17 Contracted general activity (UDA)	31,442
Carry forward general activity (UDA)	557
16/17 Contracted orthodontic activity (UOA)	0
Carry forward orthodontic activity (UOA)	0
Baseline contract value	£901,652.62

ACCESS*

Patients seen in 24 months	Total	Change since previous quarter
Quarter ending March 2016	9,628	
Quarter ending June 2016	9,527	↓
Quarter ending September 2016	9,646	→
Quarter ending December 2016	9,646	→
Quarter ending March 2017	9,634	→
Variance since March 2016	0.1%	→



ACTIVITY



Month	Adjusted Scheduled Activity (UDA)	
	2016	2017
April	61	756
May	2,055	3,375
June	3,856	5,292
July	7,661	8,022
August	9,853	10,494
September	12,518	12,634
October	15,358	15,134
November	18,001	17,457
December	20,670	20,049
January	21,943	22,475
February	25,777	25,099
March	29,082	28,203
April	30,892	29,194
May	30,886	29,197
June	30,885	29,197

QUALITY

	Quantity	Base Number	Contract	AT	Region	England
% of FP17s for the same patient ID Re-attending within 3 months - Children	255	3,186	8.0%	12.0%	11.9%	12.3%
% of FP17s for the same patient ID Re-attending within 3 months - Adults	1,294	8,259	15.7%	17.2%	16.6%	16.7%
% of FP17s for the same patient ID Re-attending between 3 & 9 months - Children	1,355	3,186	42.5%	55.4%	60.2%	57.6%
% of FP17s for the same patient ID Re-attending between 3 & 9 months - Adults	3,386	8,259	41.0%	48.3%	51.5%	50.1%
% of FP17s for Band 1 Urgent Courses	1,265	11,319	11.2%	10.8%	9.5%	9.1%
% of FP17s Relating to Free Repair or Replacements	129	11,319	1.1%	0.6%	0.7%	0.8%
% of FP17s Relating to Continuations	257	11,319	2.3%	1.0%	1.2%	1.2%
% of Patients satisfied with the dentistry they have received	19	20	95.0%	91.9%	93.1%	92.8%
% of Patients satisfied with the time they had to wait for an appointment	18	20	90.0%	88.1%	88.8%	88.7%

* This is based on patients treated on this contract for their most recent course of treatment. Figures in italics indicate the base number of FP17s or Patient Questionnaire responses are less than 100. N/A is shown where the base number of responses is less than 10 during the period. % is calculated as Quantity/Base number*100

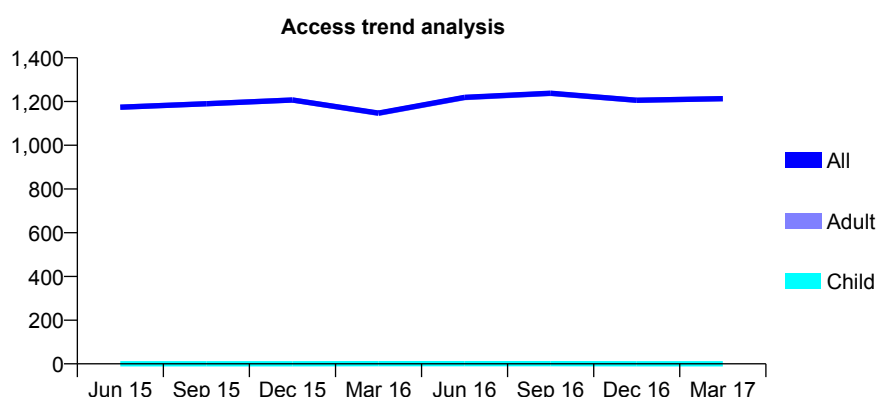
Q67 - Vital Signs At a Glance Contract Report for 921351/0001 - Year end March 2017

Name or company name	MR PK CHOPRA
Contract type name	GDS Contract
Purpose of contract	General
Contract start date	01/04/2006
Contract end date	

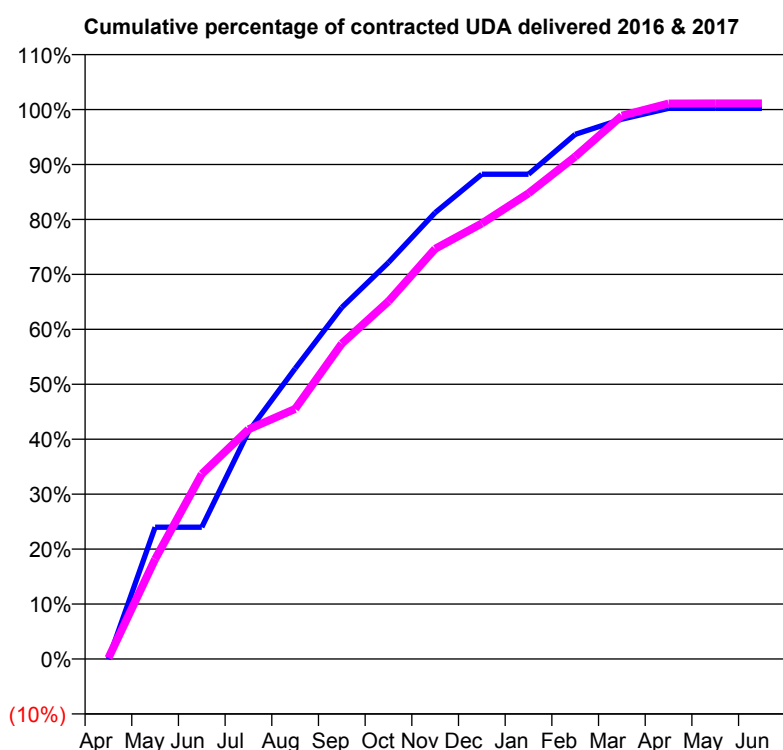
16/17 Contracted general activity (UDA)	4,531
Carry forward general activity (UDA)	-8
16/17 Contracted orthodontic activity (UOA)	0
Carry forward orthodontic activity (UOA)	0
Baseline contract value	£127,450.75

ACCESS*

Patients seen in 24 months	Total	Change since previous quarter
Quarter ending March 2016	1,147	
Quarter ending June 2016	1,219	↑
Quarter ending September 2016	1,238	→
Quarter ending December 2016	1,206	↓
Quarter ending March 2017	1,213	→
Variance since March 2016	5.8%	↑



ACTIVITY



Adjusted Scheduled Activity (UDA)		
Month	2016	2017
April	-2	8
May	955	823
June	955	1,525
July	1,648	1,894
August	2,104	2,062
September	2,547	2,601
October	2,873	2,949
November	3,234	3,383
December	3,512	3,592
January	3,512	3,840
February	3,801	4,142
March	3,912	4,480
April	3,989	4,580
May	3,989	4,581
June	3,989	4,581

QUALITY

	Quantity	Base Number	Contract	AT	Region	England
% of FP17s for the same patient ID Re-attending within 3 months - Children	0	0	N/A	12.0%	11.9%	12.3%
% of FP17s for the same patient ID Re-attending within 3 months - Adults	128	1,091	11.7%	17.2%	16.6%	16.7%
% of FP17s for the same patient ID Re-attending between 3 & 9 months - Children	0	0	N/A	55.4%	60.2%	57.6%
% of FP17s for the same patient ID Re-attending between 3 & 9 months - Adults	104	1,091	9.5%	48.3%	51.5%	50.1%
% of FP17s for Band 1 Urgent Courses	430	1,108	38.8%	10.8%	9.5%	9.1%
% of FP17s Relating to Free Repair or Replacements	0	1,108	0.0%	0.6%	0.7%	0.8%
% of FP17s Relating to Continuations	3	1,108	0.3%	1.0%	1.2%	1.2%
% of Patients satisfied with the dentistry they have received	1	2	N/A	91.9%	93.1%	92.8%
% of Patients satisfied with the time they had to wait for an appointment	1	2	N/A	88.1%	88.8%	88.7%

* This is based on patients treated on this contract for their most recent course of treatment. Figures in italics indicate the base number of FP17s or Patient Questionnaire responses are less than 100. N/A is shown where the base number of responses is less than 10 during the period. % is calculated as Quantity/Base number*100

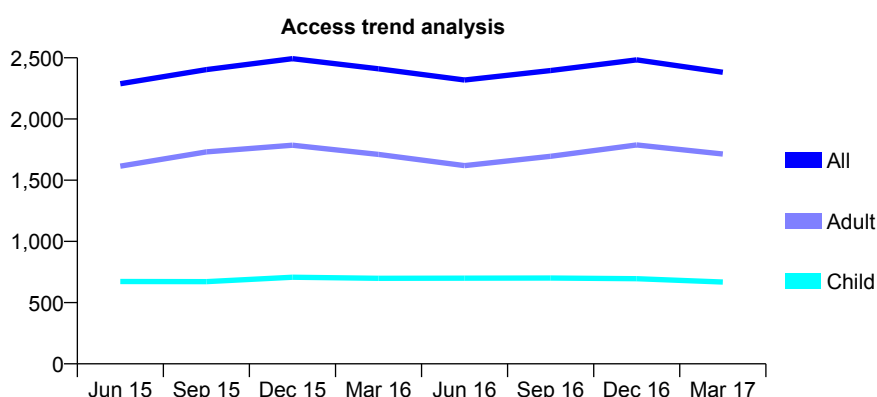
Q67 - Vital Signs At a Glance Contract Report for 921351/0002 - Year end March 2017

Name or company name	MR PK CHOPRA
Contract type name	GDS Contract
Purpose of contract	General
Contract start date	01/04/2006
Contract end date	

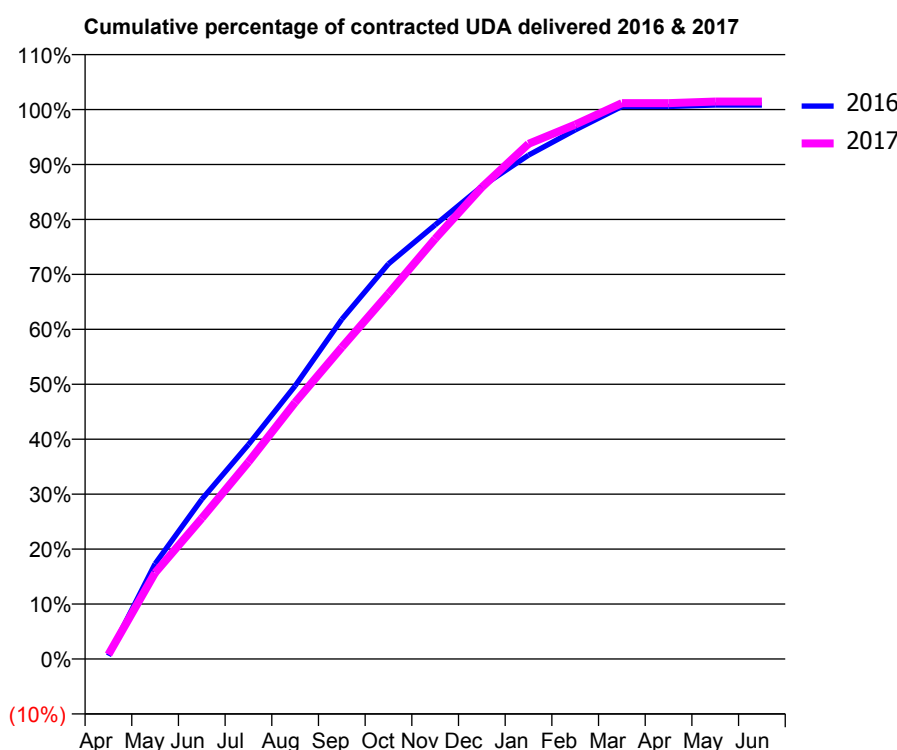
16/17 Contracted general activity (UDA)	5,422
Carry forward general activity (UDA)	-44
16/17 Contracted orthodontic activity (UOA)	0
Carry forward orthodontic activity (UOA)	0
Baseline contract value	£132,570.05

ACCESS*

Patients seen in 24 months	Total	Change since previous quarter
Quarter ending March 2016	2,410	
Quarter ending June 2016	2,319	↓
Quarter ending September 2016	2,396	↑
Quarter ending December 2016	2,483	↑
Quarter ending March 2017	2,382	↓
Variance since March 2016	(1.2%)	↓



ACTIVITY



Adjusted Scheduled Activity (UDA)		
Month	2016	2017
April	32	44
May	940	851
June	1,576	1,389
July	2,117	1,943
August	2,696	2,533
September	3,352	3,076
October	3,899	3,606
November	4,284	4,146
December	4,664	4,654
January	4,971	5,084
February	5,220	5,273
March	5,451	5,485
April	5,451	5,485
May	5,466	5,501
June	5,466	5,501

QUALITY

	Quantity	Base Number	Contract	AT	Region	England
% of FP17s for the same patient ID Re-attending within 3 months - Children	60	847	7.1%	12.0%	11.9%	12.3%
% of FP17s for the same patient ID Re-attending within 3 months - Adults	200	2,070	9.7%	17.2%	16.6%	16.7%
% of FP17s for the same patient ID Re-attending between 3 & 9 months - Children	431	847	50.9%	55.4%	60.2%	57.6%
% of FP17s for the same patient ID Re-attending between 3 & 9 months - Adults	607	2,070	29.3%	48.3%	51.5%	50.1%
% of FP17s for Band 1 Urgent Courses	275	2,918	9.4%	10.8%	9.5%	9.1%
% of FP17s Relating to Free Repair or Replacements	7	2,918	0.2%	0.6%	0.7%	0.8%
% of FP17s Relating to Continuations	11	2,918	0.4%	1.0%	1.2%	1.2%
% of Patients satisfied with the dentistry they have received	8	8	N/A	91.9%	93.1%	92.8%
% of Patients satisfied with the time they had to wait for an appointment	6	8	N/A	88.1%	88.8%	88.7%

* This is based on patients treated on this contract for their most recent course of treatment. Figures in italics indicate the base number of FP17s or Patient Questionnaire responses are less than 100. N/A is shown where the base number of responses is less than 10 during the period. % is calculated as Quantity/Base number*100

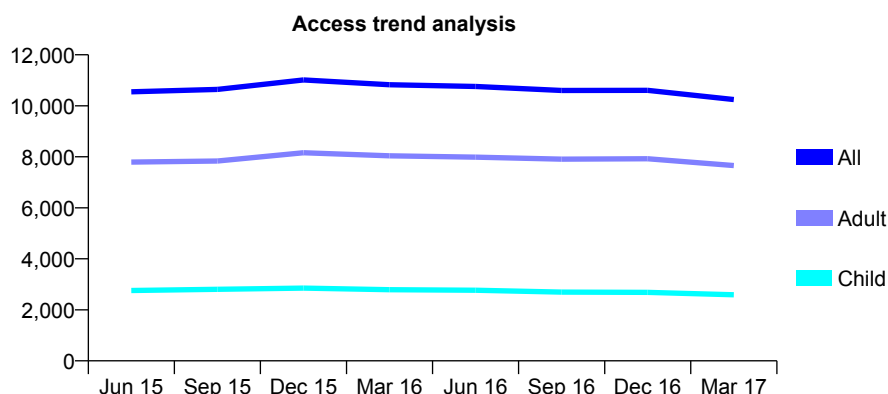
Q67 - Vital Signs At a Glance Contract Report for 921351/0003 - Year end March 2017

Name or company name	MR PK CHOPRA
Contract type name	GDS Contract
Purpose of contract	General
Contract start date	01/04/2006
Contract end date	

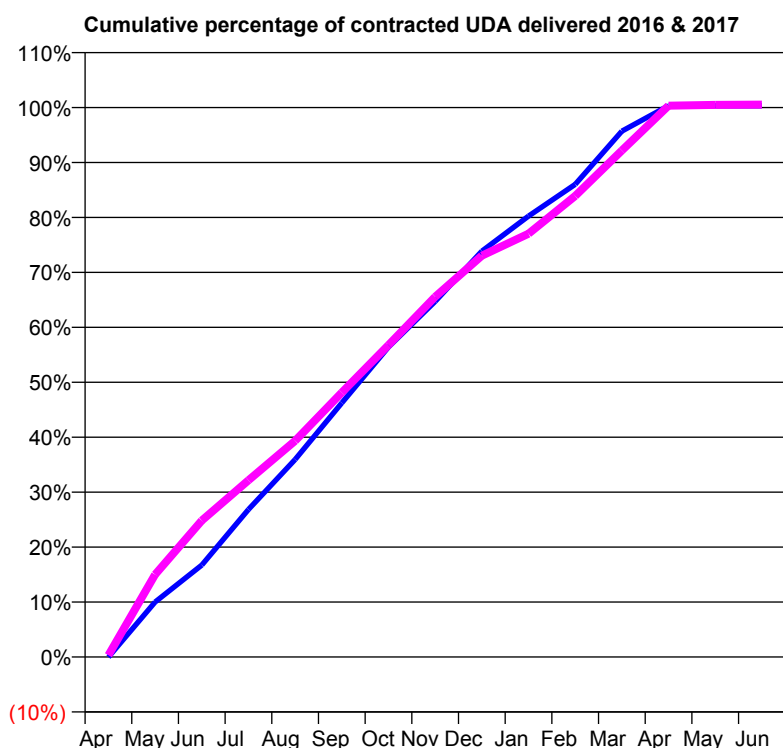
16/17 Contracted general activity (UDA)	25,324
Carry forward general activity (UDA)	-82
16/17 Contracted orthodontic activity (UOA)	0
Carry forward orthodontic activity (UOA)	0
Baseline contract value	£690,819.48

ACCESS*

Patients seen in 24 months	Total	Change since previous quarter
Quarter ending March 2016	10,826	
Quarter ending June 2016	10,757	→
Quarter ending September 2016	10,603	↓
Quarter ending December 2016	10,605	→
Quarter ending March 2017	10,247	↓
Variance since March 2016	(5.3%)	↓



ACTIVITY



Adjusted Scheduled Activity (UDA)		
Month	2016	2017
April	-8	82
May	2,533	3,803
June	4,235	6,287
July	6,802	8,144
August	9,103	9,965
September	11,712	12,190
October	14,286	14,377
November	16,384	16,600
December	18,706	18,494
January	20,319	19,511
February	21,780	21,245
March	24,232	23,340
April	25,406	25,406
May	25,406	25,445
June	25,406	25,458

QUALITY

	Quantity	Base Number	Contract	AT	Region	England
% of FP17s for the same patient ID Re-attending within 3 months - Children	170	3,336	5.1%	12.0%	11.9%	12.3%
% of FP17s for the same patient ID Re-attending within 3 months - Adults	1,067	9,275	11.5%	17.2%	16.6%	16.7%
% of FP17s for the same patient ID Re-attending between 3 & 9 months - Children	1,615	3,336	48.4%	55.4%	60.2%	57.6%
% of FP17s for the same patient ID Re-attending between 3 & 9 months - Adults	4,065	9,275	43.8%	48.3%	51.5%	50.1%
% of FP17s for Band 1 Urgent Courses	1,395	12,110	11.5%	10.8%	9.5%	9.1%
% of FP17s Relating to Free Repair or Replacements	39	12,110	0.3%	0.6%	0.7%	0.8%
% of FP17s Relating to Continuations	26	12,110	0.2%	1.0%	1.2%	1.2%
% of Patients satisfied with the dentistry they have received	13	17	76.5%	91.9%	93.1%	92.8%
% of Patients satisfied with the time they had to wait for an appointment	11	17	64.7%	88.1%	88.8%	88.7%

* This is based on patients treated on this contract for their most recent course of treatment. Figures in italics indicate the base number of FP17s or Patient Questionnaire responses are less than 100. N/A is shown where the base number of responses is less than 10 during the period. % is calculated as Quantity/Base number*100

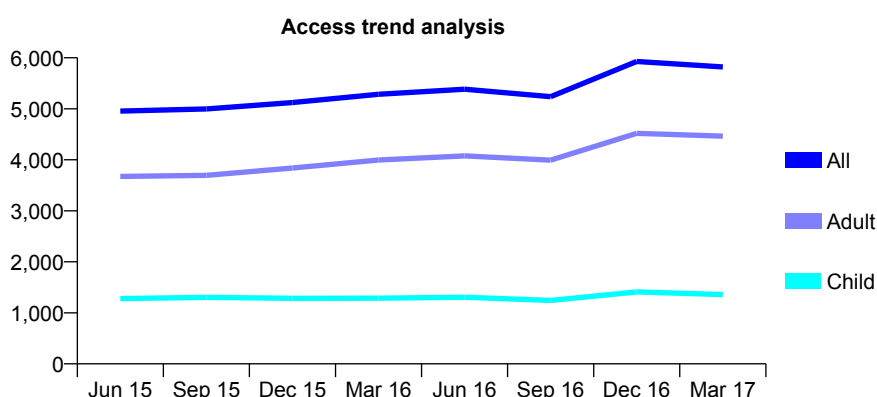
Q67 - Vital Signs At a Glance Contract Report for 921351/0013 - Year end March 2017

Name or company name	MR PK CHOPRA
Contract type name	GDS Contract
Purpose of contract	General
Contract start date	01/04/2009
Contract end date	

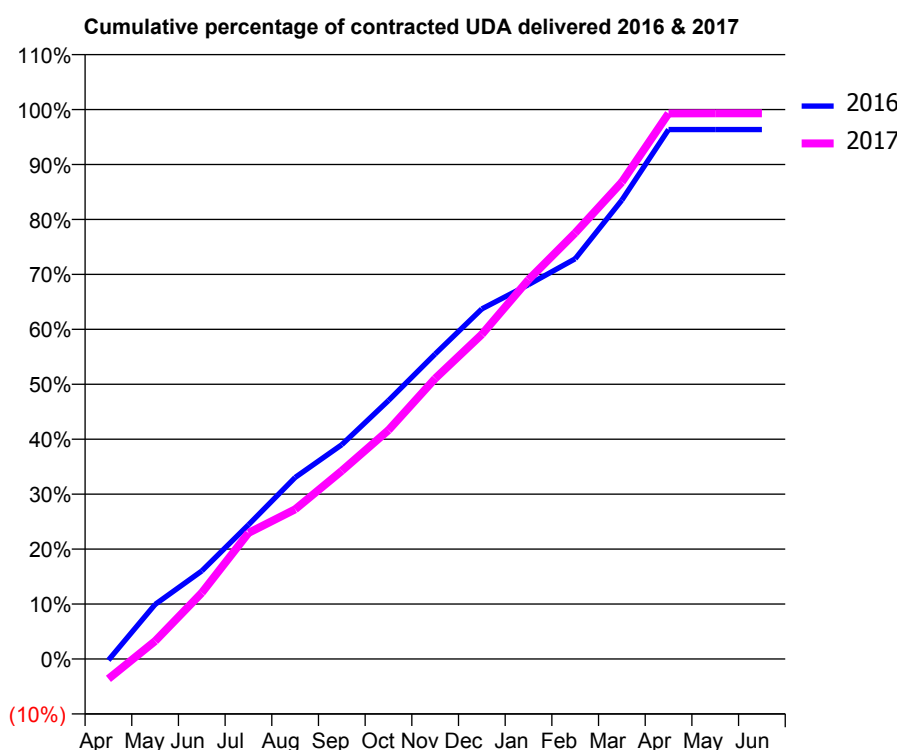
16/17 Contracted general activity (UDA)	18,000
Carry forward general activity (UDA)	655
16/17 Contracted orthodontic activity (UOA)	0
Carry forward orthodontic activity (UOA)	0
Baseline contract value	£346,049.92

ACCESS*

Patients seen in 24 months	Total	Change since previous quarter
Quarter ending March 2016	5,285	
Quarter ending June 2016	5,384	→
Quarter ending September 2016	5,238	↓
Quarter ending December 2016	5,928	↑
Quarter ending March 2017	5,821	↓
Variance since March 2016	10.1%	↑



ACTIVITY



Adjusted Scheduled Activity (UDA)		
Month	2016	2017
April	-43	-655
May	1,787	586
June	2,884	2,170
July	4,398	4,129
August	5,947	4,901
September	7,021	6,167
October	8,469	7,496
November	9,993	9,187
December	11,469	10,634
January	12,264	12,424
February	13,110	13,959
March	15,032	15,623
April	17,344	17,870
May	17,344	17,877
June	17,345	17,874

QUALITY

	Quantity	Base Number	Contract	AT	Region	England
% of FP17s for the same patient ID Re-attending within 3 months - Children	155	1,874	8.3%	12.0%	11.9%	12.3%
% of FP17s for the same patient ID Re-attending within 3 months - Adults	873	6,051	14.4%	17.2%	16.6%	16.7%
% of FP17s for the same patient ID Re-attending between 3 & 9 months - Children	757	1,874	40.4%	55.4%	60.2%	57.6%
% of FP17s for the same patient ID Re-attending between 3 & 9 months - Adults	2,213	6,051	36.6%	48.3%	51.5%	50.1%
% of FP17s for Band 1 Urgent Courses	1,351	8,094	16.7%	10.8%	9.5%	9.1%
% of FP17s Relating to Free Repair or Replacements	17	8,094	0.2%	0.6%	0.7%	0.8%
% of FP17s Relating to Continuations	21	8,094	0.3%	1.0%	1.2%	1.2%
% of Patients satisfied with the dentistry they have received	6	7	N/A	91.9%	93.1%	92.8%
% of Patients satisfied with the time they had to wait for an appointment	7	7	N/A	88.1%	88.8%	88.7%

* This is based on patients treated on this contract for their most recent course of treatment. Figures in italics indicate the base number of FP17s or Patient Questionnaire responses are less than 100. N/A is shown where the base number of responses is less than 10 during the period. % is calculated as Quantity/Base number*100

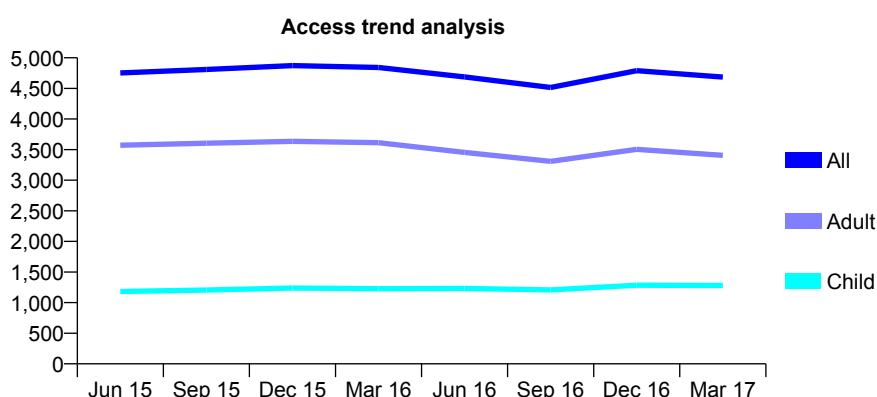
Q67 - Vital Signs At a Glance Contract Report for 921351/0014 - Year end March 2017

Name or company name	MR PK CHOPRA
Contract type name	GDS Contract
Purpose of contract	General
Contract start date	01/04/2009
Contract end date	

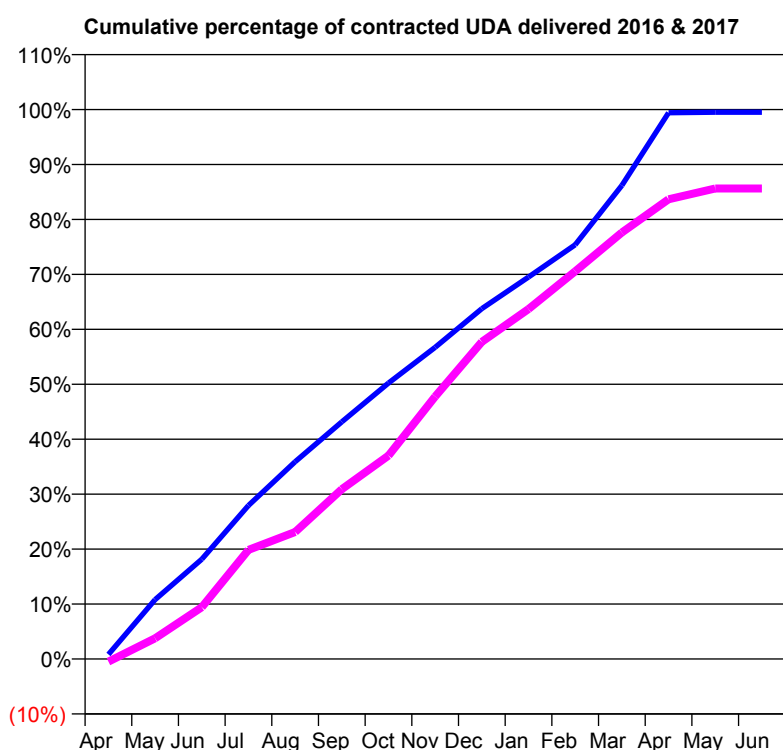
16/17 Contracted general activity (UDA)	15,000
Carry forward general activity (UDA)	74
16/17 Contracted orthodontic activity (UOA)	0
Carry forward orthodontic activity (UOA)	0
Baseline contract value	£288,787.63

ACCESS*

Patients seen in 24 months	Total	Change since previous quarter
Quarter ending March 2016	4,841	
Quarter ending June 2016	4,687	↓
Quarter ending September 2016	4,515	↓
Quarter ending December 2016	4,790	↑
Quarter ending March 2017	4,686	↓
Variance since March 2016	(3.2%)	↓



ACTIVITY



Month	Adjusted Scheduled Activity (UDA)	
	2016	2017
April	126	-74
May	1,623	567
June	2,724	1,413
July	4,190	2,981
August	5,386	3,465
September	6,474	4,634
October	7,533	5,553
November	8,510	7,165
December	9,565	8,658
January	10,427	9,553
February	11,306	10,583
March	12,927	11,641
April	14,910	12,550
May	14,925	12,845
June	14,926	12,845

QUALITY

	Quantity	Base Number	Contract	AT	Region	England
% of FP17s for the same patient ID Re-attending within 3 months - Children	70	1,541	4.5%	12.0%	11.9%	12.3%
% of FP17s for the same patient ID Re-attending within 3 months - Adults	542	4,268	12.7%	17.2%	16.6%	16.7%
% of FP17s for the same patient ID Re-attending between 3 & 9 months - Children	571	1,541	37.1%	55.4%	60.2%	57.6%
% of FP17s for the same patient ID Re-attending between 3 & 9 months - Adults	1,482	4,268	34.7%	48.3%	51.5%	50.1%
% of FP17s for Band 1 Urgent Courses	816	5,719	14.3%	10.8%	9.5%	9.1%
% of FP17s Relating to Free Repair or Replacements	31	5,719	0.5%	0.6%	0.7%	0.8%
% of FP17s Relating to Continuations	17	5,719	0.3%	1.0%	1.2%	1.2%
% of Patients satisfied with the dentistry they have received	7	8	N/A	91.9%	93.1%	92.8%
% of Patients satisfied with the time they had to wait for an appointment	6	8	N/A	88.1%	88.8%	88.7%

* This is based on patients treated on this contract for their most recent course of treatment. Figures in italics indicate the base number of FP17s or Patient Questionnaire responses are less than 100. N/A is shown where the base number of responses is less than 10 during the period. % is calculated as Quantity/Base number*100

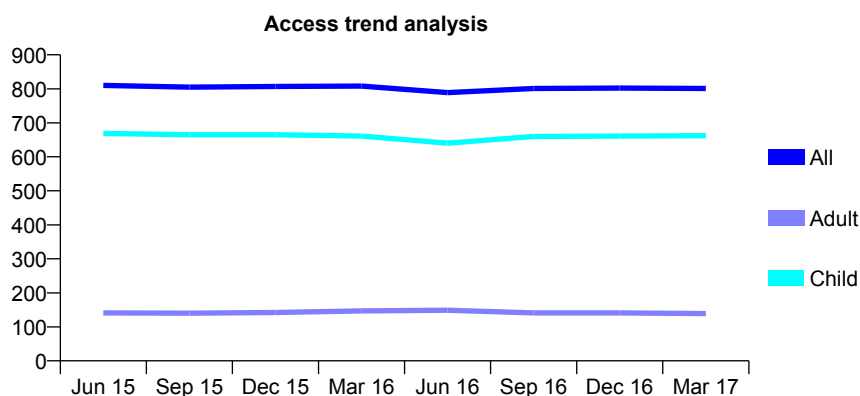
Q67 - Vital Signs At a Glance Contract Report for 921882/0001 - Year end March 2017

Name or company name	MR PM NEWMAN
Contract type name	GDS Contract
Purpose of contract	General
Contract start date	01/04/2006
Contract end date	

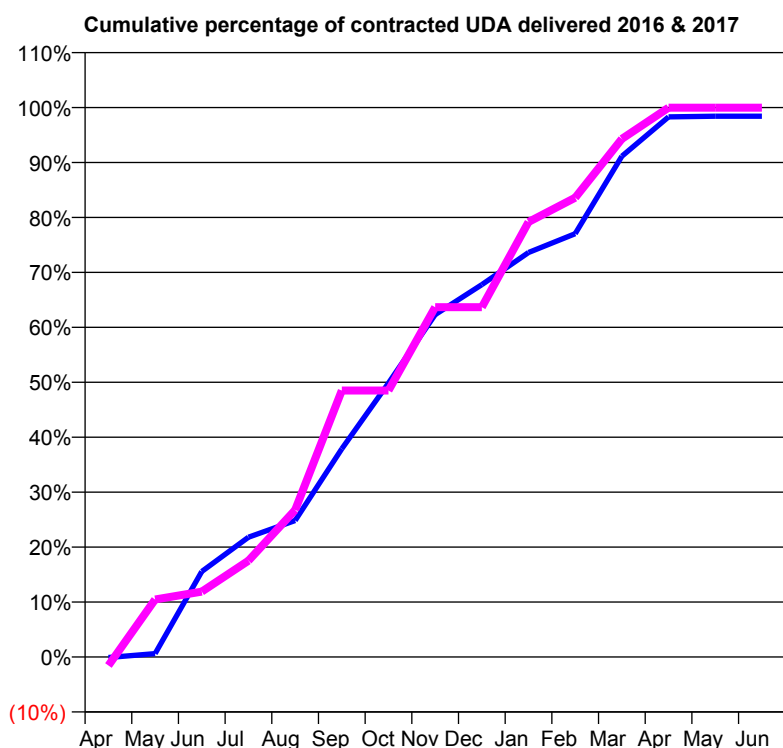
16/17 Contracted general activity (UDA)	1,786
Carry forward general activity (UDA)	28
16/17 Contracted orthodontic activity (UOA)	0
Carry forward orthodontic activity (UOA)	0
Baseline contract value	£43,668.41

ACCESS*

Patients seen in 24 months	Total	Change since previous quarter
Quarter ending March 2016	808	
Quarter ending June 2016	789	↓
Quarter ending September 2016	801	→
Quarter ending December 2016	802	→
Quarter ending March 2017	801	→
Variance since March 2016	(0.9%)	→



ACTIVITY



Adjusted Scheduled Activity (UDA)		
Month	2016	2017
April	-2	-28
May	11	187
June	278	213
July	389	313
August	444	478
September	677	866
October	891	866
November	1,113	1,137
December	1,210	1,137
January	1,315	1,414
February	1,376	1,493
March	1,628	1,684
April	1,756	1,785
May	1,758	1,785
June	1,758	1,785

QUALITY

	Quantity	Base Number	Contract	AT	Region	England
% of FP17s for the same patient ID Re-attending within 3 months - Children	173	1,274	13.6%	12.0%	11.9%	12.3%
% of FP17s for the same patient ID Re-attending within 3 months - Adults	22	145	15.2%	17.2%	16.6%	16.7%
% of FP17s for the same patient ID Re-attending between 3 & 9 months - Children	836	1,274	65.6%	55.4%	60.2%	57.6%
% of FP17s for the same patient ID Re-attending between 3 & 9 months - Adults	90	145	62.1%	48.3%	51.5%	50.1%
% of FP17s for Band 1 Urgent Courses	47	1,394	3.4%	10.8%	9.5%	9.1%
% of FP17s Relating to Free Repair or Replacements	0	1,394	0.0%	0.6%	0.7%	0.8%
% of FP17s Relating to Continuations	0	1,394	0.0%	1.0%	1.2%	1.2%
% of Patients satisfied with the dentistry they have received	1	1	N/A	91.9%	93.1%	92.8%
% of Patients satisfied with the time they had to wait for an appointment	1	1	N/A	88.1%	88.8%	88.7%

* This is based on patients treated on this contract for their most recent course of treatment. Figures in italics indicate the base number of FP17s or Patient Questionnaire responses are less than 100. N/A is shown where the base number of responses is less than 10 during the period. % is calculated as Quantity/Base number*100

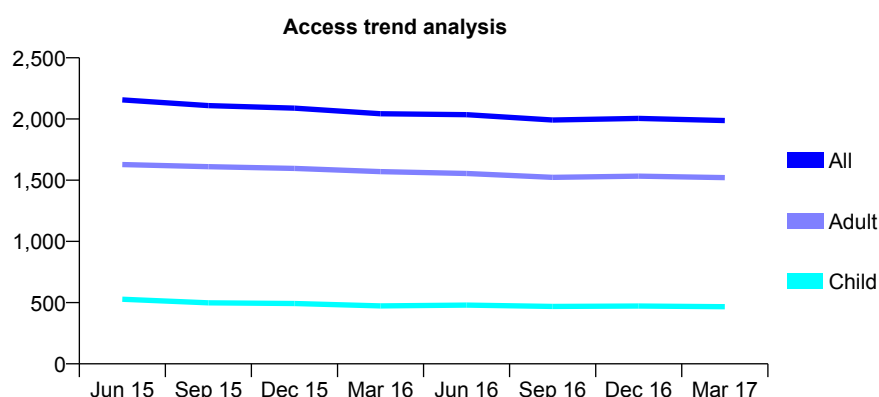
Q67 - Vital Signs At a Glance Contract Report for 923109/0001 - Year end March 2017

Name or company name	MR MS TAWANA
Contract type name	GDS Contract
Purpose of contract	General
Contract start date	01/04/2006
Contract end date	

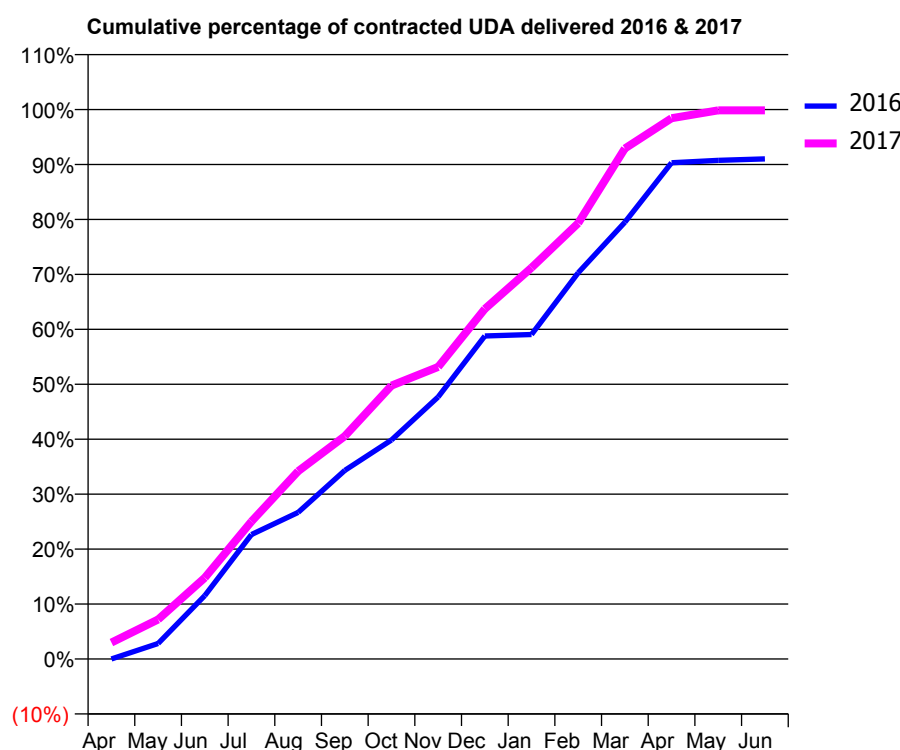
16/17 Contracted general activity (UDA)	5,900
Carry forward general activity (UDA)	0
16/17 Contracted orthodontic activity (UOA)	0
Carry forward orthodontic activity (UOA)	0
Baseline contract value	£154,342.23

ACCESS*

Patients seen in 24 months	Total	Change since previous quarter
Quarter ending March 2016	2,043	
Quarter ending June 2016	2,035	→
Quarter ending September 2016	1,992	↓
Quarter ending December 2016	2,005	→
Quarter ending March 2017	1,988	→
Variance since March 2016	(2.7%)	↓



ACTIVITY



Adjusted Scheduled Activity (UDA)		
Month	2016	2017
April	1	176
May	186	424
June	758	873
July	1,490	1,477
August	1,755	2,017
September	2,257	2,394
October	2,622	2,936
November	3,137	3,136
December	3,865	3,759
January	3,883	4,201
February	4,622	4,679
March	5,228	5,481
April	5,939	5,806
May	5,967	5,891
June	5,984	5,891

QUALITY

	Quantity	Base Number	Contract	AT	Region	England
% of FP17s for the same patient ID Re-attending within 3 months - Children	23	562	4.1%	12.0%	11.9%	12.3%
% of FP17s for the same patient ID Re-attending within 3 months - Adults	156	1,871	8.3%	17.2%	16.6%	16.7%
% of FP17s for the same patient ID Re-attending between 3 & 9 months - Children	177	562	31.5%	55.4%	60.2%	57.6%
% of FP17s for the same patient ID Re-attending between 3 & 9 months - Adults	701	1,871	37.5%	48.3%	51.5%	50.1%
% of FP17s for Band 1 Urgent Courses	209	2,379	8.8%	10.8%	9.5%	9.1%
% of FP17s Relating to Free Repair or Replacements	2	2,379	0.1%	0.6%	0.7%	0.8%
% of FP17s Relating to Continuations	5	2,379	0.2%	1.0%	1.2%	1.2%
% of Patients satisfied with the dentistry they have received	9	9	N/A	91.9%	93.1%	92.8%
% of Patients satisfied with the time they had to wait for an appointment	7	9	N/A	88.1%	88.8%	88.7%

* This is based on patients treated on this contract for their most recent course of treatment. Figures in italics indicate the base number of FP17s or Patient Questionnaire responses are less than 100. N/A is shown where the base number of responses is less than 10 during the period. % is calculated as Quantity/Base number*100

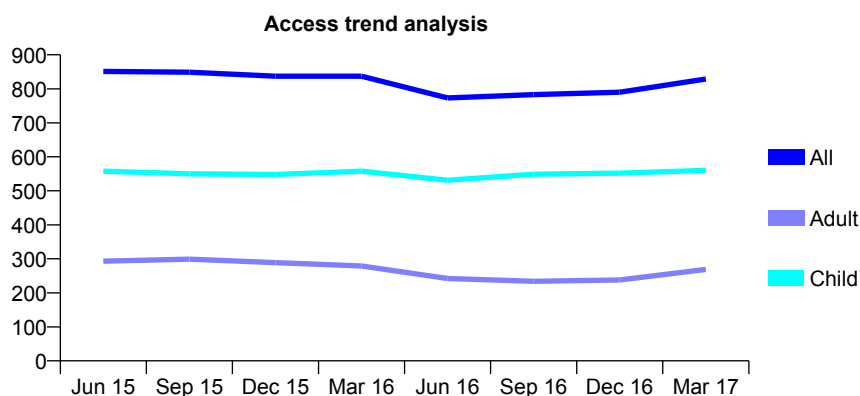
Q67 - Vital Signs At a Glance Contract Report for 925780/0001 - Year end March 2017

Name or company name	MRS R PATEL
Contract type name	GDS Contract
Purpose of contract	General
Contract start date	01/04/2006
Contract end date	

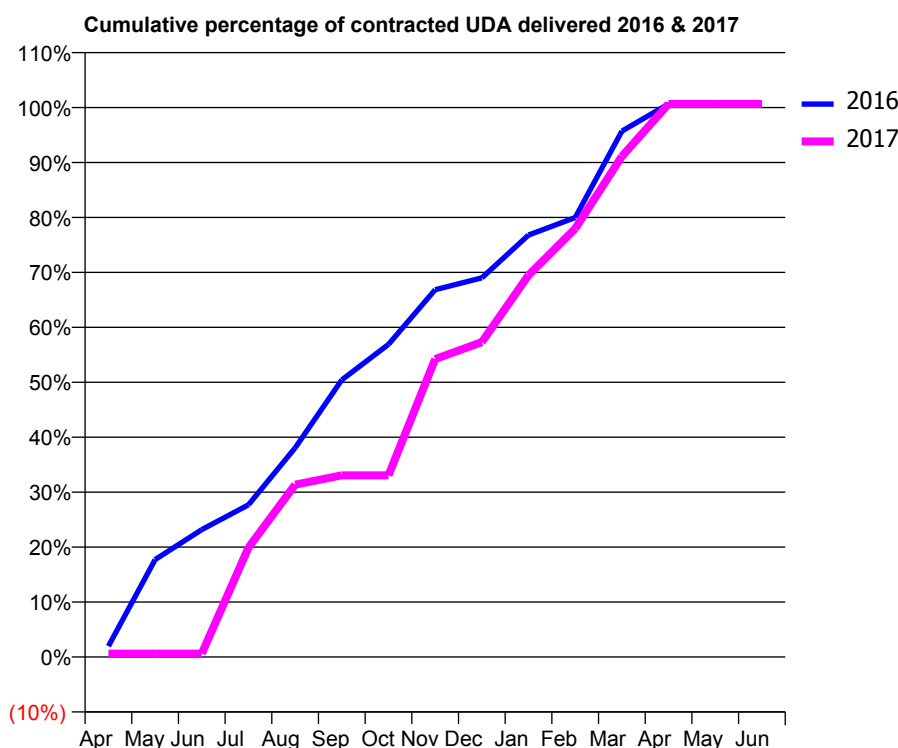
16/17 Contracted general activity (UDA)	1,920
Carry forward general activity (UDA)	-12
16/17 Contracted orthodontic activity (UOA)	0
Carry forward orthodontic activity (UOA)	0
Baseline contract value	£51,689.47

ACCESS*

Patients seen in 24 months	Total	Change since previous quarter
Quarter ending March 2016	837	
Quarter ending June 2016	773	↓
Quarter ending September 2016	783	→
Quarter ending December 2016	790	→
Quarter ending March 2017	829	↑
Variance since March 2016	(1.0%)	→



ACTIVITY



Adjusted Scheduled Activity (UDA)		
Month	2016	2017
April	38	12
May	340	12
June	445	12
July	532	382
August	731	602
September	968	635
October	1,092	635
November	1,284	1,041
December	1,325	1,100
January	1,474	1,334
February	1,535	1,497
March	1,838	1,749
April	1,932	1,932
May	1,932	1,932
June	1,932	1,932

QUALITY

	Quantity	Base Number	Contract	AT	Region	England
% of FP17s for the same patient ID Re-attending within 3 months - Children	50	751	6.7%	12.0%	11.9%	12.3%
% of FP17s for the same patient ID Re-attending within 3 months - Adults	24	224	10.7%	17.2%	16.6%	16.7%
% of FP17s for the same patient ID Re-attending between 3 & 9 months - Children	407	751	54.2%	55.4%	60.2%	57.6%
% of FP17s for the same patient ID Re-attending between 3 & 9 months - Adults	51	224	22.8%	48.3%	51.5%	50.1%
% of FP17s for Band 1 Urgent Courses	187	1,002	18.7%	10.8%	9.5%	9.1%
% of FP17s Relating to Free Repair or Replacements	0	1,002	0.0%	0.6%	0.7%	0.8%
% of FP17s Relating to Continuations	9	1,002	0.9%	1.0%	1.2%	1.2%
% of Patients satisfied with the dentistry they have received	2	2	N/A	91.9%	93.1%	92.8%
% of Patients satisfied with the time they had to wait for an appointment	2	2	N/A	88.1%	88.8%	88.7%

* This is based on patients treated on this contract for their most recent course of treatment. Figures in italics indicate the base number of FP17s or Patient Questionnaire responses are less than 100. N/A is shown where the base number of responses is less than 10 during the period. % is calculated as Quantity/Base number*100

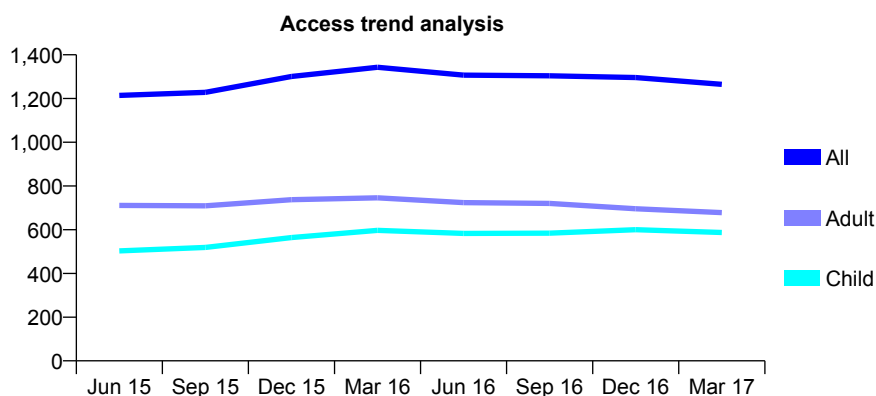
Q67 - Vital Signs At a Glance Contract Report for 933961/0001 - Year end March 2017

Name or company name	MRS M CHADHA
Contract type name	GDS Contract
Purpose of contract	General
Contract start date	01/04/2006
Contract end date	

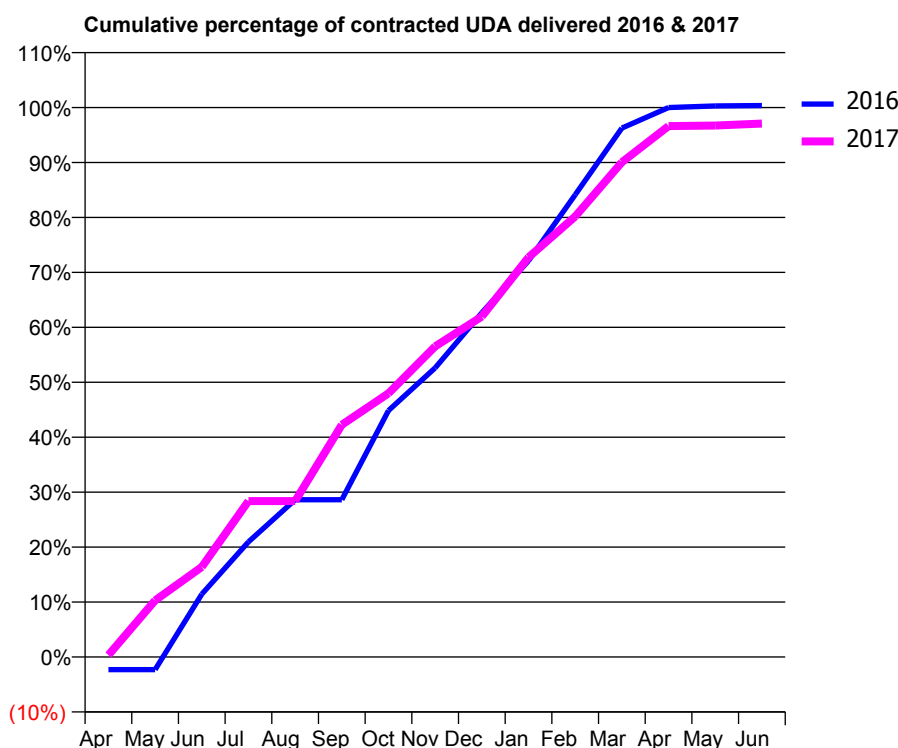
16/17 Contracted general activity (UDA)	4,072
Carry forward general activity (UDA)	-14
16/17 Contracted orthodontic activity (UOA)	0
Carry forward orthodontic activity (UOA)	0
Baseline contract value	£103,534.40

ACCESS*

Patients seen in 24 months	Total	Change since previous quarter
Quarter ending March 2016	1,343	
Quarter ending June 2016	1,307	↓
Quarter ending September 2016	1,304	→
Quarter ending December 2016	1,296	→
Quarter ending March 2017	1,265	↓
Variance since March 2016	(5.8%)	↓



ACTIVITY



Adjusted Scheduled Activity (UDA)		
Month	2016	2017
April	-94	14
May	-94	419
June	466	667
July	854	1,156
August	1,166	1,156
September	1,166	1,721
October	1,827	1,954
November	2,143	2,302
December	2,551	2,523
January	2,936	2,962
February	3,425	3,264
March	3,919	3,667
April	4,072	3,934
May	4,083	3,938
June	4,086	3,953

QUALITY

	Quantity	Base Number	Contract	AT	Region	England
% of FP17s for the same patient ID Re-attending within 3 months - Children	76	884	8.6%	12.0%	11.9%	12.3%
% of FP17s for the same patient ID Re-attending within 3 months - Adults	176	940	18.7%	17.2%	16.6%	16.7%
% of FP17s for the same patient ID Re-attending between 3 & 9 months - Children	557	884	63.0%	55.4%	60.2%	57.6%
% of FP17s for the same patient ID Re-attending between 3 & 9 months - Adults	565	940	60.1%	48.3%	51.5%	50.1%
% of FP17s for Band 1 Urgent Courses	208	1,832	11.4%	10.8%	9.5%	9.1%
% of FP17s Relating to Free Repair or Replacements	0	1,832	0.0%	0.6%	0.7%	0.8%
% of FP17s Relating to Continuations	2	1,832	0.1%	1.0%	1.2%	1.2%
% of Patients satisfied with the dentistry they have received	1	1	N/A	91.9%	93.1%	92.8%
% of Patients satisfied with the time they had to wait for an appointment	1	1	N/A	88.1%	88.8%	88.7%

* This is based on patients treated on this contract for their most recent course of treatment. Figures in italics indicate the base number of FP17s or Patient Questionnaire responses are less than 100. N/A is shown where the base number of responses is less than 10 during the period. % is calculated as Quantity/Base number*100

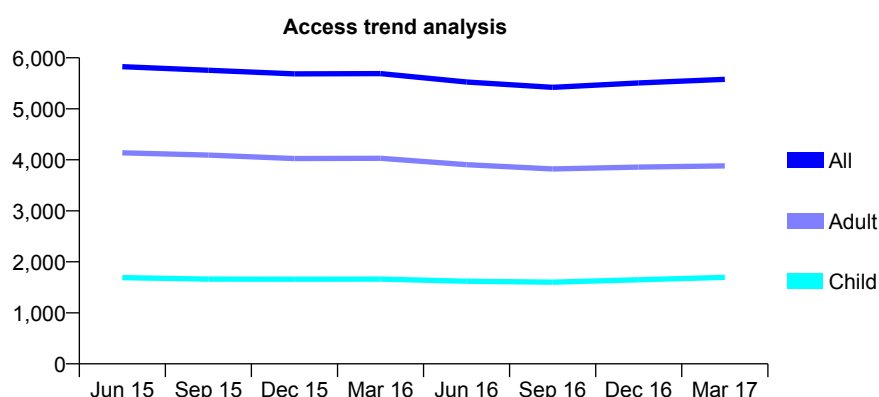
Q67 - Vital Signs At a Glance Contract Report for 934887/0002 - Year end March 2017

Name or company name	MR R NATH
Contract type name	GDS Contract
Purpose of contract	General
Contract start date	01/12/2008
Contract end date	

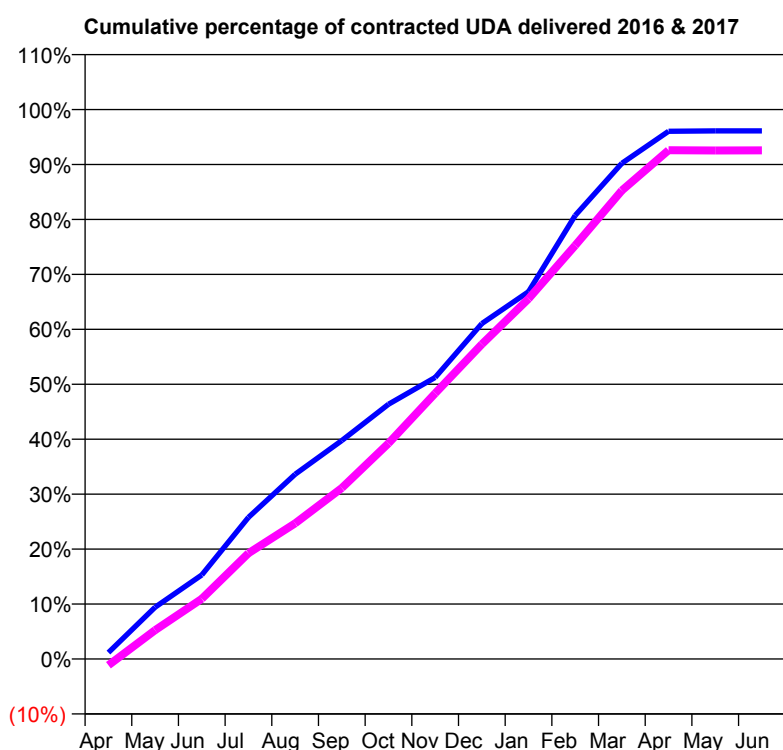
16/17 Contracted general activity (UDA)	15,757
Carry forward general activity (UDA)	614
16/17 Contracted orthodontic activity (UOA)	0
Carry forward orthodontic activity (UOA)	0
Baseline contract value	£499,572.43

ACCESS*

Patients seen in 24 months	Total	Change since previous quarter
Quarter ending March 2016	5,691	
Quarter ending June 2016	5,525	↓
Quarter ending September 2016	5,421	↓
Quarter ending December 2016	5,506	→
Quarter ending March 2017	5,577	→
Variance since March 2016	(2.0%)	↓



ACTIVITY



Adjusted Scheduled Activity (UDA)		
Month	2016	2017
April	186	-182
May	1,485	828
June	2,412	1,728
July	4,064	3,034
August	5,297	3,889
September	6,265	4,905
October	7,306	6,186
November	8,072	7,620
December	9,620	9,025
January	10,533	10,329
February	12,721	11,858
March	14,214	13,436
April	15,132	14,589
May	15,143	14,580
June	15,143	14,585

QUALITY

	Quantity	Base Number	Contract	AT	Region	England
% of FP17s for the same patient ID Re-attending within 3 months - Children	158	1,970	8.0%	12.0%	11.9%	12.3%
% of FP17s for the same patient ID Re-attending within 3 months - Adults	522	3,797	13.7%	17.2%	16.6%	16.7%
% of FP17s for the same patient ID Re-attending between 3 & 9 months - Children	783	1,970	39.7%	55.4%	60.2%	57.6%
% of FP17s for the same patient ID Re-attending between 3 & 9 months - Adults	1,083	3,797	28.5%	48.3%	51.5%	50.1%
% of FP17s for Band 1 Urgent Courses	517	5,145	10.0%	10.8%	9.5%	9.1%
% of FP17s Relating to Free Repair or Replacements	19	5,145	0.4%	0.6%	0.7%	0.8%
% of FP17s Relating to Continuations	29	5,145	0.6%	1.0%	1.2%	1.2%
% of Patients satisfied with the dentistry they have received	9	9	N/A	91.9%	93.1%	92.8%
% of Patients satisfied with the time they had to wait for an appointment	9	9	N/A	88.1%	88.8%	88.7%

* This is based on patients treated on this contract for their most recent course of treatment. Figures in italics indicate the base number of FP17s or Patient Questionnaire responses are less than 100. N/A is shown where the base number of responses is less than 10 during the period. % is calculated as Quantity/Base number*100

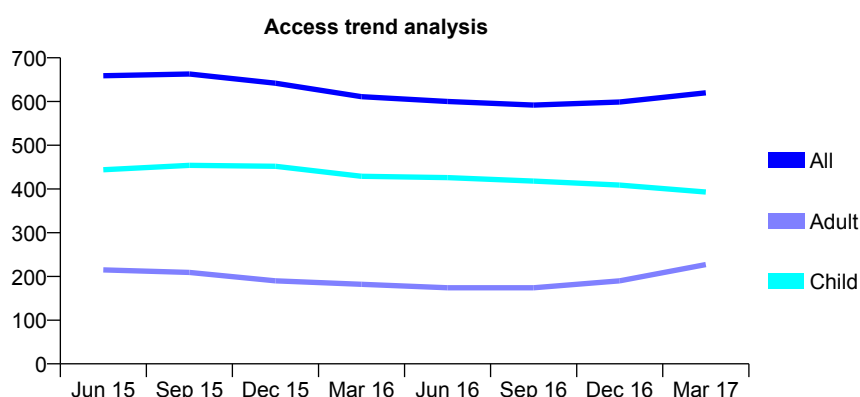
Q67 - Vital Signs At a Glance Contract Report for 937363/0003 - Year end March 2017

Name or company name	MR G HAMILL
Contract type name	GDS Contract
Purpose of contract	General and Orthodontic
Contract start date	01/04/2006
Contract end date	

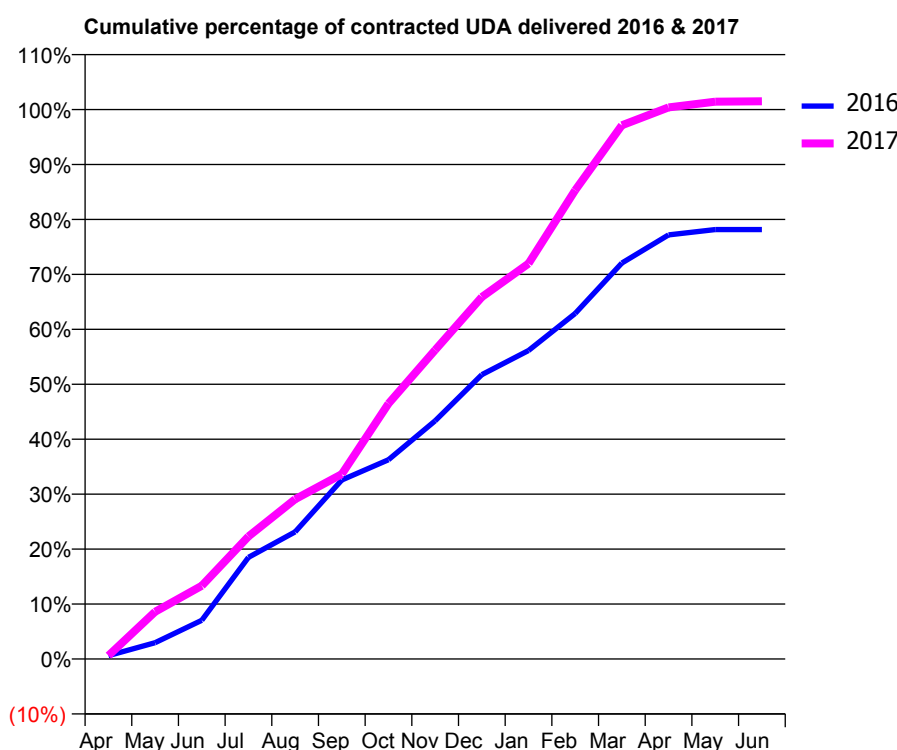
16/17 Contracted general activity (UDA)	1,630
Carry forward general activity (UDA)	0
16/17 Contracted orthodontic activity (UOA)	0
Carry forward orthodontic activity (UOA)	0
Baseline contract value	£50,525.49

ACCESS*

Patients seen in 24 months	Total	Change since previous quarter
Quarter ending March 2016	611	
Quarter ending June 2016	600	↓
Quarter ending September 2016	592	↓
Quarter ending December 2016	599	→
Quarter ending March 2017	620	↑
Variance since March 2016	1.5%	→



ACTIVITY



Month	Adjusted Scheduled Activity (UDA)	
	2016	2017
April	11	10
May	52	140
June	125	217
July	327	364
August	408	474
September	575	549
October	640	758
November	765	917
December	913	1,074
January	991	1,173
February	1,110	1,391
March	1,272	1,583
April	1,362	1,636
May	1,379	1,653
June	1,379	1,654

QUALITY

	Quantity	Base Number	Contract	AT	Region	England
% of FP17s for the same patient ID Re-attending within 3 months - Children	46	666	6.9%	12.0%	11.9%	12.3%
% of FP17s for the same patient ID Re-attending within 3 months - Adults	55	267	20.6%	17.2%	16.6%	16.7%
% of FP17s for the same patient ID Re-attending between 3 & 9 months - Children	442	666	66.4%	55.4%	60.2%	57.6%
% of FP17s for the same patient ID Re-attending between 3 & 9 months - Adults	113	267	42.3%	48.3%	51.5%	50.1%
% of FP17s for Band 1 Urgent Courses	52	875	5.9%	10.8%	9.5%	9.1%
% of FP17s Relating to Free Repair or Replacements	0	875	0.0%	0.6%	0.7%	0.8%
% of FP17s Relating to Continuations	21	875	2.4%	1.0%	1.2%	1.2%
% of Patients satisfied with the dentistry they have received	1	1	N/A	91.9%	93.1%	92.8%
% of Patients satisfied with the time they had to wait for an appointment	1	1	N/A	88.1%	88.8%	88.7%

* This is based on patients treated on this contract for their most recent course of treatment. Figures in italics indicate the base number of FP17s or Patient Questionnaire responses are less than 100. N/A is shown where the base number of responses is less than 10 during the period. % is calculated as Quantity/Base number*100

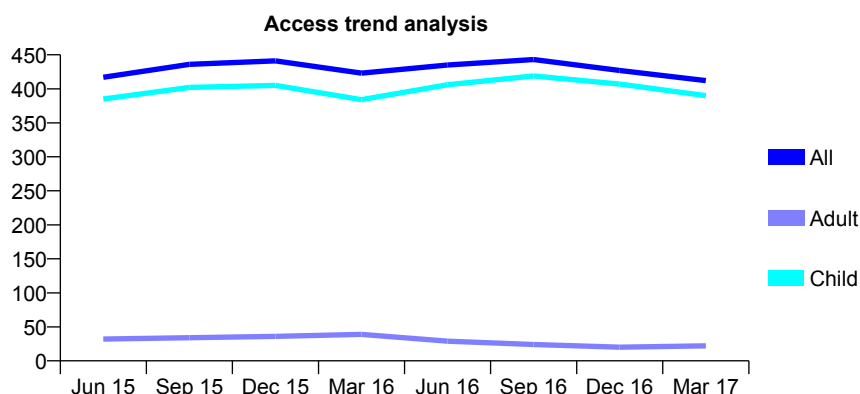
Q67 - Vital Signs At a Glance Contract Report for 946575/0001 - Year end March 2017

Name or company name	MR KO ONANUGA
Contract type name	GDS Contract
Purpose of contract	General
Contract start date	03/12/2007
Contract end date	

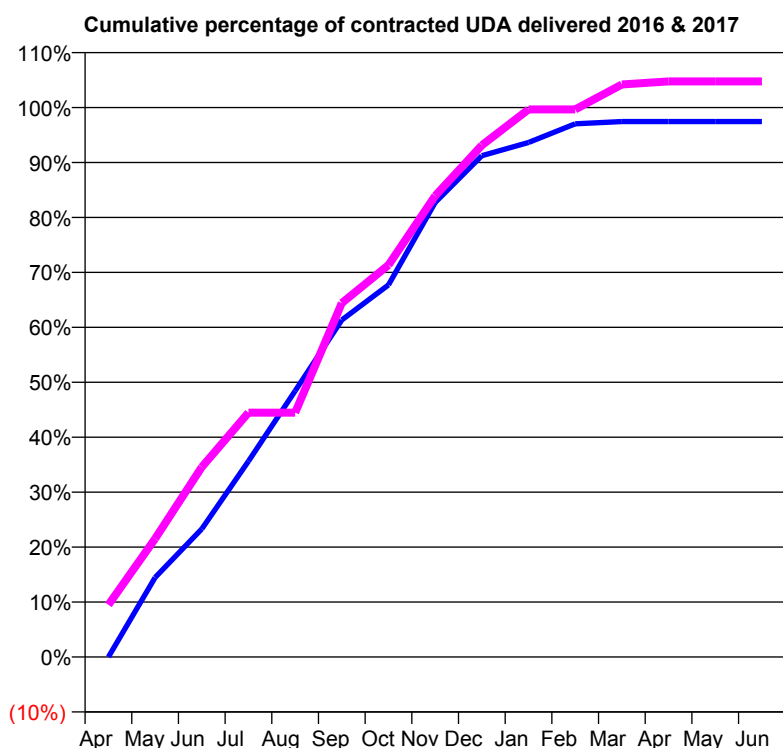
16/17 Contracted general activity (UDA)	707
Carry forward general activity (UDA)	18
16/17 Contracted orthodontic activity (UOA)	0
Carry forward orthodontic activity (UOA)	0
Baseline contract value	£19,999.09

ACCESS*

Patients seen in 24 months	Total	Change since previous quarter
Quarter ending March 2016	423	
Quarter ending June 2016	435	↑
Quarter ending September 2016	443	→
Quarter ending December 2016	427	↓
Quarter ending March 2017	412	↓
Variance since March 2016	(2.6%)	↓



ACTIVITY



Month	Adjusted Scheduled Activity (UDA)	
	2016	2017
April	0	67
May	102	152
June	165	244
July	252	314
August	342	314
September	434	455
October	479	504
November	585	593
December	645	658
January	662	705
February	686	705
March	689	737
April	689	741
May	689	741
June	689	741

QUALITY

	Quantity	Base Number	Contract	AT	Region	England
% of FP17s for the same patient ID Re-attending within 3 months - Children	23	547	4.2%	12.0%	11.9%	12.3%
% of FP17s for the same patient ID Re-attending within 3 months - Adults	0	8	0.0%	17.2%	16.6%	16.7%
% of FP17s for the same patient ID Re-attending between 3 & 9 months - Children	297	547	54.3%	55.4%	60.2%	57.6%
% of FP17s for the same patient ID Re-attending between 3 & 9 months - Adults	5	8	62.5%	48.3%	51.5%	50.1%
% of FP17s for Band 1 Urgent Courses	3	557	0.5%	10.8%	9.5%	9.1%
% of FP17s Relating to Free Repair or Replacements	0	557	0.0%	0.6%	0.7%	0.8%
% of FP17s Relating to Continuations	0	557	0.0%	1.0%	1.2%	1.2%
% of Patients satisfied with the dentistry they have received	0	0	N/A	91.9%	93.1%	92.8%
% of Patients satisfied with the time they had to wait for an appointment	0	0	N/A	88.1%	88.8%	88.7%

* This is based on patients treated on this contract for their most recent course of treatment. Figures in italics indicate the base number of FP17s or Patient Questionnaire responses are less than 100. N/A is shown where the base number of responses is less than 10 during the period. % is calculated as Quantity/Base number*100

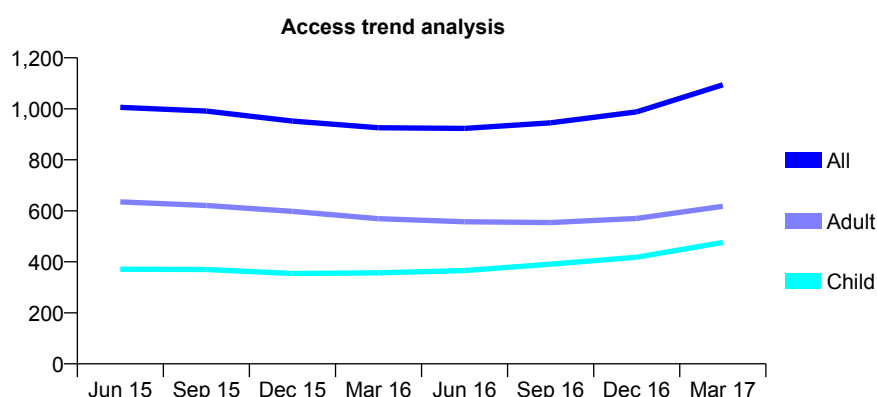
Q67 - Vital Signs At a Glance Contract Report for 952869/0001 - Year end March 2017

Name or company name	MISS MF LOGUE
Contract type name	GDS Contract
Purpose of contract	General
Contract start date	01/04/2006
Contract end date	

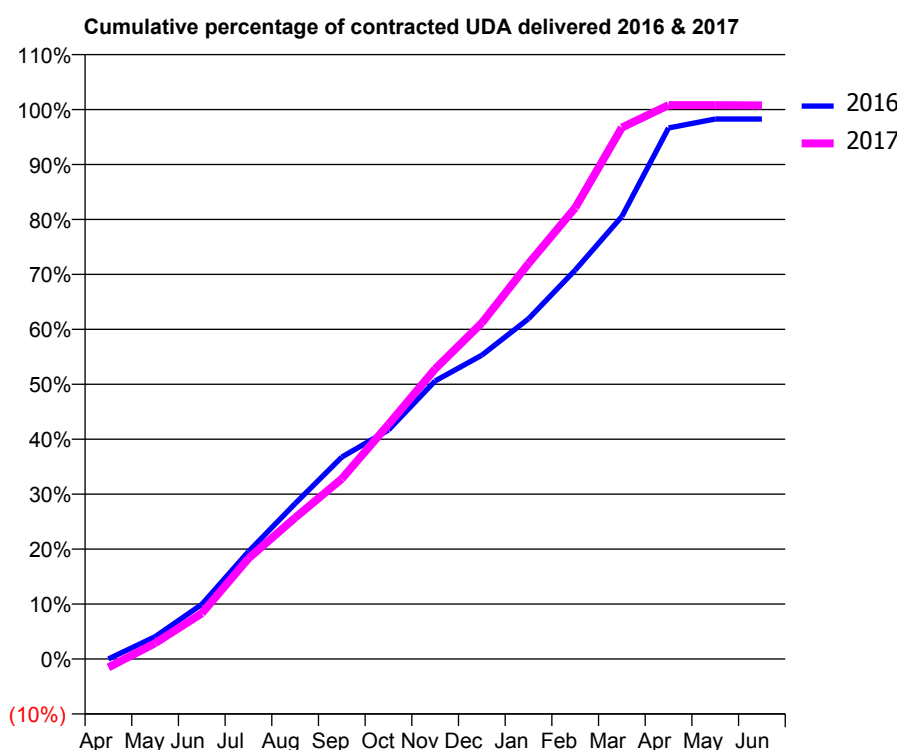
16/17 Contracted general activity (UDA)	3,624
Carry forward general activity (UDA)	62
16/17 Contracted orthodontic activity (UOA)	0
Carry forward orthodontic activity (UOA)	0
Baseline contract value	£88,608.24

ACCESS*

Patients seen in 24 months	Total	Change since previous quarter
Quarter ending March 2016	926	
Quarter ending June 2016	923	→
Quarter ending September 2016	945	↑
Quarter ending December 2016	988	↑
Quarter ending March 2017	1,094	↑
Variance since March 2016	18.1%	↑



ACTIVITY



Adjusted Scheduled Activity (UDA)		
Month	2016	2017
April	0	-56
May	147	104
June	360	302
July	708	663
August	1,025	932
September	1,332	1,188
October	1,511	1,547
November	1,834	1,913
December	2,004	2,217
January	2,244	2,608
February	2,565	2,976
March	2,919	3,505
April	3,502	3,653
May	3,562	3,653
June	3,562	3,651

QUALITY

	Quantity	Base Number	Contract	AT	Region	England
% of FP17s for the same patient ID Re-attending within 3 months - Children	126	859	14.7%	12.0%	11.9%	12.3%
% of FP17s for the same patient ID Re-attending within 3 months - Adults	171	932	18.3%	17.2%	16.6%	16.7%
% of FP17s for the same patient ID Re-attending between 3 & 9 months - Children	399	859	46.4%	55.4%	60.2%	57.6%
% of FP17s for the same patient ID Re-attending between 3 & 9 months - Adults	390	932	41.8%	48.3%	51.5%	50.1%
% of FP17s for Band 1 Urgent Courses	309	1,639	18.9%	10.8%	9.5%	9.1%
% of FP17s Relating to Free Repair or Replacements	6	1,639	0.4%	0.6%	0.7%	0.8%
% of FP17s Relating to Continuations	10	1,639	0.6%	1.0%	1.2%	1.2%
% of Patients satisfied with the dentistry they have received	3	3	N/A	91.9%	93.1%	92.8%
% of Patients satisfied with the time they had to wait for an appointment	3	3	N/A	88.1%	88.8%	88.7%

* This is based on patients treated on this contract for their most recent course of treatment. Figures in italics indicate the base number of FP17s or Patient Questionnaire responses are less than 100. N/A is shown where the base number of responses is less than 10 during the period. % is calculated as Quantity/Base number*100

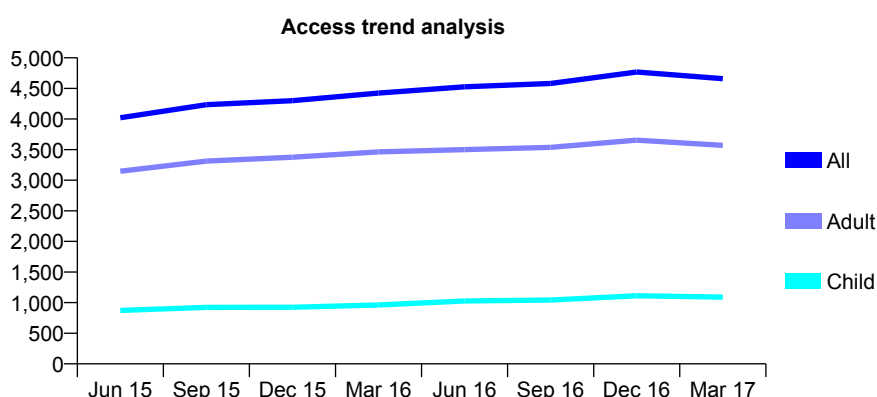
Q67 - Vital Signs At a Glance Contract Report for 953245/0001 - Year end March 2017

Name or company name	MISS SR PHOTAY
Contract type name	GDS Contract
Purpose of contract	General
Contract start date	01/04/2012
Contract end date	

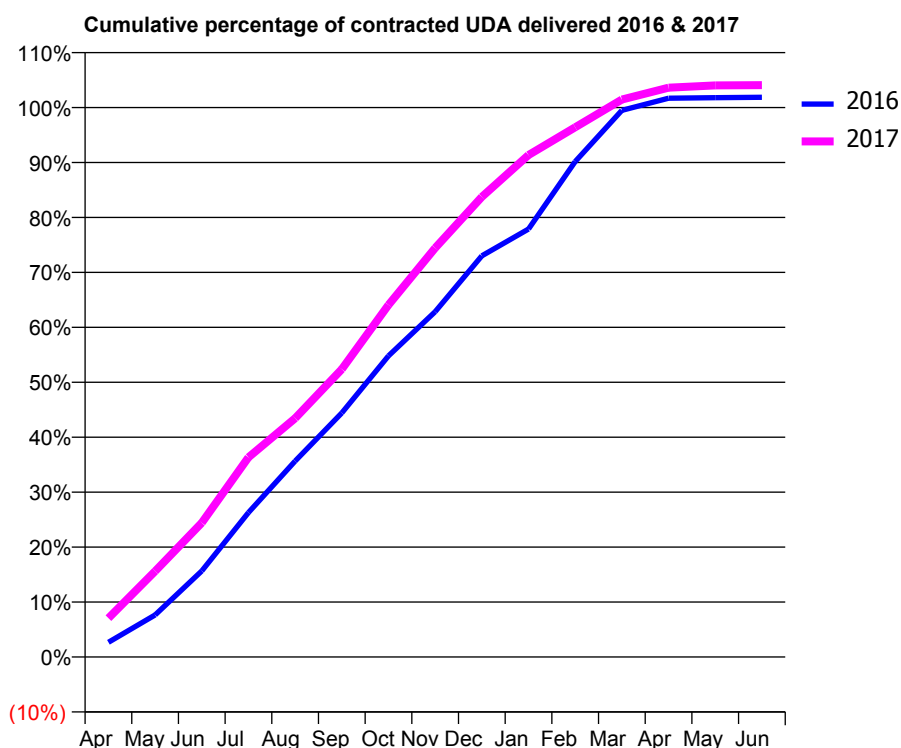
16/17 Contracted general activity (UDA)	11,840
Carry forward general activity (UDA)	-220
16/17 Contracted orthodontic activity (UOA)	0
Carry forward orthodontic activity (UOA)	0
Baseline contract value	£373,267.36

ACCESS*

Patients seen in 24 months	Total	Change since previous quarter
Quarter ending March 2016	4,424	
Quarter ending June 2016	4,527	↑
Quarter ending September 2016	4,580	→
Quarter ending December 2016	4,767	↑
Quarter ending March 2017	4,659	↓
Variance since March 2016	5.3%	↑



ACTIVITY



Adjusted Scheduled Activity (UDA)		
Month	2016	2017
April	318	838
May	907	1,850
June	1,856	2,892
July	3,112	4,304
August	4,223	5,144
September	5,260	6,203
October	6,490	7,586
November	7,440	8,813
December	8,644	9,913
January	9,221	10,816
February	10,675	11,413
March	11,779	12,012
April	12,042	12,267
May	12,051	12,316
June	12,060	12,322

QUALITY

	Quantity	Base Number	Contract	AT	Region	England
% of FP17s for the same patient ID Re-attending within 3 months - Children	146	1,367	10.7%	12.0%	11.9%	12.3%
% of FP17s for the same patient ID Re-attending within 3 months - Adults	756	4,333	17.4%	17.2%	16.6%	16.7%
% of FP17s for the same patient ID Re-attending between 3 & 9 months - Children	565	1,367	41.3%	55.4%	60.2%	57.6%
% of FP17s for the same patient ID Re-attending between 3 & 9 months - Adults	1,923	4,333	44.4%	48.3%	51.5%	50.1%
% of FP17s for Band 1 Urgent Courses	775	5,187	14.9%	10.8%	9.5%	9.1%
% of FP17s Relating to Free Repair or Replacements	0	5,187	0.0%	0.6%	0.7%	0.8%
% of FP17s Relating to Continuations	55	5,187	1.1%	1.0%	1.2%	1.2%
% of Patients satisfied with the dentistry they have received	6	7	N/A	91.9%	93.1%	92.8%
% of Patients satisfied with the time they had to wait for an appointment	5	7	N/A	88.1%	88.8%	88.7%

* This is based on patients treated on this contract for their most recent course of treatment. Figures in italics indicate the base number of FP17s or Patient Questionnaire responses are less than 100. N/A is shown where the base number of responses is less than 10 during the period. % is calculated as Quantity/Base number*100

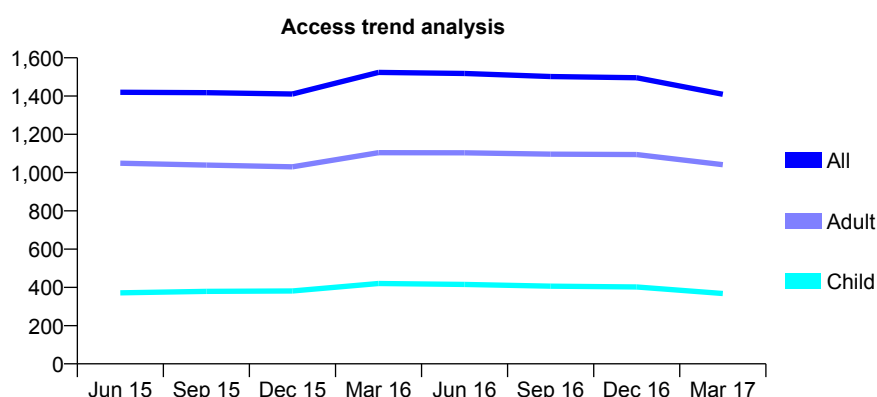
Q67 - Vital Signs At a Glance Contract Report for 961094/0001 - Year end March 2017

Name or company name	MISS M FRAGGEDAKI
Contract type name	GDS Contract
Purpose of contract	General
Contract start date	01/04/2006
Contract end date	

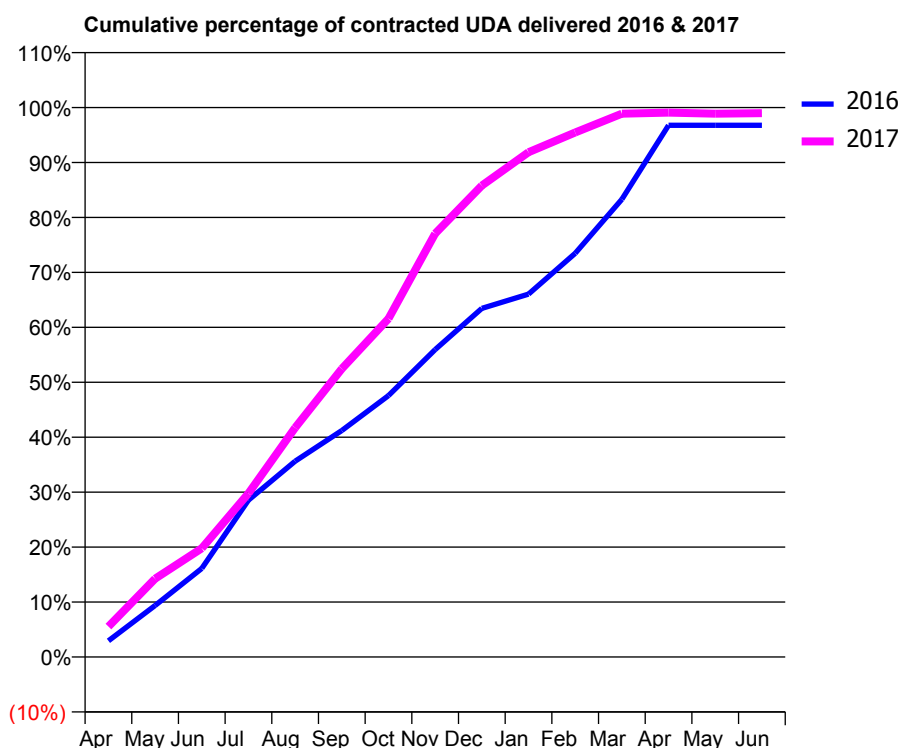
16/17 Contracted general activity (UDA)	4,938
Carry forward general activity (UDA)	0
16/17 Contracted orthodontic activity (UOA)	0
Carry forward orthodontic activity (UOA)	0
Baseline contract value	£120,736.04

ACCESS*

Patients seen in 24 months	Total	Change since previous quarter
Quarter ending March 2016	1,524	
Quarter ending June 2016	1,518	→
Quarter ending September 2016	1,502	↓
Quarter ending December 2016	1,496	→
Quarter ending March 2017	1,409	↓
Variance since March 2016	(7.5%)	↓



ACTIVITY



Adjusted Scheduled Activity (UDA)		
Month	2016	2017
April	145	273
May	463	705
June	796	978
July	1,410	1,470
August	1,760	2,061
September	2,035	2,590
October	2,349	3,041
November	2,763	3,805
December	3,133	4,237
January	3,261	4,536
February	3,628	4,714
March	4,113	4,883
April	4,778	4,892
May	4,778	4,883
June	4,778	4,887

QUALITY

	Quantity	Base Number	Contract	AT	Region	England
% of FP17s for the same patient ID Re-attending within 3 months - Children	103	720	14.3%	12.0%	11.9%	12.3%
% of FP17s for the same patient ID Re-attending within 3 months - Adults	303	1,481	20.5%	17.2%	16.6%	16.7%
% of FP17s for the same patient ID Re-attending between 3 & 9 months - Children	459	720	63.7%	55.4%	60.2%	57.6%
% of FP17s for the same patient ID Re-attending between 3 & 9 months - Adults	880	1,481	59.4%	48.3%	51.5%	50.1%
% of FP17s for Band 1 Urgent Courses	170	1,897	9.0%	10.8%	9.5%	9.1%
% of FP17s Relating to Free Repair or Replacements	26	1,897	1.4%	0.6%	0.7%	0.8%
% of FP17s Relating to Continuations	20	1,897	1.1%	1.0%	1.2%	1.2%
% of Patients satisfied with the dentistry they have received	11	11	100.0%	91.9%	93.1%	92.8%
% of Patients satisfied with the time they had to wait for an appointment	11	11	100.0%	88.1%	88.8%	88.7%

* This is based on patients treated on this contract for their most recent course of treatment. Figures in italics indicate the base number of FP17s or Patient Questionnaire responses are less than 100. N/A is shown where the base number of responses is less than 10 during the period. % is calculated as Quantity/Base number*100

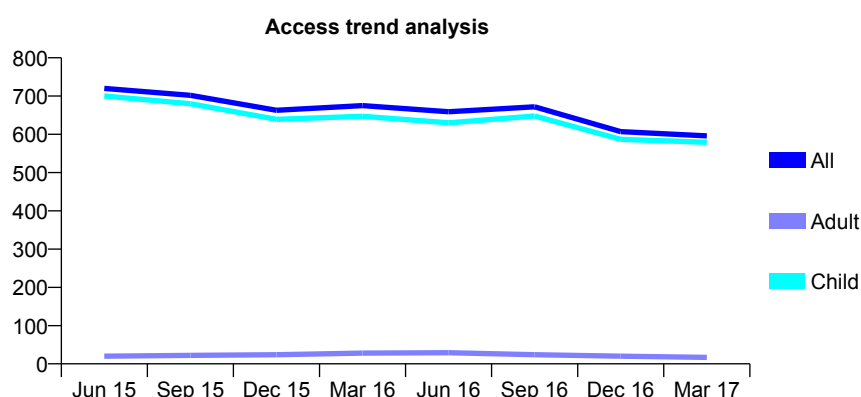
Q67 - Vital Signs At a Glance Contract Report for 961094/0002 - Year end March 2017

Name or company name	Raines and Szymczak
Contract type name	GDS Contract
Purpose of contract	General
Contract start date	17/12/2006
Contract end date	

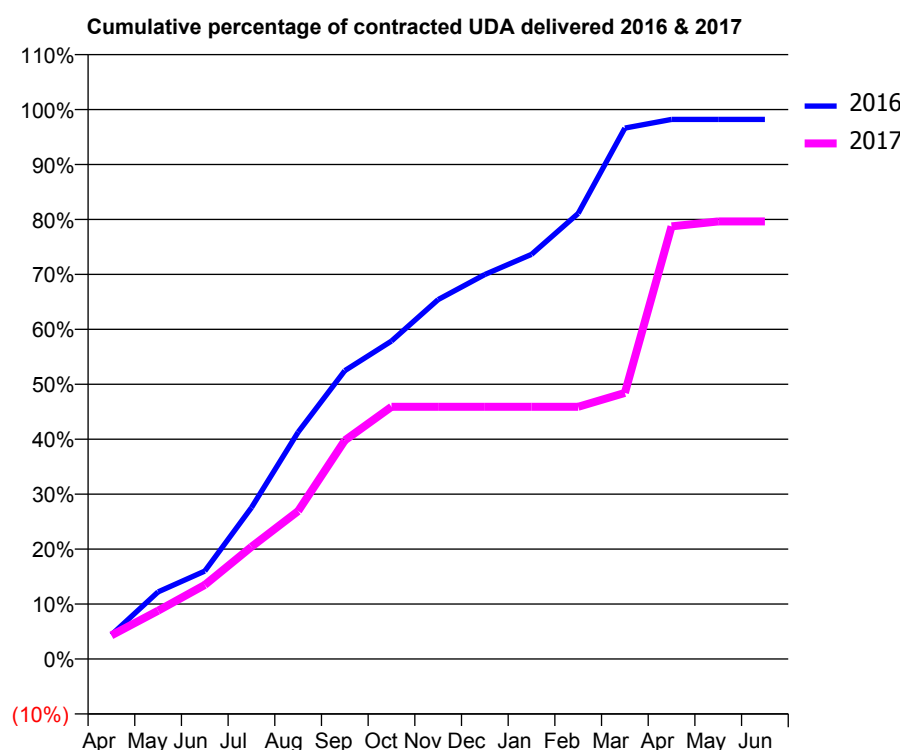
16/17 Contracted general activity (UDA)	770
Carry forward general activity (UDA)	14
16/17 Contracted orthodontic activity (UOA)	0
Carry forward orthodontic activity (UOA)	0
Baseline contract value	£18,826.80

ACCESS*

Patients seen in 24 months	Total	Change since previous quarter
Quarter ending March 2016	675	
Quarter ending June 2016	659	↓
Quarter ending September 2016	672	→
Quarter ending December 2016	607	↓
Quarter ending March 2017	596	↓
Variance since March 2016	(11.7%)	↓



ACTIVITY



Month	Adjusted Scheduled Activity (UDA)	
	2016	2017
April	34	33
May	94	68
June	123	104
July	212	157
August	318	207
September	404	306
October	446	353
November	504	353
December	539	353
January	567	353
February	624	353
March	744	373
April	756	606
May	756	613
June	756	613

QUALITY

	Quantity	Base Number	Contract	AT	Region	England
% of FP17s for the same patient ID Re-attending within 3 months - Children	11	305	3.6%	12.0%	11.9%	12.3%
% of FP17s for the same patient ID Re-attending within 3 months - Adults	0	0	N/A	17.2%	16.6%	16.7%
% of FP17s for the same patient ID Re-attending between 3 & 9 months - Children	52	305	17.0%	55.4%	60.2%	57.6%
% of FP17s for the same patient ID Re-attending between 3 & 9 months - Adults	0	0	N/A	48.3%	51.5%	50.1%
% of FP17s for Band 1 Urgent Courses	21	497	4.2%	10.8%	9.5%	9.1%
% of FP17s Relating to Free Repair or Replacements	0	497	0.0%	0.6%	0.7%	0.8%
% of FP17s Relating to Continuations	0	497	0.0%	1.0%	1.2%	1.2%
% of Patients satisfied with the dentistry they have received	0	0	N/A	91.9%	93.1%	92.8%
% of Patients satisfied with the time they had to wait for an appointment	0	0	N/A	88.1%	88.8%	88.7%

* This is based on patients treated on this contract for their most recent course of treatment. Figures in italics indicate the base number of FP17s or Patient Questionnaire responses are less than 100. N/A is shown where the base number of responses is less than 10 during the period. % is calculated as Quantity/Base number*100

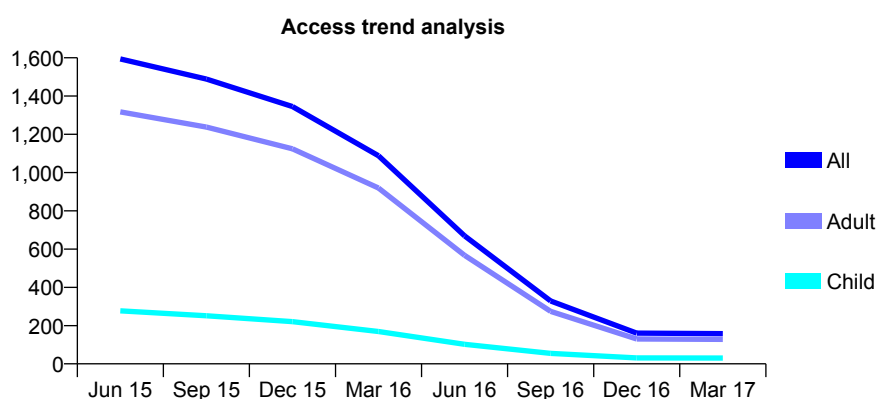
Q67 - Vital Signs At a Glance Contract Report for 963704/0001 - Year end March 2017

Name or company name	MRS MS OPIE
Contract type name	GDS Contract
Purpose of contract	General
Contract start date	01/04/2006
Contract end date	

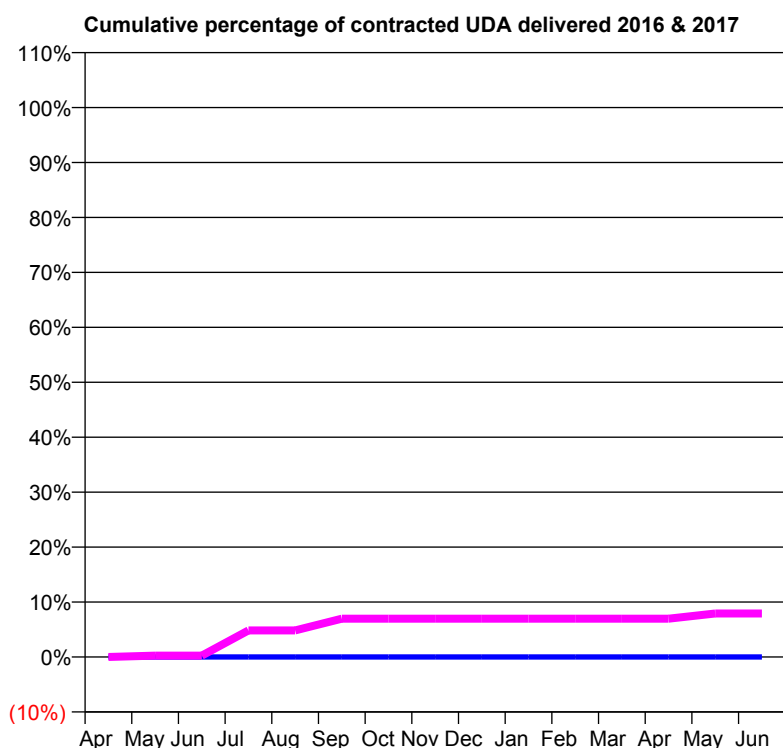
16/17 Contracted general activity (UDA)	6,729
Carry forward general activity (UDA)	0
16/17 Contracted orthodontic activity (UOA)	0
Carry forward orthodontic activity (UOA)	0
Baseline contract value	£149,549.53

ACCESS*

Patients seen in 24 months	Total	Change since previous quarter
Quarter ending March 2016	1,088	
Quarter ending June 2016	669	↓
Quarter ending September 2016	329	↓
Quarter ending December 2016	161	↓
Quarter ending March 2017	158	↓
Variance since March 2016	(85.5%)	↓



ACTIVITY



Adjusted Scheduled Activity (UDA)		
Month	2016	2017
April	0	0
May	0	17
June	0	17
July	0	325
August	0	325
September	0	470
October	0	470
November	0	470
December	0	470
January	0	470
February	0	470
March	0	470
April	0	470
May	0	533
June	0	533

QUALITY

	Quantity	Base Number	Contract	AT	Region	England
% of FP17s for the same patient ID Re-attending within 3 months - Children	1	52	1.9%	12.0%	11.9%	12.3%
% of FP17s for the same patient ID Re-attending within 3 months - Adults	14	176	8.0%	17.2%	16.6%	16.7%
% of FP17s for the same patient ID Re-attending between 3 & 9 months - Children	4	52	7.7%	55.4%	60.2%	57.6%
% of FP17s for the same patient ID Re-attending between 3 & 9 months - Adults	12	176	6.8%	48.3%	51.5%	50.1%
% of FP17s for Band 1 Urgent Courses	33	230	14.3%	10.8%	9.5%	9.1%
% of FP17s Relating to Free Repair or Replacements	0	230	0.0%	0.6%	0.7%	0.8%
% of FP17s Relating to Continuations	0	230	0.0%	1.0%	1.2%	1.2%
% of Patients satisfied with the dentistry they have received	1	1	N/A	91.9%	93.1%	92.8%
% of Patients satisfied with the time they had to wait for an appointment	1	1	N/A	88.1%	88.8%	88.7%

* This is based on patients treated on this contract for their most recent course of treatment. Figures in italics indicate the base number of FP17s or Patient Questionnaire responses are less than 100. N/A is shown where the base number of responses is less than 10 during the period. % is calculated as Quantity/Base number*100

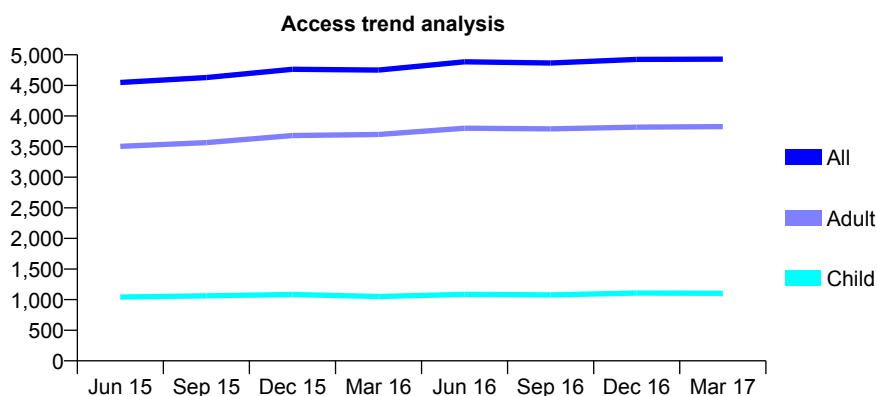
Q67 - Vital Signs At a Glance Contract Report for 963984/0001 - Year end March 2017

Name or company name	MR OB ADESANYA
Contract type name	GDS Contract
Purpose of contract	General
Contract start date	01/01/2007
Contract end date	

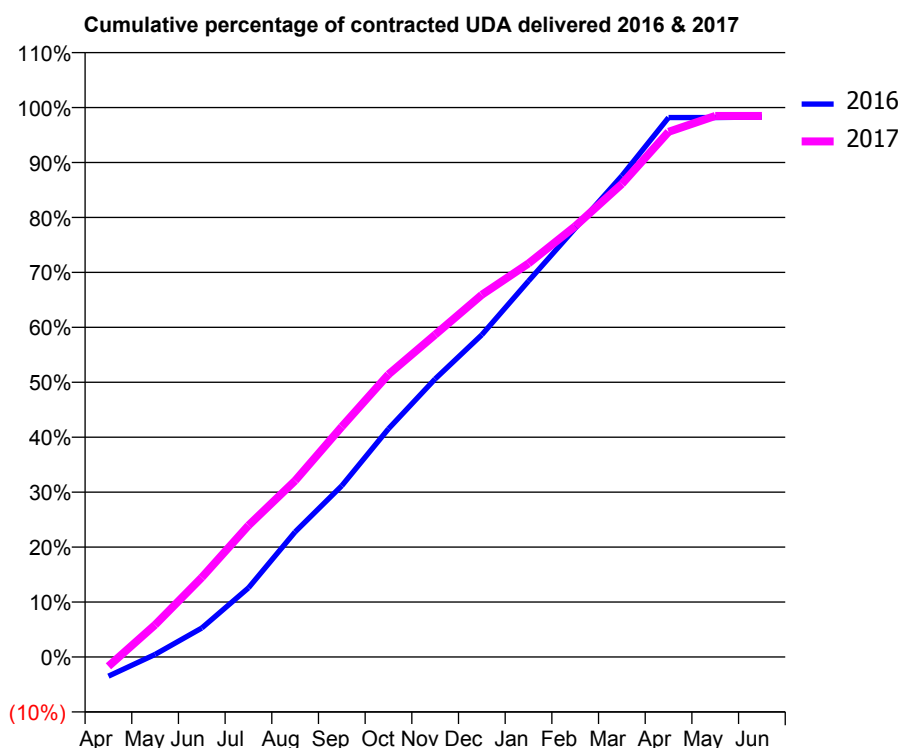
16/17 Contracted general activity (UDA)	11,562
Carry forward general activity (UDA)	199
16/17 Contracted orthodontic activity (UOA)	0
Carry forward orthodontic activity (UOA)	0
Baseline contract value	£371,887.04

ACCESS*

Patients seen in 24 months	Total	Change since previous quarter
Quarter ending March 2016	4,751	
Quarter ending June 2016	4,885	↑
Quarter ending September 2016	4,867	→
Quarter ending December 2016	4,925	→
Quarter ending March 2017	4,930	→
Variance since March 2016	3.8%	↑



ACTIVITY



Adjusted Scheduled Activity (UDA)		
Month	2016	2017
April	-406	-199
May	54	678
June	610	1,673
July	1,455	2,767
August	2,633	3,710
September	3,604	4,848
October	4,801	5,946
November	5,851	6,783
December	6,781	7,621
January	7,912	8,281
February	9,023	9,063
March	10,125	9,954
April	11,350	11,051
May	11,350	11,384
June	11,363	11,384

QUALITY

	Quantity	Base Number	Contract	AT	Region	England
% of FP17s for the same patient ID Re-attending within 3 months - Children	92	1,399	6.6%	12.0%	11.9%	12.3%
% of FP17s for the same patient ID Re-attending within 3 months - Adults	832	4,816	17.3%	17.2%	16.6%	16.7%
% of FP17s for the same patient ID Re-attending between 3 & 9 months - Children	774	1,399	55.3%	55.4%	60.2%	57.6%
% of FP17s for the same patient ID Re-attending between 3 & 9 months - Adults	2,001	4,816	41.5%	48.3%	51.5%	50.1%
% of FP17s for Band 1 Urgent Courses	1,053	5,470	19.3%	10.8%	9.5%	9.1%
% of FP17s Relating to Free Repair or Replacements	1	5,470	0.0%	0.6%	0.7%	0.8%
% of FP17s Relating to Continuations	7	5,470	0.1%	1.0%	1.2%	1.2%
% of Patients satisfied with the dentistry they have received	2	2	N/A	91.9%	93.1%	92.8%
% of Patients satisfied with the time they had to wait for an appointment	2	2	N/A	88.1%	88.8%	88.7%

* This is based on patients treated on this contract for their most recent course of treatment. Figures in italics indicate the base number of FP17s or Patient Questionnaire responses are less than 100. N/A is shown where the base number of responses is less than 10 during the period. % is calculated as Quantity/Base number*100

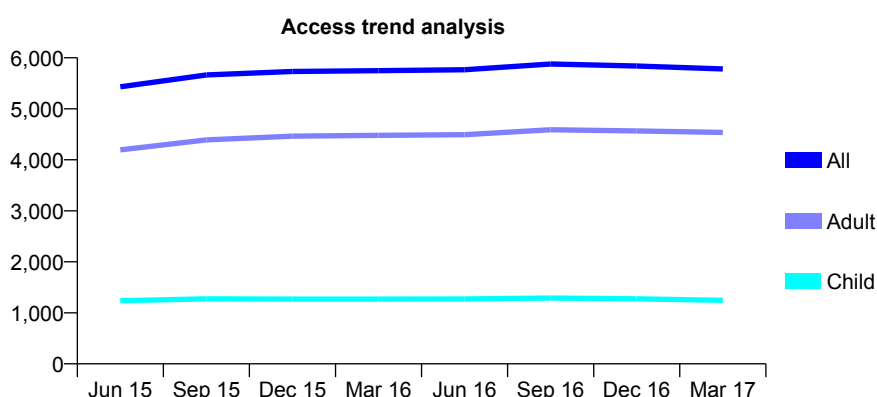
Q67 - Vital Signs At a Glance Contract Report for 966878/0001 - Year end March 2017

Name or company name	MR GS AL-QURAISHI
Contract type name	GDS Contract
Purpose of contract	General
Contract start date	01/10/2013
Contract end date	

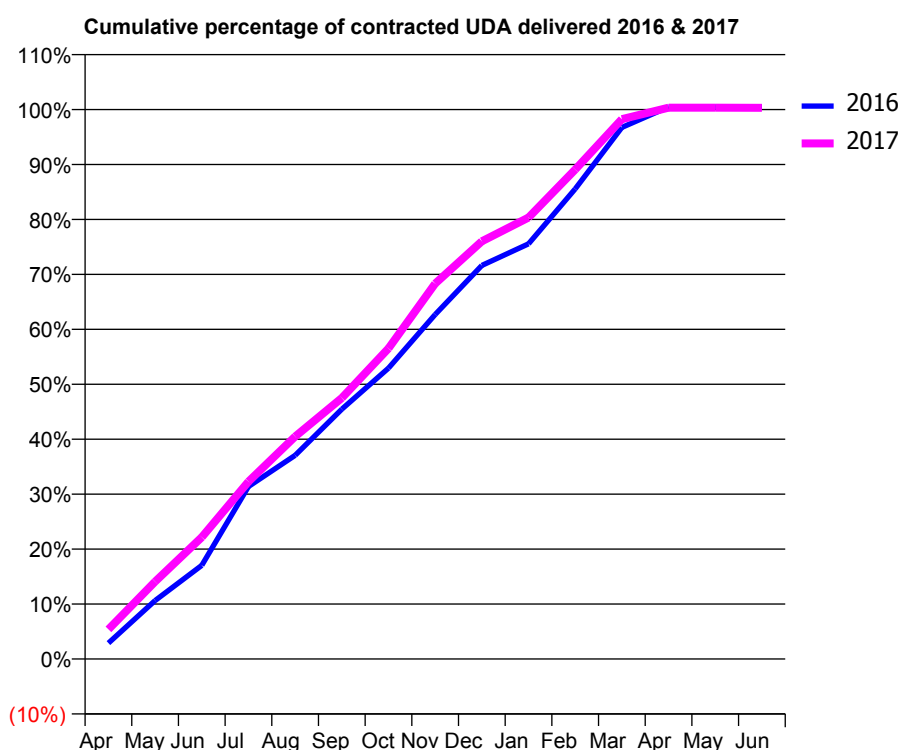
16/17 Contracted general activity (UDA)	16,360
Carry forward general activity (UDA)	-76
16/17 Contracted orthodontic activity (UOA)	0
Carry forward orthodontic activity (UOA)	0
Baseline contract value	£363,612.08

ACCESS*

Patients seen in 24 months	Total	Change since previous quarter
Quarter ending March 2016	5,748	
Quarter ending June 2016	5,765	→
Quarter ending September 2016	5,879	→
Quarter ending December 2016	5,839	→
Quarter ending March 2017	5,783	→
Variance since March 2016	0.6%	→



ACTIVITY



Adjusted Scheduled Activity (UDA)		
Month	2016	2017
April	473	885
May	1,740	2,304
June	2,789	3,626
July	5,137	5,282
August	6,063	6,623
September	7,438	7,771
October	8,662	9,250
November	10,256	11,179
December	11,719	12,437
January	12,360	13,144
February	13,997	14,572
March	15,826	16,072
April	16,432	16,415
May	16,435	16,414
June	16,436	16,411

QUALITY

	Quantity	Base Number	Contract	AT	Region	England
% of FP17s for the same patient ID Re-attending within 3 months - Children	119	1,714	6.9%	12.0%	11.9%	12.3%
% of FP17s for the same patient ID Re-attending within 3 months - Adults	763	5,293	14.4%	17.2%	16.6%	16.7%
% of FP17s for the same patient ID Re-attending between 3 & 9 months - Children	935	1,714	54.6%	55.4%	60.2%	57.6%
% of FP17s for the same patient ID Re-attending between 3 & 9 months - Adults	1,761	5,293	33.3%	48.3%	51.5%	50.1%
% of FP17s for Band 1 Urgent Courses	634	7,005	9.1%	10.8%	9.5%	9.1%
% of FP17s Relating to Free Repair or Replacements	25	7,005	0.4%	0.6%	0.7%	0.8%
% of FP17s Relating to Continuations	115	7,005	1.6%	1.0%	1.2%	1.2%
% of Patients satisfied with the dentistry they have received	12	13	92.3%	91.9%	93.1%	92.8%
% of Patients satisfied with the time they had to wait for an appointment	13	13	100.0%	88.1%	88.8%	88.7%

* This is based on patients treated on this contract for their most recent course of treatment. Figures in italics indicate the base number of FP17s or Patient Questionnaire responses are less than 100. N/A is shown where the base number of responses is less than 10 during the period. % is calculated as Quantity/Base number*100

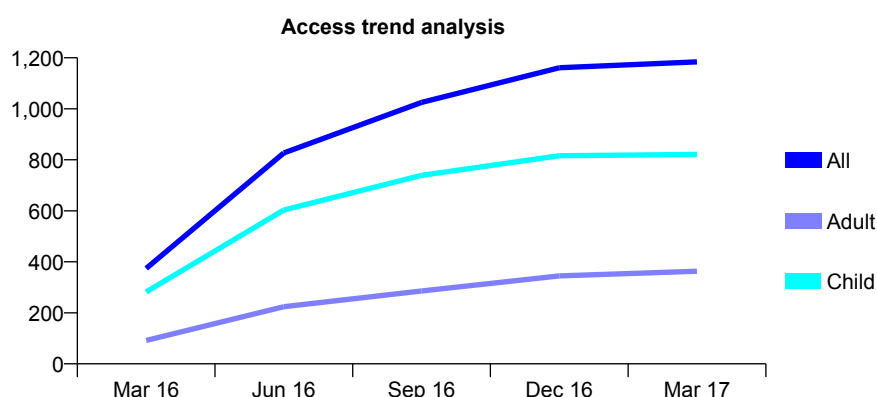
Q67 - Vital Signs At a Glance Contract Report for 999873/0001 - Year end March 2017

Name or company name	MS B Goldin
Contract type name	GDS Contract
Purpose of contract	General and Orthodontic
Contract start date	31/12/2015
Contract end date	

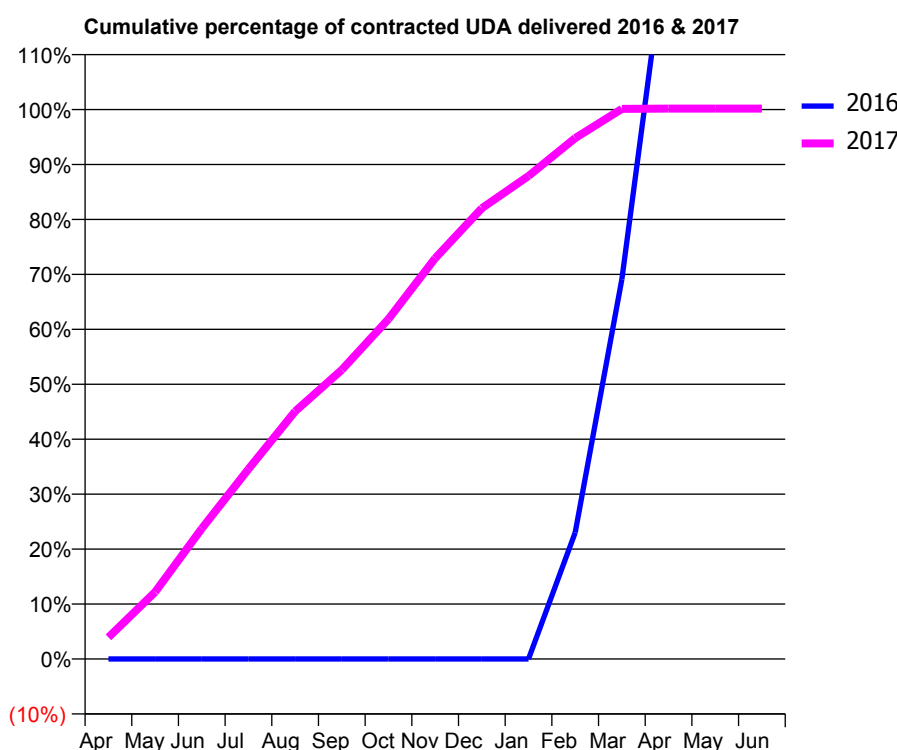
16/17 Contracted general activity (UDA)	2,667
Carry forward general activity (UDA)	0
16/17 Contracted orthodontic activity (UOA)	0
Carry forward orthodontic activity (UOA)	0
Baseline contract value	£62,572.61

ACCESS*

Patients seen in 24 months	Total	Change since previous quarter
Quarter ending March 2016	374	
Quarter ending June 2016	827	↑
Quarter ending September 2016	1,025	↑
Quarter ending December 2016	1,161	↑
Quarter ending March 2017	1,184	→
Variance since March 2016	216.6%	↑



ACTIVITY



Adjusted Scheduled Activity (UDA)		
Month	2016	2017
April	0	105
May	0	325
June	0	634
July	0	922
August	0	1,202
September	0	1,403
October	0	1,650
November	0	1,945
December	0	2,188
January	0	2,344
February	124	2,528
March	373	2,670
April	718	2,671
May	731	2,671
June	733	2,671

QUALITY

	Quantity	Base Number	Contract	AT	Region	England
% of FP17s for the same patient ID Re-attending within 3 months - Children	86	1,410	6.1%	12.0%	11.9%	12.3%
% of FP17s for the same patient ID Re-attending within 3 months - Adults	82	545	15.0%	17.2%	16.6%	16.7%
% of FP17s for the same patient ID Re-attending between 3 & 9 months - Children	505	1,410	35.8%	55.4%	60.2%	57.6%
% of FP17s for the same patient ID Re-attending between 3 & 9 months - Adults	179	545	32.8%	48.3%	51.5%	50.1%
% of FP17s for Band 1 Urgent Courses	91	1,726	5.3%	10.8%	9.5%	9.1%
% of FP17s Relating to Free Repair or Replacements	0	1,726	0.0%	0.6%	0.7%	0.8%
% of FP17s Relating to Continuations	20	1,726	1.2%	1.0%	1.2%	1.2%
% of Patients satisfied with the dentistry they have received	4	4	N/A	91.9%	93.1%	92.8%
% of Patients satisfied with the time they had to wait for an appointment	4	4	N/A	88.1%	88.8%	88.7%

* This is based on patients treated on this contract for their most recent course of treatment. Figures in italics indicate the base number of FP17s or Patient Questionnaire responses are less than 100. N/A is shown where the base number of responses is less than 10 during the period. % is calculated as Quantity/Base number*100

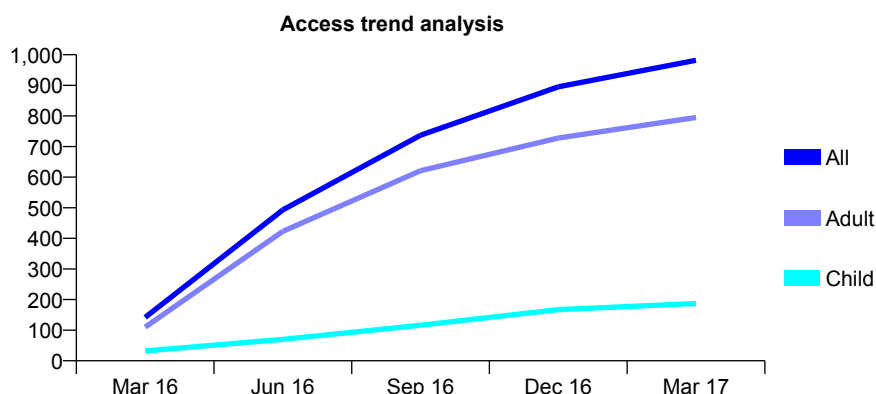
Q68 - Vital Signs At a Glance Contract Report for 100012/0000 - Year end March 2017

Name or company name	Ruta Lagunaite
Contract type name	GDS Contract
Purpose of contract	General
Contract start date	01/03/2016
Contract end date	

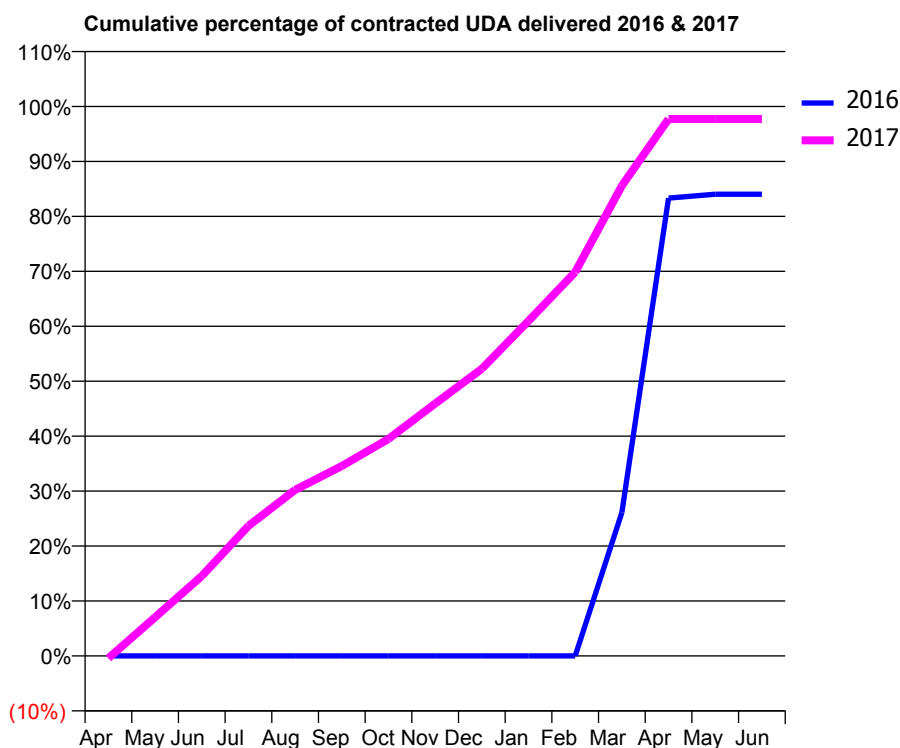
16/17 Contracted general activity (UDA)	5,009
Carry forward general activity (UDA)	129
16/17 Contracted orthodontic activity (UOA)	0
Carry forward orthodontic activity (UOA)	0
Baseline contract value	£132,023.20

ACCESS*

Patients seen in 24 months	Total	Change since previous quarter
Quarter ending March 2016	142	
Quarter ending June 2016	493	↑
Quarter ending September 2016	737	↑
Quarter ending December 2016	895	↑
Quarter ending March 2017	982	↑
Variance since March 2016	591.5%	↑



ACTIVITY



Month	Adjusted Scheduled Activity (UDA)	
	2016	2017
April	0	-21
May	0	353
June	0	729
July	0	1,186
August	0	1,514
September	0	1,732
October	0	1,978
November	0	2,300
December	0	2,618
January	0	3,054
February	0	3,499
March	109	4,286
April	347	4,895
May	350	4,895
June	350	4,895

QUALITY

	Quantity	Base Number	Contract	AT	Region	England
% of FP17s for the same patient ID Re-attending within 3 months - Children	18	286	6.3%	9.8%	11.9%	12.3%
% of FP17s for the same patient ID Re-attending within 3 months - Adults	266	1,510	17.6%	15.9%	16.6%	16.7%
% of FP17s for the same patient ID Re-attending between 3 & 9 months - Children	60	286	21.0%	59.0%	60.2%	57.6%
% of FP17s for the same patient ID Re-attending between 3 & 9 months - Adults	435	1,510	28.8%	50.5%	51.5%	50.1%
% of FP17s for Band 1 Urgent Courses	90	1,805	5.0%	9.5%	9.5%	9.1%
% of FP17s Relating to Free Repair or Replacements	14	1,805	0.8%	0.6%	0.7%	0.8%
% of FP17s Relating to Continuations	0	1,805	0.0%	1.1%	1.2%	1.2%
% of Patients satisfied with the dentistry they have received	22	22	100.0%	92.4%	93.1%	92.8%
% of Patients satisfied with the time they had to wait for an appointment	22	22	100.0%	89.1%	88.8%	88.7%

* This is based on patients treated on this contract for their most recent course of treatment. Figures in italics indicate the base number of FP17s or Patient Questionnaire responses are less than 100. N/A is shown where the base number of responses is less than 10 during the period. % is calculated as Quantity/Base number*100

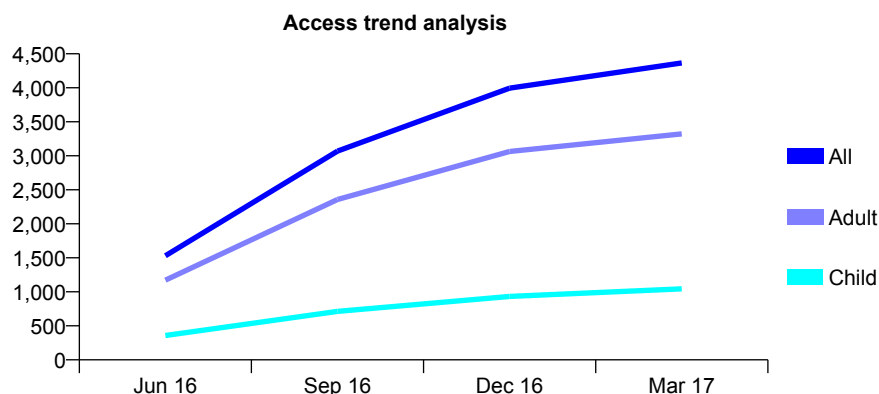
Q68 - Vital Signs At a Glance Contract Report for 100057/0000 - Year end March 2017

Name or company name	Battle Road Dental Practice
Contract type name	GDS Contract
Purpose of contract	General
Contract start date	01/04/2016
Contract end date	

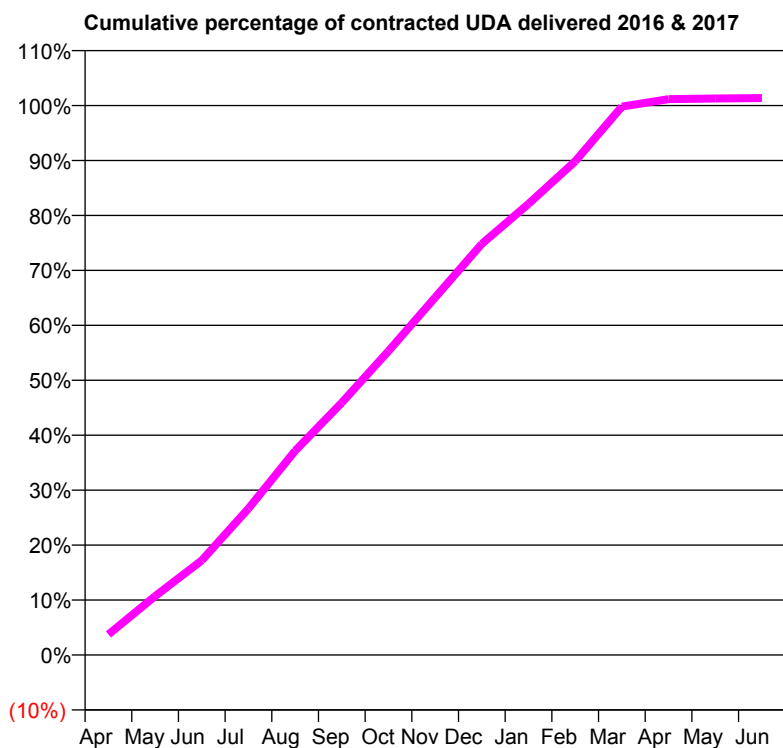
16/17 Contracted general activity (UDA)	16,312
Carry forward general activity (UDA)	0
16/17 Contracted orthodontic activity (UOA)	0
Carry forward orthodontic activity (UOA)	0
Baseline contract value	£449,244.18

ACCESS*

Patients seen in 24 months	Total	Change since previous quarter
Quarter ending March 2016	0	
Quarter ending June 2016	1,530	↑
Quarter ending September 2016	3,070	↑
Quarter ending December 2016	3,996	↑
Quarter ending March 2017	4,366	↑
Variance since March 2016	N/A	



ACTIVITY



Adjusted Scheduled Activity (UDA)		
Month	2016	2017
April	0	612
May	0	1,747
June	0	2,807
July	0	4,350
August	0	6,061
September	0	7,490
October	0	9,021
November	0	10,614
December	0	12,206
January	0	13,392
February	0	14,656
March	0	16,278
April	0	16,499
May	0	16,521
June	0	16,533

QUALITY

	Quantity	Base Number	Contract	AT	Region	England
% of FP17s for the same patient ID Re-attending within 3 months - Children	165	1,762	9.4%	9.8%	11.9%	12.3%
% of FP17s for the same patient ID Re-attending within 3 months - Adults	926	6,006	15.4%	15.9%	16.6%	16.7%
% of FP17s for the same patient ID Re-attending between 3 & 9 months - Children	397	1,762	22.5%	59.0%	60.2%	57.6%
% of FP17s for the same patient ID Re-attending between 3 & 9 months - Adults	1,350	6,006	22.5%	50.5%	51.5%	50.1%
% of FP17s for Band 1 Urgent Courses	1,247	7,885	15.8%	9.5%	9.5%	9.1%
% of FP17s Relating to Free Repair or Replacements	86	7,885	1.1%	0.6%	0.7%	0.8%
% of FP17s Relating to Continuations	90	7,885	1.1%	1.1%	1.2%	1.2%
% of Patients satisfied with the dentistry they have received	9	9	N/A	92.4%	93.1%	92.8%
% of Patients satisfied with the time they had to wait for an appointment	9	9	N/A	89.1%	88.8%	88.7%

* This is based on patients treated on this contract for their most recent course of treatment. Figures in italics indicate the base number of FP17s or Patient Questionnaire responses are less than 100. N/A is shown where the base number of responses is less than 10 during the period. % is calculated as Quantity/Base number*100

Q68 - Vital Signs At a Glance Contract Report for 100061/0000 - Year end March 2017

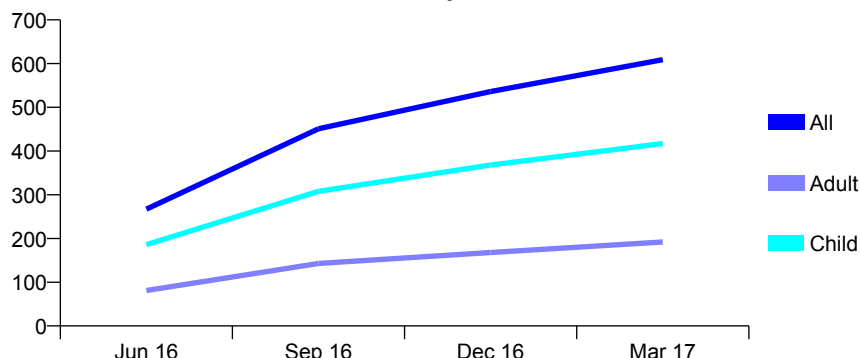
Name or company name	MISS AR PATEL
Contract type name	GDS Contract
Purpose of contract	General
Contract start date	01/04/2016
Contract end date	

16/17 Contracted general activity (UDA)	2,109
Carry forward general activity (UDA)	0
16/17 Contracted orthodontic activity (UOA)	0
Carry forward orthodontic activity (UOA)	0
Baseline contract value	£55,145.47

ACCESS*

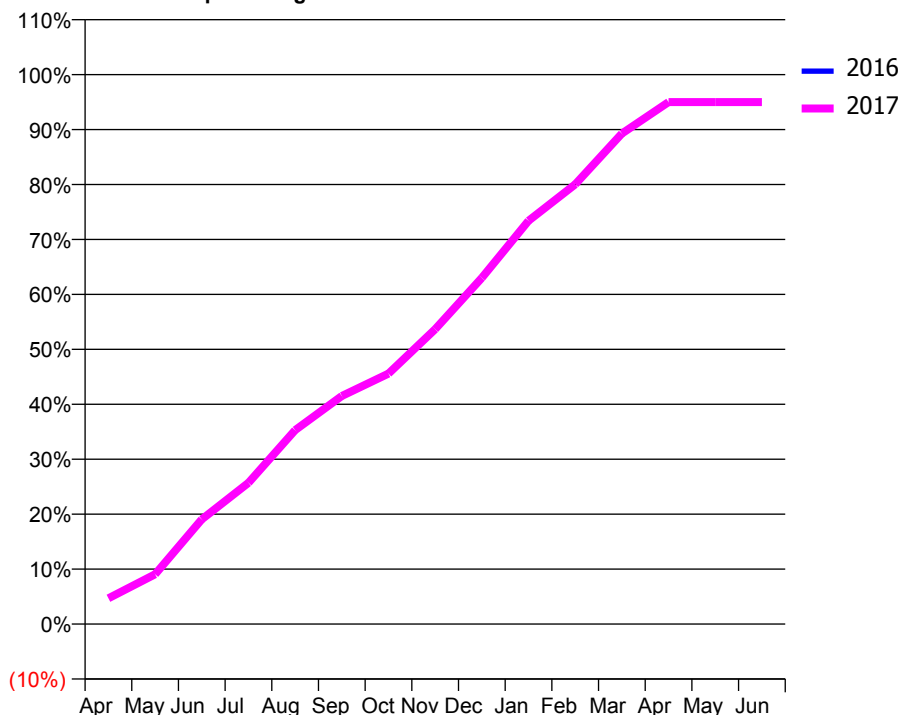
Patients seen in 24 months	Total	Change since previous quarter
Quarter ending March 2016	0	
Quarter ending June 2016	267	↑
Quarter ending September 2016	451	↑
Quarter ending December 2016	536	↑
Quarter ending March 2017	609	↑
Variance since March 2016	N/A	

Access trend analysis



ACTIVITY

Cumulative percentage of contracted UDA delivered 2016 & 2017



Month	Adjusted Scheduled Activity (UDA)	
	2016	2017
April	0	99
May	0	191
June	0	402
July	0	542
August	0	744
September	0	876
October	0	962
November	0	1,132
December	0	1,329
January	0	1,548
February	0	1,688
March	0	1,882
April	0	2,004
May	0	2,004
June	0	2,004

QUALITY

	Quantity	Base Number	Contract	AT	Region	England
% of FP17s for the same patient ID Re-attending within 3 months - Children	85	798	10.7%	9.8%	11.9%	12.3%
% of FP17s for the same patient ID Re-attending within 3 months - Adults	72	345	20.9%	15.9%	16.6%	16.7%
% of FP17s for the same patient ID Re-attending between 3 & 9 months - Children	255	798	32.0%	59.0%	60.2%	57.6%
% of FP17s for the same patient ID Re-attending between 3 & 9 months - Adults	91	345	26.4%	50.5%	51.5%	50.1%
% of FP17s for Band 1 Urgent Courses	48	1,205	4.0%	9.5%	9.5%	9.1%
% of FP17s Relating to Free Repair or Replacements	1	1,205	0.1%	0.6%	0.7%	0.8%
% of FP17s Relating to Continuations	7	1,205	0.6%	1.1%	1.2%	1.2%
% of Patients satisfied with the dentistry they have received	0	0	N/A	92.4%	93.1%	92.8%
% of Patients satisfied with the time they had to wait for an appointment	0	0	N/A	89.1%	88.8%	88.7%

* This is based on patients treated on this contract for their most recent course of treatment. Figures in italics indicate the base number of FP17s or Patient Questionnaire responses are less than 100. N/A is shown where the base number of responses is less than 10 during the period. % is calculated as Quantity/Base number*100

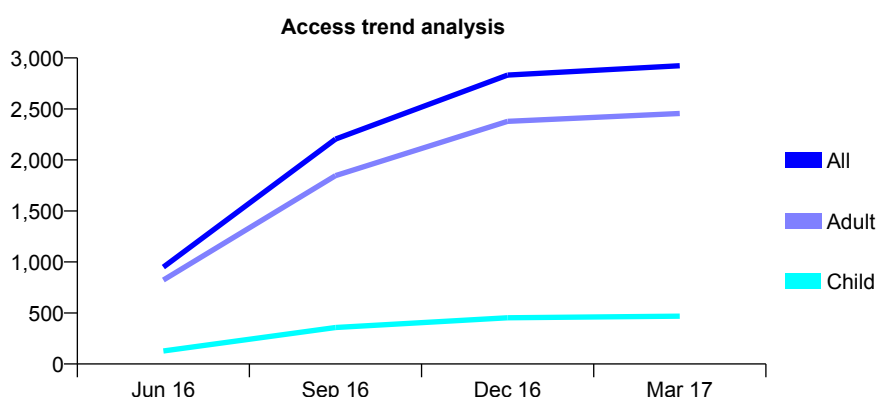
Q68 - Vital Signs At a Glance Contract Report for 100136/0000 - Year end March 2017

Name or company name	MR JS KAILA
Contract type name	GDS Contract
Purpose of contract	General
Contract start date	01/04/2016
Contract end date	

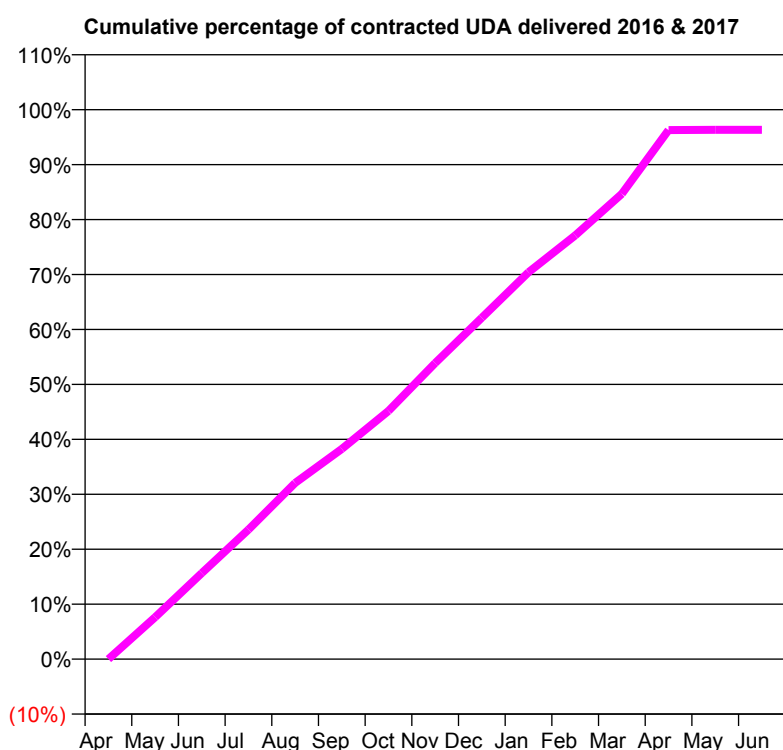
16/17 Contracted general activity (UDA)	11,791
Carry forward general activity (UDA)	0
16/17 Contracted orthodontic activity (UOA)	0
Carry forward orthodontic activity (UOA)	0
Baseline contract value	£301,668.65

ACCESS*

Patients seen in 24 months	Total	Change since previous quarter
Quarter ending March 2016	0	
Quarter ending June 2016	950	↑
Quarter ending September 2016	2,204	↑
Quarter ending December 2016	2,832	↑
Quarter ending March 2017	2,924	↑
Variance since March 2016	N/A	



ACTIVITY



Adjusted Scheduled Activity (UDA)		
Month	2016	2017
April	0	0
May	0	901
June	0	1,847
July	0	2,781
August	0	3,781
September	0	4,510
October	0	5,327
November	0	6,354
December	0	7,326
January	0	8,302
February	0	9,092
March	0	9,985
April	0	11,353
May	0	11,359
June	0	11,359

QUALITY

	Quantity	Base Number	Contract	AT	Region	England
% of FP17s for the same patient ID Re-attending within 3 months - Children	52	808	6.4%	9.8%	11.9%	12.3%
% of FP17s for the same patient ID Re-attending within 3 months - Adults	797	4,749	16.8%	15.9%	16.6%	16.7%
% of FP17s for the same patient ID Re-attending between 3 & 9 months - Children	242	808	30.0%	59.0%	60.2%	57.6%
% of FP17s for the same patient ID Re-attending between 3 & 9 months - Adults	1,398	4,749	29.4%	50.5%	51.5%	50.1%
% of FP17s for Band 1 Urgent Courses	382	5,175	7.4%	9.5%	9.5%	9.1%
% of FP17s Relating to Free Repair or Replacements	2	5,175	0.0%	0.6%	0.7%	0.8%
% of FP17s Relating to Continuations	145	5,175	2.8%	1.1%	1.2%	1.2%
% of Patients satisfied with the dentistry they have received	6	7	N/A	92.4%	93.1%	92.8%
% of Patients satisfied with the time they had to wait for an appointment	7	7	N/A	89.1%	88.8%	88.7%

* This is based on patients treated on this contract for their most recent course of treatment. Figures in italics indicate the base number of FP17s or Patient Questionnaire responses are less than 100. N/A is shown where the base number of responses is less than 10 during the period. % is calculated as Quantity/Base number*100

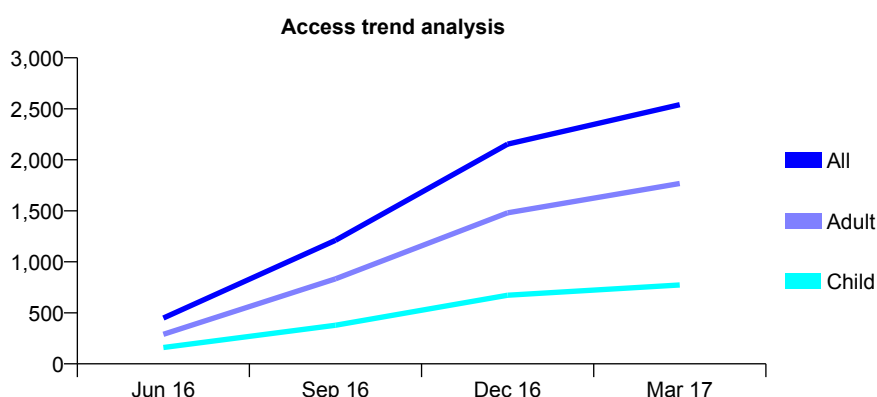
Q68 - Vital Signs At a Glance Contract Report for 100167/0000 - Year end March 2017

Name or company name	ABC Dental Surgery Ltd
Contract type name	GDS Contract
Purpose of contract	General
Contract start date	01/06/2016
Contract end date	

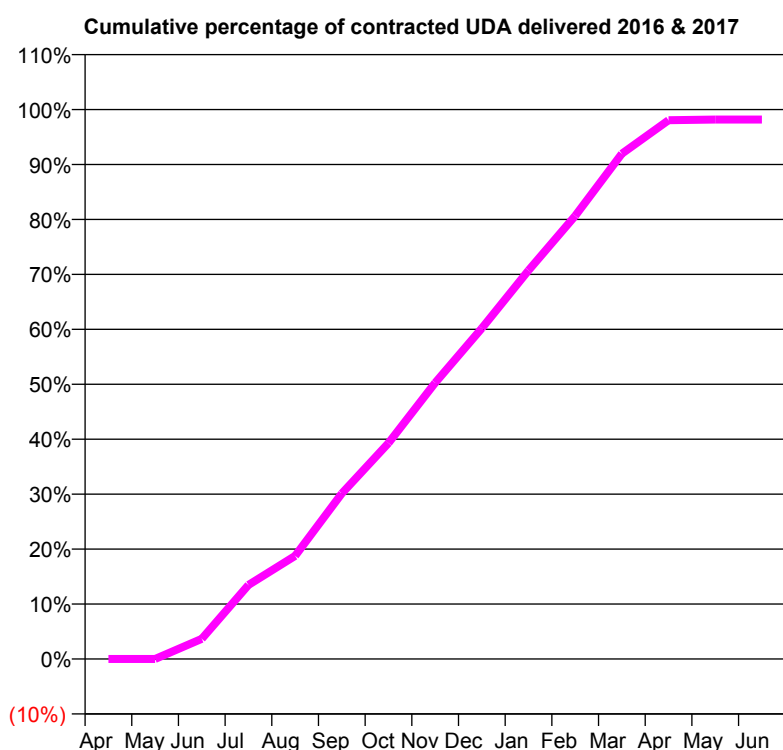
16/17 Contracted general activity (UDA)	11,143
Carry forward general activity (UDA)	0
16/17 Contracted orthodontic activity (UOA)	0
Carry forward orthodontic activity (UOA)	0
Baseline contract value	£282,473.83

ACCESS*

Patients seen in 24 months	Total	Change since previous quarter
Quarter ending March 2016	0	
Quarter ending June 2016	449	↑
Quarter ending September 2016	1,211	↑
Quarter ending December 2016	2,153	↑
Quarter ending March 2017	2,541	↑
Variance since March 2016	N/A	



ACTIVITY



Adjusted Scheduled Activity (UDA)		
Month	2016	2017
April	0	0
May	0	0
June	0	408
July	0	1,503
August	0	2,092
September	0	3,357
October	0	4,379
November	0	5,602
December	0	6,709
January	0	7,882
February	0	8,987
March	0	10,248
April	0	10,926
May	0	10,939
June	0	10,939

QUALITY

	Quantity	Base Number	Contract	AT	Region	England
% of FP17s for the same patient ID Re-attending within 3 months - Children	89	1,135	7.8%	9.8%	11.9%	12.3%
% of FP17s for the same patient ID Re-attending within 3 months - Adults	424	2,809	15.1%	15.9%	16.6%	16.7%
% of FP17s for the same patient ID Re-attending between 3 & 9 months - Children	262	1,135	23.1%	59.0%	60.2%	57.6%
% of FP17s for the same patient ID Re-attending between 3 & 9 months - Adults	562	2,809	20.0%	50.5%	51.5%	50.1%
% of FP17s for Band 1 Urgent Courses	393	4,168	9.4%	9.5%	9.5%	9.1%
% of FP17s Relating to Free Repair or Replacements	22	4,168	0.5%	0.6%	0.7%	0.8%
% of FP17s Relating to Continuations	86	4,168	2.1%	1.1%	1.2%	1.2%
% of Patients satisfied with the dentistry they have received	4	4	N/A	92.4%	93.1%	92.8%
% of Patients satisfied with the time they had to wait for an appointment	4	4	N/A	89.1%	88.8%	88.7%

* This is based on patients treated on this contract for their most recent course of treatment. Figures in italics indicate the base number of FP17s or Patient Questionnaire responses are less than 100. N/A is shown where the base number of responses is less than 10 during the period. % is calculated as Quantity/Base number*100

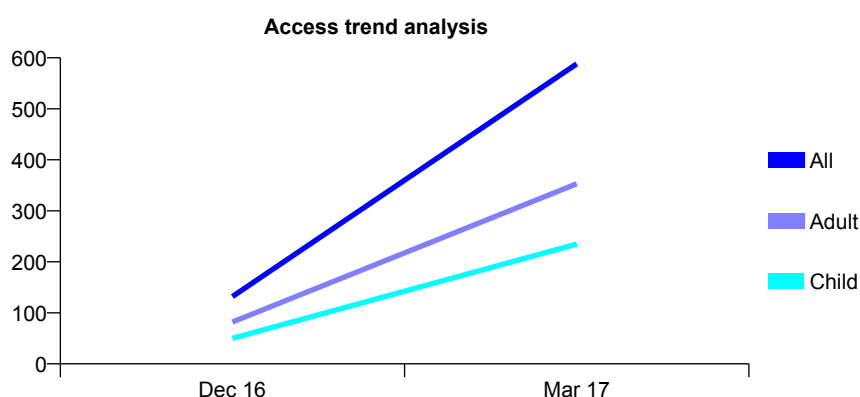
Q68 - Vital Signs At a Glance Contract Report for 100192/0000 - Year end March 2017

Name or company name	Apex Dental Care Ltd
Contract type name	GDS Contract
Purpose of contract	General
Contract start date	01/04/2016
Contract end date	

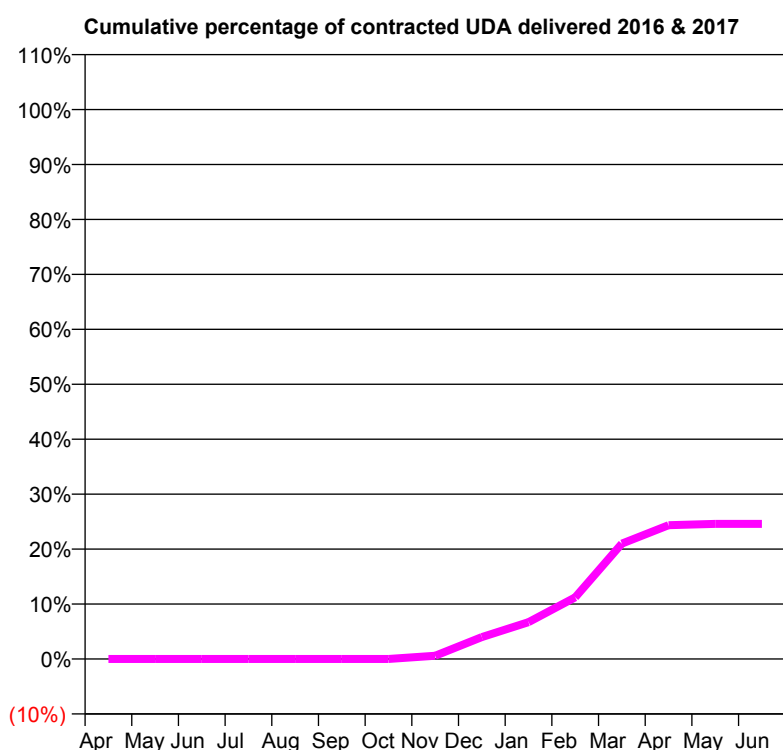
16/17 Contracted general activity (UDA)	5,000
Carry forward general activity (UDA)	0
16/17 Contracted orthodontic activity (UOA)	0
Carry forward orthodontic activity (UOA)	0
Baseline contract value	£135,937.27

ACCESS*

Patients seen in 24 months	Total	Change since previous quarter
Quarter ending March 2016	0	
Quarter ending June 2016	0	
Quarter ending September 2016	0	
Quarter ending December 2016	132	↑
Quarter ending March 2017	588	↑
Variance since March 2016	N/A	



ACTIVITY



Adjusted Scheduled Activity (UDA)		
Month	2016	2017
April	0	0
May	0	0
June	0	0
July	0	0
August	0	0
September	0	0
October	0	0
November	0	30
December	0	200
January	0	336
February	0	562
March	0	1,050
April	0	1,217
May	0	1,229
June	0	1,229

QUALITY

	Quantity	Base Number	Contract	AT	Region	England
% of FP17s for the same patient ID Re-attending within 3 months - Children	7	223	3.1%	9.8%	11.9%	12.3%
% of FP17s for the same patient ID Re-attending within 3 months - Adults	36	370	9.7%	15.9%	16.6%	16.7%
% of FP17s for the same patient ID Re-attending between 3 & 9 months - Children	3	223	1.3%	59.0%	60.2%	57.6%
% of FP17s for the same patient ID Re-attending between 3 & 9 months - Adults	5	370	1.4%	50.5%	51.5%	50.1%
% of FP17s for Band 1 Urgent Courses	121	711	17.0%	9.5%	9.5%	9.1%
% of FP17s Relating to Free Repair or Replacements	4	711	0.6%	0.6%	0.7%	0.8%
% of FP17s Relating to Continuations	9	711	1.3%	1.1%	1.2%	1.2%
% of Patients satisfied with the dentistry they have received	0	0	N/A	92.4%	93.1%	92.8%
% of Patients satisfied with the time they had to wait for an appointment	0	0	N/A	89.1%	88.8%	88.7%

* This is based on patients treated on this contract for their most recent course of treatment. Figures in italics indicate the base number of FP17s or Patient Questionnaire responses are less than 100. N/A is shown where the base number of responses is less than 10 during the period. % is calculated as Quantity/Base number*100

Q68 - Vital Signs At a Glance Contract Report for 100262/0000 - Year end March 2017


Name or company name	MISS S IMANI
Contract type name	GDS Contract
Purpose of contract	General
Contract start date	01/04/2016
Contract end date	31/03/2017

16/17 Contracted general activity (UDA)	2,000
Carry forward general activity (UDA)	0
16/17 Contracted orthodontic activity (UOA)	0
Carry forward orthodontic activity (UOA)	0
Baseline contract value	£48,126.43

ACCESS*

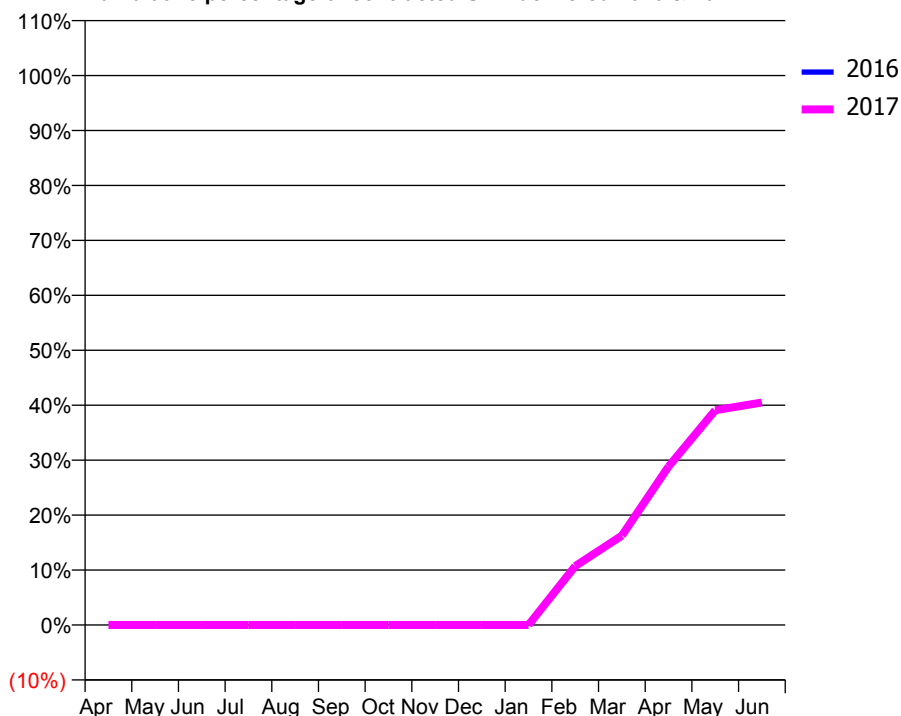
Patients seen in 24 months	Total	Change since previous quarter
Quarter ending March 2016	0	
Quarter ending June 2016	0	
Quarter ending September 2016	0	
Quarter ending December 2016	0	
Quarter ending March 2017	132	
Variance since March 2016	N/A	

Access trend analysis



ACTIVITY

Cumulative percentage of contracted UDA delivered 2016 & 2017



Adjusted Scheduled Activity (UDA)		
Month	2016	2017
April	0	0
May	0	0
June	0	0
July	0	0
August	0	0
September	0	0
October	0	0
November	0	0
December	0	0
January	0	0
February	0	214
March	0	325
April	0	577
May	0	782
June	0	810

QUALITY

	Quantity	Base Number	Contract	AT	Region	England
% of FP17s for the same patient ID Re-attending within 3 months - Children	2	46	4.3%	9.8%	11.9%	12.3%
% of FP17s for the same patient ID Re-attending within 3 months - Adults	4	67	6.0%	15.9%	16.6%	16.7%
% of FP17s for the same patient ID Re-attending between 3 & 9 months - Children	0	46	0.0%	59.0%	60.2%	57.6%
% of FP17s for the same patient ID Re-attending between 3 & 9 months - Adults	0	67	0.0%	50.5%	51.5%	50.1%
% of FP17s for Band 1 Urgent Courses	48	265	18.1%	9.5%	9.5%	9.1%
% of FP17s Relating to Free Repair or Replacements	1	265	0.4%	0.6%	0.7%	0.8%
% of FP17s Relating to Continuations	0	265	0.0%	1.1%	1.2%	1.2%
% of Patients satisfied with the dentistry they have received	0	0	N/A	92.4%	93.1%	92.8%
% of Patients satisfied with the time they had to wait for an appointment	0	0	N/A	89.1%	88.8%	88.7%

* This is based on patients treated on this contract for their most recent course of treatment. Figures in italics indicate the base number of FP17s or Patient Questionnaire responses are less than 100. N/A is shown where the base number of responses is less than 10 during the period. % is calculated as Quantity/Base number*100

Q68 - Vital Signs At a Glance Contract Report for 100304/0000 - Year end March 2017


Name or company name	Battle Road Dental Practice
Contract type name	GDS Contract
Purpose of contract	General
Contract start date	01/04/2016
Contract end date	31/03/2017

16/17 Contracted general activity (UDA)	3,000
Carry forward general activity (UDA)	0
16/17 Contracted orthodontic activity (UOA)	0
Carry forward orthodontic activity (UOA)	0
Baseline contract value	£67,824.28

ACCESS*

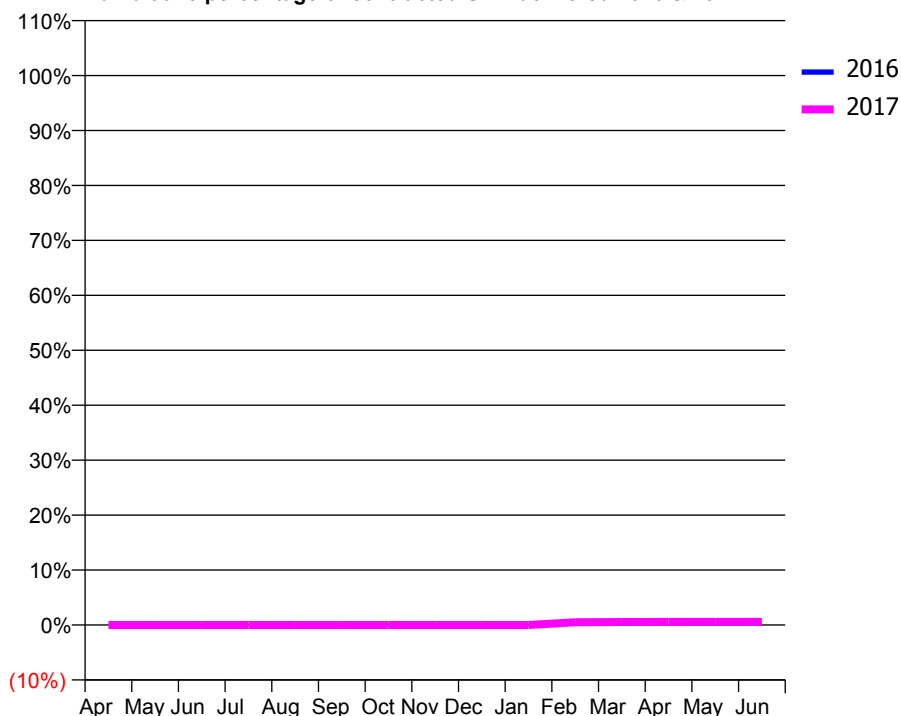
Patients seen in 24 months	Total	Change since previous quarter
Quarter ending March 2016	0	
Quarter ending June 2016	0	
Quarter ending September 2016	0	
Quarter ending December 2016	0	
Quarter ending March 2017	14	
Variance since March 2016	N/A	

Access trend analysis



ACTIVITY

Cumulative percentage of contracted UDA delivered 2016 & 2017



Adjusted Scheduled Activity (UDA)		
Month	2016	2017
April	0	0
May	0	0
June	0	0
July	0	0
August	0	0
September	0	0
October	0	0
November	0	0
December	0	0
January	0	0
February	0	15
March	0	16
April	0	17
May	0	17
June	0	17

QUALITY

	Quantity	Base Number	Contract	AT	Region	England
% of FP17s for the same patient ID Re-attending within 3 months - Children	0	1	0.0%	9.8%	11.9%	12.3%
% of FP17s for the same patient ID Re-attending within 3 months - Adults	0	13	0.0%	15.9%	16.6%	16.7%
% of FP17s for the same patient ID Re-attending between 3 & 9 months - Children	0	1	0.0%	59.0%	60.2%	57.6%
% of FP17s for the same patient ID Re-attending between 3 & 9 months - Adults	0	13	0.0%	50.5%	51.5%	50.1%
% of FP17s for Band 1 Urgent Courses	1	15	6.7%	9.5%	9.5%	9.1%
% of FP17s Relating to Free Repair or Replacements	0	15	0.0%	0.6%	0.7%	0.8%
% of FP17s Relating to Continuations	0	15	0.0%	1.1%	1.2%	1.2%
% of Patients satisfied with the dentistry they have received	0	0	N/A	92.4%	93.1%	92.8%
% of Patients satisfied with the time they had to wait for an appointment	0	0	N/A	89.1%	88.8%	88.7%

* This is based on patients treated on this contract for their most recent course of treatment. Figures in italics indicate the base number of FP17s or Patient Questionnaire responses are less than 100. N/A is shown where the base number of responses is less than 10 during the period. % is calculated as Quantity/Base number*100

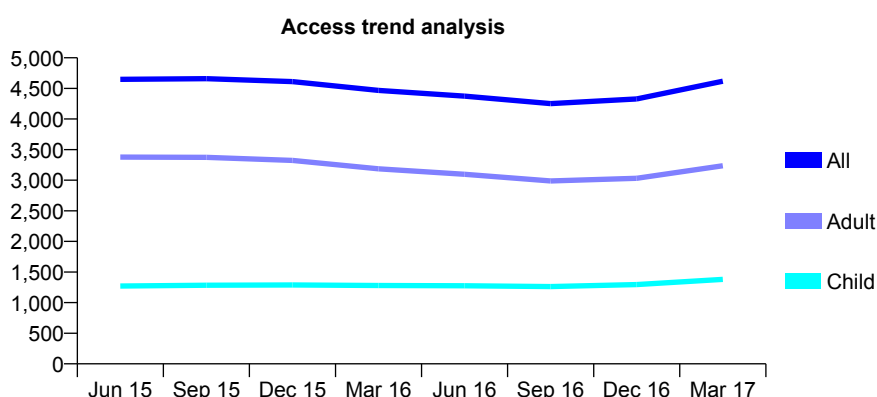
Q68 - Vital Signs At a Glance Contract Report for 101281/0028 - Year end March 2017

Name or company name	OASIS DENTAL CARE LTD
Contract type name	GDS Contract
Purpose of contract	General
Contract start date	01/04/2006
Contract end date	

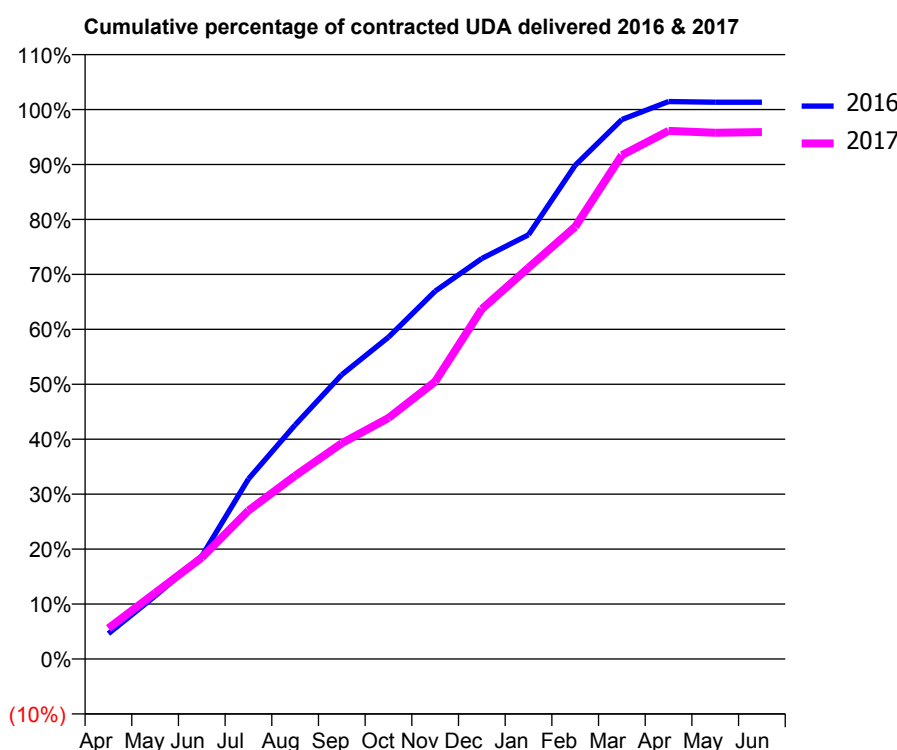
16/17 Contracted general activity (UDA)	11,520
Carry forward general activity (UDA)	-154
16/17 Contracted orthodontic activity (UOA)	0
Carry forward orthodontic activity (UOA)	0
Baseline contract value	£269,851.78

ACCESS*

Patients seen in 24 months	Total	Change since previous quarter
Quarter ending March 2016	4,467	
Quarter ending June 2016	4,373	↓
Quarter ending September 2016	4,251	↓
Quarter ending December 2016	4,327	→
Quarter ending March 2017	4,618	↑
Variance since March 2016	3.4%	↑



ACTIVITY



Adjusted Scheduled Activity (UDA)		
Month	2016	2017
April	532	645
May	1,320	1,386
June	2,156	2,125
July	3,774	3,114
August	4,907	3,842
September	5,962	4,525
October	6,746	5,054
November	7,712	5,817
December	8,397	7,337
January	8,894	8,205
February	10,350	9,060
March	11,309	10,564
April	11,687	11,071
May	11,674	11,033
June	11,674	11,046

QUALITY

	Quantity	Base Number	Contract	AT	Region	England
% of FP17s for the same patient ID Re-attending within 3 months - Children	125	2,043	6.1%	9.8%	11.9%	12.3%
% of FP17s for the same patient ID Re-attending within 3 months - Adults	518	4,032	12.8%	15.9%	16.6%	16.7%
% of FP17s for the same patient ID Re-attending between 3 & 9 months - Children	1,186	2,043	58.1%	59.0%	60.2%	57.6%
% of FP17s for the same patient ID Re-attending between 3 & 9 months - Adults	1,979	4,032	49.1%	50.5%	51.5%	50.1%
% of FP17s for Band 1 Urgent Courses	696	6,099	11.4%	9.5%	9.5%	9.1%
% of FP17s Relating to Free Repair or Replacements	53	6,099	0.9%	0.6%	0.7%	0.8%
% of FP17s Relating to Continuations	2	6,099	0.0%	1.1%	1.2%	1.2%
% of Patients satisfied with the dentistry they have received	2	2	N/A	92.4%	93.1%	92.8%
% of Patients satisfied with the time they had to wait for an appointment	1	2	N/A	89.1%	88.8%	88.7%

* This is based on patients treated on this contract for their most recent course of treatment. Figures in italics indicate the base number of FP17s or Patient Questionnaire responses are less than 100. N/A is shown where the base number of responses is less than 10 during the period. % is calculated as Quantity/Base number*100

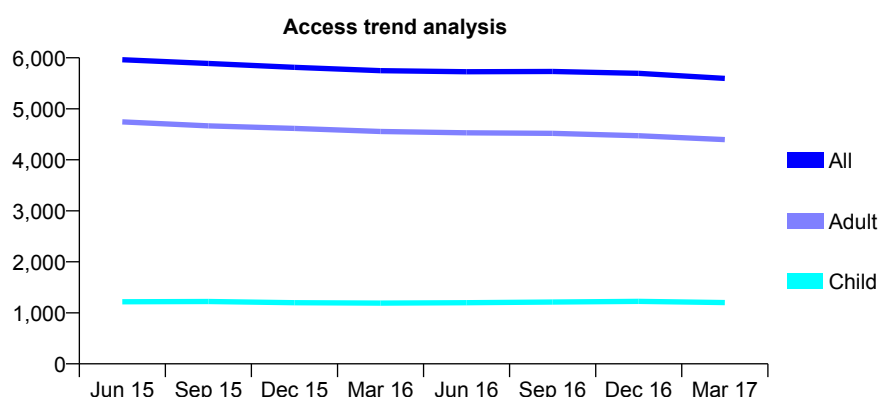
Q68 - Vital Signs At a Glance Contract Report for 101281/0040 - Year end March 2017

Name or company name	OASIS DENTAL CARE LTD
Contract type name	GDS Contract
Purpose of contract	General
Contract start date	01/04/2006
Contract end date	

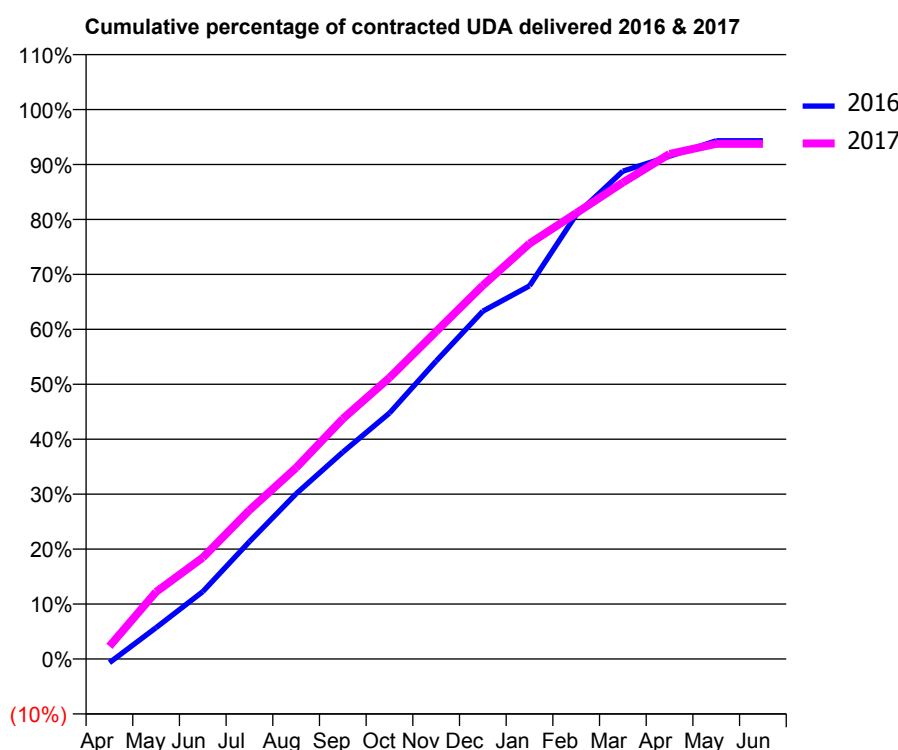
16/17 Contracted general activity (UDA)	16,400
Carry forward general activity (UDA)	0
16/17 Contracted orthodontic activity (UOA)	0
Carry forward orthodontic activity (UOA)	0
Baseline contract value	£406,765.27

ACCESS*

Patients seen in 24 months	Total	Change since previous quarter
Quarter ending March 2016	5,748	
Quarter ending June 2016	5,728	→
Quarter ending September 2016	5,732	→
Quarter ending December 2016	5,696	→
Quarter ending March 2017	5,596	↓
Variance since March 2016	(2.6%)	↓



ACTIVITY



Adjusted Scheduled Activity (UDA)		
Month	2016	2017
April	-112	380
May	938	2,004
June	2,013	3,027
July	3,504	4,444
August	4,931	5,708
September	6,176	7,171
October	7,342	8,394
November	8,893	9,776
December	10,382	11,148
January	11,137	12,398
February	13,260	13,306
March	14,561	14,221
April	15,006	15,072
May	15,469	15,378
June	15,469	15,378

QUALITY

	Quantity	Base Number	Contract	AT	Region	England
% of FP17s for the same patient ID Re-attending within 3 months - Children	145	1,845	7.9%	9.8%	11.9%	12.3%
% of FP17s for the same patient ID Re-attending within 3 months - Adults	972	5,860	16.6%	15.9%	16.6%	16.7%
% of FP17s for the same patient ID Re-attending between 3 & 9 months - Children	1,218	1,845	66.0%	59.0%	60.2%	57.6%
% of FP17s for the same patient ID Re-attending between 3 & 9 months - Adults	2,932	5,860	50.0%	50.5%	51.5%	50.1%
% of FP17s for Band 1 Urgent Courses	1,124	7,979	14.1%	9.5%	9.5%	9.1%
% of FP17s Relating to Free Repair or Replacements	245	7,979	3.1%	0.6%	0.7%	0.8%
% of FP17s Relating to Continuations	6	7,979	0.1%	1.1%	1.2%	1.2%
% of Patients satisfied with the dentistry they have received	4	4	N/A	92.4%	93.1%	92.8%
% of Patients satisfied with the time they had to wait for an appointment	2	4	N/A	89.1%	88.8%	88.7%

* This is based on patients treated on this contract for their most recent course of treatment. Figures in italics indicate the base number of FP17s or Patient Questionnaire responses are less than 100. N/A is shown where the base number of responses is less than 10 during the period. % is calculated as Quantity/Base number*100

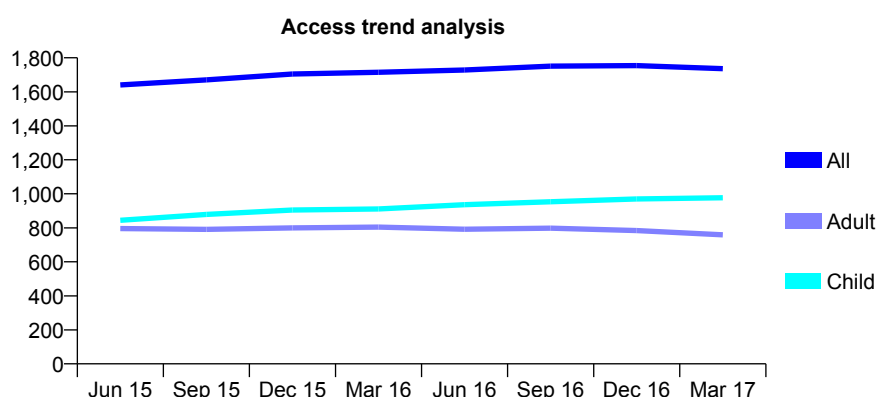
Q68 - Vital Signs At a Glance Contract Report for 101281/0056 - Year end March 2017

Name or company name	OASIS DENTAL CARE LTD
Contract type name	GDS Contract
Purpose of contract	General
Contract start date	01/04/2006
Contract end date	

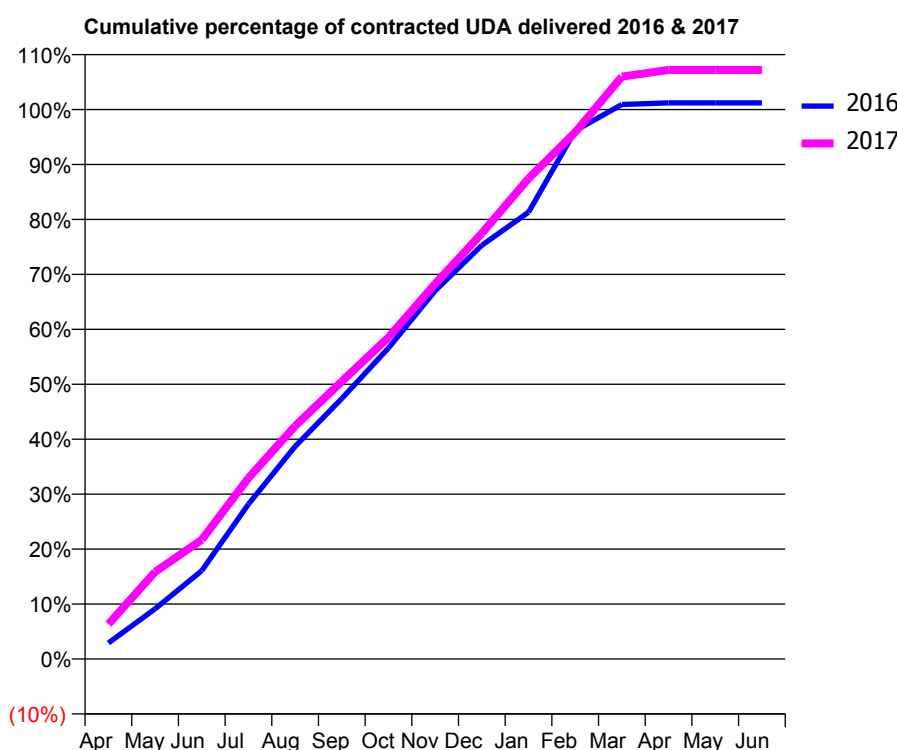
16/17 Contracted general activity (UDA)	3,474
Carry forward general activity (UDA)	-42
16/17 Contracted orthodontic activity (UOA)	0
Carry forward orthodontic activity (UOA)	0
Baseline contract value	£82,391.95

ACCESS*

Patients seen in 24 months	Total	Change since previous quarter
Quarter ending March 2016	1,715	
Quarter ending June 2016	1,728	→
Quarter ending September 2016	1,751	→
Quarter ending December 2016	1,754	→
Quarter ending March 2017	1,736	↓
Variance since March 2016	1.2%	→



ACTIVITY



Adjusted Scheduled Activity (UDA)		
Month	2016	2017
April	102	221
May	318	551
June	558	754
July	979	1,144
August	1,344	1,473
September	1,647	1,754
October	1,966	2,034
November	2,328	2,372
December	2,616	2,691
January	2,825	3,038
February	3,340	3,329
March	3,506	3,682
April	3,516	3,724
May	3,516	3,724
June	3,516	3,724

QUALITY

	Quantity	Base Number	Contract	AT	Region	England
% of FP17s for the same patient ID Re-attending within 3 months - Children	97	1,423	6.8%	9.8%	11.9%	12.3%
% of FP17s for the same patient ID Re-attending within 3 months - Adults	110	823	13.4%	15.9%	16.6%	16.7%
% of FP17s for the same patient ID Re-attending between 3 & 9 months - Children	782	1,423	55.0%	59.0%	60.2%	57.6%
% of FP17s for the same patient ID Re-attending between 3 & 9 months - Adults	295	823	35.8%	50.5%	51.5%	50.1%
% of FP17s for Band 1 Urgent Courses	139	2,257	6.2%	9.5%	9.5%	9.1%
% of FP17s Relating to Free Repair or Replacements	0	2,257	0.0%	0.6%	0.7%	0.8%
% of FP17s Relating to Continuations	35	2,257	1.6%	1.1%	1.2%	1.2%
% of Patients satisfied with the dentistry they have received	1	1	N/A	92.4%	93.1%	92.8%
% of Patients satisfied with the time they had to wait for an appointment	1	1	N/A	89.1%	88.8%	88.7%

* This is based on patients treated on this contract for their most recent course of treatment. Figures in italics indicate the base number of FP17s or Patient Questionnaire responses are less than 100. N/A is shown where the base number of responses is less than 10 during the period. % is calculated as Quantity/Base number*100

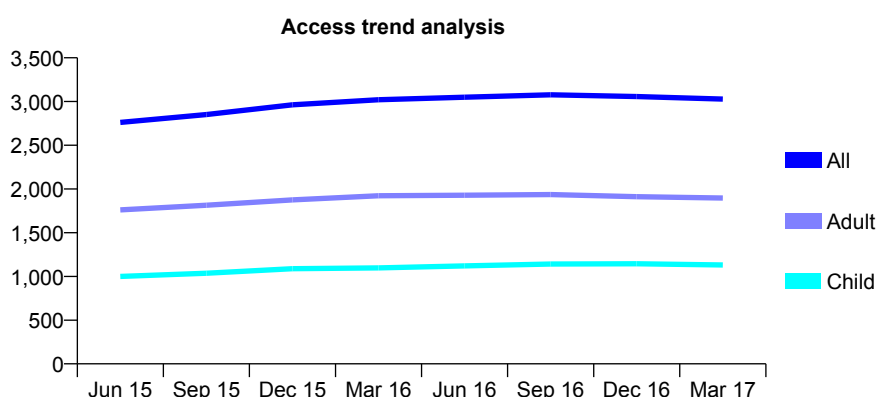
Q68 - Vital Signs At a Glance Contract Report for 101281/0057 - Year end March 2017

Name or company name	OASIS DENTAL CARE LTD
Contract type name	GDS Contract
Purpose of contract	General
Contract start date	01/04/2006
Contract end date	

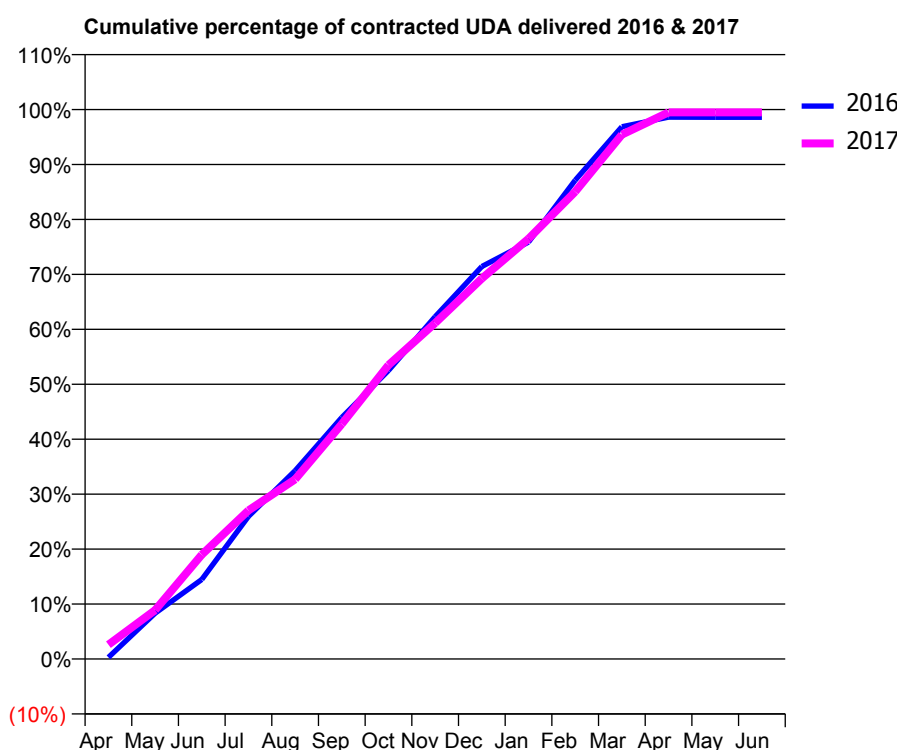
16/17 Contracted general activity (UDA)	7,181
Carry forward general activity (UDA)	101
16/17 Contracted orthodontic activity (UOA)	0
Carry forward orthodontic activity (UOA)	0
Baseline contract value	£177,870.85

ACCESS*

Patients seen in 24 months	Total	Change since previous quarter
Quarter ending March 2016	3,021	
Quarter ending June 2016	3,049	→
Quarter ending September 2016	3,077	→
Quarter ending December 2016	3,057	→
Quarter ending March 2017	3,028	→
Variance since March 2016	0.2%	→



ACTIVITY



Adjusted Scheduled Activity (UDA)		
Month	2016	2017
April	22	187
May	598	638
June	1,039	1,364
July	1,864	1,943
August	2,461	2,348
September	3,156	3,071
October	3,770	3,841
November	4,474	4,390
December	5,129	4,973
January	5,448	5,492
February	6,257	6,107
March	6,955	6,852
April	7,081	7,144
May	7,080	7,144
June	7,080	7,144

QUALITY

	Quantity	Base Number	Contract	AT	Region	England
% of FP17s for the same patient ID Re-attending within 3 months - Children	135	1,807	7.5%	9.8%	11.9%	12.3%
% of FP17s for the same patient ID Re-attending within 3 months - Adults	392	2,697	14.5%	15.9%	16.6%	16.7%
% of FP17s for the same patient ID Re-attending between 3 & 9 months - Children	1,212	1,807	67.1%	59.0%	60.2%	57.6%
% of FP17s for the same patient ID Re-attending between 3 & 9 months - Adults	1,540	2,697	57.1%	50.5%	51.5%	50.1%
% of FP17s for Band 1 Urgent Courses	508	4,590	11.1%	9.5%	9.5%	9.1%
% of FP17s Relating to Free Repair or Replacements	22	4,590	0.5%	0.6%	0.7%	0.8%
% of FP17s Relating to Continuations	18	4,590	0.4%	1.1%	1.2%	1.2%
% of Patients satisfied with the dentistry they have received	0	0	N/A	92.4%	93.1%	92.8%
% of Patients satisfied with the time they had to wait for an appointment	0	0	N/A	89.1%	88.8%	88.7%

* This is based on patients treated on this contract for their most recent course of treatment. Figures in italics indicate the base number of FP17s or Patient Questionnaire responses are less than 100. N/A is shown where the base number of responses is less than 10 during the period. % is calculated as Quantity/Base number*100

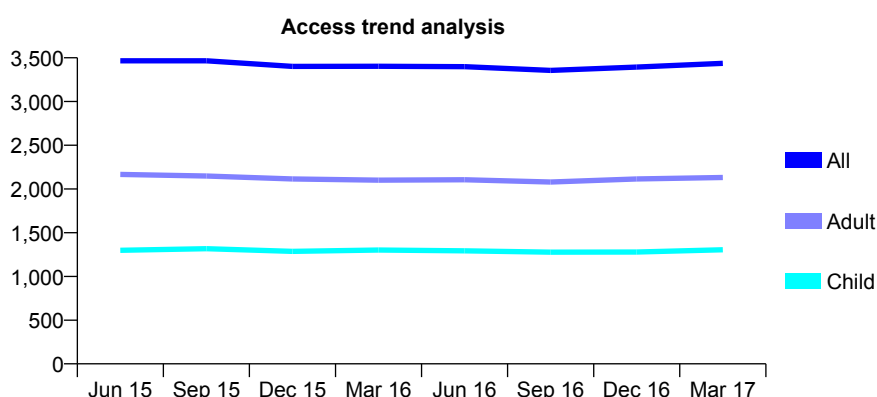
Q68 - Vital Signs At a Glance Contract Report for 101281/0090 - Year end March 2017

Name or company name	OASIS DENTAL CARE LTD
Contract type name	GDS Contract
Purpose of contract	General
Contract start date	01/04/2006
Contract end date	

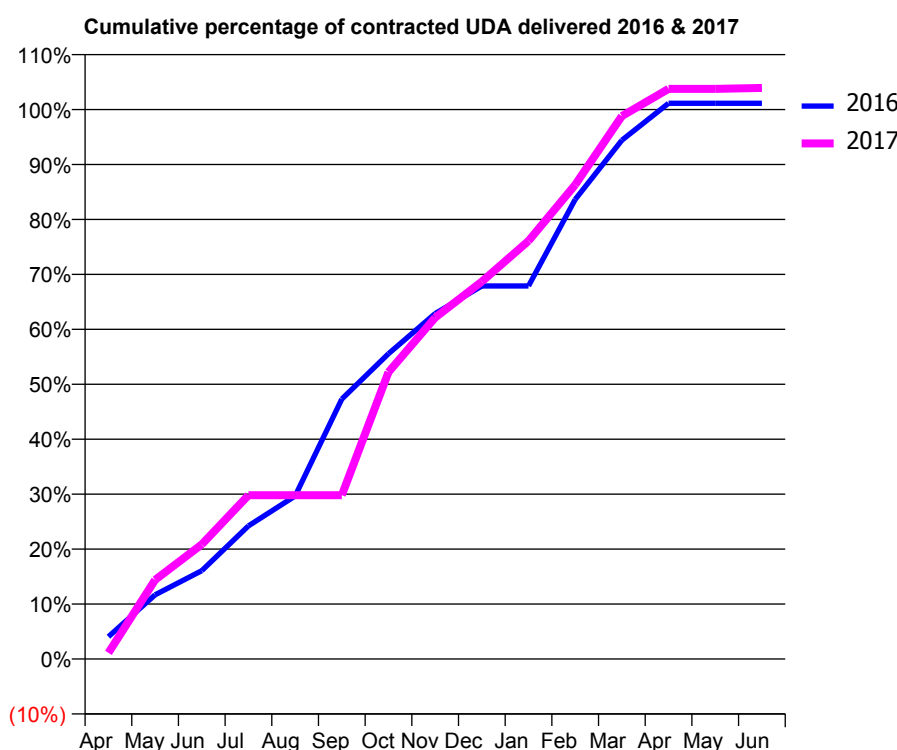
16/17 Contracted general activity (UDA)	7,650
Carry forward general activity (UDA)	-87
16/17 Contracted orthodontic activity (UOA)	0
Carry forward orthodontic activity (UOA)	0
Baseline contract value	£193,120.01

ACCESS*

Patients seen in 24 months	Total	Change since previous quarter
Quarter ending March 2016	3,403	
Quarter ending June 2016	3,398	→
Quarter ending September 2016	3,356	↓
Quarter ending December 2016	3,394	→
Quarter ending March 2017	3,436	→
Variance since March 2016	1.0%	→



ACTIVITY



Adjusted Scheduled Activity (UDA)		
Month	2016	2017
April	311	87
May	894	1,102
June	1,230	1,595
July	1,854	2,280
August	2,270	2,280
September	3,618	2,280
October	4,250	3,994
November	4,809	4,753
December	5,193	5,255
January	5,193	5,822
February	6,399	6,602
March	7,222	7,559
April	7,736	7,937
May	7,737	7,937
June	7,737	7,951

QUALITY

	Quantity	Base Number	Contract	AT	Region	England
% of FP17s for the same patient ID Re-attending within 3 months - Children	127	1,980	6.4%	9.8%	11.9%	12.3%
% of FP17s for the same patient ID Re-attending within 3 months - Adults	490	2,994	16.4%	15.9%	16.6%	16.7%
% of FP17s for the same patient ID Re-attending between 3 & 9 months - Children	1,146	1,980	57.9%	59.0%	60.2%	57.6%
% of FP17s for the same patient ID Re-attending between 3 & 9 months - Adults	1,493	2,994	49.9%	50.5%	51.5%	50.1%
% of FP17s for Band 1 Urgent Courses	467	4,959	9.4%	9.5%	9.5%	9.1%
% of FP17s Relating to Free Repair or Replacements	10	4,959	0.2%	0.6%	0.7%	0.8%
% of FP17s Relating to Continuations	142	4,959	2.9%	1.1%	1.2%	1.2%
% of Patients satisfied with the dentistry they have received	3	3	N/A	92.4%	93.1%	92.8%
% of Patients satisfied with the time they had to wait for an appointment	2	3	N/A	89.1%	88.8%	88.7%

* This is based on patients treated on this contract for their most recent course of treatment. Figures in italics indicate the base number of FP17s or Patient Questionnaire responses are less than 100. N/A is shown where the base number of responses is less than 10 during the period. % is calculated as Quantity/Base number*100

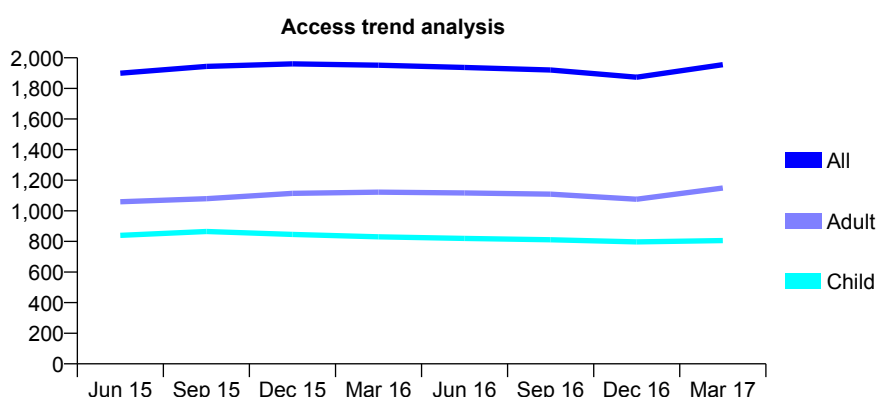
Q68 - Vital Signs At a Glance Contract Report for 101281/0123 - Year end March 2017

Name or company name	OASIS DENTAL CARE LTD
Contract type name	GDS Contract
Purpose of contract	General
Contract start date	01/04/2006
Contract end date	

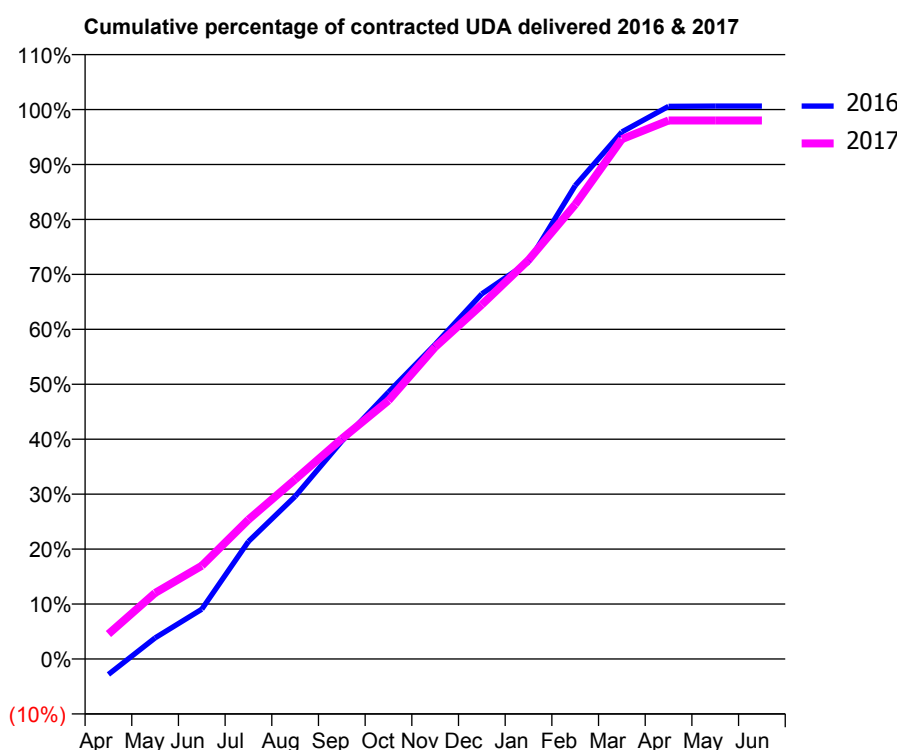
16/17 Contracted general activity (UDA)	5,664
Carry forward general activity (UDA)	-35
16/17 Contracted orthodontic activity (UOA)	0
Carry forward orthodontic activity (UOA)	0
Baseline contract value	£122,774.30

ACCESS*

Patients seen in 24 months	Total	Change since previous quarter
Quarter ending March 2016	1,952	
Quarter ending June 2016	1,937	→
Quarter ending September 2016	1,920	→
Quarter ending December 2016	1,873	↓
Quarter ending March 2017	1,955	↑
Variance since March 2016	0.2%	→



ACTIVITY



Adjusted Scheduled Activity (UDA)		
Month	2016	2017
April	-161	258
May	218	681
June	514	961
July	1,212	1,437
August	1,677	1,851
September	2,245	2,269
October	2,751	2,664
November	3,243	3,215
December	3,764	3,652
January	4,092	4,113
February	4,881	4,685
March	5,433	5,359
April	5,697	5,550
May	5,699	5,550
June	5,699	5,550

QUALITY

	Quantity	Base Number	Contract	AT	Region	England
% of FP17s for the same patient ID Re-attending within 3 months - Children	85	1,295	6.6%	9.8%	11.9%	12.3%
% of FP17s for the same patient ID Re-attending within 3 months - Adults	188	1,483	12.7%	15.9%	16.6%	16.7%
% of FP17s for the same patient ID Re-attending between 3 & 9 months - Children	854	1,295	65.9%	59.0%	60.2%	57.6%
% of FP17s for the same patient ID Re-attending between 3 & 9 months - Adults	874	1,483	58.9%	50.5%	51.5%	50.1%
% of FP17s for Band 1 Urgent Courses	107	2,754	3.9%	9.5%	9.5%	9.1%
% of FP17s Relating to Free Repair or Replacements	0	2,754	0.0%	0.6%	0.7%	0.8%
% of FP17s Relating to Continuations	60	2,754	2.2%	1.1%	1.2%	1.2%
% of Patients satisfied with the dentistry they have received	1	1	N/A	92.4%	93.1%	92.8%
% of Patients satisfied with the time they had to wait for an appointment	1	1	N/A	89.1%	88.8%	88.7%

* This is based on patients treated on this contract for their most recent course of treatment. Figures in italics indicate the base number of FP17s or Patient Questionnaire responses are less than 100. N/A is shown where the base number of responses is less than 10 during the period. % is calculated as Quantity/Base number*100

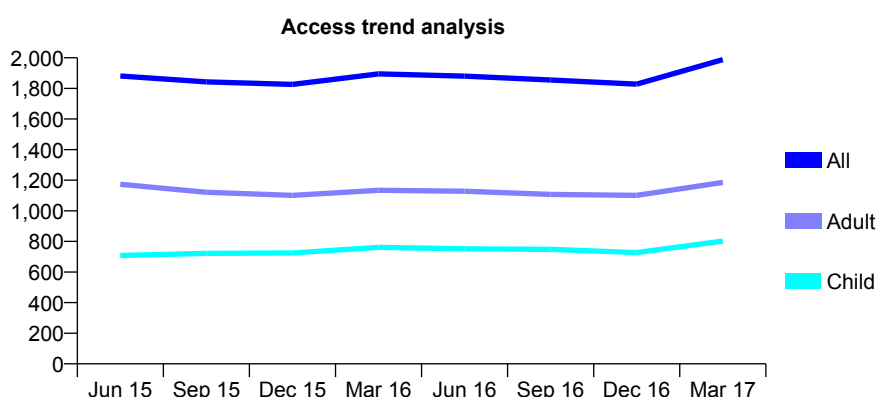
Q68 - Vital Signs At a Glance Contract Report for 101281/0137 - Year end March 2017

Name or company name	OASIS DENTAL CARE LTD
Contract type name	GDS Contract
Purpose of contract	General
Contract start date	01/04/2006
Contract end date	

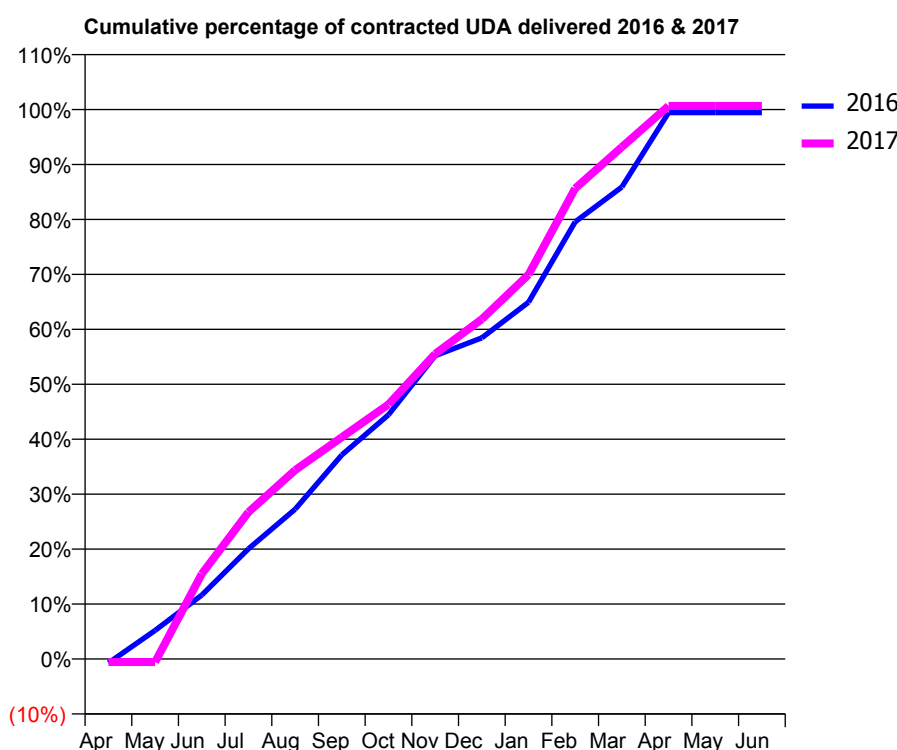
16/17 Contracted general activity (UDA)	6,000
Carry forward general activity (UDA)	34
16/17 Contracted orthodontic activity (UOA)	0
Carry forward orthodontic activity (UOA)	0
Baseline contract value	£159,438.61

ACCESS*

Patients seen in 24 months	Total	Change since previous quarter
Quarter ending March 2016	1,895	
Quarter ending June 2016	1,880	→
Quarter ending September 2016	1,855	↓
Quarter ending December 2016	1,828	↓
Quarter ending March 2017	1,988	↑
Variance since March 2016	4.9%	↑



ACTIVITY



Adjusted Scheduled Activity (UDA)		
Month	2016	2017
April	-45	-34
May	312	-34
June	699	930
July	1,204	1,604
August	1,635	2,063
September	2,228	2,422
October	2,666	2,780
November	3,312	3,331
December	3,506	3,710
January	3,896	4,197
February	4,774	5,139
March	5,154	5,590
April	5,966	6,039
May	5,966	6,039
June	5,966	6,039

QUALITY

	Quantity	Base Number	Contract	AT	Region	England
% of FP17s for the same patient ID Re-attending within 3 months - Children	114	1,405	8.1%	9.8%	11.9%	12.3%
% of FP17s for the same patient ID Re-attending within 3 months - Adults	223	1,633	13.7%	15.9%	16.6%	16.7%
% of FP17s for the same patient ID Re-attending between 3 & 9 months - Children	923	1,405	65.7%	59.0%	60.2%	57.6%
% of FP17s for the same patient ID Re-attending between 3 & 9 months - Adults	955	1,633	58.5%	50.5%	51.5%	50.1%
% of FP17s for Band 1 Urgent Courses	172	2,884	6.0%	9.5%	9.5%	9.1%
% of FP17s Relating to Free Repair or Replacements	17	2,884	0.6%	0.6%	0.7%	0.8%
% of FP17s Relating to Continuations	37	2,884	1.3%	1.1%	1.2%	1.2%
% of Patients satisfied with the dentistry they have received	3	3	N/A	92.4%	93.1%	92.8%
% of Patients satisfied with the time they had to wait for an appointment	3	3	N/A	89.1%	88.8%	88.7%

* This is based on patients treated on this contract for their most recent course of treatment. Figures in italics indicate the base number of FP17s or Patient Questionnaire responses are less than 100. N/A is shown where the base number of responses is less than 10 during the period. % is calculated as Quantity/Base number*100

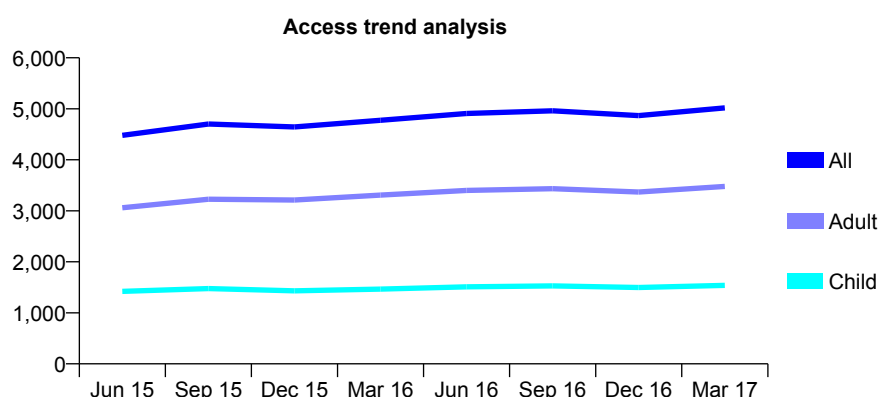
Q68 - Vital Signs At a Glance Contract Report for 101281/0140 - Year end March 2017

Name or company name	OASIS DENTAL CARE LTD
Contract type name	GDS Contract
Purpose of contract	General
Contract start date	01/04/2006
Contract end date	

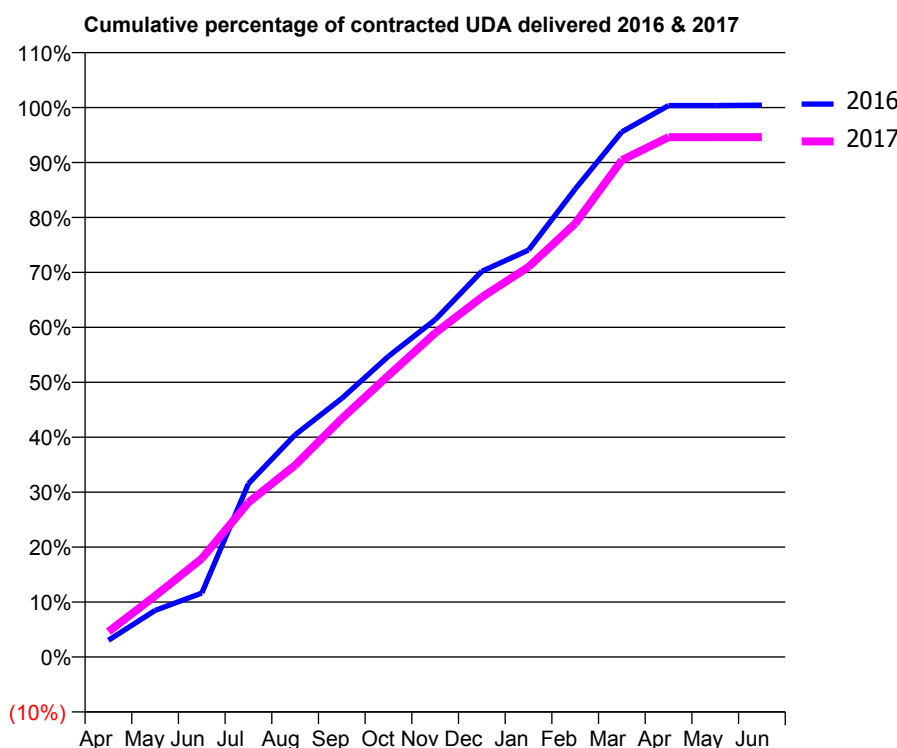
16/17 Contracted general activity (UDA)	13,000
Carry forward general activity (UDA)	-54
16/17 Contracted orthodontic activity (UOA)	0
Carry forward orthodontic activity (UOA)	0
Baseline contract value	£304,550.08

ACCESS*

Patients seen in 24 months	Total	Change since previous quarter
Quarter ending March 2016	4,774	
Quarter ending June 2016	4,909	↑
Quarter ending September 2016	4,961	→
Quarter ending December 2016	4,866	↓
Quarter ending March 2017	5,018	↑
Variance since March 2016	5.1%	↑



ACTIVITY



Adjusted Scheduled Activity (UDA)		
Month	2016	2017
April	397	600
May	1,103	1,446
June	1,511	2,329
July	4,101	3,657
August	5,257	4,538
September	6,117	5,644
October	7,115	6,660
November	7,981	7,663
December	9,125	8,514
January	9,625	9,229
February	11,070	10,254
March	12,425	11,755
April	13,045	12,298
May	13,045	12,298
June	13,054	12,299

QUALITY

	Quantity	Base Number	Contract	AT	Region	England
% of FP17s for the same patient ID Re-attending within 3 months - Children	133	2,505	5.3%	9.8%	11.9%	12.3%
% of FP17s for the same patient ID Re-attending within 3 months - Adults	593	4,705	12.6%	15.9%	16.6%	16.7%
% of FP17s for the same patient ID Re-attending between 3 & 9 months - Children	1,685	2,505	67.3%	59.0%	60.2%	57.6%
% of FP17s for the same patient ID Re-attending between 3 & 9 months - Adults	2,601	4,705	55.3%	50.5%	51.5%	50.1%
% of FP17s for Band 1 Urgent Courses	566	7,160	7.9%	9.5%	9.5%	9.1%
% of FP17s Relating to Free Repair or Replacements	12	7,160	0.2%	0.6%	0.7%	0.8%
% of FP17s Relating to Continuations	77	7,160	1.1%	1.1%	1.2%	1.2%
% of Patients satisfied with the dentistry they have received	1	1	N/A	92.4%	93.1%	92.8%
% of Patients satisfied with the time they had to wait for an appointment	1	1	N/A	89.1%	88.8%	88.7%

* This is based on patients treated on this contract for their most recent course of treatment. Figures in italics indicate the base number of FP17s or Patient Questionnaire responses are less than 100. N/A is shown where the base number of responses is less than 10 during the period. % is calculated as Quantity/Base number*100

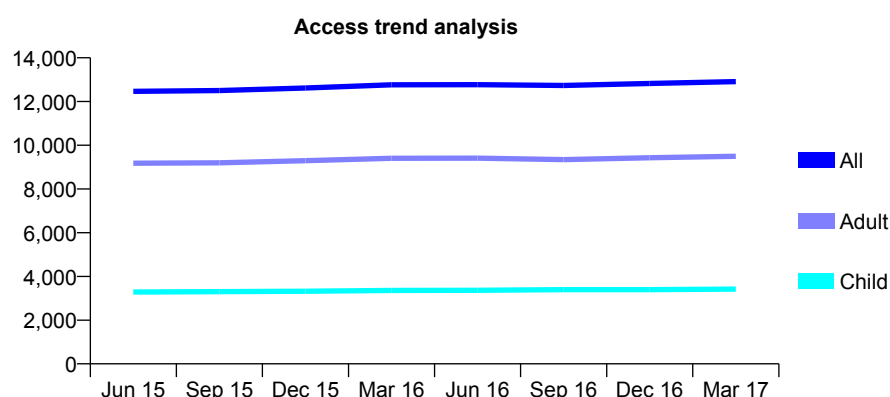
Q68 - Vital Signs At a Glance Contract Report for 101281/0163 - Year end March 2017

Name or company name	OASIS DENTAL CARE LTD
Contract type name	GDS Contract
Purpose of contract	General
Contract start date	01/11/2006
Contract end date	

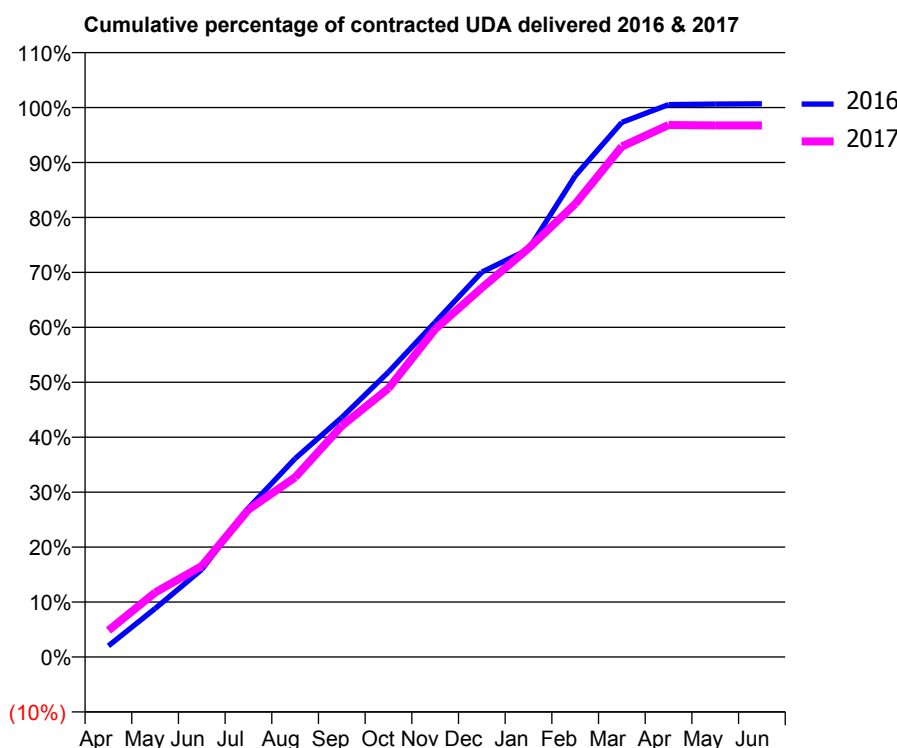
16/17 Contracted general activity (UDA)	37,431
Carry forward general activity (UDA)	-249
16/17 Contracted orthodontic activity (UOA)	0
Carry forward orthodontic activity (UOA)	0
Baseline contract value	£870,944.12

ACCESS*

Patients seen in 24 months	Total	Change since previous quarter
Quarter ending March 2016	12,762	
Quarter ending June 2016	12,772	→
Quarter ending September 2016	12,734	→
Quarter ending December 2016	12,827	→
Quarter ending March 2017	12,913	→
Variance since March 2016	1.2%	→



ACTIVITY



Month	Adjusted Scheduled Activity (UDA)	
	2016	2017
April	755	1,812
May	3,302	4,395
June	5,960	6,197
July	10,153	10,041
August	13,517	12,237
September	16,321	15,745
October	19,415	18,301
November	22,808	22,332
December	26,220	25,148
January	27,777	27,835
February	32,774	30,860
March	36,421	34,777
April	37,625	36,236
May	37,663	36,212
June	37,680	36,208

QUALITY

	Quantity	Base Number	Contract	AT	Region	England
% of FP17s for the same patient ID Re-attending within 3 months - Children	381	5,390	7.1%	9.8%	11.9%	12.3%
% of FP17s for the same patient ID Re-attending within 3 months - Adults	2,249	14,049	16.0%	15.9%	16.6%	16.7%
% of FP17s for the same patient ID Re-attending between 3 & 9 months - Children	3,514	5,390	65.2%	59.0%	60.2%	57.6%
% of FP17s for the same patient ID Re-attending between 3 & 9 months - Adults	7,967	14,049	56.7%	50.5%	51.5%	50.1%
% of FP17s for Band 1 Urgent Courses	1,756	19,395	9.1%	9.5%	9.5%	9.1%
% of FP17s Relating to Free Repair or Replacements	123	19,395	0.6%	0.6%	0.7%	0.8%
% of FP17s Relating to Continuations	104	19,395	0.5%	1.1%	1.2%	1.2%
% of Patients satisfied with the dentistry they have received	15	16	93.8%	92.4%	93.1%	92.8%
% of Patients satisfied with the time they had to wait for an appointment	13	16	81.3%	89.1%	88.8%	88.7%

* This is based on patients treated on this contract for their most recent course of treatment. Figures in italics indicate the base number of FP17s or Patient Questionnaire responses are less than 100. N/A is shown where the base number of responses is less than 10 during the period. % is calculated as Quantity/Base number*100

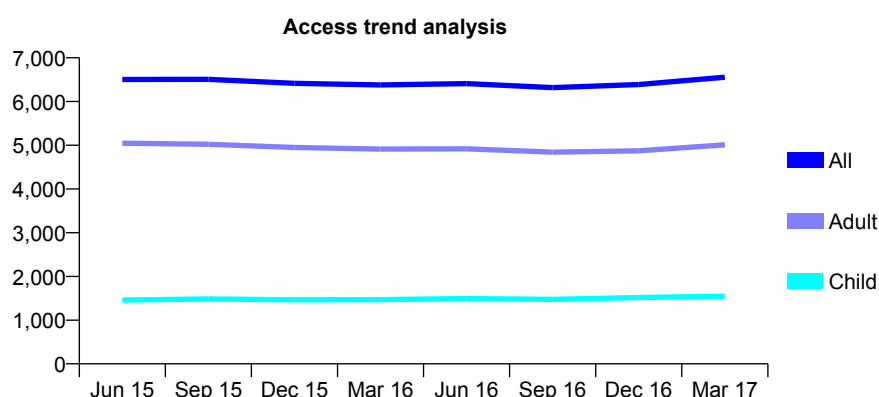
Q68 - Vital Signs At a Glance Contract Report for 101281/0177 - Year end March 2017

Name or company name	OASIS DENTAL CARE LTD
Contract type name	Pilot Contract
Purpose of contract	General
Contract start date	01/03/2008
Contract end date	31/03/2018

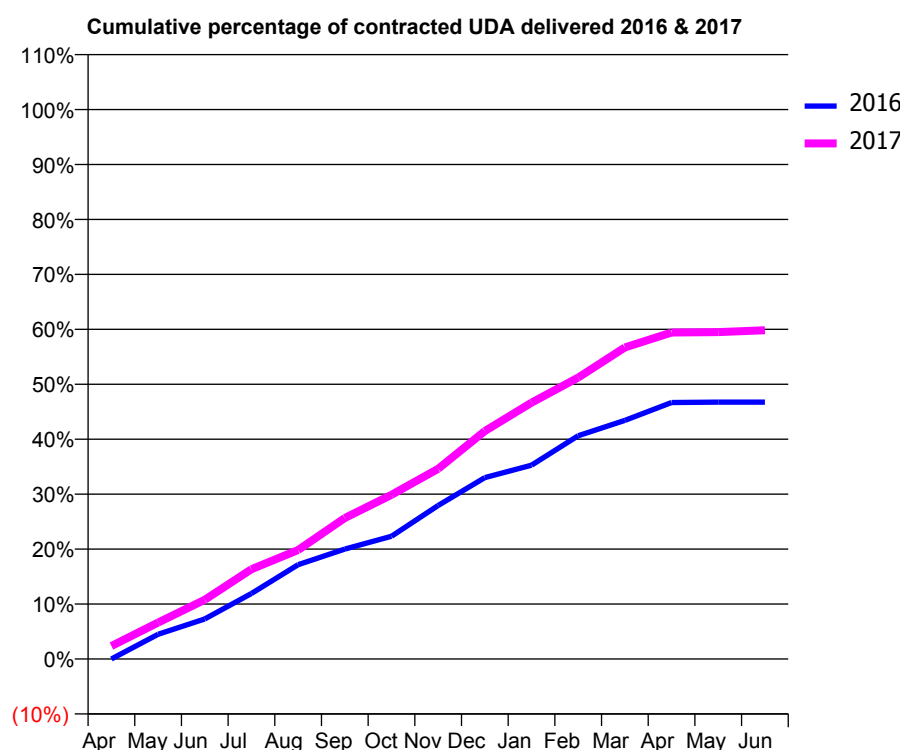
16/17 Contracted general activity (UDA)	25,911
Carry forward general activity (UDA)	0
16/17 Contracted orthodontic activity (UOA)	0
Carry forward orthodontic activity (UOA)	0
Baseline contract value	£653,308.24

ACCESS*

Patients seen in 24 months	Total	Change since previous quarter
Quarter ending March 2016	6,379	
Quarter ending June 2016	6,411	→
Quarter ending September 2016	6,317	↓
Quarter ending December 2016	6,389	→
Quarter ending March 2017	6,557	↑
Variance since March 2016	2.8%	↑



ACTIVITY



Adjusted Scheduled Activity (UDA)		
Month	2016	2017
April	0	614
May	1,165	1,719
June	1,890	2,796
July	3,088	4,233
August	4,447	5,139
September	5,185	6,652
October	5,786	7,743
November	7,240	8,968
December	8,552	10,747
January	9,138	12,090
February	10,529	13,270
March	11,252	14,692
April	12,092	15,397
May	12,111	15,414
June	12,113	15,504

QUALITY

	Quantity	Base Number	Contract	AT	Region	England
% of FP17s for the same patient ID Re-attending within 3 months - Children	131	2,261	5.8%	9.8%	11.9%	12.3%
% of FP17s for the same patient ID Re-attending within 3 months - Adults	1,189	7,013	17.0%	15.9%	16.6%	16.7%
% of FP17s for the same patient ID Re-attending between 3 & 9 months - Children	1,195	2,261	52.9%	59.0%	60.2%	57.6%
% of FP17s for the same patient ID Re-attending between 3 & 9 months - Adults	2,835	7,013	40.4%	50.5%	51.5%	50.1%
% of FP17s for Band 1 Urgent Courses	1,130	8,835	12.8%	9.5%	9.5%	9.1%
% of FP17s Relating to Free Repair or Replacements	56	8,835	0.6%	0.6%	0.7%	0.8%
% of FP17s Relating to Continuations	94	8,835	1.1%	1.1%	1.2%	1.2%
% of Patients satisfied with the dentistry they have received	8	8	N/A	92.4%	93.1%	92.8%
% of Patients satisfied with the time they had to wait for an appointment	7	8	N/A	89.1%	88.8%	88.7%

* This is based on patients treated on this contract for their most recent course of treatment. Figures in italics indicate the base number of FP17s or Patient Questionnaire responses are less than 100. N/A is shown where the base number of responses is less than 10 during the period. % is calculated as Quantity/Base number*100

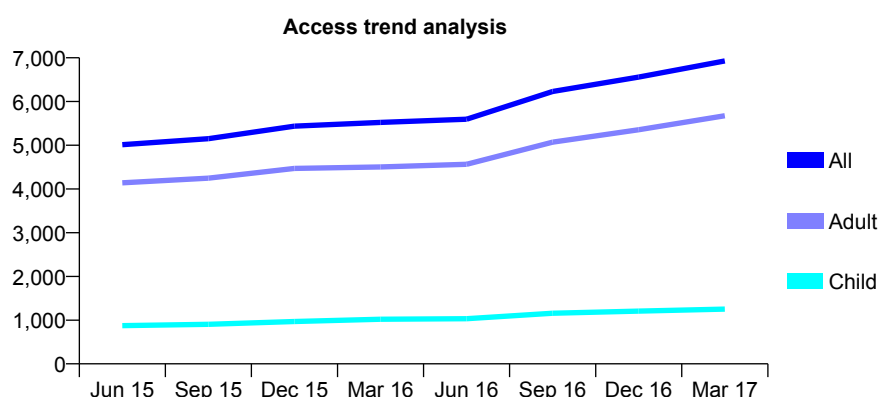
Q68 - Vital Signs At a Glance Contract Report for 101281/0231 - Year end March 2017

Name or company name	OASIS DENTAL CARE LTD
Contract type name	GDS Contract
Purpose of contract	General
Contract start date	01/04/2011
Contract end date	

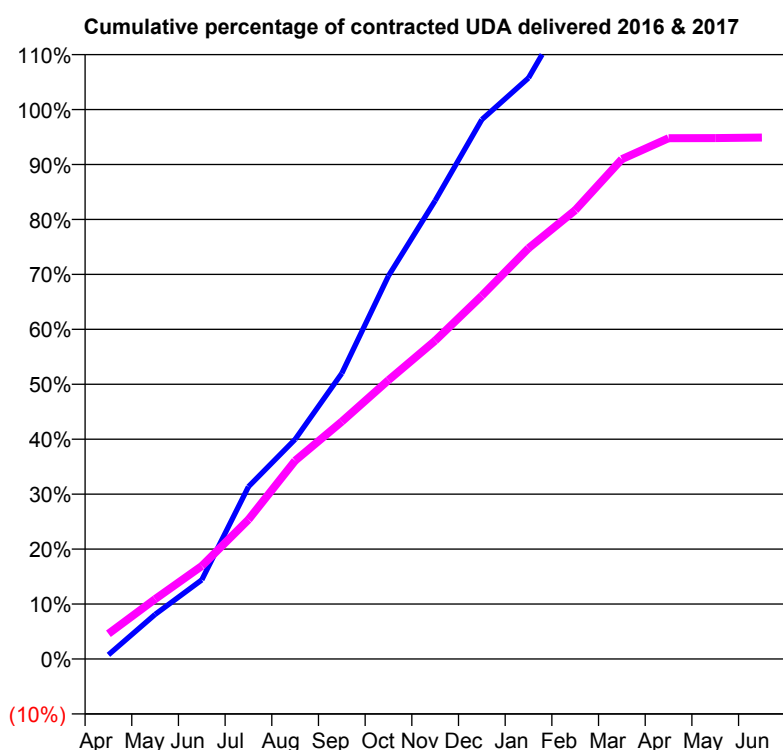
16/17 Contracted general activity (UDA)	26,836
Carry forward general activity (UDA)	-260
16/17 Contracted orthodontic activity (UOA)	0
Carry forward orthodontic activity (UOA)	0
Baseline contract value	£684,180.46

ACCESS*

Patients seen in 24 months	Total	Change since previous quarter
Quarter ending March 2016	5,522	
Quarter ending June 2016	5,596	→
Quarter ending September 2016	6,229	↑
Quarter ending December 2016	6,560	↑
Quarter ending March 2017	6,927	↑
Variance since March 2016	25.4%	↑



ACTIVITY



Adjusted Scheduled Activity (UDA)		
Month	2016	2017
April	100	1,237
May	1,054	2,925
June	1,873	4,543
July	4,078	6,809
August	5,200	9,686
September	6,762	11,598
October	9,067	13,618
November	10,848	15,550
December	12,767	17,742
January	13,751	20,059
February	15,646	21,915
March	17,521	24,414
April	18,455	25,433
May	18,428	25,437
June	18,428	25,468

QUALITY

	Quantity	Base Number	Contract	AT	Region	England
% of FP17s for the same patient ID Re-attending within 3 months - Children	195	2,130	9.2%	9.8%	11.9%	12.3%
% of FP17s for the same patient ID Re-attending within 3 months - Adults	1,317	8,819	14.9%	15.9%	16.6%	16.7%
% of FP17s for the same patient ID Re-attending between 3 & 9 months - Children	1,188	2,130	55.8%	59.0%	60.2%	57.6%
% of FP17s for the same patient ID Re-attending between 3 & 9 months - Adults	4,238	8,819	48.1%	50.5%	51.5%	50.1%
% of FP17s for Band 1 Urgent Courses	1,045	10,977	9.5%	9.5%	9.5%	9.1%
% of FP17s Relating to Free Repair or Replacements	213	10,977	1.9%	0.6%	0.7%	0.8%
% of FP17s Relating to Continuations	227	10,977	2.1%	1.1%	1.2%	1.2%
% of Patients satisfied with the dentistry they have received	9	9	N/A	92.4%	93.1%	92.8%
% of Patients satisfied with the time they had to wait for an appointment	7	9	N/A	89.1%	88.8%	88.7%

* This is based on patients treated on this contract for their most recent course of treatment. Figures in italics indicate the base number of FP17s or Patient Questionnaire responses are less than 100. N/A is shown where the base number of responses is less than 10 during the period. % is calculated as Quantity/Base number*100

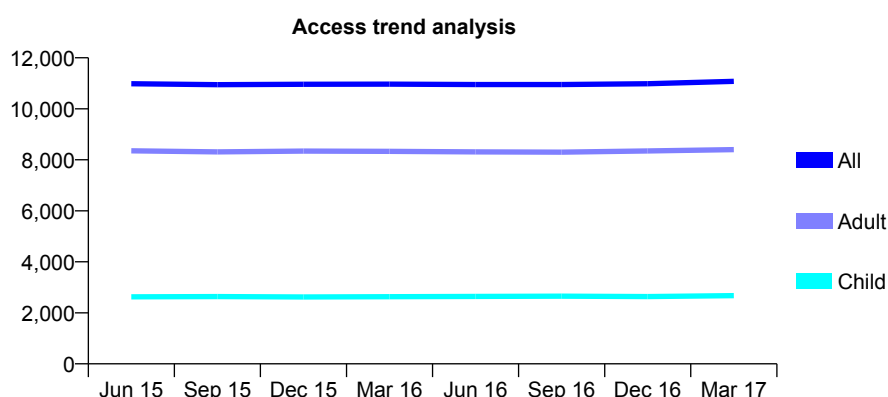
Q68 - Vital Signs At a Glance Contract Report for 101370/0063 - Year end March 2017

Name or company name	Petrie Tucker and Partners Ltd
Contract type name	GDS Contract
Purpose of contract	General
Contract start date	01/04/2006
Contract end date	

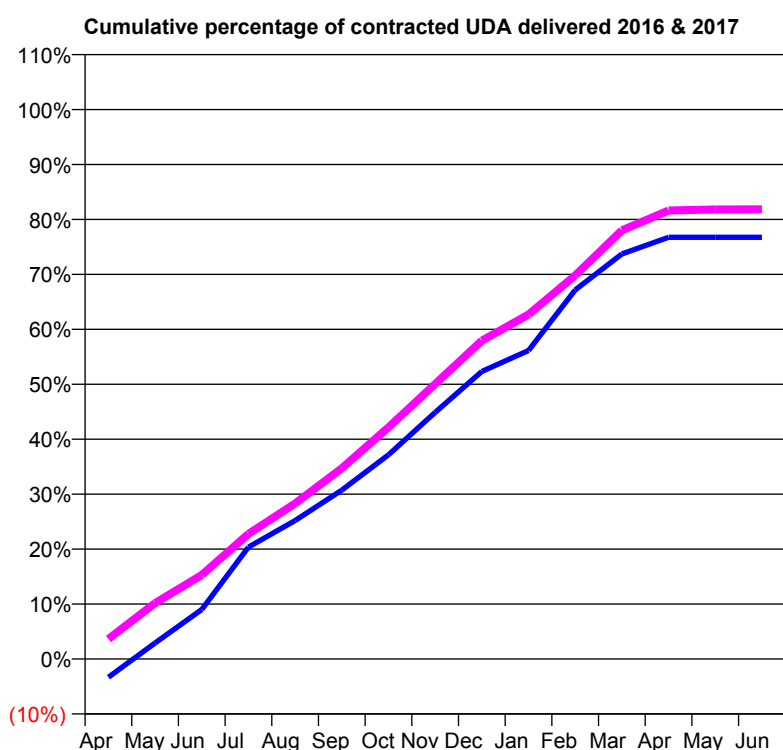
16/17 Contracted general activity (UDA)	40,749
Carry forward general activity (UDA)	0
16/17 Contracted orthodontic activity (UOA)	0
Carry forward orthodontic activity (UOA)	0
Baseline contract value	£1,205,850.18

ACCESS*

Patients seen in 24 months	Total	Change since previous quarter
Quarter ending March 2016	10,965	
Quarter ending June 2016	10,954	→
Quarter ending September 2016	10,952	→
Quarter ending December 2016	10,984	→
Quarter ending March 2017	11,076	→
Variance since March 2016	1.0%	→



ACTIVITY



Adjusted Scheduled Activity (UDA)		
Month	2016	2017
April	-1,362	1,486
May	1,194	4,144
June	3,669	6,233
July	8,302	9,276
August	10,271	11,531
September	12,523	14,142
October	15,142	17,186
November	18,285	20,394
December	21,322	23,607
January	22,873	25,547
February	27,371	28,447
March	30,036	31,788
April	31,268	33,264
May	31,269	33,342
June	31,270	33,347

QUALITY

	Quantity	Base Number	Contract	AT	Region	England
% of FP17s for the same patient ID Re-attending within 3 months - Children	165	4,001	4.1%	9.8%	11.9%	12.3%
% of FP17s for the same patient ID Re-attending within 3 months - Adults	1,269	12,144	10.4%	15.9%	16.6%	16.7%
% of FP17s for the same patient ID Re-attending between 3 & 9 months - Children	2,714	4,001	67.8%	59.0%	60.2%	57.6%
% of FP17s for the same patient ID Re-attending between 3 & 9 months - Adults	7,741	12,144	63.7%	50.5%	51.5%	50.1%
% of FP17s for Band 1 Urgent Courses	993	16,261	6.1%	9.5%	9.5%	9.1%
% of FP17s Relating to Free Repair or Replacements	58	16,261	0.4%	0.6%	0.7%	0.8%
% of FP17s Relating to Continuations	158	16,261	1.0%	1.1%	1.2%	1.2%
% of Patients satisfied with the dentistry they have received	10	11	90.9%	92.4%	93.1%	92.8%
% of Patients satisfied with the time they had to wait for an appointment	10	11	90.9%	89.1%	88.8%	88.7%

* This is based on patients treated on this contract for their most recent course of treatment. Figures in italics indicate the base number of FP17s or Patient Questionnaire responses are less than 100. N/A is shown where the base number of responses is less than 10 during the period. % is calculated as Quantity/Base number*100

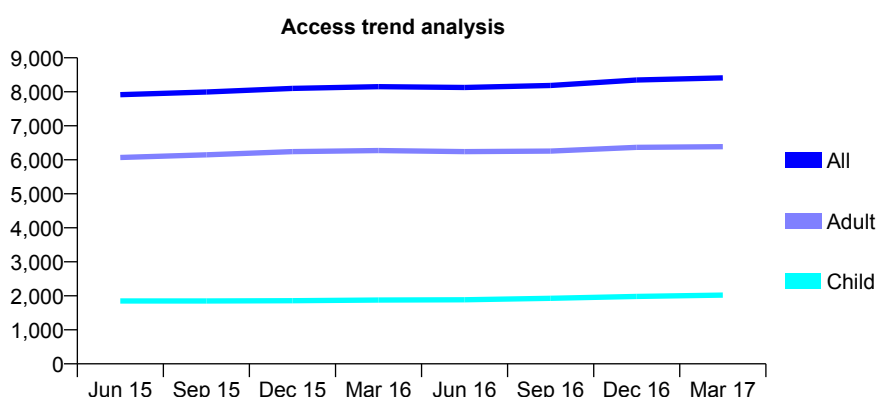
Q68 - Vital Signs At a Glance Contract Report for 101370/0068 - Year end March 2017

Name or company name	Petrie Tucker and Partners Ltd
Contract type name	GDS Contract
Purpose of contract	General
Contract start date	01/04/2006
Contract end date	31/03/2017

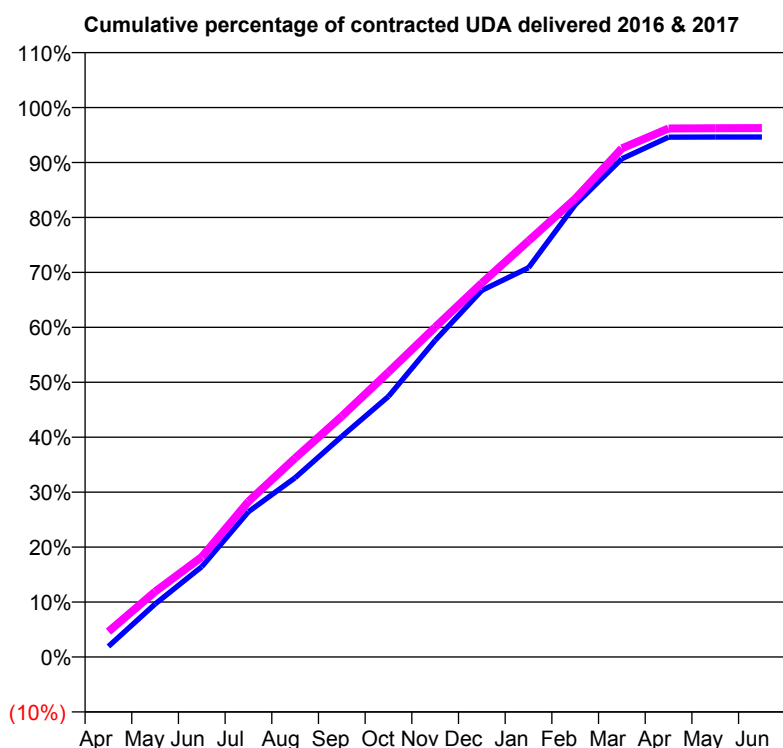
16/17 Contracted general activity (UDA)	23,325
Carry forward general activity (UDA)	0
16/17 Contracted orthodontic activity (UOA)	0
Carry forward orthodontic activity (UOA)	0
Baseline contract value	£627,738.51

ACCESS*

Patients seen in 24 months	Total	Change since previous quarter
Quarter ending March 2016	8,150	
Quarter ending June 2016	8,127	→
Quarter ending September 2016	8,186	→
Quarter ending December 2016	8,348	→
Quarter ending March 2017	8,408	→
Variance since March 2016	3.2%	↑



ACTIVITY



Adjusted Scheduled Activity (UDA)		
Month	2016	2017
April	452	1,076
May	2,251	2,778
June	3,837	4,249
July	6,168	6,600
August	7,612	8,442
September	9,366	10,220
October	11,062	12,092
November	13,440	13,999
December	15,560	15,877
January	16,528	17,661
February	19,195	19,450
March	21,148	21,594
April	22,068	22,432
May	22,072	22,448
June	22,073	22,450

QUALITY

	Quantity	Base Number	Contract	AT	Region	England
% of FP17s for the same patient ID Re-attending within 3 months - Children	99	2,847	3.5%	9.8%	11.9%	12.3%
% of FP17s for the same patient ID Re-attending within 3 months - Adults	672	8,041	8.4%	15.9%	16.6%	16.7%
% of FP17s for the same patient ID Re-attending between 3 & 9 months - Children	1,609	2,847	56.5%	59.0%	60.2%	57.6%
% of FP17s for the same patient ID Re-attending between 3 & 9 months - Adults	4,305	8,041	53.5%	50.5%	51.5%	50.1%
% of FP17s for Band 1 Urgent Courses	491	10,751	4.6%	9.5%	9.5%	9.1%
% of FP17s Relating to Free Repair or Replacements	53	10,751	0.5%	0.6%	0.7%	0.8%
% of FP17s Relating to Continuations	62	10,751	0.6%	1.1%	1.2%	1.2%
% of Patients satisfied with the dentistry they have received	19	19	100.0%	92.4%	93.1%	92.8%
% of Patients satisfied with the time they had to wait for an appointment	18	19	94.7%	89.1%	88.8%	88.7%

* This is based on patients treated on this contract for their most recent course of treatment. Figures in italics indicate the base number of FP17s or Patient Questionnaire responses are less than 100. N/A is shown where the base number of responses is less than 10 during the period. % is calculated as Quantity/Base number*100

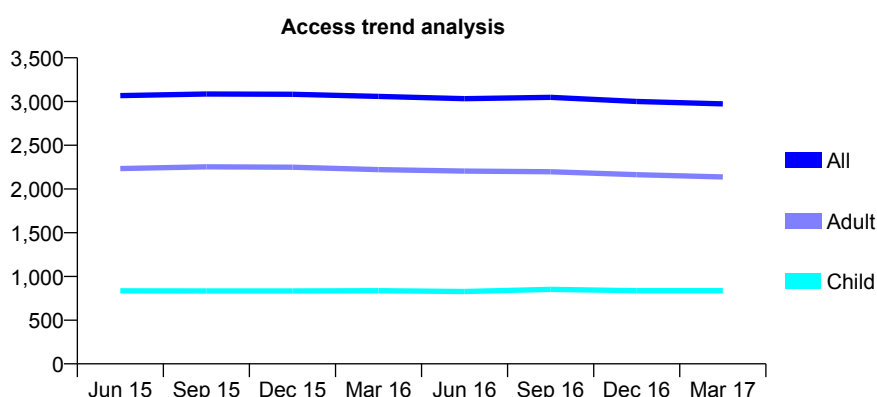
Q68 - Vital Signs At a Glance Contract Report for 101435/0002 - Year end March 2017

Name or company name	IDH Limited
Contract type name	GDS Contract
Purpose of contract	General
Contract start date	01/04/2006
Contract end date	

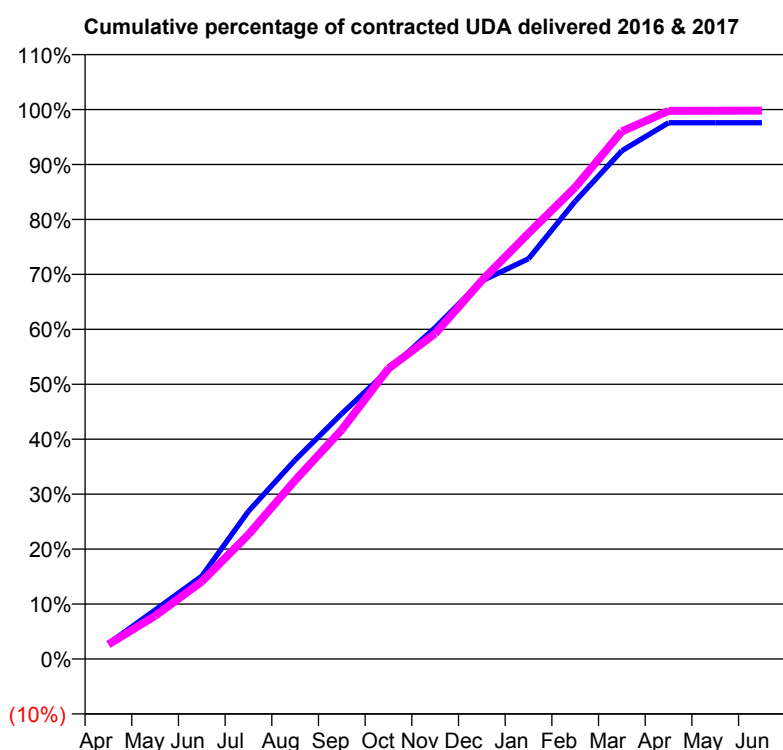
16/17 Contracted general activity (UDA)	8,401
Carry forward general activity (UDA)	203
16/17 Contracted orthodontic activity (UOA)	0
Carry forward orthodontic activity (UOA)	0
Baseline contract value	£202,805.53

ACCESS*

Patients seen in 24 months	Total	Change since previous quarter
Quarter ending March 2016	3,058	
Quarter ending June 2016	3,032	→
Quarter ending September 2016	3,048	→
Quarter ending December 2016	3,001	↓
Quarter ending March 2017	2,973	→
Variance since March 2016	(2.8%)	↓



ACTIVITY



Adjusted Scheduled Activity (UDA)		
Month	2016	2017
April	236	223
May	750	660
June	1,266	1,184
July	2,259	1,904
August	3,042	2,733
September	3,752	3,505
October	4,418	4,442
November	5,067	4,975
December	5,782	5,787
January	6,119	6,509
February	6,997	7,213
March	7,771	8,067
April	8,198	8,380
May	8,198	8,382
June	8,198	8,383

QUALITY

	Quantity	Base Number	Contract	AT	Region	England
% of FP17s for the same patient ID Re-attending within 3 months - Children	79	1,367	5.8%	9.8%	11.9%	12.3%
% of FP17s for the same patient ID Re-attending within 3 months - Adults	294	3,123	9.4%	15.9%	16.6%	16.7%
% of FP17s for the same patient ID Re-attending between 3 & 9 months - Children	935	1,367	68.4%	59.0%	60.2%	57.6%
% of FP17s for the same patient ID Re-attending between 3 & 9 months - Adults	1,948	3,123	62.4%	50.5%	51.5%	50.1%
% of FP17s for Band 1 Urgent Courses	236	4,398	5.4%	9.5%	9.5%	9.1%
% of FP17s Relating to Free Repair or Replacements	6	4,398	0.1%	0.6%	0.7%	0.8%
% of FP17s Relating to Continuations	36	4,398	0.8%	1.1%	1.2%	1.2%
% of Patients satisfied with the dentistry they have received	1	1	N/A	92.4%	93.1%	92.8%
% of Patients satisfied with the time they had to wait for an appointment	1	1	N/A	89.1%	88.8%	88.7%

* This is based on patients treated on this contract for their most recent course of treatment. Figures in italics indicate the base number of FP17s or Patient Questionnaire responses are less than 100. N/A is shown where the base number of responses is less than 10 during the period. % is calculated as Quantity/Base number*100

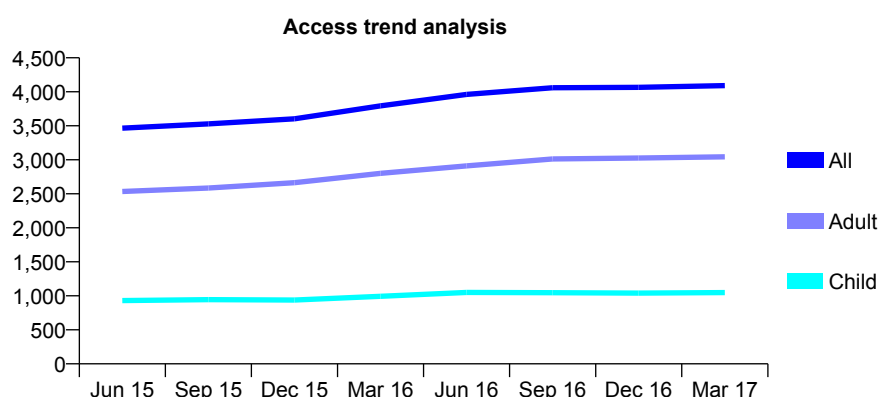
Q68 - Vital Signs At a Glance Contract Report for 101435/0038 - Year end March 2017

Name or company name	IDH Limited
Contract type name	GDS Contract
Purpose of contract	General
Contract start date	01/04/2006
Contract end date	

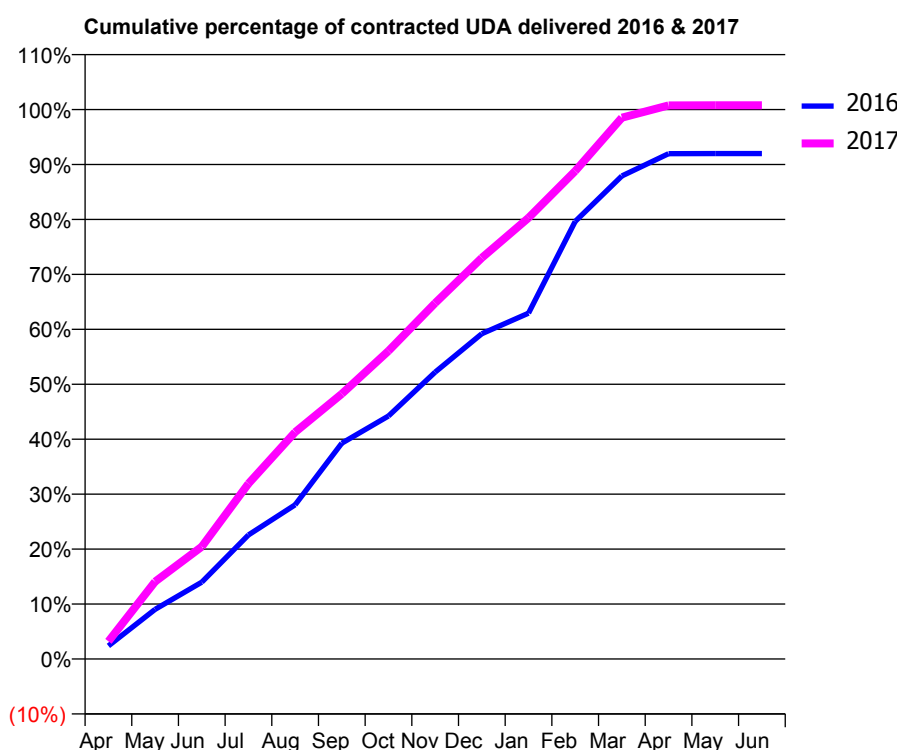
16/17 Contracted general activity (UDA)	10,828
Carry forward general activity (UDA)	0
16/17 Contracted orthodontic activity (UOA)	0
Carry forward orthodontic activity (UOA)	0
Baseline contract value	£309,424.71

ACCESS*

Patients seen in 24 months	Total	Change since previous quarter
Quarter ending March 2016	3,794	
Quarter ending June 2016	3,961	↑
Quarter ending September 2016	4,059	↑
Quarter ending December 2016	4,066	→
Quarter ending March 2017	4,092	→
Variance since March 2016	7.9%	↑



ACTIVITY



Adjusted Scheduled Activity (UDA)		
Month	2016	2017
April	258	348
May	978	1,526
June	1,516	2,214
July	2,446	3,456
August	3,038	4,471
September	4,252	5,224
October	4,790	6,072
November	5,653	7,014
December	6,410	7,905
January	6,815	8,695
February	8,622	9,615
March	9,518	10,668
April	9,958	10,909
May	9,961	10,910
June	9,961	10,910

QUALITY

	Quantity	Base Number	Contract	AT	Region	England
% of FP17s for the same patient ID Re-attending within 3 months - Children	68	1,223	5.6%	9.8%	11.9%	12.3%
% of FP17s for the same patient ID Re-attending within 3 months - Adults	505	3,441	14.7%	15.9%	16.6%	16.7%
% of FP17s for the same patient ID Re-attending between 3 & 9 months - Children	549	1,223	44.9%	59.0%	60.2%	57.6%
% of FP17s for the same patient ID Re-attending between 3 & 9 months - Adults	1,493	3,441	43.4%	50.5%	51.5%	50.1%
% of FP17s for Band 1 Urgent Courses	400	4,583	8.7%	9.5%	9.5%	9.1%
% of FP17s Relating to Free Repair or Replacements	58	4,583	1.3%	0.6%	0.7%	0.8%
% of FP17s Relating to Continuations	60	4,583	1.3%	1.1%	1.2%	1.2%
% of Patients satisfied with the dentistry they have received	7	8	N/A	92.4%	93.1%	92.8%
% of Patients satisfied with the time they had to wait for an appointment	7	8	N/A	89.1%	88.8%	88.7%

* This is based on patients treated on this contract for their most recent course of treatment. Figures in italics indicate the base number of FP17s or Patient Questionnaire responses are less than 100. N/A is shown where the base number of responses is less than 10 during the period. % is calculated as Quantity/Base number*100

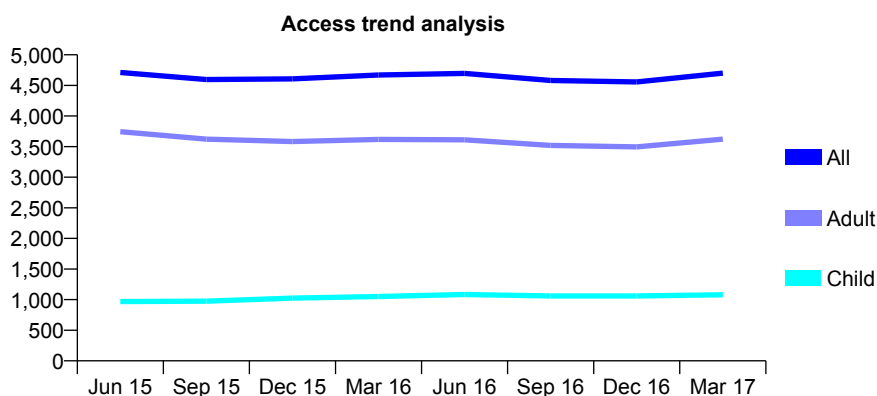
Q68 - Vital Signs At a Glance Contract Report for 101435/0039 - Year end March 2017

Name or company name	IDH Limited
Contract type name	GDS Contract
Purpose of contract	General
Contract start date	01/04/2006
Contract end date	

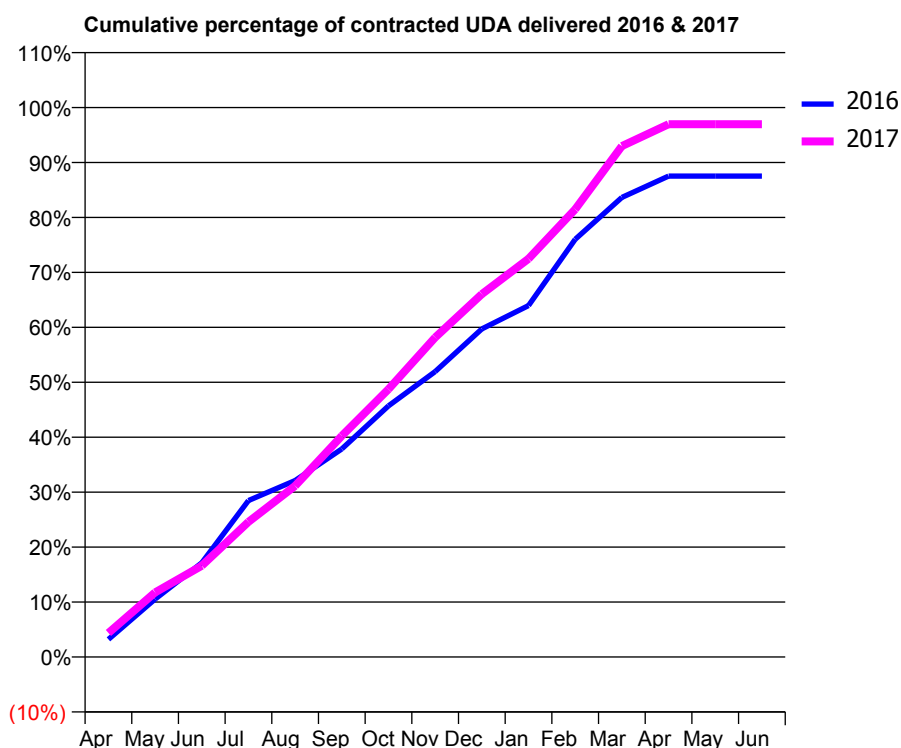
16/17 Contracted general activity (UDA)	15,788
Carry forward general activity (UDA)	0
16/17 Contracted orthodontic activity (UOA)	0
Carry forward orthodontic activity (UOA)	0
Baseline contract value	£445,580.63

ACCESS*

Patients seen in 24 months	Total	Change since previous quarter
Quarter ending March 2016	4,670	
Quarter ending June 2016	4,695	→
Quarter ending September 2016	4,580	↓
Quarter ending December 2016	4,556	→
Quarter ending March 2017	4,701	↑
Variance since March 2016	0.7%	→



ACTIVITY



Adjusted Scheduled Activity (UDA)		
Month	2016	2017
April	509	693
May	1,666	1,855
June	2,706	2,624
July	4,496	3,881
August	5,069	4,918
September	5,978	6,355
October	7,215	7,694
November	8,200	9,181
December	9,426	10,426
January	10,098	11,443
February	12,003	12,865
March	13,204	14,678
April	13,818	15,306
May	13,817	15,308
June	13,817	15,308

QUALITY

	Quantity	Base Number	Contract	AT	Region	England
% of FP17s for the same patient ID Re-attending within 3 months - Children	60	1,324	4.5%	9.8%	11.9%	12.3%
% of FP17s for the same patient ID Re-attending within 3 months - Adults	359	4,016	8.9%	15.9%	16.6%	16.7%
% of FP17s for the same patient ID Re-attending between 3 & 9 months - Children	575	1,324	43.4%	59.0%	60.2%	57.6%
% of FP17s for the same patient ID Re-attending between 3 & 9 months - Adults	1,614	4,016	40.2%	50.5%	51.5%	50.1%
% of FP17s for Band 1 Urgent Courses	221	5,361	4.1%	9.5%	9.5%	9.1%
% of FP17s Relating to Free Repair or Replacements	24	5,361	0.4%	0.6%	0.7%	0.8%
% of FP17s Relating to Continuations	125	5,361	2.3%	1.1%	1.2%	1.2%
% of Patients satisfied with the dentistry they have received	7	7	N/A	92.4%	93.1%	92.8%
% of Patients satisfied with the time they had to wait for an appointment	7	7	N/A	89.1%	88.8%	88.7%

* This is based on patients treated on this contract for their most recent course of treatment. Figures in italics indicate the base number of FP17s or Patient Questionnaire responses are less than 100. N/A is shown where the base number of responses is less than 10 during the period. % is calculated as Quantity/Base number*100

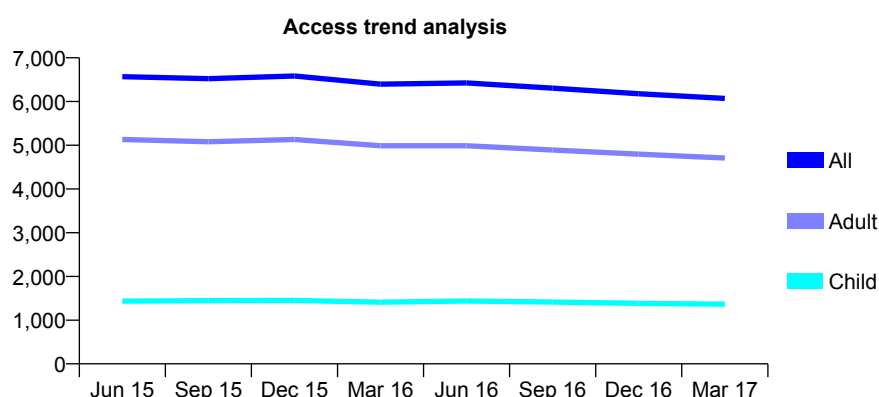
Q68 - Vital Signs At a Glance Contract Report for 101435/0041 - Year end March 2017

Name or company name	IDH Limited
Contract type name	GDS Contract
Purpose of contract	General
Contract start date	01/04/2006
Contract end date	

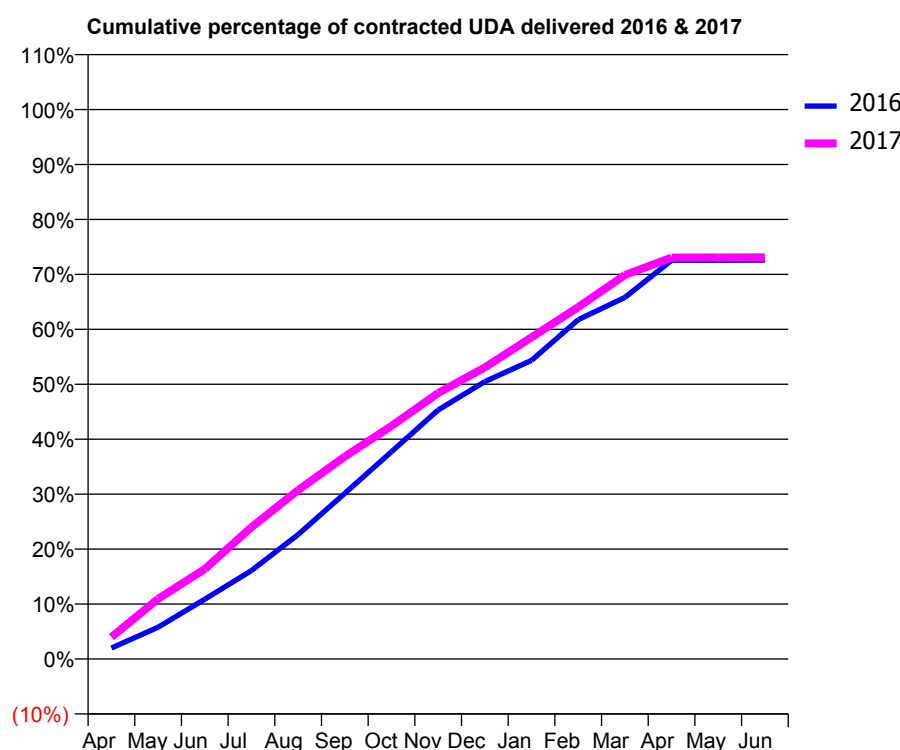
16/17 Contracted general activity (UDA)	22,081
Carry forward general activity (UDA)	0
16/17 Contracted orthodontic activity (UOA)	0
Carry forward orthodontic activity (UOA)	0
Baseline contract value	£703,864.34

ACCESS*

Patients seen in 24 months	Total	Change since previous quarter
Quarter ending March 2016	6,399	
Quarter ending June 2016	6,424	→
Quarter ending September 2016	6,306	↓
Quarter ending December 2016	6,177	↓
Quarter ending March 2017	6,072	↓
Variance since March 2016	(5.1%)	↓



ACTIVITY



Adjusted Scheduled Activity (UDA)		
Month	2016	2017
April	441	882
May	1,280	2,418
June	2,404	3,616
July	3,557	5,295
August	5,005	6,785
September	6,657	8,138
October	8,329	9,365
November	10,008	10,688
December	11,146	11,715
January	11,998	12,927
February	13,632	14,140
March	14,530	15,429
April	16,017	16,131
May	16,026	16,137
June	16,028	16,142

QUALITY

	Quantity	Base Number	Contract	AT	Region	England
% of FP17s for the same patient ID Re-attending within 3 months - Children	141	1,801	7.8%	9.8%	11.9%	12.3%
% of FP17s for the same patient ID Re-attending within 3 months - Adults	947	5,512	17.2%	15.9%	16.6%	16.7%
% of FP17s for the same patient ID Re-attending between 3 & 9 months - Children	816	1,801	45.3%	59.0%	60.2%	57.6%
% of FP17s for the same patient ID Re-attending between 3 & 9 months - Adults	2,059	5,512	37.4%	50.5%	51.5%	50.1%
% of FP17s for Band 1 Urgent Courses	1,309	6,980	18.8%	9.5%	9.5%	9.1%
% of FP17s Relating to Free Repair or Replacements	39	6,980	0.6%	0.6%	0.7%	0.8%
% of FP17s Relating to Continuations	115	6,980	1.6%	1.1%	1.2%	1.2%
% of Patients satisfied with the dentistry they have received	2	3	N/A	92.4%	93.1%	92.8%
% of Patients satisfied with the time they had to wait for an appointment	3	3	N/A	89.1%	88.8%	88.7%

* This is based on patients treated on this contract for their most recent course of treatment. Figures in italics indicate the base number of FP17s or Patient Questionnaire responses are less than 100. N/A is shown where the base number of responses is less than 10 during the period. % is calculated as Quantity/Base number*100

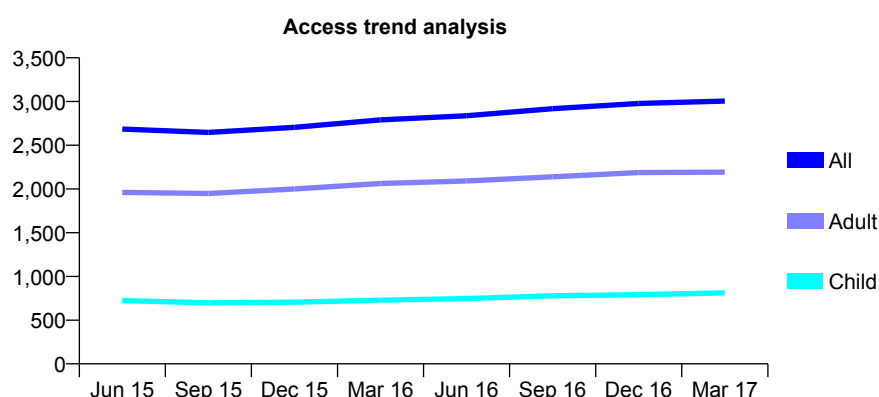
Q68 - Vital Signs At a Glance Contract Report for 101435/0043 - Year end March 2017

Name or company name	IDH Limited
Contract type name	GDS Contract
Purpose of contract	General
Contract start date	01/04/2006
Contract end date	

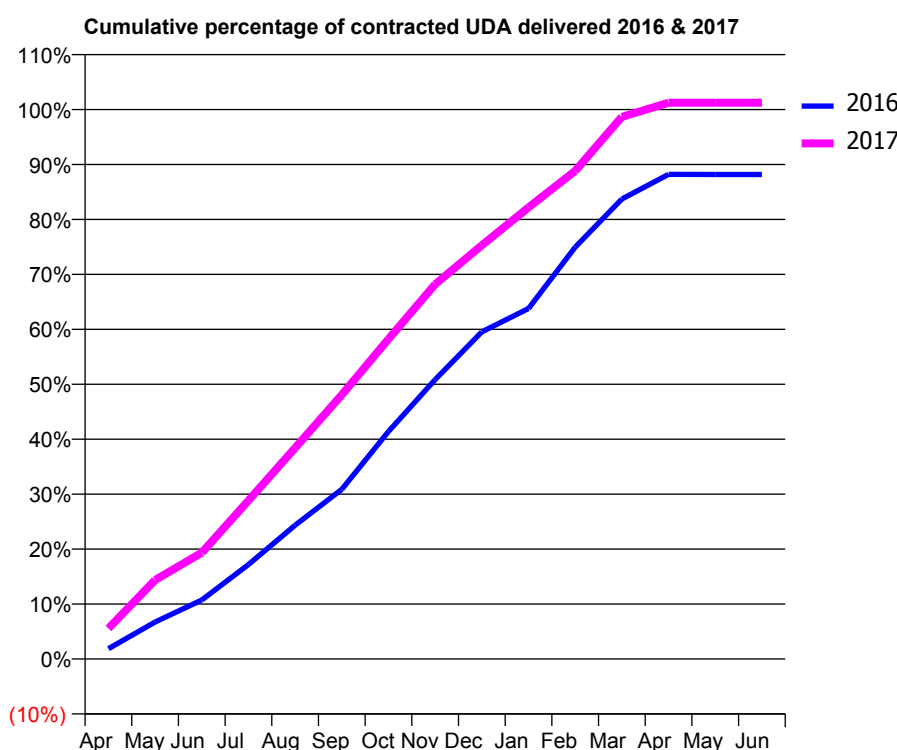
16/17 Contracted general activity (UDA)	9,058
Carry forward general activity (UDA)	0
16/17 Contracted orthodontic activity (UOA)	0
Carry forward orthodontic activity (UOA)	0
Baseline contract value	£210,187.18

ACCESS*

Patients seen in 24 months	Total	Change since previous quarter
Quarter ending March 2016	2,790	
Quarter ending June 2016	2,838	→
Quarter ending September 2016	2,918	↑
Quarter ending December 2016	2,978	↑
Quarter ending March 2017	3,005	→
Variance since March 2016	7.7%	↑



ACTIVITY



Adjusted Scheduled Activity (UDA)		
Month	2016	2017
April	171	505
May	609	1,303
June	973	1,753
July	1,558	2,613
August	2,207	3,481
September	2,798	4,355
October	3,750	5,274
November	4,606	6,177
December	5,393	6,819
January	5,778	7,443
February	6,788	8,046
March	7,582	8,936
April	7,989	9,170
May	7,987	9,170
June	7,987	9,170

QUALITY

	Quantity	Base Number	Contract	AT	Region	England
% of FP17s for the same patient ID Re-attending within 3 months - Children	48	942	5.1%	9.8%	11.9%	12.3%
% of FP17s for the same patient ID Re-attending within 3 months - Adults	339	2,469	13.7%	15.9%	16.6%	16.7%
% of FP17s for the same patient ID Re-attending between 3 & 9 months - Children	423	942	44.9%	59.0%	60.2%	57.6%
% of FP17s for the same patient ID Re-attending between 3 & 9 months - Adults	988	2,469	40.0%	50.5%	51.5%	50.1%
% of FP17s for Band 1 Urgent Courses	242	3,399	7.1%	9.5%	9.5%	9.1%
% of FP17s Relating to Free Repair or Replacements	24	3,399	0.7%	0.6%	0.7%	0.8%
% of FP17s Relating to Continuations	67	3,399	2.0%	1.1%	1.2%	1.2%
% of Patients satisfied with the dentistry they have received	7	7	N/A	92.4%	93.1%	92.8%
% of Patients satisfied with the time they had to wait for an appointment	7	7	N/A	89.1%	88.8%	88.7%

* This is based on patients treated on this contract for their most recent course of treatment. Figures in italics indicate the base number of FP17s or Patient Questionnaire responses are less than 100. N/A is shown where the base number of responses is less than 10 during the period. % is calculated as Quantity/Base number*100

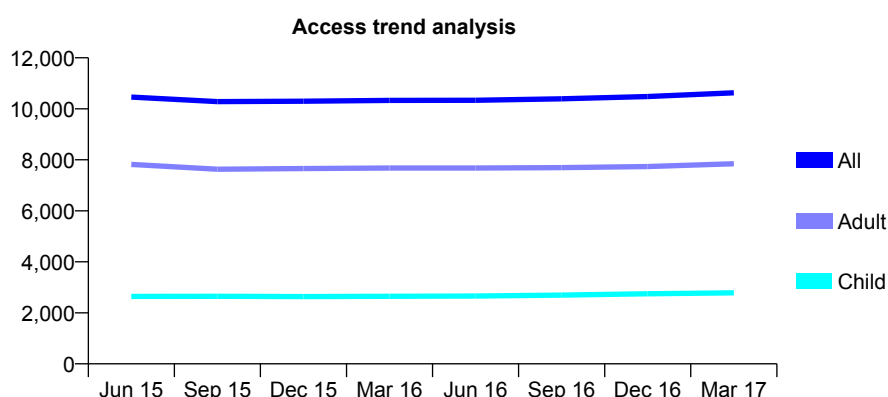
Q68 - Vital Signs At a Glance Contract Report for 101435/0044 - Year end March 2017

Name or company name	IDH Limited
Contract type name	GDS Contract
Purpose of contract	General
Contract start date	15/05/2006
Contract end date	

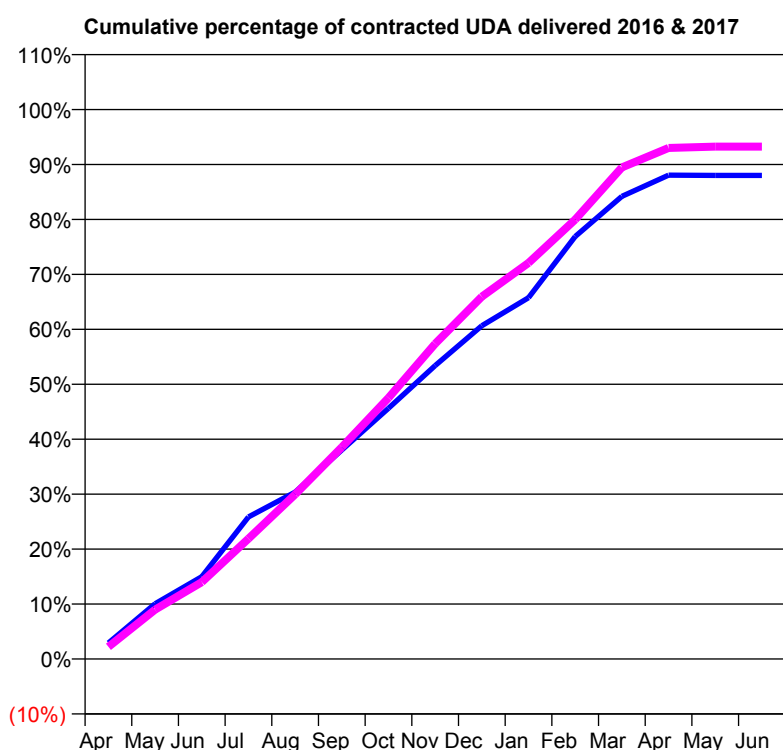
16/17 Contracted general activity (UDA)	28,158
Carry forward general activity (UDA)	0
16/17 Contracted orthodontic activity (UOA)	0
Carry forward orthodontic activity (UOA)	0
Baseline contract value	£790,543.52

ACCESS*

Patients seen in 24 months	Total	Change since previous quarter
Quarter ending March 2016	10,327	
Quarter ending June 2016	10,336	→
Quarter ending September 2016	10,393	→
Quarter ending December 2016	10,483	→
Quarter ending March 2017	10,626	→
Variance since March 2016	2.9%	↑



ACTIVITY



Month	Adjusted Scheduled Activity (UDA)	
	2016	2017
April	826	624
May	2,830	2,530
June	4,218	3,941
July	7,282	6,169
August	8,552	8,437
September	10,713	10,856
October	12,848	13,382
November	15,035	16,159
December	17,077	18,569
January	18,514	20,296
February	21,652	22,517
March	23,710	25,190
April	24,796	26,184
May	24,782	26,255
June	24,777	26,258

QUALITY

	Quantity	Base Number	Contract	AT	Region	England
% of FP17s for the same patient ID Re-attending within 3 months - Children	92	3,624	2.5%	9.8%	11.9%	12.3%
% of FP17s for the same patient ID Re-attending within 3 months - Adults	527	8,937	5.9%	15.9%	16.6%	16.7%
% of FP17s for the same patient ID Re-attending between 3 & 9 months - Children	2,084	3,624	57.5%	59.0%	60.2%	57.6%
% of FP17s for the same patient ID Re-attending between 3 & 9 months - Adults	4,691	8,937	52.5%	50.5%	51.5%	50.1%
% of FP17s for Band 1 Urgent Courses	638	12,580	5.1%	9.5%	9.5%	9.1%
% of FP17s Relating to Free Repair or Replacements	37	12,580	0.3%	0.6%	0.7%	0.8%
% of FP17s Relating to Continuations	34	12,580	0.3%	1.1%	1.2%	1.2%
% of Patients satisfied with the dentistry they have received	13	13	100.0%	92.4%	93.1%	92.8%
% of Patients satisfied with the time they had to wait for an appointment	12	13	92.3%	89.1%	88.8%	88.7%

* This is based on patients treated on this contract for their most recent course of treatment. Figures in italics indicate the base number of FP17s or Patient Questionnaire responses are less than 100. N/A is shown where the base number of responses is less than 10 during the period. % is calculated as Quantity/Base number*100

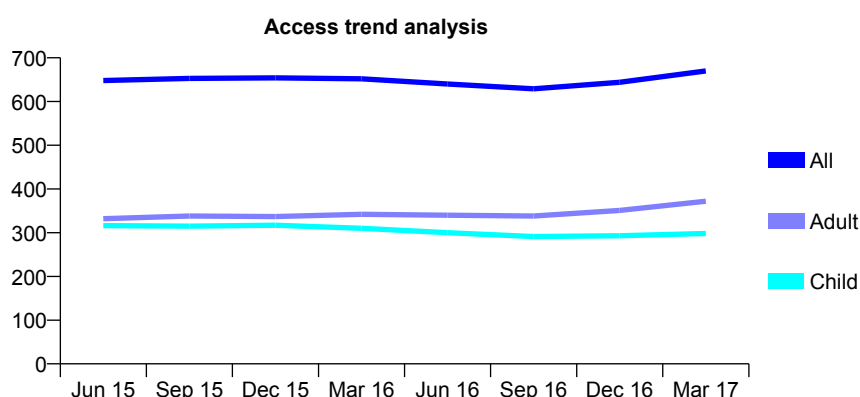
Q68 - Vital Signs At a Glance Contract Report for 102091/0001 - Year end March 2017

Name or company name	Gresham Dental Practice Limited
Contract type name	GDS Contract
Purpose of contract	General
Contract start date	01/10/2011
Contract end date	

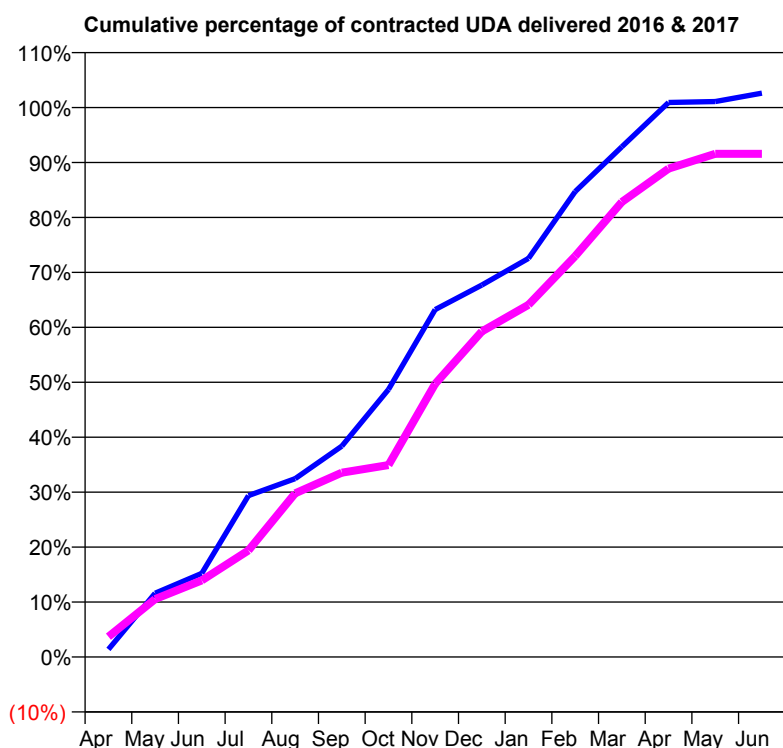
16/17 Contracted general activity (UDA)	1,300
Carry forward general activity (UDA)	-26
16/17 Contracted orthodontic activity (UOA)	0
Carry forward orthodontic activity (UOA)	0
Baseline contract value	£28,605.97

ACCESS*

Patients seen in 24 months	Total	Change since previous quarter
Quarter ending March 2016	652	
Quarter ending June 2016	640	↓
Quarter ending September 2016	629	↓
Quarter ending December 2016	644	↑
Quarter ending March 2017	670	↑
Variance since March 2016	2.8%	↑



ACTIVITY



Adjusted Scheduled Activity (UDA)		
Month	2016	2017
April	18	48
May	151	137
June	198	181
July	382	252
August	422	387
September	499	436
October	633	454
November	822	646
December	880	770
January	943	833
February	1,101	948
March	1,207	1,076
April	1,312	1,155
May	1,314	1,190
June	1,334	1,190

QUALITY

	Quantity	Base Number	Contract	AT	Region	England
% of FP17s for the same patient ID Re-attending within 3 months - Children	9	307	2.9%	9.8%	11.9%	12.3%
% of FP17s for the same patient ID Re-attending within 3 months - Adults	31	352	8.8%	15.9%	16.6%	16.7%
% of FP17s for the same patient ID Re-attending between 3 & 9 months - Children	123	307	40.1%	59.0%	60.2%	57.6%
% of FP17s for the same patient ID Re-attending between 3 & 9 months - Adults	154	352	43.8%	50.5%	51.5%	50.1%
% of FP17s for Band 1 Urgent Courses	2	653	0.3%	9.5%	9.5%	9.1%
% of FP17s Relating to Free Repair or Replacements	0	653	0.0%	0.6%	0.7%	0.8%
% of FP17s Relating to Continuations	0	653	0.0%	1.1%	1.2%	1.2%
% of Patients satisfied with the dentistry they have received	1	1	N/A	92.4%	93.1%	92.8%
% of Patients satisfied with the time they had to wait for an appointment	1	1	N/A	89.1%	88.8%	88.7%

* This is based on patients treated on this contract for their most recent course of treatment. Figures in italics indicate the base number of FP17s or Patient Questionnaire responses are less than 100. N/A is shown where the base number of responses is less than 10 during the period. % is calculated as Quantity/Base number*100

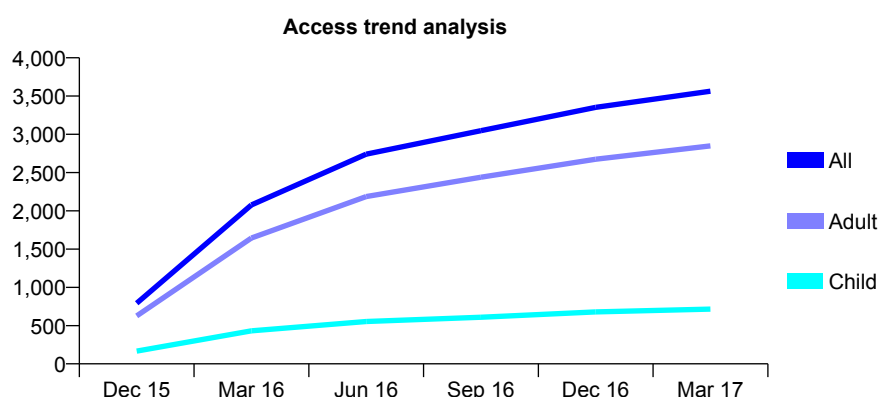
Q68 - Vital Signs At a Glance Contract Report for 102326/0001 - Year end March 2017

Name or company name	Walberton Dental Practice
Contract type name	GDS Contract
Purpose of contract	General
Contract start date	15/10/2015
Contract end date	

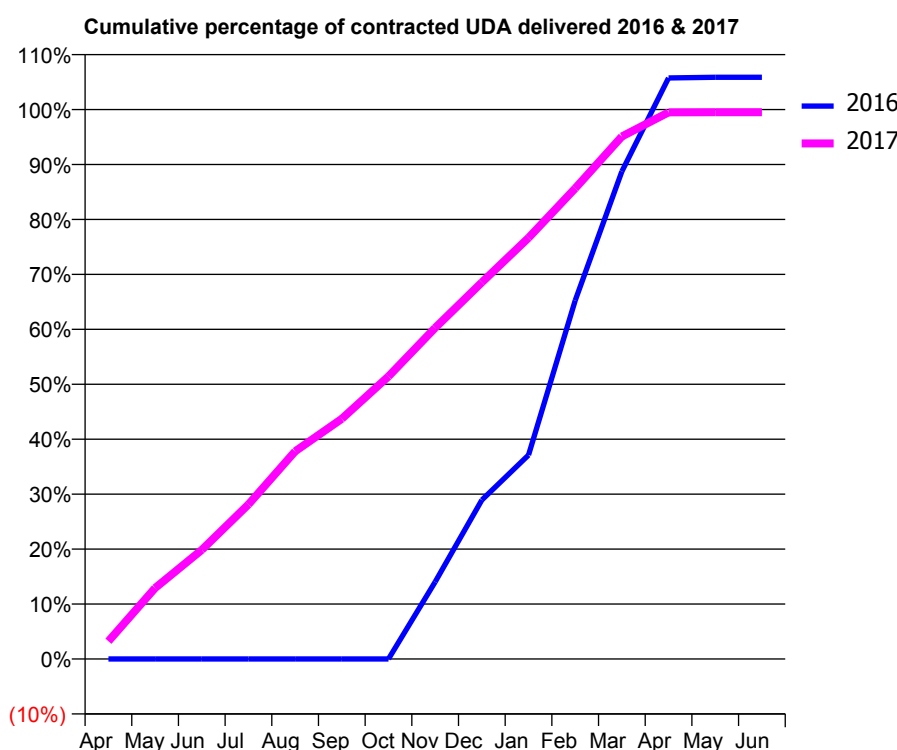
16/17 Contracted general activity (UDA)	14,566
Carry forward general activity (UDA)	0
16/17 Contracted orthodontic activity (UOA)	0
Carry forward orthodontic activity (UOA)	0
Baseline contract value	£308,085.91

ACCESS*

Patients seen in 24 months	Total	Change since previous quarter
Quarter ending March 2016	2,076	
Quarter ending June 2016	2,741	↑
Quarter ending September 2016	3,048	↑
Quarter ending December 2016	3,352	↑
Quarter ending March 2017	3,564	↑
Variance since March 2016	71.7%	↑



ACTIVITY



Adjusted Scheduled Activity (UDA)		
Month	2016	2017
April	0	474
May	0	1,884
June	0	2,893
July	0	4,099
August	0	5,504
September	0	6,367
October	0	7,494
November	941	8,778
December	1,940	9,985
January	2,489	11,165
February	4,375	12,477
March	5,950	13,850
April	7,090	14,490
May	7,098	14,495
June	7,098	14,495

QUALITY

	Quantity	Base Number	Contract	AT	Region	England
% of FP17s for the same patient ID Re-attending within 3 months - Children	103	1,158	8.9%	9.8%	11.9%	12.3%
% of FP17s for the same patient ID Re-attending within 3 months - Adults	924	4,860	19.0%	15.9%	16.6%	16.7%
% of FP17s for the same patient ID Re-attending between 3 & 9 months - Children	551	1,158	47.6%	59.0%	60.2%	57.6%
% of FP17s for the same patient ID Re-attending between 3 & 9 months - Adults	2,168	4,860	44.6%	50.5%	51.5%	50.1%
% of FP17s for Band 1 Urgent Courses	680	5,791	11.7%	9.5%	9.5%	9.1%
% of FP17s Relating to Free Repair or Replacements	25	5,791	0.4%	0.6%	0.7%	0.8%
% of FP17s Relating to Continuations	67	5,791	1.2%	1.1%	1.2%	1.2%
% of Patients satisfied with the dentistry they have received	11	11	100.0%	92.4%	93.1%	92.8%
% of Patients satisfied with the time they had to wait for an appointment	11	11	100.0%	89.1%	88.8%	88.7%

* This is based on patients treated on this contract for their most recent course of treatment. Figures in italics indicate the base number of FP17s or Patient Questionnaire responses are less than 100. N/A is shown where the base number of responses is less than 10 during the period. % is calculated as Quantity/Base number*100

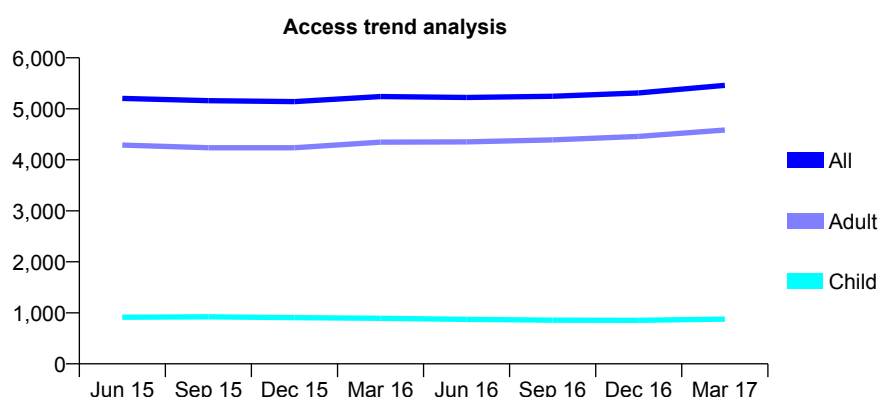
Q68 - Vital Signs At a Glance Contract Report for 102474/0001 - Year end March 2017

Name or company name	Elizabeth Horn
Contract type name	GDS Contract
Purpose of contract	General
Contract start date	01/09/2012
Contract end date	

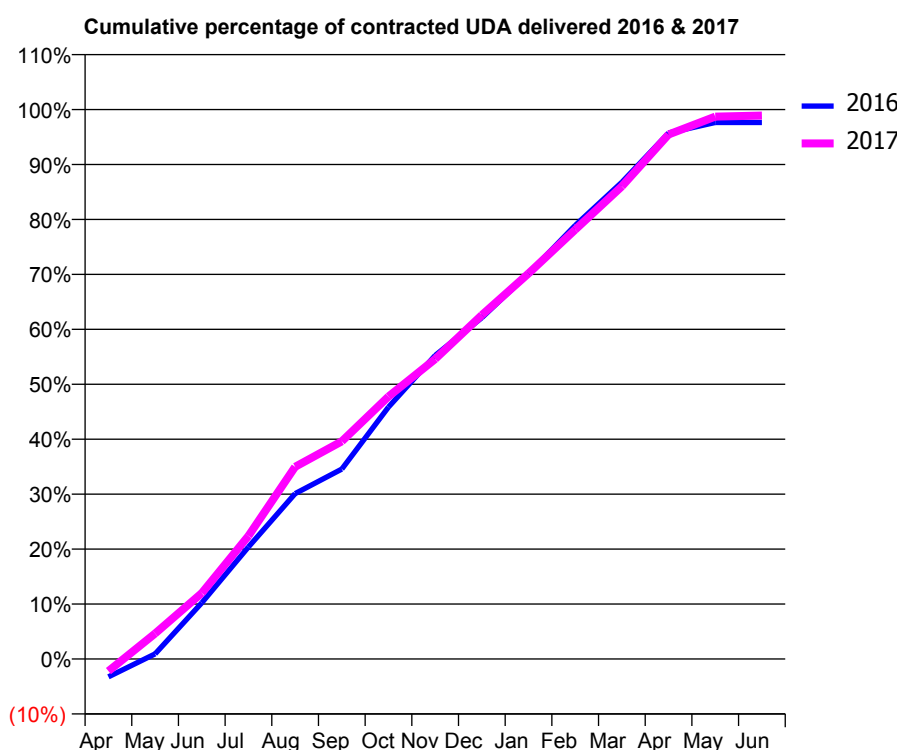
16/17 Contracted general activity (UDA)	16,133
Carry forward general activity (UDA)	380
16/17 Contracted orthodontic activity (UOA)	0
Carry forward orthodontic activity (UOA)	0
Baseline contract value	£489,352.96

ACCESS*

Patients seen in 24 months	Total	Change since previous quarter
Quarter ending March 2016	5,240	
Quarter ending June 2016	5,222	→
Quarter ending September 2016	5,246	→
Quarter ending December 2016	5,312	→
Quarter ending March 2017	5,461	↑
Variance since March 2016	4.2%	↑



ACTIVITY



Adjusted Scheduled Activity (UDA)		
Month	2016	2017
April	-525	-358
May	150	748
June	1,648	1,935
July	3,290	3,615
August	4,855	5,645
September	5,577	6,391
October	7,397	7,706
November	8,912	8,805
December	10,021	10,098
January	11,316	11,319
February	12,729	12,606
March	13,996	13,878
April	15,442	15,400
May	15,752	15,925
June	15,753	15,957

QUALITY

	Quantity	Base Number	Contract	AT	Region	England
% of FP17s for the same patient ID Re-attending within 3 months - Children	58	973	6.0%	9.8%	11.9%	12.3%
% of FP17s for the same patient ID Re-attending within 3 months - Adults	841	5,315	15.8%	15.9%	16.6%	16.7%
% of FP17s for the same patient ID Re-attending between 3 & 9 months - Children	271	973	27.9%	59.0%	60.2%	57.6%
% of FP17s for the same patient ID Re-attending between 3 & 9 months - Adults	2,301	5,315	43.3%	50.5%	51.5%	50.1%
% of FP17s for Band 1 Urgent Courses	333	6,384	5.2%	9.5%	9.5%	9.1%
% of FP17s Relating to Free Repair or Replacements	81	6,384	1.3%	0.6%	0.7%	0.8%
% of FP17s Relating to Continuations	244	6,384	3.8%	1.1%	1.2%	1.2%
% of Patients satisfied with the dentistry they have received	3	4	N/A	92.4%	93.1%	92.8%
% of Patients satisfied with the time they had to wait for an appointment	4	4	N/A	89.1%	88.8%	88.7%

* This is based on patients treated on this contract for their most recent course of treatment. Figures in italics indicate the base number of FP17s or Patient Questionnaire responses are less than 100. N/A is shown where the base number of responses is less than 10 during the period. % is calculated as Quantity/Base number*100

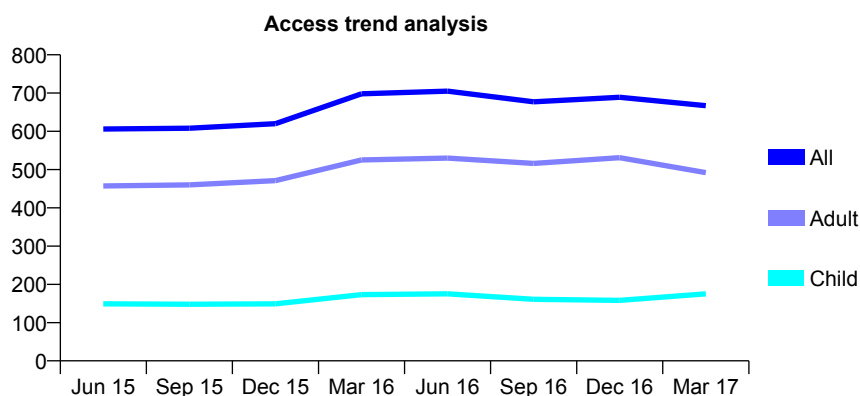
Q68 - Vital Signs At a Glance Contract Report for 102822/0001 - Year end March 2017

Name or company name	Mr A Mankoui and Mr F Nosrati Rad
Contract type name	GDS Contract
Purpose of contract	General
Contract start date	01/02/2014
Contract end date	

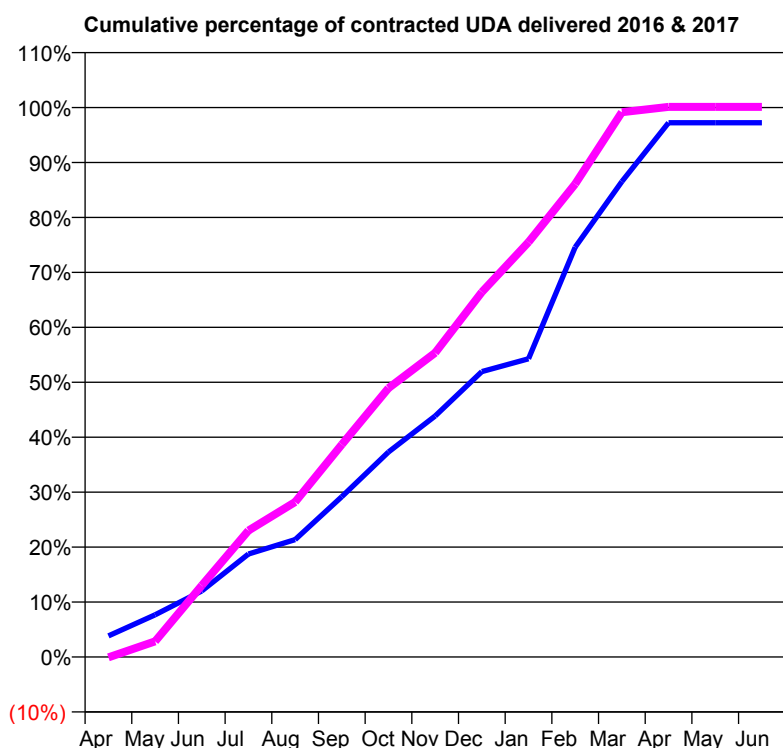
16/17 Contracted general activity (UDA)	1,567
Carry forward general activity (UDA)	43
16/17 Contracted orthodontic activity (UOA)	0
Carry forward orthodontic activity (UOA)	0
Baseline contract value	£42,887.20

ACCESS*

Patients seen in 24 months	Total	Change since previous quarter
Quarter ending March 2016	698	
Quarter ending June 2016	705	→
Quarter ending September 2016	677	↓
Quarter ending December 2016	689	→
Quarter ending March 2017	667	↓
Variance since March 2016	(4.4%)	↓



ACTIVITY



Adjusted Scheduled Activity (UDA)		
Month	2016	2017
April	60	-1
May	120	45
June	189	204
July	294	361
August	335	442
September	457	606
October	585	767
November	687	868
December	814	1,040
January	850	1,183
February	1,169	1,349
March	1,356	1,553
April	1,524	1,569
May	1,524	1,569
June	1,524	1,569

QUALITY

	Quantity	Base Number	Contract	AT	Region	England
% of FP17s for the same patient ID Re-attending within 3 months - Children	8	250	3.2%	9.8%	11.9%	12.3%
% of FP17s for the same patient ID Re-attending within 3 months - Adults	54	633	8.5%	15.9%	16.6%	16.7%
% of FP17s for the same patient ID Re-attending between 3 & 9 months - Children	116	250	46.4%	59.0%	60.2%	57.6%
% of FP17s for the same patient ID Re-attending between 3 & 9 months - Adults	317	633	50.1%	50.5%	51.5%	50.1%
% of FP17s for Band 1 Urgent Courses	82	832	9.9%	9.5%	9.5%	9.1%
% of FP17s Relating to Free Repair or Replacements	0	832	0.0%	0.6%	0.7%	0.8%
% of FP17s Relating to Continuations	0	832	0.0%	1.1%	1.2%	1.2%
% of Patients satisfied with the dentistry they have received	0	1	N/A	92.4%	93.1%	92.8%
% of Patients satisfied with the time they had to wait for an appointment	1	1	N/A	89.1%	88.8%	88.7%

* This is based on patients treated on this contract for their most recent course of treatment. Figures in italics indicate the base number of FP17s or Patient Questionnaire responses are less than 100. N/A is shown where the base number of responses is less than 10 during the period. % is calculated as Quantity/Base number*100

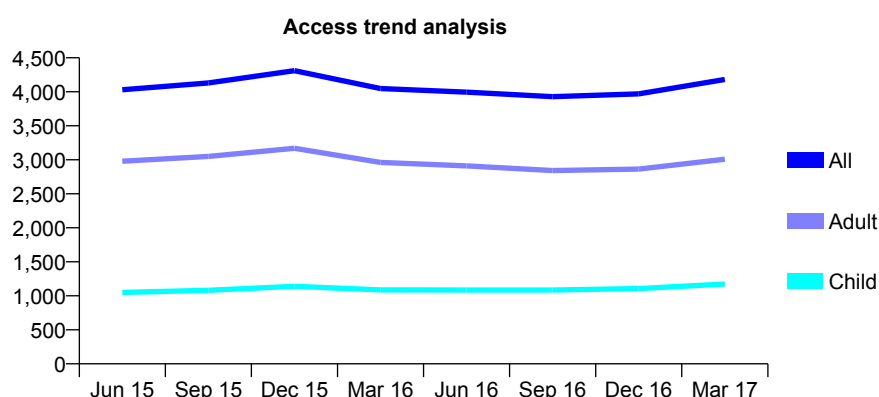
Q68 - Vital Signs At a Glance Contract Report for 103985/0001 - Year end March 2017

Name or company name	Northgate Dental Care Ltd
Contract type name	GDS Contract
Purpose of contract	General
Contract start date	01/11/2007
Contract end date	

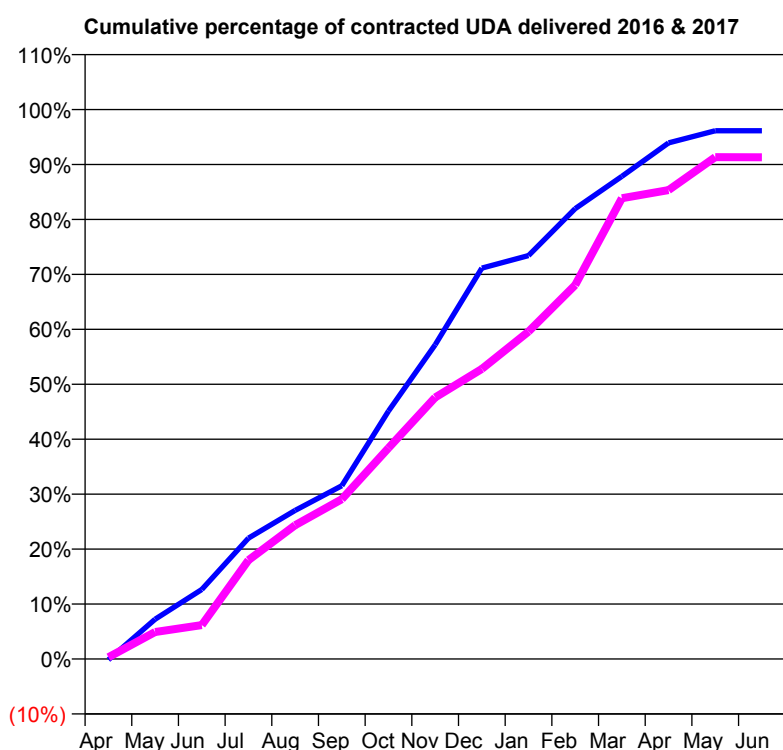
16/17 Contracted general activity (UDA)	11,756
Carry forward general activity (UDA)	455
16/17 Contracted orthodontic activity (UOA)	0
Carry forward orthodontic activity (UOA)	0
Baseline contract value	£303,919.10

ACCESS*

Patients seen in 24 months	Total	Change since previous quarter
Quarter ending March 2016	4,049	
Quarter ending June 2016	3,995	↓
Quarter ending September 2016	3,929	↓
Quarter ending December 2016	3,970	→
Quarter ending March 2017	4,182	↑
Variance since March 2016	3.3%	↑



ACTIVITY



Adjusted Scheduled Activity (UDA)		
Month	2016	2017
April	-18	40
May	852	579
June	1,488	726
July	2,587	2,116
August	3,179	2,863
September	3,707	3,420
October	5,303	4,514
November	6,724	5,597
December	8,363	6,206
January	8,630	7,005
February	9,636	8,000
March	10,325	9,859
April	11,042	10,031
May	11,301	10,736
June	11,301	10,735

QUALITY

	Quantity	Base Number	Contract	AT	Region	England
% of FP17s for the same patient ID Re-attending within 3 months - Children	123	1,475	8.3%	9.8%	11.9%	12.3%
% of FP17s for the same patient ID Re-attending within 3 months - Adults	516	3,391	15.2%	15.9%	16.6%	16.7%
% of FP17s for the same patient ID Re-attending between 3 & 9 months - Children	581	1,475	39.4%	59.0%	60.2%	57.6%
% of FP17s for the same patient ID Re-attending between 3 & 9 months - Adults	1,092	3,391	32.2%	50.5%	51.5%	50.1%
% of FP17s for Band 1 Urgent Courses	648	4,736	13.7%	9.5%	9.5%	9.1%
% of FP17s Relating to Free Repair or Replacements	29	4,736	0.6%	0.6%	0.7%	0.8%
% of FP17s Relating to Continuations	116	4,736	2.4%	1.1%	1.2%	1.2%
% of Patients satisfied with the dentistry they have received	5	5	N/A	92.4%	93.1%	92.8%
% of Patients satisfied with the time they had to wait for an appointment	4	5	N/A	89.1%	88.8%	88.7%

* This is based on patients treated on this contract for their most recent course of treatment. Figures in italics indicate the base number of FP17s or Patient Questionnaire responses are less than 100. N/A is shown where the base number of responses is less than 10 during the period. % is calculated as Quantity/Base number*100

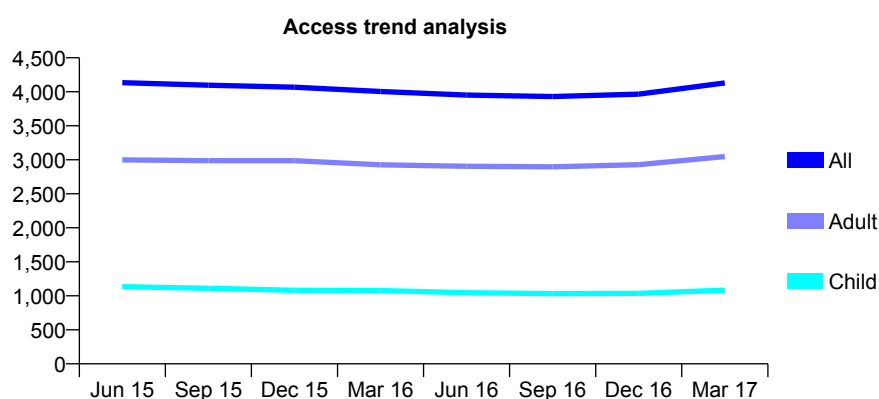
Q68 - Vital Signs At a Glance Contract Report for 104051/0001 - Year end March 2017

Name or company name	Mermaid Dental Care Limited
Contract type name	GDS Contract
Purpose of contract	General
Contract start date	01/11/2010
Contract end date	

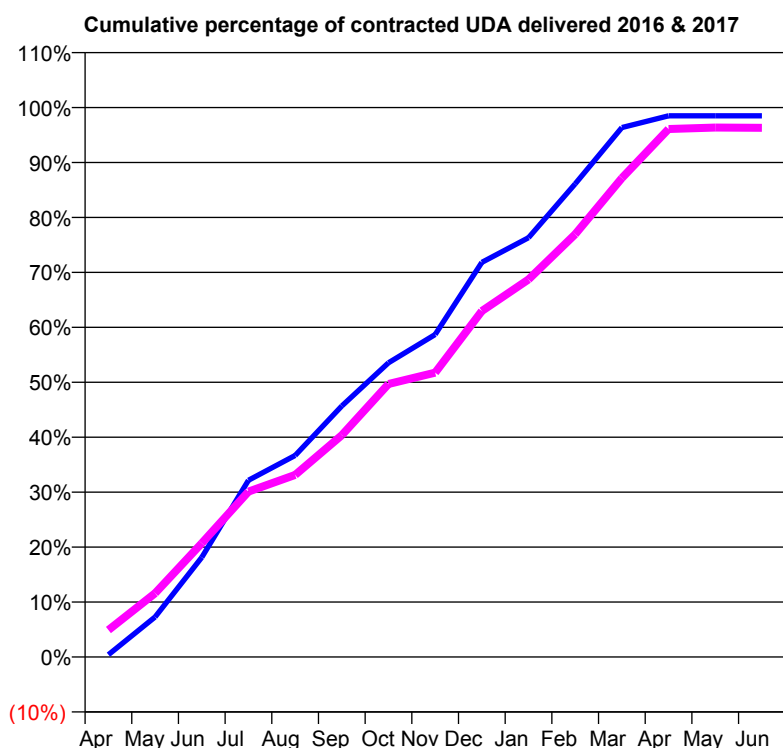
16/17 Contracted general activity (UDA)	13,475
Carry forward general activity (UDA)	59
16/17 Contracted orthodontic activity (UOA)	0
Carry forward orthodontic activity (UOA)	0
Baseline contract value	£444,914.88

ACCESS*

Patients seen in 24 months	Total	Change since previous quarter
Quarter ending March 2016	4,004	
Quarter ending June 2016	3,951	↓
Quarter ending September 2016	3,930	→
Quarter ending December 2016	3,965	→
Quarter ending March 2017	4,131	↑
Variance since March 2016	3.2%	↑



ACTIVITY



Adjusted Scheduled Activity (UDA)		
Month	2016	2017
April	57	662
May	984	1,564
June	2,446	2,790
July	4,333	4,057
August	4,941	4,465
September	6,154	5,439
October	7,214	6,694
November	7,909	6,973
December	9,678	8,484
January	10,283	9,260
February	11,604	10,367
March	12,984	11,743
April	13,271	12,948
May	13,271	12,984
June	13,271	12,975

QUALITY

	Quantity	Base Number	Contract	AT	Region	England
% of FP17s for the same patient ID Re-attending within 3 months - Children	89	1,355	6.6%	9.8%	11.9%	12.3%
% of FP17s for the same patient ID Re-attending within 3 months - Adults	543	3,452	15.7%	15.9%	16.6%	16.7%
% of FP17s for the same patient ID Re-attending between 3 & 9 months - Children	618	1,355	45.6%	59.0%	60.2%	57.6%
% of FP17s for the same patient ID Re-attending between 3 & 9 months - Adults	1,163	3,452	33.7%	50.5%	51.5%	50.1%
% of FP17s for Band 1 Urgent Courses	446	5,000	8.9%	9.5%	9.5%	9.1%
% of FP17s Relating to Free Repair or Replacements	38	5,000	0.8%	0.6%	0.7%	0.8%
% of FP17s Relating to Continuations	131	5,000	2.6%	1.1%	1.2%	1.2%
% of Patients satisfied with the dentistry they have received	3	4	N/A	92.4%	93.1%	92.8%
% of Patients satisfied with the time they had to wait for an appointment	4	4	N/A	89.1%	88.8%	88.7%

* This is based on patients treated on this contract for their most recent course of treatment. Figures in italics indicate the base number of FP17s or Patient Questionnaire responses are less than 100. N/A is shown where the base number of responses is less than 10 during the period. % is calculated as Quantity/Base number*100

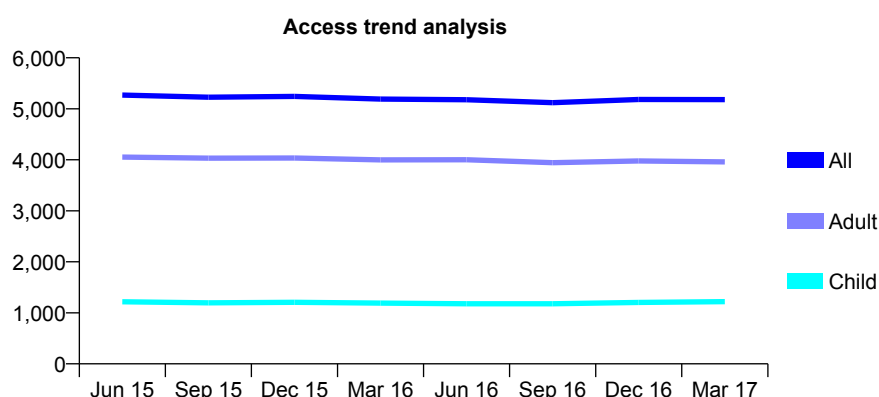
Q68 - Vital Signs At a Glance Contract Report for 104051/0002 - Year end March 2017

Name or company name	Mermaid Dental Care Limited
Contract type name	GDS Contract
Purpose of contract	General
Contract start date	01/11/2010
Contract end date	

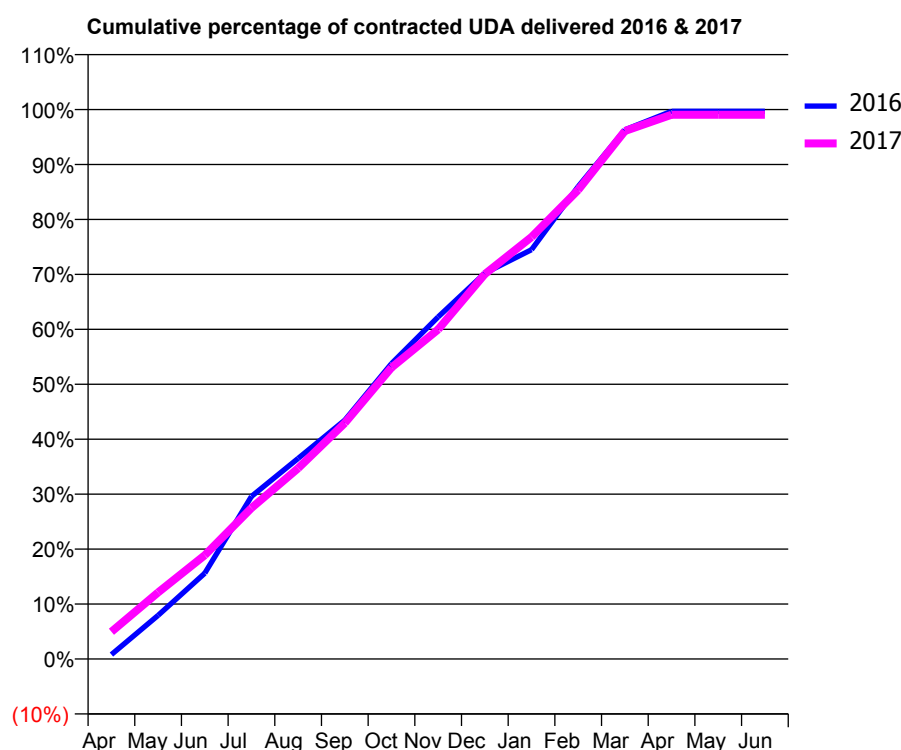
16/17 Contracted general activity (UDA)	17,855
Carry forward general activity (UDA)	58
16/17 Contracted orthodontic activity (UOA)	0
Carry forward orthodontic activity (UOA)	0
Baseline contract value	£477,065.54

ACCESS*

Patients seen in 24 months	Total	Change since previous quarter
Quarter ending March 2016	5,190	
Quarter ending June 2016	5,179	→
Quarter ending September 2016	5,121	↓
Quarter ending December 2016	5,182	→
Quarter ending March 2017	5,180	→
Variance since March 2016	(0.2%)	→



ACTIVITY



Adjusted Scheduled Activity (UDA)		
Month	2016	2017
April	147	885
May	1,418	2,166
June	2,786	3,373
July	5,282	4,905
August	6,519	6,197
September	7,764	7,666
October	9,600	9,470
November	11,116	10,708
December	12,537	12,509
January	13,300	13,710
February	15,352	15,239
March	17,196	17,158
April	17,797	17,686
May	17,797	17,686
June	17,797	17,686

QUALITY

	Quantity	Base Number	Contract	AT	Region	England
% of FP17s for the same patient ID Re-attending within 3 months - Children	81	1,695	4.8%	9.8%	11.9%	12.3%
% of FP17s for the same patient ID Re-attending within 3 months - Adults	556	4,696	11.8%	15.9%	16.6%	16.7%
% of FP17s for the same patient ID Re-attending between 3 & 9 months - Children	907	1,695	53.5%	59.0%	60.2%	57.6%
% of FP17s for the same patient ID Re-attending between 3 & 9 months - Adults	1,681	4,696	35.8%	50.5%	51.5%	50.1%
% of FP17s for Band 1 Urgent Courses	495	6,364	7.8%	9.5%	9.5%	9.1%
% of FP17s Relating to Free Repair or Replacements	28	6,364	0.4%	0.6%	0.7%	0.8%
% of FP17s Relating to Continuations	129	6,364	2.0%	1.1%	1.2%	1.2%
% of Patients satisfied with the dentistry they have received	10	10	100.0%	92.4%	93.1%	92.8%
% of Patients satisfied with the time they had to wait for an appointment	9	10	90.0%	89.1%	88.8%	88.7%

* This is based on patients treated on this contract for their most recent course of treatment. Figures in italics indicate the base number of FP17s or Patient Questionnaire responses are less than 100. N/A is shown where the base number of responses is less than 10 during the period. % is calculated as Quantity/Base number*100

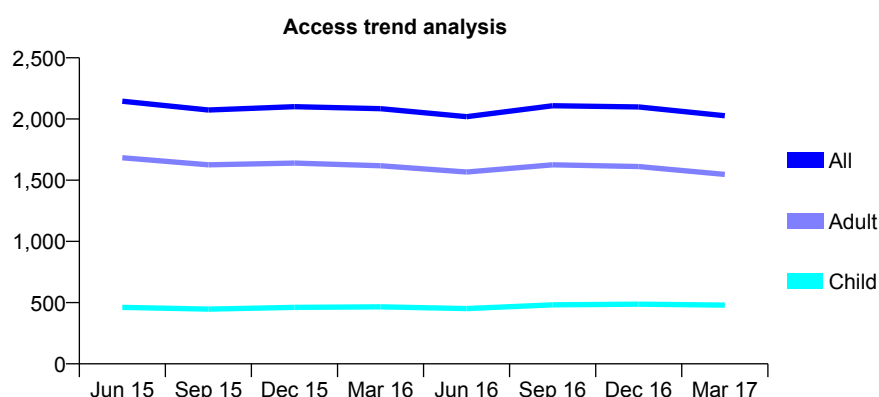
Q68 - Vital Signs At a Glance Contract Report for 104833/0001 - Year end March 2017

Name or company name	J F Royle and R N Chadha
Contract type name	GDS Contract
Purpose of contract	General
Contract start date	07/12/2009
Contract end date	

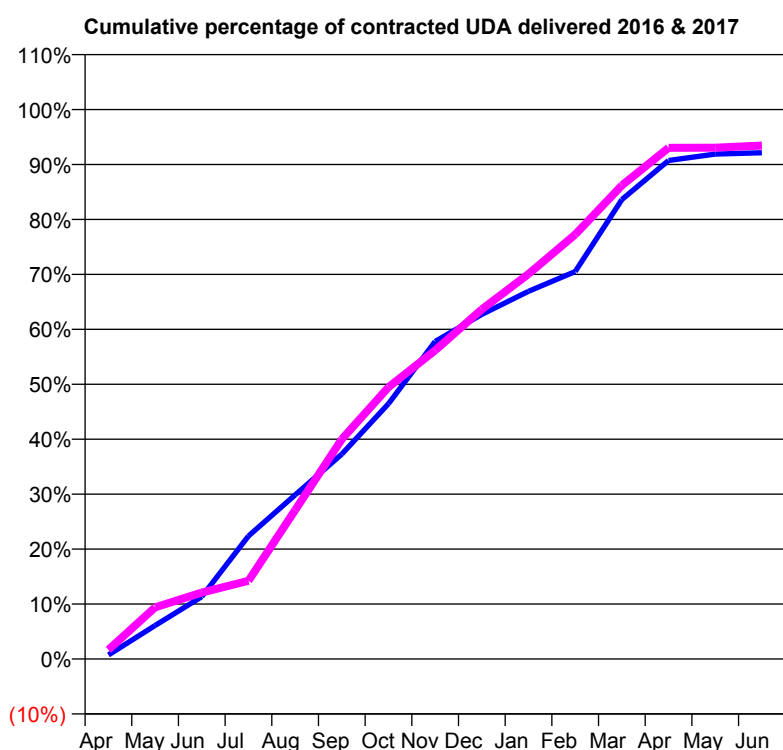
16/17 Contracted general activity (UDA)	5,400
Carry forward general activity (UDA)	0
16/17 Contracted orthodontic activity (UOA)	0
Carry forward orthodontic activity (UOA)	0
Baseline contract value	£135,573.85

ACCESS*

Patients seen in 24 months	Total	Change since previous quarter
Quarter ending March 2016	2,084	
Quarter ending June 2016	2,019	↓
Quarter ending September 2016	2,108	↑
Quarter ending December 2016	2,099	→
Quarter ending March 2017	2,027	↓
Variance since March 2016	(2.7%)	↓



ACTIVITY



Adjusted Scheduled Activity (UDA)		
Month	2016	2017
April	40	91
May	329	508
June	613	653
July	1,209	769
August	1,612	1,463
September	2,013	2,160
October	2,509	2,672
November	3,121	3,033
December	3,386	3,437
January	3,613	3,784
February	3,808	4,172
March	4,514	4,654
April	4,899	5,023
May	4,961	5,025
June	4,974	5,046

QUALITY

	Quantity	Base Number	Contract	AT	Region	England
% of FP17s for the same patient ID Re-attending within 3 months - Children	41	598	6.9%	9.8%	11.9%	12.3%
% of FP17s for the same patient ID Re-attending within 3 months - Adults	262	1,738	15.1%	15.9%	16.6%	16.7%
% of FP17s for the same patient ID Re-attending between 3 & 9 months - Children	231	598	38.6%	59.0%	60.2%	57.6%
% of FP17s for the same patient ID Re-attending between 3 & 9 months - Adults	582	1,738	33.5%	50.5%	51.5%	50.1%
% of FP17s for Band 1 Urgent Courses	366	2,290	16.0%	9.5%	9.5%	9.1%
% of FP17s Relating to Free Repair or Replacements	14	2,290	0.6%	0.6%	0.7%	0.8%
% of FP17s Relating to Continuations	6	2,290	0.3%	1.1%	1.2%	1.2%
% of Patients satisfied with the dentistry they have received	3	3	N/A	92.4%	93.1%	92.8%
% of Patients satisfied with the time they had to wait for an appointment	3	3	N/A	89.1%	88.8%	88.7%

* This is based on patients treated on this contract for their most recent course of treatment. Figures in italics indicate the base number of FP17s or Patient Questionnaire responses are less than 100. N/A is shown where the base number of responses is less than 10 during the period. % is calculated as Quantity/Base number*100

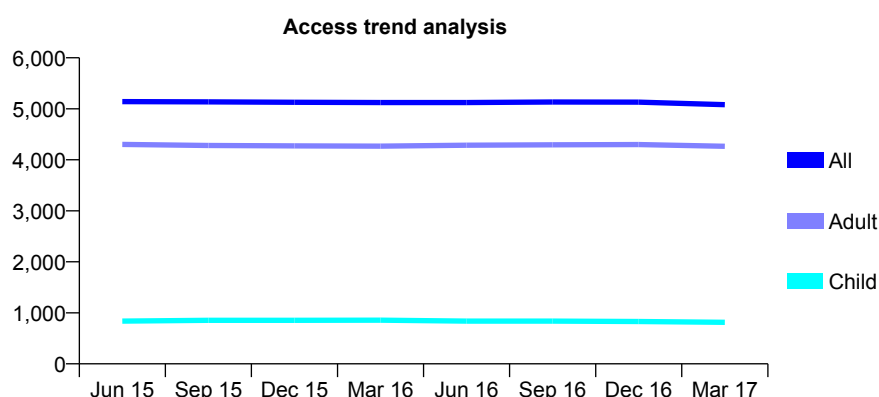
Q68 - Vital Signs At a Glance Contract Report for 104922/0001 - Year end March 2017

Name or company name	Queens Crescent Dental Practice Ltd
Contract type name	GDS Contract
Purpose of contract	General
Contract start date	01/02/2007
Contract end date	

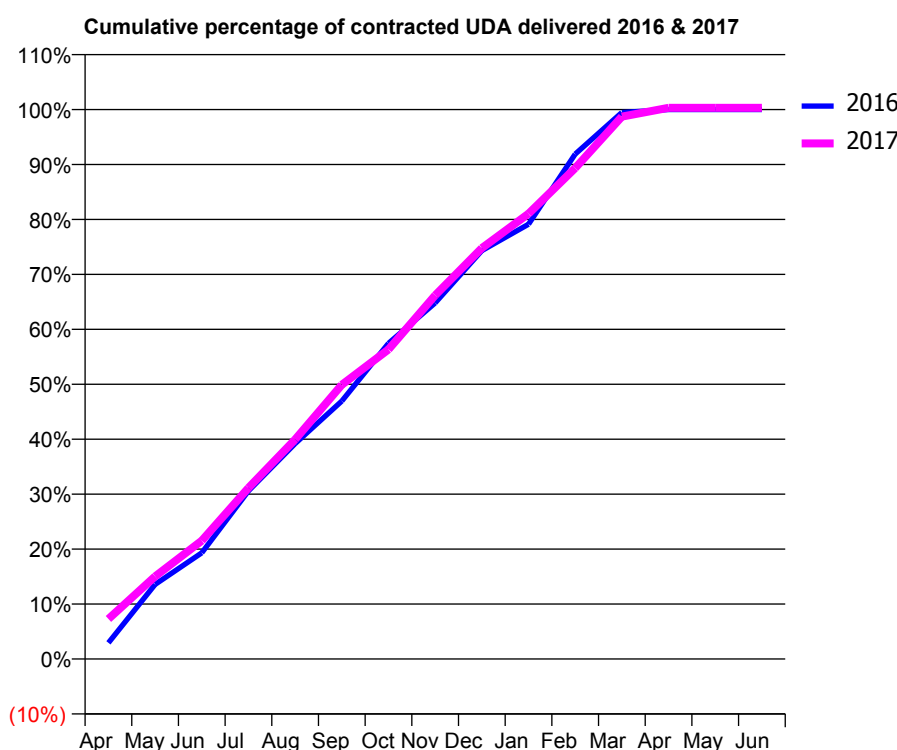
16/17 Contracted general activity (UDA)	15,639
Carry forward general activity (UDA)	1
16/17 Contracted orthodontic activity (UOA)	0
Carry forward orthodontic activity (UOA)	0
Baseline contract value	£425,355.04

ACCESS*

Patients seen in 24 months	Total	Change since previous quarter
Quarter ending March 2016	5,124	
Quarter ending June 2016	5,123	→
Quarter ending September 2016	5,133	→
Quarter ending December 2016	5,130	→
Quarter ending March 2017	5,080	→
Variance since March 2016	(0.9%)	→



ACTIVITY



Adjusted Scheduled Activity (UDA)		
Month	2016	2017
April	463	1,141
May	2,124	2,349
June	3,023	3,368
July	4,785	4,871
August	6,132	6,247
September	7,341	7,804
October	8,984	8,810
November	10,136	10,351
December	11,622	11,696
January	12,374	12,674
February	14,369	13,971
March	15,554	15,437
April	15,638	15,686
May	15,638	15,686
June	15,638	15,686

QUALITY

	Quantity	Base Number	Contract	AT	Region	England
% of FP17s for the same patient ID Re-attending within 3 months - Children	54	1,214	4.4%	9.8%	11.9%	12.3%
% of FP17s for the same patient ID Re-attending within 3 months - Adults	950	6,620	14.4%	15.9%	16.6%	16.7%
% of FP17s for the same patient ID Re-attending between 3 & 9 months - Children	718	1,214	59.1%	59.0%	60.2%	57.6%
% of FP17s for the same patient ID Re-attending between 3 & 9 months - Adults	3,870	6,620	58.5%	50.5%	51.5%	50.1%
% of FP17s for Band 1 Urgent Courses	586	7,925	7.4%	9.5%	9.5%	9.1%
% of FP17s Relating to Free Repair or Replacements	45	7,925	0.6%	0.6%	0.7%	0.8%
% of FP17s Relating to Continuations	104	7,925	1.3%	1.1%	1.2%	1.2%
% of Patients satisfied with the dentistry they have received	8	10	80.0%	92.4%	93.1%	92.8%
% of Patients satisfied with the time they had to wait for an appointment	8	10	80.0%	89.1%	88.8%	88.7%

* This is based on patients treated on this contract for their most recent course of treatment. Figures in italics indicate the base number of FP17s or Patient Questionnaire responses are less than 100. N/A is shown where the base number of responses is less than 10 during the period. % is calculated as Quantity/Base number*100

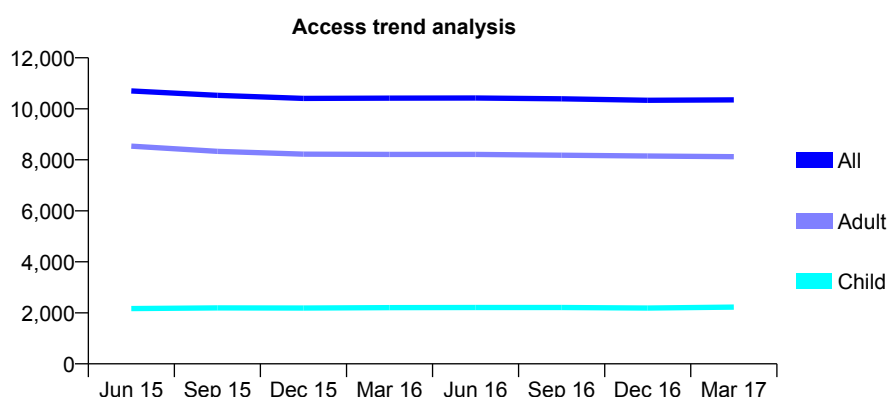
Q68 - Vital Signs At a Glance Contract Report for 105414/0002 - Year end March 2017

Name or company name	First Choice Dental Limited
Contract type name	GDS Contract
Purpose of contract	General
Contract start date	01/04/2006
Contract end date	

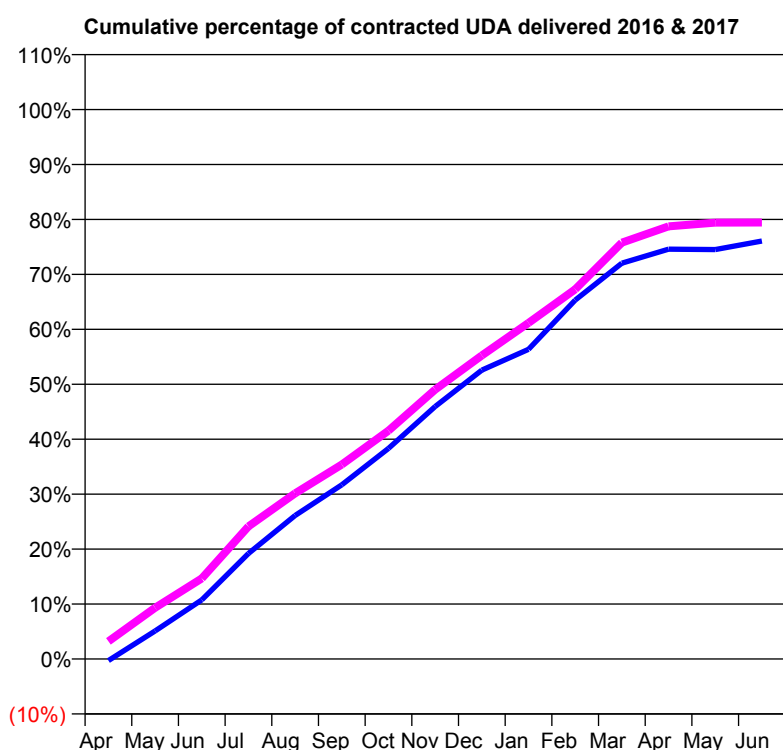
16/17 Contracted general activity (UDA)	38,100
Carry forward general activity (UDA)	0
16/17 Contracted orthodontic activity (UOA)	0
Carry forward orthodontic activity (UOA)	0
Baseline contract value	£948,811.87

ACCESS*

Patients seen in 24 months	Total	Change since previous quarter
Quarter ending March 2016	10,416	
Quarter ending June 2016	10,425	→
Quarter ending September 2016	10,391	→
Quarter ending December 2016	10,335	→
Quarter ending March 2017	10,352	→
Variance since March 2016	(0.6%)	→



ACTIVITY



Adjusted Scheduled Activity (UDA)		
Month	2016	2017
April	-113	1,226
May	1,945	3,559
June	4,105	5,593
July	7,320	9,194
August	9,951	11,484
September	12,083	13,486
October	14,602	15,837
November	17,510	18,683
December	20,029	21,049
January	21,474	23,305
February	24,882	25,629
March	27,447	28,871
April	28,421	30,002
May	28,386	30,256
June	28,980	30,264

QUALITY

	Quantity	Base Number	Contract	AT	Region	England
% of FP17s for the same patient ID Re-attending within 3 months - Children	231	3,147	7.3%	9.8%	11.9%	12.3%
% of FP17s for the same patient ID Re-attending within 3 months - Adults	1,581	10,678	14.8%	15.9%	16.6%	16.7%
% of FP17s for the same patient ID Re-attending between 3 & 9 months - Children	1,744	3,147	55.4%	59.0%	60.2%	57.6%
% of FP17s for the same patient ID Re-attending between 3 & 9 months - Adults	4,268	10,678	40.0%	50.5%	51.5%	50.1%
% of FP17s for Band 1 Urgent Courses	1,069	13,764	7.8%	9.5%	9.5%	9.1%
% of FP17s Relating to Free Repair or Replacements	133	13,764	1.0%	0.6%	0.7%	0.8%
% of FP17s Relating to Continuations	311	13,764	2.3%	1.1%	1.2%	1.2%
% of Patients satisfied with the dentistry they have received	14	16	87.5%	92.4%	93.1%	92.8%
% of Patients satisfied with the time they had to wait for an appointment	15	16	93.8%	89.1%	88.8%	88.7%

* This is based on patients treated on this contract for their most recent course of treatment. Figures in italics indicate the base number of FP17s or Patient Questionnaire responses are less than 100. N/A is shown where the base number of responses is less than 10 during the period. % is calculated as Quantity/Base number*100

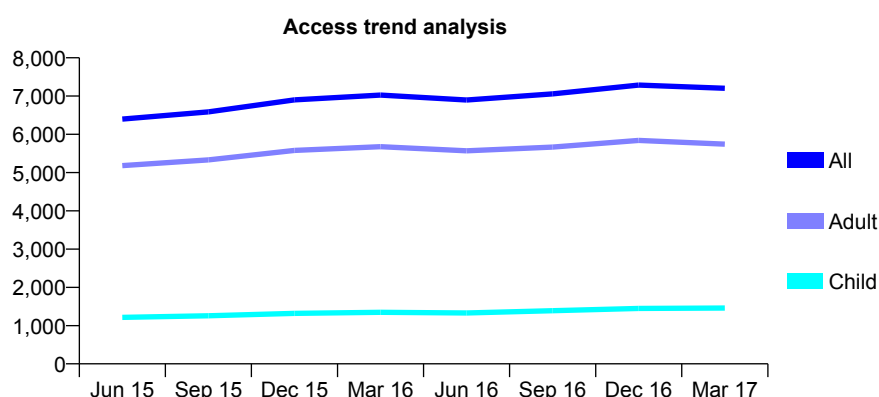
Q68 - Vital Signs At a Glance Contract Report for 105414/0009 - Year end March 2017

Name or company name	First Choice Dental Limited
Contract type name	GDS Contract
Purpose of contract	General
Contract start date	01/07/2007
Contract end date	

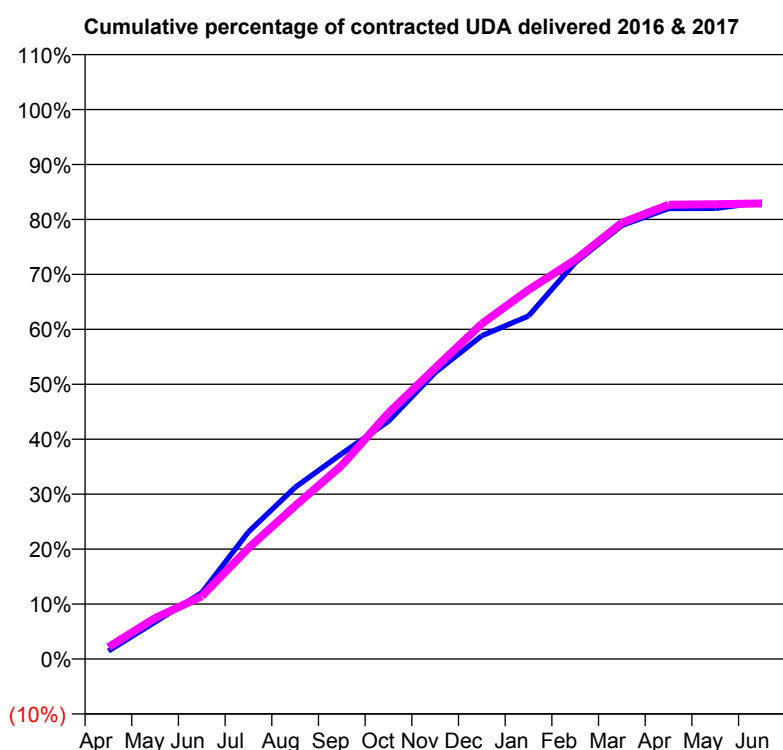
16/17 Contracted general activity (UDA)	22,951
Carry forward general activity (UDA)	0
16/17 Contracted orthodontic activity (UOA)	0
Carry forward orthodontic activity (UOA)	0
Baseline contract value	£550,166.58

ACCESS*

Patients seen in 24 months	Total	Change since previous quarter
Quarter ending March 2016	7,024	
Quarter ending June 2016	6,898	↓
Quarter ending September 2016	7,056	↑
Quarter ending December 2016	7,288	↑
Quarter ending March 2017	7,202	↓
Variance since March 2016	2.5%	↑



ACTIVITY



Adjusted Scheduled Activity (UDA)		
Month	2016	2017
April	339	500
May	1,543	1,713
June	2,768	2,619
July	5,312	4,633
August	7,170	6,397
September	8,581	8,089
October	9,933	10,278
November	11,965	12,158
December	13,504	14,002
January	14,327	15,418
February	16,557	16,673
March	18,111	18,218
April	18,816	18,971
May	18,819	18,997
June	19,074	19,027

QUALITY

	Quantity	Base Number	Contract	AT	Region	England
% of FP17s for the same patient ID Re-attending within 3 months - Children	126	1,681	7.5%	9.8%	11.9%	12.3%
% of FP17s for the same patient ID Re-attending within 3 months - Adults	1,018	6,394	15.9%	15.9%	16.6%	16.7%
% of FP17s for the same patient ID Re-attending between 3 & 9 months - Children	584	1,681	34.7%	59.0%	60.2%	57.6%
% of FP17s for the same patient ID Re-attending between 3 & 9 months - Adults	1,991	6,394	31.1%	50.5%	51.5%	50.1%
% of FP17s for Band 1 Urgent Courses	793	8,008	9.9%	9.5%	9.5%	9.1%
% of FP17s Relating to Free Repair or Replacements	62	8,008	0.8%	0.6%	0.7%	0.8%
% of FP17s Relating to Continuations	220	8,008	2.7%	1.1%	1.2%	1.2%
% of Patients satisfied with the dentistry they have received	4	4	N/A	92.4%	93.1%	92.8%
% of Patients satisfied with the time they had to wait for an appointment	4	4	N/A	89.1%	88.8%	88.7%

* This is based on patients treated on this contract for their most recent course of treatment. Figures in italics indicate the base number of FP17s or Patient Questionnaire responses are less than 100. N/A is shown where the base number of responses is less than 10 during the period. % is calculated as Quantity/Base number*100

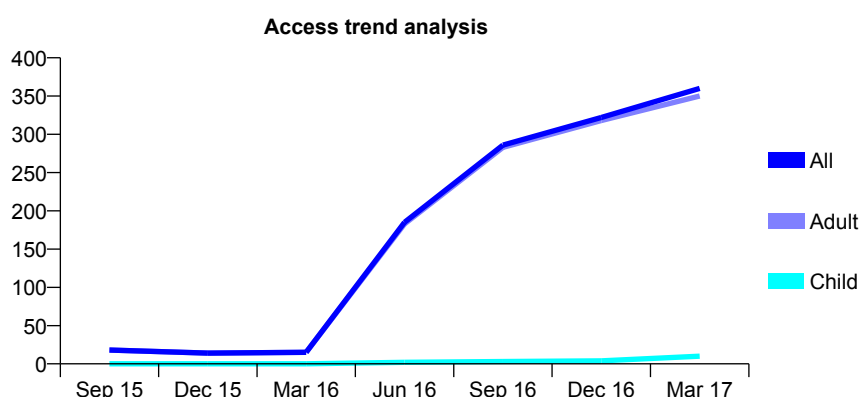
Q68 - Vital Signs At a Glance Contract Report for 105414/0015 - Year end March 2017

Name or company name	First Choice Dental Limited
Contract type name	GDS Contract
Purpose of contract	General
Contract start date	01/04/2015
Contract end date	30/04/2017

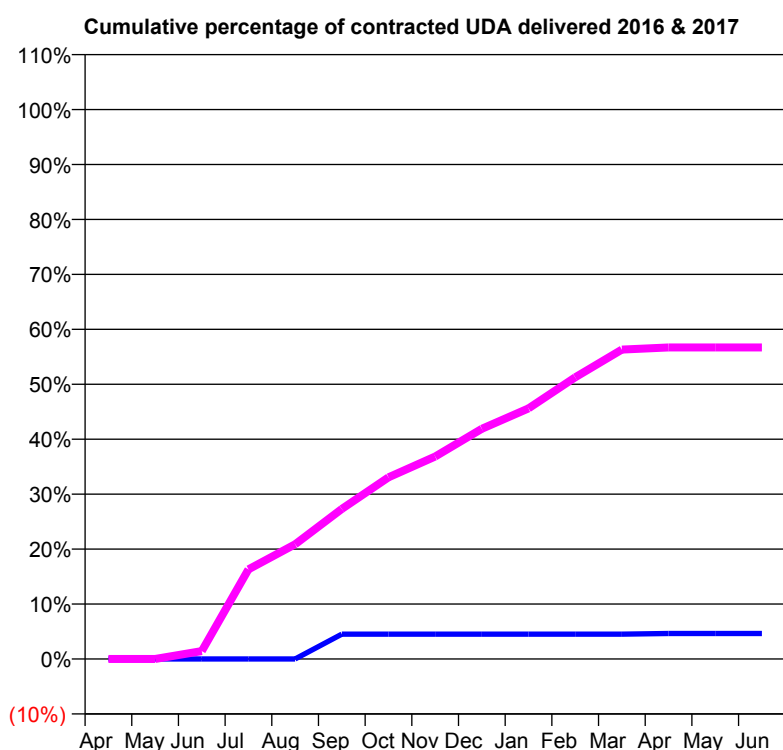
16/17 Contracted general activity (UDA)	2,280
Carry forward general activity (UDA)	0
16/17 Contracted orthodontic activity (UOA)	0
Carry forward orthodontic activity (UOA)	0
Baseline contract value	£157,666.70

ACCESS*

Patients seen in 24 months	Total	Change since previous quarter
Quarter ending March 2016	15	
Quarter ending June 2016	185	↑
Quarter ending September 2016	286	↑
Quarter ending December 2016	322	↑
Quarter ending March 2017	360	↑
Variance since March 2016	2300.0%	↑



ACTIVITY



Month	Adjusted Scheduled Activity (UDA)	
	2016	2017
April	0	0
May	0	0
June	0	33
July	0	372
August	0	476
September	103	623
October	103	754
November	103	840
December	103	955
January	103	1,040
February	103	1,169
March	103	1,284
April	106	1,293
May	106	1,293
June	106	1,293

QUALITY

	Quantity	Base Number	Contract	AT	Region	England
% of FP17s for the same patient ID Re-attending within 3 months - Children	1	14	7.1%	9.8%	11.9%	12.3%
% of FP17s for the same patient ID Re-attending within 3 months - Adults	9	562	1.6%	15.9%	16.6%	16.7%
% of FP17s for the same patient ID Re-attending between 3 & 9 months - Children	0	14	0.0%	59.0%	60.2%	57.6%
% of FP17s for the same patient ID Re-attending between 3 & 9 months - Adults	1	562	0.2%	50.5%	51.5%	50.1%
% of FP17s for Band 1 Urgent Courses	0	457	0.0%	9.5%	9.5%	9.1%
% of FP17s Relating to Free Repair or Replacements	0	457	0.0%	0.6%	0.7%	0.8%
% of FP17s Relating to Continuations	8	457	1.8%	1.1%	1.2%	1.2%
% of Patients satisfied with the dentistry they have received	0	0	N/A	92.4%	93.1%	92.8%
% of Patients satisfied with the time they had to wait for an appointment	0	0	N/A	89.1%	88.8%	88.7%

* This is based on patients treated on this contract for their most recent course of treatment. Figures in italics indicate the base number of FP17s or Patient Questionnaire responses are less than 100. N/A is shown where the base number of responses is less than 10 during the period. % is calculated as Quantity/Base number*100

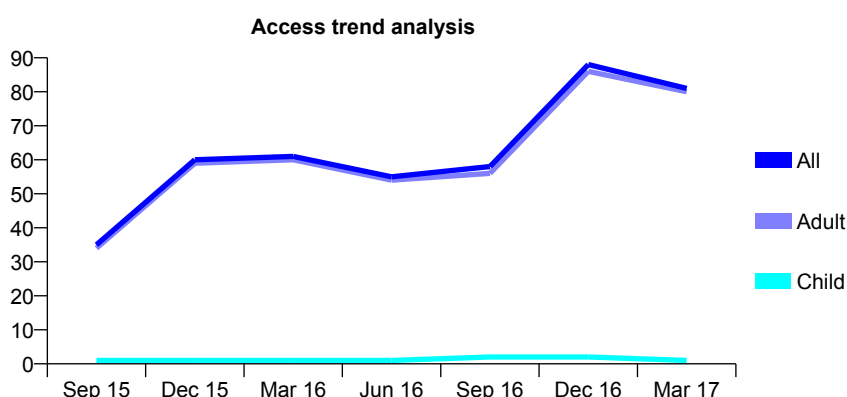
Q68 - Vital Signs At a Glance Contract Report for 105414/0016 - Year end March 2017

Name or company name	First Choice Dental Limited
Contract type name	GDS Contract
Purpose of contract	General
Contract start date	01/06/2015
Contract end date	30/04/2017

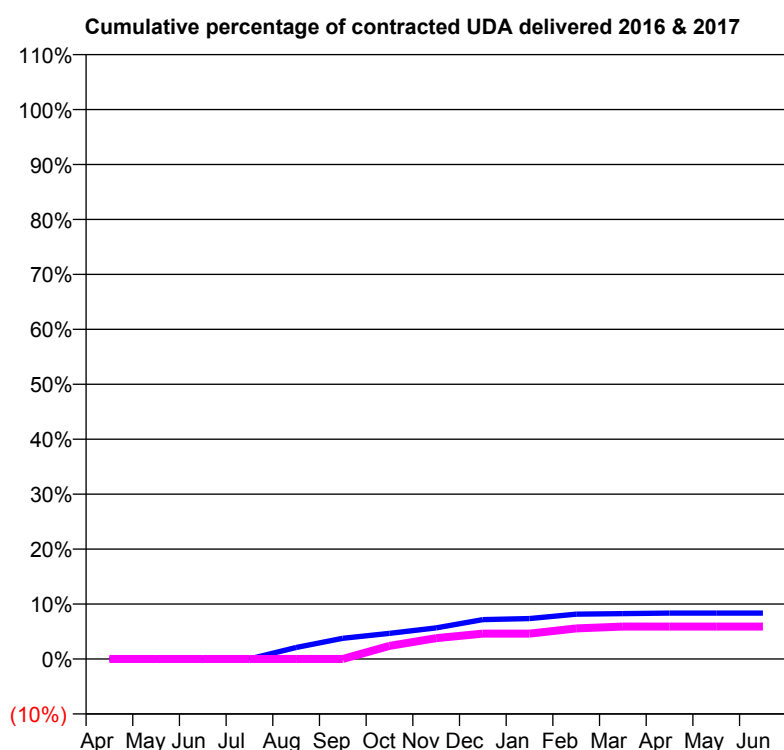
16/17 Contracted general activity (UDA)	3,000
Carry forward general activity (UDA)	0
16/17 Contracted orthodontic activity (UOA)	0
Carry forward orthodontic activity (UOA)	0
Baseline contract value	£207,456.19

ACCESS*

Patients seen in 24 months	Total	Change since previous quarter
Quarter ending March 2016	61	
Quarter ending June 2016	55	↓
Quarter ending September 2016	58	↑
Quarter ending December 2016	88	↑
Quarter ending March 2017	81	↓
Variance since March 2016	32.8%	↑



ACTIVITY



Adjusted Scheduled Activity (UDA)		
Month	2016	2017
April	0	0
May	0	0
June	0	0
July	0	0
August	63	0
September	113	0
October	140	72
November	170	114
December	215	139
January	221	139
February	245	167
March	248	177
April	251	177
May	251	177
June	251	177

QUALITY

	Quantity	Base Number	Contract	AT	Region	England
% of FP17s for the same patient ID Re-attending within 3 months - Children	0	1	0.0%	9.8%	11.9%	12.3%
% of FP17s for the same patient ID Re-attending within 3 months - Adults	1	61	1.6%	15.9%	16.6%	16.7%
% of FP17s for the same patient ID Re-attending between 3 & 9 months - Children	0	1	0.0%	59.0%	60.2%	57.6%
% of FP17s for the same patient ID Re-attending between 3 & 9 months - Adults	0	61	0.0%	50.5%	51.5%	50.1%
% of FP17s for Band 1 Urgent Courses	0	61	0.0%	9.5%	9.5%	9.1%
% of FP17s Relating to Free Repair or Replacements	0	61	0.0%	0.6%	0.7%	0.8%
% of FP17s Relating to Continuations	1	61	1.6%	1.1%	1.2%	1.2%
% of Patients satisfied with the dentistry they have received	0	0	N/A	92.4%	93.1%	92.8%
% of Patients satisfied with the time they had to wait for an appointment	0	0	N/A	89.1%	88.8%	88.7%

* This is based on patients treated on this contract for their most recent course of treatment. Figures in italics indicate the base number of FP17s or Patient Questionnaire responses are less than 100. N/A is shown where the base number of responses is less than 10 during the period. % is calculated as Quantity/Base number*100

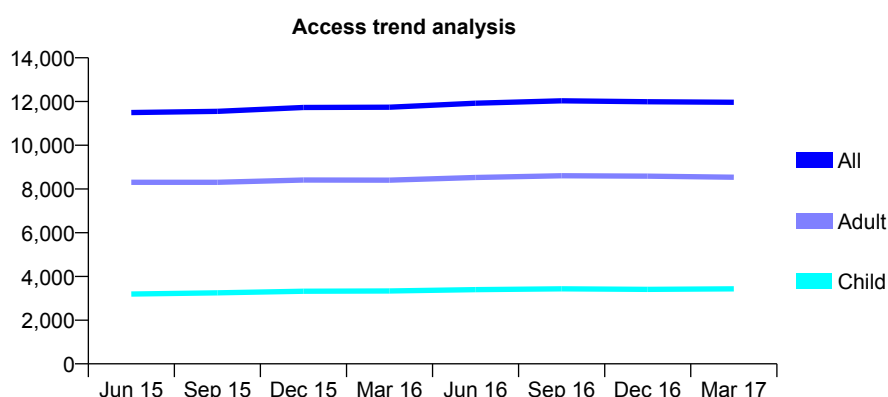
Q68 - Vital Signs At a Glance Contract Report for 105759/0002 - Year end March 2017

Name or company name	Mr S Dattani & Mr J Patel
Contract type name	GDS Contract
Purpose of contract	General
Contract start date	01/07/2007
Contract end date	

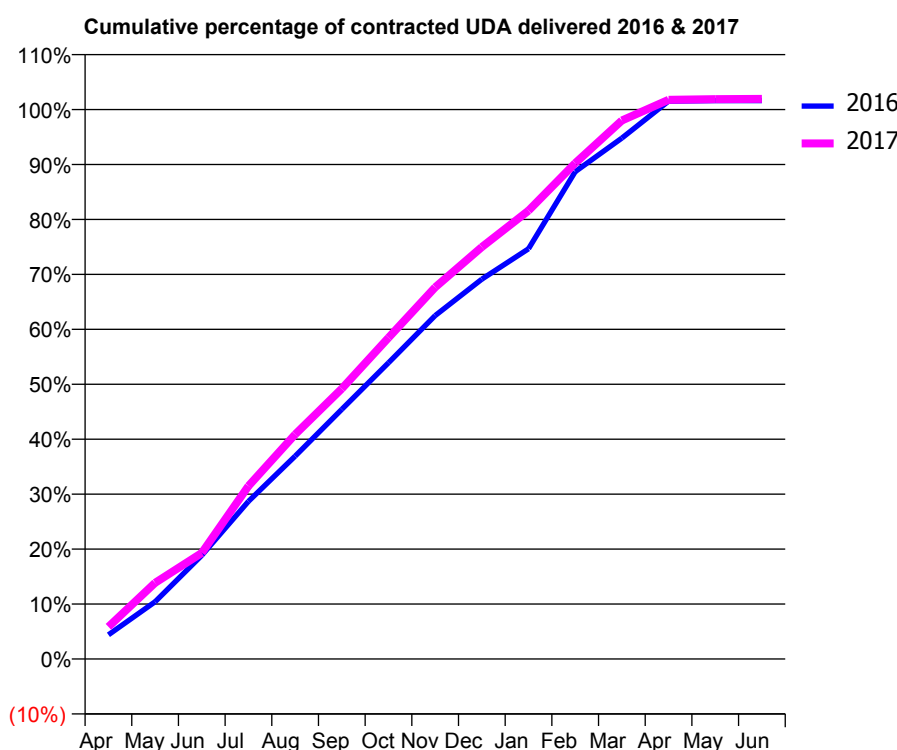
16/17 Contracted general activity (UDA)	23,987
Carry forward general activity (UDA)	-389
16/17 Contracted orthodontic activity (UOA)	0
Carry forward orthodontic activity (UOA)	0
Baseline contract value	£673,243.73

ACCESS*

Patients seen in 24 months	Total	Change since previous quarter
Quarter ending March 2016	11,739	
Quarter ending June 2016	11,923	→
Quarter ending September 2016	12,034	→
Quarter ending December 2016	11,989	→
Quarter ending March 2017	11,967	→
Variance since March 2016	1.9%	→



ACTIVITY



Adjusted Scheduled Activity (UDA)		
Month	2016	2017
April	1,059	1,403
May	2,497	3,328
June	4,523	4,628
July	6,884	7,555
August	8,856	9,804
September	10,899	11,803
October	12,934	14,025
November	14,991	16,228
December	16,583	17,986
January	17,910	19,573
February	21,274	21,645
March	22,741	23,508
April	24,350	24,407
May	24,374	24,441
June	24,376	24,449

QUALITY

	Quantity	Base Number	Contract	AT	Region	England
% of FP17s for the same patient ID Re-attending within 3 months - Children	222	4,686	4.7%	9.8%	11.9%	12.3%
% of FP17s for the same patient ID Re-attending within 3 months - Adults	918	9,878	9.3%	15.9%	16.6%	16.7%
% of FP17s for the same patient ID Re-attending between 3 & 9 months - Children	2,641	4,686	56.4%	59.0%	60.2%	57.6%
% of FP17s for the same patient ID Re-attending between 3 & 9 months - Adults	4,754	9,878	48.1%	50.5%	51.5%	50.1%
% of FP17s for Band 1 Urgent Courses	870	13,671	6.4%	9.5%	9.5%	9.1%
% of FP17s Relating to Free Repair or Replacements	26	13,671	0.2%	0.6%	0.7%	0.8%
% of FP17s Relating to Continuations	48	13,671	0.4%	1.1%	1.2%	1.2%
% of Patients satisfied with the dentistry they have received	10	12	83.3%	92.4%	93.1%	92.8%
% of Patients satisfied with the time they had to wait for an appointment	11	12	91.7%	89.1%	88.8%	88.7%

* This is based on patients treated on this contract for their most recent course of treatment. Figures in italics indicate the base number of FP17s or Patient Questionnaire responses are less than 100. N/A is shown where the base number of responses is less than 10 during the period. % is calculated as Quantity/Base number*100

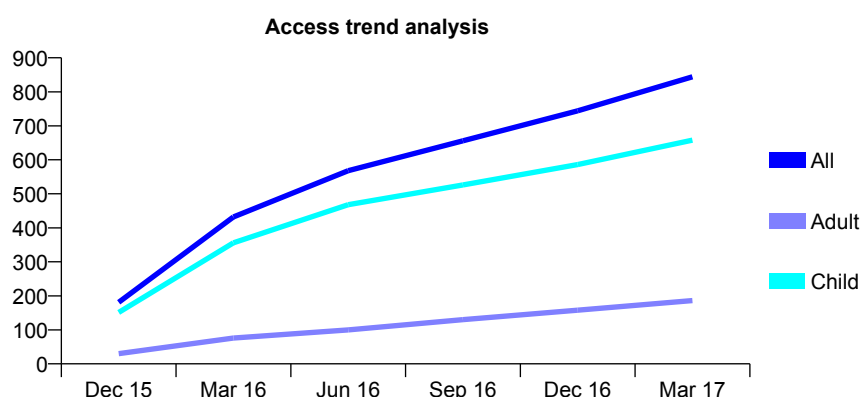
Q68 - Vital Signs At a Glance Contract Report for 107948/0001 - Year end March 2017

Name or company name	Mr N Kennedy and Mr S Rosier
Contract type name	GDS Contract
Purpose of contract	General
Contract start date	01/10/2015
Contract end date	

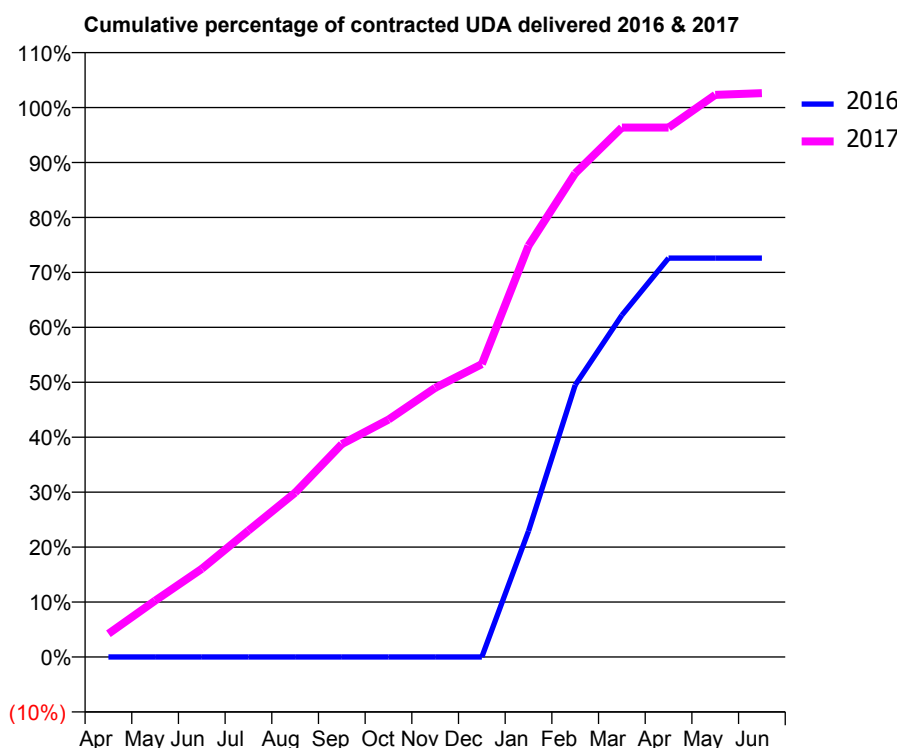
16/17 Contracted general activity (UDA)	2,850
Carry forward general activity (UDA)	0
16/17 Contracted orthodontic activity (UOA)	0
Carry forward orthodontic activity (UOA)	0
Baseline contract value	£67,085.91

ACCESS*

Patients seen in 24 months	Total	Change since previous quarter
Quarter ending March 2016	432	
Quarter ending June 2016	568	↑
Quarter ending September 2016	656	↑
Quarter ending December 2016	744	↑
Quarter ending March 2017	844	↑
Variance since March 2016	95.4%	↑



ACTIVITY



Adjusted Scheduled Activity (UDA)		
Month	2016	2017
April	0	120
May	0	292
June	0	458
July	0	656
August	0	852
September	0	1,104
October	0	1,232
November	0	1,396
December	0	1,519
January	327	2,133
February	705	2,509
March	887	2,746
April	1,035	2,746
May	1,035	2,916
June	1,035	2,925

QUALITY

	Quantity	Base Number	Contract	AT	Region	England
% of FP17s for the same patient ID Re-attending within 3 months - Children	103	1,026	10.0%	9.8%	11.9%	12.3%
% of FP17s for the same patient ID Re-attending within 3 months - Adults	33	226	14.6%	15.9%	16.6%	16.7%
% of FP17s for the same patient ID Re-attending between 3 & 9 months - Children	446	1,026	43.5%	59.0%	60.2%	57.6%
% of FP17s for the same patient ID Re-attending between 3 & 9 months - Adults	95	226	42.0%	50.5%	51.5%	50.1%
% of FP17s for Band 1 Urgent Courses	74	1,265	5.8%	9.5%	9.5%	9.1%
% of FP17s Relating to Free Repair or Replacements	0	1,265	0.0%	0.6%	0.7%	0.8%
% of FP17s Relating to Continuations	18	1,265	1.4%	1.1%	1.2%	1.2%
% of Patients satisfied with the dentistry they have received	0	0	N/A	92.4%	93.1%	92.8%
% of Patients satisfied with the time they had to wait for an appointment	0	0	N/A	89.1%	88.8%	88.7%

* This is based on patients treated on this contract for their most recent course of treatment. Figures in italics indicate the base number of FP17s or Patient Questionnaire responses are less than 100. N/A is shown where the base number of responses is less than 10 during the period. % is calculated as Quantity/Base number*100

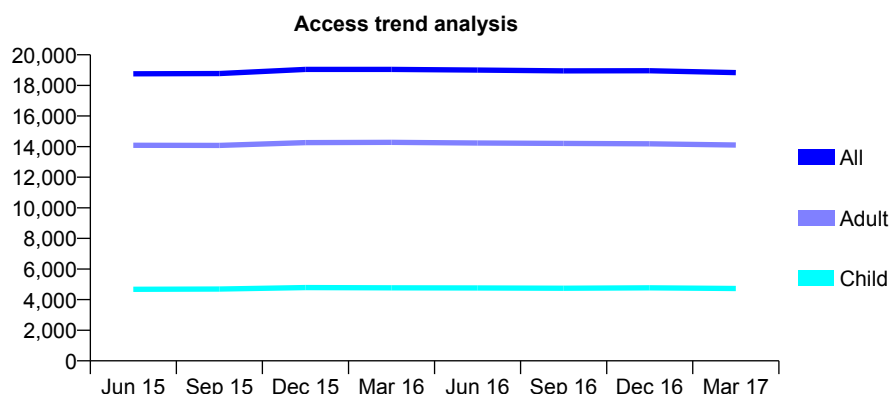
Q68 - Vital Signs At a Glance Contract Report for 108103/0001 - Year end March 2017

Name or company name	Mr Barry Westwood and Mr William Westwood
Contract type name	GDS Contract
Purpose of contract	General
Contract start date	27/07/2011
Contract end date	

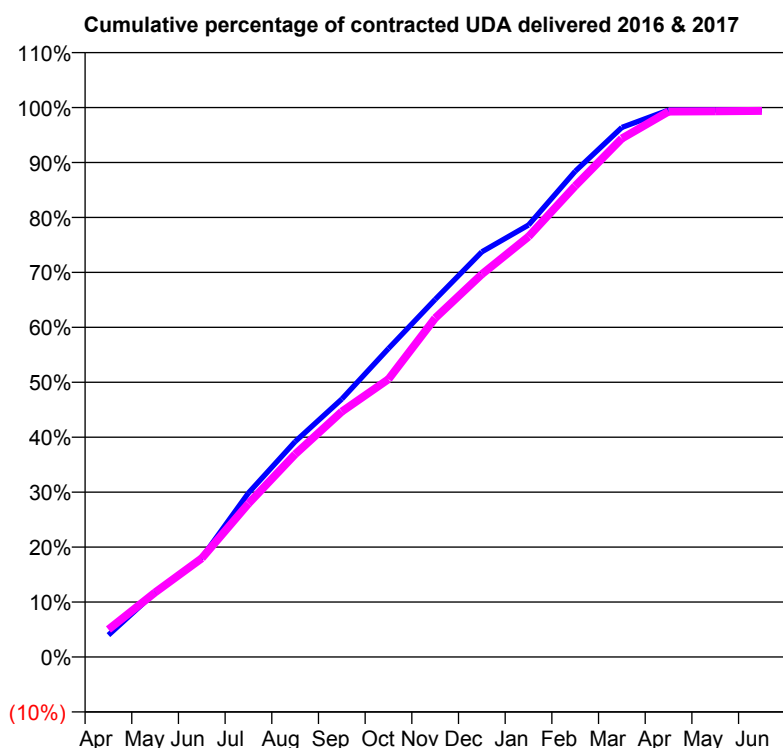
16/17 Contracted general activity (UDA)	48,198
Carry forward general activity (UDA)	203
16/17 Contracted orthodontic activity (UOA)	0
Carry forward orthodontic activity (UOA)	0
Baseline contract value	£1,167,512.51

ACCESS*

Patients seen in 24 months	Total	Change since previous quarter
Quarter ending March 2016	19,049	
Quarter ending June 2016	18,998	→
Quarter ending September 2016	18,950	→
Quarter ending December 2016	18,956	→
Quarter ending March 2017	18,834	→
Variance since March 2016	(1.1%)	↓



ACTIVITY



Adjusted Scheduled Activity (UDA)		
Month	2016	2017
April	1,924	2,414
May	5,656	5,661
June	8,709	8,658
July	14,389	13,454
August	18,891	17,780
September	22,622	21,531
October	27,055	24,366
November	31,358	29,730
December	35,535	33,573
January	37,888	36,866
February	42,607	41,311
March	46,452	45,481
April	47,977	47,840
May	47,979	47,867
June	47,995	47,903

QUALITY

	Quantity	Base Number	Contract	AT	Region	England
% of FP17s for the same patient ID Re-attending within 3 months - Children	314	7,024	4.5%	9.8%	11.9%	12.3%
% of FP17s for the same patient ID Re-attending within 3 months - Adults	2,254	18,480	12.2%	15.9%	16.6%	16.7%
% of FP17s for the same patient ID Re-attending between 3 & 9 months - Children	4,738	7,024	67.5%	59.0%	60.2%	57.6%
% of FP17s for the same patient ID Re-attending between 3 & 9 months - Adults	9,094	18,480	49.2%	50.5%	51.5%	50.1%
% of FP17s for Band 1 Urgent Courses	1,851	25,717	7.2%	9.5%	9.5%	9.1%
% of FP17s Relating to Free Repair or Replacements	141	25,717	0.5%	0.6%	0.7%	0.8%
% of FP17s Relating to Continuations	166	25,717	0.6%	1.1%	1.2%	1.2%
% of Patients satisfied with the dentistry they have received	45	46	97.8%	92.4%	93.1%	92.8%
% of Patients satisfied with the time they had to wait for an appointment	36	46	78.3%	89.1%	88.8%	88.7%

* This is based on patients treated on this contract for their most recent course of treatment. Figures in italics indicate the base number of FP17s or Patient Questionnaire responses are less than 100. N/A is shown where the base number of responses is less than 10 during the period. % is calculated as Quantity/Base number*100

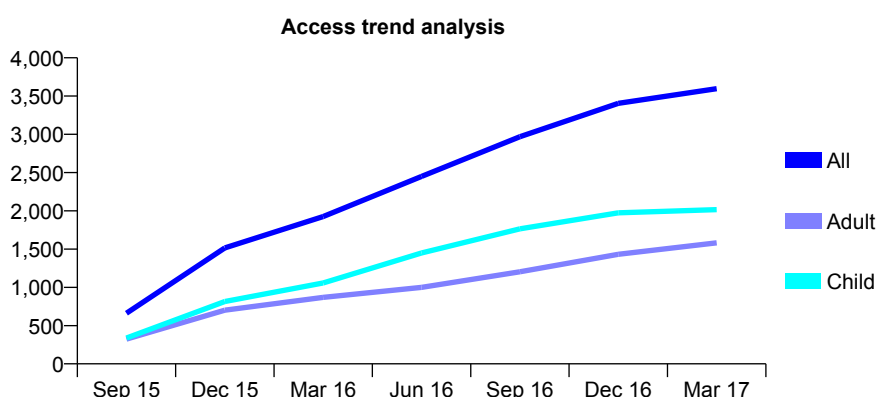
Q68 - Vital Signs At a Glance Contract Report for 108812/0001 - Year end March 2017

Name or company name	St Faiths Clinic Limited
Contract type name	PDS Contract
Purpose of contract	General
Contract start date	01/08/2015
Contract end date	31/03/2018

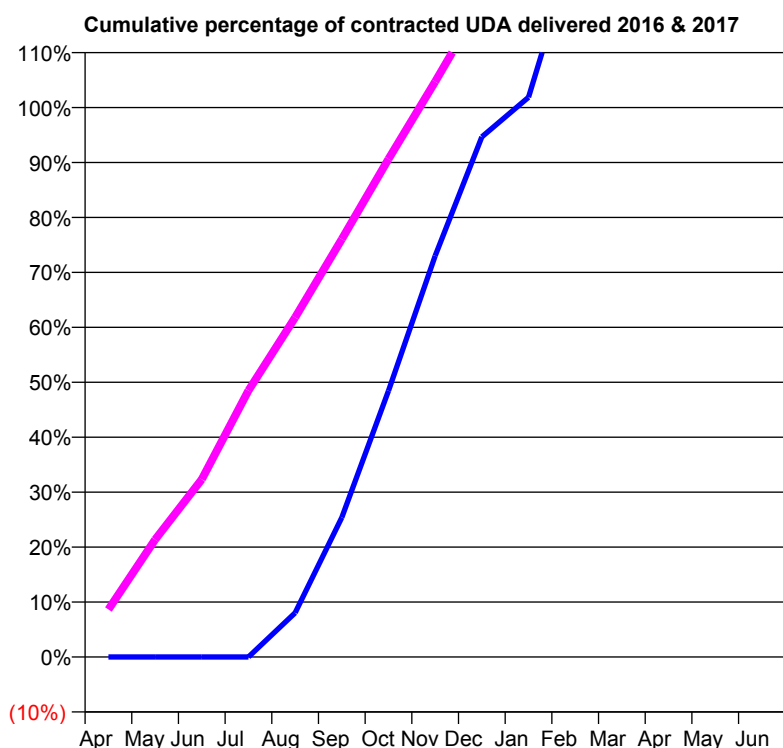
16/17 Contracted general activity (UDA)	8,417
Carry forward general activity (UDA)	-241
16/17 Contracted orthodontic activity (UOA)	0
Carry forward orthodontic activity (UOA)	0
Baseline contract value	£643,783.03

ACCESS*

Patients seen in 24 months	Total	Change since previous quarter
Quarter ending March 2016	1,925	
Quarter ending June 2016	2,449	↑
Quarter ending September 2016	2,969	↑
Quarter ending December 2016	3,405	↑
Quarter ending March 2017	3,597	↑
Variance since March 2016	86.9%	↑



ACTIVITY



Adjusted Scheduled Activity (UDA)		
Month	2016	2017
April	0	728
May	0	1,799
June	0	2,722
July	0	4,083
August	451	5,202
September	1,425	6,400
October	2,719	7,628
November	4,096	8,812
December	5,311	10,033
January	5,715	10,886
February	7,277	11,898
March	8,168	12,878
April	8,412	13,095
May	8,412	13,095
June	8,412	13,095

QUALITY

	Quantity	Base Number	Contract	AT	Region	England
% of FP17s for the same patient ID Re-attending within 3 months - Children	20	2,759	0.7%	9.8%	11.9%	12.3%
% of FP17s for the same patient ID Re-attending within 3 months - Adults	13	1,588	0.8%	15.9%	16.6%	16.7%
% of FP17s for the same patient ID Re-attending between 3 & 9 months - Children	12	2,759	0.4%	59.0%	60.2%	57.6%
% of FP17s for the same patient ID Re-attending between 3 & 9 months - Adults	2	1,588	0.1%	50.5%	51.5%	50.1%
% of FP17s for Band 1 Urgent Courses	0	4,338	0.0%	9.5%	9.5%	9.1%
% of FP17s Relating to Free Repair or Replacements	9	4,338	0.2%	0.6%	0.7%	0.8%
% of FP17s Relating to Continuations	22	4,338	0.5%	1.1%	1.2%	1.2%
% of Patients satisfied with the dentistry they have received	7	8	N/A	92.4%	93.1%	92.8%
% of Patients satisfied with the time they had to wait for an appointment	4	8	N/A	89.1%	88.8%	88.7%

* This is based on patients treated on this contract for their most recent course of treatment. Figures in italics indicate the base number of FP17s or Patient Questionnaire responses are less than 100. N/A is shown where the base number of responses is less than 10 during the period. % is calculated as Quantity/Base number*100

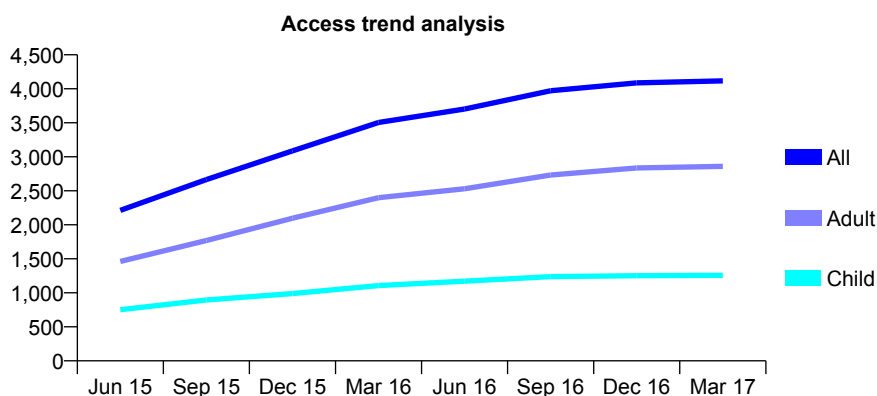
Q68 - Vital Signs At a Glance Contract Report for 111104/0001 - Year end March 2017

Name or company name	Mr M Mousavi & Ms F Mirsiaghi
Contract type name	GDS Contract
Purpose of contract	General
Contract start date	01/12/2014
Contract end date	

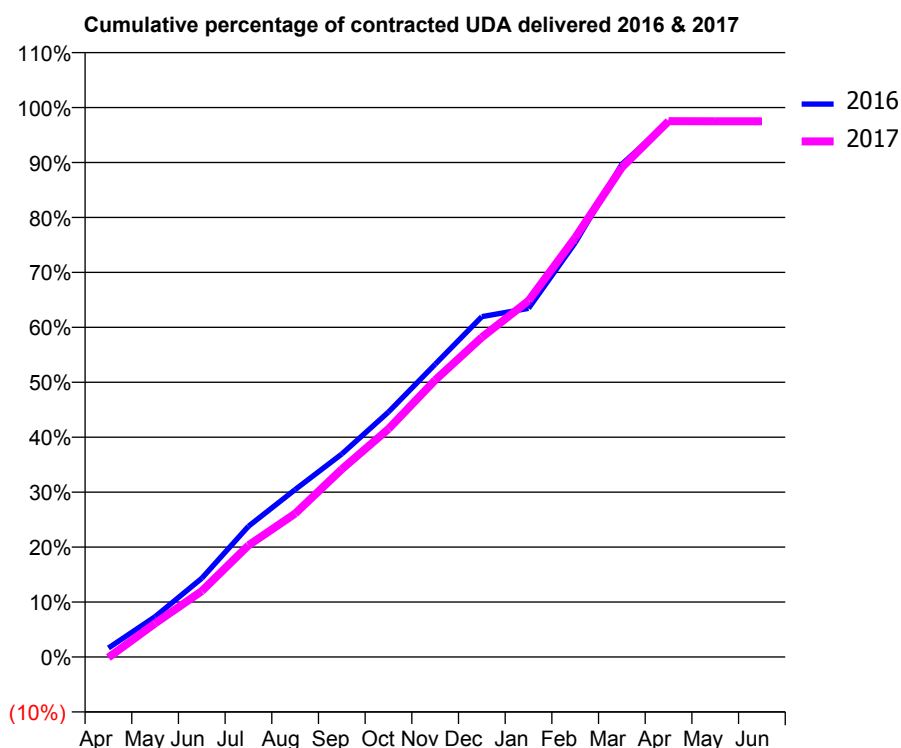
16/17 Contracted general activity (UDA)	12,310
Carry forward general activity (UDA)	330
16/17 Contracted orthodontic activity (UOA)	0
Carry forward orthodontic activity (UOA)	0
Baseline contract value	£350,588.25

ACCESS*

Patients seen in 24 months	Total	Change since previous quarter
Quarter ending March 2016	3,505	
Quarter ending June 2016	3,703	↑
Quarter ending September 2016	3,971	↑
Quarter ending December 2016	4,087	↑
Quarter ending March 2017	4,116	→
Variance since March 2016	17.4%	↑



ACTIVITY



Adjusted Scheduled Activity (UDA)		
Month	2016	2017
April	200	-13
May	903	753
June	1,764	1,477
July	2,929	2,501
August	3,752	3,214
September	4,549	4,209
October	5,490	5,111
November	6,558	6,202
December	7,625	7,162
January	7,810	7,980
February	9,279	9,393
March	11,039	10,968
April	11,986	12,003
May	11,986	12,002
June	11,980	12,002

QUALITY

	Quantity	Base Number	Contract	AT	Region	England
% of FP17s for the same patient ID Re-attending within 3 months - Children	82	1,665	4.9%	9.8%	11.9%	12.3%
% of FP17s for the same patient ID Re-attending within 3 months - Adults	379	2,999	12.6%	15.9%	16.6%	16.7%
% of FP17s for the same patient ID Re-attending between 3 & 9 months - Children	898	1,665	53.9%	59.0%	60.2%	57.6%
% of FP17s for the same patient ID Re-attending between 3 & 9 months - Adults	1,267	2,999	42.2%	50.5%	51.5%	50.1%
% of FP17s for Band 1 Urgent Courses	527	4,657	11.3%	9.5%	9.5%	9.1%
% of FP17s Relating to Free Repair or Replacements	67	4,657	1.4%	0.6%	0.7%	0.8%
% of FP17s Relating to Continuations	38	4,657	0.8%	1.1%	1.2%	1.2%
% of Patients satisfied with the dentistry they have received	1	1	N/A	92.4%	93.1%	92.8%
% of Patients satisfied with the time they had to wait for an appointment	1	1	N/A	89.1%	88.8%	88.7%

* This is based on patients treated on this contract for their most recent course of treatment. Figures in italics indicate the base number of FP17s or Patient Questionnaire responses are less than 100. N/A is shown where the base number of responses is less than 10 during the period. % is calculated as Quantity/Base number*100

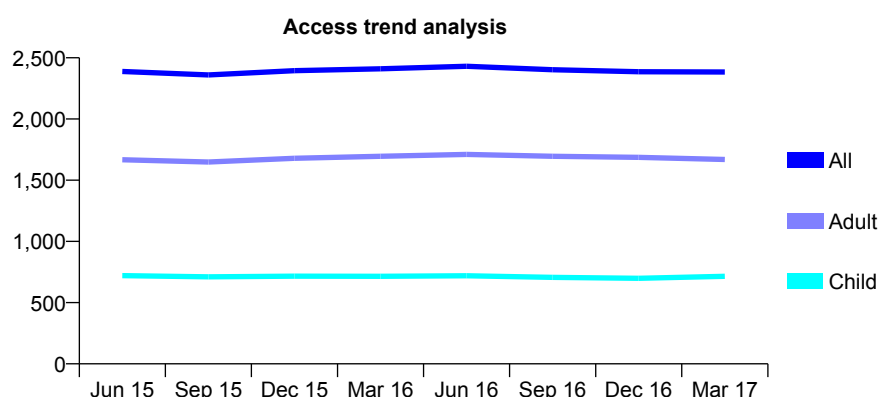
Q68 - Vital Signs At a Glance Contract Report for 111740/0001 - Year end March 2017

Name or company name	Mr Mayuran Senthilnathan & Mr Amit Dodia
Contract type name	GDS Contract
Purpose of contract	General
Contract start date	06/06/2010
Contract end date	

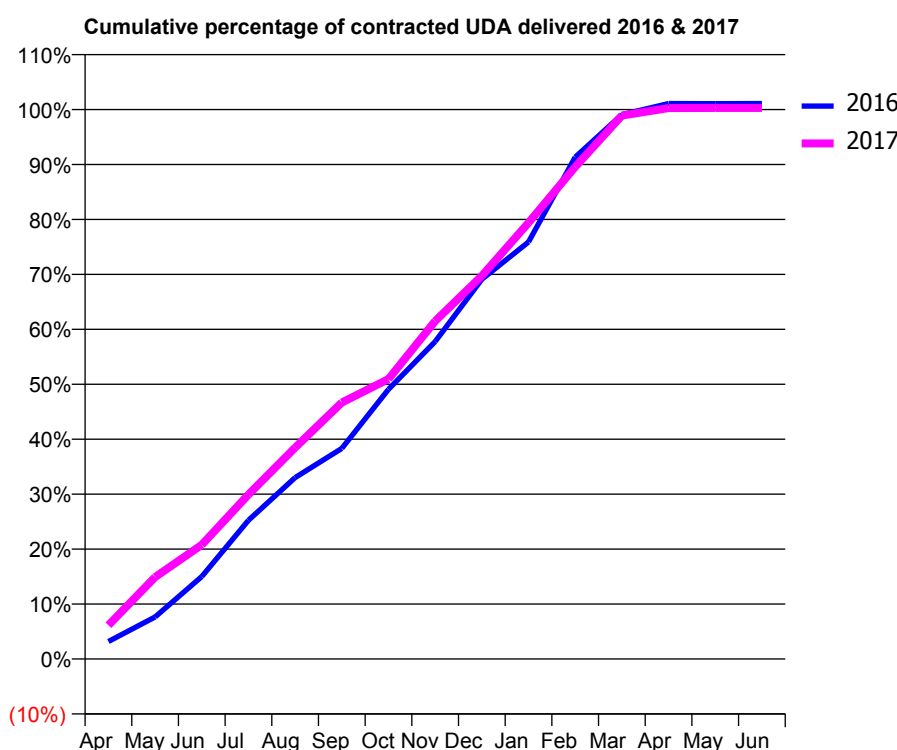
16/17 Contracted general activity (UDA)	7,827
Carry forward general activity (UDA)	-85
16/17 Contracted orthodontic activity (UOA)	0
Carry forward orthodontic activity (UOA)	0
Baseline contract value	£173,960.27

ACCESS*

Patients seen in 24 months	Total	Change since previous quarter
Quarter ending March 2016	2,410	
Quarter ending June 2016	2,431	→
Quarter ending September 2016	2,402	↓
Quarter ending December 2016	2,386	→
Quarter ending March 2017	2,384	→
Variance since March 2016	(1.1%)	↓



ACTIVITY



Adjusted Scheduled Activity (UDA)		
Month	2016	2017
April	251	482
May	598	1,168
June	1,175	1,628
July	1,977	2,343
August	2,585	3,011
September	3,000	3,653
October	3,842	3,988
November	4,522	4,813
December	5,409	5,457
January	5,941	6,214
February	7,148	7,009
March	7,754	7,741
April	7,912	7,848
May	7,911	7,849
June	7,912	7,849

QUALITY

	Quantity	Base Number	Contract	AT	Region	England
% of FP17s for the same patient ID Re-attending within 3 months - Children	113	1,216	9.3%	9.8%	11.9%	12.3%
% of FP17s for the same patient ID Re-attending within 3 months - Adults	377	2,472	15.3%	15.9%	16.6%	16.7%
% of FP17s for the same patient ID Re-attending between 3 & 9 months - Children	792	1,216	65.1%	59.0%	60.2%	57.6%
% of FP17s for the same patient ID Re-attending between 3 & 9 months - Adults	1,480	2,472	59.9%	50.5%	51.5%	50.1%
% of FP17s for Band 1 Urgent Courses	255	3,643	7.0%	9.5%	9.5%	9.1%
% of FP17s Relating to Free Repair or Replacements	49	3,643	1.3%	0.6%	0.7%	0.8%
% of FP17s Relating to Continuations	3	3,643	0.1%	1.1%	1.2%	1.2%
% of Patients satisfied with the dentistry they have received	5	6	N/A	92.4%	93.1%	92.8%
% of Patients satisfied with the time they had to wait for an appointment	5	6	N/A	89.1%	88.8%	88.7%

* This is based on patients treated on this contract for their most recent course of treatment. Figures in italics indicate the base number of FP17s or Patient Questionnaire responses are less than 100. N/A is shown where the base number of responses is less than 10 during the period. % is calculated as Quantity/Base number*100

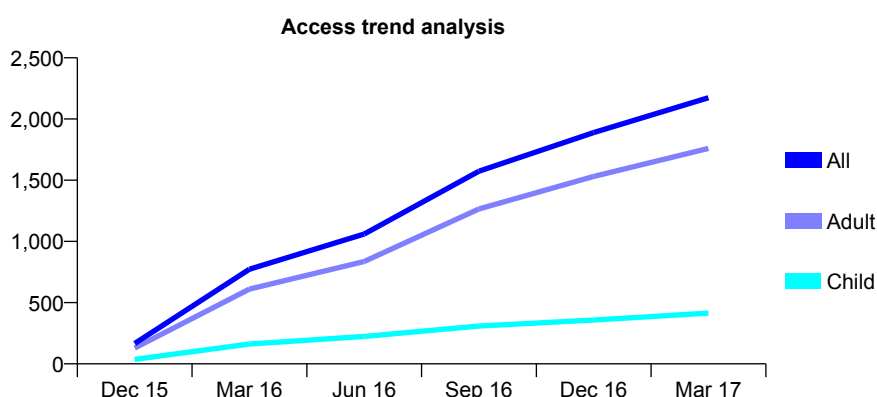
Q68 - Vital Signs At a Glance Contract Report for 113611/0001 - Year end March 2017

Name or company name	North Chailey Dental Care
Contract type name	GDS Contract
Purpose of contract	General
Contract start date	13/11/2015
Contract end date	

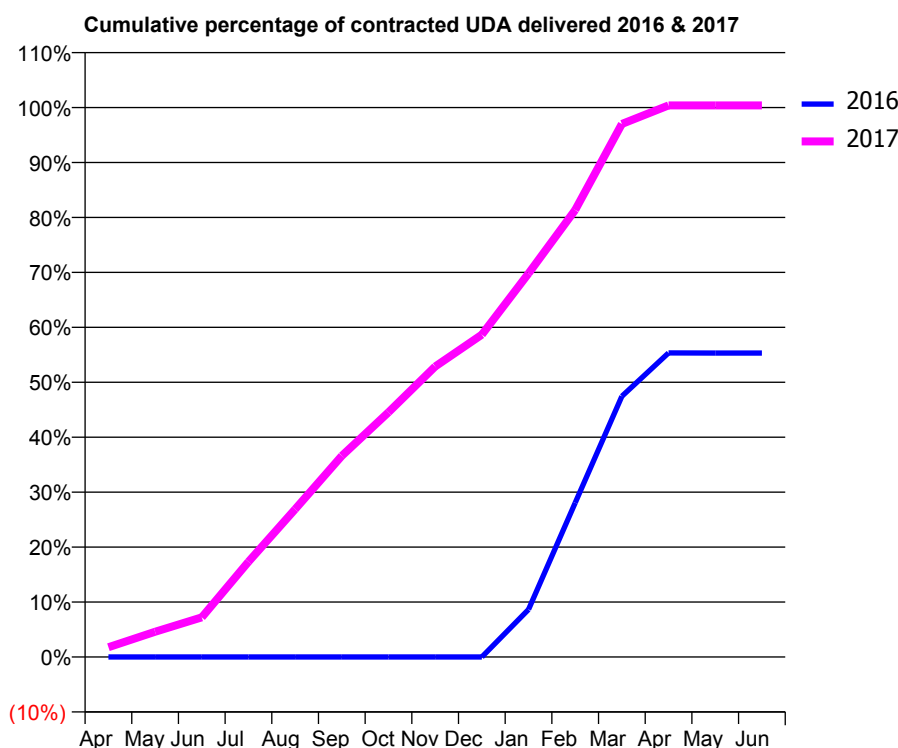
16/17 Contracted general activity (UDA)	11,000
Carry forward general activity (UDA)	0
16/17 Contracted orthodontic activity (UOA)	0
Carry forward orthodontic activity (UOA)	0
Baseline contract value	£279,215.88

ACCESS*

Patients seen in 24 months	Total	Change since previous quarter
Quarter ending March 2016	773	
Quarter ending June 2016	1,060	↑
Quarter ending September 2016	1,574	↑
Quarter ending December 2016	1,889	↑
Quarter ending March 2017	2,174	↑
Variance since March 2016	181.2%	↑



ACTIVITY



Month	Adjusted Scheduled Activity (UDA)	
	2016	2017
April	0	197
May	0	507
June	0	795
July	0	1,908
August	0	2,960
September	0	4,027
October	0	4,900
November	0	5,815
December	0	6,454
January	395	7,678
February	1,282	8,948
March	2,167	10,671
April	2,528	11,041
May	2,527	11,041
June	2,527	11,042

QUALITY

	Quantity	Base Number	Contract	AT	Region	England
% of FP17s for the same patient ID Re-attending within 3 months - Children	34	599	5.7%	9.8%	11.9%	12.3%
% of FP17s for the same patient ID Re-attending within 3 months - Adults	402	2,566	15.7%	15.9%	16.6%	16.7%
% of FP17s for the same patient ID Re-attending between 3 & 9 months - Children	248	599	41.4%	59.0%	60.2%	57.6%
% of FP17s for the same patient ID Re-attending between 3 & 9 months - Adults	817	2,566	31.8%	50.5%	51.5%	50.1%
% of FP17s for Band 1 Urgent Courses	325	3,134	10.4%	9.5%	9.5%	9.1%
% of FP17s Relating to Free Repair or Replacements	10	3,134	0.3%	0.6%	0.7%	0.8%
% of FP17s Relating to Continuations	46	3,134	1.5%	1.1%	1.2%	1.2%
% of Patients satisfied with the dentistry they have received	1	2	N/A	92.4%	93.1%	92.8%
% of Patients satisfied with the time they had to wait for an appointment	2	2	N/A	89.1%	88.8%	88.7%

* This is based on patients treated on this contract for their most recent course of treatment. Figures in italics indicate the base number of FP17s or Patient Questionnaire responses are less than 100. N/A is shown where the base number of responses is less than 10 during the period. % is calculated as Quantity/Base number*100

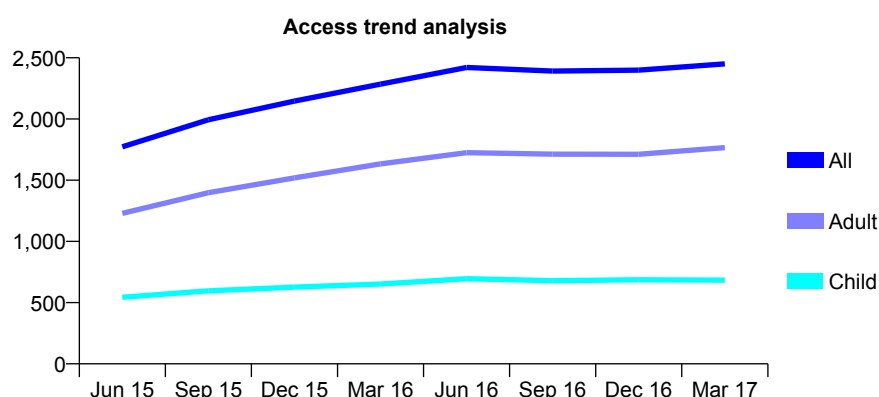
Q68 - Vital Signs At a Glance Contract Report for 114073/0001 - Year end March 2017

Name or company name	Mr Mohammed Farmanand Miss Sarah Ali
Contract type name	GDS Contract
Purpose of contract	General
Contract start date	01/07/2014
Contract end date	

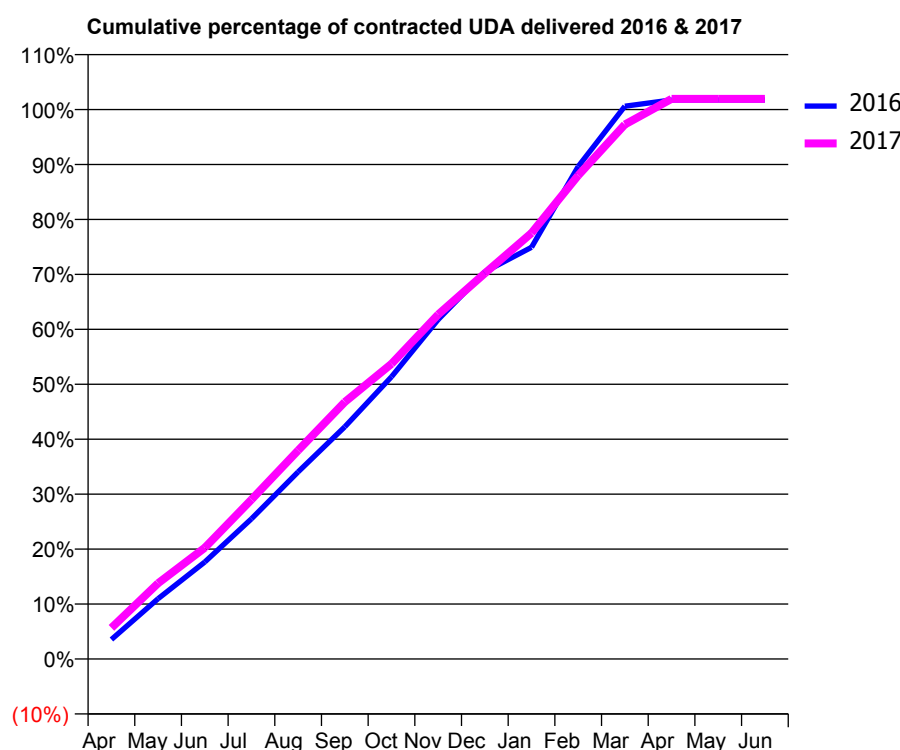
16/17 Contracted general activity (UDA)	7,501
Carry forward general activity (UDA)	-131
16/17 Contracted orthodontic activity (UOA)	0
Carry forward orthodontic activity (UOA)	0
Baseline contract value	£170,596.21

ACCESS*

Patients seen in 24 months	Total	Change since previous quarter
Quarter ending March 2016	2,285	
Quarter ending June 2016	2,421	↑
Quarter ending September 2016	2,392	↓
Quarter ending December 2016	2,399	→
Quarter ending March 2017	2,450	↑
Variance since March 2016	7.2%	↑



ACTIVITY



Adjusted Scheduled Activity (UDA)		
Month	2016	2017
April	267	424
May	823	1,035
June	1,325	1,519
July	1,914	2,175
August	2,554	2,848
September	3,169	3,509
October	3,853	4,029
November	4,633	4,703
December	5,286	5,266
January	5,621	5,815
February	6,723	6,602
March	7,547	7,297
April	7,631	7,646
May	7,632	7,646
June	7,632	7,647

QUALITY

	Quantity	Base Number	Contract	AT	Region	England
% of FP17s for the same patient ID Re-attending within 3 months - Children	35	793	4.4%	9.8%	11.9%	12.3%
% of FP17s for the same patient ID Re-attending within 3 months - Adults	220	1,915	11.5%	15.9%	16.6%	16.7%
% of FP17s for the same patient ID Re-attending between 3 & 9 months - Children	317	793	40.0%	59.0%	60.2%	57.6%
% of FP17s for the same patient ID Re-attending between 3 & 9 months - Adults	809	1,915	42.2%	50.5%	51.5%	50.1%
% of FP17s for Band 1 Urgent Courses	228	2,772	8.2%	9.5%	9.5%	9.1%
% of FP17s Relating to Free Repair or Replacements	9	2,772	0.3%	0.6%	0.7%	0.8%
% of FP17s Relating to Continuations	37	2,772	1.3%	1.1%	1.2%	1.2%
% of Patients satisfied with the dentistry they have received	1	1	N/A	92.4%	93.1%	92.8%
% of Patients satisfied with the time they had to wait for an appointment	1	1	N/A	89.1%	88.8%	88.7%

* This is based on patients treated on this contract for their most recent course of treatment. Figures in italics indicate the base number of FP17s or Patient Questionnaire responses are less than 100. N/A is shown where the base number of responses is less than 10 during the period. % is calculated as Quantity/Base number*100

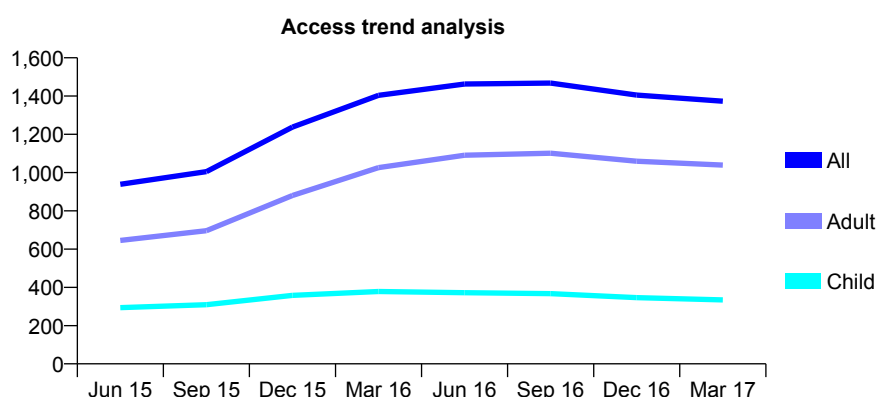
Q68 - Vital Signs At a Glance Contract Report for 115673/0001 - Year end March 2017

Name or company name	Rye Dental Surgery Partnership
Contract type name	GDS Contract
Purpose of contract	General
Contract start date	13/09/2014
Contract end date	

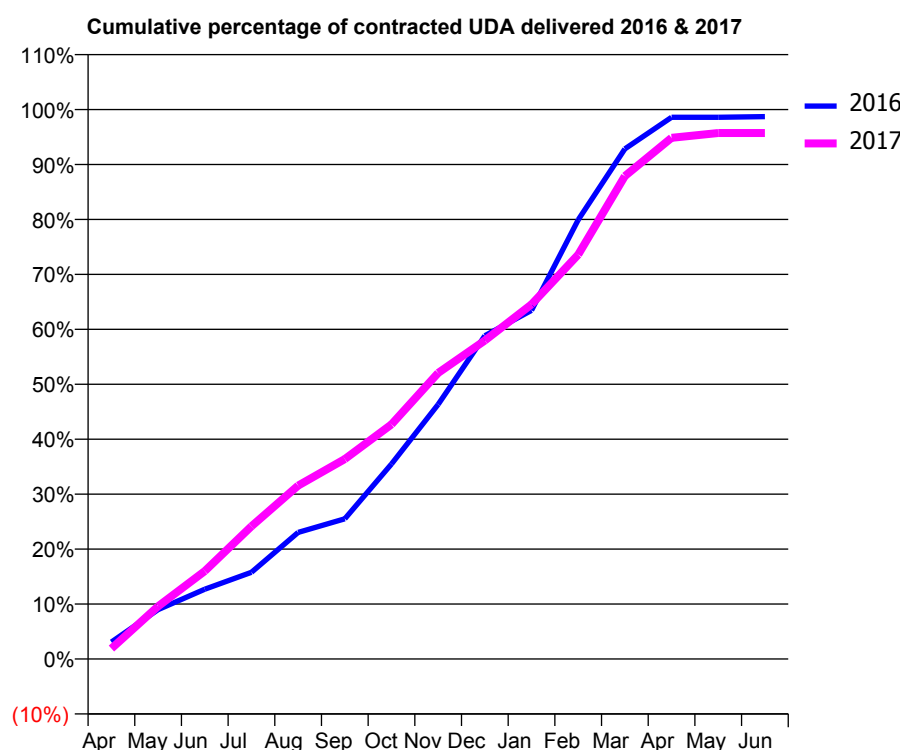
16/17 Contracted general activity (UDA)	5,000
Carry forward general activity (UDA)	65
16/17 Contracted orthodontic activity (UOA)	0
Carry forward orthodontic activity (UOA)	0
Baseline contract value	£118,455.21

ACCESS*

Patients seen in 24 months	Total	Change since previous quarter
Quarter ending March 2016	1,404	
Quarter ending June 2016	1,463	↑
Quarter ending September 2016	1,468	→
Quarter ending December 2016	1,405	↓
Quarter ending March 2017	1,373	↓
Variance since March 2016	(2.2%)	↓



ACTIVITY



Adjusted Scheduled Activity (UDA)		
Month	2016	2017
April	155	96
May	449	480
June	635	800
July	790	1,207
August	1,152	1,577
September	1,275	1,820
October	1,774	2,135
November	2,316	2,603
December	2,941	2,898
January	3,172	3,227
February	3,996	3,680
March	4,641	4,394
April	4,929	4,743
May	4,929	4,786
June	4,935	4,786

QUALITY

	Quantity	Base Number	Contract	AT	Region	England
% of FP17s for the same patient ID Re-attending within 3 months - Children	30	461	6.5%	9.8%	11.9%	12.3%
% of FP17s for the same patient ID Re-attending within 3 months - Adults	189	1,337	14.1%	15.9%	16.6%	16.7%
% of FP17s for the same patient ID Re-attending between 3 & 9 months - Children	270	461	58.6%	59.0%	60.2%	57.6%
% of FP17s for the same patient ID Re-attending between 3 & 9 months - Adults	690	1,337	51.6%	50.5%	51.5%	50.1%
% of FP17s for Band 1 Urgent Courses	69	1,849	3.7%	9.5%	9.5%	9.1%
% of FP17s Relating to Free Repair or Replacements	16	1,849	0.9%	0.6%	0.7%	0.8%
% of FP17s Relating to Continuations	68	1,849	3.7%	1.1%	1.2%	1.2%
% of Patients satisfied with the dentistry they have received	0	0	N/A	92.4%	93.1%	92.8%
% of Patients satisfied with the time they had to wait for an appointment	0	0	N/A	89.1%	88.8%	88.7%

* This is based on patients treated on this contract for their most recent course of treatment. Figures in italics indicate the base number of FP17s or Patient Questionnaire responses are less than 100. N/A is shown where the base number of responses is less than 10 during the period. % is calculated as Quantity/Base number*100

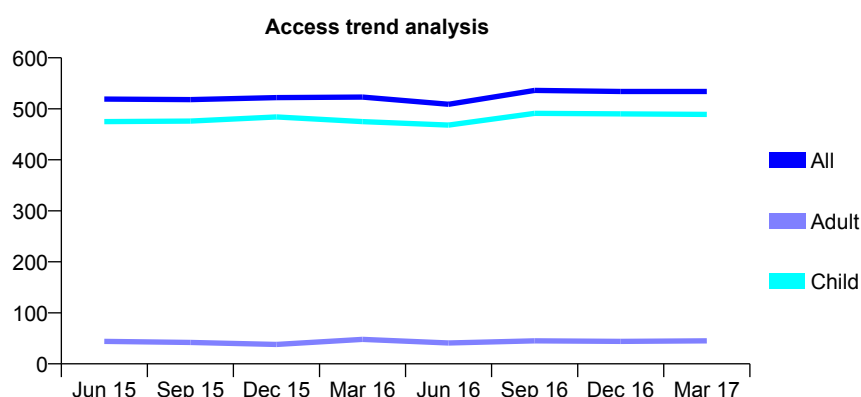
Q68 - Vital Signs At a Glance Contract Report for 115851/0001 - Year end March 2017

Name or company name	The Clinic Dental Facial Ltd
Contract type name	GDS Contract
Purpose of contract	General
Contract start date	01/01/2007
Contract end date	

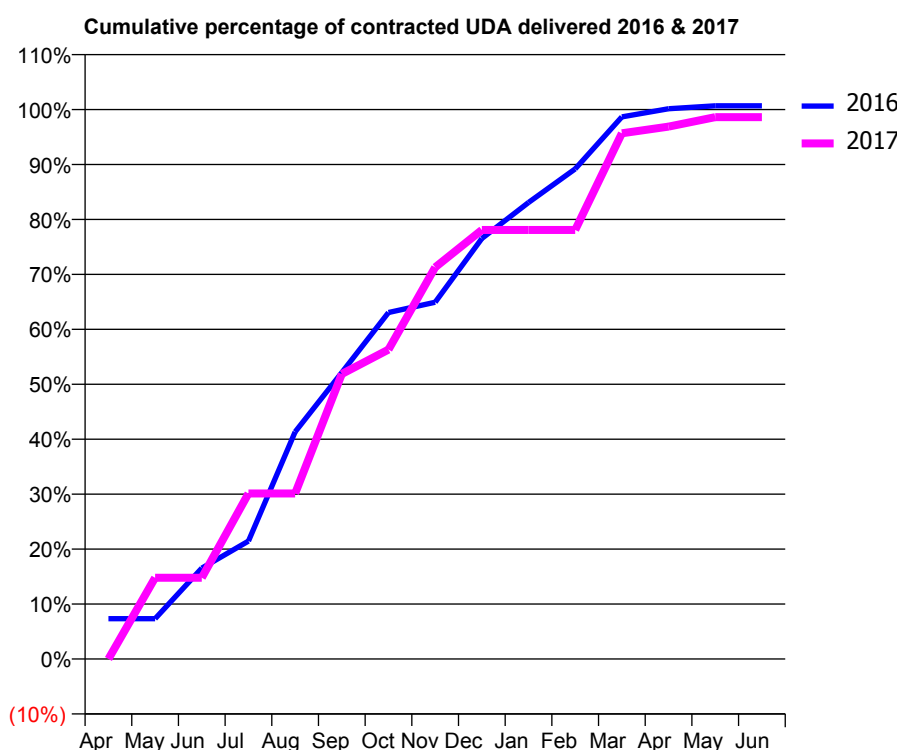
16/17 Contracted general activity (UDA)	750
Carry forward general activity (UDA)	0
16/17 Contracted orthodontic activity (UOA)	0
Carry forward orthodontic activity (UOA)	0
Baseline contract value	£24,366.29

ACCESS*

Patients seen in 24 months	Total	Change since previous quarter
Quarter ending March 2016	523	
Quarter ending June 2016	509	↓
Quarter ending September 2016	536	↑
Quarter ending December 2016	534	→
Quarter ending March 2017	534	→
Variance since March 2016	2.1%	↑



ACTIVITY



Month	Adjusted Scheduled Activity (UDA)	
	2016	2017
April	55	0
May	55	111
June	124	111
July	161	226
August	310	226
September	391	389
October	473	422
November	487	535
December	574	586
January	623	586
February	669	586
March	740	718
April	751	727
May	755	740
June	755	740

QUALITY

	Quantity	Base Number	Contract	AT	Region	England
% of FP17s for the same patient ID Re-attending within 3 months - Children	30	585	5.1%	9.8%	11.9%	12.3%
% of FP17s for the same patient ID Re-attending within 3 months - Adults	0	0	N/A	15.9%	16.6%	16.7%
% of FP17s for the same patient ID Re-attending between 3 & 9 months - Children	290	585	49.6%	59.0%	60.2%	57.6%
% of FP17s for the same patient ID Re-attending between 3 & 9 months - Adults	0	0	N/A	50.5%	51.5%	50.1%
% of FP17s for Band 1 Urgent Courses	3	589	0.5%	9.5%	9.5%	9.1%
% of FP17s Relating to Free Repair or Replacements	0	589	0.0%	0.6%	0.7%	0.8%
% of FP17s Relating to Continuations	10	589	1.7%	1.1%	1.2%	1.2%
% of Patients satisfied with the dentistry they have received	0	0	N/A	92.4%	93.1%	92.8%
% of Patients satisfied with the time they had to wait for an appointment	0	0	N/A	89.1%	88.8%	88.7%

* This is based on patients treated on this contract for their most recent course of treatment. Figures in italics indicate the base number of FP17s or Patient Questionnaire responses are less than 100. N/A is shown where the base number of responses is less than 10 during the period. % is calculated as Quantity/Base number*100

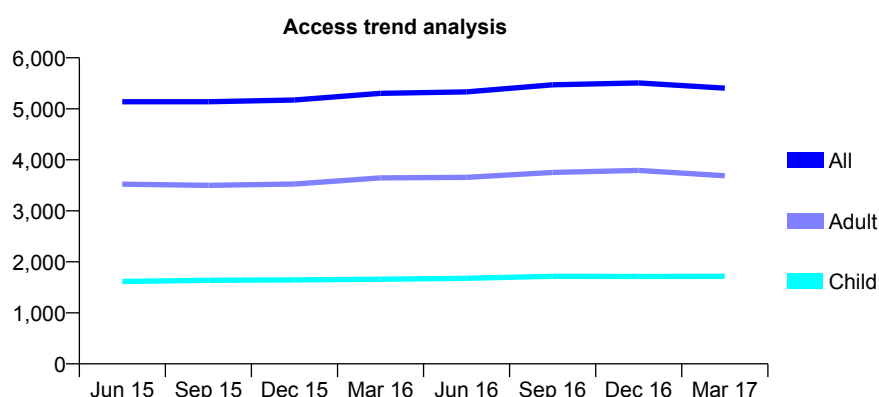
Q68 - Vital Signs At a Glance Contract Report for 116513/0001 - Year end March 2017

Name or company name	Fairfield Dental Surgery Limited
Contract type name	GDS Contract
Purpose of contract	General
Contract start date	01/05/2007
Contract end date	

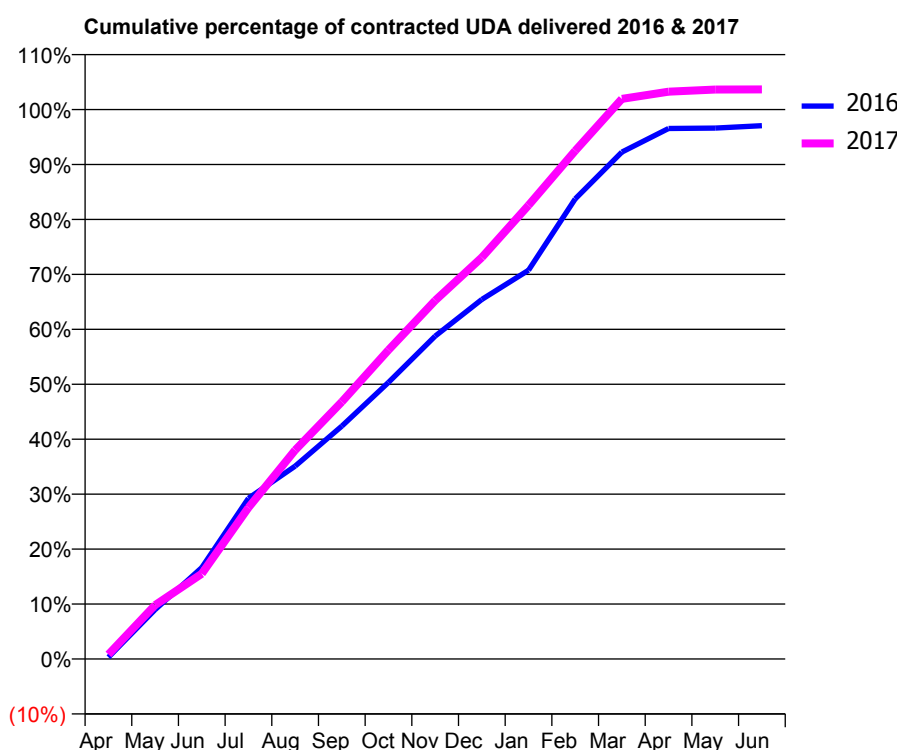
16/17 Contracted general activity (UDA)	12,859
Carry forward general activity (UDA)	379
16/17 Contracted orthodontic activity (UOA)	0
Carry forward orthodontic activity (UOA)	0
Baseline contract value	£286,851.51

ACCESS*

Patients seen in 24 months	Total	Change since previous quarter
Quarter ending March 2016	5,304	
Quarter ending June 2016	5,333	→
Quarter ending September 2016	5,471	↑
Quarter ending December 2016	5,507	→
Quarter ending March 2017	5,404	↓
Variance since March 2016	1.9%	→



ACTIVITY



Adjusted Scheduled Activity (UDA)		
Month	2016	2017
April	42	107
May	1,157	1,261
June	2,140	1,995
July	3,763	3,545
August	4,513	4,888
September	5,450	6,017
October	6,474	7,233
November	7,556	8,388
December	8,413	9,398
January	9,097	10,616
February	10,767	11,894
March	11,863	13,107
April	12,415	13,276
May	12,425	13,326
June	12,480	13,328

QUALITY

	Quantity	Base Number	Contract	AT	Region	England
% of FP17s for the same patient ID Re-attending within 3 months - Children	177	2,919	6.1%	9.8%	11.9%	12.3%
% of FP17s for the same patient ID Re-attending within 3 months - Adults	518	5,085	10.2%	15.9%	16.6%	16.7%
% of FP17s for the same patient ID Re-attending between 3 & 9 months - Children	1,998	2,919	68.4%	59.0%	60.2%	57.6%
% of FP17s for the same patient ID Re-attending between 3 & 9 months - Adults	2,925	5,085	57.5%	50.5%	51.5%	50.1%
% of FP17s for Band 1 Urgent Courses	520	7,795	6.7%	9.5%	9.5%	9.1%
% of FP17s Relating to Free Repair or Replacements	6	7,795	0.1%	0.6%	0.7%	0.8%
% of FP17s Relating to Continuations	50	7,795	0.6%	1.1%	1.2%	1.2%
% of Patients satisfied with the dentistry they have received	3	4	N/A	92.4%	93.1%	92.8%
% of Patients satisfied with the time they had to wait for an appointment	3	4	N/A	89.1%	88.8%	88.7%

* This is based on patients treated on this contract for their most recent course of treatment. Figures in italics indicate the base number of FP17s or Patient Questionnaire responses are less than 100. N/A is shown where the base number of responses is less than 10 during the period. % is calculated as Quantity/Base number*100

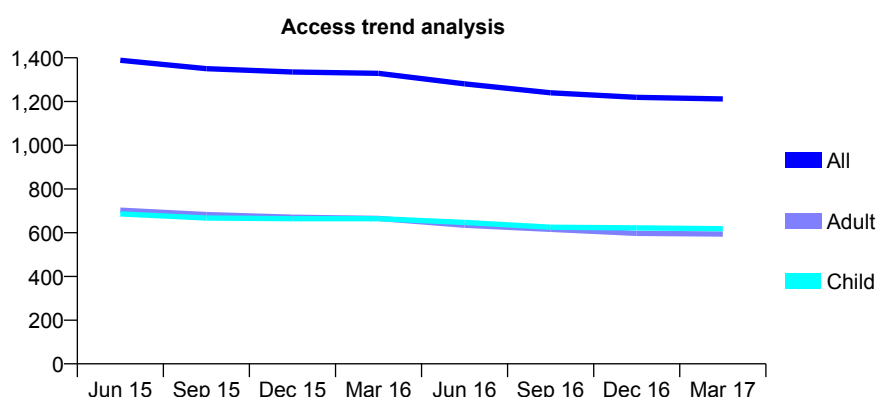
Q68 - Vital Signs At a Glance Contract Report for 116513/0003 - Year end March 2017

Name or company name	Fairfield Dental Surgery Limited
Contract type name	GDS Contract
Purpose of contract	General
Contract start date	01/08/2011
Contract end date	

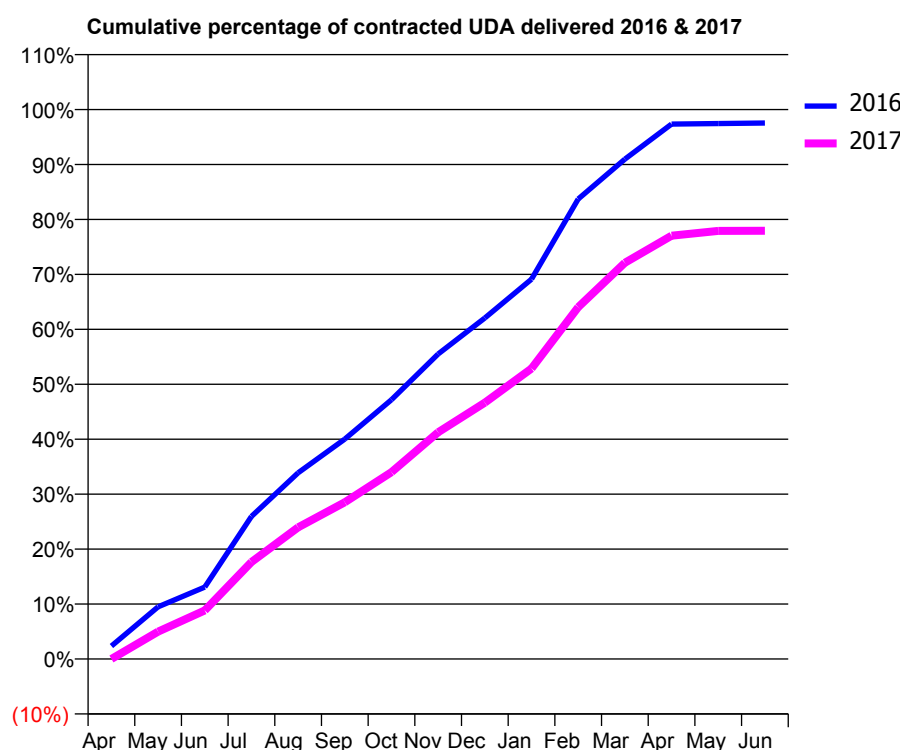
16/17 Contracted general activity (UDA)	3,500
Carry forward general activity (UDA)	86
16/17 Contracted orthodontic activity (UOA)	0
Carry forward orthodontic activity (UOA)	0
Baseline contract value	£77,736.24

ACCESS*

Patients seen in 24 months	Total	Change since previous quarter
Quarter ending March 2016	1,329	
Quarter ending June 2016	1,281	↓
Quarter ending September 2016	1,240	↓
Quarter ending December 2016	1,219	↓
Quarter ending March 2017	1,212	→
Variance since March 2016	(8.8%)	↓



ACTIVITY



Adjusted Scheduled Activity (UDA)		
Month	2016	2017
April	82	0
May	332	174
June	458	310
July	908	618
August	1,186	839
September	1,401	999
October	1,652	1,191
November	1,943	1,445
December	2,172	1,633
January	2,419	1,850
February	2,930	2,241
March	3,184	2,524
April	3,407	2,696
May	3,411	2,726
June	3,414	2,727

QUALITY

	Quantity	Base Number	Contract	AT	Region	England
% of FP17s for the same patient ID Re-attending within 3 months - Children	51	1,048	4.9%	9.8%	11.9%	12.3%
% of FP17s for the same patient ID Re-attending within 3 months - Adults	63	785	8.0%	15.9%	16.6%	16.7%
% of FP17s for the same patient ID Re-attending between 3 & 9 months - Children	760	1,048	72.5%	59.0%	60.2%	57.6%
% of FP17s for the same patient ID Re-attending between 3 & 9 months - Adults	541	785	68.9%	50.5%	51.5%	50.1%
% of FP17s for Band 1 Urgent Courses	32	1,798	1.8%	9.5%	9.5%	9.1%
% of FP17s Relating to Free Repair or Replacements	5	1,798	0.3%	0.6%	0.7%	0.8%
% of FP17s Relating to Continuations	25	1,798	1.4%	1.1%	1.2%	1.2%
% of Patients satisfied with the dentistry they have received	2	2	N/A	92.4%	93.1%	92.8%
% of Patients satisfied with the time they had to wait for an appointment	2	2	N/A	89.1%	88.8%	88.7%

* This is based on patients treated on this contract for their most recent course of treatment. Figures in italics indicate the base number of FP17s or Patient Questionnaire responses are less than 100. N/A is shown where the base number of responses is less than 10 during the period. % is calculated as Quantity/Base number*100

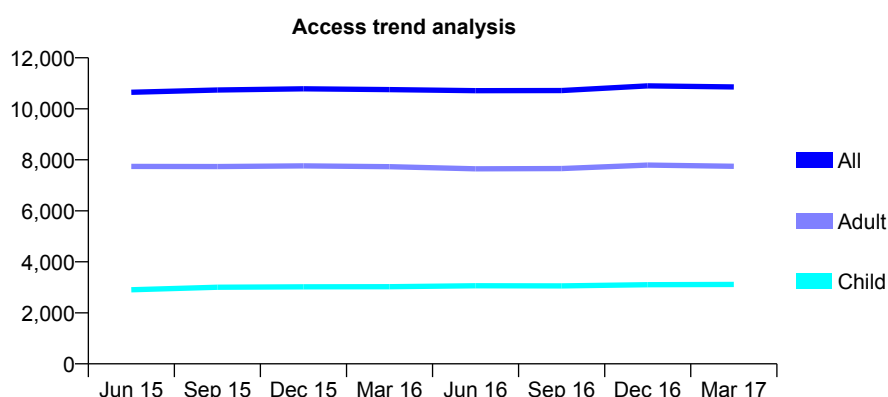
Q68 - Vital Signs At a Glance Contract Report for 117013/0001 - Year end March 2017

Name or company name	Family Dental Centre Limited
Contract type name	GDS Contract
Purpose of contract	General
Contract start date	01/04/2010
Contract end date	

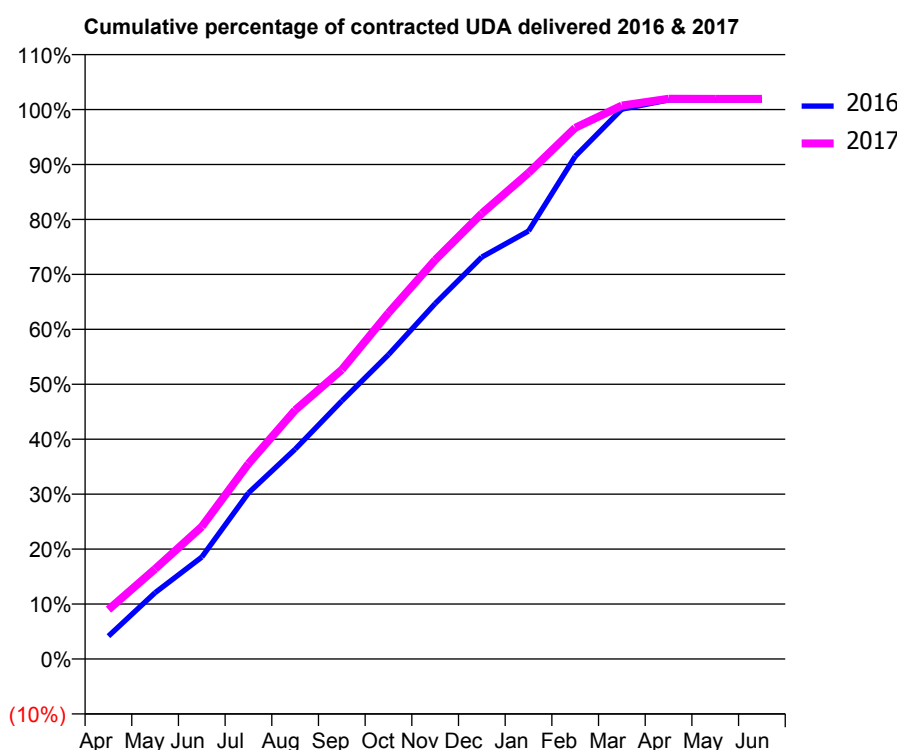
16/17 Contracted general activity (UDA)	41,003
Carry forward general activity (UDA)	-720
16/17 Contracted orthodontic activity (UOA)	0
Carry forward orthodontic activity (UOA)	0
Baseline contract value	£1,502,125.02

ACCESS*

Patients seen in 24 months	Total	Change since previous quarter
Quarter ending March 2016	10,755	
Quarter ending June 2016	10,709	→
Quarter ending September 2016	10,716	→
Quarter ending December 2016	10,898	→
Quarter ending March 2017	10,858	→
Variance since March 2016	1.0%	→



ACTIVITY



Adjusted Scheduled Activity (UDA)		
Month	2016	2017
April	1,704	3,685
May	4,955	6,718
June	7,607	9,875
July	12,393	14,572
August	15,655	18,571
September	19,254	21,583
October	22,715	25,825
November	26,523	29,774
December	29,990	33,250
January	31,939	36,273
February	37,506	39,635
March	41,034	41,302
April	41,714	41,805
May	41,720	41,797
June	41,723	41,797

QUALITY

	Quantity	Base Number	Contract	AT	Region	England
% of FP17s for the same patient ID Re-attending within 3 months - Children	270	4,467	6.0%	9.8%	11.9%	12.3%
% of FP17s for the same patient ID Re-attending within 3 months - Adults	1,366	10,779	12.7%	15.9%	16.6%	16.7%
% of FP17s for the same patient ID Re-attending between 3 & 9 months - Children	2,592	4,467	58.0%	59.0%	60.2%	57.6%
% of FP17s for the same patient ID Re-attending between 3 & 9 months - Adults	5,756	10,779	53.4%	50.5%	51.5%	50.1%
% of FP17s for Band 1 Urgent Courses	1,075	14,758	7.3%	9.5%	9.5%	9.1%
% of FP17s Relating to Free Repair or Replacements	68	14,758	0.5%	0.6%	0.7%	0.8%
% of FP17s Relating to Continuations	71	14,758	0.5%	1.1%	1.2%	1.2%
% of Patients satisfied with the dentistry they have received	14	16	87.5%	92.4%	93.1%	92.8%
% of Patients satisfied with the time they had to wait for an appointment	16	16	100.0%	89.1%	88.8%	88.7%

* This is based on patients treated on this contract for their most recent course of treatment. Figures in italics indicate the base number of FP17s or Patient Questionnaire responses are less than 100. N/A is shown where the base number of responses is less than 10 during the period. % is calculated as Quantity/Base number*100

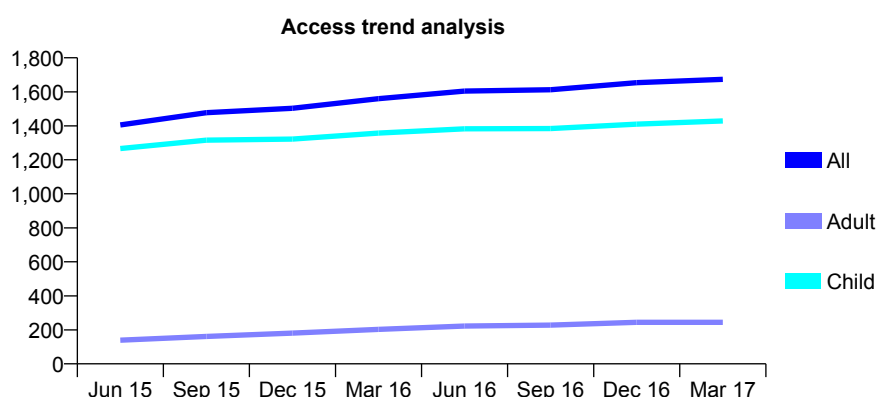
Q68 - Vital Signs At a Glance Contract Report for 117188/0001 - Year end March 2017

Name or company name	Mr Andrew Kenneth Pritchard and Mrs Catl
Contract type name	GDS Contract
Purpose of contract	General
Contract start date	21/06/2014
Contract end date	

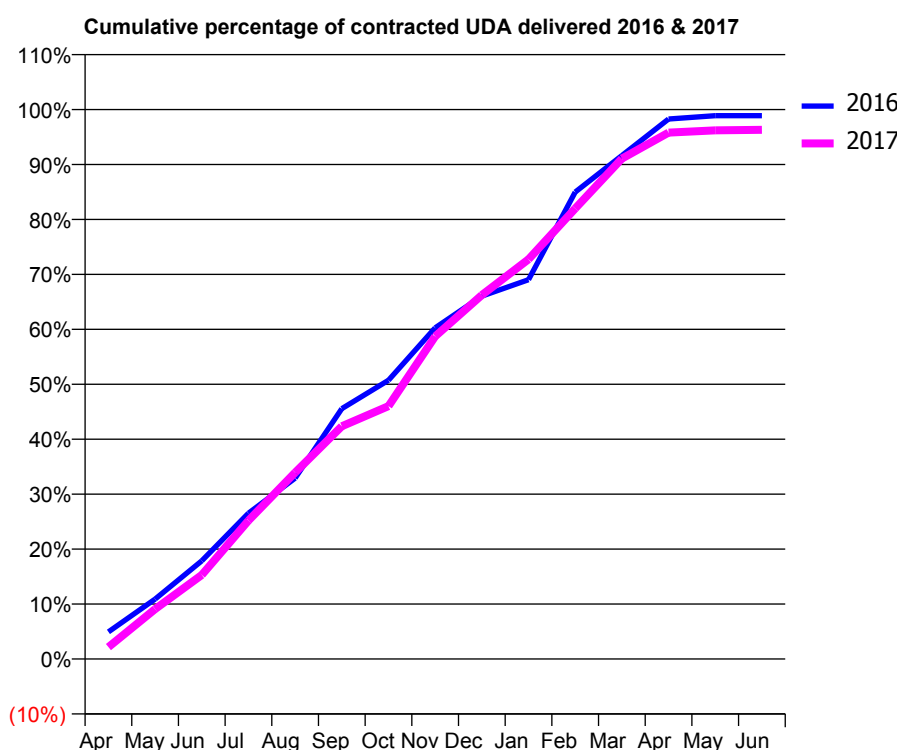
16/17 Contracted general activity (UDA)	3,600
Carry forward general activity (UDA)	40
16/17 Contracted orthodontic activity (UOA)	0
Carry forward orthodontic activity (UOA)	0
Baseline contract value	£79,995.34

ACCESS*

Patients seen in 24 months	Total	Change since previous quarter
Quarter ending March 2016	1,560	
Quarter ending June 2016	1,604	↑
Quarter ending September 2016	1,612	→
Quarter ending December 2016	1,654	↑
Quarter ending March 2017	1,673	→
Variance since March 2016	7.2%	↑



ACTIVITY



Adjusted Scheduled Activity (UDA)		
Month	2016	2017
April	178	78
May	392	327
June	644	550
July	955	907
August	1,185	1,221
September	1,640	1,525
October	1,826	1,657
November	2,170	2,114
December	2,377	2,384
January	2,485	2,619
February	3,059	2,951
March	3,299	3,278
April	3,538	3,449
May	3,560	3,464
June	3,560	3,467

QUALITY

	Quantity	Base Number	Contract	AT	Region	England
% of FP17s for the same patient ID Re-attending within 3 months - Children	330	2,628	12.6%	9.8%	11.9%	12.3%
% of FP17s for the same patient ID Re-attending within 3 months - Adults	8	149	5.4%	15.9%	16.6%	16.7%
% of FP17s for the same patient ID Re-attending between 3 & 9 months - Children	1,703	2,628	64.8%	59.0%	60.2%	57.6%
% of FP17s for the same patient ID Re-attending between 3 & 9 months - Adults	99	149	66.4%	50.5%	51.5%	50.1%
% of FP17s for Band 1 Urgent Courses	119	2,722	4.4%	9.5%	9.5%	9.1%
% of FP17s Relating to Free Repair or Replacements	2	2,722	0.1%	0.6%	0.7%	0.8%
% of FP17s Relating to Continuations	3	2,722	0.1%	1.1%	1.2%	1.2%
% of Patients satisfied with the dentistry they have received	3	3	N/A	92.4%	93.1%	92.8%
% of Patients satisfied with the time they had to wait for an appointment	3	3	N/A	89.1%	88.8%	88.7%

* This is based on patients treated on this contract for their most recent course of treatment. Figures in italics indicate the base number of FP17s or Patient Questionnaire responses are less than 100. N/A is shown where the base number of responses is less than 10 during the period. % is calculated as Quantity/Base number*100

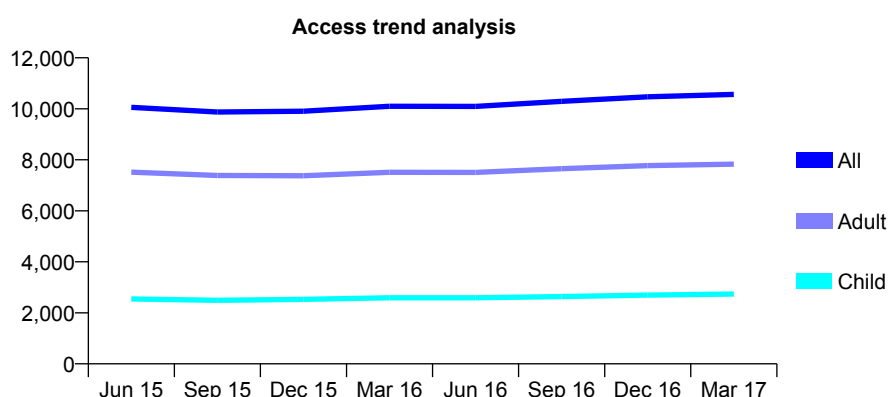
Q68 - Vital Signs At a Glance Contract Report for 117900/0002 - Year end March 2017

Name or company name	Northdene Services Limited
Contract type name	GDS Contract
Purpose of contract	General
Contract start date	01/04/2007
Contract end date	

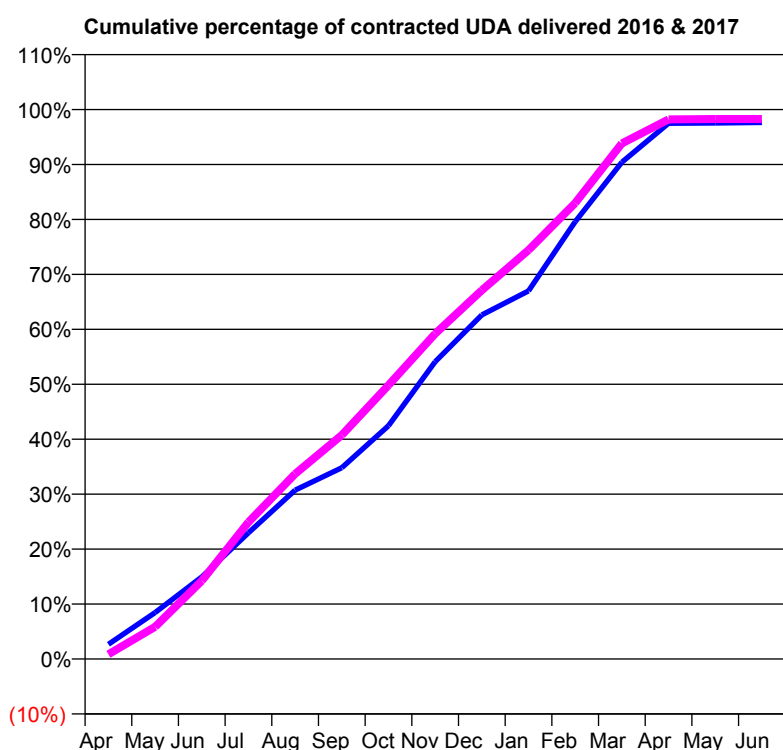
16/17 Contracted general activity (UDA)	28,218
Carry forward general activity (UDA)	668
16/17 Contracted orthodontic activity (UOA)	0
Carry forward orthodontic activity (UOA)	0
Baseline contract value	£749,699.73

ACCESS*

Patients seen in 24 months	Total	Change since previous quarter
Quarter ending March 2016	10,101	
Quarter ending June 2016	10,094	→
Quarter ending September 2016	10,291	→
Quarter ending December 2016	10,468	→
Quarter ending March 2017	10,566	→
Variance since March 2016	4.6%	↑



ACTIVITY



Adjusted Scheduled Activity (UDA)		
Month	2016	2017
April	760	242
May	2,389	1,656
June	4,214	4,016
July	6,478	7,031
August	8,675	9,507
September	9,821	11,504
October	11,981	14,059
November	15,266	16,704
December	17,673	18,934
January	18,902	20,996
February	22,458	23,419
March	25,514	26,475
April	27,509	27,706
May	27,521	27,728
June	27,550	27,732

QUALITY

	Quantity	Base Number	Contract	AT	Region	England
% of FP17s for the same patient ID Re-attending within 3 months - Children	209	3,551	5.9%	9.8%	11.9%	12.3%
% of FP17s for the same patient ID Re-attending within 3 months - Adults	1,160	9,253	12.5%	15.9%	16.6%	16.7%
% of FP17s for the same patient ID Re-attending between 3 & 9 months - Children	1,793	3,551	50.5%	59.0%	60.2%	57.6%
% of FP17s for the same patient ID Re-attending between 3 & 9 months - Adults	4,186	9,253	45.2%	50.5%	51.5%	50.1%
% of FP17s for Band 1 Urgent Courses	747	12,564	5.9%	9.5%	9.5%	9.1%
% of FP17s Relating to Free Repair or Replacements	95	12,564	0.8%	0.6%	0.7%	0.8%
% of FP17s Relating to Continuations	252	12,564	2.0%	1.1%	1.2%	1.2%
% of Patients satisfied with the dentistry they have received	18	19	94.7%	92.4%	93.1%	92.8%
% of Patients satisfied with the time they had to wait for an appointment	19	19	100.0%	89.1%	88.8%	88.7%

* This is based on patients treated on this contract for their most recent course of treatment. Figures in italics indicate the base number of FP17s or Patient Questionnaire responses are less than 100. N/A is shown where the base number of responses is less than 10 during the period. % is calculated as Quantity/Base number*100

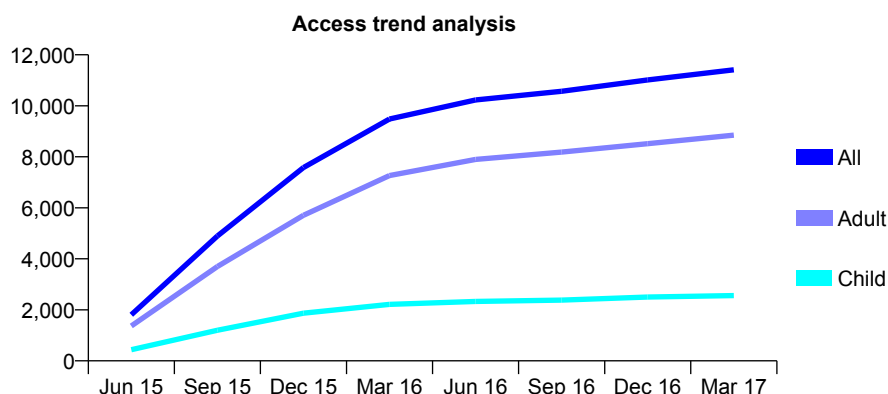
Q68 - Vital Signs At a Glance Contract Report for 117986/0001 - Year end March 2017

Name or company name	Mr S H Sachedina and Mr M O'Hara
Contract type name	GDS Contract
Purpose of contract	General
Contract start date	01/05/2015
Contract end date	

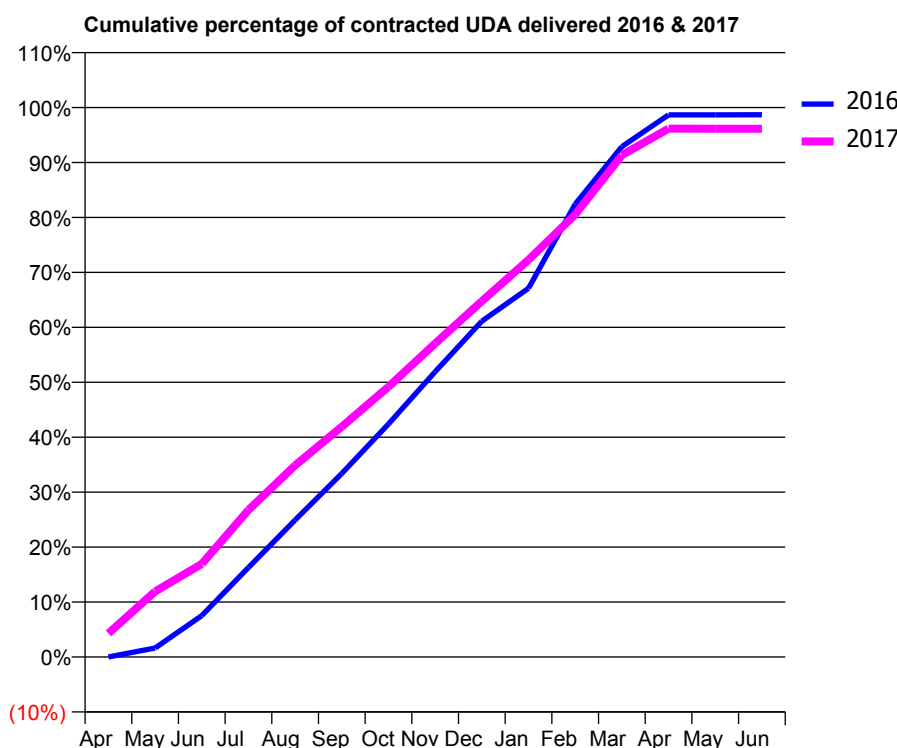
16/17 Contracted general activity (UDA)	29,663
Carry forward general activity (UDA)	0
16/17 Contracted orthodontic activity (UOA)	0
Carry forward orthodontic activity (UOA)	0
Baseline contract value	£733,294.28

ACCESS*

Patients seen in 24 months	Total	Change since previous quarter
Quarter ending March 2016	9,480	
Quarter ending June 2016	10,228	↑
Quarter ending September 2016	10,572	↑
Quarter ending December 2016	11,016	↑
Quarter ending March 2017	11,414	↑
Variance since March 2016	20.4%	↑



ACTIVITY



Month	Adjusted Scheduled Activity (UDA)	
	2016	2017
April	0	1,274
May	448	3,541
June	2,051	5,029
July	4,434	7,937
August	6,781	10,345
September	9,083	12,435
October	11,533	14,587
November	14,117	16,930
December	16,616	19,205
January	18,250	21,440
February	22,414	23,886
March	25,257	27,092
April	26,829	28,521
May	26,826	28,513
June	26,835	28,517

QUALITY

	Quantity	Base Number	Contract	AT	Region	England
% of FP17s for the same patient ID Re-attending within 3 months - Children	240	4,200	5.7%	9.8%	11.9%	12.3%
% of FP17s for the same patient ID Re-attending within 3 months - Adults	1,867	12,466	15.0%	15.9%	16.6%	16.7%
% of FP17s for the same patient ID Re-attending between 3 & 9 months - Children	2,598	4,200	61.9%	59.0%	60.2%	57.6%
% of FP17s for the same patient ID Re-attending between 3 & 9 months - Adults	6,259	12,466	50.2%	50.5%	51.5%	50.1%
% of FP17s for Band 1 Urgent Courses	1,587	16,539	9.6%	9.5%	9.5%	9.1%
% of FP17s Relating to Free Repair or Replacements	240	16,539	1.5%	0.6%	0.7%	0.8%
% of FP17s Relating to Continuations	48	16,539	0.3%	1.1%	1.2%	1.2%
% of Patients satisfied with the dentistry they have received	13	14	92.9%	92.4%	93.1%	92.8%
% of Patients satisfied with the time they had to wait for an appointment	12	14	85.7%	89.1%	88.8%	88.7%

* This is based on patients treated on this contract for their most recent course of treatment. Figures in italics indicate the base number of FP17s or Patient Questionnaire responses are less than 100. N/A is shown where the base number of responses is less than 10 during the period. % is calculated as Quantity/Base number*100

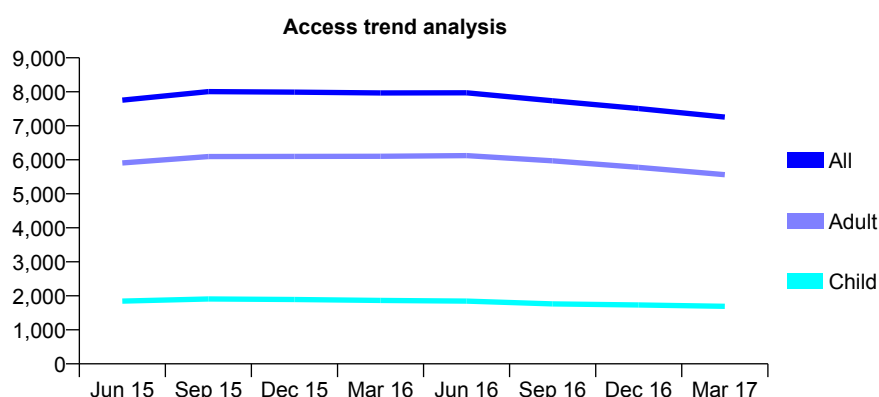
Q68 - Vital Signs At a Glance Contract Report for 119296/0001 - Year end March 2017

Name or company name	Pearl Dental Studios Limited
Contract type name	GDS Contract
Purpose of contract	General
Contract start date	01/04/2011
Contract end date	

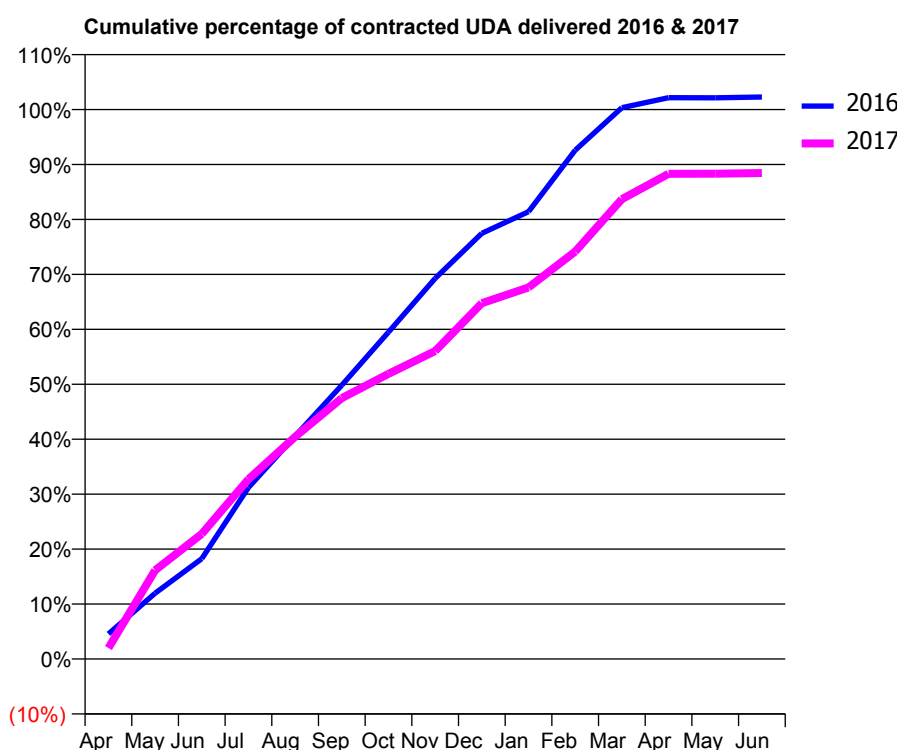
16/17 Contracted general activity (UDA)	19,000
Carry forward general activity (UDA)	-380
16/17 Contracted orthodontic activity (UOA)	0
Carry forward orthodontic activity (UOA)	0
Baseline contract value	£518,652.56

ACCESS*

Patients seen in 24 months	Total	Change since previous quarter
Quarter ending March 2016	7,967	
Quarter ending June 2016	7,970	→
Quarter ending September 2016	7,734	↓
Quarter ending December 2016	7,509	↓
Quarter ending March 2017	7,257	↓
Variance since March 2016	(8.9%)	↓



ACTIVITY



Adjusted Scheduled Activity (UDA)		
Month	2016	2017
April	870	380
May	2,277	3,067
June	3,469	4,328
July	5,930	6,219
August	7,707	7,683
September	9,466	9,021
October	11,302	9,858
November	13,159	10,648
December	14,718	12,306
January	15,468	12,847
February	17,593	14,090
March	19,064	15,899
April	19,407	16,778
May	19,405	16,779
June	19,431	16,805

QUALITY

	Quantity	Base Number	Contract	AT	Region	England
% of FP17s for the same patient ID Re-attending within 3 months - Children	139	1,927	7.2%	9.8%	11.9%	12.3%
% of FP17s for the same patient ID Re-attending within 3 months - Adults	1,295	6,354	20.4%	15.9%	16.6%	16.7%
% of FP17s for the same patient ID Re-attending between 3 & 9 months - Children	761	1,927	39.5%	59.0%	60.2%	57.6%
% of FP17s for the same patient ID Re-attending between 3 & 9 months - Adults	2,202	6,354	34.7%	50.5%	51.5%	50.1%
% of FP17s for Band 1 Urgent Courses	1,153	7,252	15.9%	9.5%	9.5%	9.1%
% of FP17s Relating to Free Repair or Replacements	51	7,252	0.7%	0.6%	0.7%	0.8%
% of FP17s Relating to Continuations	9	7,252	0.1%	1.1%	1.2%	1.2%
% of Patients satisfied with the dentistry they have received	5	5	N/A	92.4%	93.1%	92.8%
% of Patients satisfied with the time they had to wait for an appointment	5	5	N/A	89.1%	88.8%	88.7%

* This is based on patients treated on this contract for their most recent course of treatment. Figures in italics indicate the base number of FP17s or Patient Questionnaire responses are less than 100. N/A is shown where the base number of responses is less than 10 during the period. % is calculated as Quantity/Base number*100

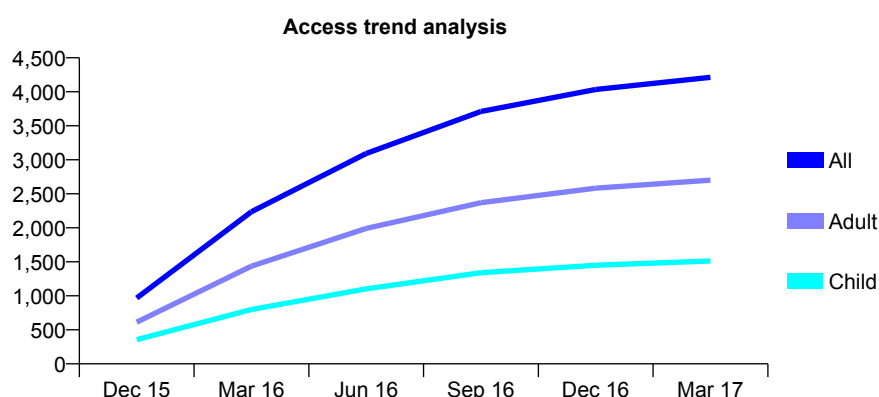
Q68 - Vital Signs At a Glance Contract Report for 120545/0001 - Year end March 2017

Name or company name	Henfield Dental Surgery Partnership
Contract type name	GDS Contract
Purpose of contract	General
Contract start date	31/10/2015
Contract end date	

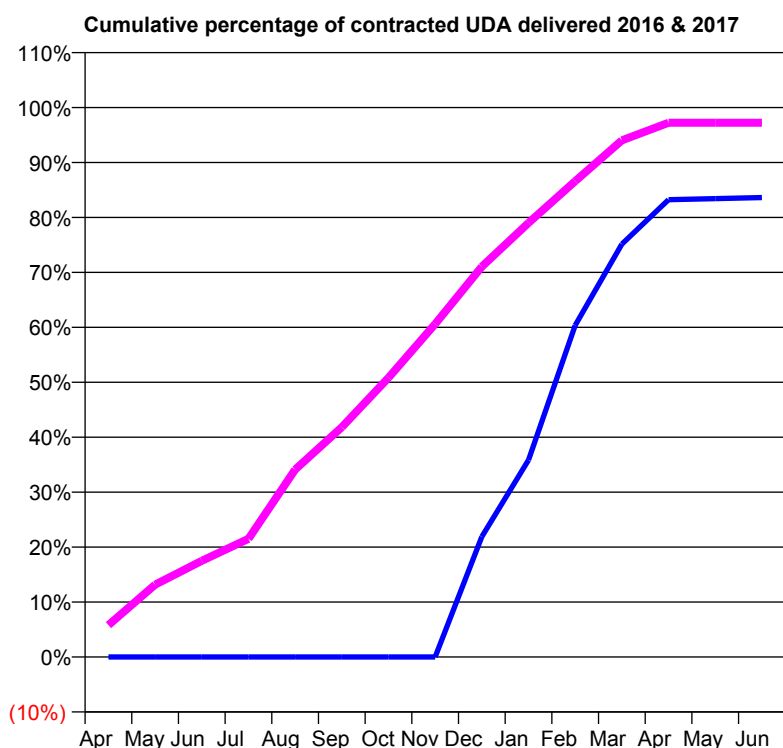
16/17 Contracted general activity (UDA)	13,000
Carry forward general activity (UDA)	-138
16/17 Contracted orthodontic activity (UOA)	0
Carry forward orthodontic activity (UOA)	0
Baseline contract value	£340,074.31

ACCESS*

Patients seen in 24 months	Total	Change since previous quarter
Quarter ending March 2016	2,236	
Quarter ending June 2016	3,093	↑
Quarter ending September 2016	3,710	↑
Quarter ending December 2016	4,034	↑
Quarter ending March 2017	4,213	↑
Variance since March 2016	88.4%	↑



ACTIVITY



Month	Adjusted Scheduled Activity (UDA)	
	2016	2017
April	0	756
May	0	1,713
June	0	2,275
July	0	2,796
August	0	4,434
September	0	5,436
October	0	6,607
November	0	7,878
December	1,186	9,236
January	1,942	10,271
February	3,270	11,258
March	4,070	12,224
April	4,508	12,640
May	4,518	12,640
June	4,529	12,640

QUALITY

	Quantity	Base Number	Contract	AT	Region	England
% of FP17s for the same patient ID Re-attending within 3 months - Children	184	2,341	7.9%	9.8%	11.9%	12.3%
% of FP17s for the same patient ID Re-attending within 3 months - Adults	708	4,420	16.0%	15.9%	16.6%	16.7%
% of FP17s for the same patient ID Re-attending between 3 & 9 months - Children	1,117	2,341	47.7%	59.0%	60.2%	57.6%
% of FP17s for the same patient ID Re-attending between 3 & 9 months - Adults	2,131	4,420	48.2%	50.5%	51.5%	50.1%
% of FP17s for Band 1 Urgent Courses	467	6,717	7.0%	9.5%	9.5%	9.1%
% of FP17s Relating to Free Repair or Replacements	10	6,717	0.1%	0.6%	0.7%	0.8%
% of FP17s Relating to Continuations	124	6,717	1.8%	1.1%	1.2%	1.2%
% of Patients satisfied with the dentistry they have received	7	8	N/A	92.4%	93.1%	92.8%
% of Patients satisfied with the time they had to wait for an appointment	8	8	N/A	89.1%	88.8%	88.7%

* This is based on patients treated on this contract for their most recent course of treatment. Figures in italics indicate the base number of FP17s or Patient Questionnaire responses are less than 100. N/A is shown where the base number of responses is less than 10 during the period. % is calculated as Quantity/Base number*100

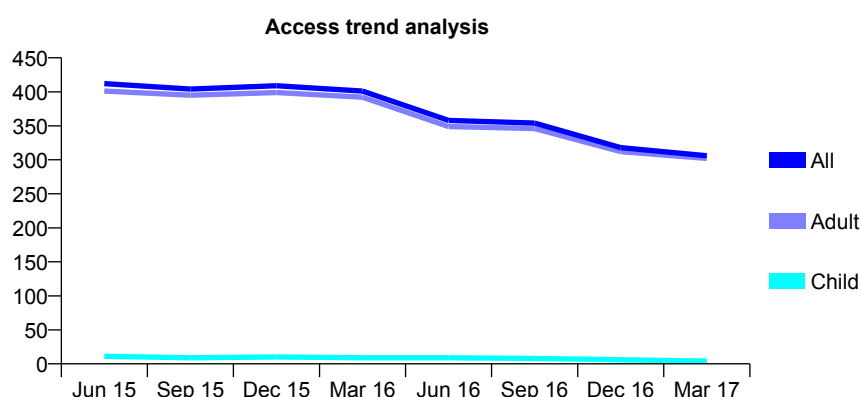
Q68 - Vital Signs At a Glance Contract Report for 121371/0001 - Year end March 2017

Name or company name	Sussex Community NHS Trust
Contract type name	PDS Contract
Purpose of contract	General
Contract start date	01/04/2011
Contract end date	31/03/2019

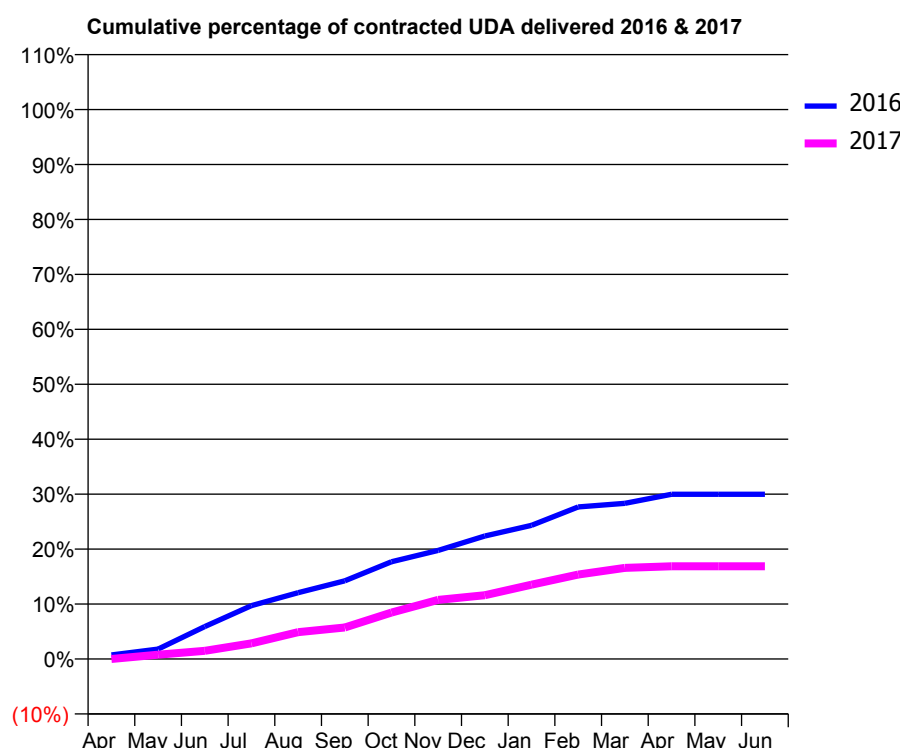
16/17 Contracted general activity (UDA)	2,000
Carry forward general activity (UDA)	0
16/17 Contracted orthodontic activity (UOA)	0
Carry forward orthodontic activity (UOA)	0
Baseline contract value	£2,200,206.39

ACCESS*

Patients seen in 24 months	Total	Change since previous quarter
Quarter ending March 2016	401	
Quarter ending June 2016	358	↓
Quarter ending September 2016	354	↓
Quarter ending December 2016	318	↓
Quarter ending March 2017	306	↓
Variance since March 2016	(23.7%)	↓



ACTIVITY



Adjusted Scheduled Activity (UDA)		
Month	2016	2017
April	15	0
May	36	16
June	118	30
July	194	57
August	242	98
September	285	115
October	354	169
November	395	215
December	448	232
January	487	270
February	554	307
March	567	332
April	600	338
May	600	338
June	600	338

QUALITY

	Quantity	Base Number	Contract	AT	Region	England
% of FP17s for the same patient ID Re-attending within 3 months - Children	0	1	0.0%	9.8%	11.9%	12.3%
% of FP17s for the same patient ID Re-attending within 3 months - Adults	9	165	5.5%	15.9%	16.6%	16.7%
% of FP17s for the same patient ID Re-attending between 3 & 9 months - Children	0	1	0.0%	59.0%	60.2%	57.6%
% of FP17s for the same patient ID Re-attending between 3 & 9 months - Adults	10	165	6.1%	50.5%	51.5%	50.1%
% of FP17s for Band 1 Urgent Courses	3	153	2.0%	9.5%	9.5%	9.1%
% of FP17s Relating to Free Repair or Replacements	0	153	0.0%	0.6%	0.7%	0.8%
% of FP17s Relating to Continuations	3	153	2.0%	1.1%	1.2%	1.2%
% of Patients satisfied with the dentistry they have received	2	2	N/A	92.4%	93.1%	92.8%
% of Patients satisfied with the time they had to wait for an appointment	1	2	N/A	89.1%	88.8%	88.7%

* This is based on patients treated on this contract for their most recent course of treatment. Figures in italics indicate the base number of FP17s or Patient Questionnaire responses are less than 100. N/A is shown where the base number of responses is less than 10 during the period. % is calculated as Quantity/Base number*100

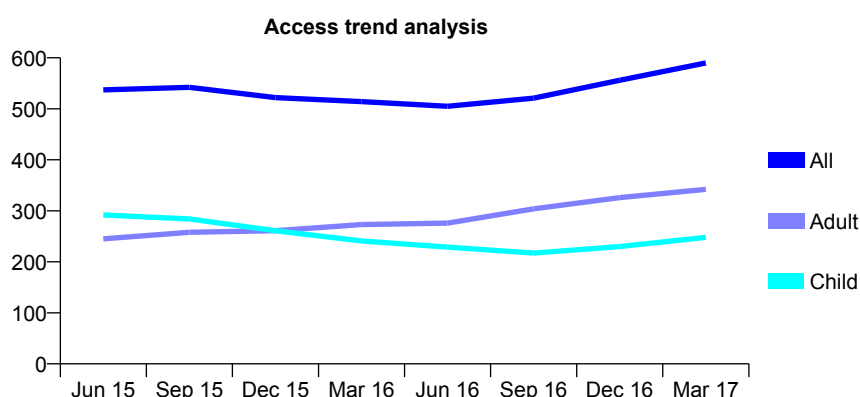
Q68 - Vital Signs At a Glance Contract Report for 121371/0002 - Year end March 2017

Name or company name	Sussex Community NHS Trust
Contract type name	PDS Contract
Purpose of contract	General
Contract start date	01/04/2011
Contract end date	31/03/2019

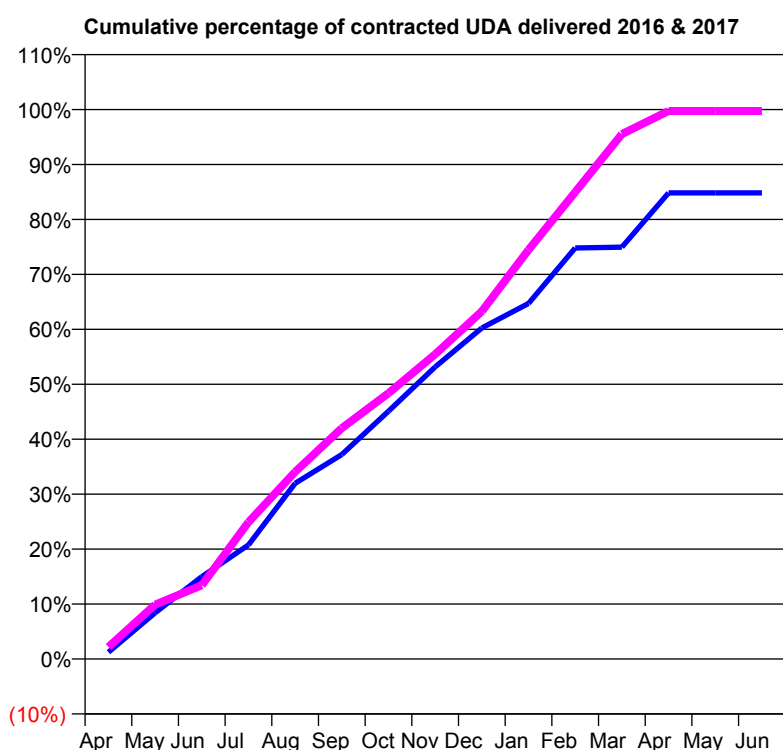
16/17 Contracted general activity (UDA)	1,600
Carry forward general activity (UDA)	0
16/17 Contracted orthodontic activity (UOA)	0
Carry forward orthodontic activity (UOA)	0
Baseline contract value	£34,887.29

ACCESS*

Patients seen in 24 months	Total	Change since previous quarter
Quarter ending March 2016	514	
Quarter ending June 2016	505	↓
Quarter ending September 2016	521	↑
Quarter ending December 2016	556	↑
Quarter ending March 2017	590	↑
Variance since March 2016	14.8%	↑



ACTIVITY



Month	Adjusted Scheduled Activity (UDA)	
	2016	2017
April	20	35
May	135	158
June	240	215
July	332	398
August	511	545
September	595	672
October	722	774
November	851	887
December	964	1,012
January	1,035	1,191
February	1,197	1,359
March	1,199	1,529
April	1,357	1,596
May	1,357	1,596
June	1,357	1,596

QUALITY

	Quantity	Base Number	Contract	AT	Region	England
% of FP17s for the same patient ID Re-attending within 3 months - Children	25	429	5.8%	9.8%	11.9%	12.3%
% of FP17s for the same patient ID Re-attending within 3 months - Adults	41	448	9.2%	15.9%	16.6%	16.7%
% of FP17s for the same patient ID Re-attending between 3 & 9 months - Children	116	429	27.0%	59.0%	60.2%	57.6%
% of FP17s for the same patient ID Re-attending between 3 & 9 months - Adults	219	448	48.9%	50.5%	51.5%	50.1%
% of FP17s for Band 1 Urgent Courses	28	807	3.5%	9.5%	9.5%	9.1%
% of FP17s Relating to Free Repair or Replacements	1	807	0.1%	0.6%	0.7%	0.8%
% of FP17s Relating to Continuations	7	807	0.9%	1.1%	1.2%	1.2%
% of Patients satisfied with the dentistry they have received	1	1	N/A	92.4%	93.1%	92.8%
% of Patients satisfied with the time they had to wait for an appointment	1	1	N/A	89.1%	88.8%	88.7%

* This is based on patients treated on this contract for their most recent course of treatment. Figures in italics indicate the base number of FP17s or Patient Questionnaire responses are less than 100. N/A is shown where the base number of responses is less than 10 during the period. % is calculated as Quantity/Base number*100

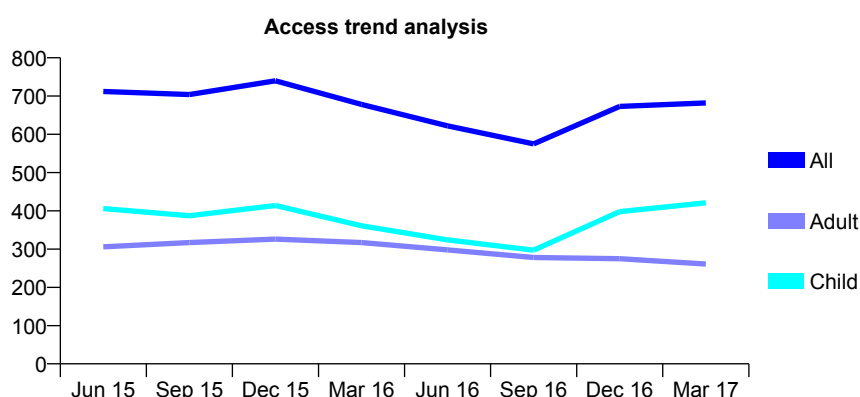
Q68 - Vital Signs At a Glance Contract Report for 121371/0004 - Year end March 2017

Name or company name	Sussex Community NHS Trust
Contract type name	PDS Contract
Purpose of contract	General
Contract start date	01/04/2011
Contract end date	31/03/2019

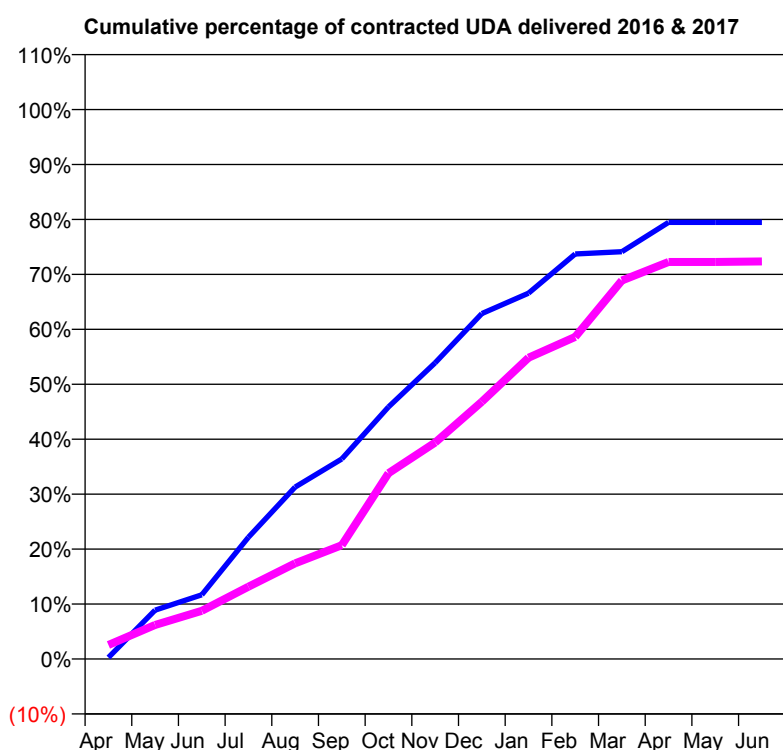
16/17 Contracted general activity (UDA)	2,450
Carry forward general activity (UDA)	0
16/17 Contracted orthodontic activity (UOA)	0
Carry forward orthodontic activity (UOA)	0
Baseline contract value	£68,915.75

ACCESS*

Patients seen in 24 months	Total	Change since previous quarter
Quarter ending March 2016	678	
Quarter ending June 2016	622	↓
Quarter ending September 2016	575	↓
Quarter ending December 2016	673	↑
Quarter ending March 2017	682	→
Variance since March 2016	0.6%	→



ACTIVITY



Adjusted Scheduled Activity (UDA)		
Month	2016	2017
April	7	63
May	218	152
June	286	215
July	543	322
August	766	426
September	892	507
October	1,124	829
November	1,321	965
December	1,540	1,147
January	1,631	1,343
February	1,806	1,436
March	1,816	1,687
April	1,947	1,770
May	1,947	1,770
June	1,947	1,772

QUALITY

	Quantity	Base Number	Contract	AT	Region	England
% of FP17s for the same patient ID Re-attending within 3 months - Children	46	603	7.6%	9.8%	11.9%	12.3%
% of FP17s for the same patient ID Re-attending within 3 months - Adults	47	304	15.5%	15.9%	16.6%	16.7%
% of FP17s for the same patient ID Re-attending between 3 & 9 months - Children	119	603	19.7%	59.0%	60.2%	57.6%
% of FP17s for the same patient ID Re-attending between 3 & 9 months - Adults	140	304	46.1%	50.5%	51.5%	50.1%
% of FP17s for Band 1 Urgent Courses	7	860	0.8%	9.5%	9.5%	9.1%
% of FP17s Relating to Free Repair or Replacements	1	860	0.1%	0.6%	0.7%	0.8%
% of FP17s Relating to Continuations	1	860	0.1%	1.1%	1.2%	1.2%
% of Patients satisfied with the dentistry they have received	0	0	N/A	92.4%	93.1%	92.8%
% of Patients satisfied with the time they had to wait for an appointment	0	0	N/A	89.1%	88.8%	88.7%

* This is based on patients treated on this contract for their most recent course of treatment. Figures in italics indicate the base number of FP17s or Patient Questionnaire responses are less than 100. N/A is shown where the base number of responses is less than 10 during the period. % is calculated as Quantity/Base number*100

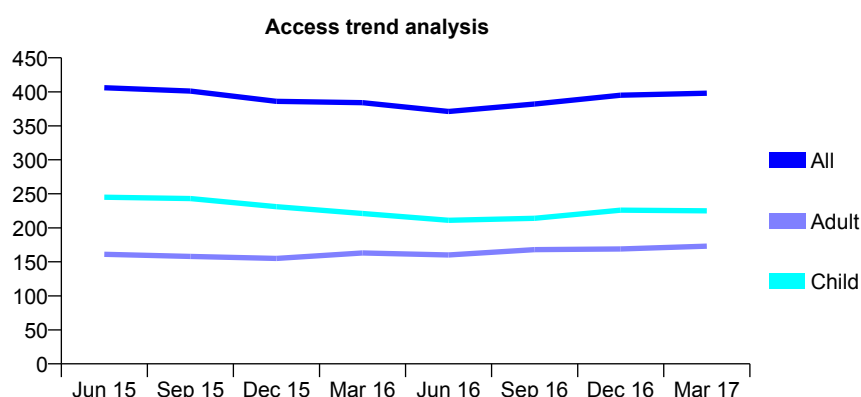
Q68 - Vital Signs At a Glance Contract Report for 121371/0005 - Year end March 2017

Name or company name	Sussex Community NHS Trust
Contract type name	PDS Contract
Purpose of contract	General
Contract start date	01/04/2011
Contract end date	31/03/2019

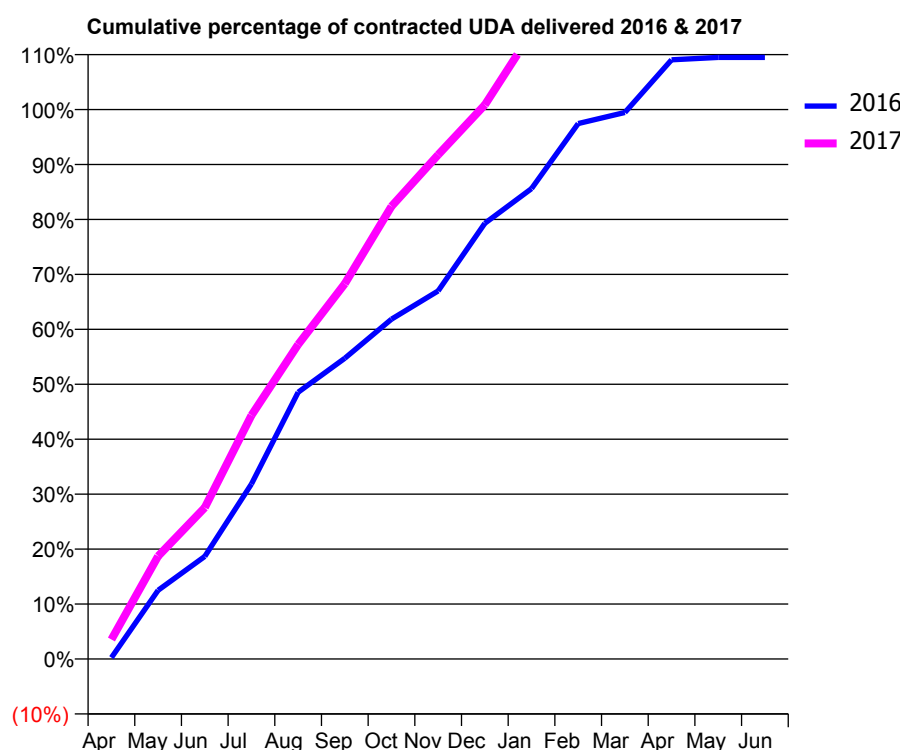
16/17 Contracted general activity (UDA)	760
Carry forward general activity (UDA)	0
16/17 Contracted orthodontic activity (UOA)	0
Carry forward orthodontic activity (UOA)	0
Baseline contract value	£14,519.53

ACCESS*

Patients seen in 24 months	Total	Change since previous quarter
Quarter ending March 2016	384	
Quarter ending June 2016	371	↓
Quarter ending September 2016	382	↑
Quarter ending December 2016	395	↑
Quarter ending March 2017	398	→
Variance since March 2016	3.6%	↑



ACTIVITY



Adjusted Scheduled Activity (UDA)		
Month	2016	2017
April	2	27
May	95	142
June	142	209
July	242	337
August	369	435
September	416	519
October	470	626
November	509	697
December	603	766
January	651	866
February	741	952
March	756	1,039
April	829	1,071
May	832	1,071
June	832	1,072

QUALITY

	Quantity	Base Number	Contract	AT	Region	England
% of FP17s for the same patient ID Re-attending within 3 months - Children	19	363	5.2%	9.8%	11.9%	12.3%
% of FP17s for the same patient ID Re-attending within 3 months - Adults	23	222	10.4%	15.9%	16.6%	16.7%
% of FP17s for the same patient ID Re-attending between 3 & 9 months - Children	88	363	24.2%	59.0%	60.2%	57.6%
% of FP17s for the same patient ID Re-attending between 3 & 9 months - Adults	113	222	50.9%	50.5%	51.5%	50.1%
% of FP17s for Band 1 Urgent Courses	11	556	2.0%	9.5%	9.5%	9.1%
% of FP17s Relating to Free Repair or Replacements	0	556	0.0%	0.6%	0.7%	0.8%
% of FP17s Relating to Continuations	7	556	1.3%	1.1%	1.2%	1.2%
% of Patients satisfied with the dentistry they have received	0	0	N/A	92.4%	93.1%	92.8%
% of Patients satisfied with the time they had to wait for an appointment	0	0	N/A	89.1%	88.8%	88.7%

* This is based on patients treated on this contract for their most recent course of treatment. Figures in italics indicate the base number of FP17s or Patient Questionnaire responses are less than 100. N/A is shown where the base number of responses is less than 10 during the period. % is calculated as Quantity/Base number*100

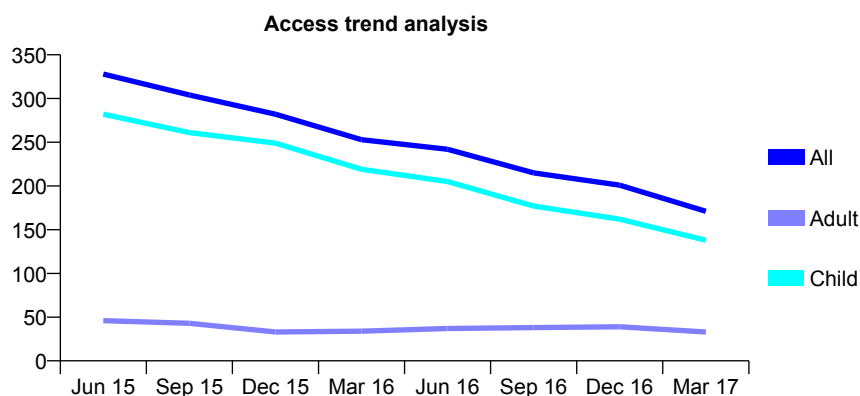
Q68 - Vital Signs At a Glance Contract Report for 121371/0006 - Year end March 2017

Name or company name	Sussex Community NHS Trust
Contract type name	PDS Contract
Purpose of contract	General
Contract start date	01/04/2011
Contract end date	31/03/2019

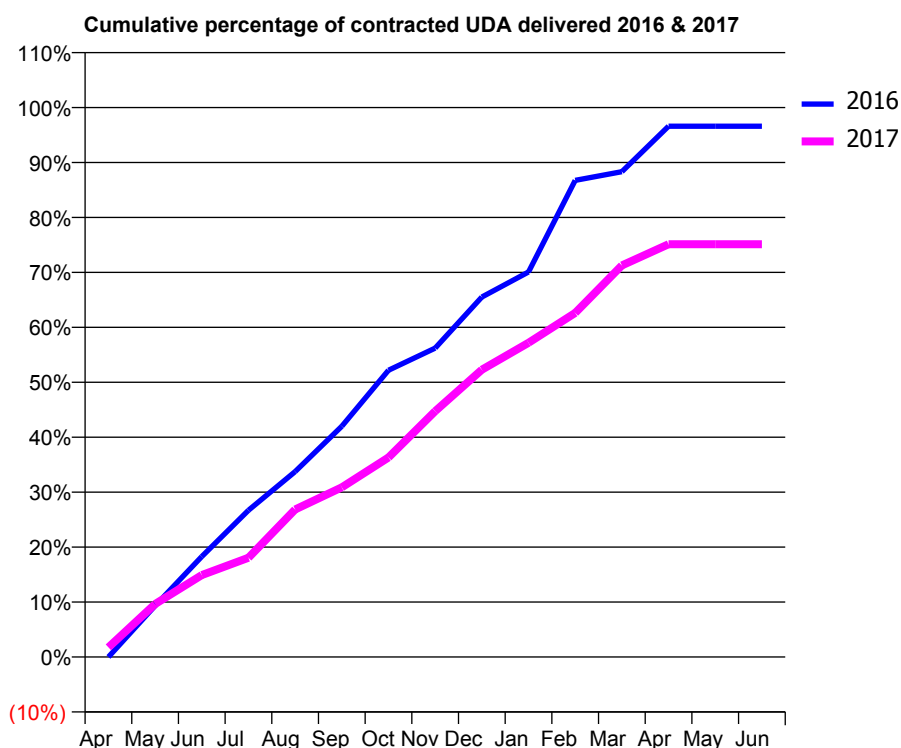
16/17 Contracted general activity (UDA)	570
Carry forward general activity (UDA)	0
16/17 Contracted orthodontic activity (UOA)	0
Carry forward orthodontic activity (UOA)	0
Baseline contract value	£12,525.49

ACCESS*

Patients seen in 24 months	Total	Change since previous quarter
Quarter ending March 2016	253	
Quarter ending June 2016	242	↓
Quarter ending September 2016	215	↓
Quarter ending December 2016	201	↓
Quarter ending March 2017	171	↓
Variance since March 2016	(32.4%)	↓



ACTIVITY



Month	Adjusted Scheduled Activity (UDA)	
	2016	2017
April	0	10
May	53	55
June	104	85
July	152	103
August	192	153
September	239	176
October	297	207
November	320	255
December	373	298
January	399	326
February	494	357
March	503	406
April	551	428
May	551	428
June	551	428

QUALITY

	Quantity	Base Number	Contract	AT	Region	England
% of FP17s for the same patient ID Re-attending within 3 months - Children	12	207	5.8%	9.8%	11.9%	12.3%
% of FP17s for the same patient ID Re-attending within 3 months - Adults	3	38	7.9%	15.9%	16.6%	16.7%
% of FP17s for the same patient ID Re-attending between 3 & 9 months - Children	42	207	20.3%	59.0%	60.2%	57.6%
% of FP17s for the same patient ID Re-attending between 3 & 9 months - Adults	19	38	50.0%	50.5%	51.5%	50.1%
% of FP17s for Band 1 Urgent Courses	1	234	0.4%	9.5%	9.5%	9.1%
% of FP17s Relating to Free Repair or Replacements	0	234	0.0%	0.6%	0.7%	0.8%
% of FP17s Relating to Continuations	0	234	0.0%	1.1%	1.2%	1.2%
% of Patients satisfied with the dentistry they have received	0	0	N/A	92.4%	93.1%	92.8%
% of Patients satisfied with the time they had to wait for an appointment	0	0	N/A	89.1%	88.8%	88.7%

* This is based on patients treated on this contract for their most recent course of treatment. Figures in italics indicate the base number of FP17s or Patient Questionnaire responses are less than 100. N/A is shown where the base number of responses is less than 10 during the period. % is calculated as Quantity/Base number*100

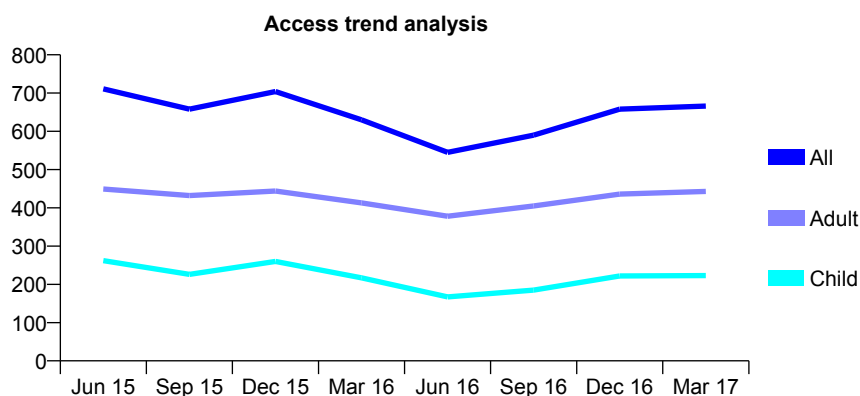
Q68 - Vital Signs At a Glance Contract Report for 121371/0007 - Year end March 2017

Name or company name	Sussex Community NHS Trust
Contract type name	PDS Contract
Purpose of contract	General
Contract start date	01/04/2011
Contract end date	31/03/2019

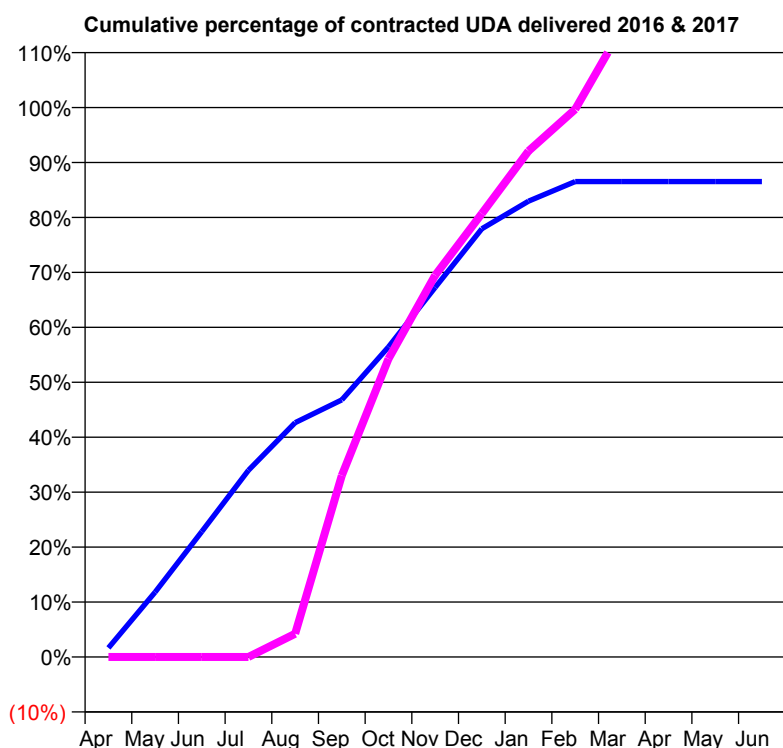
16/17 Contracted general activity (UDA)	1,320
Carry forward general activity (UDA)	0
16/17 Contracted orthodontic activity (UOA)	0
Carry forward orthodontic activity (UOA)	0
Baseline contract value	£137,346.79

ACCESS*

Patients seen in 24 months	Total	Change since previous quarter
Quarter ending March 2016	630	
Quarter ending June 2016	545	↓
Quarter ending September 2016	590	↑
Quarter ending December 2016	658	↑
Quarter ending March 2017	666	→
Variance since March 2016	5.7%	↑



ACTIVITY



Adjusted Scheduled Activity (UDA)		
Month	2016	2017
April	22	0
May	156	0
June	301	0
July	449	0
August	563	56
September	618	436
October	745	716
November	888	917
December	1,029	1,065
January	1,095	1,215
February	1,142	1,316
March	1,142	1,510
April	1,142	1,602
May	1,142	1,602
June	1,142	1,602

QUALITY

	Quantity	Base Number	Contract	AT	Region	England
% of FP17s for the same patient ID Re-attending within 3 months - Children	20	331	6.0%	9.8%	11.9%	12.3%
% of FP17s for the same patient ID Re-attending within 3 months - Adults	43	561	7.7%	15.9%	16.6%	16.7%
% of FP17s for the same patient ID Re-attending between 3 & 9 months - Children	49	331	14.8%	59.0%	60.2%	57.6%
% of FP17s for the same patient ID Re-attending between 3 & 9 months - Adults	202	561	36.0%	50.5%	51.5%	50.1%
% of FP17s for Band 1 Urgent Courses	23	864	2.7%	9.5%	9.5%	9.1%
% of FP17s Relating to Free Repair or Replacements	2	864	0.2%	0.6%	0.7%	0.8%
% of FP17s Relating to Continuations	0	864	0.0%	1.1%	1.2%	1.2%
% of Patients satisfied with the dentistry they have received	1	1	N/A	92.4%	93.1%	92.8%
% of Patients satisfied with the time they had to wait for an appointment	1	1	N/A	89.1%	88.8%	88.7%

* This is based on patients treated on this contract for their most recent course of treatment. Figures in italics indicate the base number of FP17s or Patient Questionnaire responses are less than 100. N/A is shown where the base number of responses is less than 10 during the period. % is calculated as Quantity/Base number*100

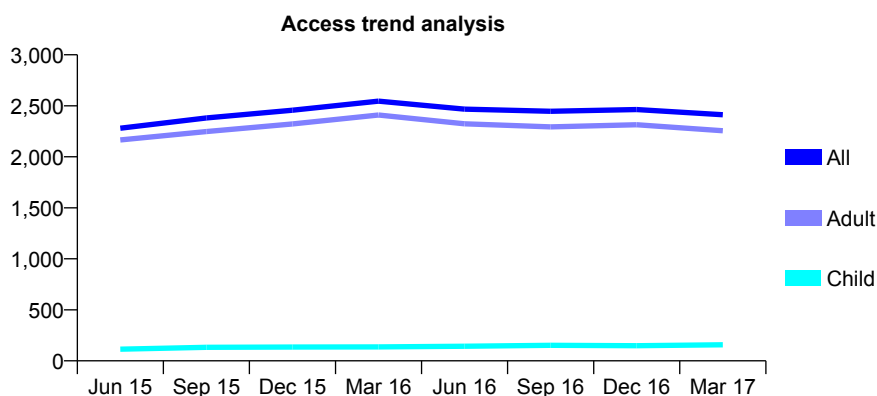
Q68 - Vital Signs At a Glance Contract Report for 121371/0009 - Year end March 2017

Name or company name	Sussex Community NHS Trust
Contract type name	PDS Contract
Purpose of contract	General
Contract start date	01/04/2011
Contract end date	31/03/2019

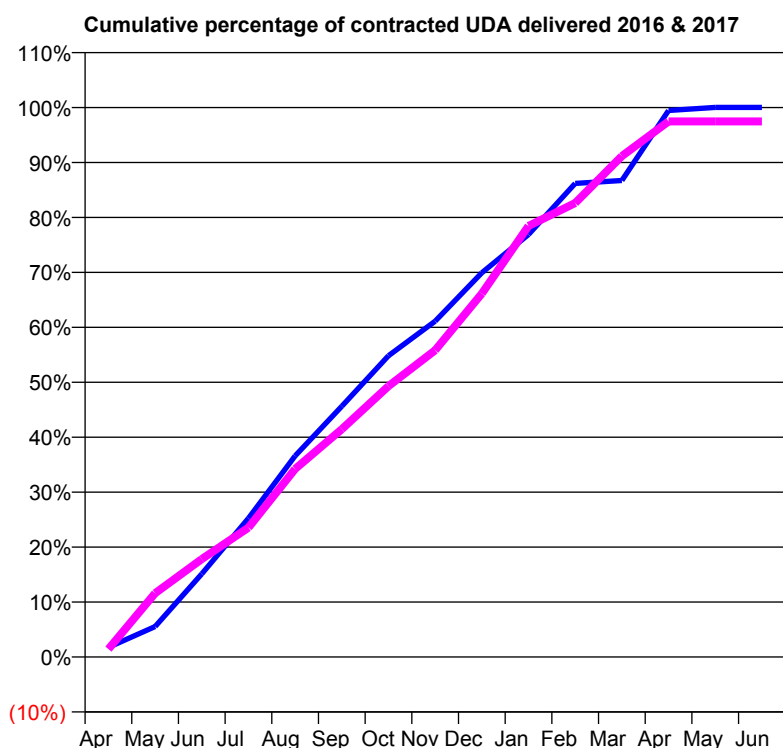
16/17 Contracted general activity (UDA)	4,000
Carry forward general activity (UDA)	0
16/17 Contracted orthodontic activity (UOA)	0
Carry forward orthodontic activity (UOA)	0
Baseline contract value	£234,684.07

ACCESS*

Patients seen in 24 months	Total	Change since previous quarter
Quarter ending March 2016	2,546	
Quarter ending June 2016	2,467	↓
Quarter ending September 2016	2,446	→
Quarter ending December 2016	2,463	→
Quarter ending March 2017	2,413	↓
Variance since March 2016	(5.2%)	↓



ACTIVITY



Month	Adjusted Scheduled Activity (UDA)	
	2016	2017
April	71	58
May	222	464
June	605	713
July	1,010	942
August	1,464	1,369
September	1,825	1,658
October	2,194	1,972
November	2,444	2,233
December	2,797	2,646
January	3,076	3,138
February	3,448	3,305
March	3,469	3,647
April	3,978	3,899
May	4,001	3,899
June	4,001	3,899

QUALITY

	Quantity	Base Number	Contract	AT	Region	England
% of FP17s for the same patient ID Re-attending within 3 months - Children	10	317	3.2%	9.8%	11.9%	12.3%
% of FP17s for the same patient ID Re-attending within 3 months - Adults	199	3,169	6.3%	15.9%	16.6%	16.7%
% of FP17s for the same patient ID Re-attending between 3 & 9 months - Children	6	317	1.9%	59.0%	60.2%	57.6%
% of FP17s for the same patient ID Re-attending between 3 & 9 months - Adults	139	3,169	4.4%	50.5%	51.5%	50.1%
% of FP17s for Band 1 Urgent Courses	3,249	3,249	100.0%	9.5%	9.5%	9.1%
% of FP17s Relating to Free Repair or Replacements	0	3,249	0.0%	0.6%	0.7%	0.8%
% of FP17s Relating to Continuations	0	3,249	0.0%	1.1%	1.2%	1.2%
% of Patients satisfied with the dentistry they have received	3	3	N/A	92.4%	93.1%	92.8%
% of Patients satisfied with the time they had to wait for an appointment	3	3	N/A	89.1%	88.8%	88.7%

* This is based on patients treated on this contract for their most recent course of treatment. Figures in italics indicate the base number of FP17s or Patient Questionnaire responses are less than 100. N/A is shown where the base number of responses is less than 10 during the period. % is calculated as Quantity/Base number*100

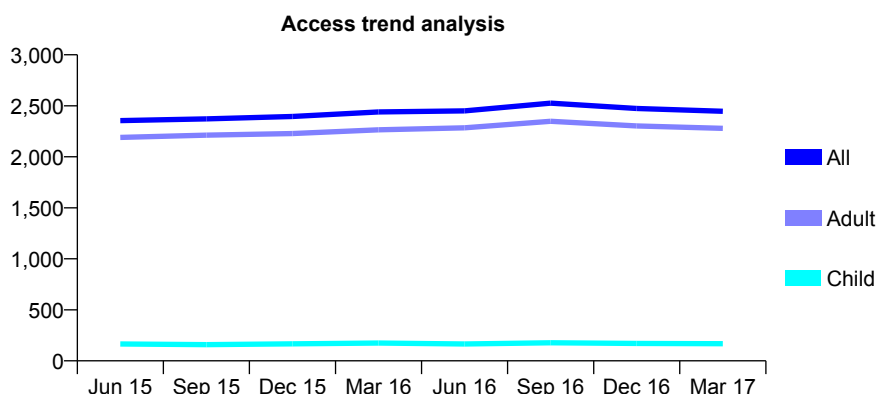
Q68 - Vital Signs At a Glance Contract Report for 121371/0010 - Year end March 2017

Name or company name	Sussex Community NHS Trust
Contract type name	GDS Contract
Purpose of contract	General
Contract start date	01/04/2011
Contract end date	31/03/2019

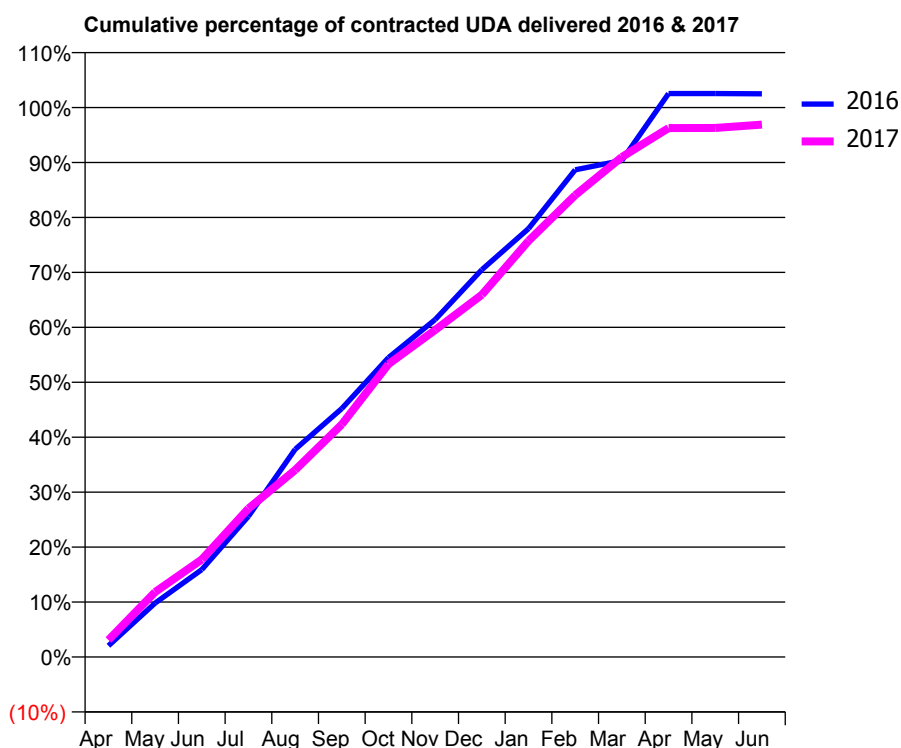
16/17 Contracted general activity (UDA)	4,000
Carry forward general activity (UDA)	0
16/17 Contracted orthodontic activity (UOA)	0
Carry forward orthodontic activity (UOA)	0
Baseline contract value	£197,732.59

ACCESS*

Patients seen in 24 months	Total	Change since previous quarter
Quarter ending March 2016	2,440	
Quarter ending June 2016	2,450	→
Quarter ending September 2016	2,526	↑
Quarter ending December 2016	2,474	↓
Quarter ending March 2017	2,447	↓
Variance since March 2016	0.3%	→



ACTIVITY



Adjusted Scheduled Activity (UDA)		
Month	2016	2017
April	82	123
May	393	473
June	636	710
July	1,025	1,081
August	1,511	1,361
September	1,809	1,693
October	2,180	2,132
November	2,456	2,381
December	2,819	2,636
January	3,118	3,029
February	3,546	3,362
March	3,614	3,639
April	4,101	3,850
May	4,101	3,852
June	4,100	3,876

QUALITY

	Quantity	Base Number	Contract	AT	Region	England
% of FP17s for the same patient ID Re-attending within 3 months - Children	8	303	2.6%	9.8%	11.9%	12.3%
% of FP17s for the same patient ID Re-attending within 3 months - Adults	141	3,126	4.5%	15.9%	16.6%	16.7%
% of FP17s for the same patient ID Re-attending between 3 & 9 months - Children	9	303	3.0%	59.0%	60.2%	57.6%
% of FP17s for the same patient ID Re-attending between 3 & 9 months - Adults	110	3,126	3.5%	50.5%	51.5%	50.1%
% of FP17s for Band 1 Urgent Courses	3,198	3,218	99.4%	9.5%	9.5%	9.1%
% of FP17s Relating to Free Repair or Replacements	3	3,218	0.1%	0.6%	0.7%	0.8%
% of FP17s Relating to Continuations	1	3,218	0.0%	1.1%	1.2%	1.2%
% of Patients satisfied with the dentistry they have received	0	0	N/A	92.4%	93.1%	92.8%
% of Patients satisfied with the time they had to wait for an appointment	0	0	N/A	89.1%	88.8%	88.7%

* This is based on patients treated on this contract for their most recent course of treatment. Figures in italics indicate the base number of FP17s or Patient Questionnaire responses are less than 100. N/A is shown where the base number of responses is less than 10 during the period. % is calculated as Quantity/Base number*100

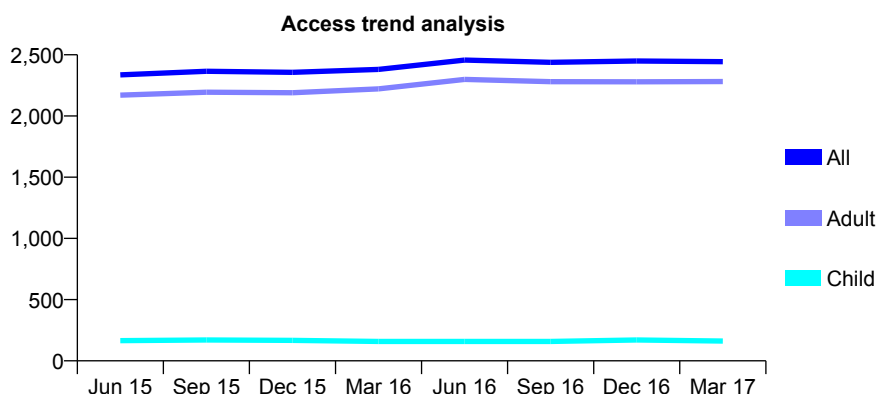
Q68 - Vital Signs At a Glance Contract Report for 121371/0011 - Year end March 2017

Name or company name	Sussex Community NHS Trust
Contract type name	PDS Contract
Purpose of contract	General
Contract start date	01/04/2011
Contract end date	31/03/2019

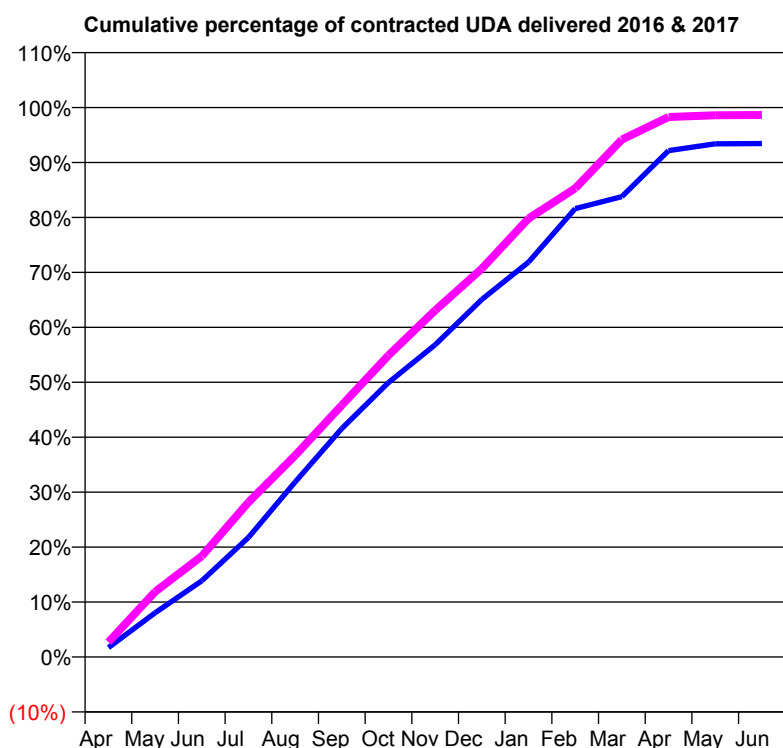
16/17 Contracted general activity (UDA)	4,000
Carry forward general activity (UDA)	0
16/17 Contracted orthodontic activity (UOA)	0
Carry forward orthodontic activity (UOA)	0
Baseline contract value	£218,233.19

ACCESS*

Patients seen in 24 months	Total	Change since previous quarter
Quarter ending March 2016	2,381	
Quarter ending June 2016	2,457	↑
Quarter ending September 2016	2,438	→
Quarter ending December 2016	2,449	→
Quarter ending March 2017	2,444	→
Variance since March 2016	2.6%	↑



ACTIVITY



Adjusted Scheduled Activity (UDA)		
Month	2016	2017
April	68	108
May	322	475
June	554	734
July	870	1,127
August	1,274	1,468
September	1,663	1,834
October	1,998	2,196
November	2,273	2,524
December	2,603	2,827
January	2,875	3,192
February	3,264	3,412
March	3,351	3,767
April	3,686	3,931
May	3,735	3,943
June	3,738	3,946

QUALITY

	Quantity	Base Number	Contract	AT	Region	England
% of FP17s for the same patient ID Re-attending within 3 months - Children	12	368	3.3%	9.8%	11.9%	12.3%
% of FP17s for the same patient ID Re-attending within 3 months - Adults	128	3,095	4.1%	15.9%	16.6%	16.7%
% of FP17s for the same patient ID Re-attending between 3 & 9 months - Children	3	368	0.8%	59.0%	60.2%	57.6%
% of FP17s for the same patient ID Re-attending between 3 & 9 months - Adults	87	3,095	2.8%	50.5%	51.5%	50.1%
% of FP17s for Band 1 Urgent Courses	3,288	3,288	100.0%	9.5%	9.5%	9.1%
% of FP17s Relating to Free Repair or Replacements	0	3,288	0.0%	0.6%	0.7%	0.8%
% of FP17s Relating to Continuations	0	3,288	0.0%	1.1%	1.2%	1.2%
% of Patients satisfied with the dentistry they have received	0	0	N/A	92.4%	93.1%	92.8%
% of Patients satisfied with the time they had to wait for an appointment	0	0	N/A	89.1%	88.8%	88.7%

* This is based on patients treated on this contract for their most recent course of treatment. Figures in italics indicate the base number of FP17s or Patient Questionnaire responses are less than 100. N/A is shown where the base number of responses is less than 10 during the period. % is calculated as Quantity/Base number*100

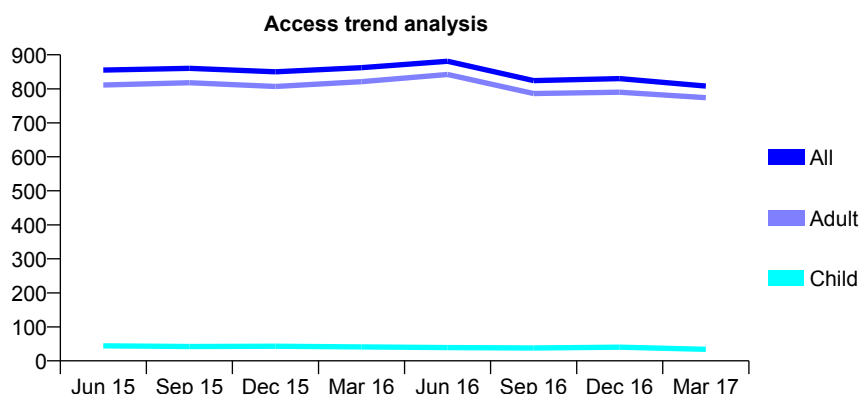
Q68 - Vital Signs At a Glance Contract Report for 121371/0012 - Year end March 2017

Name or company name	Sussex Community NHS Trust
Contract type name	PDS Contract
Purpose of contract	General
Contract start date	01/04/2011
Contract end date	31/03/2019

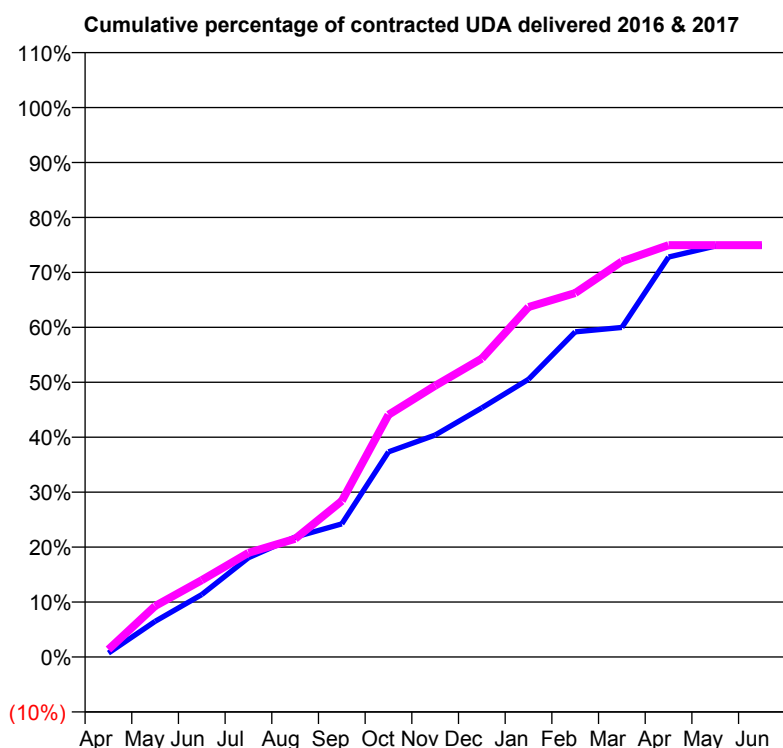
16/17 Contracted general activity (UDA)	1,500
Carry forward general activity (UDA)	0
16/17 Contracted orthodontic activity (UOA)	0
Carry forward orthodontic activity (UOA)	0
Baseline contract value	£115,172.46

ACCESS*

Patients seen in 24 months	Total	Change since previous quarter
Quarter ending March 2016	862	
Quarter ending June 2016	881	↑
Quarter ending September 2016	824	↓
Quarter ending December 2016	830	→
Quarter ending March 2017	808	↓
Variance since March 2016	(6.3%)	↓



ACTIVITY



Adjusted Scheduled Activity (UDA)		
Month	2016	2017
April	11	20
May	97	139
June	170	210
July	271	284
August	327	323
September	363	426
October	560	661
November	606	740
December	680	815
January	758	955
February	888	994
March	900	1,080
April	1,092	1,124
May	1,122	1,124
June	1,122	1,124

QUALITY

	Quantity	Base Number	Contract	AT	Region	England
% of FP17s for the same patient ID Re-attending within 3 months - Children	0	108	0.0%	9.8%	11.9%	12.3%
% of FP17s for the same patient ID Re-attending within 3 months - Adults	20	986	2.0%	15.9%	16.6%	16.7%
% of FP17s for the same patient ID Re-attending between 3 & 9 months - Children	2	108	1.9%	59.0%	60.2%	57.6%
% of FP17s for the same patient ID Re-attending between 3 & 9 months - Adults	14	986	1.4%	50.5%	51.5%	50.1%
% of FP17s for Band 1 Urgent Courses	937	937	100.0%	9.5%	9.5%	9.1%
% of FP17s Relating to Free Repair or Replacements	0	937	0.0%	0.6%	0.7%	0.8%
% of FP17s Relating to Continuations	0	937	0.0%	1.1%	1.2%	1.2%
% of Patients satisfied with the dentistry they have received	0	0	N/A	92.4%	93.1%	92.8%
% of Patients satisfied with the time they had to wait for an appointment	0	0	N/A	89.1%	88.8%	88.7%

* This is based on patients treated on this contract for their most recent course of treatment. Figures in italics indicate the base number of FP17s or Patient Questionnaire responses are less than 100. N/A is shown where the base number of responses is less than 10 during the period. % is calculated as Quantity/Base number*100

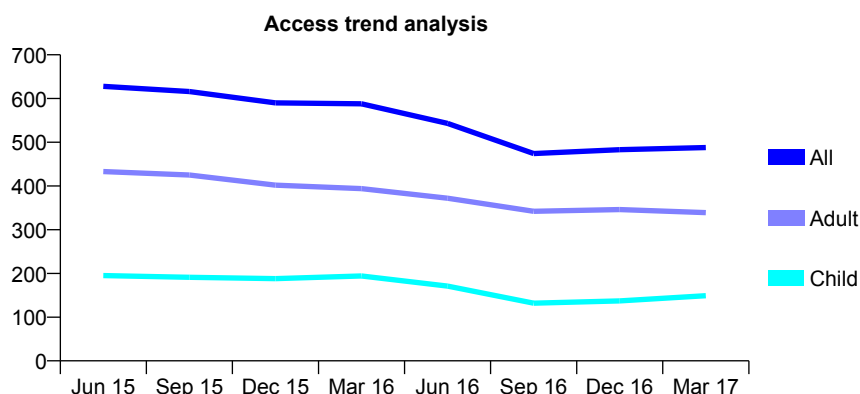
Q68 - Vital Signs At a Glance Contract Report for 121371/0014 - Year end March 2017

Name or company name	Sussex Community NHS Trust
Contract type name	PDS Contract
Purpose of contract	General
Contract start date	01/04/2011
Contract end date	31/03/2019

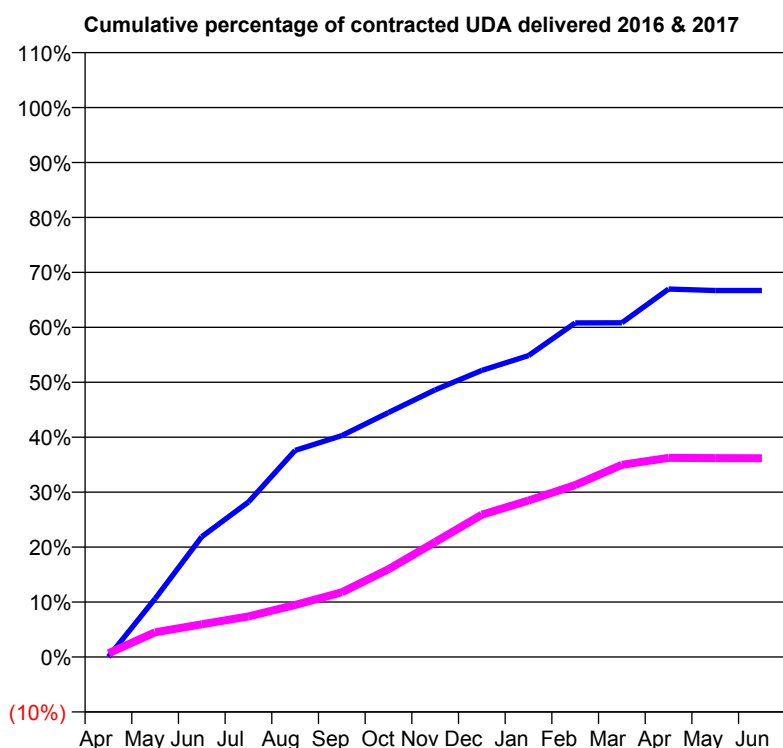
16/17 Contracted general activity (UDA)	2,425
Carry forward general activity (UDA)	0
16/17 Contracted orthodontic activity (UOA)	0
Carry forward orthodontic activity (UOA)	0
Baseline contract value	£13,244.03

ACCESS*

Patients seen in 24 months	Total	Change since previous quarter
Quarter ending March 2016	588	
Quarter ending June 2016	543	↓
Quarter ending September 2016	474	↓
Quarter ending December 2016	483	→
Quarter ending March 2017	488	→
Variance since March 2016	(17.0%)	↓



ACTIVITY



Adjusted Scheduled Activity (UDA)		
Month	2016	2017
April	1	17
May	258	109
June	531	144
July	684	179
August	912	230
September	977	286
October	1,079	388
November	1,179	508
December	1,265	628
January	1,330	691
February	1,474	759
March	1,475	848
April	1,624	879
May	1,618	878
June	1,618	877

QUALITY

	Quantity	Base Number	Contract	AT	Region	England
% of FP17s for the same patient ID Re-attending within 3 months - Children	17	193	8.8%	9.8%	11.9%	12.3%
% of FP17s for the same patient ID Re-attending within 3 months - Adults	14	321	4.4%	15.9%	16.6%	16.7%
% of FP17s for the same patient ID Re-attending between 3 & 9 months - Children	37	193	19.2%	59.0%	60.2%	57.6%
% of FP17s for the same patient ID Re-attending between 3 & 9 months - Adults	124	321	38.6%	50.5%	51.5%	50.1%
% of FP17s for Band 1 Urgent Courses	10	462	2.2%	9.5%	9.5%	9.1%
% of FP17s Relating to Free Repair or Replacements	3	462	0.6%	0.6%	0.7%	0.8%
% of FP17s Relating to Continuations	0	462	0.0%	1.1%	1.2%	1.2%
% of Patients satisfied with the dentistry they have received	0	1	N/A	92.4%	93.1%	92.8%
% of Patients satisfied with the time they had to wait for an appointment	0	1	N/A	89.1%	88.8%	88.7%

* This is based on patients treated on this contract for their most recent course of treatment. Figures in italics indicate the base number of FP17s or Patient Questionnaire responses are less than 100. N/A is shown where the base number of responses is less than 10 during the period. % is calculated as Quantity/Base number*100

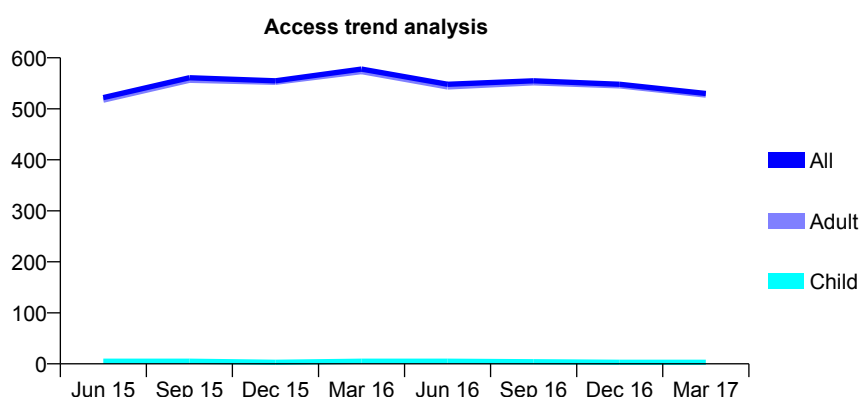
Q68 - Vital Signs At a Glance Contract Report for 121371/0015 - Year end March 2017

Name or company name	Sussex Community NHS Trust
Contract type name	PDS Contract
Purpose of contract	General
Contract start date	01/10/2012
Contract end date	31/03/2019

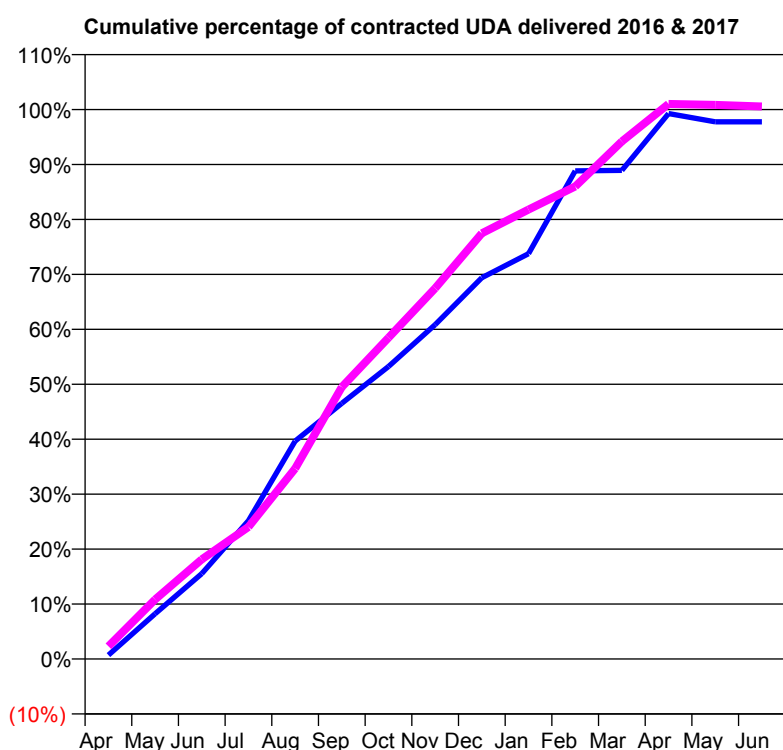
16/17 Contracted general activity (UDA)	1,000
Carry forward general activity (UDA)	0
16/17 Contracted orthodontic activity (UOA)	0
Carry forward orthodontic activity (UOA)	0
Baseline contract value	£84,189.92

ACCESS*

Patients seen in 24 months	Total	Change since previous quarter
Quarter ending March 2016	578	
Quarter ending June 2016	548	↓
Quarter ending September 2016	555	→
Quarter ending December 2016	548	↓
Quarter ending March 2017	530	↓
Variance since March 2016	(8.3%)	↓



ACTIVITY



Adjusted Scheduled Activity (UDA)		
Month	2016	2017
April	7	23
May	82	108
June	155	181
July	252	240
August	397	347
September	465	495
October	532	585
November	609	675
December	694	775
January	738	818
February	888	860
March	889	942
April	993	1,010
May	978	1,008
June	978	1,005

QUALITY

	Quantity	Base Number	Contract	AT	Region	England
% of FP17s for the same patient ID Re-attending within 3 months - Children	0	2	0.0%	9.8%	11.9%	12.3%
% of FP17s for the same patient ID Re-attending within 3 months - Adults	21	348	6.0%	15.9%	16.6%	16.7%
% of FP17s for the same patient ID Re-attending between 3 & 9 months - Children	0	2	0.0%	59.0%	60.2%	57.6%
% of FP17s for the same patient ID Re-attending between 3 & 9 months - Adults	58	348	16.7%	50.5%	51.5%	50.1%
% of FP17s for Band 1 Urgent Courses	12	334	3.6%	9.5%	9.5%	9.1%
% of FP17s Relating to Free Repair or Replacements	13	334	3.9%	0.6%	0.7%	0.8%
% of FP17s Relating to Continuations	1	334	0.3%	1.1%	1.2%	1.2%
% of Patients satisfied with the dentistry they have received	1	1	N/A	92.4%	93.1%	92.8%
% of Patients satisfied with the time they had to wait for an appointment	1	1	N/A	89.1%	88.8%	88.7%

* This is based on patients treated on this contract for their most recent course of treatment. Figures in italics indicate the base number of FP17s or Patient Questionnaire responses are less than 100. N/A is shown where the base number of responses is less than 10 during the period. % is calculated as Quantity/Base number*100

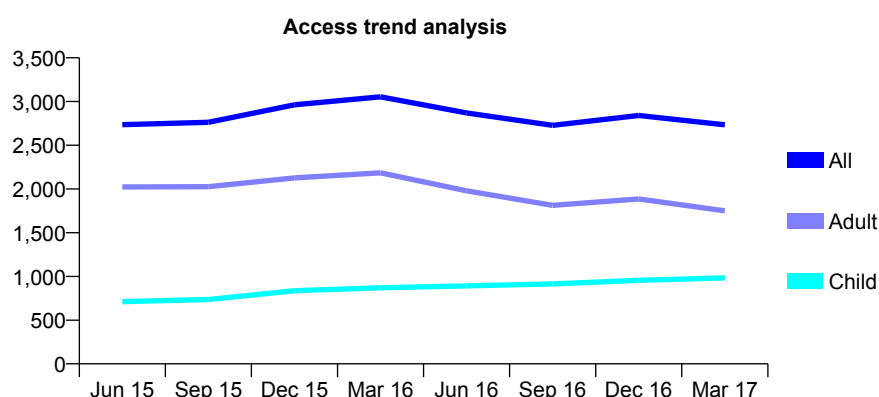
Q68 - Vital Signs At a Glance Contract Report for 122327/0001 - Year end March 2017

Name or company name	Mr O Adelstone, Mr M Patel and Ms P Pate
Contract type name	GDS Contract
Purpose of contract	General
Contract start date	05/02/2014
Contract end date	

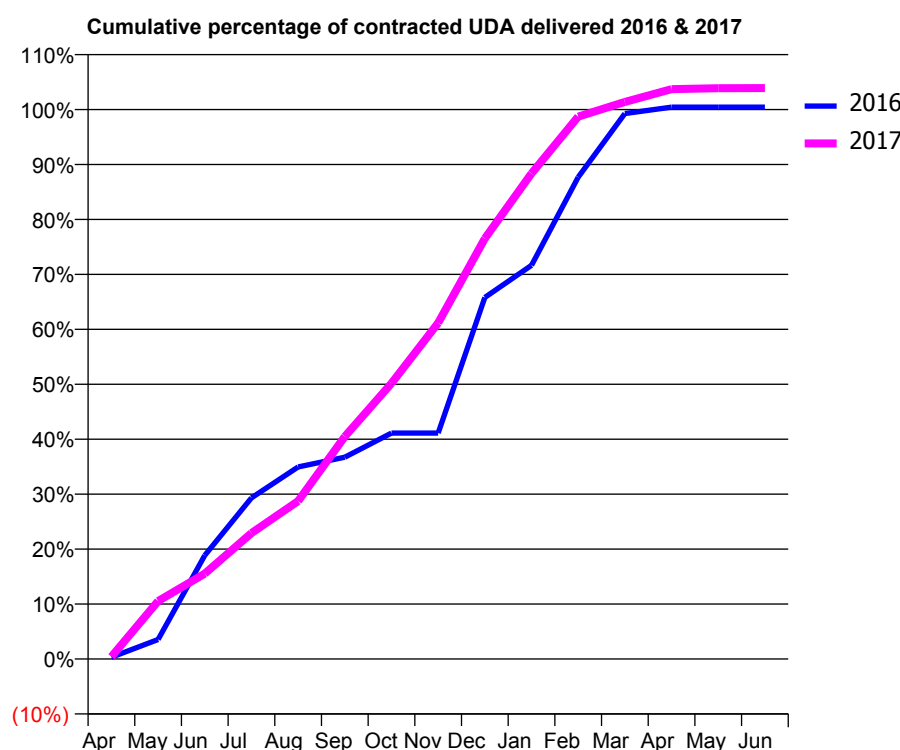
16/17 Contracted general activity (UDA)	9,500
Carry forward general activity (UDA)	-41
16/17 Contracted orthodontic activity (UOA)	0
Carry forward orthodontic activity (UOA)	0
Baseline contract value	£252,229.82

ACCESS*

Patients seen in 24 months	Total	Change since previous quarter
Quarter ending March 2016	3,054	
Quarter ending June 2016	2,869	↓
Quarter ending September 2016	2,727	↓
Quarter ending December 2016	2,841	↑
Quarter ending March 2017	2,733	↓
Variance since March 2016	(10.5%)	↓



ACTIVITY



Month	Adjusted Scheduled Activity (UDA)	
	2016	2017
April	31	41
May	337	1,001
June	1,792	1,476
July	2,785	2,178
August	3,321	2,730
September	3,488	3,846
October	3,905	4,766
November	3,905	5,810
December	6,251	7,270
January	6,807	8,396
February	8,331	9,377
March	9,430	9,631
April	9,541	9,851
May	9,541	9,867
June	9,541	9,871

QUALITY

	Quantity	Base Number	Contract	AT	Region	England
% of FP17s for the same patient ID Re-attending within 3 months - Children	96	1,331	7.2%	9.8%	11.9%	12.3%
% of FP17s for the same patient ID Re-attending within 3 months - Adults	134	1,467	9.1%	15.9%	16.6%	16.7%
% of FP17s for the same patient ID Re-attending between 3 & 9 months - Children	684	1,331	51.4%	59.0%	60.2%	57.6%
% of FP17s for the same patient ID Re-attending between 3 & 9 months - Adults	438	1,467	29.9%	50.5%	51.5%	50.1%
% of FP17s for Band 1 Urgent Courses	81	2,850	2.8%	9.5%	9.5%	9.1%
% of FP17s Relating to Free Repair or Replacements	0	2,850	0.0%	0.6%	0.7%	0.8%
% of FP17s Relating to Continuations	37	2,850	1.3%	1.1%	1.2%	1.2%
% of Patients satisfied with the dentistry they have received	6	7	N/A	92.4%	93.1%	92.8%
% of Patients satisfied with the time they had to wait for an appointment	6	7	N/A	89.1%	88.8%	88.7%

* This is based on patients treated on this contract for their most recent course of treatment. Figures in italics indicate the base number of FP17s or Patient Questionnaire responses are less than 100. N/A is shown where the base number of responses is less than 10 during the period. % is calculated as Quantity/Base number*100

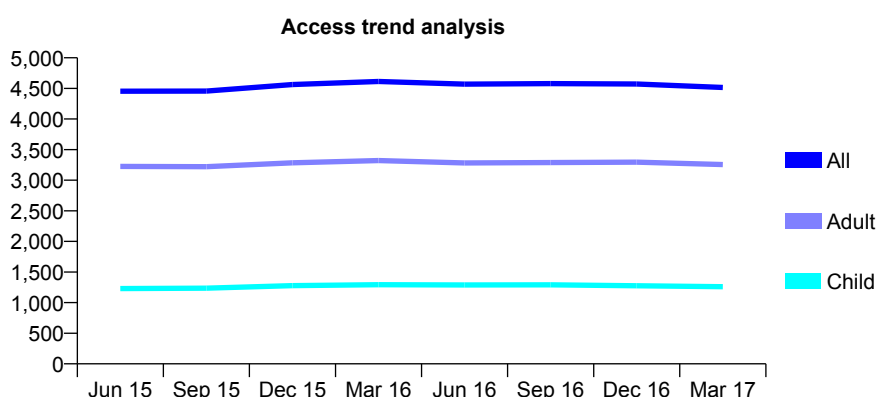
Q68 - Vital Signs At a Glance Contract Report for 122351/0001 - Year end March 2017

Name or company name	DR S KHORAMI LTD
Contract type name	GDS Contract
Purpose of contract	General
Contract start date	01/09/2007
Contract end date	

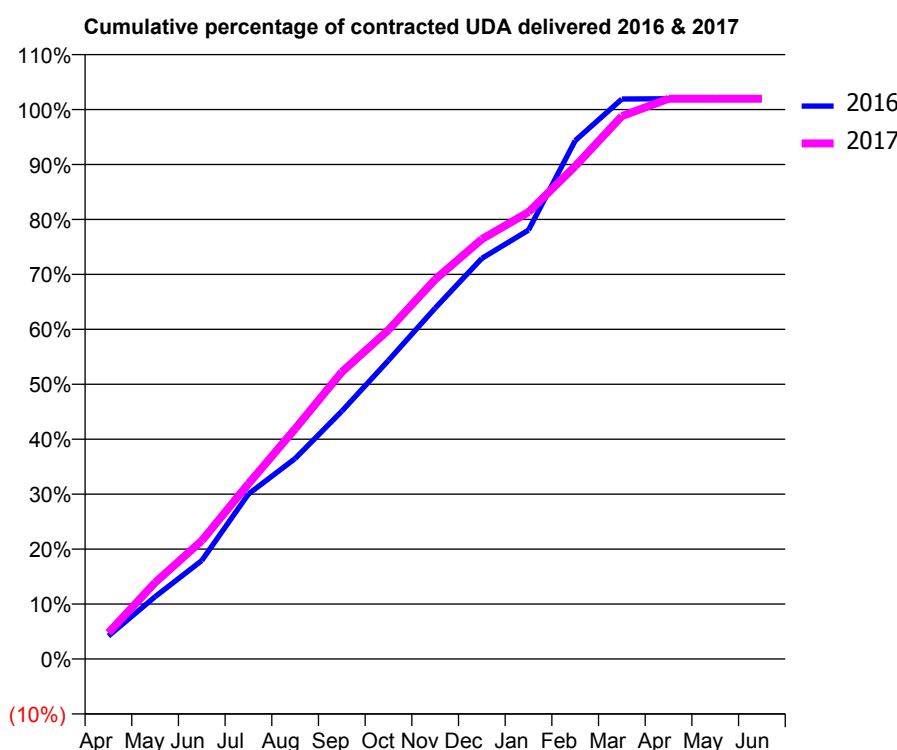
16/17 Contracted general activity (UDA)	8,828
Carry forward general activity (UDA)	-169
16/17 Contracted orthodontic activity (UOA)	0
Carry forward orthodontic activity (UOA)	0
Baseline contract value	£234,654.08

ACCESS*

Patients seen in 24 months	Total	Change since previous quarter
Quarter ending March 2016	4,614	
Quarter ending June 2016	4,570	→
Quarter ending September 2016	4,578	→
Quarter ending December 2016	4,571	→
Quarter ending March 2017	4,515	↓
Variance since March 2016	(2.1%)	↓



ACTIVITY



Adjusted Scheduled Activity (UDA)		
Month	2016	2017
April	370	421
May	1,002	1,228
June	1,582	1,902
July	2,651	2,816
August	3,221	3,698
September	3,982	4,611
October	4,797	5,285
November	5,637	6,099
December	6,436	6,746
January	6,891	7,179
February	8,328	7,916
March	8,997	8,722
April	9,000	9,002
May	8,997	9,002
June	8,997	9,002

QUALITY

	Quantity	Base Number	Contract	AT	Region	England
% of FP17s for the same patient ID Re-attending within 3 months - Children	102	2,003	5.1%	9.8%	11.9%	12.3%
% of FP17s for the same patient ID Re-attending within 3 months - Adults	690	4,945	14.0%	15.9%	16.6%	16.7%
% of FP17s for the same patient ID Re-attending between 3 & 9 months - Children	1,401	2,003	69.9%	59.0%	60.2%	57.6%
% of FP17s for the same patient ID Re-attending between 3 & 9 months - Adults	3,115	4,945	63.0%	50.5%	51.5%	50.1%
% of FP17s for Band 1 Urgent Courses	524	6,059	8.6%	9.5%	9.5%	9.1%
% of FP17s Relating to Free Repair or Replacements	44	6,059	0.7%	0.6%	0.7%	0.8%
% of FP17s Relating to Continuations	34	6,059	0.6%	1.1%	1.2%	1.2%
% of Patients satisfied with the dentistry they have received	9	11	81.8%	92.4%	93.1%	92.8%
% of Patients satisfied with the time they had to wait for an appointment	11	11	100.0%	89.1%	88.8%	88.7%

* This is based on patients treated on this contract for their most recent course of treatment. Figures in italics indicate the base number of FP17s or Patient Questionnaire responses are less than 100. N/A is shown where the base number of responses is less than 10 during the period. % is calculated as Quantity/Base number*100

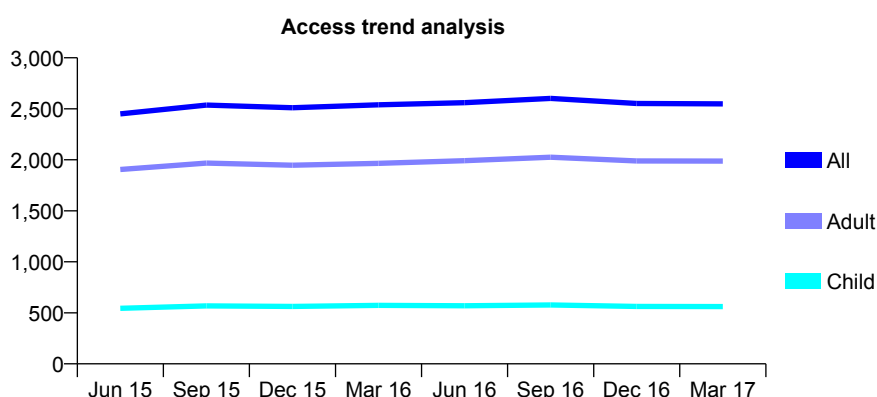
Q68 - Vital Signs At a Glance Contract Report for 122963/0001 - Year end March 2017

Name or company name	Nuvo Dent Ltd
Contract type name	GDS Contract
Purpose of contract	General
Contract start date	01/06/2007
Contract end date	

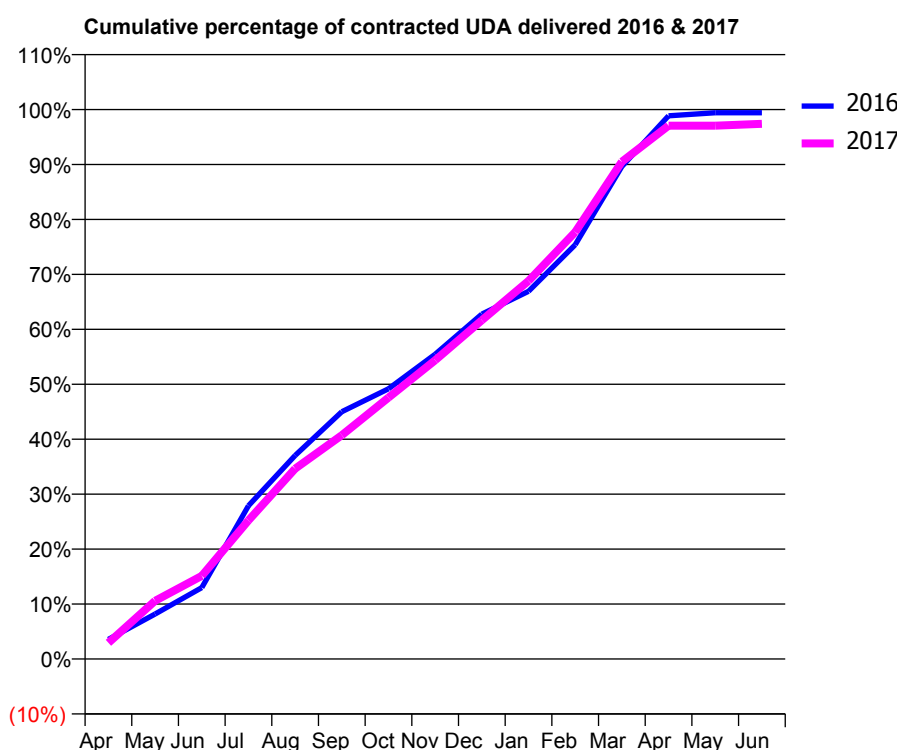
16/17 Contracted general activity (UDA)	7,000
Carry forward general activity (UDA)	42
16/17 Contracted orthodontic activity (UOA)	0
Carry forward orthodontic activity (UOA)	0
Baseline contract value	£222,324.94

ACCESS*

Patients seen in 24 months	Total	Change since previous quarter
Quarter ending March 2016	2,539	
Quarter ending June 2016	2,560	→
Quarter ending September 2016	2,602	→
Quarter ending December 2016	2,552	↓
Quarter ending March 2017	2,548	→
Variance since March 2016	0.4%	→



ACTIVITY



Adjusted Scheduled Activity (UDA)		
Month	2016	2017
April	251	207
May	573	742
June	910	1,060
July	1,953	1,766
August	2,594	2,424
September	3,151	2,851
October	3,443	3,330
November	3,883	3,806
December	4,393	4,316
January	4,685	4,817
February	5,278	5,438
March	6,274	6,335
April	6,920	6,794
May	6,958	6,794
June	6,958	6,818

QUALITY

	Quantity	Base Number	Contract	AT	Region	England
% of FP17s for the same patient ID Re-attending within 3 months - Children	43	761	5.7%	9.8%	11.9%	12.3%
% of FP17s for the same patient ID Re-attending within 3 months - Adults	252	2,562	9.8%	15.9%	16.6%	16.7%
% of FP17s for the same patient ID Re-attending between 3 & 9 months - Children	420	761	55.2%	59.0%	60.2%	57.6%
% of FP17s for the same patient ID Re-attending between 3 & 9 months - Adults	1,412	2,562	55.1%	50.5%	51.5%	50.1%
% of FP17s for Band 1 Urgent Courses	203	3,319	6.1%	9.5%	9.5%	9.1%
% of FP17s Relating to Free Repair or Replacements	9	3,319	0.3%	0.6%	0.7%	0.8%
% of FP17s Relating to Continuations	17	3,319	0.5%	1.1%	1.2%	1.2%
% of Patients satisfied with the dentistry they have received	3	3	N/A	92.4%	93.1%	92.8%
% of Patients satisfied with the time they had to wait for an appointment	3	3	N/A	89.1%	88.8%	88.7%

* This is based on patients treated on this contract for their most recent course of treatment. Figures in italics indicate the base number of FP17s or Patient Questionnaire responses are less than 100. N/A is shown where the base number of responses is less than 10 during the period. % is calculated as Quantity/Base number*100

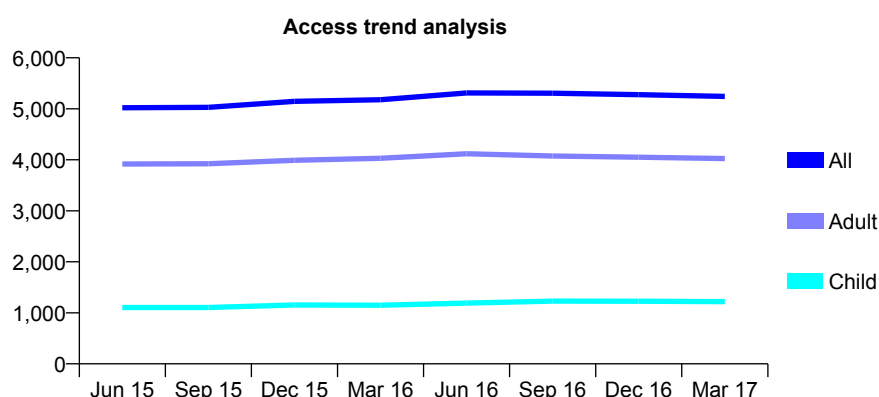
Q68 - Vital Signs At a Glance Contract Report for 123137/0001 - Year end March 2017

Name or company name	South England Dental Practice Partnership
Contract type name	GDS Contract
Purpose of contract	General
Contract start date	01/02/2013
Contract end date	

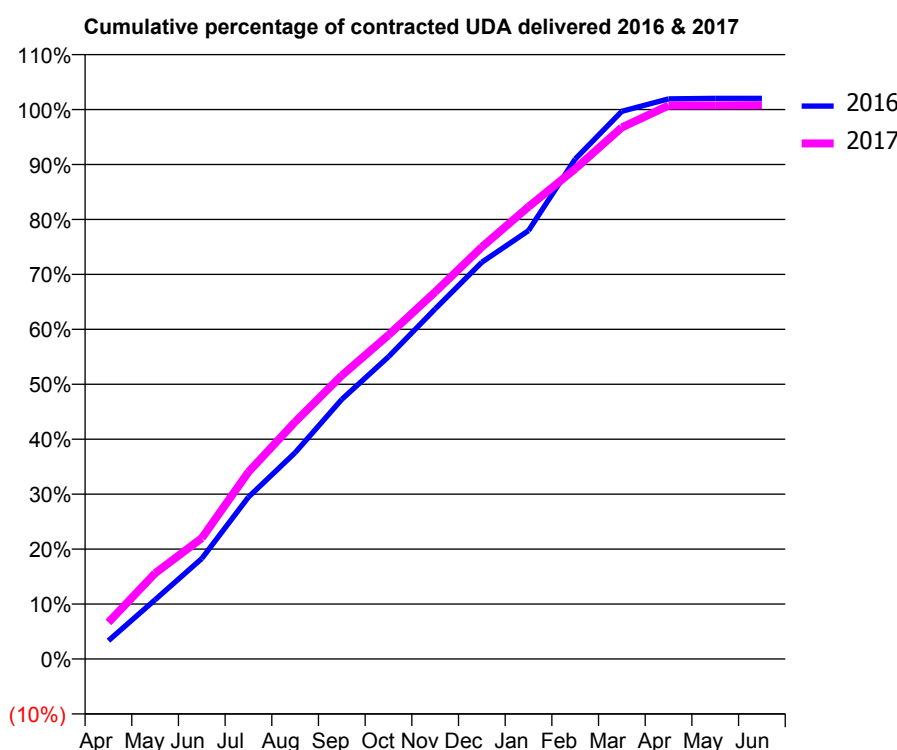
16/17 Contracted general activity (UDA)	14,500
Carry forward general activity (UDA)	-290
16/17 Contracted orthodontic activity (UOA)	0
Carry forward orthodontic activity (UOA)	0
Baseline contract value	£386,216.01

ACCESS*

Patients seen in 24 months	Total	Change since previous quarter
Quarter ending March 2016	5,178	
Quarter ending June 2016	5,310	↑
Quarter ending September 2016	5,305	→
Quarter ending December 2016	5,278	→
Quarter ending March 2017	5,244	→
Variance since March 2016	1.3%	→



ACTIVITY



Month	Adjusted Scheduled Activity (UDA)	
	2016	2017
April	484	967
May	1,564	2,266
June	2,650	3,191
July	4,272	4,936
August	5,446	6,258
September	6,851	7,481
October	7,975	8,547
November	9,240	9,685
December	10,472	10,871
January	11,304	11,935
February	13,194	12,931
March	14,455	14,026
April	14,781	14,603
May	14,795	14,609
June	14,795	14,615

QUALITY

	Quantity	Base Number	Contract	AT	Region	England
% of FP17s for the same patient ID Re-attending within 3 months - Children	95	1,501	6.3%	9.8%	11.9%	12.3%
% of FP17s for the same patient ID Re-attending within 3 months - Adults	683	4,204	16.2%	15.9%	16.6%	16.7%
% of FP17s for the same patient ID Re-attending between 3 & 9 months - Children	714	1,501	47.6%	59.0%	60.2%	57.6%
% of FP17s for the same patient ID Re-attending between 3 & 9 months - Adults	1,376	4,204	32.7%	50.5%	51.5%	50.1%
% of FP17s for Band 1 Urgent Courses	865	5,824	14.9%	9.5%	9.5%	9.1%
% of FP17s Relating to Free Repair or Replacements	34	5,824	0.6%	0.6%	0.7%	0.8%
% of FP17s Relating to Continuations	47	5,824	0.8%	1.1%	1.2%	1.2%
% of Patients satisfied with the dentistry they have received	6	6	N/A	92.4%	93.1%	92.8%
% of Patients satisfied with the time they had to wait for an appointment	5	6	N/A	89.1%	88.8%	88.7%

* This is based on patients treated on this contract for their most recent course of treatment. Figures in italics indicate the base number of FP17s or Patient Questionnaire responses are less than 100. N/A is shown where the base number of responses is less than 10 during the period. % is calculated as Quantity/Base number*100

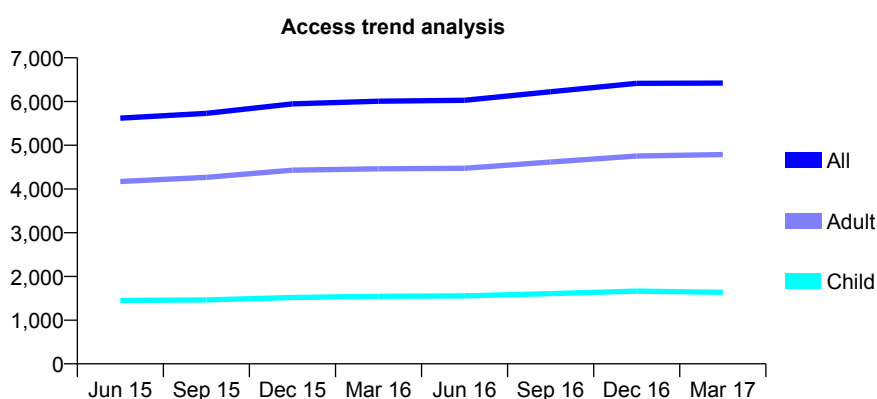
Q68 - Vital Signs At a Glance Contract Report for 123137/0002 - Year end March 2017

Name or company name	South England Dental Practice Partnership
Contract type name	GDS Contract
Purpose of contract	General
Contract start date	02/09/2013
Contract end date	

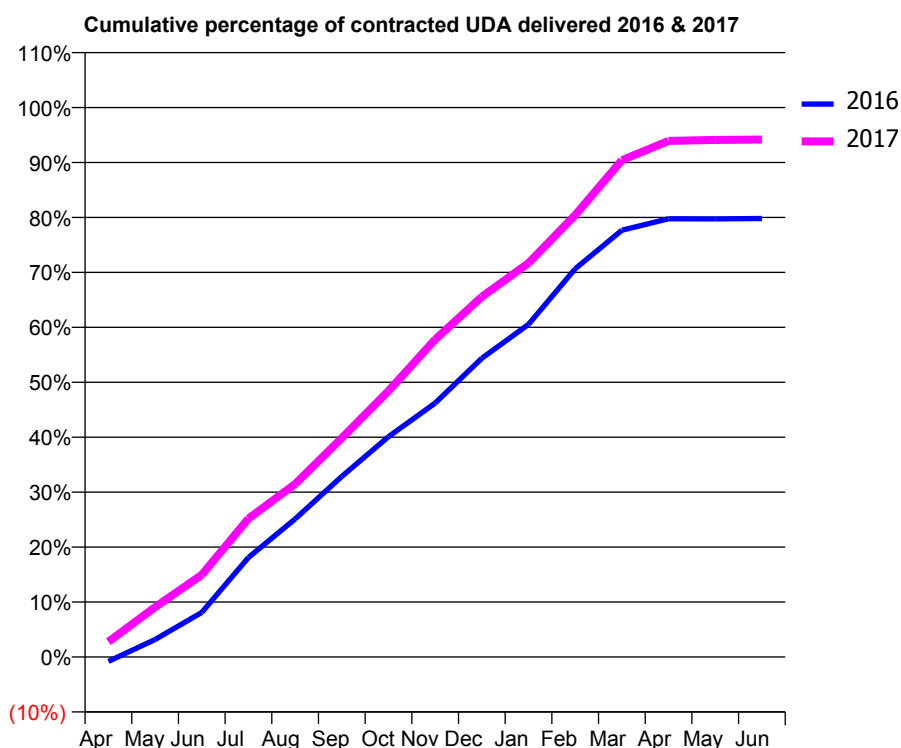
16/17 Contracted general activity (UDA)	17,796
Carry forward general activity (UDA)	0
16/17 Contracted orthodontic activity (UOA)	0
Carry forward orthodontic activity (UOA)	0
Baseline contract value	£449,495.26

ACCESS*

Patients seen in 24 months	Total	Change since previous quarter
Quarter ending March 2016	6,006	
Quarter ending June 2016	6,029	→
Quarter ending September 2016	6,224	↑
Quarter ending December 2016	6,416	↑
Quarter ending March 2017	6,423	→
Variance since March 2016	6.9%	↑



ACTIVITY



Adjusted Scheduled Activity (UDA)		
Month	2016	2017
April	-144	495
May	568	1,617
June	1,444	2,663
July	3,223	4,484
August	4,473	5,605
September	5,850	7,093
October	7,136	8,620
November	8,226	10,286
December	9,677	11,665
January	10,772	12,761
February	12,572	14,313
March	13,821	16,087
April	14,194	16,716
May	14,190	16,745
June	14,199	16,757

QUALITY

	Quantity	Base Number	Contract	AT	Region	England
% of FP17s for the same patient ID Re-attending within 3 months - Children	109	2,005	5.4%	9.8%	11.9%	12.3%
% of FP17s for the same patient ID Re-attending within 3 months - Adults	698	5,408	12.9%	15.9%	16.6%	16.7%
% of FP17s for the same patient ID Re-attending between 3 & 9 months - Children	900	2,005	44.9%	59.0%	60.2%	57.6%
% of FP17s for the same patient ID Re-attending between 3 & 9 months - Adults	2,044	5,408	37.8%	50.5%	51.5%	50.1%
% of FP17s for Band 1 Urgent Courses	1,218	7,477	16.3%	9.5%	9.5%	9.1%
% of FP17s Relating to Free Repair or Replacements	25	7,477	0.3%	0.6%	0.7%	0.8%
% of FP17s Relating to Continuations	43	7,477	0.6%	1.1%	1.2%	1.2%
% of Patients satisfied with the dentistry they have received	11	12	91.7%	92.4%	93.1%	92.8%
% of Patients satisfied with the time they had to wait for an appointment	10	12	83.3%	89.1%	88.8%	88.7%

* This is based on patients treated on this contract for their most recent course of treatment. Figures in italics indicate the base number of FP17s or Patient Questionnaire responses are less than 100. N/A is shown where the base number of responses is less than 10 during the period. % is calculated as Quantity/Base number*100

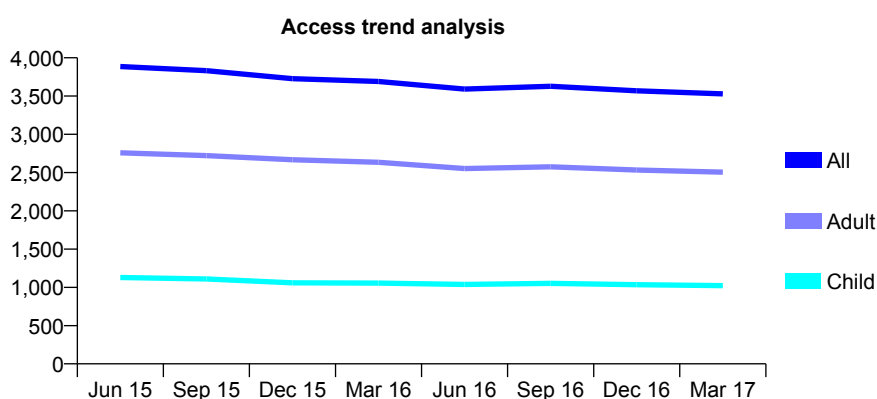
Q68 - Vital Signs At a Glance Contract Report for 123196/0001 - Year end March 2017

Name or company name	Hangleton Dental Practice Limited
Contract type name	GDS Contract
Purpose of contract	General
Contract start date	01/09/2007
Contract end date	

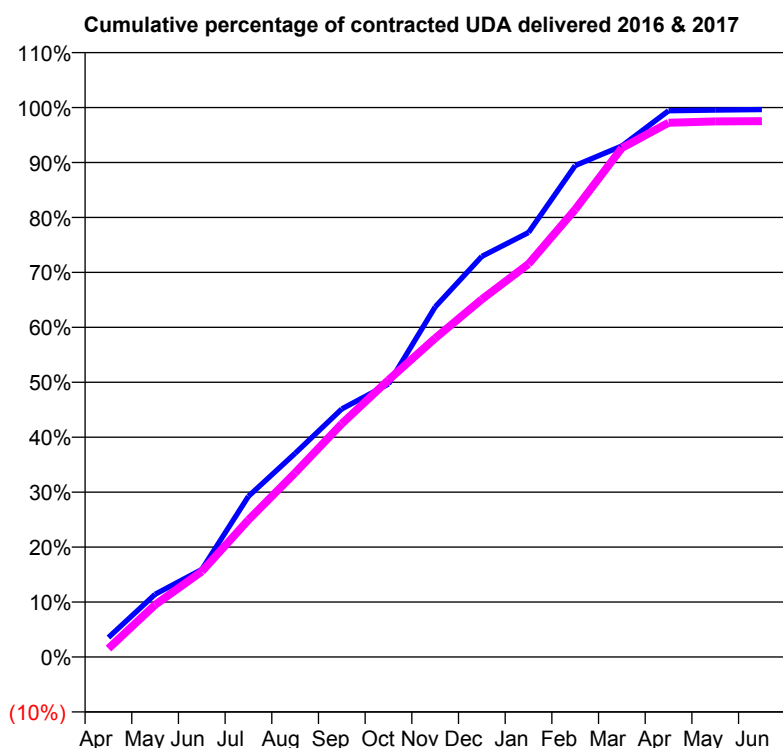
16/17 Contracted general activity (UDA)	11,721
Carry forward general activity (UDA)	43
16/17 Contracted orthodontic activity (UOA)	0
Carry forward orthodontic activity (UOA)	0
Baseline contract value	£296,551.81

ACCESS*

Patients seen in 24 months	Total	Change since previous quarter
Quarter ending March 2016	3,690	
Quarter ending June 2016	3,591	↓
Quarter ending September 2016	3,628	→
Quarter ending December 2016	3,568	↓
Quarter ending March 2017	3,528	↓
Variance since March 2016	(4.4%)	↓



ACTIVITY



Month	Adjusted Scheduled Activity (UDA)	
	2016	2017
April	417	179
May	1,338	1,113
June	1,867	1,824
July	3,428	2,925
August	4,345	3,931
September	5,293	4,976
October	5,823	5,908
November	7,468	6,799
December	8,547	7,630
January	9,056	8,385
February	10,484	9,548
March	10,901	10,858
April	11,650	11,394
May	11,665	11,424
June	11,678	11,430

QUALITY

	Quantity	Base Number	Contract	AT	Region	England
% of FP17s for the same patient ID Re-attending within 3 months - Children	86	1,531	5.6%	9.8%	11.9%	12.3%
% of FP17s for the same patient ID Re-attending within 3 months - Adults	528	3,591	14.7%	15.9%	16.6%	16.7%
% of FP17s for the same patient ID Re-attending between 3 & 9 months - Children	805	1,531	52.6%	59.0%	60.2%	57.6%
% of FP17s for the same patient ID Re-attending between 3 & 9 months - Adults	1,637	3,591	45.6%	50.5%	51.5%	50.1%
% of FP17s for Band 1 Urgent Courses	347	5,047	6.9%	9.5%	9.5%	9.1%
% of FP17s Relating to Free Repair or Replacements	42	5,047	0.8%	0.6%	0.7%	0.8%
% of FP17s Relating to Continuations	77	5,047	1.5%	1.1%	1.2%	1.2%
% of Patients satisfied with the dentistry they have received	4	4	N/A	92.4%	93.1%	92.8%
% of Patients satisfied with the time they had to wait for an appointment	3	4	N/A	89.1%	88.8%	88.7%

* This is based on patients treated on this contract for their most recent course of treatment. Figures in italics indicate the base number of FP17s or Patient Questionnaire responses are less than 100. N/A is shown where the base number of responses is less than 10 during the period. % is calculated as Quantity/Base number*100

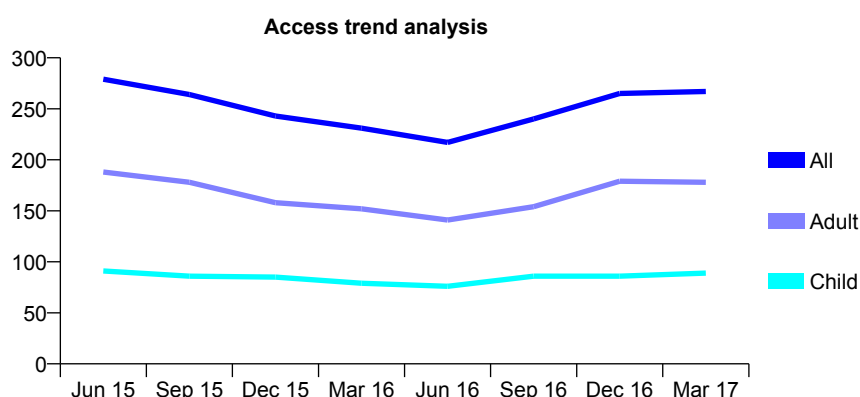
Q68 - Vital Signs At a Glance Contract Report for 123323/0001 - Year end March 2017

Name or company name	Guyver & Patel
Contract type name	GDS Contract
Purpose of contract	General
Contract start date	01/08/2013
Contract end date	

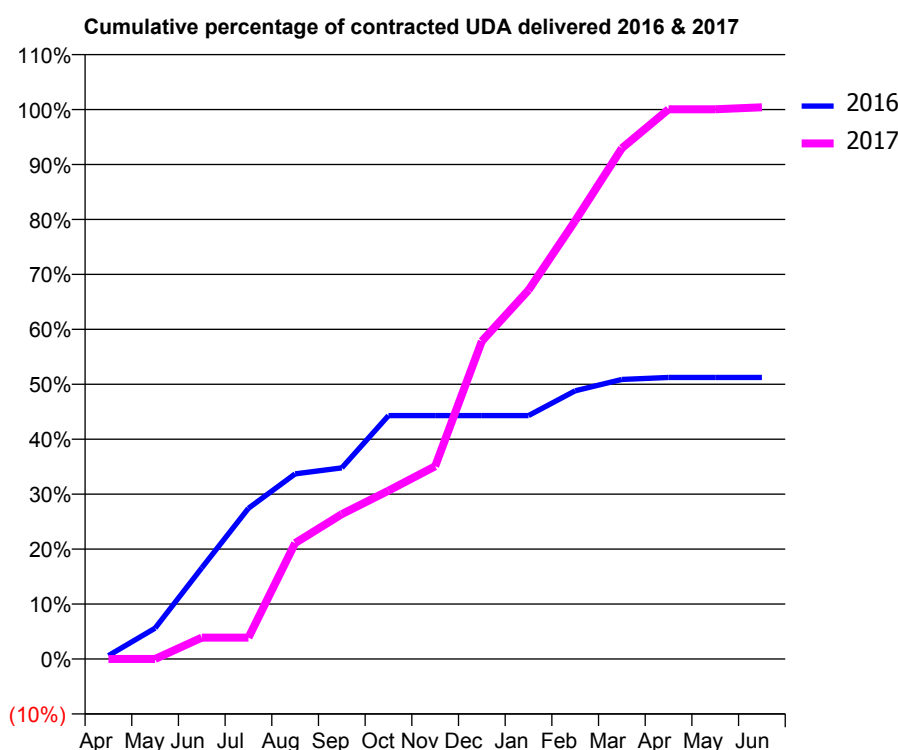
16/17 Contracted general activity (UDA)	820
Carry forward general activity (UDA)	0
16/17 Contracted orthodontic activity (UOA)	0
Carry forward orthodontic activity (UOA)	0
Baseline contract value	£22,548.80

ACCESS*

Patients seen in 24 months	Total	Change since previous quarter
Quarter ending March 2016	231	
Quarter ending June 2016	217	↓
Quarter ending September 2016	240	↑
Quarter ending December 2016	265	↑
Quarter ending March 2017	267	→
Variance since March 2016	15.6%	↑



ACTIVITY



Adjusted Scheduled Activity (UDA)		
Month	2016	2017
April	5	0
May	46	0
June	136	32
July	225	32
August	276	173
September	285	216
October	363	251
November	363	288
December	363	474
January	363	551
February	400	654
March	417	762
April	420	820
May	420	820
June	420	823

QUALITY

	Quantity	Base Number	Contract	AT	Region	England
% of FP17s for the same patient ID Re-attending within 3 months - Children	5	127	3.9%	9.8%	11.9%	12.3%
% of FP17s for the same patient ID Re-attending within 3 months - Adults	26	210	12.4%	15.9%	16.6%	16.7%
% of FP17s for the same patient ID Re-attending between 3 & 9 months - Children	50	127	39.4%	59.0%	60.2%	57.6%
% of FP17s for the same patient ID Re-attending between 3 & 9 months - Adults	64	210	30.5%	50.5%	51.5%	50.1%
% of FP17s for Band 1 Urgent Courses	22	279	7.9%	9.5%	9.5%	9.1%
% of FP17s Relating to Free Repair or Replacements	2	279	0.7%	0.6%	0.7%	0.8%
% of FP17s Relating to Continuations	4	279	1.4%	1.1%	1.2%	1.2%
% of Patients satisfied with the dentistry they have received	0	0	N/A	92.4%	93.1%	92.8%
% of Patients satisfied with the time they had to wait for an appointment	0	0	N/A	89.1%	88.8%	88.7%

* This is based on patients treated on this contract for their most recent course of treatment. Figures in italics indicate the base number of FP17s or Patient Questionnaire responses are less than 100. N/A is shown where the base number of responses is less than 10 during the period. % is calculated as Quantity/Base number*100

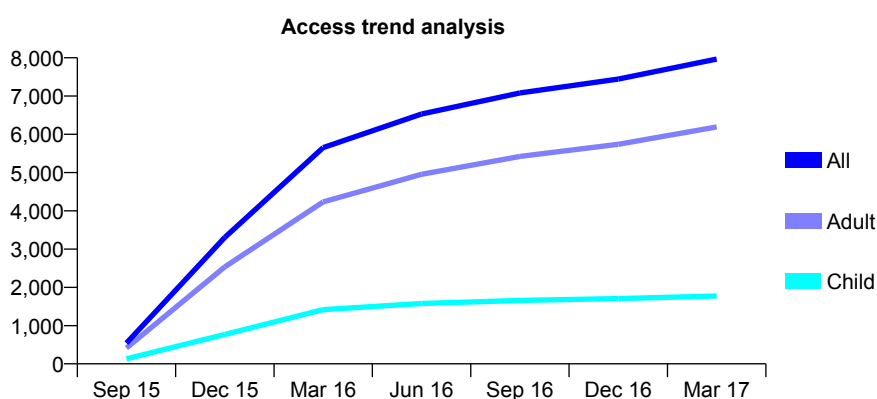
Q68 - Vital Signs At a Glance Contract Report for 123773/0002 - Year end March 2017

Name or company name	Mr Nicholas Chard and Mr Simon Chard
Contract type name	GDS Contract
Purpose of contract	General
Contract start date	07/09/2015
Contract end date	

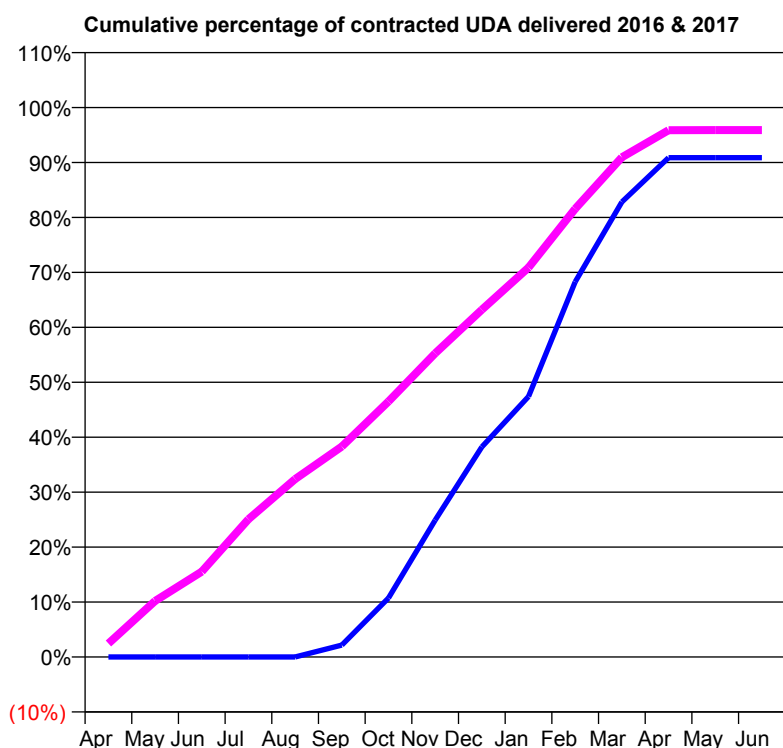
16/17 Contracted general activity (UDA)	24,746
Carry forward general activity (UDA)	365
16/17 Contracted orthodontic activity (UOA)	0
Carry forward orthodontic activity (UOA)	0
Baseline contract value	£583,226.11

ACCESS*

Patients seen in 24 months	Total	Change since previous quarter
Quarter ending March 2016	5,651	
Quarter ending June 2016	6,532	↑
Quarter ending September 2016	7,080	↑
Quarter ending December 2016	7,445	↑
Quarter ending March 2017	7,966	↑
Variance since March 2016	41.0%	↑



ACTIVITY



Adjusted Scheduled Activity (UDA)		
Month	2016	2017
April	0	608
May	0	2,523
June	0	3,845
July	0	6,209
August	0	8,013
September	310	9,481
October	1,535	11,510
November	3,562	13,675
December	5,466	15,641
January	6,780	17,536
February	9,765	20,185
March	11,841	22,503
April	12,994	23,726
May	12,994	23,729
June	12,993	23,728

QUALITY

	Quantity	Base Number	Contract	AT	Region	England
% of FP17s for the same patient ID Re-attending within 3 months - Children	212	2,928	7.2%	9.8%	11.9%	12.3%
% of FP17s for the same patient ID Re-attending within 3 months - Adults	1,659	10,014	16.6%	15.9%	16.6%	16.7%
% of FP17s for the same patient ID Re-attending between 3 & 9 months - Children	1,882	2,928	64.3%	59.0%	60.2%	57.6%
% of FP17s for the same patient ID Re-attending between 3 & 9 months - Adults	5,609	10,014	56.0%	50.5%	51.5%	50.1%
% of FP17s for Band 1 Urgent Courses	1,418	12,911	11.0%	9.5%	9.5%	9.1%
% of FP17s Relating to Free Repair or Replacements	93	12,911	0.7%	0.6%	0.7%	0.8%
% of FP17s Relating to Continuations	234	12,911	1.8%	1.1%	1.2%	1.2%
% of Patients satisfied with the dentistry they have received	13	14	92.9%	92.4%	93.1%	92.8%
% of Patients satisfied with the time they had to wait for an appointment	12	14	85.7%	89.1%	88.8%	88.7%

* This is based on patients treated on this contract for their most recent course of treatment. Figures in italics indicate the base number of FP17s or Patient Questionnaire responses are less than 100. N/A is shown where the base number of responses is less than 10 during the period. % is calculated as Quantity/Base number*100

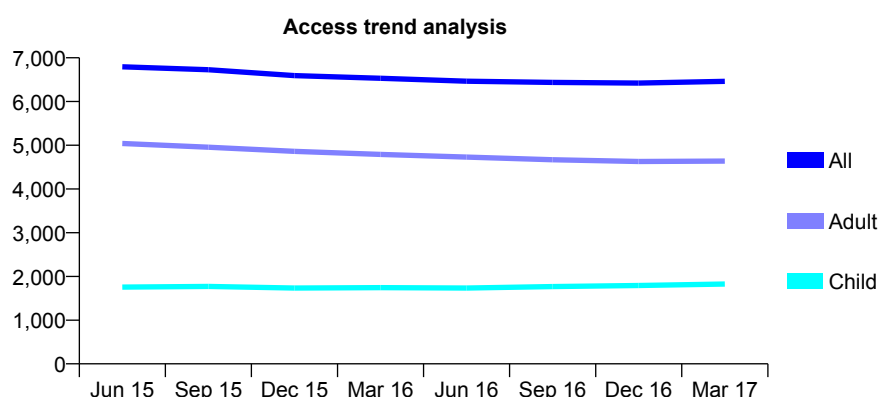
Q68 - Vital Signs At a Glance Contract Report for 125776/0004 - Year end March 2017

Name or company name	Apex Dental Care Ltd
Contract type name	GDS Contract
Purpose of contract	General
Contract start date	01/08/2009
Contract end date	

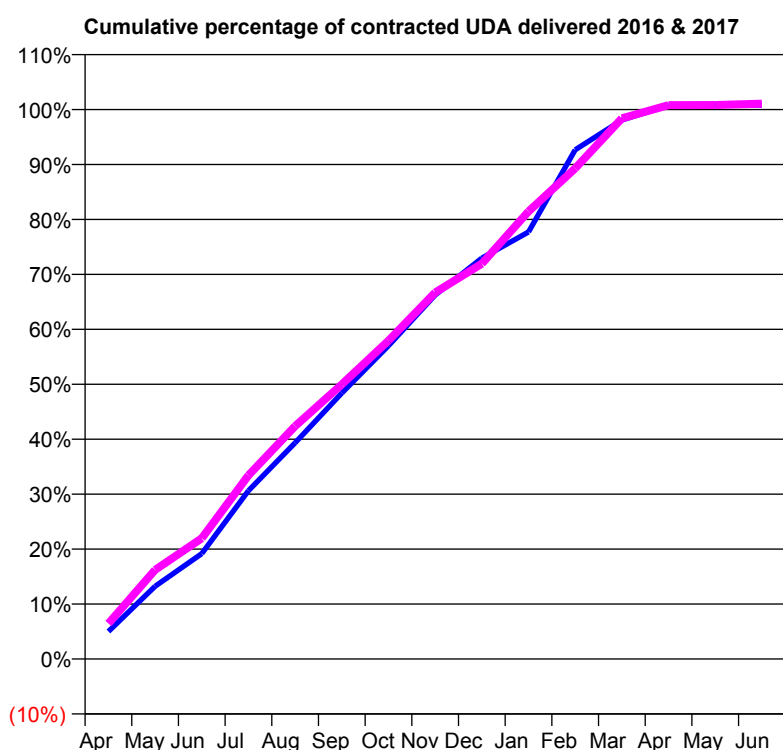
16/17 Contracted general activity (UDA)	16,978
Carry forward general activity (UDA)	-139
16/17 Contracted orthodontic activity (UOA)	0
Carry forward orthodontic activity (UOA)	0
Baseline contract value	£415,751.79

ACCESS*

Patients seen in 24 months	Total	Change since previous quarter
Quarter ending March 2016	6,533	
Quarter ending June 2016	6,464	↓
Quarter ending September 2016	6,436	→
Quarter ending December 2016	6,422	→
Quarter ending March 2017	6,461	→
Variance since March 2016	(1.1%)	↓



ACTIVITY



Month	Adjusted Scheduled Activity (UDA)	
	2016	2017
April	850	1,098
May	2,247	2,756
June	3,256	3,730
July	5,200	5,676
August	6,682	7,196
September	8,217	8,483
October	9,680	9,835
November	11,245	11,325
December	12,388	12,216
January	13,196	13,827
February	15,731	15,160
March	16,653	16,705
April	17,114	17,113
May	17,116	17,115
June	17,117	17,158

QUALITY

	Quantity	Base Number	Contract	AT	Region	England
% of FP17s for the same patient ID Re-attending within 3 months - Children	127	3,117	4.1%	9.8%	11.9%	12.3%
% of FP17s for the same patient ID Re-attending within 3 months - Adults	824	7,349	11.2%	15.9%	16.6%	16.7%
% of FP17s for the same patient ID Re-attending between 3 & 9 months - Children	2,276	3,117	73.0%	59.0%	60.2%	57.6%
% of FP17s for the same patient ID Re-attending between 3 & 9 months - Adults	5,077	7,349	69.1%	50.5%	51.5%	50.1%
% of FP17s for Band 1 Urgent Courses	402	10,288	3.9%	9.5%	9.5%	9.1%
% of FP17s Relating to Free Repair or Replacements	37	10,288	0.4%	0.6%	0.7%	0.8%
% of FP17s Relating to Continuations	80	10,288	0.8%	1.1%	1.2%	1.2%
% of Patients satisfied with the dentistry they have received	7	8	N/A	92.4%	93.1%	92.8%
% of Patients satisfied with the time they had to wait for an appointment	6	8	N/A	89.1%	88.8%	88.7%

* This is based on patients treated on this contract for their most recent course of treatment. Figures in italics indicate the base number of FP17s or Patient Questionnaire responses are less than 100. N/A is shown where the base number of responses is less than 10 during the period. % is calculated as Quantity/Base number*100

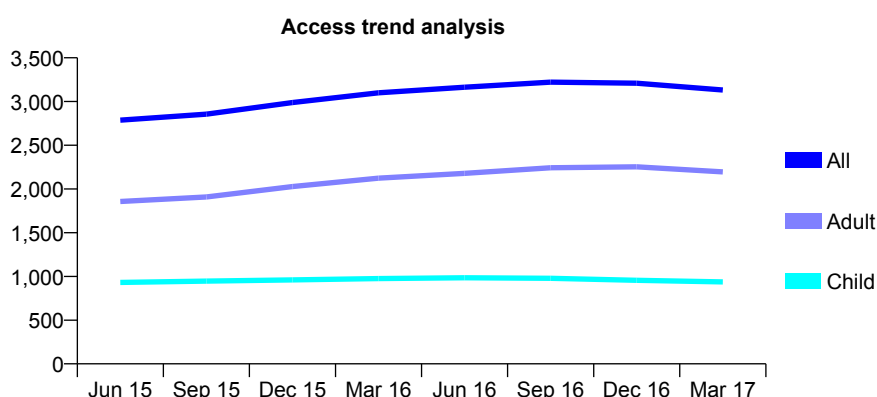
Q68 - Vital Signs At a Glance Contract Report for 125776/0005 - Year end March 2017

Name or company name	Apex Dental Care Ltd
Contract type name	GDS Contract
Purpose of contract	General
Contract start date	01/08/2009
Contract end date	

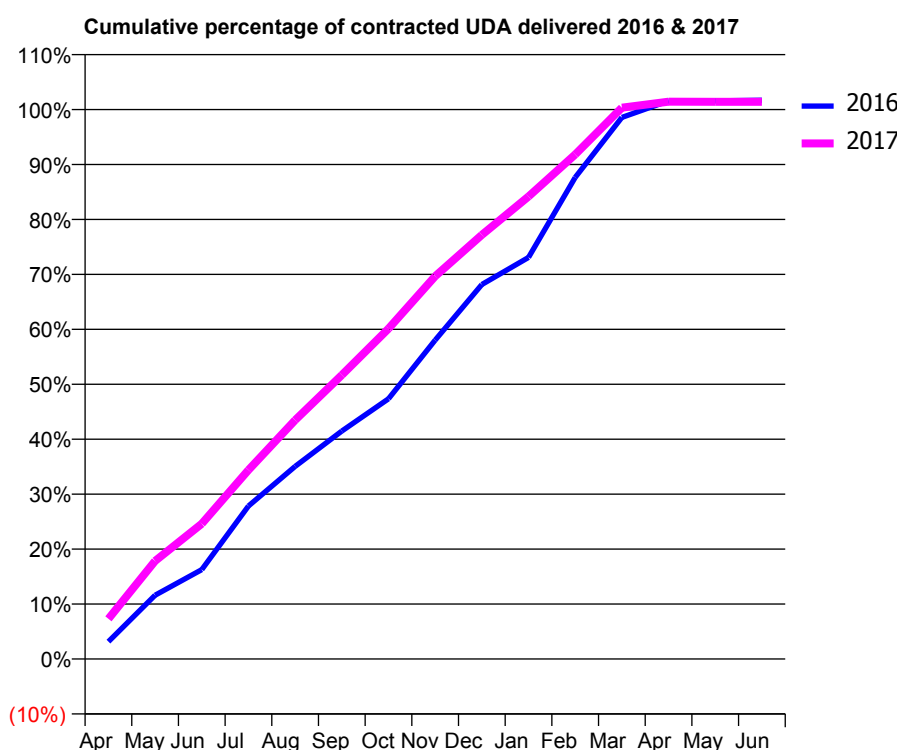
16/17 Contracted general activity (UDA)	7,125
Carry forward general activity (UDA)	-120
16/17 Contracted orthodontic activity (UOA)	0
Carry forward orthodontic activity (UOA)	0
Baseline contract value	£187,826.03

ACCESS*

Patients seen in 24 months	Total	Change since previous quarter
Quarter ending March 2016	3,099	
Quarter ending June 2016	3,163	↑
Quarter ending September 2016	3,222	→
Quarter ending December 2016	3,210	→
Quarter ending March 2017	3,132	↓
Variance since March 2016	1.1%	→



ACTIVITY



Adjusted Scheduled Activity (UDA)		
Month	2016	2017
April	226	522
May	827	1,272
June	1,159	1,755
July	1,985	2,451
August	2,498	3,098
September	2,956	3,681
October	3,374	4,284
November	4,135	4,962
December	4,855	5,500
January	5,207	5,997
February	6,245	6,541
March	7,022	7,149
April	7,237	7,227
May	7,236	7,224
June	7,245	7,224

QUALITY

	Quantity	Base Number	Contract	AT	Region	England
% of FP17s for the same patient ID Re-attending within 3 months - Children	112	1,460	7.7%	9.8%	11.9%	12.3%
% of FP17s for the same patient ID Re-attending within 3 months - Adults	461	2,735	16.9%	15.9%	16.6%	16.7%
% of FP17s for the same patient ID Re-attending between 3 & 9 months - Children	930	1,460	63.7%	59.0%	60.2%	57.6%
% of FP17s for the same patient ID Re-attending between 3 & 9 months - Adults	1,442	2,735	52.7%	50.5%	51.5%	50.1%
% of FP17s for Band 1 Urgent Courses	396	4,092	9.7%	9.5%	9.5%	9.1%
% of FP17s Relating to Free Repair or Replacements	78	4,092	1.9%	0.6%	0.7%	0.8%
% of FP17s Relating to Continuations	20	4,092	0.5%	1.1%	1.2%	1.2%
% of Patients satisfied with the dentistry they have received	3	4	N/A	92.4%	93.1%	92.8%
% of Patients satisfied with the time they had to wait for an appointment	3	4	N/A	89.1%	88.8%	88.7%

* This is based on patients treated on this contract for their most recent course of treatment. Figures in italics indicate the base number of FP17s or Patient Questionnaire responses are less than 100. N/A is shown where the base number of responses is less than 10 during the period. % is calculated as Quantity/Base number*100

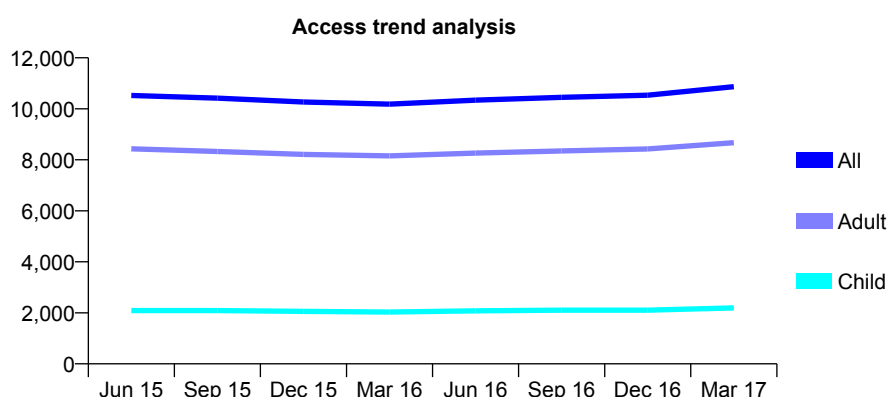
Q68 - Vital Signs At a Glance Contract Report for 125776/0011 - Year end March 2017

Name or company name	Apex Dental Care Ltd
Contract type name	GDS Contract
Purpose of contract	General
Contract start date	01/06/2011
Contract end date	

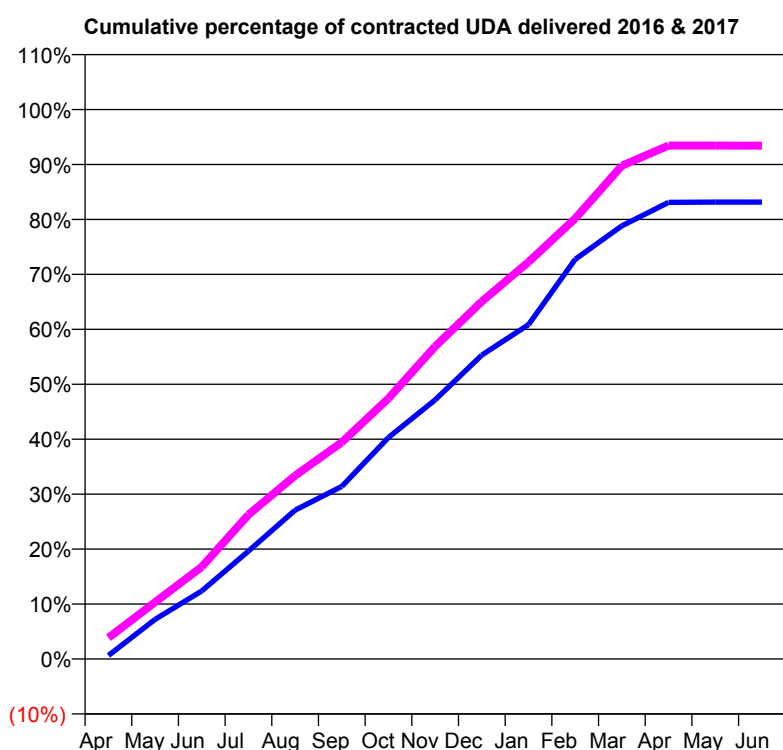
16/17 Contracted general activity (UDA)	39,901
Carry forward general activity (UDA)	0
16/17 Contracted orthodontic activity (UOA)	0
Carry forward orthodontic activity (UOA)	0
Baseline contract value	£1,020,830.17

ACCESS*

Patients seen in 24 months	Total	Change since previous quarter
Quarter ending March 2016	10,184	
Quarter ending June 2016	10,342	→
Quarter ending September 2016	10,452	→
Quarter ending December 2016	10,534	→
Quarter ending March 2017	10,867	↑
Variance since March 2016	6.7%	↑



ACTIVITY



Adjusted Scheduled Activity (UDA)		
Month	2016	2017
April	255	1,544
May	2,879	4,127
June	4,944	6,700
July	7,835	10,484
August	10,807	13,316
September	12,538	15,736
October	16,084	18,925
November	18,822	22,703
December	22,077	25,967
January	24,277	28,827
February	29,022	31,983
March	31,455	35,824
April	33,156	37,283
May	33,175	37,284
June	33,180	37,276

QUALITY

	Quantity	Base Number	Contract	AT	Region	England
% of FP17s for the same patient ID Re-attending within 3 months - Children	265	3,380	7.8%	9.8%	11.9%	12.3%
% of FP17s for the same patient ID Re-attending within 3 months - Adults	2,186	13,640	16.0%	15.9%	16.6%	16.7%
% of FP17s for the same patient ID Re-attending between 3 & 9 months - Children	1,950	3,380	57.7%	59.0%	60.2%	57.6%
% of FP17s for the same patient ID Re-attending between 3 & 9 months - Adults	7,683	13,640	56.3%	50.5%	51.5%	50.1%
% of FP17s for Band 1 Urgent Courses	1,751	16,884	10.4%	9.5%	9.5%	9.1%
% of FP17s Relating to Free Repair or Replacements	113	16,884	0.7%	0.6%	0.7%	0.8%
% of FP17s Relating to Continuations	100	16,884	0.6%	1.1%	1.2%	1.2%
% of Patients satisfied with the dentistry they have received	21	21	100.0%	92.4%	93.1%	92.8%
% of Patients satisfied with the time they had to wait for an appointment	20	21	95.2%	89.1%	88.8%	88.7%

* This is based on patients treated on this contract for their most recent course of treatment. Figures in italics indicate the base number of FP17s or Patient Questionnaire responses are less than 100. N/A is shown where the base number of responses is less than 10 during the period. % is calculated as Quantity/Base number*100

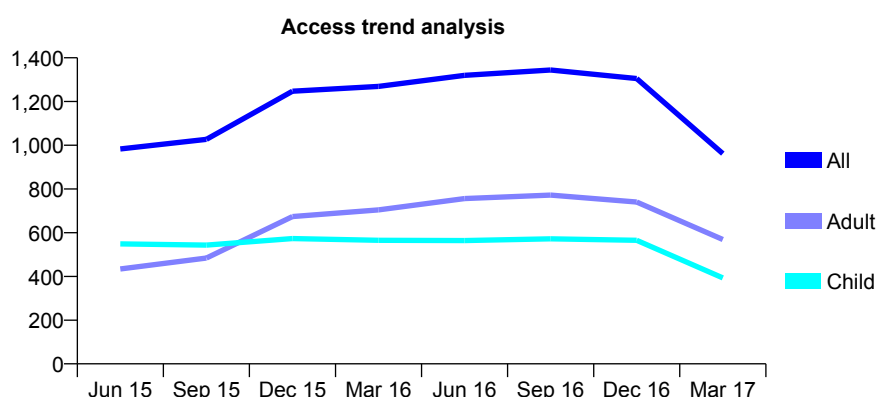
Q68 - Vital Signs At a Glance Contract Report for 125776/0013 - Year end March 2017

Name or company name	Apex Dental Care Ltd
Contract type name	GDS Contract
Purpose of contract	General
Contract start date	09/02/2013
Contract end date	

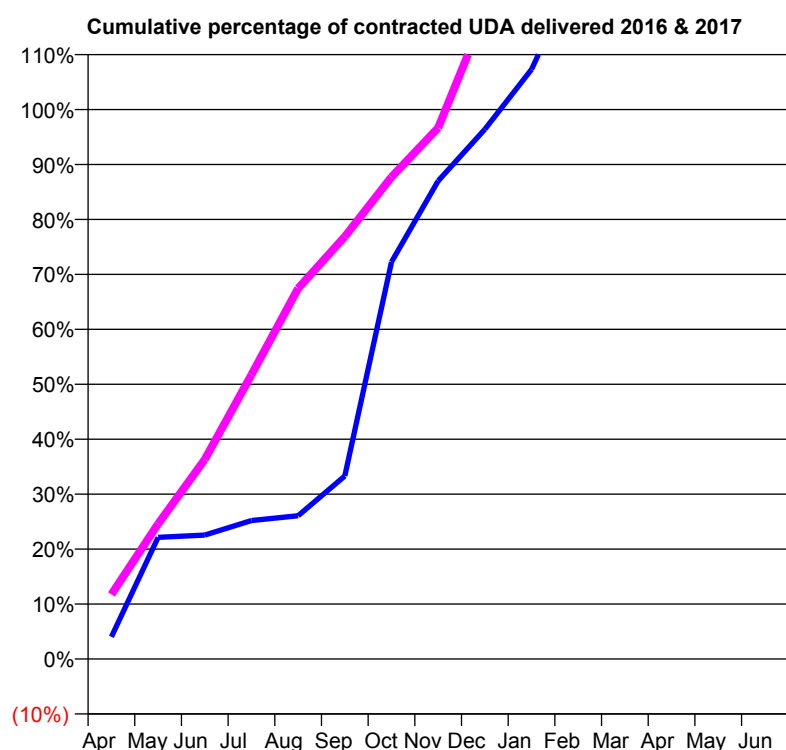
16/17 Contracted general activity (UDA)	2,035
Carry forward general activity (UDA)	-41
16/17 Contracted orthodontic activity (UOA)	0
Carry forward orthodontic activity (UOA)	0
Baseline contract value	£55,477.55

ACCESS*

Patients seen in 24 months	Total	Change since previous quarter
Quarter ending March 2016	1,269	
Quarter ending June 2016	1,320	↑
Quarter ending September 2016	1,344	→
Quarter ending December 2016	1,305	↓
Quarter ending March 2017	962	↓
Variance since March 2016	(24.2%)	↓



ACTIVITY



Adjusted Scheduled Activity (UDA)		
Month	2016	2017
April	82	239
May	451	501
June	459	739
July	513	1,053
August	531	1,373
September	678	1,564
October	1,471	1,785
November	1,770	1,967
December	1,962	2,390
January	2,183	2,457
February	2,549	2,533
March	2,720	2,622
April	2,759	2,684
May	2,759	2,686
June	2,759	2,686

QUALITY

	Quantity	Base Number	Contract	AT	Region	England
% of FP17s for the same patient ID Re-attending within 3 months - Children	28	641	4.4%	9.8%	11.9%	12.3%
% of FP17s for the same patient ID Re-attending within 3 months - Adults	159	835	19.0%	15.9%	16.6%	16.7%
% of FP17s for the same patient ID Re-attending between 3 & 9 months - Children	307	641	47.9%	59.0%	60.2%	57.6%
% of FP17s for the same patient ID Re-attending between 3 & 9 months - Adults	319	835	38.2%	50.5%	51.5%	50.1%
% of FP17s for Band 1 Urgent Courses	137	1,495	9.2%	9.5%	9.5%	9.1%
% of FP17s Relating to Free Repair or Replacements	0	1,495	0.0%	0.6%	0.7%	0.8%
% of FP17s Relating to Continuations	41	1,495	2.7%	1.1%	1.2%	1.2%
% of Patients satisfied with the dentistry they have received	2	2	N/A	92.4%	93.1%	92.8%
% of Patients satisfied with the time they had to wait for an appointment	2	2	N/A	89.1%	88.8%	88.7%

* This is based on patients treated on this contract for their most recent course of treatment. Figures in italics indicate the base number of FP17s or Patient Questionnaire responses are less than 100. N/A is shown where the base number of responses is less than 10 during the period. % is calculated as Quantity/Base number*100

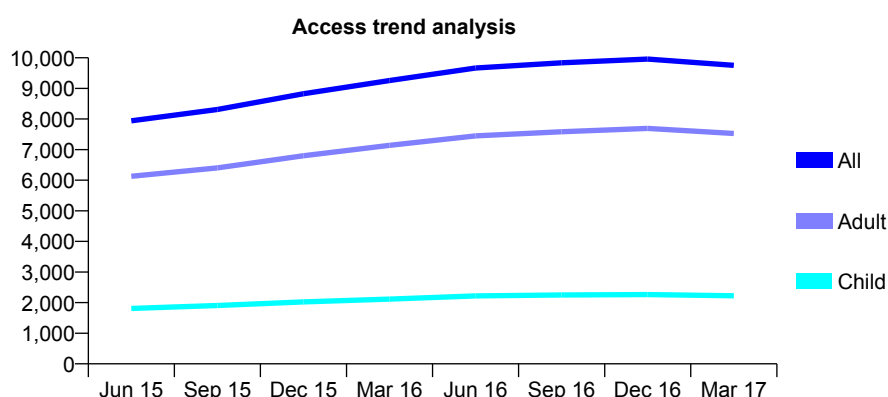
Q68 - Vital Signs At a Glance Contract Report for 125776/0014 - Year end March 2017

Name or company name	Apex Dental Care Ltd
Contract type name	GDS Contract
Purpose of contract	General
Contract start date	09/02/2013
Contract end date	

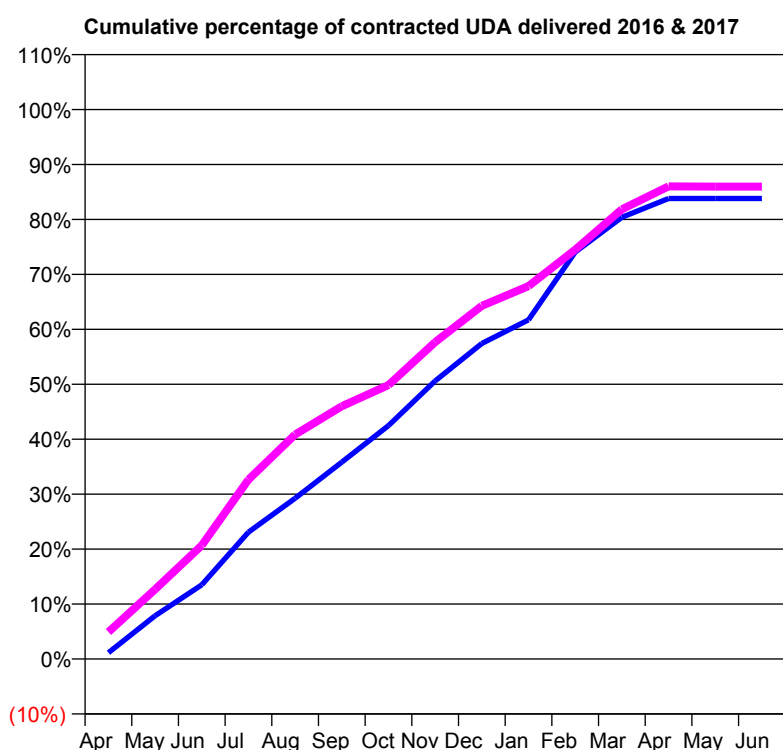
16/17 Contracted general activity (UDA)	30,661
Carry forward general activity (UDA)	0
16/17 Contracted orthodontic activity (UOA)	0
Carry forward orthodontic activity (UOA)	0
Baseline contract value	£833,594.56

ACCESS*

Patients seen in 24 months	Total	Change since previous quarter
Quarter ending March 2016	9,258	
Quarter ending June 2016	9,667	↑
Quarter ending September 2016	9,835	→
Quarter ending December 2016	9,957	→
Quarter ending March 2017	9,752	↓
Variance since March 2016	5.3%	↑



ACTIVITY



Month	Adjusted Scheduled Activity (UDA)	
	2016	2017
April	412	1,504
May	2,806	3,890
June	4,815	6,345
July	8,231	10,008
August	10,432	12,529
September	12,775	14,101
October	15,146	15,289
November	18,050	17,682
December	20,475	19,709
January	22,011	20,806
February	26,410	22,838
March	28,662	25,096
April	29,885	26,371
May	29,885	26,358
June	29,888	26,358

QUALITY

	Quantity	Base Number	Contract	AT	Region	England
% of FP17s for the same patient ID Re-attending within 3 months - Children	235	2,828	8.3%	9.8%	11.9%	12.3%
% of FP17s for the same patient ID Re-attending within 3 months - Adults	1,324	9,359	14.1%	15.9%	16.6%	16.7%
% of FP17s for the same patient ID Re-attending between 3 & 9 months - Children	1,443	2,828	51.0%	59.0%	60.2%	57.6%
% of FP17s for the same patient ID Re-attending between 3 & 9 months - Adults	4,610	9,359	49.3%	50.5%	51.5%	50.1%
% of FP17s for Band 1 Urgent Courses	1,120	12,246	9.1%	9.5%	9.5%	9.1%
% of FP17s Relating to Free Repair or Replacements	145	12,246	1.2%	0.6%	0.7%	0.8%
% of FP17s Relating to Continuations	166	12,246	1.4%	1.1%	1.2%	1.2%
% of Patients satisfied with the dentistry they have received	7	7	N/A	92.4%	93.1%	92.8%
% of Patients satisfied with the time they had to wait for an appointment	7	7	N/A	89.1%	88.8%	88.7%

* This is based on patients treated on this contract for their most recent course of treatment. Figures in italics indicate the base number of FP17s or Patient Questionnaire responses are less than 100. N/A is shown where the base number of responses is less than 10 during the period. % is calculated as Quantity/Base number*100

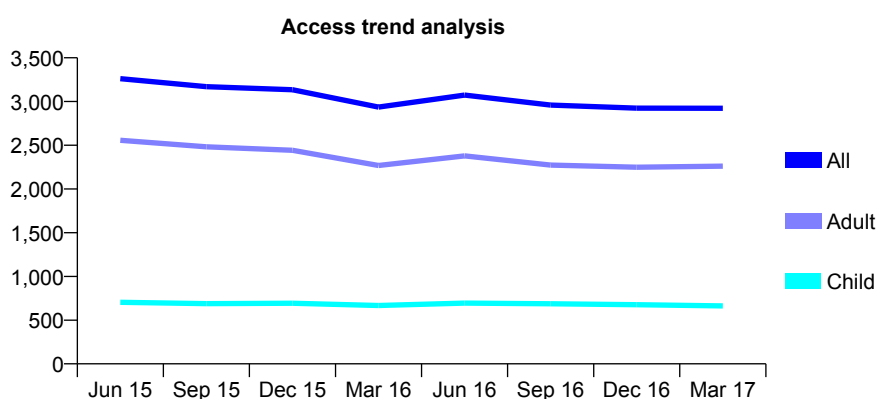
Q68 - Vital Signs At a Glance Contract Report for 126470/0001 - Year end March 2017

Name or company name	Steyning Dental Care Ltd
Contract type name	GDS Contract
Purpose of contract	General
Contract start date	01/05/2011
Contract end date	

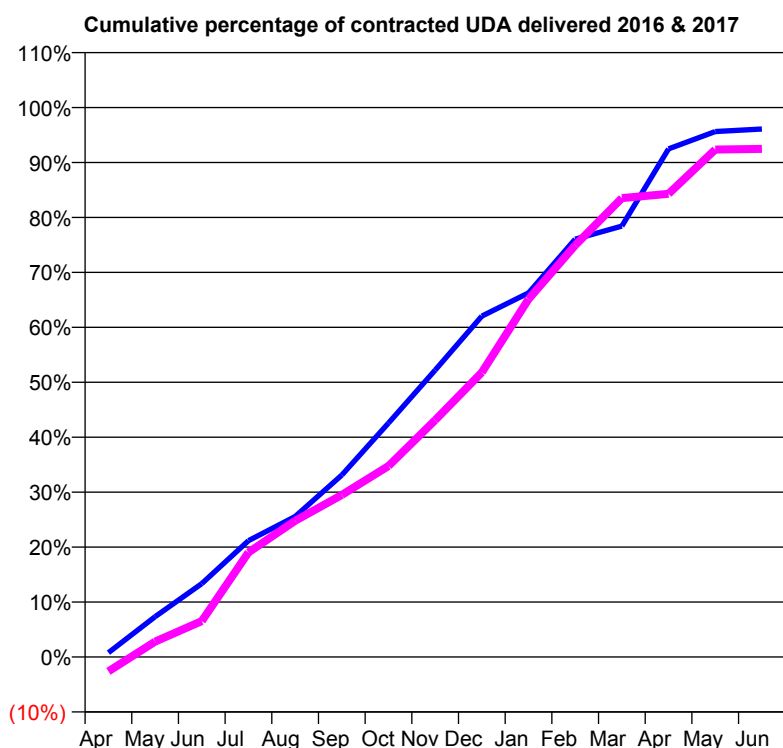
16/17 Contracted general activity (UDA)	11,000
Carry forward general activity (UDA)	432
16/17 Contracted orthodontic activity (UOA)	0
Carry forward orthodontic activity (UOA)	0
Baseline contract value	£307,804.74

ACCESS*

Patients seen in 24 months	Total	Change since previous quarter
Quarter ending March 2016	2,936	
Quarter ending June 2016	3,073	↑
Quarter ending September 2016	2,960	↓
Quarter ending December 2016	2,924	↓
Quarter ending March 2017	2,923	→
Variance since March 2016	(0.4%)	→



ACTIVITY



Adjusted Scheduled Activity (UDA)		
Month	2016	2017
April	86	-291
May	806	309
June	1,469	719
July	2,328	2,094
August	2,811	2,726
September	3,643	3,245
October	4,683	3,825
November	5,743	4,743
December	6,823	5,698
January	7,290	7,163
February	8,365	8,241
March	8,626	9,188
April	10,172	9,272
May	10,519	10,158
June	10,568	10,172

QUALITY

	Quantity	Base Number	Contract	AT	Region	England
% of FP17s for the same patient ID Re-attending within 3 months - Children	52	982	5.3%	9.8%	11.9%	12.3%
% of FP17s for the same patient ID Re-attending within 3 months - Adults	583	3,518	16.6%	15.9%	16.6%	16.7%
% of FP17s for the same patient ID Re-attending between 3 & 9 months - Children	540	982	55.0%	59.0%	60.2%	57.6%
% of FP17s for the same patient ID Re-attending between 3 & 9 months - Adults	1,642	3,518	46.7%	50.5%	51.5%	50.1%
% of FP17s for Band 1 Urgent Courses	307	4,100	7.5%	9.5%	9.5%	9.1%
% of FP17s Relating to Free Repair or Replacements	4	4,100	0.1%	0.6%	0.7%	0.8%
% of FP17s Relating to Continuations	138	4,100	3.4%	1.1%	1.2%	1.2%
% of Patients satisfied with the dentistry they have received	17	19	89.5%	92.4%	93.1%	92.8%
% of Patients satisfied with the time they had to wait for an appointment	16	19	84.2%	89.1%	88.8%	88.7%

* This is based on patients treated on this contract for their most recent course of treatment. Figures in italics indicate the base number of FP17s or Patient Questionnaire responses are less than 100. N/A is shown where the base number of responses is less than 10 during the period. % is calculated as Quantity/Base number*100

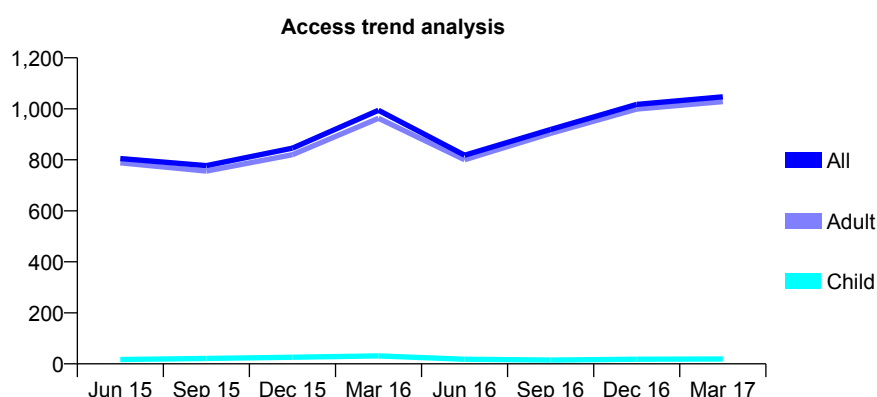
Q68 - Vital Signs At a Glance Contract Report for 126470/0002 - Year end March 2017

Name or company name	Steyning Dental Care Ltd
Contract type name	GDS Contract
Purpose of contract	General
Contract start date	01/05/2011
Contract end date	

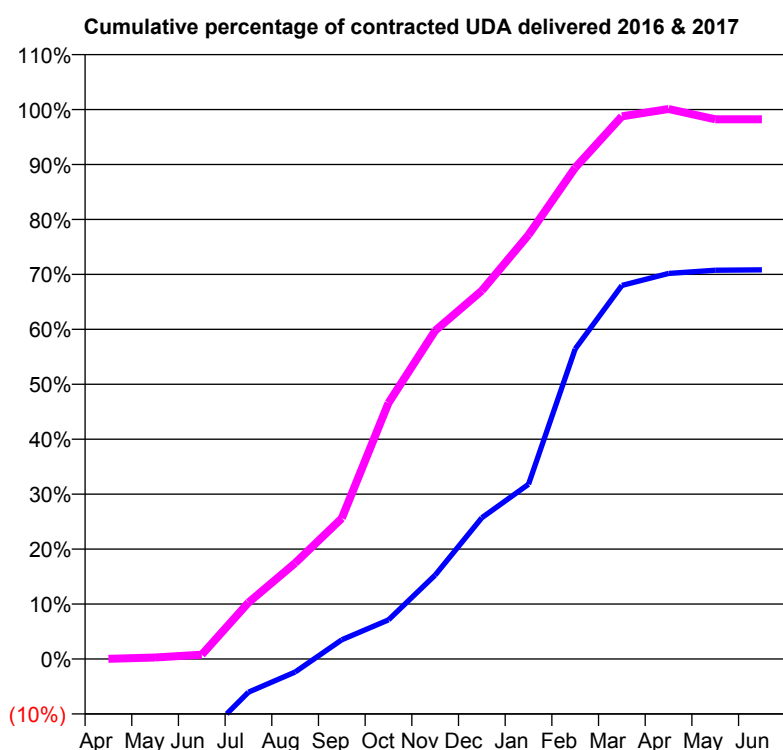
16/17 Contracted general activity (UDA)	3,600
Carry forward general activity (UDA)	0
16/17 Contracted orthodontic activity (UOA)	0
Carry forward orthodontic activity (UOA)	0
Baseline contract value	£185,326.34

ACCESS*

Patients seen in 24 months	Total	Change since previous quarter
Quarter ending March 2016	994	
Quarter ending June 2016	818	↓
Quarter ending September 2016	919	↑
Quarter ending December 2016	1,017	↑
Quarter ending March 2017	1,047	↑
Variance since March 2016	5.3%	↑



ACTIVITY



Adjusted Scheduled Activity (UDA)		
Month	2016	2017
April	-822	1
May	-738	10
June	-524	28
July	-218	370
August	-86	628
September	126	922
October	256	1,678
November	550	2,151
December	926	2,413
January	1,145	2,778
February	2,032	3,219
March	2,448	3,555
April	2,526	3,603
May	2,547	3,536
June	2,550	3,536

QUALITY

	Quantity	Base Number	Contract	AT	Region	England
% of FP17s for the same patient ID Re-attending within 3 months - Children	0	29	0.0%	9.8%	11.9%	12.3%
% of FP17s for the same patient ID Re-attending within 3 months - Adults	25	1,100	2.3%	15.9%	16.6%	16.7%
% of FP17s for the same patient ID Re-attending between 3 & 9 months - Children	0	29	0.0%	59.0%	60.2%	57.6%
% of FP17s for the same patient ID Re-attending between 3 & 9 months - Adults	13	1,100	1.2%	50.5%	51.5%	50.1%
% of FP17s for Band 1 Urgent Courses	1	1,115	0.1%	9.5%	9.5%	9.1%
% of FP17s Relating to Free Repair or Replacements	1	1,115	0.1%	0.6%	0.7%	0.8%
% of FP17s Relating to Continuations	22	1,115	2.0%	1.1%	1.2%	1.2%
% of Patients satisfied with the dentistry they have received	4	4	N/A	92.4%	93.1%	92.8%
% of Patients satisfied with the time they had to wait for an appointment	3	4	N/A	89.1%	88.8%	88.7%

* This is based on patients treated on this contract for their most recent course of treatment. Figures in italics indicate the base number of FP17s or Patient Questionnaire responses are less than 100. N/A is shown where the base number of responses is less than 10 during the period. % is calculated as Quantity/Base number*100

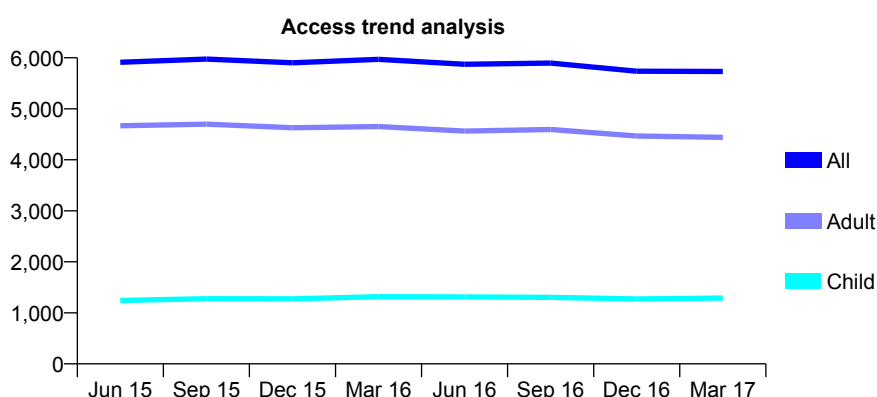
Q68 - Vital Signs At a Glance Contract Report for 128279/0001 - Year end March 2017

Name or company name	Bright DS Limited
Contract type name	GDS Contract
Purpose of contract	General
Contract start date	01/07/2011
Contract end date	

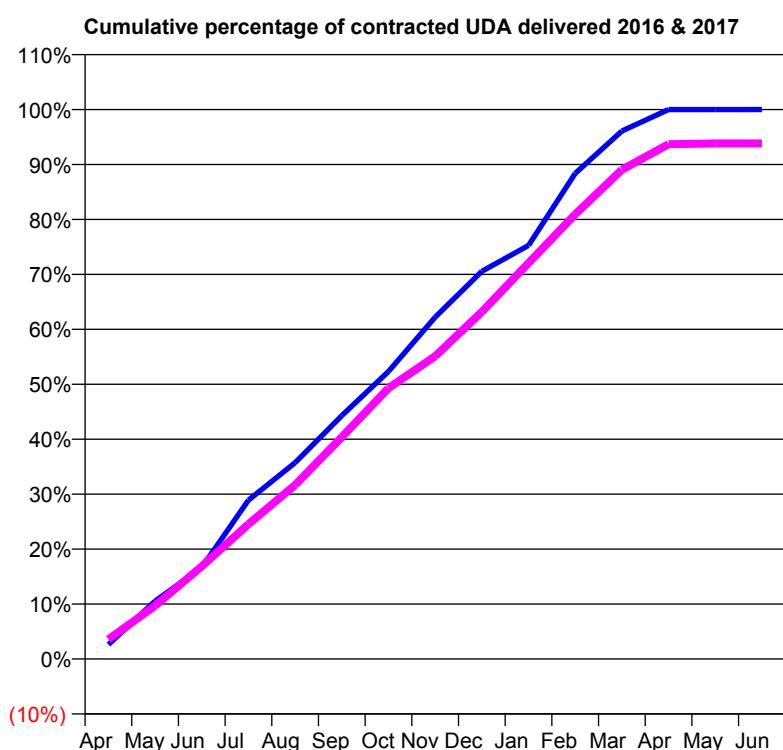
16/17 Contracted general activity (UDA)	15,000
Carry forward general activity (UDA)	2
16/17 Contracted orthodontic activity (UOA)	0
Carry forward orthodontic activity (UOA)	0
Baseline contract value	£400,485.55

ACCESS*

Patients seen in 24 months	Total	Change since previous quarter
Quarter ending March 2016	5,969	
Quarter ending June 2016	5,874	↓
Quarter ending September 2016	5,897	→
Quarter ending December 2016	5,738	↓
Quarter ending March 2017	5,731	→
Variance since March 2016	(4.0%)	↓



ACTIVITY



Adjusted Scheduled Activity (UDA)		
Month	2016	2017
April	395	536
May	1,583	1,453
June	2,499	2,531
July	4,336	3,683
August	5,360	4,753
September	6,646	6,058
October	7,848	7,394
November	9,332	8,265
December	10,584	9,478
January	11,291	10,810
February	13,255	12,137
March	14,413	13,357
April	14,998	14,051
May	14,997	14,074
June	14,998	14,074

QUALITY

	Quantity	Base Number	Contract	AT	Region	England
% of FP17s for the same patient ID Re-attending within 3 months - Children	98	1,483	6.6%	9.8%	11.9%	12.3%
% of FP17s for the same patient ID Re-attending within 3 months - Adults	860	4,818	17.8%	15.9%	16.6%	16.7%
% of FP17s for the same patient ID Re-attending between 3 & 9 months - Children	656	1,483	44.2%	59.0%	60.2%	57.6%
% of FP17s for the same patient ID Re-attending between 3 & 9 months - Adults	1,706	4,818	35.4%	50.5%	51.5%	50.1%
% of FP17s for Band 1 Urgent Courses	1,078	6,306	17.1%	9.5%	9.5%	9.1%
% of FP17s Relating to Free Repair or Replacements	17	6,306	0.3%	0.6%	0.7%	0.8%
% of FP17s Relating to Continuations	12	6,306	0.2%	1.1%	1.2%	1.2%
% of Patients satisfied with the dentistry they have received	4	5	N/A	92.4%	93.1%	92.8%
% of Patients satisfied with the time they had to wait for an appointment	5	5	N/A	89.1%	88.8%	88.7%

* This is based on patients treated on this contract for their most recent course of treatment. Figures in italics indicate the base number of FP17s or Patient Questionnaire responses are less than 100. N/A is shown where the base number of responses is less than 10 during the period. % is calculated as Quantity/Base number*100

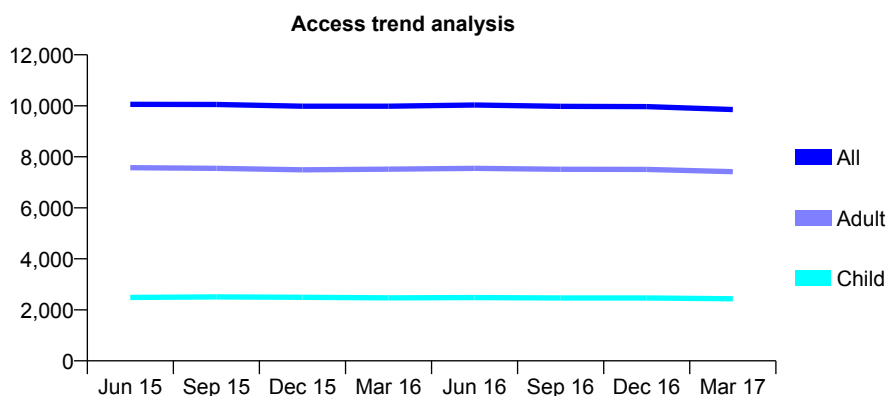
Q68 - Vital Signs At a Glance Contract Report for 128503/0001 - Year end March 2017

Name or company name	E Lazanakis Limited trading as Sussex Der
Contract type name	GDS Contract
Purpose of contract	General
Contract start date	01/04/2013
Contract end date	

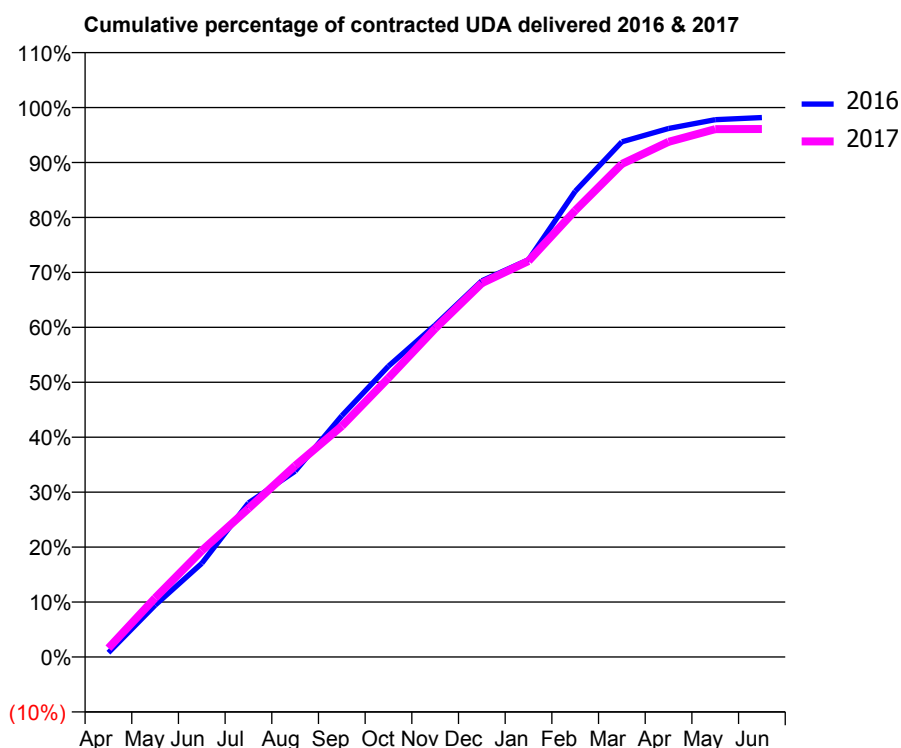
16/17 Contracted general activity (UDA)	30,203
Carry forward general activity (UDA)	549
16/17 Contracted orthodontic activity (UOA)	0
Carry forward orthodontic activity (UOA)	0
Baseline contract value	£911,838.68

ACCESS*

Patients seen in 24 months	Total	Change since previous quarter
Quarter ending March 2016	9,984	
Quarter ending June 2016	10,030	→
Quarter ending September 2016	9,977	→
Quarter ending December 2016	9,971	→
Quarter ending March 2017	9,852	↓
Variance since March 2016	(1.3%)	↓



ACTIVITY



Adjusted Scheduled Activity (UDA)		
Month	2016	2017
April	242	489
May	2,851	3,247
June	5,146	5,845
July	8,471	8,163
August	10,214	10,512
September	13,259	12,689
October	15,992	15,337
November	18,249	18,056
December	20,683	20,545
January	21,840	21,763
February	25,594	24,543
March	28,318	27,104
April	29,051	28,316
May	29,533	29,016
June	29,654	29,021

QUALITY

	Quantity	Base Number	Contract	AT	Region	England
% of FP17s for the same patient ID Re-attending within 3 months - Children	297	3,964	7.5%	9.8%	11.9%	12.3%
% of FP17s for the same patient ID Re-attending within 3 months - Adults	1,583	10,831	14.6%	15.9%	16.6%	16.7%
% of FP17s for the same patient ID Re-attending between 3 & 9 months - Children	2,602	3,964	65.6%	59.0%	60.2%	57.6%
% of FP17s for the same patient ID Re-attending between 3 & 9 months - Adults	5,684	10,831	52.5%	50.5%	51.5%	50.1%
% of FP17s for Band 1 Urgent Courses	2,308	15,071	15.3%	9.5%	9.5%	9.1%
% of FP17s Relating to Free Repair or Replacements	55	15,071	0.4%	0.6%	0.7%	0.8%
% of FP17s Relating to Continuations	88	15,071	0.6%	1.1%	1.2%	1.2%
% of Patients satisfied with the dentistry they have received	30	35	85.7%	92.4%	93.1%	92.8%
% of Patients satisfied with the time they had to wait for an appointment	32	35	91.4%	89.1%	88.8%	88.7%

* This is based on patients treated on this contract for their most recent course of treatment. Figures in italics indicate the base number of FP17s or Patient Questionnaire responses are less than 100. N/A is shown where the base number of responses is less than 10 during the period. % is calculated as Quantity/Base number*100

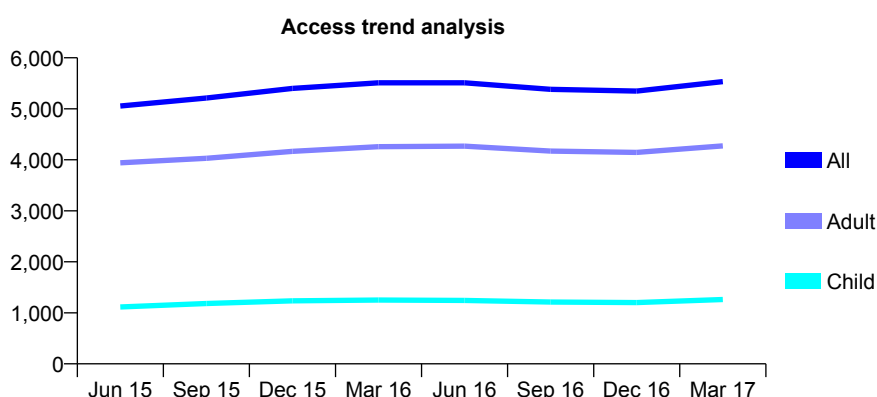
Q68 - Vital Signs At a Glance Contract Report for 128503/0003 - Year end March 2017

Name or company name	E Lazanakis Limited trading as Sussex Der
Contract type name	GDS Contract
Purpose of contract	General
Contract start date	01/04/2013
Contract end date	

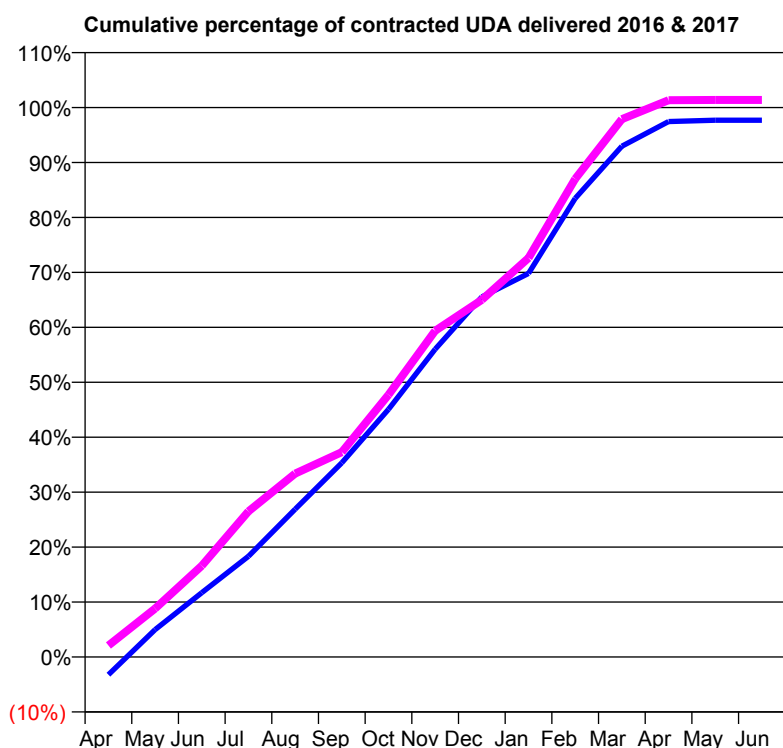
16/17 Contracted general activity (UDA)	15,352
Carry forward general activity (UDA)	357
16/17 Contracted orthodontic activity (UOA)	0
Carry forward orthodontic activity (UOA)	0
Baseline contract value	£382,421.81

ACCESS*

Patients seen in 24 months	Total	Change since previous quarter
Quarter ending March 2016	5,509	
Quarter ending June 2016	5,511	→
Quarter ending September 2016	5,383	↓
Quarter ending December 2016	5,347	→
Quarter ending March 2017	5,534	↑
Variance since March 2016	0.5%	→



ACTIVITY



Adjusted Scheduled Activity (UDA)		
Month	2016	2017
April	-499	323
May	766	1,353
June	1,797	2,551
July	2,814	4,069
August	4,129	5,124
September	5,426	5,723
October	6,920	7,328
November	8,600	9,115
December	10,061	9,978
January	10,715	11,148
February	12,815	13,356
March	14,269	15,026
April	14,958	15,554
May	14,995	15,561
June	14,995	15,561

QUALITY

	Quantity	Base Number	Contract	AT	Region	England
% of FP17s for the same patient ID Re-attending within 3 months - Children	128	1,834	7.0%	9.8%	11.9%	12.3%
% of FP17s for the same patient ID Re-attending within 3 months - Adults	740	5,574	13.3%	15.9%	16.6%	16.7%
% of FP17s for the same patient ID Re-attending between 3 & 9 months - Children	1,025	1,834	55.9%	59.0%	60.2%	57.6%
% of FP17s for the same patient ID Re-attending between 3 & 9 months - Adults	2,492	5,574	44.7%	50.5%	51.5%	50.1%
% of FP17s for Band 1 Urgent Courses	647	7,367	8.8%	9.5%	9.5%	9.1%
% of FP17s Relating to Free Repair or Replacements	34	7,367	0.5%	0.6%	0.7%	0.8%
% of FP17s Relating to Continuations	39	7,367	0.5%	1.1%	1.2%	1.2%
% of Patients satisfied with the dentistry they have received	7	7	N/A	92.4%	93.1%	92.8%
% of Patients satisfied with the time they had to wait for an appointment	5	7	N/A	89.1%	88.8%	88.7%

* This is based on patients treated on this contract for their most recent course of treatment. Figures in italics indicate the base number of FP17s or Patient Questionnaire responses are less than 100. N/A is shown where the base number of responses is less than 10 during the period. % is calculated as Quantity/Base number*100

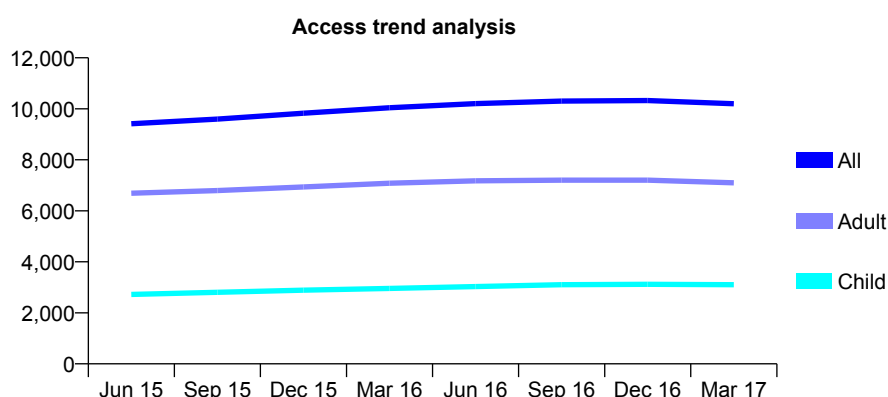
Q68 - Vital Signs At a Glance Contract Report for 128503/0004 - Year end March 2017

Name or company name	E Lazanakis Limited
Contract type name	GDS Contract
Purpose of contract	General
Contract start date	01/04/2013
Contract end date	

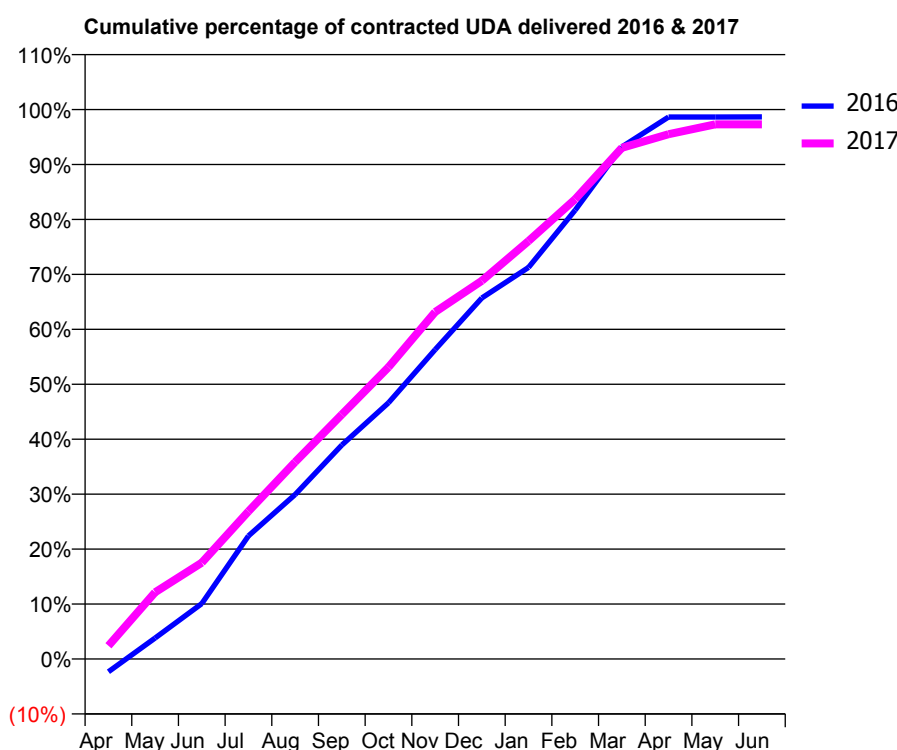
16/17 Contracted general activity (UDA)	28,200
Carry forward general activity (UDA)	377
16/17 Contracted orthodontic activity (UOA)	0
Carry forward orthodontic activity (UOA)	0
Baseline contract value	£735,735.20

ACCESS*

Patients seen in 24 months	Total	Change since previous quarter
Quarter ending March 2016	10,040	
Quarter ending June 2016	10,204	→
Quarter ending September 2016	10,303	→
Quarter ending December 2016	10,324	→
Quarter ending March 2017	10,198	↓
Variance since March 2016	1.6%	→



ACTIVITY



Adjusted Scheduled Activity (UDA)		
Month	2016	2017
April	-659	682
May	1,077	3,426
June	2,844	4,944
July	6,318	7,582
August	8,438	10,112
September	10,981	12,548
October	13,146	14,974
November	15,882	17,808
December	18,527	19,409
January	20,096	21,453
February	23,041	23,599
March	26,284	26,235
April	27,814	26,934
May	27,814	27,438
June	27,823	27,439

QUALITY

	Quantity	Base Number	Contract	AT	Region	England
% of FP17s for the same patient ID Re-attending within 3 months - Children	304	4,592	6.6%	9.8%	11.9%	12.3%
% of FP17s for the same patient ID Re-attending within 3 months - Adults	1,346	9,165	14.7%	15.9%	16.6%	16.7%
% of FP17s for the same patient ID Re-attending between 3 & 9 months - Children	2,771	4,592	60.3%	59.0%	60.2%	57.6%
% of FP17s for the same patient ID Re-attending between 3 & 9 months - Adults	4,267	9,165	46.6%	50.5%	51.5%	50.1%
% of FP17s for Band 1 Urgent Courses	2,117	13,672	15.5%	9.5%	9.5%	9.1%
% of FP17s Relating to Free Repair or Replacements	64	13,672	0.5%	0.6%	0.7%	0.8%
% of FP17s Relating to Continuations	28	13,672	0.2%	1.1%	1.2%	1.2%
% of Patients satisfied with the dentistry they have received	20	20	100.0%	92.4%	93.1%	92.8%
% of Patients satisfied with the time they had to wait for an appointment	17	20	85.0%	89.1%	88.8%	88.7%

* This is based on patients treated on this contract for their most recent course of treatment. Figures in italics indicate the base number of FP17s or Patient Questionnaire responses are less than 100. N/A is shown where the base number of responses is less than 10 during the period. % is calculated as Quantity/Base number*100

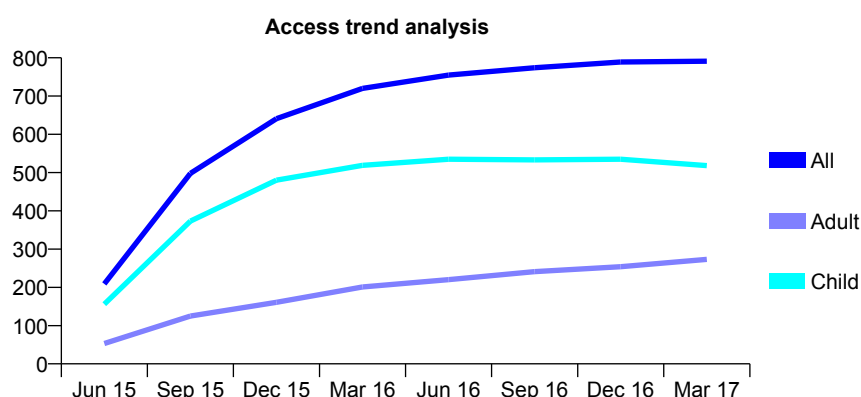
Q68 - Vital Signs At a Glance Contract Report for 129828/0002 - Year end March 2017

Name or company name	Mr SM Frost and Mr P Holmes
Contract type name	GDS Contract
Purpose of contract	General
Contract start date	04/04/2015
Contract end date	

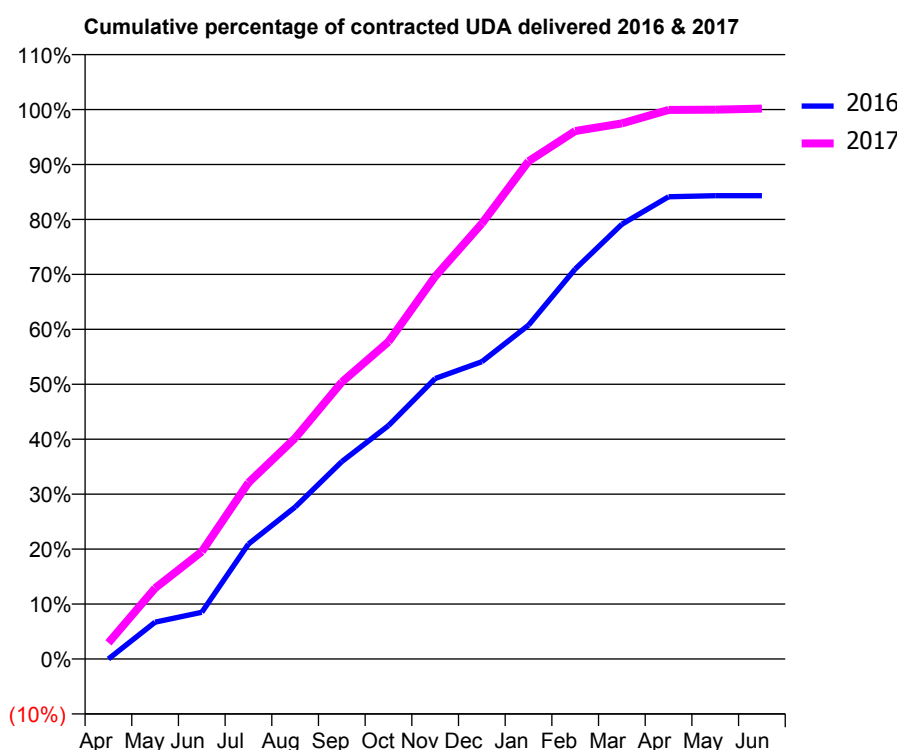
16/17 Contracted general activity (UDA)	1,600
Carry forward general activity (UDA)	0
16/17 Contracted orthodontic activity (UOA)	0
Carry forward orthodontic activity (UOA)	0
Baseline contract value	£43,350.81

ACCESS*

Patients seen in 24 months	Total	Change since previous quarter
Quarter ending March 2016	720	
Quarter ending June 2016	755	↑
Quarter ending September 2016	774	↑
Quarter ending December 2016	789	→
Quarter ending March 2017	791	→
Variance since March 2016	9.9%	↑



ACTIVITY



Month	Adjusted Scheduled Activity (UDA)	
	2016	2017
April	0	47
May	146	206
June	185	313
July	457	513
August	603	643
September	784	806
October	927	924
November	1,114	1,114
December	1,180	1,268
January	1,326	1,449
February	1,549	1,537
March	1,726	1,559
April	1,836	1,599
May	1,840	1,600
June	1,840	1,603

QUALITY

	Quantity	Base Number	Contract	AT	Region	England
% of FP17s for the same patient ID Re-attending within 3 months - Children	48	809	5.9%	9.8%	11.9%	12.3%
% of FP17s for the same patient ID Re-attending within 3 months - Adults	17	254	6.7%	15.9%	16.6%	16.7%
% of FP17s for the same patient ID Re-attending between 3 & 9 months - Children	559	809	69.1%	59.0%	60.2%	57.6%
% of FP17s for the same patient ID Re-attending between 3 & 9 months - Adults	164	254	64.6%	50.5%	51.5%	50.1%
% of FP17s for Band 1 Urgent Courses	22	1,023	2.2%	9.5%	9.5%	9.1%
% of FP17s Relating to Free Repair or Replacements	0	1,023	0.0%	0.6%	0.7%	0.8%
% of FP17s Relating to Continuations	8	1,023	0.8%	1.1%	1.2%	1.2%
% of Patients satisfied with the dentistry they have received	1	1	N/A	92.4%	93.1%	92.8%
% of Patients satisfied with the time they had to wait for an appointment	1	1	N/A	89.1%	88.8%	88.7%

* This is based on patients treated on this contract for their most recent course of treatment. Figures in italics indicate the base number of FP17s or Patient Questionnaire responses are less than 100. N/A is shown where the base number of responses is less than 10 during the period. % is calculated as Quantity/Base number*100

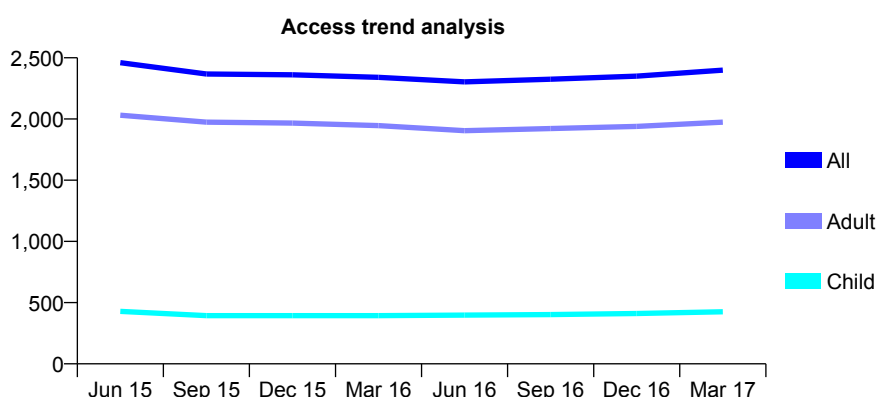
Q68 - Vital Signs At a Glance Contract Report for 130648/0001 - Year end March 2017

Name or company name	Claremont Dental Practice
Contract type name	GDS Contract
Purpose of contract	General
Contract start date	23/02/2009
Contract end date	

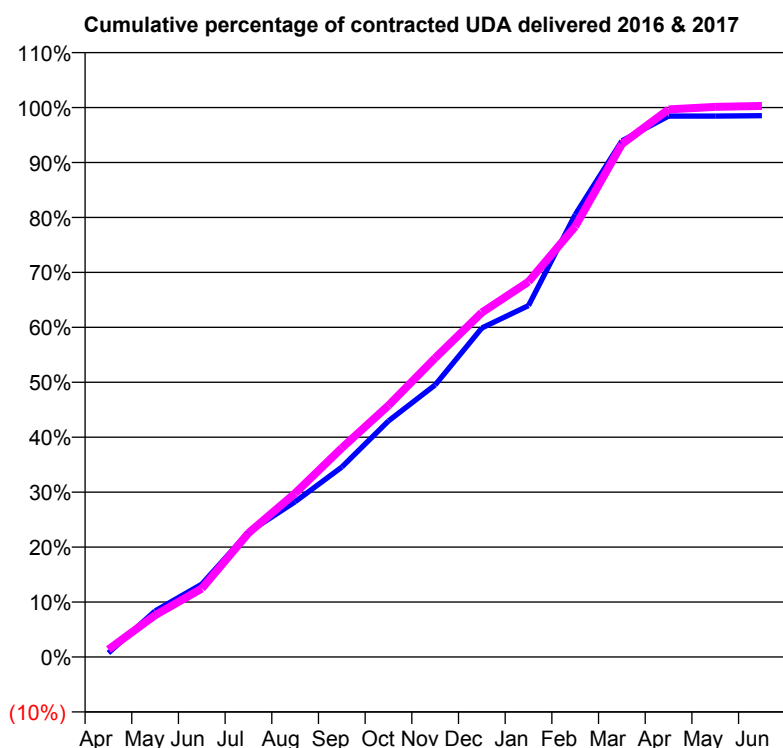
16/17 Contracted general activity (UDA)	9,219
Carry forward general activity (UDA)	138
16/17 Contracted orthodontic activity (UOA)	0
Carry forward orthodontic activity (UOA)	0
Baseline contract value	£242,336.70

ACCESS*

Patients seen in 24 months	Total	Change since previous quarter
Quarter ending March 2016	2,340	
Quarter ending June 2016	2,303	↓
Quarter ending September 2016	2,325	→
Quarter ending December 2016	2,350	→
Quarter ending March 2017	2,399	↑
Variance since March 2016	2.5%	↑



ACTIVITY



Adjusted Scheduled Activity (UDA)		
Month	2016	2017
April	68	126
May	773	702
June	1,223	1,150
July	2,093	2,079
August	2,606	2,748
September	3,188	3,506
October	3,962	4,221
November	4,565	5,017
December	5,519	5,780
January	5,896	6,296
February	7,423	7,223
March	8,660	8,604
April	9,074	9,187
May	9,074	9,230
June	9,081	9,245

QUALITY

	Quantity	Base Number	Contract	AT	Region	England
% of FP17s for the same patient ID Re-attending within 3 months - Children	31	544	5.7%	9.8%	11.9%	12.3%
% of FP17s for the same patient ID Re-attending within 3 months - Adults	325	2,760	11.8%	15.9%	16.6%	16.7%
% of FP17s for the same patient ID Re-attending between 3 & 9 months - Children	275	544	50.6%	59.0%	60.2%	57.6%
% of FP17s for the same patient ID Re-attending between 3 & 9 months - Adults	1,536	2,760	55.7%	50.5%	51.5%	50.1%
% of FP17s for Band 1 Urgent Courses	239	3,339	7.2%	9.5%	9.5%	9.1%
% of FP17s Relating to Free Repair or Replacements	12	3,339	0.4%	0.6%	0.7%	0.8%
% of FP17s Relating to Continuations	16	3,339	0.5%	1.1%	1.2%	1.2%
% of Patients satisfied with the dentistry they have received	10	10	100.0%	92.4%	93.1%	92.8%
% of Patients satisfied with the time they had to wait for an appointment	10	10	100.0%	89.1%	88.8%	88.7%

* This is based on patients treated on this contract for their most recent course of treatment. Figures in italics indicate the base number of FP17s or Patient Questionnaire responses are less than 100. N/A is shown where the base number of responses is less than 10 during the period. % is calculated as Quantity/Base number*100

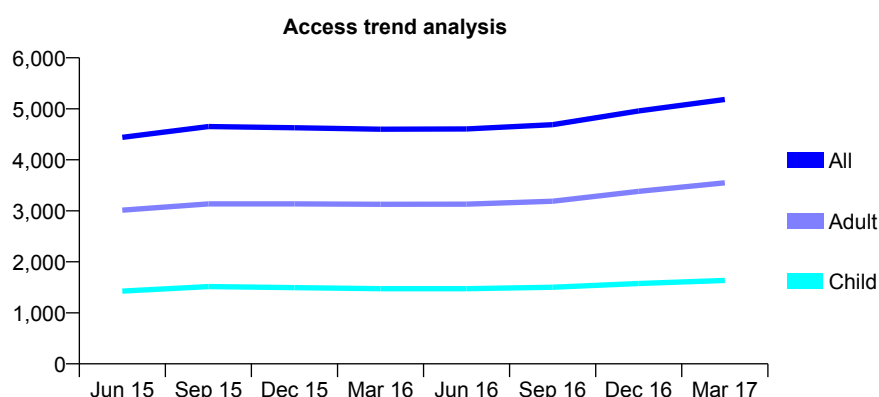
Q68 - Vital Signs At a Glance Contract Report for 131148/0001 - Year end March 2017

Name or company name	Iosis Clinic (Godalming) Ltd
Contract type name	GDS Contract
Purpose of contract	General
Contract start date	01/04/2010
Contract end date	

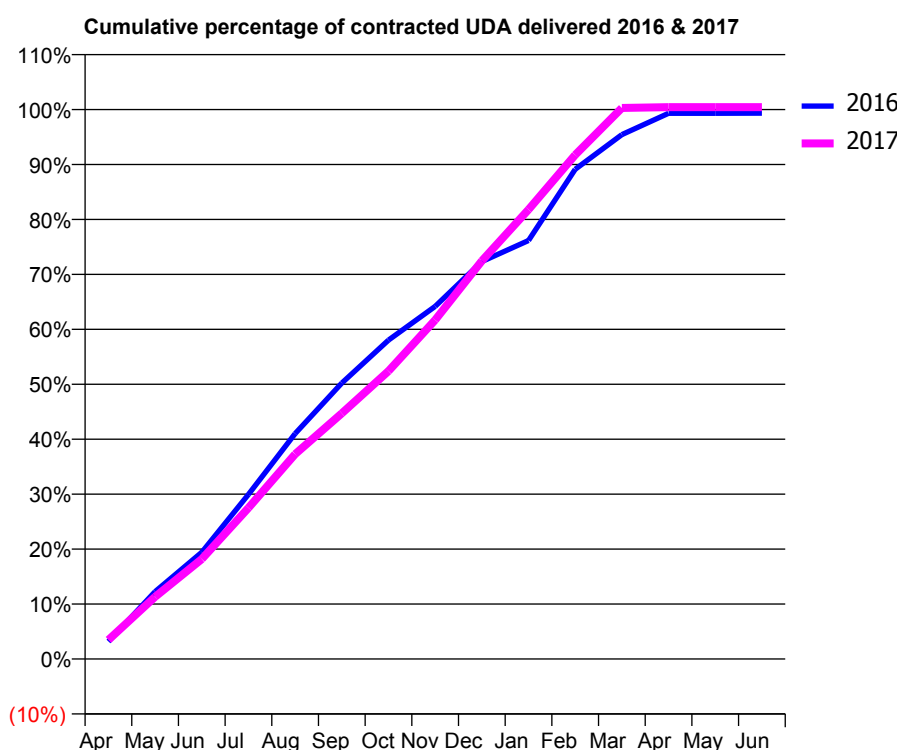
16/17 Contracted general activity (UDA)	13,232
Carry forward general activity (UDA)	87
16/17 Contracted orthodontic activity (UOA)	0
Carry forward orthodontic activity (UOA)	0
Baseline contract value	£469,558.42

ACCESS*

Patients seen in 24 months	Total	Change since previous quarter
Quarter ending March 2016	4,601	
Quarter ending June 2016	4,605	→
Quarter ending September 2016	4,690	→
Quarter ending December 2016	4,958	↑
Quarter ending March 2017	5,183	↑
Variance since March 2016	12.6%	↑



ACTIVITY



Month	Adjusted Scheduled Activity (UDA)	
	2016	2017
April	421	460
May	1,623	1,498
June	2,570	2,408
July	3,963	3,641
August	5,429	4,935
September	6,644	5,916
October	7,679	6,935
November	8,492	8,163
December	9,569	9,586
January	10,079	10,823
February	11,791	12,140
March	12,628	13,271
April	13,142	13,289
May	13,141	13,289
June	13,145	13,288

QUALITY

	Quantity	Base Number	Contract	AT	Region	England
% of FP17s for the same patient ID Re-attending within 3 months - Children	196	2,889	6.8%	9.8%	11.9%	12.3%
% of FP17s for the same patient ID Re-attending within 3 months - Adults	768	5,613	13.7%	15.9%	16.6%	16.7%
% of FP17s for the same patient ID Re-attending between 3 & 9 months - Children	2,103	2,889	72.8%	59.0%	60.2%	57.6%
% of FP17s for the same patient ID Re-attending between 3 & 9 months - Adults	3,107	5,613	55.4%	50.5%	51.5%	50.1%
% of FP17s for Band 1 Urgent Courses	775	8,245	9.4%	9.5%	9.5%	9.1%
% of FP17s Relating to Free Repair or Replacements	14	8,245	0.2%	0.6%	0.7%	0.8%
% of FP17s Relating to Continuations	54	8,245	0.7%	1.1%	1.2%	1.2%
% of Patients satisfied with the dentistry they have received	7	7	N/A	92.4%	93.1%	92.8%
% of Patients satisfied with the time they had to wait for an appointment	6	7	N/A	89.1%	88.8%	88.7%

* This is based on patients treated on this contract for their most recent course of treatment. Figures in italics indicate the base number of FP17s or Patient Questionnaire responses are less than 100. N/A is shown where the base number of responses is less than 10 during the period. % is calculated as Quantity/Base number*100

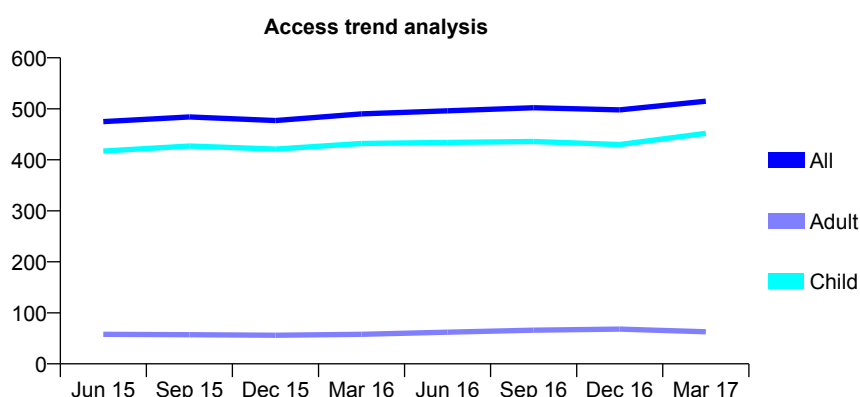
Q68 - Vital Signs At a Glance Contract Report for 131695/0001 - Year end March 2017

Name or company name	Down House Dental Practice Limited
Contract type name	GDS Contract
Purpose of contract	General
Contract start date	01/04/2011
Contract end date	

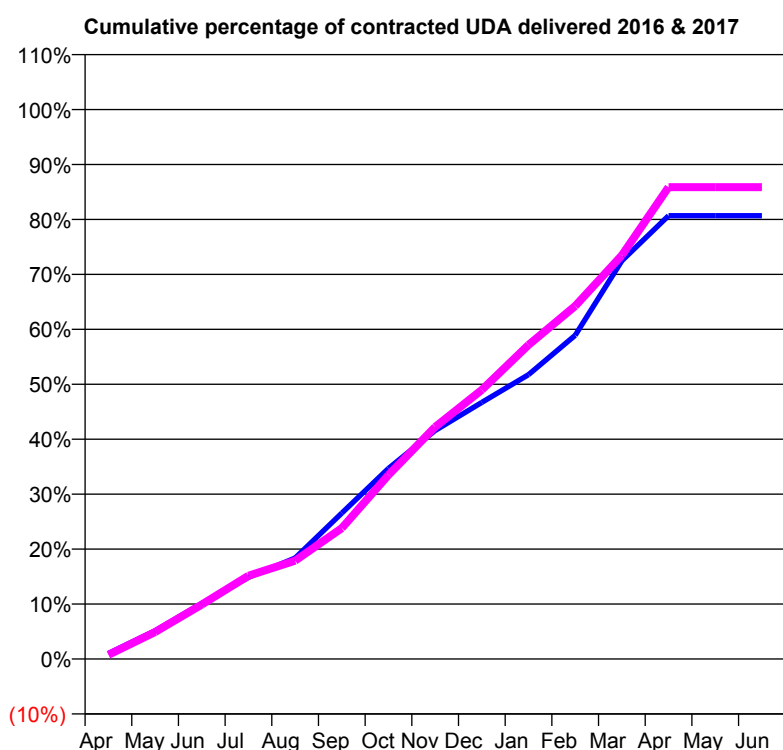
16/17 Contracted general activity (UDA)	1,306
Carry forward general activity (UDA)	0
16/17 Contracted orthodontic activity (UOA)	0
Carry forward orthodontic activity (UOA)	0
Baseline contract value	£42,516.97

ACCESS*

Patients seen in 24 months	Total	Change since previous quarter
Quarter ending March 2016	490	
Quarter ending June 2016	496	→
Quarter ending September 2016	502	→
Quarter ending December 2016	498	→
Quarter ending March 2017	515	↑
Variance since March 2016	5.1%	↑



ACTIVITY



Month	Adjusted Scheduled Activity (UDA)	
	2016	2017
April	13	10
May	67	64
June	132	129
July	194	198
August	240	234
September	347	311
October	453	437
November	543	552
December	610	640
January	676	747
February	769	839
March	946	959
April	1,054	1,122
May	1,054	1,122
June	1,054	1,122

QUALITY

	Quantity	Base Number	Contract	AT	Region	England
% of FP17s for the same patient ID Re-attending within 3 months - Children	68	819	8.3%	9.8%	11.9%	12.3%
% of FP17s for the same patient ID Re-attending within 3 months - Adults	0	1	0.0%	15.9%	16.6%	16.7%
% of FP17s for the same patient ID Re-attending between 3 & 9 months - Children	581	819	70.9%	59.0%	60.2%	57.6%
% of FP17s for the same patient ID Re-attending between 3 & 9 months - Adults	1	1	100.0%	50.5%	51.5%	50.1%
% of FP17s for Band 1 Urgent Courses	13	849	1.5%	9.5%	9.5%	9.1%
% of FP17s Relating to Free Repair or Replacements	0	849	0.0%	0.6%	0.7%	0.8%
% of FP17s Relating to Continuations	22	849	2.6%	1.1%	1.2%	1.2%
% of Patients satisfied with the dentistry they have received	1	1	N/A	92.4%	93.1%	92.8%
% of Patients satisfied with the time they had to wait for an appointment	1	1	N/A	89.1%	88.8%	88.7%

* This is based on patients treated on this contract for their most recent course of treatment. Figures in italics indicate the base number of FP17s or Patient Questionnaire responses are less than 100. N/A is shown where the base number of responses is less than 10 during the period. % is calculated as Quantity/Base number*100

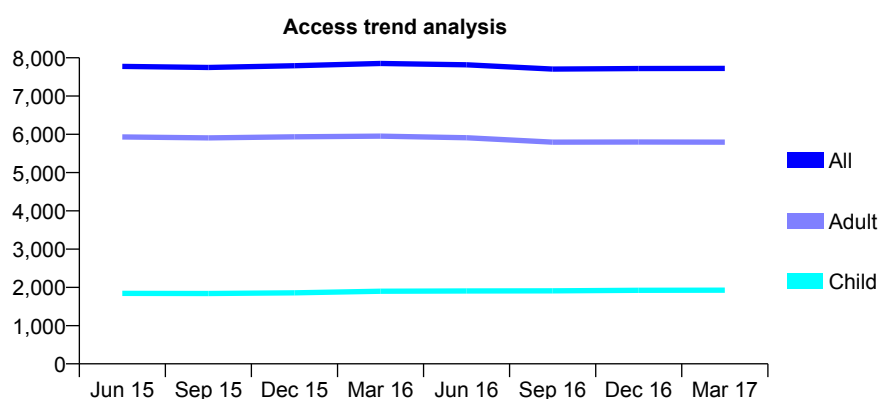
Q68 - Vital Signs At a Glance Contract Report for 131970/0001 - Year end March 2017

Name or company name	Colin Bunce Limited
Contract type name	GDS Contract
Purpose of contract	General
Contract start date	01/11/2010
Contract end date	

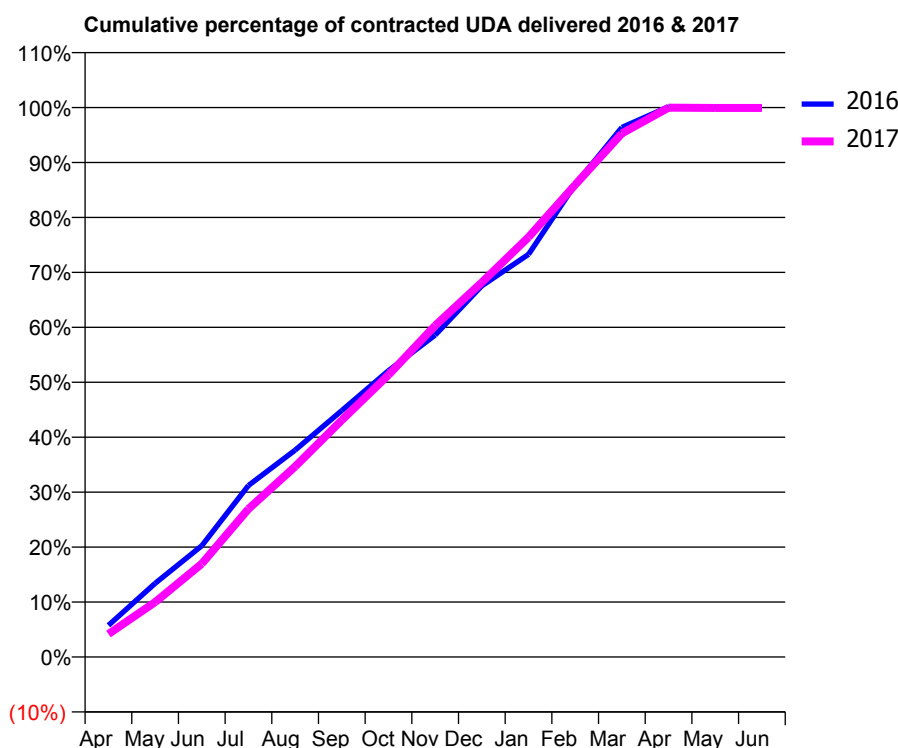
16/17 Contracted general activity (UDA)	24,568
Carry forward general activity (UDA)	-11
16/17 Contracted orthodontic activity (UOA)	0
Carry forward orthodontic activity (UOA)	0
Baseline contract value	£606,025.71

ACCESS*

Patients seen in 24 months	Total	Change since previous quarter
Quarter ending March 2016	7,851	
Quarter ending June 2016	7,816	→
Quarter ending September 2016	7,705	↓
Quarter ending December 2016	7,721	→
Quarter ending March 2017	7,722	→
Variance since March 2016	(1.6%)	↓



ACTIVITY



Adjusted Scheduled Activity (UDA)		
Month	2016	2017
April	1,416	1,028
May	3,294	2,456
June	4,976	4,171
July	7,668	6,621
August	9,247	8,514
September	11,022	10,590
October	12,802	12,611
November	14,396	14,819
December	16,594	16,748
January	18,003	18,771
February	21,125	21,114
March	23,675	23,411
April	24,599	24,563
May	24,582	24,551
June	24,579	24,549

QUALITY

	Quantity	Base Number	Contract	AT	Region	England
% of FP17s for the same patient ID Re-attending within 3 months - Children	245	3,318	7.4%	9.8%	11.9%	12.3%
% of FP17s for the same patient ID Re-attending within 3 months - Adults	1,055	9,166	11.5%	15.9%	16.6%	16.7%
% of FP17s for the same patient ID Re-attending between 3 & 9 months - Children	2,236	3,318	67.4%	59.0%	60.2%	57.6%
% of FP17s for the same patient ID Re-attending between 3 & 9 months - Adults	6,149	9,166	67.1%	50.5%	51.5%	50.1%
% of FP17s for Band 1 Urgent Courses	693	12,554	5.5%	9.5%	9.5%	9.1%
% of FP17s Relating to Free Repair or Replacements	129	12,554	1.0%	0.6%	0.7%	0.8%
% of FP17s Relating to Continuations	132	12,554	1.1%	1.1%	1.2%	1.2%
% of Patients satisfied with the dentistry they have received	11	12	91.7%	92.4%	93.1%	92.8%
% of Patients satisfied with the time they had to wait for an appointment	10	12	83.3%	89.1%	88.8%	88.7%

* This is based on patients treated on this contract for their most recent course of treatment. Figures in italics indicate the base number of FP17s or Patient Questionnaire responses are less than 100. N/A is shown where the base number of responses is less than 10 during the period. % is calculated as Quantity/Base number*100

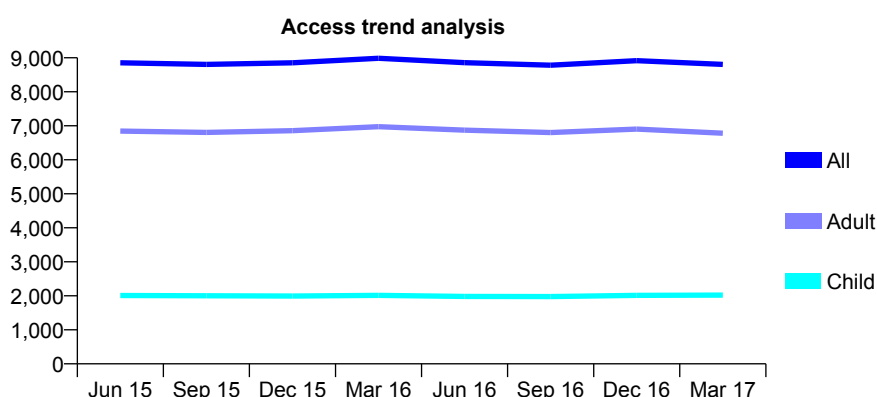
Q68 - Vital Signs At a Glance Contract Report for 132012/0001 - Year end March 2017

Name or company name	Mr RK Sethi and Mr J Patel
Contract type name	GDS Contract
Purpose of contract	General
Contract start date	01/05/2011
Contract end date	

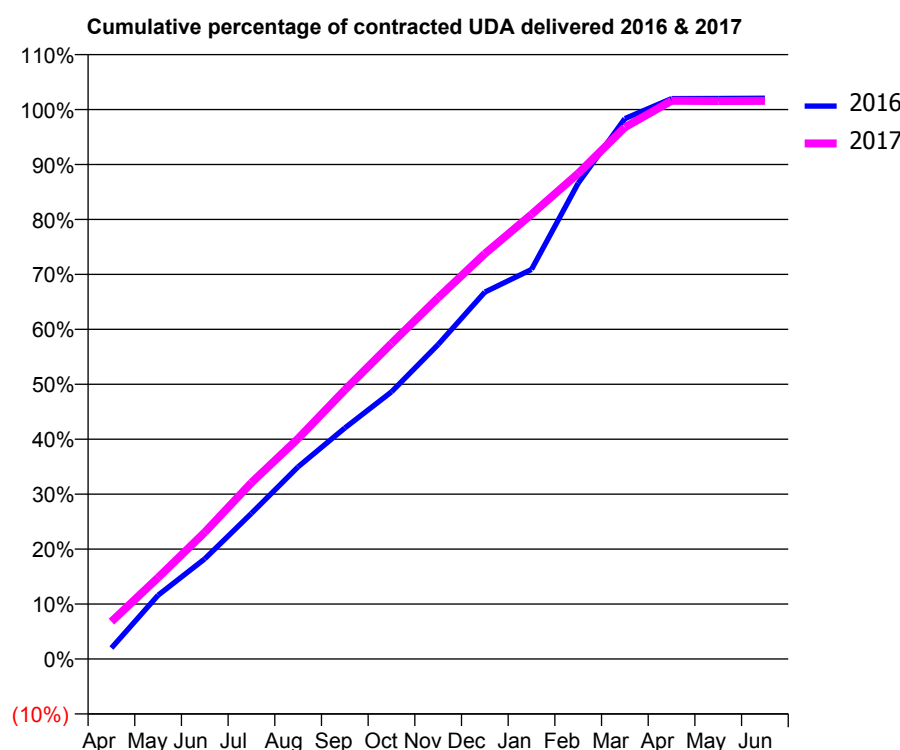
16/17 Contracted general activity (UDA)	20,609
Carry forward general activity (UDA)	-412
16/17 Contracted orthodontic activity (UOA)	0
Carry forward orthodontic activity (UOA)	0
Baseline contract value	£498,295.17

ACCESS*

Patients seen in 24 months	Total	Change since previous quarter
Quarter ending March 2016	8,988	
Quarter ending June 2016	8,856	↓
Quarter ending September 2016	8,781	→
Quarter ending December 2016	8,915	→
Quarter ending March 2017	8,804	↓
Variance since March 2016	(2.0%)	↓



ACTIVITY



Adjusted Scheduled Activity (UDA)		
Month	2016	2017
April	412	1,401
May	2,394	3,054
June	3,760	4,753
July	5,462	6,615
August	7,207	8,269
September	8,664	10,091
October	10,020	11,837
November	11,796	13,549
December	13,759	15,201
January	14,609	16,676
February	17,845	18,214
March	20,269	19,943
April	21,018	20,938
May	21,025	20,927
June	21,033	20,931

QUALITY

	Quantity	Base Number	Contract	AT	Region	England
% of FP17s for the same patient ID Re-attending within 3 months - Children	198	2,681	7.4%	9.8%	11.9%	12.3%
% of FP17s for the same patient ID Re-attending within 3 months - Adults	1,220	8,539	14.3%	15.9%	16.6%	16.7%
% of FP17s for the same patient ID Re-attending between 3 & 9 months - Children	1,288	2,681	48.0%	59.0%	60.2%	57.6%
% of FP17s for the same patient ID Re-attending between 3 & 9 months - Adults	3,814	8,539	44.7%	50.5%	51.5%	50.1%
% of FP17s for Band 1 Urgent Courses	942	10,602	8.9%	9.5%	9.5%	9.1%
% of FP17s Relating to Free Repair or Replacements	54	10,602	0.5%	0.6%	0.7%	0.8%
% of FP17s Relating to Continuations	67	10,602	0.6%	1.1%	1.2%	1.2%
% of Patients satisfied with the dentistry they have received	6	6	N/A	92.4%	93.1%	92.8%
% of Patients satisfied with the time they had to wait for an appointment	6	6	N/A	89.1%	88.8%	88.7%

* This is based on patients treated on this contract for their most recent course of treatment. Figures in italics indicate the base number of FP17s or Patient Questionnaire responses are less than 100. N/A is shown where the base number of responses is less than 10 during the period. % is calculated as Quantity/Base number*100

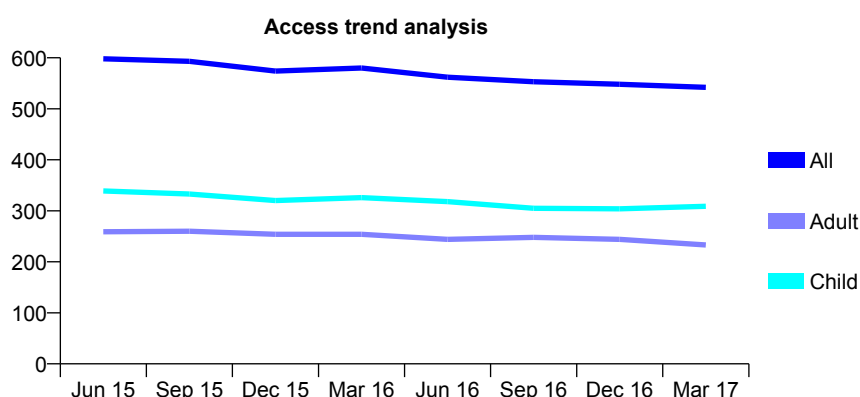
Q68 - Vital Signs At a Glance Contract Report for 132772/0001 - Year end March 2017

Name or company name	The Sutton Dental Practice Ltd
Contract type name	GDS Contract
Purpose of contract	General
Contract start date	01/06/2011
Contract end date	

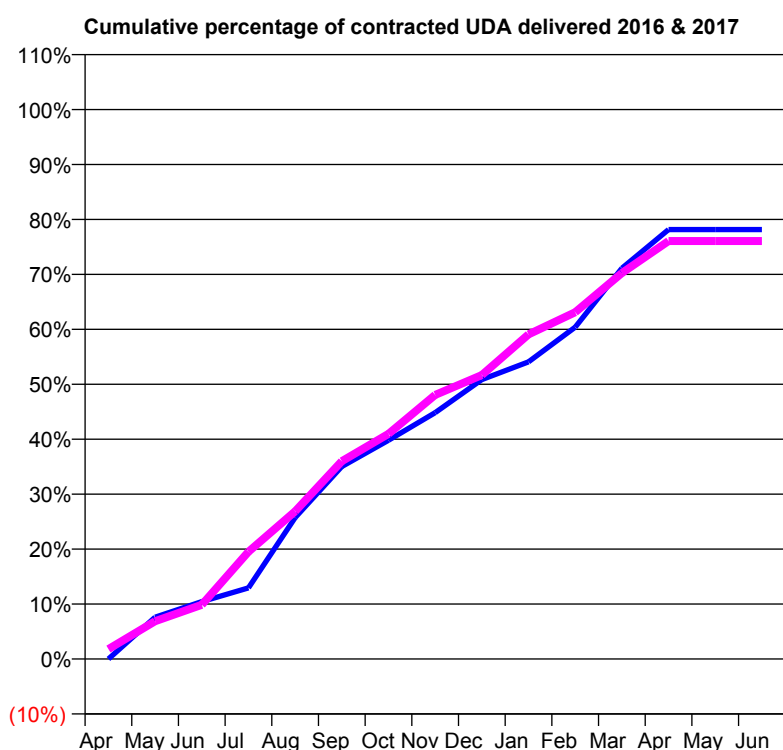
16/17 Contracted general activity (UDA)	1,450
Carry forward general activity (UDA)	0
16/17 Contracted orthodontic activity (UOA)	0
Carry forward orthodontic activity (UOA)	0
Baseline contract value	£42,820.42

ACCESS*

Patients seen in 24 months	Total	Change since previous quarter
Quarter ending March 2016	580	
Quarter ending June 2016	562	↓
Quarter ending September 2016	553	↓
Quarter ending December 2016	548	→
Quarter ending March 2017	542	↓
Variance since March 2016	(6.6%)	↓



ACTIVITY



Month	Adjusted Scheduled Activity (UDA)	
	2016	2017
April	0	26
May	110	100
June	152	143
July	188	283
August	373	390
September	508	522
October	577	594
November	650	697
December	737	749
January	784	857
February	876	915
March	1,031	1,019
April	1,133	1,103
May	1,133	1,103
June	1,133	1,103

QUALITY

	Quantity	Base Number	Contract	AT	Region	England
% of FP17s for the same patient ID Re-attending within 3 months - Children	10	407	2.5%	9.8%	11.9%	12.3%
% of FP17s for the same patient ID Re-attending within 3 months - Adults	47	244	19.3%	15.9%	16.6%	16.7%
% of FP17s for the same patient ID Re-attending between 3 & 9 months - Children	219	407	53.8%	59.0%	60.2%	57.6%
% of FP17s for the same patient ID Re-attending between 3 & 9 months - Adults	102	244	41.8%	50.5%	51.5%	50.1%
% of FP17s for Band 1 Urgent Courses	40	634	6.3%	9.5%	9.5%	9.1%
% of FP17s Relating to Free Repair or Replacements	0	634	0.0%	0.6%	0.7%	0.8%
% of FP17s Relating to Continuations	13	634	2.1%	1.1%	1.2%	1.2%
% of Patients satisfied with the dentistry they have received	0	0	N/A	92.4%	93.1%	92.8%
% of Patients satisfied with the time they had to wait for an appointment	0	0	N/A	89.1%	88.8%	88.7%

* This is based on patients treated on this contract for their most recent course of treatment. Figures in italics indicate the base number of FP17s or Patient Questionnaire responses are less than 100. N/A is shown where the base number of responses is less than 10 during the period. % is calculated as Quantity/Base number*100

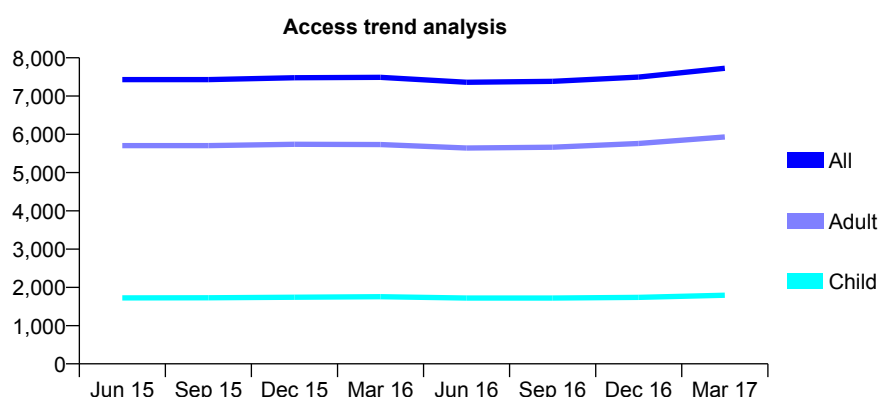
Q68 - Vital Signs At a Glance Contract Report for 132888/0001 - Year end March 2017

Name or company name	Lowcroft Dental Surgery Ltd
Contract type name	GDS Contract
Purpose of contract	General
Contract start date	01/01/2013
Contract end date	

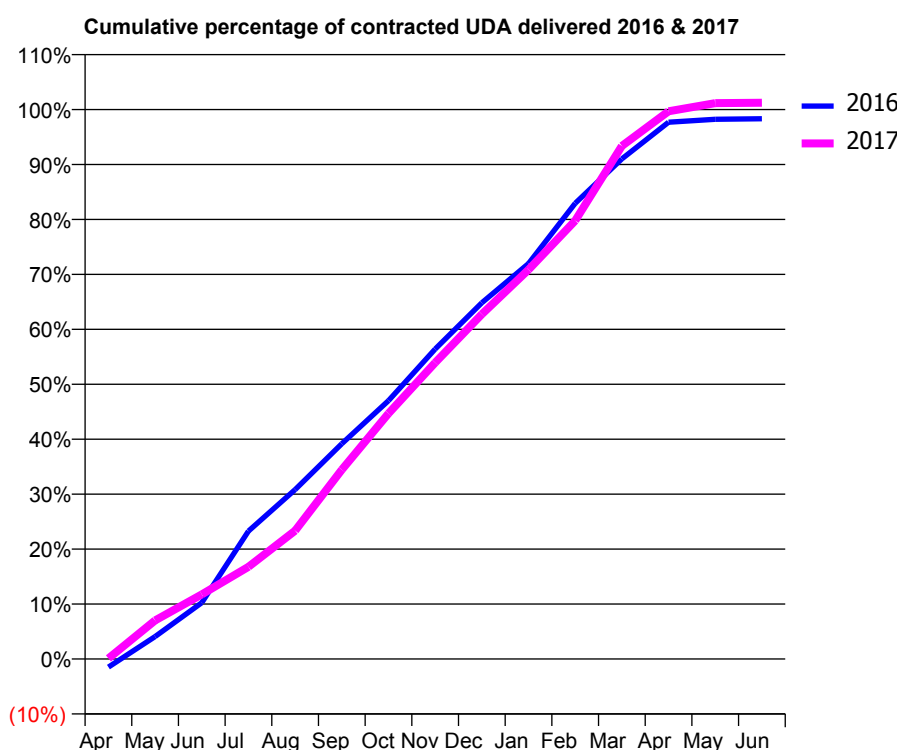
16/17 Contracted general activity (UDA)	22,217
Carry forward general activity (UDA)	374
16/17 Contracted orthodontic activity (UOA)	0
Carry forward orthodontic activity (UOA)	0
Baseline contract value	£584,971.61

ACCESS*

Patients seen in 24 months	Total	Change since previous quarter
Quarter ending March 2016	7,489	
Quarter ending June 2016	7,360	↓
Quarter ending September 2016	7,384	→
Quarter ending December 2016	7,495	→
Quarter ending March 2017	7,727	↑
Variance since March 2016	3.2%	↑



ACTIVITY



Adjusted Scheduled Activity (UDA)		
Month	2016	2017
April	-330	25
May	906	1,560
June	2,278	2,615
July	5,172	3,730
August	6,852	5,188
September	8,704	7,652
October	10,447	9,928
November	12,533	11,984
December	14,401	13,940
January	15,989	15,739
February	18,423	17,722
March	20,220	20,743
April	21,701	22,148
May	21,821	22,476
June	21,843	22,490

QUALITY

	Quantity	Base Number	Contract	AT	Region	England
% of FP17s for the same patient ID Re-attending within 3 months - Children	119	2,602	4.6%	9.8%	11.9%	12.3%
% of FP17s for the same patient ID Re-attending within 3 months - Adults	1,180	8,276	14.3%	15.9%	16.6%	16.7%
% of FP17s for the same patient ID Re-attending between 3 & 9 months - Children	1,536	2,602	59.0%	59.0%	60.2%	57.6%
% of FP17s for the same patient ID Re-attending between 3 & 9 months - Adults	4,529	8,276	54.7%	50.5%	51.5%	50.1%
% of FP17s for Band 1 Urgent Courses	528	10,894	4.8%	9.5%	9.5%	9.1%
% of FP17s Relating to Free Repair or Replacements	121	10,894	1.1%	0.6%	0.7%	0.8%
% of FP17s Relating to Continuations	150	10,894	1.4%	1.1%	1.2%	1.2%
% of Patients satisfied with the dentistry they have received	7	9	N/A	92.4%	93.1%	92.8%
% of Patients satisfied with the time they had to wait for an appointment	5	9	N/A	89.1%	88.8%	88.7%

* This is based on patients treated on this contract for their most recent course of treatment. Figures in italics indicate the base number of FP17s or Patient Questionnaire responses are less than 100. N/A is shown where the base number of responses is less than 10 during the period. % is calculated as Quantity/Base number*100

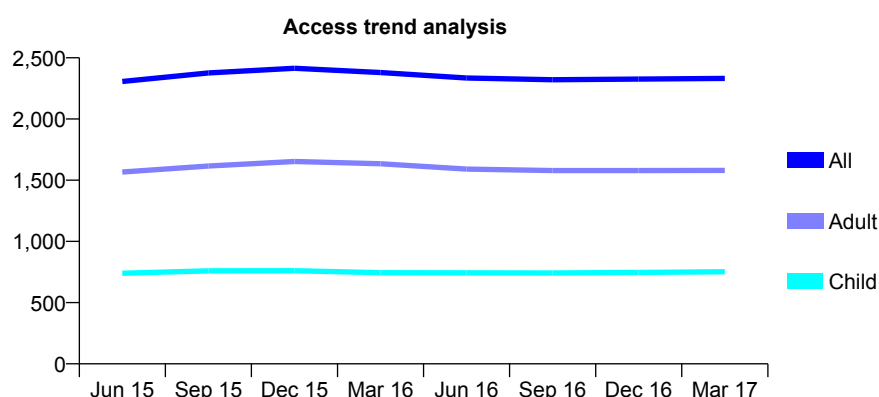
Q68 - Vital Signs At a Glance Contract Report for 133817/0001 - Year end March 2017

Name or company name	Mr A Patel
Contract type name	GDS Contract
Purpose of contract	General
Contract start date	01/12/2013
Contract end date	

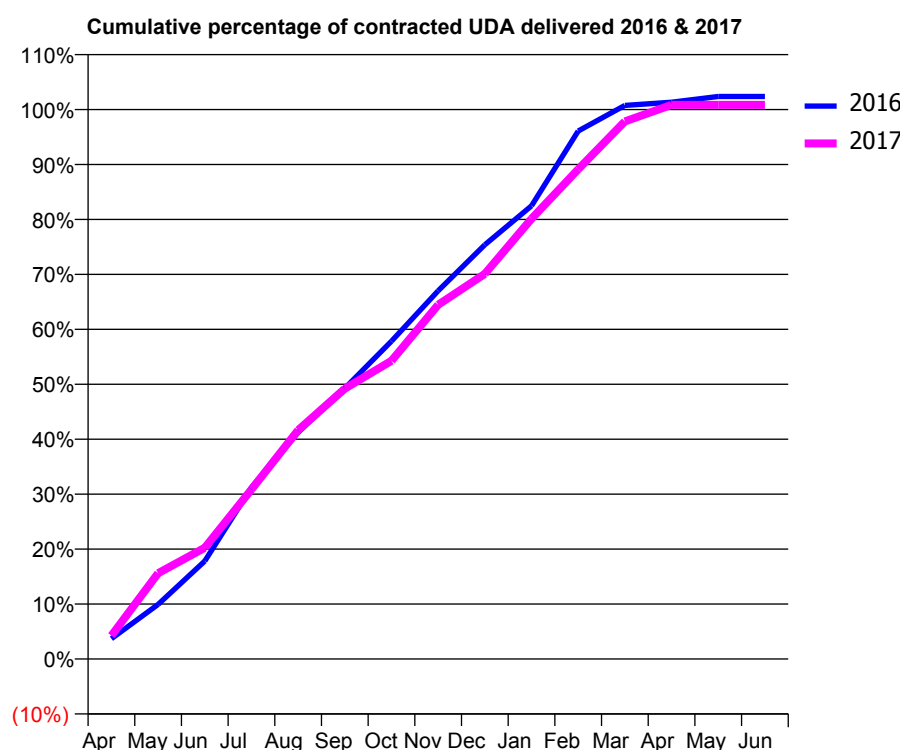
16/17 Contracted general activity (UDA)	6,536
Carry forward general activity (UDA)	-131
16/17 Contracted orthodontic activity (UOA)	0
Carry forward orthodontic activity (UOA)	0
Baseline contract value	£200,908.89

ACCESS*

Patients seen in 24 months	Total	Change since previous quarter
Quarter ending March 2016	2,380	
Quarter ending June 2016	2,335	↓
Quarter ending September 2016	2,321	→
Quarter ending December 2016	2,326	→
Quarter ending March 2017	2,332	→
Variance since March 2016	(2.0%)	↓



ACTIVITY



Adjusted Scheduled Activity (UDA)		
Month	2016	2017
April	242	279
May	650	1,020
June	1,165	1,324
July	2,040	2,017
August	2,696	2,723
September	3,220	3,215
October	3,780	3,547
November	4,380	4,214
December	4,928	4,581
January	5,390	5,236
February	6,280	5,826
March	6,584	6,394
April	6,623	6,591
May	6,690	6,591
June	6,690	6,591

QUALITY

	Quantity	Base Number	Contract	AT	Region	England
% of FP17s for the same patient ID Re-attending within 3 months - Children	48	1,190	4.0%	9.8%	11.9%	12.3%
% of FP17s for the same patient ID Re-attending within 3 months - Adults	238	2,374	10.0%	15.9%	16.6%	16.7%
% of FP17s for the same patient ID Re-attending between 3 & 9 months - Children	841	1,190	70.7%	59.0%	60.2%	57.6%
% of FP17s for the same patient ID Re-attending between 3 & 9 months - Adults	1,627	2,374	68.5%	50.5%	51.5%	50.1%
% of FP17s for Band 1 Urgent Courses	168	3,592	4.7%	9.5%	9.5%	9.1%
% of FP17s Relating to Free Repair or Replacements	15	3,592	0.4%	0.6%	0.7%	0.8%
% of FP17s Relating to Continuations	28	3,592	0.8%	1.1%	1.2%	1.2%
% of Patients satisfied with the dentistry they have received	1	1	N/A	92.4%	93.1%	92.8%
% of Patients satisfied with the time they had to wait for an appointment	1	1	N/A	89.1%	88.8%	88.7%

* This is based on patients treated on this contract for their most recent course of treatment. Figures in italics indicate the base number of FP17s or Patient Questionnaire responses are less than 100. N/A is shown where the base number of responses is less than 10 during the period. % is calculated as Quantity/Base number*100

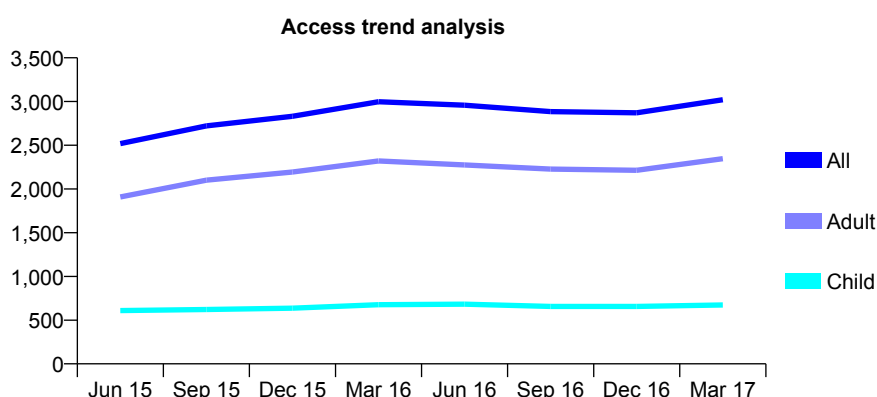
Q68 - Vital Signs At a Glance Contract Report for 134023/0001 - Year end March 2017

Name or company name	Bright Dental Clinic Limited
Contract type name	GDS Contract
Purpose of contract	General
Contract start date	01/04/2014
Contract end date	

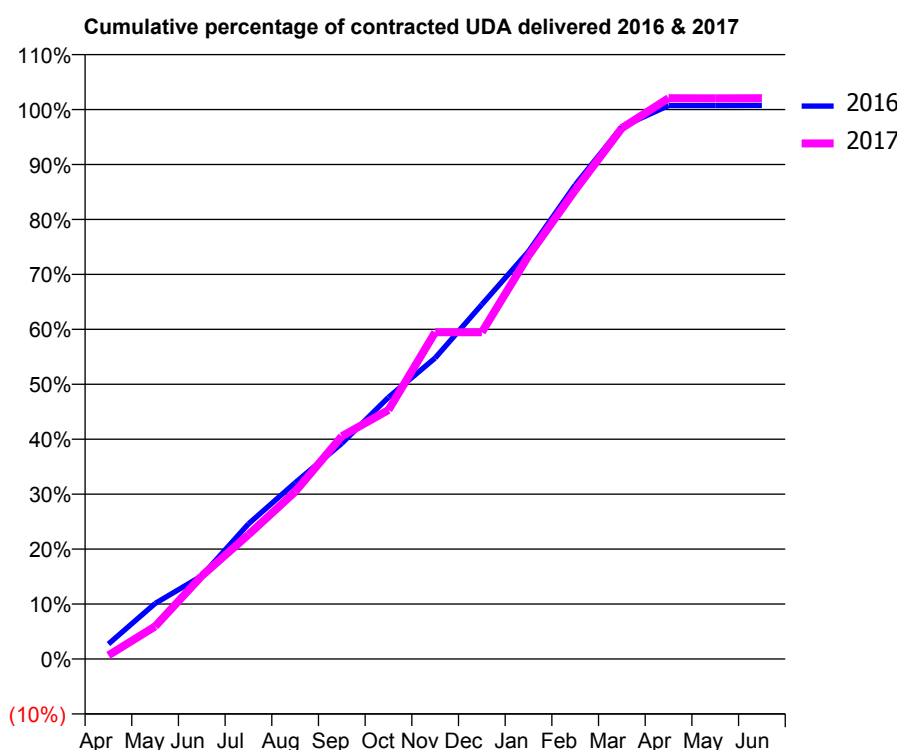
16/17 Contracted general activity (UDA)	7,557
Carry forward general activity (UDA)	236
16/17 Contracted orthodontic activity (UOA)	0
Carry forward orthodontic activity (UOA)	0
Baseline contract value	£193,382.18

ACCESS*

Patients seen in 24 months	Total	Change since previous quarter
Quarter ending March 2016	2,998	
Quarter ending June 2016	2,958	↓
Quarter ending September 2016	2,885	↓
Quarter ending December 2016	2,871	→
Quarter ending March 2017	3,021	↑
Variance since March 2016	0.8%	→



ACTIVITY



Adjusted Scheduled Activity (UDA)		
Month	2016	2017
April	207	51
May	764	449
June	1,144	1,143
July	1,858	1,711
August	2,424	2,300
September	2,966	3,064
October	3,599	3,425
November	4,140	4,493
December	4,876	4,493
January	5,605	5,547
February	6,520	6,449
March	7,319	7,302
April	7,612	7,712
May	7,612	7,711
June	7,614	7,712

QUALITY

	Quantity	Base Number	Contract	AT	Region	England
% of FP17s for the same patient ID Re-attending within 3 months - Children	83	935	8.9%	9.8%	11.9%	12.3%
% of FP17s for the same patient ID Re-attending within 3 months - Adults	402	2,838	14.2%	15.9%	16.6%	16.7%
% of FP17s for the same patient ID Re-attending between 3 & 9 months - Children	384	935	41.1%	59.0%	60.2%	57.6%
% of FP17s for the same patient ID Re-attending between 3 & 9 months - Adults	979	2,838	34.5%	50.5%	51.5%	50.1%
% of FP17s for Band 1 Urgent Courses	530	3,830	13.8%	9.5%	9.5%	9.1%
% of FP17s Relating to Free Repair or Replacements	8	3,830	0.2%	0.6%	0.7%	0.8%
% of FP17s Relating to Continuations	13	3,830	0.3%	1.1%	1.2%	1.2%
% of Patients satisfied with the dentistry they have received	0	0	N/A	92.4%	93.1%	92.8%
% of Patients satisfied with the time they had to wait for an appointment	0	0	N/A	89.1%	88.8%	88.7%

* This is based on patients treated on this contract for their most recent course of treatment. Figures in italics indicate the base number of FP17s or Patient Questionnaire responses are less than 100. N/A is shown where the base number of responses is less than 10 during the period. % is calculated as Quantity/Base number*100

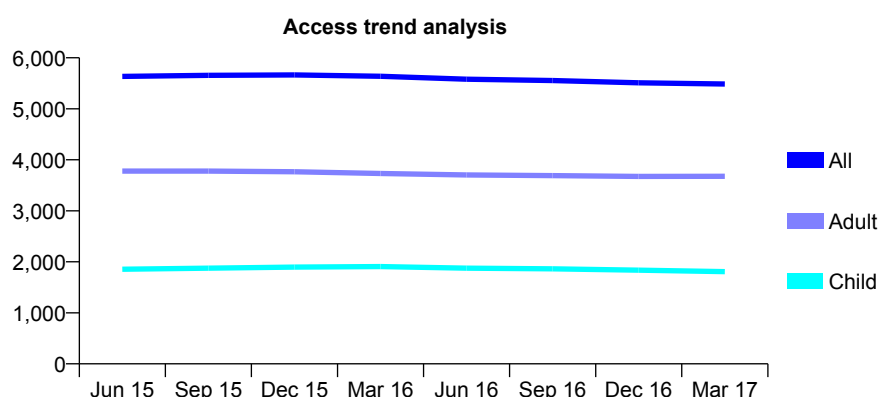
Q68 - Vital Signs At a Glance Contract Report for 134635/0001 - Year end March 2017

Name or company name	The Bosham Clinic Limited
Contract type name	GDS Contract
Purpose of contract	General
Contract start date	01/04/2011
Contract end date	

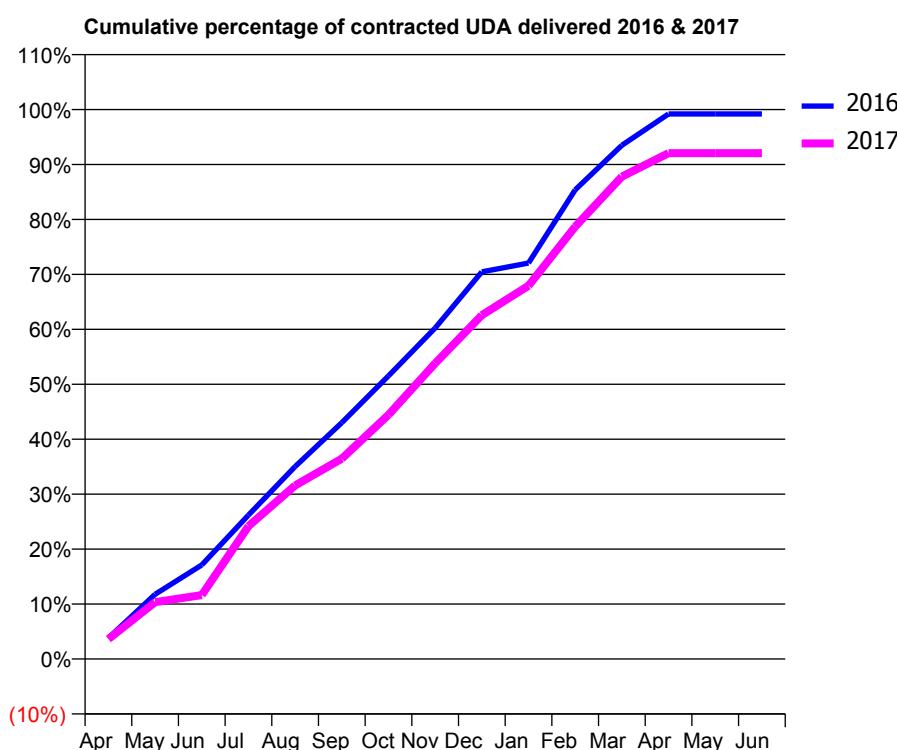
16/17 Contracted general activity (UDA)	16,055
Carry forward general activity (UDA)	130
16/17 Contracted orthodontic activity (UOA)	0
Carry forward orthodontic activity (UOA)	0
Baseline contract value	£410,748.96

ACCESS*

Patients seen in 24 months	Total	Change since previous quarter
Quarter ending March 2016	5,637	
Quarter ending June 2016	5,580	↓
Quarter ending September 2016	5,553	→
Quarter ending December 2016	5,510	→
Quarter ending March 2017	5,485	→
Variance since March 2016	(2.7%)	↓



ACTIVITY



Adjusted Scheduled Activity (UDA)		
Month	2016	2017
April	615	581
May	1,890	1,661
June	2,748	1,868
July	4,207	3,884
August	5,625	5,069
September	6,906	5,854
October	8,274	7,135
November	9,674	8,638
December	11,312	10,047
January	11,569	10,905
February	13,710	12,633
March	15,010	14,096
April	15,925	14,780
May	15,925	14,780
June	15,925	14,780

QUALITY

	Quantity	Base Number	Contract	AT	Region	England
% of FP17s for the same patient ID Re-attending within 3 months - Children	211	2,947	7.2%	9.8%	11.9%	12.3%
% of FP17s for the same patient ID Re-attending within 3 months - Adults	828	5,894	14.0%	15.9%	16.6%	16.7%
% of FP17s for the same patient ID Re-attending between 3 & 9 months - Children	2,086	2,947	70.8%	59.0%	60.2%	57.6%
% of FP17s for the same patient ID Re-attending between 3 & 9 months - Adults	4,006	5,894	68.0%	50.5%	51.5%	50.1%
% of FP17s for Band 1 Urgent Courses	359	8,616	4.2%	9.5%	9.5%	9.1%
% of FP17s Relating to Free Repair or Replacements	62	8,616	0.7%	0.6%	0.7%	0.8%
% of FP17s Relating to Continuations	206	8,616	2.4%	1.1%	1.2%	1.2%
% of Patients satisfied with the dentistry they have received	7	8	N/A	92.4%	93.1%	92.8%
% of Patients satisfied with the time they had to wait for an appointment	8	8	N/A	89.1%	88.8%	88.7%

* This is based on patients treated on this contract for their most recent course of treatment. Figures in italics indicate the base number of FP17s or Patient Questionnaire responses are less than 100. N/A is shown where the base number of responses is less than 10 during the period. % is calculated as Quantity/Base number*100

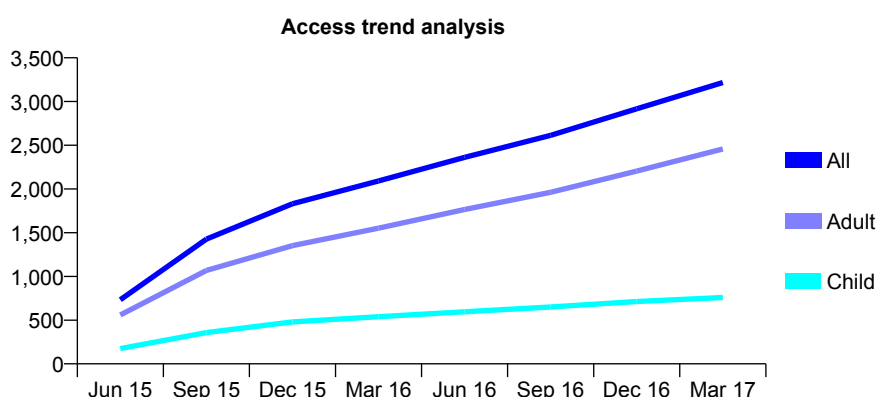
Q68 - Vital Signs At a Glance Contract Report for 137006/0001 - Year end March 2017

Name or company name	Mr R M Qureshi and Mr W Akhtar
Contract type name	GDS Contract
Purpose of contract	General
Contract start date	01/04/2015
Contract end date	

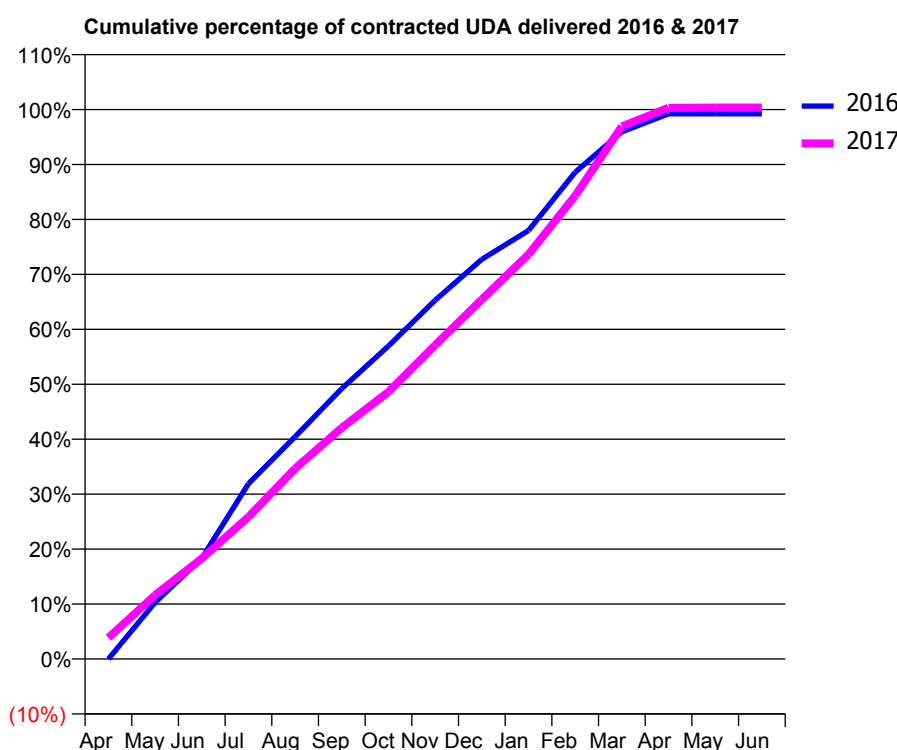
16/17 Contracted general activity (UDA)	8,158
Carry forward general activity (UDA)	66
16/17 Contracted orthodontic activity (UOA)	0
Carry forward orthodontic activity (UOA)	0
Baseline contract value	£191,862.66

ACCESS*

Patients seen in 24 months	Total	Change since previous quarter
Quarter ending March 2016	2,091	
Quarter ending June 2016	2,362	↑
Quarter ending September 2016	2,613	↑
Quarter ending December 2016	2,917	↑
Quarter ending March 2017	3,217	↑
Variance since March 2016	53.8%	↑



ACTIVITY



Adjusted Scheduled Activity (UDA)		
Month	2016	2017
April	0	315
May	868	949
June	1,545	1,493
July	2,686	2,108
August	3,408	2,828
September	4,147	3,434
October	4,799	3,967
November	5,499	4,658
December	6,126	5,338
January	6,568	6,007
February	7,461	6,879
March	8,082	7,909
April	8,356	8,184
May	8,356	8,187
June	8,357	8,187

QUALITY

	Quantity	Base Number	Contract	AT	Region	England
% of FP17s for the same patient ID Re-attending within 3 months - Children	59	894	6.6%	9.8%	11.9%	12.3%
% of FP17s for the same patient ID Re-attending within 3 months - Adults	280	2,387	11.7%	15.9%	16.6%	16.7%
% of FP17s for the same patient ID Re-attending between 3 & 9 months - Children	365	894	40.8%	59.0%	60.2%	57.6%
% of FP17s for the same patient ID Re-attending between 3 & 9 months - Adults	697	2,387	29.2%	50.5%	51.5%	50.1%
% of FP17s for Band 1 Urgent Courses	504	3,271	15.4%	9.5%	9.5%	9.1%
% of FP17s Relating to Free Repair or Replacements	5	3,271	0.2%	0.6%	0.7%	0.8%
% of FP17s Relating to Continuations	13	3,271	0.4%	1.1%	1.2%	1.2%
% of Patients satisfied with the dentistry they have received	3	3	N/A	92.4%	93.1%	92.8%
% of Patients satisfied with the time they had to wait for an appointment	2	3	N/A	89.1%	88.8%	88.7%

* This is based on patients treated on this contract for their most recent course of treatment. Figures in italics indicate the base number of FP17s or Patient Questionnaire responses are less than 100. N/A is shown where the base number of responses is less than 10 during the period. % is calculated as Quantity/Base number*100

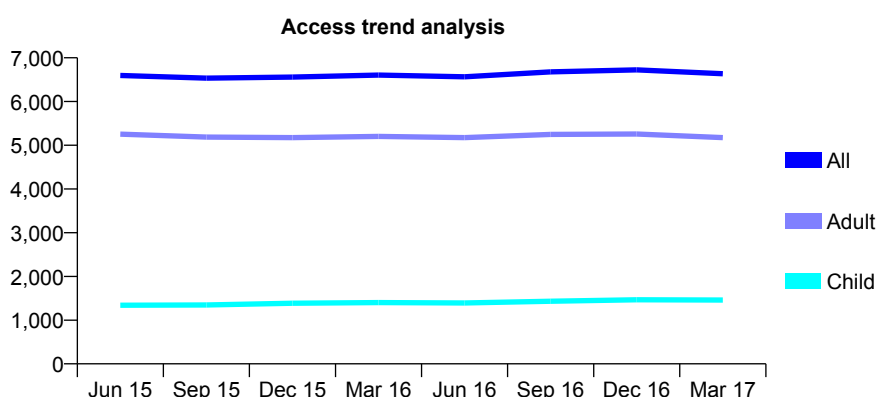
Q68 - Vital Signs At a Glance Contract Report for 137227/0001 - Year end March 2017

Name or company name	Mr A Pangotra and Associates
Contract type name	GDS Contract
Purpose of contract	General
Contract start date	01/08/2012
Contract end date	

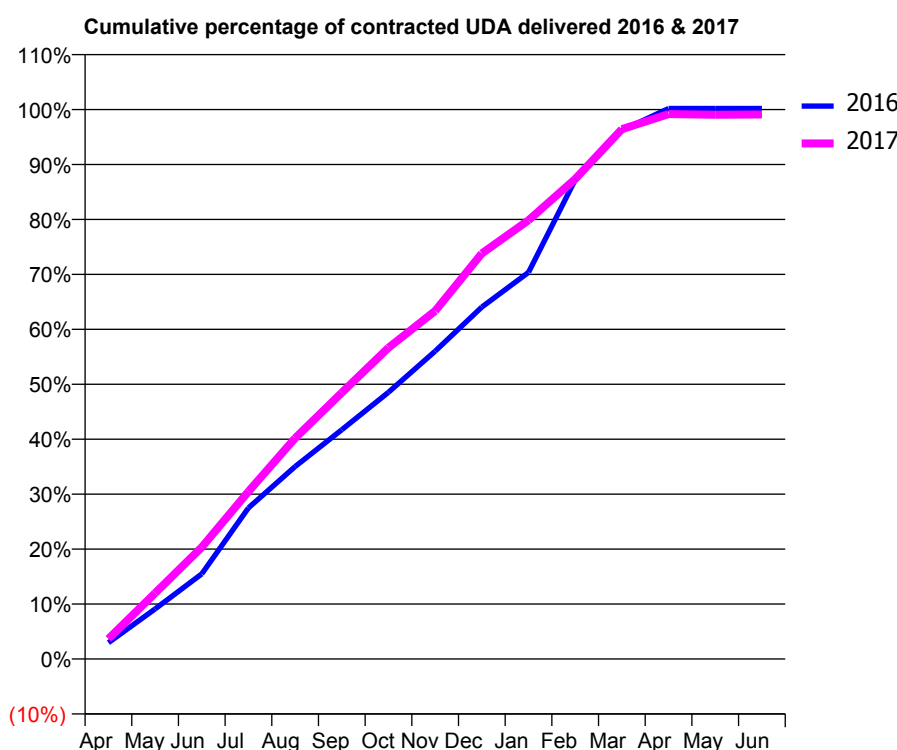
16/17 Contracted general activity (UDA)	23,000
Carry forward general activity (UDA)	-41
16/17 Contracted orthodontic activity (UOA)	0
Carry forward orthodontic activity (UOA)	0
Baseline contract value	£673,005.92

ACCESS*

Patients seen in 24 months	Total	Change since previous quarter
Quarter ending March 2016	6,604	
Quarter ending June 2016	6,565	→
Quarter ending September 2016	6,679	→
Quarter ending December 2016	6,723	→
Quarter ending March 2017	6,635	↓
Variance since March 2016	0.5%	→



ACTIVITY



Month	Adjusted Scheduled Activity (UDA)	
	2016	2017
April	684	846
May	2,098	2,759
June	3,566	4,682
July	6,324	7,014
August	8,057	9,246
September	9,600	11,147
October	11,168	13,031
November	12,887	14,573
December	14,733	16,976
January	16,185	18,363
February	20,056	20,093
March	22,127	22,176
April	23,041	22,806
May	23,041	22,782
June	23,041	22,794

QUALITY

	Quantity	Base Number	Contract	AT	Region	England
% of FP17s for the same patient ID Re-attending within 3 months - Children	153	1,870	8.2%	9.8%	11.9%	12.3%
% of FP17s for the same patient ID Re-attending within 3 months - Adults	1,365	6,613	20.6%	15.9%	16.6%	16.7%
% of FP17s for the same patient ID Re-attending between 3 & 9 months - Children	971	1,870	51.9%	59.0%	60.2%	57.6%
% of FP17s for the same patient ID Re-attending between 3 & 9 months - Adults	2,836	6,613	42.9%	50.5%	51.5%	50.1%
% of FP17s for Band 1 Urgent Courses	1,036	8,395	12.3%	9.5%	9.5%	9.1%
% of FP17s Relating to Free Repair or Replacements	11	8,395	0.1%	0.6%	0.7%	0.8%
% of FP17s Relating to Continuations	313	8,395	3.7%	1.1%	1.2%	1.2%
% of Patients satisfied with the dentistry they have received	6	8	N/A	92.4%	93.1%	92.8%
% of Patients satisfied with the time they had to wait for an appointment	7	8	N/A	89.1%	88.8%	88.7%

* This is based on patients treated on this contract for their most recent course of treatment. Figures in italics indicate the base number of FP17s or Patient Questionnaire responses are less than 100. N/A is shown where the base number of responses is less than 10 during the period. % is calculated as Quantity/Base number*100

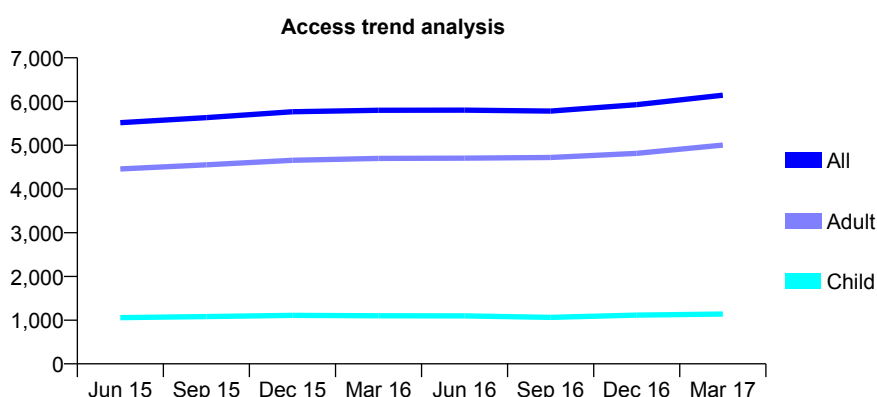
Q68 - Vital Signs At a Glance Contract Report for 138053/0001 - Year end March 2017

Name or company name	Richmond House Practice Limited
Contract type name	GDS Contract
Purpose of contract	General
Contract start date	01/10/2011
Contract end date	

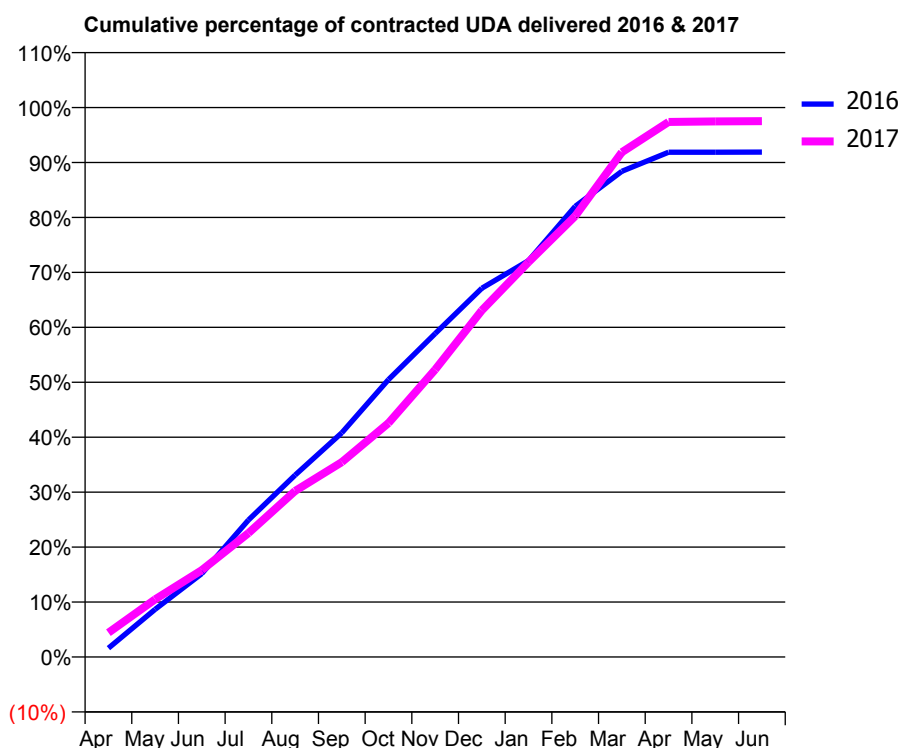
16/17 Contracted general activity (UDA)	16,550
Carry forward general activity (UDA)	0
16/17 Contracted orthodontic activity (UOA)	0
Carry forward orthodontic activity (UOA)	0
Baseline contract value	£456,581.05

ACCESS*

Patients seen in 24 months	Total	Change since previous quarter
Quarter ending March 2016	5,800	
Quarter ending June 2016	5,802	→
Quarter ending September 2016	5,783	→
Quarter ending December 2016	5,928	↑
Quarter ending March 2017	6,143	↑
Variance since March 2016	5.9%	↑



ACTIVITY



Month	Adjusted Scheduled Activity (UDA)	
	2016	2017
April	267	732
May	1,435	1,736
June	2,511	2,618
July	4,125	3,735
August	5,481	5,002
September	6,754	5,871
October	8,355	7,045
November	9,740	8,656
December	11,105	10,441
January	11,938	11,894
February	13,571	13,281
March	14,629	15,203
April	15,204	16,116
May	15,204	16,131
June	15,206	16,138

QUALITY

	Quantity	Base Number	Contract	AT	Region	England
% of FP17s for the same patient ID Re-attending within 3 months - Children	89	1,709	5.2%	9.8%	11.9%	12.3%
% of FP17s for the same patient ID Re-attending within 3 months - Adults	834	7,030	11.9%	15.9%	16.6%	16.7%
% of FP17s for the same patient ID Re-attending between 3 & 9 months - Children	1,033	1,709	60.4%	59.0%	60.2%	57.6%
% of FP17s for the same patient ID Re-attending between 3 & 9 months - Adults	3,771	7,030	53.6%	50.5%	51.5%	50.1%
% of FP17s for Band 1 Urgent Courses	429	8,563	5.0%	9.5%	9.5%	9.1%
% of FP17s Relating to Free Repair or Replacements	46	8,563	0.5%	0.6%	0.7%	0.8%
% of FP17s Relating to Continuations	160	8,563	1.9%	1.1%	1.2%	1.2%
% of Patients satisfied with the dentistry they have received	6	6	N/A	92.4%	93.1%	92.8%
% of Patients satisfied with the time they had to wait for an appointment	5	6	N/A	89.1%	88.8%	88.7%

* This is based on patients treated on this contract for their most recent course of treatment. Figures in italics indicate the base number of FP17s or Patient Questionnaire responses are less than 100. N/A is shown where the base number of responses is less than 10 during the period. % is calculated as Quantity/Base number*100

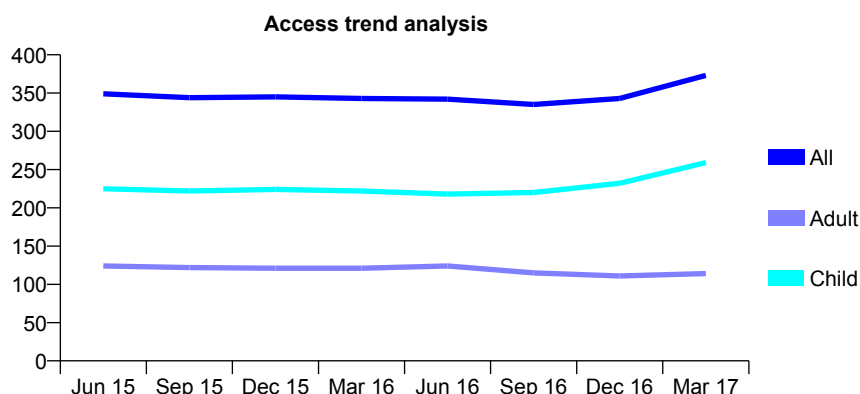
Q68 - Vital Signs At a Glance Contract Report for 141011/0001 - Year end March 2017

Name or company name	APF Dental Practice
Contract type name	GDS Contract
Purpose of contract	General
Contract start date	01/04/2006
Contract end date	

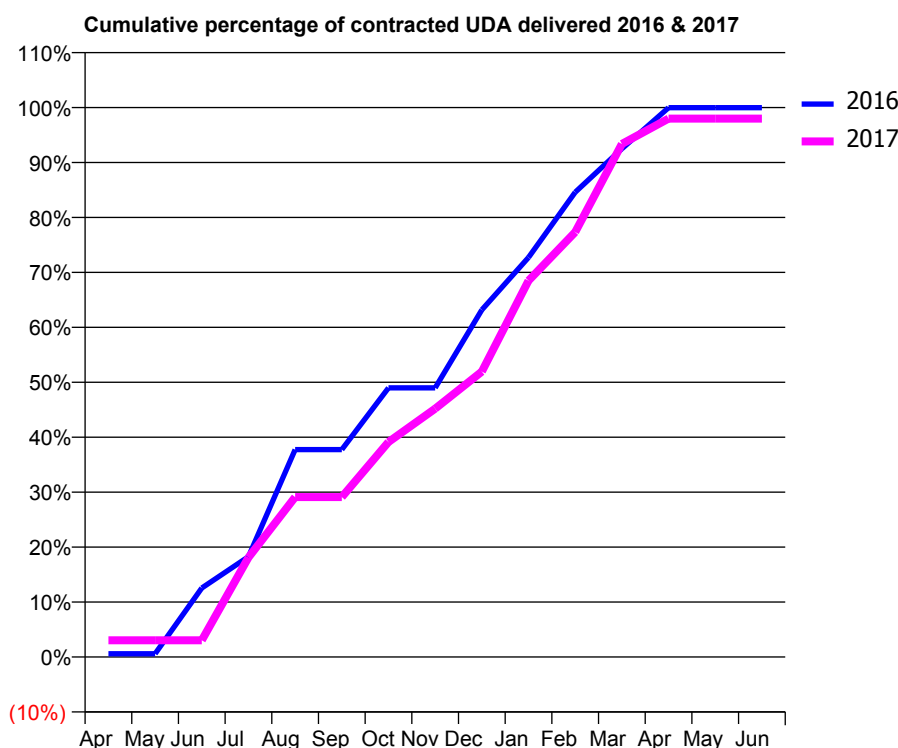
16/17 Contracted general activity (UDA)	830
Carry forward general activity (UDA)	0
16/17 Contracted orthodontic activity (UOA)	0
Carry forward orthodontic activity (UOA)	0
Baseline contract value	£23,043.20

ACCESS*

Patients seen in 24 months	Total	Change since previous quarter
Quarter ending March 2016	343	
Quarter ending June 2016	342	→
Quarter ending September 2016	335	↓
Quarter ending December 2016	343	↑
Quarter ending March 2017	373	↑
Variance since March 2016	8.7%	↑



ACTIVITY



Month	Adjusted Scheduled Activity (UDA)	
	2016	2017
April	5	25
May	5	25
June	104	25
July	152	150
August	313	242
September	313	242
October	407	325
November	407	375
December	524	431
January	604	568
February	702	642
March	768	775
April	830	813
May	830	813
June	830	813

QUALITY

	Quantity	Base Number	Contract	AT	Region	England
% of FP17s for the same patient ID Re-attending within 3 months - Children	27	426	6.3%	9.8%	11.9%	12.3%
% of FP17s for the same patient ID Re-attending within 3 months - Adults	16	170	9.4%	15.9%	16.6%	16.7%
% of FP17s for the same patient ID Re-attending between 3 & 9 months - Children	293	426	68.8%	59.0%	60.2%	57.6%
% of FP17s for the same patient ID Re-attending between 3 & 9 months - Adults	120	170	70.6%	50.5%	51.5%	50.1%
% of FP17s for Band 1 Urgent Courses	16	590	2.7%	9.5%	9.5%	9.1%
% of FP17s Relating to Free Repair or Replacements	0	590	0.0%	0.6%	0.7%	0.8%
% of FP17s Relating to Continuations	5	590	0.8%	1.1%	1.2%	1.2%
% of Patients satisfied with the dentistry they have received	0	0	N/A	92.4%	93.1%	92.8%
% of Patients satisfied with the time they had to wait for an appointment	0	0	N/A	89.1%	88.8%	88.7%

* This is based on patients treated on this contract for their most recent course of treatment. Figures in italics indicate the base number of FP17s or Patient Questionnaire responses are less than 100. N/A is shown where the base number of responses is less than 10 during the period. % is calculated as Quantity/Base number*100

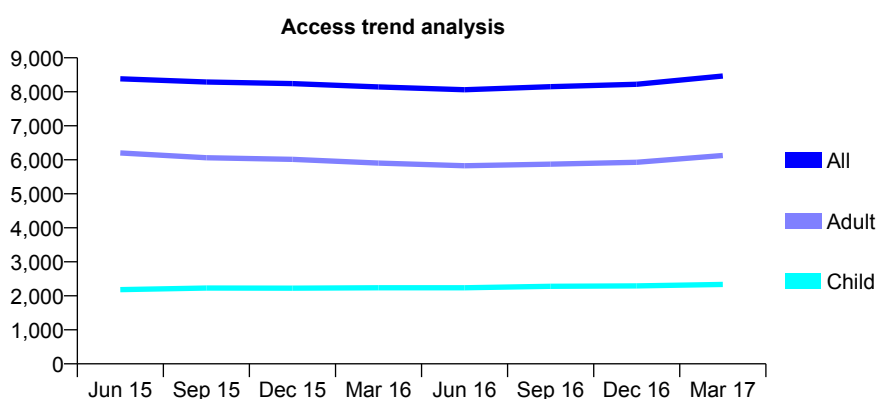
Q68 - Vital Signs At a Glance Contract Report for 141127/0001 - Year end March 2017

Name or company name	Mr S A Butt & Mr S Butt
Contract type name	Pilot Contract
Purpose of contract	General
Contract start date	01/08/2011
Contract end date	

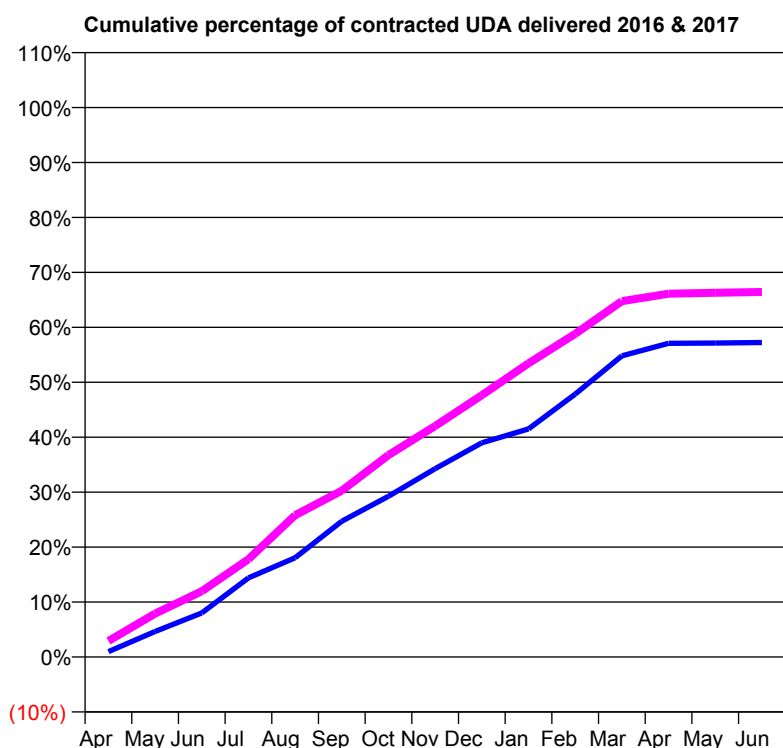
16/17 Contracted general activity (UDA)	31,276
Carry forward general activity (UDA)	0
16/17 Contracted orthodontic activity (UOA)	0
Carry forward orthodontic activity (UOA)	0
Baseline contract value	£746,604.94

ACCESS*

Patients seen in 24 months	Total	Change since previous quarter
Quarter ending March 2016	8,142	
Quarter ending June 2016	8,061	→
Quarter ending September 2016	8,152	→
Quarter ending December 2016	8,223	→
Quarter ending March 2017	8,465	↑
Variance since March 2016	4.0%	↑



ACTIVITY



Adjusted Scheduled Activity (UDA)		
Month	2016	2017
April	305	915
May	1,452	2,473
June	2,505	3,746
July	4,504	5,570
August	5,654	8,075
September	7,731	9,472
October	9,147	11,496
November	10,718	13,151
December	12,196	14,899
January	12,986	16,714
February	14,963	18,391
March	17,142	20,249
April	17,854	20,681
May	17,874	20,730
June	17,903	20,778

QUALITY

	Quantity	Base Number	Contract	AT	Region	England
% of FP17s for the same patient ID Re-attending within 3 months - Children	259	3,079	8.4%	9.8%	11.9%	12.3%
% of FP17s for the same patient ID Re-attending within 3 months - Adults	1,183	7,103	16.7%	15.9%	16.6%	16.7%
% of FP17s for the same patient ID Re-attending between 3 & 9 months - Children	1,498	3,079	48.7%	59.0%	60.2%	57.6%
% of FP17s for the same patient ID Re-attending between 3 & 9 months - Adults	2,116	7,103	29.8%	50.5%	51.5%	50.1%
% of FP17s for Band 1 Urgent Courses	1,226	8,996	13.6%	9.5%	9.5%	9.1%
% of FP17s Relating to Free Repair or Replacements	40	8,996	0.4%	0.6%	0.7%	0.8%
% of FP17s Relating to Continuations	21	8,996	0.2%	1.1%	1.2%	1.2%
% of Patients satisfied with the dentistry they have received	13	14	92.9%	92.4%	93.1%	92.8%
% of Patients satisfied with the time they had to wait for an appointment	11	14	78.6%	89.1%	88.8%	88.7%

* This is based on patients treated on this contract for their most recent course of treatment. Figures in italics indicate the base number of FP17s or Patient Questionnaire responses are less than 100. N/A is shown where the base number of responses is less than 10 during the period. % is calculated as Quantity/Base number*100

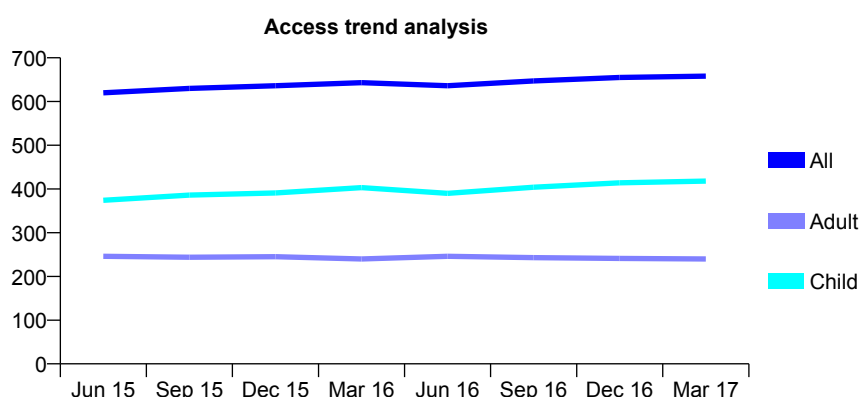
Q68 - Vital Signs At a Glance Contract Report for 141410/0001 - Year end March 2017

Name or company name	Ucer Ltd
Contract type name	GDS Contract
Purpose of contract	General
Contract start date	01/10/2009
Contract end date	

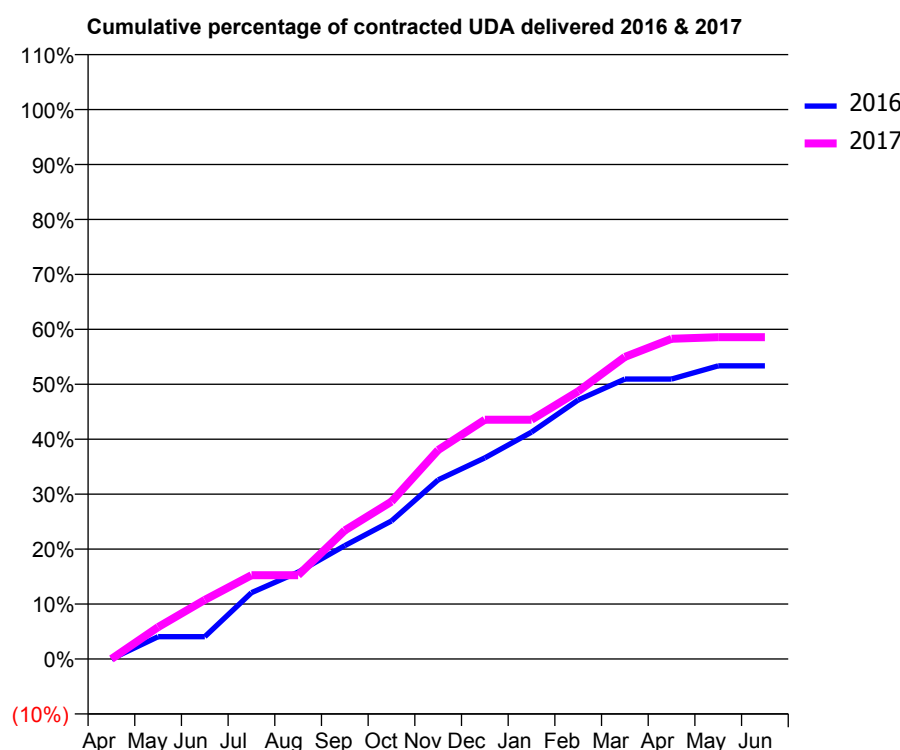
16/17 Contracted general activity (UDA)	2,500
Carry forward general activity (UDA)	0
16/17 Contracted orthodontic activity (UOA)	0
Carry forward orthodontic activity (UOA)	0
Baseline contract value	£55,555.00

ACCESS*

Patients seen in 24 months	Total	Change since previous quarter
Quarter ending March 2016	643	
Quarter ending June 2016	636	↓
Quarter ending September 2016	647	→
Quarter ending December 2016	655	→
Quarter ending March 2017	658	→
Variance since March 2016	2.3%	↑



ACTIVITY



Month	Adjusted Scheduled Activity (UDA)	
	2016	2017
April	0	0
May	102	146
June	102	269
July	302	381
August	395	381
September	516	585
October	628	716
November	815	951
December	915	1,089
January	1,032	1,089
February	1,178	1,218
March	1,274	1,374
April	1,274	1,457
May	1,334	1,464
June	1,334	1,464

QUALITY

	Quantity	Base Number	Contract	AT	Region	England
% of FP17s for the same patient ID Re-attending within 3 months - Children	26	620	4.2%	9.8%	11.9%	12.3%
% of FP17s for the same patient ID Re-attending within 3 months - Adults	28	261	10.7%	15.9%	16.6%	16.7%
% of FP17s for the same patient ID Re-attending between 3 & 9 months - Children	400	620	64.5%	59.0%	60.2%	57.6%
% of FP17s for the same patient ID Re-attending between 3 & 9 months - Adults	136	261	52.1%	50.5%	51.5%	50.1%
% of FP17s for Band 1 Urgent Courses	70	914	7.7%	9.5%	9.5%	9.1%
% of FP17s Relating to Free Repair or Replacements	0	914	0.0%	0.6%	0.7%	0.8%
% of FP17s Relating to Continuations	4	914	0.4%	1.1%	1.2%	1.2%
% of Patients satisfied with the dentistry they have received	1	1	N/A	92.4%	93.1%	92.8%
% of Patients satisfied with the time they had to wait for an appointment	1	1	N/A	89.1%	88.8%	88.7%

* This is based on patients treated on this contract for their most recent course of treatment. Figures in italics indicate the base number of FP17s or Patient Questionnaire responses are less than 100. N/A is shown where the base number of responses is less than 10 during the period. % is calculated as Quantity/Base number*100

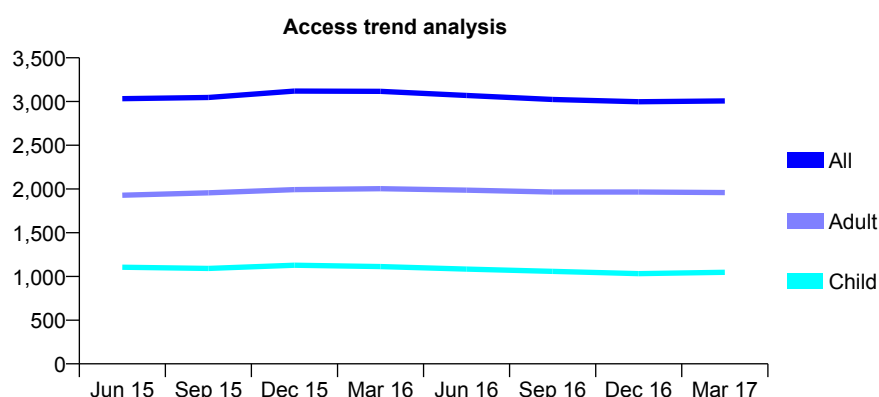
Q68 - Vital Signs At a Glance Contract Report for 144258/0001 - Year end March 2017

Name or company name	Brighton Dental Services
Contract type name	PDS Contract
Purpose of contract	General
Contract start date	01/04/2006
Contract end date	31/03/2019

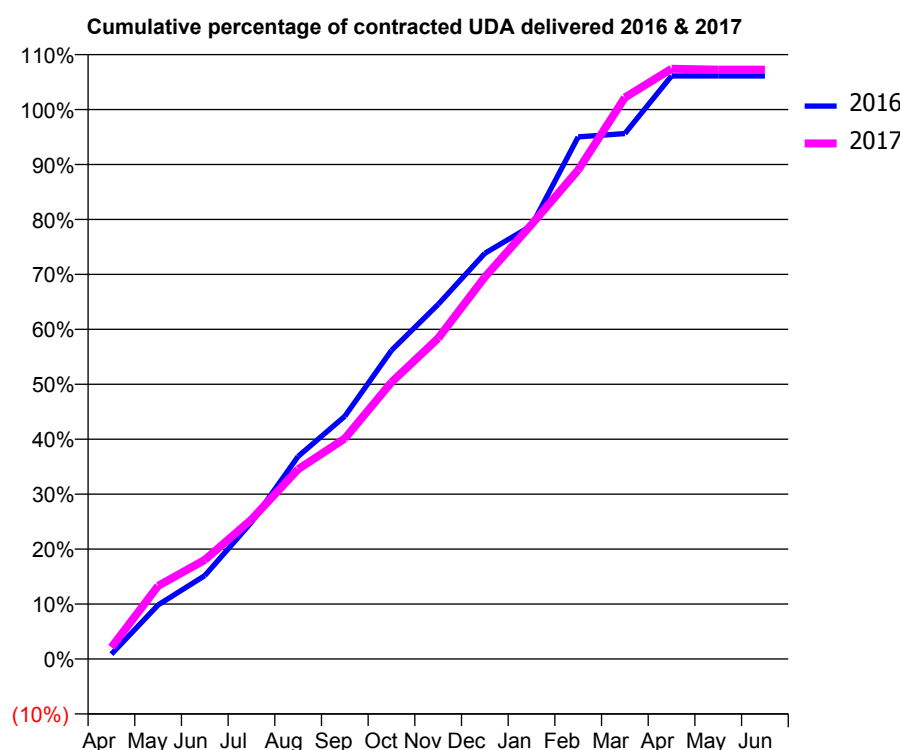
16/17 Contracted general activity (UDA)	8,074
Carry forward general activity (UDA)	0
16/17 Contracted orthodontic activity (UOA)	0
Carry forward orthodontic activity (UOA)	0
Baseline contract value	£1,634,507.53

ACCESS*

Patients seen in 24 months	Total	Change since previous quarter
Quarter ending March 2016	3,116	
Quarter ending June 2016	3,069	↓
Quarter ending September 2016	3,023	↓
Quarter ending December 2016	2,997	→
Quarter ending March 2017	3,006	→
Variance since March 2016	(3.5%)	↓



ACTIVITY



Month	Adjusted Scheduled Activity (UDA)	
	2016	2017
April	72	171
May	794	1,075
June	1,226	1,457
July	2,009	2,050
August	2,978	2,788
September	3,568	3,240
October	4,536	4,066
November	5,212	4,713
December	5,961	5,612
January	6,366	6,385
February	7,673	7,185
March	7,720	8,250
April	8,567	8,672
May	8,567	8,660
June	8,568	8,660

QUALITY

	Quantity	Base Number	Contract	AT	Region	England
% of FP17s for the same patient ID Re-attending within 3 months - Children	192	1,572	12.2%	9.8%	11.9%	12.3%
% of FP17s for the same patient ID Re-attending within 3 months - Adults	480	2,368	20.3%	15.9%	16.6%	16.7%
% of FP17s for the same patient ID Re-attending between 3 & 9 months - Children	692	1,572	44.0%	59.0%	60.2%	57.6%
% of FP17s for the same patient ID Re-attending between 3 & 9 months - Adults	898	2,368	37.9%	50.5%	51.5%	50.1%
% of FP17s for Band 1 Urgent Courses	375	3,747	10.0%	9.5%	9.5%	9.1%
% of FP17s Relating to Free Repair or Replacements	13	3,747	0.3%	0.6%	0.7%	0.8%
% of FP17s Relating to Continuations	2	3,747	0.1%	1.1%	1.2%	1.2%
% of Patients satisfied with the dentistry they have received	1	1	N/A	92.4%	93.1%	92.8%
% of Patients satisfied with the time they had to wait for an appointment	1	1	N/A	89.1%	88.8%	88.7%

* This is based on patients treated on this contract for their most recent course of treatment. Figures in italics indicate the base number of FP17s or Patient Questionnaire responses are less than 100. N/A is shown where the base number of responses is less than 10 during the period. % is calculated as Quantity/Base number*100

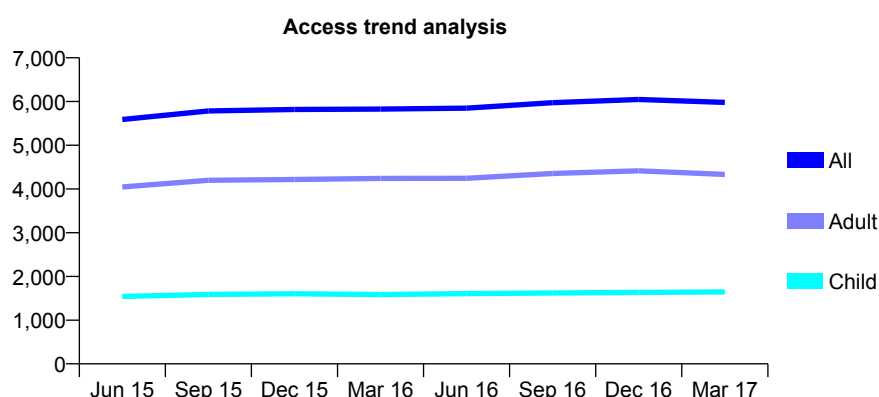
Q68 - Vital Signs At a Glance Contract Report for 146773/0001 - Year end March 2017

Name or company name	Shoreham Oral Care Limited
Contract type name	GDS Contract
Purpose of contract	General
Contract start date	01/12/2006
Contract end date	

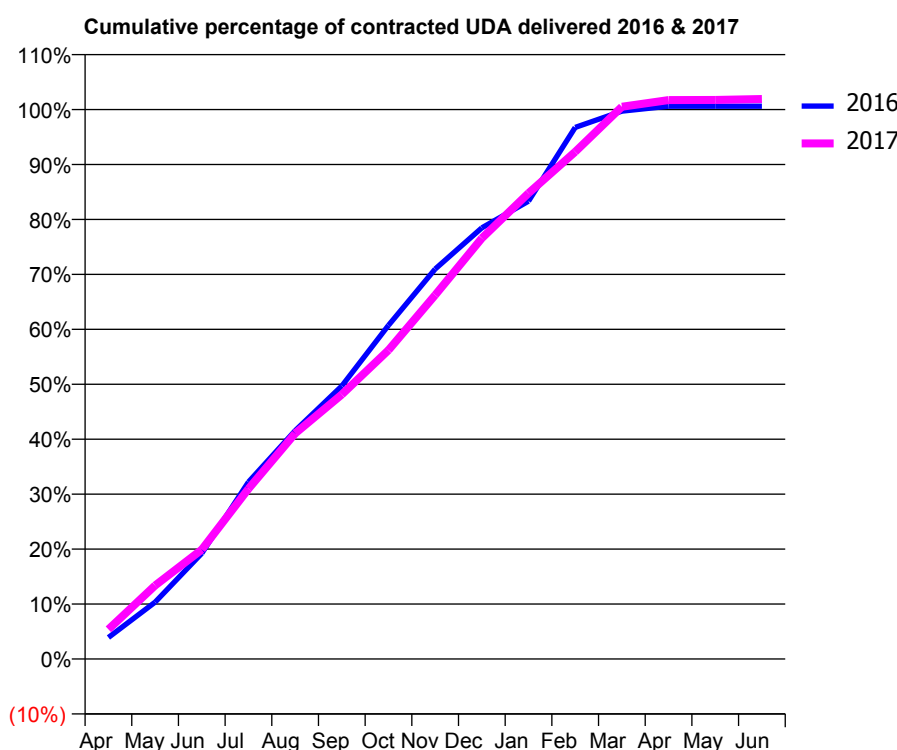
16/17 Contracted general activity (UDA)	22,826
Carry forward general activity (UDA)	-139
16/17 Contracted orthodontic activity (UOA)	0
Carry forward orthodontic activity (UOA)	0
Baseline contract value	£657,894.94

ACCESS*

Patients seen in 24 months	Total	Change since previous quarter
Quarter ending March 2016	5,828	
Quarter ending June 2016	5,848	→
Quarter ending September 2016	5,975	↑
Quarter ending December 2016	6,047	→
Quarter ending March 2017	5,979	↓
Variance since March 2016	2.6%	↑



ACTIVITY



Month	Adjusted Scheduled Activity (UDA)	
	2016	2017
April	892	1,231
May	2,362	3,057
June	4,387	4,546
July	7,352	7,070
August	9,487	9,368
September	11,341	10,988
October	13,862	12,833
November	16,199	15,119
December	17,912	17,479
January	19,016	19,349
February	22,084	21,068
March	22,759	22,942
April	22,963	23,216
May	22,964	23,221
June	22,965	23,260

QUALITY

	Quantity	Base Number	Contract	AT	Region	England
% of FP17s for the same patient ID Re-attending within 3 months - Children	148	2,599	5.7%	9.8%	11.9%	12.3%
% of FP17s for the same patient ID Re-attending within 3 months - Adults	1,016	6,455	15.7%	15.9%	16.6%	16.7%
% of FP17s for the same patient ID Re-attending between 3 & 9 months - Children	1,693	2,599	65.1%	59.0%	60.2%	57.6%
% of FP17s for the same patient ID Re-attending between 3 & 9 months - Adults	3,481	6,455	53.9%	50.5%	51.5%	50.1%
% of FP17s for Band 1 Urgent Courses	769	9,136	8.4%	9.5%	9.5%	9.1%
% of FP17s Relating to Free Repair or Replacements	27	9,136	0.3%	0.6%	0.7%	0.8%
% of FP17s Relating to Continuations	188	9,136	2.1%	1.1%	1.2%	1.2%
% of Patients satisfied with the dentistry they have received	10	10	100.0%	92.4%	93.1%	92.8%
% of Patients satisfied with the time they had to wait for an appointment	9	10	90.0%	89.1%	88.8%	88.7%

* This is based on patients treated on this contract for their most recent course of treatment. Figures in italics indicate the base number of FP17s or Patient Questionnaire responses are less than 100. N/A is shown where the base number of responses is less than 10 during the period. % is calculated as Quantity/Base number*100

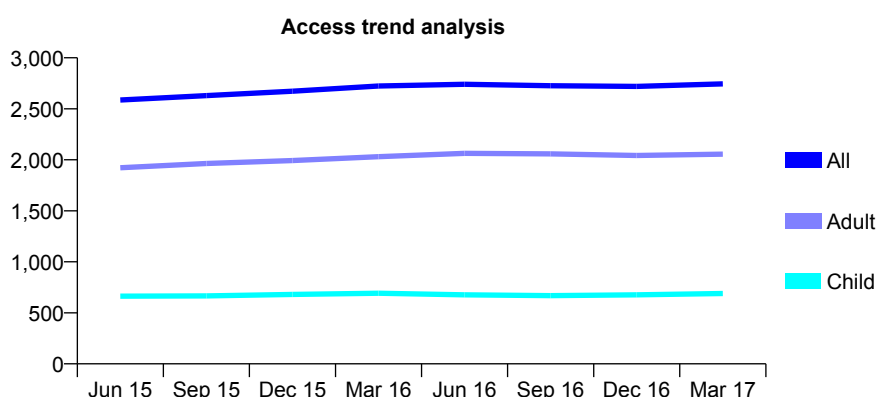
Q68 - Vital Signs At a Glance Contract Report for 147400/0001 - Year end March 2017

Name or company name	Woodcroft Dental Practice Ltd
Contract type name	GDS Contract
Purpose of contract	General
Contract start date	01/04/2010
Contract end date	

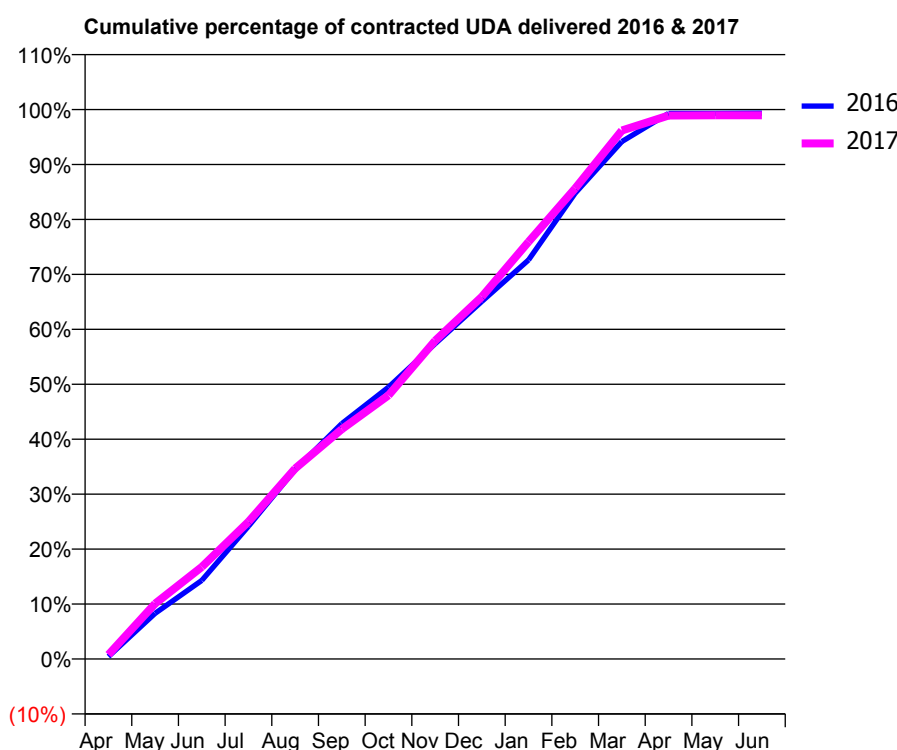
16/17 Contracted general activity (UDA)	9,400
Carry forward general activity (UDA)	63
16/17 Contracted orthodontic activity (UOA)	0
Carry forward orthodontic activity (UOA)	0
Baseline contract value	£306,470.46

ACCESS*

Patients seen in 24 months	Total	Change since previous quarter
Quarter ending March 2016	2,723	
Quarter ending June 2016	2,740	→
Quarter ending September 2016	2,726	→
Quarter ending December 2016	2,720	→
Quarter ending March 2017	2,744	→
Variance since March 2016	0.8%	→



ACTIVITY



Adjusted Scheduled Activity (UDA)		
Month	2016	2017
April	43	75
May	781	948
June	1,345	1,574
July	2,271	2,348
August	3,241	3,259
September	4,026	3,931
October	4,651	4,511
November	5,393	5,446
December	6,116	6,196
January	6,826	7,137
February	7,968	8,050
March	8,852	9,042
April	9,332	9,297
May	9,334	9,301
June	9,337	9,301

QUALITY

	Quantity	Base Number	Contract	AT	Region	England
% of FP17s for the same patient ID Re-attending within 3 months - Children	88	1,159	7.6%	9.8%	11.9%	12.3%
% of FP17s for the same patient ID Re-attending within 3 months - Adults	530	3,356	15.8%	15.9%	16.6%	16.7%
% of FP17s for the same patient ID Re-attending between 3 & 9 months - Children	808	1,159	69.7%	59.0%	60.2%	57.6%
% of FP17s for the same patient ID Re-attending between 3 & 9 months - Adults	2,131	3,356	63.5%	50.5%	51.5%	50.1%
% of FP17s for Band 1 Urgent Courses	186	4,376	4.3%	9.5%	9.5%	9.1%
% of FP17s Relating to Free Repair or Replacements	14	4,376	0.3%	0.6%	0.7%	0.8%
% of FP17s Relating to Continuations	51	4,376	1.2%	1.1%	1.2%	1.2%
% of Patients satisfied with the dentistry they have received	1	1	N/A	92.4%	93.1%	92.8%
% of Patients satisfied with the time they had to wait for an appointment	1	1	N/A	89.1%	88.8%	88.7%

* This is based on patients treated on this contract for their most recent course of treatment. Figures in italics indicate the base number of FP17s or Patient Questionnaire responses are less than 100. N/A is shown where the base number of responses is less than 10 during the period. % is calculated as Quantity/Base number*100

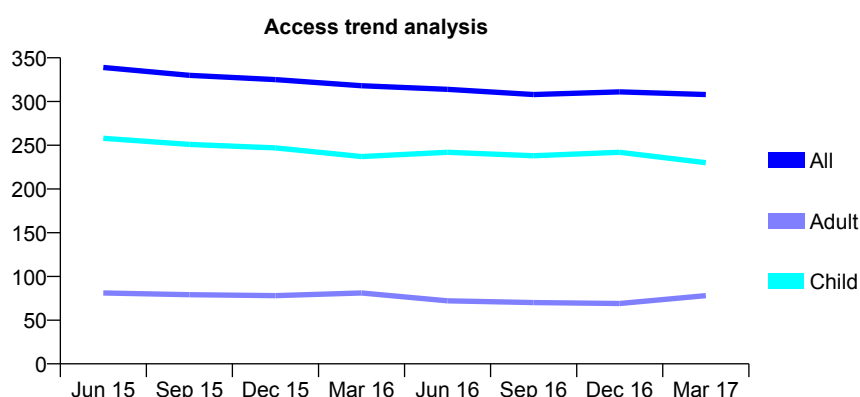
Q68 - Vital Signs At a Glance Contract Report for 148245/0001 - Year end March 2017

Name or company name	Donovan's Dental Practice Limited
Contract type name	GDS Contract
Purpose of contract	General
Contract start date	01/04/2011
Contract end date	

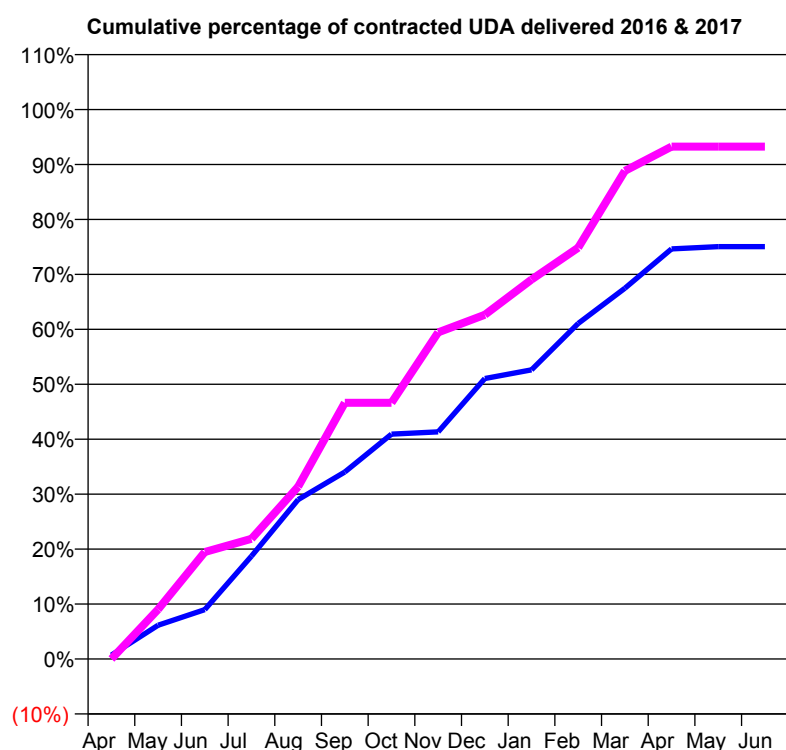
16/17 Contracted general activity (UDA)	500
Carry forward general activity (UDA)	0
16/17 Contracted orthodontic activity (UOA)	0
Carry forward orthodontic activity (UOA)	0
Baseline contract value	£11,804.78

ACCESS*

Patients seen in 24 months	Total	Change since previous quarter
Quarter ending March 2016	318	
Quarter ending June 2016	314	↓
Quarter ending September 2016	308	↓
Quarter ending December 2016	311	→
Quarter ending March 2017	308	→
Variance since March 2016	(3.1%)	↓



ACTIVITY



Adjusted Scheduled Activity (UDA)		
Month	2016	2017
April	5	0
May	43	45
June	63	97
July	131	109
August	203	157
September	238	233
October	286	233
November	289	297
December	357	313
January	368	345
February	427	374
March	472	444
April	522	466
May	525	466
June	525	466

QUALITY

	Quantity	Base Number	Contract	AT	Region	England
% of FP17s for the same patient ID Re-attending within 3 months - Children	6	335	1.8%	9.8%	11.9%	12.3%
% of FP17s for the same patient ID Re-attending within 3 months - Adults	1	41	2.4%	15.9%	16.6%	16.7%
% of FP17s for the same patient ID Re-attending between 3 & 9 months - Children	216	335	64.5%	59.0%	60.2%	57.6%
% of FP17s for the same patient ID Re-attending between 3 & 9 months - Adults	24	41	58.5%	50.5%	51.5%	50.1%
% of FP17s for Band 1 Urgent Courses	6	353	1.7%	9.5%	9.5%	9.1%
% of FP17s Relating to Free Repair or Replacements	0	353	0.0%	0.6%	0.7%	0.8%
% of FP17s Relating to Continuations	1	353	0.3%	1.1%	1.2%	1.2%
% of Patients satisfied with the dentistry they have received	0	0	N/A	92.4%	93.1%	92.8%
% of Patients satisfied with the time they had to wait for an appointment	0	0	N/A	89.1%	88.8%	88.7%

* This is based on patients treated on this contract for their most recent course of treatment. Figures in italics indicate the base number of FP17s or Patient Questionnaire responses are less than 100. N/A is shown where the base number of responses is less than 10 during the period. % is calculated as Quantity/Base number*100

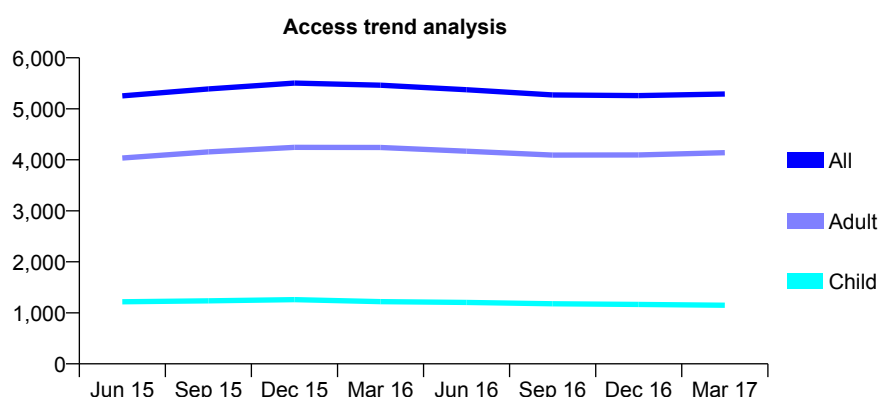
Q68 - Vital Signs At a Glance Contract Report for 148539/0001 - Year end March 2017

Name or company name	Mr A Patel and Ms P Patel
Contract type name	GDS Contract
Purpose of contract	General
Contract start date	01/12/2013
Contract end date	

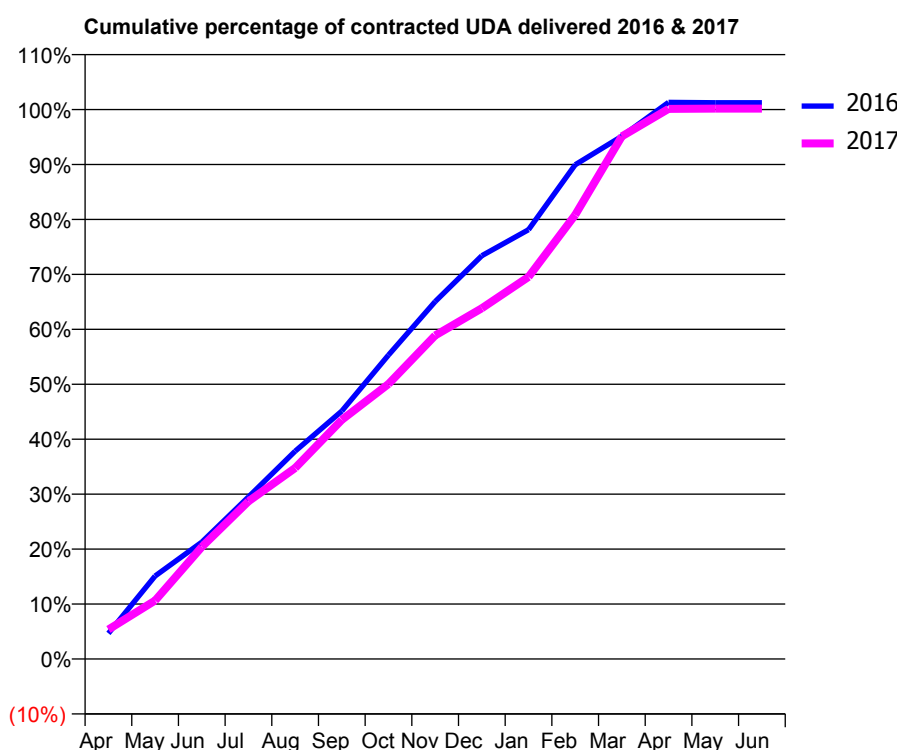
16/17 Contracted general activity (UDA)	11,952
Carry forward general activity (UDA)	-147
16/17 Contracted orthodontic activity (UOA)	0
Carry forward orthodontic activity (UOA)	0
Baseline contract value	£286,223.20

ACCESS*

Patients seen in 24 months	Total	Change since previous quarter
Quarter ending March 2016	5,463	
Quarter ending June 2016	5,373	↓
Quarter ending September 2016	5,271	↓
Quarter ending December 2016	5,260	→
Quarter ending March 2017	5,290	→
Variance since March 2016	(3.2%)	↓



ACTIVITY



Adjusted Scheduled Activity (UDA)		
Month	2016	2017
April	558	641
May	1,805	1,271
June	2,541	2,439
July	3,526	3,429
August	4,520	4,156
September	5,393	5,202
October	6,610	5,983
November	7,774	7,038
December	8,773	7,629
January	9,337	8,311
February	10,751	9,659
March	11,371	11,368
April	12,107	11,965
May	12,099	11,970
June	12,099	11,970

QUALITY

	Quantity	Base Number	Contract	AT	Region	England
% of FP17s for the same patient ID Re-attending within 3 months - Children	83	1,859	4.5%	9.8%	11.9%	12.3%
% of FP17s for the same patient ID Re-attending within 3 months - Adults	816	5,997	13.6%	15.9%	16.6%	16.7%
% of FP17s for the same patient ID Re-attending between 3 & 9 months - Children	1,173	1,859	63.1%	59.0%	60.2%	57.6%
% of FP17s for the same patient ID Re-attending between 3 & 9 months - Adults	3,246	5,997	54.1%	50.5%	51.5%	50.1%
% of FP17s for Band 1 Urgent Courses	592	6,650	8.9%	9.5%	9.5%	9.1%
% of FP17s Relating to Free Repair or Replacements	166	6,650	2.5%	0.6%	0.7%	0.8%
% of FP17s Relating to Continuations	42	6,650	0.6%	1.1%	1.2%	1.2%
% of Patients satisfied with the dentistry they have received	12	13	92.3%	92.4%	93.1%	92.8%
% of Patients satisfied with the time they had to wait for an appointment	12	13	92.3%	89.1%	88.8%	88.7%

* This is based on patients treated on this contract for their most recent course of treatment. Figures in italics indicate the base number of FP17s or Patient Questionnaire responses are less than 100. N/A is shown where the base number of responses is less than 10 during the period. % is calculated as Quantity/Base number*100

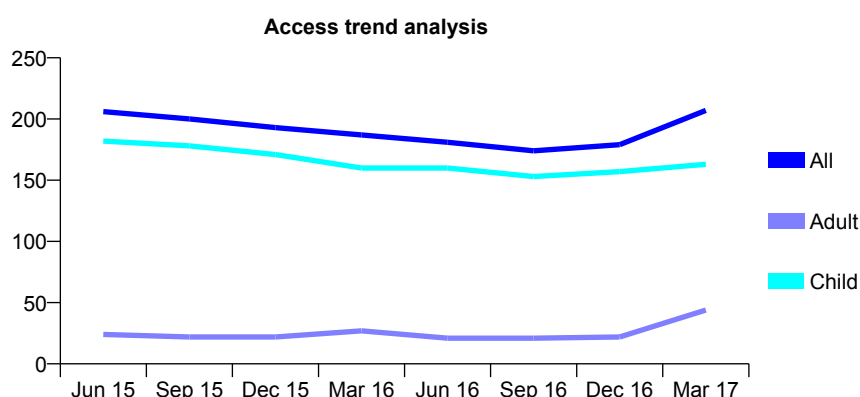
Q68 - Vital Signs At a Glance Contract Report for 150207/0001 - Year end March 2017

Name or company name	Church House Dental Practice Limited
Contract type name	GDS Contract
Purpose of contract	General
Contract start date	01/11/2009
Contract end date	

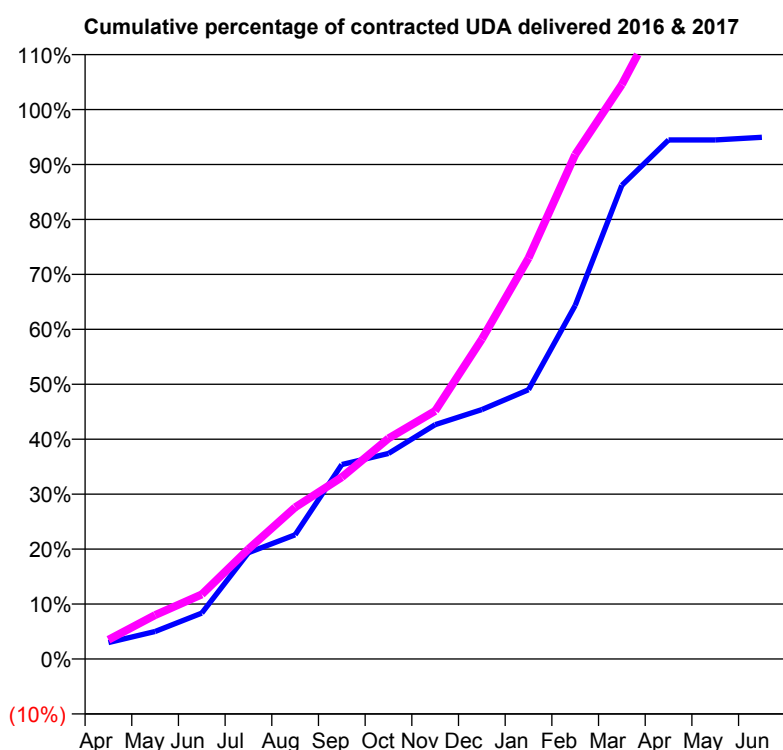
16/17 Contracted general activity (UDA)	400
Carry forward general activity (UDA)	0
16/17 Contracted orthodontic activity (UOA)	0
Carry forward orthodontic activity (UOA)	0
Baseline contract value	£9,891.28

ACCESS*

Patients seen in 24 months	Total	Change since previous quarter
Quarter ending March 2016	187	
Quarter ending June 2016	181	↓
Quarter ending September 2016	174	↓
Quarter ending December 2016	179	↑
Quarter ending March 2017	207	↑
Variance since March 2016	10.7%	↑



ACTIVITY



Month	Adjusted Scheduled Activity (UDA)	
	2016	2017
April	12	14
May	20	32
June	33	47
July	77	80
August	90	110
September	142	132
October	150	161
November	171	181
December	182	233
January	196	292
February	257	367
March	345	418
April	378	482
May	378	482
June	380	482

QUALITY

	Quantity	Base Number	Contract	AT	Region	England
% of FP17s for the same patient ID Re-attending within 3 months - Children	14	211	6.6%	9.8%	11.9%	12.3%
% of FP17s for the same patient ID Re-attending within 3 months - Adults	1	27	3.7%	15.9%	16.6%	16.7%
% of FP17s for the same patient ID Re-attending between 3 & 9 months - Children	116	211	55.0%	59.0%	60.2%	57.6%
% of FP17s for the same patient ID Re-attending between 3 & 9 months - Adults	7	27	25.9%	50.5%	51.5%	50.1%
% of FP17s for Band 1 Urgent Courses	6	245	2.4%	9.5%	9.5%	9.1%
% of FP17s Relating to Free Repair or Replacements	0	245	0.0%	0.6%	0.7%	0.8%
% of FP17s Relating to Continuations	0	245	0.0%	1.1%	1.2%	1.2%
% of Patients satisfied with the dentistry they have received	0	0	N/A	92.4%	93.1%	92.8%
% of Patients satisfied with the time they had to wait for an appointment	0	0	N/A	89.1%	88.8%	88.7%

* This is based on patients treated on this contract for their most recent course of treatment. Figures in italics indicate the base number of FP17s or Patient Questionnaire responses are less than 100. N/A is shown where the base number of responses is less than 10 during the period. % is calculated as Quantity/Base number*100

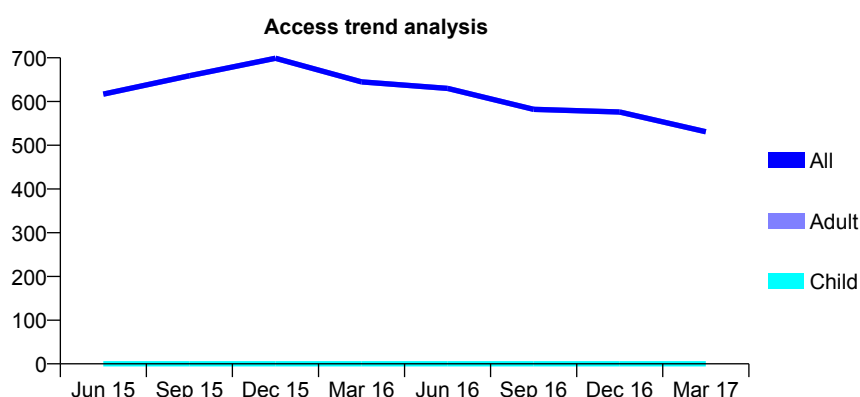
Q68 - Vital Signs At a Glance Contract Report for 151998/0001 - Year end March 2017

Name or company name	The Denture Care Centre UK Limited
Contract type name	PDS Contract
Purpose of contract	General
Contract start date	01/04/2010
Contract end date	31/03/2018

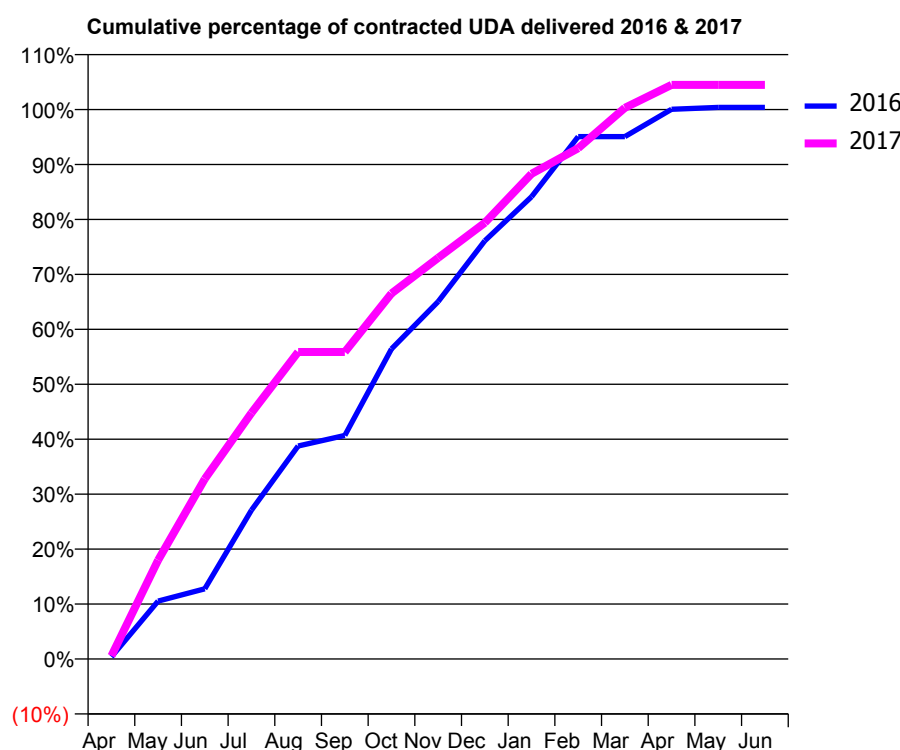
16/17 Contracted general activity (UDA)	2,300
Carry forward general activity (UDA)	-13
16/17 Contracted orthodontic activity (UOA)	0
Carry forward orthodontic activity (UOA)	0
Baseline contract value	£55,000.24

ACCESS*

Patients seen in 24 months	Total	Change since previous quarter
Quarter ending March 2016	645	
Quarter ending June 2016	630	↓
Quarter ending September 2016	582	↓
Quarter ending December 2016	576	↓
Quarter ending March 2017	531	↓
Variance since March 2016	(17.7%)	↓



ACTIVITY



Adjusted Scheduled Activity (UDA)		
Month	2016	2017
April	14	13
May	369	414
June	447	754
July	948	1,030
August	1,357	1,285
September	1,424	1,285
October	1,975	1,530
November	2,277	1,679
December	2,664	1,826
January	2,944	2,031
February	3,327	2,138
March	3,327	2,307
April	3,501	2,403
May	3,513	2,403
June	3,513	2,403

QUALITY

	Quantity	Base Number	Contract	AT	Region	England
% of FP17s for the same patient ID Re-attending within 3 months - Children	0	0	N/A	9.8%	11.9%	12.3%
% of FP17s for the same patient ID Re-attending within 3 months - Adults	27	375	7.2%	15.9%	16.6%	16.7%
% of FP17s for the same patient ID Re-attending between 3 & 9 months - Children	0	0	N/A	59.0%	60.2%	57.6%
% of FP17s for the same patient ID Re-attending between 3 & 9 months - Adults	44	375	11.7%	50.5%	51.5%	50.1%
% of FP17s for Band 1 Urgent Courses	0	366	0.0%	9.5%	9.5%	9.1%
% of FP17s Relating to Free Repair or Replacements	0	366	0.0%	0.6%	0.7%	0.8%
% of FP17s Relating to Continuations	1	366	0.3%	1.1%	1.2%	1.2%
% of Patients satisfied with the dentistry they have received	0	0	N/A	92.4%	93.1%	92.8%
% of Patients satisfied with the time they had to wait for an appointment	0	0	N/A	89.1%	88.8%	88.7%

* This is based on patients treated on this contract for their most recent course of treatment. Figures in italics indicate the base number of FP17s or Patient Questionnaire responses are less than 100. N/A is shown where the base number of responses is less than 10 during the period. % is calculated as Quantity/Base number*100

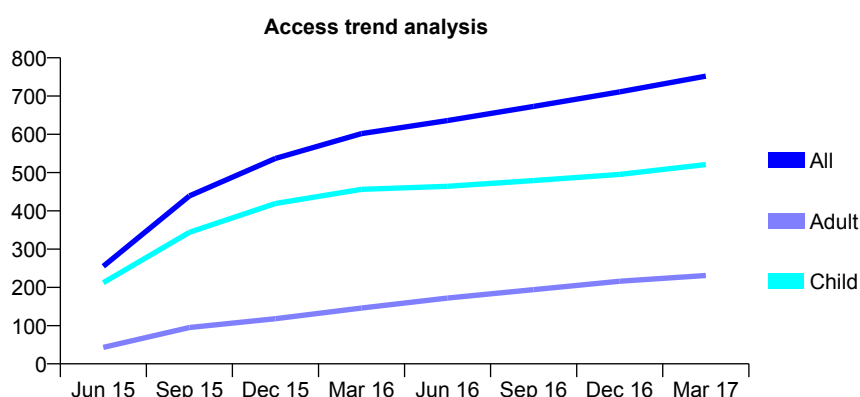
Q68 - Vital Signs At a Glance Contract Report for 153516/0001 - Year end March 2017

Name or company name	Amirreza Farahani
Contract type name	GDS Contract
Purpose of contract	General
Contract start date	21/02/2015
Contract end date	

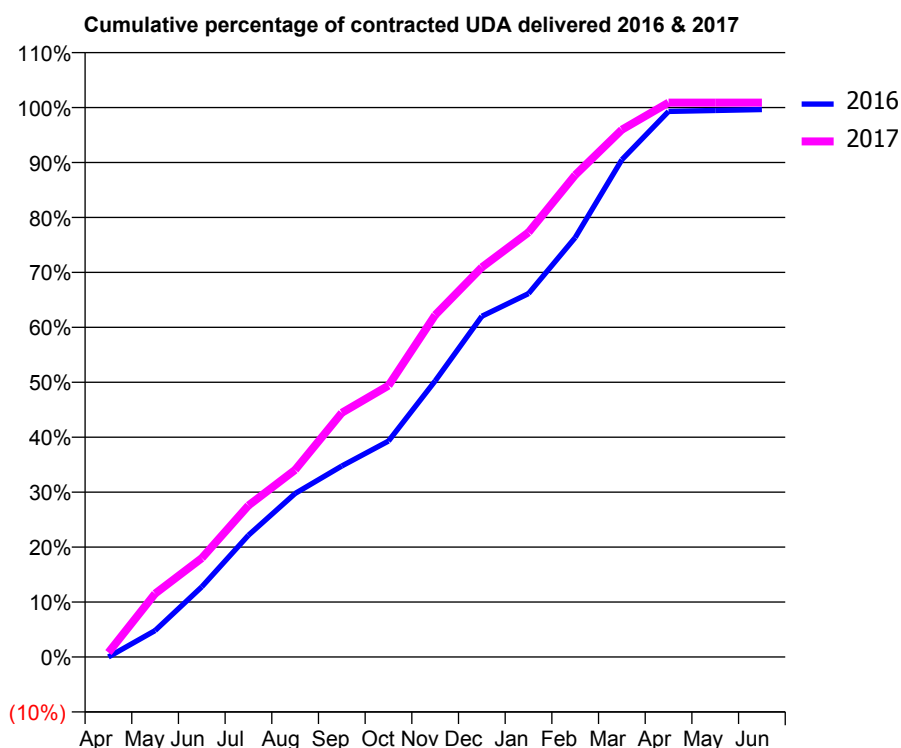
16/17 Contracted general activity (UDA)	1,700
Carry forward general activity (UDA)	6
16/17 Contracted orthodontic activity (UOA)	0
Carry forward orthodontic activity (UOA)	0
Baseline contract value	£43,785.19

ACCESS*

Patients seen in 24 months	Total	Change since previous quarter
Quarter ending March 2016	602	
Quarter ending June 2016	636	↑
Quarter ending September 2016	673	↑
Quarter ending December 2016	711	↑
Quarter ending March 2017	752	↑
Variance since March 2016	24.9%	↑



ACTIVITY



Adjusted Scheduled Activity (UDA)		
Month	2016	2017
April	0	14
May	82	196
June	217	306
July	377	469
August	506	579
September	591	755
October	668	840
November	854	1,058
December	1,054	1,206
January	1,124	1,314
February	1,298	1,491
March	1,539	1,631
April	1,688	1,715
May	1,691	1,715
June	1,694	1,715

QUALITY

	Quantity	Base Number	Contract	AT	Region	England
% of FP17s for the same patient ID Re-attending within 3 months - Children	36	816	4.4%	9.8%	11.9%	12.3%
% of FP17s for the same patient ID Re-attending within 3 months - Adults	17	199	8.5%	15.9%	16.6%	16.7%
% of FP17s for the same patient ID Re-attending between 3 & 9 months - Children	537	816	65.8%	59.0%	60.2%	57.6%
% of FP17s for the same patient ID Re-attending between 3 & 9 months - Adults	113	199	56.8%	50.5%	51.5%	50.1%
% of FP17s for Band 1 Urgent Courses	16	979	1.6%	9.5%	9.5%	9.1%
% of FP17s Relating to Free Repair or Replacements	0	979	0.0%	0.6%	0.7%	0.8%
% of FP17s Relating to Continuations	11	979	1.1%	1.1%	1.2%	1.2%
% of Patients satisfied with the dentistry they have received	0	0	N/A	92.4%	93.1%	92.8%
% of Patients satisfied with the time they had to wait for an appointment	0	0	N/A	89.1%	88.8%	88.7%

* This is based on patients treated on this contract for their most recent course of treatment. Figures in italics indicate the base number of FP17s or Patient Questionnaire responses are less than 100. N/A is shown where the base number of responses is less than 10 during the period. % is calculated as Quantity/Base number*100

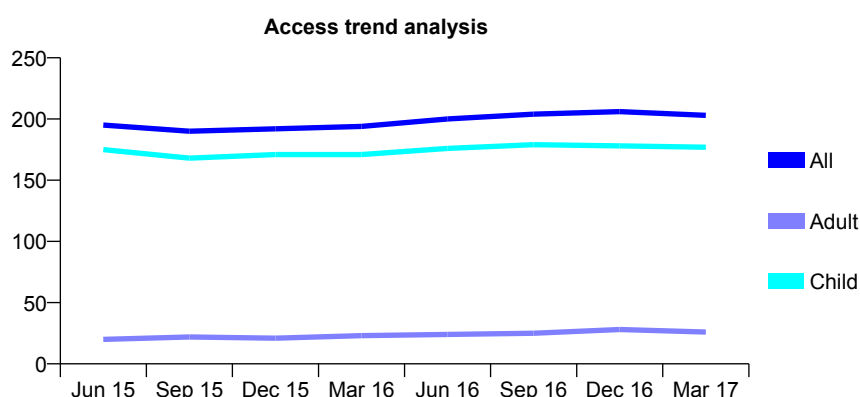
Q68 - Vital Signs At a Glance Contract Report for 153974/0001 - Year end March 2017

Name or company name	Phillip Price Ltd
Contract type name	GDS Contract
Purpose of contract	General
Contract start date	01/04/2007
Contract end date	

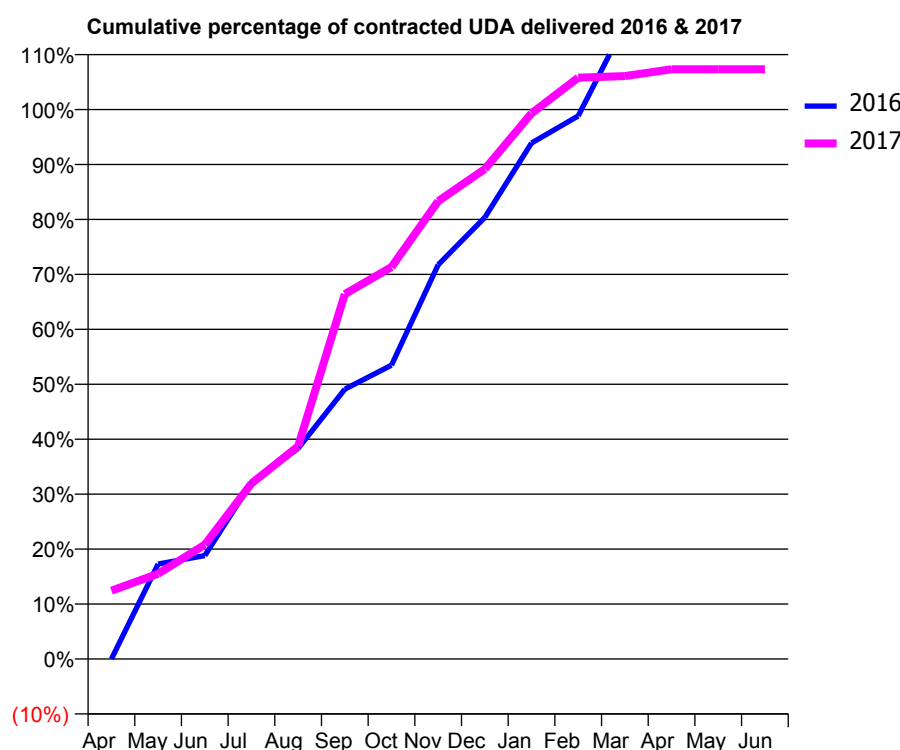
16/17 Contracted general activity (UDA)	325
Carry forward general activity (UDA)	-6
16/17 Contracted orthodontic activity (UOA)	0
Carry forward orthodontic activity (UOA)	0
Baseline contract value	£6,982.52

ACCESS*

Patients seen in 24 months	Total	Change since previous quarter
Quarter ending March 2016	194	
Quarter ending June 2016	200	↑
Quarter ending September 2016	204	↑
Quarter ending December 2016	206	→
Quarter ending March 2017	203	↓
Variance since March 2016	4.6%	↑



ACTIVITY



Month	Adjusted Scheduled Activity (UDA)	
	2016	2017
April	0	40
May	56	50
June	61	68
July	104	104
August	125	126
September	160	216
October	174	232
November	233	271
December	261	290
January	305	323
February	321	344
March	375	345
April	375	349
May	375	349
June	375	349

QUALITY

	Quantity	Base Number	Contract	AT	Region	England
% of FP17s for the same patient ID Re-attending within 3 months - Children	11	265	4.2%	9.8%	11.9%	12.3%
% of FP17s for the same patient ID Re-attending within 3 months - Adults	0	0	N/A	15.9%	16.6%	16.7%
% of FP17s for the same patient ID Re-attending between 3 & 9 months - Children	172	265	64.9%	59.0%	60.2%	57.6%
% of FP17s for the same patient ID Re-attending between 3 & 9 months - Adults	0	0	N/A	50.5%	51.5%	50.1%
% of FP17s for Band 1 Urgent Courses	4	267	1.5%	9.5%	9.5%	9.1%
% of FP17s Relating to Free Repair or Replacements	0	267	0.0%	0.6%	0.7%	0.8%
% of FP17s Relating to Continuations	0	267	0.0%	1.1%	1.2%	1.2%
% of Patients satisfied with the dentistry they have received	0	0	N/A	92.4%	93.1%	92.8%
% of Patients satisfied with the time they had to wait for an appointment	0	0	N/A	89.1%	88.8%	88.7%

* This is based on patients treated on this contract for their most recent course of treatment. Figures in italics indicate the base number of FP17s or Patient Questionnaire responses are less than 100. N/A is shown where the base number of responses is less than 10 during the period. % is calculated as Quantity/Base number*100

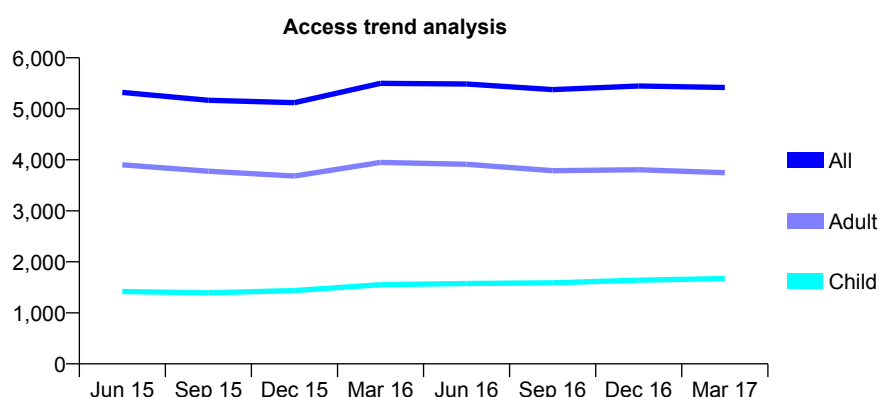
Q68 - Vital Signs At a Glance Contract Report for 154229/0001 - Year end March 2017

Name or company name	Jonathan Lee
Contract type name	GDS Contract
Purpose of contract	General
Contract start date	11/03/2009
Contract end date	

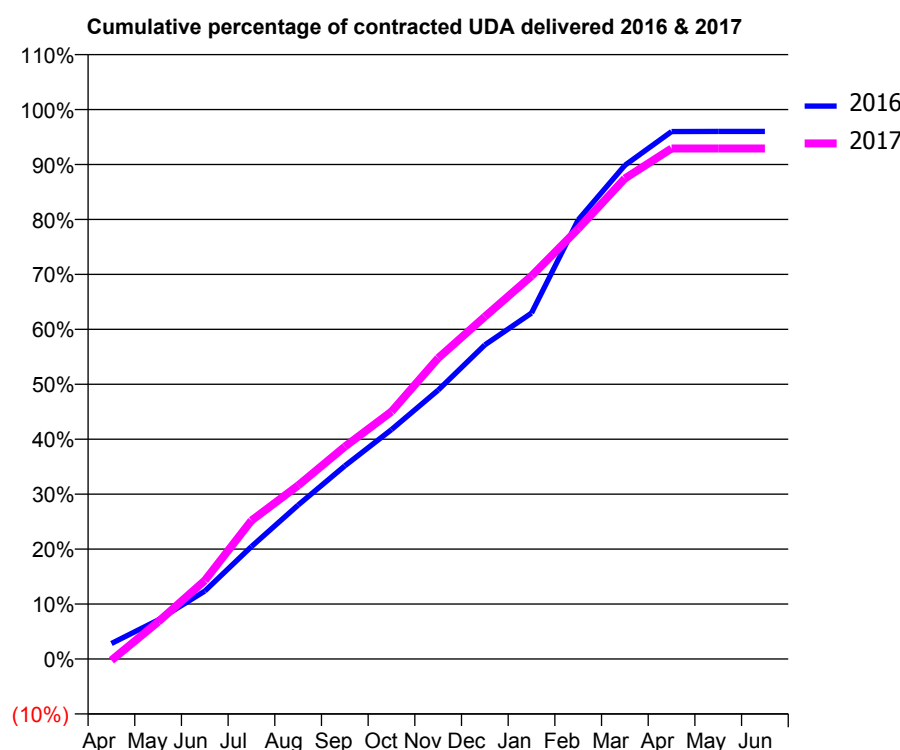
16/17 Contracted general activity (UDA)	14,500
Carry forward general activity (UDA)	578
16/17 Contracted orthodontic activity (UOA)	0
Carry forward orthodontic activity (UOA)	0
Baseline contract value	£387,051.31

ACCESS*

Patients seen in 24 months	Total	Change since previous quarter
Quarter ending March 2016	5,499	
Quarter ending June 2016	5,487	→
Quarter ending September 2016	5,377	↓
Quarter ending December 2016	5,446	→
Quarter ending March 2017	5,418	→
Variance since March 2016	(1.5%)	↓



ACTIVITY



Adjusted Scheduled Activity (UDA)		
Month	2016	2017
April	409	-38
May	1,030	981
June	1,794	2,070
July	2,969	3,653
August	4,062	4,579
September	5,097	5,603
October	6,053	6,529
November	7,095	7,941
December	8,287	9,034
January	9,131	10,108
February	11,590	11,352
March	13,029	12,681
April	13,918	13,470
May	13,921	13,470
June	13,922	13,471

QUALITY

	Quantity	Base Number	Contract	AT	Region	England
% of FP17s for the same patient ID Re-attending within 3 months - Children	285	2,531	11.3%	9.8%	11.9%	12.3%
% of FP17s for the same patient ID Re-attending within 3 months - Adults	671	4,836	13.9%	15.9%	16.6%	16.7%
% of FP17s for the same patient ID Re-attending between 3 & 9 months - Children	1,415	2,531	55.9%	59.0%	60.2%	57.6%
% of FP17s for the same patient ID Re-attending between 3 & 9 months - Adults	2,458	4,836	50.8%	50.5%	51.5%	50.1%
% of FP17s for Band 1 Urgent Courses	644	7,274	8.9%	9.5%	9.5%	9.1%
% of FP17s Relating to Free Repair or Replacements	63	7,274	0.9%	0.6%	0.7%	0.8%
% of FP17s Relating to Continuations	10	7,274	0.1%	1.1%	1.2%	1.2%
% of Patients satisfied with the dentistry they have received	6	6	N/A	92.4%	93.1%	92.8%
% of Patients satisfied with the time they had to wait for an appointment	5	6	N/A	89.1%	88.8%	88.7%

* This is based on patients treated on this contract for their most recent course of treatment. Figures in italics indicate the base number of FP17s or Patient Questionnaire responses are less than 100. N/A is shown where the base number of responses is less than 10 during the period. % is calculated as Quantity/Base number*100

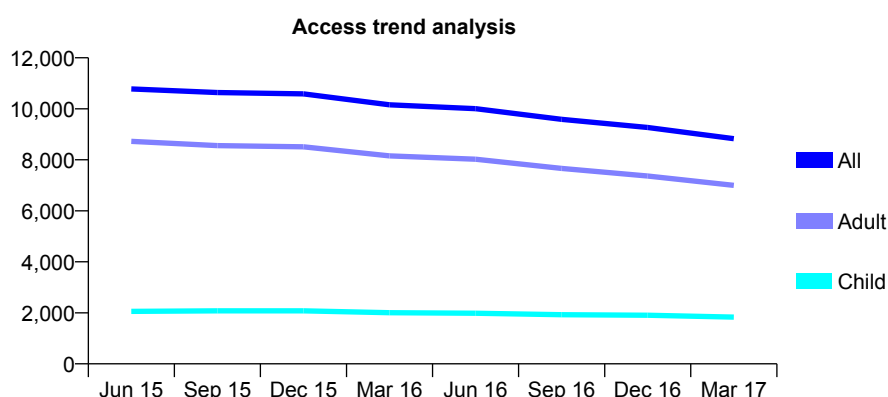
Q68 - Vital Signs At a Glance Contract Report for 156329/0001 - Year end March 2017

Name or company name	Little London Dental Care Limited
Contract type name	GDS Contract
Purpose of contract	General
Contract start date	01/01/2008
Contract end date	

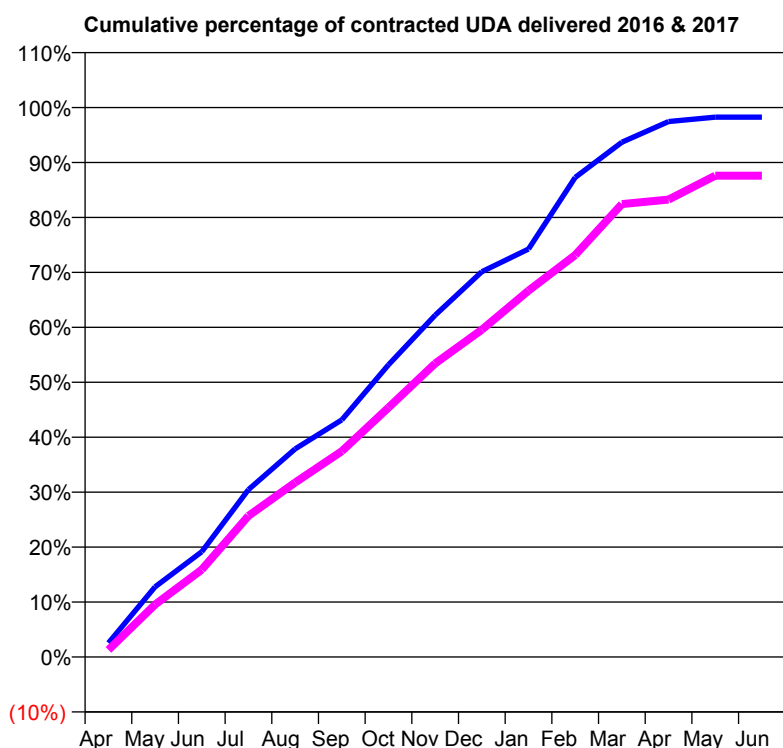
16/17 Contracted general activity (UDA)	37,500
Carry forward general activity (UDA)	659
16/17 Contracted orthodontic activity (UOA)	0
Carry forward orthodontic activity (UOA)	0
Baseline contract value	£884,418.57

ACCESS*

Patients seen in 24 months	Total	Change since previous quarter
Quarter ending March 2016	10,159	
Quarter ending June 2016	10,007	↓
Quarter ending September 2016	9,589	↓
Quarter ending December 2016	9,270	↓
Quarter ending March 2017	8,831	↓
Variance since March 2016	(13.1%)	↓



ACTIVITY



Adjusted Scheduled Activity (UDA)		
Month	2016	2017
April	959	482
May	4,788	3,585
June	7,180	5,961
July	11,428	9,635
August	14,200	11,908
September	16,185	14,045
October	19,943	17,018
November	23,328	20,037
December	26,298	22,337
January	27,838	25,000
February	32,724	27,428
March	35,131	30,910
April	36,542	31,218
May	36,838	32,847
June	36,841	32,846

QUALITY

	Quantity	Base Number	Contract	AT	Region	England
% of FP17s for the same patient ID Re-attending within 3 months - Children	160	2,590	6.2%	9.8%	11.9%	12.3%
% of FP17s for the same patient ID Re-attending within 3 months - Adults	1,297	9,806	13.2%	15.9%	16.6%	16.7%
% of FP17s for the same patient ID Re-attending between 3 & 9 months - Children	1,473	2,590	56.9%	59.0%	60.2%	57.6%
% of FP17s for the same patient ID Re-attending between 3 & 9 months - Adults	5,713	9,806	58.3%	50.5%	51.5%	50.1%
% of FP17s for Band 1 Urgent Courses	705	12,172	5.8%	9.5%	9.5%	9.1%
% of FP17s Relating to Free Repair or Replacements	252	12,172	2.1%	0.6%	0.7%	0.8%
% of FP17s Relating to Continuations	233	12,172	1.9%	1.1%	1.2%	1.2%
% of Patients satisfied with the dentistry they have received	13	14	92.9%	92.4%	93.1%	92.8%
% of Patients satisfied with the time they had to wait for an appointment	11	14	78.6%	89.1%	88.8%	88.7%

* This is based on patients treated on this contract for their most recent course of treatment. Figures in italics indicate the base number of FP17s or Patient Questionnaire responses are less than 100. N/A is shown where the base number of responses is less than 10 during the period. % is calculated as Quantity/Base number*100

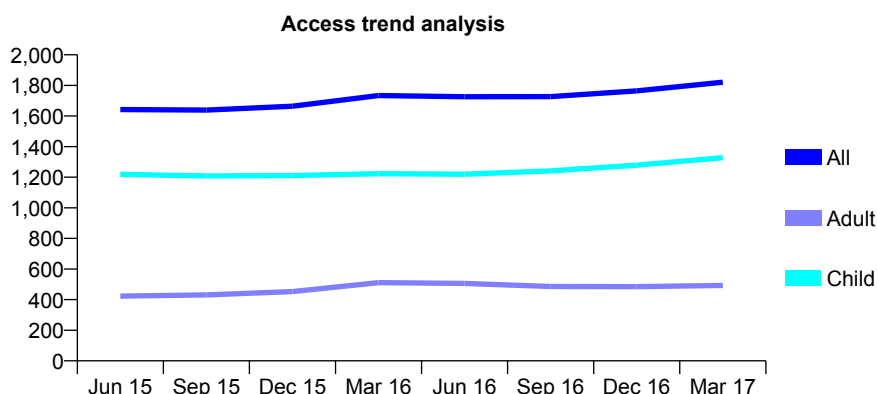
Q68 - Vital Signs At a Glance Contract Report for 156981/0001 - Year end March 2017

Name or company name	Mr M Mawjee & Mr M Ali
Contract type name	GDS Contract
Purpose of contract	General
Contract start date	01/10/2008
Contract end date	

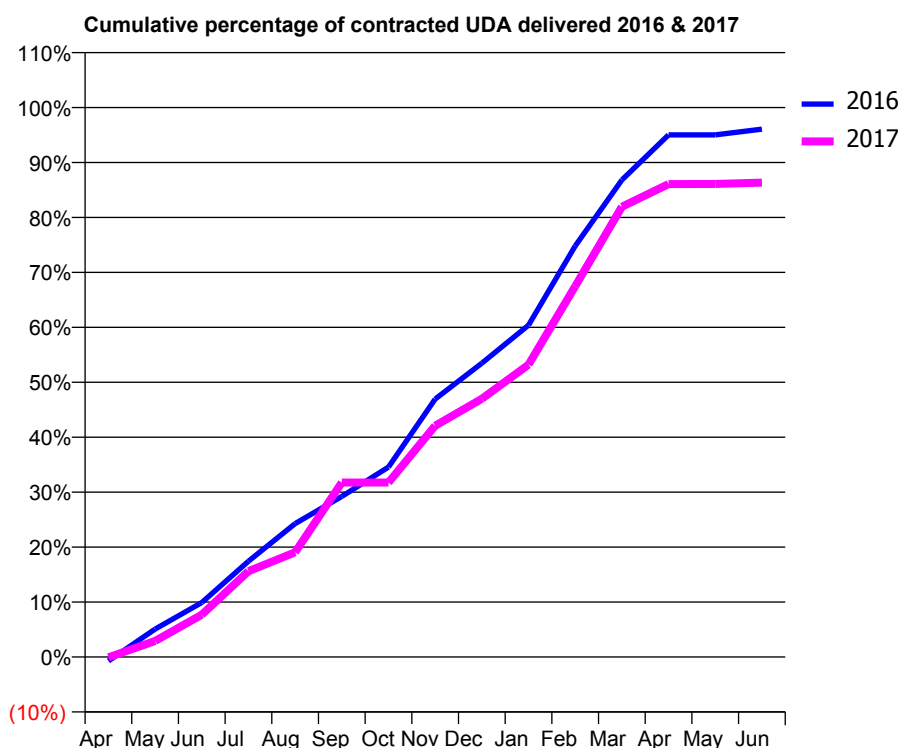
16/17 Contracted general activity (UDA)	4,610
Carry forward general activity (UDA)	181
16/17 Contracted orthodontic activity (UOA)	0
Carry forward orthodontic activity (UOA)	0
Baseline contract value	£102,460.68

ACCESS*

Patients seen in 24 months	Total	Change since previous quarter
Quarter ending March 2016	1,734	
Quarter ending June 2016	1,726	→
Quarter ending September 2016	1,727	→
Quarter ending December 2016	1,764	↑
Quarter ending March 2017	1,821	↑
Variance since March 2016	5.0%	↑



ACTIVITY



Adjusted Scheduled Activity (UDA)		
Month	2016	2017
April	-34	-3
May	235	135
June	457	355
July	804	719
August	1,119	879
September	1,347	1,464
October	1,594	1,464
November	2,164	1,940
December	2,465	2,167
January	2,783	2,453
February	3,449	3,111
March	4,002	3,778
April	4,381	3,967
May	4,381	3,968
June	4,429	3,980

QUALITY

	Quantity	Base Number	Contract	AT	Region	England
% of FP17s for the same patient ID Re-attending within 3 months - Children	88	2,040	4.3%	9.8%	11.9%	12.3%
% of FP17s for the same patient ID Re-attending within 3 months - Adults	85	560	15.2%	15.9%	16.6%	16.7%
% of FP17s for the same patient ID Re-attending between 3 & 9 months - Children	1,330	2,040	65.2%	59.0%	60.2%	57.6%
% of FP17s for the same patient ID Re-attending between 3 & 9 months - Adults	287	560	51.2%	50.5%	51.5%	50.1%
% of FP17s for Band 1 Urgent Courses	91	2,573	3.5%	9.5%	9.5%	9.1%
% of FP17s Relating to Free Repair or Replacements	0	2,573	0.0%	0.6%	0.7%	0.8%
% of FP17s Relating to Continuations	0	2,573	0.0%	1.1%	1.2%	1.2%
% of Patients satisfied with the dentistry they have received	1	1	N/A	92.4%	93.1%	92.8%
% of Patients satisfied with the time they had to wait for an appointment	1	1	N/A	89.1%	88.8%	88.7%

* This is based on patients treated on this contract for their most recent course of treatment. Figures in italics indicate the base number of FP17s or Patient Questionnaire responses are less than 100. N/A is shown where the base number of responses is less than 10 during the period. % is calculated as Quantity/Base number*100

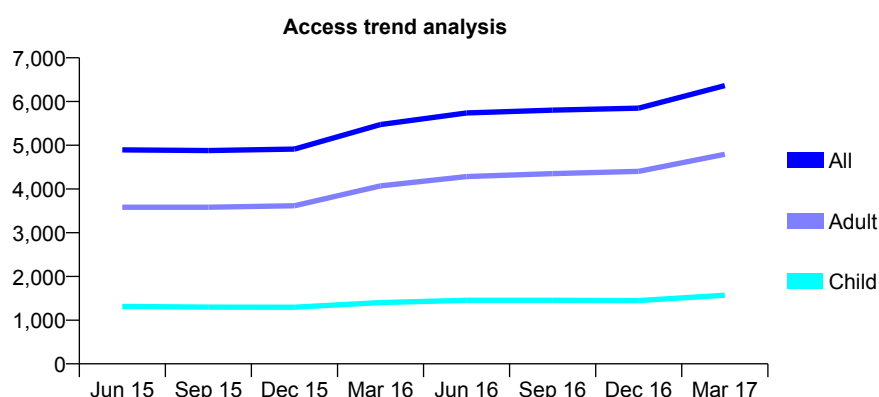
Q68 - Vital Signs At a Glance Contract Report for 157163/0001 - Year end March 2017

Name or company name	Chichester Smiles Dental Practice Ltd
Contract type name	GDS Contract
Purpose of contract	General
Contract start date	01/12/2007
Contract end date	

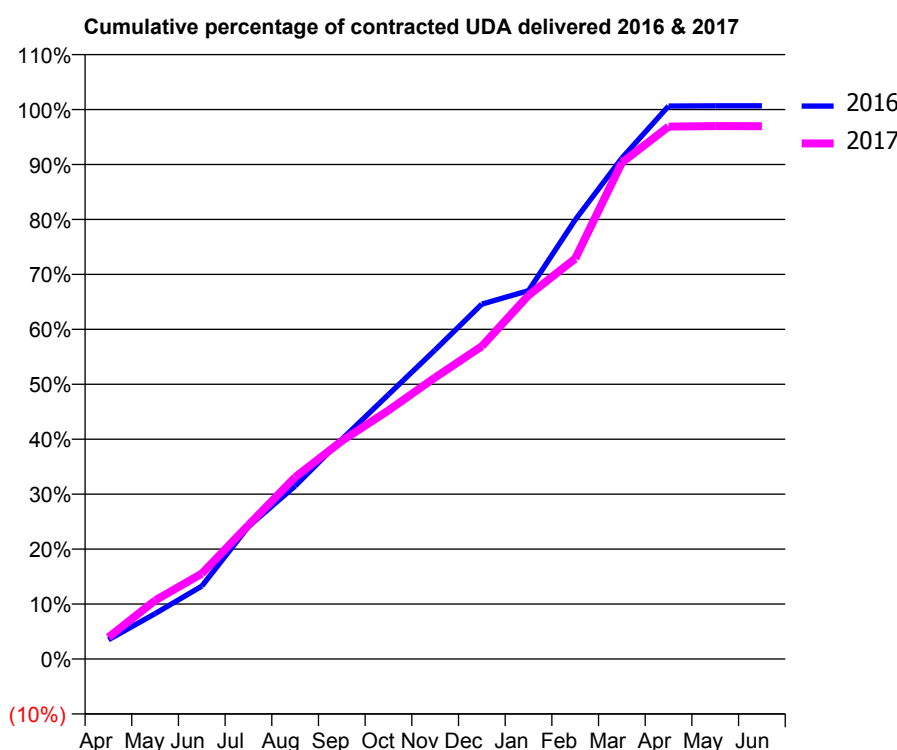
16/17 Contracted general activity (UDA)	18,324
Carry forward general activity (UDA)	-123
16/17 Contracted orthodontic activity (UOA)	0
Carry forward orthodontic activity (UOA)	0
Baseline contract value	£508,480.67

ACCESS*

Patients seen in 24 months	Total	Change since previous quarter
Quarter ending March 2016	5,472	
Quarter ending June 2016	5,738	↑
Quarter ending September 2016	5,803	→
Quarter ending December 2016	5,848	→
Quarter ending March 2017	6,363	↑
Variance since March 2016	16.3%	↑



ACTIVITY



Adjusted Scheduled Activity (UDA)		
Month	2016	2017
April	644	723
May	1,516	1,954
June	2,431	2,846
July	4,420	4,465
August	5,770	6,065
September	7,324	7,273
October	8,821	8,292
November	10,308	9,387
December	11,837	10,431
January	12,282	12,126
February	14,644	13,351
March	16,702	16,552
April	18,437	17,752
May	18,449	17,770
June	18,447	17,768

QUALITY

	Quantity	Base Number	Contract	AT	Region	England
% of FP17s for the same patient ID Re-attending within 3 months - Children	125	2,548	4.9%	9.8%	11.9%	12.3%
% of FP17s for the same patient ID Re-attending within 3 months - Adults	911	7,500	12.1%	15.9%	16.6%	16.7%
% of FP17s for the same patient ID Re-attending between 3 & 9 months - Children	1,645	2,548	64.6%	59.0%	60.2%	57.6%
% of FP17s for the same patient ID Re-attending between 3 & 9 months - Adults	4,537	7,500	60.5%	50.5%	51.5%	50.1%
% of FP17s for Band 1 Urgent Courses	826	9,931	8.3%	9.5%	9.5%	9.1%
% of FP17s Relating to Free Repair or Replacements	60	9,931	0.6%	0.6%	0.7%	0.8%
% of FP17s Relating to Continuations	45	9,931	0.5%	1.1%	1.2%	1.2%
% of Patients satisfied with the dentistry they have received	10	10	100.0%	92.4%	93.1%	92.8%
% of Patients satisfied with the time they had to wait for an appointment	10	10	100.0%	89.1%	88.8%	88.7%

* This is based on patients treated on this contract for their most recent course of treatment. Figures in italics indicate the base number of FP17s or Patient Questionnaire responses are less than 100. N/A is shown where the base number of responses is less than 10 during the period. % is calculated as Quantity/Base number*100

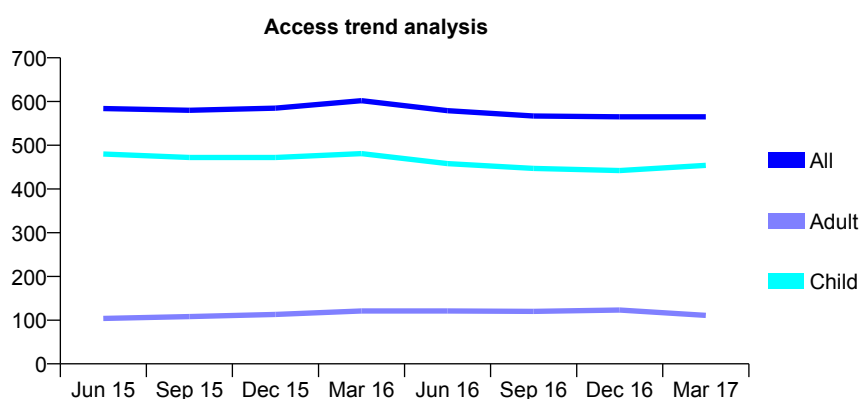
Q68 - Vital Signs At a Glance Contract Report for 157430/0001 - Year end March 2017

Name or company name	Mr R Patel & Mr S Dhanoo
Contract type name	GDS Contract
Purpose of contract	General
Contract start date	24/12/2010
Contract end date	

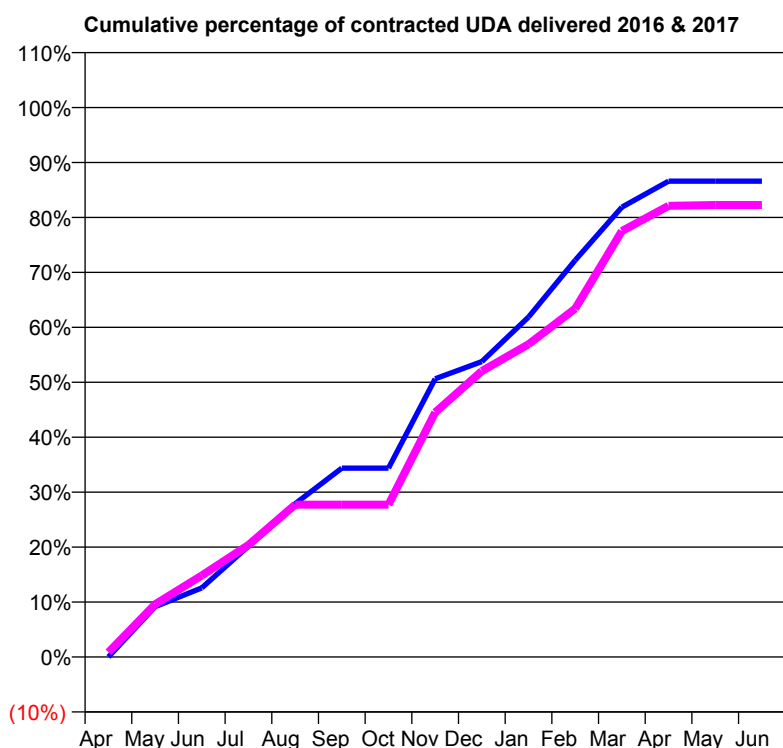
16/17 Contracted general activity (UDA)	1,400
Carry forward general activity (UDA)	0
16/17 Contracted orthodontic activity (UOA)	0
Carry forward orthodontic activity (UOA)	0
Baseline contract value	£32,590.50

ACCESS*

Patients seen in 24 months	Total	Change since previous quarter
Quarter ending March 2016	602	
Quarter ending June 2016	579	↓
Quarter ending September 2016	567	↓
Quarter ending December 2016	565	→
Quarter ending March 2017	565	→
Variance since March 2016	(6.1%)	↓



ACTIVITY



Adjusted Scheduled Activity (UDA)		
Month	2016	2017
April	0	12
May	128	134
June	176	208
July	282	286
August	391	388
September	481	388
October	481	388
November	709	623
December	753	729
January	866	797
February	1,011	888
March	1,146	1,085
April	1,212	1,150
May	1,212	1,152
June	1,212	1,152

QUALITY

	Quantity	Base Number	Contract	AT	Region	England
% of FP17s for the same patient ID Re-attending within 3 months - Children	40	759	5.3%	9.8%	11.9%	12.3%
% of FP17s for the same patient ID Re-attending within 3 months - Adults	4	80	5.0%	15.9%	16.6%	16.7%
% of FP17s for the same patient ID Re-attending between 3 & 9 months - Children	563	759	74.2%	59.0%	60.2%	57.6%
% of FP17s for the same patient ID Re-attending between 3 & 9 months - Adults	60	80	75.0%	50.5%	51.5%	50.1%
% of FP17s for Band 1 Urgent Courses	23	830	2.8%	9.5%	9.5%	9.1%
% of FP17s Relating to Free Repair or Replacements	1	830	0.1%	0.6%	0.7%	0.8%
% of FP17s Relating to Continuations	1	830	0.1%	1.1%	1.2%	1.2%
% of Patients satisfied with the dentistry they have received	0	0	N/A	92.4%	93.1%	92.8%
% of Patients satisfied with the time they had to wait for an appointment	0	0	N/A	89.1%	88.8%	88.7%

* This is based on patients treated on this contract for their most recent course of treatment. Figures in italics indicate the base number of FP17s or Patient Questionnaire responses are less than 100. N/A is shown where the base number of responses is less than 10 during the period. % is calculated as Quantity/Base number*100

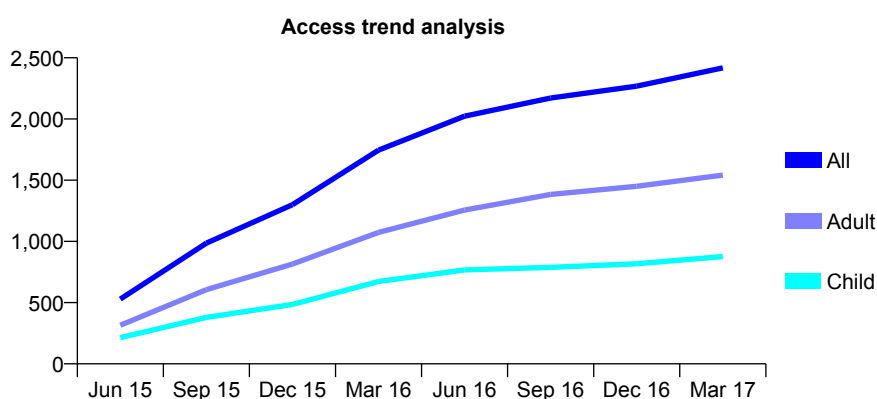
Q68 - Vital Signs At a Glance Contract Report for 157538/0001 - Year end March 2017

Name or company name	Bewbush Dental Limited
Contract type name	GDS Contract
Purpose of contract	General
Contract start date	01/04/2015
Contract end date	

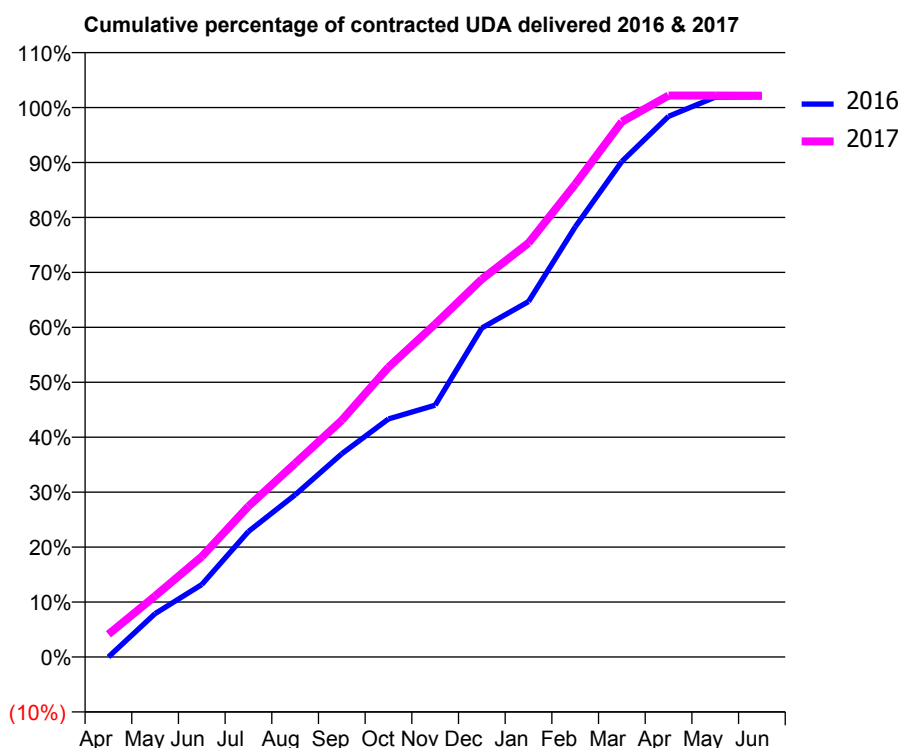
16/17 Contracted general activity (UDA)	5,265
Carry forward general activity (UDA)	-101
16/17 Contracted orthodontic activity (UOA)	0
Carry forward orthodontic activity (UOA)	0
Baseline contract value	£130,441.77

ACCESS*

Patients seen in 24 months	Total	Change since previous quarter
Quarter ending March 2016	1,746	
Quarter ending June 2016	2,023	↑
Quarter ending September 2016	2,172	↑
Quarter ending December 2016	2,268	↑
Quarter ending March 2017	2,418	↑
Variance since March 2016	38.5%	↑



ACTIVITY



Adjusted Scheduled Activity (UDA)		
Month	2016	2017
April	1	218
May	408	584
June	680	963
July	1,180	1,444
August	1,524	1,855
September	1,911	2,268
October	2,237	2,777
November	2,366	3,190
December	3,091	3,620
January	3,339	3,966
February	4,041	4,530
March	4,656	5,130
April	5,080	5,380
May	5,261	5,380
June	5,264	5,378

QUALITY

	Quantity	Base Number	Contract	AT	Region	England
% of FP17s for the same patient ID Re-attending within 3 months - Children	159	1,416	11.2%	9.8%	11.9%	12.3%
% of FP17s for the same patient ID Re-attending within 3 months - Adults	318	2,115	15.0%	15.9%	16.6%	16.7%
% of FP17s for the same patient ID Re-attending between 3 & 9 months - Children	853	1,416	60.2%	59.0%	60.2%	57.6%
% of FP17s for the same patient ID Re-attending between 3 & 9 months - Adults	1,130	2,115	53.4%	50.5%	51.5%	50.1%
% of FP17s for Band 1 Urgent Courses	287	2,781	10.3%	9.5%	9.5%	9.1%
% of FP17s Relating to Free Repair or Replacements	8	2,781	0.3%	0.6%	0.7%	0.8%
% of FP17s Relating to Continuations	0	2,781	0.0%	1.1%	1.2%	1.2%
% of Patients satisfied with the dentistry they have received	2	2	N/A	92.4%	93.1%	92.8%
% of Patients satisfied with the time they had to wait for an appointment	2	2	N/A	89.1%	88.8%	88.7%

* This is based on patients treated on this contract for their most recent course of treatment. Figures in italics indicate the base number of FP17s or Patient Questionnaire responses are less than 100. N/A is shown where the base number of responses is less than 10 during the period. % is calculated as Quantity/Base number*100

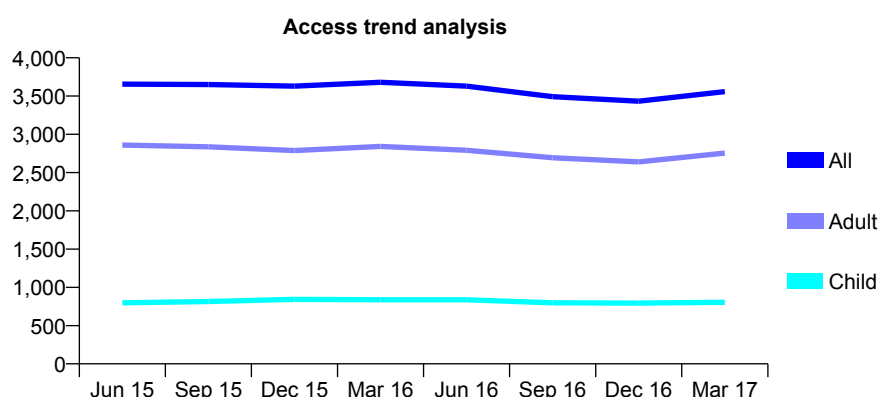
Q68 - Vital Signs At a Glance Contract Report for 158275/0001 - Year end March 2017

Name or company name	Esmail Harunani and Murtaza Kanani
Contract type name	GDS Contract
Purpose of contract	General
Contract start date	01/10/2009
Contract end date	

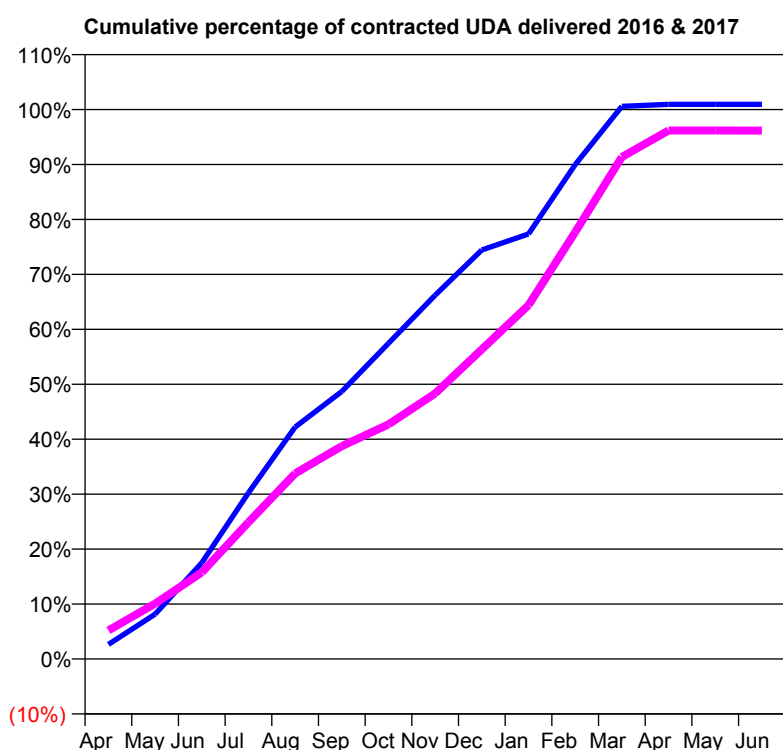
16/17 Contracted general activity (UDA)	10,150
Carry forward general activity (UDA)	-96
16/17 Contracted orthodontic activity (UOA)	0
Carry forward orthodontic activity (UOA)	0
Baseline contract value	£239,990.01

ACCESS*

Patients seen in 24 months	Total	Change since previous quarter
Quarter ending March 2016	3,680	
Quarter ending June 2016	3,629	↓
Quarter ending September 2016	3,492	↓
Quarter ending December 2016	3,433	↓
Quarter ending March 2017	3,559	↑
Variance since March 2016	(3.3%)	↓



ACTIVITY



Adjusted Scheduled Activity (UDA)		
Month	2016	2017
April	271	528
May	828	1,023
June	1,776	1,601
July	3,071	2,525
August	4,285	3,428
September	4,942	3,932
October	5,830	4,333
November	6,722	4,905
December	7,555	5,721
January	7,851	6,537
February	9,132	7,885
March	10,209	9,273
April	10,245	9,762
May	10,246	9,763
June	10,246	9,760

QUALITY

	Quantity	Base Number	Contract	AT	Region	England
% of FP17s for the same patient ID Re-attending within 3 months - Children	70	932	7.5%	9.8%	11.9%	12.3%
% of FP17s for the same patient ID Re-attending within 3 months - Adults	335	2,699	12.4%	15.9%	16.6%	16.7%
% of FP17s for the same patient ID Re-attending between 3 & 9 months - Children	412	932	44.2%	59.0%	60.2%	57.6%
% of FP17s for the same patient ID Re-attending between 3 & 9 months - Adults	1,061	2,699	39.3%	50.5%	51.5%	50.1%
% of FP17s for Band 1 Urgent Courses	438	3,754	11.7%	9.5%	9.5%	9.1%
% of FP17s Relating to Free Repair or Replacements	48	3,754	1.3%	0.6%	0.7%	0.8%
% of FP17s Relating to Continuations	65	3,754	1.7%	1.1%	1.2%	1.2%
% of Patients satisfied with the dentistry they have received	3	3	N/A	92.4%	93.1%	92.8%
% of Patients satisfied with the time they had to wait for an appointment	3	3	N/A	89.1%	88.8%	88.7%

* This is based on patients treated on this contract for their most recent course of treatment. Figures in italics indicate the base number of FP17s or Patient Questionnaire responses are less than 100. N/A is shown where the base number of responses is less than 10 during the period. % is calculated as Quantity/Base number*100

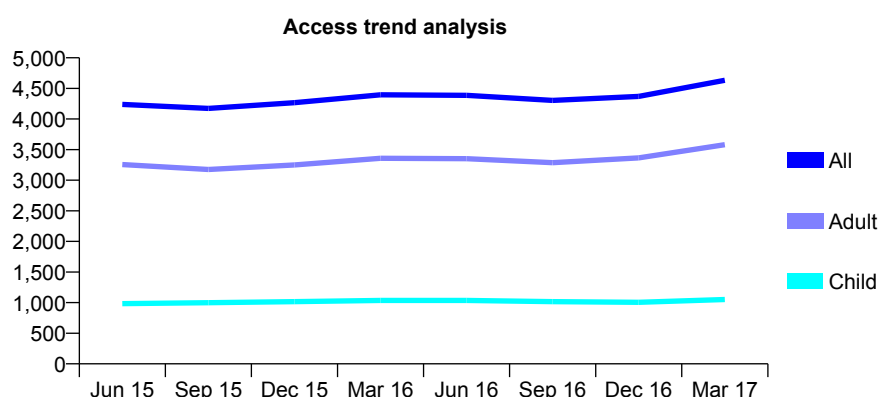
Q68 - Vital Signs At a Glance Contract Report for 158275/0002 - Year end March 2017

Name or company name	Esmail Harunani and Murtaza Kanani
Contract type name	GDS Contract
Purpose of contract	General
Contract start date	01/10/2009
Contract end date	

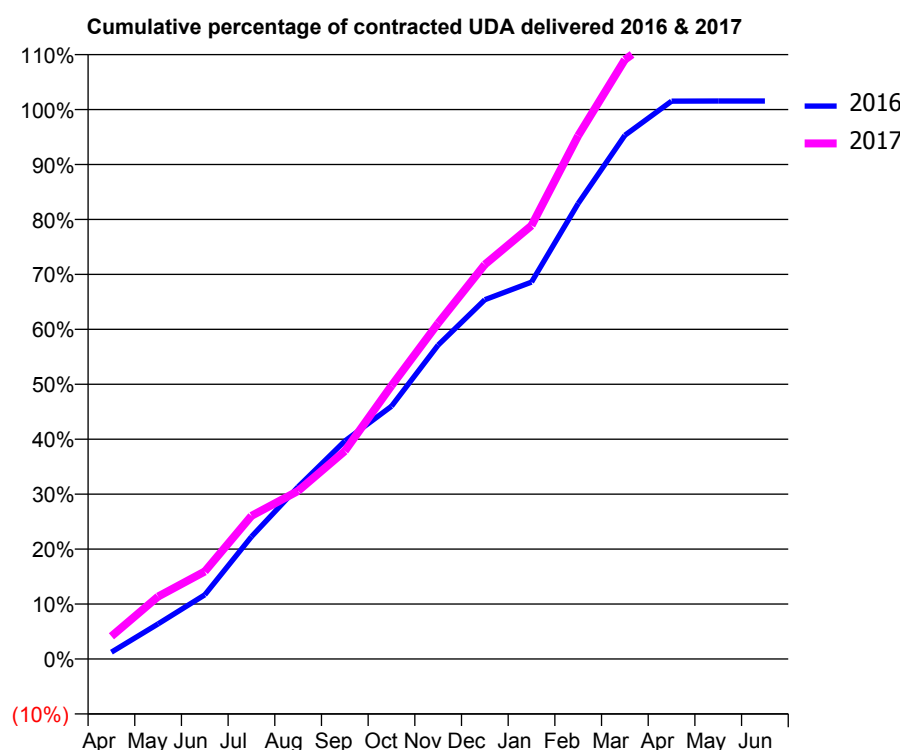
16/17 Contracted general activity (UDA)	13,900
Carry forward general activity (UDA)	-213
16/17 Contracted orthodontic activity (UOA)	0
Carry forward orthodontic activity (UOA)	0
Baseline contract value	£326,933.91

ACCESS*

Patients seen in 24 months	Total	Change since previous quarter
Quarter ending March 2016	4,396	
Quarter ending June 2016	4,386	→
Quarter ending September 2016	4,303	↓
Quarter ending December 2016	4,369	→
Quarter ending March 2017	4,632	↑
Variance since March 2016	5.4%	↑



ACTIVITY



Adjusted Scheduled Activity (UDA)		
Month	2016	2017
April	174	577
May	890	1,580
June	1,625	2,213
July	3,095	3,622
August	4,357	4,253
September	5,512	5,260
October	6,392	6,914
November	7,941	8,495
December	9,088	9,979
January	9,534	10,965
February	11,525	13,239
March	13,247	15,159
April	14,110	16,001
May	14,113	16,007
June	14,113	16,007

QUALITY

	Quantity	Base Number	Contract	AT	Region	England
% of FP17s for the same patient ID Re-attending within 3 months - Children	88	1,442	6.1%	9.8%	11.9%	12.3%
% of FP17s for the same patient ID Re-attending within 3 months - Adults	850	4,955	17.2%	15.9%	16.6%	16.7%
% of FP17s for the same patient ID Re-attending between 3 & 9 months - Children	816	1,442	56.6%	59.0%	60.2%	57.6%
% of FP17s for the same patient ID Re-attending between 3 & 9 months - Adults	2,402	4,955	48.5%	50.5%	51.5%	50.1%
% of FP17s for Band 1 Urgent Courses	639	5,541	11.5%	9.5%	9.5%	9.1%
% of FP17s Relating to Free Repair or Replacements	6	5,541	0.1%	0.6%	0.7%	0.8%
% of FP17s Relating to Continuations	32	5,541	0.6%	1.1%	1.2%	1.2%
% of Patients satisfied with the dentistry they have received	8	8	N/A	92.4%	93.1%	92.8%
% of Patients satisfied with the time they had to wait for an appointment	6	8	N/A	89.1%	88.8%	88.7%

* This is based on patients treated on this contract for their most recent course of treatment. Figures in italics indicate the base number of FP17s or Patient Questionnaire responses are less than 100. N/A is shown where the base number of responses is less than 10 during the period. % is calculated as Quantity/Base number*100

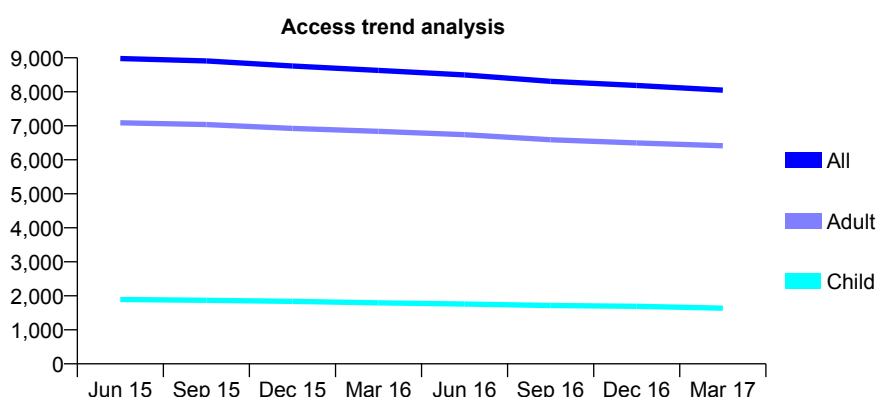
Q68 - Vital Signs At a Glance Contract Report for 160237/0001 - Year end March 2017

Name or company name	Five Rivers Dental Ltd
Contract type name	GDS Contract
Purpose of contract	General
Contract start date	01/10/2008
Contract end date	

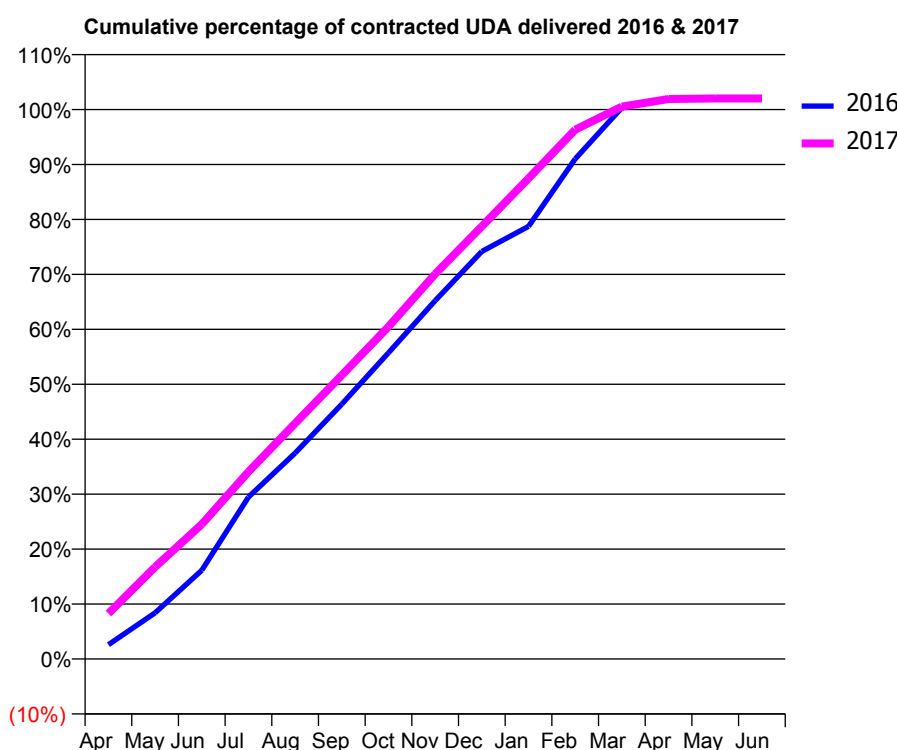
16/17 Contracted general activity (UDA)	22,127
Carry forward general activity (UDA)	-443
16/17 Contracted orthodontic activity (UOA)	0
Carry forward orthodontic activity (UOA)	0
Baseline contract value	£593,274.88

ACCESS*

Patients seen in 24 months	Total	Change since previous quarter
Quarter ending March 2016	8,630	
Quarter ending June 2016	8,495	↓
Quarter ending September 2016	8,306	↓
Quarter ending December 2016	8,187	↓
Quarter ending March 2017	8,050	↓
Variance since March 2016	(6.7%)	↓



ACTIVITY



Adjusted Scheduled Activity (UDA)		
Month	2016	2017
April	575	1,831
May	1,860	3,706
June	3,572	5,427
July	6,521	7,540
August	8,292	9,490
September	10,263	11,431
October	12,329	13,382
November	14,432	15,502
December	16,413	17,420
January	17,422	19,353
February	20,137	21,312
March	22,200	22,245
April	22,557	22,549
May	22,546	22,569
June	22,571	22,570

QUALITY

	Quantity	Base Number	Contract	AT	Region	England
% of FP17s for the same patient ID Re-attending within 3 months - Children	152	2,846	5.3%	9.8%	11.9%	12.3%
% of FP17s for the same patient ID Re-attending within 3 months - Adults	1,321	9,721	13.6%	15.9%	16.6%	16.7%
% of FP17s for the same patient ID Re-attending between 3 & 9 months - Children	2,084	2,846	73.2%	59.0%	60.2%	57.6%
% of FP17s for the same patient ID Re-attending between 3 & 9 months - Adults	5,966	9,721	61.4%	50.5%	51.5%	50.1%
% of FP17s for Band 1 Urgent Courses	705	12,575	5.6%	9.5%	9.5%	9.1%
% of FP17s Relating to Free Repair or Replacements	69	12,575	0.5%	0.6%	0.7%	0.8%
% of FP17s Relating to Continuations	223	12,575	1.8%	1.1%	1.2%	1.2%
% of Patients satisfied with the dentistry they have received	16	18	88.9%	92.4%	93.1%	92.8%
% of Patients satisfied with the time they had to wait for an appointment	16	18	88.9%	89.1%	88.8%	88.7%

* This is based on patients treated on this contract for their most recent course of treatment. Figures in italics indicate the base number of FP17s or Patient Questionnaire responses are less than 100. N/A is shown where the base number of responses is less than 10 during the period. % is calculated as Quantity/Base number*100

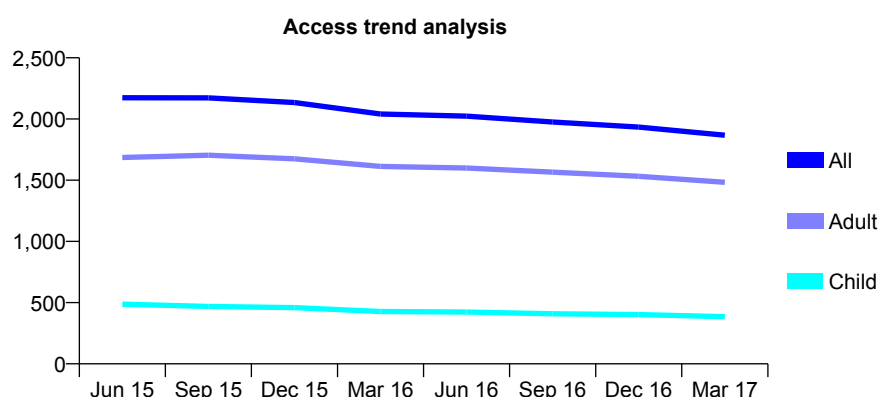
Q68 - Vital Signs At a Glance Contract Report for 160237/0002 - Year end March 2017

Name or company name	Five Rivers Dental Ltd
Contract type name	GDS Contract
Purpose of contract	General
Contract start date	01/10/2008
Contract end date	

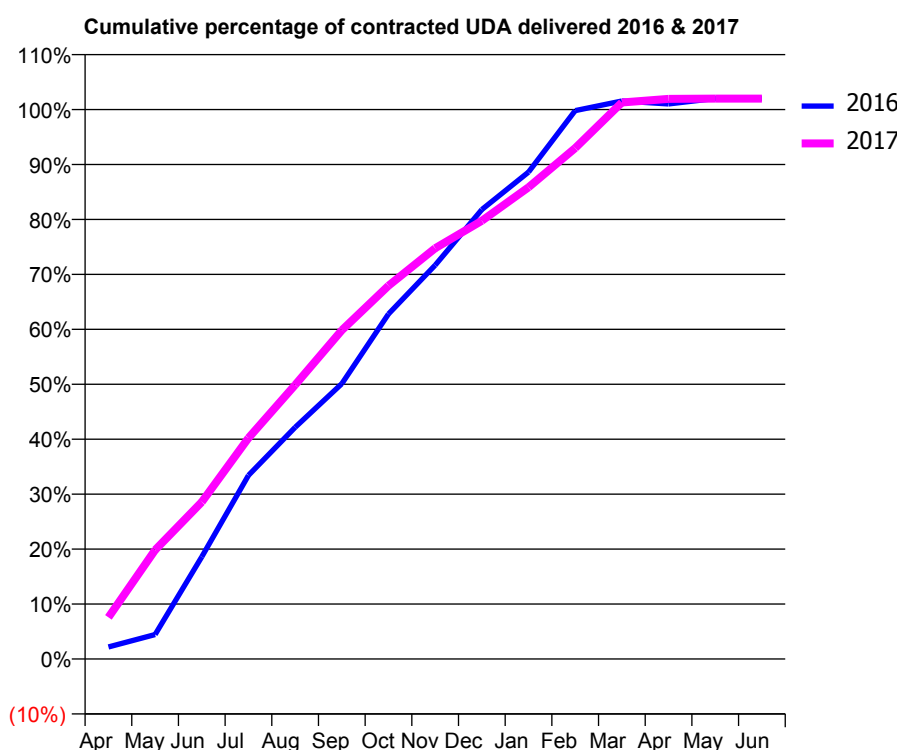
16/17 Contracted general activity (UDA)	4,800
Carry forward general activity (UDA)	-96
16/17 Contracted orthodontic activity (UOA)	0
Carry forward orthodontic activity (UOA)	0
Baseline contract value	£133,659.43

ACCESS*

Patients seen in 24 months	Total	Change since previous quarter
Quarter ending March 2016	2,041	
Quarter ending June 2016	2,023	→
Quarter ending September 2016	1,975	↓
Quarter ending December 2016	1,934	↓
Quarter ending March 2017	1,868	↓
Variance since March 2016	(8.5%)	↓



ACTIVITY



Month	Adjusted Scheduled Activity (UDA)	
	2016	2017
April	106	364
May	214	952
June	893	1,372
July	1,605	1,930
August	2,024	2,394
September	2,405	2,872
October	3,014	3,261
November	3,440	3,588
December	3,926	3,828
January	4,254	4,120
February	4,791	4,463
March	4,874	4,862
April	4,848	4,893
May	4,896	4,896
June	4,896	4,896

QUALITY

	Quantity	Base Number	Contract	AT	Region	England
% of FP17s for the same patient ID Re-attending within 3 months - Children	35	608	5.8%	9.8%	11.9%	12.3%
% of FP17s for the same patient ID Re-attending within 3 months - Adults	241	2,222	10.8%	15.9%	16.6%	16.7%
% of FP17s for the same patient ID Re-attending between 3 & 9 months - Children	371	608	61.0%	59.0%	60.2%	57.6%
% of FP17s for the same patient ID Re-attending between 3 & 9 months - Adults	1,329	2,222	59.8%	50.5%	51.5%	50.1%
% of FP17s for Band 1 Urgent Courses	203	2,830	7.2%	9.5%	9.5%	9.1%
% of FP17s Relating to Free Repair or Replacements	26	2,830	0.9%	0.6%	0.7%	0.8%
% of FP17s Relating to Continuations	22	2,830	0.8%	1.1%	1.2%	1.2%
% of Patients satisfied with the dentistry they have received	5	5	N/A	92.4%	93.1%	92.8%
% of Patients satisfied with the time they had to wait for an appointment	4	5	N/A	89.1%	88.8%	88.7%

* This is based on patients treated on this contract for their most recent course of treatment. Figures in italics indicate the base number of FP17s or Patient Questionnaire responses are less than 100. N/A is shown where the base number of responses is less than 10 during the period. % is calculated as Quantity/Base number*100

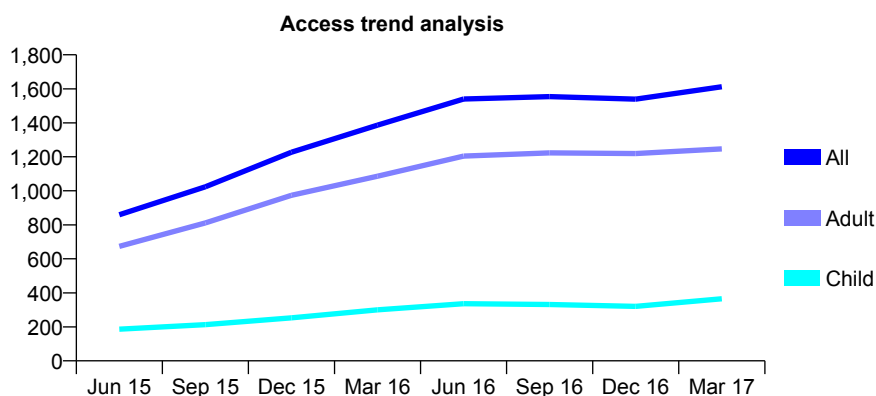
Q68 - Vital Signs At a Glance Contract Report for 160482/0001 - Year end March 2017

Name or company name	Mr W Clinton, Mr Y Noorani and Miss M No
Contract type name	GDS Contract
Purpose of contract	General
Contract start date	01/11/2014
Contract end date	

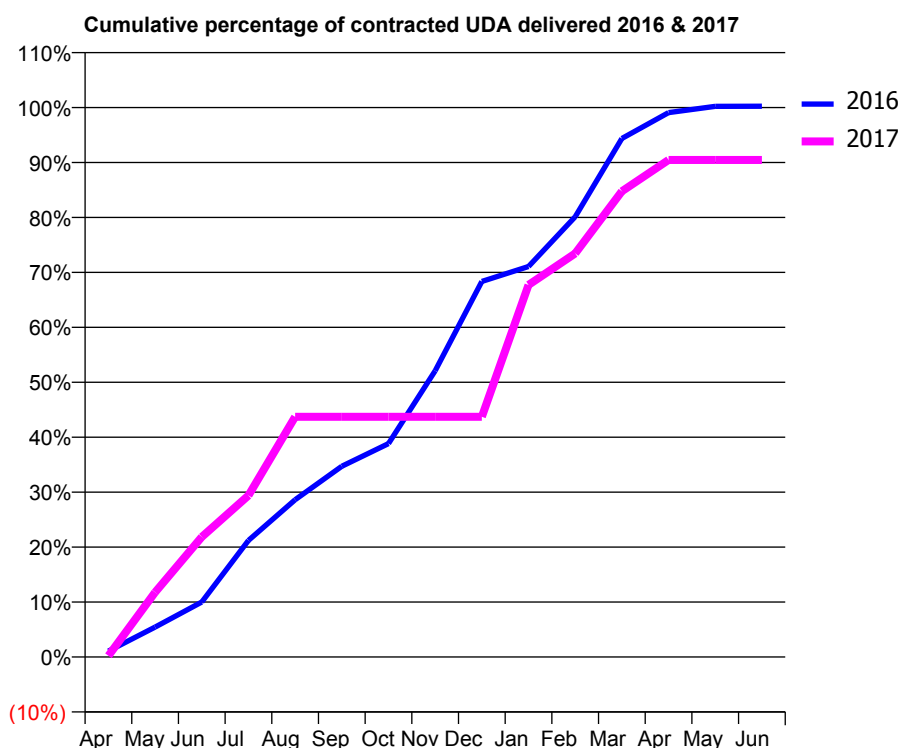
16/17 Contracted general activity (UDA)	6,187
Carry forward general activity (UDA)	-15
16/17 Contracted orthodontic activity (UOA)	0
Carry forward orthodontic activity (UOA)	0
Baseline contract value	£141,113.84

ACCESS*

Patients seen in 24 months	Total	Change since previous quarter
Quarter ending March 2016	1,386	
Quarter ending June 2016	1,540	↑
Quarter ending September 2016	1,554	→
Quarter ending December 2016	1,539	→
Quarter ending March 2017	1,612	↑
Variance since March 2016	16.3%	↑



ACTIVITY



Adjusted Scheduled Activity (UDA)		
Month	2016	2017
April	66	15
May	338	730
June	619	1,352
July	1,312	1,820
August	1,771	2,705
September	2,148	2,705
October	2,403	2,705
November	3,222	2,705
December	4,229	2,705
January	4,397	4,189
February	4,957	4,544
March	5,838	5,244
April	6,130	5,596
May	6,201	5,596
June	6,202	5,596

QUALITY

	Quantity	Base Number	Contract	AT	Region	England
% of FP17s for the same patient ID Re-attending within 3 months - Children	68	499	13.6%	9.8%	11.9%	12.3%
% of FP17s for the same patient ID Re-attending within 3 months - Adults	406	1,715	23.7%	15.9%	16.6%	16.7%
% of FP17s for the same patient ID Re-attending between 3 & 9 months - Children	199	499	39.9%	59.0%	60.2%	57.6%
% of FP17s for the same patient ID Re-attending between 3 & 9 months - Adults	698	1,715	40.7%	50.5%	51.5%	50.1%
% of FP17s for Band 1 Urgent Courses	414	2,230	18.6%	9.5%	9.5%	9.1%
% of FP17s Relating to Free Repair or Replacements	14	2,230	0.6%	0.6%	0.7%	0.8%
% of FP17s Relating to Continuations	9	2,230	0.4%	1.1%	1.2%	1.2%
% of Patients satisfied with the dentistry they have received	1	2	N/A	92.4%	93.1%	92.8%
% of Patients satisfied with the time they had to wait for an appointment	2	2	N/A	89.1%	88.8%	88.7%

* This is based on patients treated on this contract for their most recent course of treatment. Figures in italics indicate the base number of FP17s or Patient Questionnaire responses are less than 100. N/A is shown where the base number of responses is less than 10 during the period. % is calculated as Quantity/Base number*100

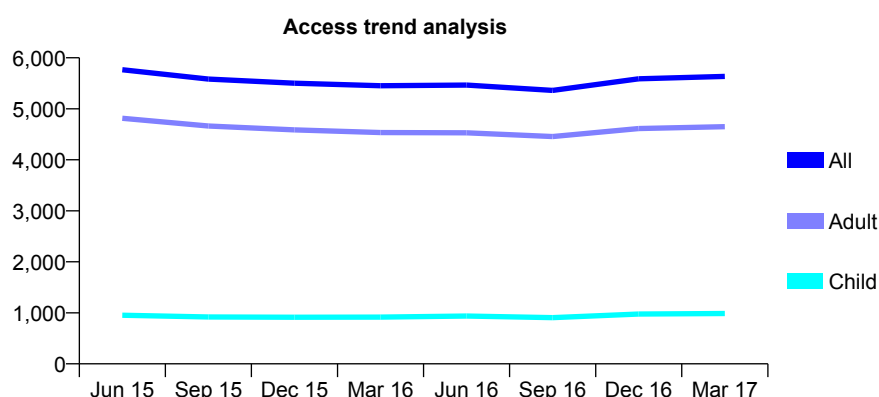
Q68 - Vital Signs At a Glance Contract Report for 161098/0001 - Year end March 2017

Name or company name	Mr A Fridmann and Mr A Pangotra
Contract type name	GDS Contract
Purpose of contract	General
Contract start date	17/12/2012
Contract end date	

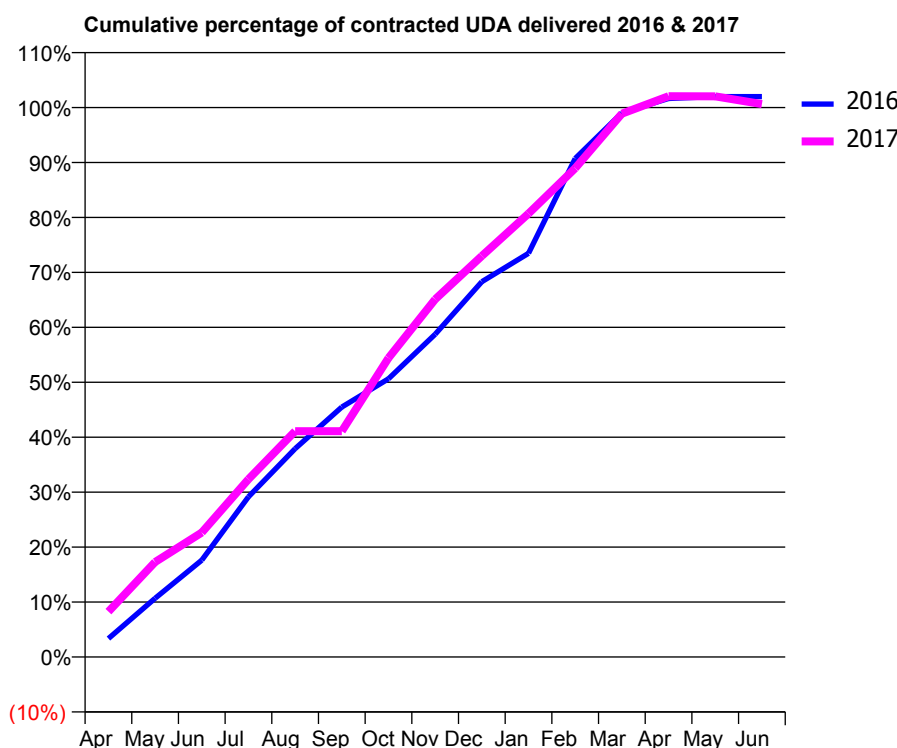
16/17 Contracted general activity (UDA)	18,150
Carry forward general activity (UDA)	-359
16/17 Contracted orthodontic activity (UOA)	0
Carry forward orthodontic activity (UOA)	0
Baseline contract value	£535,561.29

ACCESS*

Patients seen in 24 months	Total	Change since previous quarter
Quarter ending March 2016	5,451	
Quarter ending June 2016	5,466	→
Quarter ending September 2016	5,361	↓
Quarter ending December 2016	5,589	↑
Quarter ending March 2017	5,636	→
Variance since March 2016	3.4%	↑



ACTIVITY



Month	Adjusted Scheduled Activity (UDA)	
	2016	2017
April	612	1,499
May	1,940	3,136
June	3,199	4,112
July	5,293	5,871
August	6,884	7,457
September	8,256	7,457
October	9,191	9,878
November	10,663	11,813
December	12,396	13,245
January	13,334	14,648
February	16,467	16,144
March	17,974	17,946
April	18,449	18,524
May	18,509	18,520
June	18,509	18,261

QUALITY

	Quantity	Base Number	Contract	AT	Region	England
% of FP17s for the same patient ID Re-attending within 3 months - Children	128	1,590	8.1%	9.8%	11.9%	12.3%
% of FP17s for the same patient ID Re-attending within 3 months - Adults	1,113	6,653	16.7%	15.9%	16.6%	16.7%
% of FP17s for the same patient ID Re-attending between 3 & 9 months - Children	895	1,590	56.3%	59.0%	60.2%	57.6%
% of FP17s for the same patient ID Re-attending between 3 & 9 months - Adults	3,196	6,653	48.0%	50.5%	51.5%	50.1%
% of FP17s for Band 1 Urgent Courses	491	8,157	6.0%	9.5%	9.5%	9.1%
% of FP17s Relating to Free Repair or Replacements	64	8,157	0.8%	0.6%	0.7%	0.8%
% of FP17s Relating to Continuations	330	8,157	4.0%	1.1%	1.2%	1.2%
% of Patients satisfied with the dentistry they have received	15	17	88.2%	92.4%	93.1%	92.8%
% of Patients satisfied with the time they had to wait for an appointment	15	17	88.2%	89.1%	88.8%	88.7%

* This is based on patients treated on this contract for their most recent course of treatment. Figures in italics indicate the base number of FP17s or Patient Questionnaire responses are less than 100. N/A is shown where the base number of responses is less than 10 during the period. % is calculated as Quantity/Base number*100

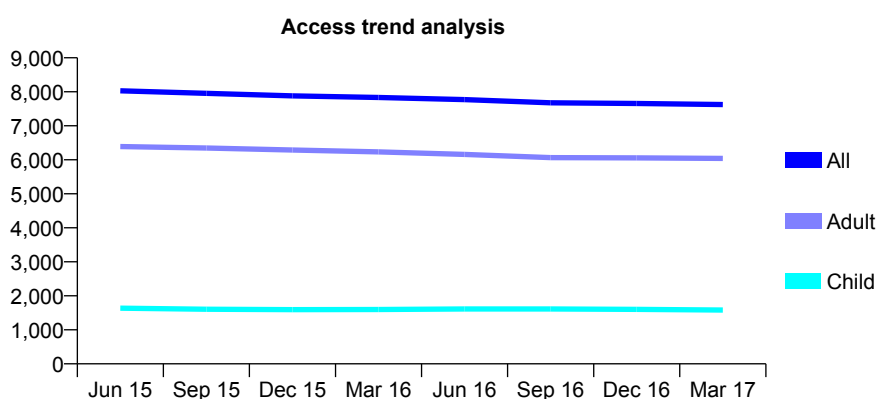
Q68 - Vital Signs At a Glance Contract Report for 161322/0001 - Year end March 2017

Name or company name	NORTH LAINES DENTAL PRACTICE
Contract type name	GDS Contract
Purpose of contract	General
Contract start date	01/04/2008
Contract end date	

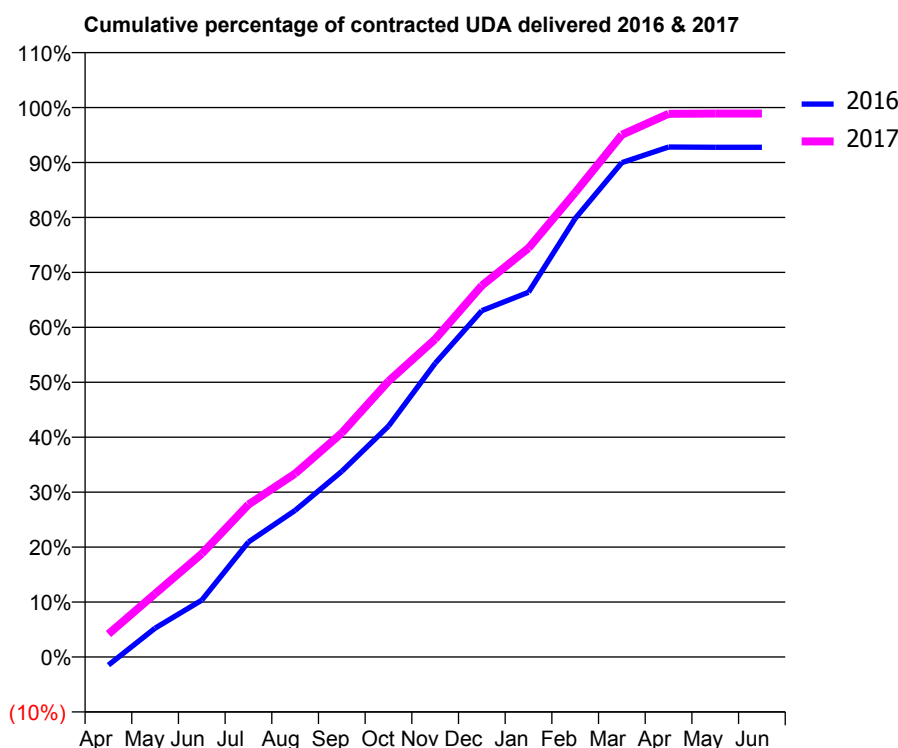
16/17 Contracted general activity (UDA)	25,769
Carry forward general activity (UDA)	0
16/17 Contracted orthodontic activity (UOA)	0
Carry forward orthodontic activity (UOA)	0
Baseline contract value	£731,429.80

ACCESS*

Patients seen in 24 months	Total	Change since previous quarter
Quarter ending March 2016	7,832	
Quarter ending June 2016	7,769	→
Quarter ending September 2016	7,677	↓
Quarter ending December 2016	7,658	→
Quarter ending March 2017	7,624	→
Variance since March 2016	(2.7%)	↓



ACTIVITY



Adjusted Scheduled Activity (UDA)		
Month	2016	2017
April	-382	1,082
May	1,355	2,967
June	2,666	4,841
July	5,391	7,153
August	6,876	8,603
September	8,706	10,506
October	10,826	12,934
November	13,774	14,903
December	16,244	17,417
January	17,107	19,177
February	20,564	21,786
March	23,185	24,493
April	23,915	25,476
May	23,905	25,486
June	23,905	25,485

QUALITY

	Quantity	Base Number	Contract	AT	Region	England
% of FP17s for the same patient ID Re-attending within 3 months - Children	259	2,278	11.4%	9.8%	11.9%	12.3%
% of FP17s for the same patient ID Re-attending within 3 months - Adults	1,942	8,320	23.3%	15.9%	16.6%	16.7%
% of FP17s for the same patient ID Re-attending between 3 & 9 months - Children	1,184	2,278	52.0%	59.0%	60.2%	57.6%
% of FP17s for the same patient ID Re-attending between 3 & 9 months - Adults	3,320	8,320	39.9%	50.5%	51.5%	50.1%
% of FP17s for Band 1 Urgent Courses	1,773	10,710	16.6%	9.5%	9.5%	9.1%
% of FP17s Relating to Free Repair or Replacements	134	10,710	1.3%	0.6%	0.7%	0.8%
% of FP17s Relating to Continuations	127	10,710	1.2%	1.1%	1.2%	1.2%
% of Patients satisfied with the dentistry they have received	14	14	100.0%	92.4%	93.1%	92.8%
% of Patients satisfied with the time they had to wait for an appointment	13	14	92.9%	89.1%	88.8%	88.7%

* This is based on patients treated on this contract for their most recent course of treatment. Figures in italics indicate the base number of FP17s or Patient Questionnaire responses are less than 100. N/A is shown where the base number of responses is less than 10 during the period. % is calculated as Quantity/Base number*100

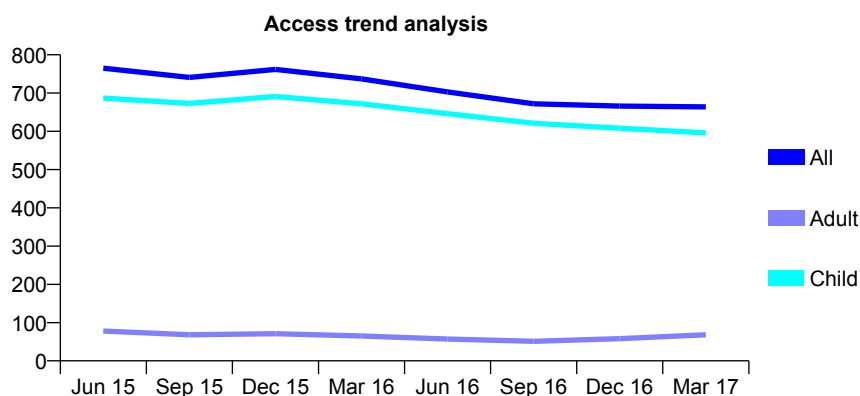
Q68 - Vital Signs At a Glance Contract Report for 162108/0001 - Year end March 2017

Name or company name	Mr M Clery and Ms R Amlani
Contract type name	GDS Contract
Purpose of contract	General
Contract start date	01/04/2010
Contract end date	

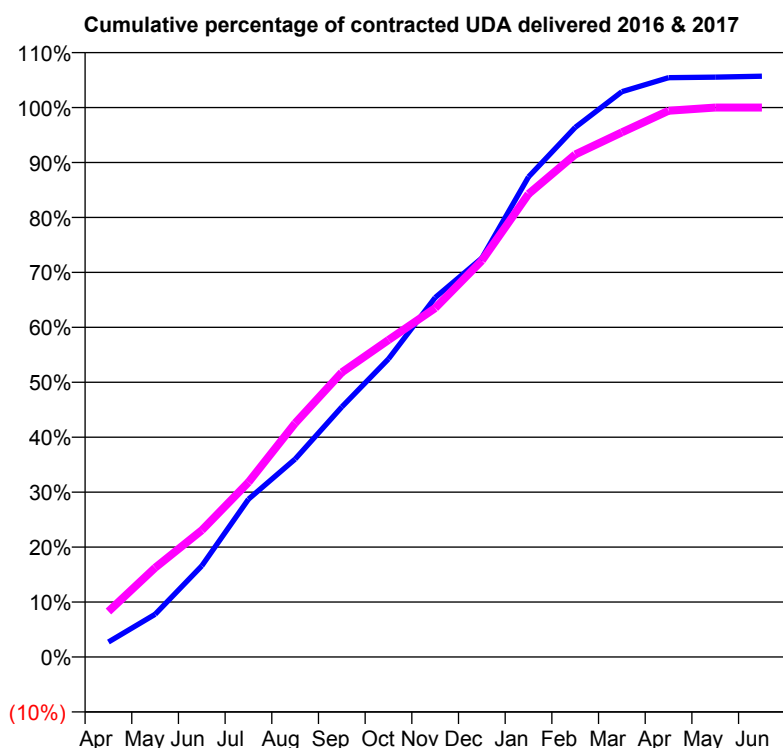
16/17 Contracted general activity (UDA)	1,170
Carry forward general activity (UDA)	-23
16/17 Contracted orthodontic activity (UOA)	0
Carry forward orthodontic activity (UOA)	0
Baseline contract value	£29,804.31

ACCESS*

Patients seen in 24 months	Total	Change since previous quarter
Quarter ending March 2016	737	
Quarter ending June 2016	703	↓
Quarter ending September 2016	672	↓
Quarter ending December 2016	666	→
Quarter ending March 2017	664	→
Variance since March 2016	(9.9%)	↓



ACTIVITY



Month	Adjusted Scheduled Activity (UDA)	
	2016	2017
April	32	97
May	91	190
June	194	270
July	336	372
August	421	498
September	532	606
October	635	675
November	765	743
December	849	844
January	1,022	986
February	1,128	1,070
March	1,204	1,117
April	1,234	1,163
May	1,235	1,170
June	1,237	1,170

QUALITY

	Quantity	Base Number	Contract	AT	Region	England
% of FP17s for the same patient ID Re-attending within 3 months - Children	34	879	3.9%	9.8%	11.9%	12.3%
% of FP17s for the same patient ID Re-attending within 3 months - Adults	1	34	2.9%	15.9%	16.6%	16.7%
% of FP17s for the same patient ID Re-attending between 3 & 9 months - Children	619	879	70.4%	59.0%	60.2%	57.6%
% of FP17s for the same patient ID Re-attending between 3 & 9 months - Adults	25	34	73.5%	50.5%	51.5%	50.1%
% of FP17s for Band 1 Urgent Courses	0	918	0.0%	9.5%	9.5%	9.1%
% of FP17s Relating to Free Repair or Replacements	0	918	0.0%	0.6%	0.7%	0.8%
% of FP17s Relating to Continuations	0	918	0.0%	1.1%	1.2%	1.2%
% of Patients satisfied with the dentistry they have received	0	0	N/A	92.4%	93.1%	92.8%
% of Patients satisfied with the time they had to wait for an appointment	0	0	N/A	89.1%	88.8%	88.7%

* This is based on patients treated on this contract for their most recent course of treatment. Figures in italics indicate the base number of FP17s or Patient Questionnaire responses are less than 100. N/A is shown where the base number of responses is less than 10 during the period. % is calculated as Quantity/Base number*100

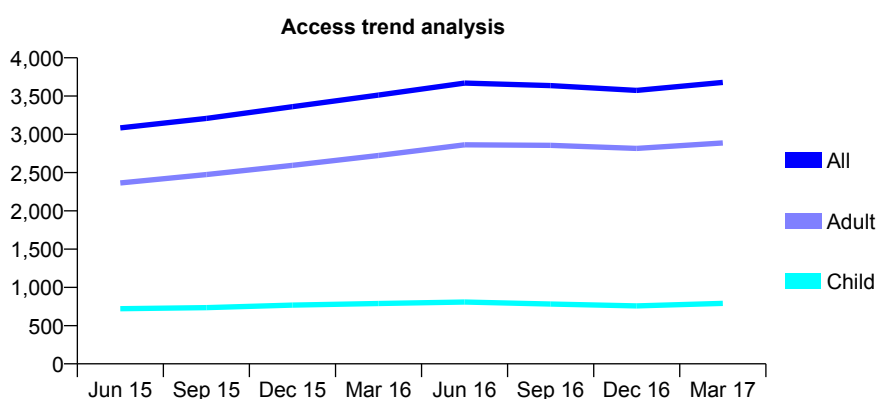
Q68 - Vital Signs At a Glance Contract Report for 162434/0001 - Year end March 2017

Name or company name	Mr A Eyrumlu, Mr M Eyrumlu & Mr M Darat
Contract type name	GDS Contract
Purpose of contract	General
Contract start date	01/08/2014
Contract end date	

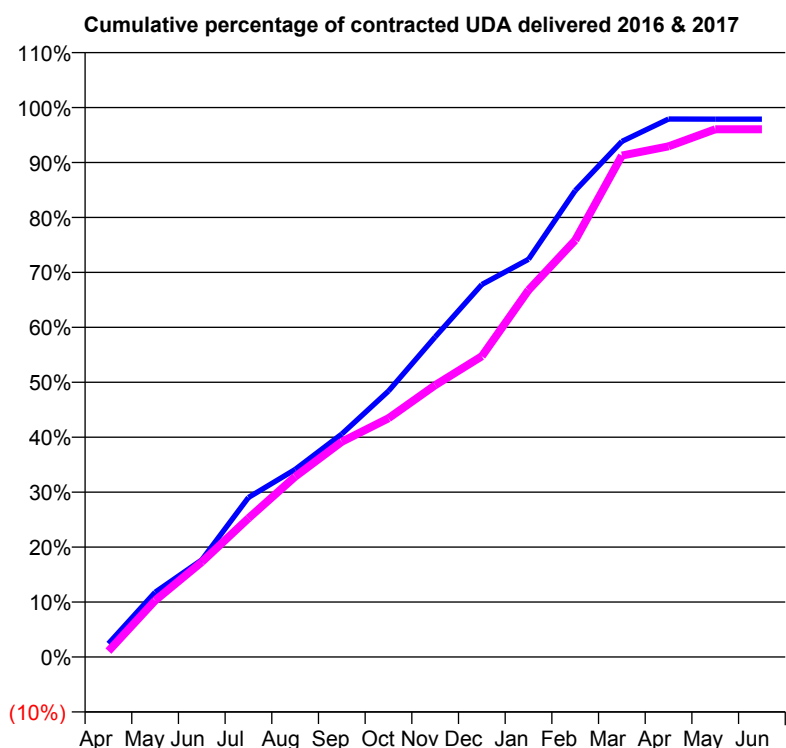
16/17 Contracted general activity (UDA)	13,000
Carry forward general activity (UDA)	275
16/17 Contracted orthodontic activity (UOA)	0
Carry forward orthodontic activity (UOA)	0
Baseline contract value	£359,336.64

ACCESS*

Patients seen in 24 months	Total	Change since previous quarter
Quarter ending March 2016	3,513	
Quarter ending June 2016	3,670	↑
Quarter ending September 2016	3,637	→
Quarter ending December 2016	3,574	↓
Quarter ending March 2017	3,679	↑
Variance since March 2016	4.7%	↑



ACTIVITY



Month	Adjusted Scheduled Activity (UDA)	
	2016	2017
April	317	141
May	1,533	1,335
June	2,298	2,249
July	3,773	3,284
August	4,438	4,267
September	5,277	5,092
October	6,293	5,649
November	7,572	6,430
December	8,813	7,116
January	9,410	8,681
February	11,034	9,859
March	12,196	11,862
April	12,727	12,079
May	12,724	12,486
June	12,725	12,486

QUALITY

	Quantity	Base Number	Contract	AT	Region	England
% of FP17s for the same patient ID Re-attending within 3 months - Children	58	1,170	5.0%	9.8%	11.9%	12.3%
% of FP17s for the same patient ID Re-attending within 3 months - Adults	511	4,253	12.0%	15.9%	16.6%	16.7%
% of FP17s for the same patient ID Re-attending between 3 & 9 months - Children	658	1,170	56.2%	59.0%	60.2%	57.6%
% of FP17s for the same patient ID Re-attending between 3 & 9 months - Adults	2,269	4,253	53.4%	50.5%	51.5%	50.1%
% of FP17s for Band 1 Urgent Courses	310	5,488	5.6%	9.5%	9.5%	9.1%
% of FP17s Relating to Free Repair or Replacements	22	5,488	0.4%	0.6%	0.7%	0.8%
% of FP17s Relating to Continuations	133	5,488	2.4%	1.1%	1.2%	1.2%
% of Patients satisfied with the dentistry they have received	14	15	93.3%	92.4%	93.1%	92.8%
% of Patients satisfied with the time they had to wait for an appointment	14	15	93.3%	89.1%	88.8%	88.7%

* This is based on patients treated on this contract for their most recent course of treatment. Figures in italics indicate the base number of FP17s or Patient Questionnaire responses are less than 100. N/A is shown where the base number of responses is less than 10 during the period. % is calculated as Quantity/Base number*100

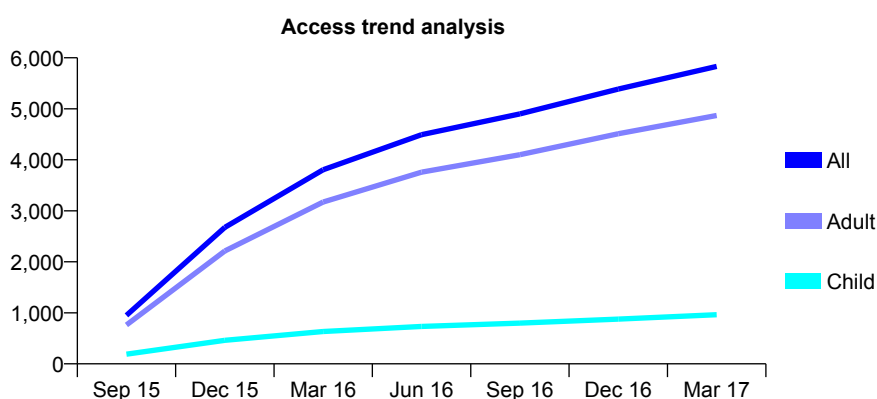
Q68 - Vital Signs At a Glance Contract Report for 162531/0001 - Year end March 2017

Name or company name	The Dental Surgery Partnership
Contract type name	GDS Contract
Purpose of contract	General
Contract start date	01/08/2015
Contract end date	

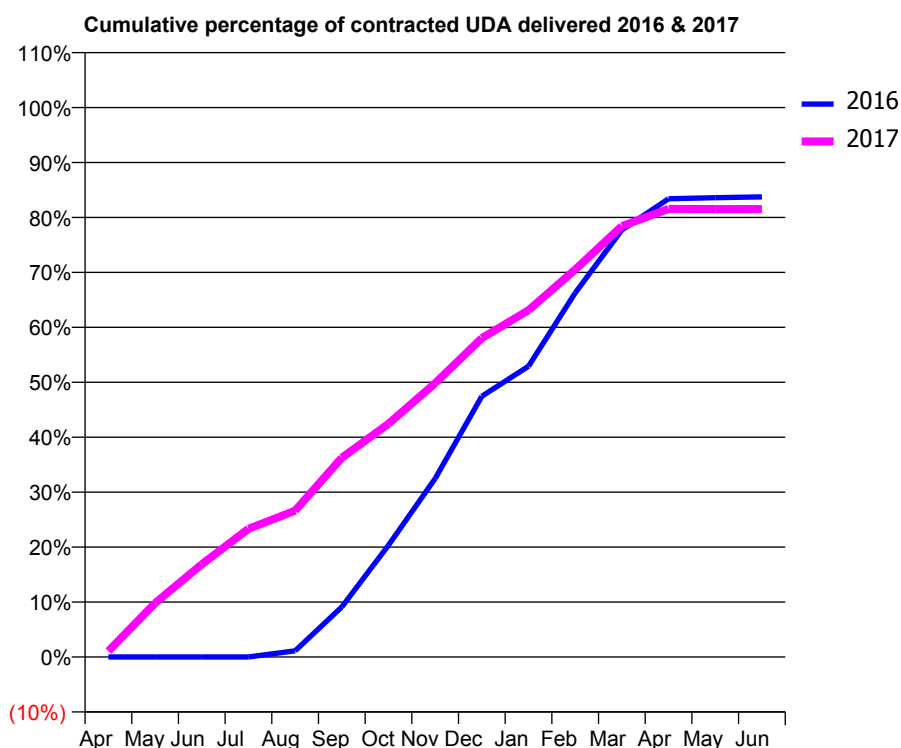
16/17 Contracted general activity (UDA)	21,012
Carry forward general activity (UDA)	739
16/17 Contracted orthodontic activity (UOA)	0
Carry forward orthodontic activity (UOA)	0
Baseline contract value	£539,690.44

ACCESS*

Patients seen in 24 months	Total	Change since previous quarter
Quarter ending March 2016	3,806	
Quarter ending June 2016	4,492	↑
Quarter ending September 2016	4,900	↑
Quarter ending December 2016	5,388	↑
Quarter ending March 2017	5,831	↑
Variance since March 2016	53.2%	↑



ACTIVITY



Month	Adjusted Scheduled Activity (UDA)	
	2016	2017
April	0	227
May	0	2,064
June	0	3,545
July	0	4,904
August	158	5,595
September	1,276	7,620
October	2,852	8,918
November	4,552	10,470
December	6,647	12,194
January	7,413	13,258
February	9,283	14,816
March	10,886	16,479
April	11,683	17,136
May	11,710	17,130
June	11,730	17,130

QUALITY

	Quantity	Base Number	Contract	AT	Region	England
% of FP17s for the same patient ID Re-attending within 3 months - Children	83	1,292	6.4%	9.8%	11.9%	12.3%
% of FP17s for the same patient ID Re-attending within 3 months - Adults	1,158	6,822	17.0%	15.9%	16.6%	16.7%
% of FP17s for the same patient ID Re-attending between 3 & 9 months - Children	632	1,292	48.9%	59.0%	60.2%	57.6%
% of FP17s for the same patient ID Re-attending between 3 & 9 months - Adults	2,996	6,822	43.9%	50.5%	51.5%	50.1%
% of FP17s for Band 1 Urgent Courses	701	8,098	8.7%	9.5%	9.5%	9.1%
% of FP17s Relating to Free Repair or Replacements	24	8,098	0.3%	0.6%	0.7%	0.8%
% of FP17s Relating to Continuations	245	8,098	3.0%	1.1%	1.2%	1.2%
% of Patients satisfied with the dentistry they have received	11	12	91.7%	92.4%	93.1%	92.8%
% of Patients satisfied with the time they had to wait for an appointment	9	12	75.0%	89.1%	88.8%	88.7%

* This is based on patients treated on this contract for their most recent course of treatment. Figures in italics indicate the base number of FP17s or Patient Questionnaire responses are less than 100. N/A is shown where the base number of responses is less than 10 during the period. % is calculated as Quantity/Base number*100

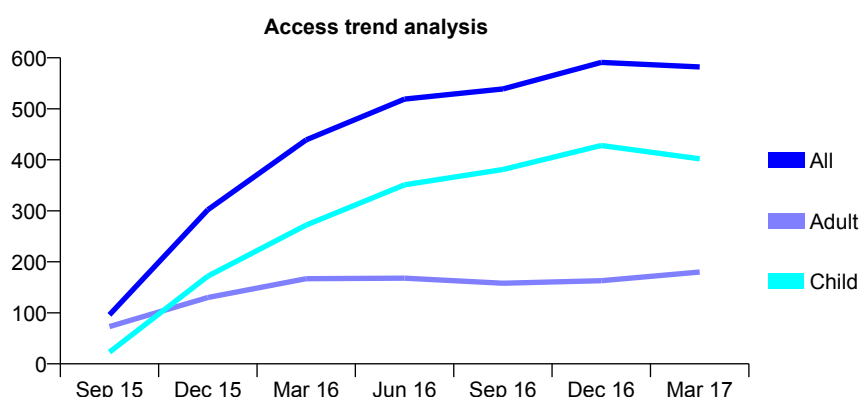
Q68 - Vital Signs At a Glance Contract Report for 162639/0001 - Year end March 2017

Name or company name	MR M SEIFOURI
Contract type name	GDS Contract
Purpose of contract	General
Contract start date	01/09/2015
Contract end date	

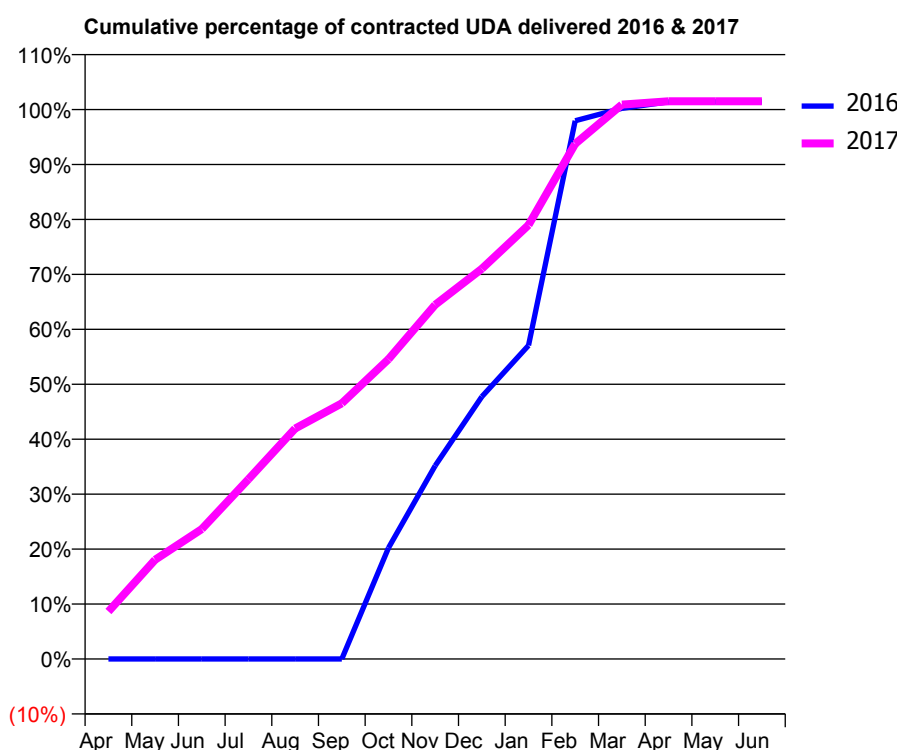
16/17 Contracted general activity (UDA)	1,434
Carry forward general activity (UDA)	-20
16/17 Contracted orthodontic activity (UOA)	0
Carry forward orthodontic activity (UOA)	0
Baseline contract value	£32,704.48

ACCESS*

Patients seen in 24 months	Total	Change since previous quarter
Quarter ending March 2016	439	
Quarter ending June 2016	519	↑
Quarter ending September 2016	539	↑
Quarter ending December 2016	591	↑
Quarter ending March 2017	582	↓
Variance since March 2016	32.6%	↑



ACTIVITY



Month	Adjusted Scheduled Activity (UDA)	
	2016	2017
April	0	124
May	0	259
June	0	339
July	0	469
August	0	601
September	0	667
October	169	782
November	294	924
December	400	1,018
January	478	1,132
February	820	1,345
March	839	1,447
April	849	1,456
May	849	1,456
June	849	1,456

QUALITY

	Quantity	Base Number	Contract	AT	Region	England
% of FP17s for the same patient ID Re-attending within 3 months - Children	21	699	3.0%	9.8%	11.9%	12.3%
% of FP17s for the same patient ID Re-attending within 3 months - Adults	9	206	4.4%	15.9%	16.6%	16.7%
% of FP17s for the same patient ID Re-attending between 3 & 9 months - Children	368	699	52.6%	59.0%	60.2%	57.6%
% of FP17s for the same patient ID Re-attending between 3 & 9 months - Adults	47	206	22.8%	50.5%	51.5%	50.1%
% of FP17s for Band 1 Urgent Courses	3	908	0.3%	9.5%	9.5%	9.1%
% of FP17s Relating to Free Repair or Replacements	0	908	0.0%	0.6%	0.7%	0.8%
% of FP17s Relating to Continuations	0	908	0.0%	1.1%	1.2%	1.2%
% of Patients satisfied with the dentistry they have received	0	0	N/A	92.4%	93.1%	92.8%
% of Patients satisfied with the time they had to wait for an appointment	0	0	N/A	89.1%	88.8%	88.7%

* This is based on patients treated on this contract for their most recent course of treatment. Figures in italics indicate the base number of FP17s or Patient Questionnaire responses are less than 100. N/A is shown where the base number of responses is less than 10 during the period. % is calculated as Quantity/Base number*100

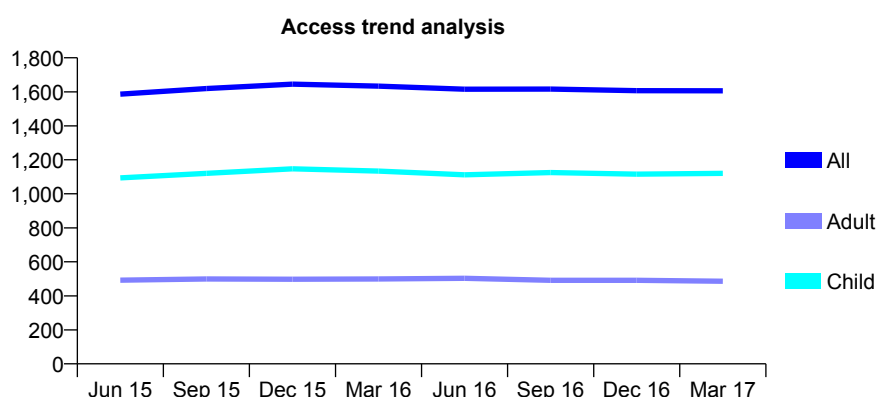
Q68 - Vital Signs At a Glance Contract Report for 163430/0001 - Year end March 2017

Name or company name	Ashley Dental Ltd
Contract type name	GDS Contract
Purpose of contract	General
Contract start date	01/04/2013
Contract end date	

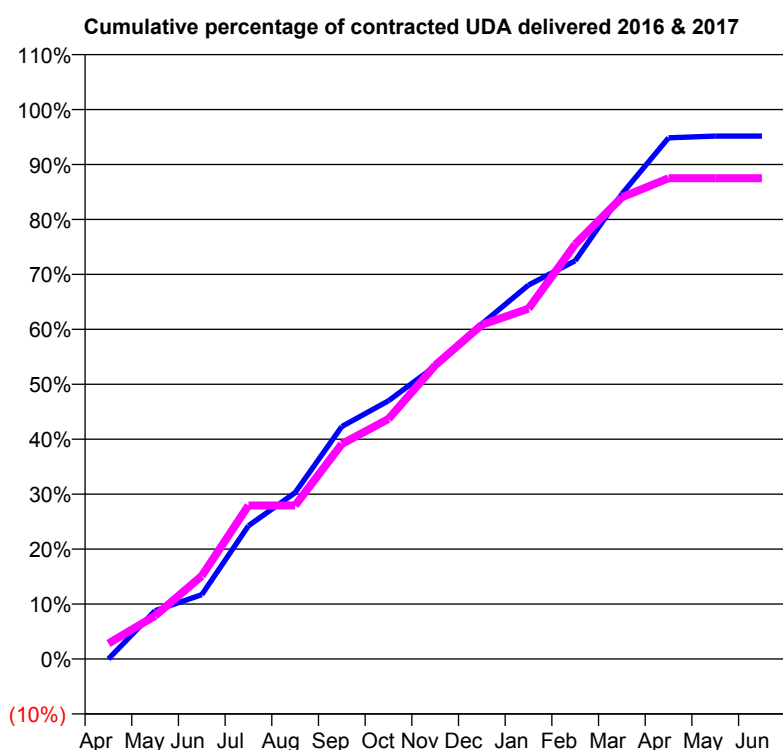
16/17 Contracted general activity (UDA)	3,896
Carry forward general activity (UDA)	0
16/17 Contracted orthodontic activity (UOA)	0
Carry forward orthodontic activity (UOA)	0
Baseline contract value	£96,250.73

ACCESS*

Patients seen in 24 months	Total	Change since previous quarter
Quarter ending March 2016	1,633	
Quarter ending June 2016	1,615	↓
Quarter ending September 2016	1,616	→
Quarter ending December 2016	1,607	→
Quarter ending March 2017	1,606	→
Variance since March 2016	(1.7%)	↓



ACTIVITY



Adjusted Scheduled Activity (UDA)		
Month	2016	2017
April	0	110
May	343	307
June	456	590
July	945	1,088
August	1,180	1,088
September	1,649	1,524
October	1,831	1,702
November	2,077	2,082
December	2,376	2,370
January	2,651	2,484
February	2,823	2,941
March	3,297	3,274
April	3,696	3,409
May	3,708	3,409
June	3,708	3,409

QUALITY

	Quantity	Base Number	Contract	AT	Region	England
% of FP17s for the same patient ID Re-attending within 3 months - Children	85	1,447	5.9%	9.8%	11.9%	12.3%
% of FP17s for the same patient ID Re-attending within 3 months - Adults	90	532	16.9%	15.9%	16.6%	16.7%
% of FP17s for the same patient ID Re-attending between 3 & 9 months - Children	715	1,447	49.4%	59.0%	60.2%	57.6%
% of FP17s for the same patient ID Re-attending between 3 & 9 months - Adults	257	532	48.3%	50.5%	51.5%	50.1%
% of FP17s for Band 1 Urgent Courses	46	1,851	2.5%	9.5%	9.5%	9.1%
% of FP17s Relating to Free Repair or Replacements	2	1,851	0.1%	0.6%	0.7%	0.8%
% of FP17s Relating to Continuations	33	1,851	1.8%	1.1%	1.2%	1.2%
% of Patients satisfied with the dentistry they have received	1	1	N/A	92.4%	93.1%	92.8%
% of Patients satisfied with the time they had to wait for an appointment	1	1	N/A	89.1%	88.8%	88.7%

* This is based on patients treated on this contract for their most recent course of treatment. Figures in italics indicate the base number of FP17s or Patient Questionnaire responses are less than 100. N/A is shown where the base number of responses is less than 10 during the period. % is calculated as Quantity/Base number*100

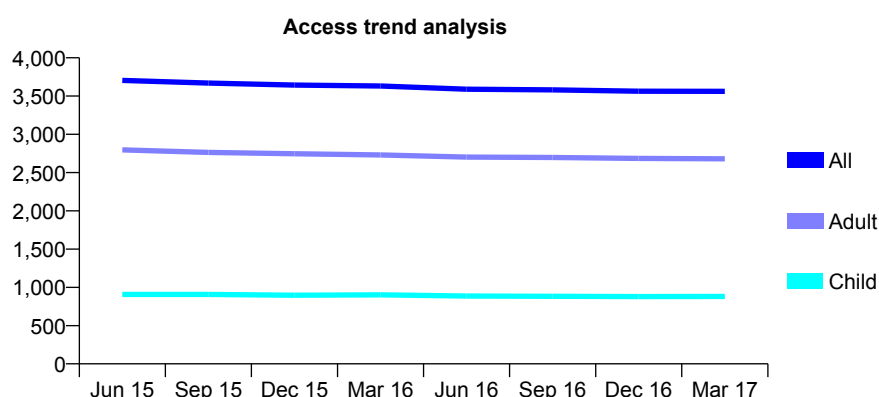
Q68 - Vital Signs At a Glance Contract Report for 164550/0001 - Year end March 2017

Name or company name	Mr R Pant & Mrs R Pant
Contract type name	GDS Contract
Purpose of contract	General
Contract start date	01/04/2012
Contract end date	

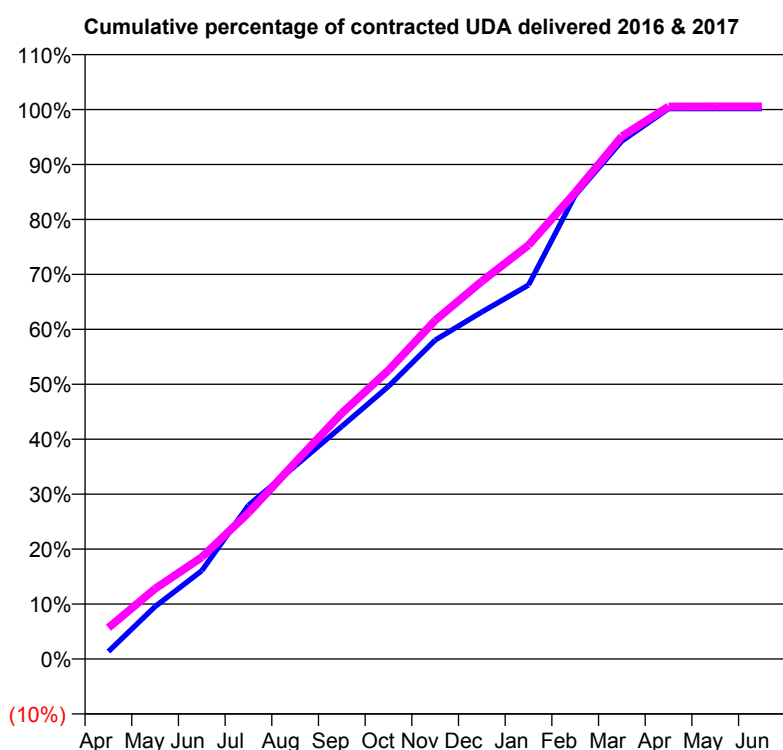
16/17 Contracted general activity (UDA)	13,273
Carry forward general activity (UDA)	-23
16/17 Contracted orthodontic activity (UOA)	0
Carry forward orthodontic activity (UOA)	0
Baseline contract value	£405,810.96

ACCESS*

Patients seen in 24 months	Total	Change since previous quarter
Quarter ending March 2016	3,632	
Quarter ending June 2016	3,590	↓
Quarter ending September 2016	3,581	→
Quarter ending December 2016	3,564	→
Quarter ending March 2017	3,561	→
Variance since March 2016	(2.0%)	↓



ACTIVITY



Adjusted Scheduled Activity (UDA)		
Month	2016	2017
April	181	755
May	1,269	1,700
June	2,133	2,459
July	3,712	3,533
August	4,661	4,745
September	5,619	5,938
October	6,586	6,976
November	7,704	8,178
December	8,383	9,123
January	9,032	9,997
February	11,205	11,267
March	12,512	12,623
April	13,295	13,342
May	13,296	13,344
June	13,296	13,344

QUALITY

	Quantity	Base Number	Contract	AT	Region	England
% of FP17s for the same patient ID Re-attending within 3 months - Children	68	1,540	4.4%	9.8%	11.9%	12.3%
% of FP17s for the same patient ID Re-attending within 3 months - Adults	472	4,644	10.2%	15.9%	16.6%	16.7%
% of FP17s for the same patient ID Re-attending between 3 & 9 months - Children	1,160	1,540	75.3%	59.0%	60.2%	57.6%
% of FP17s for the same patient ID Re-attending between 3 & 9 months - Adults	3,576	4,644	77.0%	50.5%	51.5%	50.1%
% of FP17s for Band 1 Urgent Courses	347	6,147	5.6%	9.5%	9.5%	9.1%
% of FP17s Relating to Free Repair or Replacements	63	6,147	1.0%	0.6%	0.7%	0.8%
% of FP17s Relating to Continuations	22	6,147	0.4%	1.1%	1.2%	1.2%
% of Patients satisfied with the dentistry they have received	5	5	N/A	92.4%	93.1%	92.8%
% of Patients satisfied with the time they had to wait for an appointment	5	5	N/A	89.1%	88.8%	88.7%

* This is based on patients treated on this contract for their most recent course of treatment. Figures in italics indicate the base number of FP17s or Patient Questionnaire responses are less than 100. N/A is shown where the base number of responses is less than 10 during the period. % is calculated as Quantity/Base number*100

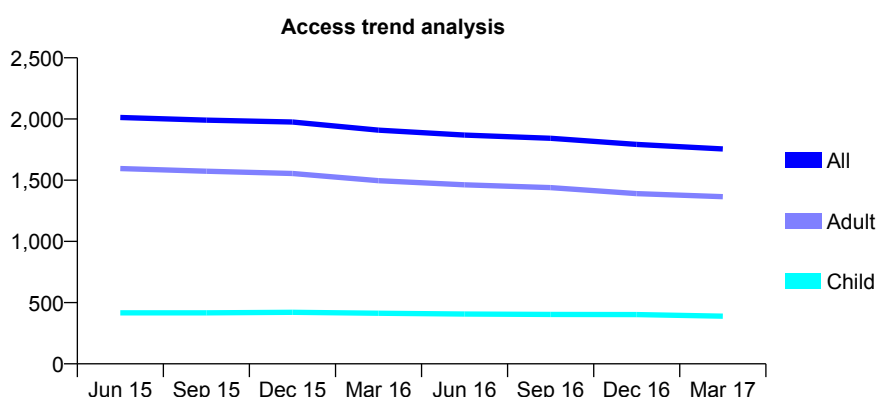
Q68 - Vital Signs At a Glance Contract Report for 164747/0001 - Year end March 2017

Name or company name	Ferring Dental Practice Ltd
Contract type name	GDS Contract
Purpose of contract	General
Contract start date	01/11/2011
Contract end date	

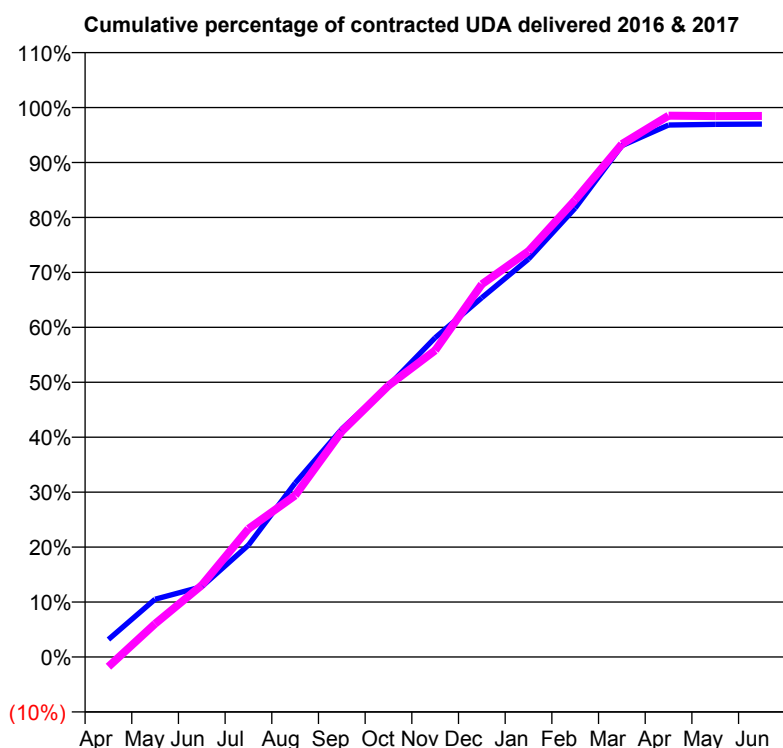
16/17 Contracted general activity (UDA)	5,726
Carry forward general activity (UDA)	172
16/17 Contracted orthodontic activity (UOA)	0
Carry forward orthodontic activity (UOA)	0
Baseline contract value	£139,992.89

ACCESS*

Patients seen in 24 months	Total	Change since previous quarter
Quarter ending March 2016	1,909	
Quarter ending June 2016	1,869	↓
Quarter ending September 2016	1,843	↓
Quarter ending December 2016	1,792	↓
Quarter ending March 2017	1,755	↓
Variance since March 2016	(8.1%)	↓



ACTIVITY



Adjusted Scheduled Activity (UDA)		
Month	2016	2017
April	183	-103
May	603	346
June	733	748
July	1,166	1,336
August	1,813	1,683
September	2,375	2,351
October	2,827	2,829
November	3,327	3,195
December	3,744	3,884
January	4,146	4,229
February	4,678	4,763
March	5,328	5,345
April	5,544	5,641
May	5,551	5,637
June	5,554	5,638

QUALITY

	Quantity	Base Number	Contract	AT	Region	England
% of FP17s for the same patient ID Re-attending within 3 months - Children	24	493	4.9%	9.8%	11.9%	12.3%
% of FP17s for the same patient ID Re-attending within 3 months - Adults	302	1,934	15.6%	15.9%	16.6%	16.7%
% of FP17s for the same patient ID Re-attending between 3 & 9 months - Children	239	493	48.5%	59.0%	60.2%	57.6%
% of FP17s for the same patient ID Re-attending between 3 & 9 months - Adults	1,022	1,934	52.8%	50.5%	51.5%	50.1%
% of FP17s for Band 1 Urgent Courses	234	2,399	9.8%	9.5%	9.5%	9.1%
% of FP17s Relating to Free Repair or Replacements	15	2,399	0.6%	0.6%	0.7%	0.8%
% of FP17s Relating to Continuations	23	2,399	1.0%	1.1%	1.2%	1.2%
% of Patients satisfied with the dentistry they have received	5	5	N/A	92.4%	93.1%	92.8%
% of Patients satisfied with the time they had to wait for an appointment	5	5	N/A	89.1%	88.8%	88.7%

* This is based on patients treated on this contract for their most recent course of treatment. Figures in italics indicate the base number of FP17s or Patient Questionnaire responses are less than 100. N/A is shown where the base number of responses is less than 10 during the period. % is calculated as Quantity/Base number*100

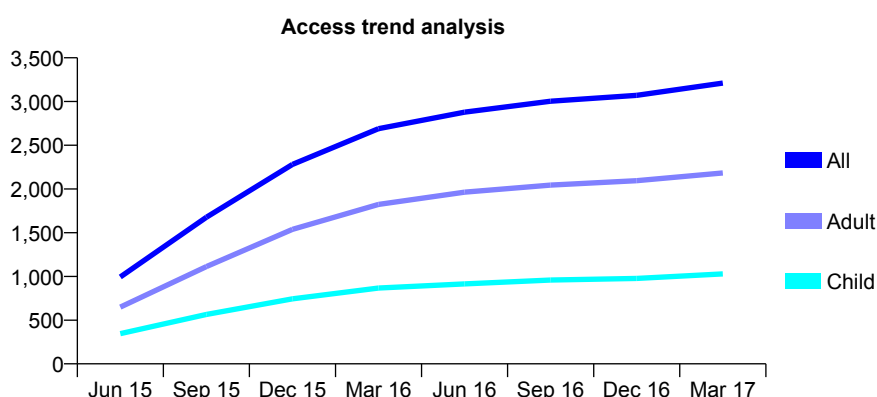
Q68 - Vital Signs At a Glance Contract Report for 165786/0001 - Year end March 2017

Name or company name	Mr A Mykoniatis and Mr S Kolonidis
Contract type name	GDS Contract
Purpose of contract	General
Contract start date	06/04/2015
Contract end date	

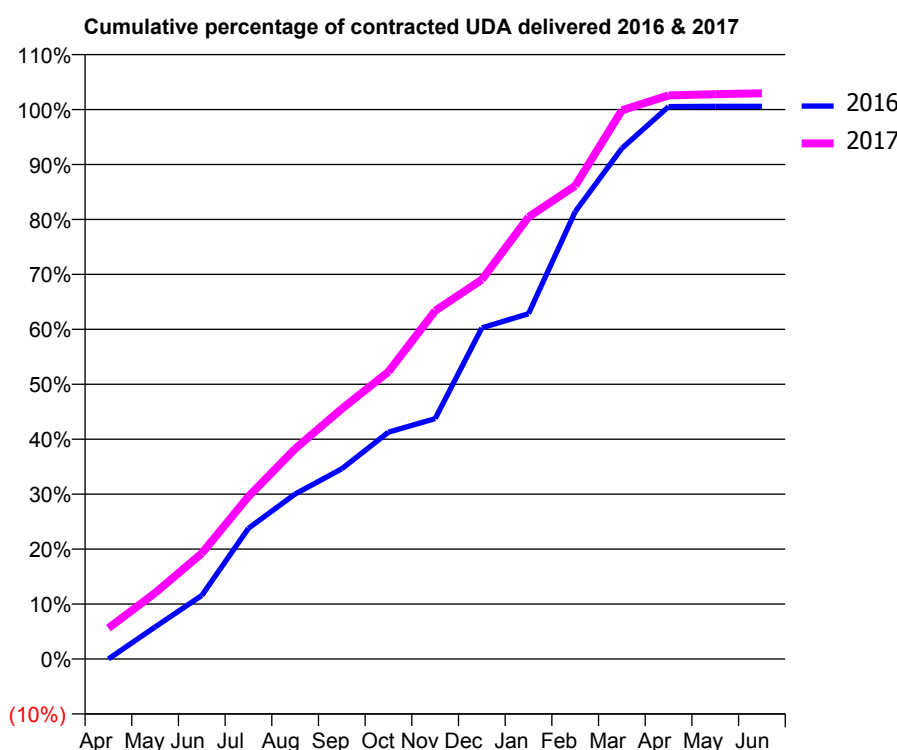
16/17 Contracted general activity (UDA)	12,500
Carry forward general activity (UDA)	-162
16/17 Contracted orthodontic activity (UOA)	0
Carry forward orthodontic activity (UOA)	0
Baseline contract value	£289,764.81

ACCESS*

Patients seen in 24 months	Total	Change since previous quarter
Quarter ending March 2016	2,690	
Quarter ending June 2016	2,878	↑
Quarter ending September 2016	3,003	↑
Quarter ending December 2016	3,071	↑
Quarter ending March 2017	3,211	↑
Variance since March 2016	19.4%	↑



ACTIVITY



Month	Adjusted Scheduled Activity (UDA)	
	2016	2017
April	0	701
May	721	1,503
June	1,425	2,405
July	2,934	3,697
August	3,704	4,782
September	4,268	5,692
October	5,090	6,536
November	5,392	7,922
December	7,432	8,629
January	7,748	10,056
February	10,035	10,763
March	11,459	12,480
April	12,394	12,821
May	12,399	12,847
June	12,399	12,868

QUALITY

	Quantity	Base Number	Contract	AT	Region	England
% of FP17s for the same patient ID Re-attending within 3 months - Children	128	1,686	7.6%	9.8%	11.9%	12.3%
% of FP17s for the same patient ID Re-attending within 3 months - Adults	541	3,641	14.9%	15.9%	16.6%	16.7%
% of FP17s for the same patient ID Re-attending between 3 & 9 months - Children	1,092	1,686	64.8%	59.0%	60.2%	57.6%
% of FP17s for the same patient ID Re-attending between 3 & 9 months - Adults	2,267	3,641	62.3%	50.5%	51.5%	50.1%
% of FP17s for Band 1 Urgent Courses	538	5,191	10.4%	9.5%	9.5%	9.1%
% of FP17s Relating to Free Repair or Replacements	52	5,191	1.0%	0.6%	0.7%	0.8%
% of FP17s Relating to Continuations	0	5,191	0.0%	1.1%	1.2%	1.2%
% of Patients satisfied with the dentistry they have received	5	5	N/A	92.4%	93.1%	92.8%
% of Patients satisfied with the time they had to wait for an appointment	5	5	N/A	89.1%	88.8%	88.7%

* This is based on patients treated on this contract for their most recent course of treatment. Figures in italics indicate the base number of FP17s or Patient Questionnaire responses are less than 100. N/A is shown where the base number of responses is less than 10 during the period. % is calculated as Quantity/Base number*100

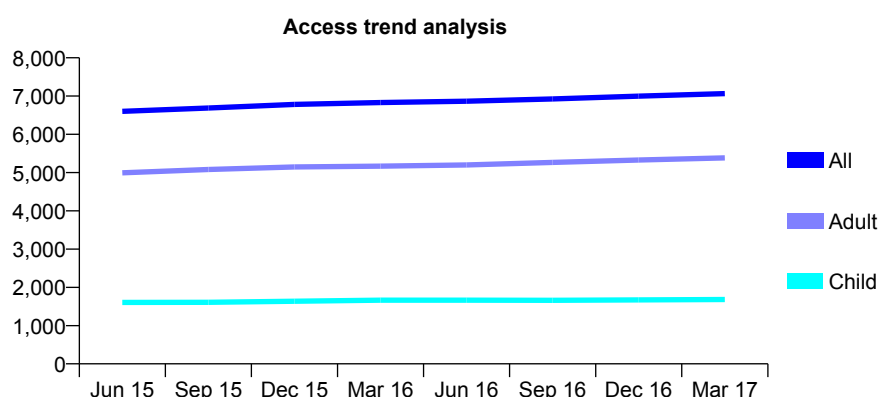
Q68 - Vital Signs At a Glance Contract Report for 166030/0001 - Year end March 2017

Name or company name	Cranleigh Practice Ltd
Contract type name	GDS Contract
Purpose of contract	General
Contract start date	01/04/2008
Contract end date	

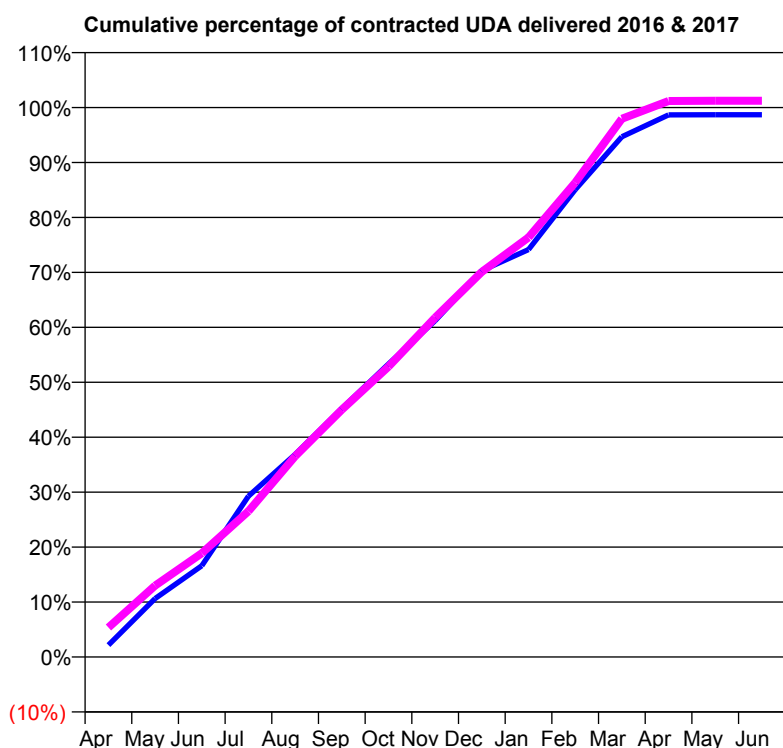
16/17 Contracted general activity (UDA)	18,581
Carry forward general activity (UDA)	246
16/17 Contracted orthodontic activity (UOA)	0
Carry forward orthodontic activity (UOA)	0
Baseline contract value	£487,667.19

ACCESS*

Patients seen in 24 months	Total	Change since previous quarter
Quarter ending March 2016	6,831	
Quarter ending June 2016	6,864	→
Quarter ending September 2016	6,925	→
Quarter ending December 2016	6,999	→
Quarter ending March 2017	7,064	→
Variance since March 2016	3.4%	↑



ACTIVITY



Adjusted Scheduled Activity (UDA)		
Month	2016	2017
April	402	999
May	1,976	2,417
June	3,086	3,511
July	5,439	4,932
August	6,851	6,790
September	8,405	8,360
October	9,909	9,820
November	11,375	11,480
December	13,064	13,025
January	13,777	14,188
February	15,800	16,041
March	17,594	18,203
April	18,334	18,799
May	18,335	18,807
June	18,335	18,807

QUALITY

	Quantity	Base Number	Contract	AT	Region	England
% of FP17s for the same patient ID Re-attending within 3 months - Children	92	2,367	3.9%	9.8%	11.9%	12.3%
% of FP17s for the same patient ID Re-attending within 3 months - Adults	808	7,623	10.6%	15.9%	16.6%	16.7%
% of FP17s for the same patient ID Re-attending between 3 & 9 months - Children	1,468	2,367	62.0%	59.0%	60.2%	57.6%
% of FP17s for the same patient ID Re-attending between 3 & 9 months - Adults	4,702	7,623	61.7%	50.5%	51.5%	50.1%
% of FP17s for Band 1 Urgent Courses	622	9,880	6.3%	9.5%	9.5%	9.1%
% of FP17s Relating to Free Repair or Replacements	21	9,880	0.2%	0.6%	0.7%	0.8%
% of FP17s Relating to Continuations	111	9,880	1.1%	1.1%	1.2%	1.2%
% of Patients satisfied with the dentistry they have received	6	6	N/A	92.4%	93.1%	92.8%
% of Patients satisfied with the time they had to wait for an appointment	5	6	N/A	89.1%	88.8%	88.7%

* This is based on patients treated on this contract for their most recent course of treatment. Figures in italics indicate the base number of FP17s or Patient Questionnaire responses are less than 100. N/A is shown where the base number of responses is less than 10 during the period. % is calculated as Quantity/Base number*100

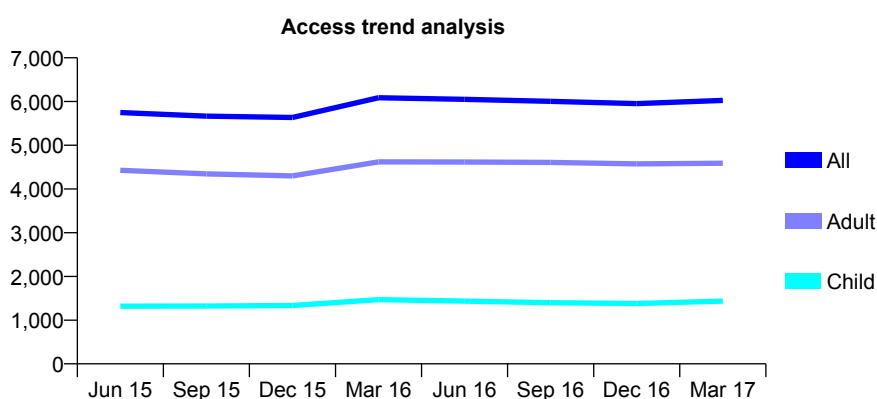
Q68 - Vital Signs At a Glance Contract Report for 166782/0001 - Year end March 2017

Name or company name	Alfa Dental Ltd
Contract type name	GDS Contract
Purpose of contract	General
Contract start date	01/08/2007
Contract end date	

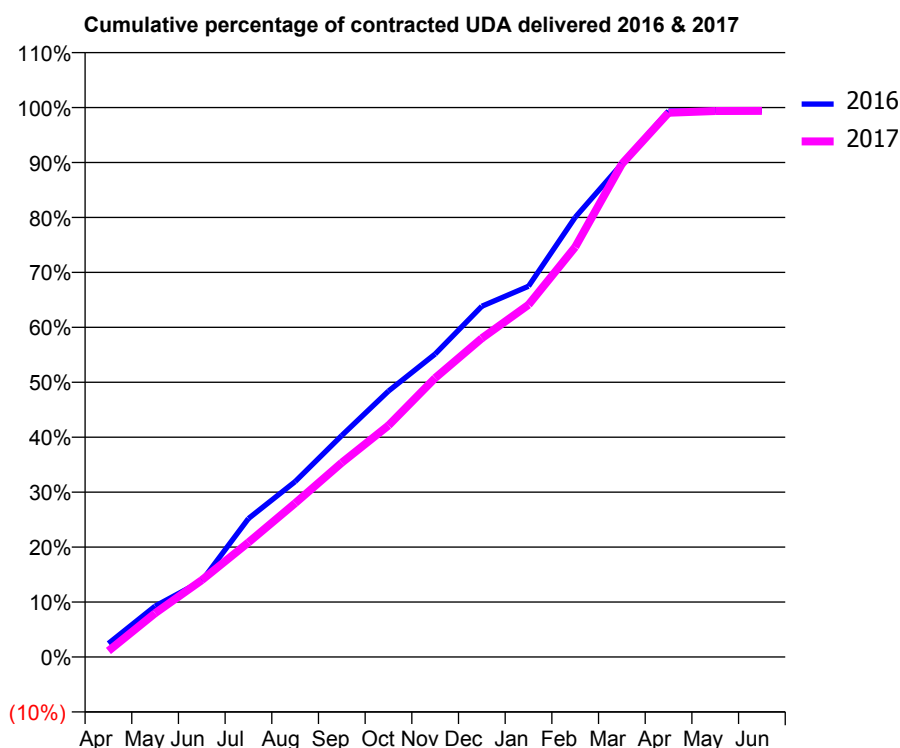
16/17 Contracted general activity (UDA)	20,646
Carry forward general activity (UDA)	115
16/17 Contracted orthodontic activity (UOA)	0
Carry forward orthodontic activity (UOA)	0
Baseline contract value	£630,923.57

ACCESS*

Patients seen in 24 months	Total	Change since previous quarter
Quarter ending March 2016	6,087	
Quarter ending June 2016	6,049	→
Quarter ending September 2016	6,005	→
Quarter ending December 2016	5,953	→
Quarter ending March 2017	6,025	→
Variance since March 2016	(1.0%)	↓



ACTIVITY



Month	Adjusted Scheduled Activity (UDA)	
	2016	2017
April	511	229
May	1,913	1,648
June	2,860	2,889
July	5,202	4,306
August	6,589	5,779
September	8,323	7,300
October	9,993	8,701
November	11,388	10,483
December	13,181	11,976
January	13,929	13,236
February	16,523	15,405
March	18,530	18,524
April	20,514	20,449
May	20,530	20,515
June	20,531	20,518

QUALITY

	Quantity	Base Number	Contract	AT	Region	England
% of FP17s for the same patient ID Re-attending within 3 months - Children	149	1,626	9.2%	9.8%	11.9%	12.3%
% of FP17s for the same patient ID Re-attending within 3 months - Adults	937	5,169	18.1%	15.9%	16.6%	16.7%
% of FP17s for the same patient ID Re-attending between 3 & 9 months - Children	559	1,626	34.4%	59.0%	60.2%	57.6%
% of FP17s for the same patient ID Re-attending between 3 & 9 months - Adults	1,439	5,169	27.8%	50.5%	51.5%	50.1%
% of FP17s for Band 1 Urgent Courses	1,056	6,646	15.9%	9.5%	9.5%	9.1%
% of FP17s Relating to Free Repair or Replacements	22	6,646	0.3%	0.6%	0.7%	0.8%
% of FP17s Relating to Continuations	84	6,646	1.3%	1.1%	1.2%	1.2%
% of Patients satisfied with the dentistry they have received	20	21	95.2%	92.4%	93.1%	92.8%
% of Patients satisfied with the time they had to wait for an appointment	18	21	85.7%	89.1%	88.8%	88.7%

* This is based on patients treated on this contract for their most recent course of treatment. Figures in italics indicate the base number of FP17s or Patient Questionnaire responses are less than 100. N/A is shown where the base number of responses is less than 10 during the period. % is calculated as Quantity/Base number*100

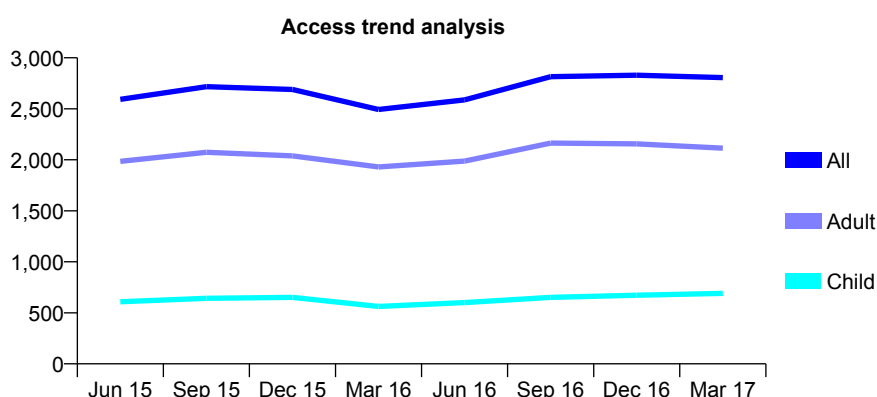
Q68 - Vital Signs At a Glance Contract Report for 166782/0002 - Year end March 2017

Name or company name	Alfa Dental Ltd
Contract type name	GDS Contract
Purpose of contract	General
Contract start date	01/08/2007
Contract end date	

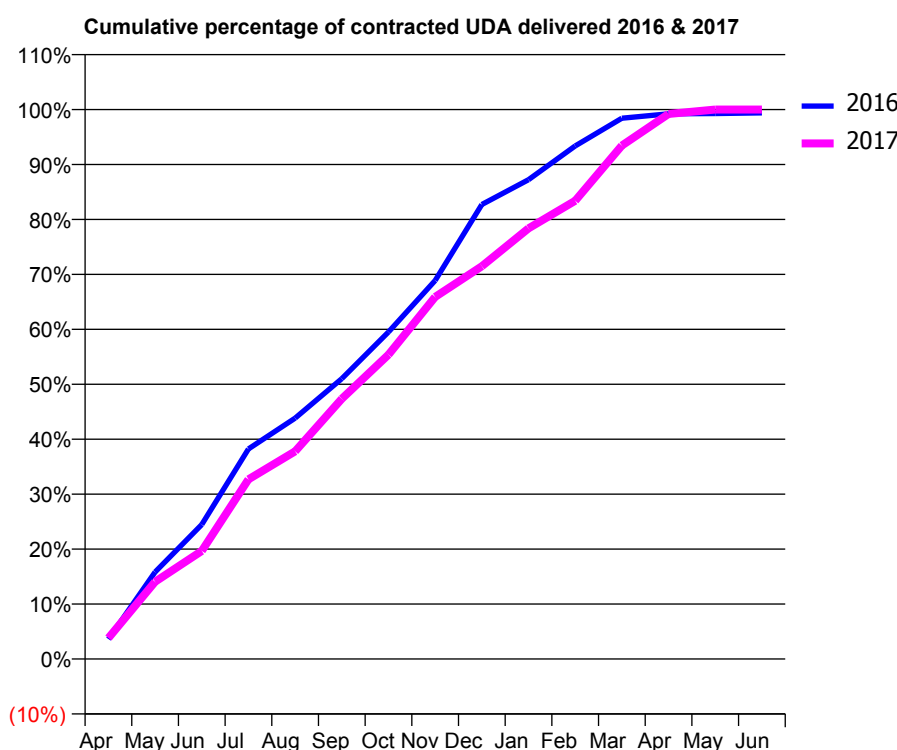
16/17 Contracted general activity (UDA)	9,694
Carry forward general activity (UDA)	59
16/17 Contracted orthodontic activity (UOA)	0
Carry forward orthodontic activity (UOA)	0
Baseline contract value	£415,480.38

ACCESS*

Patients seen in 24 months	Total	Change since previous quarter
Quarter ending March 2016	2,493	
Quarter ending June 2016	2,587	↑
Quarter ending September 2016	2,815	↑
Quarter ending December 2016	2,829	→
Quarter ending March 2017	2,806	→
Variance since March 2016	12.6%	↑



ACTIVITY



Month	Adjusted Scheduled Activity (UDA)	
	2016	2017
April	351	371
May	1,536	1,362
June	2,373	1,907
July	3,706	3,169
August	4,249	3,664
September	4,946	4,591
October	5,769	5,369
November	6,678	6,388
December	8,017	6,929
January	8,456	7,596
February	9,052	8,085
March	9,541	9,059
April	9,617	9,615
May	9,622	9,694
June	9,635	9,694

QUALITY

	Quantity	Base Number	Contract	AT	Region	England
% of FP17s for the same patient ID Re-attending within 3 months - Children	75	890	8.4%	9.8%	11.9%	12.3%
% of FP17s for the same patient ID Re-attending within 3 months - Adults	383	2,575	14.9%	15.9%	16.6%	16.7%
% of FP17s for the same patient ID Re-attending between 3 & 9 months - Children	258	890	29.0%	59.0%	60.2%	57.6%
% of FP17s for the same patient ID Re-attending between 3 & 9 months - Adults	680	2,575	26.4%	50.5%	51.5%	50.1%
% of FP17s for Band 1 Urgent Courses	425	3,593	11.8%	9.5%	9.5%	9.1%
% of FP17s Relating to Free Repair or Replacements	1	3,593	0.0%	0.6%	0.7%	0.8%
% of FP17s Relating to Continuations	25	3,593	0.7%	1.1%	1.2%	1.2%
% of Patients satisfied with the dentistry they have received	2	3	N/A	92.4%	93.1%	92.8%
% of Patients satisfied with the time they had to wait for an appointment	2	3	N/A	89.1%	88.8%	88.7%

* This is based on patients treated on this contract for their most recent course of treatment. Figures in italics indicate the base number of FP17s or Patient Questionnaire responses are less than 100. N/A is shown where the base number of responses is less than 10 during the period. % is calculated as Quantity/Base number*100

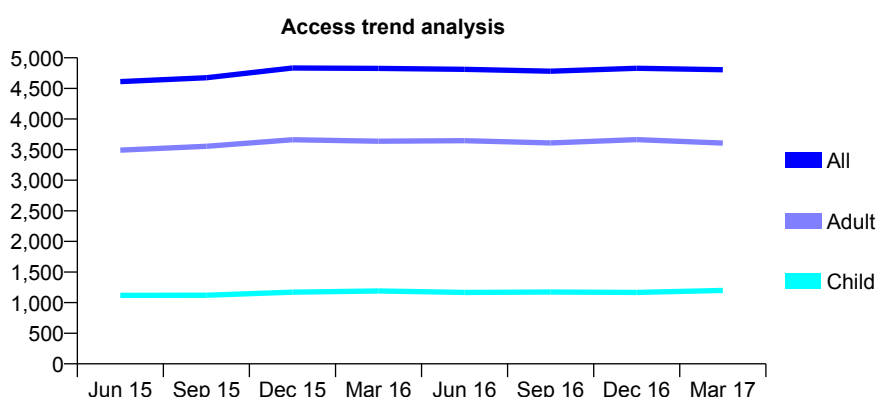
Q68 - Vital Signs At a Glance Contract Report for 166960/0001 - Year end March 2017

Name or company name	Dumbledore Dental Care Ltd
Contract type name	GDS Contract
Purpose of contract	General
Contract start date	01/04/2008
Contract end date	

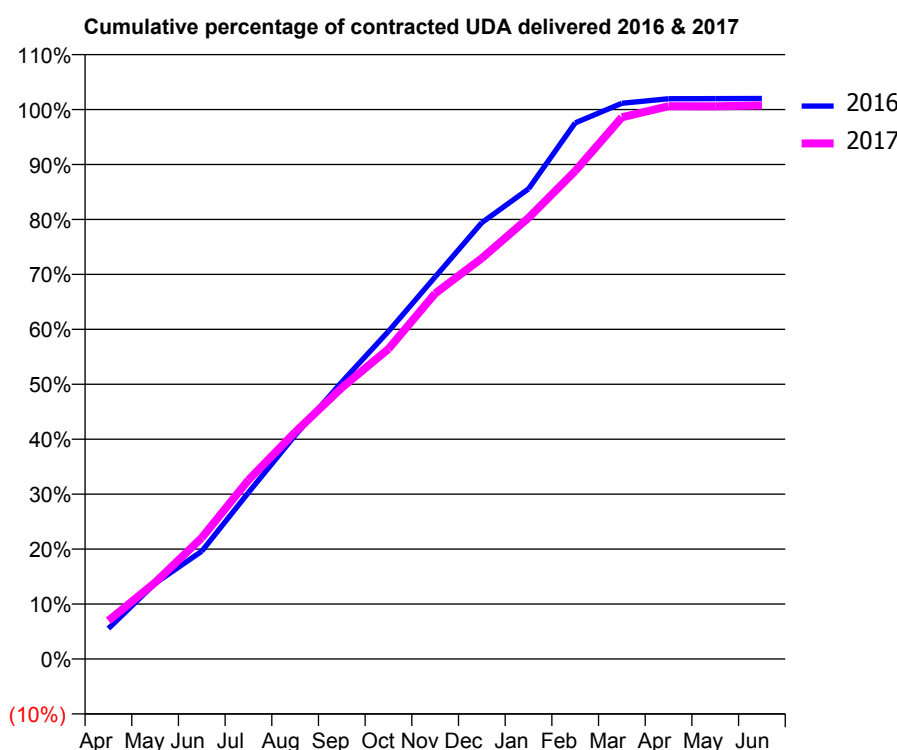
16/17 Contracted general activity (UDA)	13,000
Carry forward general activity (UDA)	-260
16/17 Contracted orthodontic activity (UOA)	0
Carry forward orthodontic activity (UOA)	0
Baseline contract value	£338,633.35

ACCESS*

Patients seen in 24 months	Total	Change since previous quarter
Quarter ending March 2016	4,827	
Quarter ending June 2016	4,811	→
Quarter ending September 2016	4,782	→
Quarter ending December 2016	4,829	→
Quarter ending March 2017	4,805	→
Variance since March 2016	(0.5%)	→



ACTIVITY



Month	Adjusted Scheduled Activity (UDA)	
	2016	2017
April	720	907
May	1,792	1,809
June	2,552	2,870
July	3,940	4,236
August	5,293	5,368
September	6,553	6,419
October	7,753	7,336
November	9,040	8,647
December	10,324	9,481
January	11,123	10,439
February	12,684	11,546
March	13,147	12,816
April	13,254	13,078
May	13,256	13,075
June	13,260	13,097

QUALITY

	Quantity	Base Number	Contract	AT	Region	England
% of FP17s for the same patient ID Re-attending within 3 months - Children	76	1,572	4.8%	9.8%	11.9%	12.3%
% of FP17s for the same patient ID Re-attending within 3 months - Adults	580	4,404	13.2%	15.9%	16.6%	16.7%
% of FP17s for the same patient ID Re-attending between 3 & 9 months - Children	895	1,572	56.9%	59.0%	60.2%	57.6%
% of FP17s for the same patient ID Re-attending between 3 & 9 months - Adults	1,893	4,404	43.0%	50.5%	51.5%	50.1%
% of FP17s for Band 1 Urgent Courses	639	6,062	10.5%	9.5%	9.5%	9.1%
% of FP17s Relating to Free Repair or Replacements	21	6,062	0.3%	0.6%	0.7%	0.8%
% of FP17s Relating to Continuations	50	6,062	0.8%	1.1%	1.2%	1.2%
% of Patients satisfied with the dentistry they have received	32	37	86.5%	92.4%	93.1%	92.8%
% of Patients satisfied with the time they had to wait for an appointment	28	37	75.7%	89.1%	88.8%	88.7%

* This is based on patients treated on this contract for their most recent course of treatment. Figures in italics indicate the base number of FP17s or Patient Questionnaire responses are less than 100. N/A is shown where the base number of responses is less than 10 during the period. % is calculated as Quantity/Base number*100

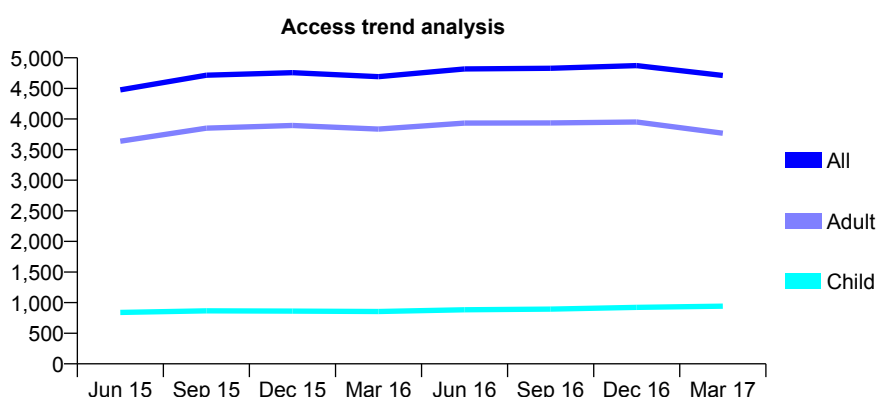
Q68 - Vital Signs At a Glance Contract Report for 167525/0001 - Year end March 2017

Name or company name	Brunswick Practice Ltd
Contract type name	GDS Contract
Purpose of contract	General
Contract start date	01/08/2007
Contract end date	

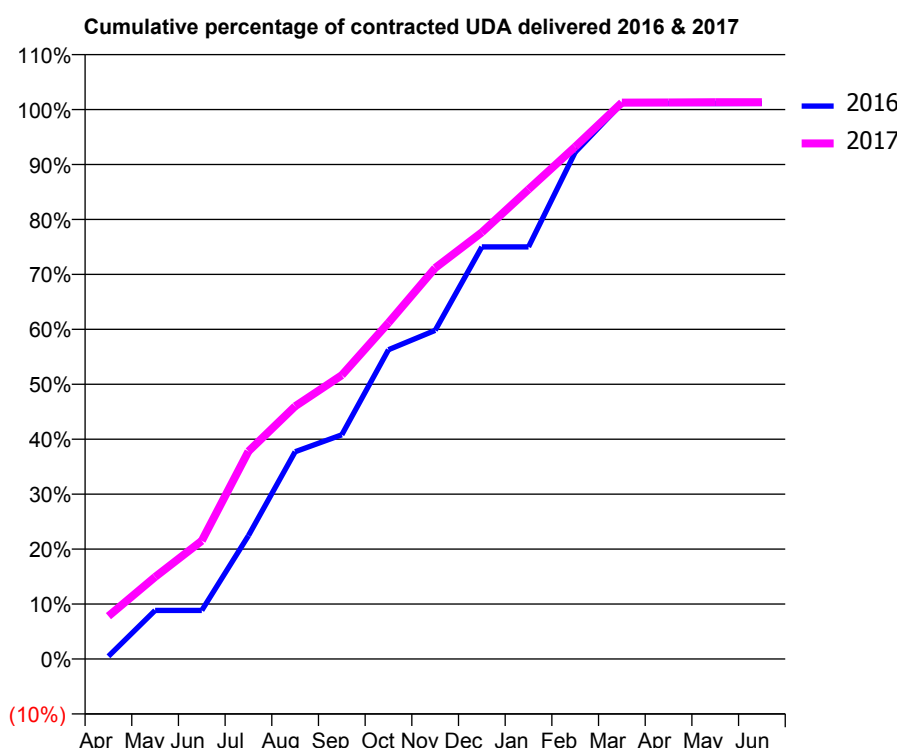
16/17 Contracted general activity (UDA)	14,742
Carry forward general activity (UDA)	-162
16/17 Contracted orthodontic activity (UOA)	0
Carry forward orthodontic activity (UOA)	0
Baseline contract value	£467,041.05

ACCESS*

Patients seen in 24 months	Total	Change since previous quarter
Quarter ending March 2016	4,691	
Quarter ending June 2016	4,817	↑
Quarter ending September 2016	4,830	→
Quarter ending December 2016	4,872	→
Quarter ending March 2017	4,711	↓
Variance since March 2016	0.4%	→



ACTIVITY



Adjusted Scheduled Activity (UDA)		
Month	2016	2017
April	72	1,150
May	1,305	2,203
June	1,305	3,172
July	3,312	5,571
August	5,561	6,781
September	6,017	7,614
October	8,298	9,020
November	8,817	10,491
December	11,058	11,446
January	11,058	12,597
February	13,595	13,743
March	14,906	14,928
April	14,906	14,932
May	14,903	14,939
June	14,904	14,939

QUALITY

	Quantity	Base Number	Contract	AT	Region	England
% of FP17s for the same patient ID Re-attending within 3 months - Children	102	1,052	9.7%	9.8%	11.9%	12.3%
% of FP17s for the same patient ID Re-attending within 3 months - Adults	553	3,789	14.6%	15.9%	16.6%	16.7%
% of FP17s for the same patient ID Re-attending between 3 & 9 months - Children	242	1,052	23.0%	59.0%	60.2%	57.6%
% of FP17s for the same patient ID Re-attending between 3 & 9 months - Adults	962	3,789	25.4%	50.5%	51.5%	50.1%
% of FP17s for Band 1 Urgent Courses	573	4,841	11.8%	9.5%	9.5%	9.1%
% of FP17s Relating to Free Repair or Replacements	36	4,841	0.7%	0.6%	0.7%	0.8%
% of FP17s Relating to Continuations	63	4,841	1.3%	1.1%	1.2%	1.2%
% of Patients satisfied with the dentistry they have received	6	6	N/A	92.4%	93.1%	92.8%
% of Patients satisfied with the time they had to wait for an appointment	5	6	N/A	89.1%	88.8%	88.7%

* This is based on patients treated on this contract for their most recent course of treatment. Figures in italics indicate the base number of FP17s or Patient Questionnaire responses are less than 100. N/A is shown where the base number of responses is less than 10 during the period. % is calculated as Quantity/Base number*100

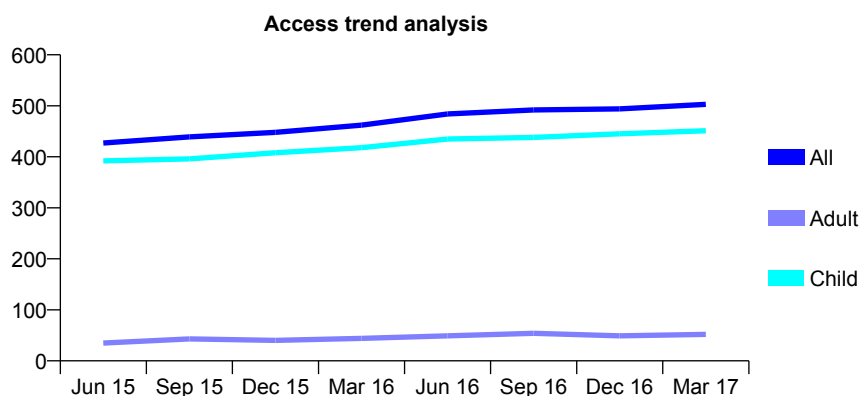
Q68 - Vital Signs At a Glance Contract Report for 167835/0001 - Year end March 2017

Name or company name	MDS Dental Care
Contract type name	GDS Contract
Purpose of contract	General
Contract start date	01/09/2009
Contract end date	

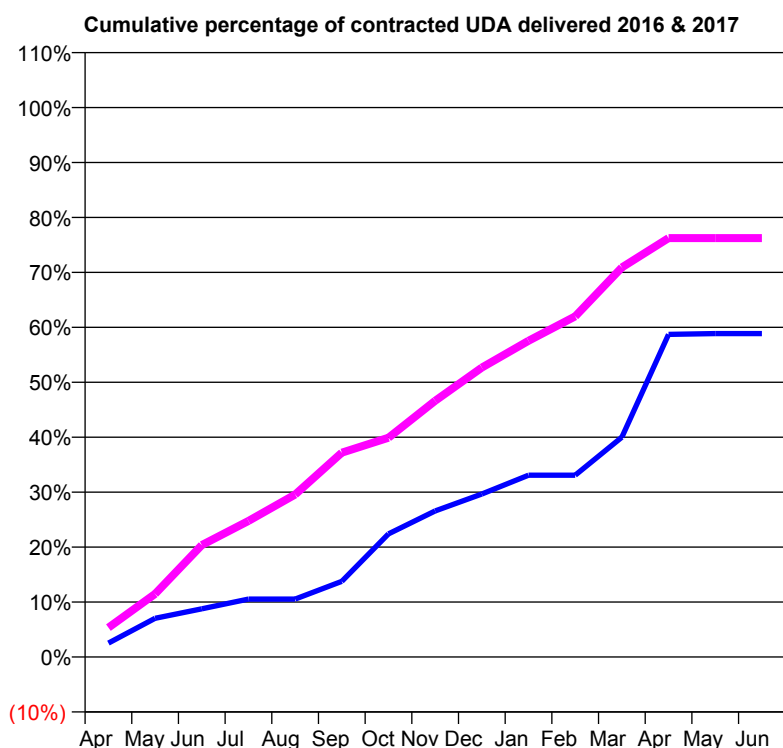
16/17 Contracted general activity (UDA)	1,460
Carry forward general activity (UDA)	0
16/17 Contracted orthodontic activity (UOA)	0
Carry forward orthodontic activity (UOA)	0
Baseline contract value	£50,196.89

ACCESS*

Patients seen in 24 months	Total	Change since previous quarter
Quarter ending March 2016	462	
Quarter ending June 2016	484	↑
Quarter ending September 2016	492	→
Quarter ending December 2016	494	→
Quarter ending March 2017	503	→
Variance since March 2016	8.9%	↑



ACTIVITY



Month	Adjusted Scheduled Activity (UDA)	
	2016	2017
April	37	78
May	103	168
June	128	298
July	154	362
August	154	432
September	201	543
October	327	583
November	388	681
December	433	769
January	483	840
February	483	905
March	584	1,035
April	857	1,113
May	859	1,113
June	859	1,113

QUALITY

	Quantity	Base Number	Contract	AT	Region	England
% of FP17s for the same patient ID Re-attending within 3 months - Children	44	821	5.4%	9.8%	11.9%	12.3%
% of FP17s for the same patient ID Re-attending within 3 months - Adults	0	3	0.0%	15.9%	16.6%	16.7%
% of FP17s for the same patient ID Re-attending between 3 & 9 months - Children	443	821	54.0%	59.0%	60.2%	57.6%
% of FP17s for the same patient ID Re-attending between 3 & 9 months - Adults	1	3	33.3%	50.5%	51.5%	50.1%
% of FP17s for Band 1 Urgent Courses	15	724	2.1%	9.5%	9.5%	9.1%
% of FP17s Relating to Free Repair or Replacements	1	724	0.1%	0.6%	0.7%	0.8%
% of FP17s Relating to Continuations	5	724	0.7%	1.1%	1.2%	1.2%
% of Patients satisfied with the dentistry they have received	0	0	N/A	92.4%	93.1%	92.8%
% of Patients satisfied with the time they had to wait for an appointment	0	0	N/A	89.1%	88.8%	88.7%

* This is based on patients treated on this contract for their most recent course of treatment. Figures in italics indicate the base number of FP17s or Patient Questionnaire responses are less than 100. N/A is shown where the base number of responses is less than 10 during the period. % is calculated as Quantity/Base number*100

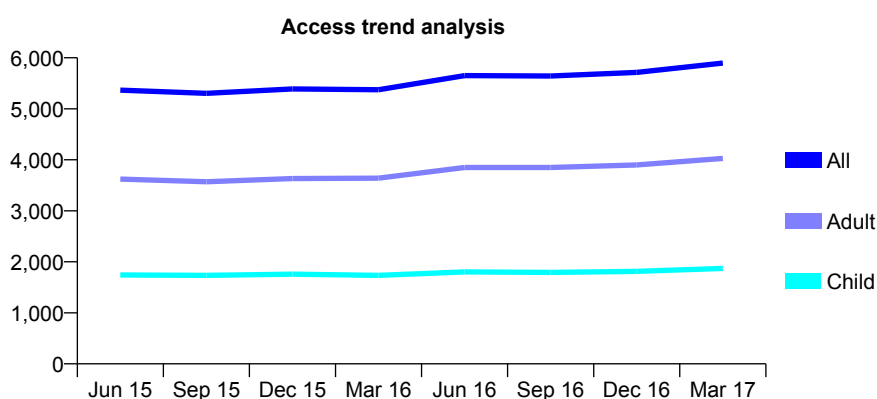
Q68 - Vital Signs At a Glance Contract Report for 168319/0001 - Year end March 2017

Name or company name	Tooth Smart
Contract type name	GDS Contract
Purpose of contract	General
Contract start date	01/04/2013
Contract end date	

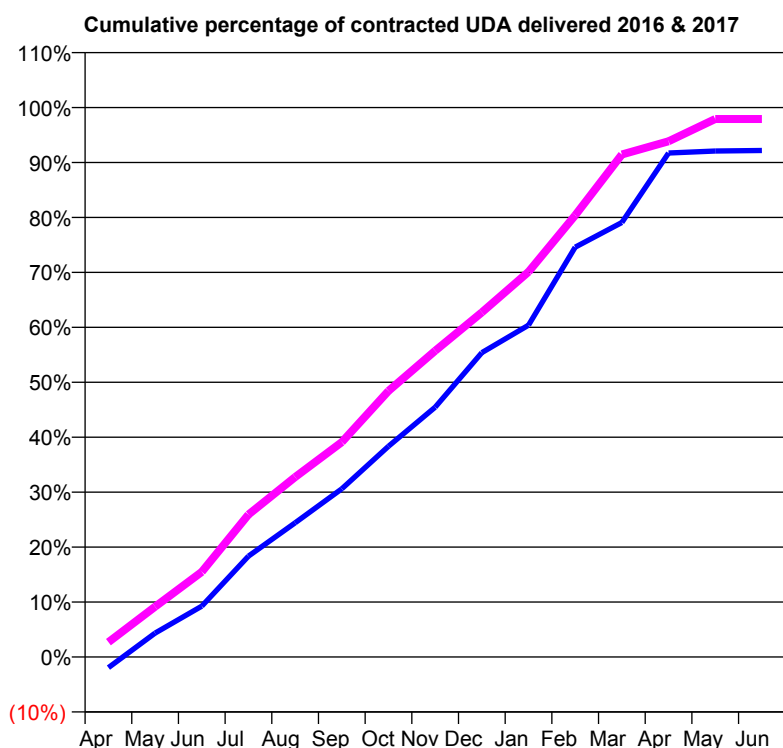
16/17 Contracted general activity (UDA)	18,083
Carry forward general activity (UDA)	0
16/17 Contracted orthodontic activity (UOA)	0
Carry forward orthodontic activity (UOA)	0
Baseline contract value	£463,900.37

ACCESS*

Patients seen in 24 months	Total	Change since previous quarter
Quarter ending March 2016	5,374	
Quarter ending June 2016	5,651	↑
Quarter ending September 2016	5,642	→
Quarter ending December 2016	5,713	→
Quarter ending March 2017	5,898	↑
Variance since March 2016	9.8%	↑



ACTIVITY



Adjusted Scheduled Activity (UDA)		
Month	2016	2017
April	-351	491
May	789	1,655
June	1,676	2,802
July	3,322	4,691
August	4,416	5,922
September	5,536	7,071
October	6,936	8,757
November	8,222	10,075
December	10,017	11,343
January	10,921	12,674
February	13,487	14,534
March	14,298	16,536
April	16,583	16,969
May	16,649	17,703
June	16,667	17,703

QUALITY

	Quantity	Base Number	Contract	AT	Region	England
% of FP17s for the same patient ID Re-attending within 3 months - Children	135	2,545	5.3%	9.8%	11.9%	12.3%
% of FP17s for the same patient ID Re-attending within 3 months - Adults	638	5,464	11.7%	15.9%	16.6%	16.7%
% of FP17s for the same patient ID Re-attending between 3 & 9 months - Children	1,166	2,545	45.8%	59.0%	60.2%	57.6%
% of FP17s for the same patient ID Re-attending between 3 & 9 months - Adults	2,595	5,464	47.5%	50.5%	51.5%	50.1%
% of FP17s for Band 1 Urgent Courses	357	7,563	4.7%	9.5%	9.5%	9.1%
% of FP17s Relating to Free Repair or Replacements	39	7,563	0.5%	0.6%	0.7%	0.8%
% of FP17s Relating to Continuations	107	7,563	1.4%	1.1%	1.2%	1.2%
% of Patients satisfied with the dentistry they have received	5	5	N/A	92.4%	93.1%	92.8%
% of Patients satisfied with the time they had to wait for an appointment	5	5	N/A	89.1%	88.8%	88.7%

* This is based on patients treated on this contract for their most recent course of treatment. Figures in italics indicate the base number of FP17s or Patient Questionnaire responses are less than 100. N/A is shown where the base number of responses is less than 10 during the period. % is calculated as Quantity/Base number*100

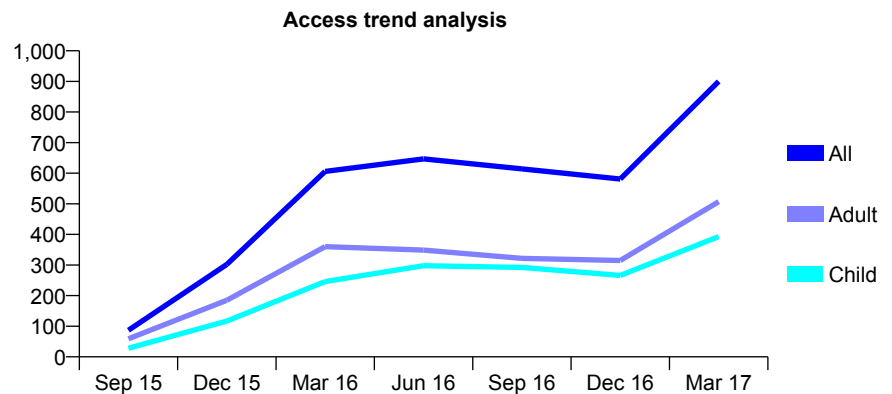
Q68 - Vital Signs At a Glance Contract Report for 168858/0001 - Year end March 2017

Name or company name	Ms A Jawahar
Contract type name	GDS Contract
Purpose of contract	General
Contract start date	01/08/2015
Contract end date	

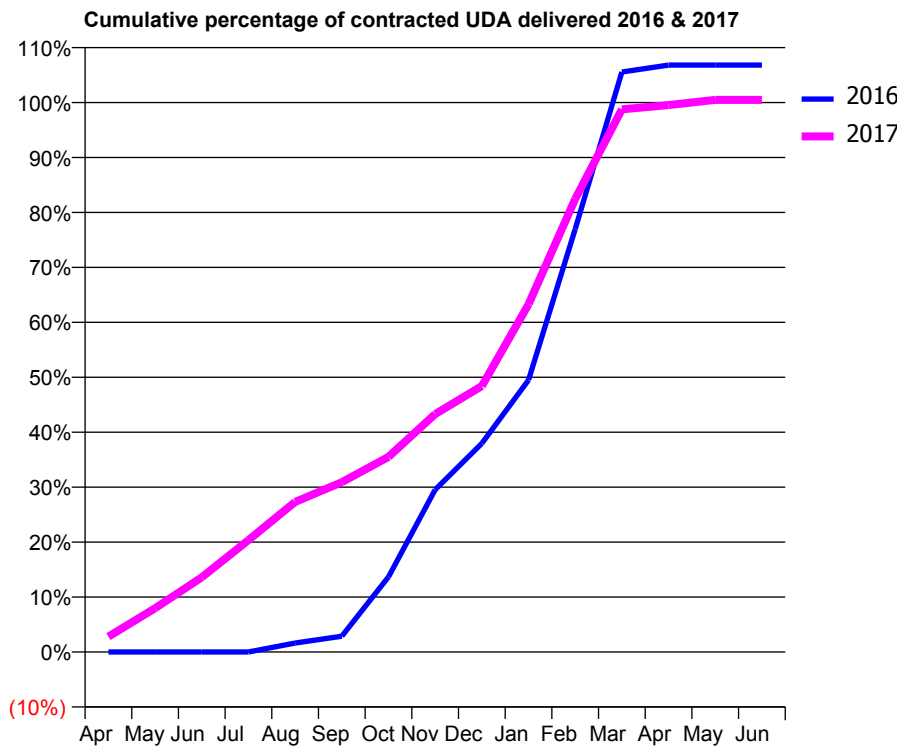
16/17 Contracted general activity (UDA)	2,210
Carry forward general activity (UDA)	-17
16/17 Contracted orthodontic activity (UOA)	0
Carry forward orthodontic activity (UOA)	0
Baseline contract value	£49,541.14

ACCESS*

Patients seen in 24 months	Total	Change since previous quarter
Quarter ending March 2016	606	
Quarter ending June 2016	647	↑
Quarter ending September 2016	614	↓
Quarter ending December 2016	581	↓
Quarter ending March 2017	900	↑
Variance since March 2016	48.5%	↑



ACTIVITY



Month	Adjusted Scheduled Activity (UDA)	
	2016	2017
April	0	62
May	0	176
June	0	300
July	0	450
August	24	604
September	42	683
October	201	785
November	435	957
December	559	1,069
January	729	1,398
February	1,134	1,822
March	1,555	2,183
April	1,573	2,200
May	1,573	2,221
June	1,573	2,221

QUALITY

	Quantity	Base Number	Contract	AT	Region	England
% of FP17s for the same patient ID Re-attending within 3 months - Children	36	566	6.4%	9.8%	11.9%	12.3%
% of FP17s for the same patient ID Re-attending within 3 months - Adults	65	617	10.5%	15.9%	16.6%	16.7%
% of FP17s for the same patient ID Re-attending between 3 & 9 months - Children	207	566	36.6%	59.0%	60.2%	57.6%
% of FP17s for the same patient ID Re-attending between 3 & 9 months - Adults	167	617	27.1%	50.5%	51.5%	50.1%
% of FP17s for Band 1 Urgent Courses	84	1,206	7.0%	9.5%	9.5%	9.1%
% of FP17s Relating to Free Repair or Replacements	4	1,206	0.3%	0.6%	0.7%	0.8%
% of FP17s Relating to Continuations	2	1,206	0.2%	1.1%	1.2%	1.2%
% of Patients satisfied with the dentistry they have received	2	2	N/A	92.4%	93.1%	92.8%
% of Patients satisfied with the time they had to wait for an appointment	2	2	N/A	89.1%	88.8%	88.7%

* This is based on patients treated on this contract for their most recent course of treatment. Figures in italics indicate the base number of FP17s or Patient Questionnaire responses are less than 100. N/A is shown where the base number of responses is less than 10 during the period. % is calculated as Quantity/Base number*100

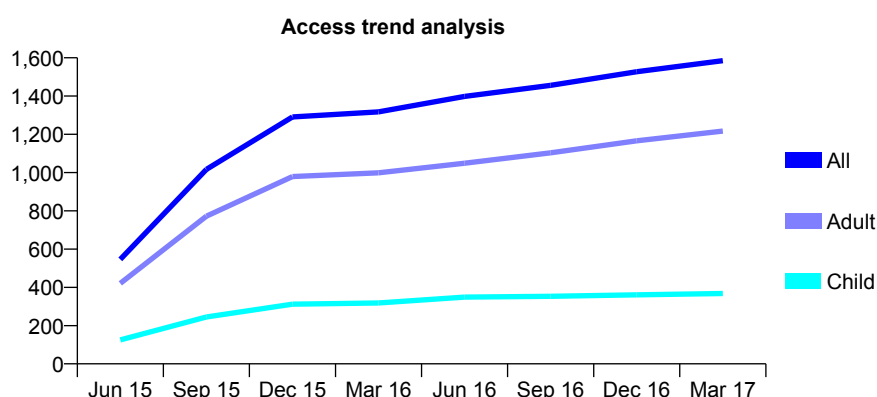
Q68 - Vital Signs At a Glance Contract Report for 169927/0002 - Year end March 2017

Name or company name	Kings Dental Care
Contract type name	GDS Contract
Purpose of contract	General
Contract start date	01/04/2015
Contract end date	

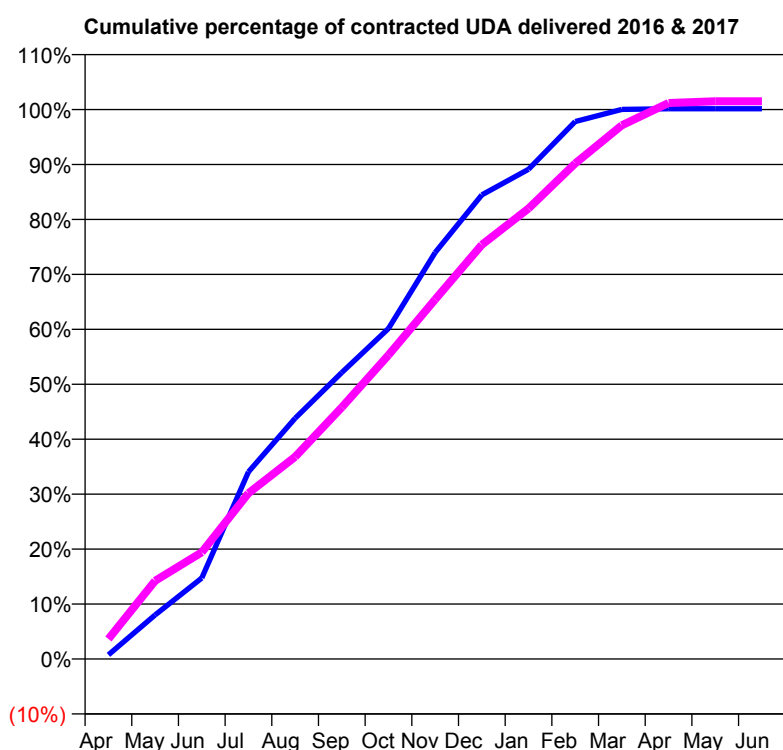
16/17 Contracted general activity (UDA)	4,840
Carry forward general activity (UDA)	-7
16/17 Contracted orthodontic activity (UOA)	0
Carry forward orthodontic activity (UOA)	0
Baseline contract value	£117,553.41

ACCESS*

Patients seen in 24 months	Total	Change since previous quarter
Quarter ending March 2016	1,317	
Quarter ending June 2016	1,398	↑
Quarter ending September 2016	1,456	↑
Quarter ending December 2016	1,527	↑
Quarter ending March 2017	1,585	↑
Variance since March 2016	20.3%	↑



ACTIVITY



Adjusted Scheduled Activity (UDA)		
Month	2016	2017
April	37	176
May	387	689
June	713	940
July	1,646	1,460
August	2,117	1,781
September	2,519	2,217
October	2,906	2,678
November	3,575	3,167
December	4,081	3,649
January	4,307	3,968
February	4,726	4,365
March	4,833	4,701
April	4,839	4,897
May	4,839	4,912
June	4,839	4,912

QUALITY

	Quantity	Base Number	Contract	AT	Region	England
% of FP17s for the same patient ID Re-attending within 3 months - Children	38	566	6.7%	9.8%	11.9%	12.3%
% of FP17s for the same patient ID Re-attending within 3 months - Adults	268	1,772	15.1%	15.9%	16.6%	16.7%
% of FP17s for the same patient ID Re-attending between 3 & 9 months - Children	344	566	60.8%	59.0%	60.2%	57.6%
% of FP17s for the same patient ID Re-attending between 3 & 9 months - Adults	914	1,772	51.6%	50.5%	51.5%	50.1%
% of FP17s for Band 1 Urgent Courses	240	2,414	9.9%	9.5%	9.5%	9.1%
% of FP17s Relating to Free Repair or Replacements	8	2,414	0.3%	0.6%	0.7%	0.8%
% of FP17s Relating to Continuations	30	2,414	1.2%	1.1%	1.2%	1.2%
% of Patients satisfied with the dentistry they have received	14	14	100.0%	92.4%	93.1%	92.8%
% of Patients satisfied with the time they had to wait for an appointment	13	14	92.9%	89.1%	88.8%	88.7%

* This is based on patients treated on this contract for their most recent course of treatment. Figures in italics indicate the base number of FP17s or Patient Questionnaire responses are less than 100. N/A is shown where the base number of responses is less than 10 during the period. % is calculated as Quantity/Base number*100

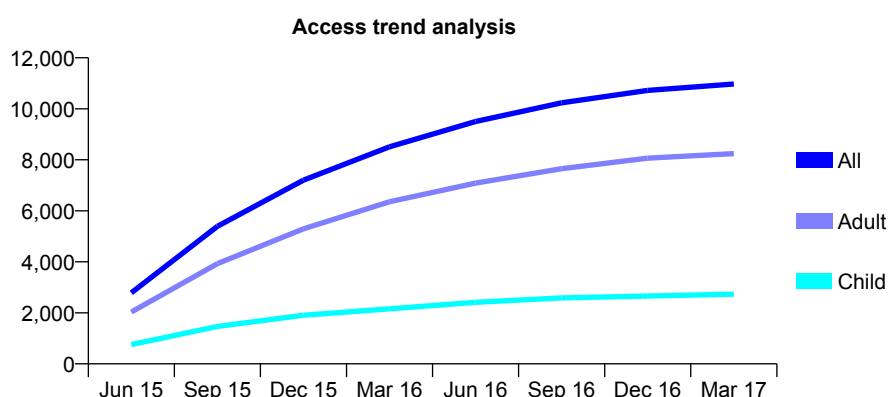
Q68 - Vital Signs At a Glance Contract Report for 170534/0002 - Year end March 2017

Name or company name	Mr F Grover & P Marsden
Contract type name	GDS Contract
Purpose of contract	General
Contract start date	02/03/2015
Contract end date	

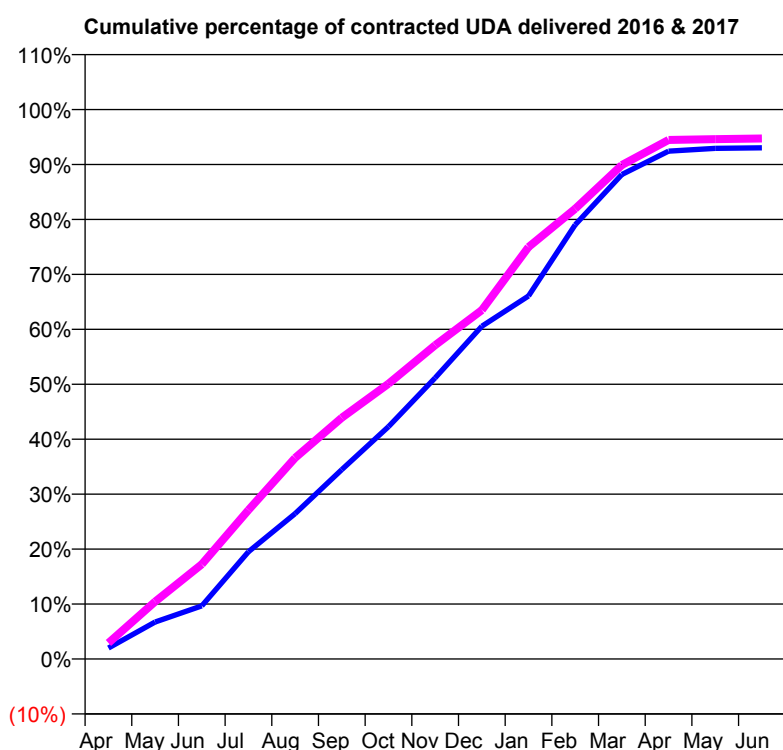
16/17 Contracted general activity (UDA)	26,889
Carry forward general activity (UDA)	0
16/17 Contracted orthodontic activity (UOA)	0
Carry forward orthodontic activity (UOA)	0
Baseline contract value	£724,286.72

ACCESS*

Patients seen in 24 months	Total	Change since previous quarter
Quarter ending March 2016	8,510	
Quarter ending June 2016	9,501	↑
Quarter ending September 2016	10,237	↑
Quarter ending December 2016	10,723	↑
Quarter ending March 2017	10,973	↑
Variance since March 2016	28.9%	↑



ACTIVITY



Adjusted Scheduled Activity (UDA)		
Month	2016	2017
April	538	789
May	1,813	2,811
June	2,601	4,634
July	5,251	7,295
August	7,114	9,846
September	9,272	11,807
October	11,367	13,469
November	13,761	15,354
December	16,284	17,074
January	17,764	20,157
February	21,251	22,033
March	23,710	24,170
April	24,853	25,397
May	24,986	25,436
June	25,014	25,474

QUALITY

	Quantity	Base Number	Contract	AT	Region	England
% of FP17s for the same patient ID Re-attending within 3 months - Children	205	3,070	6.7%	9.8%	11.9%	12.3%
% of FP17s for the same patient ID Re-attending within 3 months - Adults	1,696	9,653	17.6%	15.9%	16.6%	16.7%
% of FP17s for the same patient ID Re-attending between 3 & 9 months - Children	1,452	3,070	47.3%	59.0%	60.2%	57.6%
% of FP17s for the same patient ID Re-attending between 3 & 9 months - Adults	4,283	9,653	44.4%	50.5%	51.5%	50.1%
% of FP17s for Band 1 Urgent Courses	1,524	11,865	12.8%	9.5%	9.5%	9.1%
% of FP17s Relating to Free Repair or Replacements	76	11,865	0.6%	0.6%	0.7%	0.8%
% of FP17s Relating to Continuations	180	11,865	1.5%	1.1%	1.2%	1.2%
% of Patients satisfied with the dentistry they have received	14	14	100.0%	92.4%	93.1%	92.8%
% of Patients satisfied with the time they had to wait for an appointment	13	14	92.9%	89.1%	88.8%	88.7%

* This is based on patients treated on this contract for their most recent course of treatment. Figures in italics indicate the base number of FP17s or Patient Questionnaire responses are less than 100. N/A is shown where the base number of responses is less than 10 during the period. % is calculated as Quantity/Base number*100

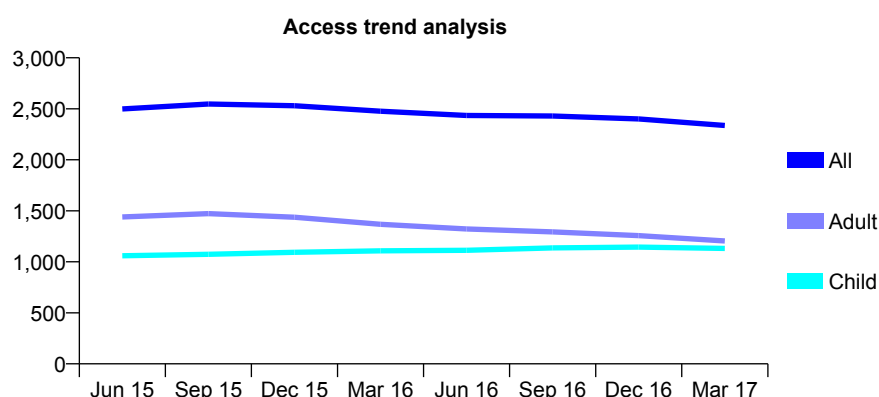
Q68 - Vital Signs At a Glance Contract Report for 171107/0001 - Year end March 2017

Name or company name	Mr Sachin Anand & Miss Shalini Anand
Contract type name	GDS Contract
Purpose of contract	General
Contract start date	02/03/2009
Contract end date	

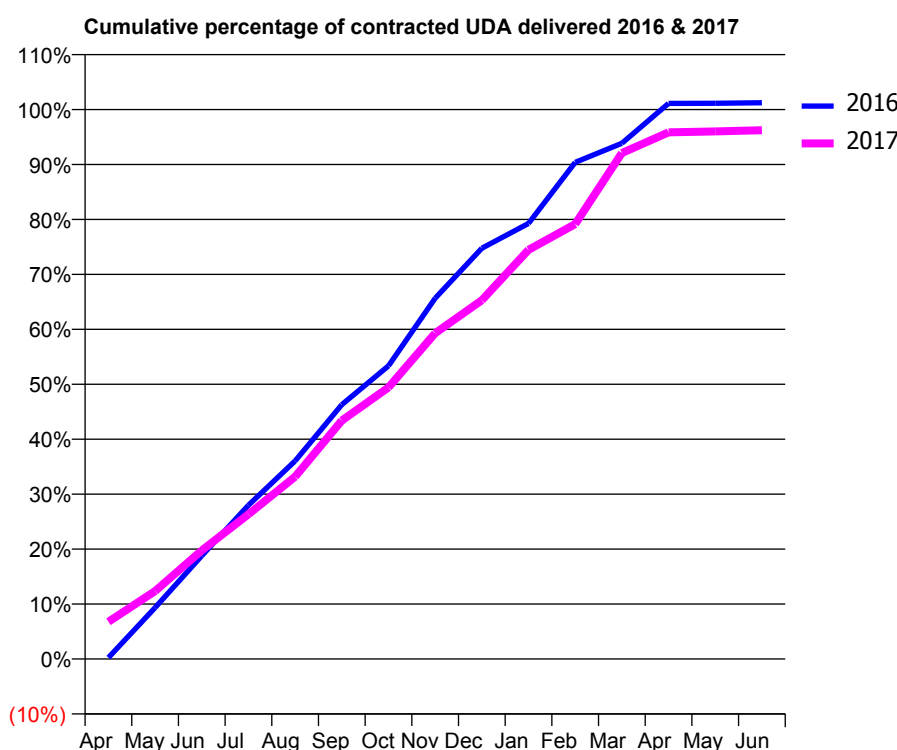
16/17 Contracted general activity (UDA)	5,855
Carry forward general activity (UDA)	-73
16/17 Contracted orthodontic activity (UOA)	0
Carry forward orthodontic activity (UOA)	0
Baseline contract value	£130,131.34

ACCESS*

Patients seen in 24 months	Total	Change since previous quarter
Quarter ending March 2016	2,476	
Quarter ending June 2016	2,435	↓
Quarter ending September 2016	2,430	→
Quarter ending December 2016	2,401	↓
Quarter ending March 2017	2,337	↓
Variance since March 2016	(5.6%)	↓



ACTIVITY



Adjusted Scheduled Activity (UDA)		
Month	2016	2017
April	14	397
May	548	723
June	1,101	1,157
July	1,639	1,543
August	2,110	1,943
September	2,710	2,542
October	3,123	2,894
November	3,844	3,472
December	4,377	3,823
January	4,641	4,359
February	5,292	4,634
March	5,495	5,392
April	5,920	5,612
May	5,921	5,621
June	5,928	5,634

QUALITY

	Quantity	Base Number	Contract	AT	Region	England
% of FP17s for the same patient ID Re-attending within 3 months - Children	147	1,826	8.1%	9.8%	11.9%	12.3%
% of FP17s for the same patient ID Re-attending within 3 months - Adults	212	1,624	13.1%	15.9%	16.6%	16.7%
% of FP17s for the same patient ID Re-attending between 3 & 9 months - Children	1,133	1,826	62.0%	59.0%	60.2%	57.6%
% of FP17s for the same patient ID Re-attending between 3 & 9 months - Adults	915	1,624	56.3%	50.5%	51.5%	50.1%
% of FP17s for Band 1 Urgent Courses	240	3,317	7.2%	9.5%	9.5%	9.1%
% of FP17s Relating to Free Repair or Replacements	21	3,317	0.6%	0.6%	0.7%	0.8%
% of FP17s Relating to Continuations	10	3,317	0.3%	1.1%	1.2%	1.2%
% of Patients satisfied with the dentistry they have received	6	6	N/A	92.4%	93.1%	92.8%
% of Patients satisfied with the time they had to wait for an appointment	5	6	N/A	89.1%	88.8%	88.7%

* This is based on patients treated on this contract for their most recent course of treatment. Figures in italics indicate the base number of FP17s or Patient Questionnaire responses are less than 100. N/A is shown where the base number of responses is less than 10 during the period. % is calculated as Quantity/Base number*100

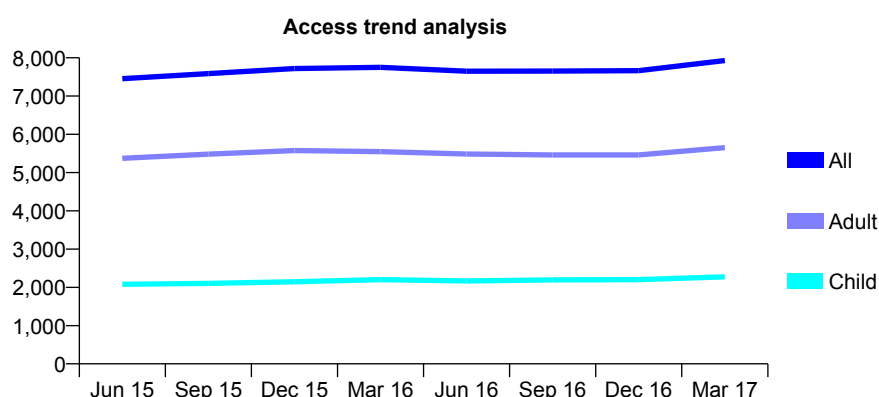
Q68 - Vital Signs At a Glance Contract Report for 171107/0002 - Year end March 2017

Name or company name	Mr Sachin Anand & Miss Shalini Anand
Contract type name	GDS Contract
Purpose of contract	General
Contract start date	01/12/2012
Contract end date	

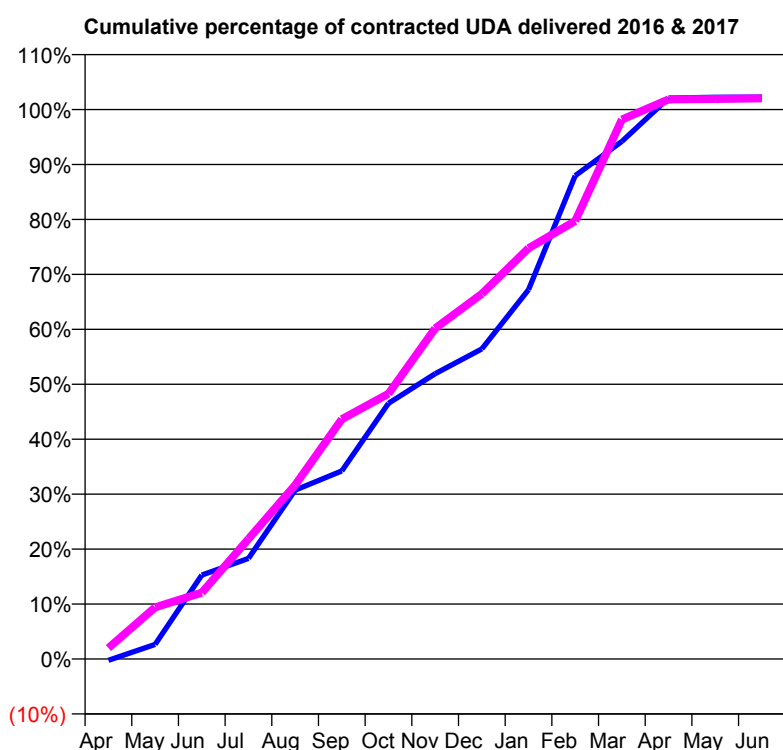
16/17 Contracted general activity (UDA)	21,500
Carry forward general activity (UDA)	-430
16/17 Contracted orthodontic activity (UOA)	0
Carry forward orthodontic activity (UOA)	0
Baseline contract value	£576,673.29

ACCESS*

Patients seen in 24 months	Total	Change since previous quarter
Quarter ending March 2016	7,750	
Quarter ending June 2016	7,649	↓
Quarter ending September 2016	7,654	→
Quarter ending December 2016	7,663	→
Quarter ending March 2017	7,927	↑
Variance since March 2016	2.3%	↑



ACTIVITY



Adjusted Scheduled Activity (UDA)		
Month	2016	2017
April	-57	430
May	571	2,023
June	3,283	2,594
July	3,937	4,697
August	6,610	6,809
September	7,361	9,385
October	10,004	10,381
November	11,164	12,939
December	12,133	14,286
January	14,452	16,070
February	18,908	17,135
March	20,254	21,107
April	21,949	21,895
May	21,978	21,912
June	21,981	21,938

QUALITY

	Quantity	Base Number	Contract	AT	Region	England
% of FP17s for the same patient ID Re-attending within 3 months - Children	258	4,000	6.5%	9.8%	11.9%	12.3%
% of FP17s for the same patient ID Re-attending within 3 months - Adults	1,116	8,730	12.8%	15.9%	16.6%	16.7%
% of FP17s for the same patient ID Re-attending between 3 & 9 months - Children	2,936	4,000	73.4%	59.0%	60.2%	57.6%
% of FP17s for the same patient ID Re-attending between 3 & 9 months - Adults	4,856	8,730	55.6%	50.5%	51.5%	50.1%
% of FP17s for Band 1 Urgent Courses	664	12,050	5.5%	9.5%	9.5%	9.1%
% of FP17s Relating to Free Repair or Replacements	137	12,050	1.1%	0.6%	0.7%	0.8%
% of FP17s Relating to Continuations	113	12,050	0.9%	1.1%	1.2%	1.2%
% of Patients satisfied with the dentistry they have received	16	18	88.9%	92.4%	93.1%	92.8%
% of Patients satisfied with the time they had to wait for an appointment	16	18	88.9%	89.1%	88.8%	88.7%

* This is based on patients treated on this contract for their most recent course of treatment. Figures in italics indicate the base number of FP17s or Patient Questionnaire responses are less than 100. N/A is shown where the base number of responses is less than 10 during the period. % is calculated as Quantity/Base number*100

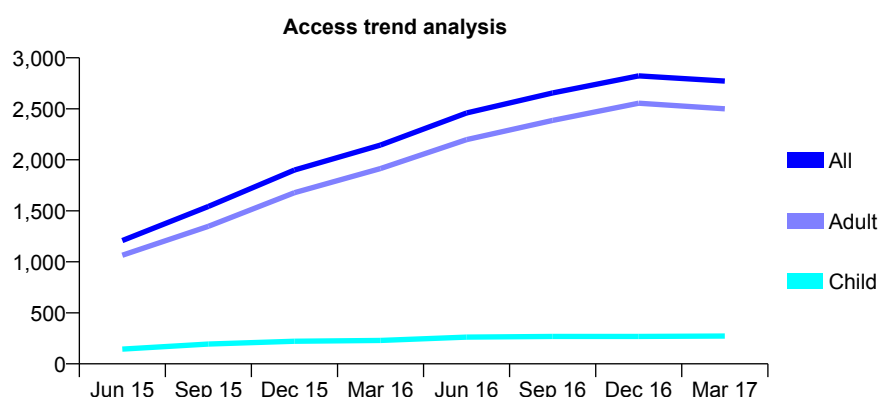
Q68 - Vital Signs At a Glance Contract Report for 171719/0001 - Year end March 2017

Name or company name	Mr A Elamin
Contract type name	GDS Contract
Purpose of contract	General
Contract start date	01/12/2014
Contract end date	

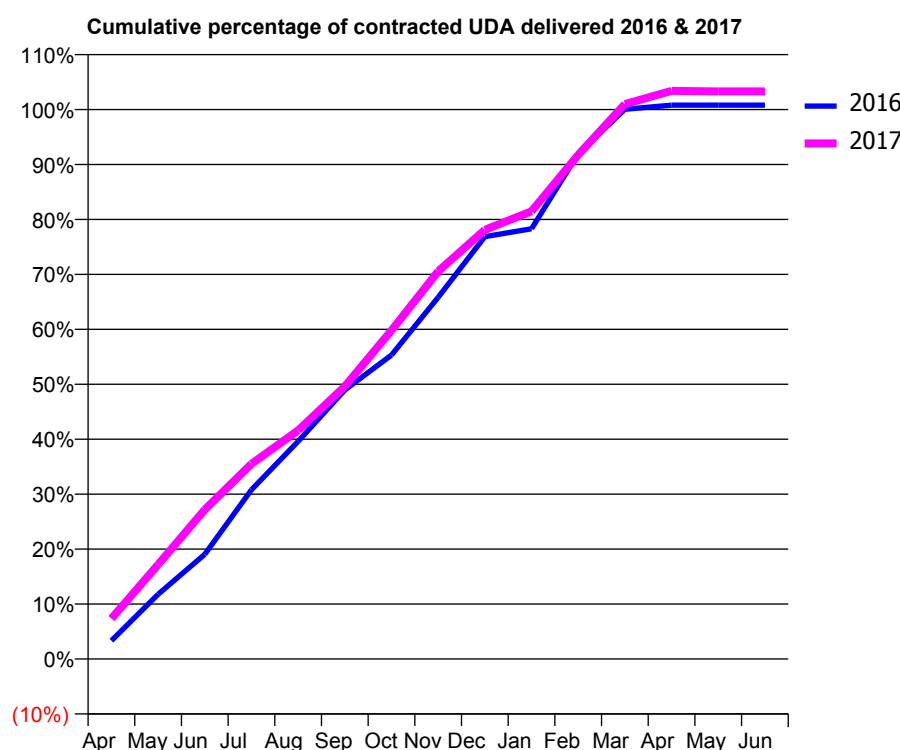
16/17 Contracted general activity (UDA)	6,255
Carry forward general activity (UDA)	-49
16/17 Contracted orthodontic activity (UOA)	0
Carry forward orthodontic activity (UOA)	0
Baseline contract value	£164,571.69

ACCESS*

Patients seen in 24 months	Total	Change since previous quarter
Quarter ending March 2016	2,144	
Quarter ending June 2016	2,460	↑
Quarter ending September 2016	2,655	↑
Quarter ending December 2016	2,823	↑
Quarter ending March 2017	2,772	↓
Variance since March 2016	29.3%	↑



ACTIVITY



Adjusted Scheduled Activity (UDA)		
Month	2016	2017
April	209	461
May	738	1,075
June	1,193	1,701
July	1,927	2,222
August	2,478	2,603
September	3,062	3,104
October	3,460	3,741
November	4,117	4,413
December	4,809	4,886
January	4,898	5,096
February	5,753	5,738
March	6,257	6,317
April	6,304	6,467
May	6,304	6,461
June	6,304	6,461

QUALITY

	Quantity	Base Number	Contract	AT	Region	England
% of FP17s for the same patient ID Re-attending within 3 months - Children	68	376	18.1%	9.8%	11.9%	12.3%
% of FP17s for the same patient ID Re-attending within 3 months - Adults	618	2,537	24.4%	15.9%	16.6%	16.7%
% of FP17s for the same patient ID Re-attending between 3 & 9 months - Children	106	376	28.2%	59.0%	60.2%	57.6%
% of FP17s for the same patient ID Re-attending between 3 & 9 months - Adults	406	2,537	16.0%	50.5%	51.5%	50.1%
% of FP17s for Band 1 Urgent Courses	725	2,969	24.4%	9.5%	9.5%	9.1%
% of FP17s Relating to Free Repair or Replacements	101	2,969	3.4%	0.6%	0.7%	0.8%
% of FP17s Relating to Continuations	14	2,969	0.5%	1.1%	1.2%	1.2%
% of Patients satisfied with the dentistry they have received	0	0	N/A	92.4%	93.1%	92.8%
% of Patients satisfied with the time they had to wait for an appointment	0	0	N/A	89.1%	88.8%	88.7%

* This is based on patients treated on this contract for their most recent course of treatment. Figures in italics indicate the base number of FP17s or Patient Questionnaire responses are less than 100. N/A is shown where the base number of responses is less than 10 during the period. % is calculated as Quantity/Base number*100

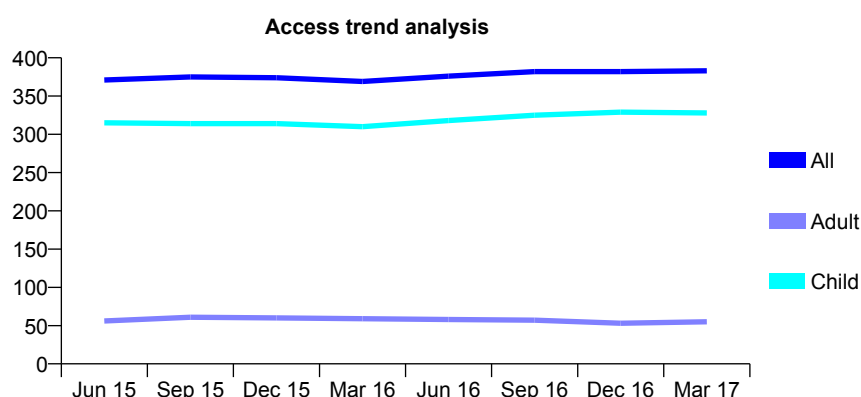
Q68 - Vital Signs At a Glance Contract Report for 171891/0001 - Year end March 2017

Name or company name	Chertsey Dental Practice Ltd
Contract type name	GDS Contract
Purpose of contract	General
Contract start date	01/10/2012
Contract end date	

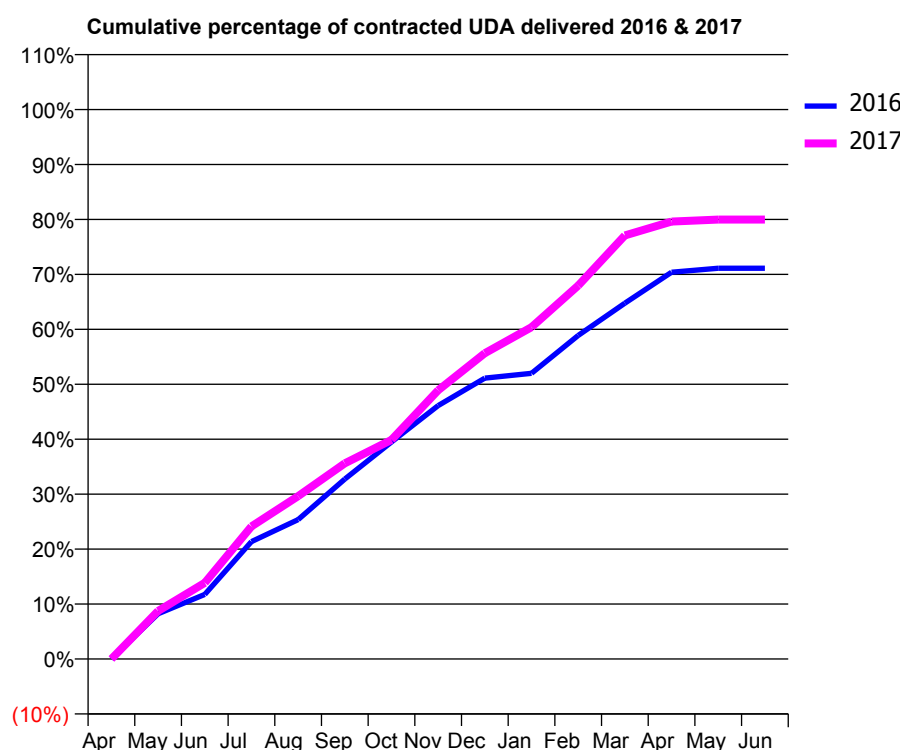
16/17 Contracted general activity (UDA)	800
Carry forward general activity (UDA)	0
16/17 Contracted orthodontic activity (UOA)	0
Carry forward orthodontic activity (UOA)	0
Baseline contract value	£19,991.49

ACCESS*

Patients seen in 24 months	Total	Change since previous quarter
Quarter ending March 2016	369	
Quarter ending June 2016	376	→
Quarter ending September 2016	382	→
Quarter ending December 2016	382	→
Quarter ending March 2017	383	→
Variance since March 2016	3.8%	↑



ACTIVITY



Month	Adjusted Scheduled Activity (UDA)	
	2016	2017
April	0	0
May	66	70
June	94	111
July	171	193
August	203	237
September	262	285
October	316	319
November	369	391
December	409	445
January	416	483
February	471	544
March	518	617
April	563	637
May	569	640
June	569	640

QUALITY

	Quantity	Base Number	Contract	AT	Region	England
% of FP17s for the same patient ID Re-attending within 3 months - Children	26	532	4.9%	9.8%	11.9%	12.3%
% of FP17s for the same patient ID Re-attending within 3 months - Adults	1	7	14.3%	15.9%	16.6%	16.7%
% of FP17s for the same patient ID Re-attending between 3 & 9 months - Children	321	532	60.3%	59.0%	60.2%	57.6%
% of FP17s for the same patient ID Re-attending between 3 & 9 months - Adults	3	7	42.9%	50.5%	51.5%	50.1%
% of FP17s for Band 1 Urgent Courses	9	509	1.8%	9.5%	9.5%	9.1%
% of FP17s Relating to Free Repair or Replacements	0	509	0.0%	0.6%	0.7%	0.8%
% of FP17s Relating to Continuations	0	509	0.0%	1.1%	1.2%	1.2%
% of Patients satisfied with the dentistry they have received	0	0	N/A	92.4%	93.1%	92.8%
% of Patients satisfied with the time they had to wait for an appointment	0	0	N/A	89.1%	88.8%	88.7%

* This is based on patients treated on this contract for their most recent course of treatment. Figures in italics indicate the base number of FP17s or Patient Questionnaire responses are less than 100. N/A is shown where the base number of responses is less than 10 during the period. % is calculated as Quantity/Base number*100

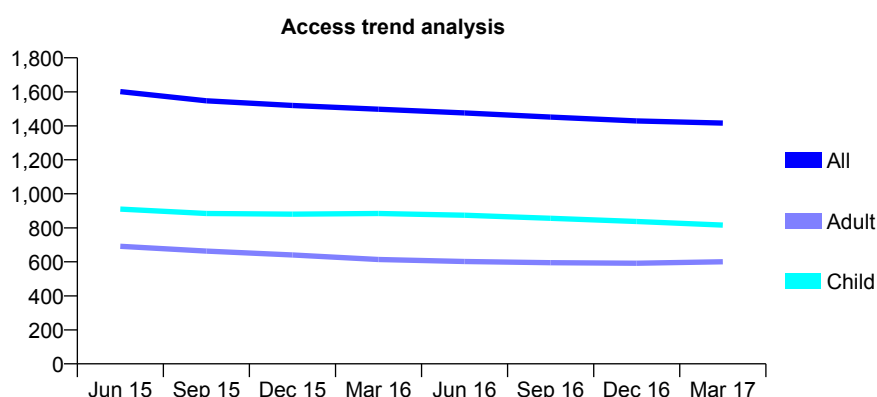
Q68 - Vital Signs At a Glance Contract Report for 171913/0001 - Year end March 2017

Name or company name	Andrew J S Mussett Ltd
Contract type name	GDS Contract
Purpose of contract	General
Contract start date	01/11/2009
Contract end date	

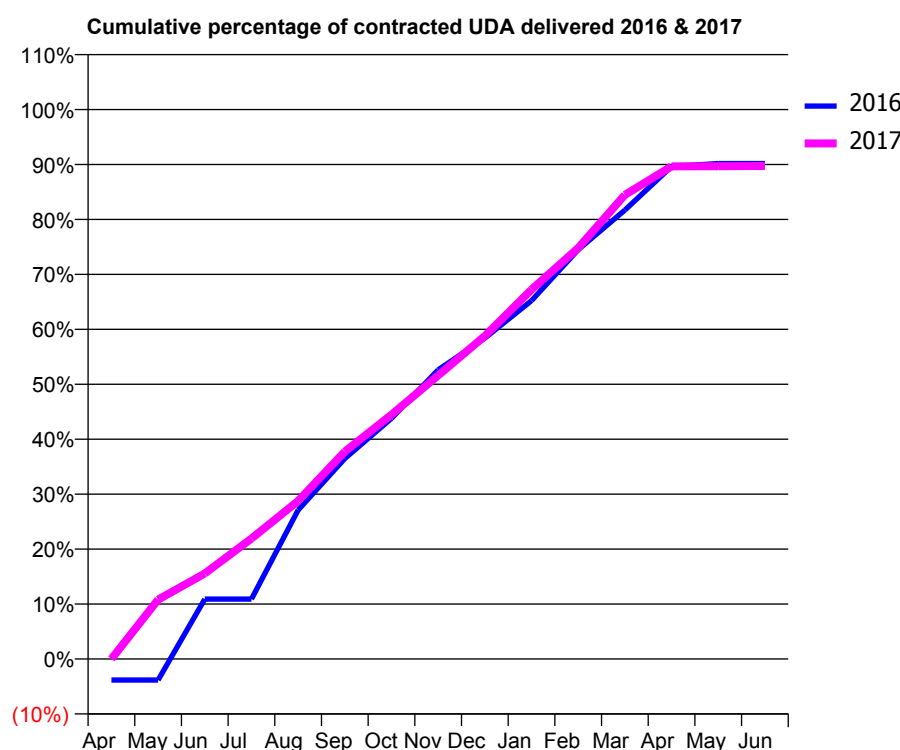
16/17 Contracted general activity (UDA)	3,520
Carry forward general activity (UDA)	0
16/17 Contracted orthodontic activity (UOA)	0
Carry forward orthodontic activity (UOA)	0
Baseline contract value	£86,404.04

ACCESS*

Patients seen in 24 months	Total	Change since previous quarter
Quarter ending March 2016	1,498	
Quarter ending June 2016	1,476	↓
Quarter ending September 2016	1,451	↓
Quarter ending December 2016	1,429	↓
Quarter ending March 2017	1,416	→
Variance since March 2016	(5.5%)	↓



ACTIVITY



Adjusted Scheduled Activity (UDA)		
Month	2016	2017
April	-135	0
May	-135	380
June	384	548
July	384	772
August	954	1,013
September	1,284	1,329
October	1,541	1,565
November	1,852	1,816
December	2,055	2,069
January	2,295	2,367
February	2,622	2,633
March	2,876	2,973
April	3,155	3,156
May	3,174	3,157
June	3,174	3,158

QUALITY

	Quantity	Base Number	Contract	AT	Region	England
% of FP17s for the same patient ID Re-attending within 3 months - Children	82	1,429	5.7%	9.8%	11.9%	12.3%
% of FP17s for the same patient ID Re-attending within 3 months - Adults	113	910	12.4%	15.9%	16.6%	16.7%
% of FP17s for the same patient ID Re-attending between 3 & 9 months - Children	965	1,429	67.5%	59.0%	60.2%	57.6%
% of FP17s for the same patient ID Re-attending between 3 & 9 months - Adults	637	910	70.0%	50.5%	51.5%	50.1%
% of FP17s for Band 1 Urgent Courses	69	2,253	3.1%	9.5%	9.5%	9.1%
% of FP17s Relating to Free Repair or Replacements	0	2,253	0.0%	0.6%	0.7%	0.8%
% of FP17s Relating to Continuations	0	2,253	0.0%	1.1%	1.2%	1.2%
% of Patients satisfied with the dentistry they have received	0	0	N/A	92.4%	93.1%	92.8%
% of Patients satisfied with the time they had to wait for an appointment	0	0	N/A	89.1%	88.8%	88.7%

* This is based on patients treated on this contract for their most recent course of treatment. Figures in italics indicate the base number of FP17s or Patient Questionnaire responses are less than 100. N/A is shown where the base number of responses is less than 10 during the period. % is calculated as Quantity/Base number*100

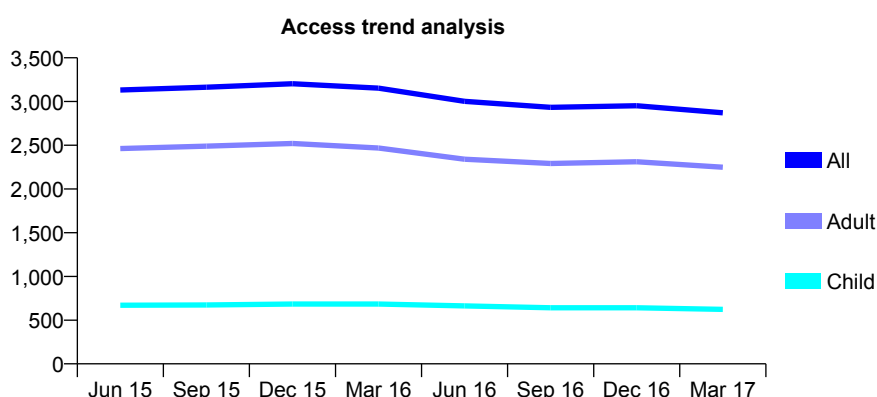
Q68 - Vital Signs At a Glance Contract Report for 175633/0001 - Year end March 2017

Name or company name	Mr M Eyrumlu & Mr A Eyrumlu
Contract type name	GDS Contract
Purpose of contract	General
Contract start date	01/12/2010
Contract end date	

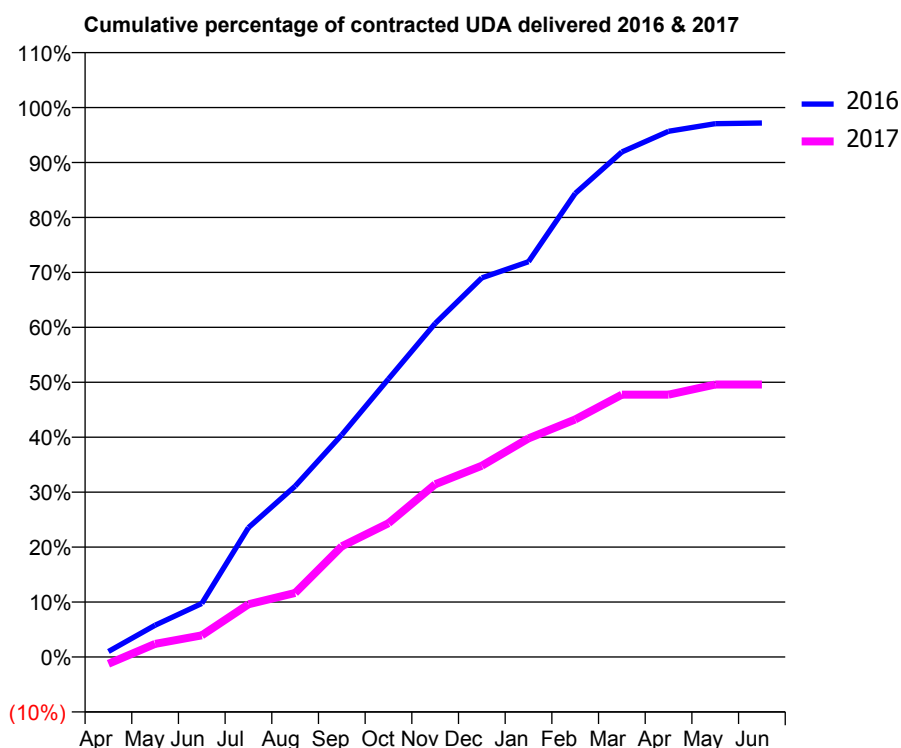
16/17 Contracted general activity (UDA)	12,150
Carry forward general activity (UDA)	343
16/17 Contracted orthodontic activity (UOA)	0
Carry forward orthodontic activity (UOA)	0
Baseline contract value	£291,929.38

ACCESS*

Patients seen in 24 months	Total	Change since previous quarter
Quarter ending March 2016	3,153	
Quarter ending June 2016	3,002	↓
Quarter ending September 2016	2,933	↓
Quarter ending December 2016	2,952	→
Quarter ending March 2017	2,871	↓
Variance since March 2016	(8.9%)	↓



ACTIVITY



Adjusted Scheduled Activity (UDA)		
Month	2016	2017
April	122	-151
May	705	292
June	1,184	480
July	2,860	1,165
August	3,780	1,418
September	4,914	2,448
October	6,150	2,958
November	7,376	3,820
December	8,385	4,229
January	8,740	4,834
February	10,251	5,252
March	11,166	5,802
April	11,624	5,802
May	11,792	6,024
June	11,807	6,024

QUALITY

	Quantity	Base Number	Contract	AT	Region	England
% of FP17s for the same patient ID Re-attending within 3 months - Children	44	741	5.9%	9.8%	11.9%	12.3%
% of FP17s for the same patient ID Re-attending within 3 months - Adults	346	2,711	12.8%	15.9%	16.6%	16.7%
% of FP17s for the same patient ID Re-attending between 3 & 9 months - Children	388	741	52.4%	59.0%	60.2%	57.6%
% of FP17s for the same patient ID Re-attending between 3 & 9 months - Adults	1,374	2,711	50.7%	50.5%	51.5%	50.1%
% of FP17s for Band 1 Urgent Courses	271	3,399	8.0%	9.5%	9.5%	9.1%
% of FP17s Relating to Free Repair or Replacements	30	3,399	0.9%	0.6%	0.7%	0.8%
% of FP17s Relating to Continuations	43	3,399	1.3%	1.1%	1.2%	1.2%
% of Patients satisfied with the dentistry they have received	5	6	N/A	92.4%	93.1%	92.8%
% of Patients satisfied with the time they had to wait for an appointment	6	6	N/A	89.1%	88.8%	88.7%

* This is based on patients treated on this contract for their most recent course of treatment. Figures in italics indicate the base number of FP17s or Patient Questionnaire responses are less than 100. N/A is shown where the base number of responses is less than 10 during the period. % is calculated as Quantity/Base number*100

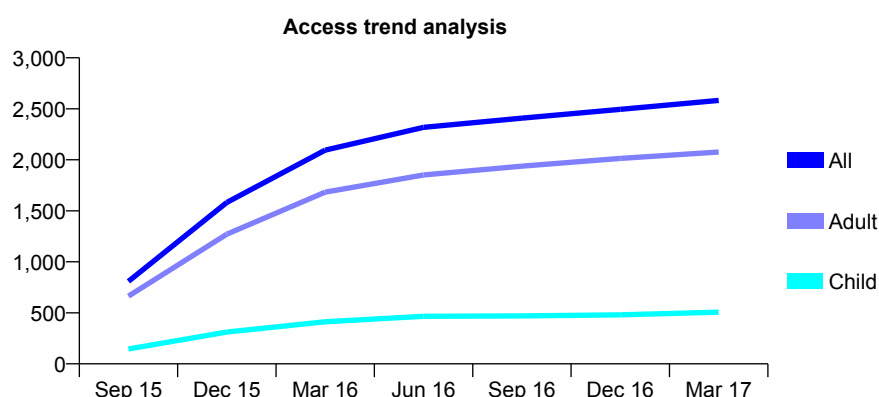
Q68 - Vital Signs At a Glance Contract Report for 176214/0001 - Year end March 2017

Name or company name	Warrior Square Dental Practice Ltd
Contract type name	GDS Contract
Purpose of contract	General
Contract start date	01/07/2015
Contract end date	

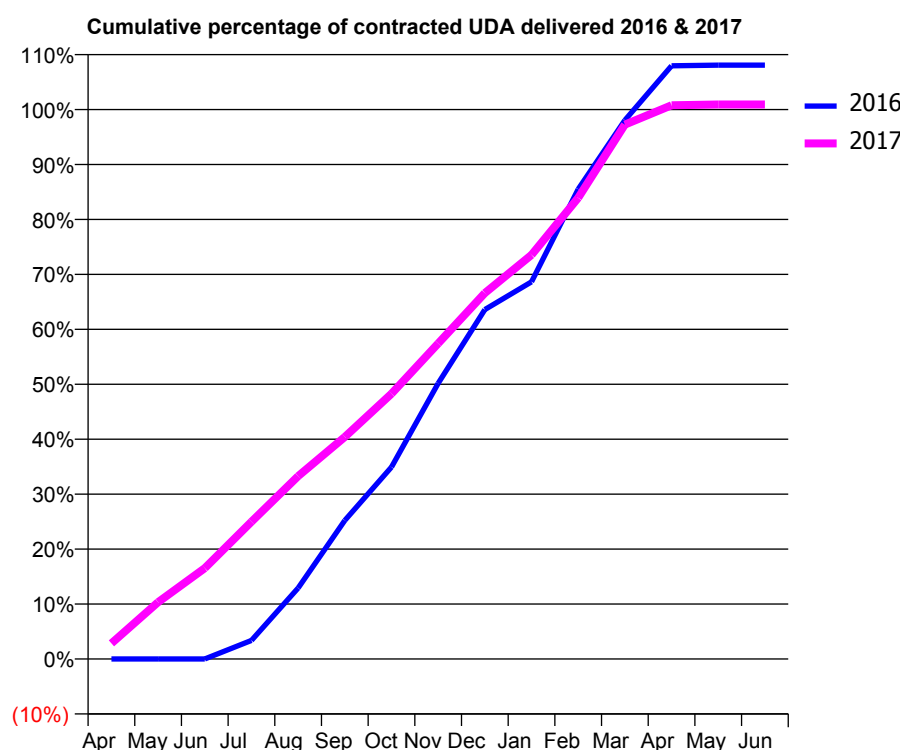
16/17 Contracted general activity (UDA)	7,000
Carry forward general activity (UDA)	51
16/17 Contracted orthodontic activity (UOA)	0
Carry forward orthodontic activity (UOA)	0
Baseline contract value	£171,383.97

ACCESS*

Patients seen in 24 months	Total	Change since previous quarter
Quarter ending March 2016	2,095	
Quarter ending June 2016	2,318	↑
Quarter ending September 2016	2,408	↑
Quarter ending December 2016	2,495	↑
Quarter ending March 2017	2,583	↑
Variance since March 2016	23.3%	↑



ACTIVITY



Month	Adjusted Scheduled Activity (UDA)	
	2016	2017
April	0	200
May	0	725
June	0	1,157
July	178	1,749
August	679	2,329
September	1,324	2,829
October	1,834	3,379
November	2,634	4,019
December	3,339	4,661
January	3,603	5,148
February	4,490	5,874
March	5,147	6,808
April	5,668	7,055
May	5,674	7,064
June	5,674	7,064

QUALITY

	Quantity	Base Number	Contract	AT	Region	England
% of FP17s for the same patient ID Re-attending within 3 months - Children	61	758	8.0%	9.8%	11.9%	12.3%
% of FP17s for the same patient ID Re-attending within 3 months - Adults	711	3,525	20.2%	15.9%	16.6%	16.7%
% of FP17s for the same patient ID Re-attending between 3 & 9 months - Children	280	758	36.9%	59.0%	60.2%	57.6%
% of FP17s for the same patient ID Re-attending between 3 & 9 months - Adults	1,730	3,525	49.1%	50.5%	51.5%	50.1%
% of FP17s for Band 1 Urgent Courses	371	3,723	10.0%	9.5%	9.5%	9.1%
% of FP17s Relating to Free Repair or Replacements	48	3,723	1.3%	0.6%	0.7%	0.8%
% of FP17s Relating to Continuations	26	3,723	0.7%	1.1%	1.2%	1.2%
% of Patients satisfied with the dentistry they have received	2	3	N/A	92.4%	93.1%	92.8%
% of Patients satisfied with the time they had to wait for an appointment	3	3	N/A	89.1%	88.8%	88.7%

* This is based on patients treated on this contract for their most recent course of treatment. Figures in italics indicate the base number of FP17s or Patient Questionnaire responses are less than 100. N/A is shown where the base number of responses is less than 10 during the period. % is calculated as Quantity/Base number*100

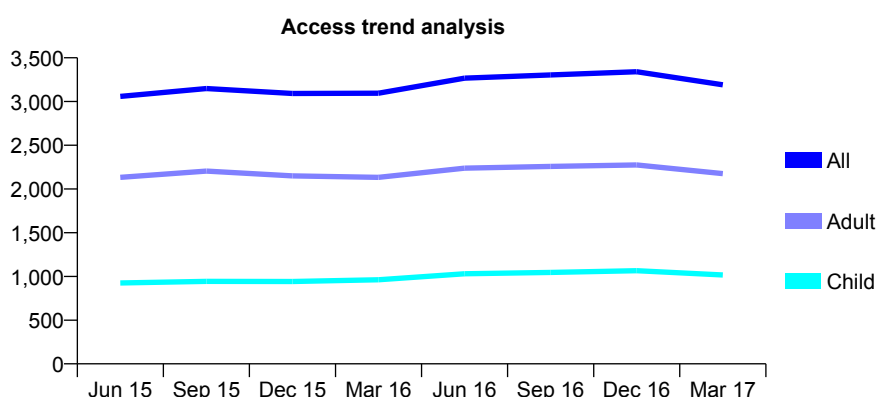
Q68 - Vital Signs At a Glance Contract Report for 176451/0001 - Year end March 2017

Name or company name	Tilgate Dental Care Ltd
Contract type name	GDS Contract
Purpose of contract	General
Contract start date	01/11/2007
Contract end date	

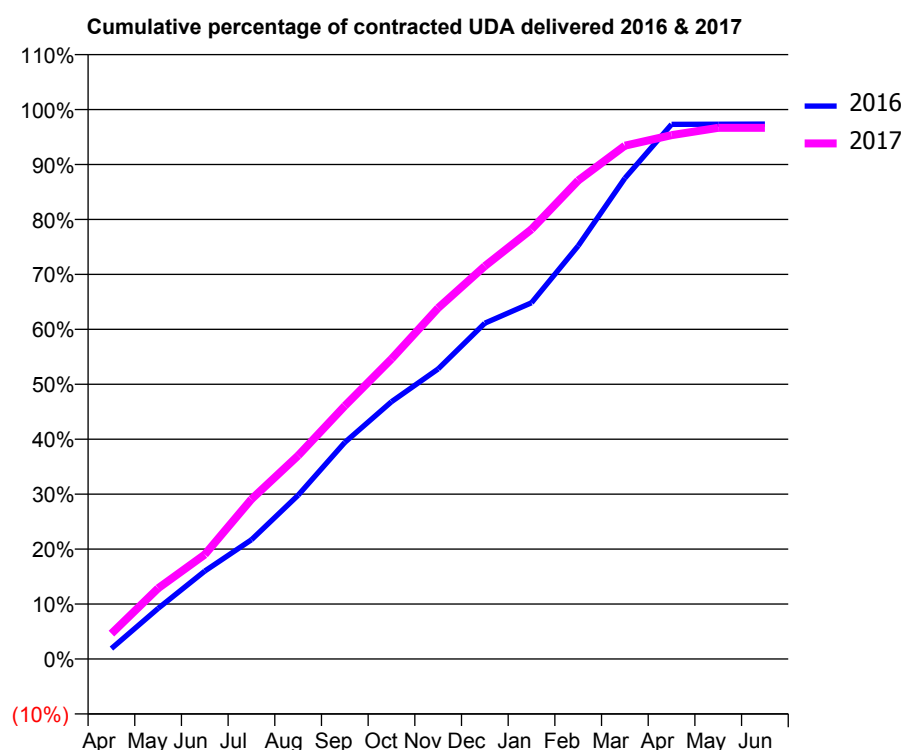
16/17 Contracted general activity (UDA)	10,656
Carry forward general activity (UDA)	284
16/17 Contracted orthodontic activity (UOA)	0
Carry forward orthodontic activity (UOA)	0
Baseline contract value	£328,821.17

ACCESS*

Patients seen in 24 months	Total	Change since previous quarter
Quarter ending March 2016	3,095	
Quarter ending June 2016	3,268	↑
Quarter ending September 2016	3,304	→
Quarter ending December 2016	3,340	→
Quarter ending March 2017	3,191	↓
Variance since March 2016	3.1%	↑



ACTIVITY



Adjusted Scheduled Activity (UDA)		
Month	2016	2017
April	204	492
May	981	1,373
June	1,706	2,027
July	2,312	3,099
August	3,178	3,946
September	4,200	4,910
October	4,988	5,820
November	5,626	6,807
December	6,513	7,619
January	6,907	8,333
February	8,011	9,278
March	9,324	9,955
April	10,369	10,160
May	10,371	10,302
June	10,372	10,302

QUALITY

	Quantity	Base Number	Contract	AT	Region	England
% of FP17s for the same patient ID Re-attending within 3 months - Children	88	1,602	5.5%	9.8%	11.9%	12.3%
% of FP17s for the same patient ID Re-attending within 3 months - Adults	332	2,968	11.2%	15.9%	16.6%	16.7%
% of FP17s for the same patient ID Re-attending between 3 & 9 months - Children	825	1,602	51.5%	59.0%	60.2%	57.6%
% of FP17s for the same patient ID Re-attending between 3 & 9 months - Adults	1,272	2,968	42.9%	50.5%	51.5%	50.1%
% of FP17s for Band 1 Urgent Courses	334	4,141	8.1%	9.5%	9.5%	9.1%
% of FP17s Relating to Free Repair or Replacements	58	4,141	1.4%	0.6%	0.7%	0.8%
% of FP17s Relating to Continuations	52	4,141	1.3%	1.1%	1.2%	1.2%
% of Patients satisfied with the dentistry they have received	5	6	N/A	92.4%	93.1%	92.8%
% of Patients satisfied with the time they had to wait for an appointment	5	6	N/A	89.1%	88.8%	88.7%

* This is based on patients treated on this contract for their most recent course of treatment. Figures in italics indicate the base number of FP17s or Patient Questionnaire responses are less than 100. N/A is shown where the base number of responses is less than 10 during the period. % is calculated as Quantity/Base number*100

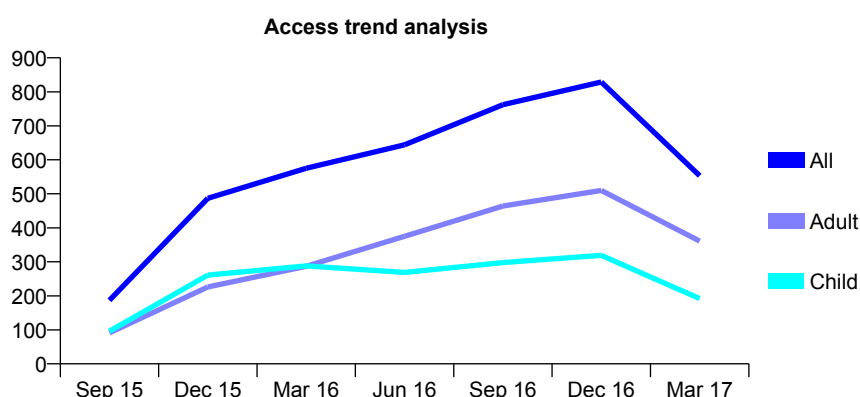
Q68 - Vital Signs At a Glance Contract Report for 177199/0001 - Year end March 2017

Name or company name	Ms A Jawahar
Contract type name	GDS Contract
Purpose of contract	General
Contract start date	01/08/2015
Contract end date	

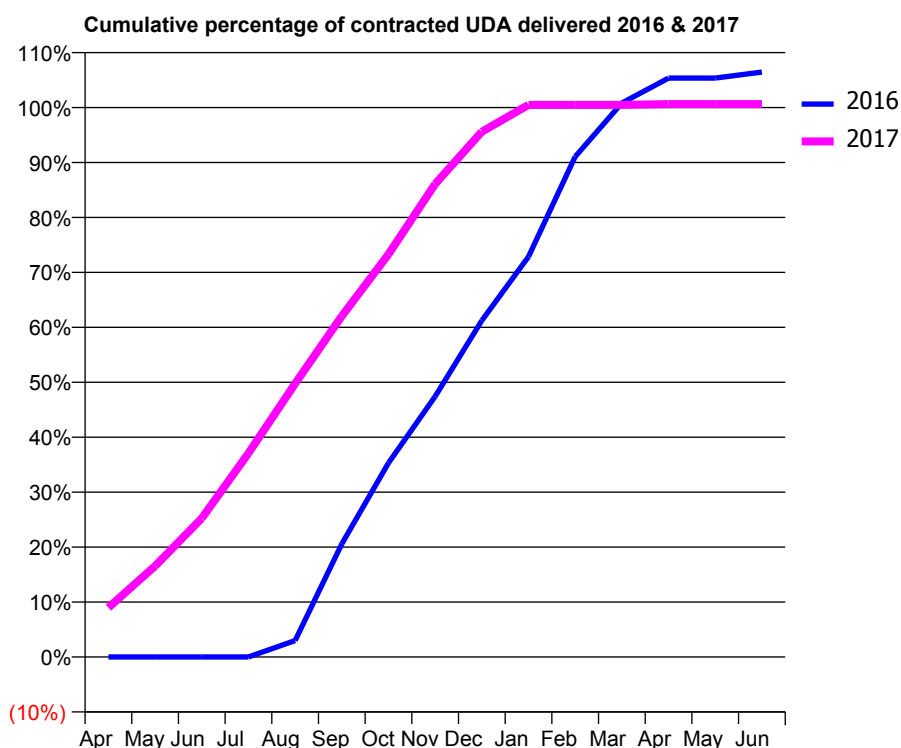
16/17 Contracted general activity (UDA)	2,200
Carry forward general activity (UDA)	-29
16/17 Contracted orthodontic activity (UOA)	0
Carry forward orthodontic activity (UOA)	0
Baseline contract value	£48,101.91

ACCESS*

Patients seen in 24 months	Total	Change since previous quarter
Quarter ending March 2016	575	
Quarter ending June 2016	644	↑
Quarter ending September 2016	762	↑
Quarter ending December 2016	829	↑
Quarter ending March 2017	553	↓
Variance since March 2016	(3.8%)	↓



ACTIVITY



Adjusted Scheduled Activity (UDA)		
Month	2016	2017
April	0	198
May	0	364
June	0	556
July	0	816
August	44	1,095
September	302	1,365
October	518	1,612
November	695	1,894
December	898	2,103
January	1,068	2,211
February	1,335	2,211
March	1,478	2,211
April	1,544	2,214
May	1,544	2,214
June	1,560	2,214

QUALITY

	Quantity	Base Number	Contract	AT	Region	England
% of FP17s for the same patient ID Re-attending within 3 months - Children	19	382	5.0%	9.8%	11.9%	12.3%
% of FP17s for the same patient ID Re-attending within 3 months - Adults	112	679	16.5%	15.9%	16.6%	16.7%
% of FP17s for the same patient ID Re-attending between 3 & 9 months - Children	144	382	37.7%	59.0%	60.2%	57.6%
% of FP17s for the same patient ID Re-attending between 3 & 9 months - Adults	219	679	32.3%	50.5%	51.5%	50.1%
% of FP17s for Band 1 Urgent Courses	113	1,041	10.9%	9.5%	9.5%	9.1%
% of FP17s Relating to Free Repair or Replacements	9	1,041	0.9%	0.6%	0.7%	0.8%
% of FP17s Relating to Continuations	4	1,041	0.4%	1.1%	1.2%	1.2%
% of Patients satisfied with the dentistry they have received	0	0	N/A	92.4%	93.1%	92.8%
% of Patients satisfied with the time they had to wait for an appointment	0	0	N/A	89.1%	88.8%	88.7%

* This is based on patients treated on this contract for their most recent course of treatment. Figures in italics indicate the base number of FP17s or Patient Questionnaire responses are less than 100. N/A is shown where the base number of responses is less than 10 during the period. % is calculated as Quantity/Base number*100

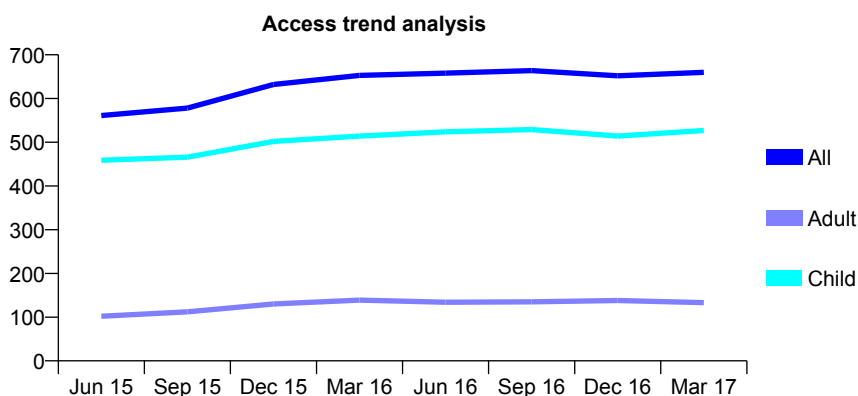
Q68 - Vital Signs At a Glance Contract Report for 177202/0001 - Year end March 2017

Name or company name	Mr P Poole and Mr J Drewett
Contract type name	GDS Contract
Purpose of contract	General
Contract start date	01/04/2014
Contract end date	

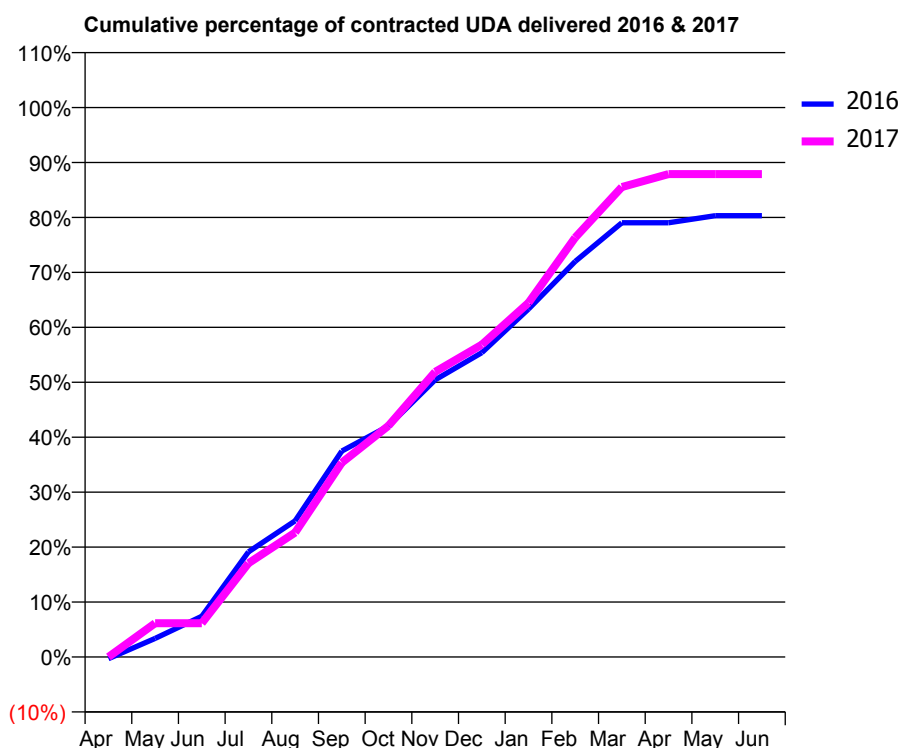
16/17 Contracted general activity (UDA)	1,239
Carry forward general activity (UDA)	0
16/17 Contracted orthodontic activity (UOA)	0
Carry forward orthodontic activity (UOA)	0
Baseline contract value	£27,533.05

ACCESS*

Patients seen in 24 months	Total	Change since previous quarter
Quarter ending March 2016	653	
Quarter ending June 2016	658	→
Quarter ending September 2016	664	→
Quarter ending December 2016	652	↓
Quarter ending March 2017	660	→
Variance since March 2016	1.1%	→



ACTIVITY



Month	Adjusted Scheduled Activity (UDA)	
	2016	2017
April	-4	0
May	42	76
June	92	76
July	237	212
August	307	281
September	464	438
October	521	522
November	625	643
December	686	704
January	785	799
February	892	946
March	979	1,060
April	979	1,089
May	995	1,089
June	995	1,089

QUALITY

	Quantity	Base Number	Contract	AT	Region	England
% of FP17s for the same patient ID Re-attending within 3 months - Children	23	707	3.3%	9.8%	11.9%	12.3%
% of FP17s for the same patient ID Re-attending within 3 months - Adults	2	97	2.1%	15.9%	16.6%	16.7%
% of FP17s for the same patient ID Re-attending between 3 & 9 months - Children	395	707	55.9%	59.0%	60.2%	57.6%
% of FP17s for the same patient ID Re-attending between 3 & 9 months - Adults	43	97	44.3%	50.5%	51.5%	50.1%
% of FP17s for Band 1 Urgent Courses	14	734	1.9%	9.5%	9.5%	9.1%
% of FP17s Relating to Free Repair or Replacements	0	734	0.0%	0.6%	0.7%	0.8%
% of FP17s Relating to Continuations	0	734	0.0%	1.1%	1.2%	1.2%
% of Patients satisfied with the dentistry they have received	0	0	N/A	92.4%	93.1%	92.8%
% of Patients satisfied with the time they had to wait for an appointment	0	0	N/A	89.1%	88.8%	88.7%

* This is based on patients treated on this contract for their most recent course of treatment. Figures in italics indicate the base number of FP17s or Patient Questionnaire responses are less than 100. N/A is shown where the base number of responses is less than 10 during the period. % is calculated as Quantity/Base number*100

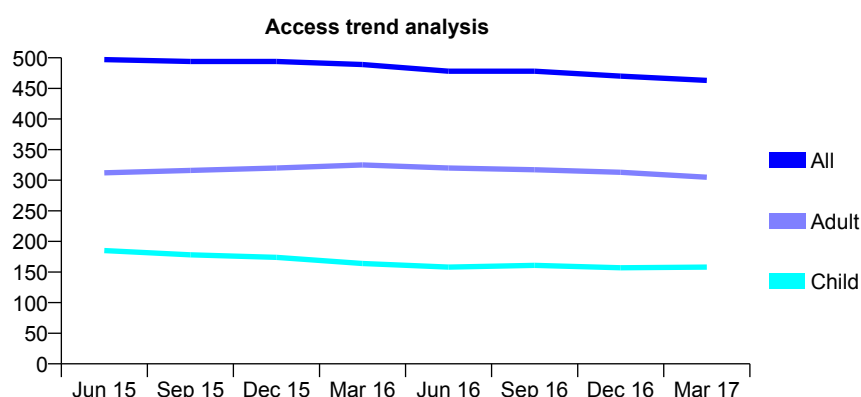
Q68 - Vital Signs At a Glance Contract Report for 178330/0001 - Year end March 2017

Name or company name	Tangmere Dental Care Limited
Contract type name	GDS Contract
Purpose of contract	General
Contract start date	01/04/2011
Contract end date	

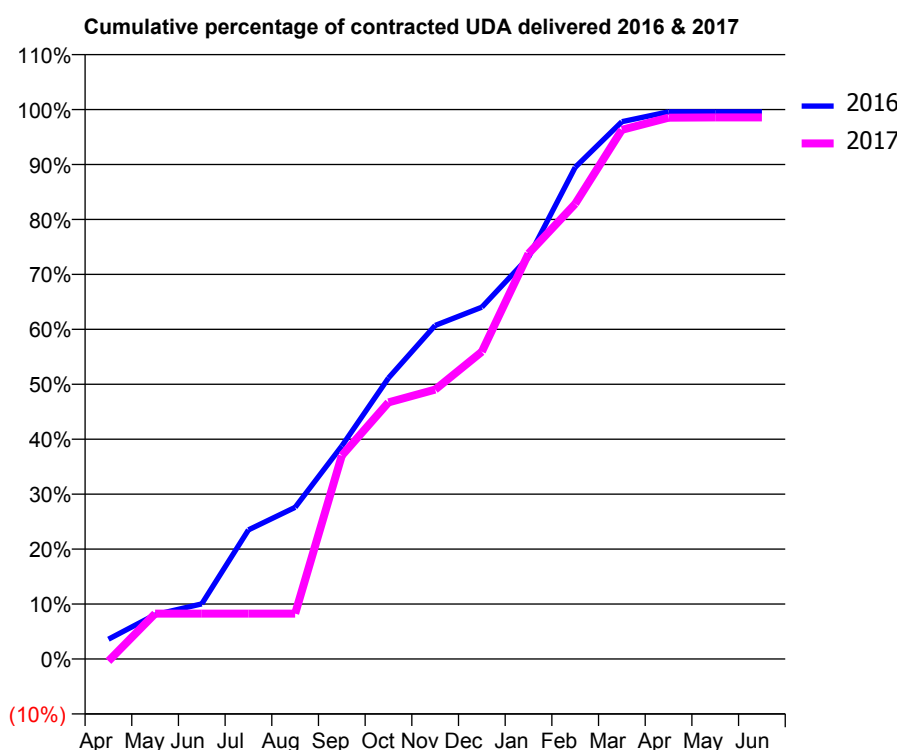
16/17 Contracted general activity (UDA)	1,960
Carry forward general activity (UDA)	8
16/17 Contracted orthodontic activity (UOA)	0
Carry forward orthodontic activity (UOA)	0
Baseline contract value	£52,716.25

ACCESS*

Patients seen in 24 months	Total	Change since previous quarter
Quarter ending March 2016	489	
Quarter ending June 2016	478	↓
Quarter ending September 2016	478	→
Quarter ending December 2016	470	↓
Quarter ending March 2017	463	↓
Variance since March 2016	(5.3%)	↓



ACTIVITY



Adjusted Scheduled Activity (UDA)		
Month	2016	2017
April	71	-8
May	158	162
June	197	162
July	461	162
August	541	162
September	760	726
October	1,002	915
November	1,190	961
December	1,255	1,096
January	1,433	1,446
February	1,754	1,623
March	1,917	1,887
April	1,952	1,931
May	1,952	1,932
June	1,952	1,932

QUALITY

	Quantity	Base Number	Contract	AT	Region	England
% of FP17s for the same patient ID Re-attending within 3 months - Children	29	291	10.0%	9.8%	11.9%	12.3%
% of FP17s for the same patient ID Re-attending within 3 months - Adults	60	448	13.4%	15.9%	16.6%	16.7%
% of FP17s for the same patient ID Re-attending between 3 & 9 months - Children	196	291	67.4%	59.0%	60.2%	57.6%
% of FP17s for the same patient ID Re-attending between 3 & 9 months - Adults	286	448	63.8%	50.5%	51.5%	50.1%
% of FP17s for Band 1 Urgent Courses	39	746	5.2%	9.5%	9.5%	9.1%
% of FP17s Relating to Free Repair or Replacements	0	746	0.0%	0.6%	0.7%	0.8%
% of FP17s Relating to Continuations	11	746	1.5%	1.1%	1.2%	1.2%
% of Patients satisfied with the dentistry they have received	2	2	N/A	92.4%	93.1%	92.8%
% of Patients satisfied with the time they had to wait for an appointment	2	2	N/A	89.1%	88.8%	88.7%

* This is based on patients treated on this contract for their most recent course of treatment. Figures in italics indicate the base number of FP17s or Patient Questionnaire responses are less than 100. N/A is shown where the base number of responses is less than 10 during the period. % is calculated as Quantity/Base number*100

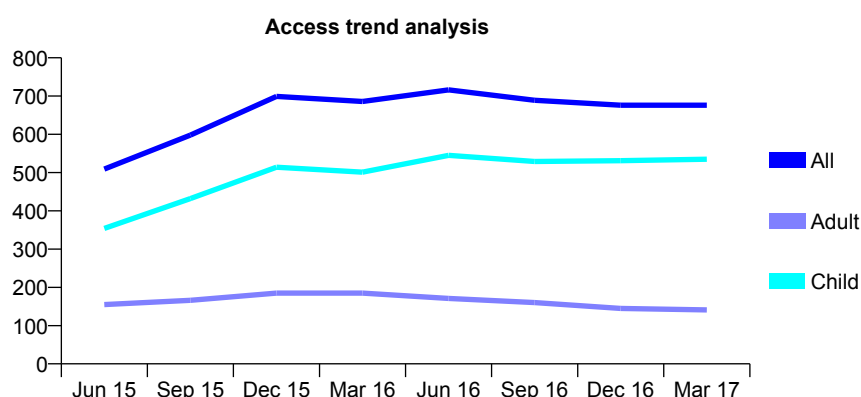
Q68 - Vital Signs At a Glance Contract Report for 178462/0002 - Year end March 2017

Name or company name	IQ Orthodontics Ltd
Contract type name	GDS Contract
Purpose of contract	General
Contract start date	01/04/2014
Contract end date	

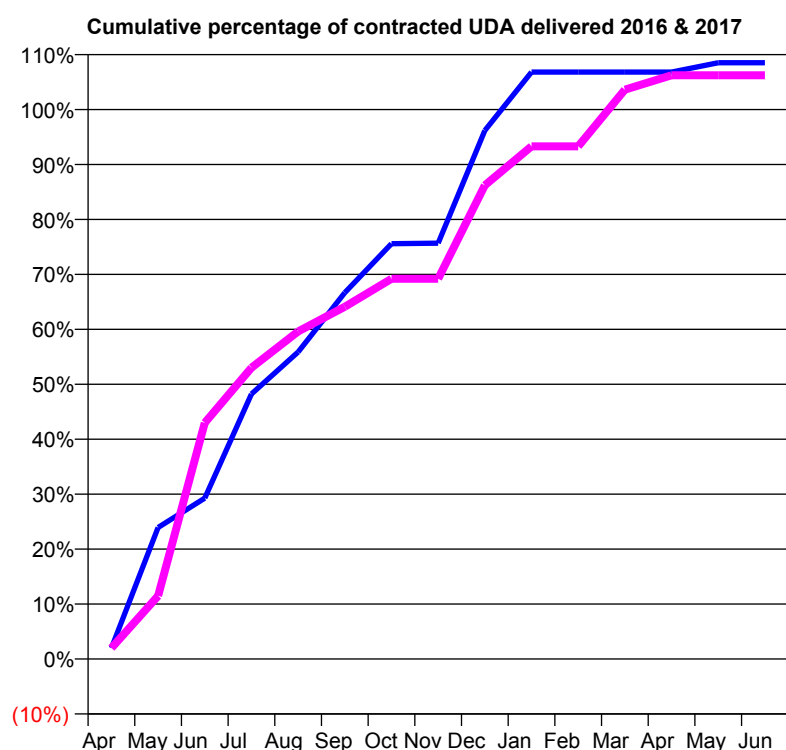
16/17 Contracted general activity (UDA)	1,000
Carry forward general activity (UDA)	-20
16/17 Contracted orthodontic activity (UOA)	0
Carry forward orthodontic activity (UOA)	0
Baseline contract value	£22,221.98

ACCESS*

Patients seen in 24 months	Total	Change since previous quarter
Quarter ending March 2016	686	
Quarter ending June 2016	716	↑
Quarter ending September 2016	689	↓
Quarter ending December 2016	676	↓
Quarter ending March 2017	676	→
Variance since March 2016	(1.5%)	↓



ACTIVITY



Adjusted Scheduled Activity (UDA)		
Month	2016	2017
April	20	20
May	239	115
June	293	430
July	482	530
August	559	596
September	667	641
October	756	692
November	757	692
December	962	862
January	1,068	933
February	1,068	933
March	1,068	1,036
April	1,068	1,062
May	1,085	1,062
June	1,085	1,062

QUALITY

	Quantity	Base Number	Contract	AT	Region	England
% of FP17s for the same patient ID Re-attending within 3 months - Children	26	714	3.6%	9.8%	11.9%	12.3%
% of FP17s for the same patient ID Re-attending within 3 months - Adults	4	73	5.5%	15.9%	16.6%	16.7%
% of FP17s for the same patient ID Re-attending between 3 & 9 months - Children	405	714	56.7%	59.0%	60.2%	57.6%
% of FP17s for the same patient ID Re-attending between 3 & 9 months - Adults	40	73	54.8%	50.5%	51.5%	50.1%
% of FP17s for Band 1 Urgent Courses	1	789	0.1%	9.5%	9.5%	9.1%
% of FP17s Relating to Free Repair or Replacements	0	789	0.0%	0.6%	0.7%	0.8%
% of FP17s Relating to Continuations	0	789	0.0%	1.1%	1.2%	1.2%
% of Patients satisfied with the dentistry they have received	1	1	N/A	92.4%	93.1%	92.8%
% of Patients satisfied with the time they had to wait for an appointment	0	1	N/A	89.1%	88.8%	88.7%

* This is based on patients treated on this contract for their most recent course of treatment. Figures in italics indicate the base number of FP17s or Patient Questionnaire responses are less than 100. N/A is shown where the base number of responses is less than 10 during the period. % is calculated as Quantity/Base number*100

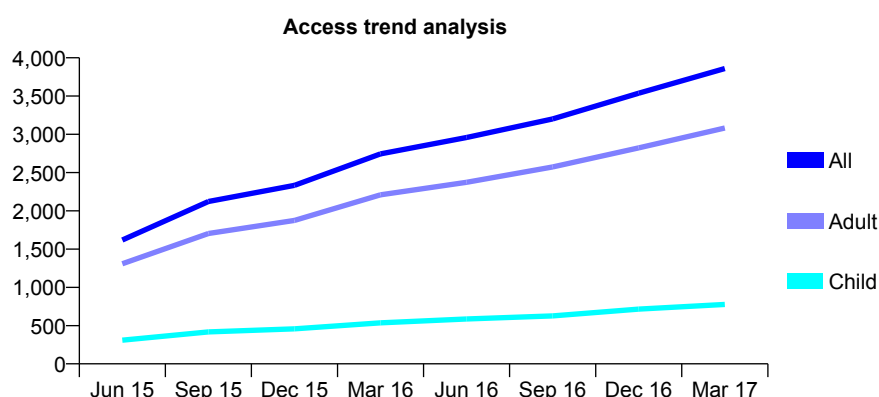
Q68 - Vital Signs At a Glance Contract Report for 178934/0001 - Year end March 2017

Name or company name	Newholme Dental Practice
Contract type name	GDS Contract
Purpose of contract	General
Contract start date	01/01/2015
Contract end date	

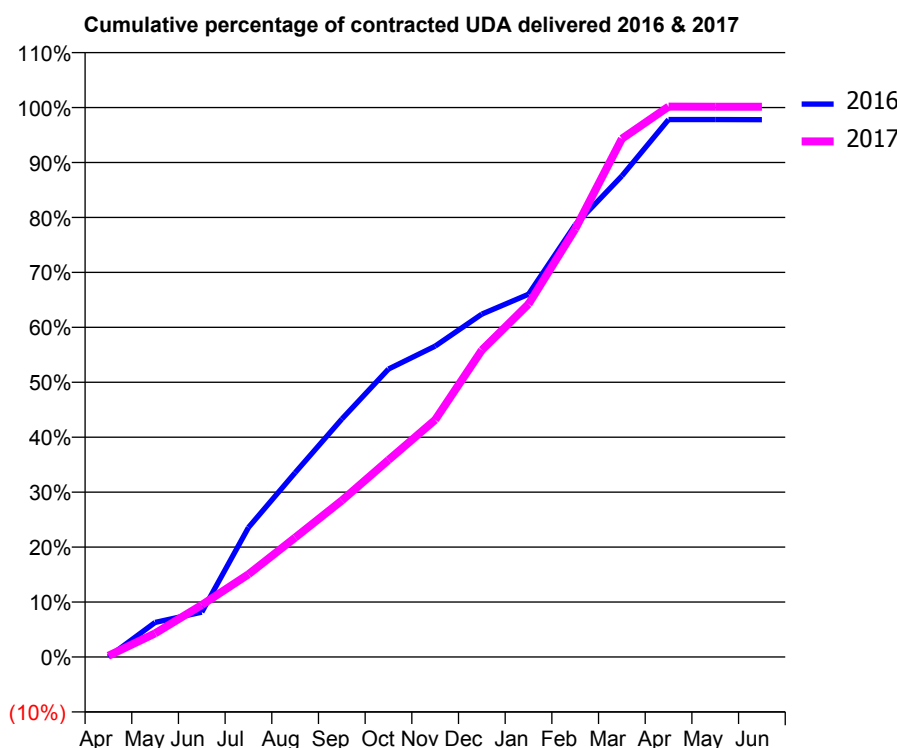
16/17 Contracted general activity (UDA)	13,635
Carry forward general activity (UDA)	303
16/17 Contracted orthodontic activity (UOA)	0
Carry forward orthodontic activity (UOA)	0
Baseline contract value	£312,694.75

ACCESS*

Patients seen in 24 months	Total	Change since previous quarter
Quarter ending March 2016	2,745	
Quarter ending June 2016	2,959	↑
Quarter ending September 2016	3,200	↑
Quarter ending December 2016	3,538	↑
Quarter ending March 2017	3,859	↑
Variance since March 2016	40.6%	↑



ACTIVITY



Month	Adjusted Scheduled Activity (UDA)	
	2016	2017
April	0	30
May	859	586
June	1,114	1,291
July	3,215	2,052
August	4,575	2,962
September	5,906	3,883
October	7,145	4,887
November	7,713	5,885
December	8,507	7,615
January	9,001	8,757
February	10,726	10,621
March	11,937	12,861
April	13,335	13,657
May	13,335	13,654
June	13,332	13,654

QUALITY

	Quantity	Base Number	Contract	AT	Region	England
% of FP17s for the same patient ID Re-attending within 3 months - Children	56	1,007	5.6%	9.8%	11.9%	12.3%
% of FP17s for the same patient ID Re-attending within 3 months - Adults	501	3,933	12.7%	15.9%	16.6%	16.7%
% of FP17s for the same patient ID Re-attending between 3 & 9 months - Children	494	1,007	49.1%	59.0%	60.2%	57.6%
% of FP17s for the same patient ID Re-attending between 3 & 9 months - Adults	1,838	3,933	46.7%	50.5%	51.5%	50.1%
% of FP17s for Band 1 Urgent Courses	275	4,803	5.7%	9.5%	9.5%	9.1%
% of FP17s Relating to Free Repair or Replacements	27	4,803	0.6%	0.6%	0.7%	0.8%
% of FP17s Relating to Continuations	36	4,803	0.7%	1.1%	1.2%	1.2%
% of Patients satisfied with the dentistry they have received	5	5	N/A	92.4%	93.1%	92.8%
% of Patients satisfied with the time they had to wait for an appointment	5	5	N/A	89.1%	88.8%	88.7%

* This is based on patients treated on this contract for their most recent course of treatment. Figures in italics indicate the base number of FP17s or Patient Questionnaire responses are less than 100. N/A is shown where the base number of responses is less than 10 during the period. % is calculated as Quantity/Base number*100

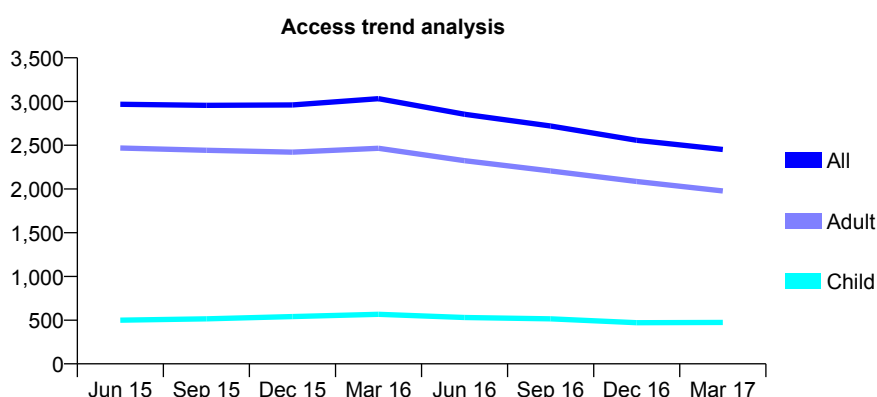
Q68 - Vital Signs At a Glance Contract Report for 179434/0001 - Year end March 2017

Name or company name	Mr M Eyrumlu & Mr A Eyrumlu
Contract type name	GDS Contract
Purpose of contract	General
Contract start date	01/11/2010
Contract end date	

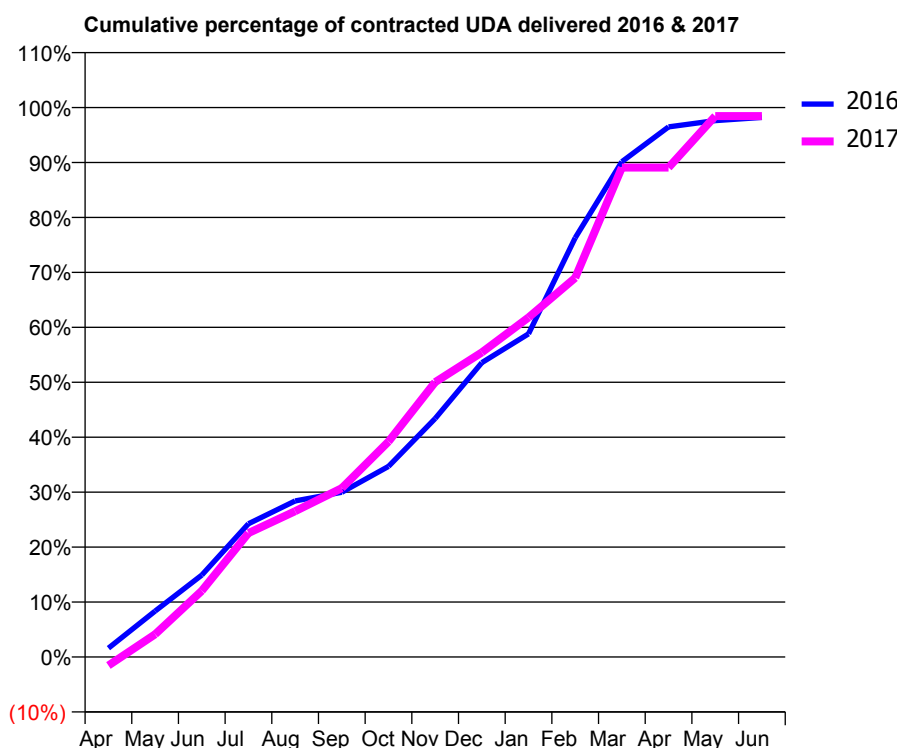
16/17 Contracted general activity (UDA)	11,052
Carry forward general activity (UDA)	201
16/17 Contracted orthodontic activity (UOA)	0
Carry forward orthodontic activity (UOA)	0
Baseline contract value	£264,684.67

ACCESS*

Patients seen in 24 months	Total	Change since previous quarter
Quarter ending March 2016	3,032	
Quarter ending June 2016	2,854	↓
Quarter ending September 2016	2,720	↓
Quarter ending December 2016	2,556	↓
Quarter ending March 2017	2,451	↓
Variance since March 2016	(19.2%)	↓



ACTIVITY



Adjusted Scheduled Activity (UDA)		
Month	2016	2017
April	179	-174
May	924	458
June	1,648	1,331
July	2,681	2,494
August	3,139	2,933
September	3,312	3,397
October	3,833	4,332
November	4,797	5,530
December	5,920	6,127
January	6,499	6,831
February	8,431	7,626
March	9,961	9,845
April	10,662	9,845
May	10,787	10,878
June	10,851	10,878

QUALITY

	Quantity	Base Number	Contract	AT	Region	England
% of FP17s for the same patient ID Re-attending within 3 months - Children	36	500	7.2%	9.8%	11.9%	12.3%
% of FP17s for the same patient ID Re-attending within 3 months - Adults	369	2,082	17.7%	15.9%	16.6%	16.7%
% of FP17s for the same patient ID Re-attending between 3 & 9 months - Children	196	500	39.2%	59.0%	60.2%	57.6%
% of FP17s for the same patient ID Re-attending between 3 & 9 months - Adults	761	2,082	36.6%	50.5%	51.5%	50.1%
% of FP17s for Band 1 Urgent Courses	172	2,630	6.5%	9.5%	9.5%	9.1%
% of FP17s Relating to Free Repair or Replacements	15	2,630	0.6%	0.6%	0.7%	0.8%
% of FP17s Relating to Continuations	124	2,630	4.7%	1.1%	1.2%	1.2%
% of Patients satisfied with the dentistry they have received	4	7	N/A	92.4%	93.1%	92.8%
% of Patients satisfied with the time they had to wait for an appointment	3	7	N/A	89.1%	88.8%	88.7%

* This is based on patients treated on this contract for their most recent course of treatment. Figures in italics indicate the base number of FP17s or Patient Questionnaire responses are less than 100. N/A is shown where the base number of responses is less than 10 during the period. % is calculated as Quantity/Base number*100

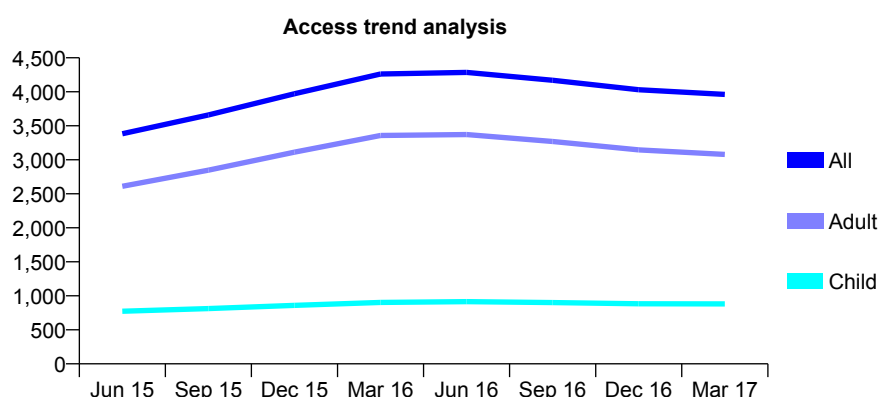
Q68 - Vital Signs At a Glance Contract Report for 179434/0002 - Year end March 2017

Name or company name	Mr M Eyrumlu & Mr A Eyrumlu
Contract type name	GDS Contract
Purpose of contract	General
Contract start date	10/05/2014
Contract end date	

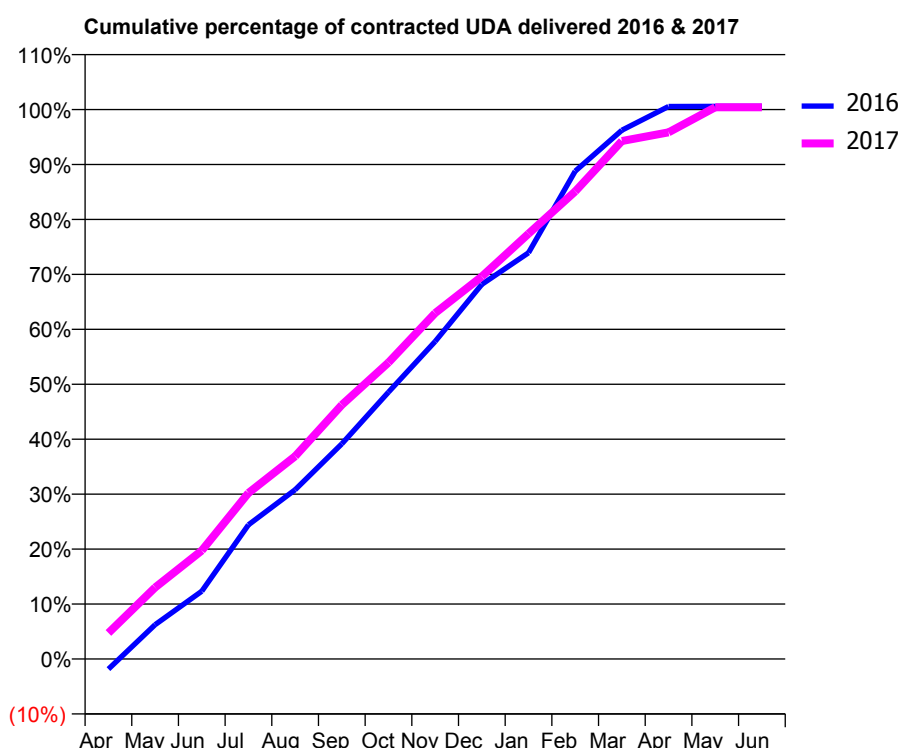
16/17 Contracted general activity (UDA)	14,350
Carry forward general activity (UDA)	-83
16/17 Contracted orthodontic activity (UOA)	0
Carry forward orthodontic activity (UOA)	0
Baseline contract value	£363,406.99

ACCESS*

Patients seen in 24 months	Total	Change since previous quarter
Quarter ending March 2016	4,261	
Quarter ending June 2016	4,285	→
Quarter ending September 2016	4,169	↓
Quarter ending December 2016	4,030	↓
Quarter ending March 2017	3,961	↓
Variance since March 2016	(7.0%)	↓



ACTIVITY



Month	Adjusted Scheduled Activity (UDA)	
	2016	2017
April	-266	679
May	896	1,870
June	1,770	2,832
July	3,503	4,338
August	4,419	5,295
September	5,618	6,636
October	6,968	7,743
November	8,294	9,035
December	9,782	9,990
January	10,610	11,108
February	12,739	12,212
March	13,810	13,527
April	14,430	13,754
May	14,432	14,409
June	14,433	14,409

QUALITY

	Quantity	Base Number	Contract	AT	Region	England
% of FP17s for the same patient ID Re-attending within 3 months - Children	91	1,395	6.5%	9.8%	11.9%	12.3%
% of FP17s for the same patient ID Re-attending within 3 months - Adults	683	4,395	15.5%	15.9%	16.6%	16.7%
% of FP17s for the same patient ID Re-attending between 3 & 9 months - Children	921	1,395	66.0%	59.0%	60.2%	57.6%
% of FP17s for the same patient ID Re-attending between 3 & 9 months - Adults	2,556	4,395	58.2%	50.5%	51.5%	50.1%
% of FP17s for Band 1 Urgent Courses	532	5,817	9.1%	9.5%	9.5%	9.1%
% of FP17s Relating to Free Repair or Replacements	23	5,817	0.4%	0.6%	0.7%	0.8%
% of FP17s Relating to Continuations	97	5,817	1.7%	1.1%	1.2%	1.2%
% of Patients satisfied with the dentistry they have received	13	13	100.0%	92.4%	93.1%	92.8%
% of Patients satisfied with the time they had to wait for an appointment	13	13	100.0%	89.1%	88.8%	88.7%

* This is based on patients treated on this contract for their most recent course of treatment. Figures in italics indicate the base number of FP17s or Patient Questionnaire responses are less than 100. N/A is shown where the base number of responses is less than 10 during the period. % is calculated as Quantity/Base number*100

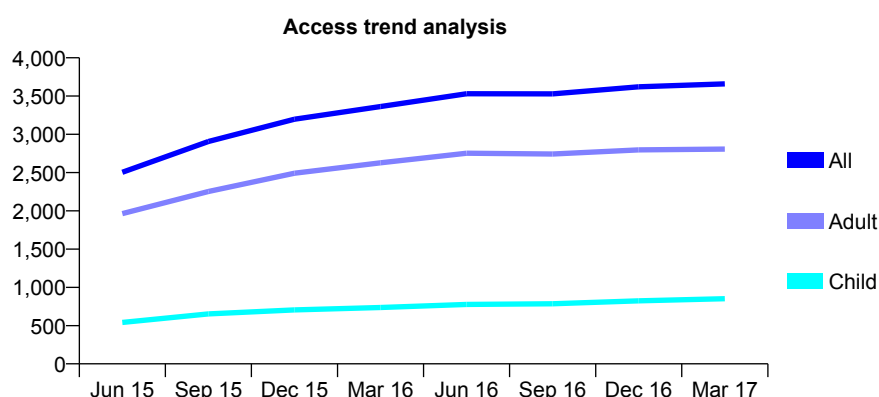
Q68 - Vital Signs At a Glance Contract Report for 179434/0003 - Year end March 2017

Name or company name	Mr M Eyrumlu & Mr A Eyrumlu
Contract type name	GDS Contract
Purpose of contract	General
Contract start date	01/06/2014
Contract end date	

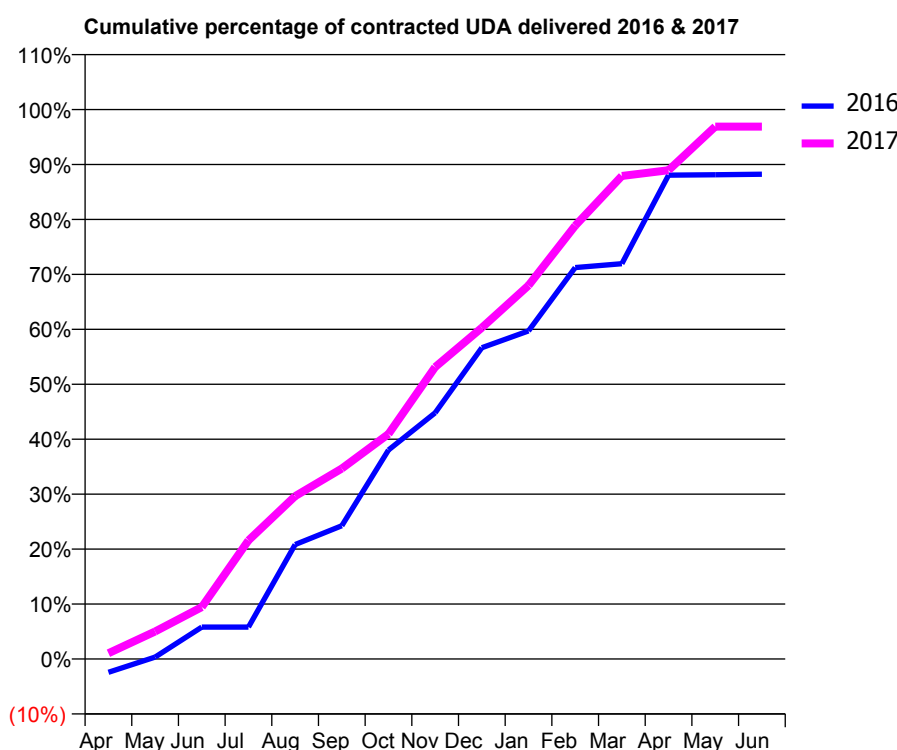
16/17 Contracted general activity (UDA)	17,500
Carry forward general activity (UDA)	0
16/17 Contracted orthodontic activity (UOA)	0
Carry forward orthodontic activity (UOA)	0
Baseline contract value	£464,422.67

ACCESS*

Patients seen in 24 months	Total	Change since previous quarter
Quarter ending March 2016	3,363	
Quarter ending June 2016	3,530	↑
Quarter ending September 2016	3,528	→
Quarter ending December 2016	3,621	↑
Quarter ending March 2017	3,659	→
Variance since March 2016	8.8%	↑



ACTIVITY



Adjusted Scheduled Activity (UDA)		
Month	2016	2017
April	-425	185
May	60	875
June	1,017	1,653
July	1,017	3,776
August	3,648	5,189
September	4,246	6,066
October	6,655	7,168
November	7,841	9,300
December	9,916	10,550
January	10,450	11,897
February	12,467	13,800
March	12,589	15,383
April	15,408	15,567
May	15,420	16,954
June	15,438	16,954

QUALITY

	Quantity	Base Number	Contract	AT	Region	England
% of FP17s for the same patient ID Re-attending within 3 months - Children	87	1,248	7.0%	9.8%	11.9%	12.3%
% of FP17s for the same patient ID Re-attending within 3 months - Adults	602	4,176	14.4%	15.9%	16.6%	16.7%
% of FP17s for the same patient ID Re-attending between 3 & 9 months - Children	631	1,248	50.6%	59.0%	60.2%	57.6%
% of FP17s for the same patient ID Re-attending between 3 & 9 months - Adults	2,136	4,176	51.1%	50.5%	51.5%	50.1%
% of FP17s for Band 1 Urgent Courses	353	5,018	7.0%	9.5%	9.5%	9.1%
% of FP17s Relating to Free Repair or Replacements	110	5,018	2.2%	0.6%	0.7%	0.8%
% of FP17s Relating to Continuations	121	5,018	2.4%	1.1%	1.2%	1.2%
% of Patients satisfied with the dentistry they have received	7	7	N/A	92.4%	93.1%	92.8%
% of Patients satisfied with the time they had to wait for an appointment	6	7	N/A	89.1%	88.8%	88.7%

* This is based on patients treated on this contract for their most recent course of treatment. Figures in italics indicate the base number of FP17s or Patient Questionnaire responses are less than 100. N/A is shown where the base number of responses is less than 10 during the period. % is calculated as Quantity/Base number*100

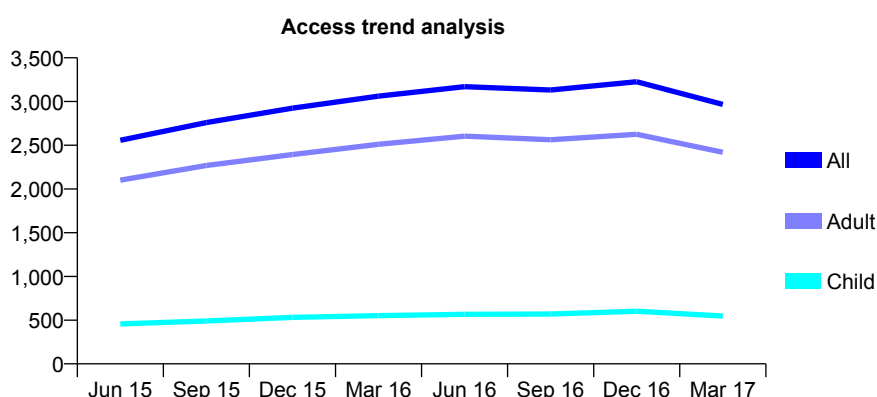
Q68 - Vital Signs At a Glance Contract Report for 179434/0004 - Year end March 2017

Name or company name	Mr M Eyrumlu & Mr A Eyrumlu
Contract type name	GDS Contract
Purpose of contract	General
Contract start date	01/06/2014
Contract end date	

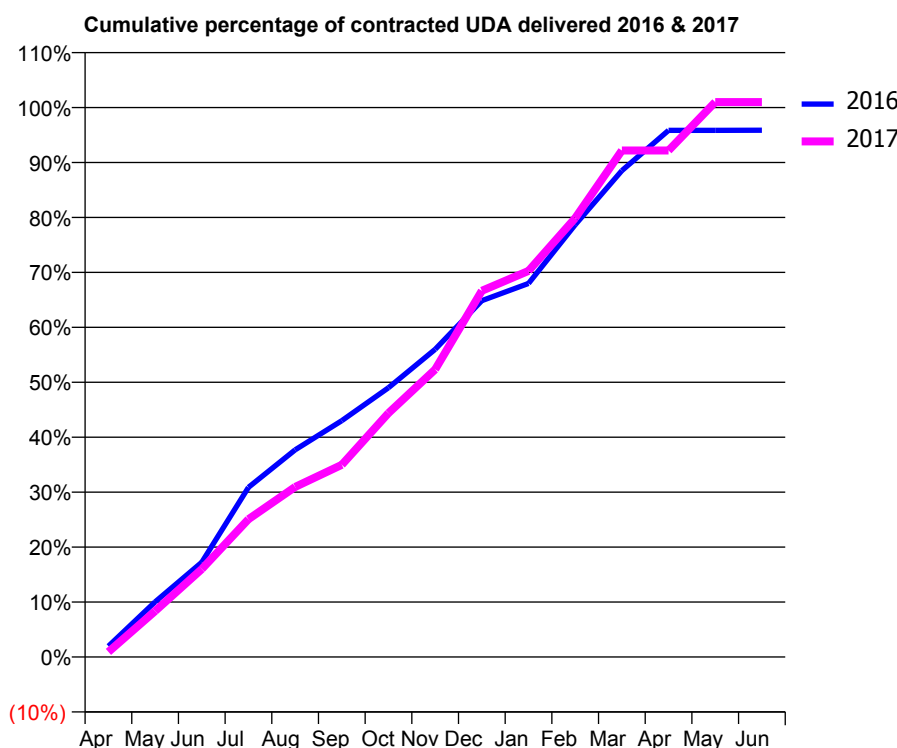
16/17 Contracted general activity (UDA)	13,369
Carry forward general activity (UDA)	0
16/17 Contracted orthodontic activity (UOA)	0
Carry forward orthodontic activity (UOA)	0
Baseline contract value	£329,490.09

ACCESS*

Patients seen in 24 months	Total	Change since previous quarter
Quarter ending March 2016	3,062	
Quarter ending June 2016	3,170	↑
Quarter ending September 2016	3,132	↓
Quarter ending December 2016	3,226	↑
Quarter ending March 2017	2,967	↓
Variance since March 2016	(3.1%)	↓



ACTIVITY



Adjusted Scheduled Activity (UDA)		
Month	2016	2017
April	266	123
May	1,342	1,119
June	2,305	2,139
July	4,127	3,352
August	5,040	4,138
September	5,750	4,678
October	6,551	5,935
November	7,485	6,997
December	8,669	8,911
January	9,088	9,394
February	10,516	10,679
March	11,834	12,323
April	12,812	12,323
May	12,812	13,501
June	12,817	13,501

QUALITY

	Quantity	Base Number	Contract	AT	Region	England
% of FP17s for the same patient ID Re-attending within 3 months - Children	28	690	4.1%	9.8%	11.9%	12.3%
% of FP17s for the same patient ID Re-attending within 3 months - Adults	296	2,977	9.9%	15.9%	16.6%	16.7%
% of FP17s for the same patient ID Re-attending between 3 & 9 months - Children	345	690	50.0%	59.0%	60.2%	57.6%
% of FP17s for the same patient ID Re-attending between 3 & 9 months - Adults	1,589	2,977	53.4%	50.5%	51.5%	50.1%
% of FP17s for Band 1 Urgent Courses	220	3,735	5.9%	9.5%	9.5%	9.1%
% of FP17s Relating to Free Repair or Replacements	6	3,735	0.2%	0.6%	0.7%	0.8%
% of FP17s Relating to Continuations	44	3,735	1.2%	1.1%	1.2%	1.2%
% of Patients satisfied with the dentistry they have received	7	7	N/A	92.4%	93.1%	92.8%
% of Patients satisfied with the time they had to wait for an appointment	7	7	N/A	89.1%	88.8%	88.7%

* This is based on patients treated on this contract for their most recent course of treatment. Figures in italics indicate the base number of FP17s or Patient Questionnaire responses are less than 100. N/A is shown where the base number of responses is less than 10 during the period. % is calculated as Quantity/Base number*100

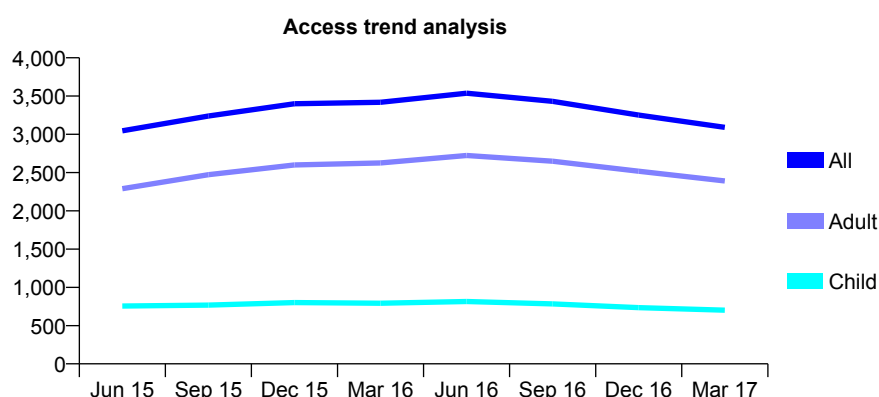
Q68 - Vital Signs At a Glance Contract Report for 179434/0005 - Year end March 2017

Name or company name	Mr M Eyrumlu & Mr A Eyrumlu
Contract type name	GDS Contract
Purpose of contract	General
Contract start date	10/05/2014
Contract end date	

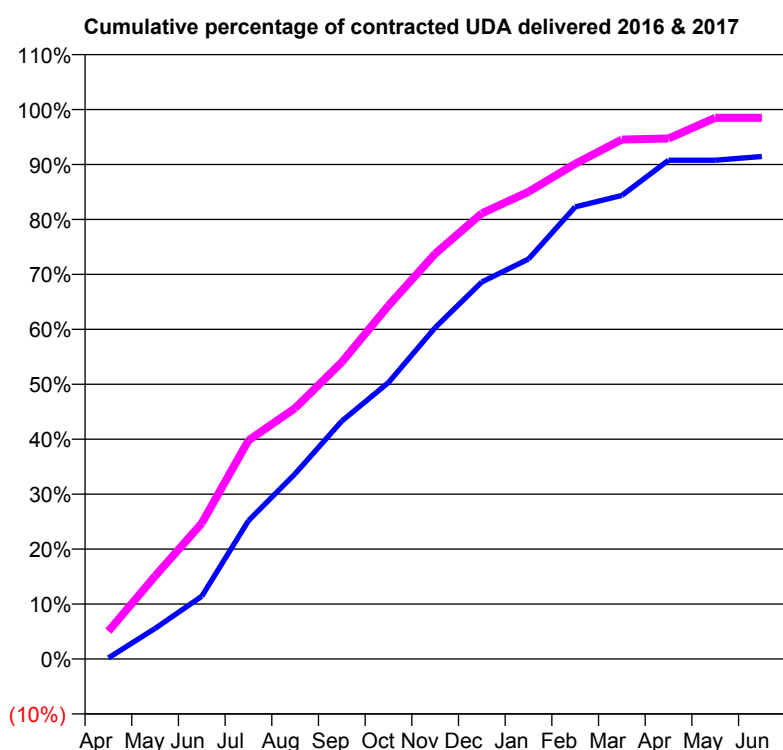
16/17 Contracted general activity (UDA)	14,000
Carry forward general activity (UDA)	0
16/17 Contracted orthodontic activity (UOA)	0
Carry forward orthodontic activity (UOA)	0
Baseline contract value	£378,436.87

ACCESS*

Patients seen in 24 months	Total	Change since previous quarter
Quarter ending March 2016	3,419	
Quarter ending June 2016	3,537	↑
Quarter ending September 2016	3,431	↓
Quarter ending December 2016	3,252	↓
Quarter ending March 2017	3,091	↓
Variance since March 2016	(9.6%)	↓



ACTIVITY



Adjusted Scheduled Activity (UDA)		
Month	2016	2017
April	27	708
May	780	2,115
June	1,598	3,459
July	3,525	5,569
August	4,720	6,391
September	6,062	7,563
October	7,045	9,006
November	8,446	10,326
December	9,606	11,357
January	10,191	11,904
February	11,517	12,618
March	11,811	13,236
April	12,709	13,261
May	12,708	13,788
June	12,802	13,788

QUALITY

	Quantity	Base Number	Contract	AT	Region	England
% of FP17s for the same patient ID Re-attending within 3 months - Children	66	1,028	6.4%	9.8%	11.9%	12.3%
% of FP17s for the same patient ID Re-attending within 3 months - Adults	498	3,150	15.8%	15.9%	16.6%	16.7%
% of FP17s for the same patient ID Re-attending between 3 & 9 months - Children	574	1,028	55.8%	59.0%	60.2%	57.6%
% of FP17s for the same patient ID Re-attending between 3 & 9 months - Adults	1,278	3,150	40.6%	50.5%	51.5%	50.1%
% of FP17s for Band 1 Urgent Courses	351	4,033	8.7%	9.5%	9.5%	9.1%
% of FP17s Relating to Free Repair or Replacements	21	4,033	0.5%	0.6%	0.7%	0.8%
% of FP17s Relating to Continuations	95	4,033	2.4%	1.1%	1.2%	1.2%
% of Patients satisfied with the dentistry they have received	9	11	81.8%	92.4%	93.1%	92.8%
% of Patients satisfied with the time they had to wait for an appointment	9	11	81.8%	89.1%	88.8%	88.7%

* This is based on patients treated on this contract for their most recent course of treatment. Figures in italics indicate the base number of FP17s or Patient Questionnaire responses are less than 100. N/A is shown where the base number of responses is less than 10 during the period. % is calculated as Quantity/Base number*100

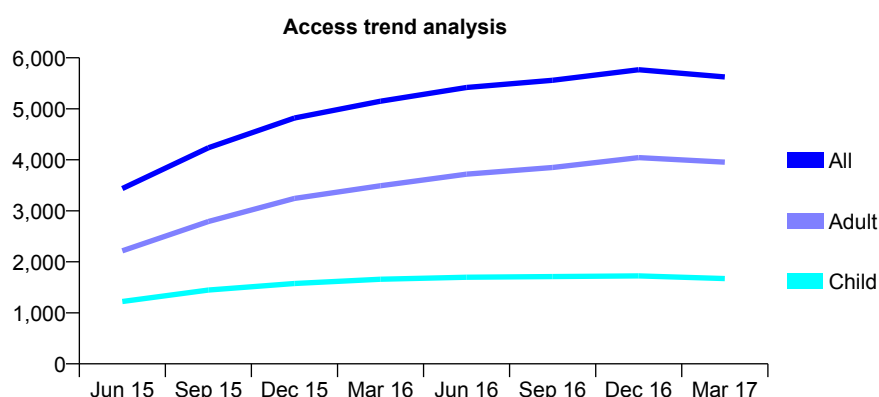
Q68 - Vital Signs At a Glance Contract Report for 179434/0006 - Year end March 2017

Name or company name	Mr M Eyrumlu & Mr A Eyrumlu
Contract type name	GDS Contract
Purpose of contract	General
Contract start date	01/12/2014
Contract end date	

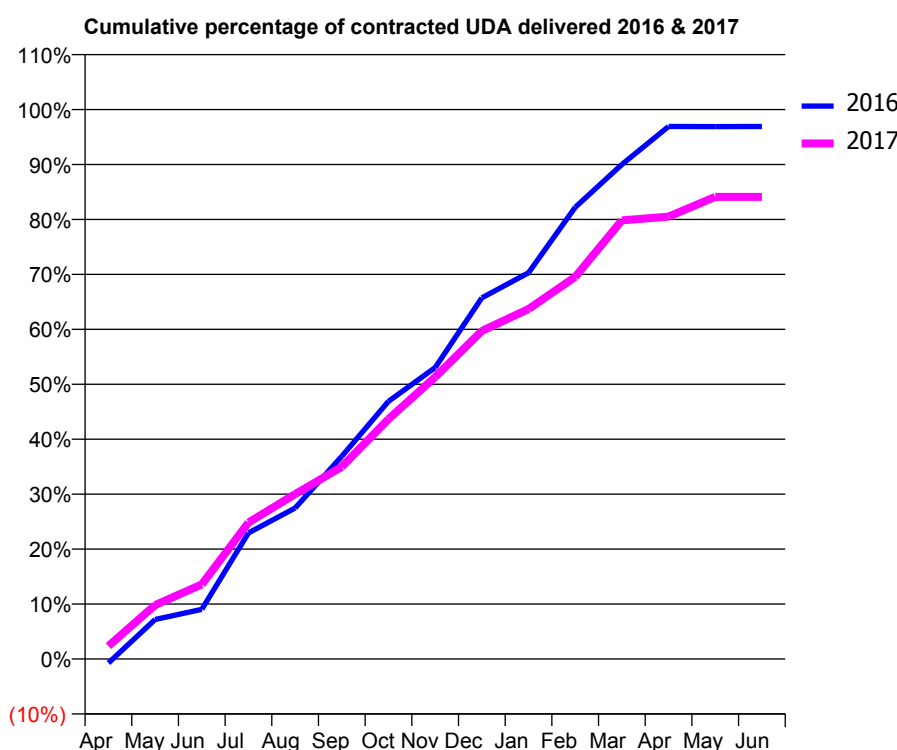
16/17 Contracted general activity (UDA)	16,022
Carry forward general activity (UDA)	497
16/17 Contracted orthodontic activity (UOA)	0
Carry forward orthodontic activity (UOA)	0
Baseline contract value	£425,912.31

ACCESS*

Patients seen in 24 months	Total	Change since previous quarter
Quarter ending March 2016	5,149	
Quarter ending June 2016	5,417	↑
Quarter ending September 2016	5,560	↑
Quarter ending December 2016	5,765	↑
Quarter ending March 2017	5,624	↓
Variance since March 2016	9.2%	↑



ACTIVITY



Adjusted Scheduled Activity (UDA)		
Month	2016	2017
April	-117	380
May	1,154	1,571
June	1,450	2,177
July	3,677	3,978
August	4,404	4,809
September	5,912	5,606
October	7,515	6,998
November	8,496	8,220
December	10,530	9,566
January	11,260	10,206
February	13,172	11,140
March	14,419	12,791
April	15,525	12,900
May	15,521	13,473
June	15,525	13,473

QUALITY

	Quantity	Base Number	Contract	AT	Region	England
% of FP17s for the same patient ID Re-attending within 3 months - Children	101	2,096	4.8%	9.8%	11.9%	12.3%
% of FP17s for the same patient ID Re-attending within 3 months - Adults	597	4,713	12.7%	15.9%	16.6%	16.7%
% of FP17s for the same patient ID Re-attending between 3 & 9 months - Children	1,196	2,096	57.1%	59.0%	60.2%	57.6%
% of FP17s for the same patient ID Re-attending between 3 & 9 months - Adults	2,235	4,713	47.4%	50.5%	51.5%	50.1%
% of FP17s for Band 1 Urgent Courses	768	6,703	11.5%	9.5%	9.5%	9.1%
% of FP17s Relating to Free Repair or Replacements	0	6,703	0.0%	0.6%	0.7%	0.8%
% of FP17s Relating to Continuations	36	6,703	0.5%	1.1%	1.2%	1.2%
% of Patients satisfied with the dentistry they have received	3	3	N/A	92.4%	93.1%	92.8%
% of Patients satisfied with the time they had to wait for an appointment	3	3	N/A	89.1%	88.8%	88.7%

* This is based on patients treated on this contract for their most recent course of treatment. Figures in italics indicate the base number of FP17s or Patient Questionnaire responses are less than 100. N/A is shown where the base number of responses is less than 10 during the period. % is calculated as Quantity/Base number*100

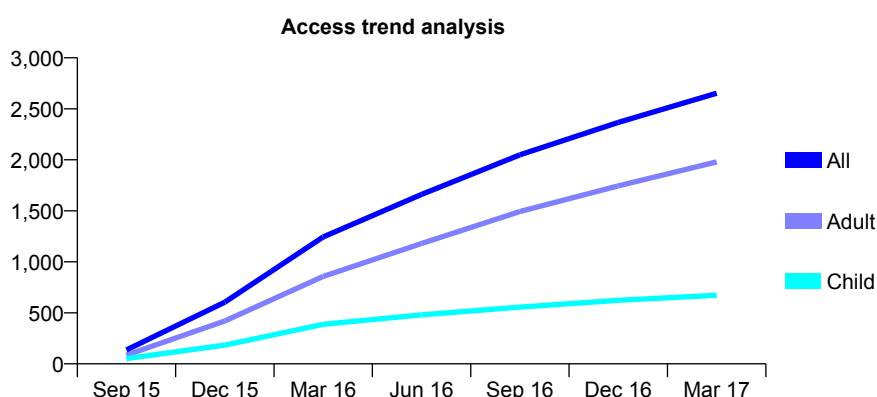
Q68 - Vital Signs At a Glance Contract Report for 179434/0007 - Year end March 2017

Name or company name	Mr M Eyrumlu & Mr A Eyrumlu
Contract type name	GDS Contract
Purpose of contract	General
Contract start date	01/09/2015
Contract end date	

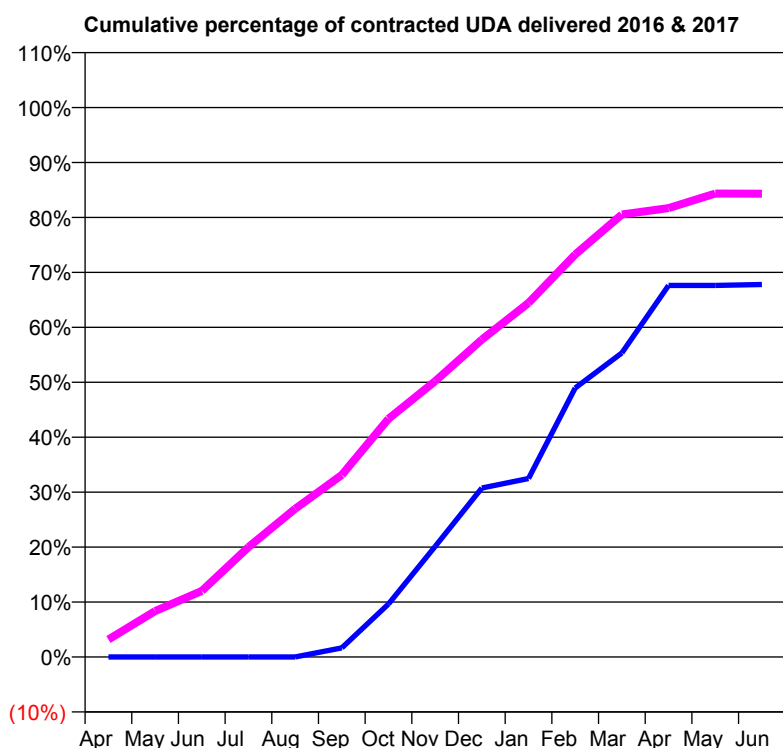
16/17 Contracted general activity (UDA)	12,631
Carry forward general activity (UDA)	71
16/17 Contracted orthodontic activity (UOA)	0
Carry forward orthodontic activity (UOA)	0
Baseline contract value	£323,166.19

ACCESS*

Patients seen in 24 months	Total	Change since previous quarter
Quarter ending March 2016	1,244	
Quarter ending June 2016	1,661	↑
Quarter ending September 2016	2,049	↑
Quarter ending December 2016	2,367	↑
Quarter ending March 2017	2,653	↑
Variance since March 2016	113.3%	↑



ACTIVITY



Adjusted Scheduled Activity (UDA)		
Month	2016	2017
April	0	402
May	0	1,056
June	0	1,520
July	0	2,528
August	0	3,408
September	122	4,184
October	711	5,474
November	1,483	6,340
December	2,266	7,296
January	2,394	8,140
February	3,608	9,252
March	4,078	10,173
April	4,983	10,320
May	4,983	10,654
June	4,995	10,651

QUALITY

	Quantity	Base Number	Contract	AT	Region	England
% of FP17s for the same patient ID Re-attending within 3 months - Children	101	1,060	9.5%	9.8%	11.9%	12.3%
% of FP17s for the same patient ID Re-attending within 3 months - Adults	485	2,942	16.5%	15.9%	16.6%	16.7%
% of FP17s for the same patient ID Re-attending between 3 & 9 months - Children	443	1,060	41.8%	59.0%	60.2%	57.6%
% of FP17s for the same patient ID Re-attending between 3 & 9 months - Adults	779	2,942	26.5%	50.5%	51.5%	50.1%
% of FP17s for Band 1 Urgent Courses	1,174	3,907	30.0%	9.5%	9.5%	9.1%
% of FP17s Relating to Free Repair or Replacements	7	3,907	0.2%	0.6%	0.7%	0.8%
% of FP17s Relating to Continuations	29	3,907	0.7%	1.1%	1.2%	1.2%
% of Patients satisfied with the dentistry they have received	1	2	N/A	92.4%	93.1%	92.8%
% of Patients satisfied with the time they had to wait for an appointment	1	2	N/A	89.1%	88.8%	88.7%

* This is based on patients treated on this contract for their most recent course of treatment. Figures in italics indicate the base number of FP17s or Patient Questionnaire responses are less than 100. N/A is shown where the base number of responses is less than 10 during the period. % is calculated as Quantity/Base number*100

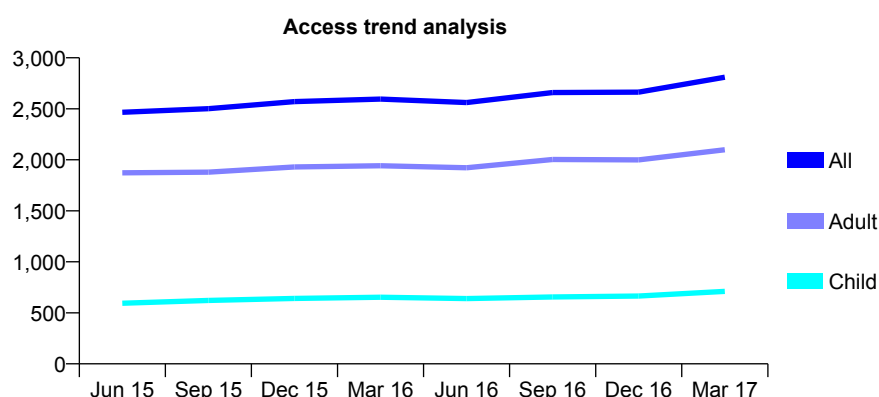
Q68 - Vital Signs At a Glance Contract Report for 179655/0001 - Year end March 2017

Name or company name	S Oikonomou
Contract type name	GDS Contract
Purpose of contract	General
Contract start date	01/09/2012
Contract end date	

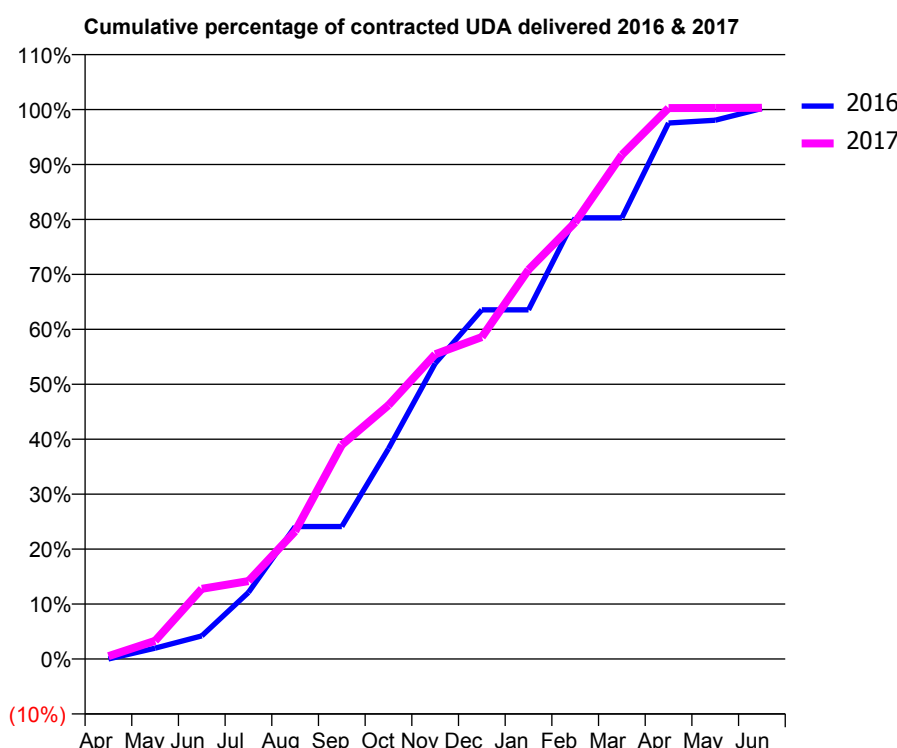
16/17 Contracted general activity (UDA)	9,106
Carry forward general activity (UDA)	-17
16/17 Contracted orthodontic activity (UOA)	0
Carry forward orthodontic activity (UOA)	0
Baseline contract value	£214,405.09

ACCESS*

Patients seen in 24 months	Total	Change since previous quarter
Quarter ending March 2016	2,595	
Quarter ending June 2016	2,562	↓
Quarter ending September 2016	2,659	↑
Quarter ending December 2016	2,664	→
Quarter ending March 2017	2,810	↑
Variance since March 2016	8.3%	↑



ACTIVITY



Month	Adjusted Scheduled Activity (UDA)	
	2016	2017
April	0	48
May	180	303
June	383	1,163
July	1,105	1,292
August	2,196	2,116
September	2,196	3,549
October	3,485	4,207
November	4,899	5,049
December	5,787	5,336
January	5,787	6,451
February	7,312	7,235
March	7,312	8,355
April	8,881	9,129
May	8,929	9,131
June	9,123	9,133

QUALITY

	Quantity	Base Number	Contract	AT	Region	England
% of FP17s for the same patient ID Re-attending within 3 months - Children	88	1,074	8.2%	9.8%	11.9%	12.3%
% of FP17s for the same patient ID Re-attending within 3 months - Adults	338	2,992	11.3%	15.9%	16.6%	16.7%
% of FP17s for the same patient ID Re-attending between 3 & 9 months - Children	569	1,074	53.0%	59.0%	60.2%	57.6%
% of FP17s for the same patient ID Re-attending between 3 & 9 months - Adults	1,594	2,992	53.3%	50.5%	51.5%	50.1%
% of FP17s for Band 1 Urgent Courses	246	3,838	6.4%	9.5%	9.5%	9.1%
% of FP17s Relating to Free Repair or Replacements	37	3,838	1.0%	0.6%	0.7%	0.8%
% of FP17s Relating to Continuations	32	3,838	0.8%	1.1%	1.2%	1.2%
% of Patients satisfied with the dentistry they have received	8	8	N/A	92.4%	93.1%	92.8%
% of Patients satisfied with the time they had to wait for an appointment	7	8	N/A	89.1%	88.8%	88.7%

* This is based on patients treated on this contract for their most recent course of treatment. Figures in italics indicate the base number of FP17s or Patient Questionnaire responses are less than 100. N/A is shown where the base number of responses is less than 10 during the period. % is calculated as Quantity/Base number*100

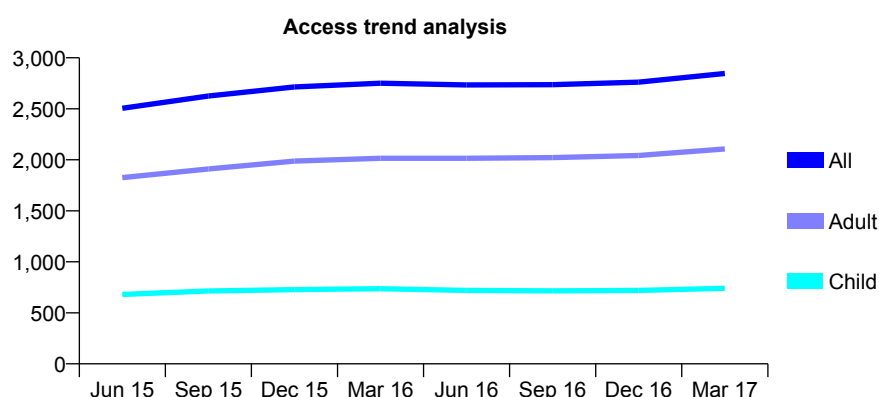
Q68 - Vital Signs At a Glance Contract Report for 180408/0001 - Year end March 2017

Name or company name	Richard Johns Limited
Contract type name	GDS Contract
Purpose of contract	General
Contract start date	01/09/2011
Contract end date	

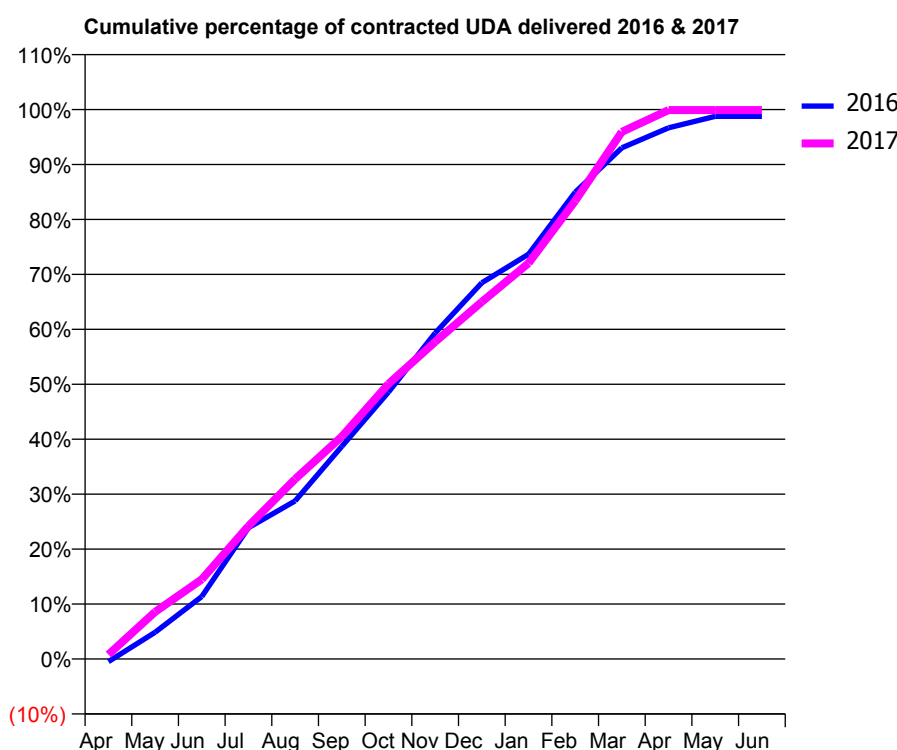
16/17 Contracted general activity (UDA)	10,342
Carry forward general activity (UDA)	129
16/17 Contracted orthodontic activity (UOA)	0
Carry forward orthodontic activity (UOA)	0
Baseline contract value	£283,129.58

ACCESS*

Patients seen in 24 months	Total	Change since previous quarter
Quarter ending March 2016	2,751	
Quarter ending June 2016	2,734	→
Quarter ending September 2016	2,737	→
Quarter ending December 2016	2,761	→
Quarter ending March 2017	2,847	↑
Variance since March 2016	3.5%	↑



ACTIVITY



Adjusted Scheduled Activity (UDA)		
Month	2016	2017
April	-51	83
May	504	887
June	1,175	1,500
July	2,472	2,503
August	2,974	3,387
September	4,002	4,187
October	5,024	5,179
November	6,134	5,969
December	7,081	6,723
January	7,618	7,449
February	8,785	8,623
March	9,621	9,922
April	9,997	10,331
May	10,213	10,330
June	10,213	10,330

QUALITY

	Quantity	Base Number	Contract	AT	Region	England
% of FP17s for the same patient ID Re-attending within 3 months - Children	50	1,181	4.2%	9.8%	11.9%	12.3%
% of FP17s for the same patient ID Re-attending within 3 months - Adults	377	2,980	12.7%	15.9%	16.6%	16.7%
% of FP17s for the same patient ID Re-attending between 3 & 9 months - Children	843	1,181	71.4%	59.0%	60.2%	57.6%
% of FP17s for the same patient ID Re-attending between 3 & 9 months - Adults	1,792	2,980	60.1%	50.5%	51.5%	50.1%
% of FP17s for Band 1 Urgent Courses	266	4,072	6.5%	9.5%	9.5%	9.1%
% of FP17s Relating to Free Repair or Replacements	25	4,072	0.6%	0.6%	0.7%	0.8%
% of FP17s Relating to Continuations	43	4,072	1.1%	1.1%	1.2%	1.2%
% of Patients satisfied with the dentistry they have received	1	1	N/A	92.4%	93.1%	92.8%
% of Patients satisfied with the time they had to wait for an appointment	1	1	N/A	89.1%	88.8%	88.7%

* This is based on patients treated on this contract for their most recent course of treatment. Figures in italics indicate the base number of FP17s or Patient Questionnaire responses are less than 100. N/A is shown where the base number of responses is less than 10 during the period. % is calculated as Quantity/Base number*100

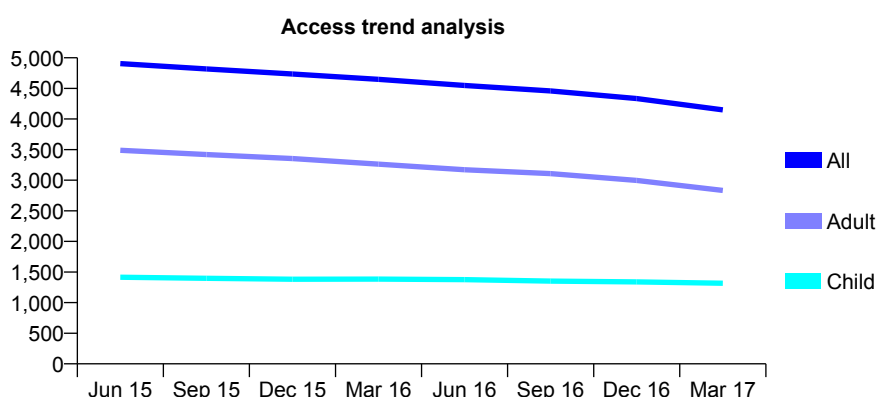
Q68 - Vital Signs At a Glance Contract Report for 182451/0001 - Year end March 2017

Name or company name	Dentistree Horley Ltd
Contract type name	GDS Contract
Purpose of contract	General
Contract start date	01/12/2008
Contract end date	

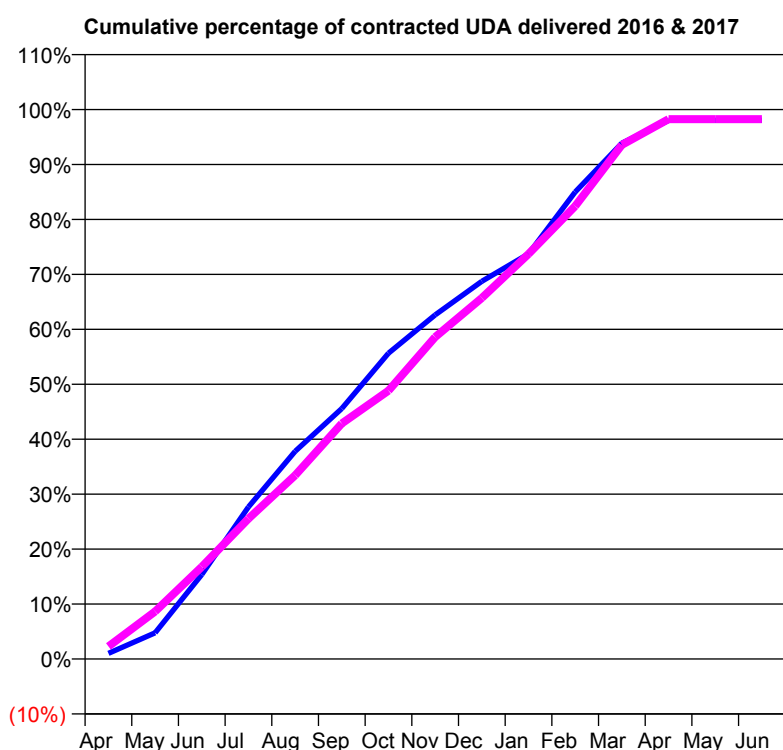
16/17 Contracted general activity (UDA)	11,250
Carry forward general activity (UDA)	221
16/17 Contracted orthodontic activity (UOA)	0
Carry forward orthodontic activity (UOA)	0
Baseline contract value	£299,783.68

ACCESS*

Patients seen in 24 months	Total	Change since previous quarter
Quarter ending March 2016	4,648	
Quarter ending June 2016	4,547	↓
Quarter ending September 2016	4,459	↓
Quarter ending December 2016	4,334	↓
Quarter ending March 2017	4,150	↓
Variance since March 2016	(10.7%)	↓



ACTIVITY



Adjusted Scheduled Activity (UDA)		
Month	2016	2017
April	115	257
May	536	974
June	1,730	1,887
July	3,115	2,874
August	4,252	3,762
September	5,128	4,823
October	6,260	5,495
November	7,046	6,592
December	7,734	7,392
January	8,294	8,292
February	9,562	9,273
March	10,562	10,526
April	11,029	11,053
May	11,029	11,053
June	11,029	11,053

QUALITY

	Quantity	Base Number	Contract	AT	Region	England
% of FP17s for the same patient ID Re-attending within 3 months - Children	169	2,185	7.7%	9.8%	11.9%	12.3%
% of FP17s for the same patient ID Re-attending within 3 months - Adults	559	3,987	14.0%	15.9%	16.6%	16.7%
% of FP17s for the same patient ID Re-attending between 3 & 9 months - Children	1,455	2,185	66.6%	59.0%	60.2%	57.6%
% of FP17s for the same patient ID Re-attending between 3 & 9 months - Adults	2,352	3,987	59.0%	50.5%	51.5%	50.1%
% of FP17s for Band 1 Urgent Courses	659	6,199	10.6%	9.5%	9.5%	9.1%
% of FP17s Relating to Free Repair or Replacements	22	6,199	0.4%	0.6%	0.7%	0.8%
% of FP17s Relating to Continuations	55	6,199	0.9%	1.1%	1.2%	1.2%
% of Patients satisfied with the dentistry they have received	4	4	N/A	92.4%	93.1%	92.8%
% of Patients satisfied with the time they had to wait for an appointment	4	4	N/A	89.1%	88.8%	88.7%

* This is based on patients treated on this contract for their most recent course of treatment. Figures in italics indicate the base number of FP17s or Patient Questionnaire responses are less than 100. N/A is shown where the base number of responses is less than 10 during the period. % is calculated as Quantity/Base number*100

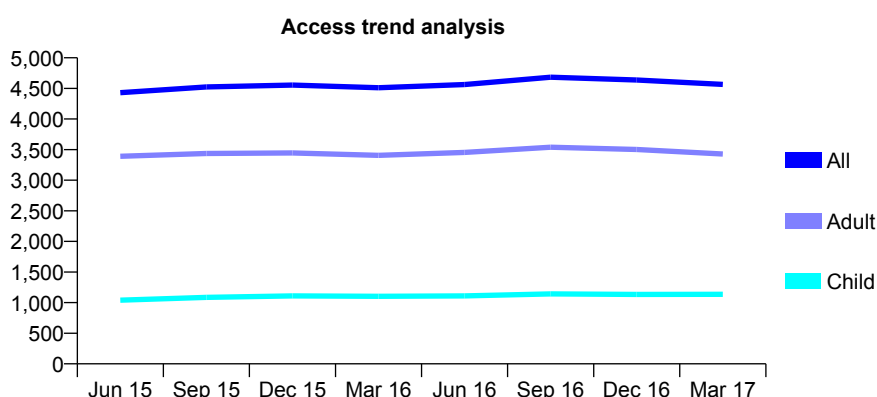
Q68 - Vital Signs At a Glance Contract Report for 185396/0001 - Year end March 2017

Name or company name	Crowborough Dental Care Ltd
Contract type name	GDS Contract
Purpose of contract	General
Contract start date	21/01/2011
Contract end date	

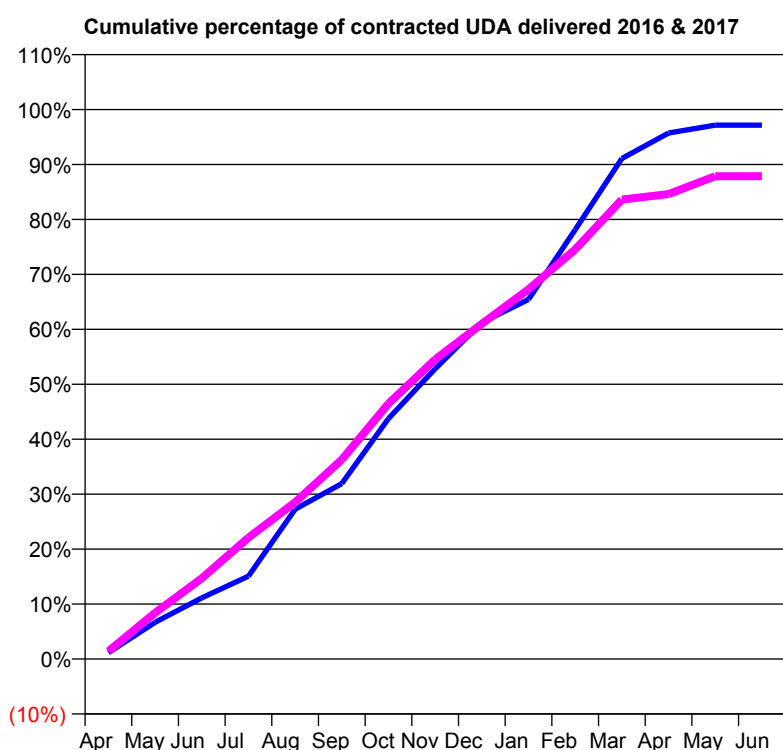
16/17 Contracted general activity (UDA)	15,692
Carry forward general activity (UDA)	446
16/17 Contracted orthodontic activity (UOA)	0
Carry forward orthodontic activity (UOA)	0
Baseline contract value	£383,619.92

ACCESS*

Patients seen in 24 months	Total	Change since previous quarter
Quarter ending March 2016	4,511	
Quarter ending June 2016	4,564	→
Quarter ending September 2016	4,682	↑
Quarter ending December 2016	4,637	→
Quarter ending March 2017	4,565	↓
Variance since March 2016	1.2%	→



ACTIVITY



Adjusted Scheduled Activity (UDA)		
Month	2016	2017
April	179	224
May	1,049	1,321
June	1,745	2,305
July	2,368	3,466
August	4,276	4,477
September	5,008	5,694
October	6,869	7,295
November	8,288	8,555
December	9,610	9,571
January	10,270	10,556
February	12,259	11,697
March	14,292	13,121
April	15,019	13,277
May	15,247	13,787
June	15,246	13,787

QUALITY

	Quantity	Base Number	Contract	AT	Region	England
% of FP17s for the same patient ID Re-attending within 3 months - Children	95	1,477	6.4%	9.8%	11.9%	12.3%
% of FP17s for the same patient ID Re-attending within 3 months - Adults	725	4,120	17.6%	15.9%	16.6%	16.7%
% of FP17s for the same patient ID Re-attending between 3 & 9 months - Children	724	1,477	49.0%	59.0%	60.2%	57.6%
% of FP17s for the same patient ID Re-attending between 3 & 9 months - Adults	1,663	4,120	40.4%	50.5%	51.5%	50.1%
% of FP17s for Band 1 Urgent Courses	916	5,540	16.5%	9.5%	9.5%	9.1%
% of FP17s Relating to Free Repair or Replacements	56	5,540	1.0%	0.6%	0.7%	0.8%
% of FP17s Relating to Continuations	69	5,540	1.2%	1.1%	1.2%	1.2%
% of Patients satisfied with the dentistry they have received	7	7	N/A	92.4%	93.1%	92.8%
% of Patients satisfied with the time they had to wait for an appointment	7	7	N/A	89.1%	88.8%	88.7%

* This is based on patients treated on this contract for their most recent course of treatment. Figures in italics indicate the base number of FP17s or Patient Questionnaire responses are less than 100. N/A is shown where the base number of responses is less than 10 during the period. % is calculated as Quantity/Base number*100

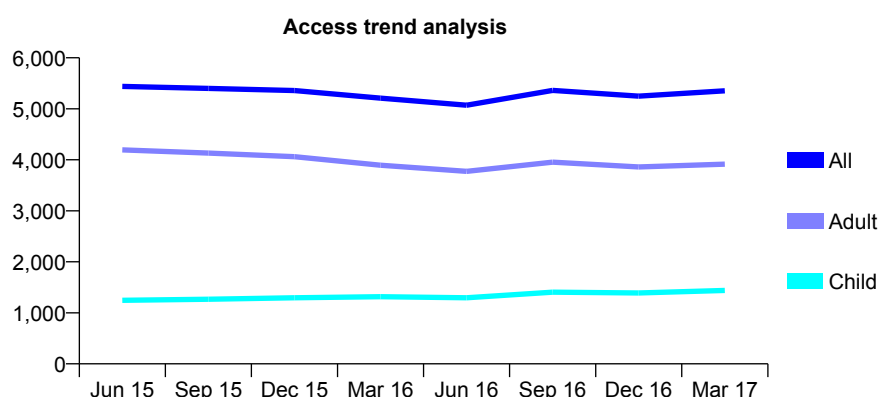
Q68 - Vital Signs At a Glance Contract Report for 185825/0001 - Year end March 2017

Name or company name	Horsham Dental Care Ltd
Contract type name	GDS Contract
Purpose of contract	General
Contract start date	01/11/2007
Contract end date	

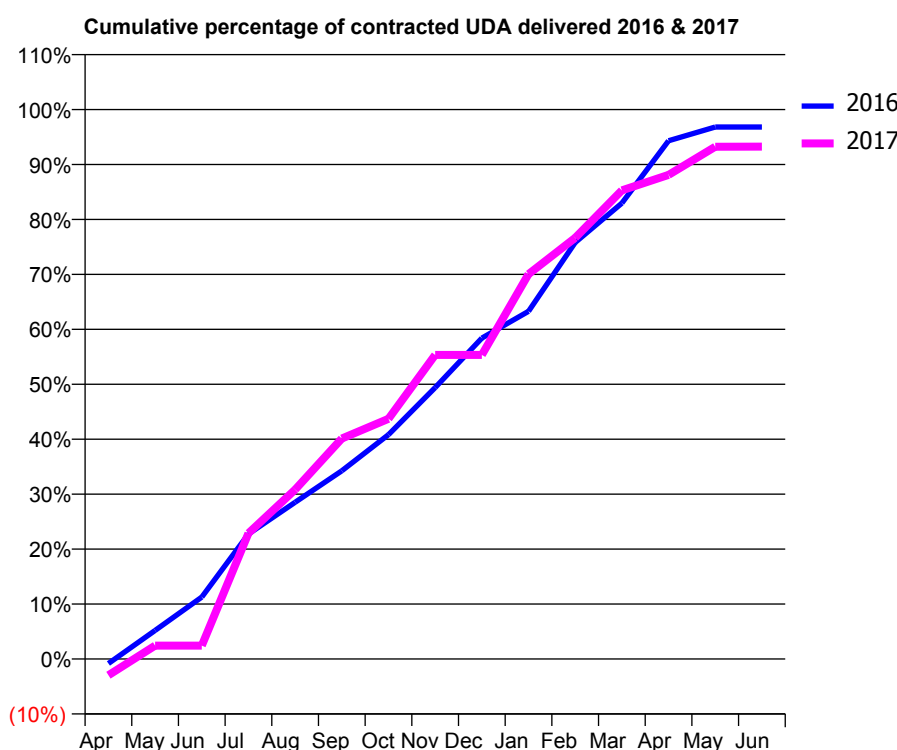
16/17 Contracted general activity (UDA)	14,482
Carry forward general activity (UDA)	463
16/17 Contracted orthodontic activity (UOA)	0
Carry forward orthodontic activity (UOA)	0
Baseline contract value	£377,109.74

ACCESS*

Patients seen in 24 months	Total	Change since previous quarter
Quarter ending March 2016	5,210	
Quarter ending June 2016	5,070	↓
Quarter ending September 2016	5,361	↑
Quarter ending December 2016	5,249	↓
Quarter ending March 2017	5,354	↑
Variance since March 2016	2.8%	↑



ACTIVITY



Adjusted Scheduled Activity (UDA)		
Month	2016	2017
April	-121	-431
May	754	354
June	1,632	354
July	3,296	3,317
August	4,131	4,465
September	4,962	5,812
October	5,913	6,331
November	7,154	8,014
December	8,457	8,014
January	9,162	10,146
February	10,976	11,101
March	12,014	12,349
April	13,660	12,758
May	14,019	13,502
June	14,019	13,503

QUALITY

	Quantity	Base Number	Contract	AT	Region	England
% of FP17s for the same patient ID Re-attending within 3 months - Children	127	1,922	6.6%	9.8%	11.9%	12.3%
% of FP17s for the same patient ID Re-attending within 3 months - Adults	741	4,824	15.4%	15.9%	16.6%	16.7%
% of FP17s for the same patient ID Re-attending between 3 & 9 months - Children	955	1,922	49.7%	59.0%	60.2%	57.6%
% of FP17s for the same patient ID Re-attending between 3 & 9 months - Adults	2,043	4,824	42.4%	50.5%	51.5%	50.1%
% of FP17s for Band 1 Urgent Courses	423	6,345	6.7%	9.5%	9.5%	9.1%
% of FP17s Relating to Free Repair or Replacements	62	6,345	1.0%	0.6%	0.7%	0.8%
% of FP17s Relating to Continuations	151	6,345	2.4%	1.1%	1.2%	1.2%
% of Patients satisfied with the dentistry they have received	6	10	60.0%	92.4%	93.1%	92.8%
% of Patients satisfied with the time they had to wait for an appointment	7	10	70.0%	89.1%	88.8%	88.7%

* This is based on patients treated on this contract for their most recent course of treatment. Figures in italics indicate the base number of FP17s or Patient Questionnaire responses are less than 100. N/A is shown where the base number of responses is less than 10 during the period. % is calculated as Quantity/Base number*100

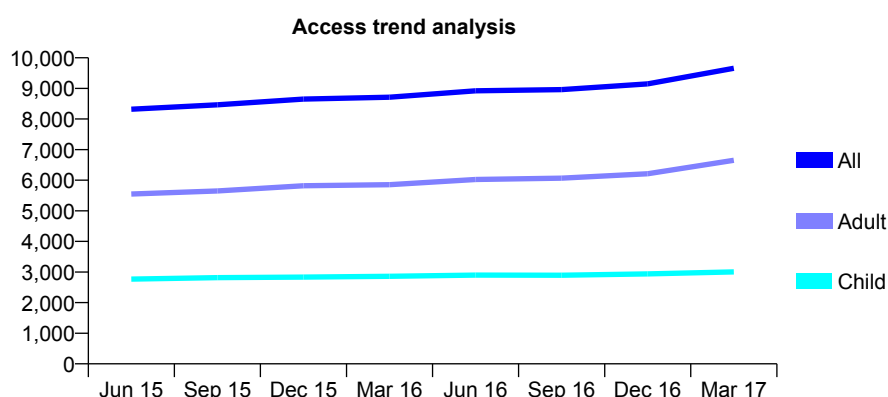
Q68 - Vital Signs At a Glance Contract Report for 186031/0001 - Year end March 2017

Name or company name	Holbrook Practice Ltd
Contract type name	GDS Contract
Purpose of contract	General
Contract start date	01/04/2010
Contract end date	

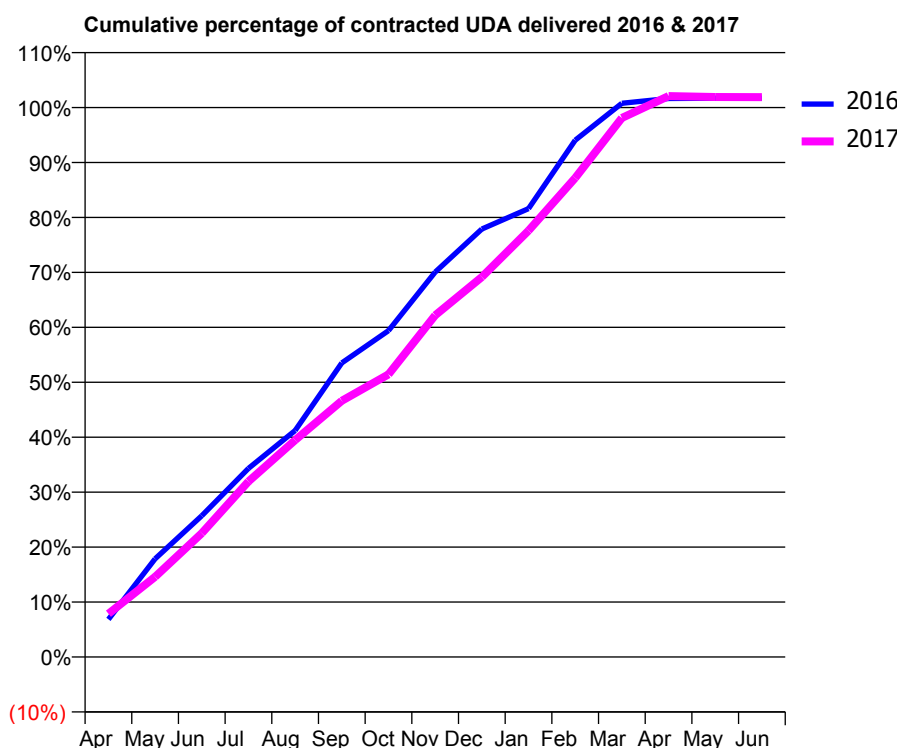
16/17 Contracted general activity (UDA)	25,652
Carry forward general activity (UDA)	-432
16/17 Contracted orthodontic activity (UOA)	0
Carry forward orthodontic activity (UOA)	0
Baseline contract value	£644,822.93

ACCESS*

Patients seen in 24 months	Total	Change since previous quarter
Quarter ending March 2016	8,712	
Quarter ending June 2016	8,923	↑
Quarter ending September 2016	8,962	→
Quarter ending December 2016	9,148	↑
Quarter ending March 2017	9,657	↑
Variance since March 2016	10.8%	↑



ACTIVITY



Adjusted Scheduled Activity (UDA)		
Month	2016	2017
April	1,760	2,021
May	4,583	3,742
June	6,594	5,782
July	8,804	8,196
August	10,574	10,126
September	13,728	11,959
October	15,238	13,194
November	17,971	15,948
December	19,981	17,740
January	20,929	19,904
February	24,124	22,363
March	25,846	25,164
April	26,073	26,185
May	26,083	26,139
June	26,084	26,134

QUALITY

	Quantity	Base Number	Contract	AT	Region	England
% of FP17s for the same patient ID Re-attending within 3 months - Children	224	4,261	5.3%	9.8%	11.9%	12.3%
% of FP17s for the same patient ID Re-attending within 3 months - Adults	885	8,442	10.5%	15.9%	16.6%	16.7%
% of FP17s for the same patient ID Re-attending between 3 & 9 months - Children	2,540	4,261	59.6%	59.0%	60.2%	57.6%
% of FP17s for the same patient ID Re-attending between 3 & 9 months - Adults	4,204	8,442	49.8%	50.5%	51.5%	50.1%
% of FP17s for Band 1 Urgent Courses	949	13,079	7.3%	9.5%	9.5%	9.1%
% of FP17s Relating to Free Repair or Replacements	39	13,079	0.3%	0.6%	0.7%	0.8%
% of FP17s Relating to Continuations	79	13,079	0.6%	1.1%	1.2%	1.2%
% of Patients satisfied with the dentistry they have received	7	9	N/A	92.4%	93.1%	92.8%
% of Patients satisfied with the time they had to wait for an appointment	9	9	N/A	89.1%	88.8%	88.7%

* This is based on patients treated on this contract for their most recent course of treatment. Figures in italics indicate the base number of FP17s or Patient Questionnaire responses are less than 100. N/A is shown where the base number of responses is less than 10 during the period. % is calculated as Quantity/Base number*100

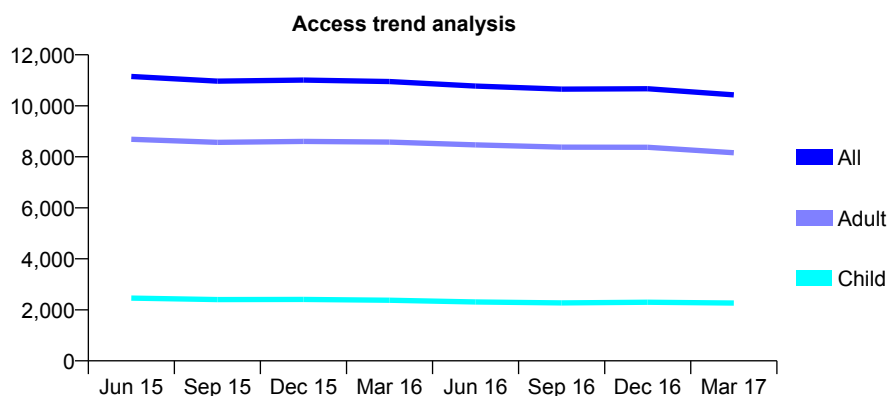
Q68 - Vital Signs At a Glance Contract Report for 186643/0002 - Year end March 2017

Name or company name	Moat Road Dental Care
Contract type name	GDS Contract
Purpose of contract	General
Contract start date	01/09/2008
Contract end date	

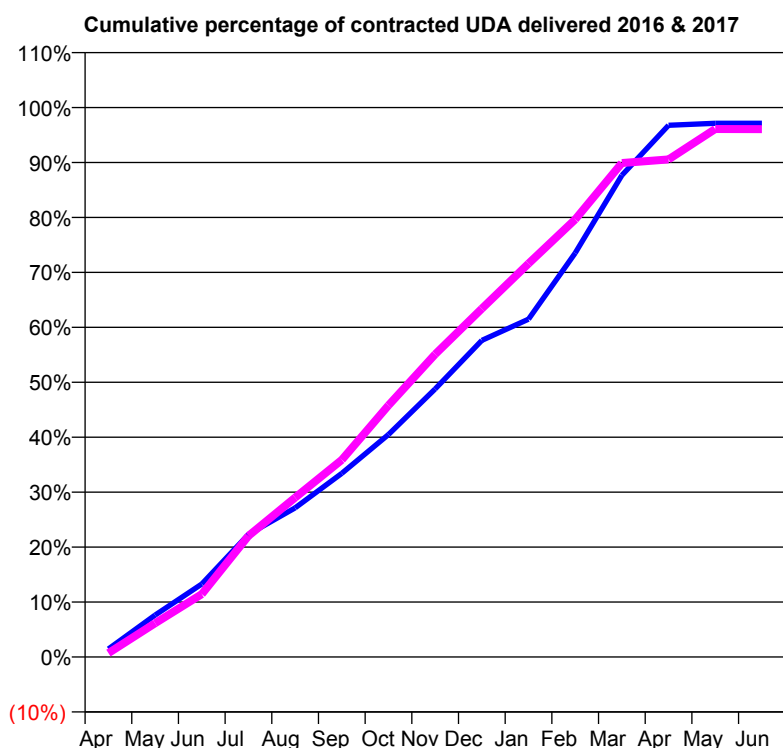
16/17 Contracted general activity (UDA)	37,171
Carry forward general activity (UDA)	1,064
16/17 Contracted orthodontic activity (UOA)	0
Carry forward orthodontic activity (UOA)	0
Baseline contract value	£892,202.76

ACCESS*

Patients seen in 24 months	Total	Change since previous quarter
Quarter ending March 2016	10,953	
Quarter ending June 2016	10,776	↓
Quarter ending September 2016	10,653	↓
Quarter ending December 2016	10,671	→
Quarter ending March 2017	10,429	↓
Variance since March 2016	(4.8%)	↓



ACTIVITY



Adjusted Scheduled Activity (UDA)		
Month	2016	2017
April	548	269
May	2,838	2,288
June	4,937	4,257
July	8,295	8,199
August	10,092	10,784
September	12,423	13,334
October	15,055	17,022
November	18,131	20,485
December	21,420	23,561
January	22,857	26,616
February	27,323	29,599
March	32,590	33,413
April	35,972	33,658
May	36,105	35,714
June	36,107	35,709

QUALITY

	Quantity	Base Number	Contract	AT	Region	England
% of FP17s for the same patient ID Re-attending within 3 months - Children	229	3,404	6.7%	9.8%	11.9%	12.3%
% of FP17s for the same patient ID Re-attending within 3 months - Adults	1,471	10,754	13.7%	15.9%	16.6%	16.7%
% of FP17s for the same patient ID Re-attending between 3 & 9 months - Children	1,969	3,404	57.8%	59.0%	60.2%	57.6%
% of FP17s for the same patient ID Re-attending between 3 & 9 months - Adults	5,189	10,754	48.3%	50.5%	51.5%	50.1%
% of FP17s for Band 1 Urgent Courses	993	13,919	7.1%	9.5%	9.5%	9.1%
% of FP17s Relating to Free Repair or Replacements	157	13,919	1.1%	0.6%	0.7%	0.8%
% of FP17s Relating to Continuations	345	13,919	2.5%	1.1%	1.2%	1.2%
% of Patients satisfied with the dentistry they have received	12	17	70.6%	92.4%	93.1%	92.8%
% of Patients satisfied with the time they had to wait for an appointment	16	17	94.1%	89.1%	88.8%	88.7%

* This is based on patients treated on this contract for their most recent course of treatment. Figures in italics indicate the base number of FP17s or Patient Questionnaire responses are less than 100. N/A is shown where the base number of responses is less than 10 during the period. % is calculated as Quantity/Base number*100

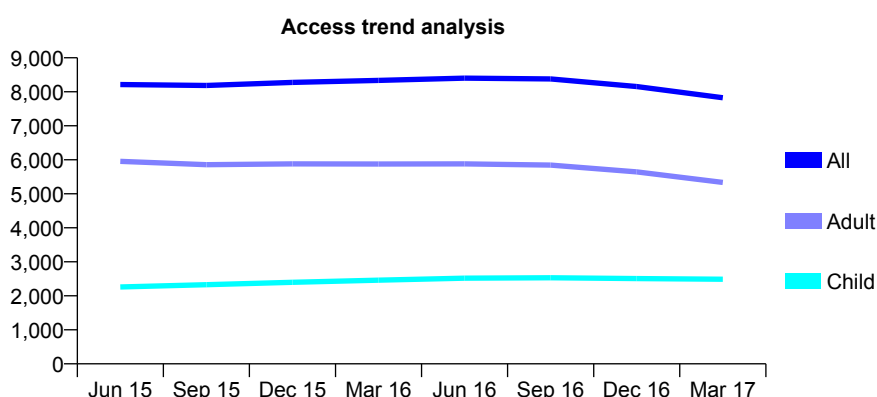
Q68 - Vital Signs At a Glance Contract Report for 188255/0001 - Year end March 2017

Name or company name	Mr A Vaidya and Mrs S Vaidya
Contract type name	GDS Contract
Purpose of contract	General
Contract start date	15/12/2008
Contract end date	

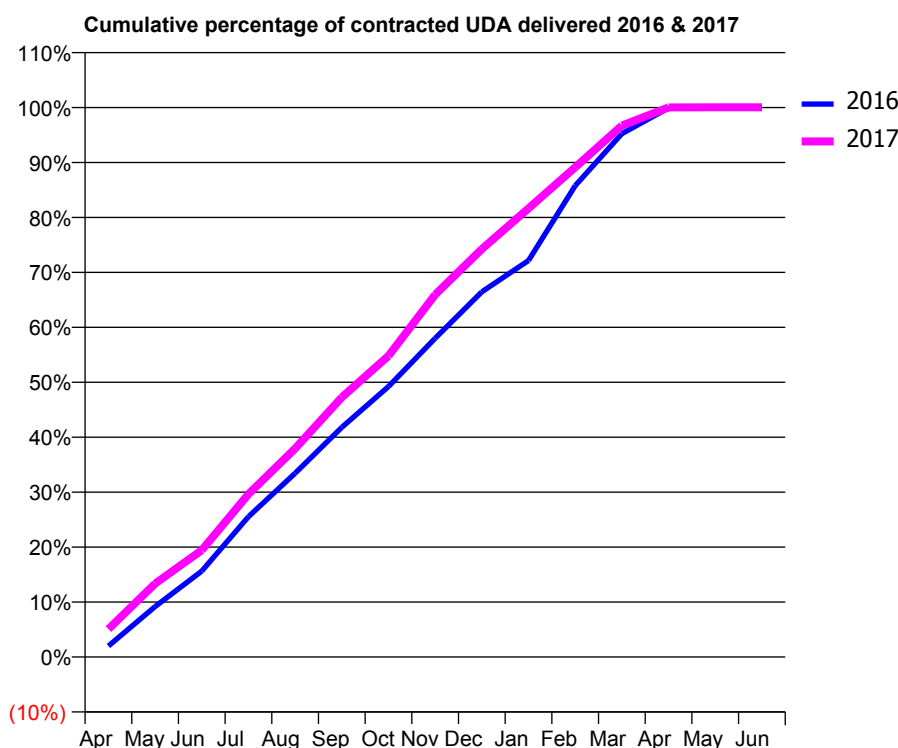
16/17 Contracted general activity (UDA)	14,000
Carry forward general activity (UDA)	14
16/17 Contracted orthodontic activity (UOA)	0
Carry forward orthodontic activity (UOA)	0
Baseline contract value	£373,616.97

ACCESS*

Patients seen in 24 months	Total	Change since previous quarter
Quarter ending March 2016	8,336	
Quarter ending June 2016	8,400	→
Quarter ending September 2016	8,377	→
Quarter ending December 2016	8,154	↓
Quarter ending March 2017	7,824	↓
Variance since March 2016	(6.1%)	↓



ACTIVITY



Adjusted Scheduled Activity (UDA)		
Month	2016	2017
April	279	711
May	1,287	1,869
June	2,190	2,723
July	3,576	4,150
August	4,682	5,312
September	5,853	6,616
October	6,892	7,674
November	8,122	9,232
December	9,305	10,393
January	10,101	11,429
February	12,009	12,476
March	13,333	13,541
April	13,987	14,001
May	13,986	14,004
June	13,986	14,004

QUALITY

	Quantity	Base Number	Contract	AT	Region	England
% of FP17s for the same patient ID Re-attending within 3 months - Children	217	3,347	6.5%	9.8%	11.9%	12.3%
% of FP17s for the same patient ID Re-attending within 3 months - Adults	799	5,985	13.4%	15.9%	16.6%	16.7%
% of FP17s for the same patient ID Re-attending between 3 & 9 months - Children	1,858	3,347	55.5%	59.0%	60.2%	57.6%
% of FP17s for the same patient ID Re-attending between 3 & 9 months - Adults	2,683	5,985	44.8%	50.5%	51.5%	50.1%
% of FP17s for Band 1 Urgent Courses	1,026	8,541	12.0%	9.5%	9.5%	9.1%
% of FP17s Relating to Free Repair or Replacements	24	8,541	0.3%	0.6%	0.7%	0.8%
% of FP17s Relating to Continuations	83	8,541	1.0%	1.1%	1.2%	1.2%
% of Patients satisfied with the dentistry they have received	2	2	N/A	92.4%	93.1%	92.8%
% of Patients satisfied with the time they had to wait for an appointment	2	2	N/A	89.1%	88.8%	88.7%

* This is based on patients treated on this contract for their most recent course of treatment. Figures in italics indicate the base number of FP17s or Patient Questionnaire responses are less than 100. N/A is shown where the base number of responses is less than 10 during the period. % is calculated as Quantity/Base number*100

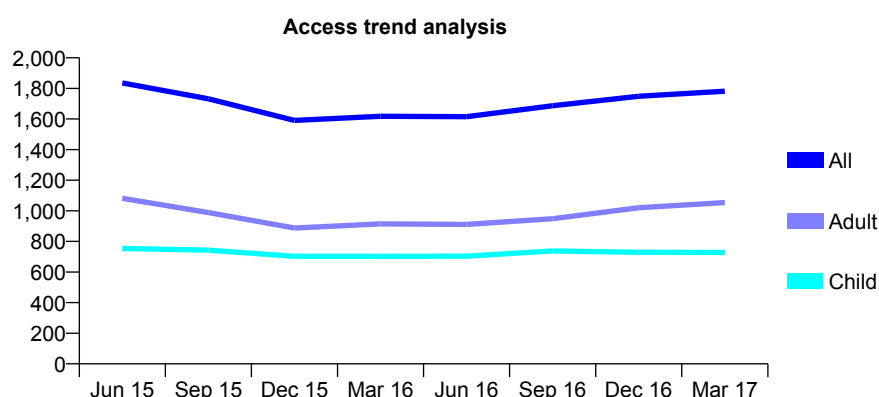
Q68 - Vital Signs At a Glance Contract Report for 188751/0002 - Year end March 2017

Name or company name	Mr P Boamah & Mr C Amin.
Contract type name	GDS Contract
Purpose of contract	General
Contract start date	01/04/2011
Contract end date	

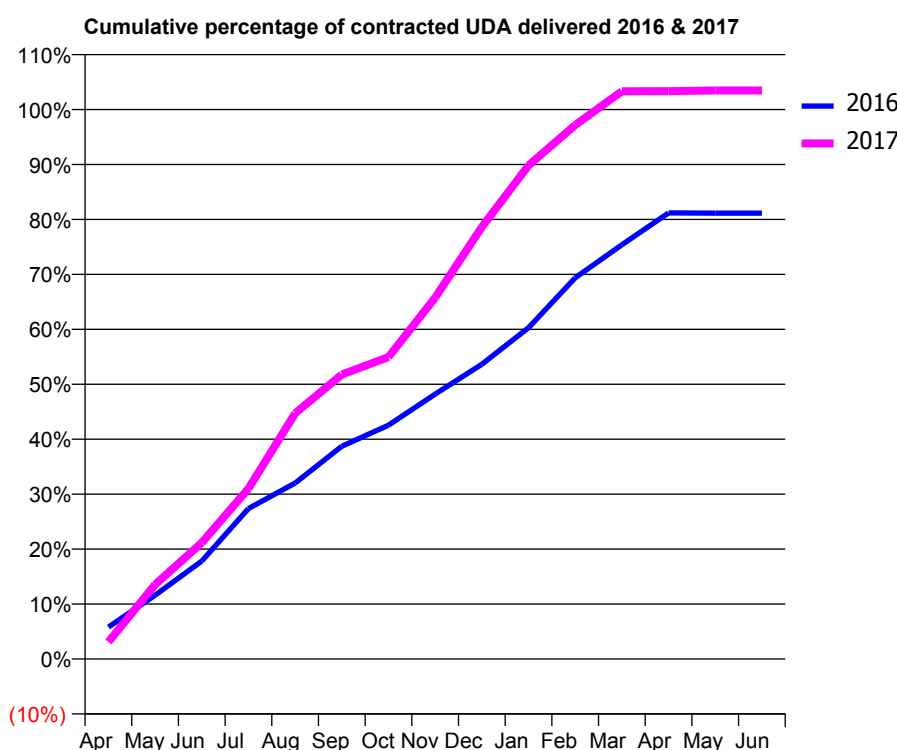
16/17 Contracted general activity (UDA)	4,000
Carry forward general activity (UDA)	0
16/17 Contracted orthodontic activity (UOA)	0
Carry forward orthodontic activity (UOA)	0
Baseline contract value	£98,851.93

ACCESS*

Patients seen in 24 months	Total	Change since previous quarter
Quarter ending March 2016	1,618	
Quarter ending June 2016	1,615	→
Quarter ending September 2016	1,687	↑
Quarter ending December 2016	1,749	↑
Quarter ending March 2017	1,782	→
Variance since March 2016	10.1%	↑



ACTIVITY



Adjusted Scheduled Activity (UDA)		
Month	2016	2017
April	232	125
May	465	542
June	713	847
July	1,096	1,241
August	1,281	1,788
September	1,549	2,071
October	1,702	2,198
November	1,928	2,631
December	2,146	3,144
January	2,412	3,593
February	2,775	3,887
March	3,015	4,133
April	3,247	4,134
May	3,245	4,139
June	3,245	4,139

QUALITY

	Quantity	Base Number	Contract	AT	Region	England
% of FP17s for the same patient ID Re-attending within 3 months - Children	39	1,082	3.6%	9.8%	11.9%	12.3%
% of FP17s for the same patient ID Re-attending within 3 months - Adults	95	1,260	7.5%	15.9%	16.6%	16.7%
% of FP17s for the same patient ID Re-attending between 3 & 9 months - Children	636	1,082	58.8%	59.0%	60.2%	57.6%
% of FP17s for the same patient ID Re-attending between 3 & 9 months - Adults	502	1,260	39.8%	50.5%	51.5%	50.1%
% of FP17s for Band 1 Urgent Courses	94	2,218	4.2%	9.5%	9.5%	9.1%
% of FP17s Relating to Free Repair or Replacements	1	2,218	0.0%	0.6%	0.7%	0.8%
% of FP17s Relating to Continuations	16	2,218	0.7%	1.1%	1.2%	1.2%
% of Patients satisfied with the dentistry they have received	5	5	N/A	92.4%	93.1%	92.8%
% of Patients satisfied with the time they had to wait for an appointment	5	5	N/A	89.1%	88.8%	88.7%

* This is based on patients treated on this contract for their most recent course of treatment. Figures in italics indicate the base number of FP17s or Patient Questionnaire responses are less than 100. N/A is shown where the base number of responses is less than 10 during the period. % is calculated as Quantity/Base number*100

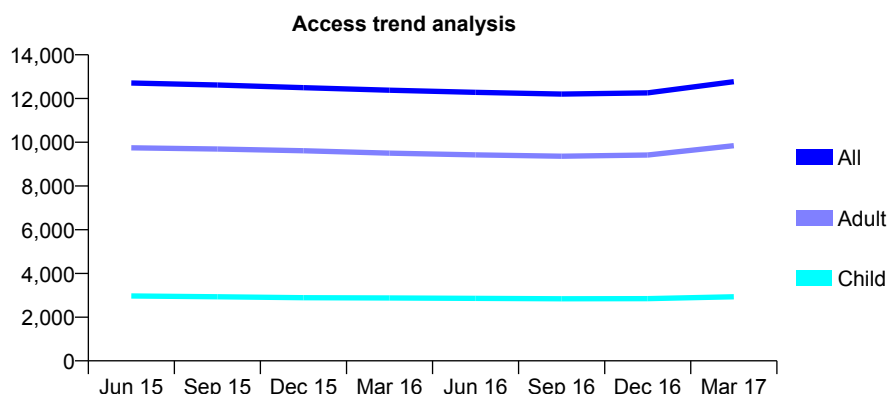
Q68 - Vital Signs At a Glance Contract Report for 189111/0001 - Year end March 2017

Name or company name	Seaside Dental Practice Limited
Contract type name	GDS Contract
Purpose of contract	General
Contract start date	01/10/2010
Contract end date	

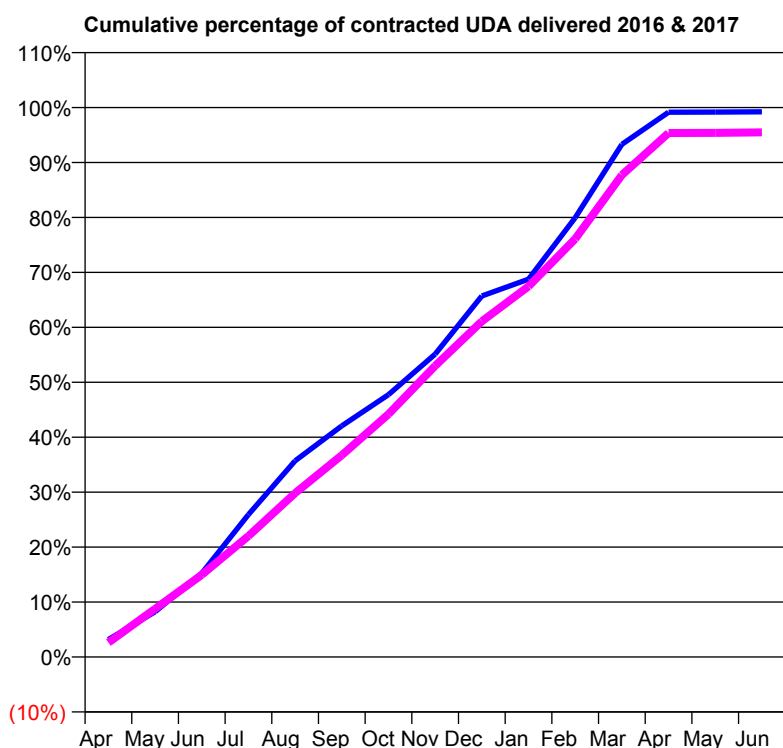
16/17 Contracted general activity (UDA)	37,000
Carry forward general activity (UDA)	292
16/17 Contracted orthodontic activity (UOA)	0
Carry forward orthodontic activity (UOA)	0
Baseline contract value	£905,625.66

ACCESS*

Patients seen in 24 months	Total	Change since previous quarter
Quarter ending March 2016	12,378	
Quarter ending June 2016	12,284	→
Quarter ending September 2016	12,205	→
Quarter ending December 2016	12,261	→
Quarter ending March 2017	12,773	↑
Variance since March 2016	3.2%	↑



ACTIVITY



Adjusted Scheduled Activity (UDA)		
Month	2016	2017
April	1,181	972
May	3,044	3,246
June	5,641	5,531
July	9,598	8,145
August	13,214	11,038
September	15,563	13,585
October	17,667	16,358
November	20,398	19,607
December	24,306	22,601
January	25,439	24,957
February	29,581	28,152
March	34,517	32,452
April	36,685	35,284
May	36,688	35,294
June	36,708	35,329

QUALITY

	Quantity	Base Number	Contract	AT	Region	England
% of FP17s for the same patient ID Re-attending within 3 months - Children	259	4,263	6.1%	9.8%	11.9%	12.3%
% of FP17s for the same patient ID Re-attending within 3 months - Adults	1,757	13,063	13.5%	15.9%	16.6%	16.7%
% of FP17s for the same patient ID Re-attending between 3 & 9 months - Children	2,410	4,263	56.5%	59.0%	60.2%	57.6%
% of FP17s for the same patient ID Re-attending between 3 & 9 months - Adults	5,547	13,063	42.5%	50.5%	51.5%	50.1%
% of FP17s for Band 1 Urgent Courses	1,523	17,591	8.7%	9.5%	9.5%	9.1%
% of FP17s Relating to Free Repair or Replacements	44	17,591	0.3%	0.6%	0.7%	0.8%
% of FP17s Relating to Continuations	364	17,591	2.1%	1.1%	1.2%	1.2%
% of Patients satisfied with the dentistry they have received	18	21	85.7%	92.4%	93.1%	92.8%
% of Patients satisfied with the time they had to wait for an appointment	18	21	85.7%	89.1%	88.8%	88.7%

* This is based on patients treated on this contract for their most recent course of treatment. Figures in italics indicate the base number of FP17s or Patient Questionnaire responses are less than 100. N/A is shown where the base number of responses is less than 10 during the period. % is calculated as Quantity/Base number*100

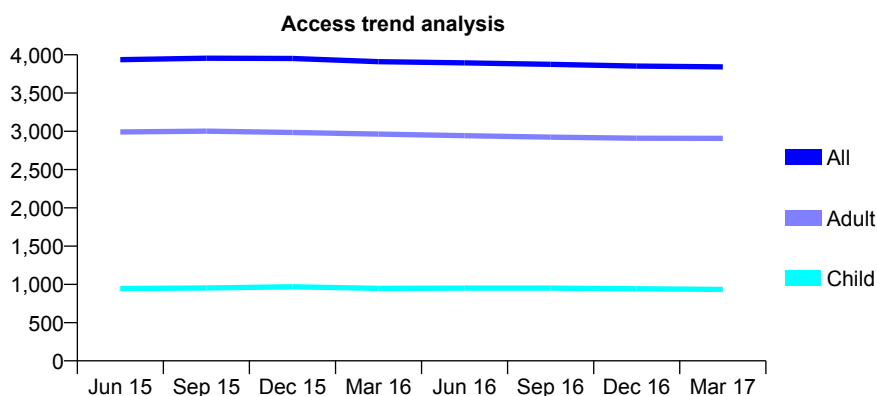
Q68 - Vital Signs At a Glance Contract Report for 189650/0001 - Year end March 2017

Name or company name	Mr A Gill and Ms K Kaur
Contract type name	GDS Contract
Purpose of contract	General
Contract start date	01/04/2009
Contract end date	

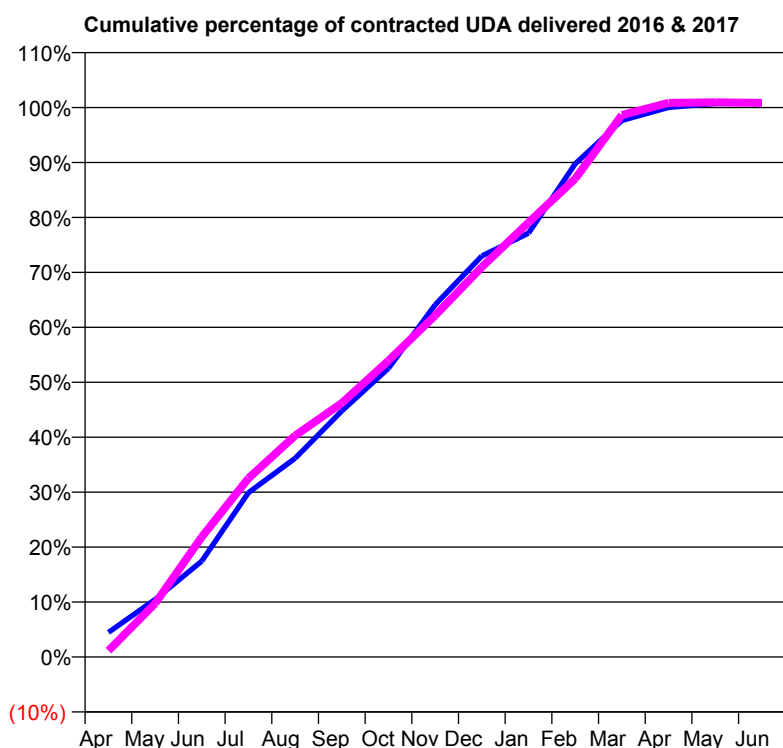
16/17 Contracted general activity (UDA)	11,018
Carry forward general activity (UDA)	-82
16/17 Contracted orthodontic activity (UOA)	0
Carry forward orthodontic activity (UOA)	0
Baseline contract value	£293,364.41

ACCESS*

Patients seen in 24 months	Total	Change since previous quarter
Quarter ending March 2016	3,910	
Quarter ending June 2016	3,894	→
Quarter ending September 2016	3,875	→
Quarter ending December 2016	3,852	→
Quarter ending March 2017	3,842	→
Variance since March 2016	(1.7%)	↓



ACTIVITY



Month	Adjusted Scheduled Activity (UDA)	
	2016	2017
April	494	128
May	1,154	1,074
June	1,924	2,407
July	3,296	3,583
August	3,986	4,440
September	4,934	5,092
October	5,789	5,942
November	7,062	6,849
December	8,042	7,818
January	8,499	8,713
February	9,888	9,589
March	10,759	10,869
April	11,020	11,111
May	11,097	11,121
June	11,100	11,111

QUALITY

	Quantity	Base Number	Contract	AT	Region	England
% of FP17s for the same patient ID Re-attending within 3 months - Children	108	1,432	7.5%	9.8%	11.9%	12.3%
% of FP17s for the same patient ID Re-attending within 3 months - Adults	794	4,451	17.8%	15.9%	16.6%	16.7%
% of FP17s for the same patient ID Re-attending between 3 & 9 months - Children	949	1,432	66.3%	59.0%	60.2%	57.6%
% of FP17s for the same patient ID Re-attending between 3 & 9 months - Adults	2,592	4,451	58.2%	50.5%	51.5%	50.1%
% of FP17s for Band 1 Urgent Courses	560	5,796	9.7%	9.5%	9.5%	9.1%
% of FP17s Relating to Free Repair or Replacements	61	5,796	1.1%	0.6%	0.7%	0.8%
% of FP17s Relating to Continuations	41	5,796	0.7%	1.1%	1.2%	1.2%
% of Patients satisfied with the dentistry they have received	7	8	N/A	92.4%	93.1%	92.8%
% of Patients satisfied with the time they had to wait for an appointment	8	8	N/A	89.1%	88.8%	88.7%

* This is based on patients treated on this contract for their most recent course of treatment. Figures in italics indicate the base number of FP17s or Patient Questionnaire responses are less than 100. N/A is shown where the base number of responses is less than 10 during the period. % is calculated as Quantity/Base number*100

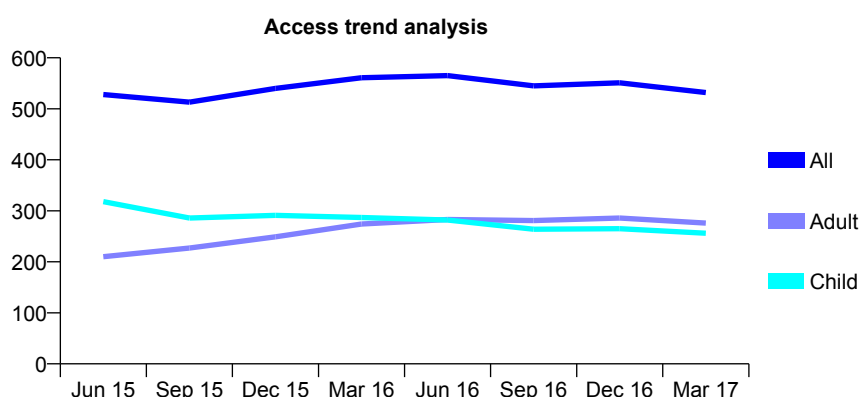
Q68 - Vital Signs At a Glance Contract Report for 190195/0021 - Year end March 2017

Name or company name	Xeon Smiles UK Ltd
Contract type name	GDS Contract
Purpose of contract	General
Contract start date	01/01/2013
Contract end date	

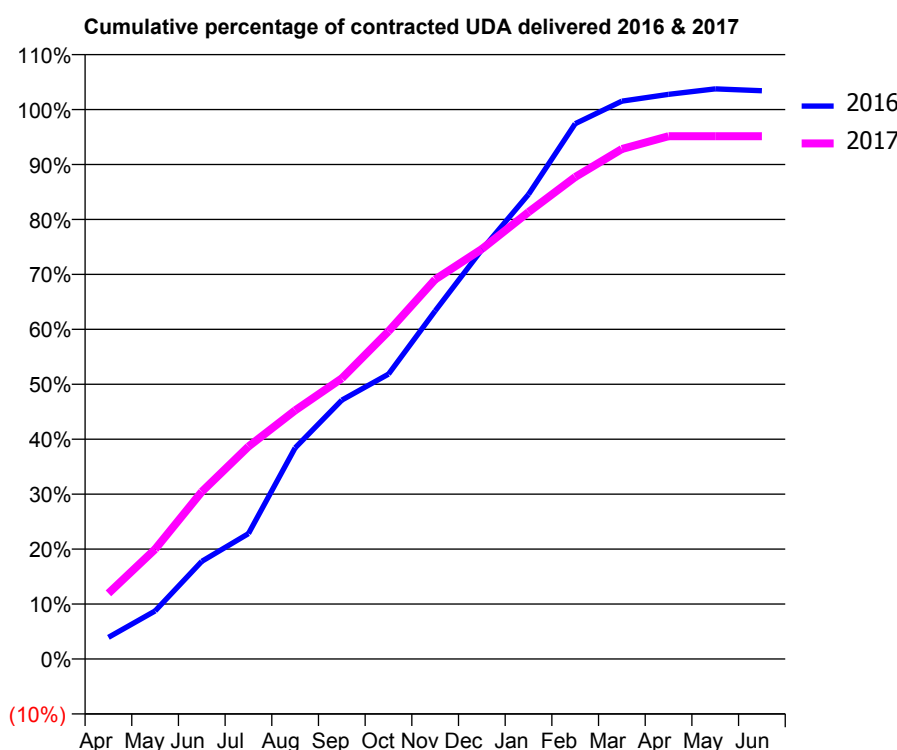
16/17 Contracted general activity (UDA)	1,134
Carry forward general activity (UDA)	-23
16/17 Contracted orthodontic activity (UOA)	0
Carry forward orthodontic activity (UOA)	0
Baseline contract value	£25,775.70

ACCESS*

Patients seen in 24 months	Total	Change since previous quarter
Quarter ending March 2016	561	
Quarter ending June 2016	565	→
Quarter ending September 2016	545	↓
Quarter ending December 2016	551	→
Quarter ending March 2017	532	↓
Variance since March 2016	(5.2%)	↓



ACTIVITY



Adjusted Scheduled Activity (UDA)		
Month	2016	2017
April	45	135
May	99	227
June	202	345
July	259	439
August	436	513
September	534	579
October	588	676
November	718	783
December	845	846
January	959	922
February	1,105	995
March	1,151	1,052
April	1,165	1,079
May	1,177	1,079
June	1,173	1,079

QUALITY

	Quantity	Base Number	Contract	AT	Region	England
% of FP17s for the same patient ID Re-attending within 3 months - Children	19	387	4.9%	9.8%	11.9%	12.3%
% of FP17s for the same patient ID Re-attending within 3 months - Adults	42	299	14.0%	15.9%	16.6%	16.7%
% of FP17s for the same patient ID Re-attending between 3 & 9 months - Children	293	387	75.7%	59.0%	60.2%	57.6%
% of FP17s for the same patient ID Re-attending between 3 & 9 months - Adults	178	299	59.5%	50.5%	51.5%	50.1%
% of FP17s for Band 1 Urgent Courses	49	684	7.2%	9.5%	9.5%	9.1%
% of FP17s Relating to Free Repair or Replacements	0	684	0.0%	0.6%	0.7%	0.8%
% of FP17s Relating to Continuations	0	684	0.0%	1.1%	1.2%	1.2%
% of Patients satisfied with the dentistry they have received	0	0	N/A	92.4%	93.1%	92.8%
% of Patients satisfied with the time they had to wait for an appointment	0	0	N/A	89.1%	88.8%	88.7%

* This is based on patients treated on this contract for their most recent course of treatment. Figures in italics indicate the base number of FP17s or Patient Questionnaire responses are less than 100. N/A is shown where the base number of responses is less than 10 during the period. % is calculated as Quantity/Base number*100

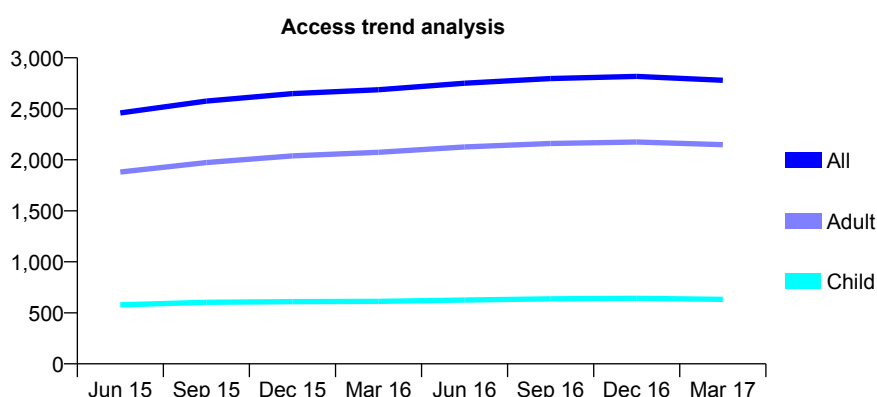
Q68 - Vital Signs At a Glance Contract Report for 190829/0001 - Year end March 2017

Name or company name	The Sea Road Dental Practice Partnership
Contract type name	GDS Contract
Purpose of contract	General
Contract start date	20/01/2014
Contract end date	

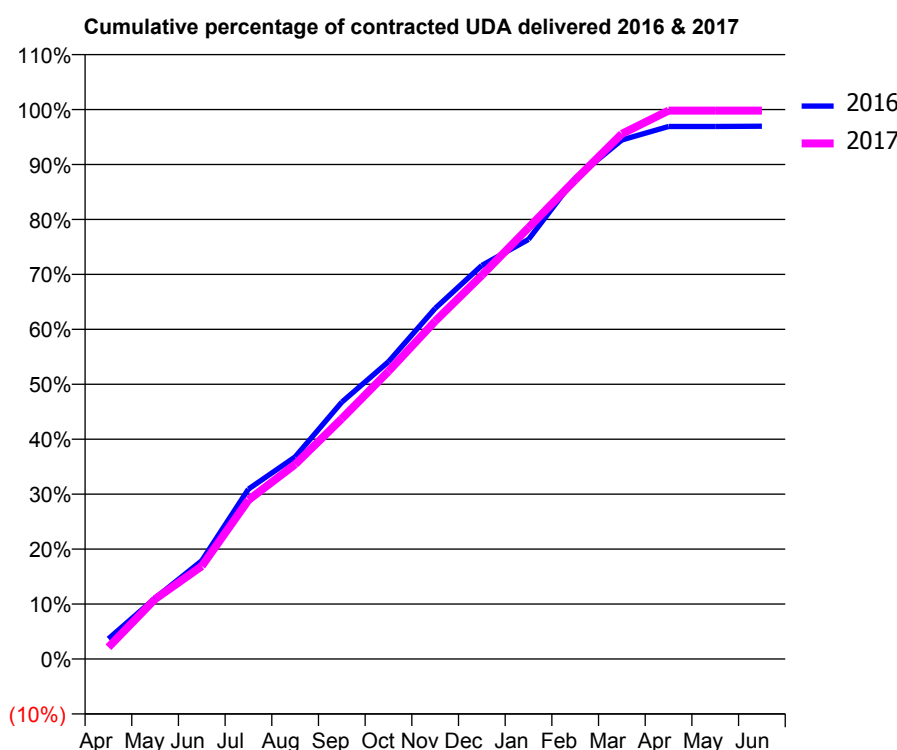
16/17 Contracted general activity (UDA)	6,800
Carry forward general activity (UDA)	207
16/17 Contracted orthodontic activity (UOA)	0
Carry forward orthodontic activity (UOA)	0
Baseline contract value	£177,921.13

ACCESS*

Patients seen in 24 months	Total	Change since previous quarter
Quarter ending March 2016	2,687	
Quarter ending June 2016	2,751	↑
Quarter ending September 2016	2,797	→
Quarter ending December 2016	2,817	→
Quarter ending March 2017	2,780	↓
Variance since March 2016	3.5%	↑



ACTIVITY



Adjusted Scheduled Activity (UDA)		
Month	2016	2017
April	250	146
May	754	742
June	1,216	1,149
July	2,103	1,968
August	2,501	2,408
September	3,178	2,975
October	3,679	3,560
November	4,339	4,181
December	4,870	4,748
January	5,192	5,337
February	5,949	5,928
March	6,423	6,499
April	6,590	6,787
May	6,589	6,787
June	6,593	6,787

QUALITY

	Quantity	Base Number	Contract	AT	Region	England
% of FP17s for the same patient ID Re-attending within 3 months - Children	34	995	3.4%	9.8%	11.9%	12.3%
% of FP17s for the same patient ID Re-attending within 3 months - Adults	261	2,937	8.9%	15.9%	16.6%	16.7%
% of FP17s for the same patient ID Re-attending between 3 & 9 months - Children	709	995	71.3%	59.0%	60.2%	57.6%
% of FP17s for the same patient ID Re-attending between 3 & 9 months - Adults	1,782	2,937	60.7%	50.5%	51.5%	50.1%
% of FP17s for Band 1 Urgent Courses	159	3,982	4.0%	9.5%	9.5%	9.1%
% of FP17s Relating to Free Repair or Replacements	1	3,982	0.0%	0.6%	0.7%	0.8%
% of FP17s Relating to Continuations	30	3,982	0.8%	1.1%	1.2%	1.2%
% of Patients satisfied with the dentistry they have received	7	7	N/A	92.4%	93.1%	92.8%
% of Patients satisfied with the time they had to wait for an appointment	6	7	N/A	89.1%	88.8%	88.7%

* This is based on patients treated on this contract for their most recent course of treatment. Figures in italics indicate the base number of FP17s or Patient Questionnaire responses are less than 100. N/A is shown where the base number of responses is less than 10 during the period. % is calculated as Quantity/Base number*100

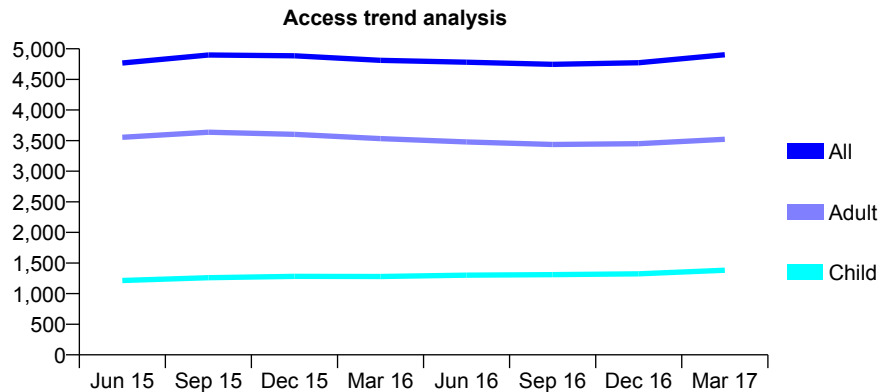
Q68 - Vital Signs At a Glance Contract Report for 191043/0001 - Year end March 2017

Name or company name	Pembroke Practice Limited
Contract type name	GDS Contract
Purpose of contract	General
Contract start date	01/03/2011
Contract end date	

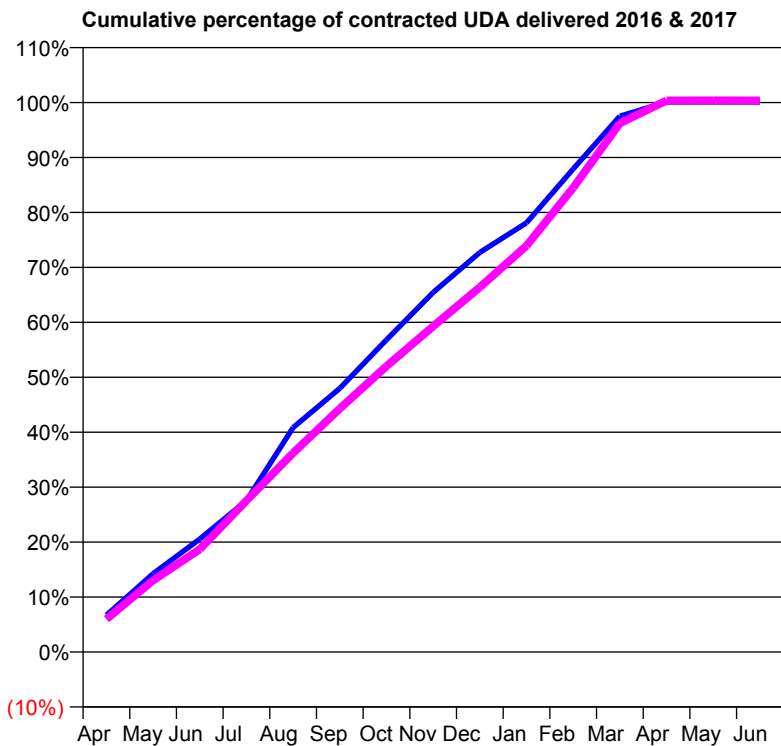
16/17 Contracted general activity (UDA)	12,464
Carry forward general activity (UDA)	-10
16/17 Contracted orthodontic activity (UOA)	0
Carry forward orthodontic activity (UOA)	0
Baseline contract value	£318,877.21

ACCESS*

Patients seen in 24 months	Total	Change since previous quarter
Quarter ending March 2016	4,812	
Quarter ending June 2016	4,780	→
Quarter ending September 2016	4,747	→
Quarter ending December 2016	4,773	→
Quarter ending March 2017	4,903	↑
Variance since March 2016	1.9%	→



ACTIVITY



Adjusted Scheduled Activity (UDA)		
Month	2016	2017
April	835	745
May	1,776	1,627
June	2,562	2,330
July	3,433	3,435
August	5,093	4,513
September	5,981	5,523
October	7,082	6,484
November	8,157	7,387
December	9,063	8,274
January	9,734	9,215
February	10,956	10,529
March	12,153	11,995
April	12,476	12,507
May	12,474	12,511
June	12,474	12,507

QUALITY

	Quantity	Base Number	Contract	AT	Region	England
% of FP17s for the same patient ID Re-attending within 3 months - Children	103	1,763	5.8%	9.8%	11.9%	12.3%
% of FP17s for the same patient ID Re-attending within 3 months - Adults	655	4,346	15.1%	15.9%	16.6%	16.7%
% of FP17s for the same patient ID Re-attending between 3 & 9 months - Children	890	1,763	50.5%	59.0%	60.2%	57.6%
% of FP17s for the same patient ID Re-attending between 3 & 9 months - Adults	1,982	4,346	45.6%	50.5%	51.5%	50.1%
% of FP17s for Band 1 Urgent Courses	728	6,193	11.8%	9.5%	9.5%	9.1%
% of FP17s Relating to Free Repair or Replacements	44	6,193	0.7%	0.6%	0.7%	0.8%
% of FP17s Relating to Continuations	8	6,193	0.1%	1.1%	1.2%	1.2%
% of Patients satisfied with the dentistry they have received	5	5	N/A	92.4%	93.1%	92.8%
% of Patients satisfied with the time they had to wait for an appointment	5	5	N/A	89.1%	88.8%	88.7%

* This is based on patients treated on this contract for their most recent course of treatment. Figures in italics indicate the base number of FP17s or Patient Questionnaire responses are less than 100. N/A is shown where the base number of responses is less than 10 during the period. % is calculated as Quantity/Base number*100

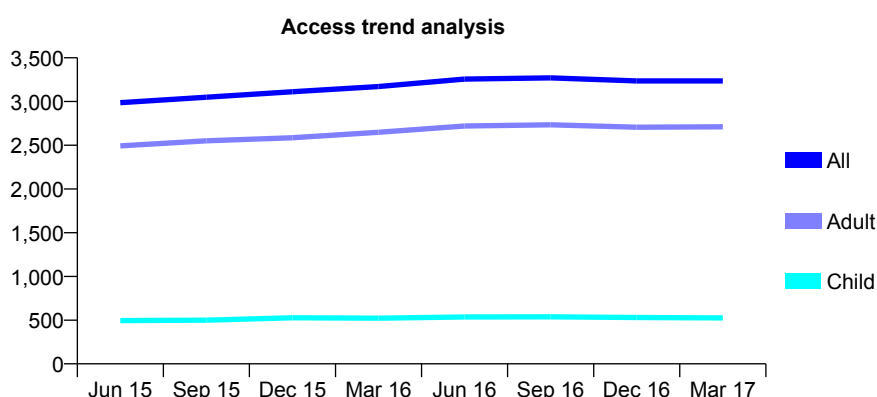
Q68 - Vital Signs At a Glance Contract Report for 191264/0002 - Year end March 2017

Name or company name	Steyndent Ltd
Contract type name	GDS Contract
Purpose of contract	General
Contract start date	01/11/2008
Contract end date	

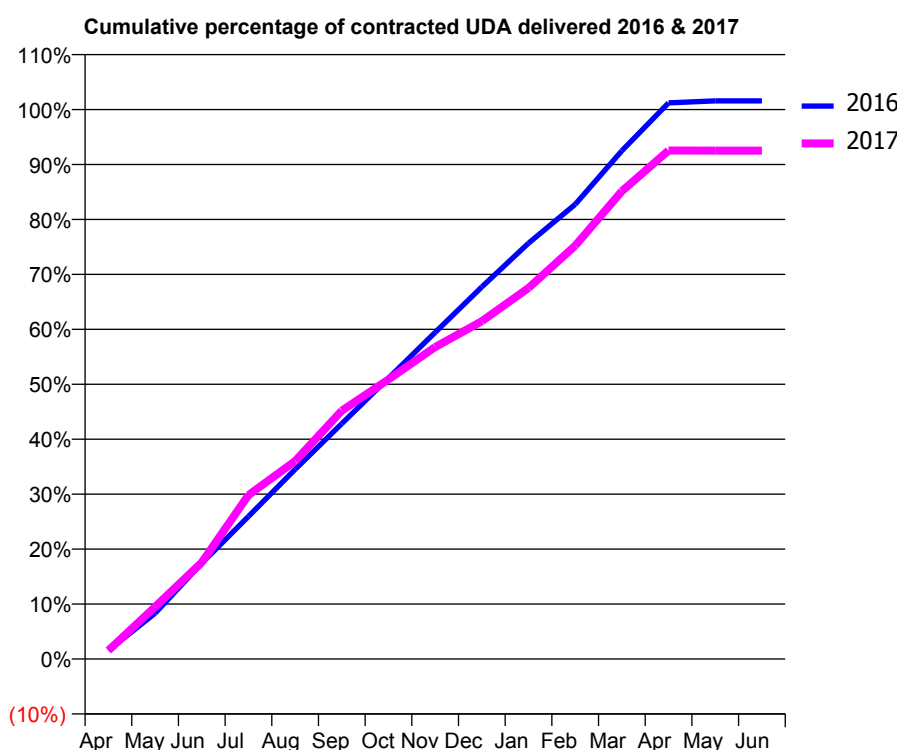
16/17 Contracted general activity (UDA)	10,196
Carry forward general activity (UDA)	-159
16/17 Contracted orthodontic activity (UOA)	0
Carry forward orthodontic activity (UOA)	0
Baseline contract value	£273,893.59

ACCESS*

Patients seen in 24 months	Total	Change since previous quarter
Quarter ending March 2016	3,171	
Quarter ending June 2016	3,256	↑
Quarter ending September 2016	3,271	→
Quarter ending December 2016	3,236	↓
Quarter ending March 2017	3,236	→
Variance since March 2016	2.0%	↑



ACTIVITY



Month	Adjusted Scheduled Activity (UDA)	
	2016	2017
April	159	159
May	850	969
June	1,777	1,792
July	2,645	3,042
August	3,519	3,674
September	4,367	4,608
October	5,211	5,188
November	6,061	5,789
December	6,905	6,268
January	7,716	6,885
February	8,437	7,669
March	9,431	8,682
April	10,319	9,434
May	10,355	9,433
June	10,355	9,433

QUALITY

	Quantity	Base Number	Contract	AT	Region	England
% of FP17s for the same patient ID Re-attending within 3 months - Children	56	883	6.3%	9.8%	11.9%	12.3%
% of FP17s for the same patient ID Re-attending within 3 months - Adults	391	3,861	10.1%	15.9%	16.6%	16.7%
% of FP17s for the same patient ID Re-attending between 3 & 9 months - Children	539	883	61.0%	59.0%	60.2%	57.6%
% of FP17s for the same patient ID Re-attending between 3 & 9 months - Adults	2,067	3,861	53.5%	50.5%	51.5%	50.1%
% of FP17s for Band 1 Urgent Courses	372	4,552	8.2%	9.5%	9.5%	9.1%
% of FP17s Relating to Free Repair or Replacements	43	4,552	0.9%	0.6%	0.7%	0.8%
% of FP17s Relating to Continuations	29	4,552	0.6%	1.1%	1.2%	1.2%
% of Patients satisfied with the dentistry they have received	6	7	N/A	92.4%	93.1%	92.8%
% of Patients satisfied with the time they had to wait for an appointment	6	7	N/A	89.1%	88.8%	88.7%

* This is based on patients treated on this contract for their most recent course of treatment. Figures in italics indicate the base number of FP17s or Patient Questionnaire responses are less than 100. N/A is shown where the base number of responses is less than 10 during the period. % is calculated as Quantity/Base number*100

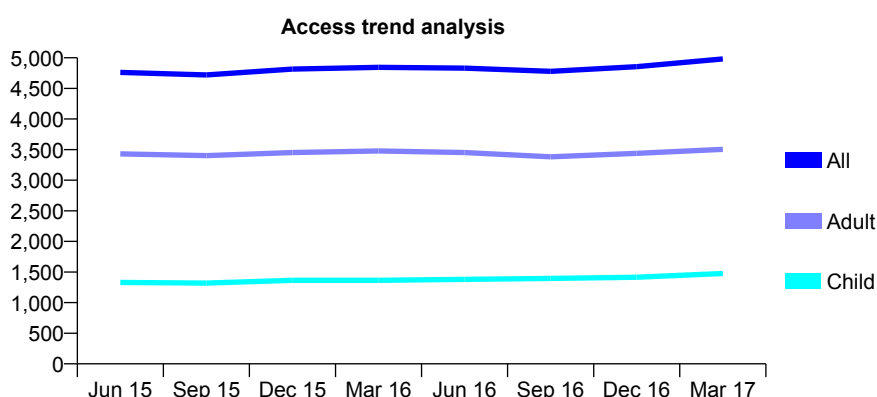
Q68 - Vital Signs At a Glance Contract Report for 192228/0001 - Year end March 2017

Name or company name	Mr A Memaripour and Mr N Zadeh Davani
Contract type name	GDS Contract
Purpose of contract	General
Contract start date	01/04/2010
Contract end date	

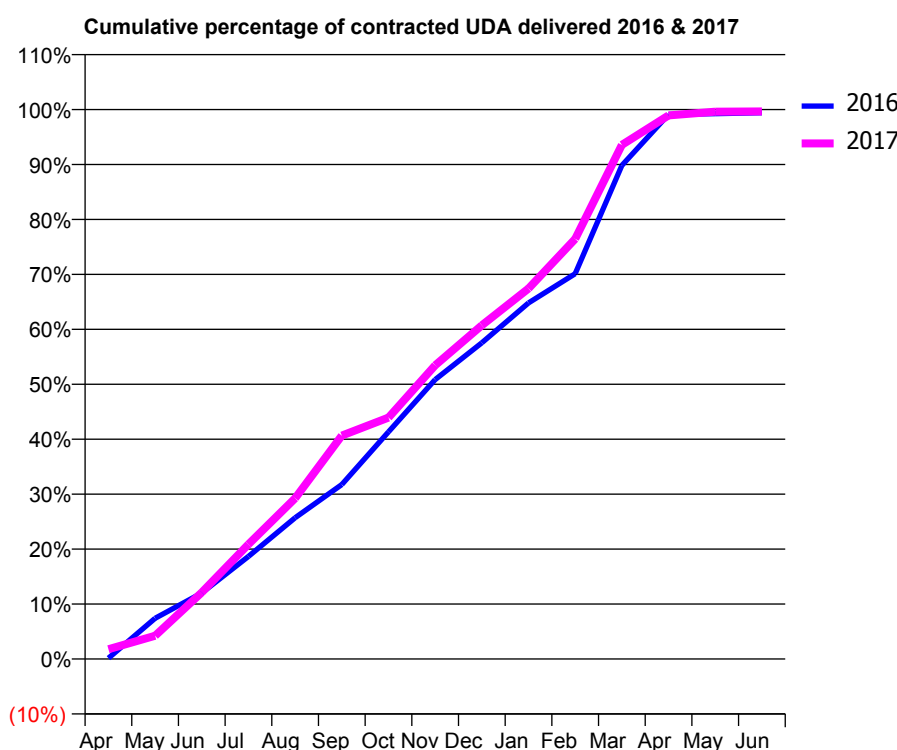
16/17 Contracted general activity (UDA)	17,266
Carry forward general activity (UDA)	103
16/17 Contracted orthodontic activity (UOA)	0
Carry forward orthodontic activity (UOA)	0
Baseline contract value	£453,863.09

ACCESS*

Patients seen in 24 months	Total	Change since previous quarter
Quarter ending March 2016	4,845	
Quarter ending June 2016	4,832	→
Quarter ending September 2016	4,778	↓
Quarter ending December 2016	4,856	→
Quarter ending March 2017	4,981	↑
Variance since March 2016	2.8%	↑



ACTIVITY



Adjusted Scheduled Activity (UDA)		
Month	2016	2017
April	26	307
May	1,278	733
June	2,078	2,091
July	3,224	3,607
August	4,440	5,051
September	5,484	7,019
October	7,136	7,585
November	8,778	9,230
December	9,937	10,485
January	11,191	11,641
February	12,107	13,201
March	15,508	16,153
April	17,109	17,078
May	17,135	17,199
June	17,163	17,206

QUALITY

	Quantity	Base Number	Contract	AT	Region	England
% of FP17s for the same patient ID Re-attending within 3 months - Children	129	1,861	6.9%	9.8%	11.9%	12.3%
% of FP17s for the same patient ID Re-attending within 3 months - Adults	619	4,116	15.0%	15.9%	16.6%	16.7%
% of FP17s for the same patient ID Re-attending between 3 & 9 months - Children	880	1,861	47.3%	59.0%	60.2%	57.6%
% of FP17s for the same patient ID Re-attending between 3 & 9 months - Adults	1,797	4,116	43.7%	50.5%	51.5%	50.1%
% of FP17s for Band 1 Urgent Courses	640	5,872	10.9%	9.5%	9.5%	9.1%
% of FP17s Relating to Free Repair or Replacements	15	5,872	0.3%	0.6%	0.7%	0.8%
% of FP17s Relating to Continuations	17	5,872	0.3%	1.1%	1.2%	1.2%
% of Patients satisfied with the dentistry they have received	5	6	N/A	92.4%	93.1%	92.8%
% of Patients satisfied with the time they had to wait for an appointment	6	6	N/A	89.1%	88.8%	88.7%

* This is based on patients treated on this contract for their most recent course of treatment. Figures in italics indicate the base number of FP17s or Patient Questionnaire responses are less than 100. N/A is shown where the base number of responses is less than 10 during the period. % is calculated as Quantity/Base number*100

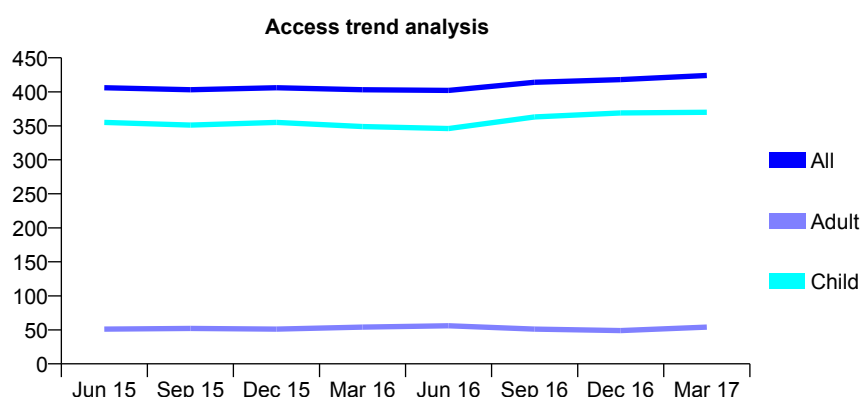
Q68 - Vital Signs At a Glance Contract Report for 192325/0001 - Year end March 2017

Name or company name	CDP (UK) Ltd
Contract type name	GDS Contract
Purpose of contract	General
Contract start date	01/07/2011
Contract end date	

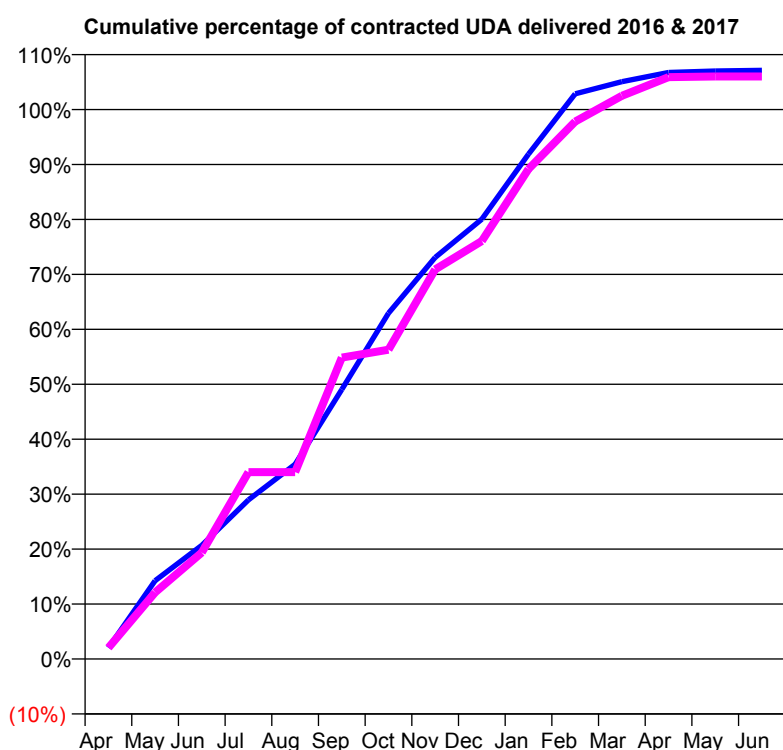
16/17 Contracted general activity (UDA)	779
Carry forward general activity (UDA)	-16
16/17 Contracted orthodontic activity (UOA)	0
Carry forward orthodontic activity (UOA)	0
Baseline contract value	£19,821.94

ACCESS*

Patients seen in 24 months	Total	Change since previous quarter
Quarter ending March 2016	403	
Quarter ending June 2016	402	→
Quarter ending September 2016	414	↑
Quarter ending December 2016	418	→
Quarter ending March 2017	424	→
Variance since March 2016	5.2%	↑



ACTIVITY



Month	Adjusted Scheduled Activity (UDA)	
	2016	2017
April	16	16
May	111	94
June	161	151
July	226	265
August	276	265
September	382	427
October	490	438
November	569	552
December	624	593
January	716	695
February	801	762
March	818	798
April	831	825
May	834	826
June	835	826

QUALITY

	Quantity	Base Number	Contract	AT	Region	England
% of FP17s for the same patient ID Re-attending within 3 months - Children	30	519	5.8%	9.8%	11.9%	12.3%
% of FP17s for the same patient ID Re-attending within 3 months - Adults	0	24	0.0%	15.9%	16.6%	16.7%
% of FP17s for the same patient ID Re-attending between 3 & 9 months - Children	297	519	57.2%	59.0%	60.2%	57.6%
% of FP17s for the same patient ID Re-attending between 3 & 9 months - Adults	14	24	58.3%	50.5%	51.5%	50.1%
% of FP17s for Band 1 Urgent Courses	24	550	4.4%	9.5%	9.5%	9.1%
% of FP17s Relating to Free Repair or Replacements	0	550	0.0%	0.6%	0.7%	0.8%
% of FP17s Relating to Continuations	0	550	0.0%	1.1%	1.2%	1.2%
% of Patients satisfied with the dentistry they have received	2	2	N/A	92.4%	93.1%	92.8%
% of Patients satisfied with the time they had to wait for an appointment	2	2	N/A	89.1%	88.8%	88.7%

* This is based on patients treated on this contract for their most recent course of treatment. Figures in italics indicate the base number of FP17s or Patient Questionnaire responses are less than 100. N/A is shown where the base number of responses is less than 10 during the period. % is calculated as Quantity/Base number*100

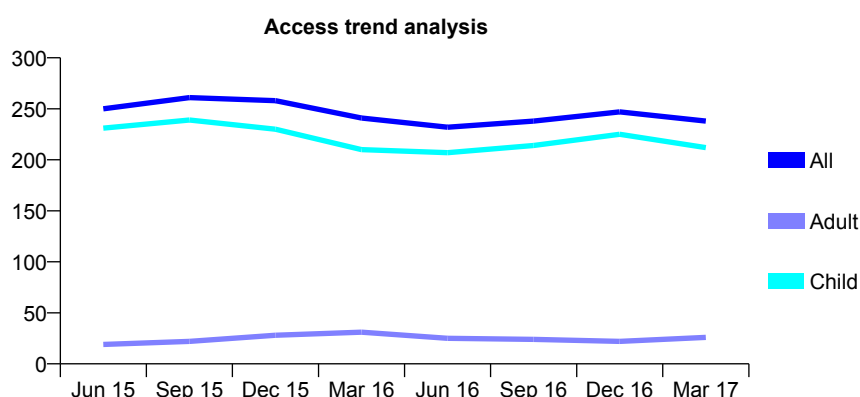
Q68 - Vital Signs At a Glance Contract Report for 192686/0001 - Year end March 2017

Name or company name	Apex Dental Care Merrow Partnership
Contract type name	GDS Contract
Purpose of contract	General
Contract start date	01/04/2014
Contract end date	

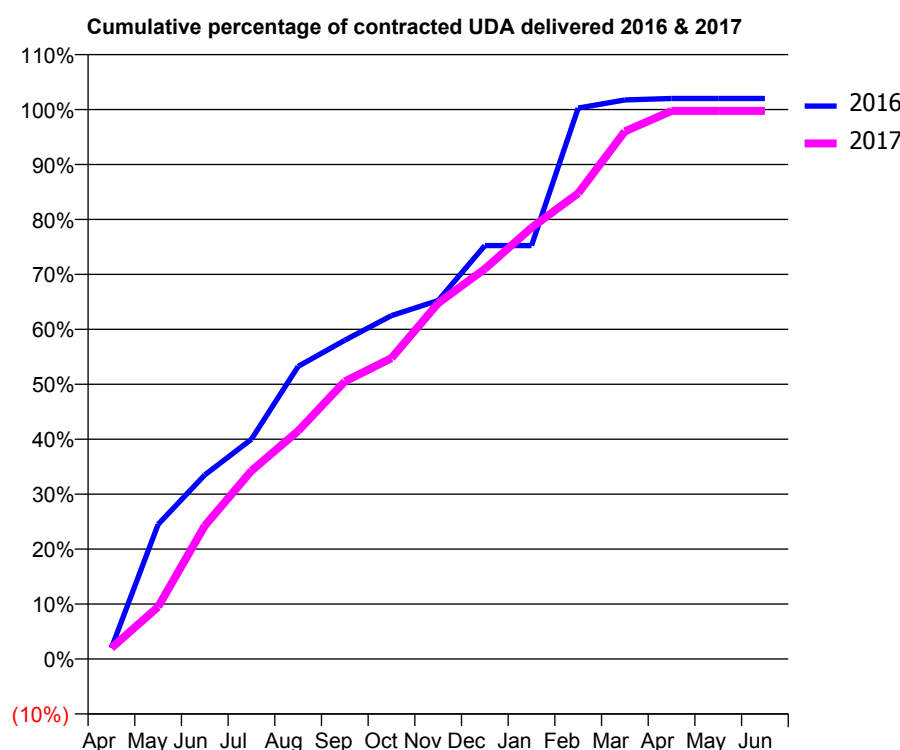
16/17 Contracted general activity (UDA)	400
Carry forward general activity (UDA)	-8
16/17 Contracted orthodontic activity (UOA)	0
Carry forward orthodontic activity (UOA)	0
Baseline contract value	£9,917.73

ACCESS*

Patients seen in 24 months	Total	Change since previous quarter
Quarter ending March 2016	241	
Quarter ending June 2016	232	↓
Quarter ending September 2016	238	↑
Quarter ending December 2016	247	↑
Quarter ending March 2017	238	↓
Variance since March 2016	(1.2%)	↓



ACTIVITY



Adjusted Scheduled Activity (UDA)		
Month	2016	2017
April	8	8
May	98	38
June	134	97
July	160	137
August	213	166
September	232	202
October	250	219
November	261	259
December	301	284
January	301	314
February	401	339
March	407	384
April	408	399
May	408	399
June	408	399

QUALITY

	Quantity	Base Number	Contract	AT	Region	England
% of FP17s for the same patient ID Re-attending within 3 months - Children	2	324	0.6%	9.8%	11.9%	12.3%
% of FP17s for the same patient ID Re-attending within 3 months - Adults	0	0	N/A	15.9%	16.6%	16.7%
% of FP17s for the same patient ID Re-attending between 3 & 9 months - Children	218	324	67.3%	59.0%	60.2%	57.6%
% of FP17s for the same patient ID Re-attending between 3 & 9 months - Adults	0	0	N/A	50.5%	51.5%	50.1%
% of FP17s for Band 1 Urgent Courses	0	335	0.0%	9.5%	9.5%	9.1%
% of FP17s Relating to Free Repair or Replacements	0	335	0.0%	0.6%	0.7%	0.8%
% of FP17s Relating to Continuations	0	335	0.0%	1.1%	1.2%	1.2%
% of Patients satisfied with the dentistry they have received	0	0	N/A	92.4%	93.1%	92.8%
% of Patients satisfied with the time they had to wait for an appointment	0	0	N/A	89.1%	88.8%	88.7%

* This is based on patients treated on this contract for their most recent course of treatment. Figures in italics indicate the base number of FP17s or Patient Questionnaire responses are less than 100. N/A is shown where the base number of responses is less than 10 during the period. % is calculated as Quantity/Base number*100

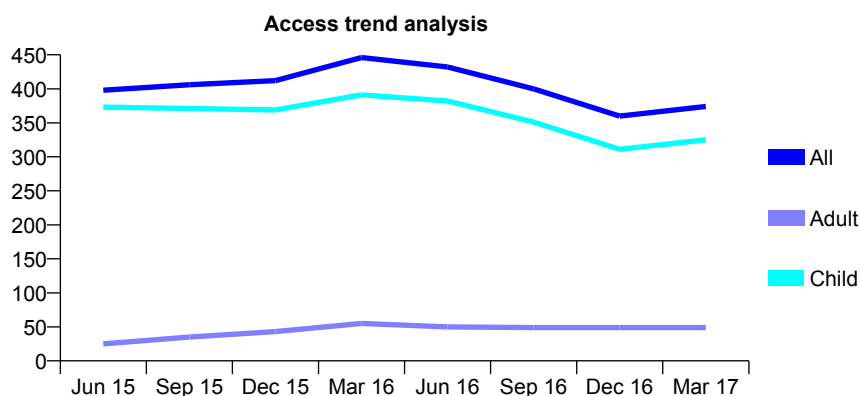
Q68 - Vital Signs At a Glance Contract Report for 192686/0002 - Year end March 2017

Name or company name	Apex Dental Care Merrow Partnership
Contract type name	GDS Contract
Purpose of contract	General
Contract start date	01/04/2014
Contract end date	

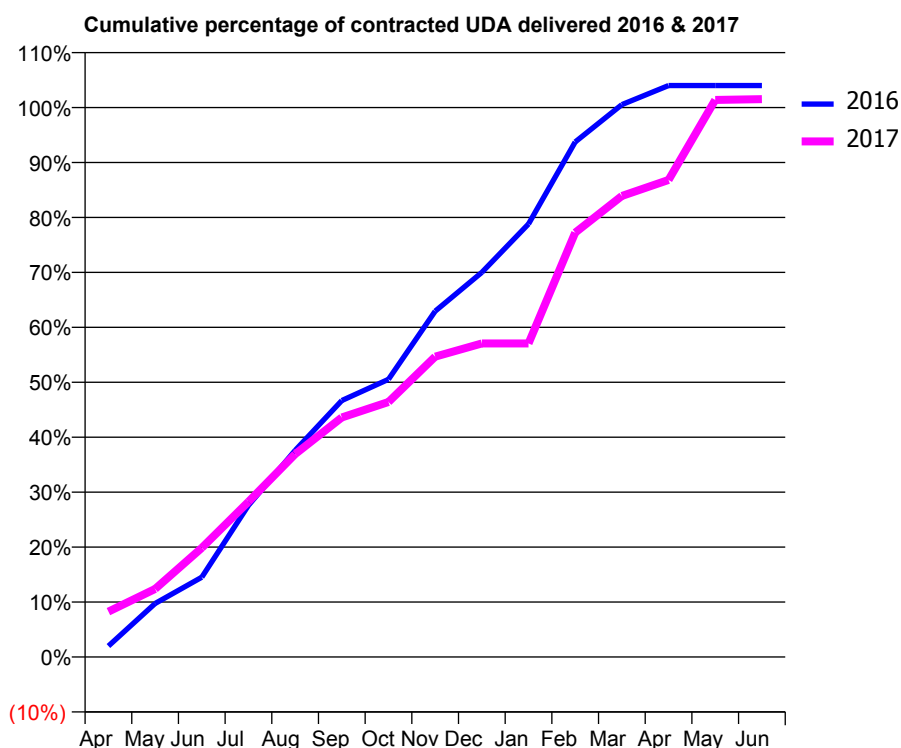
16/17 Contracted general activity (UDA)	750
Carry forward general activity (UDA)	-15
16/17 Contracted orthodontic activity (UOA)	0
Carry forward orthodontic activity (UOA)	0
Baseline contract value	£16,861.73

ACCESS*

Patients seen in 24 months	Total	Change since previous quarter
Quarter ending March 2016	446	
Quarter ending June 2016	432	↓
Quarter ending September 2016	400	↓
Quarter ending December 2016	360	↓
Quarter ending March 2017	374	↑
Variance since March 2016	(16.1%)	↓



ACTIVITY



Month	Adjusted Scheduled Activity (UDA)	
	2016	2017
April	15	62
May	73	93
June	109	149
July	207	212
August	282	277
September	350	327
October	379	348
November	472	410
December	525	428
January	591	428
February	703	579
March	754	629
April	780	651
May	780	760
June	780	761

QUALITY

	Quantity	Base Number	Contract	AT	Region	England
% of FP17s for the same patient ID Re-attending within 3 months - Children	24	521	4.6%	9.8%	11.9%	12.3%
% of FP17s for the same patient ID Re-attending within 3 months - Adults	0	2	0.0%	15.9%	16.6%	16.7%
% of FP17s for the same patient ID Re-attending between 3 & 9 months - Children	366	521	70.2%	59.0%	60.2%	57.6%
% of FP17s for the same patient ID Re-attending between 3 & 9 months - Adults	1	2	50.0%	50.5%	51.5%	50.1%
% of FP17s for Band 1 Urgent Courses	7	599	1.2%	9.5%	9.5%	9.1%
% of FP17s Relating to Free Repair or Replacements	0	599	0.0%	0.6%	0.7%	0.8%
% of FP17s Relating to Continuations	2	599	0.3%	1.1%	1.2%	1.2%
% of Patients satisfied with the dentistry they have received	0	0	N/A	92.4%	93.1%	92.8%
% of Patients satisfied with the time they had to wait for an appointment	0	0	N/A	89.1%	88.8%	88.7%

* This is based on patients treated on this contract for their most recent course of treatment. Figures in italics indicate the base number of FP17s or Patient Questionnaire responses are less than 100. N/A is shown where the base number of responses is less than 10 during the period. % is calculated as Quantity/Base number*100

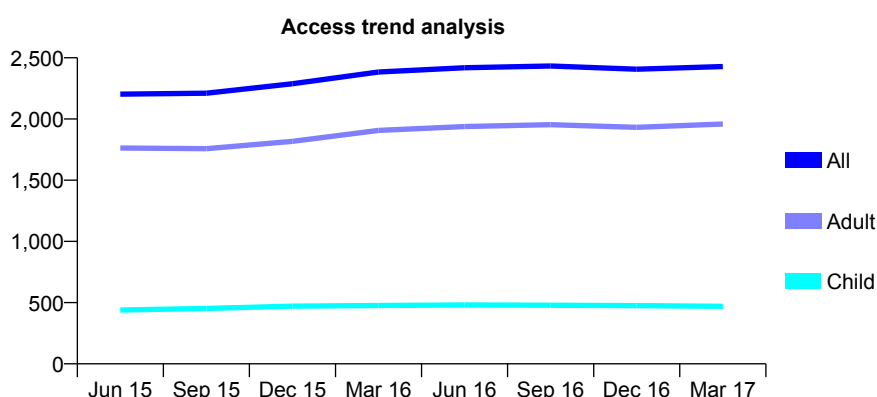
Q68 - Vital Signs At a Glance Contract Report for 192783/0001 - Year end March 2017

Name or company name	Mr Redstone & Associates
Contract type name	GDS Contract
Purpose of contract	General
Contract start date	01/11/2012
Contract end date	

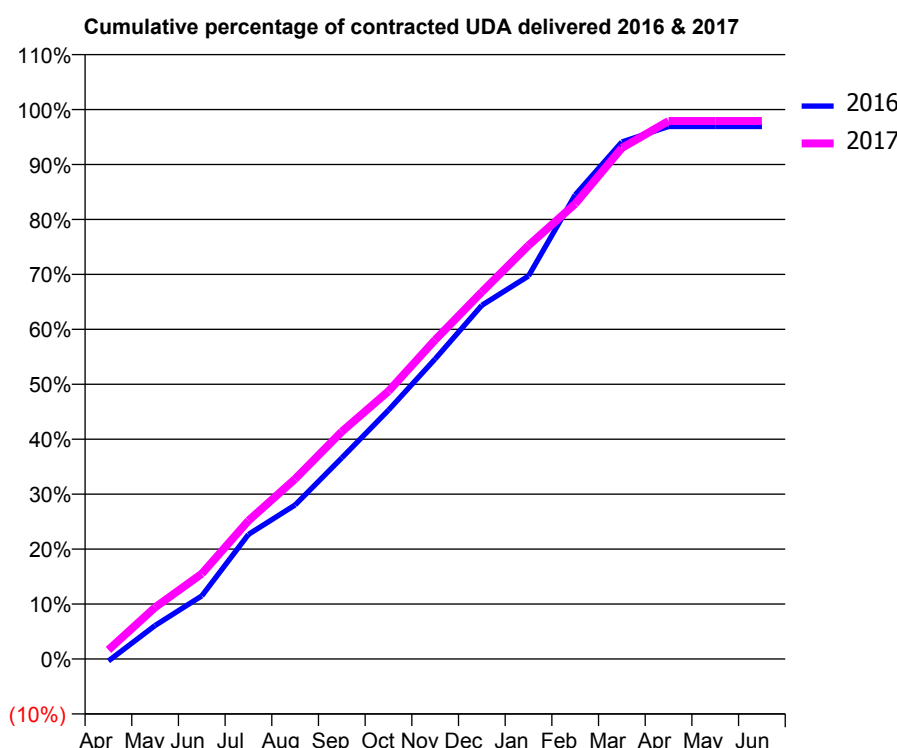
16/17 Contracted general activity (UDA)	7,762
Carry forward general activity (UDA)	239
16/17 Contracted orthodontic activity (UOA)	0
Carry forward orthodontic activity (UOA)	0
Baseline contract value	£174,945.42

ACCESS*

Patients seen in 24 months	Total	Change since previous quarter
Quarter ending March 2016	2,384	
Quarter ending June 2016	2,419	→
Quarter ending September 2016	2,433	→
Quarter ending December 2016	2,407	↓
Quarter ending March 2017	2,429	→
Variance since March 2016	1.9%	→



ACTIVITY



Adjusted Scheduled Activity (UDA)		
Month	2016	2017
April	-29	128
May	473	730
June	893	1,205
July	1,760	1,954
August	2,177	2,543
September	2,842	3,213
October	3,516	3,783
November	4,240	4,508
December	4,996	5,185
January	5,410	5,842
February	6,556	6,430
March	7,303	7,218
April	7,522	7,600
May	7,522	7,600
June	7,523	7,600

QUALITY

	Quantity	Base Number	Contract	AT	Region	England
% of FP17s for the same patient ID Re-attending within 3 months - Children	37	766	4.8%	9.8%	11.9%	12.3%
% of FP17s for the same patient ID Re-attending within 3 months - Adults	358	2,976	12.0%	15.9%	16.6%	16.7%
% of FP17s for the same patient ID Re-attending between 3 & 9 months - Children	550	766	71.8%	59.0%	60.2%	57.6%
% of FP17s for the same patient ID Re-attending between 3 & 9 months - Adults	1,575	2,976	52.9%	50.5%	51.5%	50.1%
% of FP17s for Band 1 Urgent Courses	274	3,762	7.3%	9.5%	9.5%	9.1%
% of FP17s Relating to Free Repair or Replacements	15	3,762	0.4%	0.6%	0.7%	0.8%
% of FP17s Relating to Continuations	11	3,762	0.3%	1.1%	1.2%	1.2%
% of Patients satisfied with the dentistry they have received	4	4	N/A	92.4%	93.1%	92.8%
% of Patients satisfied with the time they had to wait for an appointment	3	4	N/A	89.1%	88.8%	88.7%

* This is based on patients treated on this contract for their most recent course of treatment. Figures in italics indicate the base number of FP17s or Patient Questionnaire responses are less than 100. N/A is shown where the base number of responses is less than 10 during the period. % is calculated as Quantity/Base number*100

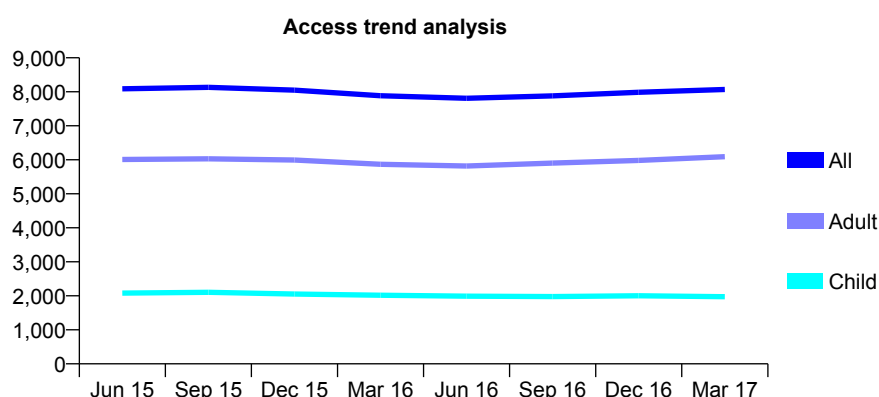
Q68 - Vital Signs At a Glance Contract Report for 193186/0001 - Year end March 2017

Name or company name	M W Botha Limited
Contract type name	GDS Contract
Purpose of contract	General
Contract start date	01/04/2010
Contract end date	

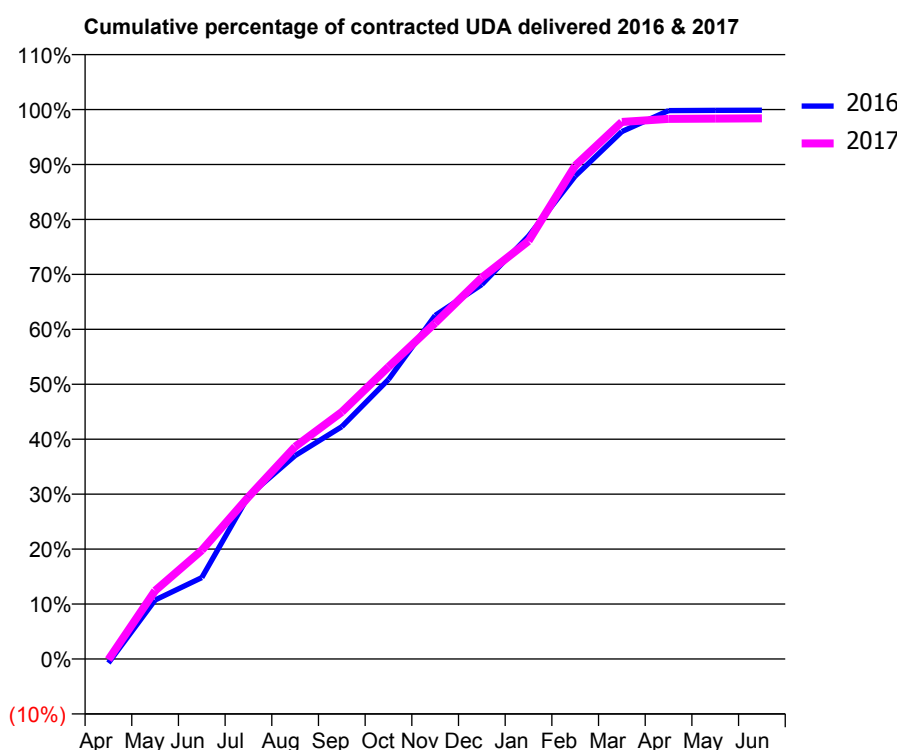
16/17 Contracted general activity (UDA)	21,440
Carry forward general activity (UDA)	29
16/17 Contracted orthodontic activity (UOA)	0
Carry forward orthodontic activity (UOA)	0
Baseline contract value	£654,764.34

ACCESS*

Patients seen in 24 months	Total	Change since previous quarter
Quarter ending March 2016	7,885	
Quarter ending June 2016	7,809	→
Quarter ending September 2016	7,881	→
Quarter ending December 2016	7,985	→
Quarter ending March 2017	8,068	→
Variance since March 2016	2.3%	↑



ACTIVITY



Adjusted Scheduled Activity (UDA)		
Month	2016	2017
April	-158	-29
May	2,304	2,667
June	3,177	4,242
July	6,361	6,325
August	7,937	8,286
September	9,068	9,637
October	10,910	11,398
November	13,403	13,108
December	14,613	14,881
January	16,503	16,307
February	18,841	19,249
March	20,578	20,952
April	21,398	21,077
May	21,410	21,086
June	21,411	21,095

QUALITY

	Quantity	Base Number	Contract	AT	Region	England
% of FP17s for the same patient ID Re-attending within 3 months - Children	205	2,668	7.7%	9.8%	11.9%	12.3%
% of FP17s for the same patient ID Re-attending within 3 months - Adults	1,697	8,081	21.0%	15.9%	16.6%	16.7%
% of FP17s for the same patient ID Re-attending between 3 & 9 months - Children	1,320	2,668	49.5%	59.0%	60.2%	57.6%
% of FP17s for the same patient ID Re-attending between 3 & 9 months - Adults	3,409	8,081	42.2%	50.5%	51.5%	50.1%
% of FP17s for Band 1 Urgent Courses	1,861	10,490	17.7%	9.5%	9.5%	9.1%
% of FP17s Relating to Free Repair or Replacements	21	10,490	0.2%	0.6%	0.7%	0.8%
% of FP17s Relating to Continuations	45	10,490	0.4%	1.1%	1.2%	1.2%
% of Patients satisfied with the dentistry they have received	13	13	100.0%	92.4%	93.1%	92.8%
% of Patients satisfied with the time they had to wait for an appointment	12	13	92.3%	89.1%	88.8%	88.7%

* This is based on patients treated on this contract for their most recent course of treatment. Figures in italics indicate the base number of FP17s or Patient Questionnaire responses are less than 100. N/A is shown where the base number of responses is less than 10 during the period. % is calculated as Quantity/Base number*100

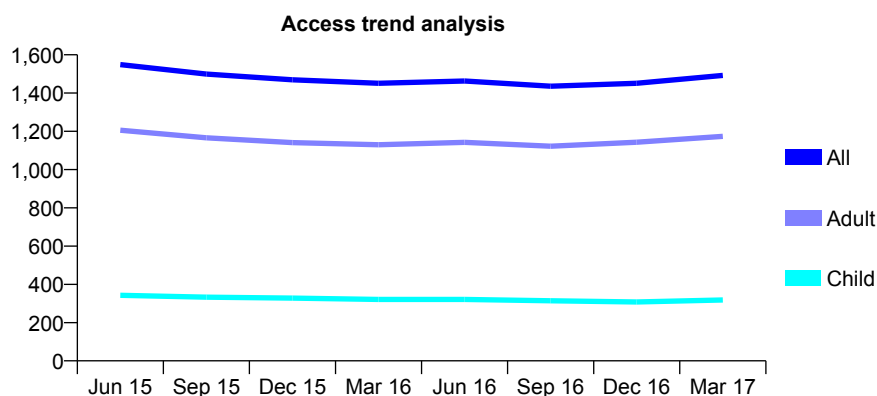
Q68 - Vital Signs At a Glance Contract Report for 193240/0001 - Year end March 2017

Name or company name	Timberhill Dental Practice Ltd
Contract type name	GDS Contract
Purpose of contract	General
Contract start date	01/09/2009
Contract end date	

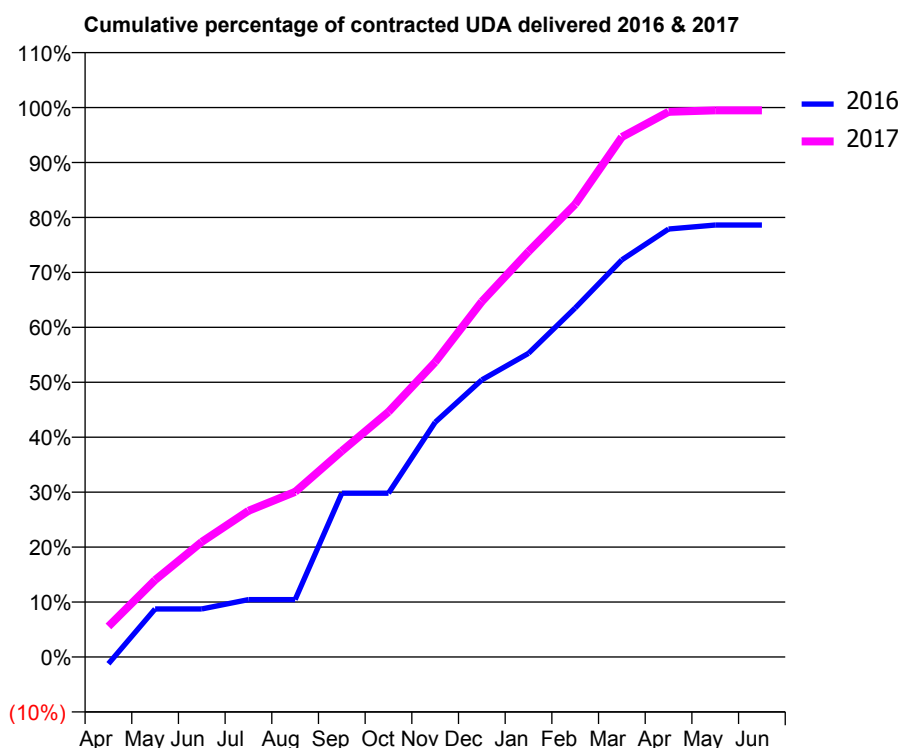
16/17 Contracted general activity (UDA)	4,942
Carry forward general activity (UDA)	0
16/17 Contracted orthodontic activity (UOA)	0
Carry forward orthodontic activity (UOA)	0
Baseline contract value	£114,337.18

ACCESS*

Patients seen in 24 months	Total	Change since previous quarter
Quarter ending March 2016	1,451	
Quarter ending June 2016	1,463	→
Quarter ending September 2016	1,436	↓
Quarter ending December 2016	1,451	→
Quarter ending March 2017	1,492	↑
Variance since March 2016	2.8%	↑



ACTIVITY



Adjusted Scheduled Activity (UDA)		
Month	2016	2017
April	-62	276
May	432	693
June	432	1,036
July	516	1,315
August	516	1,485
September	1,473	1,853
October	1,473	2,205
November	2,111	2,652
December	2,493	3,197
January	2,732	3,647
February	3,139	4,072
March	3,573	4,677
April	3,849	4,904
May	3,885	4,917
June	3,885	4,917

QUALITY

	Quantity	Base Number	Contract	AT	Region	England
% of FP17s for the same patient ID Re-attending within 3 months - Children	31	538	5.8%	9.8%	11.9%	12.3%
% of FP17s for the same patient ID Re-attending within 3 months - Adults	311	1,847	16.8%	15.9%	16.6%	16.7%
% of FP17s for the same patient ID Re-attending between 3 & 9 months - Children	313	538	58.2%	59.0%	60.2%	57.6%
% of FP17s for the same patient ID Re-attending between 3 & 9 months - Adults	924	1,847	50.0%	50.5%	51.5%	50.1%
% of FP17s for Band 1 Urgent Courses	213	2,323	9.2%	9.5%	9.5%	9.1%
% of FP17s Relating to Free Repair or Replacements	18	2,323	0.8%	0.6%	0.7%	0.8%
% of FP17s Relating to Continuations	43	2,323	1.9%	1.1%	1.2%	1.2%
% of Patients satisfied with the dentistry they have received	4	4	N/A	92.4%	93.1%	92.8%
% of Patients satisfied with the time they had to wait for an appointment	3	4	N/A	89.1%	88.8%	88.7%

* This is based on patients treated on this contract for their most recent course of treatment. Figures in italics indicate the base number of FP17s or Patient Questionnaire responses are less than 100. N/A is shown where the base number of responses is less than 10 during the period. % is calculated as Quantity/Base number*100

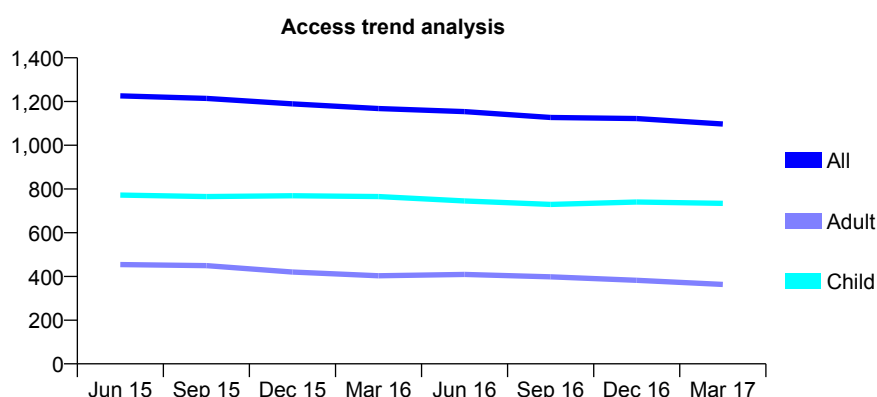
Q68 - Vital Signs At a Glance Contract Report for 193402/0001 - Year end March 2017

Name or company name	Burgess Hill Dental Care Limited
Contract type name	GDS Contract
Purpose of contract	General
Contract start date	01/06/2011
Contract end date	

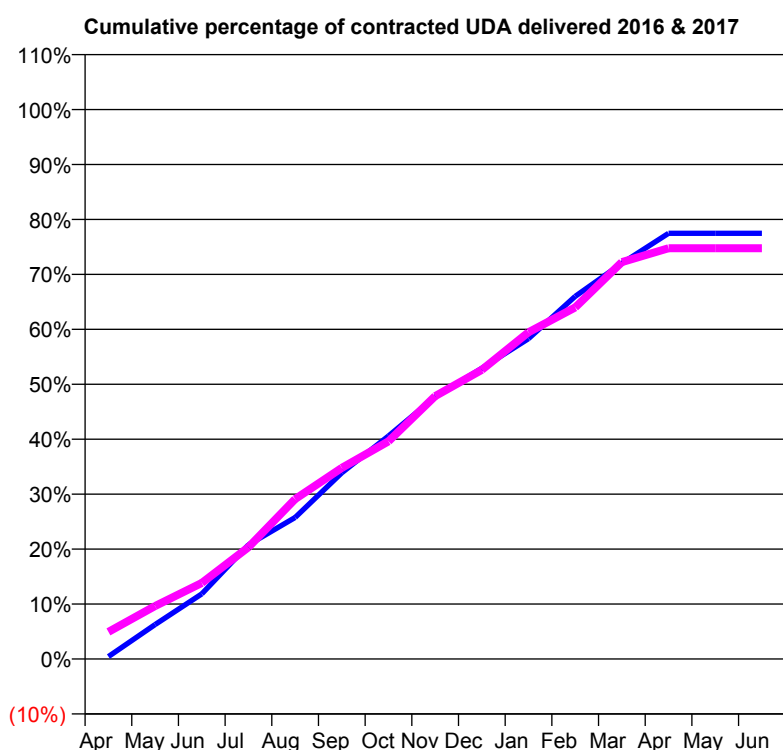
16/17 Contracted general activity (UDA)	2,975
Carry forward general activity (UDA)	0
16/17 Contracted orthodontic activity (UOA)	0
Carry forward orthodontic activity (UOA)	0
Baseline contract value	£68,096.78

ACCESS*

Patients seen in 24 months	Total	Change since previous quarter
Quarter ending March 2016	1,168	
Quarter ending June 2016	1,154	↓
Quarter ending September 2016	1,127	↓
Quarter ending December 2016	1,122	→
Quarter ending March 2017	1,097	↓
Variance since March 2016	(6.1%)	↓



ACTIVITY



Adjusted Scheduled Activity (UDA)		
Month	2016	2017
April	13	147
May	186	287
June	353	412
July	618	605
August	766	866
September	1,008	1,035
October	1,207	1,179
November	1,419	1,423
December	1,574	1,565
January	1,735	1,769
February	1,963	1,904
March	2,143	2,149
April	2,305	2,224
May	2,305	2,224
June	2,305	2,224

QUALITY

	Quantity	Base Number	Contract	AT	Region	England
% of FP17s for the same patient ID Re-attending within 3 months - Children	94	1,301	7.2%	9.8%	11.9%	12.3%
% of FP17s for the same patient ID Re-attending within 3 months - Adults	29	360	8.1%	15.9%	16.6%	16.7%
% of FP17s for the same patient ID Re-attending between 3 & 9 months - Children	901	1,301	69.3%	59.0%	60.2%	57.6%
% of FP17s for the same patient ID Re-attending between 3 & 9 months - Adults	213	360	59.2%	50.5%	51.5%	50.1%
% of FP17s for Band 1 Urgent Courses	35	1,595	2.2%	9.5%	9.5%	9.1%
% of FP17s Relating to Free Repair or Replacements	2	1,595	0.1%	0.6%	0.7%	0.8%
% of FP17s Relating to Continuations	31	1,595	1.9%	1.1%	1.2%	1.2%
% of Patients satisfied with the dentistry they have received	2	2	N/A	92.4%	93.1%	92.8%
% of Patients satisfied with the time they had to wait for an appointment	2	2	N/A	89.1%	88.8%	88.7%

* This is based on patients treated on this contract for their most recent course of treatment. Figures in italics indicate the base number of FP17s or Patient Questionnaire responses are less than 100. N/A is shown where the base number of responses is less than 10 during the period. % is calculated as Quantity/Base number*100

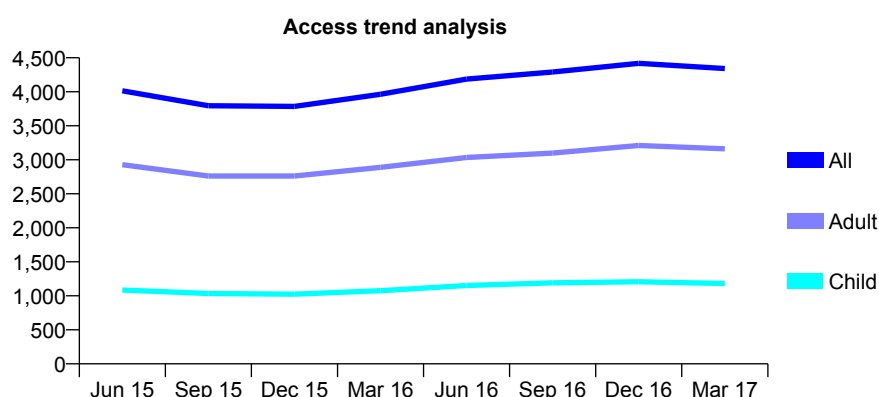
Q68 - Vital Signs At a Glance Contract Report for 193569/0001 - Year end March 2017

Name or company name	Hollybush Dental Care Limited
Contract type name	GDS Contract
Purpose of contract	General
Contract start date	01/01/2008
Contract end date	

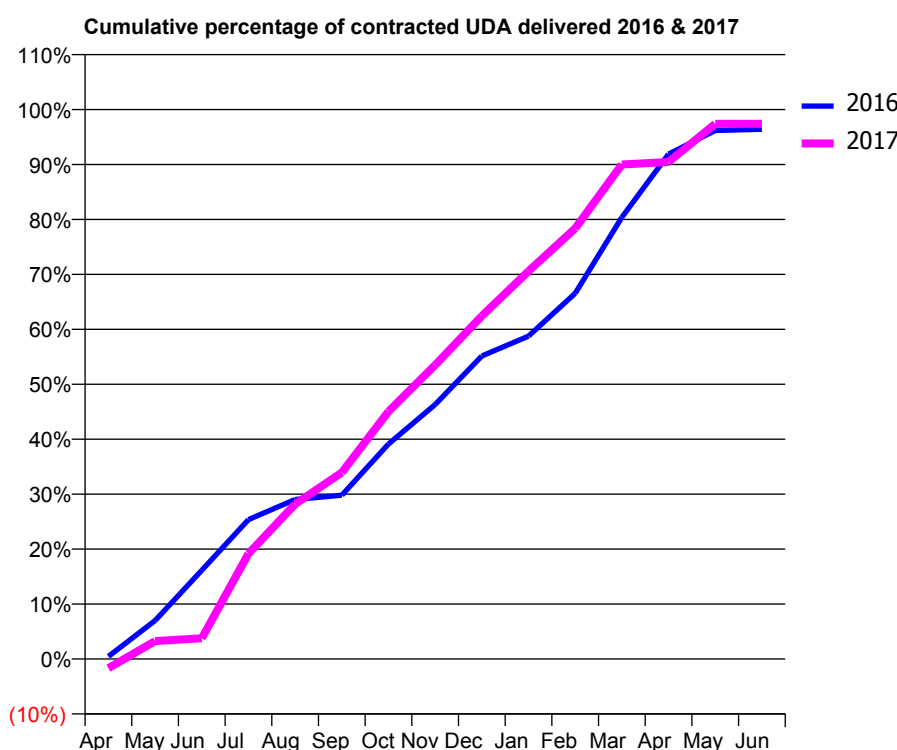
16/17 Contracted general activity (UDA)	10,760
Carry forward general activity (UDA)	388
16/17 Contracted orthodontic activity (UOA)	0
Carry forward orthodontic activity (UOA)	0
Baseline contract value	£282,769.48

ACCESS*

Patients seen in 24 months	Total	Change since previous quarter
Quarter ending March 2016	3,964	
Quarter ending June 2016	4,187	↑
Quarter ending September 2016	4,291	↑
Quarter ending December 2016	4,418	↑
Quarter ending March 2017	4,343	↓
Variance since March 2016	9.6%	↑



ACTIVITY



Adjusted Scheduled Activity (UDA)		
Month	2016	2017
April	52	-180
May	754	351
June	1,737	406
July	2,730	2,065
August	3,124	3,032
September	3,209	3,651
October	4,210	4,847
November	4,984	5,757
December	5,933	6,717
January	6,324	7,595
February	7,160	8,433
March	8,649	9,684
April	9,888	9,733
May	10,349	10,481
June	10,372	10,481

QUALITY

	Quantity	Base Number	Contract	AT	Region	England
% of FP17s for the same patient ID Re-attending within 3 months - Children	108	1,734	6.2%	9.8%	11.9%	12.3%
% of FP17s for the same patient ID Re-attending within 3 months - Adults	684	4,225	16.2%	15.9%	16.6%	16.7%
% of FP17s for the same patient ID Re-attending between 3 & 9 months - Children	880	1,734	50.7%	59.0%	60.2%	57.6%
% of FP17s for the same patient ID Re-attending between 3 & 9 months - Adults	1,477	4,225	35.0%	50.5%	51.5%	50.1%
% of FP17s for Band 1 Urgent Courses	668	5,584	12.0%	9.5%	9.5%	9.1%
% of FP17s Relating to Free Repair or Replacements	9	5,584	0.2%	0.6%	0.7%	0.8%
% of FP17s Relating to Continuations	139	5,584	2.5%	1.1%	1.2%	1.2%
% of Patients satisfied with the dentistry they have received	3	5	N/A	92.4%	93.1%	92.8%
% of Patients satisfied with the time they had to wait for an appointment	3	5	N/A	89.1%	88.8%	88.7%

* This is based on patients treated on this contract for their most recent course of treatment. Figures in italics indicate the base number of FP17s or Patient Questionnaire responses are less than 100. N/A is shown where the base number of responses is less than 10 during the period. % is calculated as Quantity/Base number*100

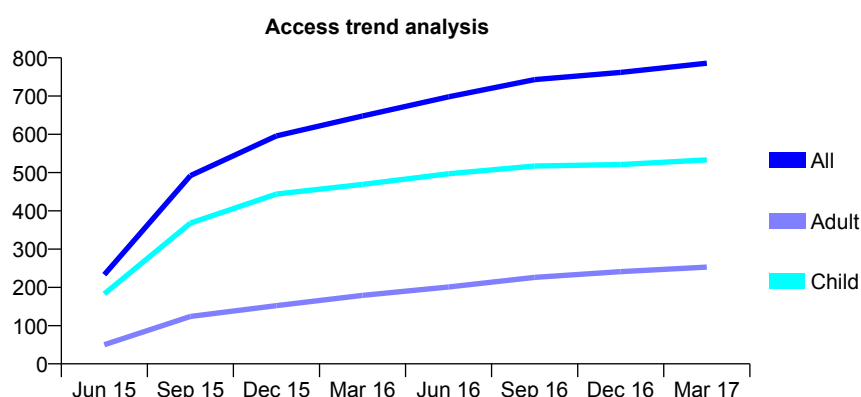
Q68 - Vital Signs At a Glance Contract Report for 193593/0001 - Year end March 2017

Name or company name	Westdene Dental Practice
Contract type name	GDS Contract
Purpose of contract	General
Contract start date	07/04/2015
Contract end date	

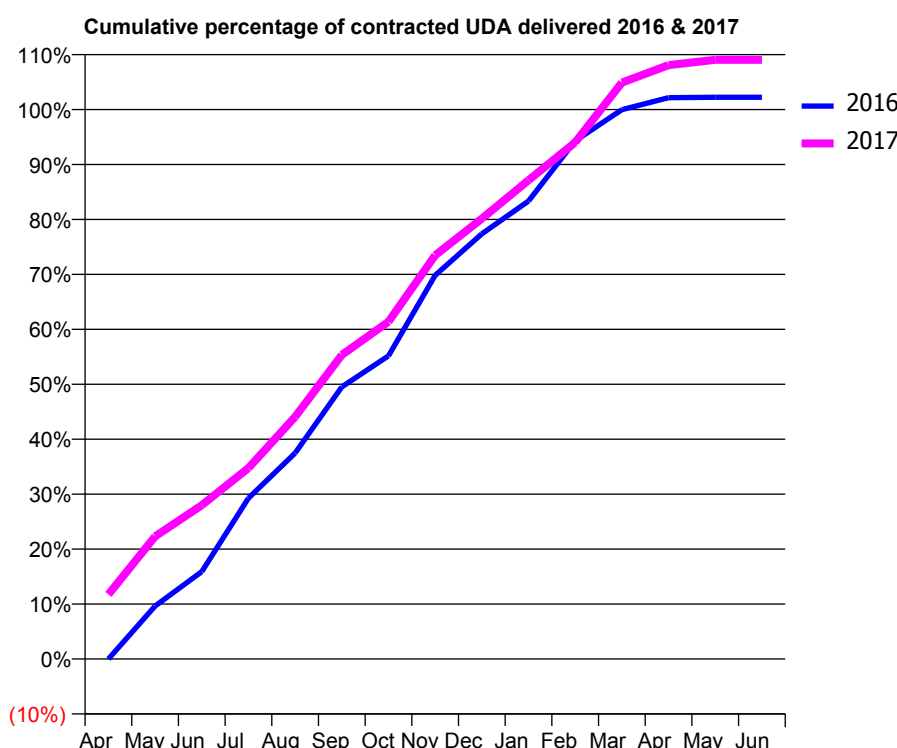
16/17 Contracted general activity (UDA)	1,450
Carry forward general activity (UDA)	-29
16/17 Contracted orthodontic activity (UOA)	0
Carry forward orthodontic activity (UOA)	0
Baseline contract value	£31,947.01

ACCESS*

Patients seen in 24 months	Total	Change since previous quarter
Quarter ending March 2016	648	
Quarter ending June 2016	698	↑
Quarter ending September 2016	743	↑
Quarter ending December 2016	762	↑
Quarter ending March 2017	786	↑
Variance since March 2016	21.3%	↑



ACTIVITY



Month	Adjusted Scheduled Activity (UDA)	
	2016	2017
April	0	170
May	137	324
June	227	406
July	417	504
August	535	639
September	706	803
October	787	890
November	996	1,065
December	1,103	1,162
January	1,188	1,263
February	1,345	1,363
March	1,425	1,521
April	1,457	1,567
May	1,458	1,581
June	1,458	1,581

QUALITY

	Quantity	Base Number	Contract	AT	Region	England
% of FP17s for the same patient ID Re-attending within 3 months - Children	53	836	6.3%	9.8%	11.9%	12.3%
% of FP17s for the same patient ID Re-attending within 3 months - Adults	20	264	7.6%	15.9%	16.6%	16.7%
% of FP17s for the same patient ID Re-attending between 3 & 9 months - Children	571	836	68.3%	59.0%	60.2%	57.6%
% of FP17s for the same patient ID Re-attending between 3 & 9 months - Adults	137	264	51.9%	50.5%	51.5%	50.1%
% of FP17s for Band 1 Urgent Courses	50	1,098	4.6%	9.5%	9.5%	9.1%
% of FP17s Relating to Free Repair or Replacements	0	1,098	0.0%	0.6%	0.7%	0.8%
% of FP17s Relating to Continuations	17	1,098	1.5%	1.1%	1.2%	1.2%
% of Patients satisfied with the dentistry they have received	5	5	N/A	92.4%	93.1%	92.8%
% of Patients satisfied with the time they had to wait for an appointment	5	5	N/A	89.1%	88.8%	88.7%

* This is based on patients treated on this contract for their most recent course of treatment. Figures in italics indicate the base number of FP17s or Patient Questionnaire responses are less than 100. N/A is shown where the base number of responses is less than 10 during the period. % is calculated as Quantity/Base number*100

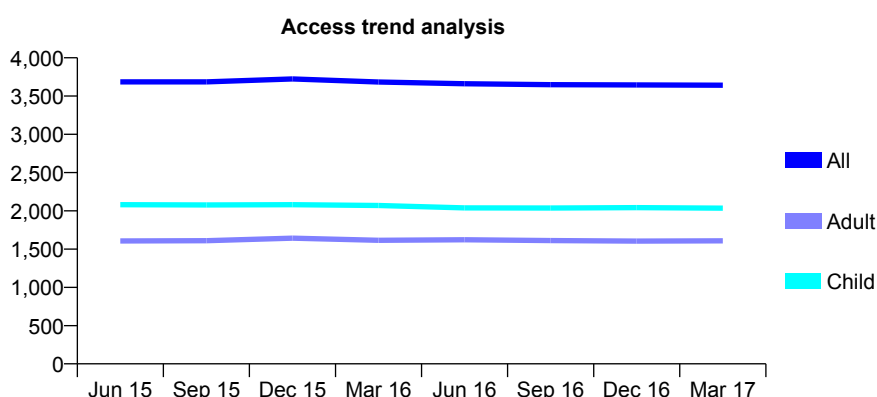
Q68 - Vital Signs At a Glance Contract Report for 193739/0001 - Year end March 2017

Name or company name	Grand Avenue Dental Practice
Contract type name	GDS Contract
Purpose of contract	General
Contract start date	01/04/2006
Contract end date	

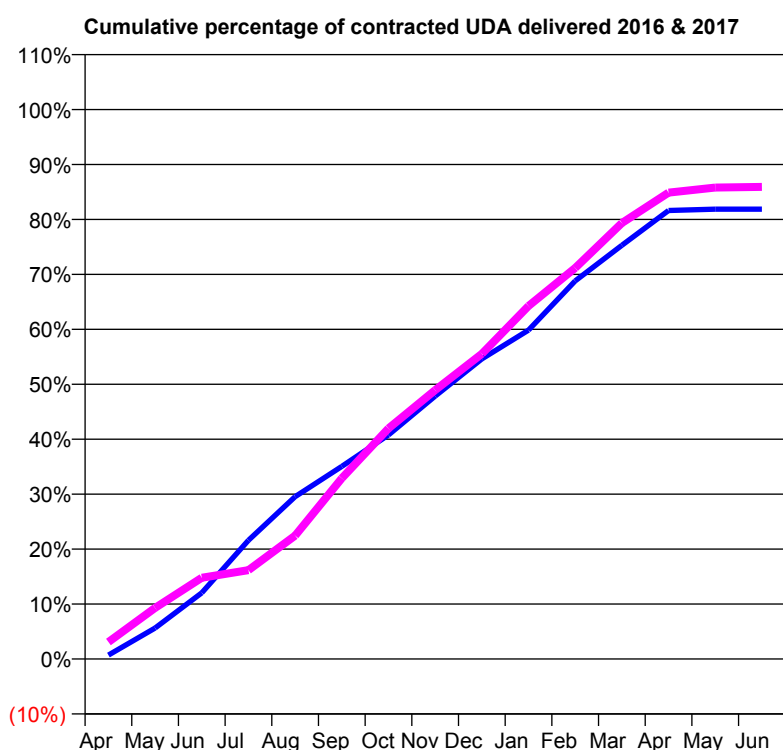
16/17 Contracted general activity (UDA)	7,425
Carry forward general activity (UDA)	0
16/17 Contracted orthodontic activity (UOA)	0
Carry forward orthodontic activity (UOA)	0
Baseline contract value	£160,828.34

ACCESS*

Patients seen in 24 months	Total	Change since previous quarter
Quarter ending March 2016	3,683	
Quarter ending June 2016	3,661	→
Quarter ending September 2016	3,648	→
Quarter ending December 2016	3,646	→
Quarter ending March 2017	3,641	→
Variance since March 2016	(1.1%)	↓



ACTIVITY



Adjusted Scheduled Activity (UDA)		
Month	2016	2017
April	59	230
May	466	690
June	995	1,098
July	1,783	1,200
August	2,437	1,668
September	2,892	2,442
October	3,365	3,117
November	3,946	3,634
December	4,505	4,124
January	4,938	4,770
February	5,677	5,284
March	6,210	5,891
April	6,733	6,303
May	6,755	6,371
June	6,755	6,380

QUALITY

	Quantity	Base Number	Contract	AT	Region	England
% of FP17s for the same patient ID Re-attending within 3 months - Children	183	3,017	6.1%	9.8%	11.9%	12.3%
% of FP17s for the same patient ID Re-attending within 3 months - Adults	158	1,813	8.7%	15.9%	16.6%	16.7%
% of FP17s for the same patient ID Re-attending between 3 & 9 months - Children	1,952	3,017	64.7%	59.0%	60.2%	57.6%
% of FP17s for the same patient ID Re-attending between 3 & 9 months - Adults	1,080	1,813	59.6%	50.5%	51.5%	50.1%
% of FP17s for Band 1 Urgent Courses	265	4,756	5.6%	9.5%	9.5%	9.1%
% of FP17s Relating to Free Repair or Replacements	2	4,756	0.0%	0.6%	0.7%	0.8%
% of FP17s Relating to Continuations	6	4,756	0.1%	1.1%	1.2%	1.2%
% of Patients satisfied with the dentistry they have received	3	3	N/A	92.4%	93.1%	92.8%
% of Patients satisfied with the time they had to wait for an appointment	3	3	N/A	89.1%	88.8%	88.7%

* This is based on patients treated on this contract for their most recent course of treatment. Figures in italics indicate the base number of FP17s or Patient Questionnaire responses are less than 100. N/A is shown where the base number of responses is less than 10 during the period. % is calculated as Quantity/Base number*100

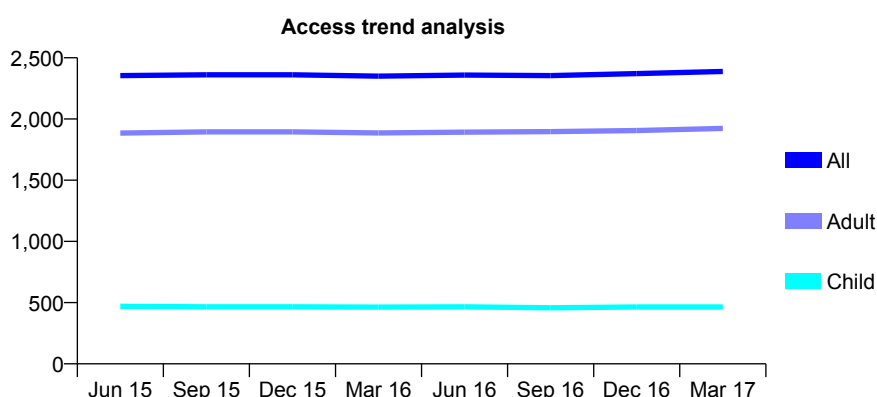
Q68 - Vital Signs At a Glance Contract Report for 193828/0001 - Year end March 2017

Name or company name	Rottingdean Dental Care
Contract type name	GDS Contract
Purpose of contract	General
Contract start date	01/11/2009
Contract end date	

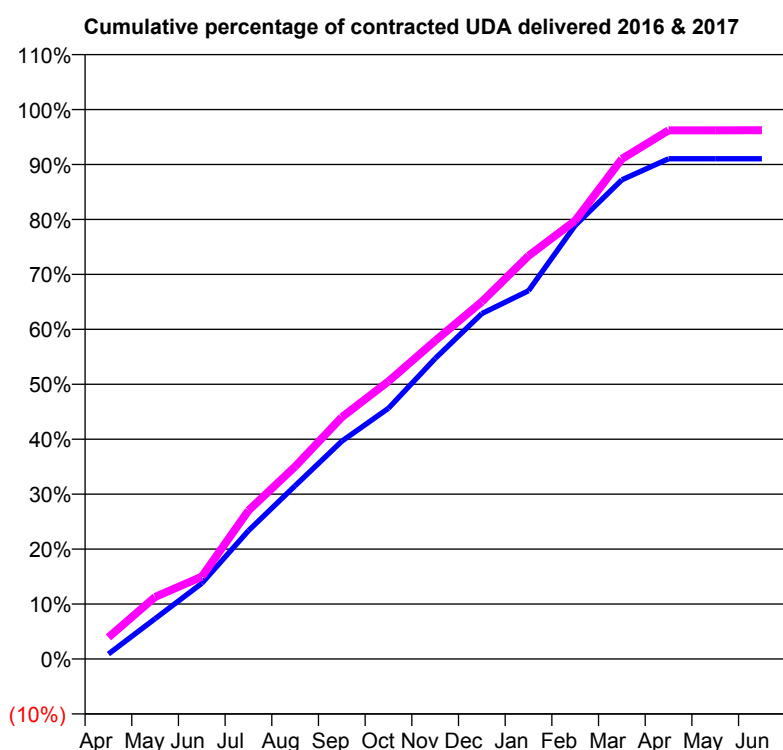
16/17 Contracted general activity (UDA)	8,000
Carry forward general activity (UDA)	0
16/17 Contracted orthodontic activity (UOA)	0
Carry forward orthodontic activity (UOA)	0
Baseline contract value	£204,541.84

ACCESS*

Patients seen in 24 months	Total	Change since previous quarter
Quarter ending March 2016	2,350	
Quarter ending June 2016	2,359	→
Quarter ending September 2016	2,355	→
Quarter ending December 2016	2,371	→
Quarter ending March 2017	2,388	→
Variance since March 2016	1.6%	→



ACTIVITY



Adjusted Scheduled Activity (UDA)		
Month	2016	2017
April	81	316
May	660	903
June	1,239	1,198
July	2,102	2,161
August	2,837	2,803
September	3,568	3,522
October	4,106	4,043
November	4,923	4,633
December	5,658	5,201
January	6,032	5,870
February	7,102	6,383
March	7,847	7,282
April	8,193	7,696
May	8,193	7,697
June	8,193	7,698

QUALITY

	Quantity	Base Number	Contract	AT	Region	England
% of FP17s for the same patient ID Re-attending within 3 months - Children	88	842	10.5%	9.8%	11.9%	12.3%
% of FP17s for the same patient ID Re-attending within 3 months - Adults	608	3,397	17.9%	15.9%	16.6%	16.7%
% of FP17s for the same patient ID Re-attending between 3 & 9 months - Children	592	842	70.3%	59.0%	60.2%	57.6%
% of FP17s for the same patient ID Re-attending between 3 & 9 months - Adults	2,273	3,397	66.9%	50.5%	51.5%	50.1%
% of FP17s for Band 1 Urgent Courses	240	4,279	5.6%	9.5%	9.5%	9.1%
% of FP17s Relating to Free Repair or Replacements	102	4,279	2.4%	0.6%	0.7%	0.8%
% of FP17s Relating to Continuations	37	4,279	0.9%	1.1%	1.2%	1.2%
% of Patients satisfied with the dentistry they have received	5	5	N/A	92.4%	93.1%	92.8%
% of Patients satisfied with the time they had to wait for an appointment	4	5	N/A	89.1%	88.8%	88.7%

* This is based on patients treated on this contract for their most recent course of treatment. Figures in italics indicate the base number of FP17s or Patient Questionnaire responses are less than 100. N/A is shown where the base number of responses is less than 10 during the period. % is calculated as Quantity/Base number*100

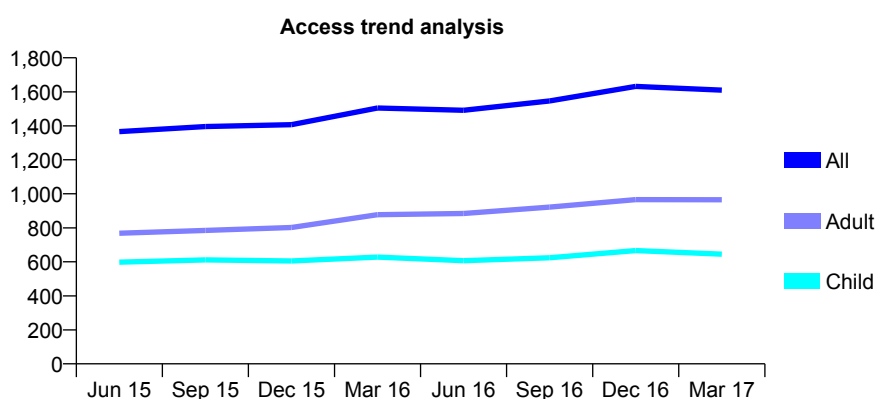
Q68 - Vital Signs At a Glance Contract Report for 194883/0001 - Year end March 2017

Name or company name	Church Road Dental Care
Contract type name	GDS Contract
Purpose of contract	General
Contract start date	01/04/2013
Contract end date	

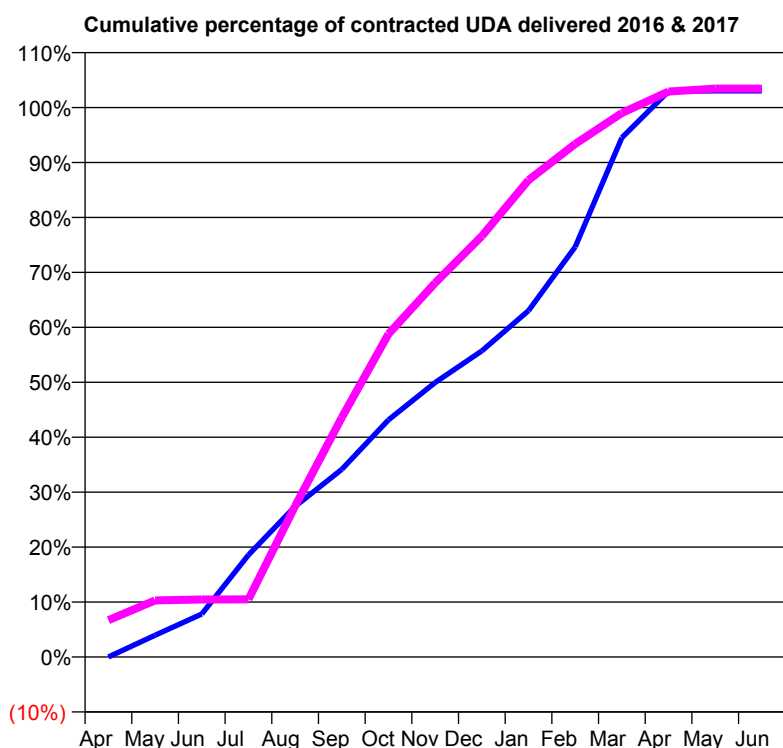
16/17 Contracted general activity (UDA)	3,438
Carry forward general activity (UDA)	-69
16/17 Contracted orthodontic activity (UOA)	0
Carry forward orthodontic activity (UOA)	0
Baseline contract value	£82,034.92

ACCESS*

Patients seen in 24 months	Total	Change since previous quarter
Quarter ending March 2016	1,505	
Quarter ending June 2016	1,491	→
Quarter ending September 2016	1,546	↑
Quarter ending December 2016	1,632	↑
Quarter ending March 2017	1,610	↓
Variance since March 2016	7.0%	↑



ACTIVITY



Adjusted Scheduled Activity (UDA)		
Month	2016	2017
April	0	231
May	137	354
June	269	360
July	639	361
August	943	945
September	1,175	1,499
October	1,484	2,021
November	1,718	2,340
December	1,915	2,634
January	2,167	2,984
February	2,566	3,210
March	3,249	3,404
April	3,539	3,538
May	3,542	3,556
June	3,542	3,556

QUALITY

	Quantity	Base Number	Contract	AT	Region	England
% of FP17s for the same patient ID Re-attending within 3 months - Children	26	723	3.6%	9.8%	11.9%	12.3%
% of FP17s for the same patient ID Re-attending within 3 months - Adults	105	954	11.0%	15.9%	16.6%	16.7%
% of FP17s for the same patient ID Re-attending between 3 & 9 months - Children	328	723	45.4%	59.0%	60.2%	57.6%
% of FP17s for the same patient ID Re-attending between 3 & 9 months - Adults	331	954	34.7%	50.5%	51.5%	50.1%
% of FP17s for Band 1 Urgent Courses	92	1,620	5.7%	9.5%	9.5%	9.1%
% of FP17s Relating to Free Repair or Replacements	2	1,620	0.1%	0.6%	0.7%	0.8%
% of FP17s Relating to Continuations	5	1,620	0.3%	1.1%	1.2%	1.2%
% of Patients satisfied with the dentistry they have received	1	1	N/A	92.4%	93.1%	92.8%
% of Patients satisfied with the time they had to wait for an appointment	1	1	N/A	89.1%	88.8%	88.7%

* This is based on patients treated on this contract for their most recent course of treatment. Figures in italics indicate the base number of FP17s or Patient Questionnaire responses are less than 100. N/A is shown where the base number of responses is less than 10 during the period. % is calculated as Quantity/Base number*100

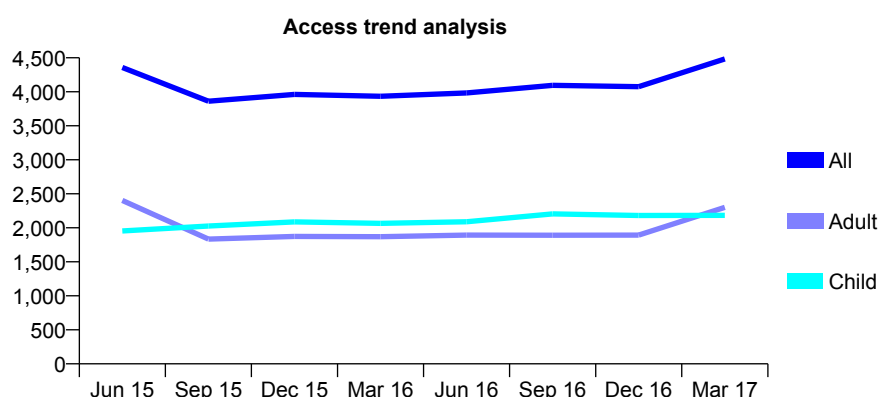
Q68 - Vital Signs At a Glance Contract Report for 195138/0001 - Year end March 2017

Name or company name	Mr Manish Patel & Mrs Preeti Patel
Contract type name	GDS Contract
Purpose of contract	General
Contract start date	16/01/2012
Contract end date	

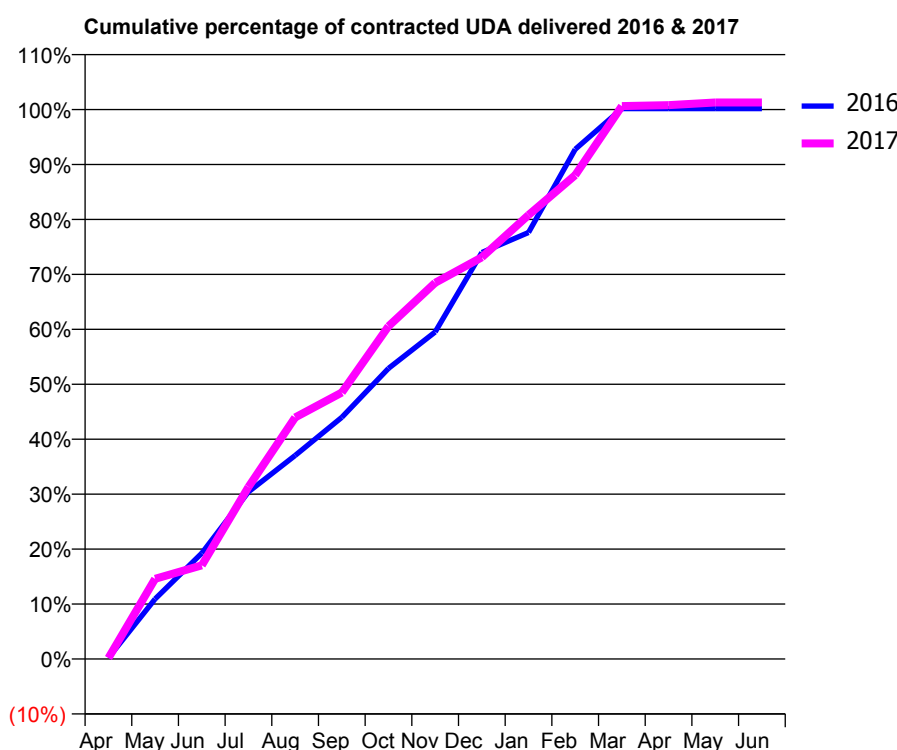
16/17 Contracted general activity (UDA)	15,000
Carry forward general activity (UDA)	-26
16/17 Contracted orthodontic activity (UOA)	0
Carry forward orthodontic activity (UOA)	0
Baseline contract value	£402,183.90

ACCESS*

Patients seen in 24 months	Total	Change since previous quarter
Quarter ending March 2016	3,934	
Quarter ending June 2016	3,983	→
Quarter ending September 2016	4,095	↑
Quarter ending December 2016	4,076	→
Quarter ending March 2017	4,484	↑
Variance since March 2016	14.0%	↑



ACTIVITY



Month	Adjusted Scheduled Activity (UDA)	
	2016	2017
April	35	26
May	1,640	2,190
June	2,888	2,558
July	4,562	4,698
August	5,557	6,595
September	6,596	7,276
October	7,933	9,085
November	8,927	10,272
December	11,095	10,967
January	11,644	12,120
February	13,914	13,207
March	15,024	15,095
April	15,024	15,119
May	15,026	15,190
June	15,026	15,193

QUALITY

	Quantity	Base Number	Contract	AT	Region	England
% of FP17s for the same patient ID Re-attending within 3 months - Children	212	2,711	7.8%	9.8%	11.9%	12.3%
% of FP17s for the same patient ID Re-attending within 3 months - Adults	197	2,180	9.0%	15.9%	16.6%	16.7%
% of FP17s for the same patient ID Re-attending between 3 & 9 months - Children	1,170	2,711	43.2%	59.0%	60.2%	57.6%
% of FP17s for the same patient ID Re-attending between 3 & 9 months - Adults	692	2,180	31.7%	50.5%	51.5%	50.1%
% of FP17s for Band 1 Urgent Courses	126	4,930	2.6%	9.5%	9.5%	9.1%
% of FP17s Relating to Free Repair or Replacements	0	4,930	0.0%	0.6%	0.7%	0.8%
% of FP17s Relating to Continuations	68	4,930	1.4%	1.1%	1.2%	1.2%
% of Patients satisfied with the dentistry they have received	3	4	N/A	92.4%	93.1%	92.8%
% of Patients satisfied with the time they had to wait for an appointment	4	4	N/A	89.1%	88.8%	88.7%

* This is based on patients treated on this contract for their most recent course of treatment. Figures in italics indicate the base number of FP17s or Patient Questionnaire responses are less than 100. N/A is shown where the base number of responses is less than 10 during the period. % is calculated as Quantity/Base number*100

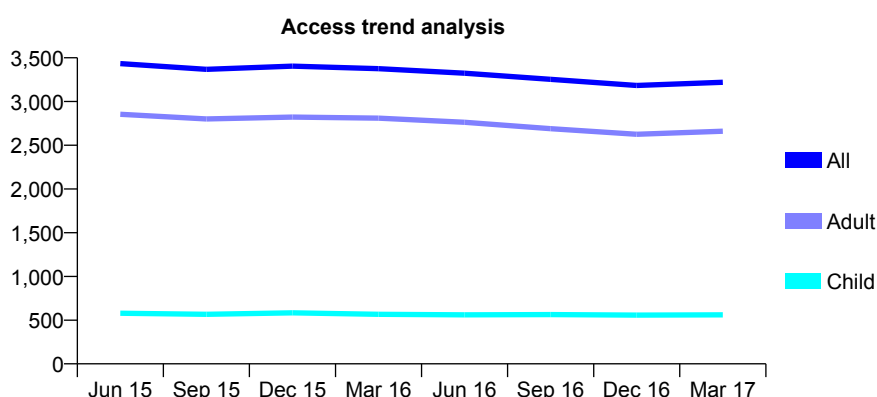
Q68 - Vital Signs At a Glance Contract Report for 195553/0001 - Year end March 2017

Name or company name	Dr Satnam Louis Limited
Contract type name	GDS Contract
Purpose of contract	General
Contract start date	01/04/2010
Contract end date	

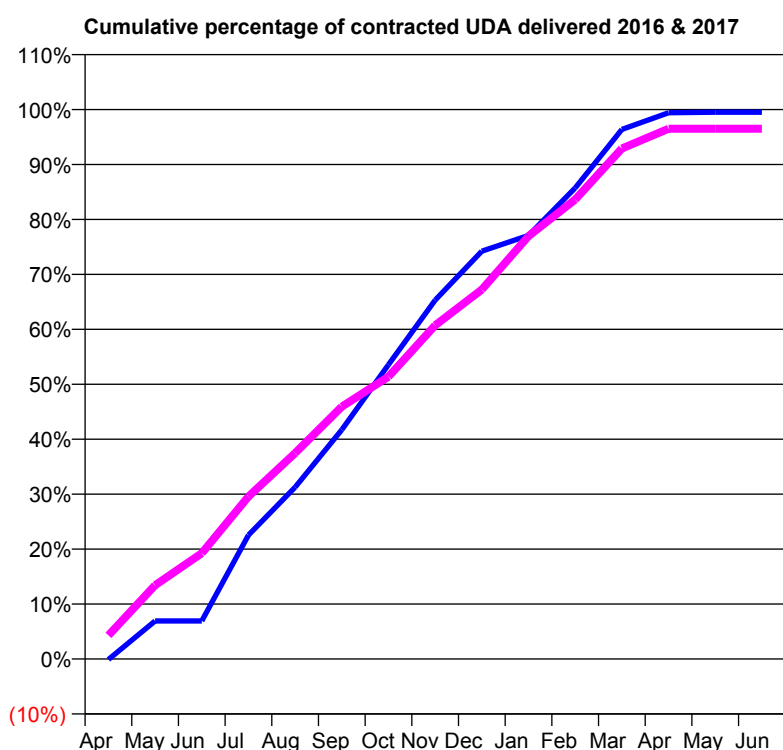
16/17 Contracted general activity (UDA)	11,000
Carry forward general activity (UDA)	54
16/17 Contracted orthodontic activity (UOA)	0
Carry forward orthodontic activity (UOA)	0
Baseline contract value	£337,385.85

ACCESS*

Patients seen in 24 months	Total	Change since previous quarter
Quarter ending March 2016	3,376	
Quarter ending June 2016	3,324	↓
Quarter ending September 2016	3,253	↓
Quarter ending December 2016	3,183	↓
Quarter ending March 2017	3,220	→
Variance since March 2016	(4.6%)	↓



ACTIVITY



Adjusted Scheduled Activity (UDA)		
Month	2016	2017
April	-12	473
May	763	1,477
June	763	2,118
July	2,480	3,253
August	3,440	4,122
September	4,590	5,051
October	5,893	5,652
November	7,185	6,680
December	8,165	7,395
January	8,478	8,466
February	9,430	9,198
March	10,603	10,218
April	10,935	10,616
May	10,946	10,615
June	10,946	10,615

QUALITY

	Quantity	Base Number	Contract	AT	Region	England
% of FP17s for the same patient ID Re-attending within 3 months - Children	64	821	7.8%	9.8%	11.9%	12.3%
% of FP17s for the same patient ID Re-attending within 3 months - Adults	629	4,062	15.5%	15.9%	16.6%	16.7%
% of FP17s for the same patient ID Re-attending between 3 & 9 months - Children	453	821	55.2%	59.0%	60.2%	57.6%
% of FP17s for the same patient ID Re-attending between 3 & 9 months - Adults	2,370	4,062	58.3%	50.5%	51.5%	50.1%
% of FP17s for Band 1 Urgent Courses	420	4,893	8.6%	9.5%	9.5%	9.1%
% of FP17s Relating to Free Repair or Replacements	33	4,893	0.7%	0.6%	0.7%	0.8%
% of FP17s Relating to Continuations	107	4,893	2.2%	1.1%	1.2%	1.2%
% of Patients satisfied with the dentistry they have received	10	10	100.0%	92.4%	93.1%	92.8%
% of Patients satisfied with the time they had to wait for an appointment	10	10	100.0%	89.1%	88.8%	88.7%

* This is based on patients treated on this contract for their most recent course of treatment. Figures in italics indicate the base number of FP17s or Patient Questionnaire responses are less than 100. N/A is shown where the base number of responses is less than 10 during the period. % is calculated as Quantity/Base number*100

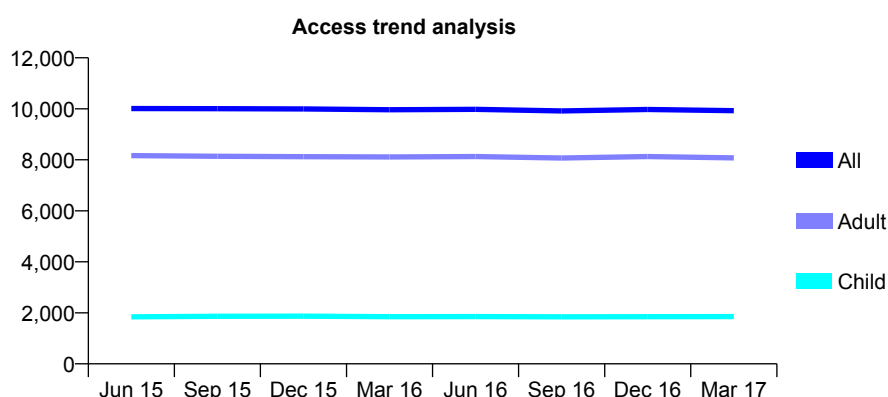
Q68 - Vital Signs At a Glance Contract Report for 197440/0001 - Year end March 2017

Name or company name	Hinal Patel and Shivali Patel
Contract type name	GDS Contract
Purpose of contract	General
Contract start date	01/10/2010
Contract end date	

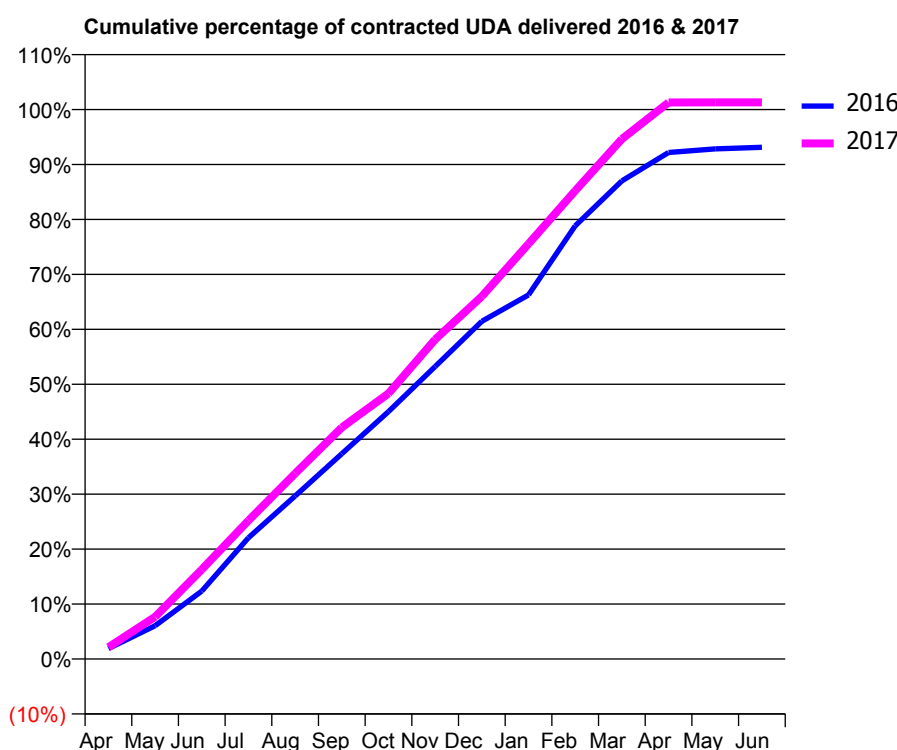
16/17 Contracted general activity (UDA)	28,271
Carry forward general activity (UDA)	0
16/17 Contracted orthodontic activity (UOA)	0
Carry forward orthodontic activity (UOA)	0
Baseline contract value	£636,389.23

ACCESS*

Patients seen in 24 months	Total	Change since previous quarter
Quarter ending March 2016	9,963	
Quarter ending June 2016	9,979	→
Quarter ending September 2016	9,914	→
Quarter ending December 2016	9,976	→
Quarter ending March 2017	9,926	→
Variance since March 2016	(0.4%)	→



ACTIVITY



Adjusted Scheduled Activity (UDA)		
Month	2016	2017
April	560	608
May	1,785	2,174
June	3,638	4,607
July	6,499	7,125
August	8,739	9,545
September	11,001	11,912
October	13,259	13,663
November	15,678	16,438
December	18,096	18,658
January	19,513	21,363
February	23,215	24,092
March	25,621	26,753
April	27,145	28,635
May	27,341	28,637
June	27,421	28,638

QUALITY

	Quantity	Base Number	Contract	AT	Region	England
% of FP17s for the same patient ID Re-attending within 3 months - Children	229	2,986	7.7%	9.8%	11.9%	12.3%
% of FP17s for the same patient ID Re-attending within 3 months - Adults	1,872	12,052	15.5%	15.9%	16.6%	16.7%
% of FP17s for the same patient ID Re-attending between 3 & 9 months - Children	1,937	2,986	64.9%	59.0%	60.2%	57.6%
% of FP17s for the same patient ID Re-attending between 3 & 9 months - Adults	7,179	12,052	59.6%	50.5%	51.5%	50.1%
% of FP17s for Band 1 Urgent Courses	940	15,047	6.2%	9.5%	9.5%	9.1%
% of FP17s Relating to Free Repair or Replacements	84	15,047	0.6%	0.6%	0.7%	0.8%
% of FP17s Relating to Continuations	525	15,047	3.5%	1.1%	1.2%	1.2%
% of Patients satisfied with the dentistry they have received	27	27	100.0%	92.4%	93.1%	92.8%
% of Patients satisfied with the time they had to wait for an appointment	24	27	88.9%	89.1%	88.8%	88.7%

* This is based on patients treated on this contract for their most recent course of treatment. Figures in italics indicate the base number of FP17s or Patient Questionnaire responses are less than 100. N/A is shown where the base number of responses is less than 10 during the period. % is calculated as Quantity/Base number*100

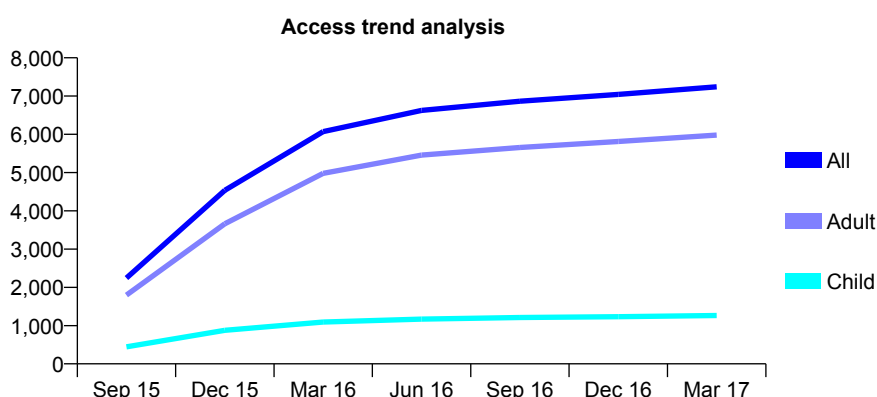
Q68 - Vital Signs At a Glance Contract Report for 198374/0001 - Year end March 2017

Name or company name	The Brassey Avenue Dental Practice Partn
Contract type name	GDS Contract
Purpose of contract	General
Contract start date	01/07/2015
Contract end date	

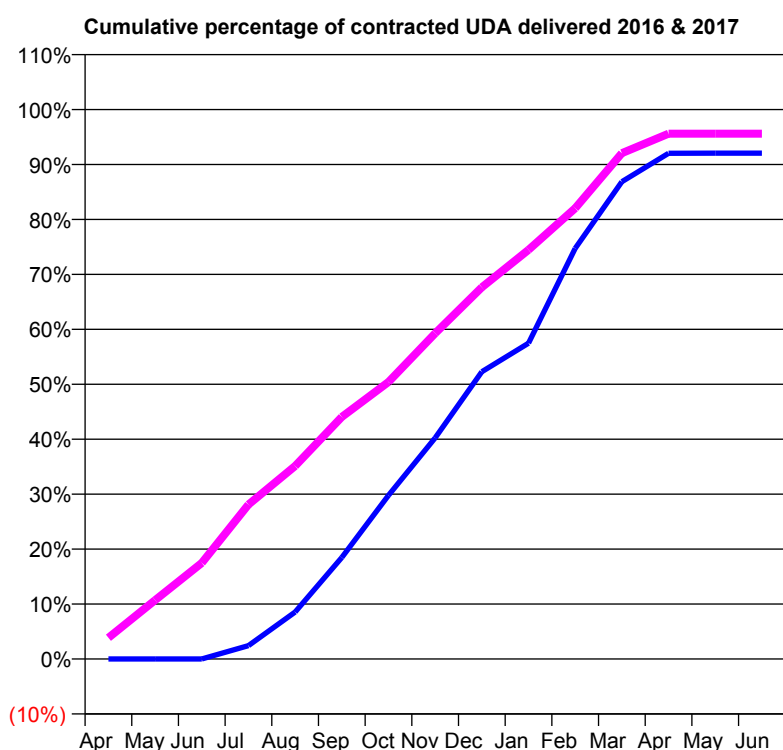
16/17 Contracted general activity (UDA)	18,773
Carry forward general activity (UDA)	48
16/17 Contracted orthodontic activity (UOA)	0
Carry forward orthodontic activity (UOA)	0
Baseline contract value	£419,500.39

ACCESS*

Patients seen in 24 months	Total	Change since previous quarter
Quarter ending March 2016	6,071	
Quarter ending June 2016	6,626	↑
Quarter ending September 2016	6,867	↑
Quarter ending December 2016	7,043	↑
Quarter ending March 2017	7,243	↑
Variance since March 2016	19.3%	↑



ACTIVITY



Adjusted Scheduled Activity (UDA)		
Month	2016	2017
April	0	727
May	0	2,010
June	0	3,280
July	344	5,276
August	1,205	6,594
September	2,602	8,272
October	4,196	9,465
November	5,667	11,129
December	7,362	12,699
January	8,093	13,978
February	10,522	15,400
March	12,230	17,283
April	12,959	17,948
May	12,962	17,949
June	12,961	17,947

QUALITY

	Quantity	Base Number	Contract	AT	Region	England
% of FP17s for the same patient ID Re-attending within 3 months - Children	105	1,884	5.6%	9.8%	11.9%	12.3%
% of FP17s for the same patient ID Re-attending within 3 months - Adults	989	8,708	11.4%	15.9%	16.6%	16.7%
% of FP17s for the same patient ID Re-attending between 3 & 9 months - Children	1,133	1,884	60.1%	59.0%	60.2%	57.6%
% of FP17s for the same patient ID Re-attending between 3 & 9 months - Adults	4,187	8,708	48.1%	50.5%	51.5%	50.1%
% of FP17s for Band 1 Urgent Courses	828	10,568	7.8%	9.5%	9.5%	9.1%
% of FP17s Relating to Free Repair or Replacements	63	10,568	0.6%	0.6%	0.7%	0.8%
% of FP17s Relating to Continuations	132	10,568	1.2%	1.1%	1.2%	1.2%
% of Patients satisfied with the dentistry they have received	17	17	100.0%	92.4%	93.1%	92.8%
% of Patients satisfied with the time they had to wait for an appointment	13	17	76.5%	89.1%	88.8%	88.7%

* This is based on patients treated on this contract for their most recent course of treatment. Figures in italics indicate the base number of FP17s or Patient Questionnaire responses are less than 100. N/A is shown where the base number of responses is less than 10 during the period. % is calculated as Quantity/Base number*100

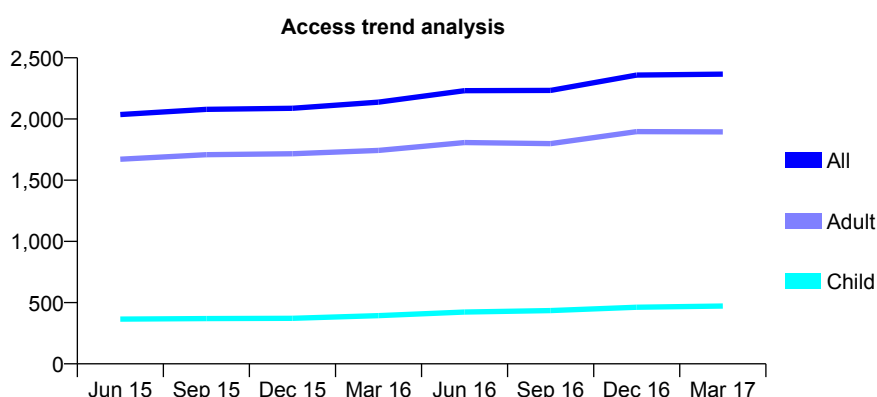
Q68 - Vital Signs At a Glance Contract Report for 198420/0001 - Year end March 2017

Name or company name	Eaton Road Dental Practice Ltd
Contract type name	GDS Contract
Purpose of contract	General
Contract start date	01/10/2007
Contract end date	

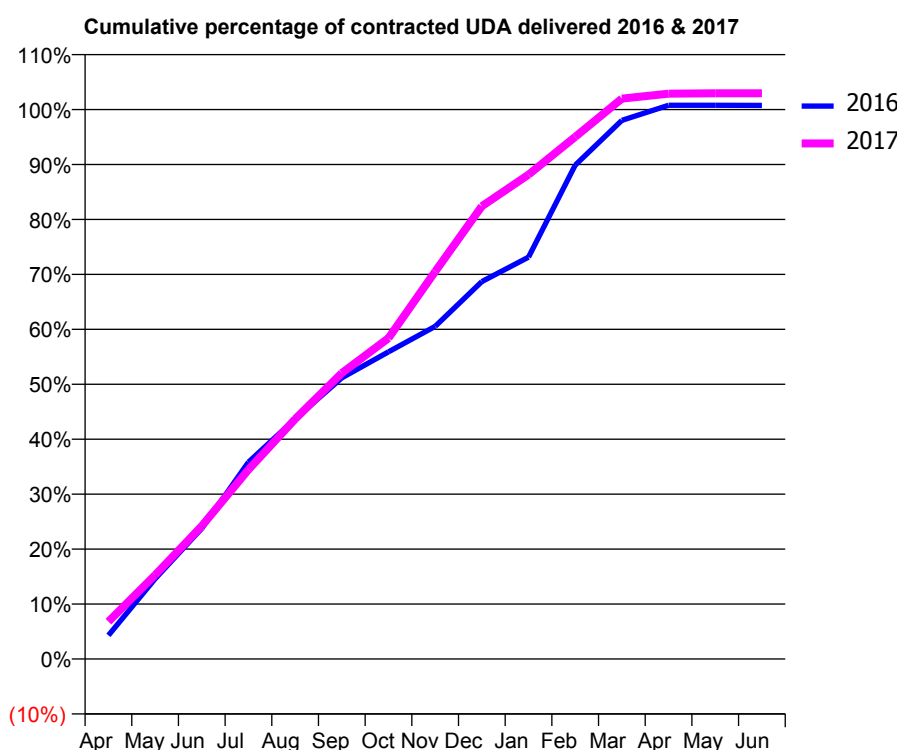
16/17 Contracted general activity (UDA)	4,243
Carry forward general activity (UDA)	-32
16/17 Contracted orthodontic activity (UOA)	0
Carry forward orthodontic activity (UOA)	0
Baseline contract value	£133,241.89

ACCESS*

Patients seen in 24 months	Total	Change since previous quarter
Quarter ending March 2016	2,138	
Quarter ending June 2016	2,231	↑
Quarter ending September 2016	2,234	→
Quarter ending December 2016	2,359	↑
Quarter ending March 2017	2,367	→
Variance since March 2016	10.7%	↑



ACTIVITY



Adjusted Scheduled Activity (UDA)		
Month	2016	2017
April	182	289
May	619	648
June	1,009	1,027
July	1,520	1,463
August	1,854	1,853
September	2,171	2,208
October	2,372	2,478
November	2,569	2,991
December	2,915	3,496
January	3,103	3,740
February	3,813	4,032
March	4,160	4,327
April	4,276	4,365
May	4,276	4,368
June	4,275	4,368

QUALITY

	Quantity	Base Number	Contract	AT	Region	England
% of FP17s for the same patient ID Re-attending within 3 months - Children	5	461	1.1%	9.8%	11.9%	12.3%
% of FP17s for the same patient ID Re-attending within 3 months - Adults	40	1,727	2.3%	15.9%	16.6%	16.7%
% of FP17s for the same patient ID Re-attending between 3 & 9 months - Children	71	461	15.4%	59.0%	60.2%	57.6%
% of FP17s for the same patient ID Re-attending between 3 & 9 months - Adults	323	1,727	18.7%	50.5%	51.5%	50.1%
% of FP17s for Band 1 Urgent Courses	61	2,168	2.8%	9.5%	9.5%	9.1%
% of FP17s Relating to Free Repair or Replacements	0	2,168	0.0%	0.6%	0.7%	0.8%
% of FP17s Relating to Continuations	0	2,168	0.0%	1.1%	1.2%	1.2%
% of Patients satisfied with the dentistry they have received	2	2	N/A	92.4%	93.1%	92.8%
% of Patients satisfied with the time they had to wait for an appointment	2	2	N/A	89.1%	88.8%	88.7%

* This is based on patients treated on this contract for their most recent course of treatment. Figures in italics indicate the base number of FP17s or Patient Questionnaire responses are less than 100. N/A is shown where the base number of responses is less than 10 during the period. % is calculated as Quantity/Base number*100

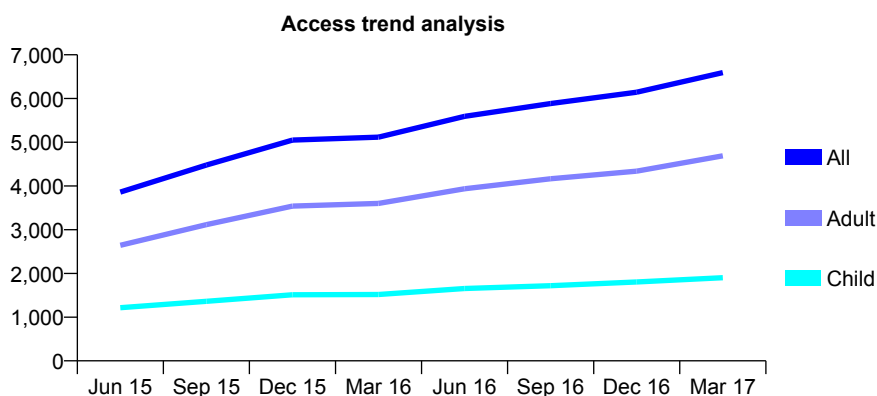
Q68 - Vital Signs At a Glance Contract Report for 198684/0002 - Year end March 2017

Name or company name	Mr Michael Frank Lee and Mr Bahader Sing
Contract type name	GDS Contract
Purpose of contract	General
Contract start date	01/05/2014
Contract end date	

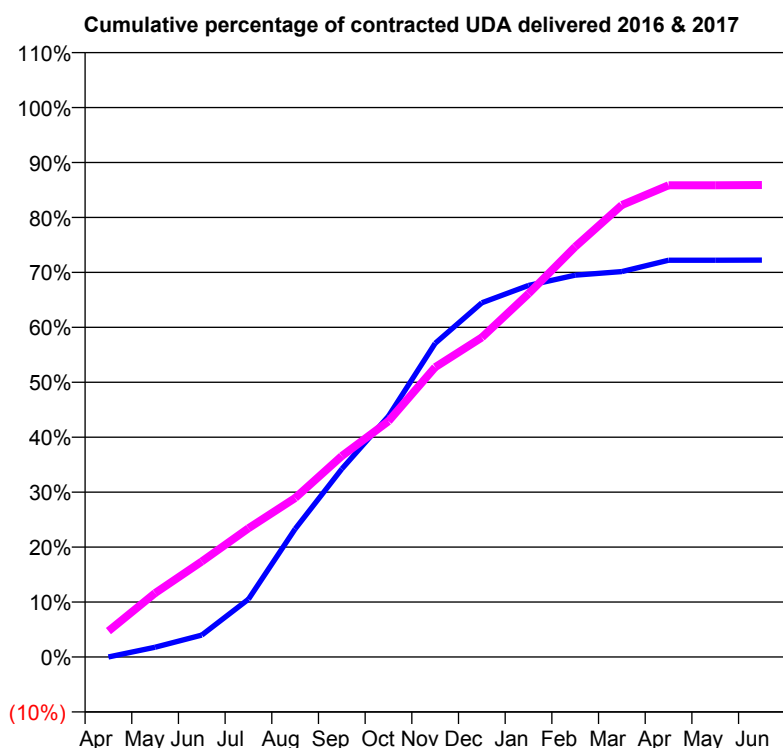
16/17 Contracted general activity (UDA)	16,283
Carry forward general activity (UDA)	0
16/17 Contracted orthodontic activity (UOA)	0
Carry forward orthodontic activity (UOA)	0
Baseline contract value	£422,732.39

ACCESS*

Patients seen in 24 months	Total	Change since previous quarter
Quarter ending March 2016	5,117	
Quarter ending June 2016	5,591	↑
Quarter ending September 2016	5,884	↑
Quarter ending December 2016	6,143	↑
Quarter ending March 2017	6,592	↑
Variance since March 2016	28.8%	↑



ACTIVITY



Adjusted Scheduled Activity (UDA)		
Month	2016	2017
April	0	768
May	145	1,896
June	325	2,833
July	856	3,817
August	1,898	4,713
September	2,786	5,957
October	3,569	6,988
November	4,648	8,587
December	5,248	9,470
January	5,506	10,765
February	5,658	12,157
March	5,710	13,392
April	5,879	13,979
May	5,879	13,978
June	5,881	13,987

QUALITY

	Quantity	Base Number	Contract	AT	Region	England
% of FP17s for the same patient ID Re-attending within 3 months - Children	253	3,106	8.1%	9.8%	11.9%	12.3%
% of FP17s for the same patient ID Re-attending within 3 months - Adults	774	6,512	11.9%	15.9%	16.6%	16.7%
% of FP17s for the same patient ID Re-attending between 3 & 9 months - Children	1,759	3,106	56.6%	59.0%	60.2%	57.6%
% of FP17s for the same patient ID Re-attending between 3 & 9 months - Adults	2,717	6,512	41.7%	50.5%	51.5%	50.1%
% of FP17s for Band 1 Urgent Courses	1,018	9,068	11.2%	9.5%	9.5%	9.1%
% of FP17s Relating to Free Repair or Replacements	20	9,068	0.2%	0.6%	0.7%	0.8%
% of FP17s Relating to Continuations	22	9,068	0.2%	1.1%	1.2%	1.2%
% of Patients satisfied with the dentistry they have received	11	11	100.0%	92.4%	93.1%	92.8%
% of Patients satisfied with the time they had to wait for an appointment	9	11	81.8%	89.1%	88.8%	88.7%

* This is based on patients treated on this contract for their most recent course of treatment. Figures in italics indicate the base number of FP17s or Patient Questionnaire responses are less than 100. N/A is shown where the base number of responses is less than 10 during the period. % is calculated as Quantity/Base number*100

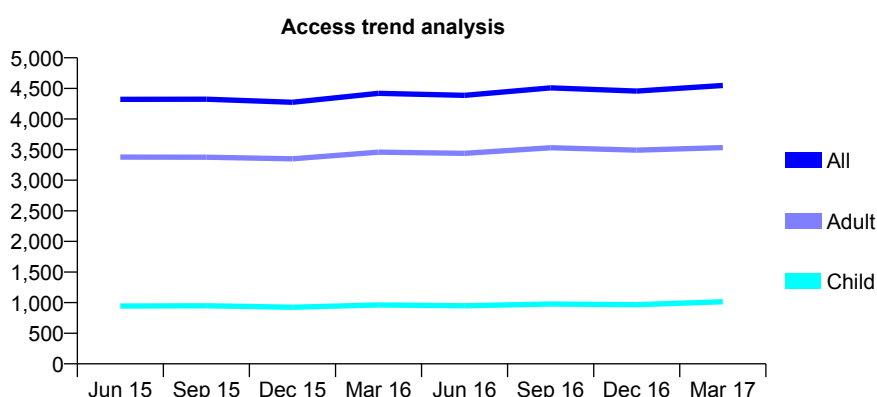
Q68 - Vital Signs At a Glance Contract Report for 199028/0001 - Year end March 2017

Name or company name	HARTLEY DENTAL LIMITED
Contract type name	GDS Contract
Purpose of contract	General
Contract start date	01/09/2008
Contract end date	

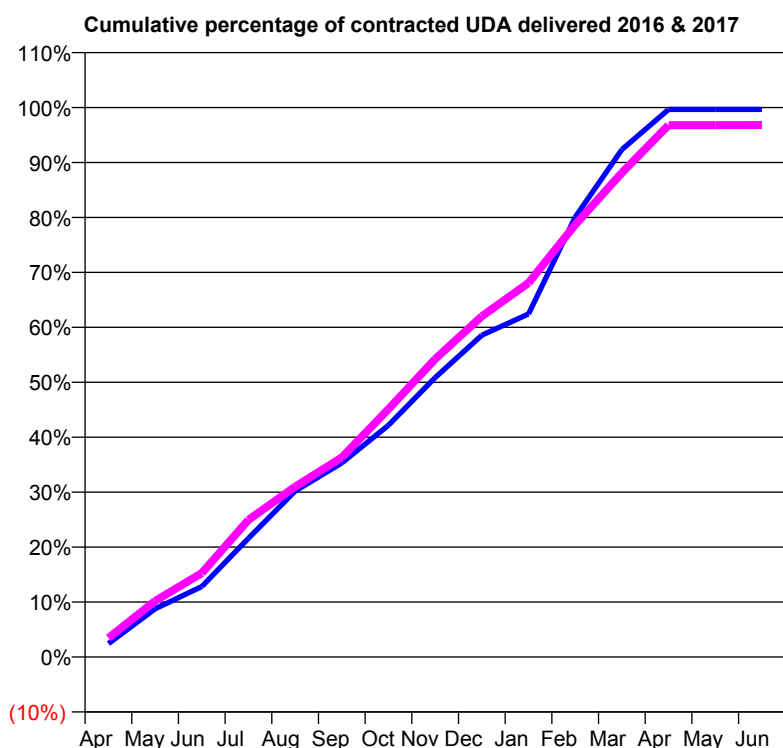
16/17 Contracted general activity (UDA)	16,250
Carry forward general activity (UDA)	55
16/17 Contracted orthodontic activity (UOA)	0
Carry forward orthodontic activity (UOA)	0
Baseline contract value	£372,003.49

ACCESS*

Patients seen in 24 months	Total	Change since previous quarter
Quarter ending March 2016	4,420	
Quarter ending June 2016	4,386	→
Quarter ending September 2016	4,508	↑
Quarter ending December 2016	4,457	↓
Quarter ending March 2017	4,547	↑
Variance since March 2016	2.9%	↑



ACTIVITY



Adjusted Scheduled Activity (UDA)		
Month	2016	2017
April	397	560
May	1,424	1,658
June	2,084	2,484
July	3,511	4,055
August	4,907	5,038
September	5,738	5,900
October	6,857	7,333
November	8,262	8,811
December	9,517	10,077
January	10,145	11,061
February	13,009	12,782
March	15,006	14,322
April	16,193	15,727
May	16,195	15,729
June	16,195	15,732

QUALITY

	Quantity	Base Number	Contract	AT	Region	England
% of FP17s for the same patient ID Re-attending within 3 months - Children	111	1,452	7.6%	9.8%	11.9%	12.3%
% of FP17s for the same patient ID Re-attending within 3 months - Adults	625	4,785	13.1%	15.9%	16.6%	16.7%
% of FP17s for the same patient ID Re-attending between 3 & 9 months - Children	784	1,452	54.0%	59.0%	60.2%	57.6%
% of FP17s for the same patient ID Re-attending between 3 & 9 months - Adults	2,591	4,785	54.1%	50.5%	51.5%	50.1%
% of FP17s for Band 1 Urgent Courses	393	6,297	6.2%	9.5%	9.5%	9.1%
% of FP17s Relating to Free Repair or Replacements	80	6,297	1.3%	0.6%	0.7%	0.8%
% of FP17s Relating to Continuations	64	6,297	1.0%	1.1%	1.2%	1.2%
% of Patients satisfied with the dentistry they have received	10	12	83.3%	92.4%	93.1%	92.8%
% of Patients satisfied with the time they had to wait for an appointment	12	12	100.0%	89.1%	88.8%	88.7%

* This is based on patients treated on this contract for their most recent course of treatment. Figures in italics indicate the base number of FP17s or Patient Questionnaire responses are less than 100. N/A is shown where the base number of responses is less than 10 during the period. % is calculated as Quantity/Base number*100

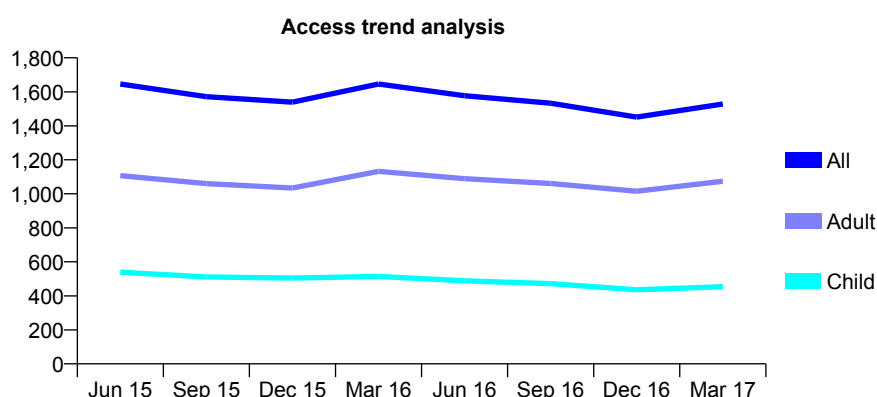
Q68 - Vital Signs At a Glance Contract Report for 199370/0001 - Year end March 2017

Name or company name	Pittham Dental Ltd
Contract type name	GDS Contract
Purpose of contract	General
Contract start date	01/09/2007
Contract end date	

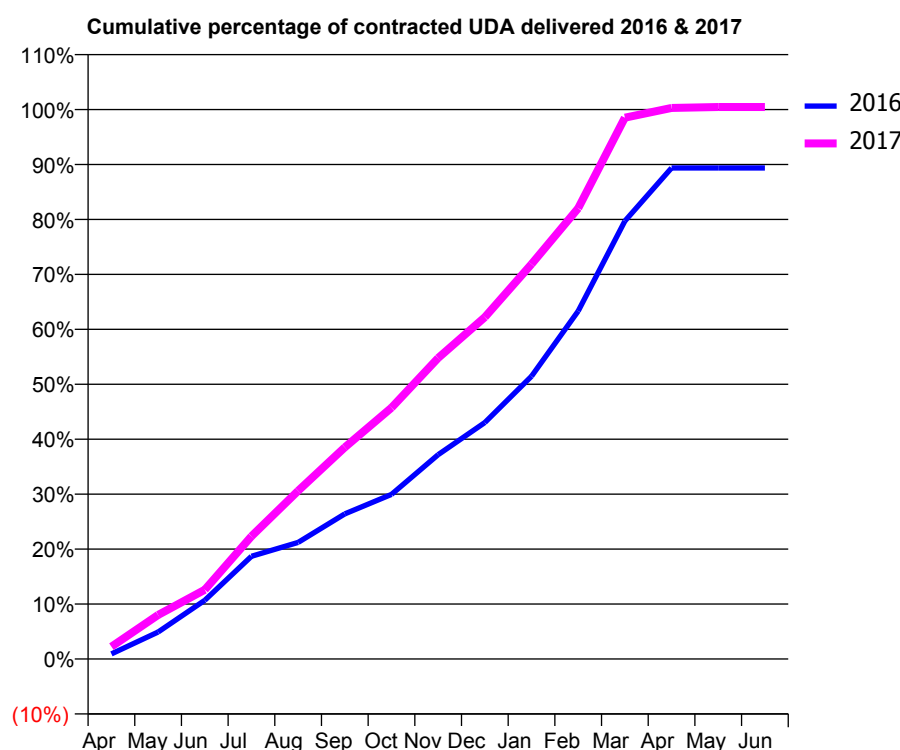
16/17 Contracted general activity (UDA)	4,800
Carry forward general activity (UDA)	0
16/17 Contracted orthodontic activity (UOA)	0
Carry forward orthodontic activity (UOA)	0
Baseline contract value	£103,175.74

ACCESS*

Patients seen in 24 months	Total	Change since previous quarter
Quarter ending March 2016	1,646	
Quarter ending June 2016	1,577	↓
Quarter ending September 2016	1,533	↓
Quarter ending December 2016	1,451	↓
Quarter ending March 2017	1,528	↑
Variance since March 2016	(7.2%)	↓



ACTIVITY



Adjusted Scheduled Activity (UDA)		
Month	2016	2017
April	44	108
May	236	385
June	513	605
July	898	1,073
August	1,019	1,469
September	1,268	1,849
October	1,438	2,195
November	1,785	2,630
December	2,065	2,986
January	2,470	3,450
February	3,039	3,938
March	3,826	4,728
April	4,290	4,814
May	4,290	4,821
June	4,290	4,821

QUALITY

	Quantity	Base Number	Contract	AT	Region	England
% of FP17s for the same patient ID Re-attending within 3 months - Children	58	750	7.7%	9.8%	11.9%	12.3%
% of FP17s for the same patient ID Re-attending within 3 months - Adults	261	1,641	15.9%	15.9%	16.6%	16.7%
% of FP17s for the same patient ID Re-attending between 3 & 9 months - Children	483	750	64.4%	59.0%	60.2%	57.6%
% of FP17s for the same patient ID Re-attending between 3 & 9 months - Adults	895	1,641	54.5%	50.5%	51.5%	50.1%
% of FP17s for Band 1 Urgent Courses	166	2,312	7.2%	9.5%	9.5%	9.1%
% of FP17s Relating to Free Repair or Replacements	15	2,312	0.6%	0.6%	0.7%	0.8%
% of FP17s Relating to Continuations	15	2,312	0.6%	1.1%	1.2%	1.2%
% of Patients satisfied with the dentistry they have received	0	0	N/A	92.4%	93.1%	92.8%
% of Patients satisfied with the time they had to wait for an appointment	0	0	N/A	89.1%	88.8%	88.7%

* This is based on patients treated on this contract for their most recent course of treatment. Figures in italics indicate the base number of FP17s or Patient Questionnaire responses are less than 100. N/A is shown where the base number of responses is less than 10 during the period. % is calculated as Quantity/Base number*100

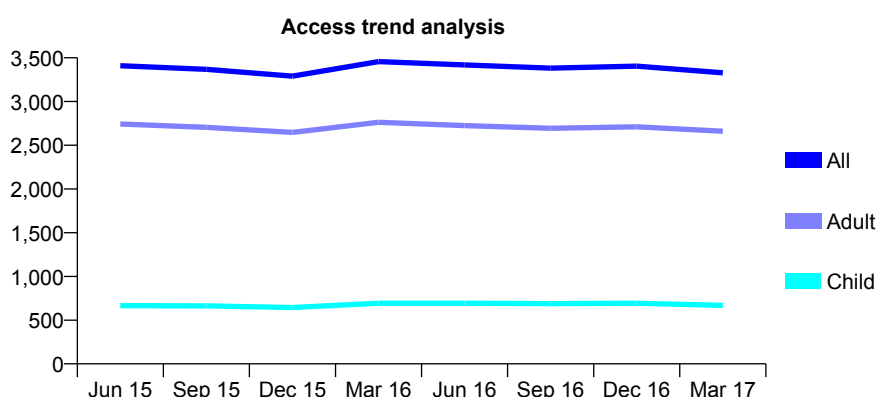
Q68 - Vital Signs At a Glance Contract Report for 199389/0001 - Year end March 2017

Name or company name	Pure Dental Surgery Limited
Contract type name	GDS Contract
Purpose of contract	General
Contract start date	01/05/2012
Contract end date	

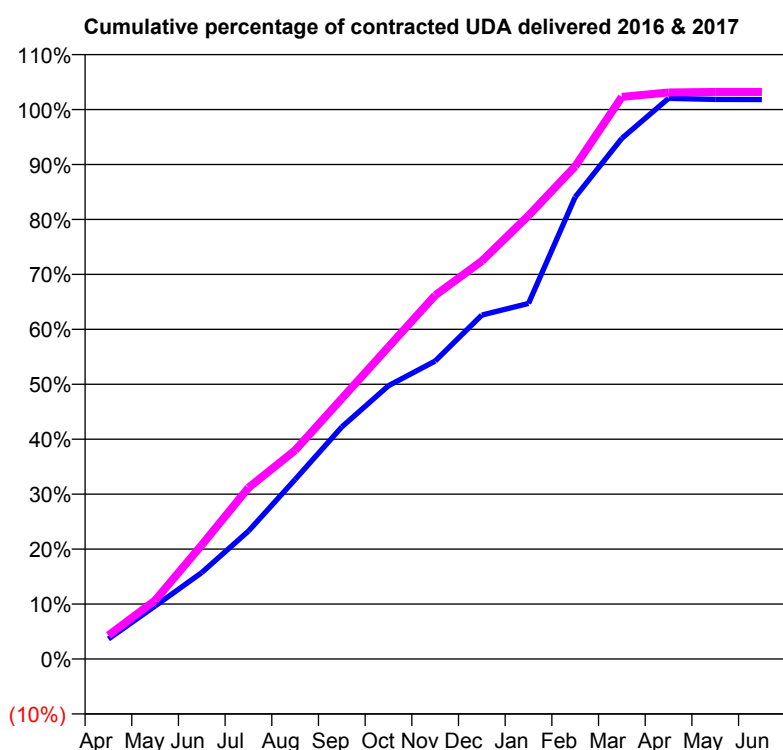
16/17 Contracted general activity (UDA)	11,066
Carry forward general activity (UDA)	-199
16/17 Contracted orthodontic activity (UOA)	0
Carry forward orthodontic activity (UOA)	0
Baseline contract value	£255,605.53

ACCESS*

Patients seen in 24 months	Total	Change since previous quarter
Quarter ending March 2016	3,456	
Quarter ending June 2016	3,418	↓
Quarter ending September 2016	3,382	↓
Quarter ending December 2016	3,404	→
Quarter ending March 2017	3,329	↓
Variance since March 2016	(3.7%)	↓



ACTIVITY



Adjusted Scheduled Activity (UDA)		
Month	2016	2017
April	405	477
May	1,068	1,180
June	1,740	2,297
July	2,578	3,450
August	3,616	4,203
September	4,673	5,246
October	5,503	6,286
November	6,001	7,325
December	6,927	8,015
January	7,161	8,931
February	9,302	9,925
March	10,485	11,320
April	11,290	11,408
May	11,269	11,420
June	11,265	11,420

QUALITY

	Quantity	Base Number	Contract	AT	Region	England
% of FP17s for the same patient ID Re-attending within 3 months - Children	98	1,148	8.5%	9.8%	11.9%	12.3%
% of FP17s for the same patient ID Re-attending within 3 months - Adults	734	4,402	16.7%	15.9%	16.6%	16.7%
% of FP17s for the same patient ID Re-attending between 3 & 9 months - Children	718	1,148	62.5%	59.0%	60.2%	57.6%
% of FP17s for the same patient ID Re-attending between 3 & 9 months - Adults	2,762	4,402	62.7%	50.5%	51.5%	50.1%
% of FP17s for Band 1 Urgent Courses	364	5,247	6.9%	9.5%	9.5%	9.1%
% of FP17s Relating to Free Repair or Replacements	12	5,247	0.2%	0.6%	0.7%	0.8%
% of FP17s Relating to Continuations	0	5,247	0.0%	1.1%	1.2%	1.2%
% of Patients satisfied with the dentistry they have received	20	22	90.9%	92.4%	93.1%	92.8%
% of Patients satisfied with the time they had to wait for an appointment	21	22	95.5%	89.1%	88.8%	88.7%

* This is based on patients treated on this contract for their most recent course of treatment. Figures in italics indicate the base number of FP17s or Patient Questionnaire responses are less than 100. N/A is shown where the base number of responses is less than 10 during the period. % is calculated as Quantity/Base number*100

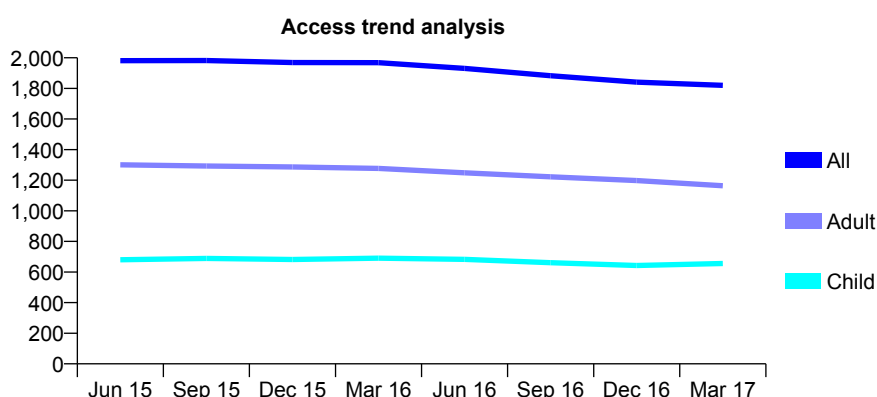
Q68 - Vital Signs At a Glance Contract Report for 199516/0001 - Year end March 2017

Name or company name	Pamela Noon and Shernaz Wadia
Contract type name	GDS Contract
Purpose of contract	General
Contract start date	01/03/2012
Contract end date	

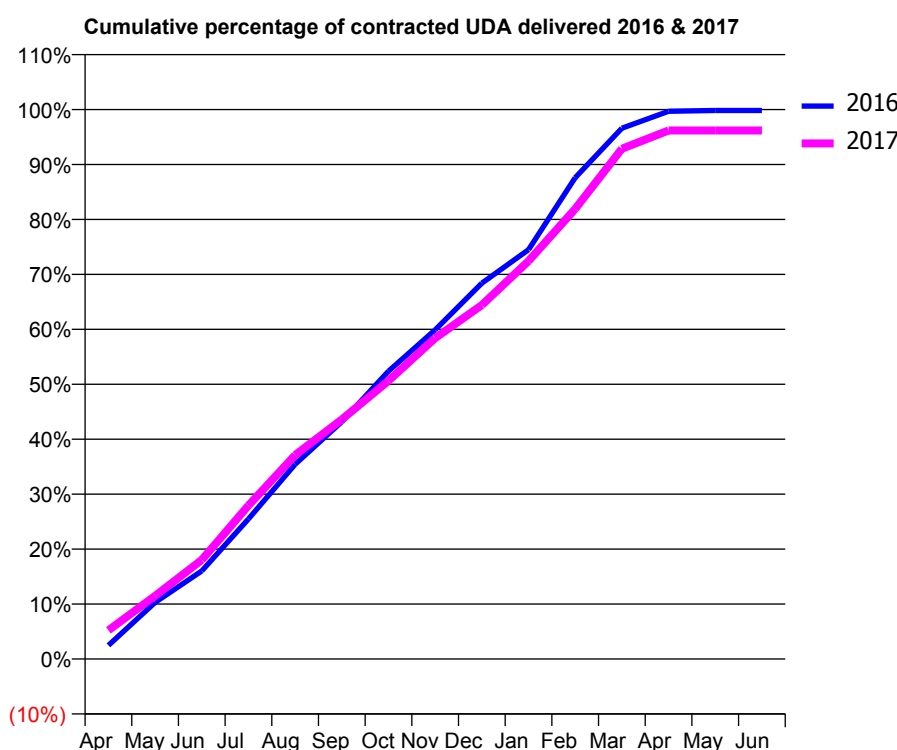
16/17 Contracted general activity (UDA)	6,100
Carry forward general activity (UDA)	11
16/17 Contracted orthodontic activity (UOA)	0
Carry forward orthodontic activity (UOA)	0
Baseline contract value	£169,872.90

ACCESS*

Patients seen in 24 months	Total	Change since previous quarter
Quarter ending March 2016	1,968	
Quarter ending June 2016	1,931	↓
Quarter ending September 2016	1,883	↓
Quarter ending December 2016	1,841	↓
Quarter ending March 2017	1,820	↓
Variance since March 2016	(7.5%)	↓



ACTIVITY



Month	Adjusted Scheduled Activity (UDA)	
	2016	2017
April	151	318
May	628	700
June	978	1,100
July	1,555	1,705
August	2,162	2,264
September	2,635	2,659
October	3,195	3,089
November	3,654	3,562
December	4,173	3,930
January	4,543	4,418
February	5,343	4,996
March	5,892	5,664
April	6,081	5,868
May	6,089	5,868
June	6,089	5,868

QUALITY

	Quantity	Base Number	Contract	AT	Region	England
% of FP17s for the same patient ID Re-attending within 3 months - Children	126	1,266	10.0%	9.8%	11.9%	12.3%
% of FP17s for the same patient ID Re-attending within 3 months - Adults	232	1,819	12.8%	15.9%	16.6%	16.7%
% of FP17s for the same patient ID Re-attending between 3 & 9 months - Children	973	1,266	76.9%	59.0%	60.2%	57.6%
% of FP17s for the same patient ID Re-attending between 3 & 9 months - Adults	1,328	1,819	73.0%	50.5%	51.5%	50.1%
% of FP17s for Band 1 Urgent Courses	143	3,088	4.6%	9.5%	9.5%	9.1%
% of FP17s Relating to Free Repair or Replacements	4	3,088	0.1%	0.6%	0.7%	0.8%
% of FP17s Relating to Continuations	11	3,088	0.4%	1.1%	1.2%	1.2%
% of Patients satisfied with the dentistry they have received	0	0	N/A	92.4%	93.1%	92.8%
% of Patients satisfied with the time they had to wait for an appointment	0	0	N/A	89.1%	88.8%	88.7%

* This is based on patients treated on this contract for their most recent course of treatment. Figures in italics indicate the base number of FP17s or Patient Questionnaire responses are less than 100. N/A is shown where the base number of responses is less than 10 during the period. % is calculated as Quantity/Base number*100

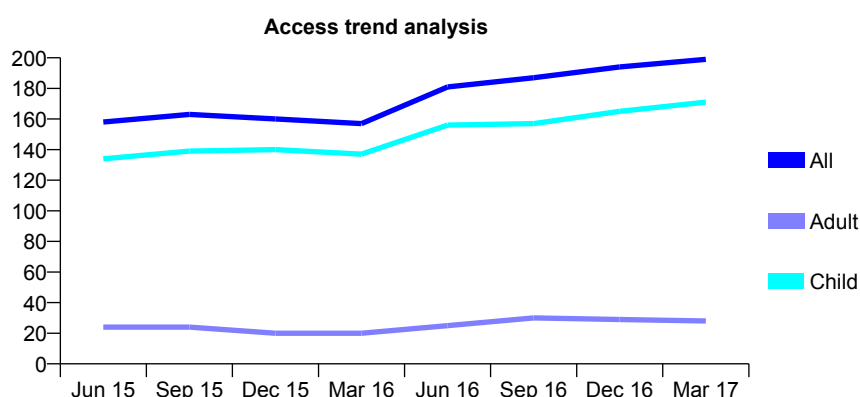
Q68 - Vital Signs At a Glance Contract Report for 199737/0001 - Year end March 2017

Name or company name	Rectory House Dental Practice Ltd
Contract type name	GDS Contract
Purpose of contract	General
Contract start date	01/08/2009
Contract end date	

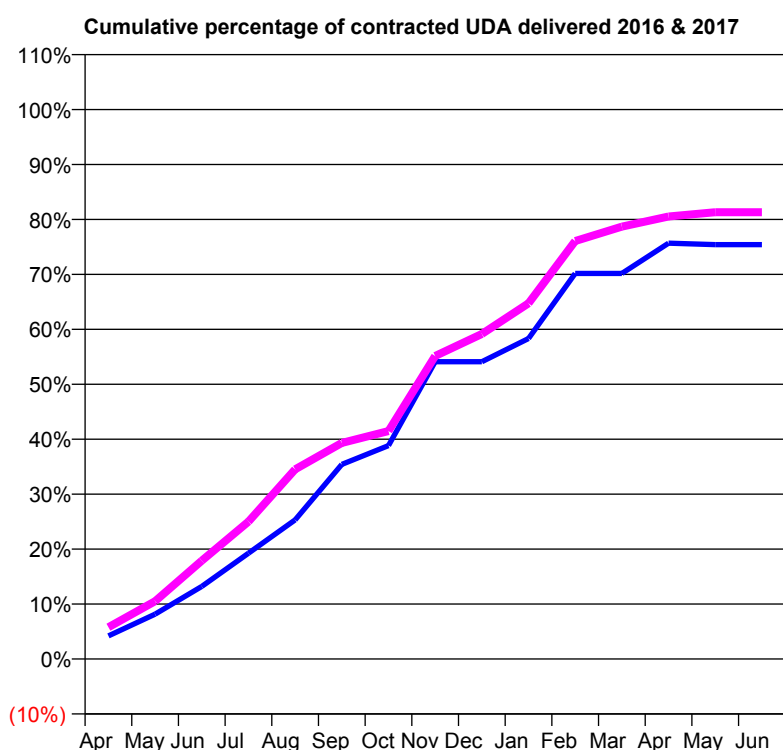
16/17 Contracted general activity (UDA)	380
Carry forward general activity (UDA)	0
16/17 Contracted orthodontic activity (UOA)	0
Carry forward orthodontic activity (UOA)	0
Baseline contract value	£8,445.78

ACCESS*

Patients seen in 24 months	Total	Change since previous quarter
Quarter ending March 2016	157	
Quarter ending June 2016	181	↑
Quarter ending September 2016	187	↑
Quarter ending December 2016	194	↑
Quarter ending March 2017	199	↑
Variance since March 2016	26.8%	↑



ACTIVITY



Adjusted Scheduled Activity (UDA)		
Month	2016	2017
April	16	22
May	31	40
June	50	68
July	73	95
August	96	131
September	135	149
October	148	158
November	206	210
December	206	225
January	222	246
February	267	289
March	267	299
April	288	306
May	287	309
June	287	309

QUALITY

	Quantity	Base Number	Contract	AT	Region	England
% of FP17s for the same patient ID Re-attending within 3 months - Children	10	240	4.2%	9.8%	11.9%	12.3%
% of FP17s for the same patient ID Re-attending within 3 months - Adults	0	0	N/A	15.9%	16.6%	16.7%
% of FP17s for the same patient ID Re-attending between 3 & 9 months - Children	129	240	53.8%	59.0%	60.2%	57.6%
% of FP17s for the same patient ID Re-attending between 3 & 9 months - Adults	0	0	N/A	50.5%	51.5%	50.1%
% of FP17s for Band 1 Urgent Courses	5	230	2.2%	9.5%	9.5%	9.1%
% of FP17s Relating to Free Repair or Replacements	0	230	0.0%	0.6%	0.7%	0.8%
% of FP17s Relating to Continuations	2	230	0.9%	1.1%	1.2%	1.2%
% of Patients satisfied with the dentistry they have received	0	0	N/A	92.4%	93.1%	92.8%
% of Patients satisfied with the time they had to wait for an appointment	0	0	N/A	89.1%	88.8%	88.7%

* This is based on patients treated on this contract for their most recent course of treatment. Figures in italics indicate the base number of FP17s or Patient Questionnaire responses are less than 100. N/A is shown where the base number of responses is less than 10 during the period. % is calculated as Quantity/Base number*100

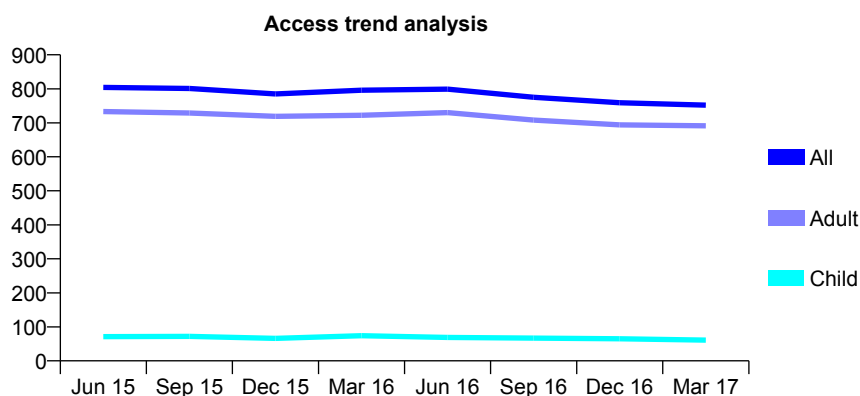
Q68 - Vital Signs At a Glance Contract Report for 206989/0001 - Year end March 2017

Name or company name	MR GP UNSTED
Contract type name	GDS Contract
Purpose of contract	General
Contract start date	01/04/2006
Contract end date	28/02/2017

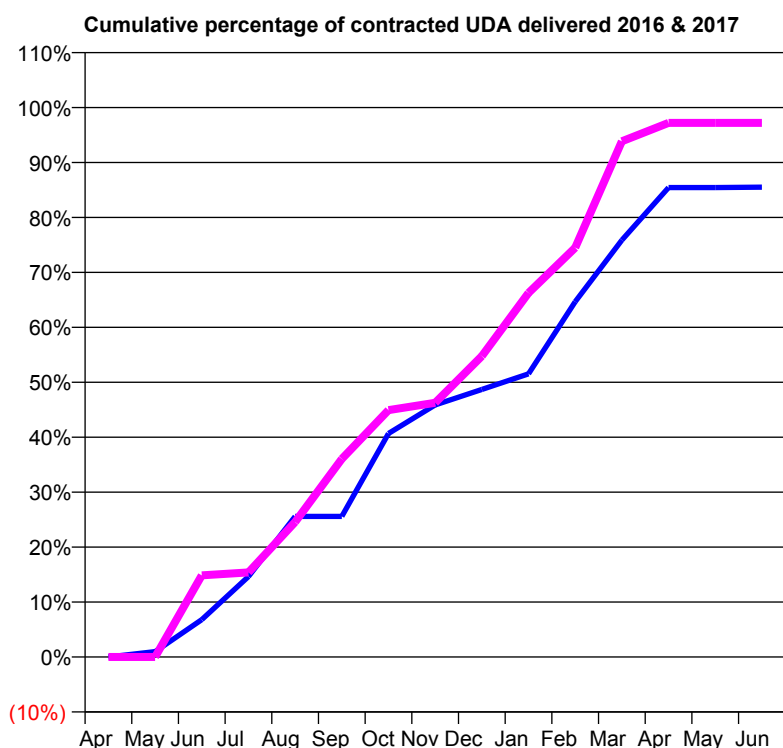
16/17 Contracted general activity (UDA)	2,069
Carry forward general activity (UDA)	0
16/17 Contracted orthodontic activity (UOA)	0
Carry forward orthodontic activity (UOA)	0
Baseline contract value	£49,040.17

ACCESS*

Patients seen in 24 months	Total	Change since previous quarter
Quarter ending March 2016	796	
Quarter ending June 2016	799	→
Quarter ending September 2016	775	↓
Quarter ending December 2016	759	↓
Quarter ending March 2017	752	→
Variance since March 2016	(5.5%)	↓



ACTIVITY



Adjusted Scheduled Activity (UDA)		
Month	2016	2017
April	0	0
May	27	0
June	188	307
July	404	318
August	706	508
September	706	746
October	1,122	930
November	1,265	957
December	1,342	1,133
January	1,420	1,371
February	1,783	1,541
March	2,092	1,942
April	2,355	2,011
May	2,355	2,011
June	2,358	2,011

QUALITY

	Quantity	Base Number	Contract	AT	Region	England
% of FP17s for the same patient ID Re-attending within 3 months - Children	3	61	4.9%	9.8%	11.9%	12.3%
% of FP17s for the same patient ID Re-attending within 3 months - Adults	271	1,006	26.9%	15.9%	16.6%	16.7%
% of FP17s for the same patient ID Re-attending between 3 & 9 months - Children	19	61	31.1%	59.0%	60.2%	57.6%
% of FP17s for the same patient ID Re-attending between 3 & 9 months - Adults	334	1,006	33.2%	50.5%	51.5%	50.1%
% of FP17s for Band 1 Urgent Courses	306	990	30.9%	9.5%	9.5%	9.1%
% of FP17s Relating to Free Repair or Replacements	26	990	2.6%	0.6%	0.7%	0.8%
% of FP17s Relating to Continuations	0	990	0.0%	1.1%	1.2%	1.2%
% of Patients satisfied with the dentistry they have received	3	3	N/A	92.4%	93.1%	92.8%
% of Patients satisfied with the time they had to wait for an appointment	2	3	N/A	89.1%	88.8%	88.7%

* This is based on patients treated on this contract for their most recent course of treatment. Figures in italics indicate the base number of FP17s or Patient Questionnaire responses are less than 100. N/A is shown where the base number of responses is less than 10 during the period. % is calculated as Quantity/Base number*100

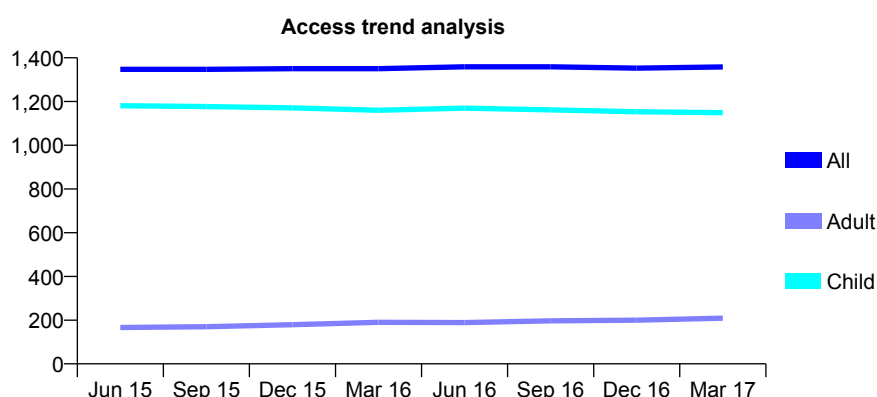
Q68 - Vital Signs At a Glance Contract Report for 207993/0001 - Year end March 2017

Name or company name	MR MT COPPEN
Contract type name	GDS Contract
Purpose of contract	General
Contract start date	01/04/2006
Contract end date	

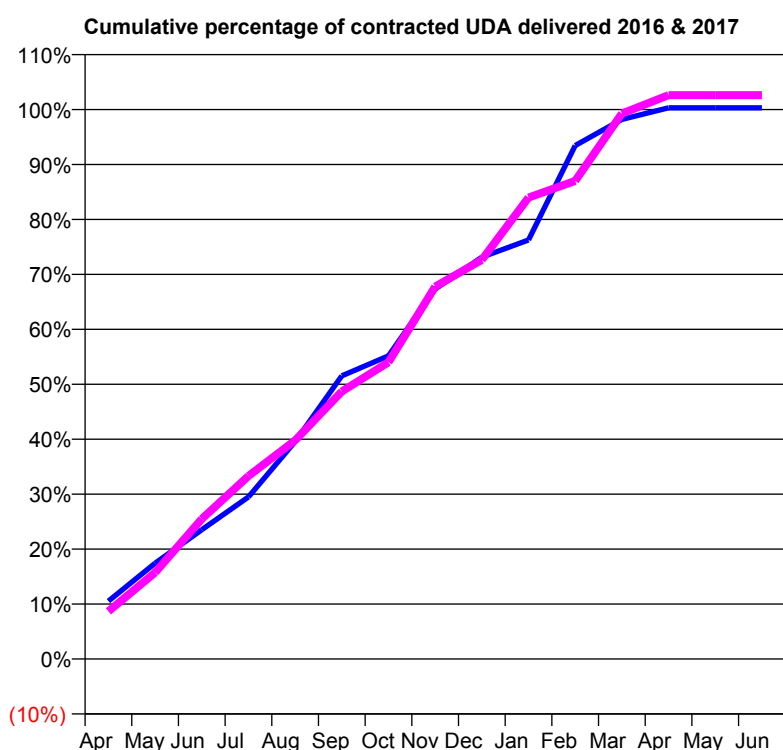
16/17 Contracted general activity (UDA)	3,479
Carry forward general activity (UDA)	-11
16/17 Contracted orthodontic activity (UOA)	0
Carry forward orthodontic activity (UOA)	0
Baseline contract value	£76,624.72

ACCESS*

Patients seen in 24 months	Total	Change since previous quarter
Quarter ending March 2016	1,350	
Quarter ending June 2016	1,359	→
Quarter ending September 2016	1,359	→
Quarter ending December 2016	1,353	→
Quarter ending March 2017	1,358	→
Variance since March 2016	0.6%	→



ACTIVITY



Adjusted Scheduled Activity (UDA)		
Month	2016	2017
April	367	302
May	607	547
June	819	887
July	1,027	1,159
August	1,377	1,384
September	1,793	1,694
October	1,920	1,879
November	2,342	2,357
December	2,544	2,528
January	2,653	2,921
February	3,250	3,027
March	3,416	3,453
April	3,490	3,570
May	3,490	3,570
June	3,490	3,570

QUALITY

	Quantity	Base Number	Contract	AT	Region	England
% of FP17s for the same patient ID Re-attending within 3 months - Children	164	1,933	8.5%	9.8%	11.9%	12.3%
% of FP17s for the same patient ID Re-attending within 3 months - Adults	10	103	9.7%	15.9%	16.6%	16.7%
% of FP17s for the same patient ID Re-attending between 3 & 9 months - Children	1,297	1,933	67.1%	59.0%	60.2%	57.6%
% of FP17s for the same patient ID Re-attending between 3 & 9 months - Adults	69	103	67.0%	50.5%	51.5%	50.1%
% of FP17s for Band 1 Urgent Courses	103	2,062	5.0%	9.5%	9.5%	9.1%
% of FP17s Relating to Free Repair or Replacements	0	2,062	0.0%	0.6%	0.7%	0.8%
% of FP17s Relating to Continuations	23	2,062	1.1%	1.1%	1.2%	1.2%
% of Patients satisfied with the dentistry they have received	1	1	N/A	92.4%	93.1%	92.8%
% of Patients satisfied with the time they had to wait for an appointment	1	1	N/A	89.1%	88.8%	88.7%

* This is based on patients treated on this contract for their most recent course of treatment. Figures in italics indicate the base number of FP17s or Patient Questionnaire responses are less than 100. N/A is shown where the base number of responses is less than 10 during the period. % is calculated as Quantity/Base number*100

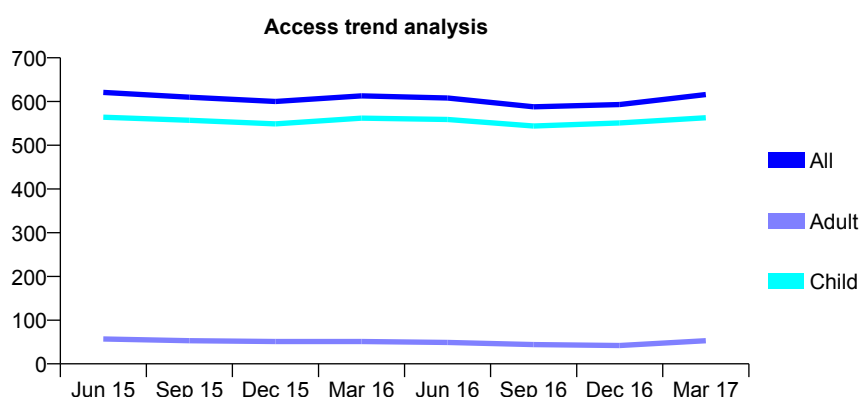
Q68 - Vital Signs At a Glance Contract Report for 209104/0001 - Year end March 2017

Name or company name	Summerfield Dental Practice
Contract type name	GDS Contract
Purpose of contract	General
Contract start date	01/04/2006
Contract end date	

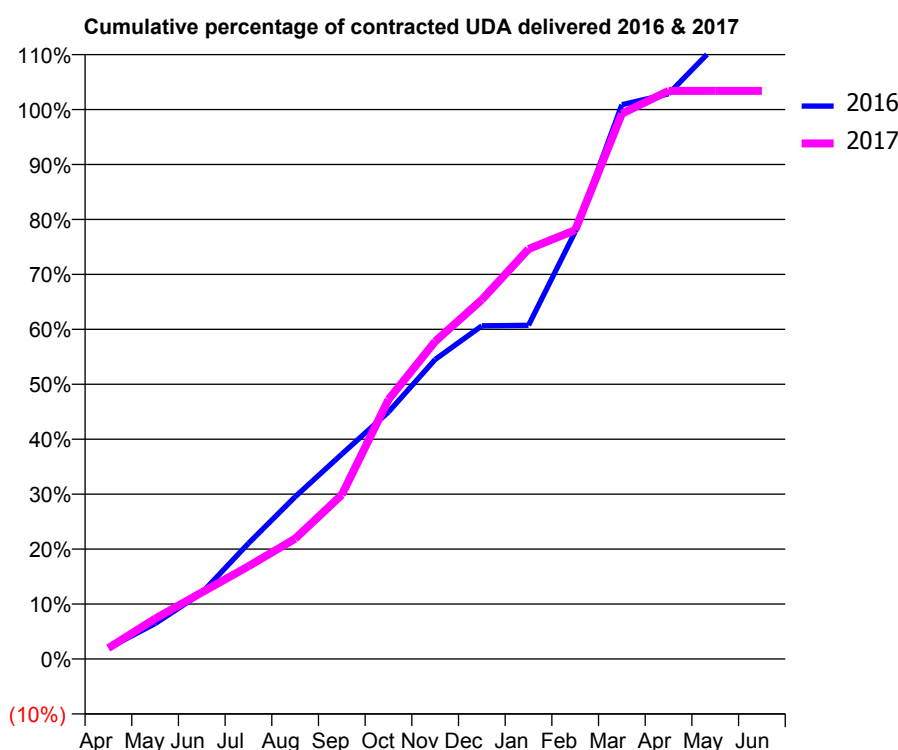
16/17 Contracted general activity (UDA)	900
Carry forward general activity (UDA)	-18
16/17 Contracted orthodontic activity (UOA)	0
Carry forward orthodontic activity (UOA)	0
Baseline contract value	£21,814.46

ACCESS*

Patients seen in 24 months	Total	Change since previous quarter
Quarter ending March 2016	613	
Quarter ending June 2016	608	→
Quarter ending September 2016	588	↓
Quarter ending December 2016	593	→
Quarter ending March 2017	616	↑
Variance since March 2016	0.5%	→



ACTIVITY



Month	Adjusted Scheduled Activity (UDA)	
	2016	2017
April	18	18
May	58	66
June	108	109
July	189	152
August	266	197
September	336	269
October	405	425
November	491	520
December	546	588
January	547	671
February	700	702
March	908	893
April	926	931
May	1,004	931
June	1,005	931

QUALITY

	Quantity	Base Number	Contract	AT	Region	England
% of FP17s for the same patient ID Re-attending within 3 months - Children	22	675	3.3%	9.8%	11.9%	12.3%
% of FP17s for the same patient ID Re-attending within 3 months - Adults	0	1	0.0%	15.9%	16.6%	16.7%
% of FP17s for the same patient ID Re-attending between 3 & 9 months - Children	292	675	43.3%	59.0%	60.2%	57.6%
% of FP17s for the same patient ID Re-attending between 3 & 9 months - Adults	0	1	0.0%	50.5%	51.5%	50.1%
% of FP17s for Band 1 Urgent Courses	8	625	1.3%	9.5%	9.5%	9.1%
% of FP17s Relating to Free Repair or Replacements	0	625	0.0%	0.6%	0.7%	0.8%
% of FP17s Relating to Continuations	0	625	0.0%	1.1%	1.2%	1.2%
% of Patients satisfied with the dentistry they have received	3	3	N/A	92.4%	93.1%	92.8%
% of Patients satisfied with the time they had to wait for an appointment	3	3	N/A	89.1%	88.8%	88.7%

* This is based on patients treated on this contract for their most recent course of treatment. Figures in italics indicate the base number of FP17s or Patient Questionnaire responses are less than 100. N/A is shown where the base number of responses is less than 10 during the period. % is calculated as Quantity/Base number*100

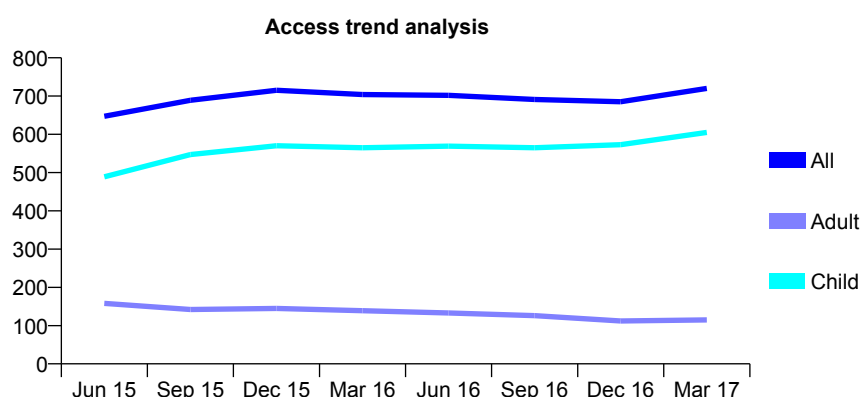
Q68 - Vital Signs At a Glance Contract Report for 214698/0001 - Year end March 2017

Name or company name	MISS DA MAHONEY
Contract type name	GDS Contract
Purpose of contract	General
Contract start date	01/04/2006
Contract end date	

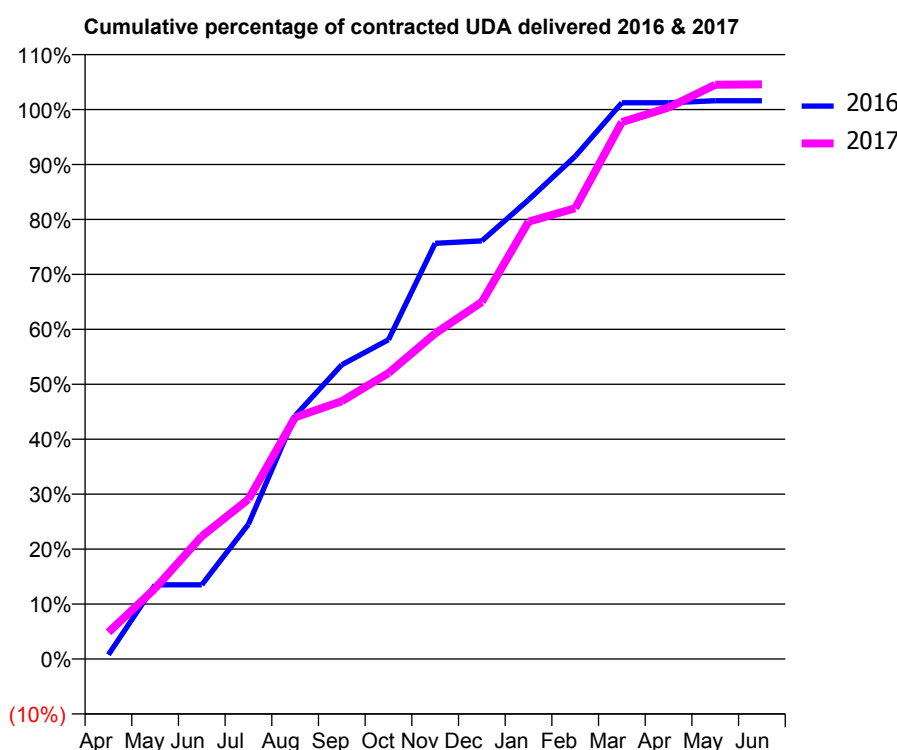
16/17 Contracted general activity (UDA)	1,400
Carry forward general activity (UDA)	-22
16/17 Contracted orthodontic activity (UOA)	0
Carry forward orthodontic activity (UOA)	0
Baseline contract value	£31,394.10

ACCESS*

Patients seen in 24 months	Total	Change since previous quarter
Quarter ending March 2016	704	
Quarter ending June 2016	702	→
Quarter ending September 2016	691	↓
Quarter ending December 2016	685	→
Quarter ending March 2017	720	↑
Variance since March 2016	2.3%	↑



ACTIVITY



Adjusted Scheduled Activity (UDA)		
Month	2016	2017
April	11	68
May	189	180
June	189	313
July	344	407
August	620	616
September	750	657
October	814	728
November	1,059	829
December	1,065	910
January	1,170	1,114
February	1,281	1,148
March	1,417	1,368
April	1,417	1,405
May	1,422	1,463
June	1,422	1,464

QUALITY

	Quantity	Base Number	Contract	AT	Region	England
% of FP17s for the same patient ID Re-attending within 3 months - Children	55	868	6.3%	9.8%	11.9%	12.3%
% of FP17s for the same patient ID Re-attending within 3 months - Adults	6	109	5.5%	15.9%	16.6%	16.7%
% of FP17s for the same patient ID Re-attending between 3 & 9 months - Children	525	868	60.5%	59.0%	60.2%	57.6%
% of FP17s for the same patient ID Re-attending between 3 & 9 months - Adults	59	109	54.1%	50.5%	51.5%	50.1%
% of FP17s for Band 1 Urgent Courses	25	1,017	2.5%	9.5%	9.5%	9.1%
% of FP17s Relating to Free Repair or Replacements	0	1,017	0.0%	0.6%	0.7%	0.8%
% of FP17s Relating to Continuations	0	1,017	0.0%	1.1%	1.2%	1.2%
% of Patients satisfied with the dentistry they have received	0	0	N/A	92.4%	93.1%	92.8%
% of Patients satisfied with the time they had to wait for an appointment	0	0	N/A	89.1%	88.8%	88.7%

* This is based on patients treated on this contract for their most recent course of treatment. Figures in italics indicate the base number of FP17s or Patient Questionnaire responses are less than 100. N/A is shown where the base number of responses is less than 10 during the period. % is calculated as Quantity/Base number*100

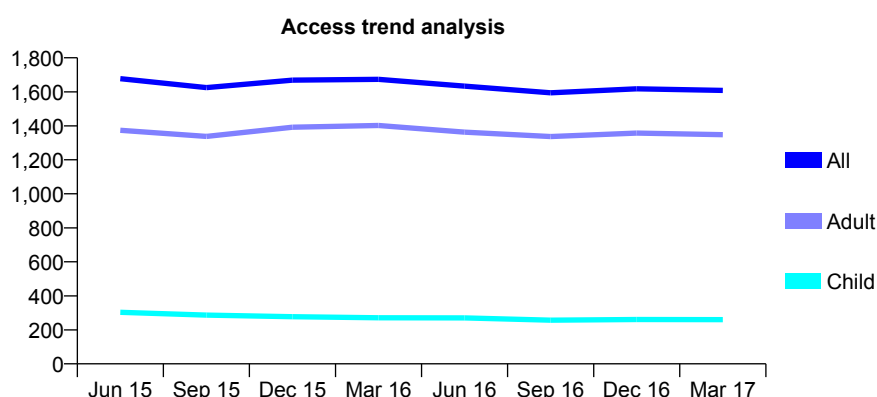
Q68 - Vital Signs At a Glance Contract Report for 219541/0001 - Year end March 2017

Name or company name	MR SN ROUSSOS
Contract type name	GDS Contract
Purpose of contract	General
Contract start date	01/04/2006
Contract end date	

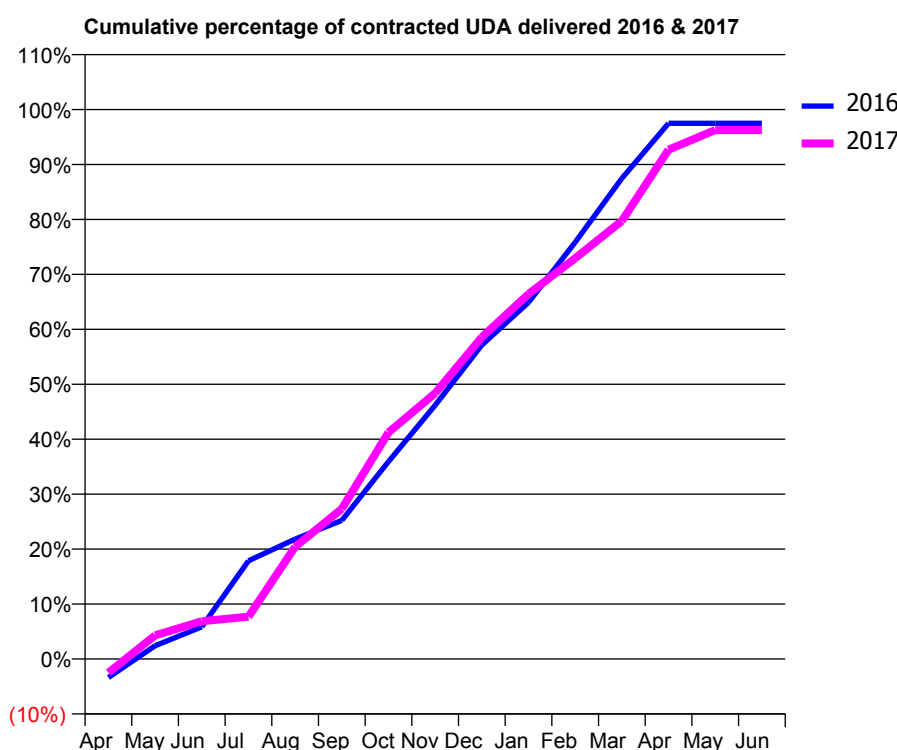
16/17 Contracted general activity (UDA)	8,132
Carry forward general activity (UDA)	205
16/17 Contracted orthodontic activity (UOA)	0
Carry forward orthodontic activity (UOA)	0
Baseline contract value	£188,921.99

ACCESS*

Patients seen in 24 months	Total	Change since previous quarter
Quarter ending March 2016	1,673	
Quarter ending June 2016	1,633	↓
Quarter ending September 2016	1,594	↓
Quarter ending December 2016	1,618	→
Quarter ending March 2017	1,608	→
Variance since March 2016	(3.9%)	↓



ACTIVITY



Adjusted Scheduled Activity (UDA)		
Month	2016	2017
April	-276	-205
May	197	349
June	476	560
July	1,453	627
August	1,775	1,660
September	2,052	2,223
October	2,921	3,353
November	3,756	3,933
December	4,645	4,763
January	5,279	5,402
February	6,168	5,931
March	7,113	6,483
April	7,927	7,537
May	7,927	7,827
June	7,927	7,827

QUALITY

	Quantity	Base Number	Contract	AT	Region	England
% of FP17s for the same patient ID Re-attending within 3 months - Children	22	349	6.3%	9.8%	11.9%	12.3%
% of FP17s for the same patient ID Re-attending within 3 months - Adults	334	1,873	17.8%	15.9%	16.6%	16.7%
% of FP17s for the same patient ID Re-attending between 3 & 9 months - Children	207	349	59.3%	59.0%	60.2%	57.6%
% of FP17s for the same patient ID Re-attending between 3 & 9 months - Adults	1,065	1,873	56.9%	50.5%	51.5%	50.1%
% of FP17s for Band 1 Urgent Courses	173	2,376	7.3%	9.5%	9.5%	9.1%
% of FP17s Relating to Free Repair or Replacements	7	2,376	0.3%	0.6%	0.7%	0.8%
% of FP17s Relating to Continuations	5	2,376	0.2%	1.1%	1.2%	1.2%
% of Patients satisfied with the dentistry they have received	5	5	N/A	92.4%	93.1%	92.8%
% of Patients satisfied with the time they had to wait for an appointment	5	5	N/A	89.1%	88.8%	88.7%

* This is based on patients treated on this contract for their most recent course of treatment. Figures in italics indicate the base number of FP17s or Patient Questionnaire responses are less than 100. N/A is shown where the base number of responses is less than 10 during the period. % is calculated as Quantity/Base number*100

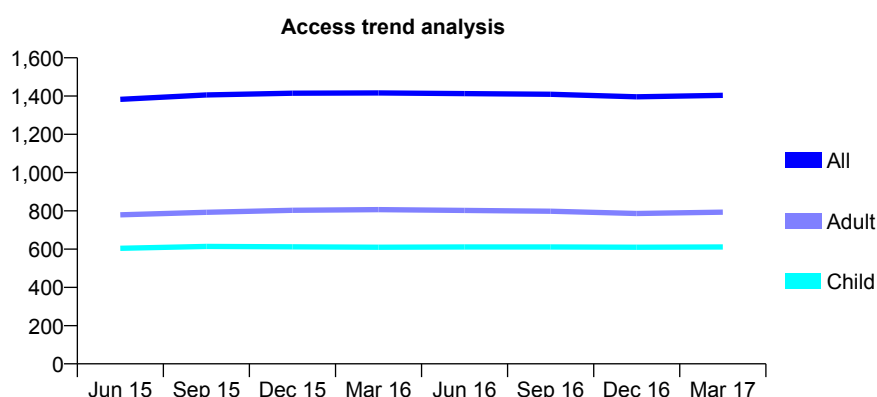
Q68 - Vital Signs At a Glance Contract Report for 219894/0001 - Year end March 2017

Name or company name	MR JP GRIFFITHS
Contract type name	GDS Contract
Purpose of contract	General
Contract start date	01/04/2006
Contract end date	

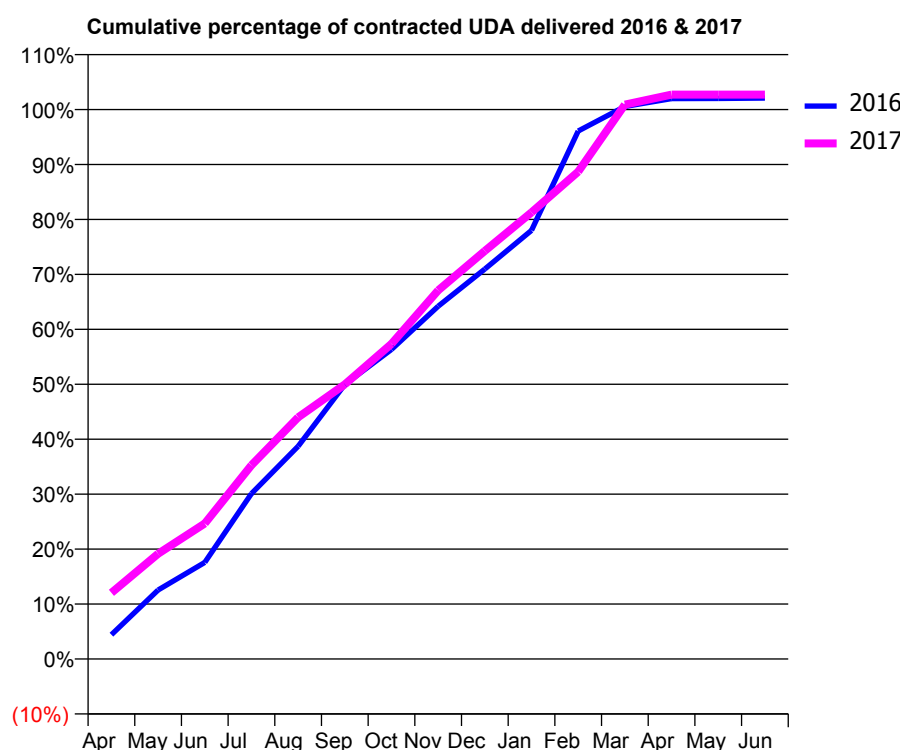
16/17 Contracted general activity (UDA)	3,500
Carry forward general activity (UDA)	-70
16/17 Contracted orthodontic activity (UOA)	0
Carry forward orthodontic activity (UOA)	0
Baseline contract value	£83,621.98

ACCESS*

Patients seen in 24 months	Total	Change since previous quarter
Quarter ending March 2016	1,416	
Quarter ending June 2016	1,413	→
Quarter ending September 2016	1,409	→
Quarter ending December 2016	1,396	→
Quarter ending March 2017	1,404	→
Variance since March 2016	(0.8%)	→



ACTIVITY



Adjusted Scheduled Activity (UDA)		
Month	2016	2017
April	155	422
May	439	671
June	616	863
July	1,053	1,234
August	1,355	1,539
September	1,748	1,749
October	1,972	2,007
November	2,247	2,348
December	2,484	2,599
January	2,730	2,845
February	3,363	3,104
March	3,519	3,531
April	3,569	3,595
May	3,570	3,595
June	3,573	3,595

QUALITY

	Quantity	Base Number	Contract	AT	Region	England
% of FP17s for the same patient ID Re-attending within 3 months - Children	86	1,038	8.3%	9.8%	11.9%	12.3%
% of FP17s for the same patient ID Re-attending within 3 months - Adults	149	1,141	13.1%	15.9%	16.6%	16.7%
% of FP17s for the same patient ID Re-attending between 3 & 9 months - Children	662	1,038	63.8%	59.0%	60.2%	57.6%
% of FP17s for the same patient ID Re-attending between 3 & 9 months - Adults	703	1,141	61.6%	50.5%	51.5%	50.1%
% of FP17s for Band 1 Urgent Courses	125	2,176	5.7%	9.5%	9.5%	9.1%
% of FP17s Relating to Free Repair or Replacements	0	2,176	0.0%	0.6%	0.7%	0.8%
% of FP17s Relating to Continuations	7	2,176	0.3%	1.1%	1.2%	1.2%
% of Patients satisfied with the dentistry they have received	2	2	N/A	92.4%	93.1%	92.8%
% of Patients satisfied with the time they had to wait for an appointment	2	2	N/A	89.1%	88.8%	88.7%

* This is based on patients treated on this contract for their most recent course of treatment. Figures in italics indicate the base number of FP17s or Patient Questionnaire responses are less than 100. N/A is shown where the base number of responses is less than 10 during the period. % is calculated as Quantity/Base number*100

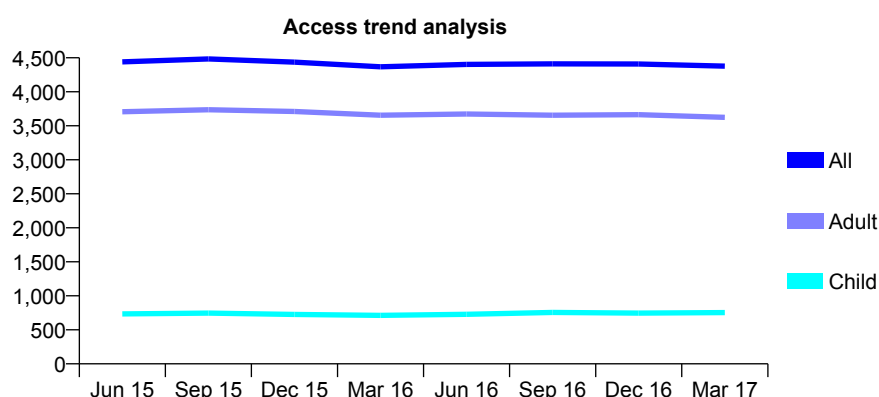
Q68 - Vital Signs At a Glance Contract Report for 220868/0001 - Year end March 2017

Name or company name	MR N SUCHAK
Contract type name	GDS Contract
Purpose of contract	General
Contract start date	01/04/2006
Contract end date	

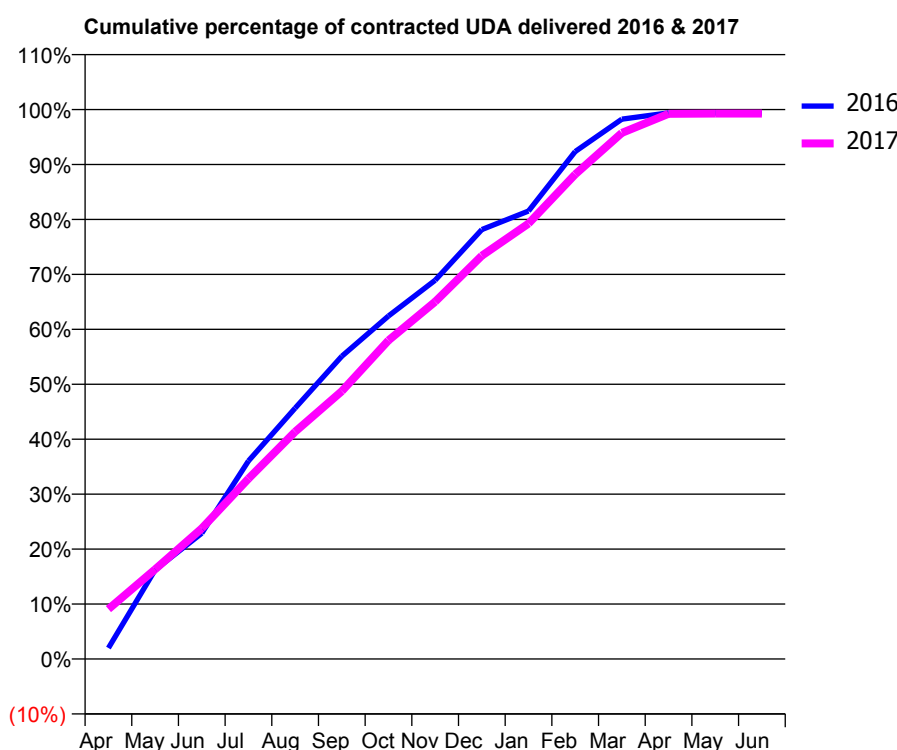
16/17 Contracted general activity (UDA)	13,428
Carry forward general activity (UDA)	86
16/17 Contracted orthodontic activity (UOA)	0
Carry forward orthodontic activity (UOA)	0
Baseline contract value	£369,839.02

ACCESS*

Patients seen in 24 months	Total	Change since previous quarter
Quarter ending March 2016	4,367	
Quarter ending June 2016	4,402	→
Quarter ending September 2016	4,411	→
Quarter ending December 2016	4,409	→
Quarter ending March 2017	4,378	→
Variance since March 2016	0.3%	→



ACTIVITY



Month	Adjusted Scheduled Activity (UDA)	
	2016	2017
April	269	1,220
May	2,179	2,192
June	3,075	3,190
July	4,841	4,408
August	6,130	5,553
September	7,400	6,544
October	8,383	7,786
November	9,256	8,732
December	10,493	9,857
January	10,949	10,641
February	12,400	11,844
March	13,192	12,856
April	13,344	13,324
May	13,343	13,328
June	13,342	13,329

QUALITY

	Quantity	Base Number	Contract	AT	Region	England
% of FP17s for the same patient ID Re-attending within 3 months - Children	60	1,086	5.5%	9.8%	11.9%	12.3%
% of FP17s for the same patient ID Re-attending within 3 months - Adults	868	5,505	15.8%	15.9%	16.6%	16.7%
% of FP17s for the same patient ID Re-attending between 3 & 9 months - Children	631	1,086	58.1%	59.0%	60.2%	57.6%
% of FP17s for the same patient ID Re-attending between 3 & 9 months - Adults	3,034	5,505	55.1%	50.5%	51.5%	50.1%
% of FP17s for Band 1 Urgent Courses	606	6,698	9.0%	9.5%	9.5%	9.1%
% of FP17s Relating to Free Repair or Replacements	221	6,698	3.3%	0.6%	0.7%	0.8%
% of FP17s Relating to Continuations	76	6,698	1.1%	1.1%	1.2%	1.2%
% of Patients satisfied with the dentistry they have received	12	13	92.3%	92.4%	93.1%	92.8%
% of Patients satisfied with the time they had to wait for an appointment	11	13	84.6%	89.1%	88.8%	88.7%

* This is based on patients treated on this contract for their most recent course of treatment. Figures in italics indicate the base number of FP17s or Patient Questionnaire responses are less than 100. N/A is shown where the base number of responses is less than 10 during the period. % is calculated as Quantity/Base number*100

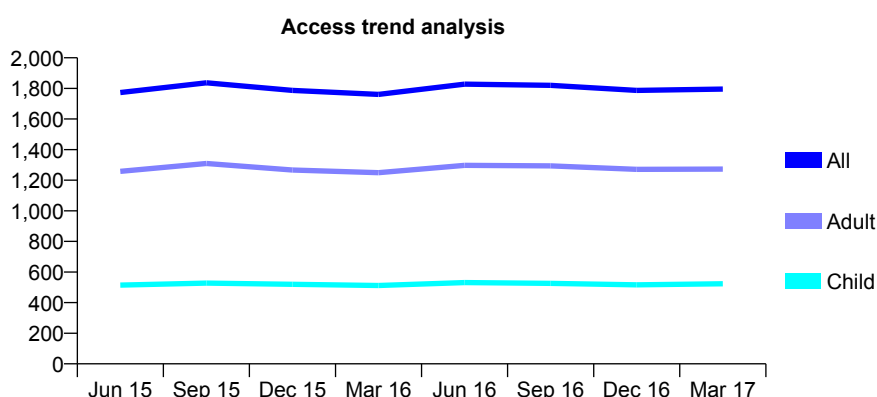
Q68 - Vital Signs At a Glance Contract Report for 220868/0002 - Year end March 2017

Name or company name	MR N SUCHAK
Contract type name	GDS Contract
Purpose of contract	General
Contract start date	01/04/2006
Contract end date	

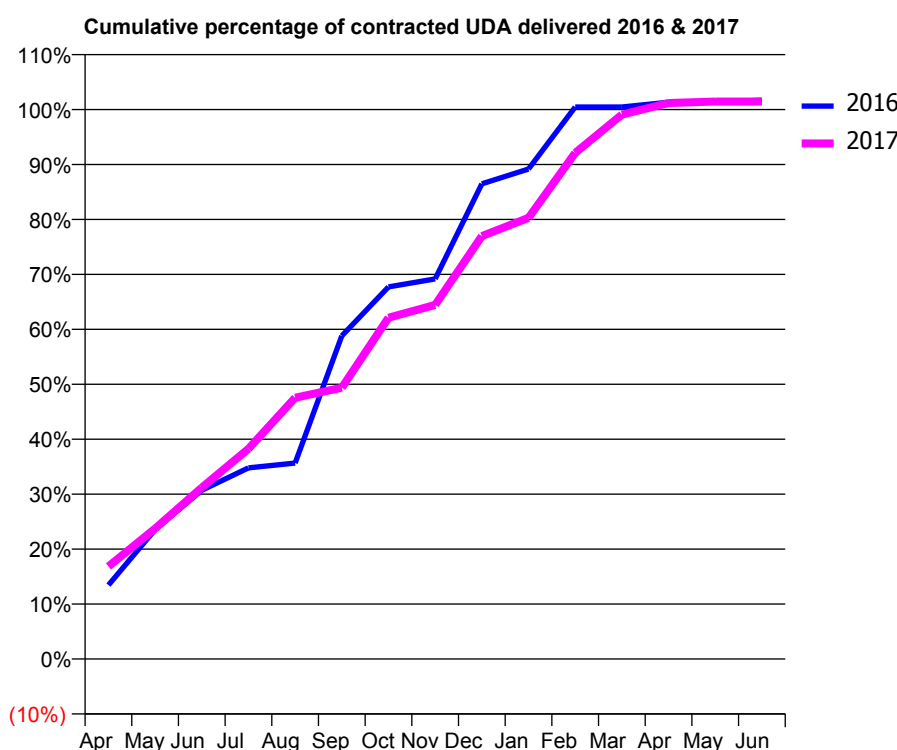
16/17 Contracted general activity (UDA)	3,650
Carry forward general activity (UDA)	-62
16/17 Contracted orthodontic activity (UOA)	0
Carry forward orthodontic activity (UOA)	0
Baseline contract value	£117,896.49

ACCESS*

Patients seen in 24 months	Total	Change since previous quarter
Quarter ending March 2016	1,761	
Quarter ending June 2016	1,828	↑
Quarter ending September 2016	1,820	→
Quarter ending December 2016	1,787	↓
Quarter ending March 2017	1,796	→
Variance since March 2016	2.0%	→



ACTIVITY



Adjusted Scheduled Activity (UDA)		
Month	2016	2017
April	491	615
May	859	867
June	1,121	1,138
July	1,270	1,397
August	1,302	1,735
September	2,146	1,802
October	2,472	2,267
November	2,525	2,352
December	3,156	2,809
January	3,255	2,931
February	3,666	3,362
March	3,666	3,616
April	3,699	3,693
May	3,700	3,703
June	3,712	3,703

QUALITY

	Quantity	Base Number	Contract	AT	Region	England
% of FP17s for the same patient ID Re-attending within 3 months - Children	65	794	8.2%	9.8%	11.9%	12.3%
% of FP17s for the same patient ID Re-attending within 3 months - Adults	233	1,715	13.6%	15.9%	16.6%	16.7%
% of FP17s for the same patient ID Re-attending between 3 & 9 months - Children	476	794	59.9%	59.0%	60.2%	57.6%
% of FP17s for the same patient ID Re-attending between 3 & 9 months - Adults	909	1,715	53.0%	50.5%	51.5%	50.1%
% of FP17s for Band 1 Urgent Courses	114	1,864	6.1%	9.5%	9.5%	9.1%
% of FP17s Relating to Free Repair or Replacements	47	1,864	2.5%	0.6%	0.7%	0.8%
% of FP17s Relating to Continuations	6	1,864	0.3%	1.1%	1.2%	1.2%
% of Patients satisfied with the dentistry they have received	3	4	N/A	92.4%	93.1%	92.8%
% of Patients satisfied with the time they had to wait for an appointment	4	4	N/A	89.1%	88.8%	88.7%

* This is based on patients treated on this contract for their most recent course of treatment. Figures in italics indicate the base number of FP17s or Patient Questionnaire responses are less than 100. N/A is shown where the base number of responses is less than 10 during the period. % is calculated as Quantity/Base number*100

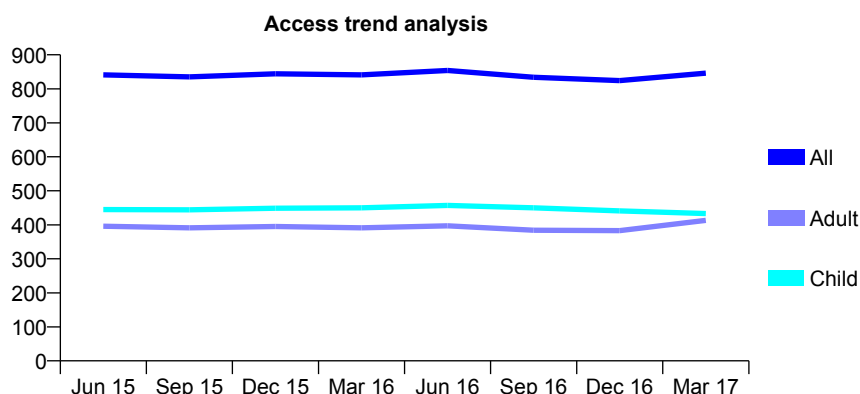
Q68 - Vital Signs At a Glance Contract Report for 222267/0001 - Year end March 2017

Name or company name	MISS NE STALFORD
Contract type name	GDS Contract
Purpose of contract	General
Contract start date	01/04/2006
Contract end date	

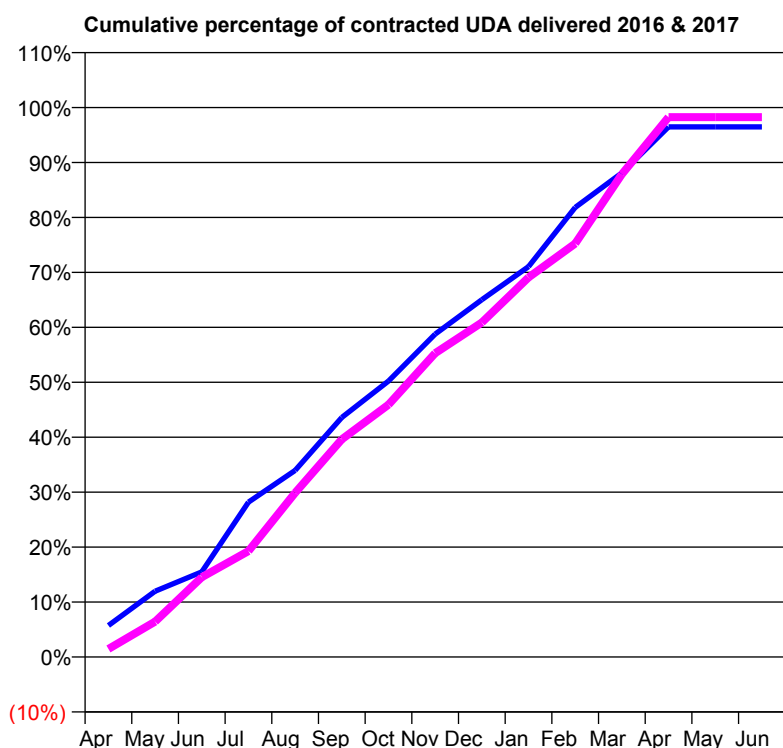
16/17 Contracted general activity (UDA)	1,990
Carry forward general activity (UDA)	70
16/17 Contracted orthodontic activity (UOA)	0
Carry forward orthodontic activity (UOA)	0
Baseline contract value	£44,221.78

ACCESS*

Patients seen in 24 months	Total	Change since previous quarter
Quarter ending March 2016	841	
Quarter ending June 2016	854	→
Quarter ending September 2016	834	↓
Quarter ending December 2016	824	↓
Quarter ending March 2017	846	↑
Variance since March 2016	0.6%	→



ACTIVITY



Adjusted Scheduled Activity (UDA)		
Month	2016	2017
April	114	29
May	238	128
June	308	289
July	561	384
August	676	595
September	868	788
October	999	914
November	1,169	1,100
December	1,294	1,212
January	1,414	1,375
February	1,628	1,497
March	1,753	1,748
April	1,920	1,955
May	1,920	1,955
June	1,920	1,955

QUALITY

	Quantity	Base Number	Contract	AT	Region	England
% of FP17s for the same patient ID Re-attending within 3 months - Children	37	804	4.6%	9.8%	11.9%	12.3%
% of FP17s for the same patient ID Re-attending within 3 months - Adults	46	484	9.5%	15.9%	16.6%	16.7%
% of FP17s for the same patient ID Re-attending between 3 & 9 months - Children	643	804	80.0%	59.0%	60.2%	57.6%
% of FP17s for the same patient ID Re-attending between 3 & 9 months - Adults	294	484	60.7%	50.5%	51.5%	50.1%
% of FP17s for Band 1 Urgent Courses	41	1,283	3.2%	9.5%	9.5%	9.1%
% of FP17s Relating to Free Repair or Replacements	1	1,283	0.1%	0.6%	0.7%	0.8%
% of FP17s Relating to Continuations	3	1,283	0.2%	1.1%	1.2%	1.2%
% of Patients satisfied with the dentistry they have received	0	0	N/A	92.4%	93.1%	92.8%
% of Patients satisfied with the time they had to wait for an appointment	0	0	N/A	89.1%	88.8%	88.7%

* This is based on patients treated on this contract for their most recent course of treatment. Figures in italics indicate the base number of FP17s or Patient Questionnaire responses are less than 100. N/A is shown where the base number of responses is less than 10 during the period. % is calculated as Quantity/Base number*100

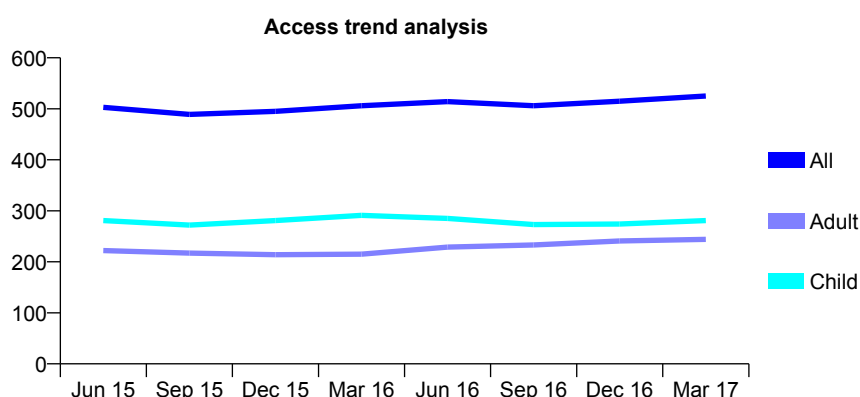
Q68 - Vital Signs At a Glance Contract Report for 228494/0002 - Year end March 2017

Name or company name	MR PJ STRAW
Contract type name	GDS Contract
Purpose of contract	General
Contract start date	31/08/2010
Contract end date	

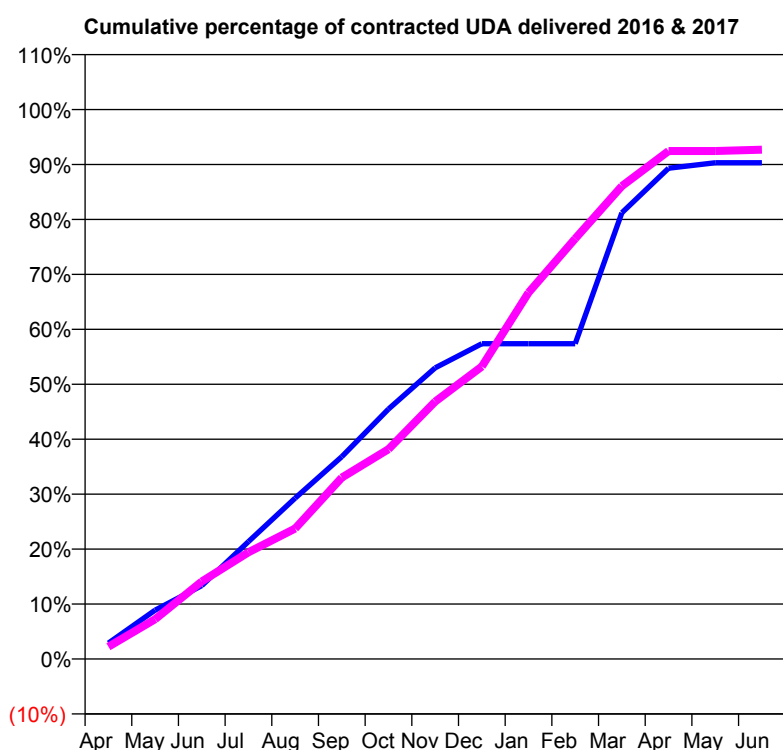
16/17 Contracted general activity (UDA)	1,215
Carry forward general activity (UDA)	0
16/17 Contracted orthodontic activity (UOA)	0
Carry forward orthodontic activity (UOA)	0
Baseline contract value	£29,598.86

ACCESS*

Patients seen in 24 months	Total	Change since previous quarter
Quarter ending March 2016	506	
Quarter ending June 2016	514	→
Quarter ending September 2016	506	↓
Quarter ending December 2016	515	→
Quarter ending March 2017	525	→
Variance since March 2016	3.8%	↑



ACTIVITY



Adjusted Scheduled Activity (UDA)		
Month	2016	2017
April	35	27
May	108	88
June	162	171
July	260	236
August	356	288
September	447	401
October	553	464
November	644	569
December	697	647
January	697	810
February	697	930
March	987	1,046
April	1,085	1,123
May	1,097	1,123
June	1,097	1,126

QUALITY

	Quantity	Base Number	Contract	AT	Region	England
% of FP17s for the same patient ID Re-attending within 3 months - Children	26	444	5.9%	9.8%	11.9%	12.3%
% of FP17s for the same patient ID Re-attending within 3 months - Adults	26	282	9.2%	15.9%	16.6%	16.7%
% of FP17s for the same patient ID Re-attending between 3 & 9 months - Children	288	444	64.9%	59.0%	60.2%	57.6%
% of FP17s for the same patient ID Re-attending between 3 & 9 months - Adults	154	282	54.6%	50.5%	51.5%	50.1%
% of FP17s for Band 1 Urgent Courses	41	702	5.8%	9.5%	9.5%	9.1%
% of FP17s Relating to Free Repair or Replacements	0	702	0.0%	0.6%	0.7%	0.8%
% of FP17s Relating to Continuations	0	702	0.0%	1.1%	1.2%	1.2%
% of Patients satisfied with the dentistry they have received	0	0	N/A	92.4%	93.1%	92.8%
% of Patients satisfied with the time they had to wait for an appointment	0	0	N/A	89.1%	88.8%	88.7%

* This is based on patients treated on this contract for their most recent course of treatment. Figures in italics indicate the base number of FP17s or Patient Questionnaire responses are less than 100. N/A is shown where the base number of responses is less than 10 during the period. % is calculated as Quantity/Base number*100

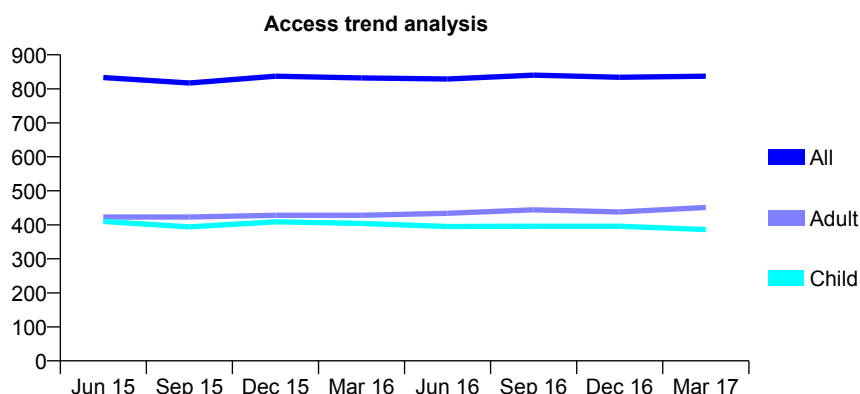
Q68 - Vital Signs At a Glance Contract Report for 229733/0001 - Year end March 2017

Name or company name	MR PJ CASSAR
Contract type name	GDS Contract
Purpose of contract	General
Contract start date	01/04/2006
Contract end date	

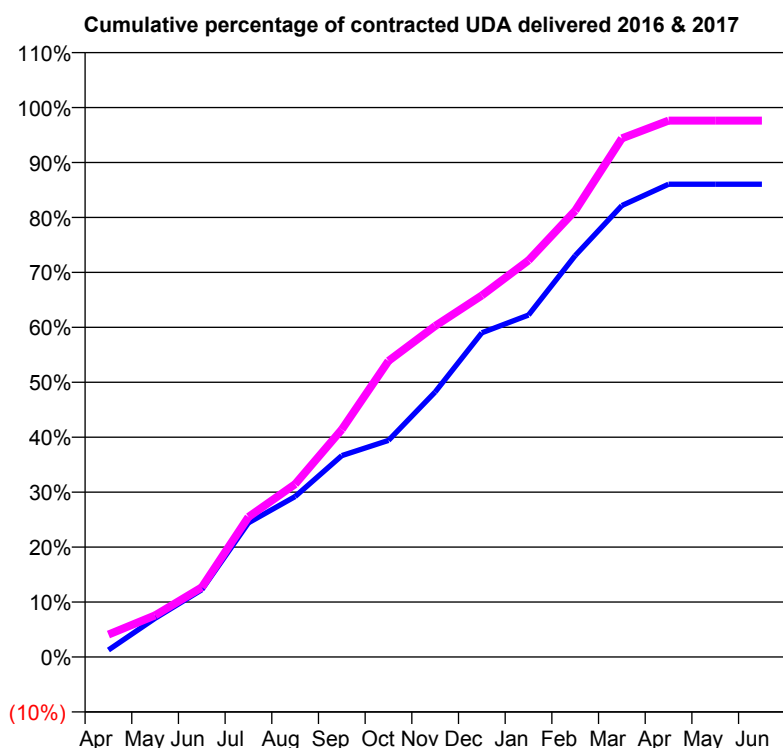
16/17 Contracted general activity (UDA)	2,800
Carry forward general activity (UDA)	0
16/17 Contracted orthodontic activity (UOA)	0
Carry forward orthodontic activity (UOA)	0
Baseline contract value	£93,728.88

ACCESS*

Patients seen in 24 months	Total	Change since previous quarter
Quarter ending March 2016	832	
Quarter ending June 2016	829	→
Quarter ending September 2016	840	→
Quarter ending December 2016	834	→
Quarter ending March 2017	837	→
Variance since March 2016	0.6%	→



ACTIVITY



Adjusted Scheduled Activity (UDA)		
Month	2016	2017
April	36	115
May	197	213
June	343	355
July	684	714
August	818	881
September	1,027	1,159
October	1,104	1,509
November	1,350	1,687
December	1,652	1,842
January	1,742	2,021
February	2,045	2,275
March	2,301	2,643
April	2,409	2,733
May	2,409	2,733
June	2,409	2,733

QUALITY

	Quantity	Base Number	Contract	AT	Region	England
% of FP17s for the same patient ID Re-attending within 3 months - Children	64	650	9.8%	9.8%	11.9%	12.3%
% of FP17s for the same patient ID Re-attending within 3 months - Adults	118	651	18.1%	15.9%	16.6%	16.7%
% of FP17s for the same patient ID Re-attending between 3 & 9 months - Children	416	650	64.0%	59.0%	60.2%	57.6%
% of FP17s for the same patient ID Re-attending between 3 & 9 months - Adults	363	651	55.8%	50.5%	51.5%	50.1%
% of FP17s for Band 1 Urgent Courses	53	1,284	4.1%	9.5%	9.5%	9.1%
% of FP17s Relating to Free Repair or Replacements	0	1,284	0.0%	0.6%	0.7%	0.8%
% of FP17s Relating to Continuations	45	1,284	3.5%	1.1%	1.2%	1.2%
% of Patients satisfied with the dentistry they have received	1	1	N/A	92.4%	93.1%	92.8%
% of Patients satisfied with the time they had to wait for an appointment	1	1	N/A	89.1%	88.8%	88.7%

* This is based on patients treated on this contract for their most recent course of treatment. Figures in italics indicate the base number of FP17s or Patient Questionnaire responses are less than 100. N/A is shown where the base number of responses is less than 10 during the period. % is calculated as Quantity/Base number*100

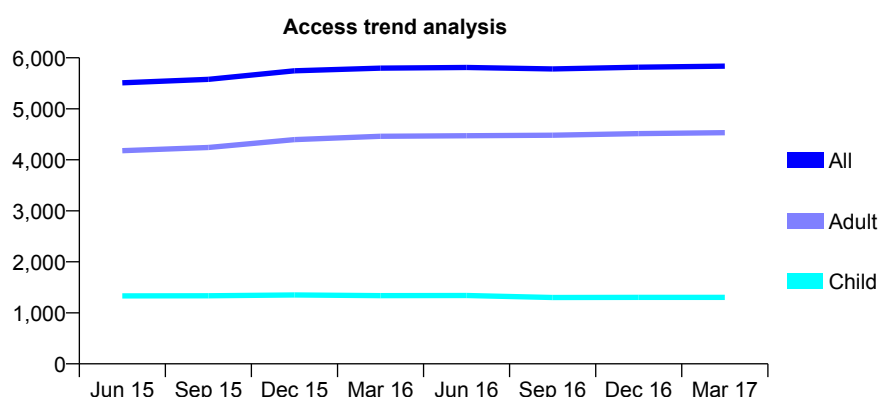
Q68 - Vital Signs At a Glance Contract Report for 234540/0001 - Year end March 2017

Name or company name	MR SN GALVIN
Contract type name	PDS Contract
Purpose of contract	General
Contract start date	01/04/2006
Contract end date	31/03/2026

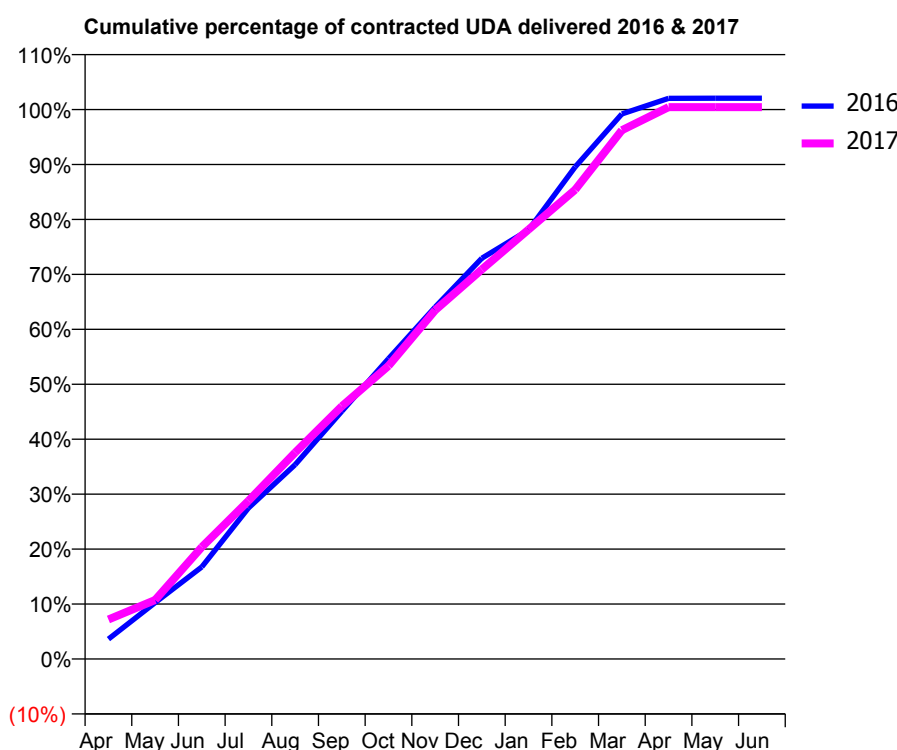
16/17 Contracted general activity (UDA)	18,053
Carry forward general activity (UDA)	-361
16/17 Contracted orthodontic activity (UOA)	0
Carry forward orthodontic activity (UOA)	0
Baseline contract value	£545,576.78

ACCESS*

Patients seen in 24 months	Total	Change since previous quarter
Quarter ending March 2016	5,798	
Quarter ending June 2016	5,811	→
Quarter ending September 2016	5,783	→
Quarter ending December 2016	5,816	→
Quarter ending March 2017	5,836	→
Variance since March 2016	0.7%	→



ACTIVITY



Adjusted Scheduled Activity (UDA)		
Month	2016	2017
April	654	1,298
May	1,850	1,939
June	3,024	3,678
July	4,962	5,196
August	6,383	6,785
September	8,136	8,302
October	9,868	9,633
November	11,564	11,460
December	13,168	12,801
January	14,096	14,110
February	16,166	15,419
March	17,909	17,372
April	18,420	18,129
May	18,422	18,130
June	18,422	18,130

QUALITY

	Quantity	Base Number	Contract	AT	Region	England
% of FP17s for the same patient ID Re-attending within 3 months - Children	149	2,179	6.8%	9.8%	11.9%	12.3%
% of FP17s for the same patient ID Re-attending within 3 months - Adults	1,452	7,655	19.0%	15.9%	16.6%	16.7%
% of FP17s for the same patient ID Re-attending between 3 & 9 months - Children	1,552	2,179	71.2%	59.0%	60.2%	57.6%
% of FP17s for the same patient ID Re-attending between 3 & 9 months - Adults	4,738	7,655	61.9%	50.5%	51.5%	50.1%
% of FP17s for Band 1 Urgent Courses	817	9,912	8.2%	9.5%	9.5%	9.1%
% of FP17s Relating to Free Repair or Replacements	248	9,912	2.5%	0.6%	0.7%	0.8%
% of FP17s Relating to Continuations	129	9,912	1.3%	1.1%	1.2%	1.2%
% of Patients satisfied with the dentistry they have received	8	9	N/A	92.4%	93.1%	92.8%
% of Patients satisfied with the time they had to wait for an appointment	9	9	N/A	89.1%	88.8%	88.7%

* This is based on patients treated on this contract for their most recent course of treatment. Figures in italics indicate the base number of FP17s or Patient Questionnaire responses are less than 100. N/A is shown where the base number of responses is less than 10 during the period. % is calculated as Quantity/Base number*100

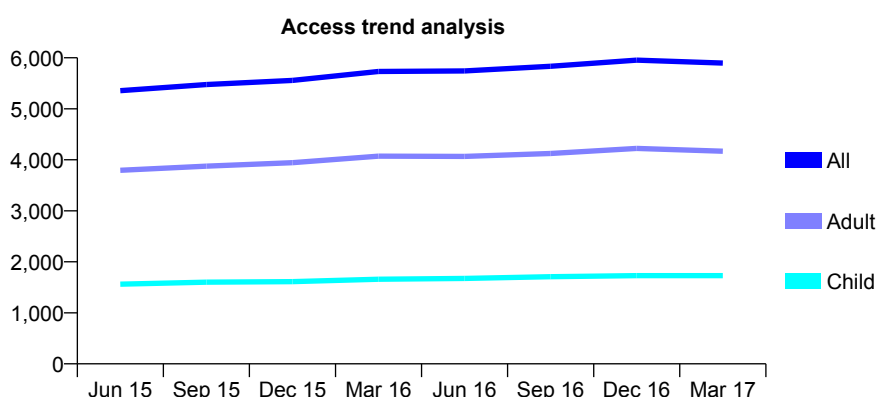
Q68 - Vital Signs At a Glance Contract Report for 234745/0001 - Year end March 2017

Name or company name	MR KH NASSER
Contract type name	GDS Contract
Purpose of contract	General
Contract start date	01/04/2006
Contract end date	

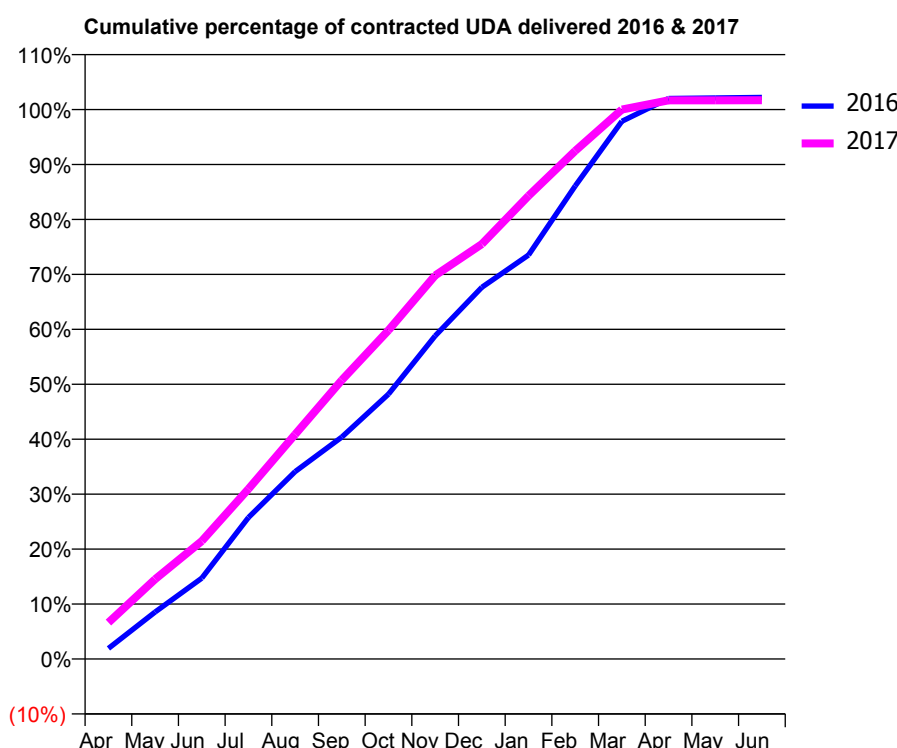
16/17 Contracted general activity (UDA)	14,942
Carry forward general activity (UDA)	-299
16/17 Contracted orthodontic activity (UOA)	0
Carry forward orthodontic activity (UOA)	0
Baseline contract value	£390,720.54

ACCESS*

Patients seen in 24 months	Total	Change since previous quarter
Quarter ending March 2016	5,731	
Quarter ending June 2016	5,742	→
Quarter ending September 2016	5,834	→
Quarter ending December 2016	5,953	↑
Quarter ending March 2017	5,898	→
Variance since March 2016	2.9%	↑



ACTIVITY



Month	Adjusted Scheduled Activity (UDA)	
	2016	2017
April	287	992
May	1,277	2,169
June	2,200	3,208
July	3,850	4,626
August	5,095	6,108
September	6,034	7,582
October	7,203	8,940
November	8,788	10,430
December	10,107	11,282
January	10,984	12,594
February	12,863	13,816
March	14,621	14,941
April	15,243	15,192
May	15,257	15,192
June	15,270	15,193

QUALITY

	Quantity	Base Number	Contract	AT	Region	England
% of FP17s for the same patient ID Re-attending within 3 months - Children	205	2,674	7.7%	9.8%	11.9%	12.3%
% of FP17s for the same patient ID Re-attending within 3 months - Adults	614	5,290	11.6%	15.9%	16.6%	16.7%
% of FP17s for the same patient ID Re-attending between 3 & 9 months - Children	1,610	2,674	60.2%	59.0%	60.2%	57.6%
% of FP17s for the same patient ID Re-attending between 3 & 9 months - Adults	2,815	5,290	53.2%	50.5%	51.5%	50.1%
% of FP17s for Band 1 Urgent Courses	590	7,781	7.6%	9.5%	9.5%	9.1%
% of FP17s Relating to Free Repair or Replacements	36	7,781	0.5%	0.6%	0.7%	0.8%
% of FP17s Relating to Continuations	30	7,781	0.4%	1.1%	1.2%	1.2%
% of Patients satisfied with the dentistry they have received	10	10	100.0%	92.4%	93.1%	92.8%
% of Patients satisfied with the time they had to wait for an appointment	9	10	90.0%	89.1%	88.8%	88.7%

* This is based on patients treated on this contract for their most recent course of treatment. Figures in italics indicate the base number of FP17s or Patient Questionnaire responses are less than 100. N/A is shown where the base number of responses is less than 10 during the period. % is calculated as Quantity/Base number*100

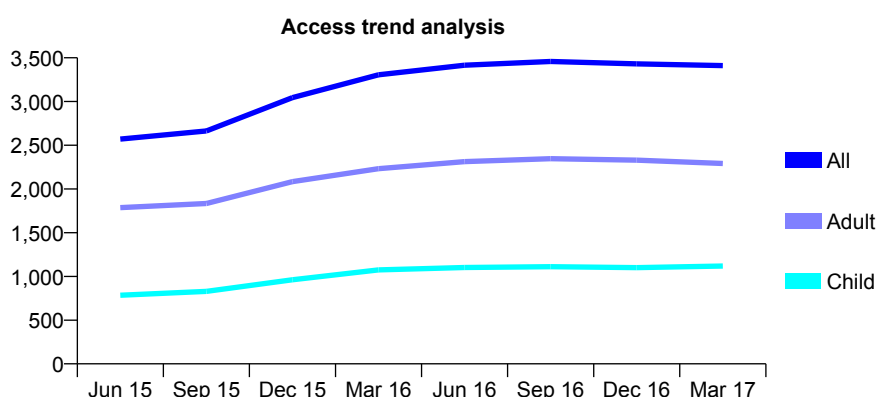
Q68 - Vital Signs At a Glance Contract Report for 238392/0001 - Year end March 2017

Name or company name	MR VS AMIN
Contract type name	GDS Contract
Purpose of contract	General
Contract start date	01/04/2006
Contract end date	

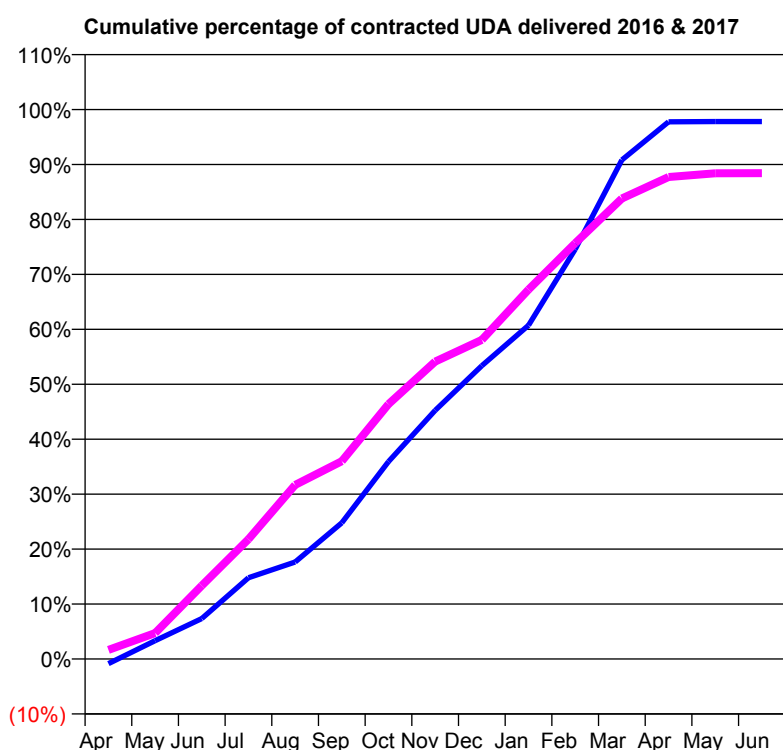
16/17 Contracted general activity (UDA)	10,100
Carry forward general activity (UDA)	340
16/17 Contracted orthodontic activity (UOA)	0
Carry forward orthodontic activity (UOA)	0
Baseline contract value	£236,490.64

ACCESS*

Patients seen in 24 months	Total	Change since previous quarter
Quarter ending March 2016	3,306	
Quarter ending June 2016	3,415	↑
Quarter ending September 2016	3,458	→
Quarter ending December 2016	3,430	→
Quarter ending March 2017	3,411	→
Variance since March 2016	3.2%	↑



ACTIVITY



Adjusted Scheduled Activity (UDA)		
Month	2016	2017
April	-74	167
May	288	476
June	636	1,350
July	1,277	2,202
August	1,524	3,200
September	2,139	3,637
October	3,101	4,684
November	3,904	5,467
December	4,605	5,867
January	5,240	6,790
February	6,435	7,644
March	7,838	8,463
April	8,437	8,860
May	8,440	8,929
June	8,440	8,930

QUALITY

	Quantity	Base Number	Contract	AT	Region	England
% of FP17s for the same patient ID Re-attending within 3 months - Children	185	1,977	9.4%	9.8%	11.9%	12.3%
% of FP17s for the same patient ID Re-attending within 3 months - Adults	700	4,079	17.2%	15.9%	16.6%	16.7%
% of FP17s for the same patient ID Re-attending between 3 & 9 months - Children	1,349	1,977	68.2%	59.0%	60.2%	57.6%
% of FP17s for the same patient ID Re-attending between 3 & 9 months - Adults	2,706	4,079	66.3%	50.5%	51.5%	50.1%
% of FP17s for Band 1 Urgent Courses	414	5,120	8.1%	9.5%	9.5%	9.1%
% of FP17s Relating to Free Repair or Replacements	4	5,120	0.1%	0.6%	0.7%	0.8%
% of FP17s Relating to Continuations	38	5,120	0.7%	1.1%	1.2%	1.2%
% of Patients satisfied with the dentistry they have received	6	7	N/A	92.4%	93.1%	92.8%
% of Patients satisfied with the time they had to wait for an appointment	6	7	N/A	89.1%	88.8%	88.7%

* This is based on patients treated on this contract for their most recent course of treatment. Figures in italics indicate the base number of FP17s or Patient Questionnaire responses are less than 100. N/A is shown where the base number of responses is less than 10 during the period. % is calculated as Quantity/Base number*100

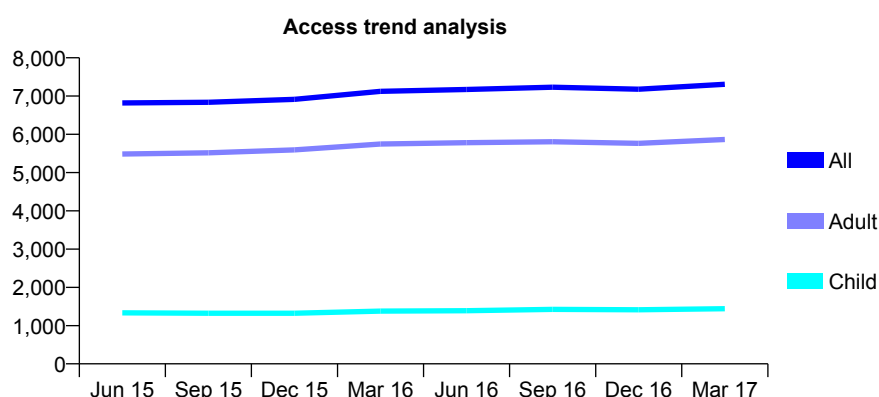
Q68 - Vital Signs At a Glance Contract Report for 238783/0003 - Year end March 2017

Name or company name	MR AN ZYBUTZ
Contract type name	GDS Contract
Purpose of contract	General
Contract start date	01/04/2006
Contract end date	

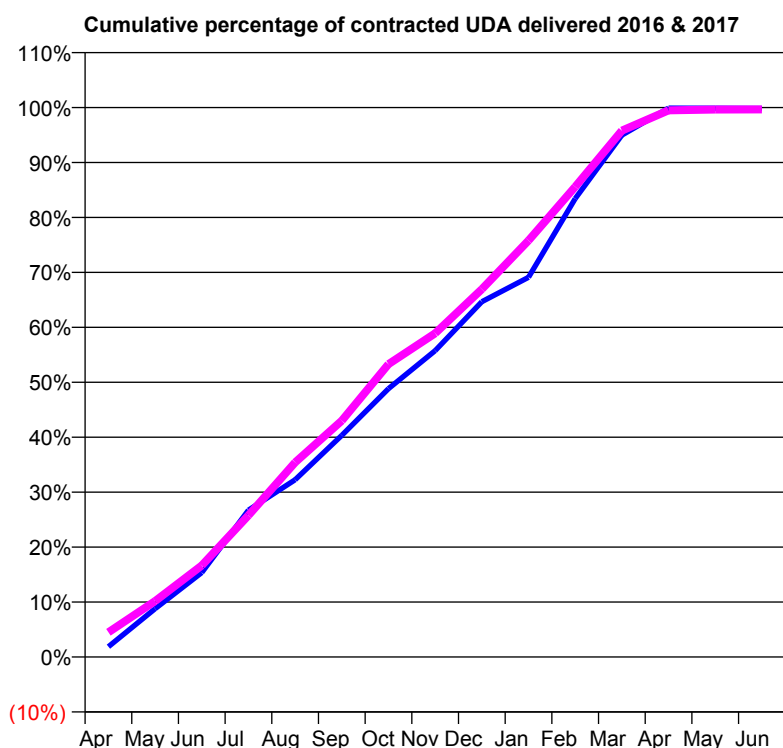
16/17 Contracted general activity (UDA)	27,623
Carry forward general activity (UDA)	44
16/17 Contracted orthodontic activity (UOA)	0
Carry forward orthodontic activity (UOA)	0
Baseline contract value	£730,768.79

ACCESS*

Patients seen in 24 months	Total	Change since previous quarter
Quarter ending March 2016	7,125	
Quarter ending June 2016	7,171	→
Quarter ending September 2016	7,230	→
Quarter ending December 2016	7,179	→
Quarter ending March 2017	7,307	→
Variance since March 2016	2.6%	↑



ACTIVITY



Adjusted Scheduled Activity (UDA)		
Month	2016	2017
April	481	1,244
May	2,256	2,812
June	3,939	4,601
July	6,850	7,123
August	8,267	9,782
September	10,338	11,878
October	12,516	14,721
November	14,286	16,271
December	16,570	18,493
January	17,704	20,938
February	21,376	23,639
March	24,331	26,460
April	25,598	27,480
May	25,593	27,522
June	25,579	27,524

QUALITY

	Quantity	Base Number	Contract	AT	Region	England
% of FP17s for the same patient ID Re-attending within 3 months - Children	138	1,898	7.3%	9.8%	11.9%	12.3%
% of FP17s for the same patient ID Re-attending within 3 months - Adults	1,480	7,967	18.6%	15.9%	16.6%	16.7%
% of FP17s for the same patient ID Re-attending between 3 & 9 months - Children	941	1,898	49.6%	59.0%	60.2%	57.6%
% of FP17s for the same patient ID Re-attending between 3 & 9 months - Adults	3,518	7,967	44.2%	50.5%	51.5%	50.1%
% of FP17s for Band 1 Urgent Courses	1,055	9,936	10.6%	9.5%	9.5%	9.1%
% of FP17s Relating to Free Repair or Replacements	126	9,936	1.3%	0.6%	0.7%	0.8%
% of FP17s Relating to Continuations	338	9,936	3.4%	1.1%	1.2%	1.2%
% of Patients satisfied with the dentistry they have received	11	12	91.7%	92.4%	93.1%	92.8%
% of Patients satisfied with the time they had to wait for an appointment	12	12	100.0%	89.1%	88.8%	88.7%

* This is based on patients treated on this contract for their most recent course of treatment. Figures in italics indicate the base number of FP17s or Patient Questionnaire responses are less than 100. N/A is shown where the base number of responses is less than 10 during the period. % is calculated as Quantity/Base number*100

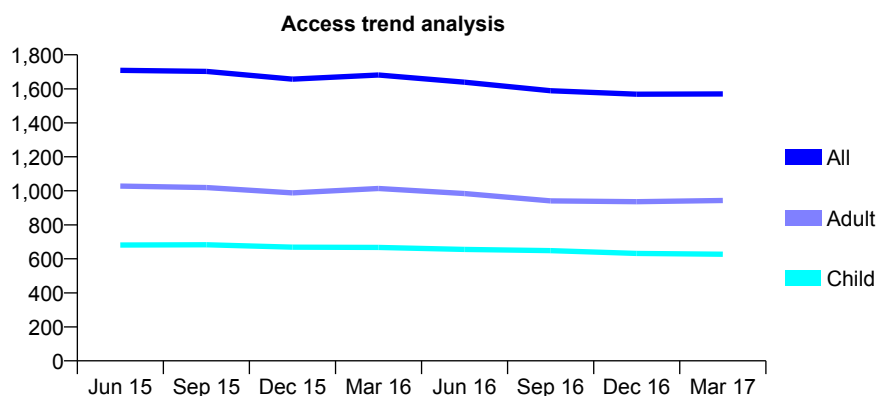
Q68 - Vital Signs At a Glance Contract Report for 239410/0001 - Year end March 2017

Name or company name	MR DB DEWSON
Contract type name	GDS Contract
Purpose of contract	General
Contract start date	01/04/2006
Contract end date	

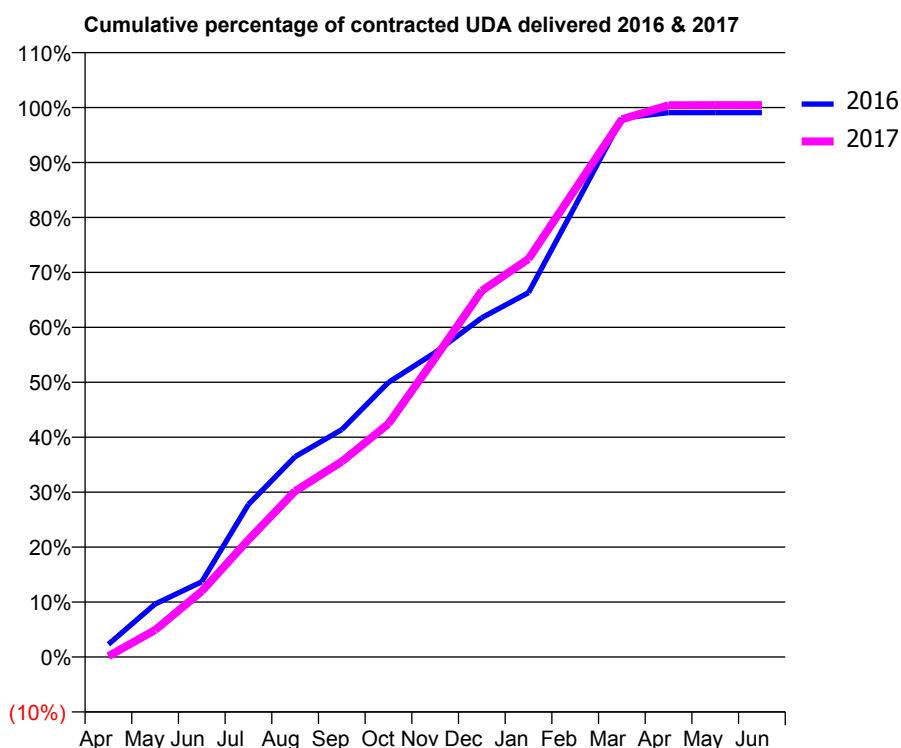
16/17 Contracted general activity (UDA)	5,806
Carry forward general activity (UDA)	54
16/17 Contracted orthodontic activity (UOA)	0
Carry forward orthodontic activity (UOA)	0
Baseline contract value	£142,716.15

ACCESS*

Patients seen in 24 months	Total	Change since previous quarter
Quarter ending March 2016	1,681	
Quarter ending June 2016	1,639	↓
Quarter ending September 2016	1,589	↓
Quarter ending December 2016	1,568	↓
Quarter ending March 2017	1,570	→
Variance since March 2016	(6.6%)	↓



ACTIVITY



Month	Adjusted Scheduled Activity (UDA)	
	2016	2017
April	135	9
May	560	285
June	795	696
July	1,612	1,239
August	2,117	1,754
September	2,403	2,065
October	2,902	2,465
November	3,217	3,159
December	3,585	3,870
January	3,850	4,206
February	4,767	4,943
March	5,692	5,681
April	5,752	5,829
May	5,752	5,831
June	5,752	5,831

QUALITY

	Quantity	Base Number	Contract	AT	Region	England
% of FP17s for the same patient ID Re-attending within 3 months - Children	34	637	5.3%	9.8%	11.9%	12.3%
% of FP17s for the same patient ID Re-attending within 3 months - Adults	79	877	9.0%	15.9%	16.6%	16.7%
% of FP17s for the same patient ID Re-attending between 3 & 9 months - Children	194	637	30.5%	59.0%	60.2%	57.6%
% of FP17s for the same patient ID Re-attending between 3 & 9 months - Adults	274	877	31.2%	50.5%	51.5%	50.1%
% of FP17s for Band 1 Urgent Courses	0	1,536	0.0%	9.5%	9.5%	9.1%
% of FP17s Relating to Free Repair or Replacements	5	1,536	0.3%	0.6%	0.7%	0.8%
% of FP17s Relating to Continuations	55	1,536	3.6%	1.1%	1.2%	1.2%
% of Patients satisfied with the dentistry they have received	5	5	N/A	92.4%	93.1%	92.8%
% of Patients satisfied with the time they had to wait for an appointment	5	5	N/A	89.1%	88.8%	88.7%

* This is based on patients treated on this contract for their most recent course of treatment. Figures in italics indicate the base number of FP17s or Patient Questionnaire responses are less than 100. N/A is shown where the base number of responses is less than 10 during the period. % is calculated as Quantity/Base number*100

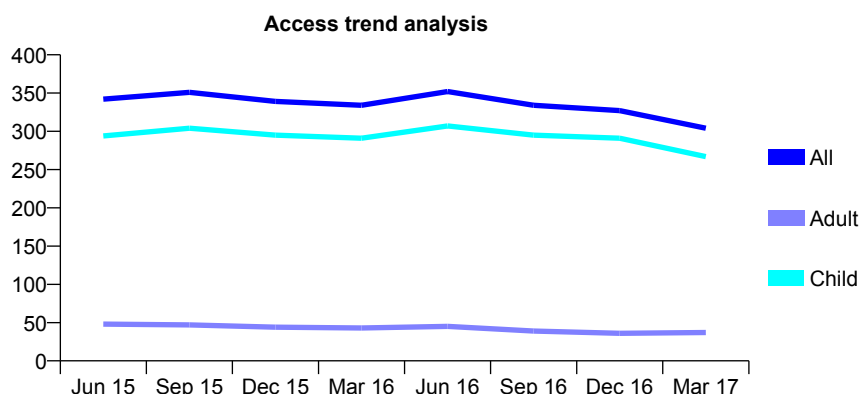
Q68 - Vital Signs At a Glance Contract Report for 239437/0001 - Year end March 2017

Name or company name	MR JT DOWNEY
Contract type name	GDS Contract
Purpose of contract	General
Contract start date	01/04/2006
Contract end date	

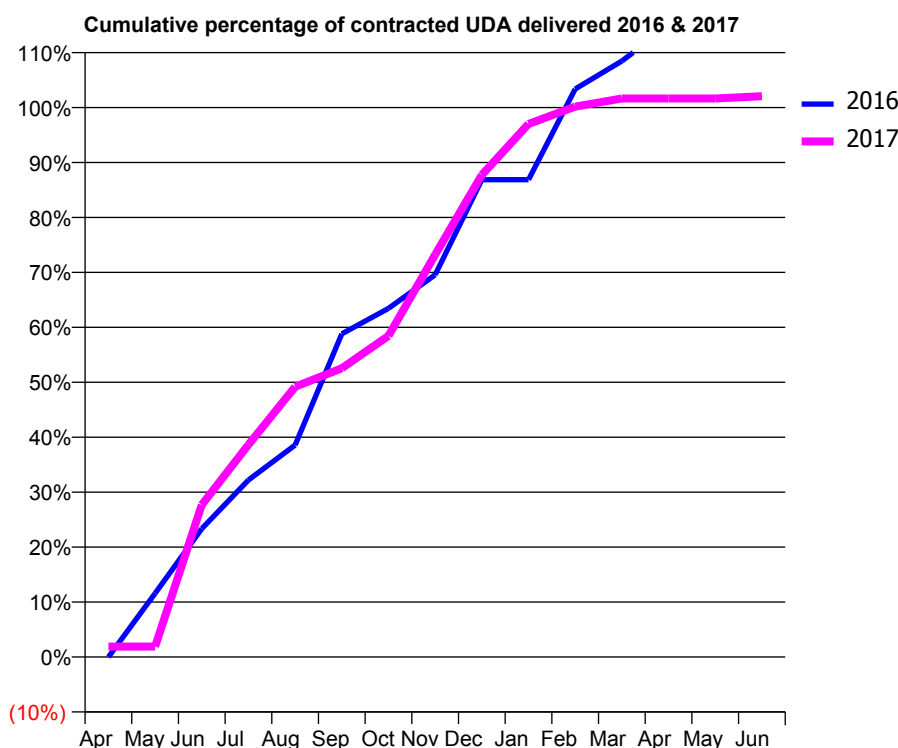
16/17 Contracted general activity (UDA)	475
Carry forward general activity (UDA)	-9
16/17 Contracted orthodontic activity (UOA)	0
Carry forward orthodontic activity (UOA)	0
Baseline contract value	£12,675.78

ACCESS*

Patients seen in 24 months	Total	Change since previous quarter
Quarter ending March 2016	334	
Quarter ending June 2016	352	↑
Quarter ending September 2016	334	↓
Quarter ending December 2016	327	↓
Quarter ending March 2017	304	↓
Variance since March 2016	(9.0%)	↓



ACTIVITY



Adjusted Scheduled Activity (UDA)		
Month	2016	2017
April	0	9
May	55	9
June	111	132
July	153	184
August	183	234
September	279	250
October	301	278
November	330	348
December	413	417
January	413	461
February	491	476
March	515	483
April	545	483
May	545	483
June	548	485

QUALITY

	Quantity	Base Number	Contract	AT	Region	England
% of FP17s for the same patient ID Re-attending within 3 months - Children	10	427	2.3%	9.8%	11.9%	12.3%
% of FP17s for the same patient ID Re-attending within 3 months - Adults	0	16	0.0%	15.9%	16.6%	16.7%
% of FP17s for the same patient ID Re-attending between 3 & 9 months - Children	324	427	75.9%	59.0%	60.2%	57.6%
% of FP17s for the same patient ID Re-attending between 3 & 9 months - Adults	13	16	81.3%	50.5%	51.5%	50.1%
% of FP17s for Band 1 Urgent Courses	4	416	1.0%	9.5%	9.5%	9.1%
% of FP17s Relating to Free Repair or Replacements	0	416	0.0%	0.6%	0.7%	0.8%
% of FP17s Relating to Continuations	0	416	0.0%	1.1%	1.2%	1.2%
% of Patients satisfied with the dentistry they have received	0	0	N/A	92.4%	93.1%	92.8%
% of Patients satisfied with the time they had to wait for an appointment	0	0	N/A	89.1%	88.8%	88.7%

* This is based on patients treated on this contract for their most recent course of treatment. Figures in italics indicate the base number of FP17s or Patient Questionnaire responses are less than 100. N/A is shown where the base number of responses is less than 10 during the period. % is calculated as Quantity/Base number*100

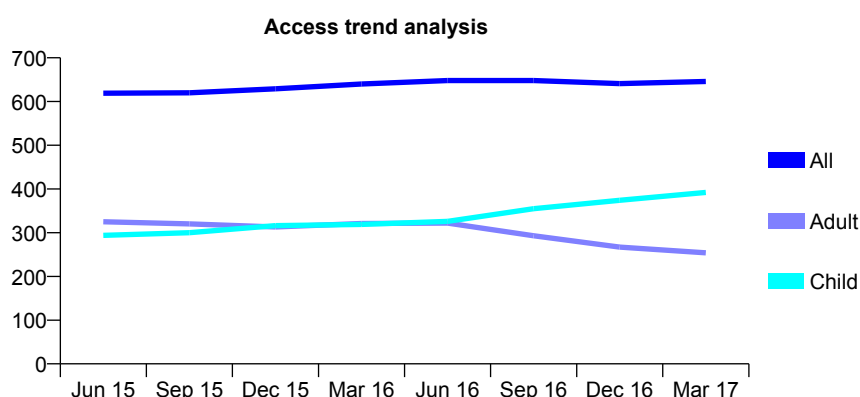
Q68 - Vital Signs At a Glance Contract Report for 239461/0001 - Year end March 2017

Name or company name	MR SW GREAVES
Contract type name	GDS Contract
Purpose of contract	General
Contract start date	18/06/2012
Contract end date	

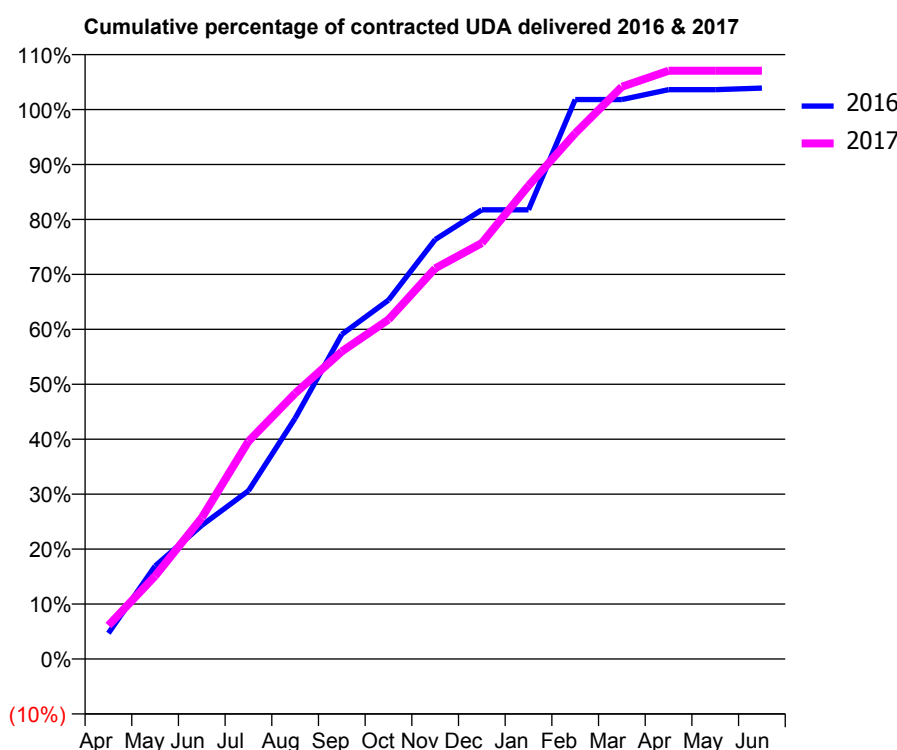
16/17 Contracted general activity (UDA)	1,000
Carry forward general activity (UDA)	-20
16/17 Contracted orthodontic activity (UOA)	0
Carry forward orthodontic activity (UOA)	0
Baseline contract value	£22,226.14

ACCESS*

Patients seen in 24 months	Total	Change since previous quarter
Quarter ending March 2016	640	
Quarter ending June 2016	648	→
Quarter ending September 2016	648	→
Quarter ending December 2016	641	↓
Quarter ending March 2017	646	→
Variance since March 2016	0.9%	→



ACTIVITY



Adjusted Scheduled Activity (UDA)		
Month	2016	2017
April	47	61
May	169	151
June	243	257
July	306	396
August	438	484
September	591	560
October	653	618
November	763	711
December	817	757
January	817	861
February	1,018	957
March	1,018	1,041
April	1,036	1,071
May	1,036	1,071
June	1,039	1,071

QUALITY

	Quantity	Base Number	Contract	AT	Region	England
% of FP17s for the same patient ID Re-attending within 3 months - Children	34	628	5.4%	9.8%	11.9%	12.3%
% of FP17s for the same patient ID Re-attending within 3 months - Adults	15	158	9.5%	15.9%	16.6%	16.7%
% of FP17s for the same patient ID Re-attending between 3 & 9 months - Children	368	628	58.6%	59.0%	60.2%	57.6%
% of FP17s for the same patient ID Re-attending between 3 & 9 months - Adults	82	158	51.9%	50.5%	51.5%	50.1%
% of FP17s for Band 1 Urgent Courses	13	790	1.6%	9.5%	9.5%	9.1%
% of FP17s Relating to Free Repair or Replacements	0	790	0.0%	0.6%	0.7%	0.8%
% of FP17s Relating to Continuations	0	790	0.0%	1.1%	1.2%	1.2%
% of Patients satisfied with the dentistry they have received	0	0	N/A	92.4%	93.1%	92.8%
% of Patients satisfied with the time they had to wait for an appointment	0	0	N/A	89.1%	88.8%	88.7%

* This is based on patients treated on this contract for their most recent course of treatment. Figures in italics indicate the base number of FP17s or Patient Questionnaire responses are less than 100. N/A is shown where the base number of responses is less than 10 during the period. % is calculated as Quantity/Base number*100

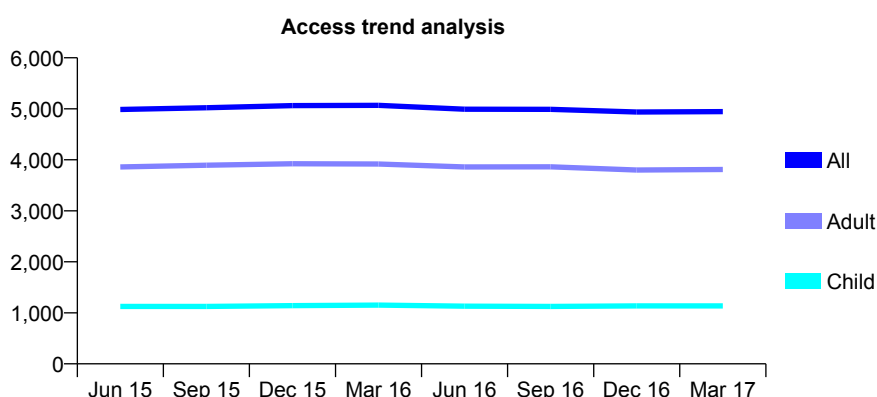
Q68 - Vital Signs At a Glance Contract Report for 241423/0002 - Year end March 2017

Name or company name	MR R SIVA
Contract type name	GDS Contract
Purpose of contract	General
Contract start date	01/12/2007
Contract end date	

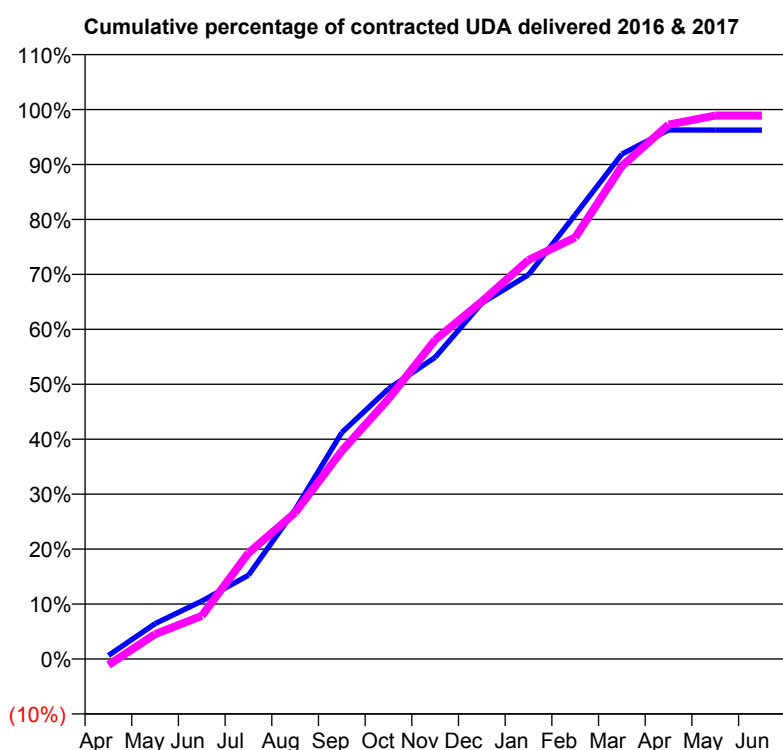
16/17 Contracted general activity (UDA)	13,800
Carry forward general activity (UDA)	460
16/17 Contracted orthodontic activity (UOA)	0
Carry forward orthodontic activity (UOA)	0
Baseline contract value	£325,608.07

ACCESS*

Patients seen in 24 months	Total	Change since previous quarter
Quarter ending March 2016	5,068	
Quarter ending June 2016	4,991	↓
Quarter ending September 2016	4,989	→
Quarter ending December 2016	4,936	↓
Quarter ending March 2017	4,946	→
Variance since March 2016	(2.4%)	↓



ACTIVITY



Adjusted Scheduled Activity (UDA)		
Month	2016	2017
April	96	-153
May	973	624
June	1,594	1,082
July	2,301	2,665
August	4,102	3,675
September	6,223	5,226
October	7,424	6,532
November	8,292	8,017
December	9,783	8,980
January	10,560	10,021
February	12,209	10,587
March	13,873	12,379
April	14,537	13,420
May	14,533	13,649
June	14,533	13,649

QUALITY

	Quantity	Base Number	Contract	AT	Region	England
% of FP17s for the same patient ID Re-attending within 3 months - Children	93	1,285	7.2%	9.8%	11.9%	12.3%
% of FP17s for the same patient ID Re-attending within 3 months - Adults	751	4,454	16.9%	15.9%	16.6%	16.7%
% of FP17s for the same patient ID Re-attending between 3 & 9 months - Children	493	1,285	38.4%	59.0%	60.2%	57.6%
% of FP17s for the same patient ID Re-attending between 3 & 9 months - Adults	1,609	4,454	36.1%	50.5%	51.5%	50.1%
% of FP17s for Band 1 Urgent Courses	619	5,897	10.5%	9.5%	9.5%	9.1%
% of FP17s Relating to Free Repair or Replacements	0	5,897	0.0%	0.6%	0.7%	0.8%
% of FP17s Relating to Continuations	31	5,897	0.5%	1.1%	1.2%	1.2%
% of Patients satisfied with the dentistry they have received	27	28	96.4%	92.4%	93.1%	92.8%
% of Patients satisfied with the time they had to wait for an appointment	27	28	96.4%	89.1%	88.8%	88.7%

* This is based on patients treated on this contract for their most recent course of treatment. Figures in italics indicate the base number of FP17s or Patient Questionnaire responses are less than 100. N/A is shown where the base number of responses is less than 10 during the period. % is calculated as Quantity/Base number*100

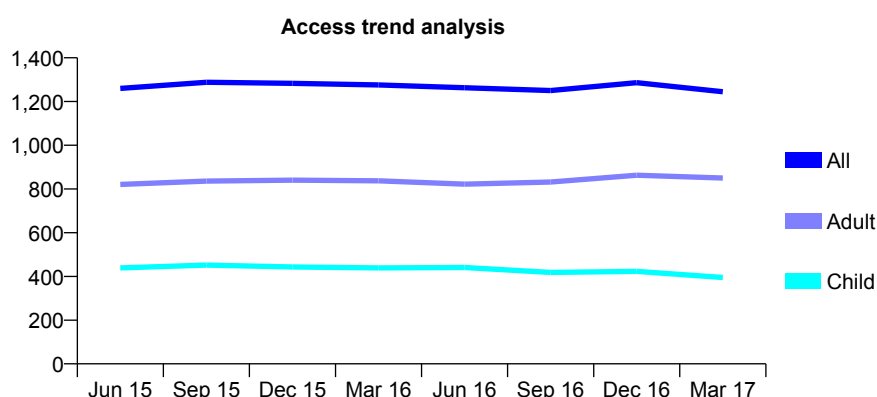
Q68 - Vital Signs At a Glance Contract Report for 245003/0001 - Year end March 2017

Name or company name	MR K ABODI
Contract type name	GDS Contract
Purpose of contract	General
Contract start date	01/04/2006
Contract end date	

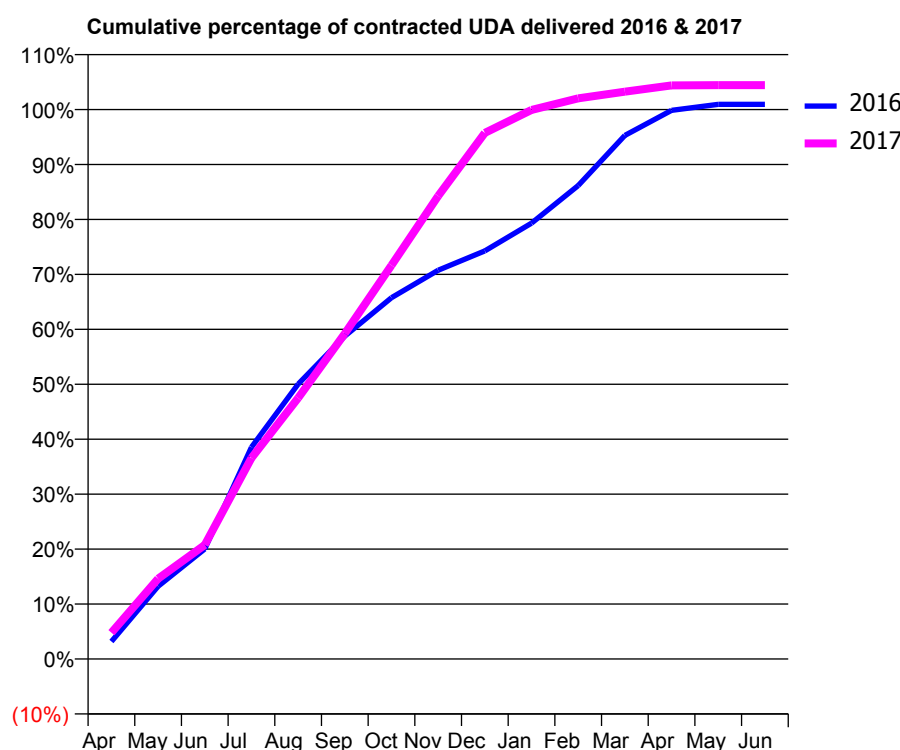
16/17 Contracted general activity (UDA)	2,477
Carry forward general activity (UDA)	-23
16/17 Contracted orthodontic activity (UOA)	0
Carry forward orthodontic activity (UOA)	0
Baseline contract value	£60,593.98

ACCESS*

Patients seen in 24 months	Total	Change since previous quarter
Quarter ending March 2016	1,276	
Quarter ending June 2016	1,263	↓
Quarter ending September 2016	1,250	↓
Quarter ending December 2016	1,286	↑
Quarter ending March 2017	1,245	↓
Variance since March 2016	(2.4%)	↓



ACTIVITY



Adjusted Scheduled Activity (UDA)		
Month	2016	2017
April	79	119
May	328	362
June	496	514
July	955	906
August	1,239	1,177
September	1,456	1,467
October	1,628	1,775
November	1,752	2,087
December	1,840	2,372
January	1,965	2,475
February	2,134	2,527
March	2,360	2,558
April	2,473	2,586
May	2,500	2,587
June	2,500	2,587

QUALITY

	Quantity	Base Number	Contract	AT	Region	England
% of FP17s for the same patient ID Re-attending within 3 months - Children	20	485	4.1%	9.8%	11.9%	12.3%
% of FP17s for the same patient ID Re-attending within 3 months - Adults	93	992	9.4%	15.9%	16.6%	16.7%
% of FP17s for the same patient ID Re-attending between 3 & 9 months - Children	280	485	57.7%	59.0%	60.2%	57.6%
% of FP17s for the same patient ID Re-attending between 3 & 9 months - Adults	412	992	41.5%	50.5%	51.5%	50.1%
% of FP17s for Band 1 Urgent Courses	74	1,429	5.2%	9.5%	9.5%	9.1%
% of FP17s Relating to Free Repair or Replacements	4	1,429	0.3%	0.6%	0.7%	0.8%
% of FP17s Relating to Continuations	7	1,429	0.5%	1.1%	1.2%	1.2%
% of Patients satisfied with the dentistry they have received	4	4	N/A	92.4%	93.1%	92.8%
% of Patients satisfied with the time they had to wait for an appointment	4	4	N/A	89.1%	88.8%	88.7%

* This is based on patients treated on this contract for their most recent course of treatment. Figures in italics indicate the base number of FP17s or Patient Questionnaire responses are less than 100. N/A is shown where the base number of responses is less than 10 during the period. % is calculated as Quantity/Base number*100

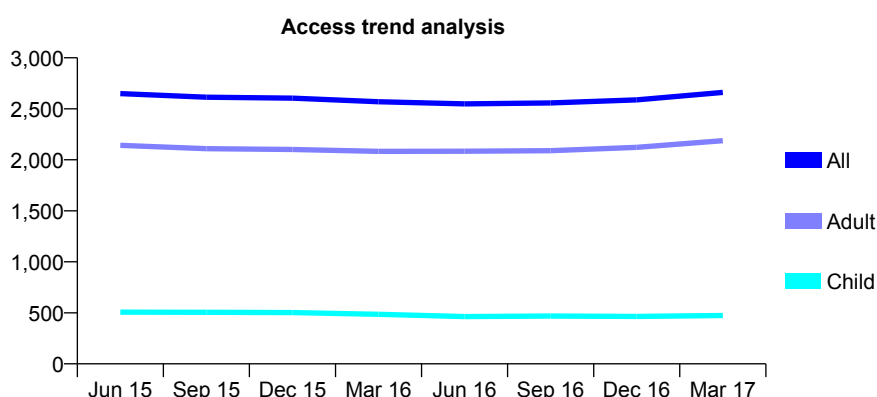
Q68 - Vital Signs At a Glance Contract Report for 249599/0001 - Year end March 2017

Name or company name	Mr Ambrose Ebhohimen
Contract type name	GDS Contract
Purpose of contract	General
Contract start date	01/04/2006
Contract end date	

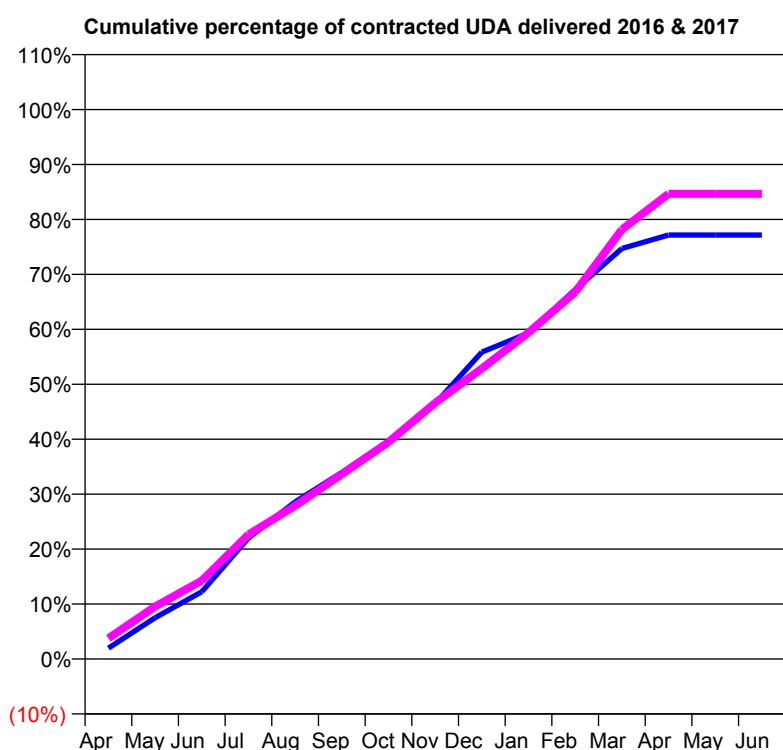
16/17 Contracted general activity (UDA)	9,545
Carry forward general activity (UDA)	0
16/17 Contracted orthodontic activity (UOA)	0
Carry forward orthodontic activity (UOA)	0
Baseline contract value	£211,862.33

ACCESS*

Patients seen in 24 months	Total	Change since previous quarter
Quarter ending March 2016	2,569	
Quarter ending June 2016	2,548	→
Quarter ending September 2016	2,557	→
Quarter ending December 2016	2,587	→
Quarter ending March 2017	2,661	↑
Variance since March 2016	3.6%	↑



ACTIVITY



Adjusted Scheduled Activity (UDA)		
Month	2016	2017
April	189	359
May	713	912
June	1,162	1,360
July	2,088	2,161
August	2,713	2,660
September	3,220	3,208
October	3,755	3,767
November	4,409	4,449
December	5,299	5,045
January	5,627	5,670
February	6,378	6,372
March	7,087	7,460
April	7,320	8,080
May	7,320	8,080
June	7,320	8,081

QUALITY

	Quantity	Base Number	Contract	AT	Region	England
% of FP17s for the same patient ID Re-attending within 3 months - Children	32	637	5.0%	9.8%	11.9%	12.3%
% of FP17s for the same patient ID Re-attending within 3 months - Adults	438	2,977	14.7%	15.9%	16.6%	16.7%
% of FP17s for the same patient ID Re-attending between 3 & 9 months - Children	348	637	54.6%	59.0%	60.2%	57.6%
% of FP17s for the same patient ID Re-attending between 3 & 9 months - Adults	1,515	2,977	50.9%	50.5%	51.5%	50.1%
% of FP17s for Band 1 Urgent Courses	254	3,670	6.9%	9.5%	9.5%	9.1%
% of FP17s Relating to Free Repair or Replacements	32	3,670	0.9%	0.6%	0.7%	0.8%
% of FP17s Relating to Continuations	62	3,670	1.7%	1.1%	1.2%	1.2%
% of Patients satisfied with the dentistry they have received	16	17	94.1%	92.4%	93.1%	92.8%
% of Patients satisfied with the time they had to wait for an appointment	16	17	94.1%	89.1%	88.8%	88.7%

* This is based on patients treated on this contract for their most recent course of treatment. Figures in italics indicate the base number of FP17s or Patient Questionnaire responses are less than 100. N/A is shown where the base number of responses is less than 10 during the period. % is calculated as Quantity/Base number*100

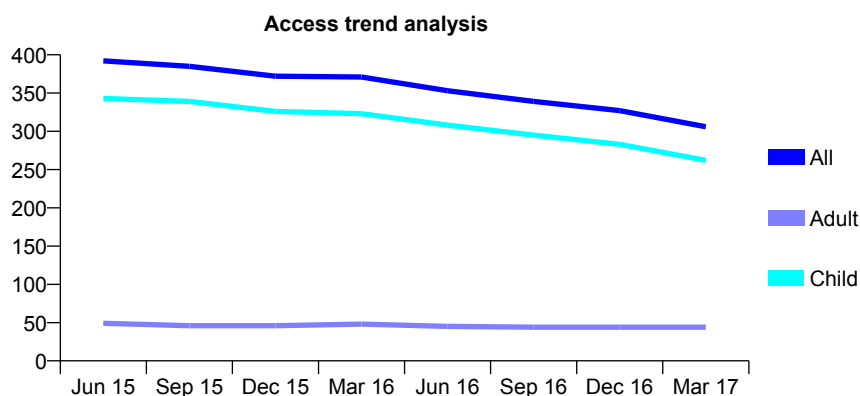
Q68 - Vital Signs At a Glance Contract Report for 250414/0001 - Year end March 2017

Name or company name	MRS EL CLAYTON-JONES
Contract type name	GDS Contract
Purpose of contract	General
Contract start date	01/12/2011
Contract end date	

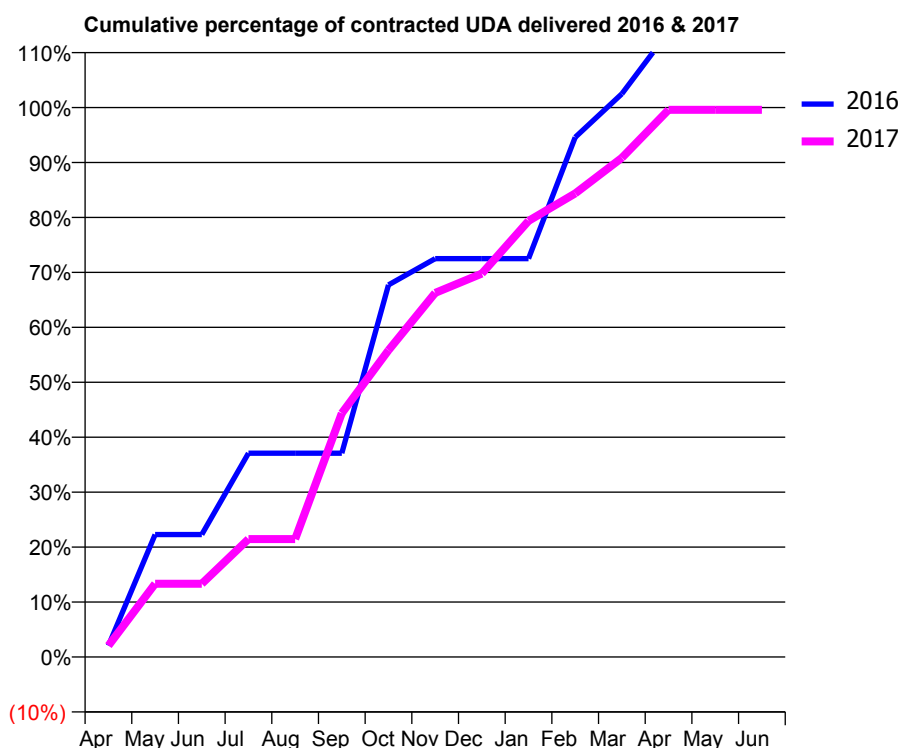
16/17 Contracted general activity (UDA)	480
Carry forward general activity (UDA)	-10
16/17 Contracted orthodontic activity (UOA)	0
Carry forward orthodontic activity (UOA)	0
Baseline contract value	£10,666.04

ACCESS*

Patients seen in 24 months	Total	Change since previous quarter
Quarter ending March 2016	371	
Quarter ending June 2016	353	↓
Quarter ending September 2016	339	↓
Quarter ending December 2016	327	↓
Quarter ending March 2017	306	↓
Variance since March 2016	(17.5%)	↓



ACTIVITY



Adjusted Scheduled Activity (UDA)		
Month	2016	2017
April	10	10
May	107	64
June	107	64
July	178	103
August	178	103
September	178	213
October	325	268
November	348	318
December	348	335
January	348	381
February	454	405
March	492	436
April	546	478
May	546	478
June	546	478

QUALITY

	Quantity	Base Number	Contract	AT	Region	England
% of FP17s for the same patient ID Re-attending within 3 months - Children	13	415	3.1%	9.8%	11.9%	12.3%
% of FP17s for the same patient ID Re-attending within 3 months - Adults	0	13	0.0%	15.9%	16.6%	16.7%
% of FP17s for the same patient ID Re-attending between 3 & 9 months - Children	311	415	74.9%	59.0%	60.2%	57.6%
% of FP17s for the same patient ID Re-attending between 3 & 9 months - Adults	9	13	69.2%	50.5%	51.5%	50.1%
% of FP17s for Band 1 Urgent Courses	0	418	0.0%	9.5%	9.5%	9.1%
% of FP17s Relating to Free Repair or Replacements	0	418	0.0%	0.6%	0.7%	0.8%
% of FP17s Relating to Continuations	0	418	0.0%	1.1%	1.2%	1.2%
% of Patients satisfied with the dentistry they have received	0	0	N/A	92.4%	93.1%	92.8%
% of Patients satisfied with the time they had to wait for an appointment	0	0	N/A	89.1%	88.8%	88.7%

* This is based on patients treated on this contract for their most recent course of treatment. Figures in italics indicate the base number of FP17s or Patient Questionnaire responses are less than 100. N/A is shown where the base number of responses is less than 10 during the period. % is calculated as Quantity/Base number*100

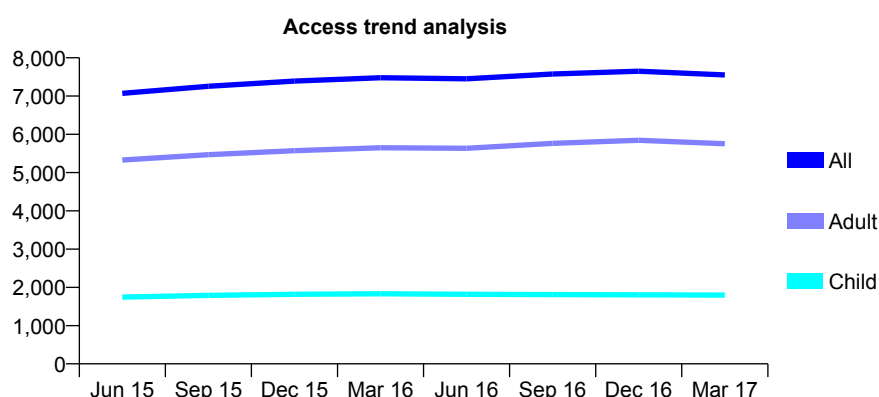
Q68 - Vital Signs At a Glance Contract Report for 251739/0001 - Year end March 2017

Name or company name	MS BS BHATT
Contract type name	GDS Contract
Purpose of contract	General
Contract start date	01/04/2006
Contract end date	

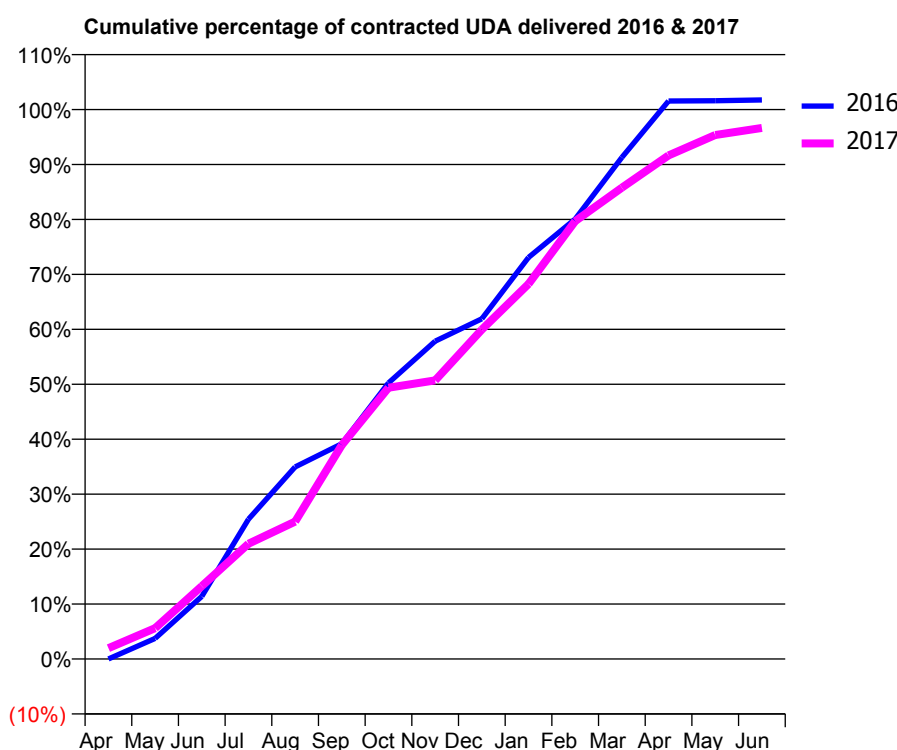
16/17 Contracted general activity (UDA)	16,944
Carry forward general activity (UDA)	-295
16/17 Contracted orthodontic activity (UOA)	0
Carry forward orthodontic activity (UOA)	0
Baseline contract value	£376,529.59

ACCESS*

Patients seen in 24 months	Total	Change since previous quarter
Quarter ending March 2016	7,480	
Quarter ending June 2016	7,451	→
Quarter ending September 2016	7,575	→
Quarter ending December 2016	7,648	→
Quarter ending March 2017	7,552	↓
Variance since March 2016	1.0%	→



ACTIVITY



Month	Adjusted Scheduled Activity (UDA)	
	2016	2017
April	0	335
May	637	953
June	1,929	2,248
July	4,311	3,556
August	5,924	4,237
September	6,637	6,597
October	8,515	8,365
November	9,801	8,590
December	10,492	10,156
January	12,381	11,564
February	13,569	13,500
March	15,467	14,534
April	17,207	15,529
May	17,212	16,156
June	17,239	16,376

QUALITY

	Quantity	Base Number	Contract	AT	Region	England
% of FP17s for the same patient ID Re-attending within 3 months - Children	221	2,464	9.0%	9.8%	11.9%	12.3%
% of FP17s for the same patient ID Re-attending within 3 months - Adults	1,136	7,091	16.0%	15.9%	16.6%	16.7%
% of FP17s for the same patient ID Re-attending between 3 & 9 months - Children	1,346	2,464	54.6%	59.0%	60.2%	57.6%
% of FP17s for the same patient ID Re-attending between 3 & 9 months - Adults	3,329	7,091	46.9%	50.5%	51.5%	50.1%
% of FP17s for Band 1 Urgent Courses	891	9,601	9.3%	9.5%	9.5%	9.1%
% of FP17s Relating to Free Repair or Replacements	55	9,601	0.6%	0.6%	0.7%	0.8%
% of FP17s Relating to Continuations	98	9,601	1.0%	1.1%	1.2%	1.2%
% of Patients satisfied with the dentistry they have received	16	16	100.0%	92.4%	93.1%	92.8%
% of Patients satisfied with the time they had to wait for an appointment	14	16	87.5%	89.1%	88.8%	88.7%

* This is based on patients treated on this contract for their most recent course of treatment. Figures in italics indicate the base number of FP17s or Patient Questionnaire responses are less than 100. N/A is shown where the base number of responses is less than 10 during the period. % is calculated as Quantity/Base number*100

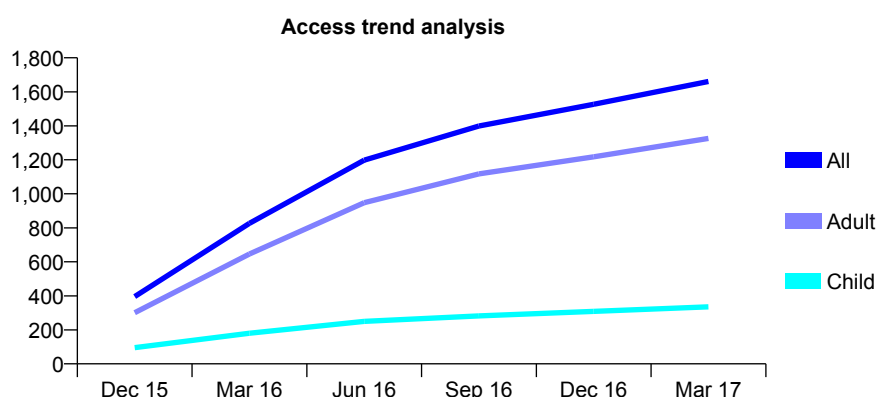
Q68 - Vital Signs At a Glance Contract Report for 252247/0001 - Year end March 2017

Name or company name	MR DI MIHAYLOV
Contract type name	GDS Contract
Purpose of contract	General
Contract start date	01/10/2015
Contract end date	

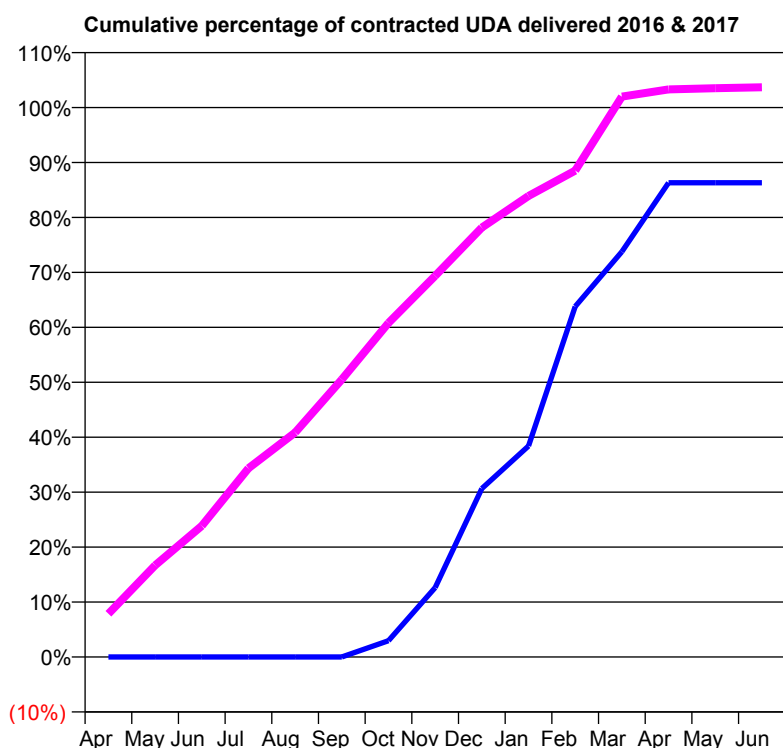
16/17 Contracted general activity (UDA)	6,490
Carry forward general activity (UDA)	-130
16/17 Contracted orthodontic activity (UOA)	0
Carry forward orthodontic activity (UOA)	0
Baseline contract value	£149,183.35

ACCESS*

Patients seen in 24 months	Total	Change since previous quarter
Quarter ending March 2016	826	
Quarter ending June 2016	1,198	↑
Quarter ending September 2016	1,399	↑
Quarter ending December 2016	1,527	↑
Quarter ending March 2017	1,661	↑
Variance since March 2016	101.1%	↑



ACTIVITY



Month	Adjusted Scheduled Activity (UDA)	
	2016	2017
April	0	511
May	0	1,083
June	0	1,549
July	0	2,229
August	0	2,651
September	0	3,279
October	113	3,945
November	479	4,502
December	1,161	5,072
January	1,454	5,445
February	2,415	5,745
March	2,793	6,618
April	3,268	6,704
May	3,268	6,719
June	3,268	6,729

QUALITY

	Quantity	Base Number	Contract	AT	Region	England
% of FP17s for the same patient ID Re-attending within 3 months - Children	44	479	9.2%	9.8%	11.9%	12.3%
% of FP17s for the same patient ID Re-attending within 3 months - Adults	309	1,924	16.1%	15.9%	16.6%	16.7%
% of FP17s for the same patient ID Re-attending between 3 & 9 months - Children	202	479	42.2%	59.0%	60.2%	57.6%
% of FP17s for the same patient ID Re-attending between 3 & 9 months - Adults	793	1,924	41.2%	50.5%	51.5%	50.1%
% of FP17s for Band 1 Urgent Courses	169	2,281	7.4%	9.5%	9.5%	9.1%
% of FP17s Relating to Free Repair or Replacements	25	2,281	1.1%	0.6%	0.7%	0.8%
% of FP17s Relating to Continuations	108	2,281	4.7%	1.1%	1.2%	1.2%
% of Patients satisfied with the dentistry they have received	3	3	N/A	92.4%	93.1%	92.8%
% of Patients satisfied with the time they had to wait for an appointment	3	3	N/A	89.1%	88.8%	88.7%

* This is based on patients treated on this contract for their most recent course of treatment. Figures in italics indicate the base number of FP17s or Patient Questionnaire responses are less than 100. N/A is shown where the base number of responses is less than 10 during the period. % is calculated as Quantity/Base number*100

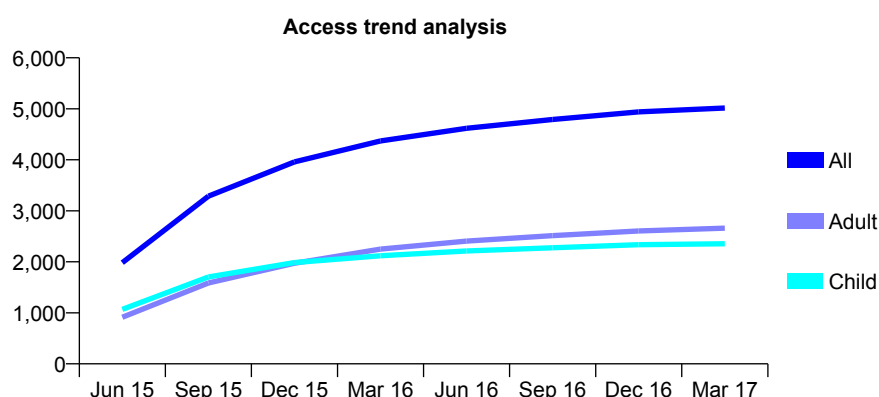
Q68 - Vital Signs At a Glance Contract Report for 253294/0001 - Year end March 2017

Name or company name	MR PA CARR
Contract type name	GDS Contract
Purpose of contract	General
Contract start date	17/02/2015
Contract end date	

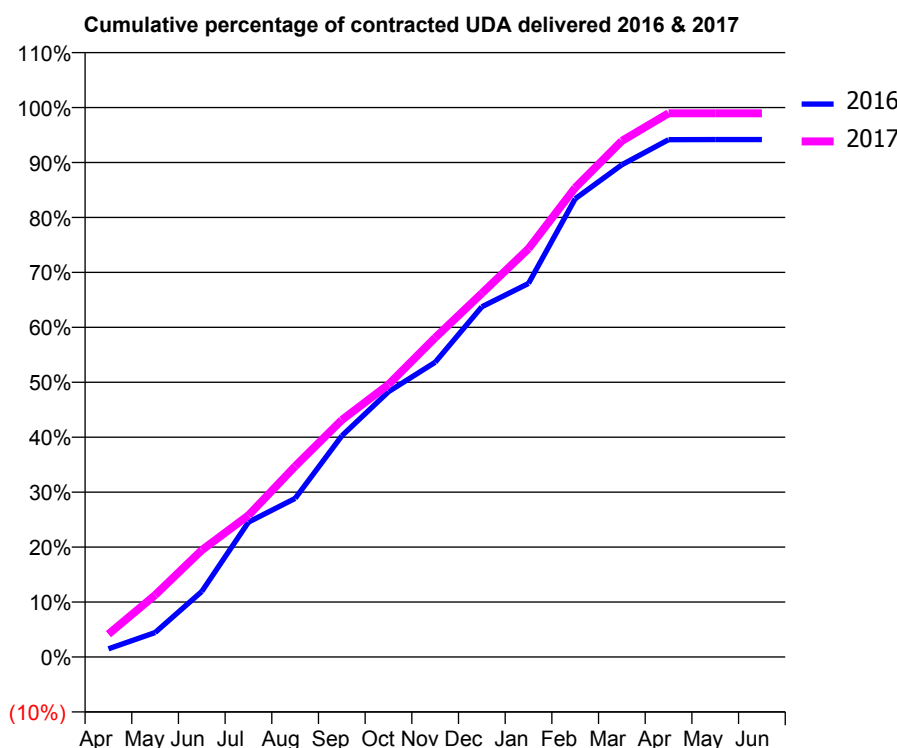
16/17 Contracted general activity (UDA)	12,800
Carry forward general activity (UDA)	0
16/17 Contracted orthodontic activity (UOA)	0
Carry forward orthodontic activity (UOA)	0
Baseline contract value	£285,285.14

ACCESS*

Patients seen in 24 months	Total	Change since previous quarter
Quarter ending March 2016	4,369	
Quarter ending June 2016	4,618	↑
Quarter ending September 2016	4,790	↑
Quarter ending December 2016	4,940	↑
Quarter ending March 2017	5,015	→
Variance since March 2016	14.8%	↑



ACTIVITY



Adjusted Scheduled Activity (UDA)		
Month	2016	2017
April	192	534
May	570	1,444
June	1,526	2,490
July	3,142	3,299
August	3,694	4,442
September	5,152	5,520
October	6,181	6,347
November	6,866	7,436
December	8,157	8,471
January	8,703	9,512
February	10,675	10,933
March	11,467	12,021
April	12,051	12,665
May	12,053	12,665
June	12,054	12,665

QUALITY

	Quantity	Base Number	Contract	AT	Region	England
% of FP17s for the same patient ID Re-attending within 3 months - Children	265	3,673	7.2%	9.8%	11.9%	12.3%
% of FP17s for the same patient ID Re-attending within 3 months - Adults	562	3,608	15.6%	15.9%	16.6%	16.7%
% of FP17s for the same patient ID Re-attending between 3 & 9 months - Children	2,355	3,673	64.1%	59.0%	60.2%	57.6%
% of FP17s for the same patient ID Re-attending between 3 & 9 months - Adults	1,781	3,608	49.4%	50.5%	51.5%	50.1%
% of FP17s for Band 1 Urgent Courses	642	7,331	8.8%	9.5%	9.5%	9.1%
% of FP17s Relating to Free Repair or Replacements	21	7,331	0.3%	0.6%	0.7%	0.8%
% of FP17s Relating to Continuations	107	7,331	1.5%	1.1%	1.2%	1.2%
% of Patients satisfied with the dentistry they have received	4	4	N/A	92.4%	93.1%	92.8%
% of Patients satisfied with the time they had to wait for an appointment	4	4	N/A	89.1%	88.8%	88.7%

* This is based on patients treated on this contract for their most recent course of treatment. Figures in italics indicate the base number of FP17s or Patient Questionnaire responses are less than 100. N/A is shown where the base number of responses is less than 10 during the period. % is calculated as Quantity/Base number*100

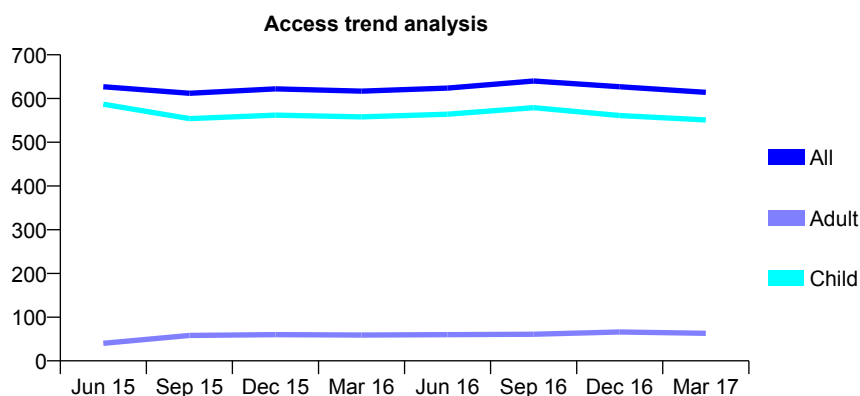
Q68 - Vital Signs At a Glance Contract Report for 253405/0001 - Year end March 2017

Name or company name	MR J BAROTIAN
Contract type name	GDS Contract
Purpose of contract	General
Contract start date	01/04/2006
Contract end date	

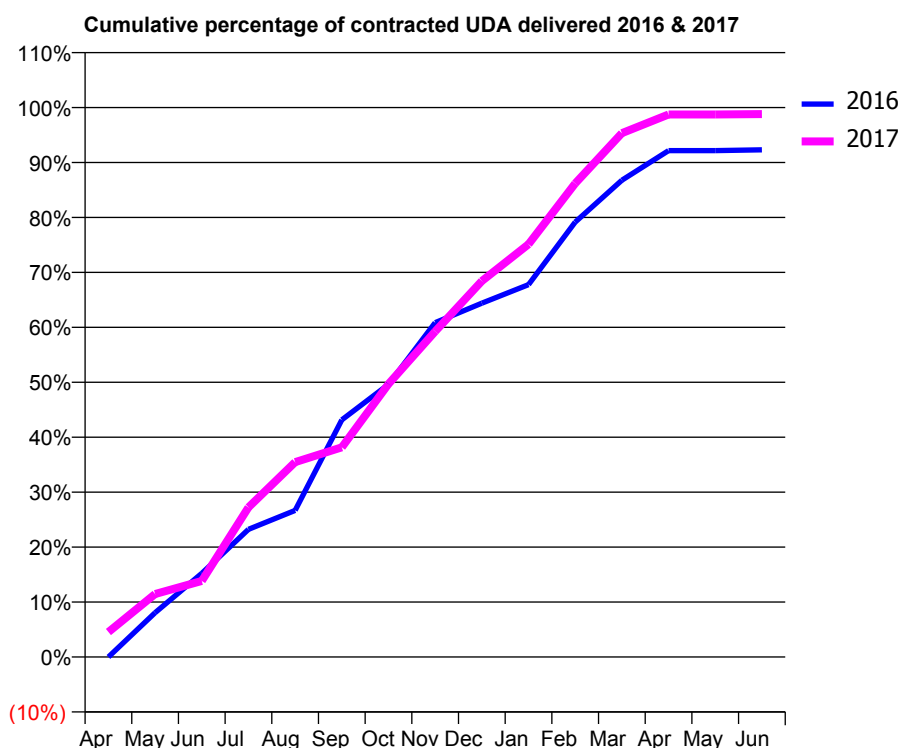
16/17 Contracted general activity (UDA)	1,300
Carry forward general activity (UDA)	0
16/17 Contracted orthodontic activity (UOA)	0
Carry forward orthodontic activity (UOA)	0
Baseline contract value	£32,982.08

ACCESS*

Patients seen in 24 months	Total	Change since previous quarter
Quarter ending March 2016	617	
Quarter ending June 2016	624	→
Quarter ending September 2016	640	↑
Quarter ending December 2016	627	↓
Quarter ending March 2017	614	↓
Variance since March 2016	(0.5%)	→



ACTIVITY



Adjusted Scheduled Activity (UDA)		
Month	2016	2017
April	0	59
May	105	149
June	198	180
July	302	354
August	347	461
September	561	496
October	645	646
November	791	770
December	837	889
January	881	976
February	1,029	1,120
March	1,128	1,239
April	1,198	1,283
May	1,198	1,283
June	1,200	1,284

QUALITY

	Quantity	Base Number	Contract	AT	Region	England
% of FP17s for the same patient ID Re-attending within 3 months - Children	53	894	5.9%	9.8%	11.9%	12.3%
% of FP17s for the same patient ID Re-attending within 3 months - Adults	0	0	N/A	15.9%	16.6%	16.7%
% of FP17s for the same patient ID Re-attending between 3 & 9 months - Children	578	894	64.7%	59.0%	60.2%	57.6%
% of FP17s for the same patient ID Re-attending between 3 & 9 months - Adults	0	0	N/A	50.5%	51.5%	50.1%
% of FP17s for Band 1 Urgent Courses	2	870	0.2%	9.5%	9.5%	9.1%
% of FP17s Relating to Free Repair or Replacements	0	870	0.0%	0.6%	0.7%	0.8%
% of FP17s Relating to Continuations	0	870	0.0%	1.1%	1.2%	1.2%
% of Patients satisfied with the dentistry they have received	0	0	N/A	92.4%	93.1%	92.8%
% of Patients satisfied with the time they had to wait for an appointment	0	0	N/A	89.1%	88.8%	88.7%

* This is based on patients treated on this contract for their most recent course of treatment. Figures in italics indicate the base number of FP17s or Patient Questionnaire responses are less than 100. N/A is shown where the base number of responses is less than 10 during the period. % is calculated as Quantity/Base number*100

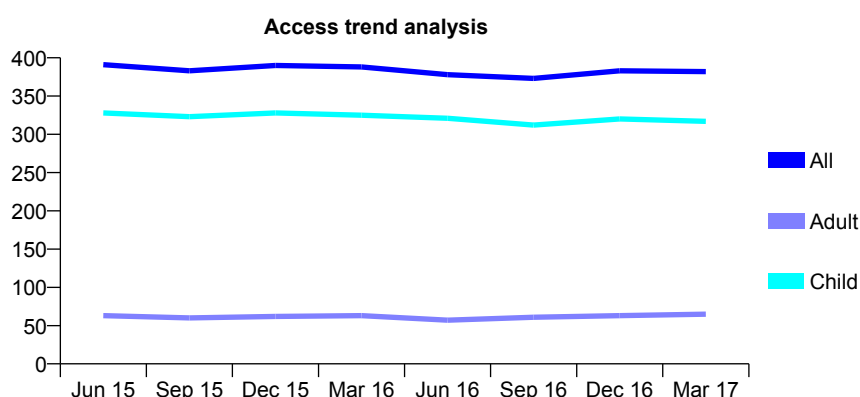
Q68 - Vital Signs At a Glance Contract Report for 253529/0002 - Year end March 2017

Name or company name	MR N JANSEN VAN RENSBURG
Contract type name	GDS Contract
Purpose of contract	General
Contract start date	01/11/2006
Contract end date	

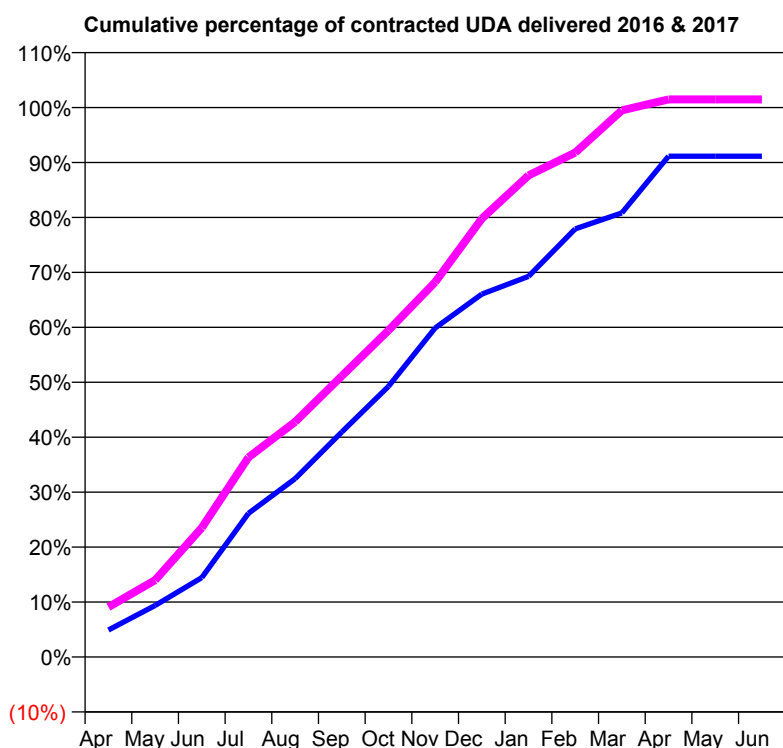
16/17 Contracted general activity (UDA)	650
Carry forward general activity (UDA)	0
16/17 Contracted orthodontic activity (UOA)	0
Carry forward orthodontic activity (UOA)	0
Baseline contract value	£14,446.70

ACCESS*

Patients seen in 24 months	Total	Change since previous quarter
Quarter ending March 2016	388	
Quarter ending June 2016	378	↓
Quarter ending September 2016	373	↓
Quarter ending December 2016	383	↑
Quarter ending March 2017	382	→
Variance since March 2016	(1.5%)	↓



ACTIVITY



Adjusted Scheduled Activity (UDA)		
Month	2016	2017
April	32	59
May	61	91
June	94	153
July	170	236
August	211	278
September	266	332
October	320	386
November	389	443
December	429	519
January	450	570
February	506	597
March	525	647
April	592	660
May	592	660
June	592	660

QUALITY

	Quantity	Base Number	Contract	AT	Region	England
% of FP17s for the same patient ID Re-attending within 3 months - Children	12	421	2.9%	9.8%	11.9%	12.3%
% of FP17s for the same patient ID Re-attending within 3 months - Adults	0	42	0.0%	15.9%	16.6%	16.7%
% of FP17s for the same patient ID Re-attending between 3 & 9 months - Children	223	421	53.0%	59.0%	60.2%	57.6%
% of FP17s for the same patient ID Re-attending between 3 & 9 months - Adults	20	42	47.6%	50.5%	51.5%	50.1%
% of FP17s for Band 1 Urgent Courses	3	441	0.7%	9.5%	9.5%	9.1%
% of FP17s Relating to Free Repair or Replacements	0	441	0.0%	0.6%	0.7%	0.8%
% of FP17s Relating to Continuations	3	441	0.7%	1.1%	1.2%	1.2%
% of Patients satisfied with the dentistry they have received	0	0	N/A	92.4%	93.1%	92.8%
% of Patients satisfied with the time they had to wait for an appointment	0	0	N/A	89.1%	88.8%	88.7%

* This is based on patients treated on this contract for their most recent course of treatment. Figures in italics indicate the base number of FP17s or Patient Questionnaire responses are less than 100. N/A is shown where the base number of responses is less than 10 during the period. % is calculated as Quantity/Base number*100

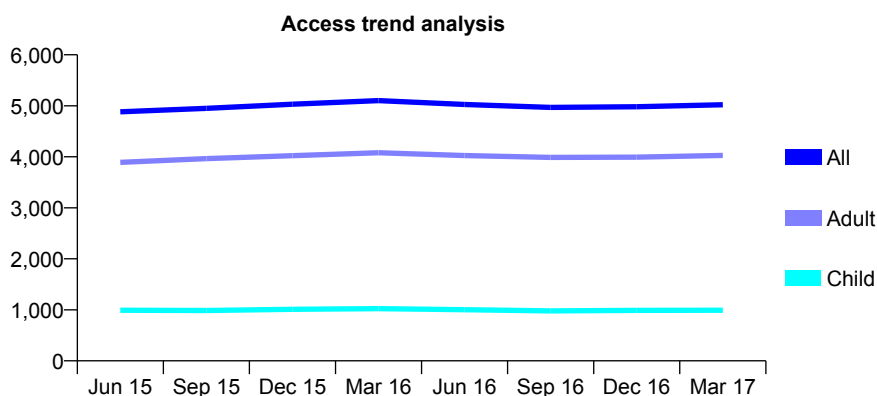
Q68 - Vital Signs At a Glance Contract Report for 253634/0002 - Year end March 2017

Name or company name	MR K CHRISTIAN
Contract type name	GDS Contract
Purpose of contract	General
Contract start date	01/04/2006
Contract end date	

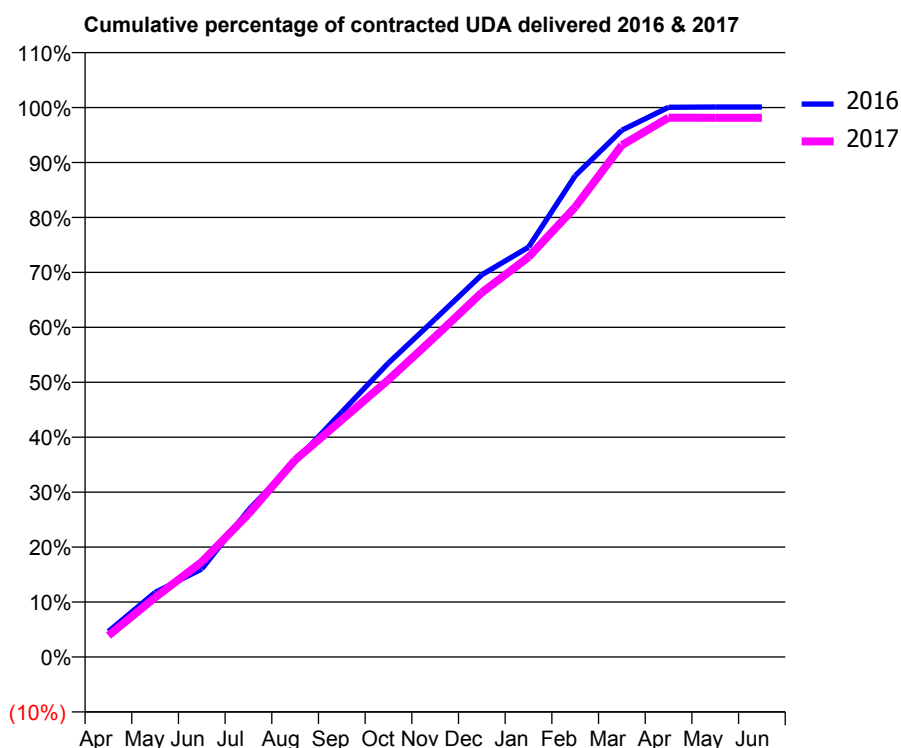
16/17 Contracted general activity (UDA)	14,706
Carry forward general activity (UDA)	-14
16/17 Contracted orthodontic activity (UOA)	0
Carry forward orthodontic activity (UOA)	0
Baseline contract value	£326,850.81

ACCESS*

Patients seen in 24 months	Total	Change since previous quarter
Quarter ending March 2016	5,103	
Quarter ending June 2016	5,027	↓
Quarter ending September 2016	4,968	↓
Quarter ending December 2016	4,983	→
Quarter ending March 2017	5,021	→
Variance since March 2016	(1.6%)	↓



ACTIVITY



Adjusted Scheduled Activity (UDA)		
Month	2016	2017
April	683	574
May	1,728	1,594
June	2,358	2,546
July	3,933	3,828
August	5,237	5,274
September	6,557	6,347
October	7,871	7,419
November	9,047	8,572
December	10,228	9,756
January	10,969	10,699
February	12,882	12,044
March	14,098	13,697
April	14,713	14,435
May	14,719	14,432
June	14,720	14,432

QUALITY

	Quantity	Base Number	Contract	AT	Region	England
% of FP17s for the same patient ID Re-attending within 3 months - Children	107	1,620	6.6%	9.8%	11.9%	12.3%
% of FP17s for the same patient ID Re-attending within 3 months - Adults	874	6,358	13.7%	15.9%	16.6%	16.7%
% of FP17s for the same patient ID Re-attending between 3 & 9 months - Children	1,038	1,620	64.1%	59.0%	60.2%	57.6%
% of FP17s for the same patient ID Re-attending between 3 & 9 months - Adults	4,264	6,358	67.1%	50.5%	51.5%	50.1%
% of FP17s for Band 1 Urgent Courses	344	7,921	4.3%	9.5%	9.5%	9.1%
% of FP17s Relating to Free Repair or Replacements	29	7,921	0.4%	0.6%	0.7%	0.8%
% of FP17s Relating to Continuations	95	7,921	1.2%	1.1%	1.2%	1.2%
% of Patients satisfied with the dentistry they have received	9	9	N/A	92.4%	93.1%	92.8%
% of Patients satisfied with the time they had to wait for an appointment	8	9	N/A	89.1%	88.8%	88.7%

* This is based on patients treated on this contract for their most recent course of treatment. Figures in italics indicate the base number of FP17s or Patient Questionnaire responses are less than 100. N/A is shown where the base number of responses is less than 10 during the period. % is calculated as Quantity/Base number*100

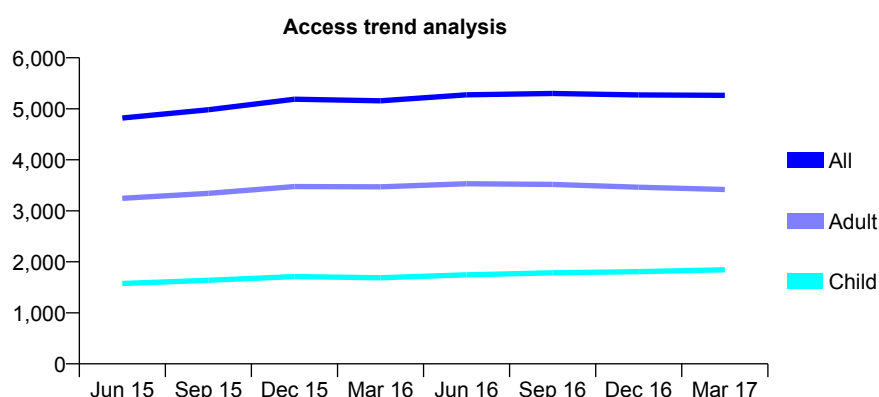
Q68 - Vital Signs At a Glance Contract Report for 262803/0004 - Year end March 2017

Name or company name	MR SA BUTT
Contract type name	GDS Contract
Purpose of contract	General
Contract start date	01/04/2006
Contract end date	

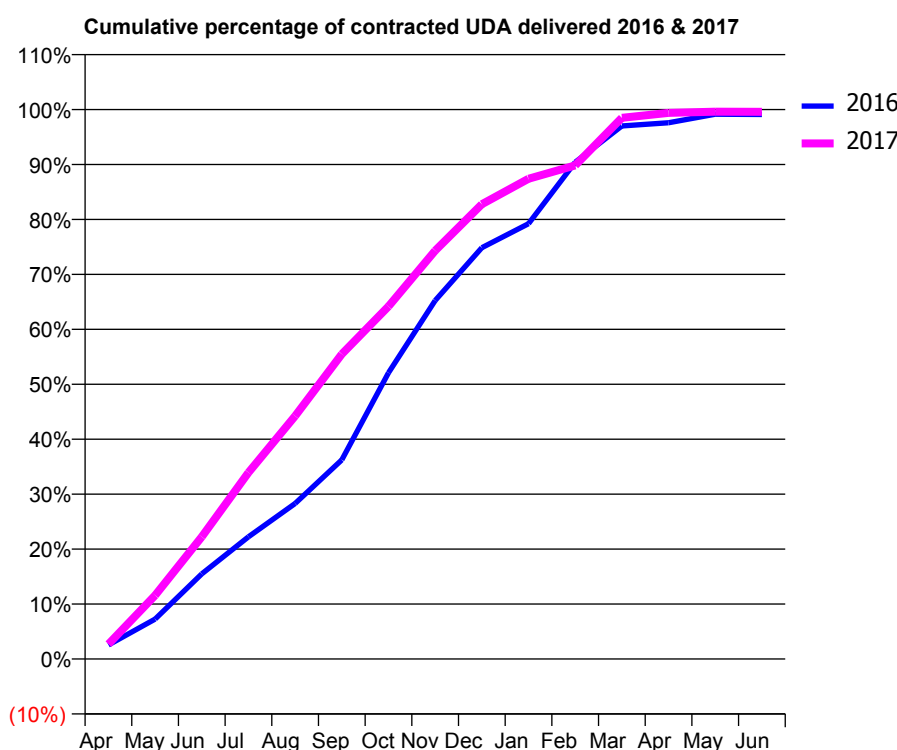
16/17 Contracted general activity (UDA)	8,741
Carry forward general activity (UDA)	79
16/17 Contracted orthodontic activity (UOA)	0
Carry forward orthodontic activity (UOA)	0
Baseline contract value	£199,897.40

ACCESS*

Patients seen in 24 months	Total	Change since previous quarter
Quarter ending March 2016	5,158	
Quarter ending June 2016	5,274	↑
Quarter ending September 2016	5,301	→
Quarter ending December 2016	5,271	→
Quarter ending March 2017	5,263	→
Variance since March 2016	2.0%	↑



ACTIVITY



Adjusted Scheduled Activity (UDA)		
Month	2016	2017
April	223	237
May	635	1,013
June	1,354	1,945
July	1,944	2,966
August	2,474	3,867
September	3,167	4,849
October	4,552	5,610
November	5,704	6,497
December	6,543	7,235
January	6,925	7,640
February	7,902	7,852
March	8,480	8,609
April	8,530	8,687
May	8,665	8,707
June	8,662	8,705

QUALITY

	Quantity	Base Number	Contract	AT	Region	England
% of FP17s for the same patient ID Re-attending within 3 months - Children	161	2,417	6.7%	9.8%	11.9%	12.3%
% of FP17s for the same patient ID Re-attending within 3 months - Adults	436	3,477	12.5%	15.9%	16.6%	16.7%
% of FP17s for the same patient ID Re-attending between 3 & 9 months - Children	1,118	2,417	46.3%	59.0%	60.2%	57.6%
% of FP17s for the same patient ID Re-attending between 3 & 9 months - Adults	1,296	3,477	37.3%	50.5%	51.5%	50.1%
% of FP17s for Band 1 Urgent Courses	464	4,175	11.1%	9.5%	9.5%	9.1%
% of FP17s Relating to Free Repair or Replacements	19	4,175	0.5%	0.6%	0.7%	0.8%
% of FP17s Relating to Continuations	1	4,175	0.0%	1.1%	1.2%	1.2%
% of Patients satisfied with the dentistry they have received	7	7	N/A	92.4%	93.1%	92.8%
% of Patients satisfied with the time they had to wait for an appointment	5	7	N/A	89.1%	88.8%	88.7%

* This is based on patients treated on this contract for their most recent course of treatment. Figures in italics indicate the base number of FP17s or Patient Questionnaire responses are less than 100. N/A is shown where the base number of responses is less than 10 during the period. % is calculated as Quantity/Base number*100

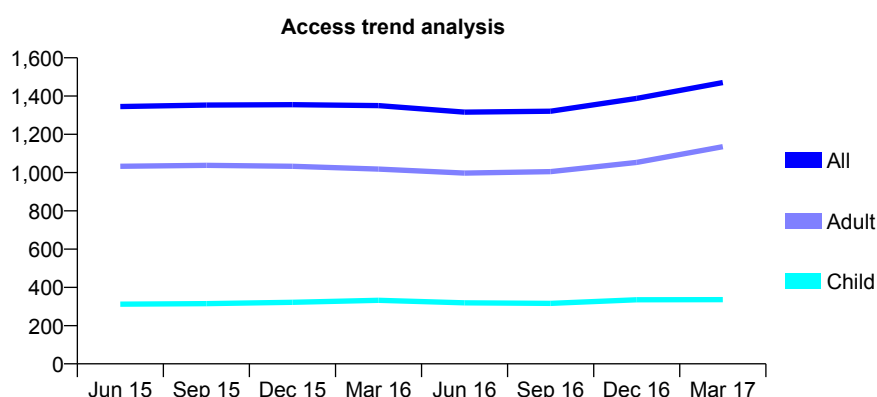
Q68 - Vital Signs At a Glance Contract Report for 263656/0004 - Year end March 2017

Name or company name	MR P APOSTOLOPOULOS
Contract type name	GDS Contract
Purpose of contract	General
Contract start date	01/09/2011
Contract end date	

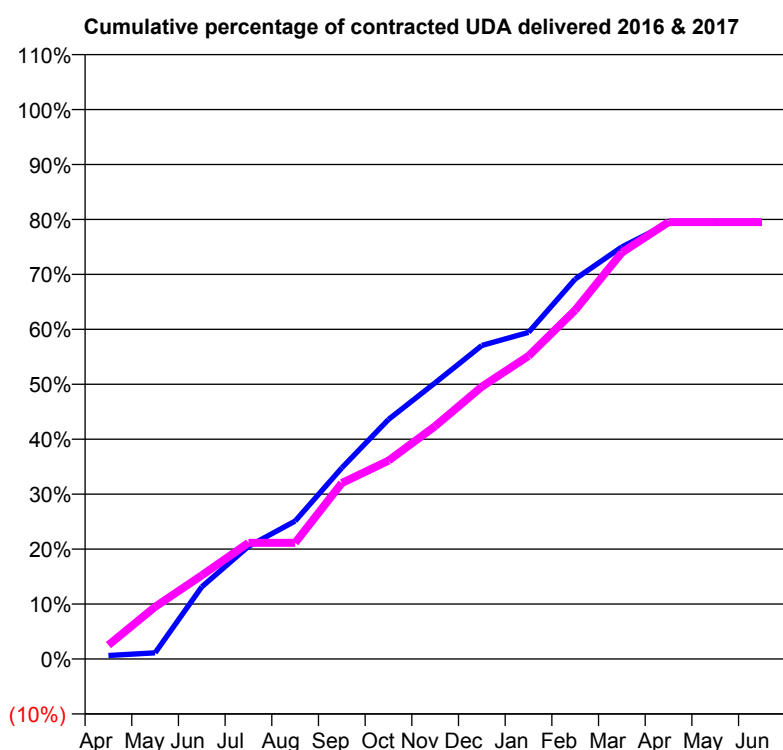
16/17 Contracted general activity (UDA)	5,000
Carry forward general activity (UDA)	0
16/17 Contracted orthodontic activity (UOA)	0
Carry forward orthodontic activity (UOA)	0
Baseline contract value	£127,783.09

ACCESS*

Patients seen in 24 months	Total	Change since previous quarter
Quarter ending March 2016	1,350	
Quarter ending June 2016	1,316	↓
Quarter ending September 2016	1,321	→
Quarter ending December 2016	1,388	↑
Quarter ending March 2017	1,471	↑
Variance since March 2016	9.0%	↑



ACTIVITY



Adjusted Scheduled Activity (UDA)		
Month	2016	2017
April	32	126
May	56	475
June	657	761
July	1,024	1,058
August	1,256	1,058
September	1,739	1,601
October	2,179	1,805
November	2,514	2,119
December	2,853	2,479
January	2,972	2,757
February	3,457	3,174
March	3,750	3,699
April	3,965	3,975
May	3,965	3,976
June	3,965	3,976

QUALITY

	Quantity	Base Number	Contract	AT	Region	England
% of FP17s for the same patient ID Re-attending within 3 months - Children	23	529	4.3%	9.8%	11.9%	12.3%
% of FP17s for the same patient ID Re-attending within 3 months - Adults	230	1,638	14.0%	15.9%	16.6%	16.7%
% of FP17s for the same patient ID Re-attending between 3 & 9 months - Children	328	529	62.0%	59.0%	60.2%	57.6%
% of FP17s for the same patient ID Re-attending between 3 & 9 months - Adults	941	1,638	57.4%	50.5%	51.5%	50.1%
% of FP17s for Band 1 Urgent Courses	170	2,164	7.9%	9.5%	9.5%	9.1%
% of FP17s Relating to Free Repair or Replacements	0	2,164	0.0%	0.6%	0.7%	0.8%
% of FP17s Relating to Continuations	27	2,164	1.2%	1.1%	1.2%	1.2%
% of Patients satisfied with the dentistry they have received	8	10	80.0%	92.4%	93.1%	92.8%
% of Patients satisfied with the time they had to wait for an appointment	8	10	80.0%	89.1%	88.8%	88.7%

* This is based on patients treated on this contract for their most recent course of treatment. Figures in italics indicate the base number of FP17s or Patient Questionnaire responses are less than 100. N/A is shown where the base number of responses is less than 10 during the period. % is calculated as Quantity/Base number*100

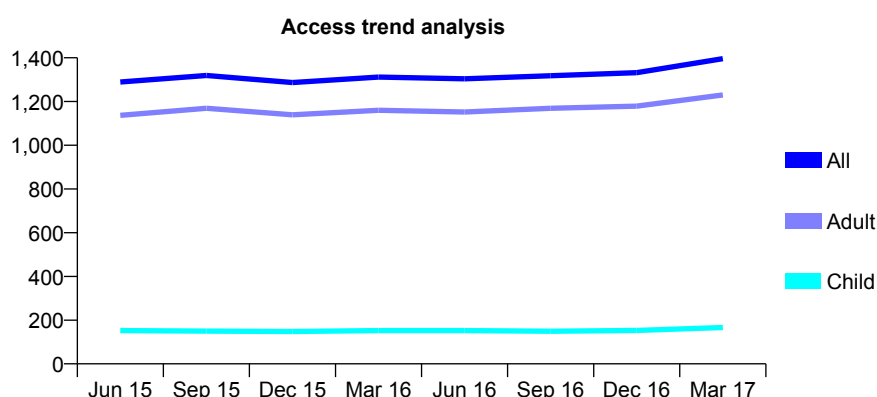
Q68 - Vital Signs At a Glance Contract Report for 268763/0002 - Year end March 2017

Name or company name	MR KR MAYALL
Contract type name	GDS Contract
Purpose of contract	General
Contract start date	01/10/2012
Contract end date	

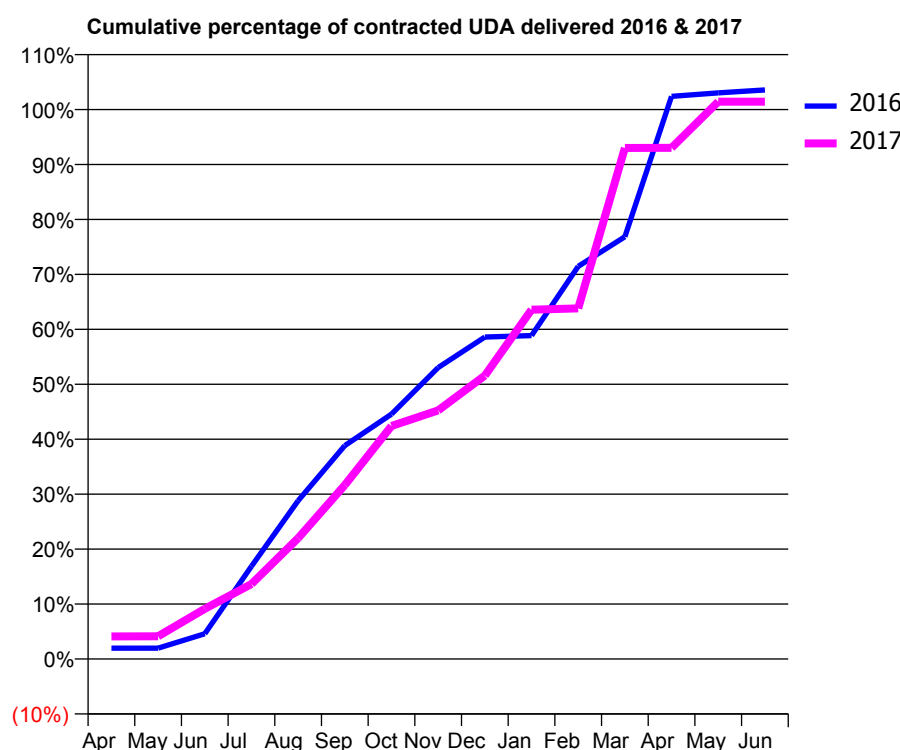
16/17 Contracted general activity (UDA)	4,778
Carry forward general activity (UDA)	-94
16/17 Contracted orthodontic activity (UOA)	0
Carry forward orthodontic activity (UOA)	0
Baseline contract value	£134,824.35

ACCESS*

Patients seen in 24 months	Total	Change since previous quarter
Quarter ending March 2016	1,312	
Quarter ending June 2016	1,304	→
Quarter ending September 2016	1,318	→
Quarter ending December 2016	1,332	→
Quarter ending March 2017	1,396	↑
Variance since March 2016	6.4%	↑



ACTIVITY



Month	Adjusted Scheduled Activity (UDA)	
	2016	2017
April	92	196
May	92	197
June	215	437
July	790	652
August	1,348	1,051
September	1,817	1,513
October	2,085	2,027
November	2,481	2,161
December	2,741	2,465
January	2,753	3,037
February	3,342	3,049
March	3,595	4,444
April	4,790	4,445
May	4,819	4,847
June	4,844	4,847

QUALITY

	Quantity	Base Number	Contract	AT	Region	England
% of FP17s for the same patient ID Re-attending within 3 months - Children	11	215	5.1%	9.8%	11.9%	12.3%
% of FP17s for the same patient ID Re-attending within 3 months - Adults	232	1,492	15.5%	15.9%	16.6%	16.7%
% of FP17s for the same patient ID Re-attending between 3 & 9 months - Children	72	215	33.5%	59.0%	60.2%	57.6%
% of FP17s for the same patient ID Re-attending between 3 & 9 months - Adults	434	1,492	29.1%	50.5%	51.5%	50.1%
% of FP17s for Band 1 Urgent Courses	137	1,431	9.6%	9.5%	9.5%	9.1%
% of FP17s Relating to Free Repair or Replacements	12	1,431	0.8%	0.6%	0.7%	0.8%
% of FP17s Relating to Continuations	4	1,431	0.3%	1.1%	1.2%	1.2%
% of Patients satisfied with the dentistry they have received	0	1	N/A	92.4%	93.1%	92.8%
% of Patients satisfied with the time they had to wait for an appointment	0	1	N/A	89.1%	88.8%	88.7%

* This is based on patients treated on this contract for their most recent course of treatment. Figures in italics indicate the base number of FP17s or Patient Questionnaire responses are less than 100. N/A is shown where the base number of responses is less than 10 during the period. % is calculated as Quantity/Base number*100

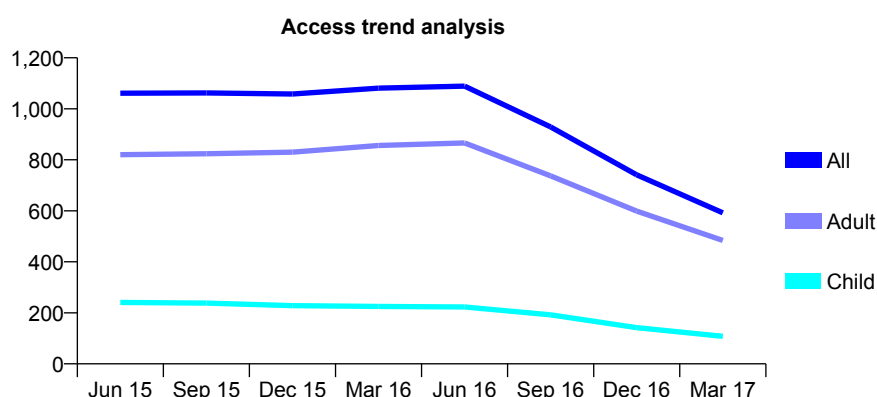
Q68 - Vital Signs At a Glance Contract Report for 271268/0001 - Year end March 2017

Name or company name	MR AL HILL
Contract type name	GDS Contract
Purpose of contract	General
Contract start date	01/07/2009
Contract end date	31/03/2017

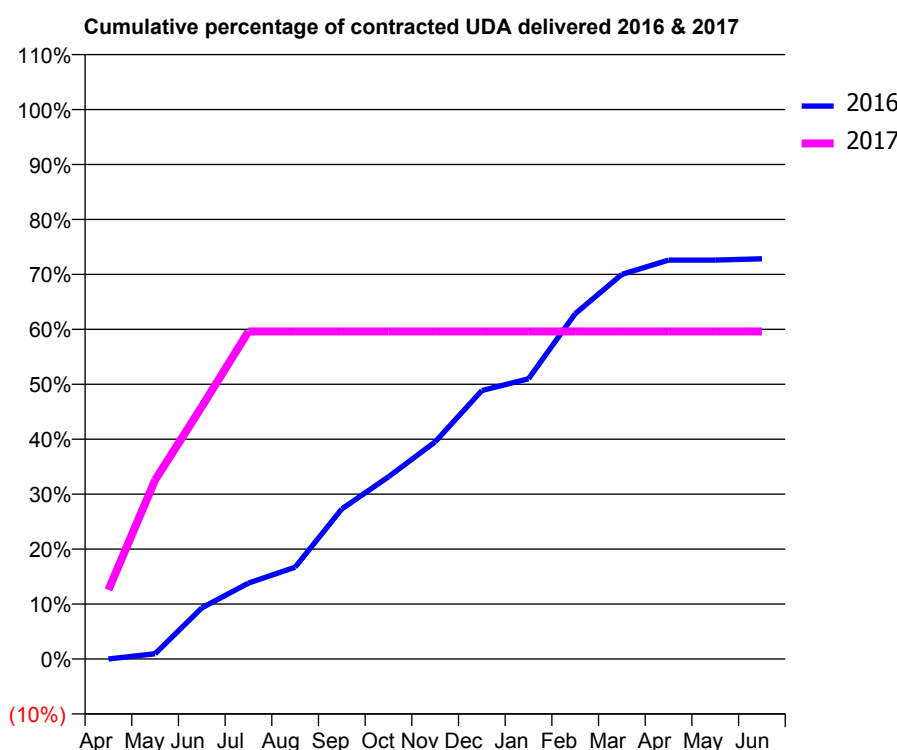
16/17 Contracted general activity (UDA)	1,317
Carry forward general activity (UDA)	0
16/17 Contracted orthodontic activity (UOA)	0
Carry forward orthodontic activity (UOA)	0
Baseline contract value	£33,436.78

ACCESS*

Patients seen in 24 months	Total	Change since previous quarter
Quarter ending March 2016	1,081	
Quarter ending June 2016	1,089	→
Quarter ending September 2016	929	↓
Quarter ending December 2016	741	↓
Quarter ending March 2017	592	↓
Variance since March 2016	(45.2%)	↓



ACTIVITY



Month	Adjusted Scheduled Activity (UDA)	
	2016	2017
April	0	166
May	48	429
June	465	605
July	690	785
August	835	785
September	1,365	785
October	1,658	785
November	1,976	785
December	2,444	785
January	2,550	785
February	3,142	785
March	3,500	785
April	3,629	785
May	3,629	785
June	3,642	785

QUALITY

	Quantity	Base Number	Contract	AT	Region	England
% of FP17s for the same patient ID Re-attending within 3 months - Children	1	36	2.8%	9.8%	11.9%	12.3%
% of FP17s for the same patient ID Re-attending within 3 months - Adults	87	287	30.3%	15.9%	16.6%	16.7%
% of FP17s for the same patient ID Re-attending between 3 & 9 months - Children	11	36	30.6%	59.0%	60.2%	57.6%
% of FP17s for the same patient ID Re-attending between 3 & 9 months - Adults	86	287	30.0%	50.5%	51.5%	50.1%
% of FP17s for Band 1 Urgent Courses	46	269	17.1%	9.5%	9.5%	9.1%
% of FP17s Relating to Free Repair or Replacements	1	269	0.4%	0.6%	0.7%	0.8%
% of FP17s Relating to Continuations	8	269	3.0%	1.1%	1.2%	1.2%
% of Patients satisfied with the dentistry they have received	2	2	N/A	92.4%	93.1%	92.8%
% of Patients satisfied with the time they had to wait for an appointment	2	2	N/A	89.1%	88.8%	88.7%

* This is based on patients treated on this contract for their most recent course of treatment. Figures in italics indicate the base number of FP17s or Patient Questionnaire responses are less than 100. N/A is shown where the base number of responses is less than 10 during the period. % is calculated as Quantity/Base number*100

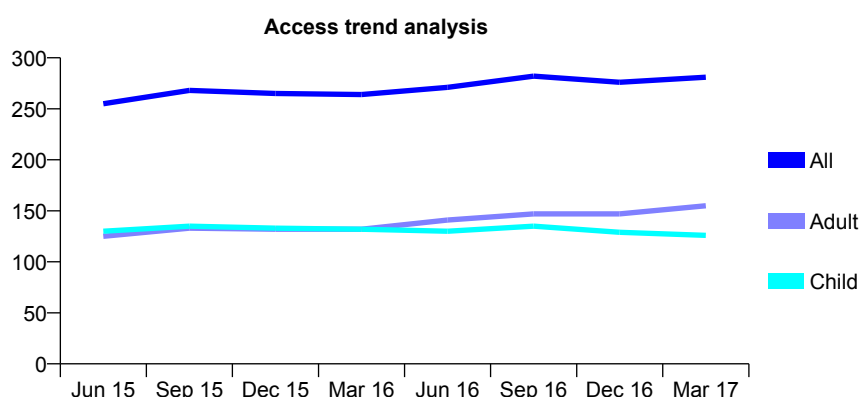
Q68 - Vital Signs At a Glance Contract Report for 272388/0001 - Year end March 2017

Name or company name	MISS B LOGAN
Contract type name	GDS Contract
Purpose of contract	General
Contract start date	17/06/2011
Contract end date	

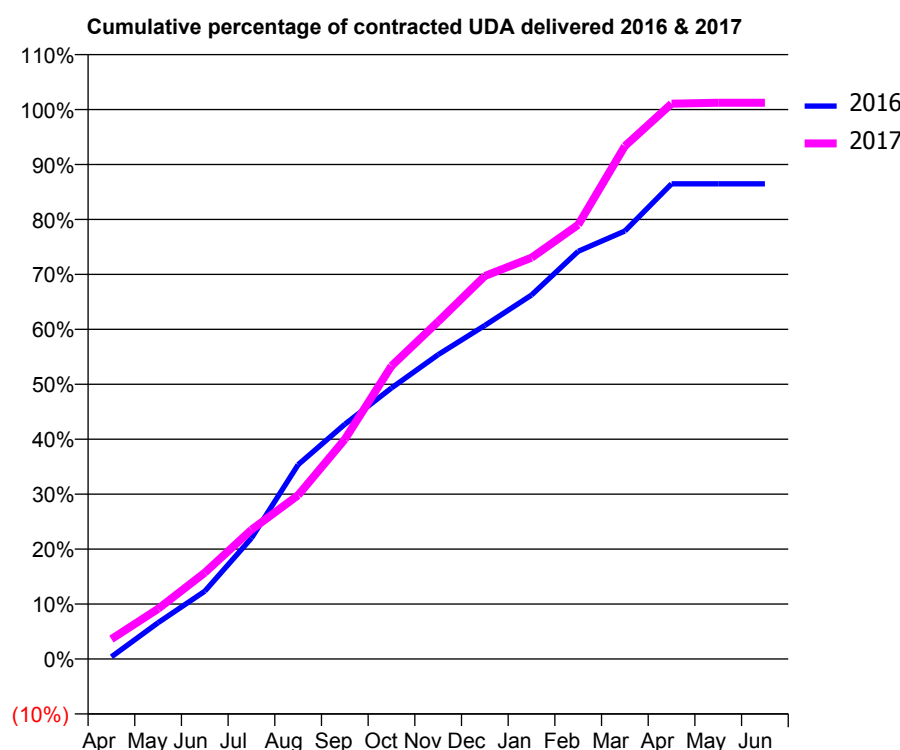
16/17 Contracted general activity (UDA)	750
Carry forward general activity (UDA)	0
16/17 Contracted orthodontic activity (UOA)	0
Carry forward orthodontic activity (UOA)	0
Baseline contract value	£17,551.31

ACCESS*

Patients seen in 24 months	Total	Change since previous quarter
Quarter ending March 2016	264	
Quarter ending June 2016	271	↑
Quarter ending September 2016	282	↑
Quarter ending December 2016	276	↓
Quarter ending March 2017	281	→
Variance since March 2016	6.4%	↑



ACTIVITY



Month	Adjusted Scheduled Activity (UDA)	
	2016	2017
April	3	27
May	50	69
June	93	118
July	165	176
August	265	224
September	320	300
October	370	400
November	415	461
December	455	523
January	497	548
February	556	593
March	584	700
April	649	758
May	649	759
June	649	759

QUALITY

	Quantity	Base Number	Contract	AT	Region	England
% of FP17s for the same patient ID Re-attending within 3 months - Children	10	200	5.0%	9.8%	11.9%	12.3%
% of FP17s for the same patient ID Re-attending within 3 months - Adults	37	221	16.7%	15.9%	16.6%	16.7%
% of FP17s for the same patient ID Re-attending between 3 & 9 months - Children	129	200	64.5%	59.0%	60.2%	57.6%
% of FP17s for the same patient ID Re-attending between 3 & 9 months - Adults	118	221	53.4%	50.5%	51.5%	50.1%
% of FP17s for Band 1 Urgent Courses	31	410	7.6%	9.5%	9.5%	9.1%
% of FP17s Relating to Free Repair or Replacements	0	410	0.0%	0.6%	0.7%	0.8%
% of FP17s Relating to Continuations	5	410	1.2%	1.1%	1.2%	1.2%
% of Patients satisfied with the dentistry they have received	0	0	N/A	92.4%	93.1%	92.8%
% of Patients satisfied with the time they had to wait for an appointment	0	0	N/A	89.1%	88.8%	88.7%

* This is based on patients treated on this contract for their most recent course of treatment. Figures in italics indicate the base number of FP17s or Patient Questionnaire responses are less than 100. N/A is shown where the base number of responses is less than 10 during the period. % is calculated as Quantity/Base number*100

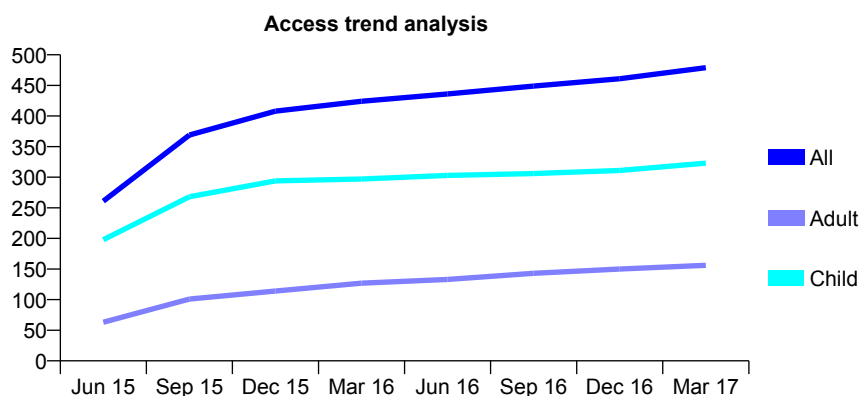
Q68 - Vital Signs At a Glance Contract Report for 274089/0001 - Year end March 2017

Name or company name	MR CJ METZNER
Contract type name	GDS Contract
Purpose of contract	General
Contract start date	19/12/2014
Contract end date	

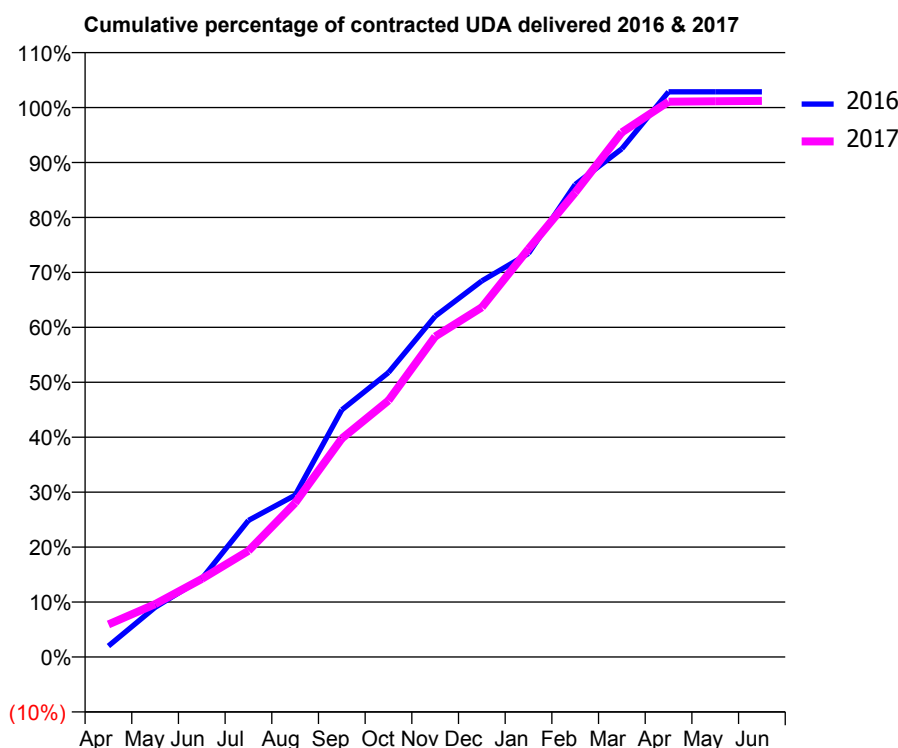
16/17 Contracted general activity (UDA)	1,200
Carry forward general activity (UDA)	-24
16/17 Contracted orthodontic activity (UOA)	0
Carry forward orthodontic activity (UOA)	0
Baseline contract value	£28,258.36

ACCESS*

Patients seen in 24 months	Total	Change since previous quarter
Quarter ending March 2016	424	
Quarter ending June 2016	436	↑
Quarter ending September 2016	449	↑
Quarter ending December 2016	461	↑
Quarter ending March 2017	479	↑
Variance since March 2016	13.0%	↑



ACTIVITY



Month	Adjusted Scheduled Activity (UDA)	
	2016	2017
April	24	71
May	109	116
June	171	171
July	298	232
August	353	337
September	540	477
October	621	560
November	744	700
December	821	764
January	881	891
February	1,032	1,014
March	1,110	1,146
April	1,234	1,213
May	1,234	1,214
June	1,234	1,215

QUALITY

	Quantity	Base Number	Contract	AT	Region	England
% of FP17s for the same patient ID Re-attending within 3 months - Children	42	486	8.6%	9.8%	11.9%	12.3%
% of FP17s for the same patient ID Re-attending within 3 months - Adults	13	158	8.2%	15.9%	16.6%	16.7%
% of FP17s for the same patient ID Re-attending between 3 & 9 months - Children	312	486	64.2%	59.0%	60.2%	57.6%
% of FP17s for the same patient ID Re-attending between 3 & 9 months - Adults	99	158	62.7%	50.5%	51.5%	50.1%
% of FP17s for Band 1 Urgent Courses	18	626	2.9%	9.5%	9.5%	9.1%
% of FP17s Relating to Free Repair or Replacements	0	626	0.0%	0.6%	0.7%	0.8%
% of FP17s Relating to Continuations	2	626	0.3%	1.1%	1.2%	1.2%
% of Patients satisfied with the dentistry they have received	0	0	N/A	92.4%	93.1%	92.8%
% of Patients satisfied with the time they had to wait for an appointment	0	0	N/A	89.1%	88.8%	88.7%

* This is based on patients treated on this contract for their most recent course of treatment. Figures in italics indicate the base number of FP17s or Patient Questionnaire responses are less than 100. N/A is shown where the base number of responses is less than 10 during the period. % is calculated as Quantity/Base number*100

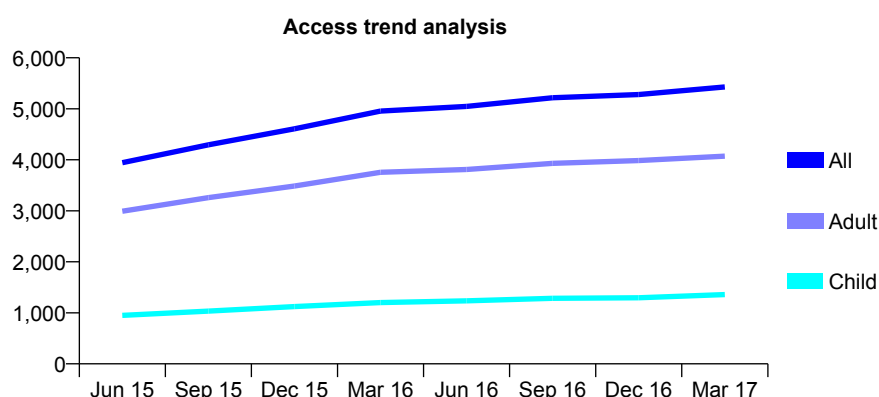
Q68 - Vital Signs At a Glance Contract Report for 274194/0001 - Year end March 2017

Name or company name	MR S PATEL
Contract type name	GDS Contract
Purpose of contract	General
Contract start date	01/10/2008
Contract end date	

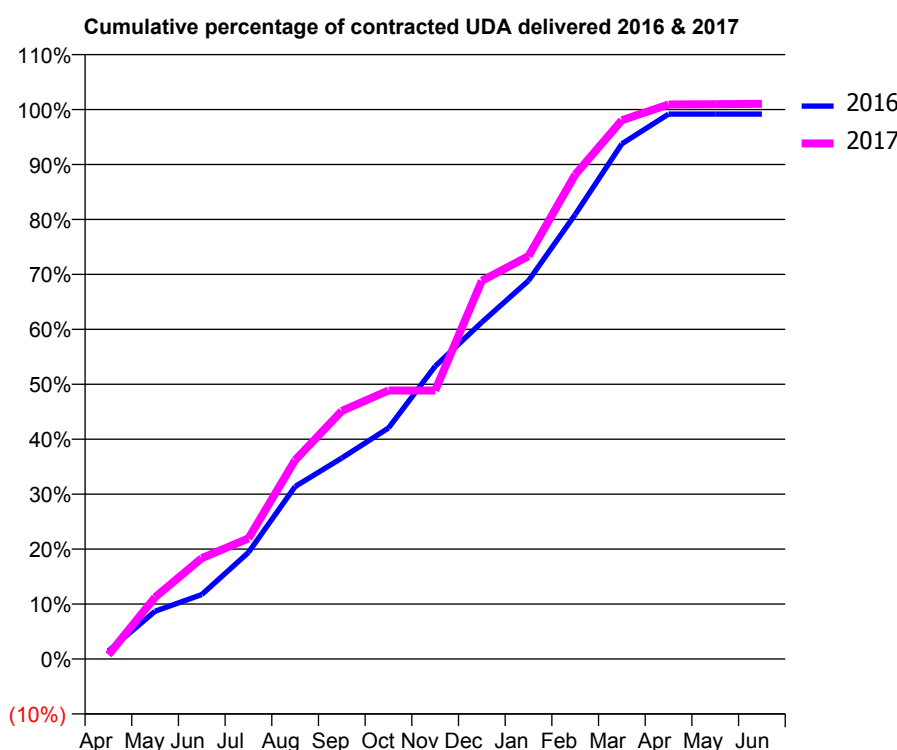
16/17 Contracted general activity (UDA)	11,881
Carry forward general activity (UDA)	99
16/17 Contracted orthodontic activity (UOA)	0
Carry forward orthodontic activity (UOA)	0
Baseline contract value	£264,019.59

ACCESS*

Patients seen in 24 months	Total	Change since previous quarter
Quarter ending March 2016	4,955	
Quarter ending June 2016	5,046	→
Quarter ending September 2016	5,217	↑
Quarter ending December 2016	5,280	→
Quarter ending March 2017	5,430	↑
Variance since March 2016	9.6%	↑



ACTIVITY



Month	Adjusted Scheduled Activity (UDA)	
	2016	2017
April	175	91
May	1,033	1,335
June	1,395	2,180
July	2,306	2,607
August	3,731	4,300
September	4,345	5,365
October	4,995	5,804
November	6,330	5,804
December	7,282	8,179
January	8,181	8,713
February	9,611	10,473
March	11,138	11,648
April	11,782	11,989
May	11,781	11,995
June	11,782	12,004

QUALITY

	Quantity	Base Number	Contract	AT	Region	England
% of FP17s for the same patient ID Re-attending within 3 months - Children	127	1,746	7.3%	9.8%	11.9%	12.3%
% of FP17s for the same patient ID Re-attending within 3 months - Adults	690	4,736	14.6%	15.9%	16.6%	16.7%
% of FP17s for the same patient ID Re-attending between 3 & 9 months - Children	860	1,746	49.3%	59.0%	60.2%	57.6%
% of FP17s for the same patient ID Re-attending between 3 & 9 months - Adults	2,029	4,736	42.8%	50.5%	51.5%	50.1%
% of FP17s for Band 1 Urgent Courses	493	5,391	9.1%	9.5%	9.5%	9.1%
% of FP17s Relating to Free Repair or Replacements	76	5,391	1.4%	0.6%	0.7%	0.8%
% of FP17s Relating to Continuations	44	5,391	0.8%	1.1%	1.2%	1.2%
% of Patients satisfied with the dentistry they have received	4	4	N/A	92.4%	93.1%	92.8%
% of Patients satisfied with the time they had to wait for an appointment	4	4	N/A	89.1%	88.8%	88.7%

* This is based on patients treated on this contract for their most recent course of treatment. Figures in italics indicate the base number of FP17s or Patient Questionnaire responses are less than 100. N/A is shown where the base number of responses is less than 10 during the period. % is calculated as Quantity/Base number*100

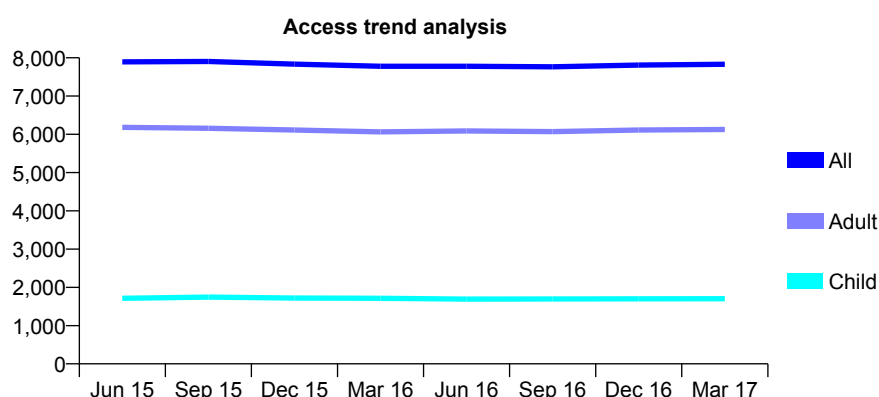
Q68 - Vital Signs At a Glance Contract Report for 274410/0001 - Year end March 2017

Name or company name	MR HM PATEL
Contract type name	GDS Contract
Purpose of contract	General
Contract start date	01/04/2008
Contract end date	

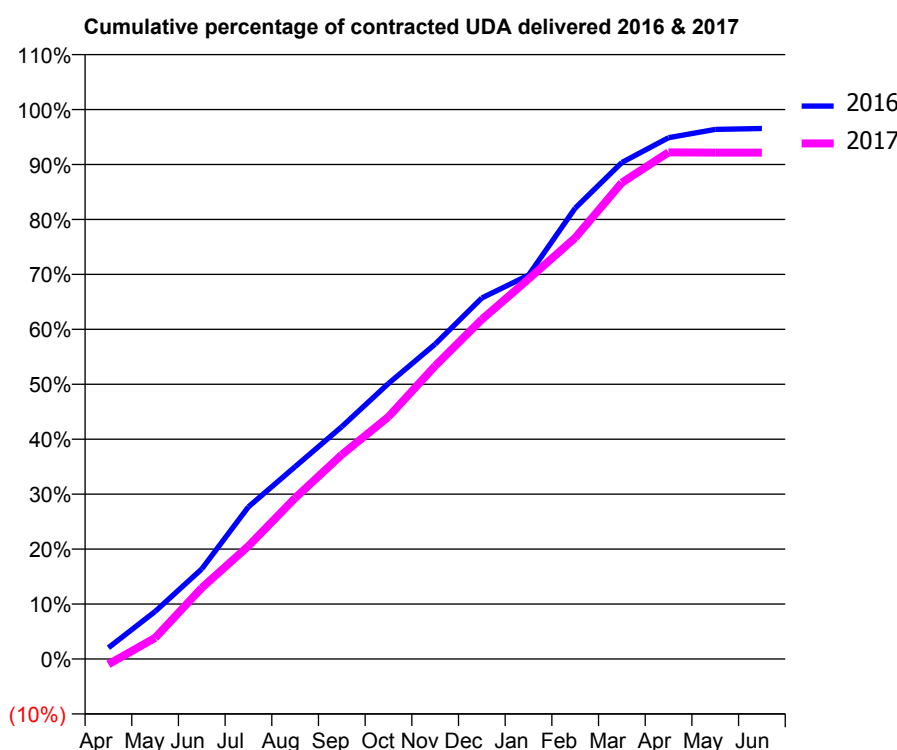
16/17 Contracted general activity (UDA)	18,808
Carry forward general activity (UDA)	649
16/17 Contracted orthodontic activity (UOA)	0
Carry forward orthodontic activity (UOA)	0
Baseline contract value	£489,960.03

ACCESS*

Patients seen in 24 months	Total	Change since previous quarter
Quarter ending March 2016	7,777	
Quarter ending June 2016	7,780	→
Quarter ending September 2016	7,766	→
Quarter ending December 2016	7,810	→
Quarter ending March 2017	7,831	→
Variance since March 2016	0.7%	→



ACTIVITY



Adjusted Scheduled Activity (UDA)		
Month	2016	2017
April	387	-184
May	1,628	725
June	3,082	2,435
July	5,209	3,868
August	6,582	5,513
September	7,954	6,996
October	9,434	8,292
November	10,779	10,033
December	12,357	11,623
January	13,139	13,008
February	15,435	14,415
March	16,996	16,304
April	17,845	17,341
May	18,126	17,330
June	18,159	17,330

QUALITY

	Quantity	Base Number	Contract	AT	Region	England
% of FP17s for the same patient ID Re-attending within 3 months - Children	124	2,569	4.8%	9.8%	11.9%	12.3%
% of FP17s for the same patient ID Re-attending within 3 months - Adults	858	8,101	10.6%	15.9%	16.6%	16.7%
% of FP17s for the same patient ID Re-attending between 3 & 9 months - Children	1,639	2,569	63.8%	59.0%	60.2%	57.6%
% of FP17s for the same patient ID Re-attending between 3 & 9 months - Adults	4,675	8,101	57.7%	50.5%	51.5%	50.1%
% of FP17s for Band 1 Urgent Courses	886	10,717	8.3%	9.5%	9.5%	9.1%
% of FP17s Relating to Free Repair or Replacements	62	10,717	0.6%	0.6%	0.7%	0.8%
% of FP17s Relating to Continuations	50	10,717	0.5%	1.1%	1.2%	1.2%
% of Patients satisfied with the dentistry they have received	11	13	84.6%	92.4%	93.1%	92.8%
% of Patients satisfied with the time they had to wait for an appointment	11	13	84.6%	89.1%	88.8%	88.7%

* This is based on patients treated on this contract for their most recent course of treatment. Figures in italics indicate the base number of FP17s or Patient Questionnaire responses are less than 100. N/A is shown where the base number of responses is less than 10 during the period. % is calculated as Quantity/Base number*100

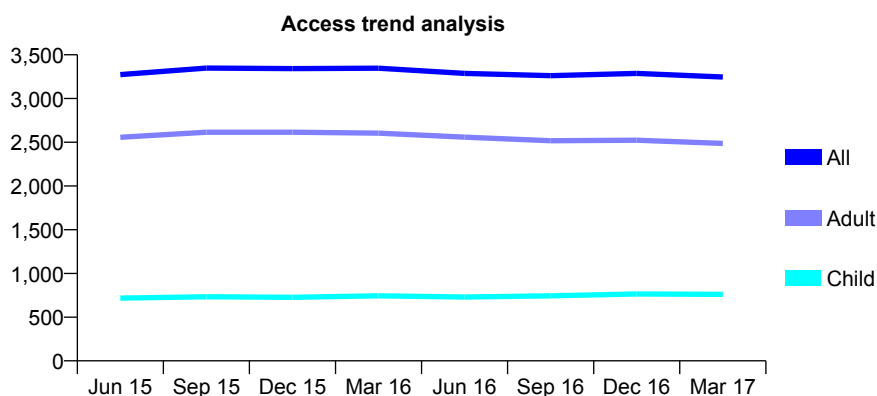
Q68 - Vital Signs At a Glance Contract Report for 275042/0001 - Year end March 2017

Name or company name	MR MR TAKHAYORI
Contract type name	GDS Contract
Purpose of contract	General
Contract start date	01/04/2006
Contract end date	

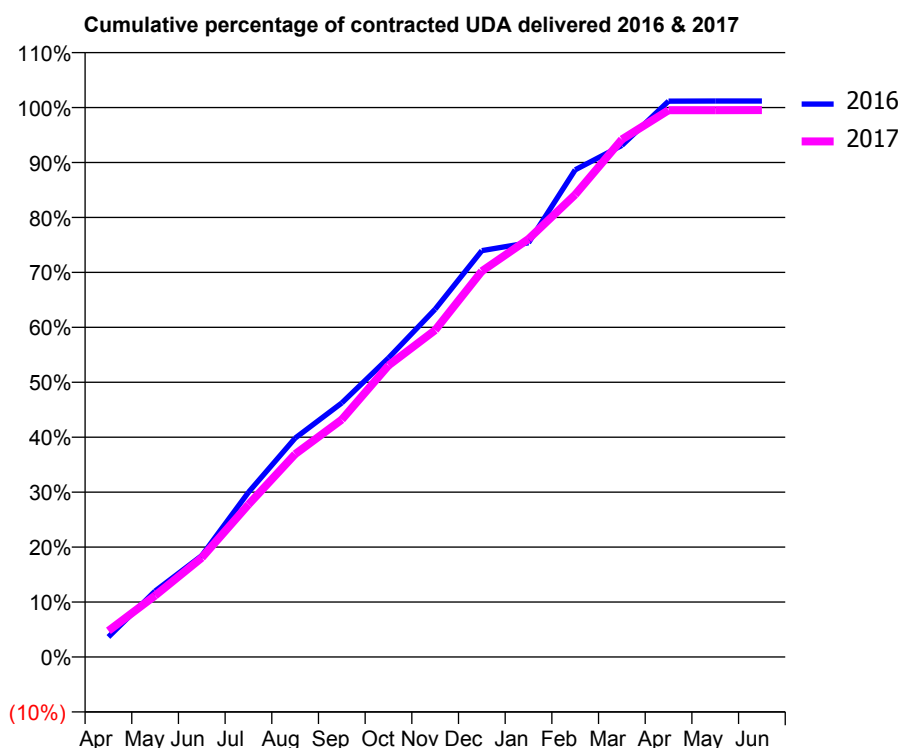
16/17 Contracted general activity (UDA)	10,916
Carry forward general activity (UDA)	-128
16/17 Contracted orthodontic activity (UOA)	0
Carry forward orthodontic activity (UOA)	0
Baseline contract value	£320,819.62

ACCESS*

Patients seen in 24 months	Total	Change since previous quarter
Quarter ending March 2016	3,347	
Quarter ending June 2016	3,288	↓
Quarter ending September 2016	3,261	→
Quarter ending December 2016	3,288	→
Quarter ending March 2017	3,246	↓
Variance since March 2016	(3.0%)	↓



ACTIVITY



Month	Adjusted Scheduled Activity (UDA)	
	2016	2017
April	398	519
May	1,309	1,220
June	2,014	1,972
July	3,272	3,030
August	4,348	4,031
September	5,049	4,717
October	5,941	5,791
November	6,910	6,495
December	8,072	7,664
January	8,228	8,302
February	9,679	9,186
March	10,164	10,281
April	11,041	10,863
May	11,044	10,863
June	11,044	10,866

QUALITY

	Quantity	Base Number	Contract	AT	Region	England
% of FP17s for the same patient ID Re-attending within 3 months - Children	117	1,069	10.9%	9.8%	11.9%	12.3%
% of FP17s for the same patient ID Re-attending within 3 months - Adults	765	3,510	21.8%	15.9%	16.6%	16.7%
% of FP17s for the same patient ID Re-attending between 3 & 9 months - Children	510	1,069	47.7%	59.0%	60.2%	57.6%
% of FP17s for the same patient ID Re-attending between 3 & 9 months - Adults	1,439	3,510	41.0%	50.5%	51.5%	50.1%
% of FP17s for Band 1 Urgent Courses	740	4,369	16.9%	9.5%	9.5%	9.1%
% of FP17s Relating to Free Repair or Replacements	18	4,369	0.4%	0.6%	0.7%	0.8%
% of FP17s Relating to Continuations	18	4,369	0.4%	1.1%	1.2%	1.2%
% of Patients satisfied with the dentistry they have received	8	10	80.0%	92.4%	93.1%	92.8%
% of Patients satisfied with the time they had to wait for an appointment	9	10	90.0%	89.1%	88.8%	88.7%

* This is based on patients treated on this contract for their most recent course of treatment. Figures in italics indicate the base number of FP17s or Patient Questionnaire responses are less than 100. N/A is shown where the base number of responses is less than 10 during the period. % is calculated as Quantity/Base number*100

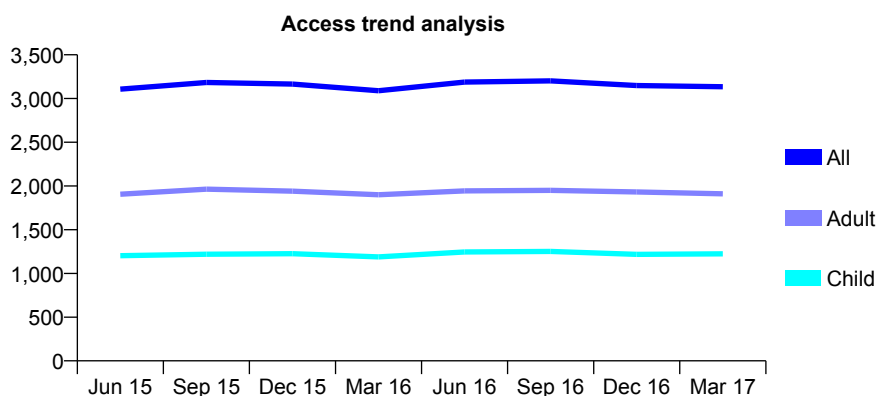
Q68 - Vital Signs At a Glance Contract Report for 287741/0001 - Year end March 2017

Name or company name	MISS T MOTALLEB ZADEH
Contract type name	GDS Contract
Purpose of contract	General
Contract start date	01/11/2010
Contract end date	

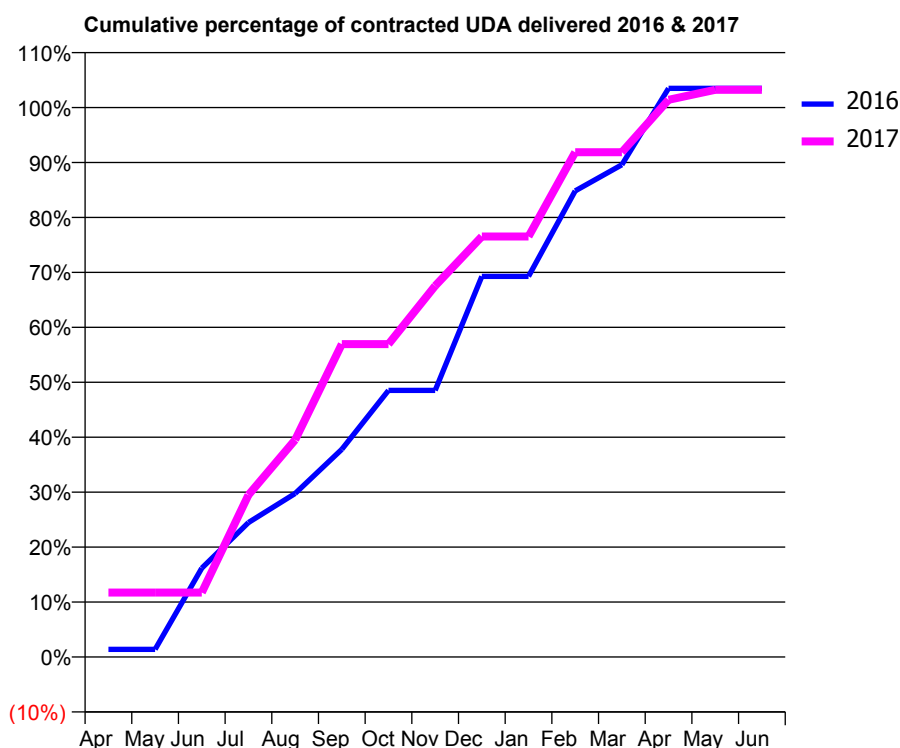
16/17 Contracted general activity (UDA)	6,974
Carry forward general activity (UDA)	-139
16/17 Contracted orthodontic activity (UOA)	0
Carry forward orthodontic activity (UOA)	0
Baseline contract value	£176,131.90

ACCESS*

Patients seen in 24 months	Total	Change since previous quarter
Quarter ending March 2016	3,089	
Quarter ending June 2016	3,188	↑
Quarter ending September 2016	3,202	→
Quarter ending December 2016	3,149	↓
Quarter ending March 2017	3,134	→
Variance since March 2016	1.5%	→



ACTIVITY



Adjusted Scheduled Activity (UDA)		
Month	2016	2017
April	98	818
May	98	818
June	1,128	818
July	1,707	2,056
August	2,075	2,756
September	2,635	3,971
October	3,383	3,971
November	3,383	4,711
December	4,830	5,337
January	4,830	5,337
February	5,916	6,406
March	6,248	6,406
April	7,217	7,072
May	7,217	7,198
June	7,217	7,198

QUALITY

	Quantity	Base Number	Contract	AT	Region	England
% of FP17s for the same patient ID Re-attending within 3 months - Children	206	1,900	10.8%	9.8%	11.9%	12.3%
% of FP17s for the same patient ID Re-attending within 3 months - Adults	527	2,714	19.4%	15.9%	16.6%	16.7%
% of FP17s for the same patient ID Re-attending between 3 & 9 months - Children	1,203	1,900	63.3%	59.0%	60.2%	57.6%
% of FP17s for the same patient ID Re-attending between 3 & 9 months - Adults	1,514	2,714	55.8%	50.5%	51.5%	50.1%
% of FP17s for Band 1 Urgent Courses	334	3,770	8.9%	9.5%	9.5%	9.1%
% of FP17s Relating to Free Repair or Replacements	7	3,770	0.2%	0.6%	0.7%	0.8%
% of FP17s Relating to Continuations	3	3,770	0.1%	1.1%	1.2%	1.2%
% of Patients satisfied with the dentistry they have received	1	1	N/A	92.4%	93.1%	92.8%
% of Patients satisfied with the time they had to wait for an appointment	1	1	N/A	89.1%	88.8%	88.7%

* This is based on patients treated on this contract for their most recent course of treatment. Figures in italics indicate the base number of FP17s or Patient Questionnaire responses are less than 100. N/A is shown where the base number of responses is less than 10 during the period. % is calculated as Quantity/Base number*100

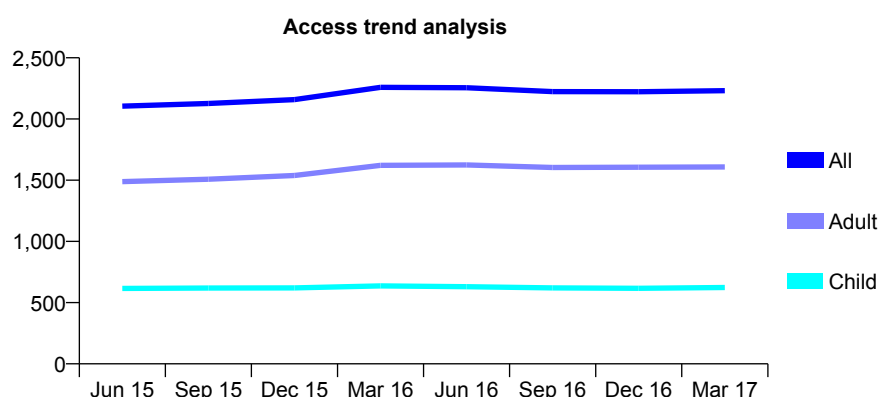
Q68 - Vital Signs At a Glance Contract Report for 296341/0001 - Year end March 2017

Name or company name	MR AP FENECH
Contract type name	GDS Contract
Purpose of contract	General
Contract start date	01/04/2013
Contract end date	

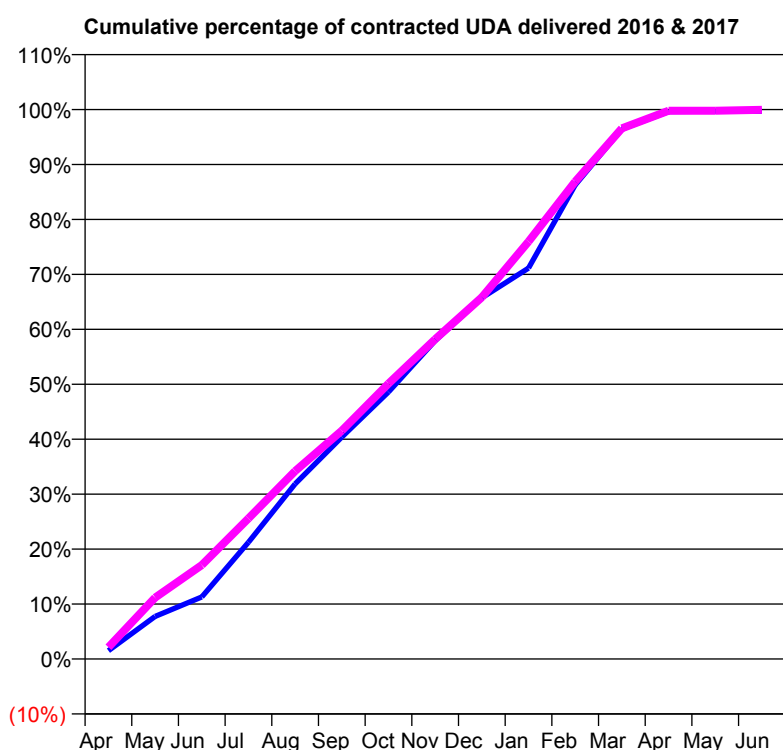
16/17 Contracted general activity (UDA)	7,083
Carry forward general activity (UDA)	21
16/17 Contracted orthodontic activity (UOA)	0
Carry forward orthodontic activity (UOA)	0
Baseline contract value	£178,980.67

ACCESS*

Patients seen in 24 months	Total	Change since previous quarter
Quarter ending March 2016	2,259	
Quarter ending June 2016	2,255	→
Quarter ending September 2016	2,224	↓
Quarter ending December 2016	2,223	→
Quarter ending March 2017	2,232	→
Variance since March 2016	(1.2%)	↓



ACTIVITY



Adjusted Scheduled Activity (UDA)		
Month	2016	2017
April	107	151
May	548	792
June	801	1,211
July	1,504	1,813
August	2,258	2,423
September	2,861	2,943
October	3,441	3,550
November	4,104	4,123
December	4,656	4,663
January	5,039	5,380
February	6,110	6,154
March	6,832	6,841
April	7,057	7,067
May	7,062	7,067
June	7,062	7,078

QUALITY

	Quantity	Base Number	Contract	AT	Region	England
% of FP17s for the same patient ID Re-attending within 3 months - Children	64	945	6.8%	9.8%	11.9%	12.3%
% of FP17s for the same patient ID Re-attending within 3 months - Adults	425	2,448	17.4%	15.9%	16.6%	16.7%
% of FP17s for the same patient ID Re-attending between 3 & 9 months - Children	617	945	65.3%	59.0%	60.2%	57.6%
% of FP17s for the same patient ID Re-attending between 3 & 9 months - Adults	1,458	2,448	59.6%	50.5%	51.5%	50.1%
% of FP17s for Band 1 Urgent Courses	327	3,389	9.6%	9.5%	9.5%	9.1%
% of FP17s Relating to Free Repair or Replacements	24	3,389	0.7%	0.6%	0.7%	0.8%
% of FP17s Relating to Continuations	74	3,389	2.2%	1.1%	1.2%	1.2%
% of Patients satisfied with the dentistry they have received	3	3	N/A	92.4%	93.1%	92.8%
% of Patients satisfied with the time they had to wait for an appointment	3	3	N/A	89.1%	88.8%	88.7%

* This is based on patients treated on this contract for their most recent course of treatment. Figures in italics indicate the base number of FP17s or Patient Questionnaire responses are less than 100. N/A is shown where the base number of responses is less than 10 during the period. % is calculated as Quantity/Base number*100

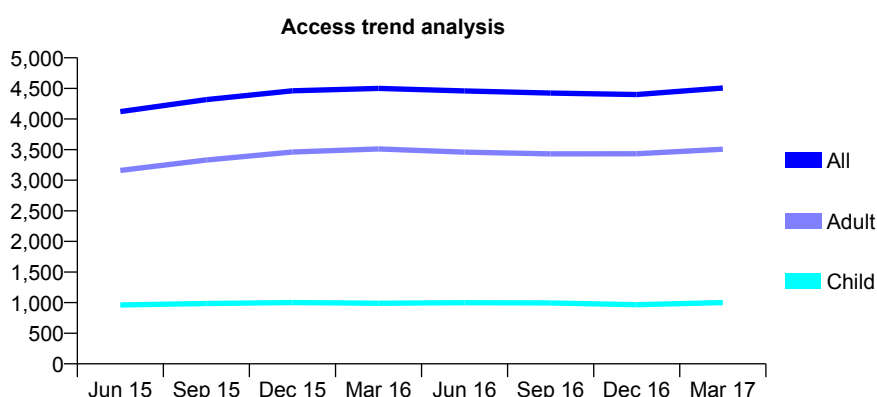
Q68 - Vital Signs At a Glance Contract Report for 297674/0001 - Year end March 2017

Name or company name	MR SR PATEL
Contract type name	GDS Contract
Purpose of contract	General
Contract start date	25/12/2013
Contract end date	

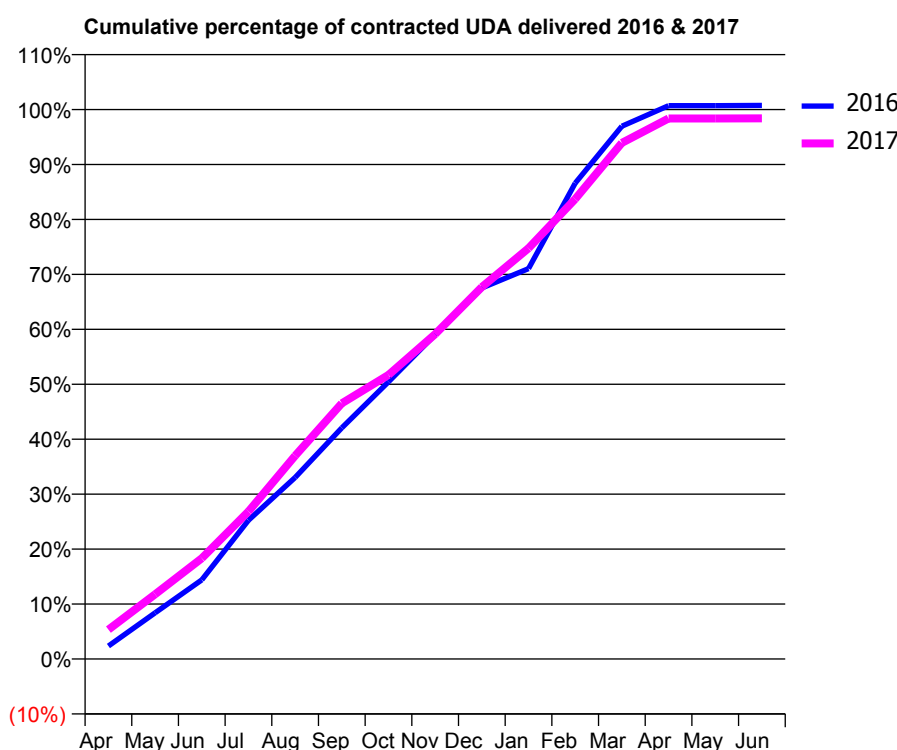
16/17 Contracted general activity (UDA)	14,000
Carry forward general activity (UDA)	-104
16/17 Contracted orthodontic activity (UOA)	0
Carry forward orthodontic activity (UOA)	0
Baseline contract value	£342,008.72

ACCESS*

Patients seen in 24 months	Total	Change since previous quarter
Quarter ending March 2016	4,500	
Quarter ending June 2016	4,458	→
Quarter ending September 2016	4,424	→
Quarter ending December 2016	4,399	→
Quarter ending March 2017	4,507	↑
Variance since March 2016	0.2%	→



ACTIVITY



Adjusted Scheduled Activity (UDA)		
Month	2016	2017
April	330	750
May	1,176	1,649
June	2,017	2,568
July	3,536	3,760
August	4,624	5,179
September	5,891	6,514
October	7,061	7,237
November	8,263	8,278
December	9,452	9,477
January	9,946	10,466
February	12,123	11,720
March	13,574	13,148
April	14,097	13,770
May	14,098	13,770
June	14,104	13,775

QUALITY

	Quantity	Base Number	Contract	AT	Region	England
% of FP17s for the same patient ID Re-attending within 3 months - Children	129	1,765	7.3%	9.8%	11.9%	12.3%
% of FP17s for the same patient ID Re-attending within 3 months - Adults	687	5,460	12.6%	15.9%	16.6%	16.7%
% of FP17s for the same patient ID Re-attending between 3 & 9 months - Children	1,165	1,765	66.0%	59.0%	60.2%	57.6%
% of FP17s for the same patient ID Re-attending between 3 & 9 months - Adults	3,587	5,460	65.7%	50.5%	51.5%	50.1%
% of FP17s for Band 1 Urgent Courses	353	7,271	4.9%	9.5%	9.5%	9.1%
% of FP17s Relating to Free Repair or Replacements	46	7,271	0.6%	0.6%	0.7%	0.8%
% of FP17s Relating to Continuations	44	7,271	0.6%	1.1%	1.2%	1.2%
% of Patients satisfied with the dentistry they have received	10	10	100.0%	92.4%	93.1%	92.8%
% of Patients satisfied with the time they had to wait for an appointment	10	10	100.0%	89.1%	88.8%	88.7%

* This is based on patients treated on this contract for their most recent course of treatment. Figures in italics indicate the base number of FP17s or Patient Questionnaire responses are less than 100. N/A is shown where the base number of responses is less than 10 during the period. % is calculated as Quantity/Base number*100

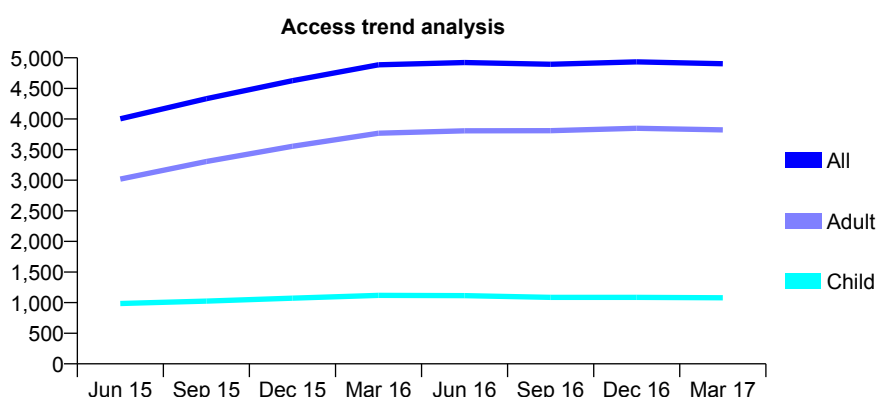
Q68 - Vital Signs At a Glance Contract Report for 298212/0001 - Year end March 2017

Name or company name	MR MS CHABRA
Contract type name	GDS Contract
Purpose of contract	General
Contract start date	01/05/2014
Contract end date	

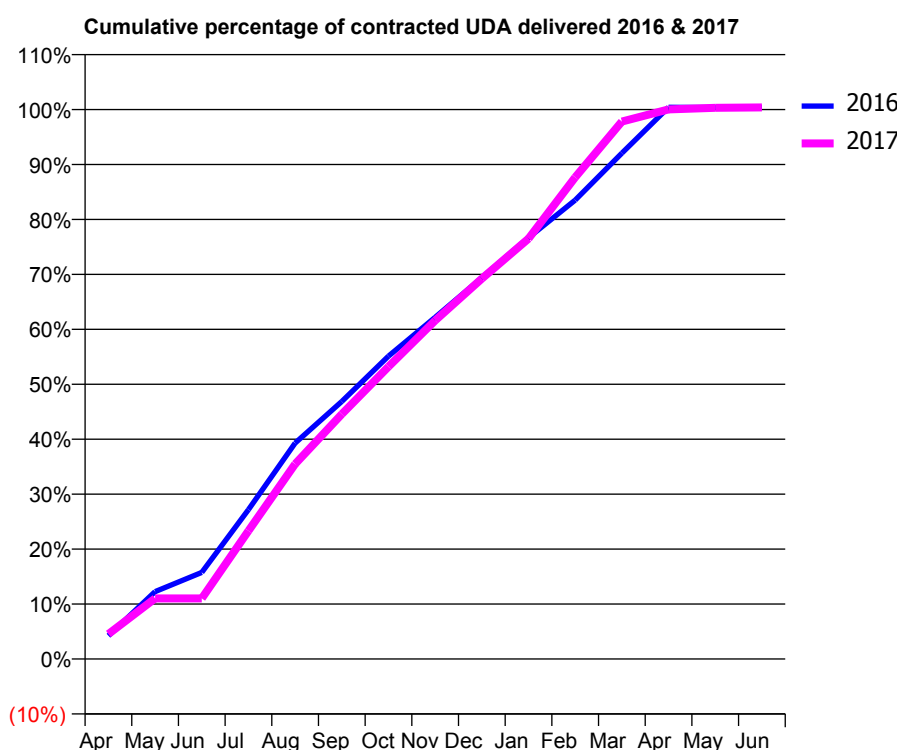
16/17 Contracted general activity (UDA)	14,307
Carry forward general activity (UDA)	-51
16/17 Contracted orthodontic activity (UOA)	0
Carry forward orthodontic activity (UOA)	0
Baseline contract value	£387,767.43

ACCESS*

Patients seen in 24 months	Total	Change since previous quarter
Quarter ending March 2016	4,886	
Quarter ending June 2016	4,922	→
Quarter ending September 2016	4,894	→
Quarter ending December 2016	4,934	→
Quarter ending March 2017	4,902	→
Variance since March 2016	0.3%	→



ACTIVITY



Adjusted Scheduled Activity (UDA)		
Month	2016	2017
April	606	652
May	1,754	1,577
June	2,256	1,577
July	3,891	3,339
August	5,621	5,079
September	6,706	6,376
October	7,886	7,611
November	8,896	8,814
December	9,927	9,904
January	10,970	10,946
February	11,949	12,542
March	13,172	13,994
April	14,366	14,310
May	14,358	14,352
June	14,358	14,360

QUALITY

	Quantity	Base Number	Contract	AT	Region	England
% of FP17s for the same patient ID Re-attending within 3 months - Children	161	1,722	9.3%	9.8%	11.9%	12.3%
% of FP17s for the same patient ID Re-attending within 3 months - Adults	1,147	5,519	20.8%	15.9%	16.6%	16.7%
% of FP17s for the same patient ID Re-attending between 3 & 9 months - Children	941	1,722	54.6%	59.0%	60.2%	57.6%
% of FP17s for the same patient ID Re-attending between 3 & 9 months - Adults	2,200	5,519	39.9%	50.5%	51.5%	50.1%
% of FP17s for Band 1 Urgent Courses	981	6,839	14.3%	9.5%	9.5%	9.1%
% of FP17s Relating to Free Repair or Replacements	96	6,839	1.4%	0.6%	0.7%	0.8%
% of FP17s Relating to Continuations	19	6,839	0.3%	1.1%	1.2%	1.2%
% of Patients satisfied with the dentistry they have received	3	5	N/A	92.4%	93.1%	92.8%
% of Patients satisfied with the time they had to wait for an appointment	3	5	N/A	89.1%	88.8%	88.7%

* This is based on patients treated on this contract for their most recent course of treatment. Figures in italics indicate the base number of FP17s or Patient Questionnaire responses are less than 100. N/A is shown where the base number of responses is less than 10 during the period. % is calculated as Quantity/Base number*100

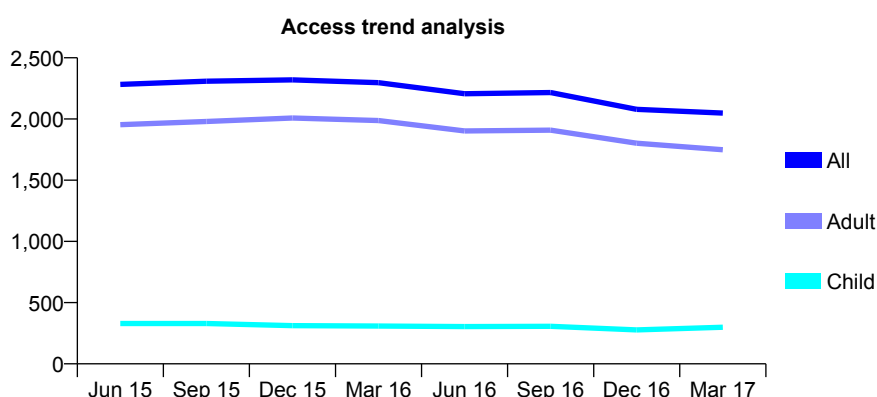
Q68 - Vital Signs At a Glance Contract Report for 301558/0002 - Year end March 2017

Name or company name	MISS AA HOPKINS
Contract type name	GDS Contract
Purpose of contract	General
Contract start date	27/07/2013
Contract end date	

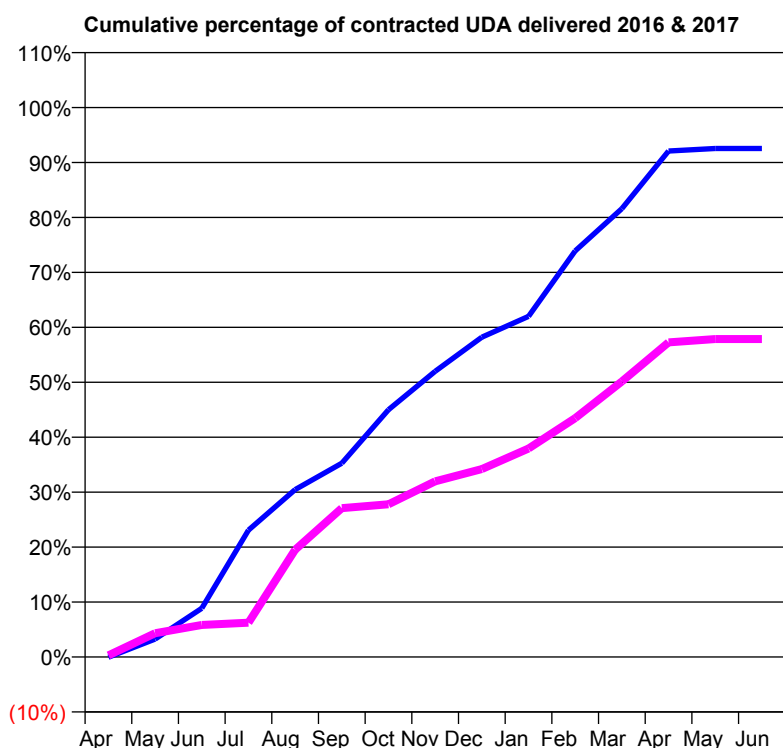
16/17 Contracted general activity (UDA)	8,500
Carry forward general activity (UDA)	0
16/17 Contracted orthodontic activity (UOA)	0
Carry forward orthodontic activity (UOA)	0
Baseline contract value	£174,788.80

ACCESS*

Patients seen in 24 months	Total	Change since previous quarter
Quarter ending March 2016	2,297	
Quarter ending June 2016	2,206	↓
Quarter ending September 2016	2,216	→
Quarter ending December 2016	2,079	↓
Quarter ending March 2017	2,048	↓
Variance since March 2016	(10.8%)	↓



ACTIVITY



Adjusted Scheduled Activity (UDA)		
Month	2016	2017
April	-5	25
May	277	369
June	755	496
July	1,963	531
August	2,589	1,659
September	2,998	2,303
October	3,826	2,363
November	4,420	2,718
December	4,948	2,907
January	5,269	3,224
February	6,282	3,694
March	6,935	4,262
April	7,827	4,867
May	7,865	4,918
June	7,865	4,919

QUALITY

	Quantity	Base Number	Contract	AT	Region	England
% of FP17s for the same patient ID Re-attending within 3 months - Children	11	272	4.0%	9.8%	11.9%	12.3%
% of FP17s for the same patient ID Re-attending within 3 months - Adults	371	1,730	21.4%	15.9%	16.6%	16.7%
% of FP17s for the same patient ID Re-attending between 3 & 9 months - Children	76	272	27.9%	59.0%	60.2%	57.6%
% of FP17s for the same patient ID Re-attending between 3 & 9 months - Adults	550	1,730	31.8%	50.5%	51.5%	50.1%
% of FP17s for Band 1 Urgent Courses	138	1,912	7.2%	9.5%	9.5%	9.1%
% of FP17s Relating to Free Repair or Replacements	35	1,912	1.8%	0.6%	0.7%	0.8%
% of FP17s Relating to Continuations	51	1,912	2.7%	1.1%	1.2%	1.2%
% of Patients satisfied with the dentistry they have received	1	1	N/A	92.4%	93.1%	92.8%
% of Patients satisfied with the time they had to wait for an appointment	1	1	N/A	89.1%	88.8%	88.7%

* This is based on patients treated on this contract for their most recent course of treatment. Figures in italics indicate the base number of FP17s or Patient Questionnaire responses are less than 100. N/A is shown where the base number of responses is less than 10 during the period. % is calculated as Quantity/Base number*100

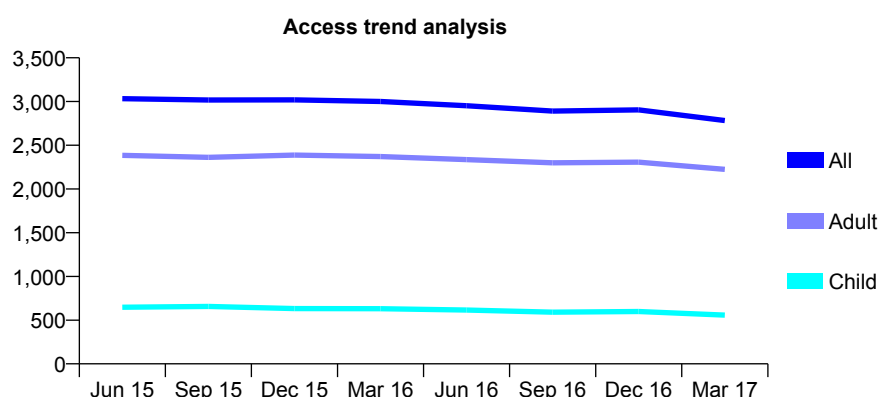
Q68 - Vital Signs At a Glance Contract Report for 302619/0001 - Year end March 2017

Name or company name	MR RG EVANS
Contract type name	GDS Contract
Purpose of contract	General
Contract start date	01/04/2006
Contract end date	

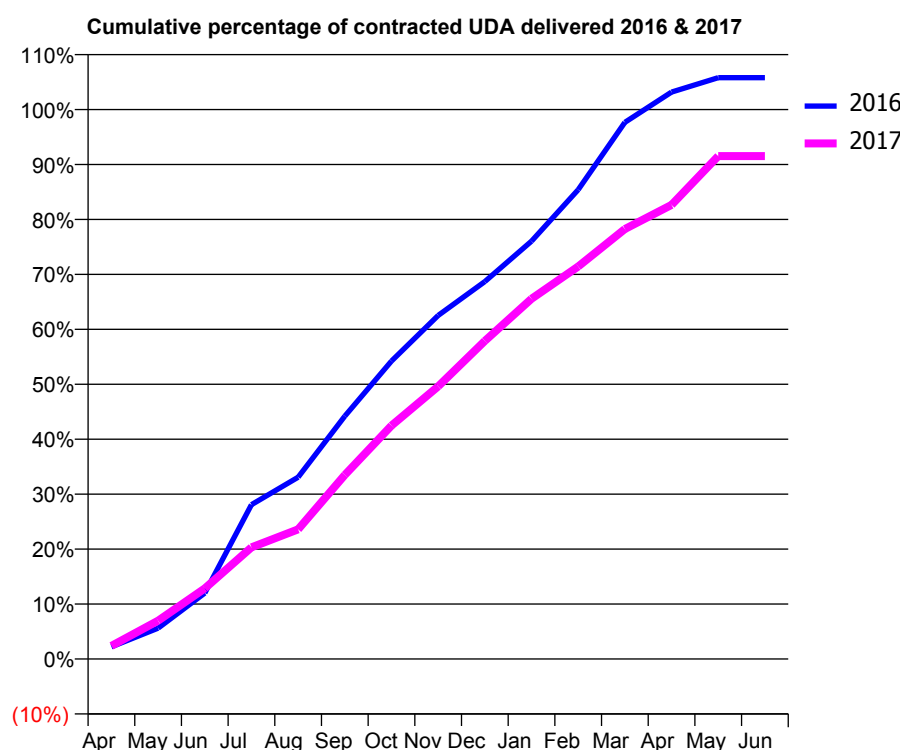
16/17 Contracted general activity (UDA)	7,727
Carry forward general activity (UDA)	-155
16/17 Contracted orthodontic activity (UOA)	0
Carry forward orthodontic activity (UOA)	0
Baseline contract value	£195,487.51

ACCESS*

Patients seen in 24 months	Total	Change since previous quarter
Quarter ending March 2016	3,001	
Quarter ending June 2016	2,951	↓
Quarter ending September 2016	2,890	↓
Quarter ending December 2016	2,904	→
Quarter ending March 2017	2,782	↓
Variance since March 2016	(7.3%)	↓



ACTIVITY



Adjusted Scheduled Activity (UDA)		
Month	2016	2017
April	172	184
May	434	539
June	928	994
July	2,170	1,571
August	2,557	1,824
September	3,415	2,588
October	4,190	3,282
November	4,831	3,833
December	5,307	4,473
January	5,876	5,066
February	6,599	5,520
March	7,547	6,046
April	7,972	6,385
May	8,174	7,072
June	8,174	7,072

QUALITY

	Quantity	Base Number	Contract	AT	Region	England
% of FP17s for the same patient ID Re-attending within 3 months - Children	19	575	3.3%	9.8%	11.9%	12.3%
% of FP17s for the same patient ID Re-attending within 3 months - Adults	212	2,319	9.1%	15.9%	16.6%	16.7%
% of FP17s for the same patient ID Re-attending between 3 & 9 months - Children	259	575	45.0%	59.0%	60.2%	57.6%
% of FP17s for the same patient ID Re-attending between 3 & 9 months - Adults	1,067	2,319	46.0%	50.5%	51.5%	50.1%
% of FP17s for Band 1 Urgent Courses	51	3,058	1.7%	9.5%	9.5%	9.1%
% of FP17s Relating to Free Repair or Replacements	3	3,058	0.1%	0.6%	0.7%	0.8%
% of FP17s Relating to Continuations	0	3,058	0.0%	1.1%	1.2%	1.2%
% of Patients satisfied with the dentistry they have received	7	7	N/A	92.4%	93.1%	92.8%
% of Patients satisfied with the time they had to wait for an appointment	7	7	N/A	89.1%	88.8%	88.7%

* This is based on patients treated on this contract for their most recent course of treatment. Figures in italics indicate the base number of FP17s or Patient Questionnaire responses are less than 100. N/A is shown where the base number of responses is less than 10 during the period. % is calculated as Quantity/Base number*100

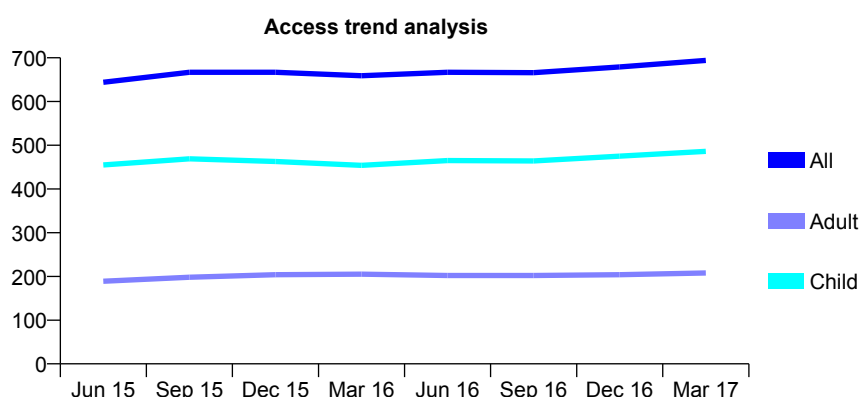
Q68 - Vital Signs At a Glance Contract Report for 307068/0001 - Year end March 2017

Name or company name	MR TJ MCNULTY
Contract type name	GDS Contract
Purpose of contract	General
Contract start date	01/04/2006
Contract end date	

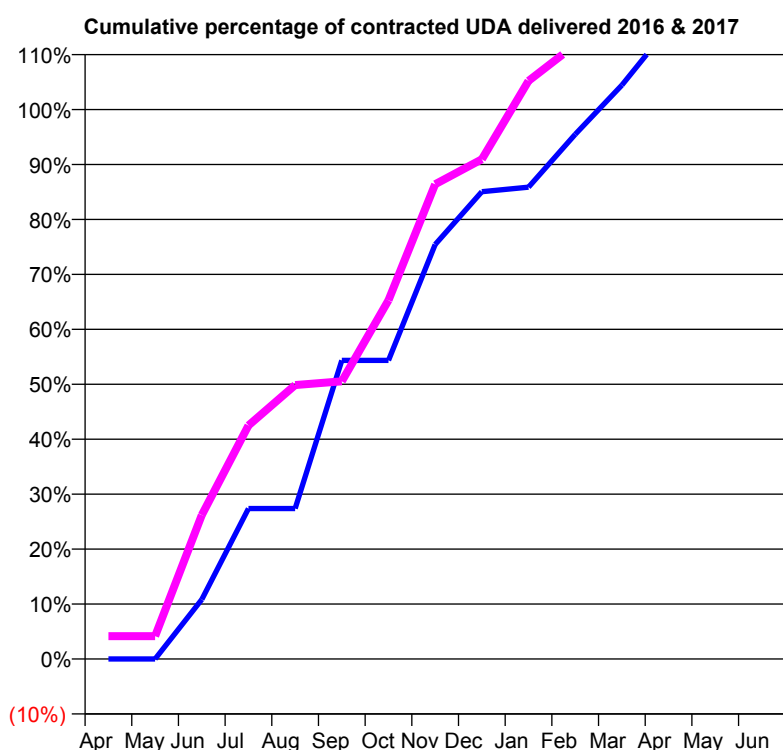
16/17 Contracted general activity (UDA)	750
Carry forward general activity (UDA)	-15
16/17 Contracted orthodontic activity (UOA)	0
Carry forward orthodontic activity (UOA)	0
Baseline contract value	£17,136.77

ACCESS*

Patients seen in 24 months	Total	Change since previous quarter
Quarter ending March 2016	659	
Quarter ending June 2016	667	→
Quarter ending September 2016	666	→
Quarter ending December 2016	679	→
Quarter ending March 2017	694	↑
Variance since March 2016	5.3%	↑



ACTIVITY



Adjusted Scheduled Activity (UDA)		
Month	2016	2017
April	0	31
May	0	31
June	81	196
July	205	319
August	205	374
September	408	379
October	408	490
November	566	648
December	638	682
January	644	789
February	716	838
March	783	960
April	862	1,024
May	866	1,026
June	878	1,026

QUALITY

	Quantity	Base Number	Contract	AT	Region	England
% of FP17s for the same patient ID Re-attending within 3 months - Children	21	657	3.2%	9.8%	11.9%	12.3%
% of FP17s for the same patient ID Re-attending within 3 months - Adults	1	172	0.6%	15.9%	16.6%	16.7%
% of FP17s for the same patient ID Re-attending between 3 & 9 months - Children	382	657	58.1%	59.0%	60.2%	57.6%
% of FP17s for the same patient ID Re-attending between 3 & 9 months - Adults	60	172	34.9%	50.5%	51.5%	50.1%
% of FP17s for Band 1 Urgent Courses	18	794	2.3%	9.5%	9.5%	9.1%
% of FP17s Relating to Free Repair or Replacements	0	794	0.0%	0.6%	0.7%	0.8%
% of FP17s Relating to Continuations	0	794	0.0%	1.1%	1.2%	1.2%
% of Patients satisfied with the dentistry they have received	0	0	N/A	92.4%	93.1%	92.8%
% of Patients satisfied with the time they had to wait for an appointment	0	0	N/A	89.1%	88.8%	88.7%

* This is based on patients treated on this contract for their most recent course of treatment. Figures in italics indicate the base number of FP17s or Patient Questionnaire responses are less than 100. N/A is shown where the base number of responses is less than 10 during the period. % is calculated as Quantity/Base number*100

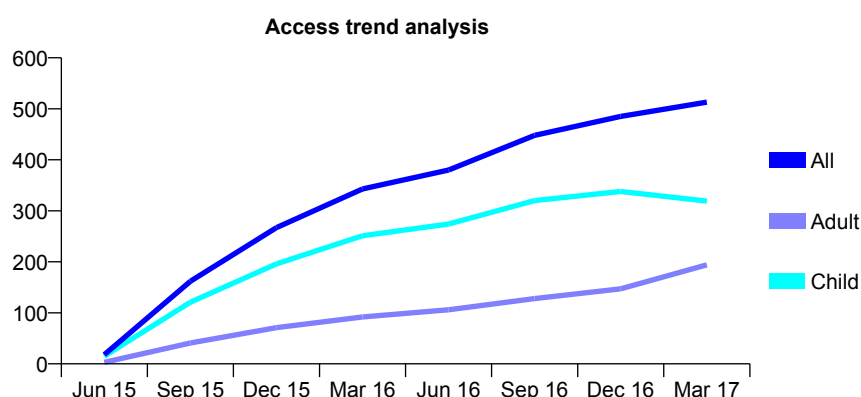
Q68 - Vital Signs At a Glance Contract Report for 308129/0003 - Year end March 2017

Name or company name	MISS M JADIDI
Contract type name	GDS Contract
Purpose of contract	General
Contract start date	26/05/2015
Contract end date	

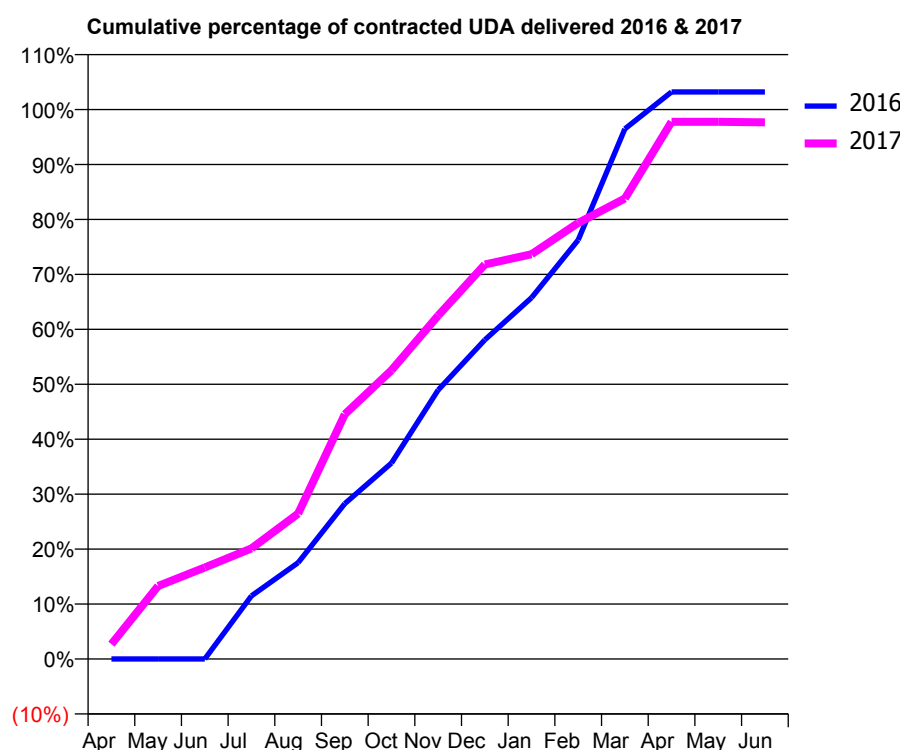
16/17 Contracted general activity (UDA)	1,014
Carry forward general activity (UDA)	-15
16/17 Contracted orthodontic activity (UOA)	0
Carry forward orthodontic activity (UOA)	0
Baseline contract value	£25,031.77

ACCESS*

Patients seen in 24 months	Total	Change since previous quarter
Quarter ending March 2016	343	
Quarter ending June 2016	380	↑
Quarter ending September 2016	448	↑
Quarter ending December 2016	485	↑
Quarter ending March 2017	513	↑
Variance since March 2016	49.6%	↑



ACTIVITY



Month	Adjusted Scheduled Activity (UDA)	
	2016	2017
April	0	27
May	0	135
June	0	169
July	99	204
August	151	268
September	244	452
October	307	533
November	422	634
December	500	728
January	566	747
February	657	805
March	831	850
April	889	991
May	889	991
June	889	990

QUALITY

	Quantity	Base Number	Contract	AT	Region	England
% of FP17s for the same patient ID Re-attending within 3 months - Children	24	400	6.0%	9.8%	11.9%	12.3%
% of FP17s for the same patient ID Re-attending within 3 months - Adults	10	134	7.5%	15.9%	16.6%	16.7%
% of FP17s for the same patient ID Re-attending between 3 & 9 months - Children	193	400	48.3%	59.0%	60.2%	57.6%
% of FP17s for the same patient ID Re-attending between 3 & 9 months - Adults	39	134	29.1%	50.5%	51.5%	50.1%
% of FP17s for Band 1 Urgent Courses	27	563	4.8%	9.5%	9.5%	9.1%
% of FP17s Relating to Free Repair or Replacements	3	563	0.5%	0.6%	0.7%	0.8%
% of FP17s Relating to Continuations	3	563	0.5%	1.1%	1.2%	1.2%
% of Patients satisfied with the dentistry they have received	0	1	N/A	92.4%	93.1%	92.8%
% of Patients satisfied with the time they had to wait for an appointment	0	1	N/A	89.1%	88.8%	88.7%

* This is based on patients treated on this contract for their most recent course of treatment. Figures in italics indicate the base number of FP17s or Patient Questionnaire responses are less than 100. N/A is shown where the base number of responses is less than 10 during the period. % is calculated as Quantity/Base number*100

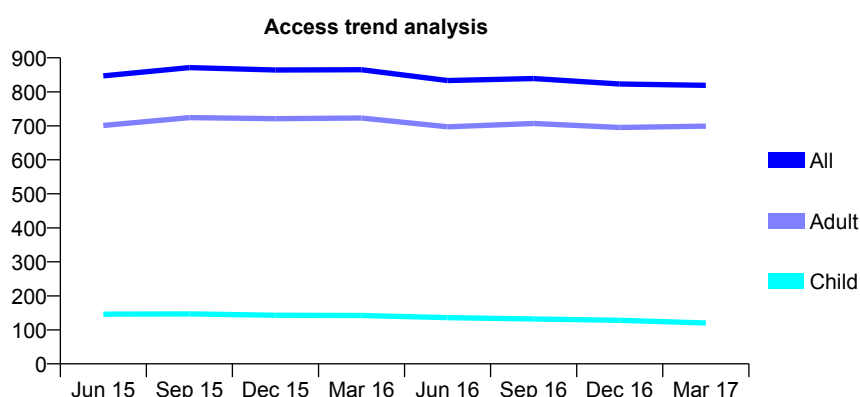
Q68 - Vital Signs At a Glance Contract Report for 309885/0001 - Year end March 2017

Name or company name	MR DR KELLY
Contract type name	GDS Contract
Purpose of contract	General
Contract start date	01/04/2006
Contract end date	

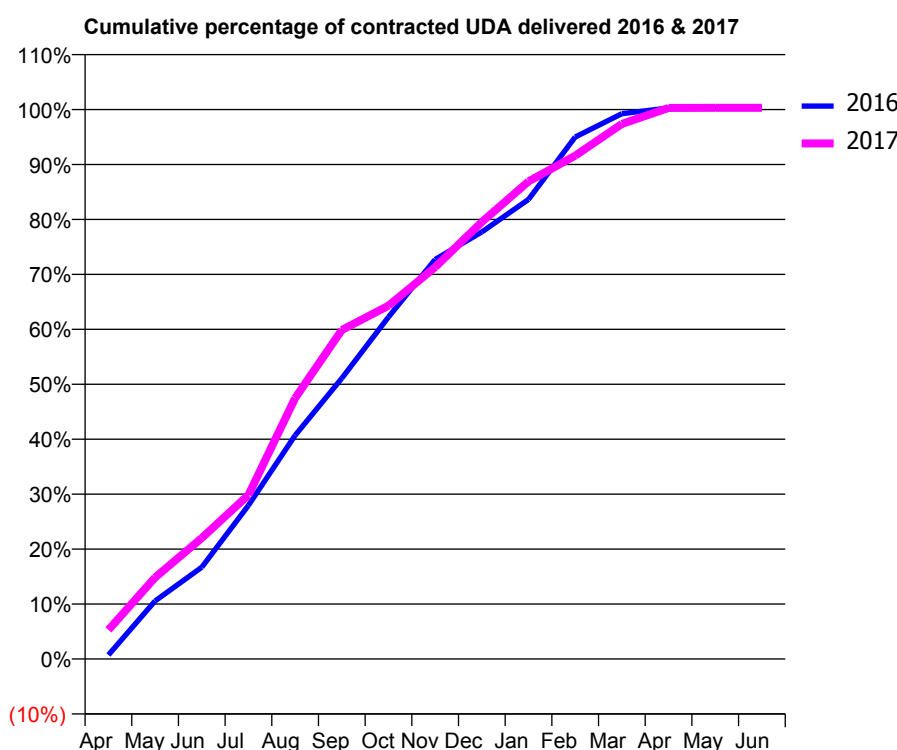
16/17 Contracted general activity (UDA)	2,193
Carry forward general activity (UDA)	-6
16/17 Contracted orthodontic activity (UOA)	0
Carry forward orthodontic activity (UOA)	0
Baseline contract value	£50,068.28

ACCESS*

Patients seen in 24 months	Total	Change since previous quarter
Quarter ending March 2016	865	
Quarter ending June 2016	833	↓
Quarter ending September 2016	839	→
Quarter ending December 2016	823	↓
Quarter ending March 2017	819	→
Variance since March 2016	(5.3%)	↓



ACTIVITY



Adjusted Scheduled Activity (UDA)		
Month	2016	2017
April	16	116
May	232	325
June	366	483
July	613	655
August	893	1,041
September	1,121	1,313
October	1,365	1,410
November	1,595	1,564
December	1,704	1,744
January	1,834	1,906
February	2,083	2,009
March	2,176	2,135
April	2,199	2,199
May	2,199	2,200
June	2,199	2,200

QUALITY

	Quantity	Base Number	Contract	AT	Region	England
% of FP17s for the same patient ID Re-attending within 3 months - Children	15	209	7.2%	9.8%	11.9%	12.3%
% of FP17s for the same patient ID Re-attending within 3 months - Adults	86	994	8.7%	15.9%	16.6%	16.7%
% of FP17s for the same patient ID Re-attending between 3 & 9 months - Children	146	209	69.9%	59.0%	60.2%	57.6%
% of FP17s for the same patient ID Re-attending between 3 & 9 months - Adults	523	994	52.6%	50.5%	51.5%	50.1%
% of FP17s for Band 1 Urgent Courses	125	1,216	10.3%	9.5%	9.5%	9.1%
% of FP17s Relating to Free Repair or Replacements	0	1,216	0.0%	0.6%	0.7%	0.8%
% of FP17s Relating to Continuations	24	1,216	2.0%	1.1%	1.2%	1.2%
% of Patients satisfied with the dentistry they have received	2	2	N/A	92.4%	93.1%	92.8%
% of Patients satisfied with the time they had to wait for an appointment	2	2	N/A	89.1%	88.8%	88.7%

* This is based on patients treated on this contract for their most recent course of treatment. Figures in italics indicate the base number of FP17s or Patient Questionnaire responses are less than 100. N/A is shown where the base number of responses is less than 10 during the period. % is calculated as Quantity/Base number*100

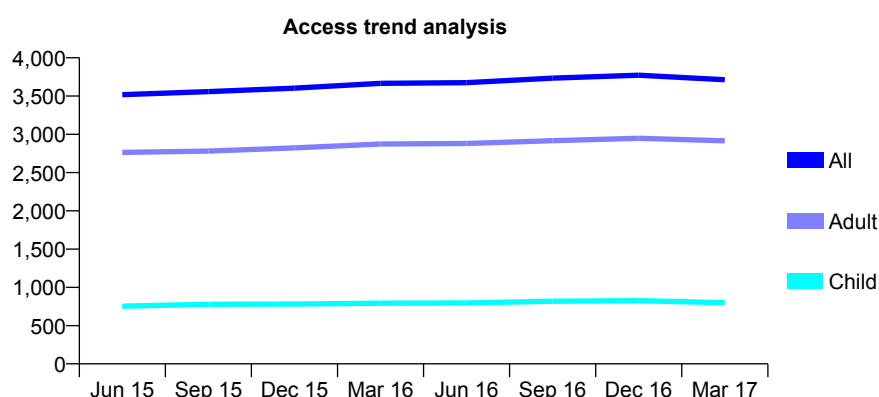
Q68 - Vital Signs At a Glance Contract Report for 318817/0001 - Year end March 2017

Name or company name	MR CC POORE
Contract type name	GDS Contract
Purpose of contract	General
Contract start date	01/04/2006
Contract end date	

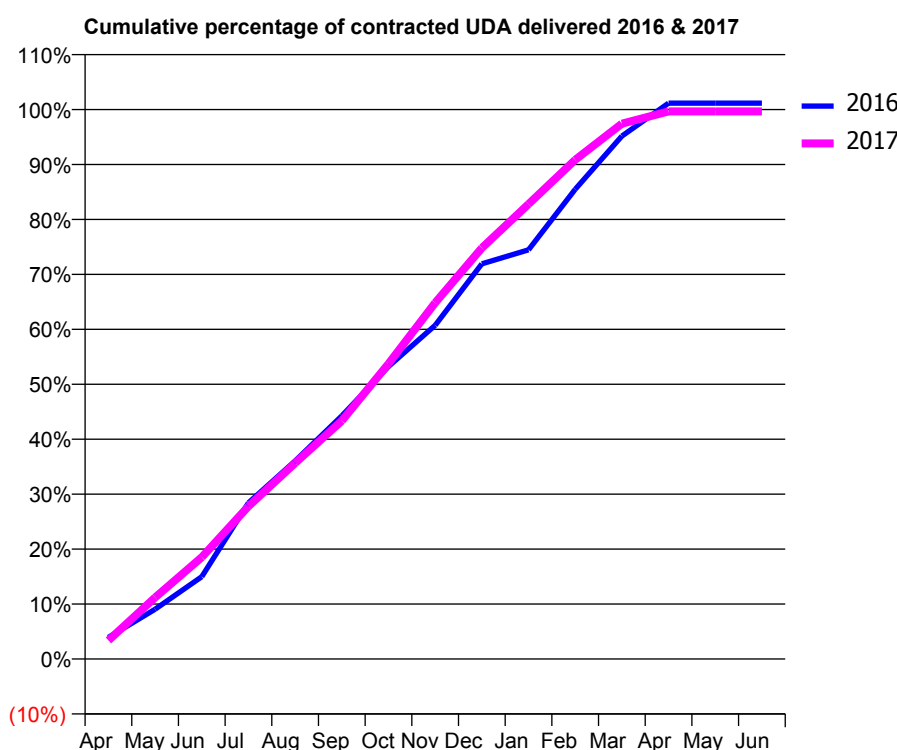
16/17 Contracted general activity (UDA)	9,903
Carry forward general activity (UDA)	-115
16/17 Contracted orthodontic activity (UOA)	0
Carry forward orthodontic activity (UOA)	0
Baseline contract value	£234,561.54

ACCESS*

Patients seen in 24 months	Total	Change since previous quarter
Quarter ending March 2016	3,666	
Quarter ending June 2016	3,675	→
Quarter ending September 2016	3,735	→
Quarter ending December 2016	3,773	→
Quarter ending March 2017	3,714	↓
Variance since March 2016	1.3%	→



ACTIVITY



Adjusted Scheduled Activity (UDA)		
Month	2016	2017
April	390	335
May	898	1,110
June	1,483	1,835
July	2,816	2,752
August	3,570	3,530
September	4,383	4,292
October	5,270	5,322
November	6,014	6,421
December	7,121	7,408
January	7,374	8,197
February	8,465	8,996
March	9,425	9,649
April	10,018	9,868
May	10,018	9,869
June	10,018	9,869

QUALITY

	Quantity	Base Number	Contract	AT	Region	England
% of FP17s for the same patient ID Re-attending within 3 months - Children	56	1,064	5.3%	9.8%	11.9%	12.3%
% of FP17s for the same patient ID Re-attending within 3 months - Adults	628	4,095	15.3%	15.9%	16.6%	16.7%
% of FP17s for the same patient ID Re-attending between 3 & 9 months - Children	571	1,064	53.7%	59.0%	60.2%	57.6%
% of FP17s for the same patient ID Re-attending between 3 & 9 months - Adults	2,175	4,095	53.1%	50.5%	51.5%	50.1%
% of FP17s for Band 1 Urgent Courses	413	4,948	8.3%	9.5%	9.5%	9.1%
% of FP17s Relating to Free Repair or Replacements	114	4,948	2.3%	0.6%	0.7%	0.8%
% of FP17s Relating to Continuations	8	4,948	0.2%	1.1%	1.2%	1.2%
% of Patients satisfied with the dentistry they have received	3	3	N/A	92.4%	93.1%	92.8%
% of Patients satisfied with the time they had to wait for an appointment	3	3	N/A	89.1%	88.8%	88.7%

* This is based on patients treated on this contract for their most recent course of treatment. Figures in italics indicate the base number of FP17s or Patient Questionnaire responses are less than 100. N/A is shown where the base number of responses is less than 10 during the period. % is calculated as Quantity/Base number*100

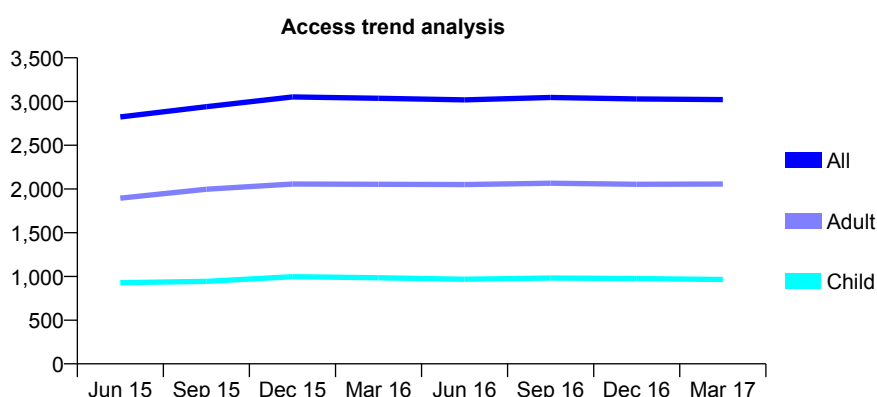
Q68 - Vital Signs At a Glance Contract Report for 319333/0001 - Year end March 2017

Name or company name	MISS CA HALLWORTH
Contract type name	GDS Contract
Purpose of contract	General
Contract start date	01/04/2006
Contract end date	

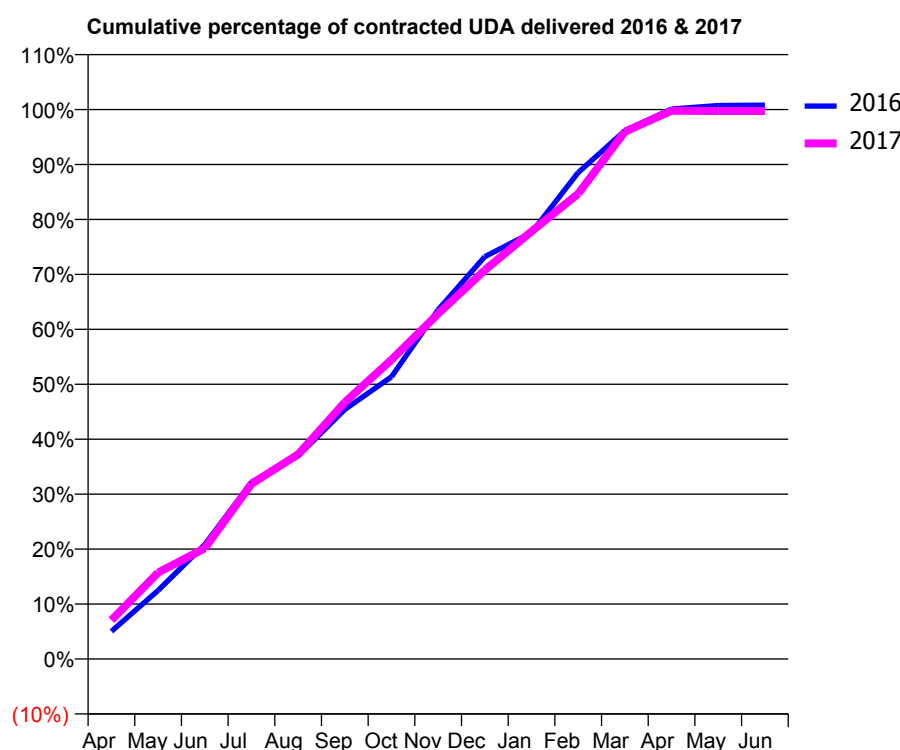
16/17 Contracted general activity (UDA)	8,875
Carry forward general activity (UDA)	-70
16/17 Contracted orthodontic activity (UOA)	0
Carry forward orthodontic activity (UOA)	0
Baseline contract value	£343,208.50

ACCESS*

Patients seen in 24 months	Total	Change since previous quarter
Quarter ending March 2016	3,037	
Quarter ending June 2016	3,019	→
Quarter ending September 2016	3,046	→
Quarter ending December 2016	3,029	→
Quarter ending March 2017	3,022	→
Variance since March 2016	(0.5%)	→



ACTIVITY



Adjusted Scheduled Activity (UDA)		
Month	2016	2017
April	446	628
May	1,108	1,397
June	1,850	1,788
July	2,855	2,829
August	3,281	3,304
September	4,031	4,147
October	4,559	4,835
November	5,641	5,577
December	6,498	6,282
January	6,886	6,906
February	7,858	7,515
March	8,531	8,517
April	8,882	8,855
May	8,938	8,851
June	8,945	8,850

QUALITY

	Quantity	Base Number	Contract	AT	Region	England
% of FP17s for the same patient ID Re-attending within 3 months - Children	116	1,748	6.6%	9.8%	11.9%	12.3%
% of FP17s for the same patient ID Re-attending within 3 months - Adults	408	3,336	12.2%	15.9%	16.6%	16.7%
% of FP17s for the same patient ID Re-attending between 3 & 9 months - Children	1,290	1,748	73.8%	59.0%	60.2%	57.6%
% of FP17s for the same patient ID Re-attending between 3 & 9 months - Adults	2,379	3,336	71.3%	50.5%	51.5%	50.1%
% of FP17s for Band 1 Urgent Courses	236	4,630	5.1%	9.5%	9.5%	9.1%
% of FP17s Relating to Free Repair or Replacements	41	4,630	0.9%	0.6%	0.7%	0.8%
% of FP17s Relating to Continuations	27	4,630	0.6%	1.1%	1.2%	1.2%
% of Patients satisfied with the dentistry they have received	7	7	N/A	92.4%	93.1%	92.8%
% of Patients satisfied with the time they had to wait for an appointment	7	7	N/A	89.1%	88.8%	88.7%

* This is based on patients treated on this contract for their most recent course of treatment. Figures in italics indicate the base number of FP17s or Patient Questionnaire responses are less than 100. N/A is shown where the base number of responses is less than 10 during the period. % is calculated as Quantity/Base number*100

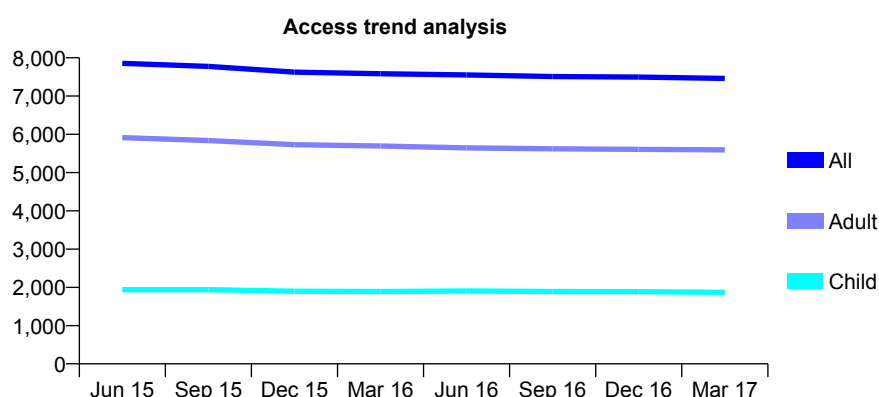
Q68 - Vital Signs At a Glance Contract Report for 320285/0001 - Year end March 2017

Name or company name	MR GS SANDHU
Contract type name	GDS Contract
Purpose of contract	General
Contract start date	01/04/2006
Contract end date	

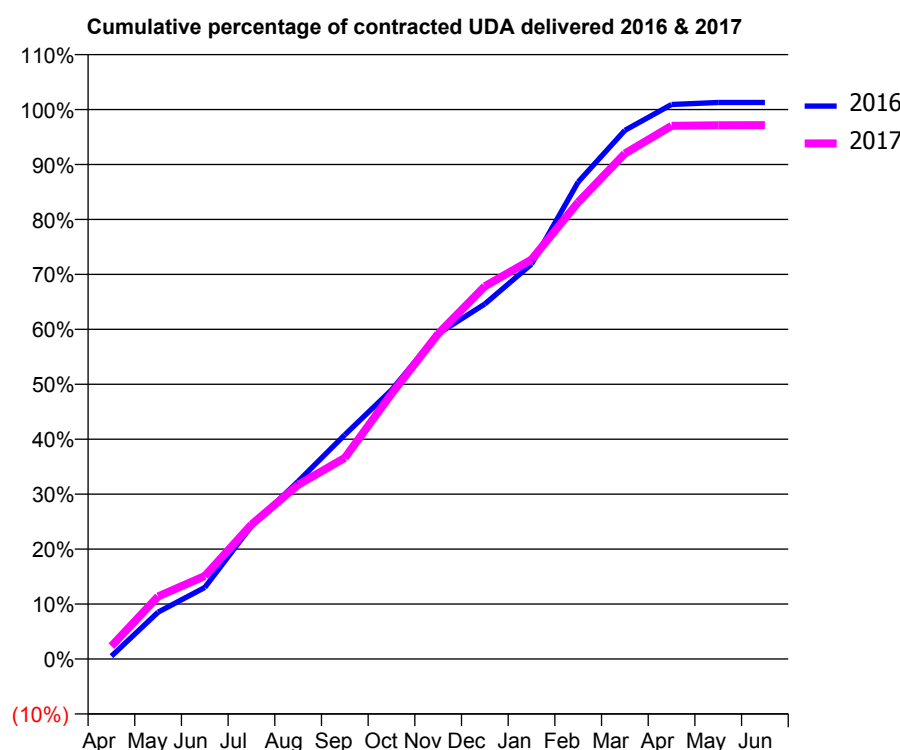
16/17 Contracted general activity (UDA)	25,689
Carry forward general activity (UDA)	-331
16/17 Contracted orthodontic activity (UOA)	0
Carry forward orthodontic activity (UOA)	0
Baseline contract value	£792,940.85

ACCESS*

Patients seen in 24 months	Total	Change since previous quarter
Quarter ending March 2016	7,585	
Quarter ending June 2016	7,551	→
Quarter ending September 2016	7,511	→
Quarter ending December 2016	7,496	→
Quarter ending March 2017	7,462	→
Variance since March 2016	(1.6%)	↓



ACTIVITY



Month	Adjusted Scheduled Activity (UDA)	
	2016	2017
April	133	599
May	2,189	2,926
June	3,342	3,880
July	6,216	6,285
August	8,306	8,142
September	10,481	9,404
October	12,578	12,398
November	15,210	15,210
December	16,598	17,429
January	18,463	18,671
February	22,302	21,357
March	24,713	23,628
April	25,925	24,925
May	26,016	24,949
June	26,020	24,956

QUALITY

	Quantity	Base Number	Contract	AT	Region	England
% of FP17s for the same patient ID Re-attending within 3 months - Children	171	2,219	7.7%	9.8%	11.9%	12.3%
% of FP17s for the same patient ID Re-attending within 3 months - Adults	1,147	7,175	16.0%	15.9%	16.6%	16.7%
% of FP17s for the same patient ID Re-attending between 3 & 9 months - Children	921	2,219	41.5%	59.0%	60.2%	57.6%
% of FP17s for the same patient ID Re-attending between 3 & 9 months - Adults	3,433	7,175	47.8%	50.5%	51.5%	50.1%
% of FP17s for Band 1 Urgent Courses	1,040	9,382	11.1%	9.5%	9.5%	9.1%
% of FP17s Relating to Free Repair or Replacements	73	9,382	0.8%	0.6%	0.7%	0.8%
% of FP17s Relating to Continuations	221	9,382	2.4%	1.1%	1.2%	1.2%
% of Patients satisfied with the dentistry they have received	18	18	100.0%	92.4%	93.1%	92.8%
% of Patients satisfied with the time they had to wait for an appointment	14	18	77.8%	89.1%	88.8%	88.7%

* This is based on patients treated on this contract for their most recent course of treatment. Figures in italics indicate the base number of FP17s or Patient Questionnaire responses are less than 100. N/A is shown where the base number of responses is less than 10 during the period. % is calculated as Quantity/Base number*100

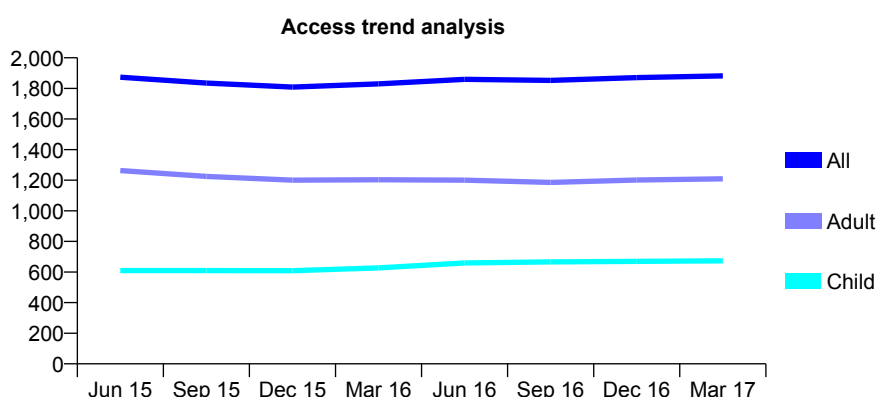
Q68 - Vital Signs At a Glance Contract Report for 320315/0002 - Year end March 2017

Name or company name	MR JS KETTLE
Contract type name	GDS Contract
Purpose of contract	General
Contract start date	01/11/2007
Contract end date	

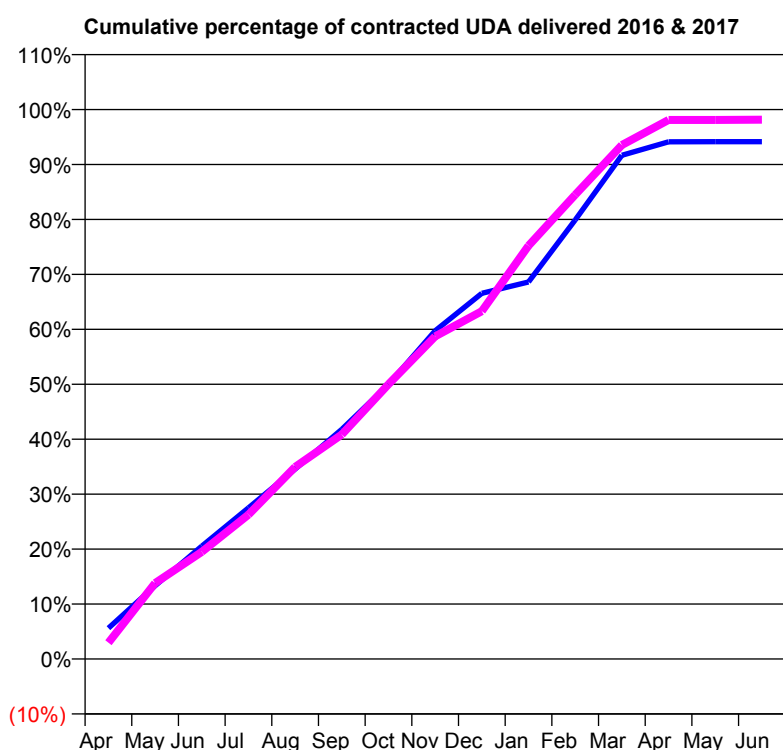
16/17 Contracted general activity (UDA)	2,400
Carry forward general activity (UDA)	0
16/17 Contracted orthodontic activity (UOA)	0
Carry forward orthodontic activity (UOA)	0
Baseline contract value	£53,147.96

ACCESS*

Patients seen in 24 months	Total	Change since previous quarter
Quarter ending March 2016	1,830	
Quarter ending June 2016	1,859	→
Quarter ending September 2016	1,852	→
Quarter ending December 2016	1,871	→
Quarter ending March 2017	1,882	→
Variance since March 2016	2.8%	↑



ACTIVITY



Adjusted Scheduled Activity (UDA)		
Month	2016	2017
April	135	71
May	320	332
June	493	468
July	660	631
August	830	839
September	1,003	980
October	1,200	1,200
November	1,434	1,409
December	1,597	1,519
January	1,647	1,805
February	1,917	2,028
March	2,200	2,245
April	2,259	2,354
May	2,260	2,354
June	2,260	2,355

QUALITY

	Quantity	Base Number	Contract	AT	Region	England
% of FP17s for the same patient ID Re-attending within 3 months - Children	69	1,036	6.7%	9.8%	11.9%	12.3%
% of FP17s for the same patient ID Re-attending within 3 months - Adults	261	1,659	15.7%	15.9%	16.6%	16.7%
% of FP17s for the same patient ID Re-attending between 3 & 9 months - Children	617	1,036	59.6%	59.0%	60.2%	57.6%
% of FP17s for the same patient ID Re-attending between 3 & 9 months - Adults	855	1,659	51.5%	50.5%	51.5%	50.1%
% of FP17s for Band 1 Urgent Courses	87	1,461	6.0%	9.5%	9.5%	9.1%
% of FP17s Relating to Free Repair or Replacements	2	1,461	0.1%	0.6%	0.7%	0.8%
% of FP17s Relating to Continuations	34	1,461	2.3%	1.1%	1.2%	1.2%
% of Patients satisfied with the dentistry they have received	2	2	N/A	92.4%	93.1%	92.8%
% of Patients satisfied with the time they had to wait for an appointment	2	2	N/A	89.1%	88.8%	88.7%

* This is based on patients treated on this contract for their most recent course of treatment. Figures in italics indicate the base number of FP17s or Patient Questionnaire responses are less than 100. N/A is shown where the base number of responses is less than 10 during the period. % is calculated as Quantity/Base number*100

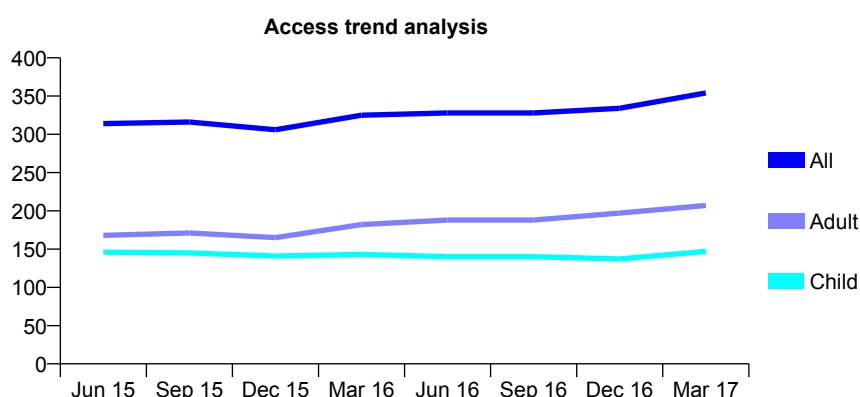
Q68 - Vital Signs At a Glance Contract Report for 320811/0001 - Year end March 2017

Name or company name	MR AH CURTIS
Contract type name	GDS Contract
Purpose of contract	General
Contract start date	01/04/2006
Contract end date	

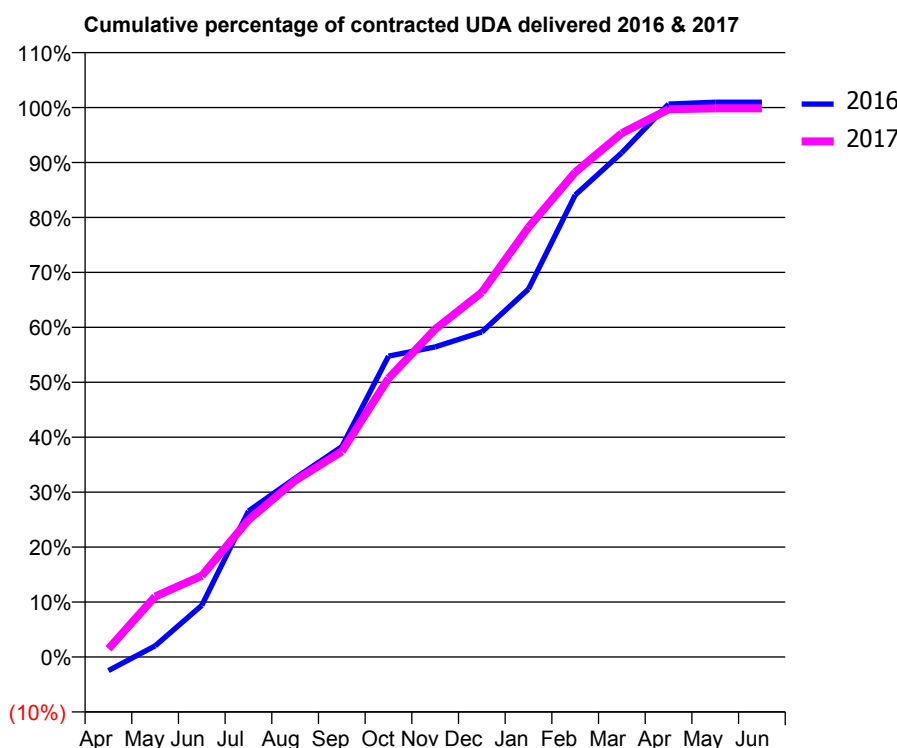
16/17 Contracted general activity (UDA)	604
Carry forward general activity (UDA)	-6
16/17 Contracted orthodontic activity (UOA)	0
Carry forward orthodontic activity (UOA)	0
Baseline contract value	£14,779.50

ACCESS*

Patients seen in 24 months	Total	Change since previous quarter
Quarter ending March 2016	325	
Quarter ending June 2016	328	→
Quarter ending September 2016	328	→
Quarter ending December 2016	334	→
Quarter ending March 2017	354	↑
Variance since March 2016	8.9%	↑



ACTIVITY



Month	Adjusted Scheduled Activity (UDA)	
	2016	2017
April	-15	9
May	12	66
June	57	89
July	160	151
August	197	194
September	231	226
October	331	306
November	341	360
December	357	401
January	404	472
February	508	533
March	554	576
April	608	602
May	610	603
June	610	603

QUALITY

	Quantity	Base Number	Contract	AT	Region	England
% of FP17s for the same patient ID Re-attending within 3 months - Children	7	203	3.4%	9.8%	11.9%	12.3%
% of FP17s for the same patient ID Re-attending within 3 months - Adults	11	191	5.8%	15.9%	16.6%	16.7%
% of FP17s for the same patient ID Re-attending between 3 & 9 months - Children	134	203	66.0%	59.0%	60.2%	57.6%
% of FP17s for the same patient ID Re-attending between 3 & 9 months - Adults	83	191	43.5%	50.5%	51.5%	50.1%
% of FP17s for Band 1 Urgent Courses	15	368	4.1%	9.5%	9.5%	9.1%
% of FP17s Relating to Free Repair or Replacements	0	368	0.0%	0.6%	0.7%	0.8%
% of FP17s Relating to Continuations	0	368	0.0%	1.1%	1.2%	1.2%
% of Patients satisfied with the dentistry they have received	1	1	N/A	92.4%	93.1%	92.8%
% of Patients satisfied with the time they had to wait for an appointment	1	1	N/A	89.1%	88.8%	88.7%

* This is based on patients treated on this contract for their most recent course of treatment. Figures in italics indicate the base number of FP17s or Patient Questionnaire responses are less than 100. N/A is shown where the base number of responses is less than 10 during the period. % is calculated as Quantity/Base number*100

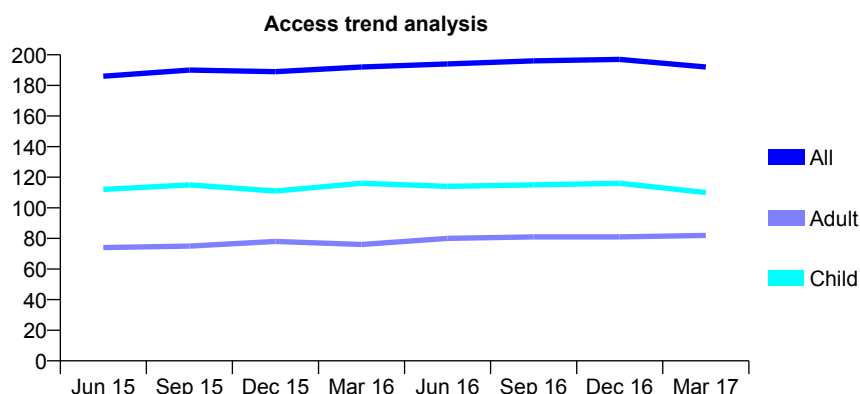
Q68 - Vital Signs At a Glance Contract Report for 322091/0001 - Year end March 2017

Name or company name	MRS SF COOPER
Contract type name	GDS Contract
Purpose of contract	General
Contract start date	01/04/2006
Contract end date	

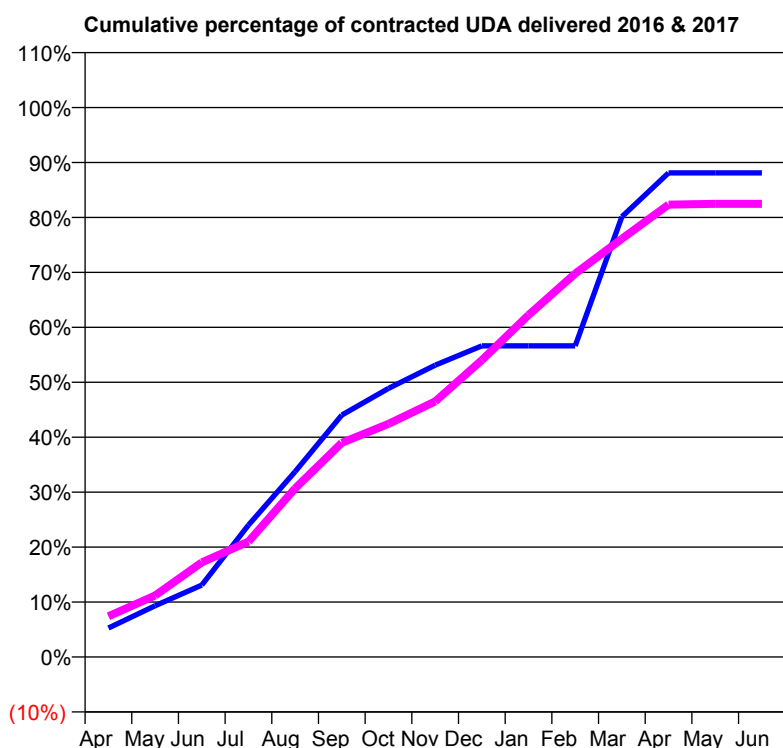
16/17 Contracted general activity (UDA)	664
Carry forward general activity (UDA)	0
16/17 Contracted orthodontic activity (UOA)	0
Carry forward orthodontic activity (UOA)	0
Baseline contract value	£15,484.50

ACCESS*

Patients seen in 24 months	Total	Change since previous quarter
Quarter ending March 2016	192	
Quarter ending June 2016	194	→
Quarter ending September 2016	196	→
Quarter ending December 2016	197	→
Quarter ending March 2017	192	↓
Variance since March 2016	0.0%	→



ACTIVITY



Adjusted Scheduled Activity (UDA)		
Month	2016	2017
April	35	49
May	62	74
June	87	114
July	159	139
August	224	204
September	292	259
October	325	282
November	353	309
December	376	359
January	376	413
February	376	463
March	532	505
April	585	547
May	585	548
June	585	548

QUALITY

	Quantity	Base Number	Contract	AT	Region	England
% of FP17s for the same patient ID Re-attending within 3 months - Children	6	177	3.4%	9.8%	11.9%	12.3%
% of FP17s for the same patient ID Re-attending within 3 months - Adults	7	84	8.3%	15.9%	16.6%	16.7%
% of FP17s for the same patient ID Re-attending between 3 & 9 months - Children	108	177	61.0%	59.0%	60.2%	57.6%
% of FP17s for the same patient ID Re-attending between 3 & 9 months - Adults	50	84	59.5%	50.5%	51.5%	50.1%
% of FP17s for Band 1 Urgent Courses	8	263	3.0%	9.5%	9.5%	9.1%
% of FP17s Relating to Free Repair or Replacements	0	263	0.0%	0.6%	0.7%	0.8%
% of FP17s Relating to Continuations	0	263	0.0%	1.1%	1.2%	1.2%
% of Patients satisfied with the dentistry they have received	0	0	N/A	92.4%	93.1%	92.8%
% of Patients satisfied with the time they had to wait for an appointment	0	0	N/A	89.1%	88.8%	88.7%

* This is based on patients treated on this contract for their most recent course of treatment. Figures in italics indicate the base number of FP17s or Patient Questionnaire responses are less than 100. N/A is shown where the base number of responses is less than 10 during the period. % is calculated as Quantity/Base number*100

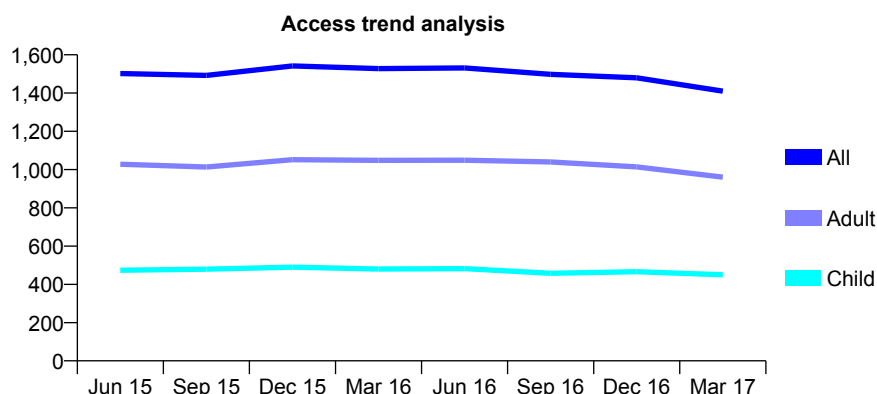
Q68 - Vital Signs At a Glance Contract Report for 324213/0001 - Year end March 2017

Name or company name	Abraham Askari-Yagane
Contract type name	GDS Contract
Purpose of contract	General
Contract start date	01/04/2006
Contract end date	

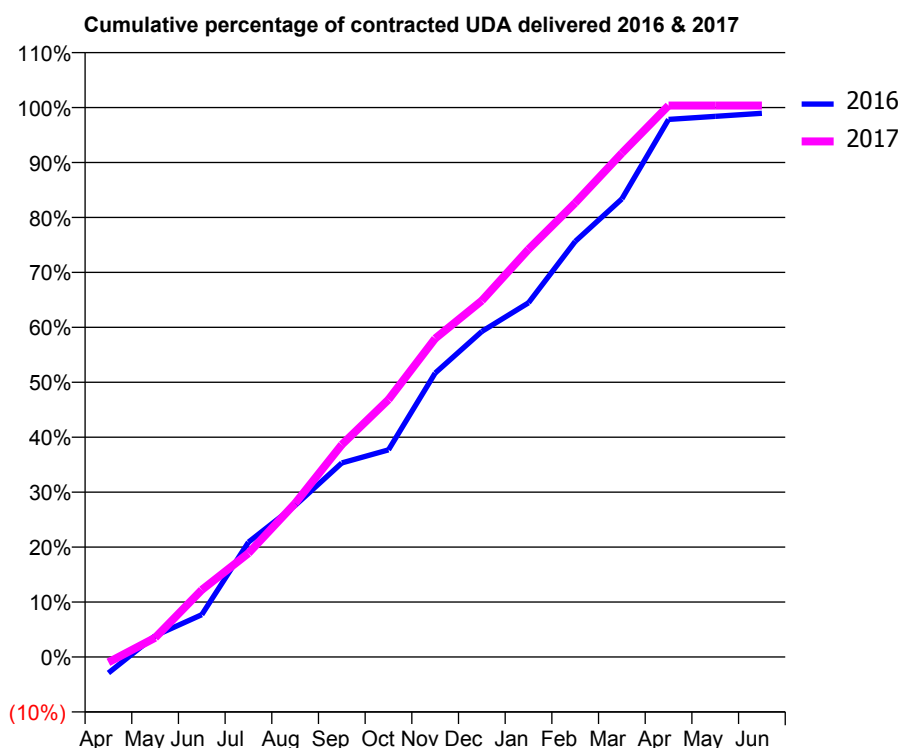
16/17 Contracted general activity (UDA)	3,561
Carry forward general activity (UDA)	37
16/17 Contracted orthodontic activity (UOA)	0
Carry forward orthodontic activity (UOA)	0
Baseline contract value	£85,787.38

ACCESS*

Patients seen in 24 months	Total	Change since previous quarter
Quarter ending March 2016	1,528	
Quarter ending June 2016	1,531	→
Quarter ending September 2016	1,498	↓
Quarter ending December 2016	1,480	↓
Quarter ending March 2017	1,410	↓
Variance since March 2016	(7.7%)	↓



ACTIVITY



Adjusted Scheduled Activity (UDA)		
Month	2016	2017
April	-104	-35
May	138	125
June	274	435
July	745	673
August	982	996
September	1,257	1,376
October	1,342	1,669
November	1,840	2,064
December	2,110	2,310
January	2,296	2,642
February	2,693	2,943
March	2,969	3,265
April	3,483	3,573
May	3,503	3,573
June	3,524	3,573

QUALITY

	Quantity	Base Number	Contract	AT	Region	England
% of FP17s for the same patient ID Re-attending within 3 months - Children	21	547	3.8%	9.8%	11.9%	12.3%
% of FP17s for the same patient ID Re-attending within 3 months - Adults	145	1,108	13.1%	15.9%	16.6%	16.7%
% of FP17s for the same patient ID Re-attending between 3 & 9 months - Children	248	547	45.3%	59.0%	60.2%	57.6%
% of FP17s for the same patient ID Re-attending between 3 & 9 months - Adults	463	1,108	41.8%	50.5%	51.5%	50.1%
% of FP17s for Band 1 Urgent Courses	117	1,629	7.2%	9.5%	9.5%	9.1%
% of FP17s Relating to Free Repair or Replacements	0	1,629	0.0%	0.6%	0.7%	0.8%
% of FP17s Relating to Continuations	0	1,629	0.0%	1.1%	1.2%	1.2%
% of Patients satisfied with the dentistry they have received	1	2	N/A	92.4%	93.1%	92.8%
% of Patients satisfied with the time they had to wait for an appointment	1	2	N/A	89.1%	88.8%	88.7%

* This is based on patients treated on this contract for their most recent course of treatment. Figures in italics indicate the base number of FP17s or Patient Questionnaire responses are less than 100. N/A is shown where the base number of responses is less than 10 during the period. % is calculated as Quantity/Base number*100

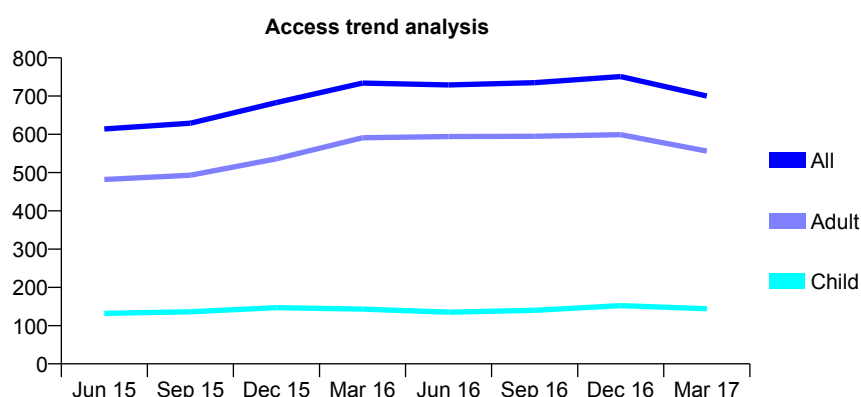
Q68 - Vital Signs At a Glance Contract Report for 324477/0001 - Year end March 2017

Name or company name	MR IH MCGREGOR
Contract type name	GDS Contract
Purpose of contract	General
Contract start date	01/04/2006
Contract end date	

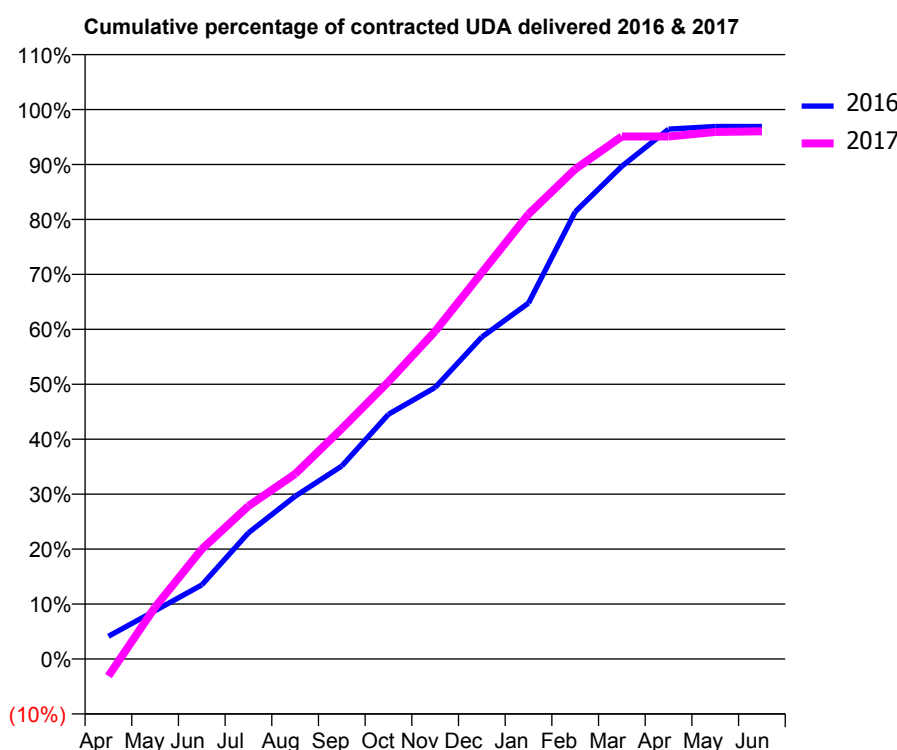
16/17 Contracted general activity (UDA)	2,925
Carry forward general activity (UDA)	91
16/17 Contracted orthodontic activity (UOA)	0
Carry forward orthodontic activity (UOA)	0
Baseline contract value	£93,247.87

ACCESS*

Patients seen in 24 months	Total	Change since previous quarter
Quarter ending March 2016	734	
Quarter ending June 2016	729	→
Quarter ending September 2016	735	→
Quarter ending December 2016	751	↑
Quarter ending March 2017	700	↓
Variance since March 2016	(4.6%)	↓



ACTIVITY



Adjusted Scheduled Activity (UDA)		
Month	2016	2017
April	121	-91
May	257	276
June	395	584
July	672	815
August	866	985
September	1,028	1,226
October	1,303	1,476
November	1,446	1,745
December	1,714	2,057
January	1,895	2,368
February	2,380	2,608
March	2,623	2,781
April	2,820	2,781
May	2,834	2,805
June	2,834	2,809

QUALITY

	Quantity	Base Number	Contract	AT	Region	England
% of FP17s for the same patient ID Re-attending within 3 months - Children	5	153	3.3%	9.8%	11.9%	12.3%
% of FP17s for the same patient ID Re-attending within 3 months - Adults	96	773	12.4%	15.9%	16.6%	16.7%
% of FP17s for the same patient ID Re-attending between 3 & 9 months - Children	38	153	24.8%	59.0%	60.2%	57.6%
% of FP17s for the same patient ID Re-attending between 3 & 9 months - Adults	243	773	31.4%	50.5%	51.5%	50.1%
% of FP17s for Band 1 Urgent Courses	96	898	10.7%	9.5%	9.5%	9.1%
% of FP17s Relating to Free Repair or Replacements	6	898	0.7%	0.6%	0.7%	0.8%
% of FP17s Relating to Continuations	11	898	1.2%	1.1%	1.2%	1.2%
% of Patients satisfied with the dentistry they have received	3	3	N/A	92.4%	93.1%	92.8%
% of Patients satisfied with the time they had to wait for an appointment	3	3	N/A	89.1%	88.8%	88.7%

* This is based on patients treated on this contract for their most recent course of treatment. Figures in italics indicate the base number of FP17s or Patient Questionnaire responses are less than 100. N/A is shown where the base number of responses is less than 10 during the period. % is calculated as Quantity/Base number*100

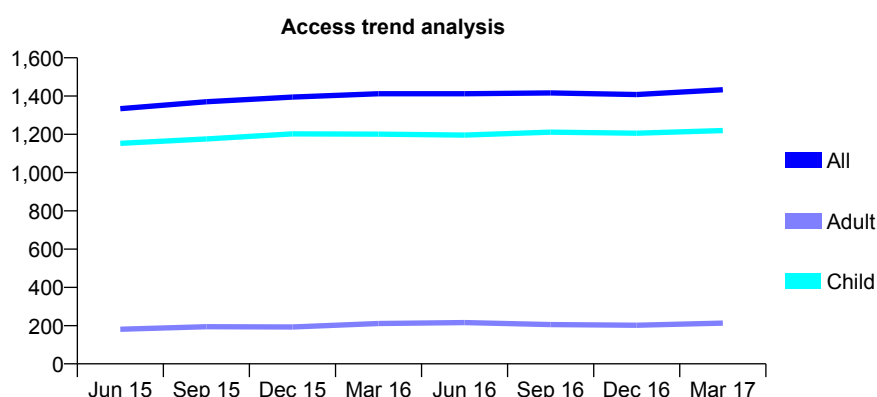
Q68 - Vital Signs At a Glance Contract Report for 324655/0001 - Year end March 2017

Name or company name	MRS SC TAYLOR
Contract type name	GDS Contract
Purpose of contract	General
Contract start date	01/04/2006
Contract end date	

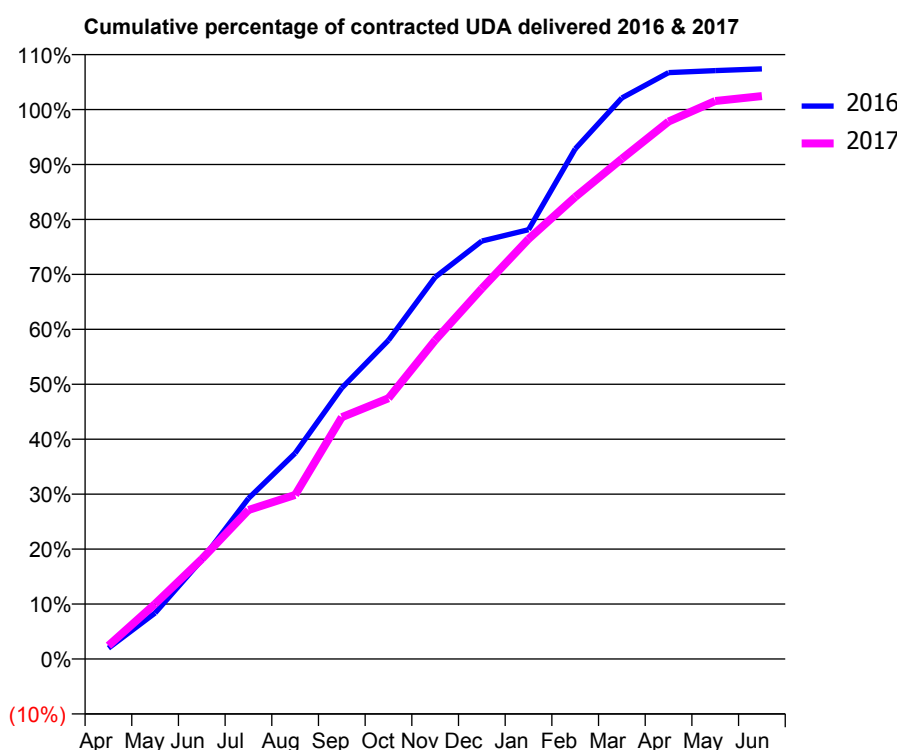
16/17 Contracted general activity (UDA)	2,221
Carry forward general activity (UDA)	-44
16/17 Contracted orthodontic activity (UOA)	0
Carry forward orthodontic activity (UOA)	0
Baseline contract value	£53,174.86

ACCESS*

Patients seen in 24 months	Total	Change since previous quarter
Quarter ending March 2016	1,412	
Quarter ending June 2016	1,412	→
Quarter ending September 2016	1,416	→
Quarter ending December 2016	1,408	→
Quarter ending March 2017	1,433	→
Variance since March 2016	1.5%	→



ACTIVITY



Month	Adjusted Scheduled Activity (UDA)	
	2016	2017
April	44	54
May	186	223
June	401	404
July	649	602
August	832	663
September	1,096	977
October	1,288	1,054
November	1,543	1,288
December	1,689	1,498
January	1,735	1,697
February	2,062	1,867
March	2,268	2,022
April	2,370	2,172
May	2,378	2,255
June	2,385	2,275

QUALITY

	Quantity	Base Number	Contract	AT	Region	England
% of FP17s for the same patient ID Re-attending within 3 months - Children	85	1,528	5.6%	9.8%	11.9%	12.3%
% of FP17s for the same patient ID Re-attending within 3 months - Adults	8	114	7.0%	15.9%	16.6%	16.7%
% of FP17s for the same patient ID Re-attending between 3 & 9 months - Children	854	1,528	55.9%	59.0%	60.2%	57.6%
% of FP17s for the same patient ID Re-attending between 3 & 9 months - Adults	61	114	53.5%	50.5%	51.5%	50.1%
% of FP17s for Band 1 Urgent Courses	52	1,728	3.0%	9.5%	9.5%	9.1%
% of FP17s Relating to Free Repair or Replacements	0	1,728	0.0%	0.6%	0.7%	0.8%
% of FP17s Relating to Continuations	0	1,728	0.0%	1.1%	1.2%	1.2%
% of Patients satisfied with the dentistry they have received	2	2	N/A	92.4%	93.1%	92.8%
% of Patients satisfied with the time they had to wait for an appointment	2	2	N/A	89.1%	88.8%	88.7%

* This is based on patients treated on this contract for their most recent course of treatment. Figures in italics indicate the base number of FP17s or Patient Questionnaire responses are less than 100. N/A is shown where the base number of responses is less than 10 during the period. % is calculated as Quantity/Base number*100

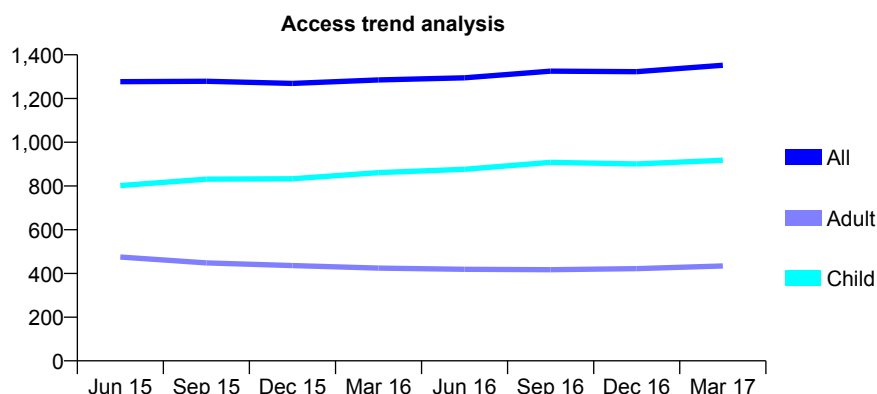
Q68 - Vital Signs At a Glance Contract Report for 325422/0001 - Year end March 2017

Name or company name	MR AM HOPKINS
Contract type name	GDS Contract
Purpose of contract	General
Contract start date	01/04/2006
Contract end date	

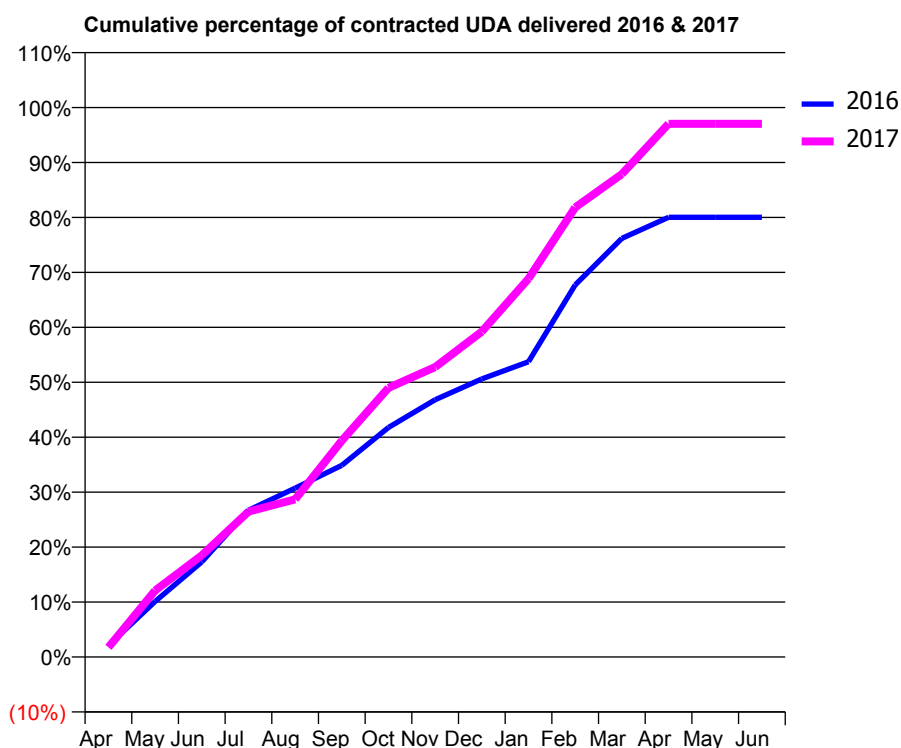
16/17 Contracted general activity (UDA)	3,200
Carry forward general activity (UDA)	0
16/17 Contracted orthodontic activity (UOA)	0
Carry forward orthodontic activity (UOA)	0
Baseline contract value	£88,435.27

ACCESS*

Patients seen in 24 months	Total	Change since previous quarter
Quarter ending March 2016	1,285	
Quarter ending June 2016	1,295	→
Quarter ending September 2016	1,325	↑
Quarter ending December 2016	1,323	→
Quarter ending March 2017	1,352	↑
Variance since March 2016	5.2%	↑



ACTIVITY



Adjusted Scheduled Activity (UDA)		
Month	2016	2017
April	67	56
May	324	387
June	554	592
July	854	847
August	984	918
September	1,117	1,260
October	1,337	1,568
November	1,498	1,689
December	1,620	1,895
January	1,720	2,204
February	2,167	2,618
March	2,438	2,812
April	2,560	3,105
May	2,560	3,105
June	2,560	3,105

QUALITY

	Quantity	Base Number	Contract	AT	Region	England
% of FP17s for the same patient ID Re-attending within 3 months - Children	109	1,428	7.6%	9.8%	11.9%	12.3%
% of FP17s for the same patient ID Re-attending within 3 months - Adults	59	350	16.9%	15.9%	16.6%	16.7%
% of FP17s for the same patient ID Re-attending between 3 & 9 months - Children	881	1,428	61.7%	59.0%	60.2%	57.6%
% of FP17s for the same patient ID Re-attending between 3 & 9 months - Adults	104	350	29.7%	50.5%	51.5%	50.1%
% of FP17s for Band 1 Urgent Courses	186	1,868	10.0%	9.5%	9.5%	9.1%
% of FP17s Relating to Free Repair or Replacements	23	1,868	1.2%	0.6%	0.7%	0.8%
% of FP17s Relating to Continuations	1	1,868	0.1%	1.1%	1.2%	1.2%
% of Patients satisfied with the dentistry they have received	1	1	N/A	92.4%	93.1%	92.8%
% of Patients satisfied with the time they had to wait for an appointment	1	1	N/A	89.1%	88.8%	88.7%

* This is based on patients treated on this contract for their most recent course of treatment. Figures in italics indicate the base number of FP17s or Patient Questionnaire responses are less than 100. N/A is shown where the base number of responses is less than 10 during the period. % is calculated as Quantity/Base number*100

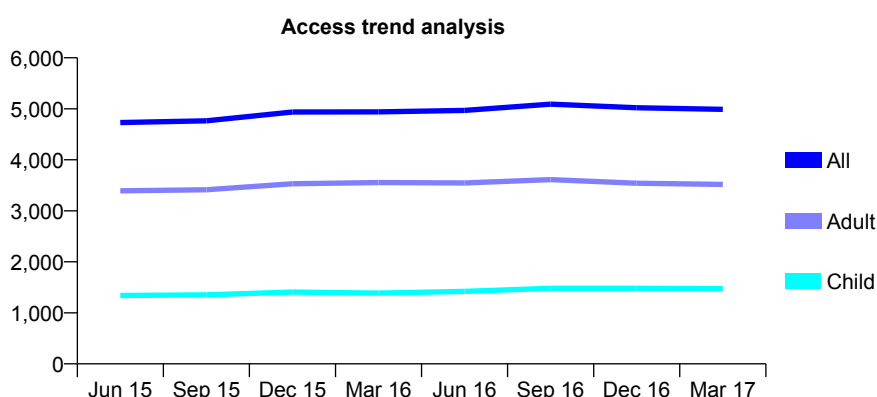
Q68 - Vital Signs At a Glance Contract Report for 325902/0001 - Year end March 2017

Name or company name	MR AS GOUGH
Contract type name	GDS Contract
Purpose of contract	General
Contract start date	01/04/2006
Contract end date	

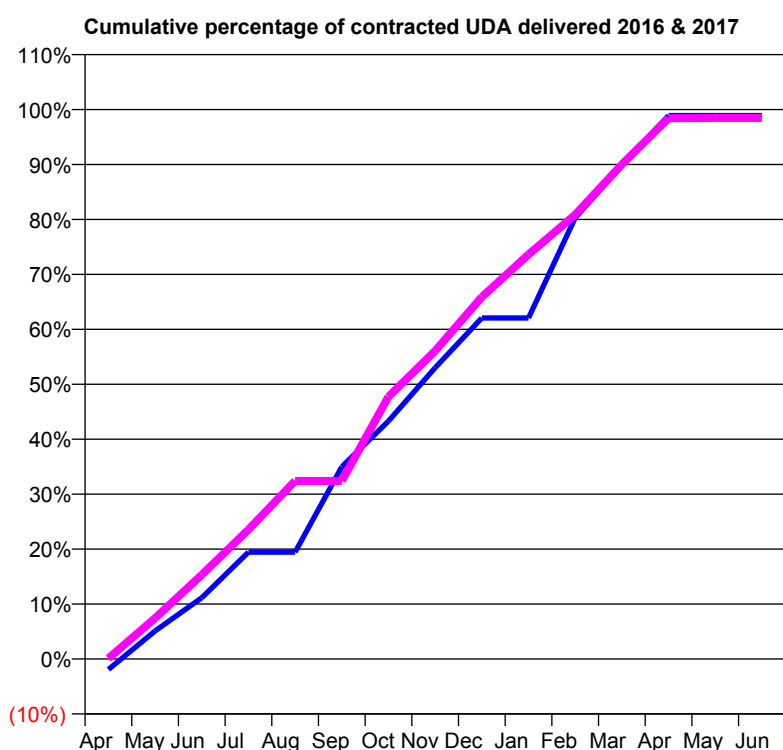
16/17 Contracted general activity (UDA)	15,612
Carry forward general activity (UDA)	170
16/17 Contracted orthodontic activity (UOA)	0
Carry forward orthodontic activity (UOA)	0
Baseline contract value	£370,304.87

ACCESS*

Patients seen in 24 months	Total	Change since previous quarter
Quarter ending March 2016	4,941	
Quarter ending June 2016	4,968	→
Quarter ending September 2016	5,092	↑
Quarter ending December 2016	5,021	↓
Quarter ending March 2017	4,990	→
Variance since March 2016	1.0%	→



ACTIVITY



Adjusted Scheduled Activity (UDA)		
Month	2016	2017
April	-300	16
May	799	1,161
June	1,740	2,393
July	3,037	3,676
August	3,037	5,061
September	5,461	5,061
October	6,759	7,455
November	8,278	8,754
December	9,690	10,284
January	9,690	11,492
February	12,533	12,622
March	14,022	14,050
April	15,442	15,365
May	15,442	15,372
June	15,442	15,373

QUALITY

	Quantity	Base Number	Contract	AT	Region	England
% of FP17s for the same patient ID Re-attending within 3 months - Children	163	2,204	7.4%	9.8%	11.9%	12.3%
% of FP17s for the same patient ID Re-attending within 3 months - Adults	840	4,853	17.3%	15.9%	16.6%	16.7%
% of FP17s for the same patient ID Re-attending between 3 & 9 months - Children	1,215	2,204	55.1%	59.0%	60.2%	57.6%
% of FP17s for the same patient ID Re-attending between 3 & 9 months - Adults	2,462	4,853	50.7%	50.5%	51.5%	50.1%
% of FP17s for Band 1 Urgent Courses	769	7,102	10.8%	9.5%	9.5%	9.1%
% of FP17s Relating to Free Repair or Replacements	113	7,102	1.6%	0.6%	0.7%	0.8%
% of FP17s Relating to Continuations	103	7,102	1.5%	1.1%	1.2%	1.2%
% of Patients satisfied with the dentistry they have received	1	1	N/A	92.4%	93.1%	92.8%
% of Patients satisfied with the time they had to wait for an appointment	1	1	N/A	89.1%	88.8%	88.7%

* This is based on patients treated on this contract for their most recent course of treatment. Figures in italics indicate the base number of FP17s or Patient Questionnaire responses are less than 100. N/A is shown where the base number of responses is less than 10 during the period. % is calculated as Quantity/Base number*100

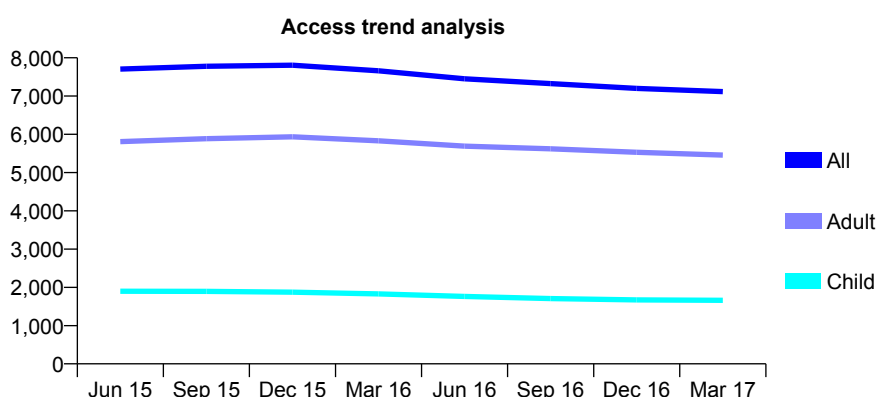
Q68 - Vital Signs At a Glance Contract Report for 325902/0002 - Year end March 2017

Name or company name	MR AS GOUGH
Contract type name	GDS Contract
Purpose of contract	General
Contract start date	01/04/2006
Contract end date	

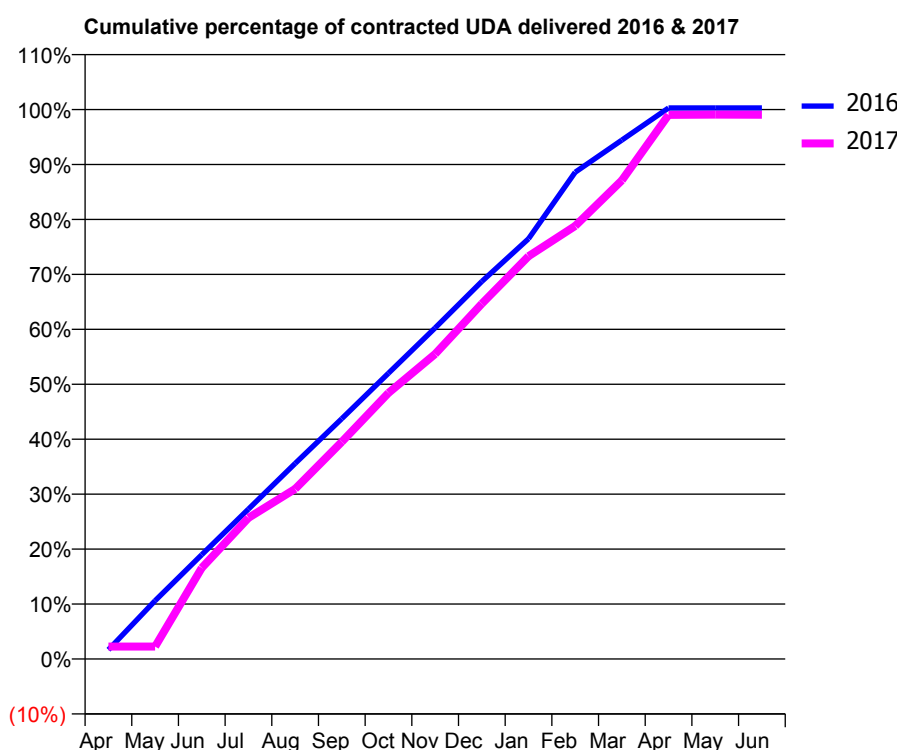
16/17 Contracted general activity (UDA)	23,284
Carry forward general activity (UDA)	-65
16/17 Contracted orthodontic activity (UOA)	0
Carry forward orthodontic activity (UOA)	0
Baseline contract value	£595,692.72

ACCESS*

Patients seen in 24 months	Total	Change since previous quarter
Quarter ending March 2016	7,659	
Quarter ending June 2016	7,451	↓
Quarter ending September 2016	7,325	↓
Quarter ending December 2016	7,201	↓
Quarter ending March 2017	7,118	↓
Variance since March 2016	(7.1%)	↓



ACTIVITY



Adjusted Scheduled Activity (UDA)		
Month	2016	2017
April	394	530
May	2,470	530
June	4,421	3,861
July	6,353	5,981
August	8,284	7,209
September	10,183	9,199
October	12,109	11,275
November	14,034	12,925
December	15,998	15,057
January	17,808	17,065
February	20,624	18,351
March	21,988	20,280
April	23,349	23,057
May	23,349	23,066
June	23,349	23,062

QUALITY

	Quantity	Base Number	Contract	AT	Region	England
% of FP17s for the same patient ID Re-attending within 3 months - Children	178	2,261	7.9%	9.8%	11.9%	12.3%
% of FP17s for the same patient ID Re-attending within 3 months - Adults	1,381	7,658	18.0%	15.9%	16.6%	16.7%
% of FP17s for the same patient ID Re-attending between 3 & 9 months - Children	1,261	2,261	55.8%	59.0%	60.2%	57.6%
% of FP17s for the same patient ID Re-attending between 3 & 9 months - Adults	4,318	7,658	56.4%	50.5%	51.5%	50.1%
% of FP17s for Band 1 Urgent Courses	1,244	10,468	11.9%	9.5%	9.5%	9.1%
% of FP17s Relating to Free Repair or Replacements	149	10,468	1.4%	0.6%	0.7%	0.8%
% of FP17s Relating to Continuations	87	10,468	0.8%	1.1%	1.2%	1.2%
% of Patients satisfied with the dentistry they have received	10	11	90.9%	92.4%	93.1%	92.8%
% of Patients satisfied with the time they had to wait for an appointment	8	11	72.7%	89.1%	88.8%	88.7%

* This is based on patients treated on this contract for their most recent course of treatment. Figures in italics indicate the base number of FP17s or Patient Questionnaire responses are less than 100. N/A is shown where the base number of responses is less than 10 during the period. % is calculated as Quantity/Base number*100

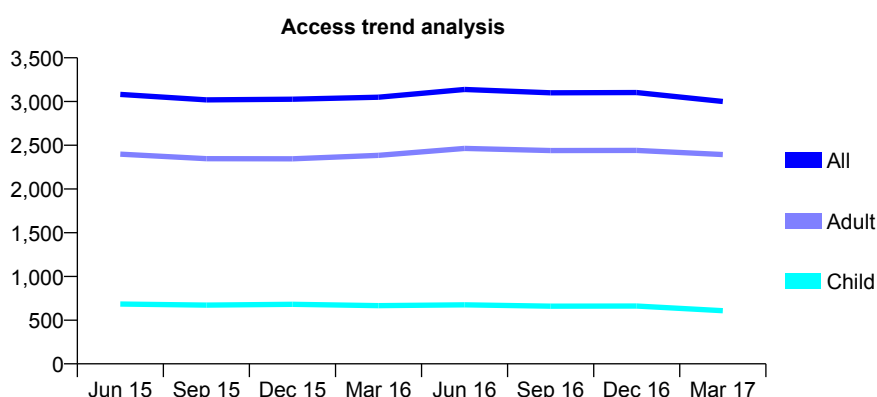
Q68 - Vital Signs At a Glance Contract Report for 326011/0001 - Year end March 2017

Name or company name	MR DM MANSFIELD
Contract type name	GDS Contract
Purpose of contract	General
Contract start date	01/04/2006
Contract end date	

16/17 Contracted general activity (UDA)	10,300
Carry forward general activity (UDA)	194
16/17 Contracted orthodontic activity (UOA)	0
Carry forward orthodontic activity (UOA)	0
Baseline contract value	£232,466.83

ACCESS*

Patients seen in 24 months	Total	Change since previous quarter
Quarter ending March 2016	3,050	
Quarter ending June 2016	3,138	↑
Quarter ending September 2016	3,100	↓
Quarter ending December 2016	3,102	→
Quarter ending March 2017	3,001	↓
Variance since March 2016	(1.6%)	↓



ACTIVITY



Month	Adjusted Scheduled Activity (UDA)	
	2016	2017
April	-400	-193
May	-377	-175
June	-267	-39
July	425	707
August	813	1,232
September	1,580	1,718
October	2,412	2,595
November	3,242	3,099
December	4,069	3,849
January	4,747	4,606
February	5,830	6,014
March	6,669	7,013
April	7,884	7,858
May	9,140	8,529
June	10,106	9,360

QUALITY

	Quantity	Base Number	Contract	AT	Region	England
% of FP17s for the same patient ID Re-attending within 3 months - Children	46	757	6.1%	9.8%	11.9%	12.3%
% of FP17s for the same patient ID Re-attending within 3 months - Adults	740	3,495	21.2%	15.9%	16.6%	16.7%
% of FP17s for the same patient ID Re-attending between 3 & 9 months - Children	359	757	47.4%	59.0%	60.2%	57.6%
% of FP17s for the same patient ID Re-attending between 3 & 9 months - Adults	1,559	3,495	44.6%	50.5%	51.5%	50.1%
% of FP17s for Band 1 Urgent Courses	270	3,908	6.9%	9.5%	9.5%	9.1%
% of FP17s Relating to Free Repair or Replacements	127	3,908	3.2%	0.6%	0.7%	0.8%
% of FP17s Relating to Continuations	65	3,908	1.7%	1.1%	1.2%	1.2%
% of Patients satisfied with the dentistry they have received	6	6	N/A	92.4%	93.1%	92.8%
% of Patients satisfied with the time they had to wait for an appointment	5	6	N/A	89.1%	88.8%	88.7%

* This is based on patients treated on this contract for their most recent course of treatment. Figures in italics indicate the base number of FP17s or Patient Questionnaire responses are less than 100. N/A is shown where the base number of responses is less than 10 during the period. % is calculated as Quantity/Base number*100

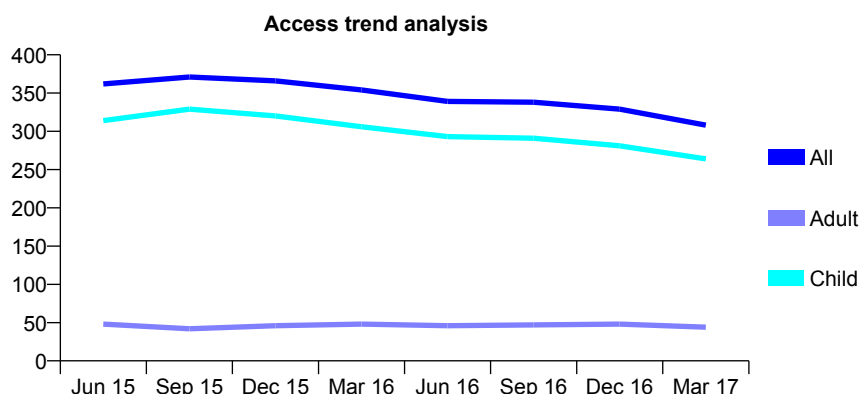
Q68 - Vital Signs At a Glance Contract Report for 328057/0001 - Year end March 2017

Name or company name	MS ME MOORE
Contract type name	GDS Contract
Purpose of contract	General
Contract start date	01/04/2006
Contract end date	31/01/2017

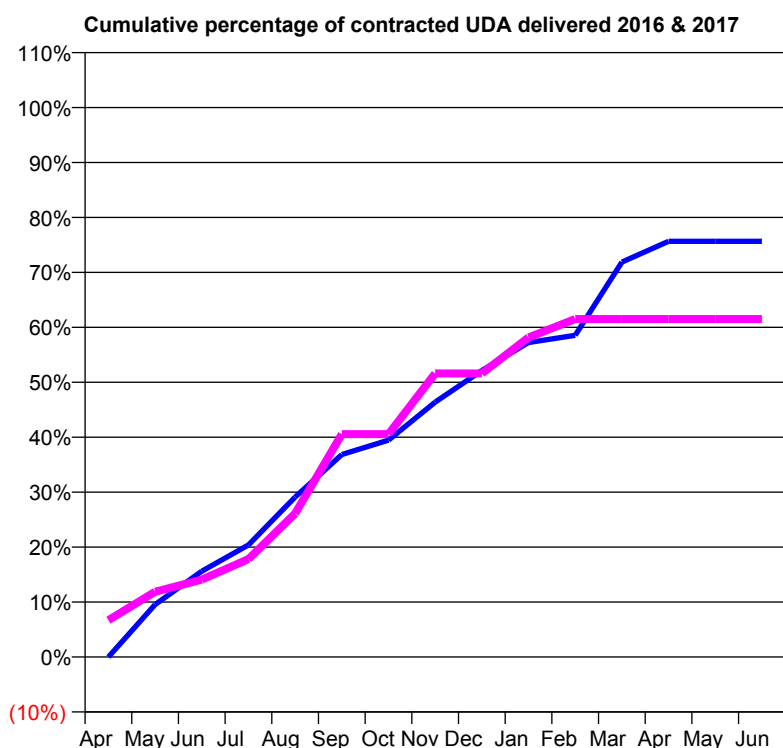
16/17 Contracted general activity (UDA)	507
Carry forward general activity (UDA)	0
16/17 Contracted orthodontic activity (UOA)	0
Carry forward orthodontic activity (UOA)	0
Baseline contract value	£11,259.15

ACCESS*

Patients seen in 24 months	Total	Change since previous quarter
Quarter ending March 2016	354	
Quarter ending June 2016	339	↓
Quarter ending September 2016	338	→
Quarter ending December 2016	329	↓
Quarter ending March 2017	308	↓
Variance since March 2016	(13.0%)	↓



ACTIVITY



Adjusted Scheduled Activity (UDA)		
Month	2016	2017
April	0	34
May	58	60
June	95	71
July	124	90
August	177	132
September	224	206
October	240	206
November	282	262
December	317	262
January	348	295
February	356	312
March	437	312
April	460	312
May	460	312
June	460	312

QUALITY

	Quantity	Base Number	Contract	AT	Region	England
% of FP17s for the same patient ID Re-attending within 3 months - Children	10	281	3.6%	9.8%	11.9%	12.3%
% of FP17s for the same patient ID Re-attending within 3 months - Adults	1	19	5.3%	15.9%	16.6%	16.7%
% of FP17s for the same patient ID Re-attending between 3 & 9 months - Children	168	281	59.8%	59.0%	60.2%	57.6%
% of FP17s for the same patient ID Re-attending between 3 & 9 months - Adults	7	19	36.8%	50.5%	51.5%	50.1%
% of FP17s for Band 1 Urgent Courses	4	281	1.4%	9.5%	9.5%	9.1%
% of FP17s Relating to Free Repair or Replacements	0	281	0.0%	0.6%	0.7%	0.8%
% of FP17s Relating to Continuations	1	281	0.4%	1.1%	1.2%	1.2%
% of Patients satisfied with the dentistry they have received	0	0	N/A	92.4%	93.1%	92.8%
% of Patients satisfied with the time they had to wait for an appointment	0	0	N/A	89.1%	88.8%	88.7%

* This is based on patients treated on this contract for their most recent course of treatment. Figures in italics indicate the base number of FP17s or Patient Questionnaire responses are less than 100. N/A is shown where the base number of responses is less than 10 during the period. % is calculated as Quantity/Base number*100

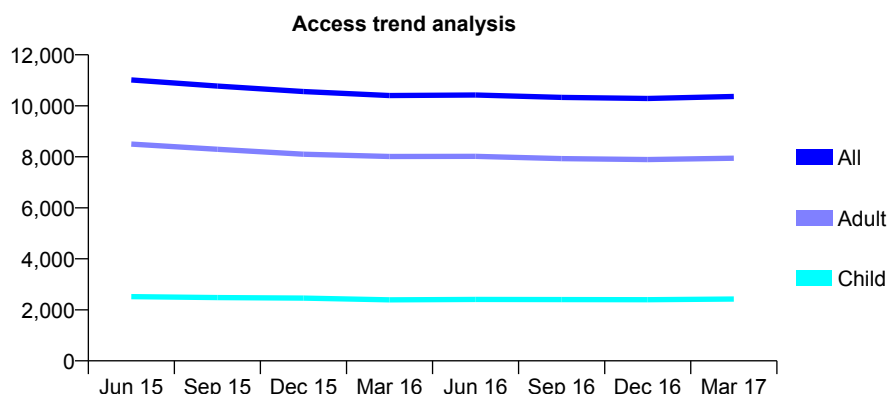
Q68 - Vital Signs At a Glance Contract Report for 331279/0002 - Year end March 2017

Name or company name	Battle Road Dental Practice
Contract type name	GDS Contract
Purpose of contract	General
Contract start date	01/04/2008
Contract end date	

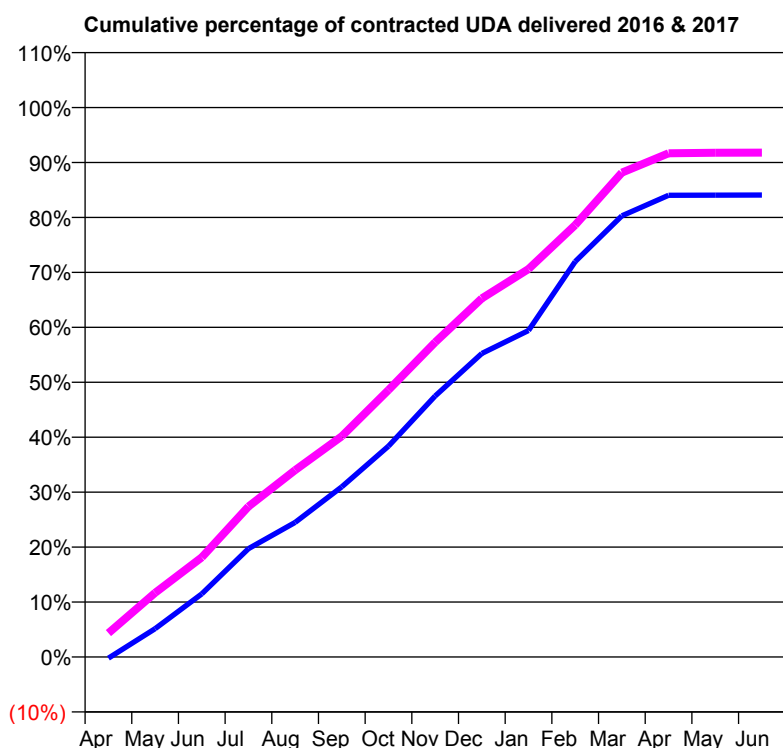
16/17 Contracted general activity (UDA)	30,290
Carry forward general activity (UDA)	0
16/17 Contracted orthodontic activity (UOA)	0
Carry forward orthodontic activity (UOA)	0
Baseline contract value	£805,544.41

ACCESS*

Patients seen in 24 months	Total	Change since previous quarter
Quarter ending March 2016	10,402	
Quarter ending June 2016	10,423	→
Quarter ending September 2016	10,327	→
Quarter ending December 2016	10,290	→
Quarter ending March 2017	10,367	→
Variance since March 2016	(0.3%)	→



ACTIVITY



Adjusted Scheduled Activity (UDA)		
Month	2016	2017
April	-72	1,320
May	1,564	3,541
June	3,484	5,497
July	5,970	8,294
August	7,422	10,302
September	9,384	12,172
October	11,628	14,721
November	14,388	17,354
December	16,732	19,766
January	17,995	21,385
February	21,798	23,811
March	24,321	26,697
April	25,453	27,767
May	25,461	27,793
June	25,467	27,801

QUALITY

	Quantity	Base Number	Contract	AT	Region	England
% of FP17s for the same patient ID Re-attending within 3 months - Children	319	3,897	8.2%	9.8%	11.9%	12.3%
% of FP17s for the same patient ID Re-attending within 3 months - Adults	2,099	12,257	17.1%	15.9%	16.6%	16.7%
% of FP17s for the same patient ID Re-attending between 3 & 9 months - Children	2,458	3,897	63.1%	59.0%	60.2%	57.6%
% of FP17s for the same patient ID Re-attending between 3 & 9 months - Adults	6,573	12,257	53.6%	50.5%	51.5%	50.1%
% of FP17s for Band 1 Urgent Courses	1,646	15,111	10.9%	9.5%	9.5%	9.1%
% of FP17s Relating to Free Repair or Replacements	151	15,111	1.0%	0.6%	0.7%	0.8%
% of FP17s Relating to Continuations	124	15,111	0.8%	1.1%	1.2%	1.2%
% of Patients satisfied with the dentistry they have received	26	28	92.9%	92.4%	93.1%	92.8%
% of Patients satisfied with the time they had to wait for an appointment	27	28	96.4%	89.1%	88.8%	88.7%

* This is based on patients treated on this contract for their most recent course of treatment. Figures in italics indicate the base number of FP17s or Patient Questionnaire responses are less than 100. N/A is shown where the base number of responses is less than 10 during the period. % is calculated as Quantity/Base number*100

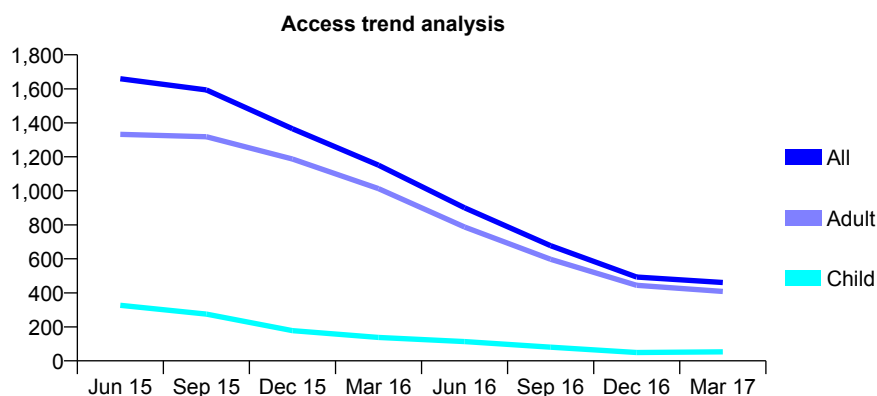
Q68 - Vital Signs At a Glance Contract Report for 331279/0005 - Year end March 2017

Name or company name	Battle Road Dental Practice
Contract type name	GDS Contract
Purpose of contract	General
Contract start date	01/04/2012
Contract end date	

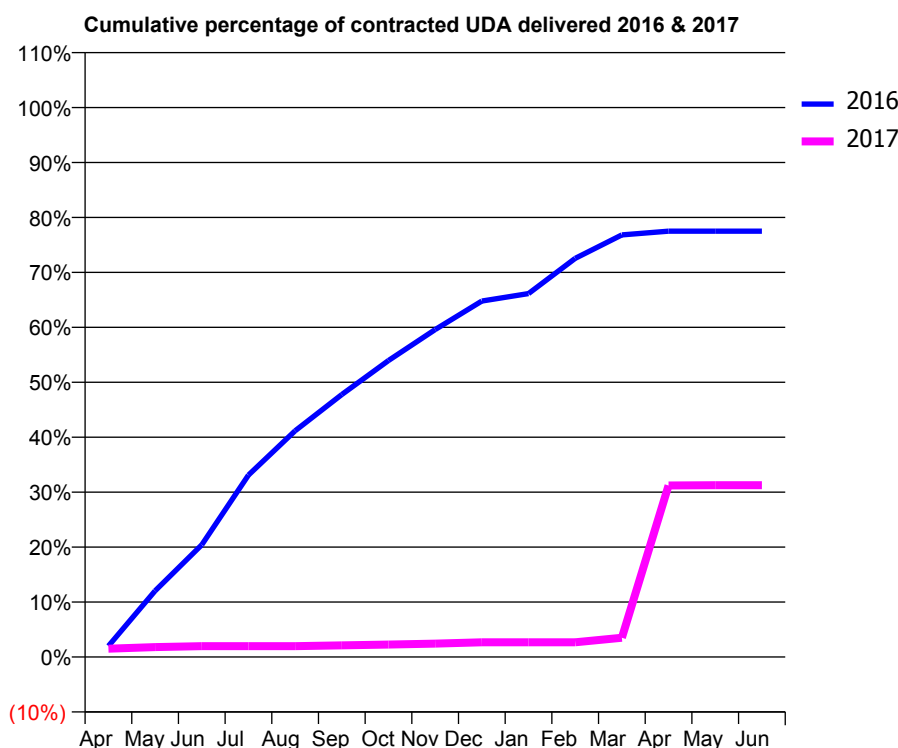
16/17 Contracted general activity (UDA)	1,939
Carry forward general activity (UDA)	0
16/17 Contracted orthodontic activity (UOA)	0
Carry forward orthodontic activity (UOA)	0
Baseline contract value	£43,837.10

ACCESS*

Patients seen in 24 months	Total	Change since previous quarter
Quarter ending March 2016	1,151	
Quarter ending June 2016	900	↓
Quarter ending September 2016	677	↓
Quarter ending December 2016	493	↓
Quarter ending March 2017	461	↓
Variance since March 2016	(59.9%)	↓



ACTIVITY



Month	Adjusted Scheduled Activity (UDA)	
	2016	2017
April	99	29
May	595	35
June	1,009	38
July	1,635	38
August	2,033	38
September	2,359	41
October	2,665	44
November	2,943	47
December	3,199	52
January	3,267	52
February	3,583	52
March	3,794	68
April	3,828	605
May	3,828	606
June	3,828	606

QUALITY

	Quantity	Base Number	Contract	AT	Region	England
% of FP17s for the same patient ID Re-attending within 3 months - Children	0	10	0.0%	9.8%	11.9%	12.3%
% of FP17s for the same patient ID Re-attending within 3 months - Adults	2	41	4.9%	15.9%	16.6%	16.7%
% of FP17s for the same patient ID Re-attending between 3 & 9 months - Children	1	10	10.0%	59.0%	60.2%	57.6%
% of FP17s for the same patient ID Re-attending between 3 & 9 months - Adults	6	41	14.6%	50.5%	51.5%	50.1%
% of FP17s for Band 1 Urgent Courses	42	276	15.2%	9.5%	9.5%	9.1%
% of FP17s Relating to Free Repair or Replacements	3	276	1.1%	0.6%	0.7%	0.8%
% of FP17s Relating to Continuations	2	276	0.7%	1.1%	1.2%	1.2%
% of Patients satisfied with the dentistry they have received	0	0	N/A	92.4%	93.1%	92.8%
% of Patients satisfied with the time they had to wait for an appointment	0	0	N/A	89.1%	88.8%	88.7%

* This is based on patients treated on this contract for their most recent course of treatment. Figures in italics indicate the base number of FP17s or Patient Questionnaire responses are less than 100. N/A is shown where the base number of responses is less than 10 during the period. % is calculated as Quantity/Base number*100

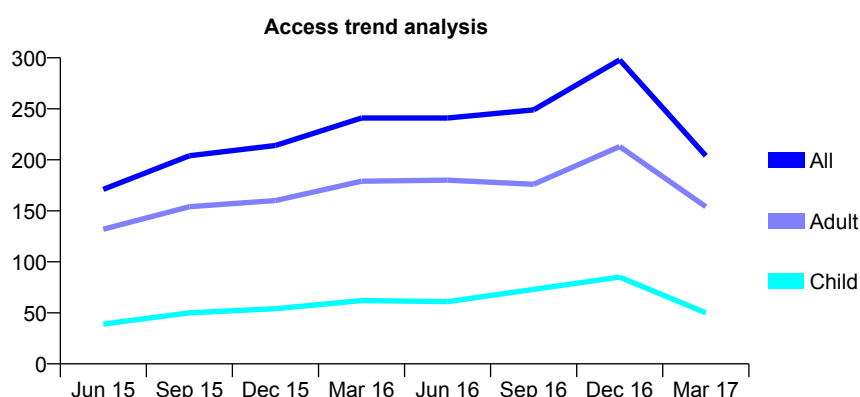
Q68 - Vital Signs At a Glance Contract Report for 331910/0001 - Year end March 2017

Name or company name	MRS RV EVANS
Contract type name	GDS Contract
Purpose of contract	General
Contract start date	01/06/2006
Contract end date	

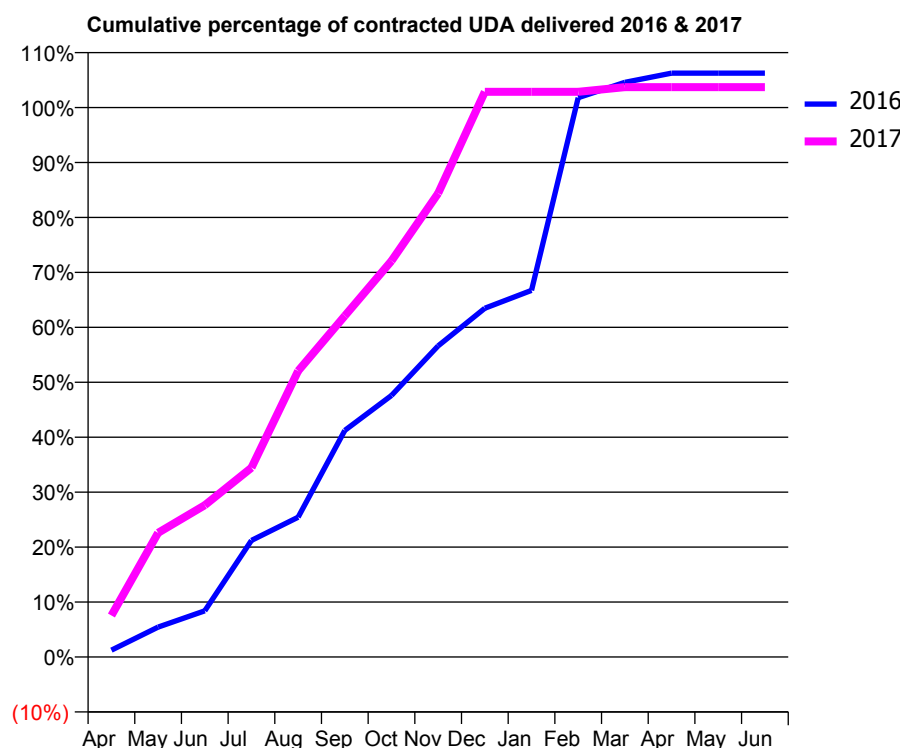
16/17 Contracted general activity (UDA)	720
Carry forward general activity (UDA)	-14
16/17 Contracted orthodontic activity (UOA)	0
Carry forward orthodontic activity (UOA)	0
Baseline contract value	£20,406.02

ACCESS*

Patients seen in 24 months	Total	Change since previous quarter
Quarter ending March 2016	241	
Quarter ending June 2016	241	→
Quarter ending September 2016	249	↑
Quarter ending December 2016	298	↑
Quarter ending March 2017	204	↓
Variance since March 2016	(15.4%)	↓



ACTIVITY



Adjusted Scheduled Activity (UDA)		
Month	2016	2017
April	9	54
May	39	163
June	61	199
July	153	248
August	183	375
September	297	447
October	343	519
November	408	608
December	457	741
January	480	741
February	733	741
March	753	747
April	765	747
May	765	747
June	765	747

QUALITY

	Quantity	Base Number	Contract	AT	Region	England
% of FP17s for the same patient ID Re-attending within 3 months - Children	2	89	2.2%	9.8%	11.9%	12.3%
% of FP17s for the same patient ID Re-attending within 3 months - Adults	16	215	7.4%	15.9%	16.6%	16.7%
% of FP17s for the same patient ID Re-attending between 3 & 9 months - Children	11	89	12.4%	59.0%	60.2%	57.6%
% of FP17s for the same patient ID Re-attending between 3 & 9 months - Adults	31	215	14.4%	50.5%	51.5%	50.1%
% of FP17s for Band 1 Urgent Courses	23	303	7.6%	9.5%	9.5%	9.1%
% of FP17s Relating to Free Repair or Replacements	12	303	4.0%	0.6%	0.7%	0.8%
% of FP17s Relating to Continuations	1	303	0.3%	1.1%	1.2%	1.2%
% of Patients satisfied with the dentistry they have received	1	1	N/A	92.4%	93.1%	92.8%
% of Patients satisfied with the time they had to wait for an appointment	1	1	N/A	89.1%	88.8%	88.7%

* This is based on patients treated on this contract for their most recent course of treatment. Figures in italics indicate the base number of FP17s or Patient Questionnaire responses are less than 100. N/A is shown where the base number of responses is less than 10 during the period. % is calculated as Quantity/Base number*100

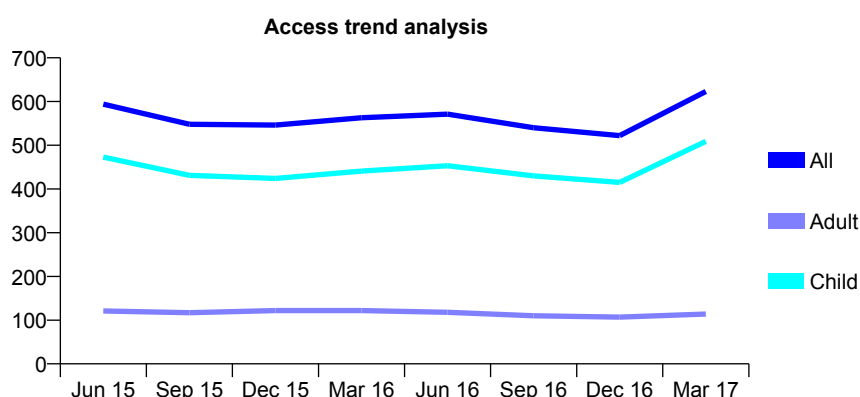
Q68 - Vital Signs At a Glance Contract Report for 332313/0001 - Year end March 2017

Name or company name	MR JJ DREWETT
Contract type name	GDS Contract
Purpose of contract	General
Contract start date	01/04/2006
Contract end date	

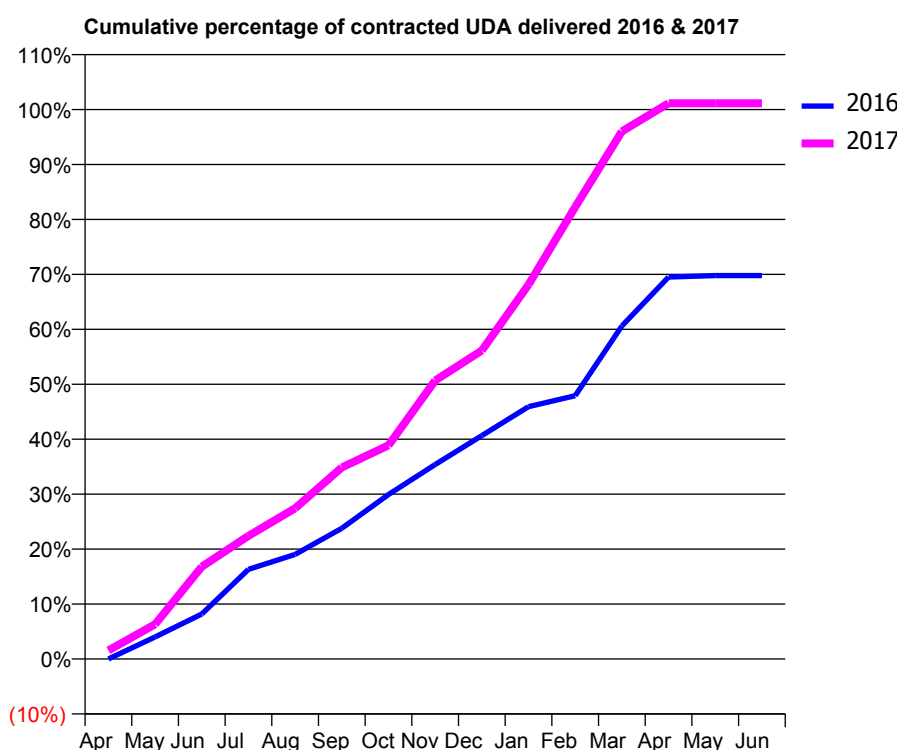
16/17 Contracted general activity (UDA)	900
Carry forward general activity (UDA)	0
16/17 Contracted orthodontic activity (UOA)	0
Carry forward orthodontic activity (UOA)	0
Baseline contract value	£26,890.05

ACCESS*

Patients seen in 24 months	Total	Change since previous quarter
Quarter ending March 2016	563	
Quarter ending June 2016	571	→
Quarter ending September 2016	540	↓
Quarter ending December 2016	522	↓
Quarter ending March 2017	623	↑
Variance since March 2016	10.7%	↑



ACTIVITY



Month	Adjusted Scheduled Activity (UDA)	
	2016	2017
April	0	14
May	52	57
June	107	151
July	212	202
August	247	247
September	309	314
October	389	350
November	460	456
December	529	505
January	597	613
February	623	740
March	788	864
April	904	910
May	907	910
June	907	910

QUALITY

	Quantity	Base Number	Contract	AT	Region	England
% of FP17s for the same patient ID Re-attending within 3 months - Children	17	674	2.5%	9.8%	11.9%	12.3%
% of FP17s for the same patient ID Re-attending within 3 months - Adults	0	64	0.0%	15.9%	16.6%	16.7%
% of FP17s for the same patient ID Re-attending between 3 & 9 months - Children	333	674	49.4%	59.0%	60.2%	57.6%
% of FP17s for the same patient ID Re-attending between 3 & 9 months - Adults	29	64	45.3%	50.5%	51.5%	50.1%
% of FP17s for Band 1 Urgent Courses	6	696	0.9%	9.5%	9.5%	9.1%
% of FP17s Relating to Free Repair or Replacements	0	696	0.0%	0.6%	0.7%	0.8%
% of FP17s Relating to Continuations	0	696	0.0%	1.1%	1.2%	1.2%
% of Patients satisfied with the dentistry they have received	0	0	N/A	92.4%	93.1%	92.8%
% of Patients satisfied with the time they had to wait for an appointment	0	0	N/A	89.1%	88.8%	88.7%

* This is based on patients treated on this contract for their most recent course of treatment. Figures in italics indicate the base number of FP17s or Patient Questionnaire responses are less than 100. N/A is shown where the base number of responses is less than 10 during the period. % is calculated as Quantity/Base number*100

Q68 - Vital Signs At a Glance Contract Report for 332313/0002 - Year end March 2017

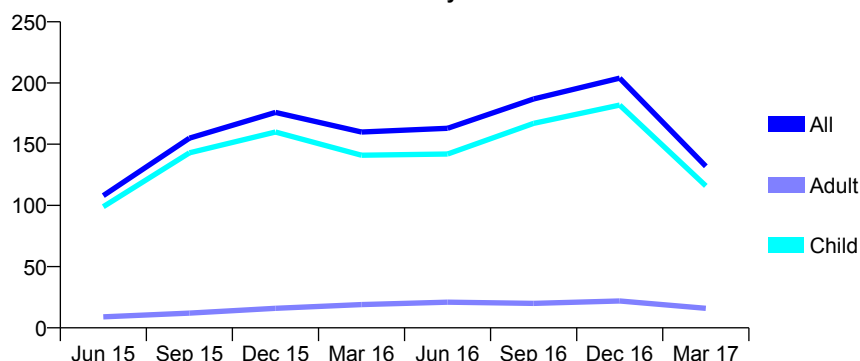
Name or company name	MR JJ DREWETT
Contract type name	GDS Contract
Purpose of contract	General
Contract start date	12/05/2014
Contract end date	

16/17 Contracted general activity (UDA)	275
Carry forward general activity (UDA)	-6
16/17 Contracted orthodontic activity (UOA)	0
Carry forward orthodontic activity (UOA)	0
Baseline contract value	£6,110.76

ACCESS*

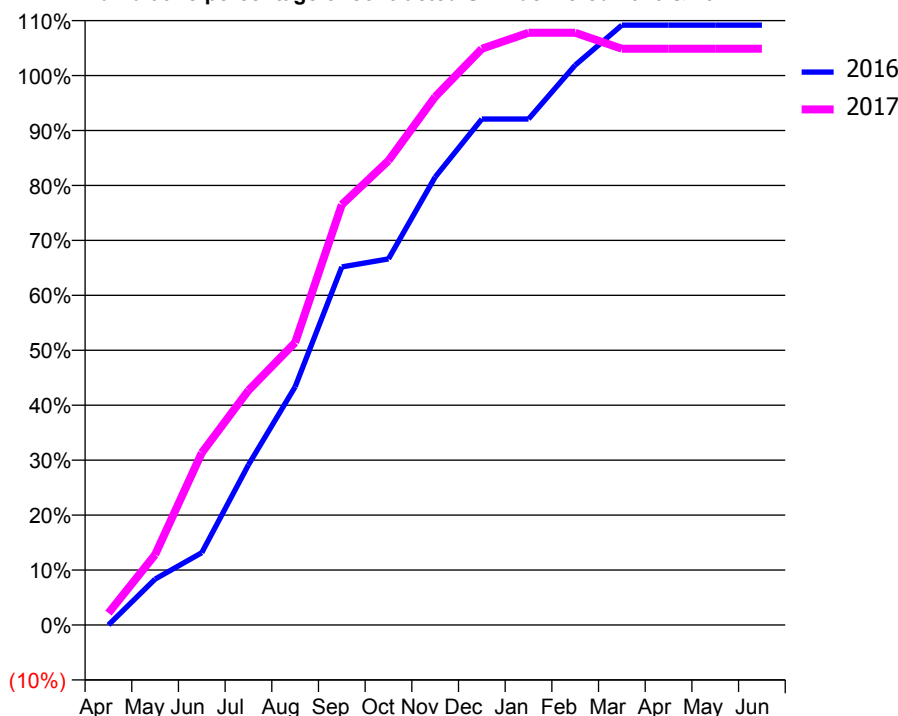
Patients seen in 24 months	Total	Change since previous quarter
Quarter ending March 2016	160	
Quarter ending June 2016	163	→
Quarter ending September 2016	187	↑
Quarter ending December 2016	204	↑
Quarter ending March 2017	132	↓
Variance since March 2016	(17.5%)	↓

Access trend analysis



ACTIVITY

Cumulative percentage of contracted UDA delivered 2016 & 2017



Month	Adjusted Scheduled Activity (UDA)	
	2016	2017
April	0	6
May	23	35
June	36	86
July	80	117
August	119	141
September	179	210
October	183	232
November	224	264
December	253	288
January	253	296
February	280	296
March	300	288
April	300	288
May	300	288
June	300	288

QUALITY

	Quantity	Base Number	Contract	AT	Region	England
% of FP17s for the same patient ID Re-attending within 3 months - Children	12	187	6.4%	9.8%	11.9%	12.3%
% of FP17s for the same patient ID Re-attending within 3 months - Adults	2	8	25.0%	15.9%	16.6%	16.7%
% of FP17s for the same patient ID Re-attending between 3 & 9 months - Children	43	187	23.0%	59.0%	60.2%	57.6%
% of FP17s for the same patient ID Re-attending between 3 & 9 months - Adults	3	8	37.5%	50.5%	51.5%	50.1%
% of FP17s for Band 1 Urgent Courses	2	195	1.0%	9.5%	9.5%	9.1%
% of FP17s Relating to Free Repair or Replacements	0	195	0.0%	0.6%	0.7%	0.8%
% of FP17s Relating to Continuations	0	195	0.0%	1.1%	1.2%	1.2%
% of Patients satisfied with the dentistry they have received	0	0	N/A	92.4%	93.1%	92.8%
% of Patients satisfied with the time they had to wait for an appointment	0	0	N/A	89.1%	88.8%	88.7%

* This is based on patients treated on this contract for their most recent course of treatment. Figures in italics indicate the base number of FP17s or Patient Questionnaire responses are less than 100. N/A is shown where the base number of responses is less than 10 during the period. % is calculated as Quantity/Base number*100

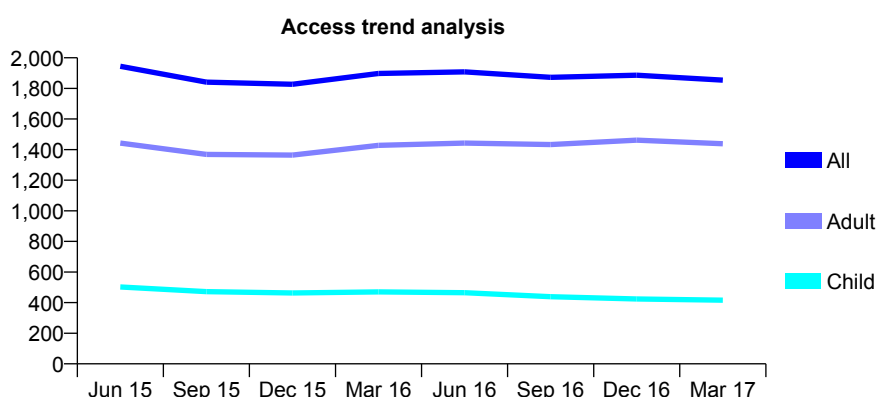
Q68 - Vital Signs At a Glance Contract Report for 333506/0001 - Year end March 2017

Name or company name	MISS TL TRAN
Contract type name	GDS Contract
Purpose of contract	General
Contract start date	01/04/2006
Contract end date	

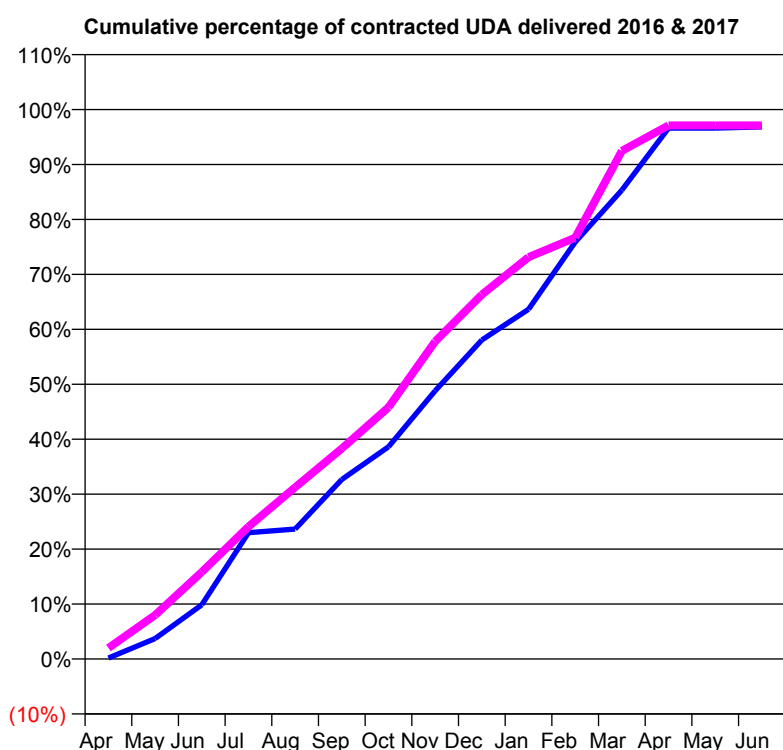
16/17 Contracted general activity (UDA)	5,081
Carry forward general activity (UDA)	160
16/17 Contracted orthodontic activity (UOA)	0
Carry forward orthodontic activity (UOA)	0
Baseline contract value	£123,908.85

ACCESS*

Patients seen in 24 months	Total	Change since previous quarter
Quarter ending March 2016	1,898	
Quarter ending June 2016	1,908	→
Quarter ending September 2016	1,872	↓
Quarter ending December 2016	1,886	→
Quarter ending March 2017	1,854	↓
Variance since March 2016	(2.3%)	↓



ACTIVITY



Adjusted Scheduled Activity (UDA)		
Month	2016	2017
April	9	102
May	190	406
June	501	804
July	1,168	1,224
August	1,202	1,588
September	1,660	1,947
October	1,962	2,327
November	2,480	2,936
December	2,950	3,369
January	3,233	3,716
February	3,854	3,896
March	4,336	4,698
April	4,909	4,934
May	4,909	4,934
June	4,921	4,934

QUALITY

	Quantity	Base Number	Contract	AT	Region	England
% of FP17s for the same patient ID Re-attending within 3 months - Children	29	715	4.1%	9.8%	11.9%	12.3%
% of FP17s for the same patient ID Re-attending within 3 months - Adults	280	2,467	11.3%	15.9%	16.6%	16.7%
% of FP17s for the same patient ID Re-attending between 3 & 9 months - Children	506	715	70.8%	59.0%	60.2%	57.6%
% of FP17s for the same patient ID Re-attending between 3 & 9 months - Adults	1,716	2,467	69.6%	50.5%	51.5%	50.1%
% of FP17s for Band 1 Urgent Courses	95	3,008	3.2%	9.5%	9.5%	9.1%
% of FP17s Relating to Free Repair or Replacements	28	3,008	0.9%	0.6%	0.7%	0.8%
% of FP17s Relating to Continuations	85	3,008	2.8%	1.1%	1.2%	1.2%
% of Patients satisfied with the dentistry they have received	5	5	N/A	92.4%	93.1%	92.8%
% of Patients satisfied with the time they had to wait for an appointment	5	5	N/A	89.1%	88.8%	88.7%

* This is based on patients treated on this contract for their most recent course of treatment. Figures in italics indicate the base number of FP17s or Patient Questionnaire responses are less than 100. N/A is shown where the base number of responses is less than 10 during the period. % is calculated as Quantity/Base number*100

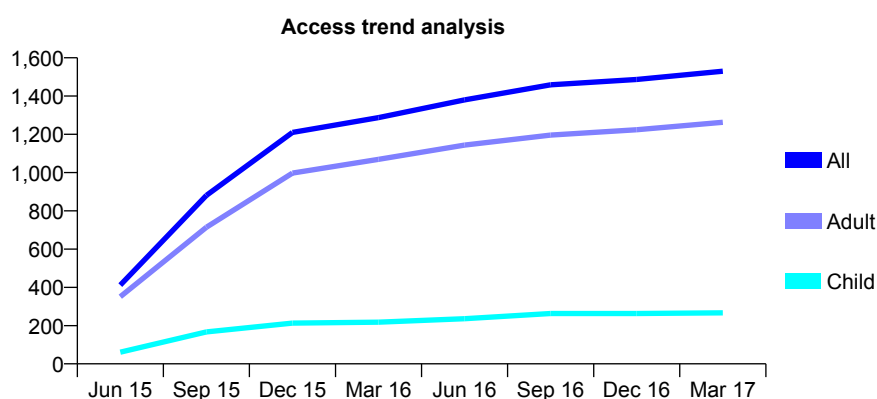
Q68 - Vital Signs At a Glance Contract Report for 333506/0002 - Year end March 2017

Name or company name	MISS TL TRAN
Contract type name	GDS Contract
Purpose of contract	General
Contract start date	01/04/2015
Contract end date	

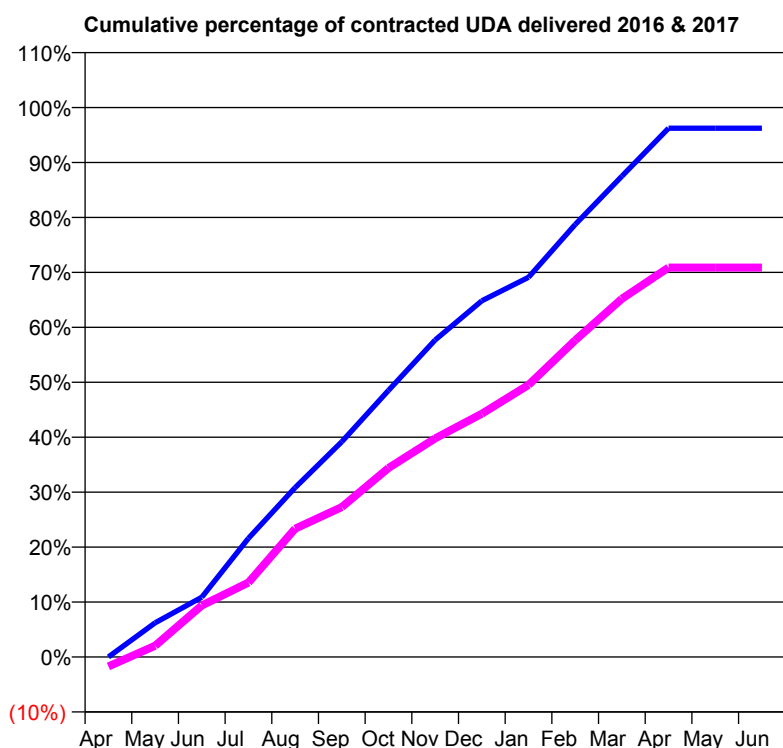
16/17 Contracted general activity (UDA)	5,700
Carry forward general activity (UDA)	215
16/17 Contracted orthodontic activity (UOA)	0
Carry forward orthodontic activity (UOA)	0
Baseline contract value	£126,686.36

ACCESS*

Patients seen in 24 months	Total	Change since previous quarter
Quarter ending March 2016	1,287	
Quarter ending June 2016	1,380	↑
Quarter ending September 2016	1,459	↑
Quarter ending December 2016	1,487	→
Quarter ending March 2017	1,530	↑
Variance since March 2016	18.9%	↑



ACTIVITY



Adjusted Scheduled Activity (UDA)		
Month	2016	2017
April	0	-99
May	354	116
June	621	534
July	1,232	773
August	1,758	1,331
September	2,233	1,556
October	2,766	1,961
November	3,289	2,268
December	3,695	2,524
January	3,938	2,822
February	4,487	3,286
March	4,987	3,716
April	5,485	4,040
May	5,485	4,040
June	5,485	4,040

QUALITY

	Quantity	Base Number	Contract	AT	Region	England
% of FP17s for the same patient ID Re-attending within 3 months - Children	21	409	5.1%	9.8%	11.9%	12.3%
% of FP17s for the same patient ID Re-attending within 3 months - Adults	186	1,739	10.7%	15.9%	16.6%	16.7%
% of FP17s for the same patient ID Re-attending between 3 & 9 months - Children	249	409	60.9%	59.0%	60.2%	57.6%
% of FP17s for the same patient ID Re-attending between 3 & 9 months - Adults	1,040	1,739	59.8%	50.5%	51.5%	50.1%
% of FP17s for Band 1 Urgent Courses	95	2,052	4.6%	9.5%	9.5%	9.1%
% of FP17s Relating to Free Repair or Replacements	0	2,052	0.0%	0.6%	0.7%	0.8%
% of FP17s Relating to Continuations	47	2,052	2.3%	1.1%	1.2%	1.2%
% of Patients satisfied with the dentistry they have received	3	3	N/A	92.4%	93.1%	92.8%
% of Patients satisfied with the time they had to wait for an appointment	3	3	N/A	89.1%	88.8%	88.7%

* This is based on patients treated on this contract for their most recent course of treatment. Figures in italics indicate the base number of FP17s or Patient Questionnaire responses are less than 100. N/A is shown where the base number of responses is less than 10 during the period. % is calculated as Quantity/Base number*100

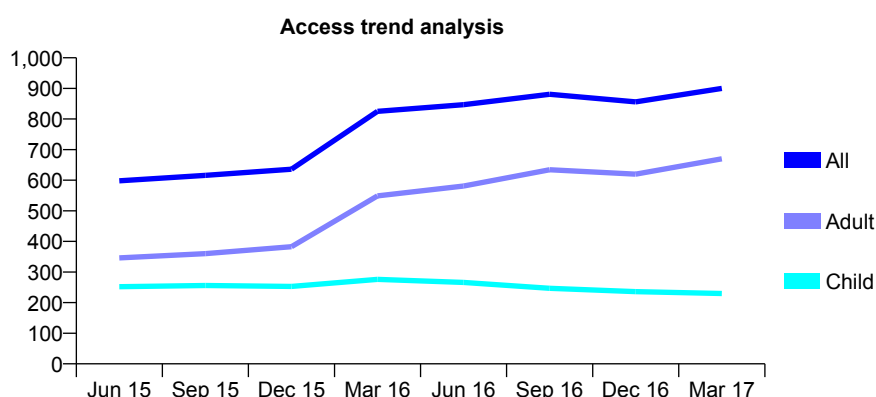
Q68 - Vital Signs At a Glance Contract Report for 334251/0001 - Year end March 2017

Name or company name	MR AD BROWN
Contract type name	GDS Contract
Purpose of contract	General
Contract start date	01/04/2006
Contract end date	

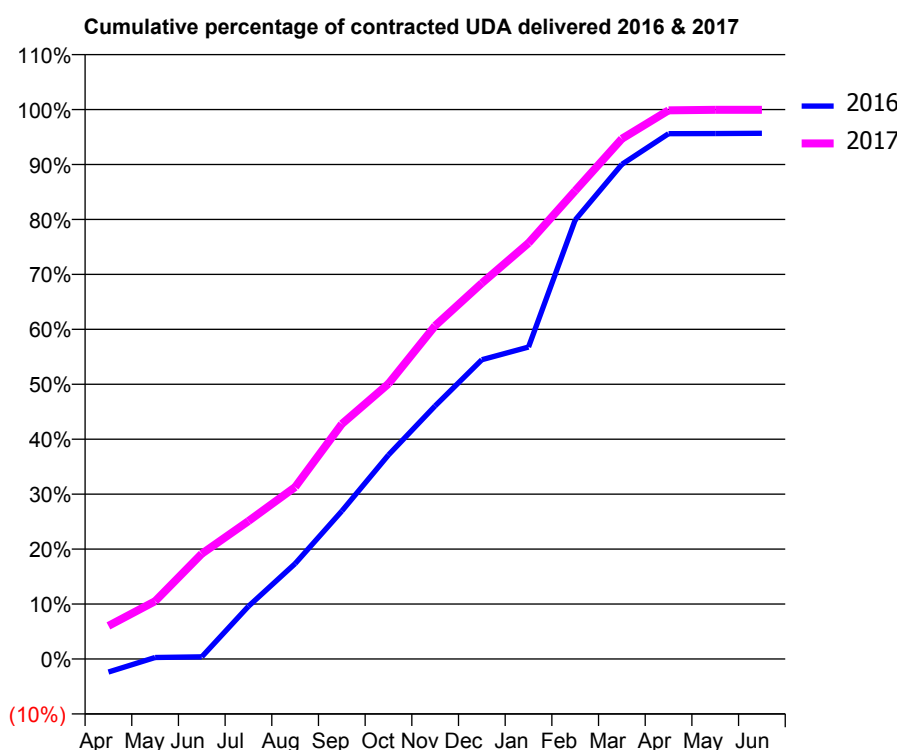
16/17 Contracted general activity (UDA)	2,392
Carry forward general activity (UDA)	0
16/17 Contracted orthodontic activity (UOA)	0
Carry forward orthodontic activity (UOA)	0
Baseline contract value	£57,557.42

ACCESS*

Patients seen in 24 months	Total	Change since previous quarter
Quarter ending March 2016	825	
Quarter ending June 2016	847	↑
Quarter ending September 2016	881	↑
Quarter ending December 2016	856	↓
Quarter ending March 2017	900	↑
Variance since March 2016	9.1%	↑



ACTIVITY



Month	Adjusted Scheduled Activity (UDA)	
	2016	2017
April	-57	144
May	6	251
June	9	458
July	230	600
August	416	749
September	644	1,023
October	889	1,198
November	1,102	1,451
December	1,303	1,636
January	1,358	1,811
February	1,911	2,038
March	2,153	2,265
April	2,287	2,389
May	2,288	2,390
June	2,289	2,390

QUALITY

	Quantity	Base Number	Contract	AT	Region	England
% of FP17s for the same patient ID Re-attending within 3 months - Children	11	337	3.3%	9.8%	11.9%	12.3%
% of FP17s for the same patient ID Re-attending within 3 months - Adults	39	831	4.7%	15.9%	16.6%	16.7%
% of FP17s for the same patient ID Re-attending between 3 & 9 months - Children	182	337	54.0%	59.0%	60.2%	57.6%
% of FP17s for the same patient ID Re-attending between 3 & 9 months - Adults	147	831	17.7%	50.5%	51.5%	50.1%
% of FP17s for Band 1 Urgent Courses	22	1,141	1.9%	9.5%	9.5%	9.1%
% of FP17s Relating to Free Repair or Replacements	0	1,141	0.0%	0.6%	0.7%	0.8%
% of FP17s Relating to Continuations	3	1,141	0.3%	1.1%	1.2%	1.2%
% of Patients satisfied with the dentistry they have received	2	2	N/A	92.4%	93.1%	92.8%
% of Patients satisfied with the time they had to wait for an appointment	2	2	N/A	89.1%	88.8%	88.7%

* This is based on patients treated on this contract for their most recent course of treatment. Figures in italics indicate the base number of FP17s or Patient Questionnaire responses are less than 100. N/A is shown where the base number of responses is less than 10 during the period. % is calculated as Quantity/Base number*100

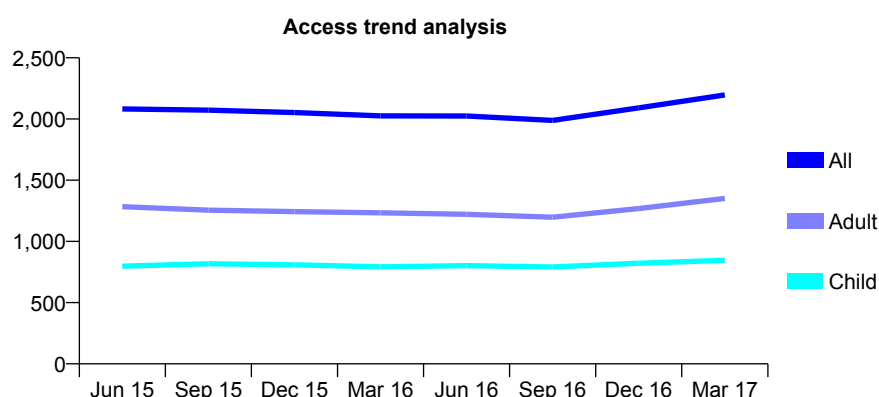
Q68 - Vital Signs At a Glance Contract Report for 336688/0001 - Year end March 2017

Name or company name	MISS CR CAREY
Contract type name	GDS Contract
Purpose of contract	General
Contract start date	01/11/2006
Contract end date	

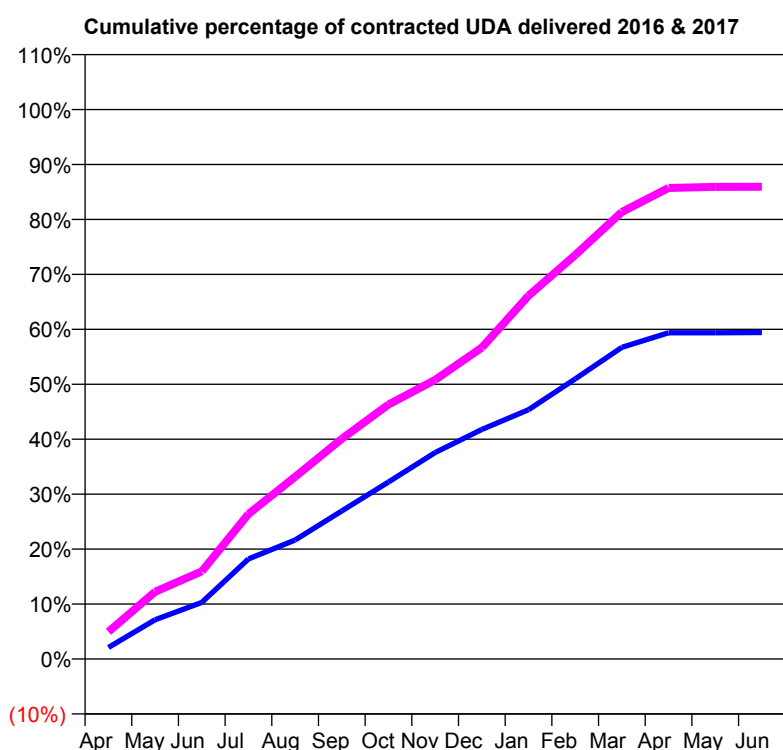
16/17 Contracted general activity (UDA)	5,000
Carry forward general activity (UDA)	0
16/17 Contracted orthodontic activity (UOA)	0
Carry forward orthodontic activity (UOA)	0
Baseline contract value	£114,128.84

ACCESS*

Patients seen in 24 months	Total	Change since previous quarter
Quarter ending March 2016	2,026	
Quarter ending June 2016	2,024	→
Quarter ending September 2016	1,989	↓
Quarter ending December 2016	2,091	↑
Quarter ending March 2017	2,197	↑
Variance since March 2016	8.4%	↑



ACTIVITY



Adjusted Scheduled Activity (UDA)		
Month	2016	2017
April	176	248
May	597	612
June	859	798
July	1,520	1,319
August	1,808	1,658
September	2,250	2,004
October	2,689	2,315
November	3,138	2,540
December	3,487	2,834
January	3,788	3,306
February	4,257	3,676
March	4,736	4,068
April	4,957	4,287
May	4,958	4,296
June	4,961	4,297

QUALITY

	Quantity	Base Number	Contract	AT	Region	England
% of FP17s for the same patient ID Re-attending within 3 months - Children	121	1,422	8.5%	9.8%	11.9%	12.3%
% of FP17s for the same patient ID Re-attending within 3 months - Adults	206	1,772	11.6%	15.9%	16.6%	16.7%
% of FP17s for the same patient ID Re-attending between 3 & 9 months - Children	850	1,422	59.8%	59.0%	60.2%	57.6%
% of FP17s for the same patient ID Re-attending between 3 & 9 months - Adults	872	1,772	49.2%	50.5%	51.5%	50.1%
% of FP17s for Band 1 Urgent Courses	74	2,780	2.7%	9.5%	9.5%	9.1%
% of FP17s Relating to Free Repair or Replacements	8	2,780	0.3%	0.6%	0.7%	0.8%
% of FP17s Relating to Continuations	6	2,780	0.2%	1.1%	1.2%	1.2%
% of Patients satisfied with the dentistry they have received	3	4	N/A	92.4%	93.1%	92.8%
% of Patients satisfied with the time they had to wait for an appointment	3	4	N/A	89.1%	88.8%	88.7%

* This is based on patients treated on this contract for their most recent course of treatment. Figures in italics indicate the base number of FP17s or Patient Questionnaire responses are less than 100. N/A is shown where the base number of responses is less than 10 during the period. % is calculated as Quantity/Base number*100

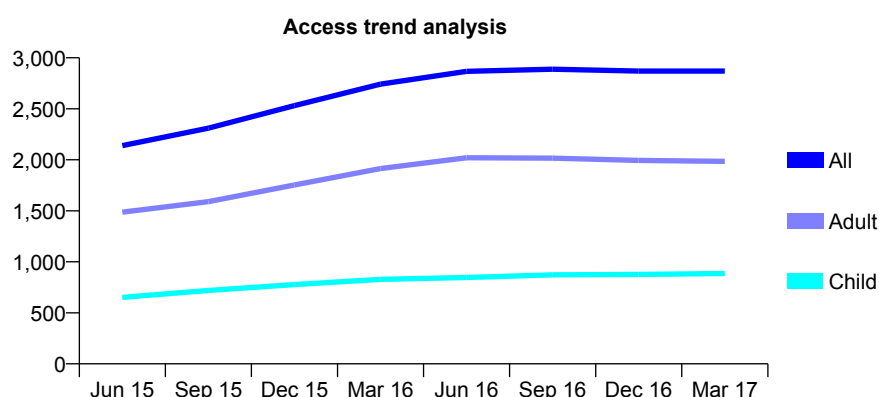
Q68 - Vital Signs At a Glance Contract Report for 336785/0005 - Year end March 2017

Name or company name	MRS KS RADIA
Contract type name	GDS Contract
Purpose of contract	General
Contract start date	09/07/2014
Contract end date	

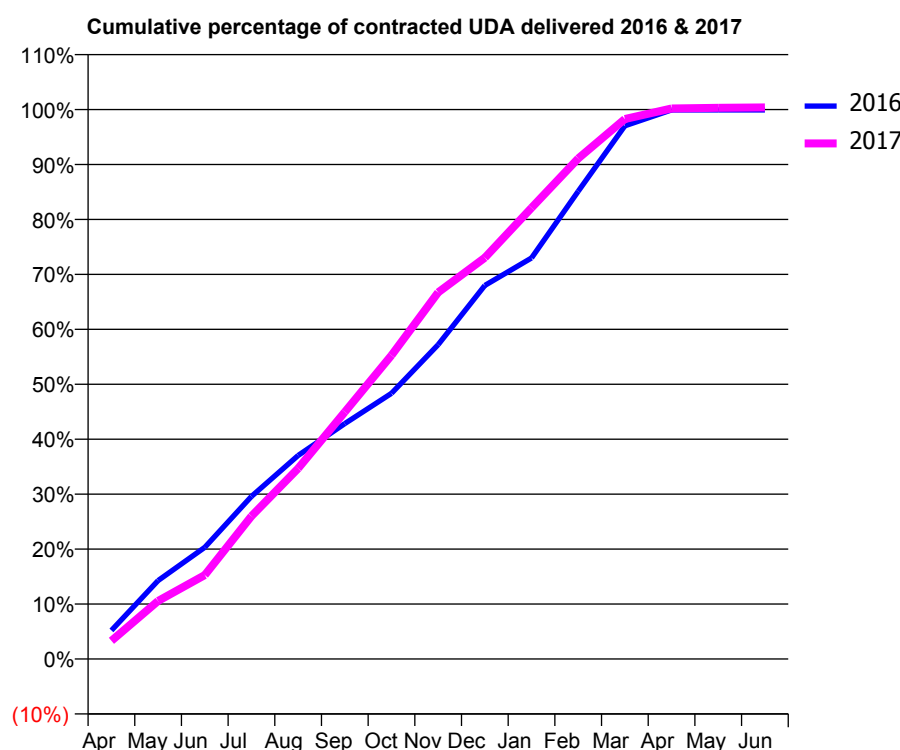
16/17 Contracted general activity (UDA)	7,000
Carry forward general activity (UDA)	5
16/17 Contracted orthodontic activity (UOA)	0
Carry forward orthodontic activity (UOA)	0
Baseline contract value	£155,572.75

ACCESS*

Patients seen in 24 months	Total	Change since previous quarter
Quarter ending March 2016	2,742	
Quarter ending June 2016	2,867	↑
Quarter ending September 2016	2,888	→
Quarter ending December 2016	2,870	→
Quarter ending March 2017	2,870	→
Variance since March 2016	4.7%	↑



ACTIVITY



Adjusted Scheduled Activity (UDA)		
Month	2016	2017
April	364	232
May	1,000	740
June	1,423	1,069
July	2,072	1,821
August	2,592	2,429
September	3,000	3,146
October	3,384	3,870
November	4,005	4,671
December	4,759	5,112
January	5,108	5,747
February	5,958	6,376
March	6,793	6,878
April	6,994	7,013
May	6,995	7,021
June	6,995	7,027

QUALITY

	Quantity	Base Number	Contract	AT	Region	England
% of FP17s for the same patient ID Re-attending within 3 months - Children	129	1,402	9.2%	9.8%	11.9%	12.3%
% of FP17s for the same patient ID Re-attending within 3 months - Adults	403	2,504	16.1%	15.9%	16.6%	16.7%
% of FP17s for the same patient ID Re-attending between 3 & 9 months - Children	882	1,402	62.9%	59.0%	60.2%	57.6%
% of FP17s for the same patient ID Re-attending between 3 & 9 months - Adults	1,125	2,504	44.9%	50.5%	51.5%	50.1%
% of FP17s for Band 1 Urgent Courses	420	3,869	10.9%	9.5%	9.5%	9.1%
% of FP17s Relating to Free Repair or Replacements	14	3,869	0.4%	0.6%	0.7%	0.8%
% of FP17s Relating to Continuations	3	3,869	0.1%	1.1%	1.2%	1.2%
% of Patients satisfied with the dentistry they have received	18	19	94.7%	92.4%	93.1%	92.8%
% of Patients satisfied with the time they had to wait for an appointment	17	19	89.5%	89.1%	88.8%	88.7%

* This is based on patients treated on this contract for their most recent course of treatment. Figures in italics indicate the base number of FP17s or Patient Questionnaire responses are less than 100. N/A is shown where the base number of responses is less than 10 during the period. % is calculated as Quantity/Base number*100

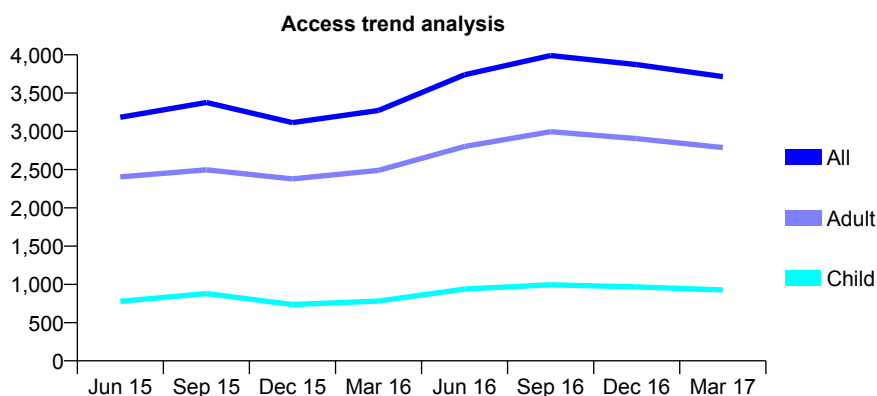
Q68 - Vital Signs At a Glance Contract Report for 337242/0001 - Year end March 2017

Name or company name	MR CI ANDREASSON
Contract type name	GDS Contract
Purpose of contract	General
Contract start date	01/04/2006
Contract end date	

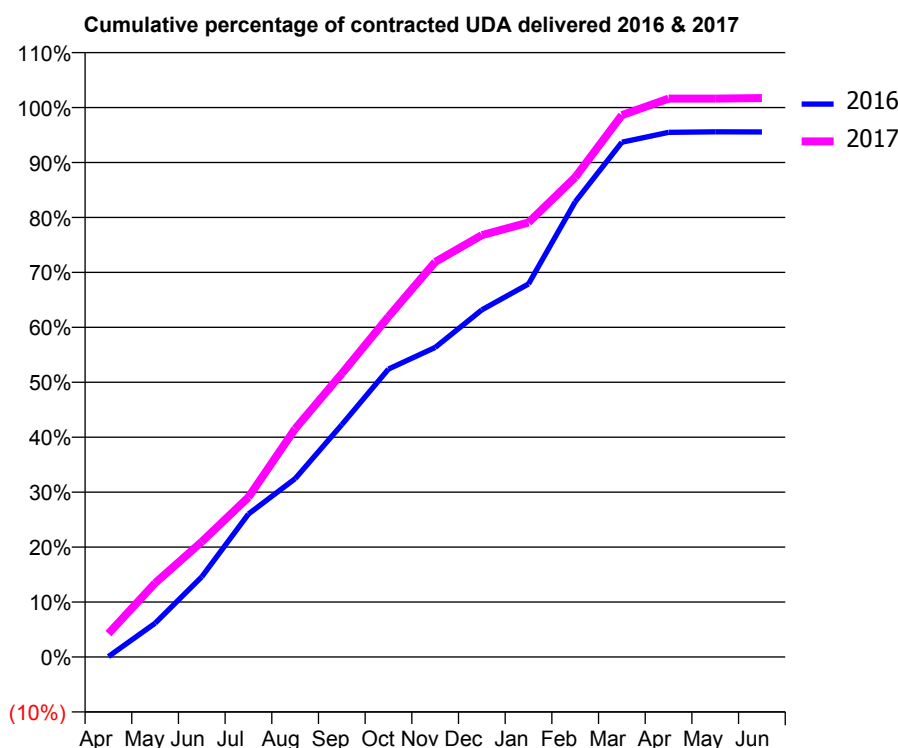
16/17 Contracted general activity (UDA)	12,656
Carry forward general activity (UDA)	0
16/17 Contracted orthodontic activity (UOA)	0
Carry forward orthodontic activity (UOA)	0
Baseline contract value	£438,387.85

ACCESS*

Patients seen in 24 months	Total	Change since previous quarter
Quarter ending March 2016	3,272	
Quarter ending June 2016	3,740	↑
Quarter ending September 2016	3,990	↑
Quarter ending December 2016	3,872	↓
Quarter ending March 2017	3,715	↓
Variance since March 2016	13.5%	↑



ACTIVITY



Month	Adjusted Scheduled Activity (UDA)	
	2016	2017
April	11	539
May	778	1,704
June	1,848	2,654
July	3,293	3,680
August	4,107	5,256
September	5,351	6,528
October	6,632	7,840
November	7,131	9,098
December	7,995	9,715
January	8,592	10,009
February	10,483	11,048
March	11,858	12,478
April	12,083	12,861
May	12,095	12,861
June	12,094	12,873

QUALITY

	Quantity	Base Number	Contract	AT	Region	England
% of FP17s for the same patient ID Re-attending within 3 months - Children	93	1,499	6.2%	9.8%	11.9%	12.3%
% of FP17s for the same patient ID Re-attending within 3 months - Adults	556	4,237	13.1%	15.9%	16.6%	16.7%
% of FP17s for the same patient ID Re-attending between 3 & 9 months - Children	690	1,499	46.0%	59.0%	60.2%	57.6%
% of FP17s for the same patient ID Re-attending between 3 & 9 months - Adults	1,878	4,237	44.3%	50.5%	51.5%	50.1%
% of FP17s for Band 1 Urgent Courses	325	5,804	5.6%	9.5%	9.5%	9.1%
% of FP17s Relating to Free Repair or Replacements	48	5,804	0.8%	0.6%	0.7%	0.8%
% of FP17s Relating to Continuations	37	5,804	0.6%	1.1%	1.2%	1.2%
% of Patients satisfied with the dentistry they have received	4	4	N/A	92.4%	93.1%	92.8%
% of Patients satisfied with the time they had to wait for an appointment	4	4	N/A	89.1%	88.8%	88.7%

* This is based on patients treated on this contract for their most recent course of treatment. Figures in italics indicate the base number of FP17s or Patient Questionnaire responses are less than 100. N/A is shown where the base number of responses is less than 10 during the period. % is calculated as Quantity/Base number*100

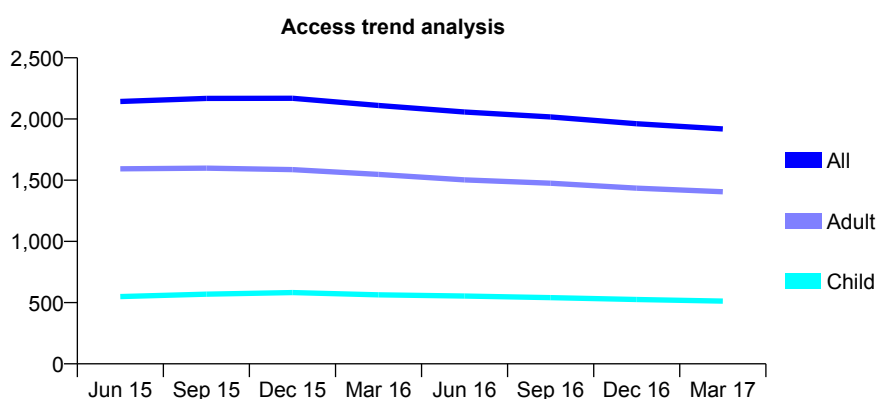
Q68 - Vital Signs At a Glance Contract Report for 337358/0001 - Year end March 2017

Name or company name	MR NS KONDEL
Contract type name	GDS Contract
Purpose of contract	General
Contract start date	01/04/2006
Contract end date	

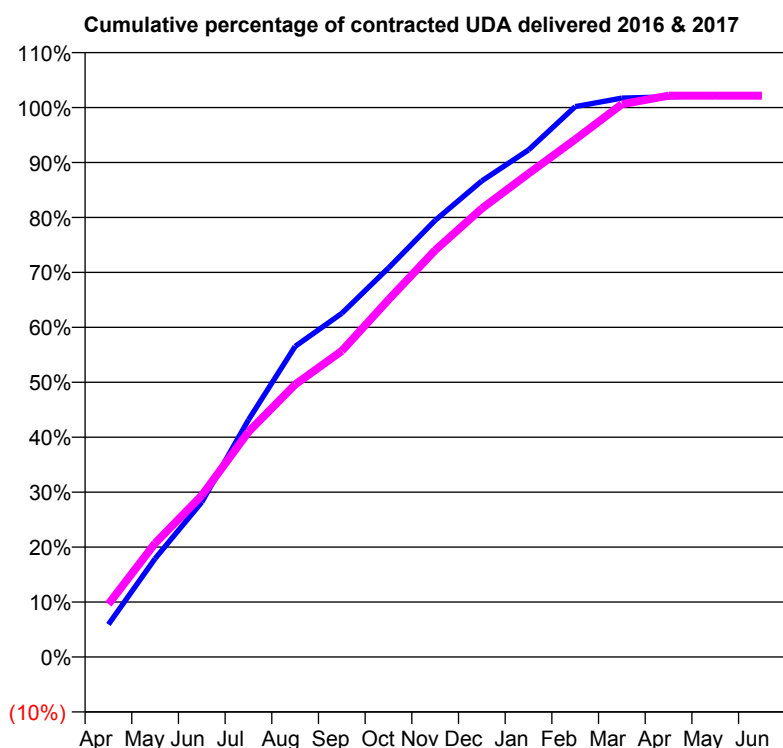
16/17 Contracted general activity (UDA)	5,535
Carry forward general activity (UDA)	-111
16/17 Contracted orthodontic activity (UOA)	0
Carry forward orthodontic activity (UOA)	0
Baseline contract value	£135,630.39

ACCESS*

Patients seen in 24 months	Total	Change since previous quarter
Quarter ending March 2016	2,111	
Quarter ending June 2016	2,057	↓
Quarter ending September 2016	2,017	↓
Quarter ending December 2016	1,961	↓
Quarter ending March 2017	1,919	↓
Variance since March 2016	(9.1%)	↓



ACTIVITY



Adjusted Scheduled Activity (UDA)		
Month	2016	2017
April	329	533
May	992	1,147
June	1,560	1,627
July	2,389	2,268
August	3,129	2,745
September	3,462	3,083
October	3,919	3,598
November	4,398	4,098
December	4,796	4,517
January	5,107	4,869
February	5,544	5,213
March	5,630	5,568
April	5,642	5,655
May	5,656	5,655
June	5,657	5,655

QUALITY

	Quantity	Base Number	Contract	AT	Region	England
% of FP17s for the same patient ID Re-attending within 3 months - Children	66	781	8.5%	9.8%	11.9%	12.3%
% of FP17s for the same patient ID Re-attending within 3 months - Adults	411	2,126	19.3%	15.9%	16.6%	16.7%
% of FP17s for the same patient ID Re-attending between 3 & 9 months - Children	477	781	61.1%	59.0%	60.2%	57.6%
% of FP17s for the same patient ID Re-attending between 3 & 9 months - Adults	1,159	2,126	54.5%	50.5%	51.5%	50.1%
% of FP17s for Band 1 Urgent Courses	283	2,950	9.6%	9.5%	9.5%	9.1%
% of FP17s Relating to Free Repair or Replacements	14	2,950	0.5%	0.6%	0.7%	0.8%
% of FP17s Relating to Continuations	0	2,950	0.0%	1.1%	1.2%	1.2%
% of Patients satisfied with the dentistry they have received	2	3	N/A	92.4%	93.1%	92.8%
% of Patients satisfied with the time they had to wait for an appointment	2	3	N/A	89.1%	88.8%	88.7%

* This is based on patients treated on this contract for their most recent course of treatment. Figures in italics indicate the base number of FP17s or Patient Questionnaire responses are less than 100. N/A is shown where the base number of responses is less than 10 during the period. % is calculated as Quantity/Base number*100

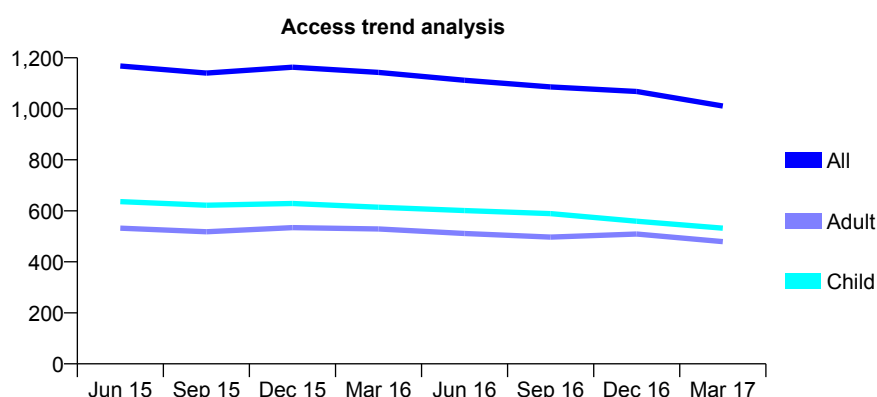
Q68 - Vital Signs At a Glance Contract Report for 340081/0001 - Year end March 2017

Name or company name	MISS NB MUSTAFA
Contract type name	PDS Contract
Purpose of contract	General
Contract start date	01/04/2006
Contract end date	31/03/2019

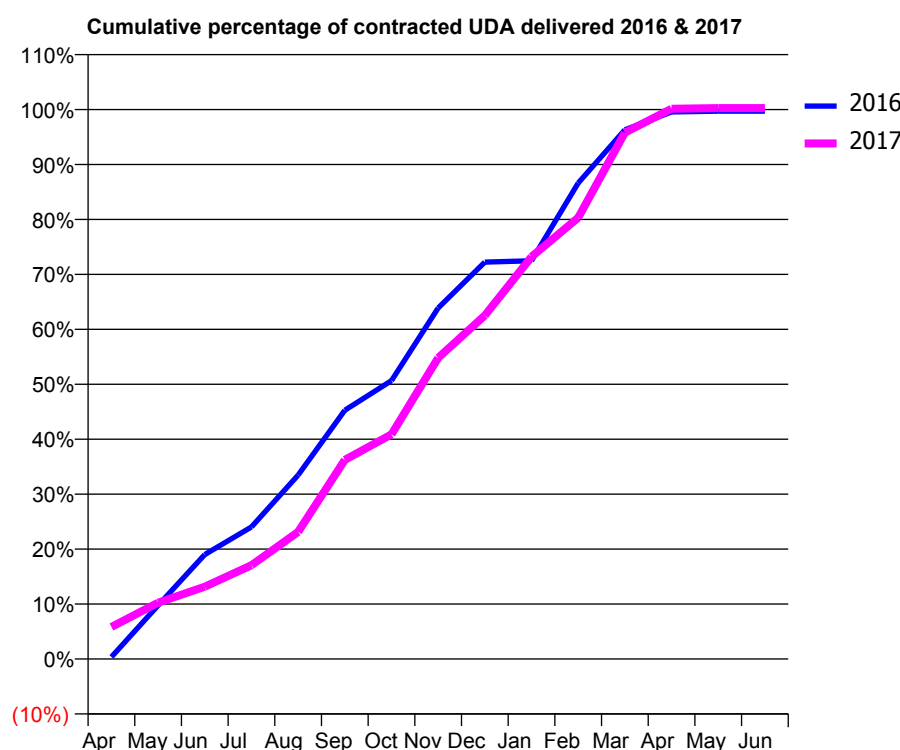
16/17 Contracted general activity (UDA)	3,174
Carry forward general activity (UDA)	9
16/17 Contracted orthodontic activity (UOA)	0
Carry forward orthodontic activity (UOA)	0
Baseline contract value	£78,957.71

ACCESS*

Patients seen in 24 months	Total	Change since previous quarter
Quarter ending March 2016	1,143	
Quarter ending June 2016	1,112	↓
Quarter ending September 2016	1,086	↓
Quarter ending December 2016	1,068	↓
Quarter ending March 2017	1,011	↓
Variance since March 2016	(11.5%)	↓



ACTIVITY



Adjusted Scheduled Activity (UDA)		
Month	2016	2017
April	11	185
May	284	325
June	552	418
July	698	542
August	972	734
September	1,314	1,150
October	1,471	1,298
November	1,855	1,739
December	2,098	1,984
January	2,105	2,324
February	2,516	2,549
March	2,797	3,040
April	2,891	3,178
May	2,895	3,182
June	2,895	3,182

QUALITY

	Quantity	Base Number	Contract	AT	Region	England
% of FP17s for the same patient ID Re-attending within 3 months - Children	62	857	7.2%	9.8%	11.9%	12.3%
% of FP17s for the same patient ID Re-attending within 3 months - Adults	93	595	15.6%	15.9%	16.6%	16.7%
% of FP17s for the same patient ID Re-attending between 3 & 9 months - Children	610	857	71.2%	59.0%	60.2%	57.6%
% of FP17s for the same patient ID Re-attending between 3 & 9 months - Adults	319	595	53.6%	50.5%	51.5%	50.1%
% of FP17s for Band 1 Urgent Courses	42	1,435	2.9%	9.5%	9.5%	9.1%
% of FP17s Relating to Free Repair or Replacements	7	1,435	0.5%	0.6%	0.7%	0.8%
% of FP17s Relating to Continuations	12	1,435	0.8%	1.1%	1.2%	1.2%
% of Patients satisfied with the dentistry they have received	0	0	N/A	92.4%	93.1%	92.8%
% of Patients satisfied with the time they had to wait for an appointment	0	0	N/A	89.1%	88.8%	88.7%

* This is based on patients treated on this contract for their most recent course of treatment. Figures in italics indicate the base number of FP17s or Patient Questionnaire responses are less than 100. N/A is shown where the base number of responses is less than 10 during the period. % is calculated as Quantity/Base number*100

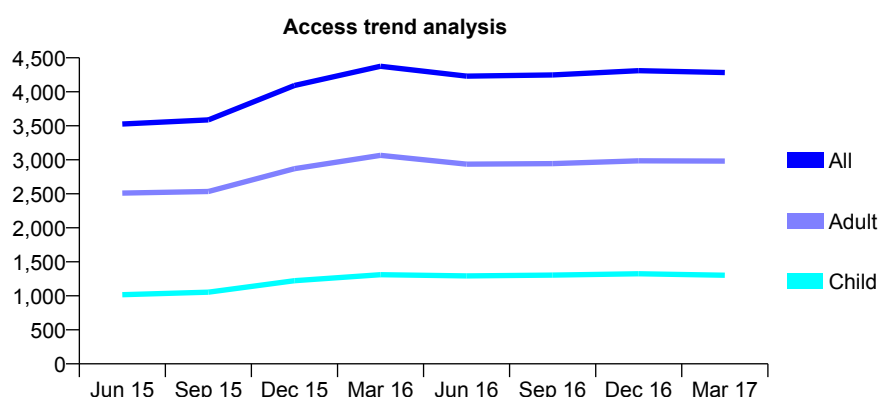
Q68 - Vital Signs At a Glance Contract Report for 340286/0003 - Year end March 2017

Name or company name	MS V BADIANT
Contract type name	GDS Contract
Purpose of contract	General
Contract start date	01/01/2008
Contract end date	

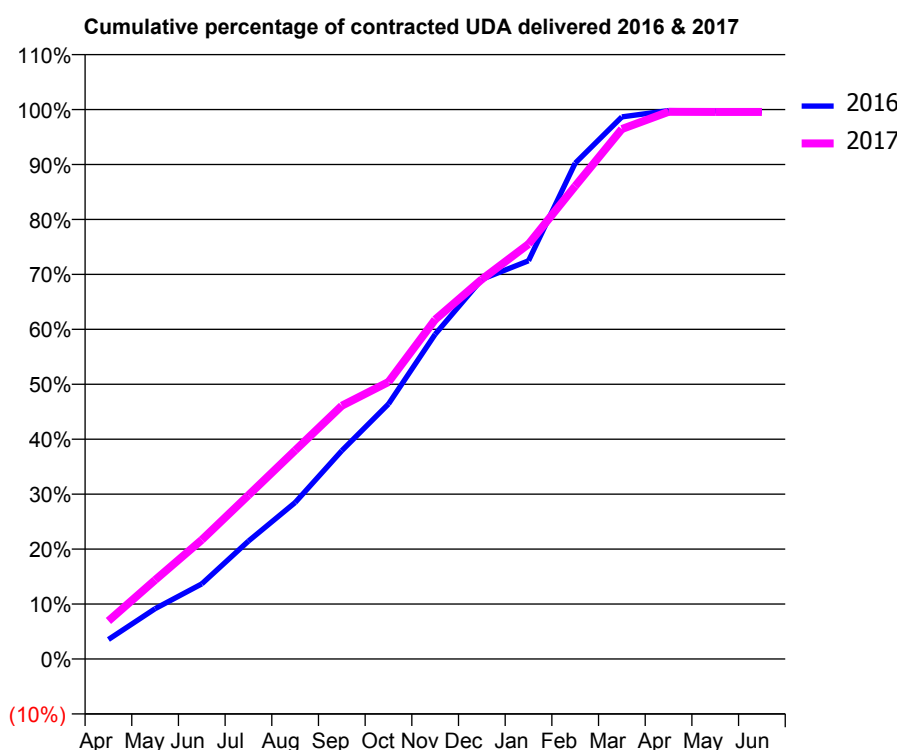
16/17 Contracted general activity (UDA)	11,000
Carry forward general activity (UDA)	27
16/17 Contracted orthodontic activity (UOA)	0
Carry forward orthodontic activity (UOA)	0
Baseline contract value	£309,662.17

ACCESS*

Patients seen in 24 months	Total	Change since previous quarter
Quarter ending March 2016	4,376	
Quarter ending June 2016	4,230	↓
Quarter ending September 2016	4,249	→
Quarter ending December 2016	4,310	→
Quarter ending March 2017	4,284	→
Variance since March 2016	(2.1%)	↓



ACTIVITY



Adjusted Scheduled Activity (UDA)		
Month	2016	2017
April	391	763
May	1,008	1,581
June	1,504	2,386
July	2,360	3,280
August	3,132	4,176
September	4,170	5,070
October	5,104	5,546
November	6,500	6,795
December	7,601	7,602
January	7,971	8,307
February	9,925	9,466
March	10,852	10,608
April	10,977	10,953
May	10,973	10,952
June	10,973	10,951

QUALITY

	Quantity	Base Number	Contract	AT	Region	England
% of FP17s for the same patient ID Re-attending within 3 months - Children	153	2,134	7.2%	9.8%	11.9%	12.3%
% of FP17s for the same patient ID Re-attending within 3 months - Adults	372	4,078	9.1%	15.9%	16.6%	16.7%
% of FP17s for the same patient ID Re-attending between 3 & 9 months - Children	1,386	2,134	64.9%	59.0%	60.2%	57.6%
% of FP17s for the same patient ID Re-attending between 3 & 9 months - Adults	2,502	4,078	61.4%	50.5%	51.5%	50.1%
% of FP17s for Band 1 Urgent Courses	441	6,327	7.0%	9.5%	9.5%	9.1%
% of FP17s Relating to Free Repair or Replacements	26	6,327	0.4%	0.6%	0.7%	0.8%
% of FP17s Relating to Continuations	12	6,327	0.2%	1.1%	1.2%	1.2%
% of Patients satisfied with the dentistry they have received	7	8	N/A	92.4%	93.1%	92.8%
% of Patients satisfied with the time they had to wait for an appointment	8	8	N/A	89.1%	88.8%	88.7%

* This is based on patients treated on this contract for their most recent course of treatment. Figures in italics indicate the base number of FP17s or Patient Questionnaire responses are less than 100. N/A is shown where the base number of responses is less than 10 during the period. % is calculated as Quantity/Base number*100

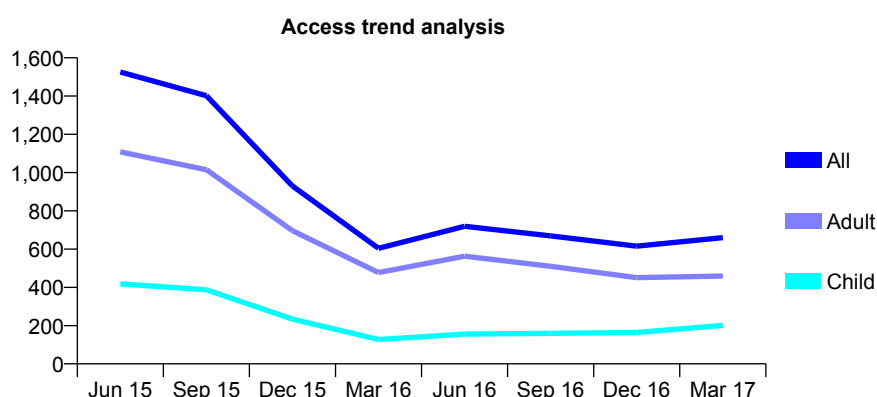
Q68 - Vital Signs At a Glance Contract Report for 340286/0004 - Year end March 2017

Name or company name	MS V BADIANT
Contract type name	GDS Contract
Purpose of contract	General
Contract start date	01/07/2011
Contract end date	

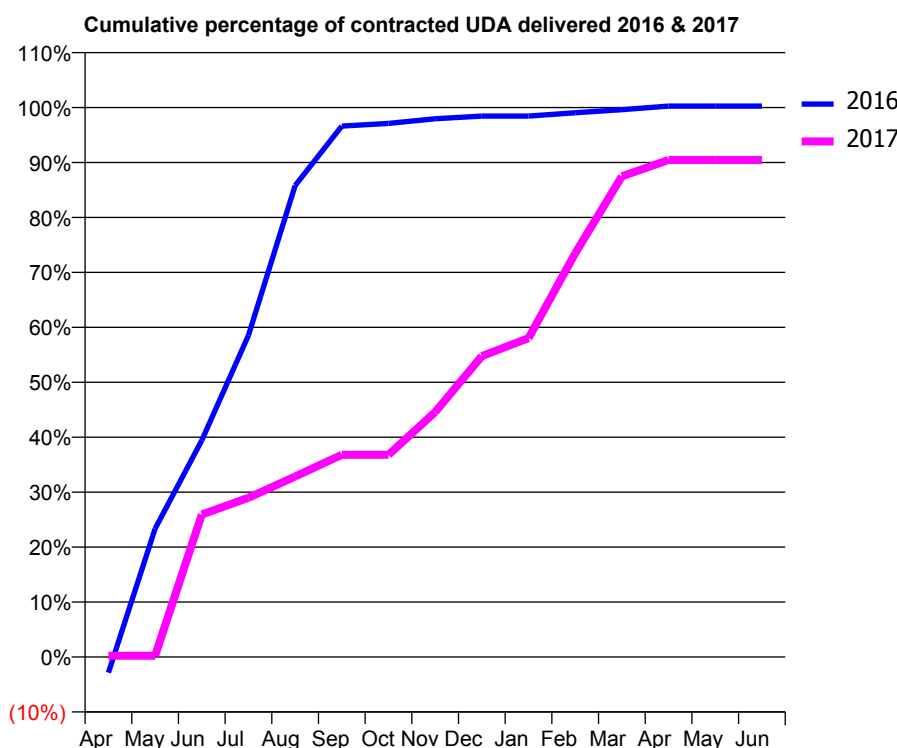
16/17 Contracted general activity (UDA)	1,670
Carry forward general activity (UDA)	-4
16/17 Contracted orthodontic activity (UOA)	0
Carry forward orthodontic activity (UOA)	0
Baseline contract value	£47,651.20

ACCESS*

Patients seen in 24 months	Total	Change since previous quarter
Quarter ending March 2016	604	
Quarter ending June 2016	719	↑
Quarter ending September 2016	669	↓
Quarter ending December 2016	615	↓
Quarter ending March 2017	660	↑
Variance since March 2016	9.3%	↑



ACTIVITY



Adjusted Scheduled Activity (UDA)		
Month	2016	2017
April	-48	4
May	390	4
June	658	433
July	978	484
August	1,433	548
September	1,614	615
October	1,622	615
November	1,636	745
December	1,644	914
January	1,644	969
February	1,654	1,227
March	1,663	1,461
April	1,674	1,511
May	1,674	1,511
June	1,674	1,511

QUALITY

	Quantity	Base Number	Contract	AT	Region	England
% of FP17s for the same patient ID Re-attending within 3 months - Children	7	262	2.7%	9.8%	11.9%	12.3%
% of FP17s for the same patient ID Re-attending within 3 months - Adults	17	561	3.0%	15.9%	16.6%	16.7%
% of FP17s for the same patient ID Re-attending between 3 & 9 months - Children	41	262	15.6%	59.0%	60.2%	57.6%
% of FP17s for the same patient ID Re-attending between 3 & 9 months - Adults	77	561	13.7%	50.5%	51.5%	50.1%
% of FP17s for Band 1 Urgent Courses	63	853	7.4%	9.5%	9.5%	9.1%
% of FP17s Relating to Free Repair or Replacements	1	853	0.1%	0.6%	0.7%	0.8%
% of FP17s Relating to Continuations	1	853	0.1%	1.1%	1.2%	1.2%
% of Patients satisfied with the dentistry they have received	1	1	N/A	92.4%	93.1%	92.8%
% of Patients satisfied with the time they had to wait for an appointment	1	1	N/A	89.1%	88.8%	88.7%

* This is based on patients treated on this contract for their most recent course of treatment. Figures in italics indicate the base number of FP17s or Patient Questionnaire responses are less than 100. N/A is shown where the base number of responses is less than 10 during the period. % is calculated as Quantity/Base number*100

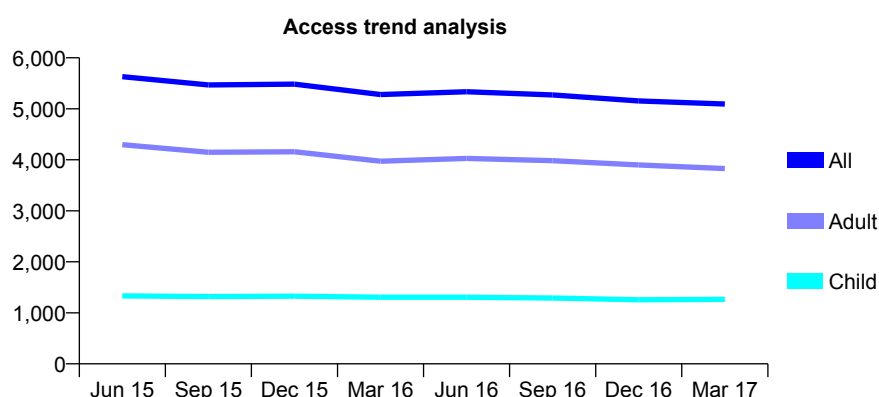
Q68 - Vital Signs At a Glance Contract Report for 341541/0001 - Year end March 2017

Name or company name	MISS S IMANI
Contract type name	GDS Contract
Purpose of contract	General
Contract start date	01/04/2006
Contract end date	

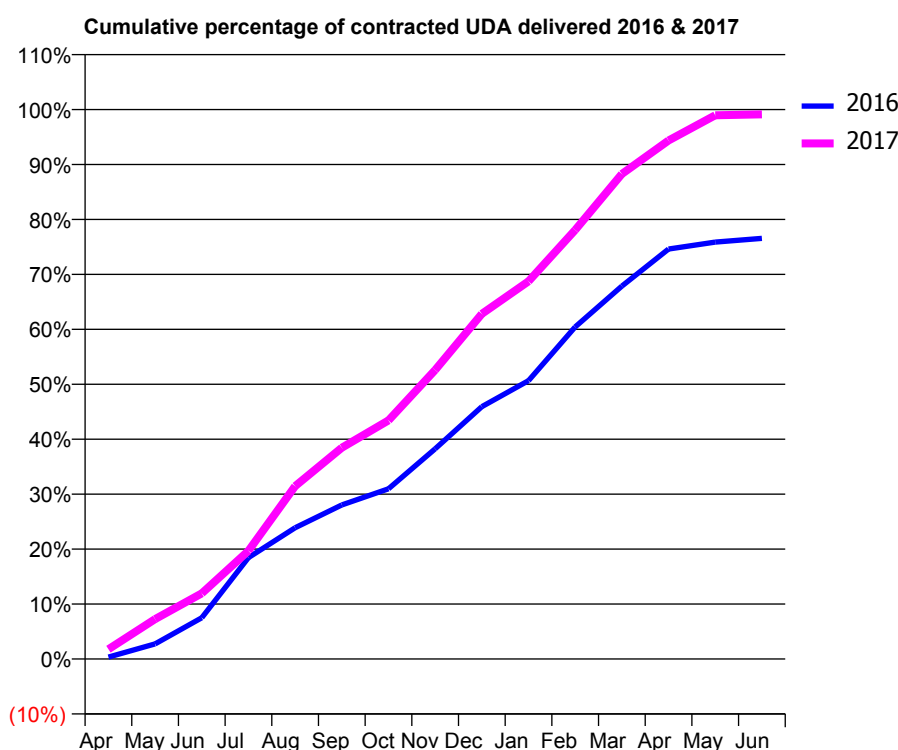
16/17 Contracted general activity (UDA)	17,333
Carry forward general activity (UDA)	0
16/17 Contracted orthodontic activity (UOA)	0
Carry forward orthodontic activity (UOA)	0
Baseline contract value	£417,087.73

ACCESS*

Patients seen in 24 months	Total	Change since previous quarter
Quarter ending March 2016	5,280	
Quarter ending June 2016	5,334	→
Quarter ending September 2016	5,273	↓
Quarter ending December 2016	5,155	↓
Quarter ending March 2017	5,093	↓
Variance since March 2016	(3.5%)	↓



ACTIVITY



Adjusted Scheduled Activity (UDA)		
Month	2016	2017
April	66	311
May	535	1,261
June	1,453	2,073
July	3,566	3,415
August	4,619	5,453
September	5,419	6,665
October	5,989	7,525
November	7,395	9,116
December	8,879	10,886
January	9,792	11,914
February	11,682	13,532
March	13,120	15,302
April	14,422	16,357
May	14,668	17,150
June	14,798	17,181

QUALITY

	Quantity	Base Number	Contract	AT	Region	England
% of FP17s for the same patient ID Re-attending within 3 months - Children	127	1,558	8.2%	9.8%	11.9%	12.3%
% of FP17s for the same patient ID Re-attending within 3 months - Adults	891	5,255	17.0%	15.9%	16.6%	16.7%
% of FP17s for the same patient ID Re-attending between 3 & 9 months - Children	701	1,558	45.0%	59.0%	60.2%	57.6%
% of FP17s for the same patient ID Re-attending between 3 & 9 months - Adults	2,266	5,255	43.1%	50.5%	51.5%	50.1%
% of FP17s for Band 1 Urgent Courses	1,426	6,864	20.8%	9.5%	9.5%	9.1%
% of FP17s Relating to Free Repair or Replacements	64	6,864	0.9%	0.6%	0.7%	0.8%
% of FP17s Relating to Continuations	23	6,864	0.3%	1.1%	1.2%	1.2%
% of Patients satisfied with the dentistry they have received	5	6	N/A	92.4%	93.1%	92.8%
% of Patients satisfied with the time they had to wait for an appointment	6	6	N/A	89.1%	88.8%	88.7%

* This is based on patients treated on this contract for their most recent course of treatment. Figures in italics indicate the base number of FP17s or Patient Questionnaire responses are less than 100. N/A is shown where the base number of responses is less than 10 during the period. % is calculated as Quantity/Base number*100

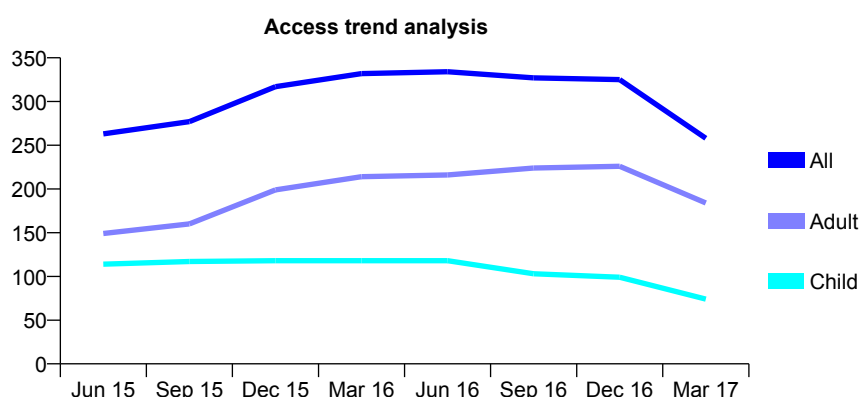
Q68 - Vital Signs At a Glance Contract Report for 341541/0002 - Year end March 2017

Name or company name	MISS S IMANI
Contract type name	GDS Contract
Purpose of contract	General
Contract start date	01/04/2006
Contract end date	

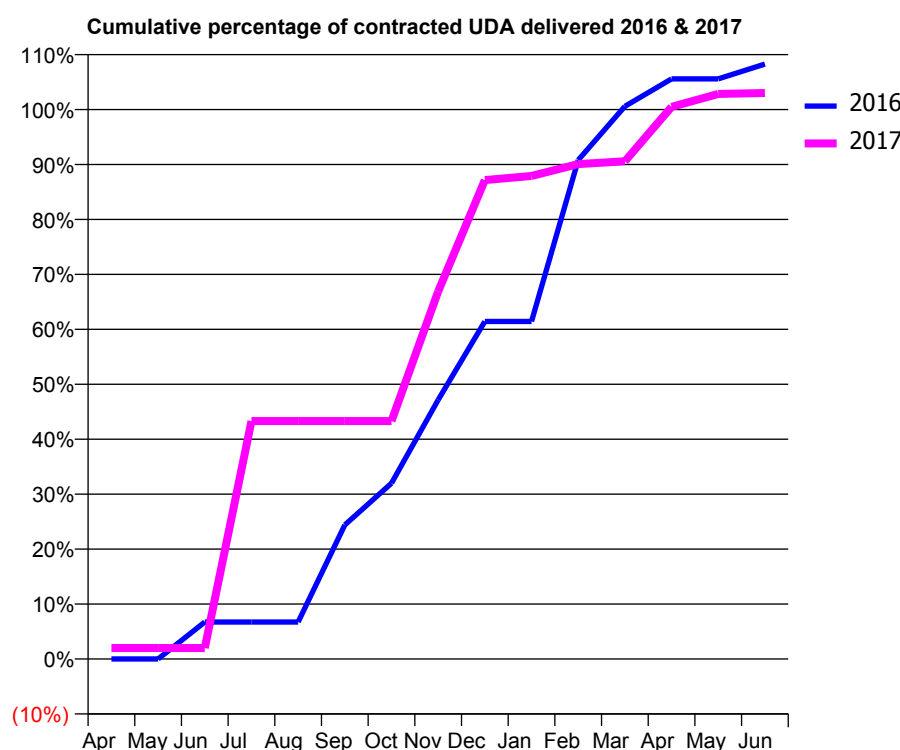
16/17 Contracted general activity (UDA)	600
Carry forward general activity (UDA)	-12
16/17 Contracted orthodontic activity (UOA)	0
Carry forward orthodontic activity (UOA)	0
Baseline contract value	£15,406.71

ACCESS*

Patients seen in 24 months	Total	Change since previous quarter
Quarter ending March 2016	332	
Quarter ending June 2016	334	→
Quarter ending September 2016	327	↓
Quarter ending December 2016	325	→
Quarter ending March 2017	258	↓
Variance since March 2016	(22.3%)	↓



ACTIVITY



Month	Adjusted Scheduled Activity (UDA)	
	2016	2017
April	0	12
May	0	12
June	40	12
July	40	260
August	40	260
September	146	260
October	192	260
November	283	401
December	369	523
January	369	527
February	545	540
March	603	543
April	633	603
May	633	617
June	650	618

QUALITY

	Quantity	Base Number	Contract	AT	Region	England
% of FP17s for the same patient ID Re-attending within 3 months - Children	2	76	2.6%	9.8%	11.9%	12.3%
% of FP17s for the same patient ID Re-attending within 3 months - Adults	7	131	5.3%	15.9%	16.6%	16.7%
% of FP17s for the same patient ID Re-attending between 3 & 9 months - Children	10	76	13.2%	59.0%	60.2%	57.6%
% of FP17s for the same patient ID Re-attending between 3 & 9 months - Adults	17	131	13.0%	50.5%	51.5%	50.1%
% of FP17s for Band 1 Urgent Courses	35	183	19.1%	9.5%	9.5%	9.1%
% of FP17s Relating to Free Repair or Replacements	0	183	0.0%	0.6%	0.7%	0.8%
% of FP17s Relating to Continuations	0	183	0.0%	1.1%	1.2%	1.2%
% of Patients satisfied with the dentistry they have received	0	0	N/A	92.4%	93.1%	92.8%
% of Patients satisfied with the time they had to wait for an appointment	0	0	N/A	89.1%	88.8%	88.7%

* This is based on patients treated on this contract for their most recent course of treatment. Figures in italics indicate the base number of FP17s or Patient Questionnaire responses are less than 100. N/A is shown where the base number of responses is less than 10 during the period. % is calculated as Quantity/Base number*100

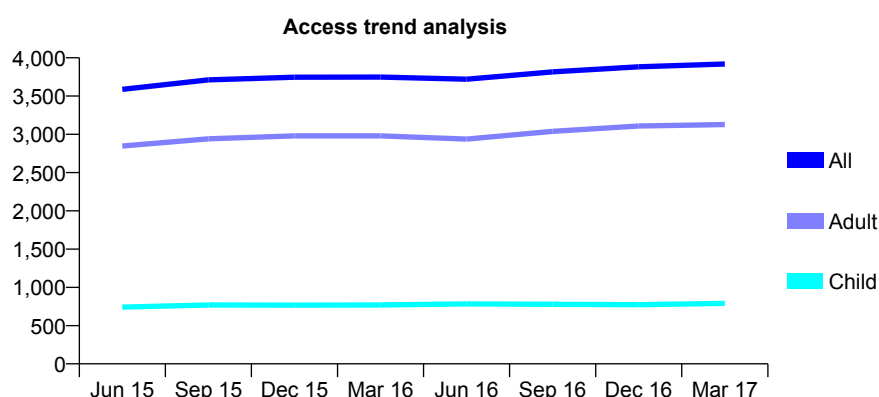
Q68 - Vital Signs At a Glance Contract Report for 346063/0001 - Year end March 2017

Name or company name	MRS K PIRAYESH
Contract type name	GDS Contract
Purpose of contract	General
Contract start date	01/04/2006
Contract end date	

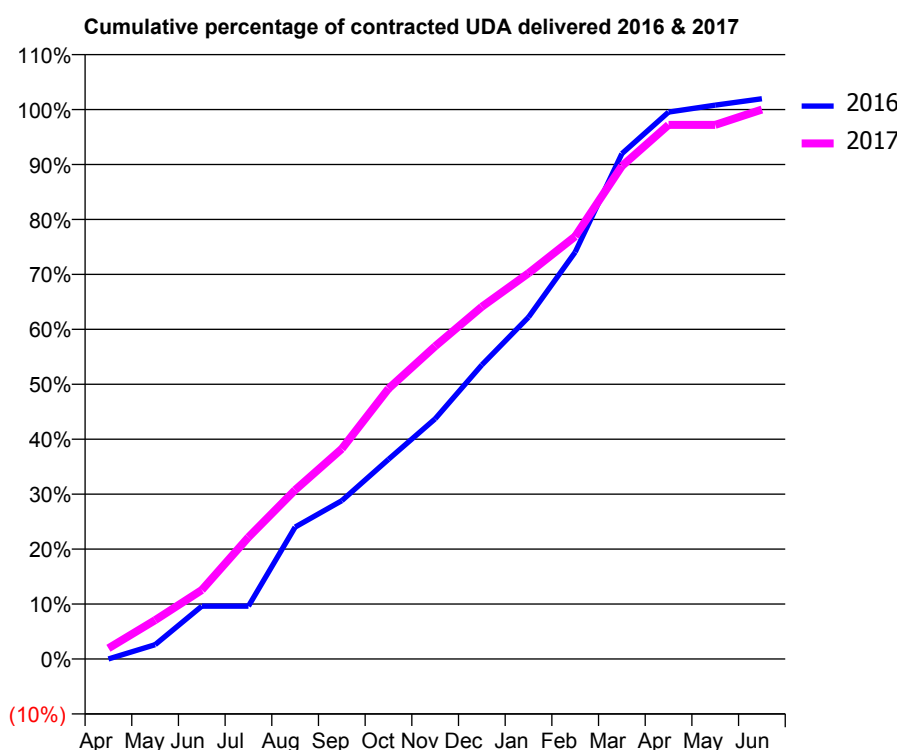
16/17 Contracted general activity (UDA)	12,906
Carry forward general activity (UDA)	-252
16/17 Contracted orthodontic activity (UOA)	0
Carry forward orthodontic activity (UOA)	0
Baseline contract value	£327,623.49

ACCESS*

Patients seen in 24 months	Total	Change since previous quarter
Quarter ending March 2016	3,748	
Quarter ending June 2016	3,720	→
Quarter ending September 2016	3,816	↑
Quarter ending December 2016	3,882	→
Quarter ending March 2017	3,919	→
Variance since March 2016	4.6%	↑



ACTIVITY



Month	Adjusted Scheduled Activity (UDA)	
	2016	2017
April	0	252
May	337	912
June	1,243	1,620
July	1,243	2,862
August	3,099	3,968
September	3,720	4,938
October	4,690	6,349
November	5,642	7,346
December	6,908	8,273
January	8,029	9,061
February	9,557	9,927
March	11,868	11,578
April	12,846	12,545
May	13,008	12,545
June	13,158	12,905

QUALITY

	Quantity	Base Number	Contract	AT	Region	England
% of FP17s for the same patient ID Re-attending within 3 months - Children	45	1,113	4.0%	9.8%	11.9%	12.3%
% of FP17s for the same patient ID Re-attending within 3 months - Adults	510	3,959	12.9%	15.9%	16.6%	16.7%
% of FP17s for the same patient ID Re-attending between 3 & 9 months - Children	624	1,113	56.1%	59.0%	60.2%	57.6%
% of FP17s for the same patient ID Re-attending between 3 & 9 months - Adults	1,841	3,959	46.5%	50.5%	51.5%	50.1%
% of FP17s for Band 1 Urgent Courses	413	5,098	8.1%	9.5%	9.5%	9.1%
% of FP17s Relating to Free Repair or Replacements	10	5,098	0.2%	0.6%	0.7%	0.8%
% of FP17s Relating to Continuations	106	5,098	2.1%	1.1%	1.2%	1.2%
% of Patients satisfied with the dentistry they have received	4	4	N/A	92.4%	93.1%	92.8%
% of Patients satisfied with the time they had to wait for an appointment	3	4	N/A	89.1%	88.8%	88.7%

* This is based on patients treated on this contract for their most recent course of treatment. Figures in italics indicate the base number of FP17s or Patient Questionnaire responses are less than 100. N/A is shown where the base number of responses is less than 10 during the period. % is calculated as Quantity/Base number*100

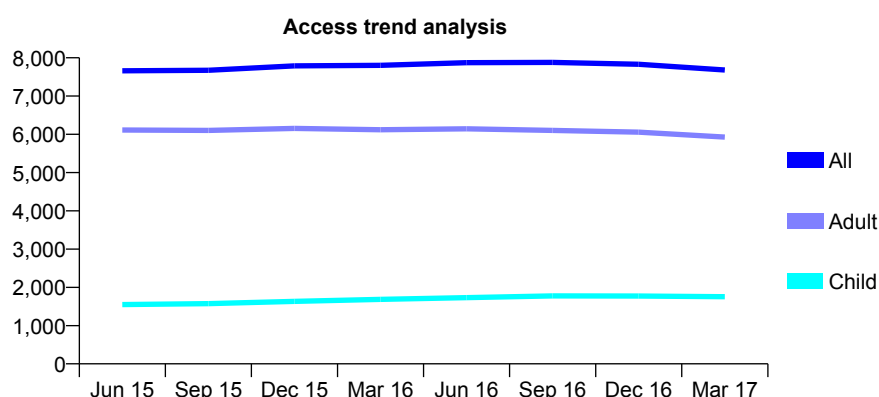
Q68 - Vital Signs At a Glance Contract Report for 346098/0001 - Year end March 2017

Name or company name	MISS A ALAVI
Contract type name	GDS Contract
Purpose of contract	General
Contract start date	01/04/2006
Contract end date	

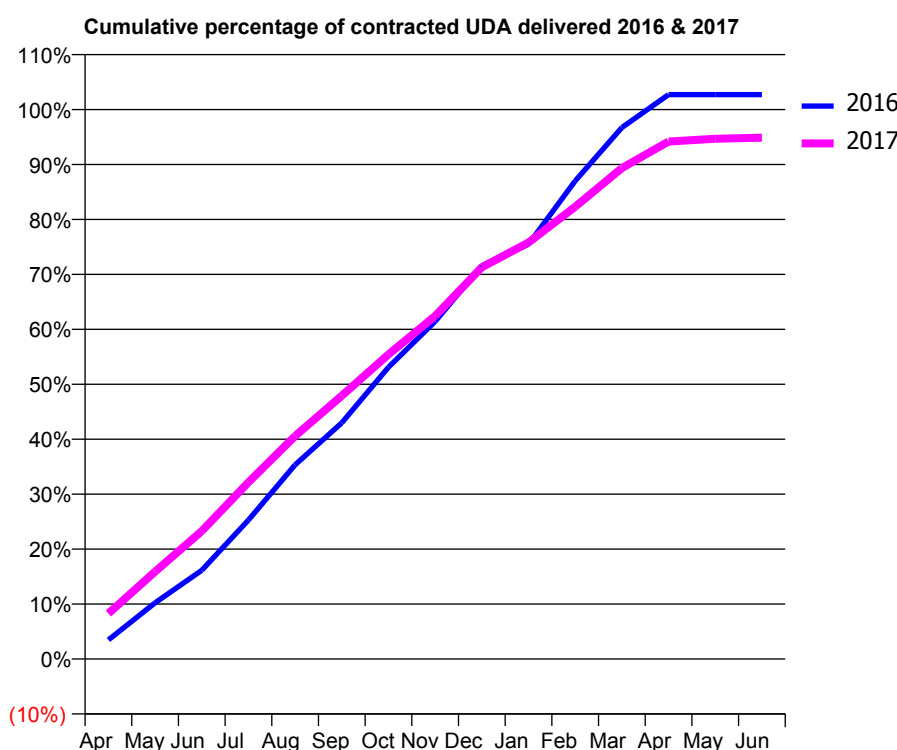
16/17 Contracted general activity (UDA)	24,013
Carry forward general activity (UDA)	-480
16/17 Contracted orthodontic activity (UOA)	0
Carry forward orthodontic activity (UOA)	0
Baseline contract value	£624,143.61

ACCESS*

Patients seen in 24 months	Total	Change since previous quarter
Quarter ending March 2016	7,802	
Quarter ending June 2016	7,874	→
Quarter ending September 2016	7,878	→
Quarter ending December 2016	7,830	→
Quarter ending March 2017	7,682	↓
Variance since March 2016	(1.5%)	↓



ACTIVITY



Adjusted Scheduled Activity (UDA)		
Month	2016	2017
April	839	1,988
May	2,456	3,821
June	3,879	5,593
July	6,074	7,722
August	8,485	9,745
September	10,322	11,506
October	12,751	13,311
November	14,750	14,992
December	17,185	17,118
January	18,125	18,199
February	20,895	19,766
March	23,227	21,454
April	24,661	22,610
May	24,661	22,738
June	24,661	22,782

QUALITY

	Quantity	Base Number	Contract	AT	Region	England
% of FP17s for the same patient ID Re-attending within 3 months - Children	156	2,445	6.4%	9.8%	11.9%	12.3%
% of FP17s for the same patient ID Re-attending within 3 months - Adults	1,194	8,554	14.0%	15.9%	16.6%	16.7%
% of FP17s for the same patient ID Re-attending between 3 & 9 months - Children	1,505	2,445	61.6%	59.0%	60.2%	57.6%
% of FP17s for the same patient ID Re-attending between 3 & 9 months - Adults	5,106	8,554	59.7%	50.5%	51.5%	50.1%
% of FP17s for Band 1 Urgent Courses	609	11,046	5.5%	9.5%	9.5%	9.1%
% of FP17s Relating to Free Repair or Replacements	107	11,046	1.0%	0.6%	0.7%	0.8%
% of FP17s Relating to Continuations	234	11,046	2.1%	1.1%	1.2%	1.2%
% of Patients satisfied with the dentistry they have received	16	16	100.0%	92.4%	93.1%	92.8%
% of Patients satisfied with the time they had to wait for an appointment	14	16	87.5%	89.1%	88.8%	88.7%

* This is based on patients treated on this contract for their most recent course of treatment. Figures in italics indicate the base number of FP17s or Patient Questionnaire responses are less than 100. N/A is shown where the base number of responses is less than 10 during the period. % is calculated as Quantity/Base number*100

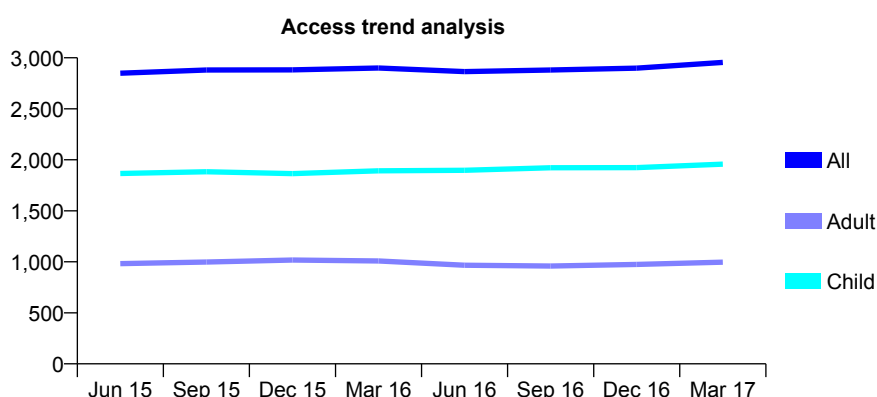
Q68 - Vital Signs At a Glance Contract Report for 355046/0001 - Year end March 2017

Name or company name	MR MA CROWLEY
Contract type name	GDS Contract
Purpose of contract	General
Contract start date	01/04/2006
Contract end date	

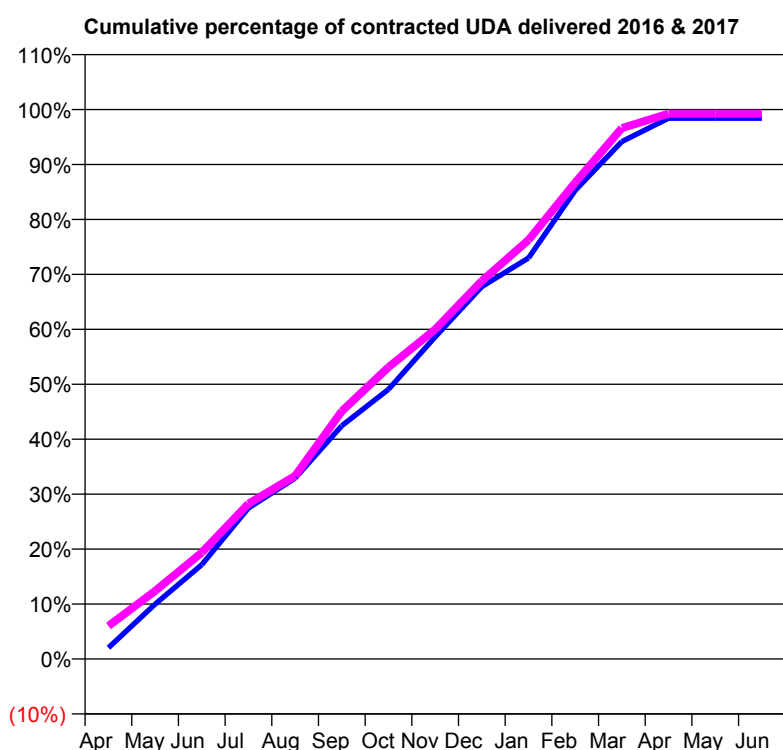
16/17 Contracted general activity (UDA)	7,028
Carry forward general activity (UDA)	0
16/17 Contracted orthodontic activity (UOA)	0
Carry forward orthodontic activity (UOA)	0
Baseline contract value	£175,311.88

ACCESS*

Patients seen in 24 months	Total	Change since previous quarter
Quarter ending March 2016	2,900	
Quarter ending June 2016	2,865	↓
Quarter ending September 2016	2,881	→
Quarter ending December 2016	2,899	→
Quarter ending March 2017	2,955	→
Variance since March 2016	1.9%	→



ACTIVITY



Adjusted Scheduled Activity (UDA)		
Month	2016	2017
April	144	422
May	703	871
June	1,207	1,361
July	1,931	1,985
August	2,313	2,342
September	2,984	3,170
October	3,449	3,732
November	4,120	4,215
December	4,762	4,836
January	5,129	5,359
February	5,994	6,092
March	6,618	6,790
April	6,916	6,974
May	6,916	6,974
June	6,916	6,974

QUALITY

	Quantity	Base Number	Contract	AT	Region	England
% of FP17s for the same patient ID Re-attending within 3 months - Children	174	2,928	5.9%	9.8%	11.9%	12.3%
% of FP17s for the same patient ID Re-attending within 3 months - Adults	193	1,100	17.5%	15.9%	16.6%	16.7%
% of FP17s for the same patient ID Re-attending between 3 & 9 months - Children	1,749	2,928	59.7%	59.0%	60.2%	57.6%
% of FP17s for the same patient ID Re-attending between 3 & 9 months - Adults	507	1,100	46.1%	50.5%	51.5%	50.1%
% of FP17s for Band 1 Urgent Courses	186	3,985	4.7%	9.5%	9.5%	9.1%
% of FP17s Relating to Free Repair or Replacements	1	3,985	0.0%	0.6%	0.7%	0.8%
% of FP17s Relating to Continuations	5	3,985	0.1%	1.1%	1.2%	1.2%
% of Patients satisfied with the dentistry they have received	2	2	N/A	92.4%	93.1%	92.8%
% of Patients satisfied with the time they had to wait for an appointment	2	2	N/A	89.1%	88.8%	88.7%

* This is based on patients treated on this contract for their most recent course of treatment. Figures in italics indicate the base number of FP17s or Patient Questionnaire responses are less than 100. N/A is shown where the base number of responses is less than 10 during the period. % is calculated as Quantity/Base number*100

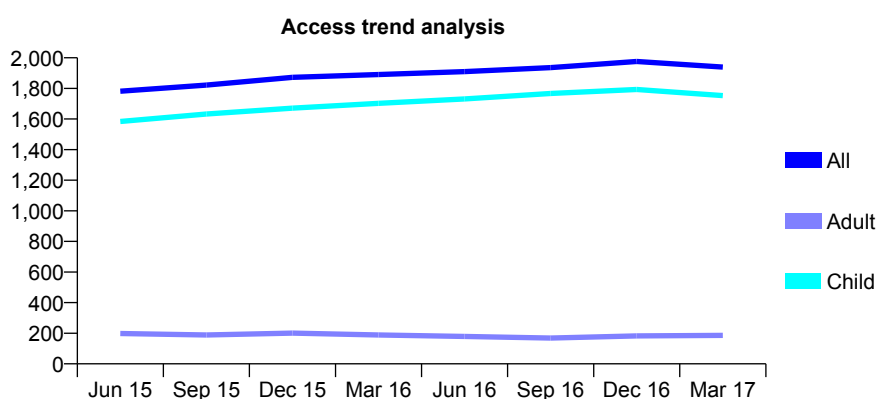
Q68 - Vital Signs At a Glance Contract Report for 355410/0001 - Year end March 2017

Name or company name	MR C AMIN
Contract type name	GDS Contract
Purpose of contract	General
Contract start date	01/04/2012
Contract end date	

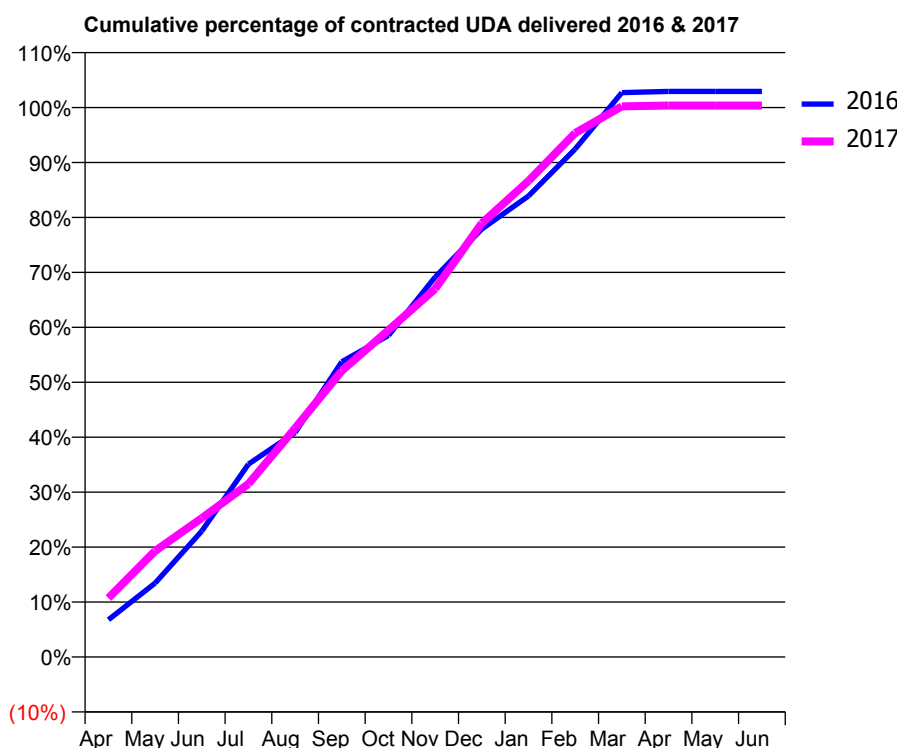
16/17 Contracted general activity (UDA)	3,800
Carry forward general activity (UDA)	-76
16/17 Contracted orthodontic activity (UOA)	0
Carry forward orthodontic activity (UOA)	0
Baseline contract value	£100,042.20

ACCESS*

Patients seen in 24 months	Total	Change since previous quarter
Quarter ending March 2016	1,891	
Quarter ending June 2016	1,910	→
Quarter ending September 2016	1,936	→
Quarter ending December 2016	1,976	↑
Quarter ending March 2017	1,939	↓
Variance since March 2016	2.5%	↑



ACTIVITY



Adjusted Scheduled Activity (UDA)		
Month	2016	2017
April	257	408
May	511	733
June	871	960
July	1,334	1,197
August	1,553	1,583
September	2,042	1,979
October	2,224	2,260
November	2,628	2,546
December	2,960	3,001
January	3,188	3,293
February	3,513	3,623
March	3,903	3,808
April	3,911	3,813
May	3,911	3,813
June	3,911	3,813

QUALITY

	Quantity	Base Number	Contract	AT	Region	England
% of FP17s for the same patient ID Re-attending within 3 months - Children	148	2,484	6.0%	9.8%	11.9%	12.3%
% of FP17s for the same patient ID Re-attending within 3 months - Adults	7	79	8.9%	15.9%	16.6%	16.7%
% of FP17s for the same patient ID Re-attending between 3 & 9 months - Children	1,521	2,484	61.2%	59.0%	60.2%	57.6%
% of FP17s for the same patient ID Re-attending between 3 & 9 months - Adults	55	79	69.6%	50.5%	51.5%	50.1%
% of FP17s for Band 1 Urgent Courses	97	2,559	3.8%	9.5%	9.5%	9.1%
% of FP17s Relating to Free Repair or Replacements	4	2,559	0.2%	0.6%	0.7%	0.8%
% of FP17s Relating to Continuations	15	2,559	0.6%	1.1%	1.2%	1.2%
% of Patients satisfied with the dentistry they have received	1	1	N/A	92.4%	93.1%	92.8%
% of Patients satisfied with the time they had to wait for an appointment	1	1	N/A	89.1%	88.8%	88.7%

* This is based on patients treated on this contract for their most recent course of treatment. Figures in italics indicate the base number of FP17s or Patient Questionnaire responses are less than 100. N/A is shown where the base number of responses is less than 10 during the period. % is calculated as Quantity/Base number*100

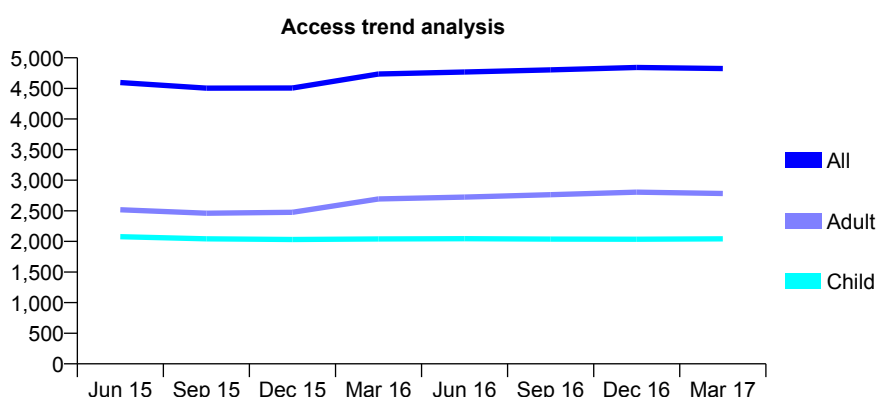
Q68 - Vital Signs At a Glance Contract Report for 355569/0003 - Year end March 2017

Name or company name	MISS S LALANI
Contract type name	GDS Contract
Purpose of contract	General
Contract start date	02/07/2012
Contract end date	

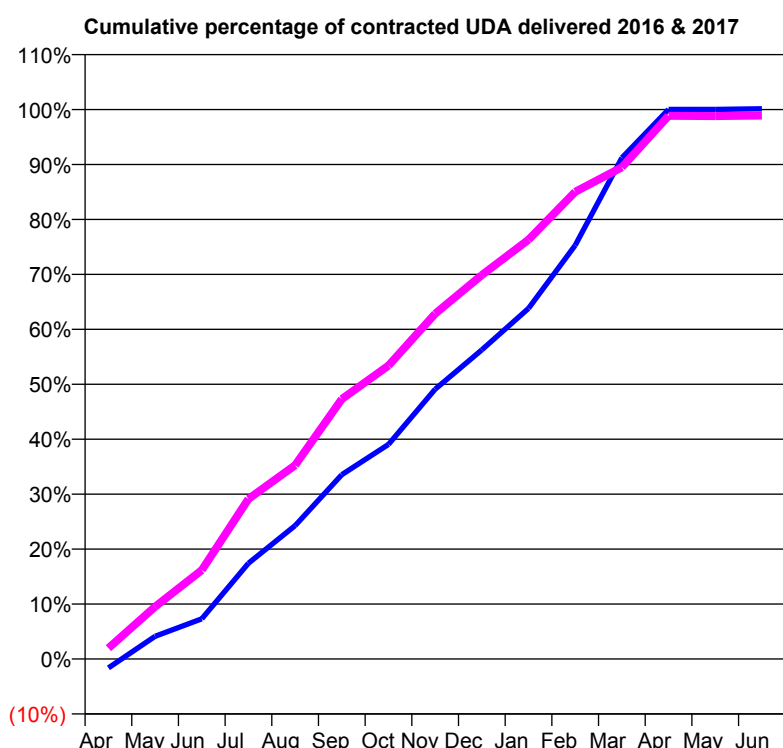
16/17 Contracted general activity (UDA)	11,500
Carry forward general activity (UDA)	-15
16/17 Contracted orthodontic activity (UOA)	0
Carry forward orthodontic activity (UOA)	0
Baseline contract value	£383,300.56

ACCESS*

Patients seen in 24 months	Total	Change since previous quarter
Quarter ending March 2016	4,735	
Quarter ending June 2016	4,768	→
Quarter ending September 2016	4,803	→
Quarter ending December 2016	4,841	→
Quarter ending March 2017	4,825	→
Variance since March 2016	1.9%	→



ACTIVITY



Adjusted Scheduled Activity (UDA)		
Month	2016	2017
April	-189	226
May	477	1,095
June	841	1,859
July	2,006	3,351
August	2,792	4,056
September	3,857	5,439
October	4,492	6,142
November	5,646	7,228
December	6,471	8,037
January	7,337	8,774
February	8,659	9,776
March	10,488	10,292
April	11,501	11,367
May	11,503	11,362
June	11,515	11,372

QUALITY

	Quantity	Base Number	Contract	AT	Region	England
% of FP17s for the same patient ID Re-attending within 3 months - Children	183	2,925	6.3%	9.8%	11.9%	12.3%
% of FP17s for the same patient ID Re-attending within 3 months - Adults	490	3,394	14.4%	15.9%	16.6%	16.7%
% of FP17s for the same patient ID Re-attending between 3 & 9 months - Children	1,790	2,925	61.2%	59.0%	60.2%	57.6%
% of FP17s for the same patient ID Re-attending between 3 & 9 months - Adults	1,783	3,394	52.5%	50.5%	51.5%	50.1%
% of FP17s for Band 1 Urgent Courses	522	6,585	7.9%	9.5%	9.5%	9.1%
% of FP17s Relating to Free Repair or Replacements	39	6,585	0.6%	0.6%	0.7%	0.8%
% of FP17s Relating to Continuations	9	6,585	0.1%	1.1%	1.2%	1.2%
% of Patients satisfied with the dentistry they have received	2	2	N/A	92.4%	93.1%	92.8%
% of Patients satisfied with the time they had to wait for an appointment	2	2	N/A	89.1%	88.8%	88.7%

* This is based on patients treated on this contract for their most recent course of treatment. Figures in italics indicate the base number of FP17s or Patient Questionnaire responses are less than 100. N/A is shown where the base number of responses is less than 10 during the period. % is calculated as Quantity/Base number*100

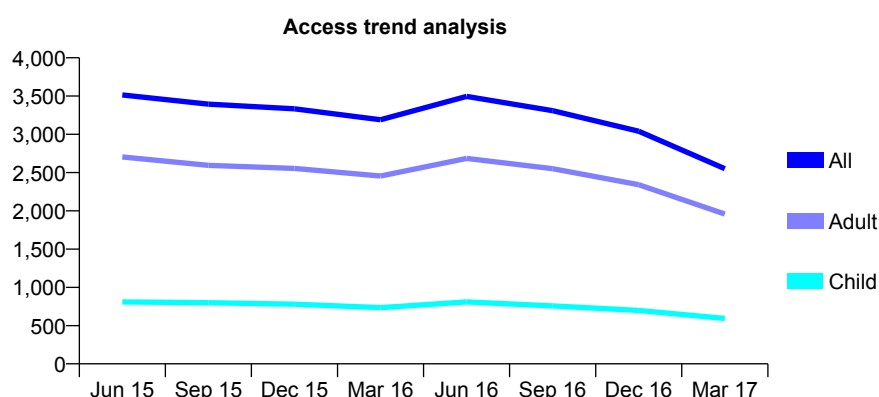
Q68 - Vital Signs At a Glance Contract Report for 359270/0022 - Year end March 2017

Name or company name	MR AF RAI
Contract type name	GDS Contract
Purpose of contract	General
Contract start date	01/02/2013
Contract end date	

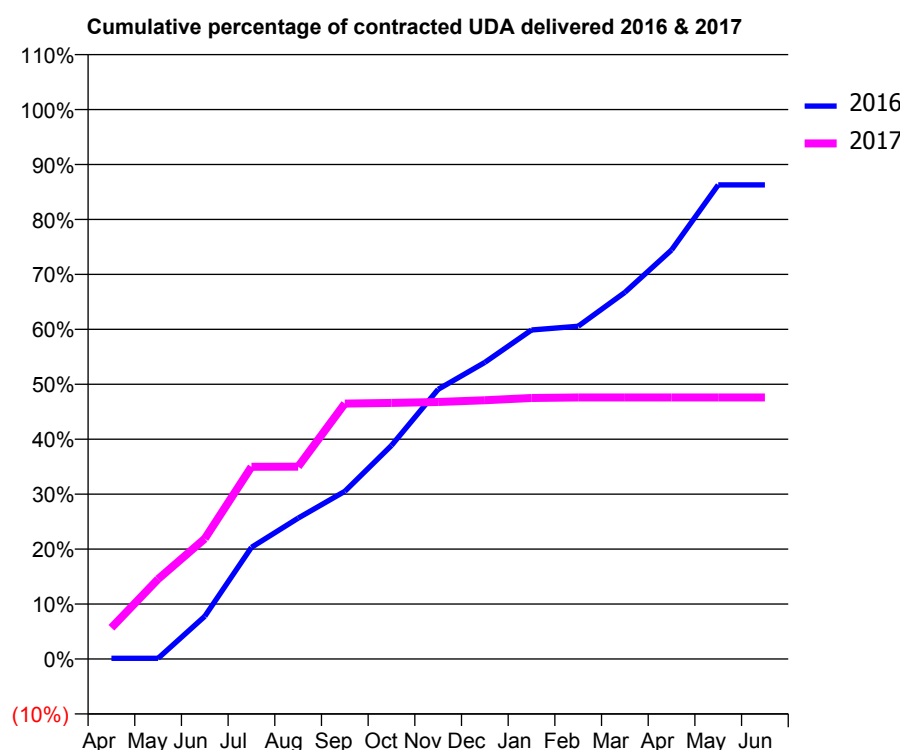
16/17 Contracted general activity (UDA)	6,000
Carry forward general activity (UDA)	0
16/17 Contracted orthodontic activity (UOA)	0
Carry forward orthodontic activity (UOA)	0
Baseline contract value	£151,541.86

ACCESS*

Patients seen in 24 months	Total	Change since previous quarter
Quarter ending March 2016	3,190	
Quarter ending June 2016	3,495	↑
Quarter ending September 2016	3,309	↓
Quarter ending December 2016	3,040	↓
Quarter ending March 2017	2,551	↓
Variance since March 2016	(20.0%)	↓



ACTIVITY



Adjusted Scheduled Activity (UDA)		
Month	2016	2017
April	12	341
May	12	873
June	677	1,313
July	1,771	2,099
August	2,233	2,100
September	2,658	2,789
October	3,386	2,796
November	4,274	2,807
December	4,701	2,826
January	5,215	2,850
February	5,275	2,856
March	5,811	2,856
April	6,483	2,856
May	7,515	2,856
June	7,515	2,856

QUALITY

	Quantity	Base Number	Contract	AT	Region	England
% of FP17s for the same patient ID Re-attending within 3 months - Children	23	498	4.6%	9.8%	11.9%	12.3%
% of FP17s for the same patient ID Re-attending within 3 months - Adults	147	1,573	9.3%	15.9%	16.6%	16.7%
% of FP17s for the same patient ID Re-attending between 3 & 9 months - Children	276	498	55.4%	59.0%	60.2%	57.6%
% of FP17s for the same patient ID Re-attending between 3 & 9 months - Adults	607	1,573	38.6%	50.5%	51.5%	50.1%
% of FP17s for Band 1 Urgent Courses	163	1,192	13.7%	9.5%	9.5%	9.1%
% of FP17s Relating to Free Repair or Replacements	2	1,192	0.2%	0.6%	0.7%	0.8%
% of FP17s Relating to Continuations	21	1,192	1.8%	1.1%	1.2%	1.2%
% of Patients satisfied with the dentistry they have received	4	5	N/A	92.4%	93.1%	92.8%
% of Patients satisfied with the time they had to wait for an appointment	4	5	N/A	89.1%	88.8%	88.7%

* This is based on patients treated on this contract for their most recent course of treatment. Figures in italics indicate the base number of FP17s or Patient Questionnaire responses are less than 100. N/A is shown where the base number of responses is less than 10 during the period. % is calculated as Quantity/Base number*100

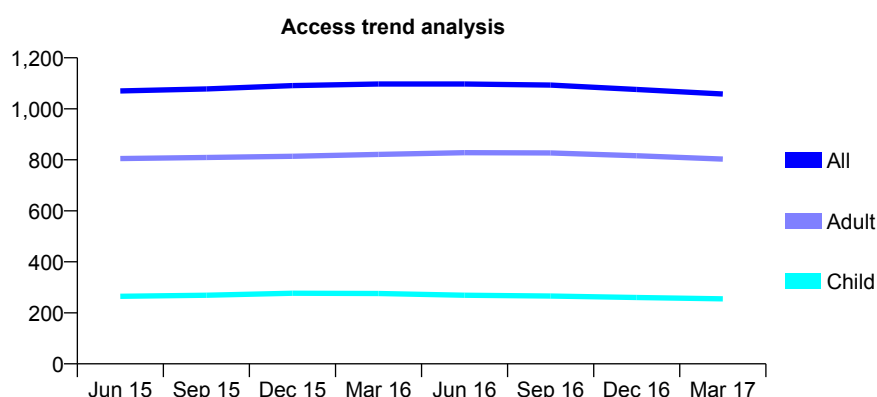
Q68 - Vital Signs At a Glance Contract Report for 359408/0001 - Year end March 2017

Name or company name	MR KP PATEL
Contract type name	GDS Contract
Purpose of contract	General
Contract start date	01/04/2006
Contract end date	

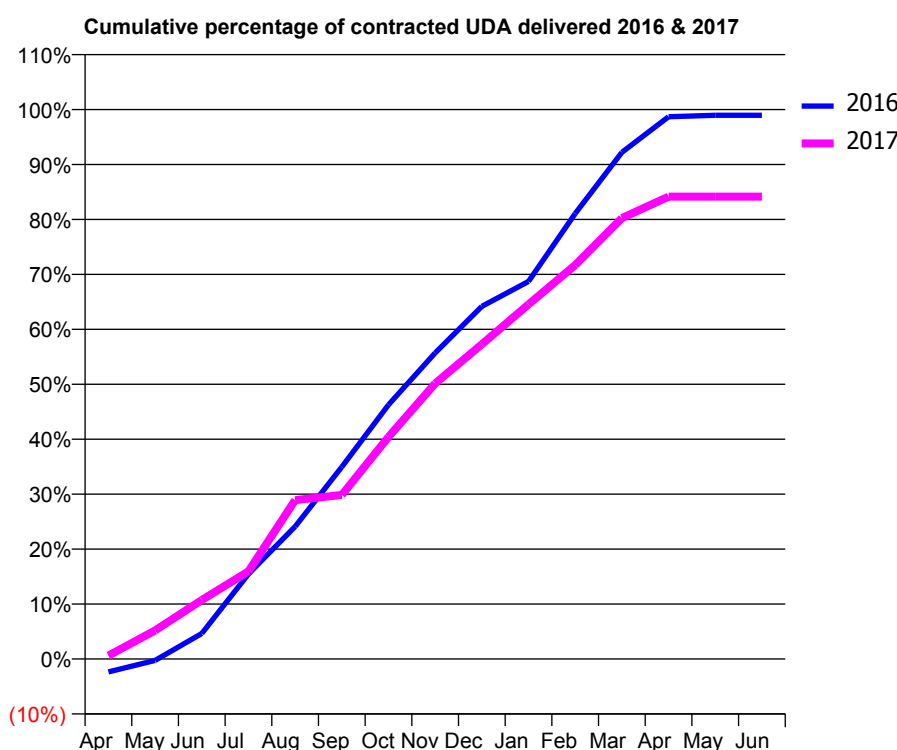
16/17 Contracted general activity (UDA)	4,579
Carry forward general activity (UDA)	48
16/17 Contracted orthodontic activity (UOA)	0
Carry forward orthodontic activity (UOA)	0
Baseline contract value	£115,552.12

ACCESS*

Patients seen in 24 months	Total	Change since previous quarter
Quarter ending March 2016	1,097	
Quarter ending June 2016	1,097	→
Quarter ending September 2016	1,093	→
Quarter ending December 2016	1,076	↓
Quarter ending March 2017	1,058	↓
Variance since March 2016	(3.6%)	↓



ACTIVITY



Adjusted Scheduled Activity (UDA)		
Month	2016	2017
April	-108	28
May	-13	238
June	213	492
July	708	731
August	1,104	1,324
September	1,600	1,368
October	2,119	1,851
November	2,550	2,296
December	2,939	2,622
January	3,147	2,955
February	3,711	3,283
March	4,222	3,675
April	4,519	3,853
May	4,531	3,853
June	4,531	3,853

QUALITY

	Quantity	Base Number	Contract	AT	Region	England
% of FP17s for the same patient ID Re-attending within 3 months - Children	33	449	7.3%	9.8%	11.9%	12.3%
% of FP17s for the same patient ID Re-attending within 3 months - Adults	266	1,520	17.5%	15.9%	16.6%	16.7%
% of FP17s for the same patient ID Re-attending between 3 & 9 months - Children	316	449	70.4%	59.0%	60.2%	57.6%
% of FP17s for the same patient ID Re-attending between 3 & 9 months - Adults	1,078	1,520	70.9%	50.5%	51.5%	50.1%
% of FP17s for Band 1 Urgent Courses	145	1,924	7.5%	9.5%	9.5%	9.1%
% of FP17s Relating to Free Repair or Replacements	20	1,924	1.0%	0.6%	0.7%	0.8%
% of FP17s Relating to Continuations	31	1,924	1.6%	1.1%	1.2%	1.2%
% of Patients satisfied with the dentistry they have received	4	4	N/A	92.4%	93.1%	92.8%
% of Patients satisfied with the time they had to wait for an appointment	3	4	N/A	89.1%	88.8%	88.7%

* This is based on patients treated on this contract for their most recent course of treatment. Figures in italics indicate the base number of FP17s or Patient Questionnaire responses are less than 100. N/A is shown where the base number of responses is less than 10 during the period. % is calculated as Quantity/Base number*100

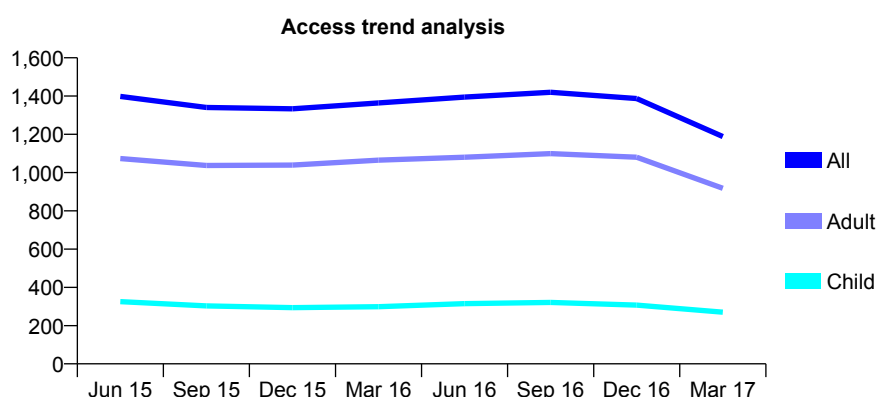
Q68 - Vital Signs At a Glance Contract Report for 360724/0002 - Year end March 2017

Name or company name	MR JC BARRETO RUBIO
Contract type name	GDS Contract
Purpose of contract	General
Contract start date	01/02/2008
Contract end date	27/01/2017

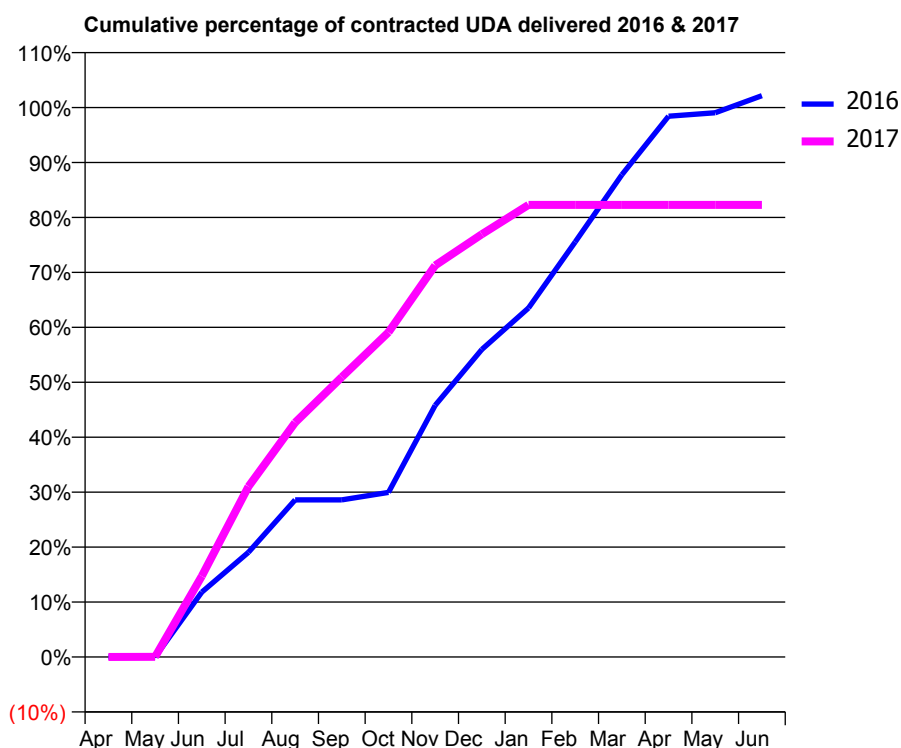
16/17 Contracted general activity (UDA)	4,113
Carry forward general activity (UDA)	0
16/17 Contracted orthodontic activity (UOA)	0
Carry forward orthodontic activity (UOA)	0
Baseline contract value	£87,687.38

ACCESS*

Patients seen in 24 months	Total	Change since previous quarter
Quarter ending March 2016	1,364	
Quarter ending June 2016	1,395	↑
Quarter ending September 2016	1,420	→
Quarter ending December 2016	1,387	↓
Quarter ending March 2017	1,188	↓
Variance since March 2016	(12.9%)	↓



ACTIVITY



Adjusted Scheduled Activity (UDA)		
Month	2016	2017
April	0	0
May	0	1
June	544	606
July	877	1,276
August	1,315	1,755
September	1,315	2,096
October	1,378	2,431
November	2,107	2,931
December	2,575	3,165
January	2,922	3,384
February	3,475	3,384
March	4,037	3,384
April	4,527	3,384
May	4,556	3,384
June	4,699	3,384

QUALITY

	Quantity	Base Number	Contract	AT	Region	England
% of FP17s for the same patient ID Re-attending within 3 months - Children	26	334	7.8%	9.8%	11.9%	12.3%
% of FP17s for the same patient ID Re-attending within 3 months - Adults	206	1,186	17.4%	15.9%	16.6%	16.7%
% of FP17s for the same patient ID Re-attending between 3 & 9 months - Children	170	334	50.9%	59.0%	60.2%	57.6%
% of FP17s for the same patient ID Re-attending between 3 & 9 months - Adults	624	1,186	52.6%	50.5%	51.5%	50.1%
% of FP17s for Band 1 Urgent Courses	103	1,297	7.9%	9.5%	9.5%	9.1%
% of FP17s Relating to Free Repair or Replacements	8	1,297	0.6%	0.6%	0.7%	0.8%
% of FP17s Relating to Continuations	24	1,297	1.9%	1.1%	1.2%	1.2%
% of Patients satisfied with the dentistry they have received	2	2	N/A	92.4%	93.1%	92.8%
% of Patients satisfied with the time they had to wait for an appointment	2	2	N/A	89.1%	88.8%	88.7%

* This is based on patients treated on this contract for their most recent course of treatment. Figures in italics indicate the base number of FP17s or Patient Questionnaire responses are less than 100. N/A is shown where the base number of responses is less than 10 during the period. % is calculated as Quantity/Base number*100

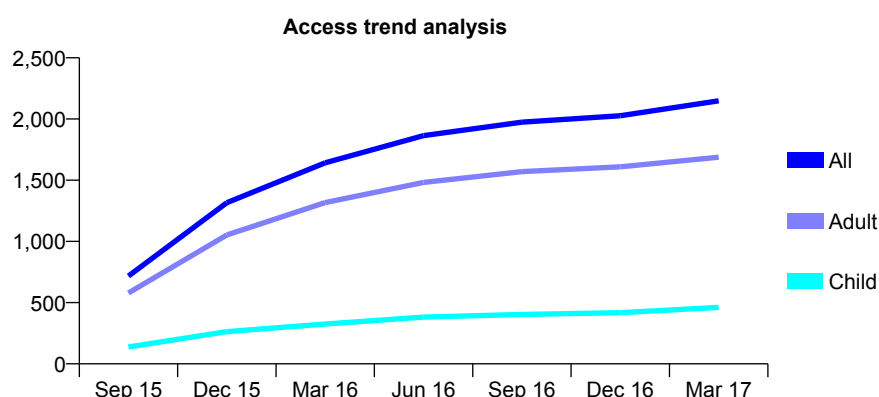
Q68 - Vital Signs At a Glance Contract Report for 363863/0001 - Year end March 2017

Name or company name	MR G BILLIS
Contract type name	GDS Contract
Purpose of contract	General
Contract start date	01/07/2015
Contract end date	

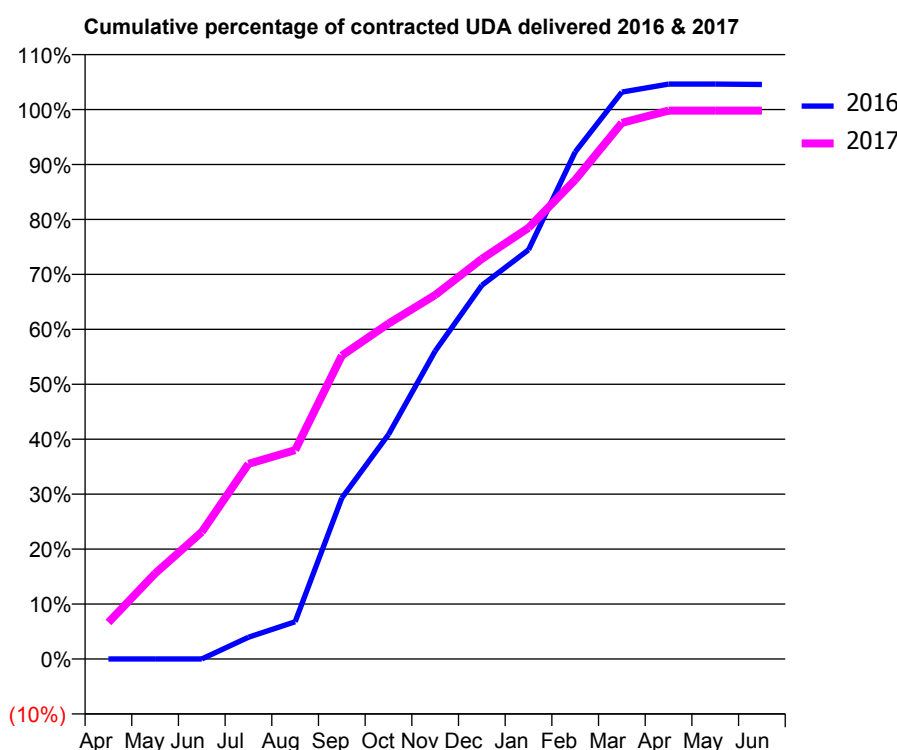
16/17 Contracted general activity (UDA)	6,000
Carry forward general activity (UDA)	-62
16/17 Contracted orthodontic activity (UOA)	0
Carry forward orthodontic activity (UOA)	0
Baseline contract value	£145,380.52

ACCESS*

Patients seen in 24 months	Total	Change since previous quarter
Quarter ending March 2016	1,642	
Quarter ending June 2016	1,864	↑
Quarter ending September 2016	1,974	↑
Quarter ending December 2016	2,027	↑
Quarter ending March 2017	2,149	↑
Variance since March 2016	30.9%	↑



ACTIVITY



Month	Adjusted Scheduled Activity (UDA)	
	2016	2017
April	0	400
May	0	934
June	0	1,387
July	178	2,131
August	303	2,281
September	1,311	3,314
October	1,828	3,662
November	2,508	3,974
December	3,043	4,369
January	3,332	4,708
February	4,128	5,232
March	4,616	5,854
April	4,681	5,987
May	4,681	5,987
June	4,678	5,987

QUALITY

	Quantity	Base Number	Contract	AT	Region	England
% of FP17s for the same patient ID Re-attending within 3 months - Children	38	652	5.8%	9.8%	11.9%	12.3%
% of FP17s for the same patient ID Re-attending within 3 months - Adults	252	2,247	11.2%	15.9%	16.6%	16.7%
% of FP17s for the same patient ID Re-attending between 3 & 9 months - Children	358	652	54.9%	59.0%	60.2%	57.6%
% of FP17s for the same patient ID Re-attending between 3 & 9 months - Adults	1,240	2,247	55.2%	50.5%	51.5%	50.1%
% of FP17s for Band 1 Urgent Courses	242	2,908	8.3%	9.5%	9.5%	9.1%
% of FP17s Relating to Free Repair or Replacements	15	2,908	0.5%	0.6%	0.7%	0.8%
% of FP17s Relating to Continuations	27	2,908	0.9%	1.1%	1.2%	1.2%
% of Patients satisfied with the dentistry they have received	15	15	100.0%	92.4%	93.1%	92.8%
% of Patients satisfied with the time they had to wait for an appointment	14	15	93.3%	89.1%	88.8%	88.7%

* This is based on patients treated on this contract for their most recent course of treatment. Figures in italics indicate the base number of FP17s or Patient Questionnaire responses are less than 100. N/A is shown where the base number of responses is less than 10 during the period. % is calculated as Quantity/Base number*100

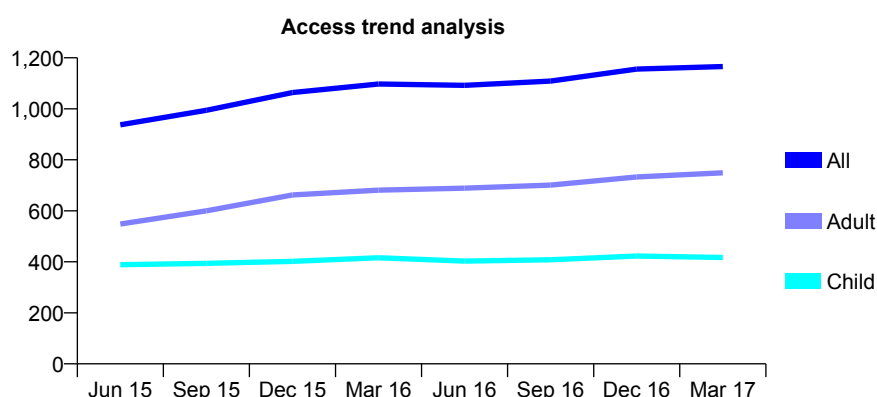
Q68 - Vital Signs At a Glance Contract Report for 368156/0001 - Year end March 2017

Name or company name	MRS N SRINIVASAN
Contract type name	GDS Contract
Purpose of contract	General
Contract start date	01/07/2011
Contract end date	

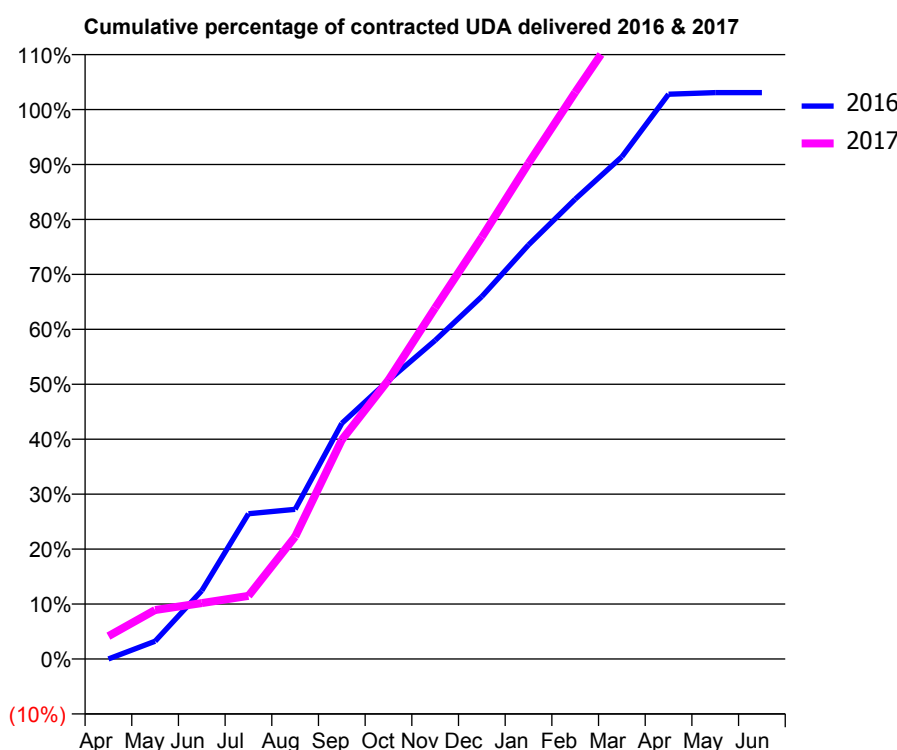
16/17 Contracted general activity (UDA)	2,265
Carry forward general activity (UDA)	-45
16/17 Contracted orthodontic activity (UOA)	0
Carry forward orthodontic activity (UOA)	0
Baseline contract value	£55,800.60

ACCESS*

Patients seen in 24 months	Total	Change since previous quarter
Quarter ending March 2016	1,097	
Quarter ending June 2016	1,092	→
Quarter ending September 2016	1,109	→
Quarter ending December 2016	1,156	↑
Quarter ending March 2017	1,166	→
Variance since March 2016	6.3%	↑



ACTIVITY



Adjusted Scheduled Activity (UDA)		
Month	2016	2017
April	0	94
May	73	202
June	282	230
July	599	260
August	617	504
September	971	903
October	1,148	1,150
November	1,313	1,448
December	1,494	1,739
January	1,707	2,043
February	1,896	2,336
March	2,070	2,618
April	2,328	2,649
May	2,335	2,653
June	2,335	2,654

QUALITY

	Quantity	Base Number	Contract	AT	Region	England
% of FP17s for the same patient ID Re-attending within 3 months - Children	38	642	5.9%	9.8%	11.9%	12.3%
% of FP17s for the same patient ID Re-attending within 3 months - Adults	127	1,067	11.9%	15.9%	16.6%	16.7%
% of FP17s for the same patient ID Re-attending between 3 & 9 months - Children	416	642	64.8%	59.0%	60.2%	57.6%
% of FP17s for the same patient ID Re-attending between 3 & 9 months - Adults	645	1,067	60.4%	50.5%	51.5%	50.1%
% of FP17s for Band 1 Urgent Courses	87	1,522	5.7%	9.5%	9.5%	9.1%
% of FP17s Relating to Free Repair or Replacements	1	1,522	0.1%	0.6%	0.7%	0.8%
% of FP17s Relating to Continuations	1	1,522	0.1%	1.1%	1.2%	1.2%
% of Patients satisfied with the dentistry they have received	2	3	N/A	92.4%	93.1%	92.8%
% of Patients satisfied with the time they had to wait for an appointment	2	3	N/A	89.1%	88.8%	88.7%

* This is based on patients treated on this contract for their most recent course of treatment. Figures in italics indicate the base number of FP17s or Patient Questionnaire responses are less than 100. N/A is shown where the base number of responses is less than 10 during the period. % is calculated as Quantity/Base number*100

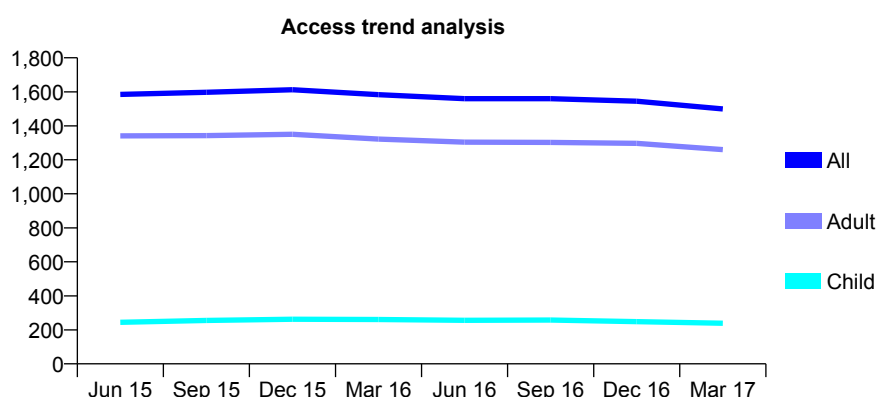
Q68 - Vital Signs At a Glance Contract Report for 389382/0002 - Year end March 2017

Name or company name	MR MB FAHAMI
Contract type name	GDS Contract
Purpose of contract	General
Contract start date	05/07/2006
Contract end date	

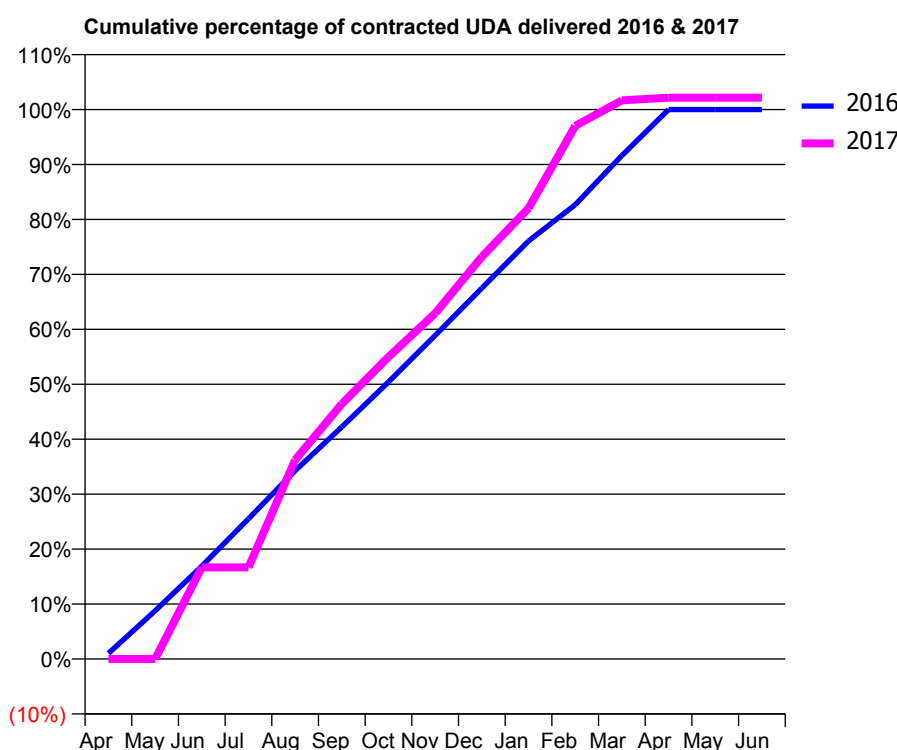
16/17 Contracted general activity (UDA)	4,100
Carry forward general activity (UDA)	0
16/17 Contracted orthodontic activity (UOA)	0
Carry forward orthodontic activity (UOA)	0
Baseline contract value	£141,021.39

ACCESS*

Patients seen in 24 months	Total	Change since previous quarter
Quarter ending March 2016	1,583	
Quarter ending June 2016	1,560	↓
Quarter ending September 2016	1,560	→
Quarter ending December 2016	1,545	→
Quarter ending March 2017	1,499	↓
Variance since March 2016	(5.3%)	↓



ACTIVITY



Adjusted Scheduled Activity (UDA)		
Month	2016	2017
April	42	0
May	360	0
June	693	684
July	1,046	684
August	1,405	1,486
September	1,732	1,904
October	2,067	2,254
November	2,414	2,579
December	2,767	3,001
January	3,119	3,363
February	3,389	3,977
March	3,756	4,168
April	4,100	4,188
May	4,100	4,188
June	4,100	4,188

QUALITY

	Quantity	Base Number	Contract	AT	Region	England
% of FP17s for the same patient ID Re-attending within 3 months - Children	8	246	3.3%	9.8%	11.9%	12.3%
% of FP17s for the same patient ID Re-attending within 3 months - Adults	212	1,443	14.7%	15.9%	16.6%	16.7%
% of FP17s for the same patient ID Re-attending between 3 & 9 months - Children	82	246	33.3%	59.0%	60.2%	57.6%
% of FP17s for the same patient ID Re-attending between 3 & 9 months - Adults	446	1,443	30.9%	50.5%	51.5%	50.1%
% of FP17s for Band 1 Urgent Courses	227	1,562	14.5%	9.5%	9.5%	9.1%
% of FP17s Relating to Free Repair or Replacements	1	1,562	0.1%	0.6%	0.7%	0.8%
% of FP17s Relating to Continuations	1	1,562	0.1%	1.1%	1.2%	1.2%
% of Patients satisfied with the dentistry they have received	4	4	N/A	92.4%	93.1%	92.8%
% of Patients satisfied with the time they had to wait for an appointment	4	4	N/A	89.1%	88.8%	88.7%

* This is based on patients treated on this contract for their most recent course of treatment. Figures in italics indicate the base number of FP17s or Patient Questionnaire responses are less than 100. N/A is shown where the base number of responses is less than 10 during the period. % is calculated as Quantity/Base number*100

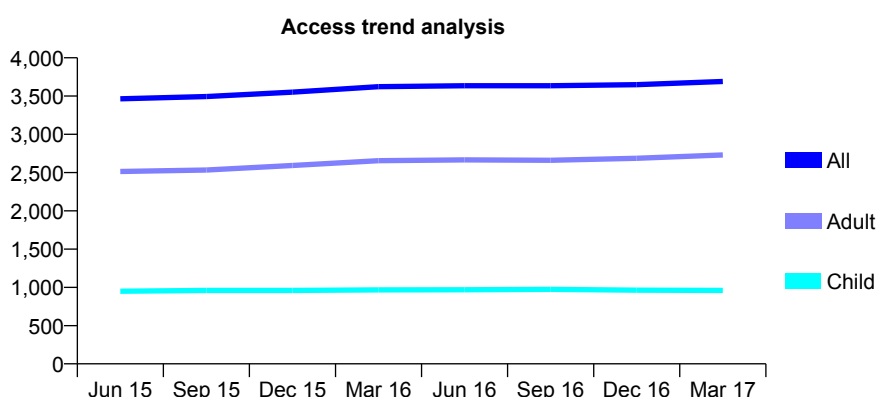
Q68 - Vital Signs At a Glance Contract Report for 396710/0001 - Year end March 2017

Name or company name	Old Mill Dental Surgery
Contract type name	GDS Contract
Purpose of contract	General
Contract start date	01/04/2006
Contract end date	

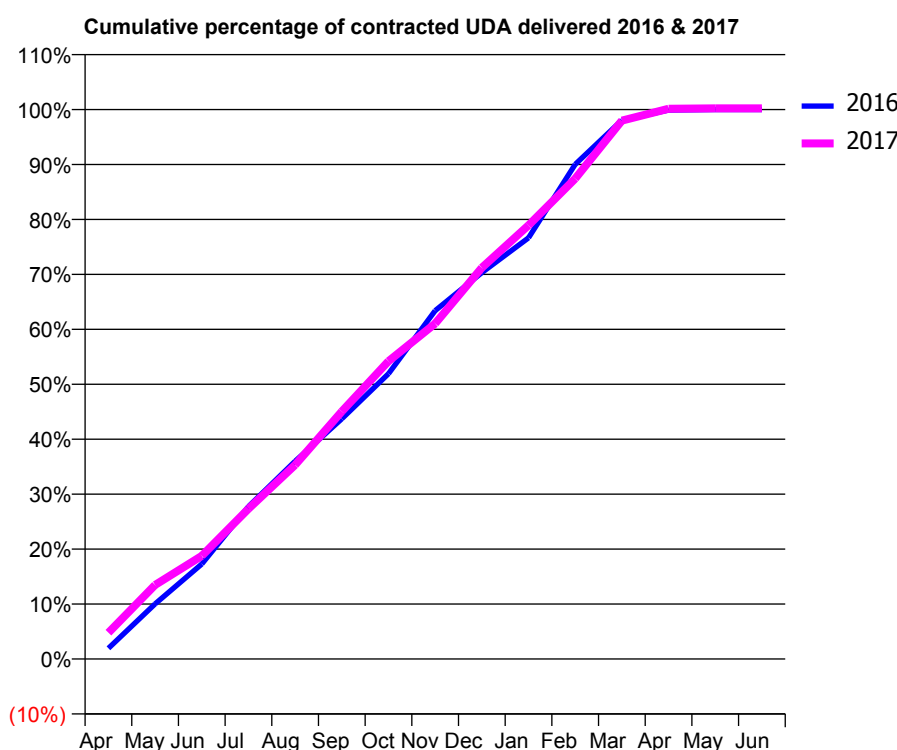
16/17 Contracted general activity (UDA)	8,029
Carry forward general activity (UDA)	2
16/17 Contracted orthodontic activity (UOA)	0
Carry forward orthodontic activity (UOA)	0
Baseline contract value	£167,422.35

ACCESS*

Patients seen in 24 months	Total	Change since previous quarter
Quarter ending March 2016	3,623	
Quarter ending June 2016	3,635	→
Quarter ending September 2016	3,634	→
Quarter ending December 2016	3,649	→
Quarter ending March 2017	3,691	→
Variance since March 2016	1.9%	→



ACTIVITY



Adjusted Scheduled Activity (UDA)		
Month	2016	2017
April	157	385
May	806	1,082
June	1,388	1,507
July	2,228	2,194
August	2,891	2,836
September	3,511	3,617
October	4,168	4,352
November	5,091	4,902
December	5,645	5,718
January	6,154	6,338
February	7,227	7,020
March	7,872	7,866
April	8,020	8,039
May	8,027	8,047
June	8,027	8,047

QUALITY

	Quantity	Base Number	Contract	AT	Region	England
% of FP17s for the same patient ID Re-attending within 3 months - Children	220	1,543	14.3%	9.8%	11.9%	12.3%
% of FP17s for the same patient ID Re-attending within 3 months - Adults	311	3,123	10.0%	15.9%	16.6%	16.7%
% of FP17s for the same patient ID Re-attending between 3 & 9 months - Children	817	1,543	52.9%	59.0%	60.2%	57.6%
% of FP17s for the same patient ID Re-attending between 3 & 9 months - Adults	1,259	3,123	40.3%	50.5%	51.5%	50.1%
% of FP17s for Band 1 Urgent Courses	213	4,699	4.5%	9.5%	9.5%	9.1%
% of FP17s Relating to Free Repair or Replacements	29	4,699	0.6%	0.6%	0.7%	0.8%
% of FP17s Relating to Continuations	37	4,699	0.8%	1.1%	1.2%	1.2%
% of Patients satisfied with the dentistry they have received	7	7	N/A	92.4%	93.1%	92.8%
% of Patients satisfied with the time they had to wait for an appointment	7	7	N/A	89.1%	88.8%	88.7%

* This is based on patients treated on this contract for their most recent course of treatment. Figures in italics indicate the base number of FP17s or Patient Questionnaire responses are less than 100. N/A is shown where the base number of responses is less than 10 during the period. % is calculated as Quantity/Base number*100

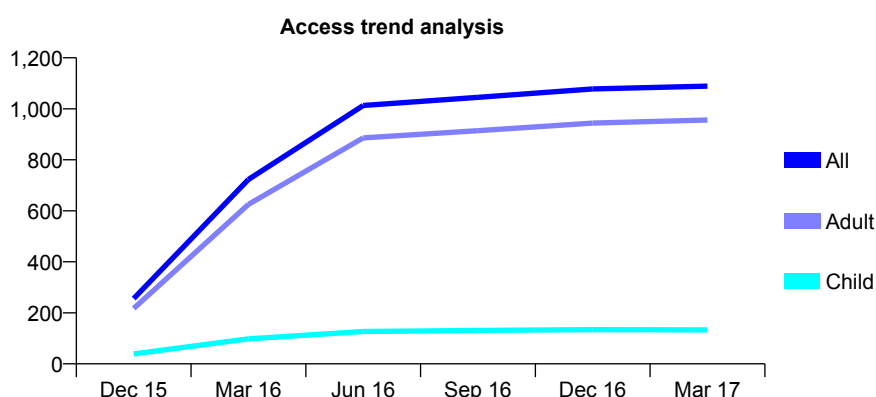
Q68 - Vital Signs At a Glance Contract Report for 398144/0002 - Year end March 2017

Name or company name	MISS DR BECKER
Contract type name	GDS Contract
Purpose of contract	General
Contract start date	01/11/2015
Contract end date	

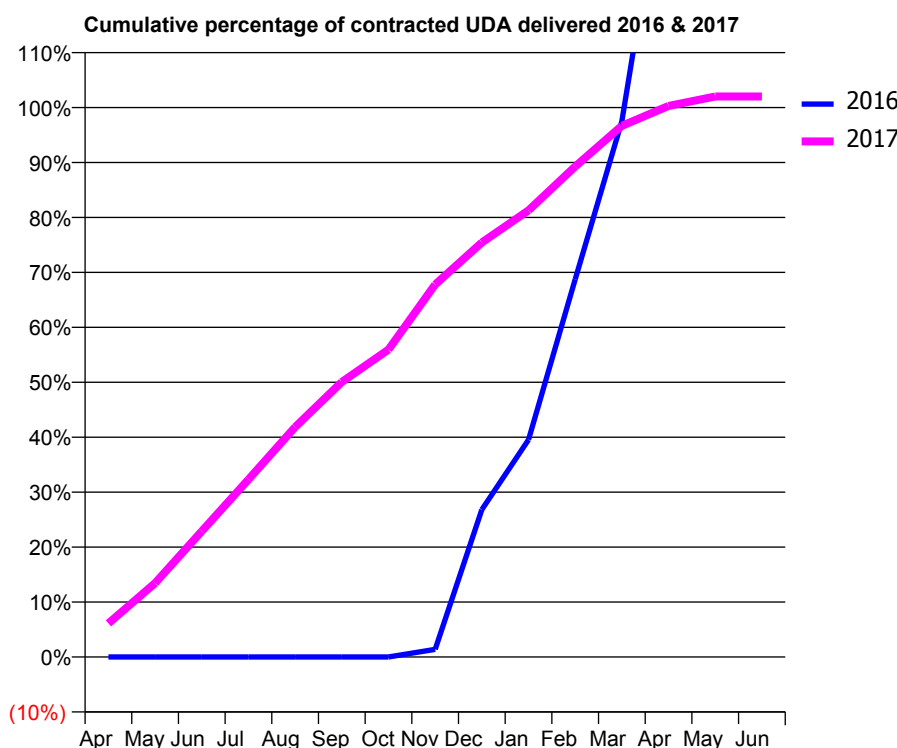
16/17 Contracted general activity (UDA)	4,156
Carry forward general activity (UDA)	-83
16/17 Contracted orthodontic activity (UOA)	0
Carry forward orthodontic activity (UOA)	0
Baseline contract value	£113,522.34

ACCESS*

Patients seen in 24 months	Total	Change since previous quarter
Quarter ending March 2016	723	
Quarter ending June 2016	1,013	↑
Quarter ending September 2016	1,045	↑
Quarter ending December 2016	1,078	↑
Quarter ending March 2017	1,089	→
Variance since March 2016	50.6%	↑



ACTIVITY



Adjusted Scheduled Activity (UDA)		
Month	2016	2017
April	0	255
May	0	559
June	0	951
July	0	1,343
August	0	1,739
September	0	2,080
October	0	2,325
November	24	2,817
December	465	3,135
January	685	3,378
February	1,190	3,710
March	1,689	4,017
April	2,582	4,167
May	2,615	4,239
June	2,649	4,239

QUALITY

	Quantity	Base Number	Contract	AT	Region	England
% of FP17s for the same patient ID Re-attending within 3 months - Children	23	234	9.8%	9.8%	11.9%	12.3%
% of FP17s for the same patient ID Re-attending within 3 months - Adults	279	1,735	16.1%	15.9%	16.6%	16.7%
% of FP17s for the same patient ID Re-attending between 3 & 9 months - Children	120	234	51.3%	59.0%	60.2%	57.6%
% of FP17s for the same patient ID Re-attending between 3 & 9 months - Adults	902	1,735	52.0%	50.5%	51.5%	50.1%
% of FP17s for Band 1 Urgent Courses	142	1,706	8.3%	9.5%	9.5%	9.1%
% of FP17s Relating to Free Repair or Replacements	8	1,706	0.5%	0.6%	0.7%	0.8%
% of FP17s Relating to Continuations	5	1,706	0.3%	1.1%	1.2%	1.2%
% of Patients satisfied with the dentistry they have received	3	5	N/A	92.4%	93.1%	92.8%
% of Patients satisfied with the time they had to wait for an appointment	1	5	N/A	89.1%	88.8%	88.7%

* This is based on patients treated on this contract for their most recent course of treatment. Figures in italics indicate the base number of FP17s or Patient Questionnaire responses are less than 100. N/A is shown where the base number of responses is less than 10 during the period. % is calculated as Quantity/Base number*100

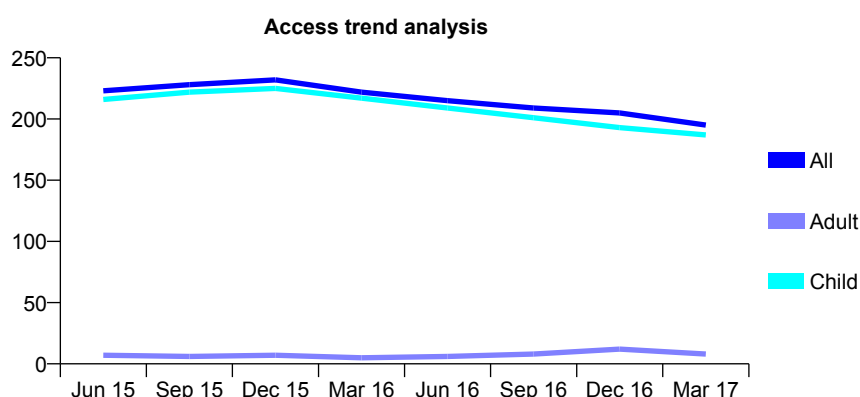
Q68 - Vital Signs At a Glance Contract Report for 557056/0002 - Year end March 2017

Name or company name	MR S URDANG
Contract type name	GDS Contract
Purpose of contract	General
Contract start date	02/07/2008
Contract end date	

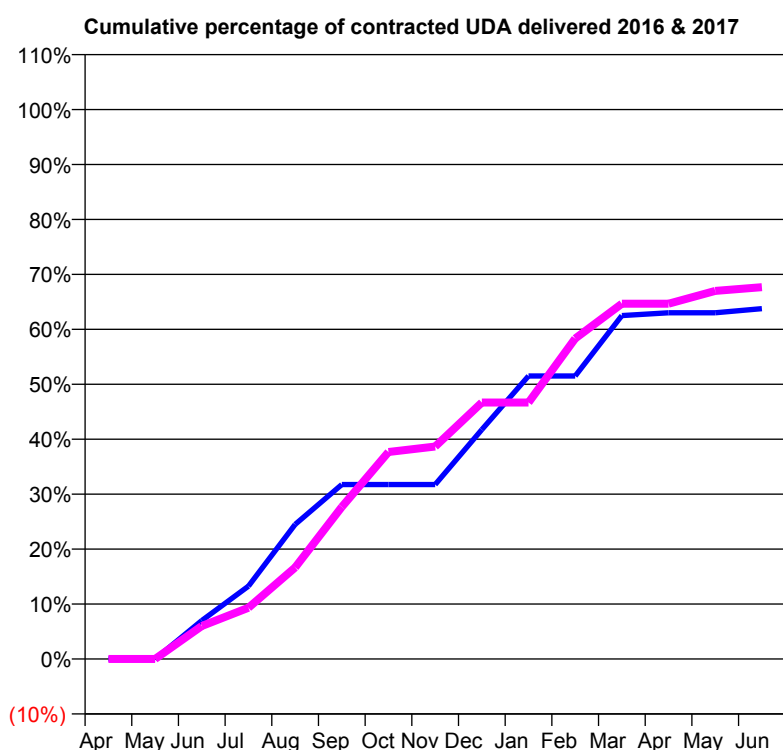
16/17 Contracted general activity (UDA)	300
Carry forward general activity (UDA)	0
16/17 Contracted orthodontic activity (UOA)	0
Carry forward orthodontic activity (UOA)	0
Baseline contract value	£6,761.46

ACCESS*

Patients seen in 24 months	Total	Change since previous quarter
Quarter ending March 2016	222	
Quarter ending June 2016	215	↓
Quarter ending September 2016	209	↓
Quarter ending December 2016	205	↓
Quarter ending March 2017	195	↓
Variance since March 2016	(12.2%)	↓



ACTIVITY



Adjusted Scheduled Activity (UDA)		
Month	2016	2017
April	0	0
May	0	0
June	28	18
July	53	28
August	98	50
September	127	83
October	127	113
November	127	116
December	167	140
January	206	140
February	206	175
March	250	194
April	252	194
May	252	201
June	255	203

QUALITY

	Quantity	Base Number	Contract	AT	Region	England
% of FP17s for the same patient ID Re-attending within 3 months - Children	1	184	0.5%	9.8%	11.9%	12.3%
% of FP17s for the same patient ID Re-attending within 3 months - Adults	0	0	N/A	15.9%	16.6%	16.7%
% of FP17s for the same patient ID Re-attending between 3 & 9 months - Children	91	184	49.5%	59.0%	60.2%	57.6%
% of FP17s for the same patient ID Re-attending between 3 & 9 months - Adults	0	0	N/A	50.5%	51.5%	50.1%
% of FP17s for Band 1 Urgent Courses	0	179	0.0%	9.5%	9.5%	9.1%
% of FP17s Relating to Free Repair or Replacements	0	179	0.0%	0.6%	0.7%	0.8%
% of FP17s Relating to Continuations	0	179	0.0%	1.1%	1.2%	1.2%
% of Patients satisfied with the dentistry they have received	0	0	N/A	92.4%	93.1%	92.8%
% of Patients satisfied with the time they had to wait for an appointment	0	0	N/A	89.1%	88.8%	88.7%

* This is based on patients treated on this contract for their most recent course of treatment. Figures in italics indicate the base number of FP17s or Patient Questionnaire responses are less than 100. N/A is shown where the base number of responses is less than 10 during the period. % is calculated as Quantity/Base number*100

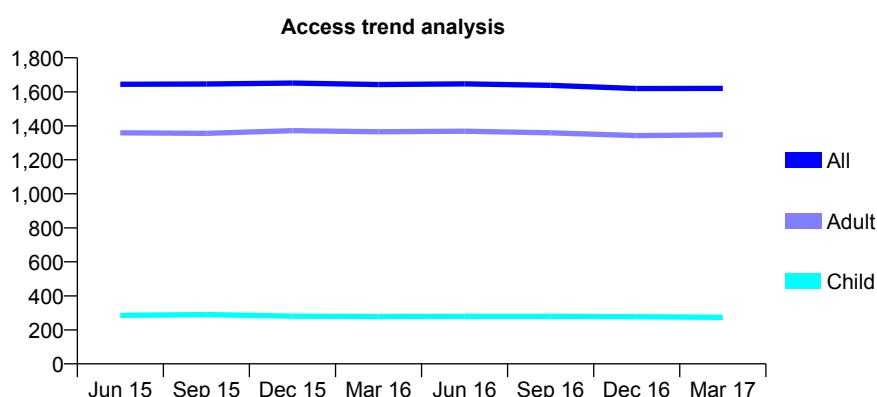
Q68 - Vital Signs At a Glance Contract Report for 558222/0005 - Year end March 2017

Name or company name	MR NJ VAID
Contract type name	GDS Contract
Purpose of contract	General
Contract start date	01/04/2011
Contract end date	

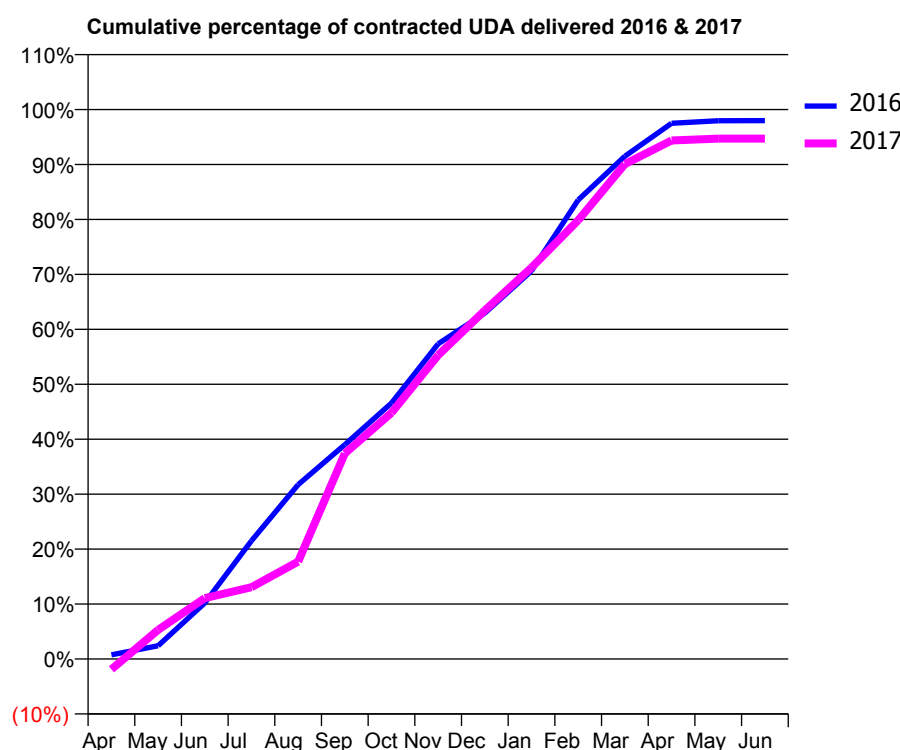
16/17 Contracted general activity (UDA)	5,235
Carry forward general activity (UDA)	106
16/17 Contracted orthodontic activity (UOA)	0
Carry forward orthodontic activity (UOA)	0
Baseline contract value	£121,761.14

ACCESS*

Patients seen in 24 months	Total	Change since previous quarter
Quarter ending March 2016	1,643	
Quarter ending June 2016	1,647	→
Quarter ending September 2016	1,638	→
Quarter ending December 2016	1,619	↓
Quarter ending March 2017	1,620	→
Variance since March 2016	(1.4%)	↓



ACTIVITY



Adjusted Scheduled Activity (UDA)		
Month	2016	2017
April	40	-100
May	126	278
June	534	580
July	1,127	684
August	1,661	928
September	2,042	1,958
October	2,439	2,345
November	3,002	2,895
December	3,297	3,321
January	3,697	3,729
February	4,373	4,181
March	4,790	4,716
April	5,104	4,940
May	5,128	4,957
June	5,129	4,957

QUALITY

	Quantity	Base Number	Contract	AT	Region	England
% of FP17s for the same patient ID Re-attending within 3 months - Children	43	450	9.6%	9.8%	11.9%	12.3%
% of FP17s for the same patient ID Re-attending within 3 months - Adults	559	2,425	23.1%	15.9%	16.6%	16.7%
% of FP17s for the same patient ID Re-attending between 3 & 9 months - Children	331	450	73.6%	59.0%	60.2%	57.6%
% of FP17s for the same patient ID Re-attending between 3 & 9 months - Adults	1,489	2,425	61.4%	50.5%	51.5%	50.1%
% of FP17s for Band 1 Urgent Courses	259	2,796	9.3%	9.5%	9.5%	9.1%
% of FP17s Relating to Free Repair or Replacements	26	2,796	0.9%	0.6%	0.7%	0.8%
% of FP17s Relating to Continuations	96	2,796	3.4%	1.1%	1.2%	1.2%
% of Patients satisfied with the dentistry they have received	4	4	N/A	92.4%	93.1%	92.8%
% of Patients satisfied with the time they had to wait for an appointment	4	4	N/A	89.1%	88.8%	88.7%

* This is based on patients treated on this contract for their most recent course of treatment. Figures in italics indicate the base number of FP17s or Patient Questionnaire responses are less than 100. N/A is shown where the base number of responses is less than 10 during the period. % is calculated as Quantity/Base number*100

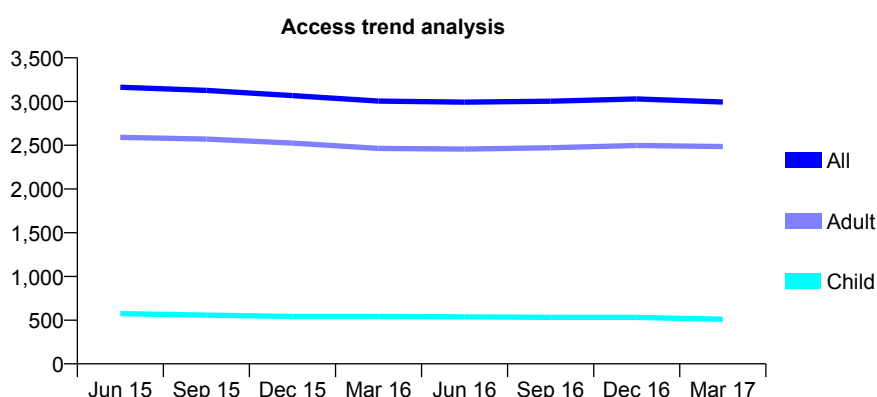
Q68 - Vital Signs At a Glance Contract Report for 558222/0006 - Year end March 2017

Name or company name	MR NJ VAID
Contract type name	GDS Contract
Purpose of contract	General
Contract start date	01/04/2011
Contract end date	

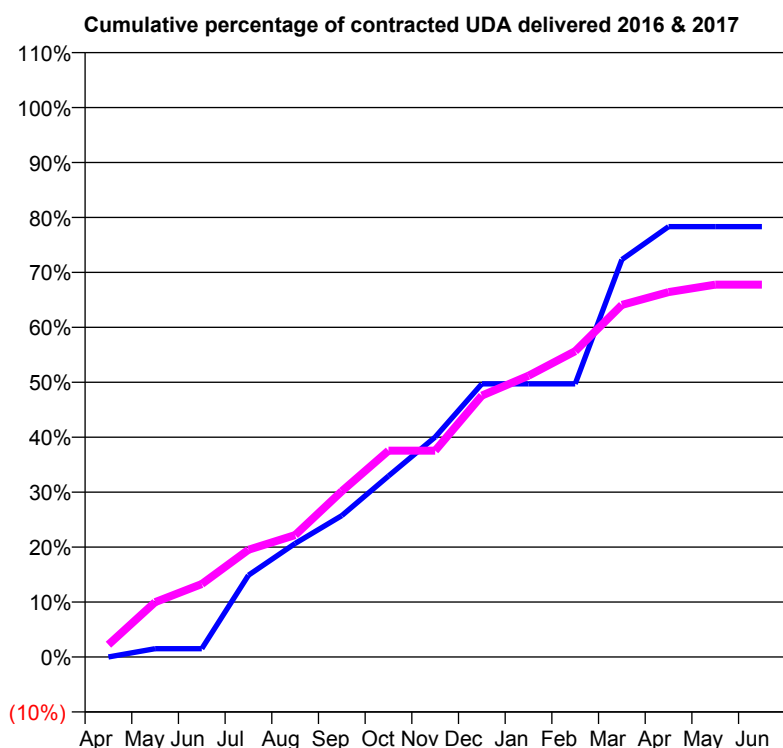
16/17 Contracted general activity (UDA)	10,603
Carry forward general activity (UDA)	0
16/17 Contracted orthodontic activity (UOA)	0
Carry forward orthodontic activity (UOA)	0
Baseline contract value	£267,789.94

ACCESS*

Patients seen in 24 months	Total	Change since previous quarter
Quarter ending March 2016	3,005	
Quarter ending June 2016	2,993	→
Quarter ending September 2016	3,003	→
Quarter ending December 2016	3,030	→
Quarter ending March 2017	2,995	↓
Variance since March 2016	(0.3%)	→



ACTIVITY



Adjusted Scheduled Activity (UDA)		
Month	2016	2017
April	0	238
May	162	1,058
June	162	1,409
July	1,579	2,071
August	2,190	2,354
September	2,730	3,201
October	3,492	3,981
November	4,245	3,981
December	5,270	5,044
January	5,270	5,428
February	5,270	5,902
March	7,670	6,794
April	8,304	7,042
May	8,304	7,185
June	8,304	7,184

QUALITY

	Quantity	Base Number	Contract	AT	Region	England
% of FP17s for the same patient ID Re-attending within 3 months - Children	68	893	7.6%	9.8%	11.9%	12.3%
% of FP17s for the same patient ID Re-attending within 3 months - Adults	655	4,061	16.1%	15.9%	16.6%	16.7%
% of FP17s for the same patient ID Re-attending between 3 & 9 months - Children	603	893	67.5%	59.0%	60.2%	57.6%
% of FP17s for the same patient ID Re-attending between 3 & 9 months - Adults	2,310	4,061	56.9%	50.5%	51.5%	50.1%
% of FP17s for Band 1 Urgent Courses	305	3,721	8.2%	9.5%	9.5%	9.1%
% of FP17s Relating to Free Repair or Replacements	38	3,721	1.0%	0.6%	0.7%	0.8%
% of FP17s Relating to Continuations	49	3,721	1.3%	1.1%	1.2%	1.2%
% of Patients satisfied with the dentistry they have received	13	14	92.9%	92.4%	93.1%	92.8%
% of Patients satisfied with the time they had to wait for an appointment	12	14	85.7%	89.1%	88.8%	88.7%

* This is based on patients treated on this contract for their most recent course of treatment. Figures in italics indicate the base number of FP17s or Patient Questionnaire responses are less than 100. N/A is shown where the base number of responses is less than 10 during the period. % is calculated as Quantity/Base number*100

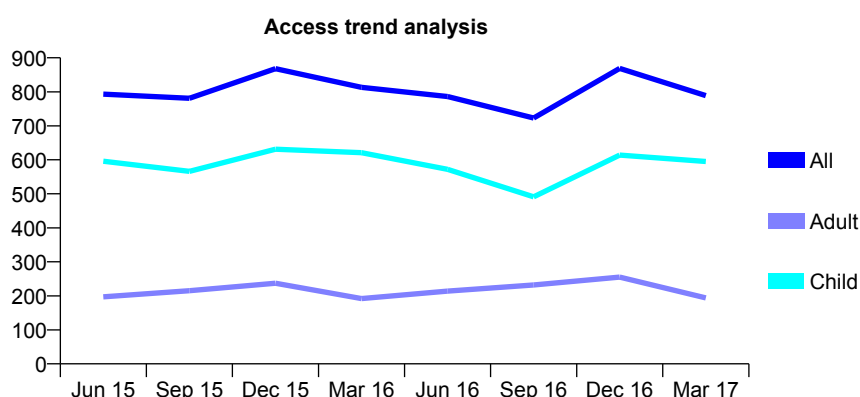
Q68 - Vital Signs At a Glance Contract Report for 558745/0004 - Year end March 2017

Name or company name	MR VH WIFFEN
Contract type name	GDS Contract
Purpose of contract	General
Contract start date	01/06/2010
Contract end date	

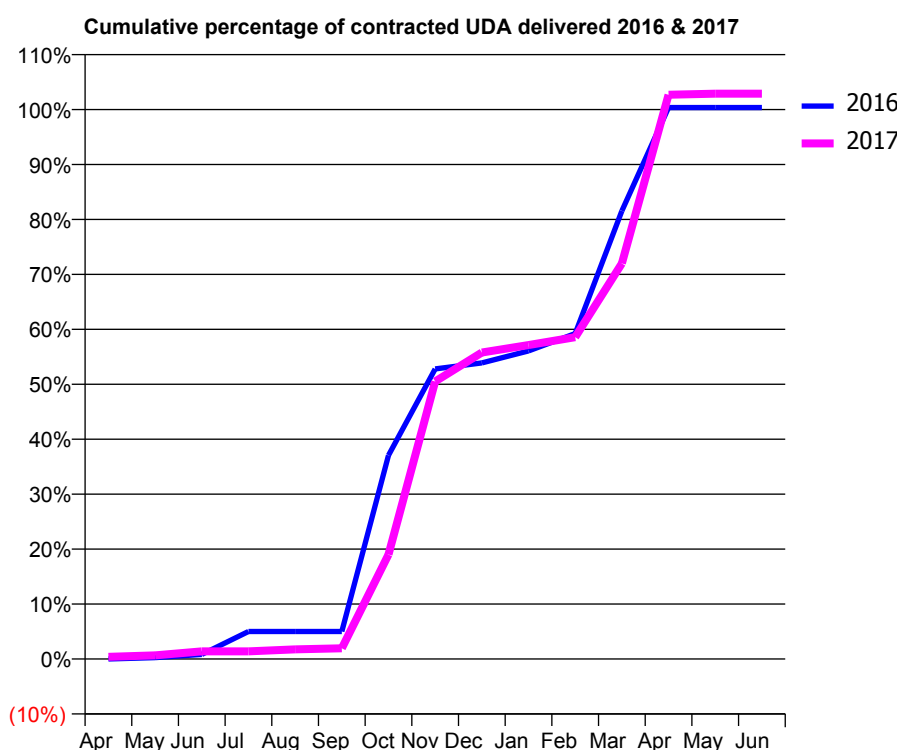
16/17 Contracted general activity (UDA)	1,532
Carry forward general activity (UDA)	-6
16/17 Contracted orthodontic activity (UOA)	0
Carry forward orthodontic activity (UOA)	0
Baseline contract value	£43,486.13

ACCESS*

Patients seen in 24 months	Total	Change since previous quarter
Quarter ending March 2016	813	
Quarter ending June 2016	786	↓
Quarter ending September 2016	723	↓
Quarter ending December 2016	869	↑
Quarter ending March 2017	789	↓
Variance since March 2016	(3.0%)	↓



ACTIVITY



Month	Adjusted Scheduled Activity (UDA)	
	2016	2017
April	0	6
May	4	10
June	13	21
July	77	21
August	77	27
September	77	30
October	568	291
November	809	774
December	826	855
January	859	875
February	907	897
March	1,249	1,103
April	1,538	1,573
May	1,538	1,576
June	1,538	1,576

QUALITY

	Quantity	Base Number	Contract	AT	Region	England
% of FP17s for the same patient ID Re-attending within 3 months - Children	42	933	4.5%	9.8%	11.9%	12.3%
% of FP17s for the same patient ID Re-attending within 3 months - Adults	1	83	1.2%	15.9%	16.6%	16.7%
% of FP17s for the same patient ID Re-attending between 3 & 9 months - Children	560	933	60.0%	59.0%	60.2%	57.6%
% of FP17s for the same patient ID Re-attending between 3 & 9 months - Adults	64	83	77.1%	50.5%	51.5%	50.1%
% of FP17s for Band 1 Urgent Courses	36	1,123	3.2%	9.5%	9.5%	9.1%
% of FP17s Relating to Free Repair or Replacements	0	1,123	0.0%	0.6%	0.7%	0.8%
% of FP17s Relating to Continuations	0	1,123	0.0%	1.1%	1.2%	1.2%
% of Patients satisfied with the dentistry they have received	0	0	N/A	92.4%	93.1%	92.8%
% of Patients satisfied with the time they had to wait for an appointment	0	0	N/A	89.1%	88.8%	88.7%

* This is based on patients treated on this contract for their most recent course of treatment. Figures in italics indicate the base number of FP17s or Patient Questionnaire responses are less than 100. N/A is shown where the base number of responses is less than 10 during the period. % is calculated as Quantity/Base number*100

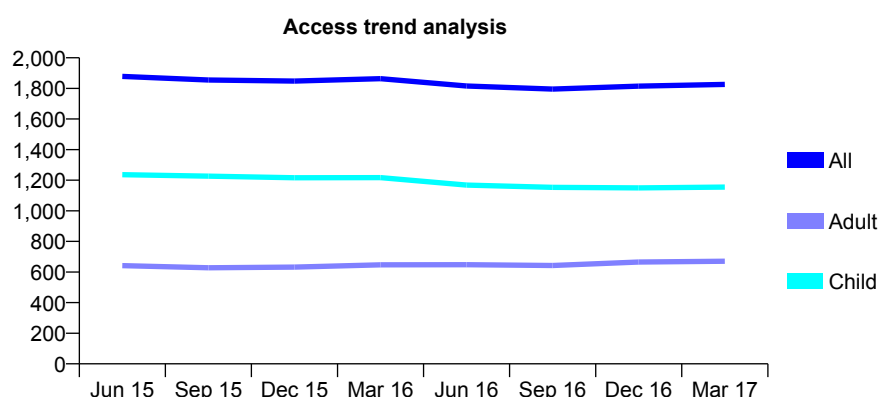
Q68 - Vital Signs At a Glance Contract Report for 565113/0001 - Year end March 2017

Name or company name	MR MA PARKER
Contract type name	GDS Contract
Purpose of contract	General
Contract start date	01/04/2006
Contract end date	

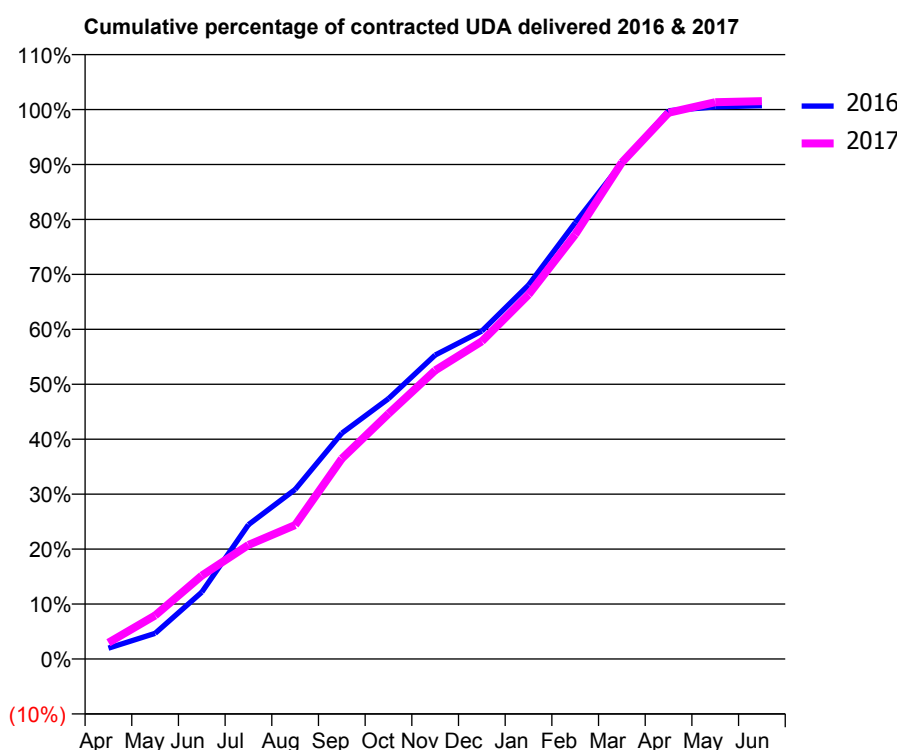
16/17 Contracted general activity (UDA)	3,272
Carry forward general activity (UDA)	-22
16/17 Contracted orthodontic activity (UOA)	0
Carry forward orthodontic activity (UOA)	0
Baseline contract value	£72,710.38

ACCESS*

Patients seen in 24 months	Total	Change since previous quarter
Quarter ending March 2016	1,864	
Quarter ending June 2016	1,816	↓
Quarter ending September 2016	1,796	↓
Quarter ending December 2016	1,815	→
Quarter ending March 2017	1,826	→
Variance since March 2016	(2.0%)	↓



ACTIVITY



Adjusted Scheduled Activity (UDA)		
Month	2016	2017
April	65	97
May	153	259
June	398	497
July	800	679
August	1,010	798
September	1,345	1,193
October	1,550	1,460
November	1,810	1,719
December	1,953	1,892
January	2,227	2,170
February	2,598	2,528
March	2,954	2,957
April	3,264	3,253
May	3,287	3,316
June	3,294	3,322

QUALITY

	Quantity	Base Number	Contract	AT	Region	England
% of FP17s for the same patient ID Re-attending within 3 months - Children	69	1,489	4.6%	9.8%	11.9%	12.3%
% of FP17s for the same patient ID Re-attending within 3 months - Adults	21	478	4.4%	15.9%	16.6%	16.7%
% of FP17s for the same patient ID Re-attending between 3 & 9 months - Children	805	1,489	54.1%	59.0%	60.2%	57.6%
% of FP17s for the same patient ID Re-attending between 3 & 9 months - Adults	135	478	28.2%	50.5%	51.5%	50.1%
% of FP17s for Band 1 Urgent Courses	53	1,966	2.7%	9.5%	9.5%	9.1%
% of FP17s Relating to Free Repair or Replacements	7	1,966	0.4%	0.6%	0.7%	0.8%
% of FP17s Relating to Continuations	6	1,966	0.3%	1.1%	1.2%	1.2%
% of Patients satisfied with the dentistry they have received	2	2	N/A	92.4%	93.1%	92.8%
% of Patients satisfied with the time they had to wait for an appointment	2	2	N/A	89.1%	88.8%	88.7%

* This is based on patients treated on this contract for their most recent course of treatment. Figures in italics indicate the base number of FP17s or Patient Questionnaire responses are less than 100. N/A is shown where the base number of responses is less than 10 during the period. % is calculated as Quantity/Base number*100

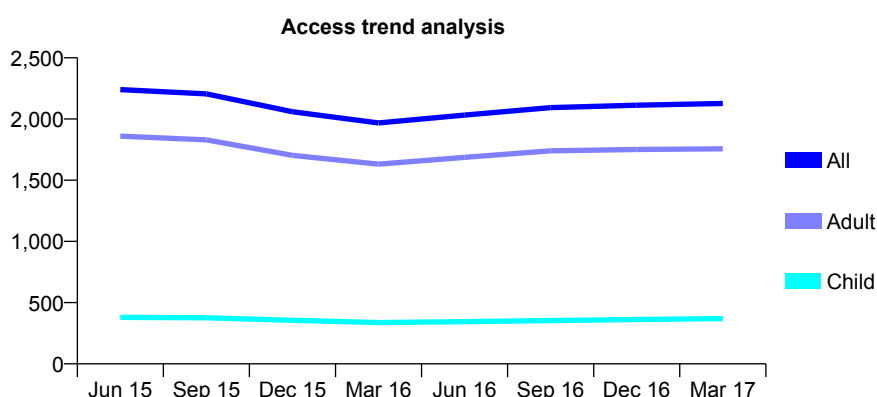
Q68 - Vital Signs At a Glance Contract Report for 567612/0001 - Year end March 2017

Name or company name	MR AM SINGER
Contract type name	GDS Contract
Purpose of contract	General
Contract start date	01/04/2006
Contract end date	

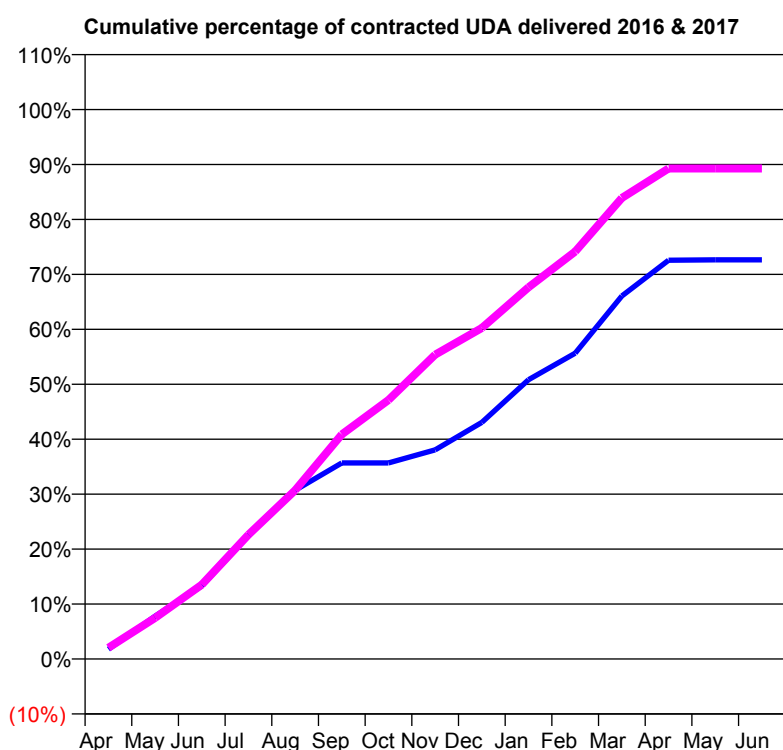
16/17 Contracted general activity (UDA)	7,509
Carry forward general activity (UDA)	0
16/17 Contracted orthodontic activity (UOA)	0
Carry forward orthodontic activity (UOA)	0
Baseline contract value	£169,813.16

ACCESS*

Patients seen in 24 months	Total	Change since previous quarter
Quarter ending March 2016	1,968	
Quarter ending June 2016	2,032	↑
Quarter ending September 2016	2,093	↑
Quarter ending December 2016	2,113	→
Quarter ending March 2017	2,127	→
Variance since March 2016	8.1%	↑



ACTIVITY



Adjusted Scheduled Activity (UDA)		
Month	2016	2017
April	133	154
May	586	562
June	1,000	1,016
July	1,689	1,699
August	2,306	2,306
September	2,680	3,069
October	2,680	3,539
November	2,858	4,159
December	3,233	4,523
January	3,816	5,079
February	4,179	5,568
March	4,961	6,299
April	5,450	6,702
May	5,454	6,702
June	5,454	6,702

QUALITY

	Quantity	Base Number	Contract	AT	Region	England
% of FP17s for the same patient ID Re-attending within 3 months - Children	17	477	3.6%	9.8%	11.9%	12.3%
% of FP17s for the same patient ID Re-attending within 3 months - Adults	513	2,712	18.9%	15.9%	16.6%	16.7%
% of FP17s for the same patient ID Re-attending between 3 & 9 months - Children	100	477	21.0%	59.0%	60.2%	57.6%
% of FP17s for the same patient ID Re-attending between 3 & 9 months - Adults	881	2,712	32.5%	50.5%	51.5%	50.1%
% of FP17s for Band 1 Urgent Courses	281	3,189	8.8%	9.5%	9.5%	9.1%
% of FP17s Relating to Free Repair or Replacements	54	3,189	1.7%	0.6%	0.7%	0.8%
% of FP17s Relating to Continuations	141	3,189	4.4%	1.1%	1.2%	1.2%
% of Patients satisfied with the dentistry they have received	6	6	N/A	92.4%	93.1%	92.8%
% of Patients satisfied with the time they had to wait for an appointment	5	6	N/A	89.1%	88.8%	88.7%

* This is based on patients treated on this contract for their most recent course of treatment. Figures in italics indicate the base number of FP17s or Patient Questionnaire responses are less than 100. N/A is shown where the base number of responses is less than 10 during the period. % is calculated as Quantity/Base number*100

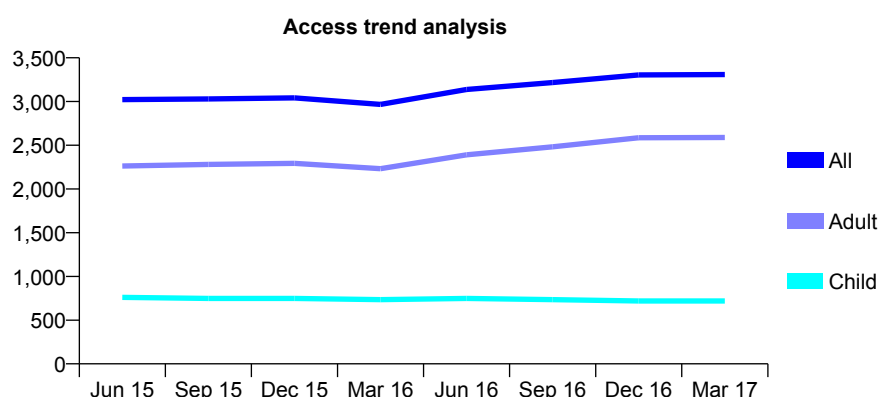
Q68 - Vital Signs At a Glance Contract Report for 568171/0001 - Year end March 2017

Name or company name	MR PJ IVE
Contract type name	GDS Contract
Purpose of contract	General
Contract start date	01/04/2006
Contract end date	

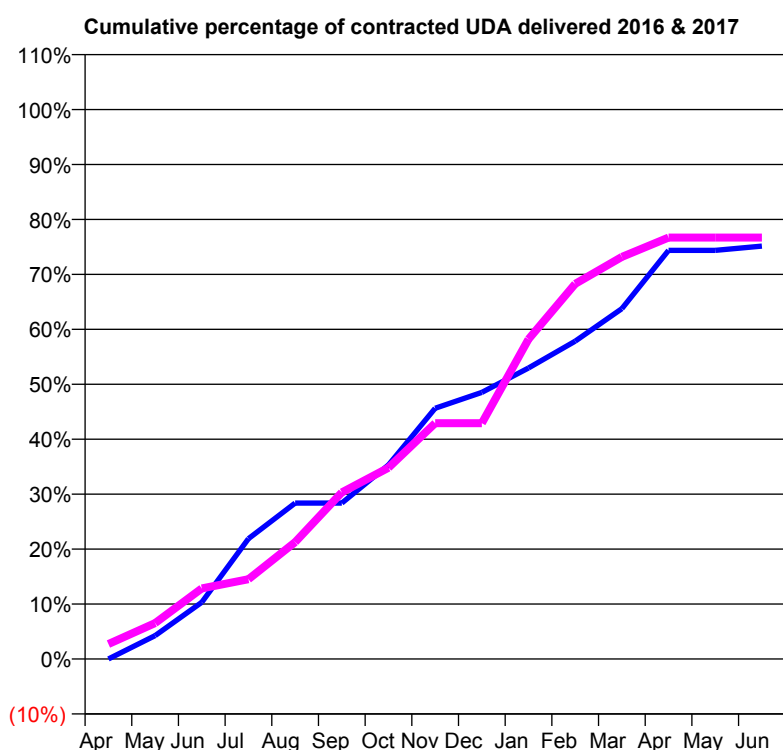
16/17 Contracted general activity (UDA)	9,000
Carry forward general activity (UDA)	0
16/17 Contracted orthodontic activity (UOA)	0
Carry forward orthodontic activity (UOA)	0
Baseline contract value	£200,031.10

ACCESS*

Patients seen in 24 months	Total	Change since previous quarter
Quarter ending March 2016	2,967	
Quarter ending June 2016	3,138	↑
Quarter ending September 2016	3,217	↑
Quarter ending December 2016	3,304	↑
Quarter ending March 2017	3,308	→
Variance since March 2016	11.5%	↑



ACTIVITY



Adjusted Scheduled Activity (UDA)		
Month	2016	2017
April	0	245
May	383	588
June	930	1,157
July	1,971	1,308
August	2,555	1,915
September	2,555	2,729
October	3,179	3,133
November	4,106	3,863
December	4,368	3,863
January	4,766	5,239
February	5,206	6,144
March	5,738	6,586
April	6,694	6,902
May	6,694	6,902
June	6,763	6,902

QUALITY

	Quantity	Base Number	Contract	AT	Region	England
% of FP17s for the same patient ID Re-attending within 3 months - Children	52	939	5.5%	9.8%	11.9%	12.3%
% of FP17s for the same patient ID Re-attending within 3 months - Adults	535	3,283	16.3%	15.9%	16.6%	16.7%
% of FP17s for the same patient ID Re-attending between 3 & 9 months - Children	417	939	44.4%	59.0%	60.2%	57.6%
% of FP17s for the same patient ID Re-attending between 3 & 9 months - Adults	1,095	3,283	33.4%	50.5%	51.5%	50.1%
% of FP17s for Band 1 Urgent Courses	506	3,516	14.4%	9.5%	9.5%	9.1%
% of FP17s Relating to Free Repair or Replacements	29	3,516	0.8%	0.6%	0.7%	0.8%
% of FP17s Relating to Continuations	97	3,516	2.8%	1.1%	1.2%	1.2%
% of Patients satisfied with the dentistry they have received	3	3	N/A	92.4%	93.1%	92.8%
% of Patients satisfied with the time they had to wait for an appointment	3	3	N/A	89.1%	88.8%	88.7%

* This is based on patients treated on this contract for their most recent course of treatment. Figures in italics indicate the base number of FP17s or Patient Questionnaire responses are less than 100. N/A is shown where the base number of responses is less than 10 during the period. % is calculated as Quantity/Base number*100

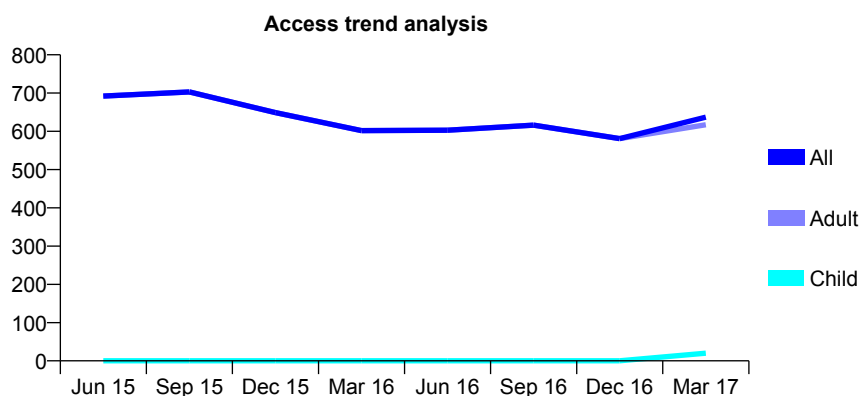
Q68 - Vital Signs At a Glance Contract Report for 569119/0001 - Year end March 2017

Name or company name	MR D MYERS
Contract type name	PDS Contract
Purpose of contract	General
Contract start date	01/04/2006
Contract end date	30/06/2017

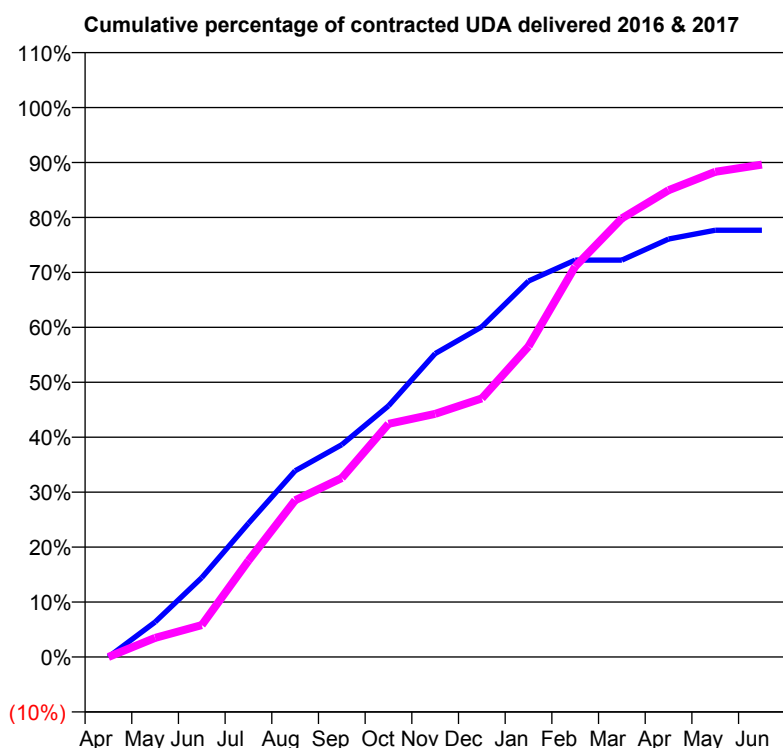
16/17 Contracted general activity (UDA)	1,587
Carry forward general activity (UDA)	0
16/17 Contracted orthodontic activity (UOA)	0
Carry forward orthodontic activity (UOA)	0
Baseline contract value	£55,726.60

ACCESS*

Patients seen in 24 months	Total	Change since previous quarter
Quarter ending March 2016	602	
Quarter ending June 2016	603	→
Quarter ending September 2016	616	↑
Quarter ending December 2016	581	↓
Quarter ending March 2017	637	↑
Variance since March 2016	5.8%	↑



ACTIVITY



Adjusted Scheduled Activity (UDA)		
Month	2016	2017
April	0	0
May	101	55
June	229	92
July	386	278
August	538	453
September	613	517
October	725	673
November	876	702
December	954	747
January	1,086	897
February	1,146	1,128
March	1,146	1,267
April	1,207	1,348
May	1,232	1,401
June	1,232	1,422

QUALITY

	Quantity	Base Number	Contract	AT	Region	England
% of FP17s for the same patient ID Re-attending within 3 months - Children	0	22	0.0%	9.8%	11.9%	12.3%
% of FP17s for the same patient ID Re-attending within 3 months - Adults	9	456	2.0%	15.9%	16.6%	16.7%
% of FP17s for the same patient ID Re-attending between 3 & 9 months - Children	0	22	0.0%	59.0%	60.2%	57.6%
% of FP17s for the same patient ID Re-attending between 3 & 9 months - Adults	39	456	8.6%	50.5%	51.5%	50.1%
% of FP17s for Band 1 Urgent Courses	16	447	3.6%	9.5%	9.5%	9.1%
% of FP17s Relating to Free Repair or Replacements	0	447	0.0%	0.6%	0.7%	0.8%
% of FP17s Relating to Continuations	0	447	0.0%	1.1%	1.2%	1.2%
% of Patients satisfied with the dentistry they have received	0	0	N/A	92.4%	93.1%	92.8%
% of Patients satisfied with the time they had to wait for an appointment	0	0	N/A	89.1%	88.8%	88.7%

* This is based on patients treated on this contract for their most recent course of treatment. Figures in italics indicate the base number of FP17s or Patient Questionnaire responses are less than 100. N/A is shown where the base number of responses is less than 10 during the period. % is calculated as Quantity/Base number*100

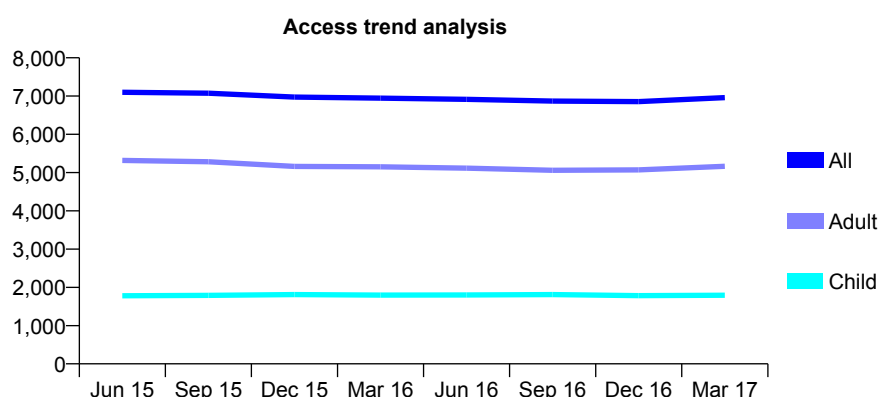
Q68 - Vital Signs At a Glance Contract Report for 570052/0001 - Year end March 2017

Name or company name	MR AN MOORE
Contract type name	GDS Contract
Purpose of contract	General
Contract start date	01/04/2006
Contract end date	

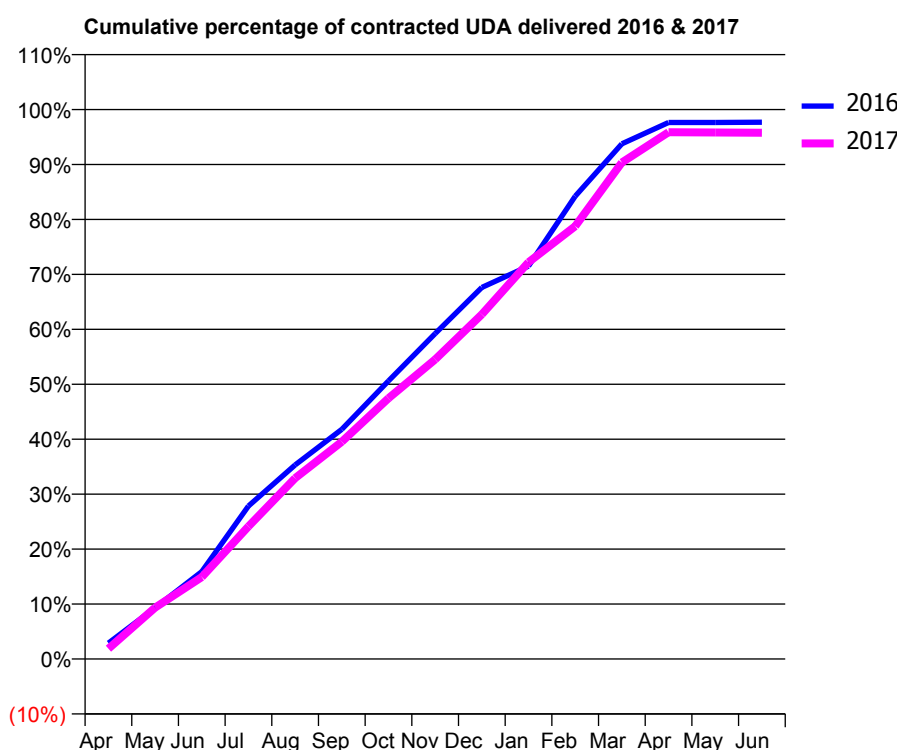
16/17 Contracted general activity (UDA)	15,877
Carry forward general activity (UDA)	366
16/17 Contracted orthodontic activity (UOA)	0
Carry forward orthodontic activity (UOA)	0
Baseline contract value	£444,953.13

ACCESS*

Patients seen in 24 months	Total	Change since previous quarter
Quarter ending March 2016	6,947	
Quarter ending June 2016	6,914	→
Quarter ending September 2016	6,870	→
Quarter ending December 2016	6,855	→
Quarter ending March 2017	6,958	→
Variance since March 2016	0.2%	→



ACTIVITY



Adjusted Scheduled Activity (UDA)		
Month	2016	2017
April	461	299
May	1,481	1,486
June	2,525	2,367
July	4,421	3,833
August	5,610	5,225
September	6,635	6,277
October	8,034	7,536
November	9,405	8,656
December	10,737	9,956
January	11,353	11,462
February	13,371	12,504
March	14,885	14,348
April	15,502	15,221
May	15,501	15,213
June	15,511	15,206

QUALITY

	Quantity	Base Number	Contract	AT	Region	England
% of FP17s for the same patient ID Re-attending within 3 months - Children	96	2,282	4.2%	9.8%	11.9%	12.3%
% of FP17s for the same patient ID Re-attending within 3 months - Adults	807	6,134	13.2%	15.9%	16.6%	16.7%
% of FP17s for the same patient ID Re-attending between 3 & 9 months - Children	1,081	2,282	47.4%	59.0%	60.2%	57.6%
% of FP17s for the same patient ID Re-attending between 3 & 9 months - Adults	2,239	6,134	36.5%	50.5%	51.5%	50.1%
% of FP17s for Band 1 Urgent Courses	954	8,504	11.2%	9.5%	9.5%	9.1%
% of FP17s Relating to Free Repair or Replacements	33	8,504	0.4%	0.6%	0.7%	0.8%
% of FP17s Relating to Continuations	13	8,504	0.2%	1.1%	1.2%	1.2%
% of Patients satisfied with the dentistry they have received	6	9	N/A	92.4%	93.1%	92.8%
% of Patients satisfied with the time they had to wait for an appointment	7	9	N/A	89.1%	88.8%	88.7%

* This is based on patients treated on this contract for their most recent course of treatment. Figures in italics indicate the base number of FP17s or Patient Questionnaire responses are less than 100. N/A is shown where the base number of responses is less than 10 during the period. % is calculated as Quantity/Base number*100

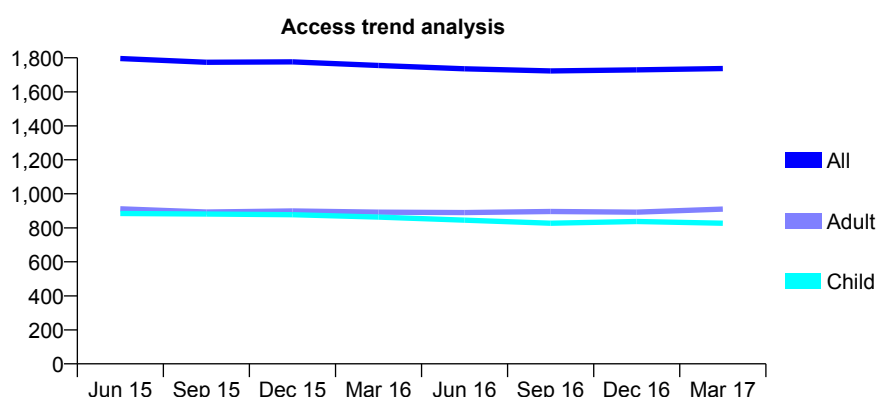
Q68 - Vital Signs At a Glance Contract Report for 572721/0001 - Year end March 2017

Name or company name	MR IP MCLEAN
Contract type name	GDS Contract
Purpose of contract	General
Contract start date	01/04/2006
Contract end date	

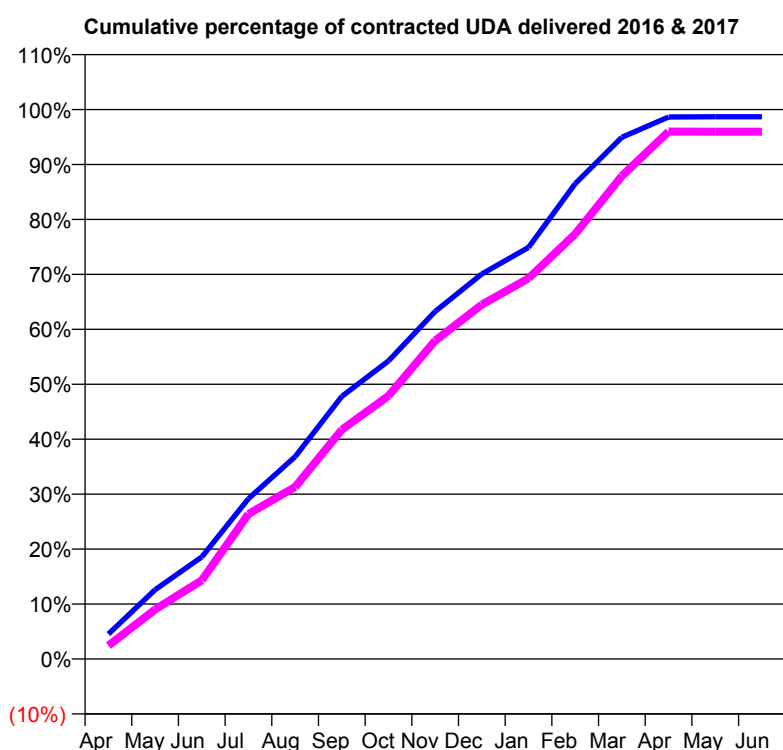
16/17 Contracted general activity (UDA)	4,463
Carry forward general activity (UDA)	59
16/17 Contracted orthodontic activity (UOA)	0
Carry forward orthodontic activity (UOA)	0
Baseline contract value	£107,958.86

ACCESS*

Patients seen in 24 months	Total	Change since previous quarter
Quarter ending March 2016	1,755	
Quarter ending June 2016	1,735	↓
Quarter ending September 2016	1,723	→
Quarter ending December 2016	1,729	→
Quarter ending March 2017	1,737	→
Variance since March 2016	(1.0%)	↓



ACTIVITY



Adjusted Scheduled Activity (UDA)		
Month	2016	2017
April	204	109
May	563	403
June	829	640
July	1,303	1,178
August	1,644	1,398
September	2,133	1,862
October	2,422	2,137
November	2,823	2,586
December	3,127	2,878
January	3,343	3,091
February	3,861	3,452
March	4,237	3,923
April	4,402	4,284
May	4,404	4,283
June	4,404	4,283

QUALITY

	Quantity	Base Number	Contract	AT	Region	England
% of FP17s for the same patient ID Re-attending within 3 months - Children	75	1,402	5.3%	9.8%	11.9%	12.3%
% of FP17s for the same patient ID Re-attending within 3 months - Adults	114	1,207	9.4%	15.9%	16.6%	16.7%
% of FP17s for the same patient ID Re-attending between 3 & 9 months - Children	1,015	1,402	72.4%	59.0%	60.2%	57.6%
% of FP17s for the same patient ID Re-attending between 3 & 9 months - Adults	825	1,207	68.4%	50.5%	51.5%	50.1%
% of FP17s for Band 1 Urgent Courses	76	2,625	2.9%	9.5%	9.5%	9.1%
% of FP17s Relating to Free Repair or Replacements	0	2,625	0.0%	0.6%	0.7%	0.8%
% of FP17s Relating to Continuations	8	2,625	0.3%	1.1%	1.2%	1.2%
% of Patients satisfied with the dentistry they have received	1	1	N/A	92.4%	93.1%	92.8%
% of Patients satisfied with the time they had to wait for an appointment	1	1	N/A	89.1%	88.8%	88.7%

* This is based on patients treated on this contract for their most recent course of treatment. Figures in italics indicate the base number of FP17s or Patient Questionnaire responses are less than 100. N/A is shown where the base number of responses is less than 10 during the period. % is calculated as Quantity/Base number*100

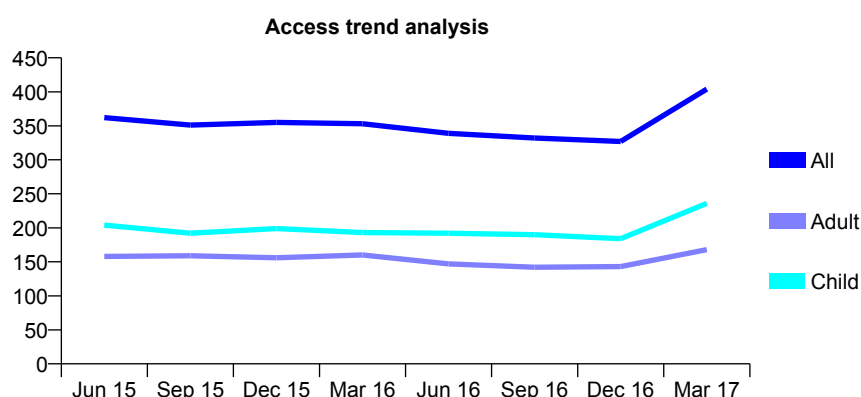
Q68 - Vital Signs At a Glance Contract Report for 576735/0001 - Year end March 2017

Name or company name	Steyning Avenue Dental Practice
Contract type name	GDS Contract
Purpose of contract	General
Contract start date	01/04/2006
Contract end date	

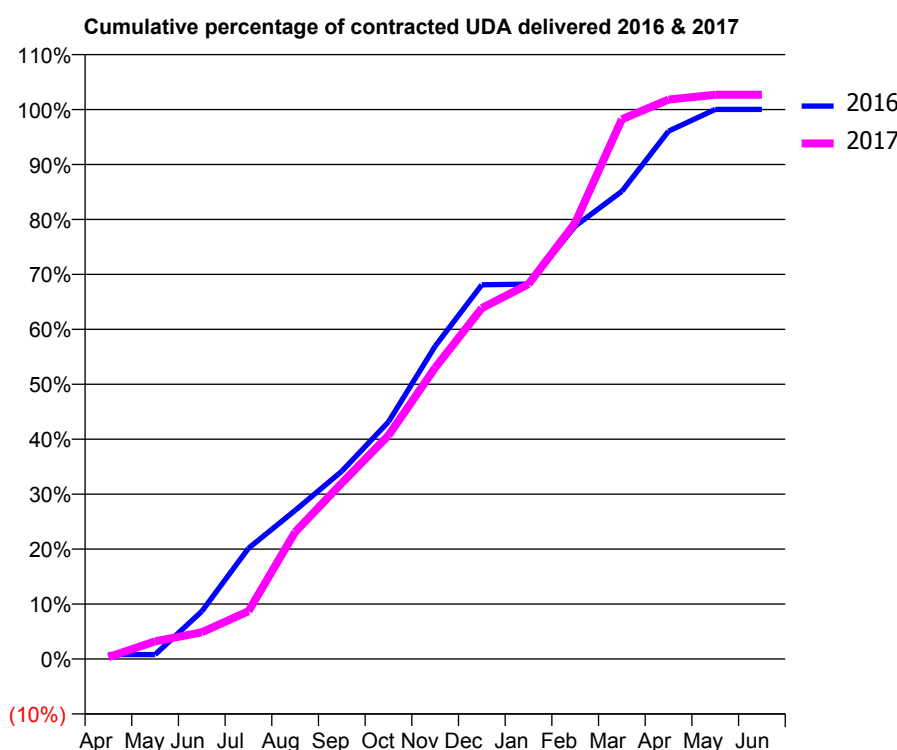
16/17 Contracted general activity (UDA)	860
Carry forward general activity (UDA)	0
16/17 Contracted orthodontic activity (UOA)	0
Carry forward orthodontic activity (UOA)	0
Baseline contract value	£18,289.75

ACCESS*

Patients seen in 24 months	Total	Change since previous quarter
Quarter ending March 2016	353	
Quarter ending June 2016	339	↓
Quarter ending September 2016	332	↓
Quarter ending December 2016	327	↓
Quarter ending March 2017	404	↑
Variance since March 2016	14.4%	↑



ACTIVITY



Month	Adjusted Scheduled Activity (UDA)	
	2016	2017
April	7	3
May	7	28
June	75	42
July	173	75
August	233	199
September	294	275
October	371	350
November	490	456
December	586	549
January	587	587
February	678	683
March	732	845
April	826	876
May	860	883
June	860	883

QUALITY

	Quantity	Base Number	Contract	AT	Region	England
% of FP17s for the same patient ID Re-attending within 3 months - Children	17	289	5.9%	9.8%	11.9%	12.3%
% of FP17s for the same patient ID Re-attending within 3 months - Adults	44	206	21.4%	15.9%	16.6%	16.7%
% of FP17s for the same patient ID Re-attending between 3 & 9 months - Children	108	289	37.4%	59.0%	60.2%	57.6%
% of FP17s for the same patient ID Re-attending between 3 & 9 months - Adults	65	206	31.6%	50.5%	51.5%	50.1%
% of FP17s for Band 1 Urgent Courses	65	458	14.2%	9.5%	9.5%	9.1%
% of FP17s Relating to Free Repair or Replacements	0	458	0.0%	0.6%	0.7%	0.8%
% of FP17s Relating to Continuations	1	458	0.2%	1.1%	1.2%	1.2%
% of Patients satisfied with the dentistry they have received	0	0	N/A	92.4%	93.1%	92.8%
% of Patients satisfied with the time they had to wait for an appointment	0	0	N/A	89.1%	88.8%	88.7%

* This is based on patients treated on this contract for their most recent course of treatment. Figures in italics indicate the base number of FP17s or Patient Questionnaire responses are less than 100. N/A is shown where the base number of responses is less than 10 during the period. % is calculated as Quantity/Base number*100

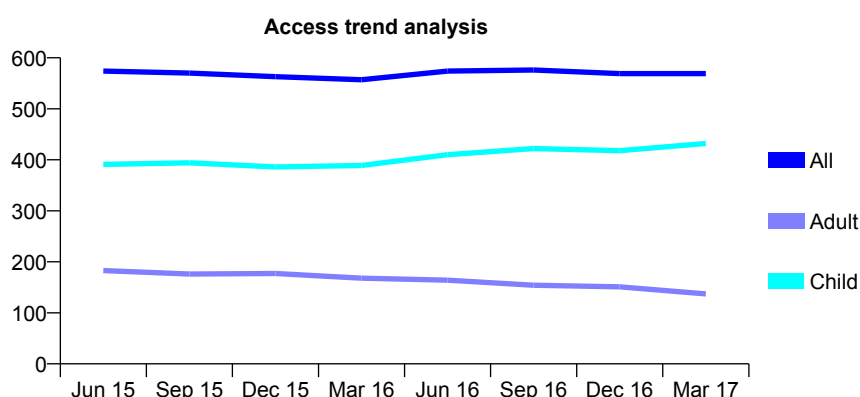
Q68 - Vital Signs At a Glance Contract Report for 578150/0001 - Year end March 2017

Name or company name	MR AJ WHITEHEAD
Contract type name	GDS Contract
Purpose of contract	General
Contract start date	01/04/2006
Contract end date	

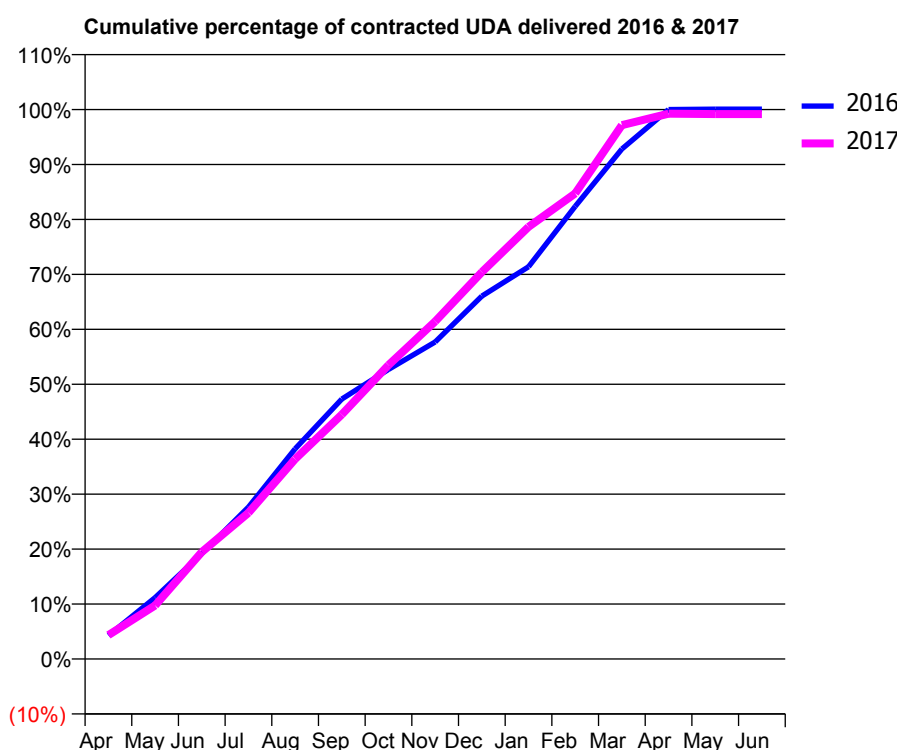
16/17 Contracted general activity (UDA)	1,450
Carry forward general activity (UDA)	-1
16/17 Contracted orthodontic activity (UOA)	0
Carry forward orthodontic activity (UOA)	0
Baseline contract value	£35,601.97

ACCESS*

Patients seen in 24 months	Total	Change since previous quarter
Quarter ending March 2016	557	
Quarter ending June 2016	574	↑
Quarter ending September 2016	576	→
Quarter ending December 2016	569	↓
Quarter ending March 2017	569	→
Variance since March 2016	2.2%	↑



ACTIVITY



Adjusted Scheduled Activity (UDA)		
Month	2016	2017
April	62	63
May	162	141
June	278	282
July	401	386
August	555	528
September	686	645
October	764	776
November	836	891
December	958	1,021
January	1,035	1,140
February	1,195	1,228
March	1,346	1,409
April	1,450	1,439
May	1,451	1,438
June	1,451	1,438

QUALITY

	Quantity	Base Number	Contract	AT	Region	England
% of FP17s for the same patient ID Re-attending within 3 months - Children	33	716	4.6%	9.8%	11.9%	12.3%
% of FP17s for the same patient ID Re-attending within 3 months - Adults	21	134	15.7%	15.9%	16.6%	16.7%
% of FP17s for the same patient ID Re-attending between 3 & 9 months - Children	456	716	63.7%	59.0%	60.2%	57.6%
% of FP17s for the same patient ID Re-attending between 3 & 9 months - Adults	79	134	59.0%	50.5%	51.5%	50.1%
% of FP17s for Band 1 Urgent Courses	24	815	2.9%	9.5%	9.5%	9.1%
% of FP17s Relating to Free Repair or Replacements	0	815	0.0%	0.6%	0.7%	0.8%
% of FP17s Relating to Continuations	0	815	0.0%	1.1%	1.2%	1.2%
% of Patients satisfied with the dentistry they have received	0	0	N/A	92.4%	93.1%	92.8%
% of Patients satisfied with the time they had to wait for an appointment	0	0	N/A	89.1%	88.8%	88.7%

* This is based on patients treated on this contract for their most recent course of treatment. Figures in italics indicate the base number of FP17s or Patient Questionnaire responses are less than 100. N/A is shown where the base number of responses is less than 10 during the period. % is calculated as Quantity/Base number*100

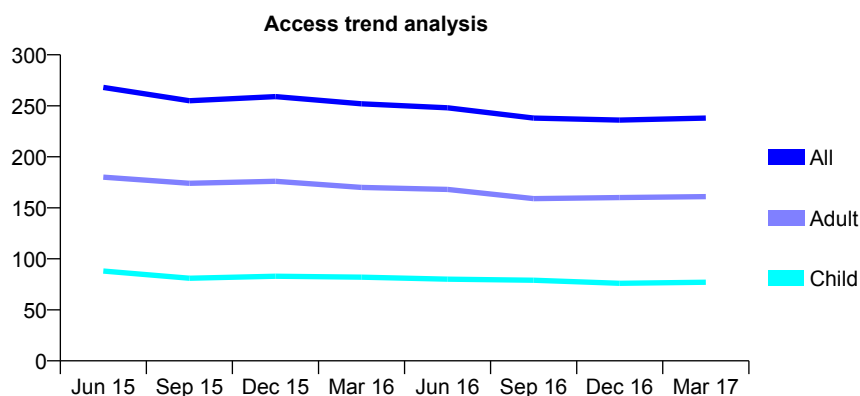
Q68 - Vital Signs At a Glance Contract Report for 608696/0001 - Year end March 2017

Name or company name	MR D HAJEK
Contract type name	GDS Contract
Purpose of contract	General
Contract start date	01/04/2012
Contract end date	

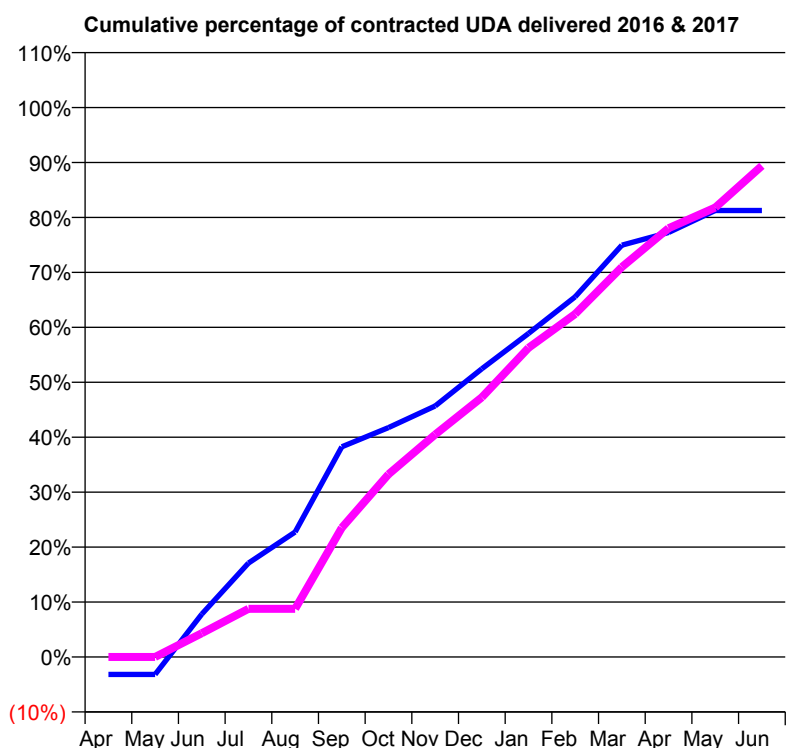
16/17 Contracted general activity (UDA)	750
Carry forward general activity (UDA)	0
16/17 Contracted orthodontic activity (UOA)	0
Carry forward orthodontic activity (UOA)	0
Baseline contract value	£15,976.04

ACCESS*

Patients seen in 24 months	Total	Change since previous quarter
Quarter ending March 2016	252	
Quarter ending June 2016	248	↓
Quarter ending September 2016	238	↓
Quarter ending December 2016	236	→
Quarter ending March 2017	238	→
Variance since March 2016	(5.6%)	↓



ACTIVITY



Adjusted Scheduled Activity (UDA)		
Month	2016	2017
April	-24	0
May	-24	0
June	59	32
July	128	66
August	171	66
September	287	176
October	313	249
November	343	304
December	393	354
January	442	422
February	492	468
March	562	532
April	579	585
May	609	613
June	609	670

QUALITY

	Quantity	Base Number	Contract	AT	Region	England
% of FP17s for the same patient ID Re-attending within 3 months - Children	2	96	2.1%	9.8%	11.9%	12.3%
% of FP17s for the same patient ID Re-attending within 3 months - Adults	20	182	11.0%	15.9%	16.6%	16.7%
% of FP17s for the same patient ID Re-attending between 3 & 9 months - Children	55	96	57.3%	59.0%	60.2%	57.6%
% of FP17s for the same patient ID Re-attending between 3 & 9 months - Adults	99	182	54.4%	50.5%	51.5%	50.1%
% of FP17s for Band 1 Urgent Courses	17	285	6.0%	9.5%	9.5%	9.1%
% of FP17s Relating to Free Repair or Replacements	1	285	0.4%	0.6%	0.7%	0.8%
% of FP17s Relating to Continuations	1	285	0.4%	1.1%	1.2%	1.2%
% of Patients satisfied with the dentistry they have received	1	1	N/A	92.4%	93.1%	92.8%
% of Patients satisfied with the time they had to wait for an appointment	1	1	N/A	89.1%	88.8%	88.7%

* This is based on patients treated on this contract for their most recent course of treatment. Figures in italics indicate the base number of FP17s or Patient Questionnaire responses are less than 100. N/A is shown where the base number of responses is less than 10 during the period. % is calculated as Quantity/Base number*100

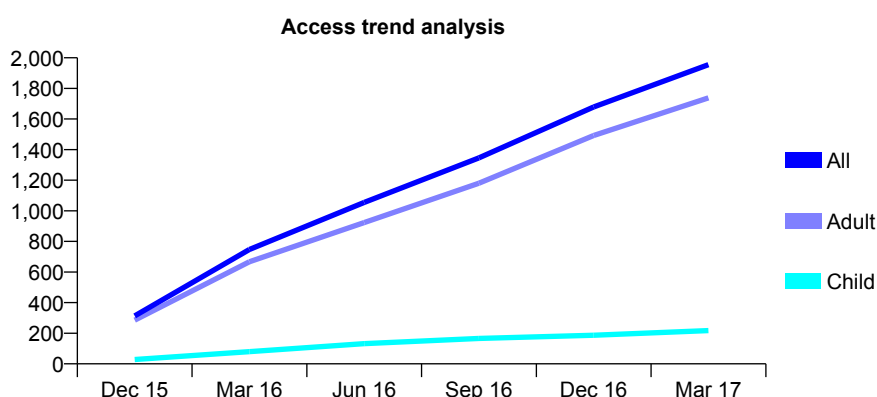
Q68 - Vital Signs At a Glance Contract Report for 610216/0001 - Year end March 2017

Name or company name	MR R HASSANI
Contract type name	GDS Contract
Purpose of contract	General
Contract start date	01/10/2015
Contract end date	

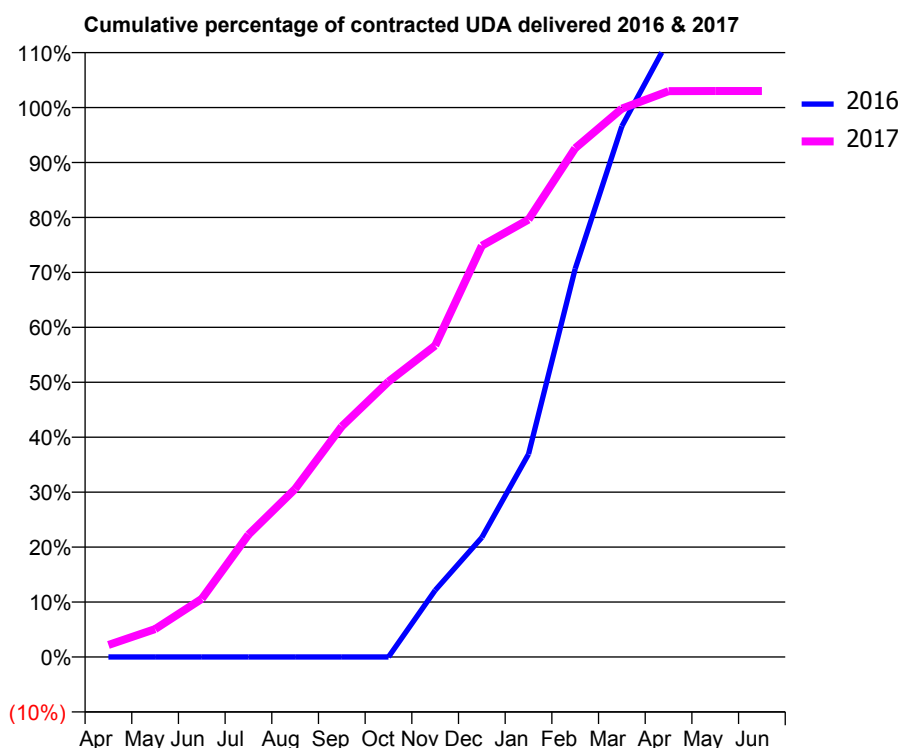
16/17 Contracted general activity (UDA)	5,148
Carry forward general activity (UDA)	83
16/17 Contracted orthodontic activity (UOA)	0
Carry forward orthodontic activity (UOA)	0
Baseline contract value	£106,519.48

ACCESS*

Patients seen in 24 months	Total	Change since previous quarter
Quarter ending March 2016	747	
Quarter ending June 2016	1,055	↑
Quarter ending September 2016	1,346	↑
Quarter ending December 2016	1,679	↑
Quarter ending March 2017	1,955	↑
Variance since March 2016	161.7%	↑



ACTIVITY



Month	Adjusted Scheduled Activity (UDA)	
	2016	2017
April	0	113
May	0	262
June	0	545
July	0	1,146
August	0	1,574
September	0	2,161
October	0	2,581
November	305	2,918
December	547	3,854
January	928	4,098
February	1,776	4,767
March	2,427	5,138
April	2,821	5,301
May	2,821	5,302
June	2,818	5,302

QUALITY

	Quantity	Base Number	Contract	AT	Region	England
% of FP17s for the same patient ID Re-attending within 3 months - Children	7	324	2.2%	9.8%	11.9%	12.3%
% of FP17s for the same patient ID Re-attending within 3 months - Adults	96	2,193	4.4%	15.9%	16.6%	16.7%
% of FP17s for the same patient ID Re-attending between 3 & 9 months - Children	126	324	38.9%	59.0%	60.2%	57.6%
% of FP17s for the same patient ID Re-attending between 3 & 9 months - Adults	848	2,193	38.7%	50.5%	51.5%	50.1%
% of FP17s for Band 1 Urgent Courses	77	2,438	3.2%	9.5%	9.5%	9.1%
% of FP17s Relating to Free Repair or Replacements	10	2,438	0.4%	0.6%	0.7%	0.8%
% of FP17s Relating to Continuations	6	2,438	0.2%	1.1%	1.2%	1.2%
% of Patients satisfied with the dentistry they have received	3	3	N/A	92.4%	93.1%	92.8%
% of Patients satisfied with the time they had to wait for an appointment	3	3	N/A	89.1%	88.8%	88.7%

* This is based on patients treated on this contract for their most recent course of treatment. Figures in italics indicate the base number of FP17s or Patient Questionnaire responses are less than 100. N/A is shown where the base number of responses is less than 10 during the period. % is calculated as Quantity/Base number*100

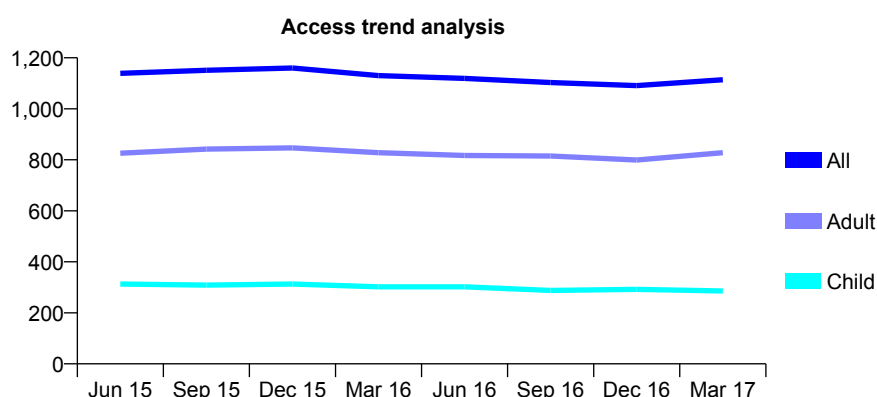
Q68 - Vital Signs At a Glance Contract Report for 616621/0001 - Year end March 2017

Name or company name	MR A ARVANDI ROODSARI
Contract type name	GDS Contract
Purpose of contract	General
Contract start date	01/10/2011
Contract end date	

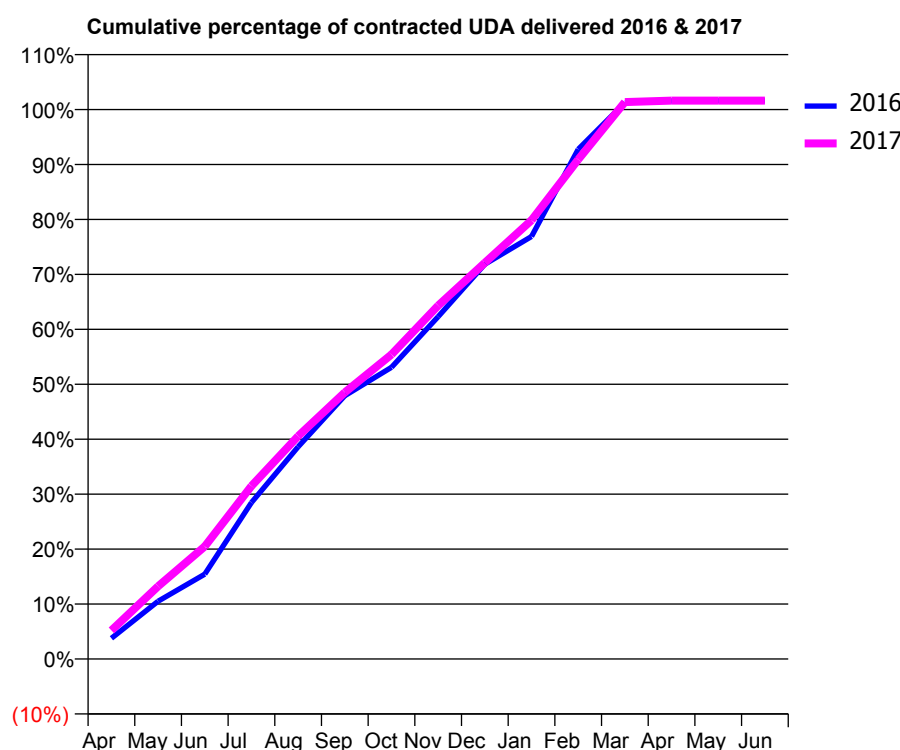
16/17 Contracted general activity (UDA)	2,737
Carry forward general activity (UDA)	-44
16/17 Contracted orthodontic activity (UOA)	0
Carry forward orthodontic activity (UOA)	0
Baseline contract value	£77,845.88

ACCESS*

Patients seen in 24 months	Total	Change since previous quarter
Quarter ending March 2016	1,130	
Quarter ending June 2016	1,119	→
Quarter ending September 2016	1,103	↓
Quarter ending December 2016	1,091	↓
Quarter ending March 2017	1,114	↑
Variance since March 2016	(1.4%)	↓



ACTIVITY



Adjusted Scheduled Activity (UDA)		
Month	2016	2017
April	103	143
May	288	362
June	423	561
July	779	862
August	1,057	1,110
September	1,311	1,328
October	1,453	1,517
November	1,705	1,761
December	1,966	1,974
January	2,104	2,185
February	2,539	2,488
March	2,772	2,774
April	2,780	2,781
May	2,781	2,781
June	2,781	2,781

QUALITY

	Quantity	Base Number	Contract	AT	Region	England
% of FP17s for the same patient ID Re-attending within 3 months - Children	29	522	5.6%	9.8%	11.9%	12.3%
% of FP17s for the same patient ID Re-attending within 3 months - Adults	83	1,133	7.3%	15.9%	16.6%	16.7%
% of FP17s for the same patient ID Re-attending between 3 & 9 months - Children	381	522	73.0%	59.0%	60.2%	57.6%
% of FP17s for the same patient ID Re-attending between 3 & 9 months - Adults	621	1,133	54.8%	50.5%	51.5%	50.1%
% of FP17s for Band 1 Urgent Courses	70	1,650	4.2%	9.5%	9.5%	9.1%
% of FP17s Relating to Free Repair or Replacements	1	1,650	0.1%	0.6%	0.7%	0.8%
% of FP17s Relating to Continuations	13	1,650	0.8%	1.1%	1.2%	1.2%
% of Patients satisfied with the dentistry they have received	4	4	N/A	92.4%	93.1%	92.8%
% of Patients satisfied with the time they had to wait for an appointment	4	4	N/A	89.1%	88.8%	88.7%

* This is based on patients treated on this contract for their most recent course of treatment. Figures in italics indicate the base number of FP17s or Patient Questionnaire responses are less than 100. N/A is shown where the base number of responses is less than 10 during the period. % is calculated as Quantity/Base number*100

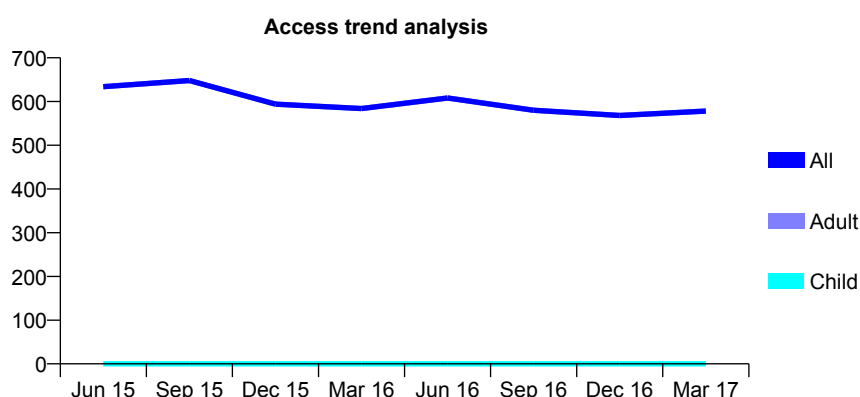
Q68 - Vital Signs At a Glance Contract Report for 616621/0002 - Year end March 2017

Name or company name	MR A ARVANDI ROODSARI
Contract type name	PDS Contract
Purpose of contract	General
Contract start date	01/10/2011
Contract end date	31/03/2017

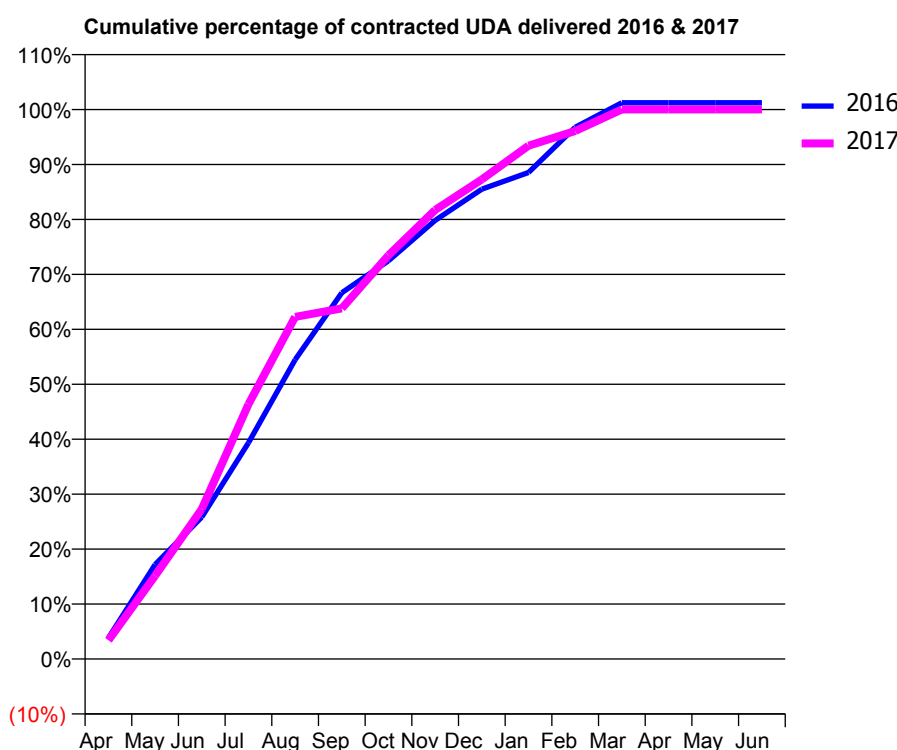
16/17 Contracted general activity (UDA)	1,000
Carry forward general activity (UDA)	-12
16/17 Contracted orthodontic activity (UOA)	0
Carry forward orthodontic activity (UOA)	0
Baseline contract value	£44,421.71

ACCESS*

Patients seen in 24 months	Total	Change since previous quarter
Quarter ending March 2016	584	
Quarter ending June 2016	608	↑
Quarter ending September 2016	580	↓
Quarter ending December 2016	568	↓
Quarter ending March 2017	578	→
Variance since March 2016	(1.0%)	↓



ACTIVITY



Adjusted Scheduled Activity (UDA)		
Month	2016	2017
April	38	34
May	172	152
June	258	273
July	393	464
August	545	623
September	666	638
October	725	735
November	798	817
December	855	873
January	885	934
February	968	961
March	1,012	1,000
April	1,012	1,000
May	1,012	1,000
June	1,012	1,000

QUALITY

	Quantity	Base Number	Contract	AT	Region	England
% of FP17s for the same patient ID Re-attending within 3 months - Children	0	0	N/A	9.8%	11.9%	12.3%
% of FP17s for the same patient ID Re-attending within 3 months - Adults	20	449	4.5%	15.9%	16.6%	16.7%
% of FP17s for the same patient ID Re-attending between 3 & 9 months - Children	0	0	N/A	59.0%	60.2%	57.6%
% of FP17s for the same patient ID Re-attending between 3 & 9 months - Adults	67	449	14.9%	50.5%	51.5%	50.1%
% of FP17s for Band 1 Urgent Courses	36	449	8.0%	9.5%	9.5%	9.1%
% of FP17s Relating to Free Repair or Replacements	0	449	0.0%	0.6%	0.7%	0.8%
% of FP17s Relating to Continuations	2	449	0.4%	1.1%	1.2%	1.2%
% of Patients satisfied with the dentistry they have received	1	2	N/A	92.4%	93.1%	92.8%
% of Patients satisfied with the time they had to wait for an appointment	1	2	N/A	89.1%	88.8%	88.7%

* This is based on patients treated on this contract for their most recent course of treatment. Figures in italics indicate the base number of FP17s or Patient Questionnaire responses are less than 100. N/A is shown where the base number of responses is less than 10 during the period. % is calculated as Quantity/Base number*100

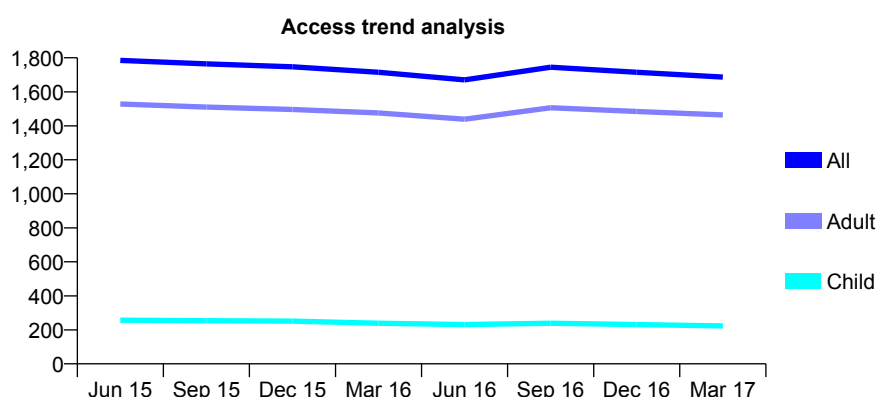
Q68 - Vital Signs At a Glance Contract Report for 622966/0003 - Year end March 2017

Name or company name	MR RD MCLEOD
Contract type name	GDS Contract
Purpose of contract	General
Contract start date	05/03/2012
Contract end date	

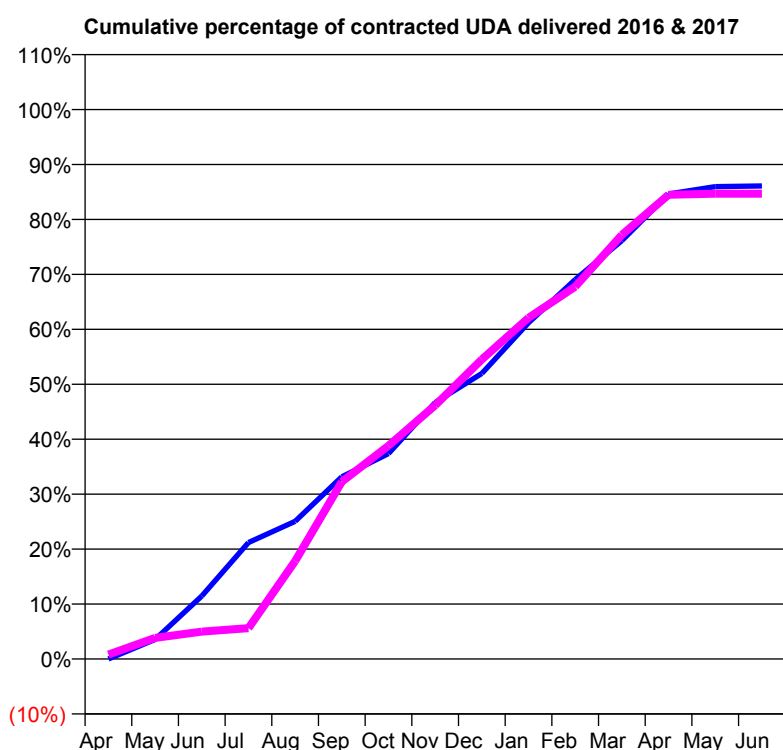
16/17 Contracted general activity (UDA)	5,766
Carry forward general activity (UDA)	0
16/17 Contracted orthodontic activity (UOA)	0
Carry forward orthodontic activity (UOA)	0
Baseline contract value	£145,655.54

ACCESS*

Patients seen in 24 months	Total	Change since previous quarter
Quarter ending March 2016	1,715	
Quarter ending June 2016	1,670	↓
Quarter ending September 2016	1,745	↑
Quarter ending December 2016	1,715	↓
Quarter ending March 2017	1,687	↓
Variance since March 2016	(1.6%)	↓



ACTIVITY



Adjusted Scheduled Activity (UDA)		
Month	2016	2017
April	0	46
May	205	221
June	661	287
July	1,222	324
August	1,445	1,028
September	1,912	1,861
October	2,155	2,238
November	2,691	2,662
December	2,996	3,143
January	3,529	3,580
February	3,982	3,908
March	4,391	4,451
April	4,879	4,871
May	4,957	4,883
June	4,963	4,883

QUALITY

	Quantity	Base Number	Contract	AT	Region	England
% of FP17s for the same patient ID Re-attending within 3 months - Children	24	296	8.1%	9.8%	11.9%	12.3%
% of FP17s for the same patient ID Re-attending within 3 months - Adults	360	2,136	16.9%	15.9%	16.6%	16.7%
% of FP17s for the same patient ID Re-attending between 3 & 9 months - Children	141	296	47.6%	59.0%	60.2%	57.6%
% of FP17s for the same patient ID Re-attending between 3 & 9 months - Adults	1,158	2,136	54.2%	50.5%	51.5%	50.1%
% of FP17s for Band 1 Urgent Courses	326	2,410	13.5%	9.5%	9.5%	9.1%
% of FP17s Relating to Free Repair or Replacements	19	2,410	0.8%	0.6%	0.7%	0.8%
% of FP17s Relating to Continuations	7	2,410	0.3%	1.1%	1.2%	1.2%
% of Patients satisfied with the dentistry they have received	5	5	N/A	92.4%	93.1%	92.8%
% of Patients satisfied with the time they had to wait for an appointment	3	5	N/A	89.1%	88.8%	88.7%

* This is based on patients treated on this contract for their most recent course of treatment. Figures in italics indicate the base number of FP17s or Patient Questionnaire responses are less than 100. N/A is shown where the base number of responses is less than 10 during the period. % is calculated as Quantity/Base number*100

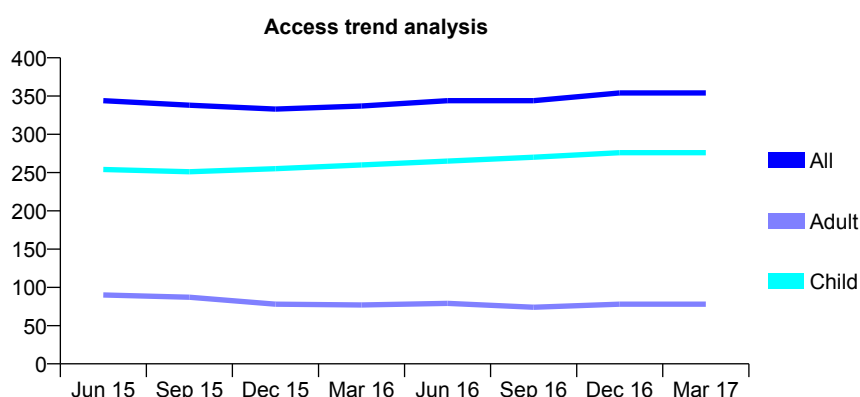
Q68 - Vital Signs At a Glance Contract Report for 629707/0001 - Year end March 2017

Name or company name	MR SP KNIGHTS
Contract type name	GDS Contract
Purpose of contract	General
Contract start date	01/04/2006
Contract end date	

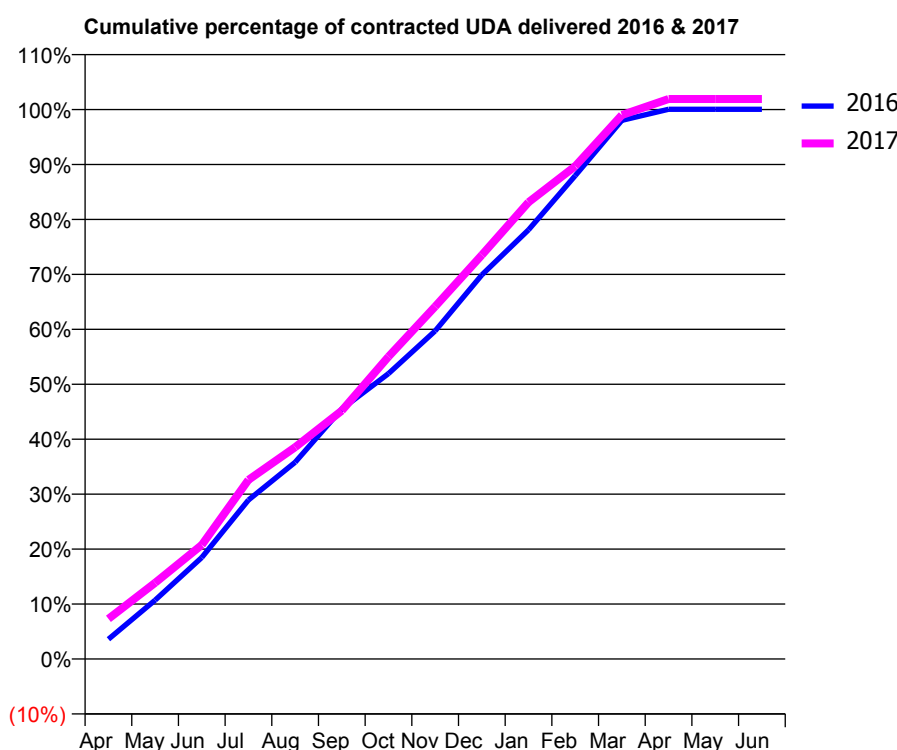
16/17 Contracted general activity (UDA)	1,140
Carry forward general activity (UDA)	0
16/17 Contracted orthodontic activity (UOA)	0
Carry forward orthodontic activity (UOA)	0
Baseline contract value	£37,688.18

ACCESS*

Patients seen in 24 months	Total	Change since previous quarter
Quarter ending March 2016	337	
Quarter ending June 2016	344	↑
Quarter ending September 2016	344	→
Quarter ending December 2016	354	↑
Quarter ending March 2017	354	→
Variance since March 2016	5.0%	↑



ACTIVITY



Month	Adjusted Scheduled Activity (UDA)	
	2016	2017
April	41	83
May	122	158
June	211	237
July	330	372
August	408	439
September	519	515
October	592	627
November	681	731
December	797	838
January	890	948
February	1,003	1,022
March	1,117	1,129
April	1,140	1,162
May	1,140	1,162
June	1,140	1,162

QUALITY

	Quantity	Base Number	Contract	AT	Region	England
% of FP17s for the same patient ID Re-attending within 3 months - Children	25	457	5.5%	9.8%	11.9%	12.3%
% of FP17s for the same patient ID Re-attending within 3 months - Adults	16	90	17.8%	15.9%	16.6%	16.7%
% of FP17s for the same patient ID Re-attending between 3 & 9 months - Children	337	457	73.7%	59.0%	60.2%	57.6%
% of FP17s for the same patient ID Re-attending between 3 & 9 months - Adults	53	90	58.9%	50.5%	51.5%	50.1%
% of FP17s for Band 1 Urgent Courses	39	553	7.1%	9.5%	9.5%	9.1%
% of FP17s Relating to Free Repair or Replacements	0	553	0.0%	0.6%	0.7%	0.8%
% of FP17s Relating to Continuations	0	553	0.0%	1.1%	1.2%	1.2%
% of Patients satisfied with the dentistry they have received	0	0	N/A	92.4%	93.1%	92.8%
% of Patients satisfied with the time they had to wait for an appointment	0	0	N/A	89.1%	88.8%	88.7%

* This is based on patients treated on this contract for their most recent course of treatment. Figures in italics indicate the base number of FP17s or Patient Questionnaire responses are less than 100. N/A is shown where the base number of responses is less than 10 during the period. % is calculated as Quantity/Base number*100

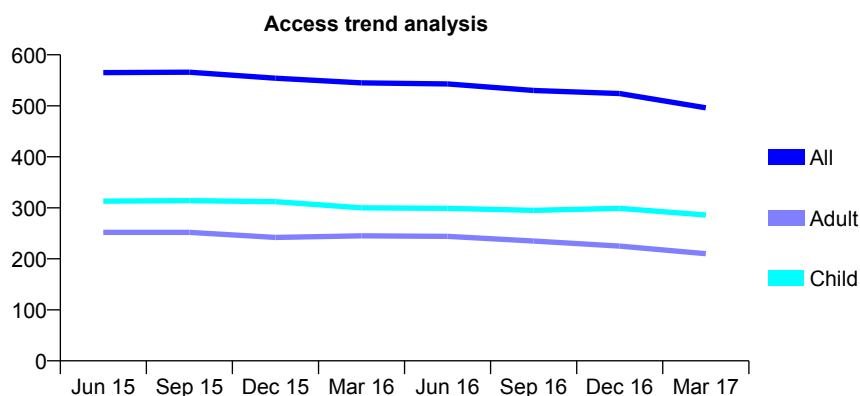
Q68 - Vital Signs At a Glance Contract Report for 629804/0001 - Year end March 2017

Name or company name	MR MS WRIGHT
Contract type name	GDS Contract
Purpose of contract	General
Contract start date	01/04/2006
Contract end date	

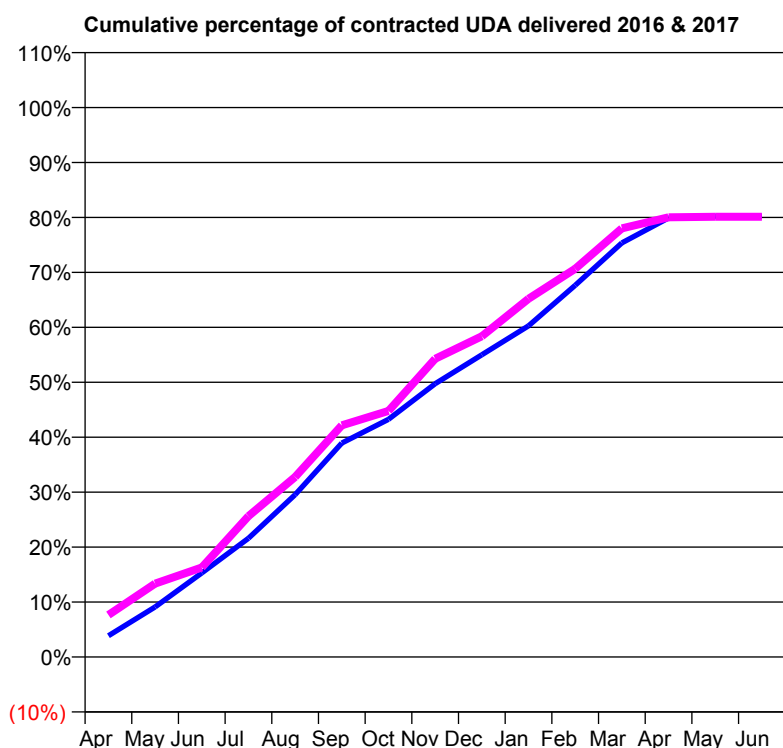
16/17 Contracted general activity (UDA)	1,300
Carry forward general activity (UDA)	0
16/17 Contracted orthodontic activity (UOA)	0
Carry forward orthodontic activity (UOA)	0
Baseline contract value	£32,856.57

ACCESS*

Patients seen in 24 months	Total	Change since previous quarter
Quarter ending March 2016	545	
Quarter ending June 2016	543	→
Quarter ending September 2016	530	↓
Quarter ending December 2016	524	↓
Quarter ending March 2017	496	↓
Variance since March 2016	(9.0%)	↓



ACTIVITY



Adjusted Scheduled Activity (UDA)		
Month	2016	2017
April	50	99
May	119	174
June	199	212
July	281	333
August	384	426
September	506	548
October	562	582
November	647	705
December	715	759
January	783	847
February	879	919
March	980	1,014
April	1,039	1,040
May	1,043	1,041
June	1,043	1,041

QUALITY

	Quantity	Base Number	Contract	AT	Region	England
% of FP17s for the same patient ID Re-attending within 3 months - Children	29	482	6.0%	9.8%	11.9%	12.3%
% of FP17s for the same patient ID Re-attending within 3 months - Adults	30	242	12.4%	15.9%	16.6%	16.7%
% of FP17s for the same patient ID Re-attending between 3 & 9 months - Children	332	482	68.9%	59.0%	60.2%	57.6%
% of FP17s for the same patient ID Re-attending between 3 & 9 months - Adults	120	242	49.6%	50.5%	51.5%	50.1%
% of FP17s for Band 1 Urgent Courses	27	697	3.9%	9.5%	9.5%	9.1%
% of FP17s Relating to Free Repair or Replacements	7	697	1.0%	0.6%	0.7%	0.8%
% of FP17s Relating to Continuations	0	697	0.0%	1.1%	1.2%	1.2%
% of Patients satisfied with the dentistry they have received	0	0	N/A	92.4%	93.1%	92.8%
% of Patients satisfied with the time they had to wait for an appointment	0	0	N/A	89.1%	88.8%	88.7%

* This is based on patients treated on this contract for their most recent course of treatment. Figures in italics indicate the base number of FP17s or Patient Questionnaire responses are less than 100. N/A is shown where the base number of responses is less than 10 during the period. % is calculated as Quantity/Base number*100

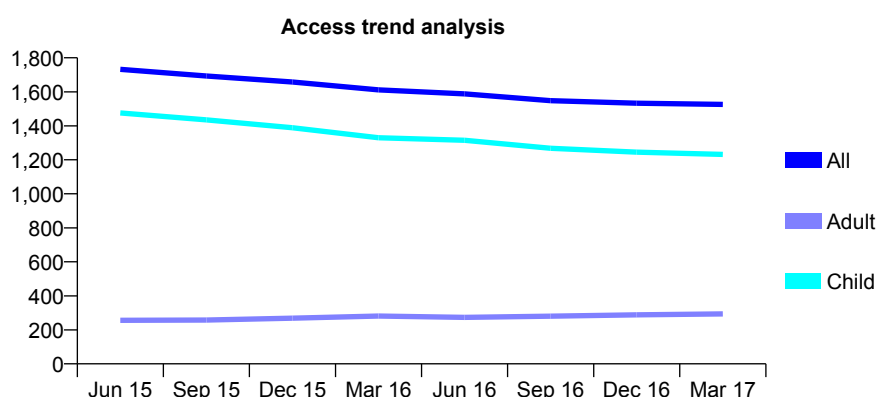
Q68 - Vital Signs At a Glance Contract Report for 630624/0001 - Year end March 2017

Name or company name	MR RP MILNE
Contract type name	GDS Contract
Purpose of contract	General
Contract start date	01/04/2006
Contract end date	

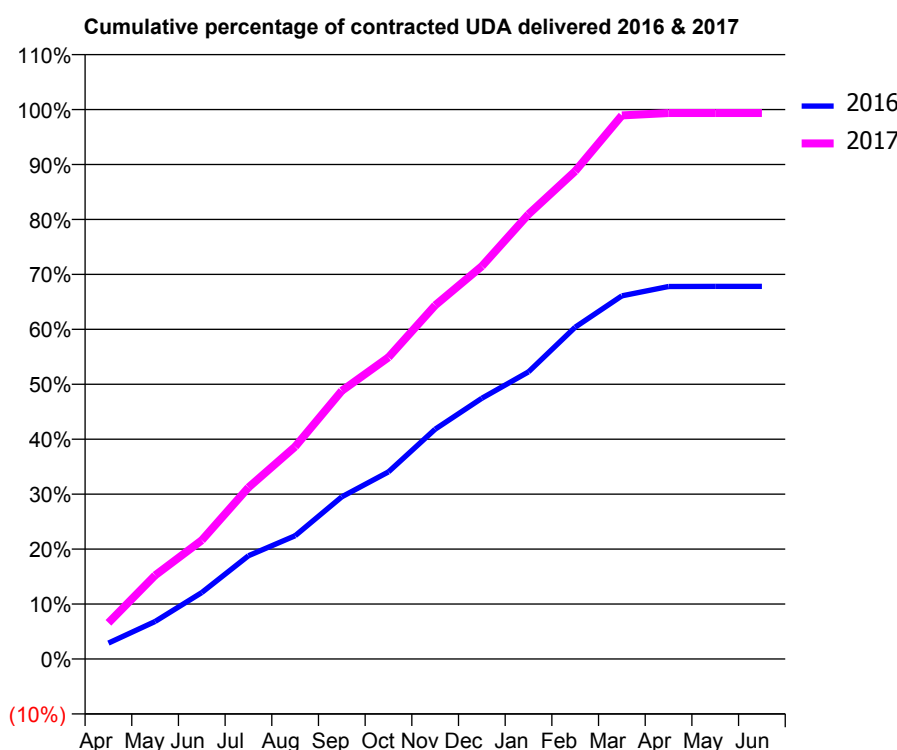
16/17 Contracted general activity (UDA)	2,700
Carry forward general activity (UDA)	25
16/17 Contracted orthodontic activity (UOA)	0
Carry forward orthodontic activity (UOA)	0
Baseline contract value	£67,031.70

ACCESS*

Patients seen in 24 months	Total	Change since previous quarter
Quarter ending March 2016	1,611	
Quarter ending June 2016	1,588	↓
Quarter ending September 2016	1,548	↓
Quarter ending December 2016	1,533	→
Quarter ending March 2017	1,526	→
Variance since March 2016	(5.3%)	↓



ACTIVITY



Adjusted Scheduled Activity (UDA)		
Month	2016	2017
April	114	178
May	270	411
June	477	583
July	741	843
August	885	1,043
September	1,165	1,318
October	1,343	1,482
November	1,650	1,738
December	1,872	1,930
January	2,062	2,185
February	2,383	2,397
March	2,607	2,671
April	2,674	2,683
May	2,675	2,683
June	2,675	2,683

QUALITY

	Quantity	Base Number	Contract	AT	Region	England
% of FP17s for the same patient ID Re-attending within 3 months - Children	97	1,997	4.9%	9.8%	11.9%	12.3%
% of FP17s for the same patient ID Re-attending within 3 months - Adults	11	201	5.5%	15.9%	16.6%	16.7%
% of FP17s for the same patient ID Re-attending between 3 & 9 months - Children	1,337	1,997	67.0%	59.0%	60.2%	57.6%
% of FP17s for the same patient ID Re-attending between 3 & 9 months - Adults	128	201	63.7%	50.5%	51.5%	50.1%
% of FP17s for Band 1 Urgent Courses	30	2,152	1.4%	9.5%	9.5%	9.1%
% of FP17s Relating to Free Repair or Replacements	0	2,152	0.0%	0.6%	0.7%	0.8%
% of FP17s Relating to Continuations	35	2,152	1.6%	1.1%	1.2%	1.2%
% of Patients satisfied with the dentistry they have received	2	2	N/A	92.4%	93.1%	92.8%
% of Patients satisfied with the time they had to wait for an appointment	2	2	N/A	89.1%	88.8%	88.7%

* This is based on patients treated on this contract for their most recent course of treatment. Figures in italics indicate the base number of FP17s or Patient Questionnaire responses are less than 100. N/A is shown where the base number of responses is less than 10 during the period. % is calculated as Quantity/Base number*100

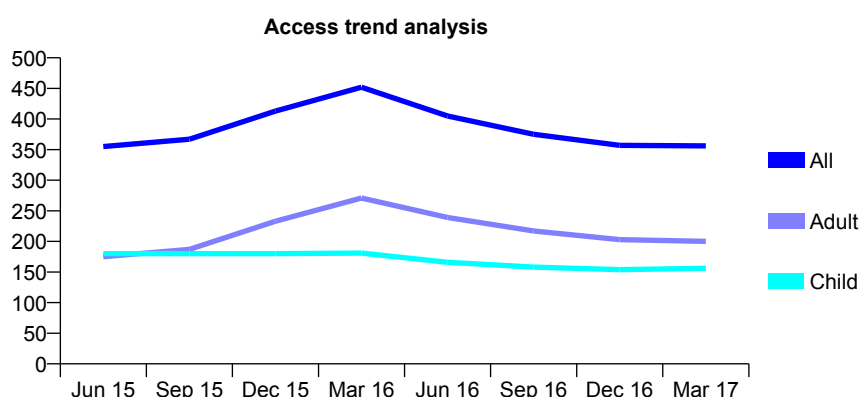
Q68 - Vital Signs At a Glance Contract Report for 634727/0001 - Year end March 2017

Name or company name	MR RC SCOTT
Contract type name	GDS Contract
Purpose of contract	General
Contract start date	01/04/2006
Contract end date	

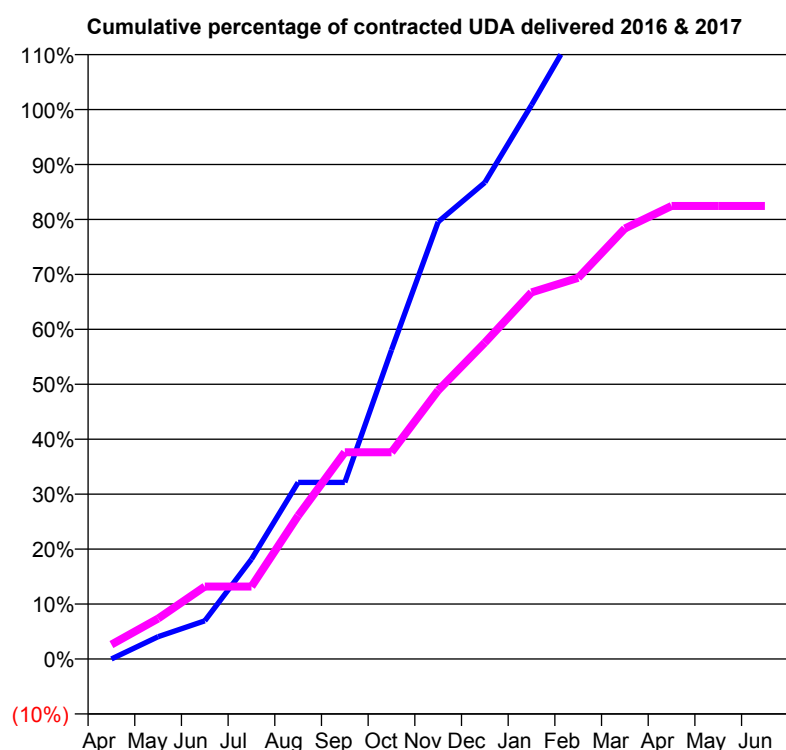
16/17 Contracted general activity (UDA)	911
Carry forward general activity (UDA)	-18
16/17 Contracted orthodontic activity (UOA)	0
Carry forward orthodontic activity (UOA)	0
Baseline contract value	£21,446.15

ACCESS*

Patients seen in 24 months	Total	Change since previous quarter
Quarter ending March 2016	452	
Quarter ending June 2016	405	↓
Quarter ending September 2016	375	↓
Quarter ending December 2016	357	↓
Quarter ending March 2017	356	→
Variance since March 2016	(21.2%)	↓



ACTIVITY



Adjusted Scheduled Activity (UDA)		
Month	2016	2017
April	0	24
May	37	67
June	63	120
July	165	120
August	293	238
September	293	343
October	512	343
November	725	445
December	790	524
January	918	608
February	1,052	632
March	1,229	714
April	1,289	751
May	1,289	751
June	1,289	751

QUALITY

	Quantity	Base Number	Contract	AT	Region	England
% of FP17s for the same patient ID Re-attending within 3 months - Children	4	217	1.8%	9.8%	11.9%	12.3%
% of FP17s for the same patient ID Re-attending within 3 months - Adults	13	222	5.9%	15.9%	16.6%	16.7%
% of FP17s for the same patient ID Re-attending between 3 & 9 months - Children	143	217	65.9%	59.0%	60.2%	57.6%
% of FP17s for the same patient ID Re-attending between 3 & 9 months - Adults	111	222	50.0%	50.5%	51.5%	50.1%
% of FP17s for Band 1 Urgent Courses	20	432	4.6%	9.5%	9.5%	9.1%
% of FP17s Relating to Free Repair or Replacements	0	432	0.0%	0.6%	0.7%	0.8%
% of FP17s Relating to Continuations	7	432	1.6%	1.1%	1.2%	1.2%
% of Patients satisfied with the dentistry they have received	0	0	N/A	92.4%	93.1%	92.8%
% of Patients satisfied with the time they had to wait for an appointment	0	0	N/A	89.1%	88.8%	88.7%

* This is based on patients treated on this contract for their most recent course of treatment. Figures in italics indicate the base number of FP17s or Patient Questionnaire responses are less than 100. N/A is shown where the base number of responses is less than 10 during the period. % is calculated as Quantity/Base number*100

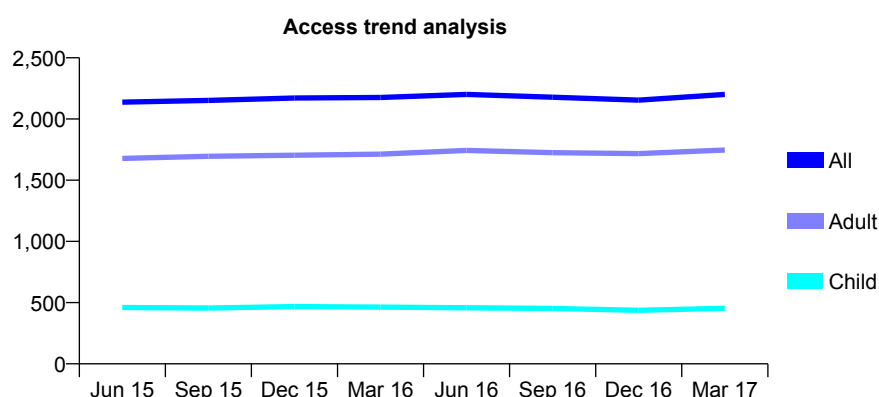
Q68 - Vital Signs At a Glance Contract Report for 635391/0001 - Year end March 2017

Name or company name	MR DM GUTTERY
Contract type name	GDS Contract
Purpose of contract	General
Contract start date	01/04/2006
Contract end date	

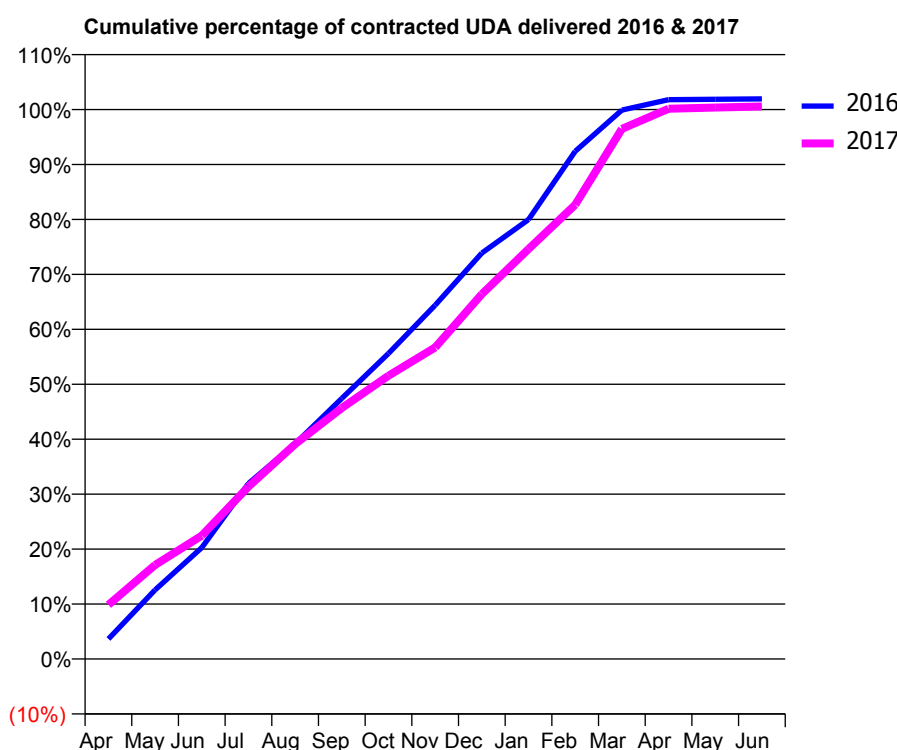
16/17 Contracted general activity (UDA)	6,185
Carry forward general activity (UDA)	-120
16/17 Contracted orthodontic activity (UOA)	0
Carry forward orthodontic activity (UOA)	0
Baseline contract value	£179,284.83

ACCESS*

Patients seen in 24 months	Total	Change since previous quarter
Quarter ending March 2016	2,176	
Quarter ending June 2016	2,201	→
Quarter ending September 2016	2,178	↓
Quarter ending December 2016	2,154	↓
Quarter ending March 2017	2,201	↑
Variance since March 2016	1.1%	→



ACTIVITY



Adjusted Scheduled Activity (UDA)		
Month	2016	2017
April	226	609
May	778	1,059
June	1,255	1,389
July	1,976	1,940
August	2,423	2,418
September	2,933	2,826
October	3,439	3,188
November	3,983	3,507
December	4,570	4,108
January	4,946	4,614
February	5,714	5,112
March	6,178	5,967
April	6,295	6,193
May	6,300	6,206
June	6,305	6,218

QUALITY

	Quantity	Base Number	Contract	AT	Region	England
% of FP17s for the same patient ID Re-attending within 3 months - Children	48	656	7.3%	9.8%	11.9%	12.3%
% of FP17s for the same patient ID Re-attending within 3 months - Adults	491	2,602	18.9%	15.9%	16.6%	16.7%
% of FP17s for the same patient ID Re-attending between 3 & 9 months - Children	350	656	53.4%	59.0%	60.2%	57.6%
% of FP17s for the same patient ID Re-attending between 3 & 9 months - Adults	1,382	2,602	53.1%	50.5%	51.5%	50.1%
% of FP17s for Band 1 Urgent Courses	262	3,285	8.0%	9.5%	9.5%	9.1%
% of FP17s Relating to Free Repair or Replacements	34	3,285	1.0%	0.6%	0.7%	0.8%
% of FP17s Relating to Continuations	96	3,285	2.9%	1.1%	1.2%	1.2%
% of Patients satisfied with the dentistry they have received	7	7	N/A	92.4%	93.1%	92.8%
% of Patients satisfied with the time they had to wait for an appointment	5	7	N/A	89.1%	88.8%	88.7%

* This is based on patients treated on this contract for their most recent course of treatment. Figures in italics indicate the base number of FP17s or Patient Questionnaire responses are less than 100. N/A is shown where the base number of responses is less than 10 during the period. % is calculated as Quantity/Base number*100

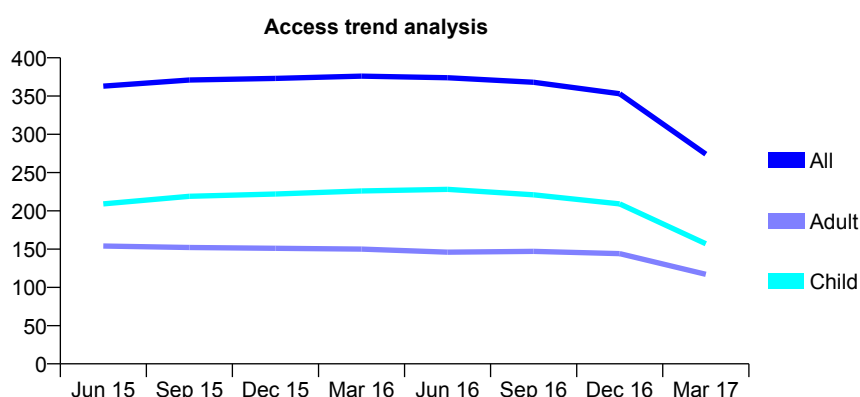
Q68 - Vital Signs At a Glance Contract Report for 636290/0001 - Year end March 2017

Name or company name	Steyning Avenue Dental Practice
Contract type name	GDS Contract
Purpose of contract	General
Contract start date	01/04/2006
Contract end date	

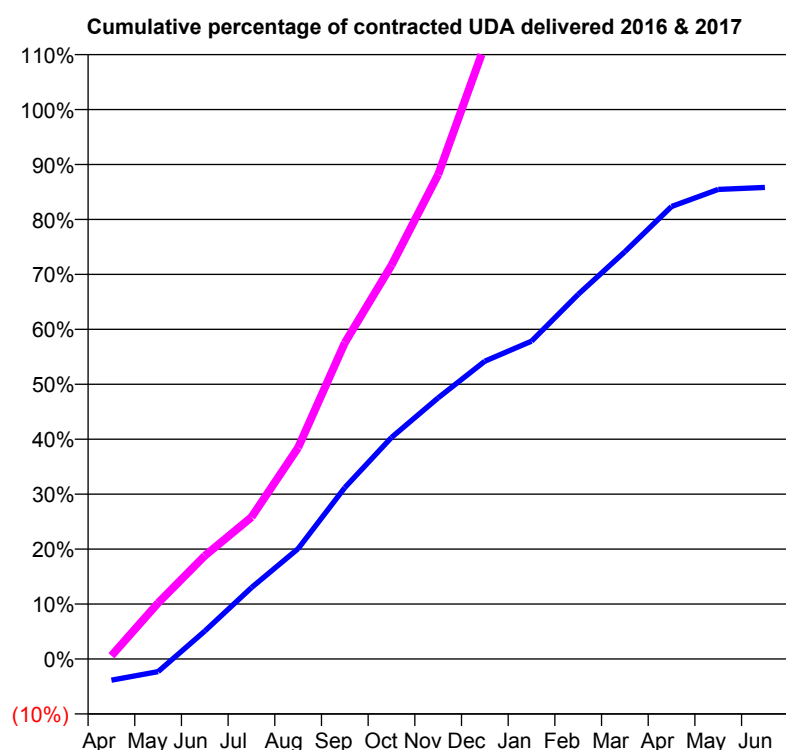
16/17 Contracted general activity (UDA)	500
Carry forward general activity (UDA)	0
16/17 Contracted orthodontic activity (UOA)	0
Carry forward orthodontic activity (UOA)	0
Baseline contract value	£11,177.26

ACCESS*

Patients seen in 24 months	Total	Change since previous quarter
Quarter ending March 2016	376	
Quarter ending June 2016	374	→
Quarter ending September 2016	368	↓
Quarter ending December 2016	353	↓
Quarter ending March 2017	274	↓
Variance since March 2016	(27.1%)	↓



ACTIVITY



Adjusted Scheduled Activity (UDA)		
Month	2016	2017
April	-33	3
May	-20	51
June	43	94
July	110	129
August	171	192
September	265	288
October	343	358
November	404	441
December	461	558
January	492	558
February	564	558
March	630	558
April	700	561
May	726	562
June	729	563

QUALITY

	Quantity	Base Number	Contract	AT	Region	England
% of FP17s for the same patient ID Re-attending within 3 months - Children	4	187	2.1%	9.8%	11.9%	12.3%
% of FP17s for the same patient ID Re-attending within 3 months - Adults	18	125	14.4%	15.9%	16.6%	16.7%
% of FP17s for the same patient ID Re-attending between 3 & 9 months - Children	89	187	47.6%	59.0%	60.2%	57.6%
% of FP17s for the same patient ID Re-attending between 3 & 9 months - Adults	48	125	38.4%	50.5%	51.5%	50.1%
% of FP17s for Band 1 Urgent Courses	16	237	6.8%	9.5%	9.5%	9.1%
% of FP17s Relating to Free Repair or Replacements	0	237	0.0%	0.6%	0.7%	0.8%
% of FP17s Relating to Continuations	0	237	0.0%	1.1%	1.2%	1.2%
% of Patients satisfied with the dentistry they have received	0	0	N/A	92.4%	93.1%	92.8%
% of Patients satisfied with the time they had to wait for an appointment	0	0	N/A	89.1%	88.8%	88.7%

* This is based on patients treated on this contract for their most recent course of treatment. Figures in italics indicate the base number of FP17s or Patient Questionnaire responses are less than 100. N/A is shown where the base number of responses is less than 10 during the period. % is calculated as Quantity/Base number*100

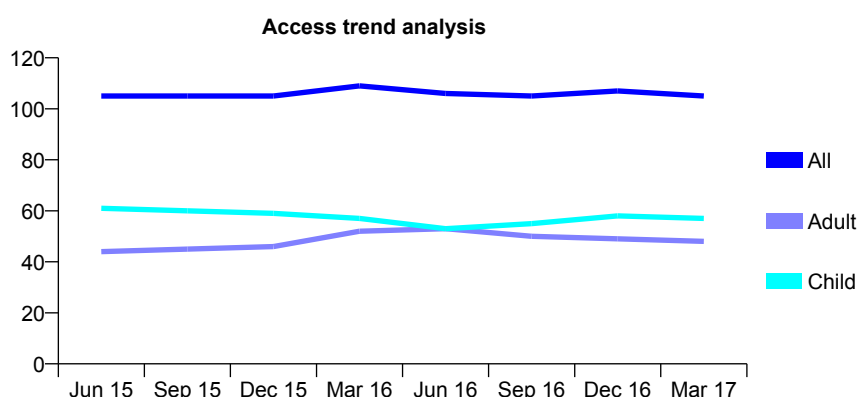
Q68 - Vital Signs At a Glance Contract Report for 638730/0001 - Year end March 2017

Name or company name	MR DA RHODEN
Contract type name	GDS Contract
Purpose of contract	General
Contract start date	01/04/2006
Contract end date	

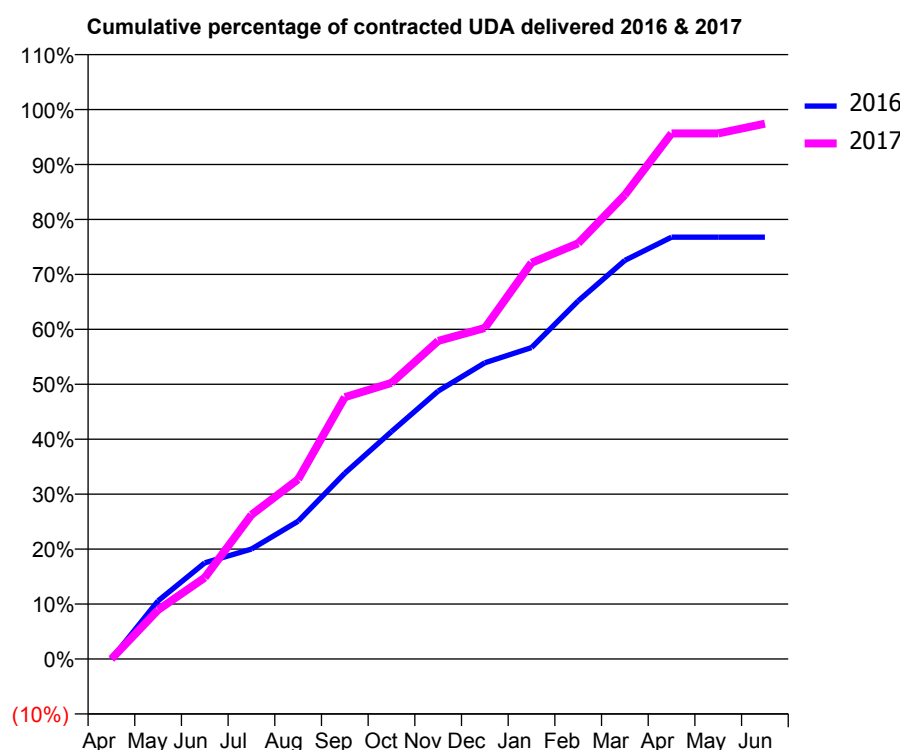
16/17 Contracted general activity (UDA)	170
Carry forward general activity (UDA)	0
16/17 Contracted orthodontic activity (UOA)	0
Carry forward orthodontic activity (UOA)	0
Baseline contract value	£3,861.75

ACCESS*

Patients seen in 24 months	Total	Change since previous quarter
Quarter ending March 2016	109	
Quarter ending June 2016	106	↓
Quarter ending September 2016	105	→
Quarter ending December 2016	107	→
Quarter ending March 2017	105	↓
Variance since March 2016	(3.7%)	↓



ACTIVITY



Month	Adjusted Scheduled Activity (UDA)	
	2016	2017
April	0	0
May	23	15
June	38	25
July	43	45
August	54	56
September	73	81
October	90	85
November	106	98
December	117	102
January	123	123
February	141	129
March	157	144
April	167	163
May	167	163
June	167	166

QUALITY

	Quantity	Base Number	Contract	AT	Region	England
% of FP17s for the same patient ID Re-attending within 3 months - Children	4	72	5.6%	9.8%	11.9%	12.3%
% of FP17s for the same patient ID Re-attending within 3 months - Adults	4	45	8.9%	15.9%	16.6%	16.7%
% of FP17s for the same patient ID Re-attending between 3 & 9 months - Children	27	72	37.5%	59.0%	60.2%	57.6%
% of FP17s for the same patient ID Re-attending between 3 & 9 months - Adults	23	45	51.1%	50.5%	51.5%	50.1%
% of FP17s for Band 1 Urgent Courses	8	123	6.5%	9.5%	9.5%	9.1%
% of FP17s Relating to Free Repair or Replacements	0	123	0.0%	0.6%	0.7%	0.8%
% of FP17s Relating to Continuations	0	123	0.0%	1.1%	1.2%	1.2%
% of Patients satisfied with the dentistry they have received	0	0	N/A	92.4%	93.1%	92.8%
% of Patients satisfied with the time they had to wait for an appointment	0	0	N/A	89.1%	88.8%	88.7%

* This is based on patients treated on this contract for their most recent course of treatment. Figures in italics indicate the base number of FP17s or Patient Questionnaire responses are less than 100. N/A is shown where the base number of responses is less than 10 during the period. % is calculated as Quantity/Base number*100

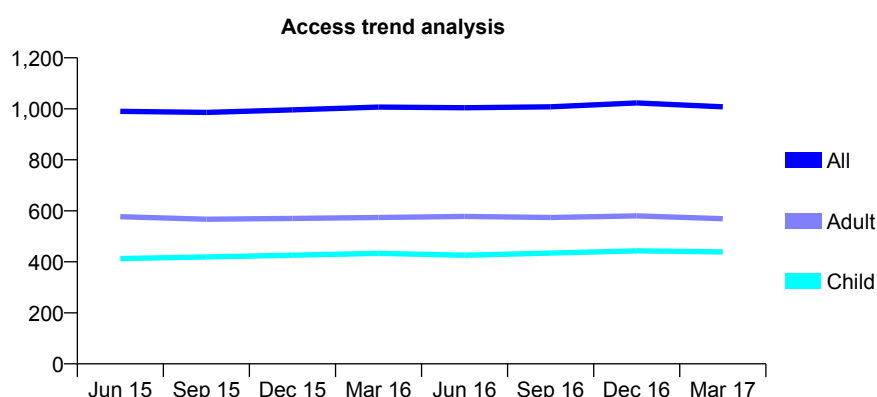
Q68 - Vital Signs At a Glance Contract Report for 643440/0001 - Year end March 2017

Name or company name	MR KA GOWER
Contract type name	GDS Contract
Purpose of contract	General
Contract start date	01/04/2006
Contract end date	

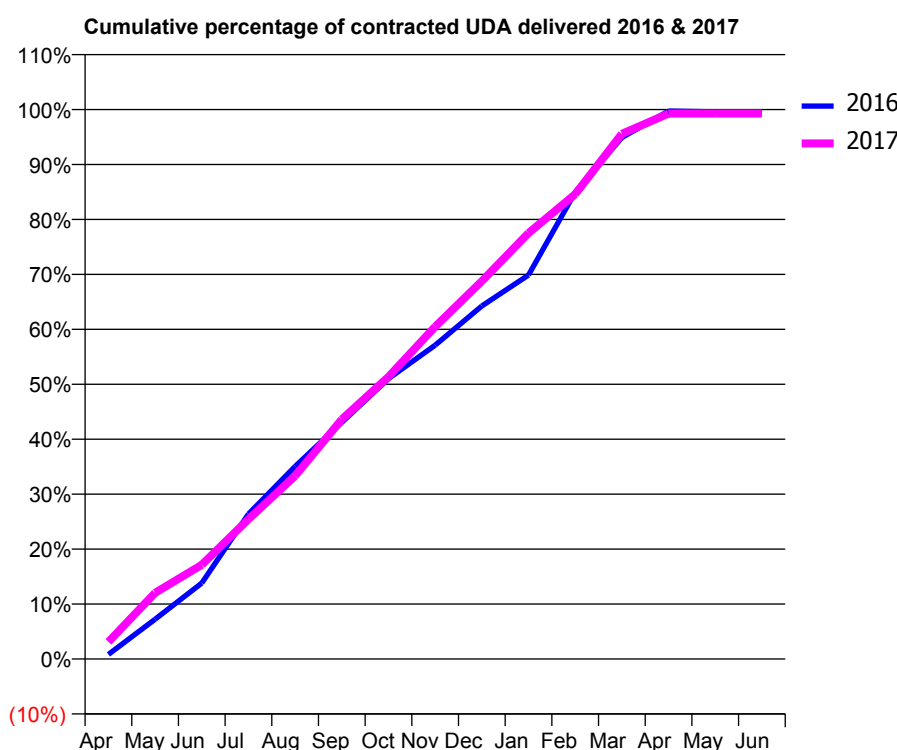
16/17 Contracted general activity (UDA)	2,240
Carry forward general activity (UDA)	9
16/17 Contracted orthodontic activity (UOA)	0
Carry forward orthodontic activity (UOA)	0
Baseline contract value	£49,785.52

ACCESS*

Patients seen in 24 months	Total	Change since previous quarter
Quarter ending March 2016	1,007	
Quarter ending June 2016	1,004	→
Quarter ending September 2016	1,008	→
Quarter ending December 2016	1,023	→
Quarter ending March 2017	1,008	↓
Variance since March 2016	0.1%	→



ACTIVITY



Month	Adjusted Scheduled Activity (UDA)	
	2016	2017
April	19	70
May	162	270
June	309	384
July	591	570
August	785	746
September	964	977
October	1,143	1,151
November	1,279	1,355
December	1,439	1,540
January	1,565	1,736
February	1,903	1,895
March	2,126	2,141
April	2,234	2,223
May	2,231	2,223
June	2,231	2,223

QUALITY

	Quantity	Base Number	Contract	AT	Region	England
% of FP17s for the same patient ID Re-attending within 3 months - Children	60	701	8.6%	9.8%	11.9%	12.3%
% of FP17s for the same patient ID Re-attending within 3 months - Adults	85	757	11.2%	15.9%	16.6%	16.7%
% of FP17s for the same patient ID Re-attending between 3 & 9 months - Children	467	701	66.6%	59.0%	60.2%	57.6%
% of FP17s for the same patient ID Re-attending between 3 & 9 months - Adults	420	757	55.5%	50.5%	51.5%	50.1%
% of FP17s for Band 1 Urgent Courses	102	1,452	7.0%	9.5%	9.5%	9.1%
% of FP17s Relating to Free Repair or Replacements	1	1,452	0.1%	0.6%	0.7%	0.8%
% of FP17s Relating to Continuations	4	1,452	0.3%	1.1%	1.2%	1.2%
% of Patients satisfied with the dentistry they have received	3	3	N/A	92.4%	93.1%	92.8%
% of Patients satisfied with the time they had to wait for an appointment	3	3	N/A	89.1%	88.8%	88.7%

* This is based on patients treated on this contract for their most recent course of treatment. Figures in italics indicate the base number of FP17s or Patient Questionnaire responses are less than 100. N/A is shown where the base number of responses is less than 10 during the period. % is calculated as Quantity/Base number*100

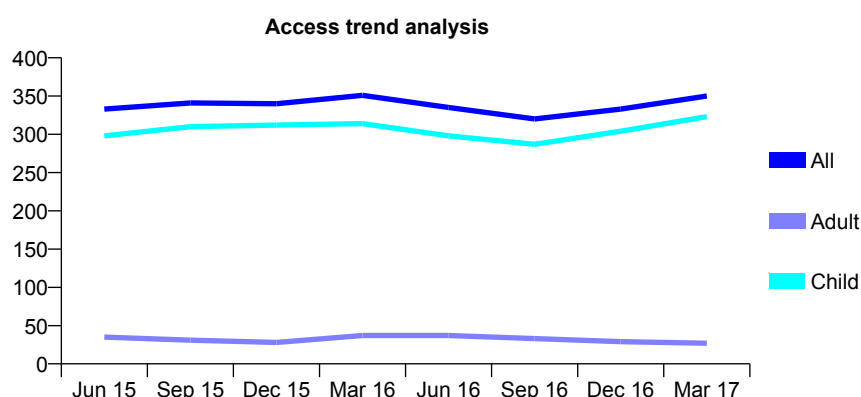
Q68 - Vital Signs At a Glance Contract Report for 644951/0001 - Year end March 2017

Name or company name	MR NJ JULLIEN
Contract type name	GDS Contract
Purpose of contract	General
Contract start date	01/04/2006
Contract end date	

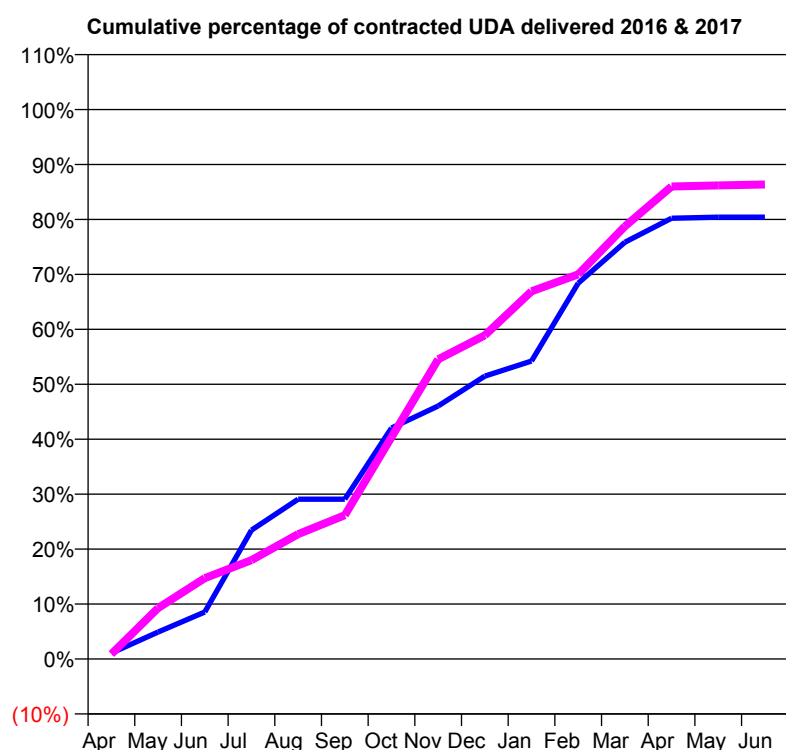
16/17 Contracted general activity (UDA)	550
Carry forward general activity (UDA)	0
16/17 Contracted orthodontic activity (UOA)	0
Carry forward orthodontic activity (UOA)	0
Baseline contract value	£12,224.13

ACCESS*

Patients seen in 24 months	Total	Change since previous quarter
Quarter ending March 2016	351	
Quarter ending June 2016	335	↓
Quarter ending September 2016	320	↓
Quarter ending December 2016	333	↑
Quarter ending March 2017	350	↑
Variance since March 2016	(0.3%)	→



ACTIVITY



Adjusted Scheduled Activity (UDA)		
Month	2016	2017
April	6	5
May	27	51
June	47	81
July	129	99
August	160	125
September	160	144
October	231	222
November	253	300
December	283	324
January	298	368
February	376	385
March	417	433
April	441	473
May	442	474
June	442	475

QUALITY

	Quantity	Base Number	Contract	AT	Region	England
% of FP17s for the same patient ID Re-attending within 3 months - Children	6	364	1.6%	9.8%	11.9%	12.3%
% of FP17s for the same patient ID Re-attending within 3 months - Adults	0	3	0.0%	15.9%	16.6%	16.7%
% of FP17s for the same patient ID Re-attending between 3 & 9 months - Children	163	364	44.8%	59.0%	60.2%	57.6%
% of FP17s for the same patient ID Re-attending between 3 & 9 months - Adults	1	3	33.3%	50.5%	51.5%	50.1%
% of FP17s for Band 1 Urgent Courses	0	369	0.0%	9.5%	9.5%	9.1%
% of FP17s Relating to Free Repair or Replacements	0	369	0.0%	0.6%	0.7%	0.8%
% of FP17s Relating to Continuations	0	369	0.0%	1.1%	1.2%	1.2%
% of Patients satisfied with the dentistry they have received	0	0	N/A	92.4%	93.1%	92.8%
% of Patients satisfied with the time they had to wait for an appointment	0	0	N/A	89.1%	88.8%	88.7%

* This is based on patients treated on this contract for their most recent course of treatment. Figures in italics indicate the base number of FP17s or Patient Questionnaire responses are less than 100. N/A is shown where the base number of responses is less than 10 during the period. % is calculated as Quantity/Base number*100

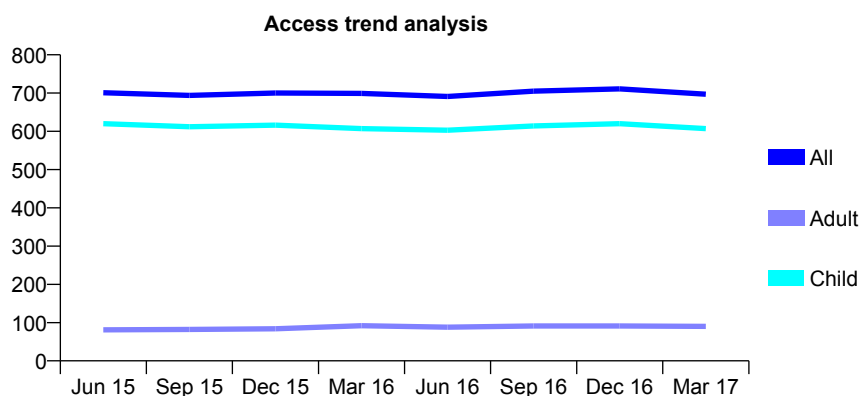
Q68 - Vital Signs At a Glance Contract Report for 649473/0001 - Year end March 2017

Name or company name	MR AB DAVIDSON
Contract type name	GDS Contract
Purpose of contract	General
Contract start date	01/04/2006
Contract end date	

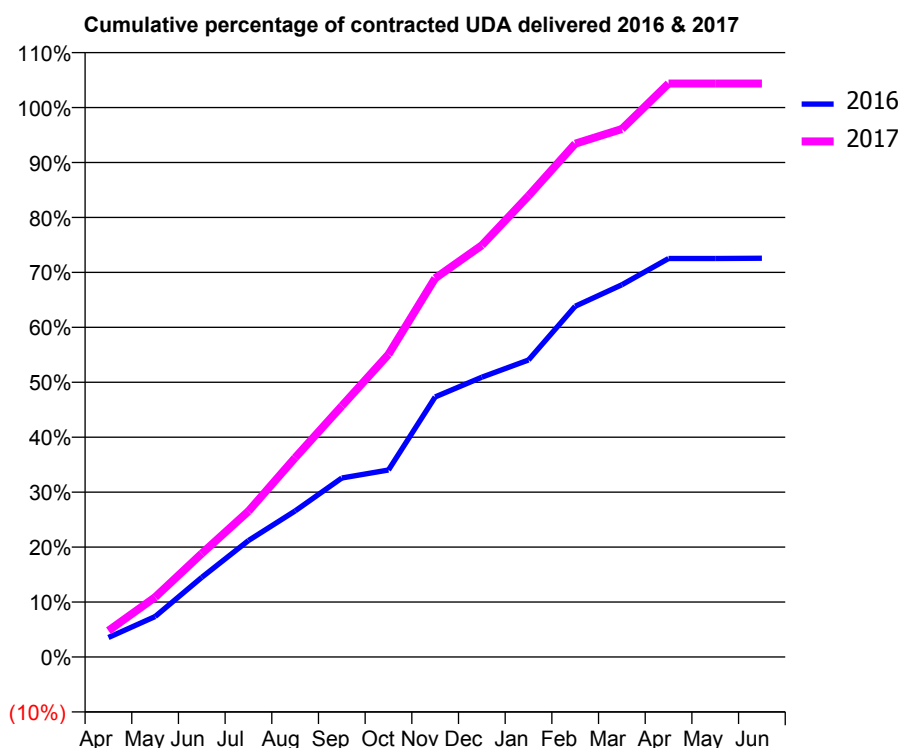
16/17 Contracted general activity (UDA)	1,200
Carry forward general activity (UDA)	39
16/17 Contracted orthodontic activity (UOA)	0
Carry forward orthodontic activity (UOA)	0
Baseline contract value	£30,183.61

ACCESS*

Patients seen in 24 months	Total	Change since previous quarter
Quarter ending March 2016	699	
Quarter ending June 2016	691	↓
Quarter ending September 2016	705	↑
Quarter ending December 2016	711	→
Quarter ending March 2017	697	↓
Variance since March 2016	(0.3%)	→



ACTIVITY



Adjusted Scheduled Activity (UDA)		
Month	2016	2017
April	57	57
May	118	131
June	232	226
July	339	318
August	425	435
September	521	548
October	544	661
November	757	827
December	815	899
January	865	1,007
February	1,021	1,121
March	1,084	1,153
April	1,160	1,252
May	1,160	1,252
June	1,161	1,252

QUALITY

	Quantity	Base Number	Contract	AT	Region	England
% of FP17s for the same patient ID Re-attending within 3 months - Children	52	874	5.9%	9.8%	11.9%	12.3%
% of FP17s for the same patient ID Re-attending within 3 months - Adults	3	14	21.4%	15.9%	16.6%	16.7%
% of FP17s for the same patient ID Re-attending between 3 & 9 months - Children	502	874	57.4%	59.0%	60.2%	57.6%
% of FP17s for the same patient ID Re-attending between 3 & 9 months - Adults	5	14	35.7%	50.5%	51.5%	50.1%
% of FP17s for Band 1 Urgent Courses	31	912	3.4%	9.5%	9.5%	9.1%
% of FP17s Relating to Free Repair or Replacements	0	912	0.0%	0.6%	0.7%	0.8%
% of FP17s Relating to Continuations	0	912	0.0%	1.1%	1.2%	1.2%
% of Patients satisfied with the dentistry they have received	0	0	N/A	92.4%	93.1%	92.8%
% of Patients satisfied with the time they had to wait for an appointment	0	0	N/A	89.1%	88.8%	88.7%

* This is based on patients treated on this contract for their most recent course of treatment. Figures in italics indicate the base number of FP17s or Patient Questionnaire responses are less than 100. N/A is shown where the base number of responses is less than 10 during the period. % is calculated as Quantity/Base number*100

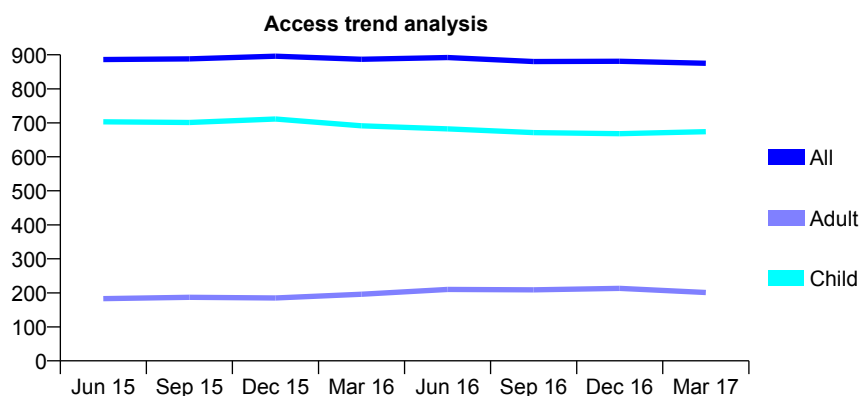
Q68 - Vital Signs At a Glance Contract Report for 649848/0001 - Year end March 2017

Name or company name	MR MJ ANNALS
Contract type name	GDS Contract
Purpose of contract	General
Contract start date	01/04/2006
Contract end date	

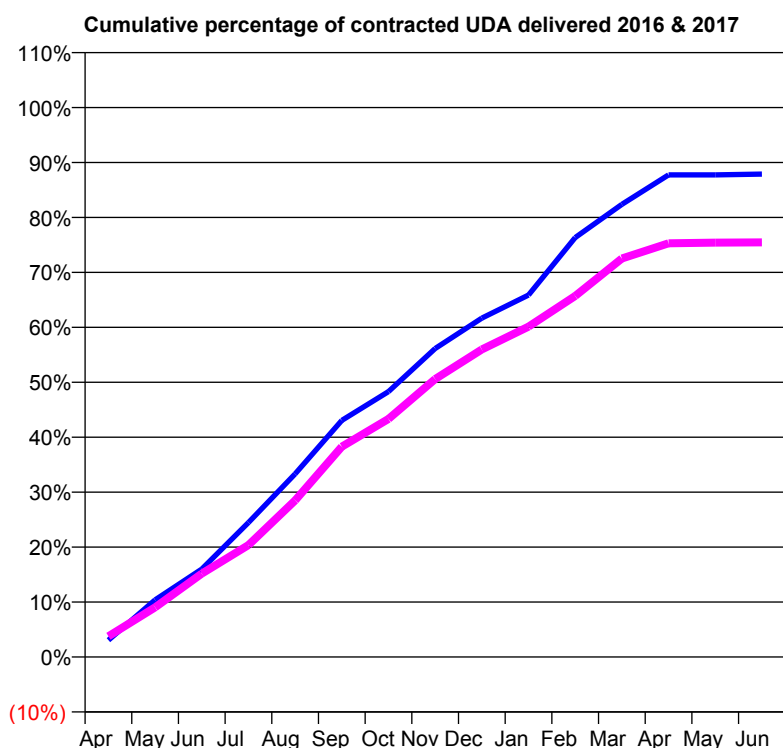
16/17 Contracted general activity (UDA)	2,100
Carry forward general activity (UDA)	0
16/17 Contracted orthodontic activity (UOA)	0
Carry forward orthodontic activity (UOA)	0
Baseline contract value	£50,915.13

ACCESS*

Patients seen in 24 months	Total	Change since previous quarter
Quarter ending March 2016	887	
Quarter ending June 2016	892	→
Quarter ending September 2016	880	↓
Quarter ending December 2016	881	→
Quarter ending March 2017	875	→
Variance since March 2016	(1.4%)	↓



ACTIVITY



Adjusted Scheduled Activity (UDA)		
Month	2016	2017
April	64	79
May	218	190
June	336	319
July	514	428
August	700	599
September	904	804
October	1,014	910
November	1,179	1,062
December	1,295	1,175
January	1,383	1,263
February	1,603	1,380
March	1,730	1,523
April	1,842	1,581
May	1,842	1,584
June	1,845	1,585

QUALITY

	Quantity	Base Number	Contract	AT	Region	England
% of FP17s for the same patient ID Re-attending within 3 months - Children	39	1,108	3.5%	9.8%	11.9%	12.3%
% of FP17s for the same patient ID Re-attending within 3 months - Adults	5	152	3.3%	15.9%	16.6%	16.7%
% of FP17s for the same patient ID Re-attending between 3 & 9 months - Children	840	1,108	75.8%	59.0%	60.2%	57.6%
% of FP17s for the same patient ID Re-attending between 3 & 9 months - Adults	111	152	73.0%	50.5%	51.5%	50.1%
% of FP17s for Band 1 Urgent Courses	14	1,211	1.2%	9.5%	9.5%	9.1%
% of FP17s Relating to Free Repair or Replacements	0	1,211	0.0%	0.6%	0.7%	0.8%
% of FP17s Relating to Continuations	0	1,211	0.0%	1.1%	1.2%	1.2%
% of Patients satisfied with the dentistry they have received	1	1	N/A	92.4%	93.1%	92.8%
% of Patients satisfied with the time they had to wait for an appointment	1	1	N/A	89.1%	88.8%	88.7%

* This is based on patients treated on this contract for their most recent course of treatment. Figures in italics indicate the base number of FP17s or Patient Questionnaire responses are less than 100. N/A is shown where the base number of responses is less than 10 during the period. % is calculated as Quantity/Base number*100

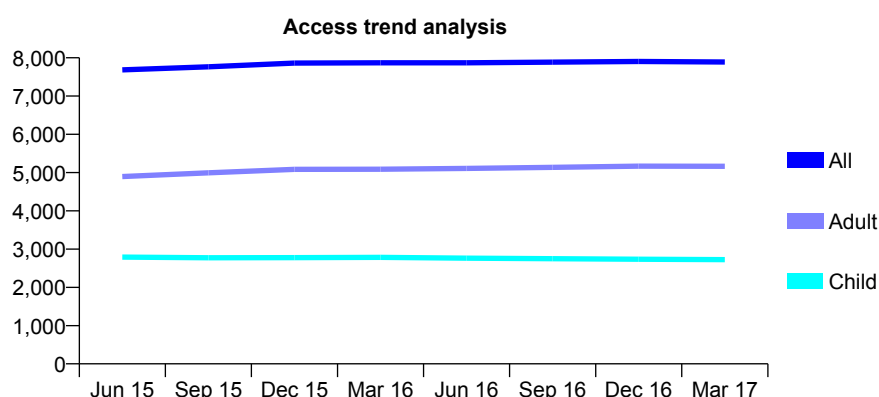
Q68 - Vital Signs At a Glance Contract Report for 653381/0001 - Year end March 2017

Name or company name	MR SG QUELCH
Contract type name	GDS Contract
Purpose of contract	General
Contract start date	01/04/2006
Contract end date	

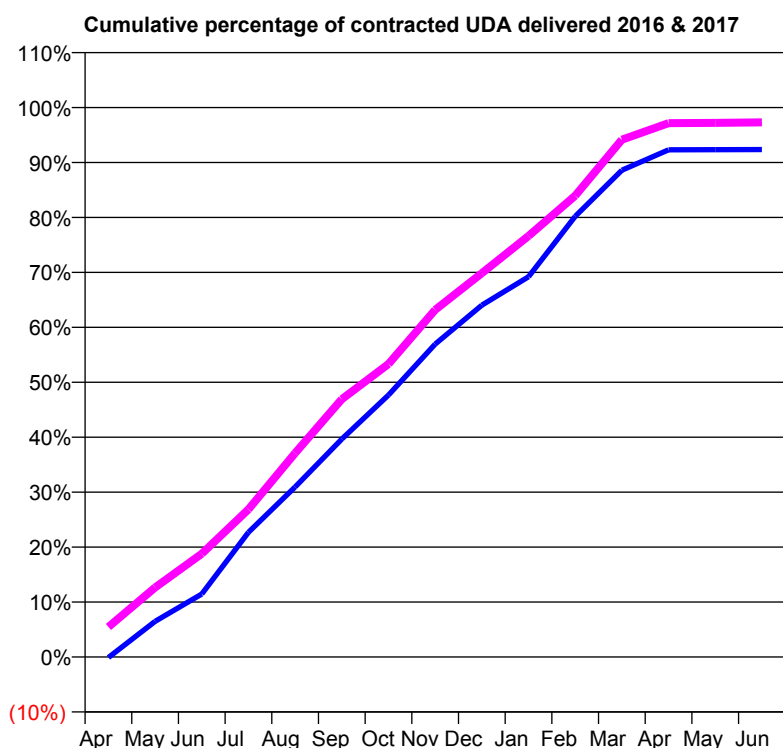
16/17 Contracted general activity (UDA)	17,527
Carry forward general activity (UDA)	0
16/17 Contracted orthodontic activity (UOA)	0
Carry forward orthodontic activity (UOA)	0
Baseline contract value	£543,172.04

ACCESS*

Patients seen in 24 months	Total	Change since previous quarter
Quarter ending March 2016	7,869	
Quarter ending June 2016	7,871	→
Quarter ending September 2016	7,886	→
Quarter ending December 2016	7,904	→
Quarter ending March 2017	7,890	→
Variance since March 2016	0.3%	→



ACTIVITY



Adjusted Scheduled Activity (UDA)		
Month	2016	2017
April	-18	960
May	1,140	2,217
June	2,010	3,296
July	3,981	4,710
August	5,426	6,505
September	6,953	8,222
October	8,357	9,348
November	9,979	11,075
December	11,224	12,242
January	12,130	13,429
February	14,055	14,715
March	15,527	16,501
April	16,179	17,028
May	16,181	17,035
June	16,184	17,054

QUALITY

	Quantity	Base Number	Contract	AT	Region	England
% of FP17s for the same patient ID Re-attending within 3 months - Children	391	4,799	8.1%	9.8%	11.9%	12.3%
% of FP17s for the same patient ID Re-attending within 3 months - Adults	949	7,216	13.2%	15.9%	16.6%	16.7%
% of FP17s for the same patient ID Re-attending between 3 & 9 months - Children	3,353	4,799	69.9%	59.0%	60.2%	57.6%
% of FP17s for the same patient ID Re-attending between 3 & 9 months - Adults	3,735	7,216	51.8%	50.5%	51.5%	50.1%
% of FP17s for Band 1 Urgent Courses	794	10,909	7.3%	9.5%	9.5%	9.1%
% of FP17s Relating to Free Repair or Replacements	58	10,909	0.5%	0.6%	0.7%	0.8%
% of FP17s Relating to Continuations	31	10,909	0.3%	1.1%	1.2%	1.2%
% of Patients satisfied with the dentistry they have received	29	29	100.0%	92.4%	93.1%	92.8%
% of Patients satisfied with the time they had to wait for an appointment	24	29	82.8%	89.1%	88.8%	88.7%

* This is based on patients treated on this contract for their most recent course of treatment. Figures in italics indicate the base number of FP17s or Patient Questionnaire responses are less than 100. N/A is shown where the base number of responses is less than 10 during the period. % is calculated as Quantity/Base number*100

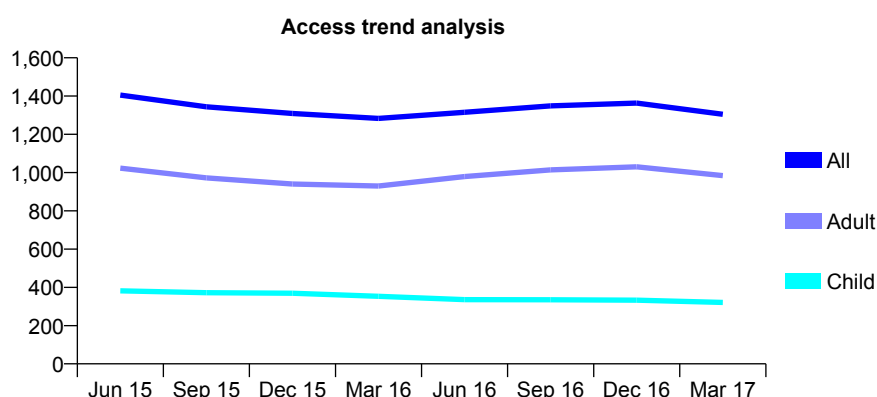
Q68 - Vital Signs At a Glance Contract Report for 657182/0001 - Year end March 2017

Name or company name	Marine Parade Dental Practice
Contract type name	GDS Contract
Purpose of contract	General
Contract start date	01/04/2006
Contract end date	

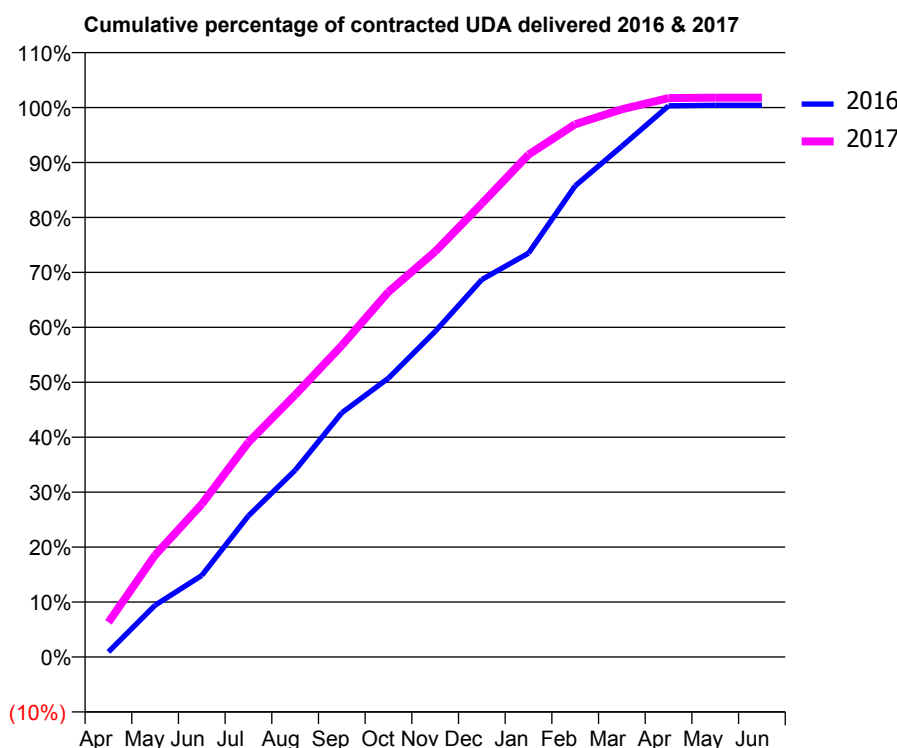
16/17 Contracted general activity (UDA)	4,000
Carry forward general activity (UDA)	0
16/17 Contracted orthodontic activity (UOA)	0
Carry forward orthodontic activity (UOA)	0
Baseline contract value	£113,515.44

ACCESS*

Patients seen in 24 months	Total	Change since previous quarter
Quarter ending March 2016	1,283	
Quarter ending June 2016	1,315	↑
Quarter ending September 2016	1,349	↑
Quarter ending December 2016	1,363	→
Quarter ending March 2017	1,305	↓
Variance since March 2016	1.7%	→



ACTIVITY



Adjusted Scheduled Activity (UDA)		
Month	2016	2017
April	30	252
May	306	742
June	482	1,112
July	836	1,563
August	1,104	1,908
September	1,444	2,268
October	1,649	2,658
November	1,925	2,951
December	2,232	3,300
January	2,389	3,657
February	2,786	3,879
March	3,021	3,987
April	3,260	4,069
May	3,263	4,072
June	3,263	4,072

QUALITY

	Quantity	Base Number	Contract	AT	Region	England
% of FP17s for the same patient ID Re-attending within 3 months - Children	21	470	4.5%	9.8%	11.9%	12.3%
% of FP17s for the same patient ID Re-attending within 3 months - Adults	122	1,024	11.9%	15.9%	16.6%	16.7%
% of FP17s for the same patient ID Re-attending between 3 & 9 months - Children	283	470	60.2%	59.0%	60.2%	57.6%
% of FP17s for the same patient ID Re-attending between 3 & 9 months - Adults	367	1,024	35.8%	50.5%	51.5%	50.1%
% of FP17s for Band 1 Urgent Courses	164	1,427	11.5%	9.5%	9.5%	9.1%
% of FP17s Relating to Free Repair or Replacements	1	1,427	0.1%	0.6%	0.7%	0.8%
% of FP17s Relating to Continuations	12	1,427	0.8%	1.1%	1.2%	1.2%
% of Patients satisfied with the dentistry they have received	1	1	N/A	92.4%	93.1%	92.8%
% of Patients satisfied with the time they had to wait for an appointment	1	1	N/A	89.1%	88.8%	88.7%

* This is based on patients treated on this contract for their most recent course of treatment. Figures in italics indicate the base number of FP17s or Patient Questionnaire responses are less than 100. N/A is shown where the base number of responses is less than 10 during the period. % is calculated as Quantity/Base number*100

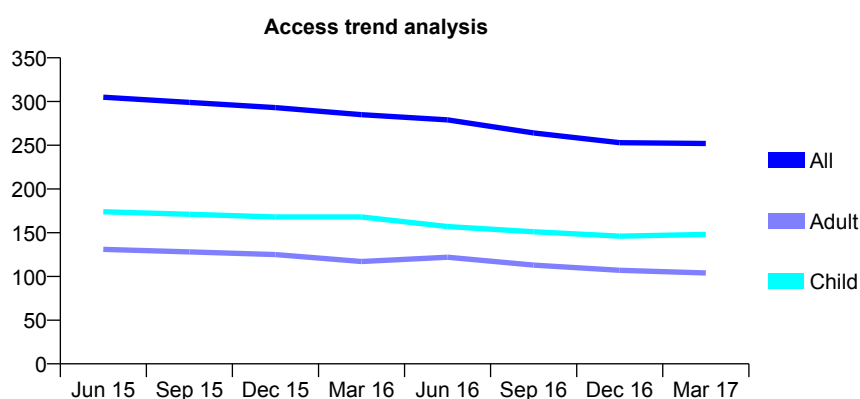
Q68 - Vital Signs At a Glance Contract Report for 657867/0002 - Year end March 2017

Name or company name	MR L VAN ROOY
Contract type name	GDS Contract
Purpose of contract	General
Contract start date	01/07/2006
Contract end date	

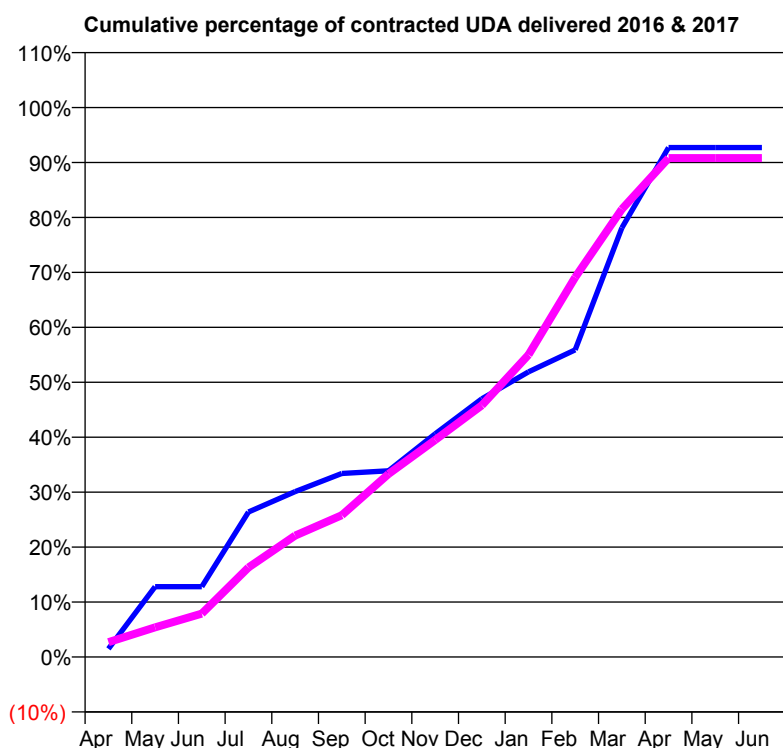
16/17 Contracted general activity (UDA)	1,000
Carry forward general activity (UDA)	0
16/17 Contracted orthodontic activity (UOA)	0
Carry forward orthodontic activity (UOA)	0
Baseline contract value	£28,721.42

ACCESS*

Patients seen in 24 months	Total	Change since previous quarter
Quarter ending March 2016	285	
Quarter ending June 2016	279	↓
Quarter ending September 2016	264	↓
Quarter ending December 2016	253	↓
Quarter ending March 2017	252	→
Variance since March 2016	(11.6%)	↓



ACTIVITY



Adjusted Scheduled Activity (UDA)		
Month	2016	2017
April	15	27
May	128	54
June	128	79
July	264	163
August	301	221
September	334	258
October	339	333
November	406	395
December	470	458
January	519	550
February	559	691
March	781	815
April	927	908
May	927	908
June	927	908

QUALITY

	Quantity	Base Number	Contract	AT	Region	England
% of FP17s for the same patient ID Re-attending within 3 months - Children	14	193	7.3%	9.8%	11.9%	12.3%
% of FP17s for the same patient ID Re-attending within 3 months - Adults	5	67	7.5%	15.9%	16.6%	16.7%
% of FP17s for the same patient ID Re-attending between 3 & 9 months - Children	96	193	49.7%	59.0%	60.2%	57.6%
% of FP17s for the same patient ID Re-attending between 3 & 9 months - Adults	16	67	23.9%	50.5%	51.5%	50.1%
% of FP17s for Band 1 Urgent Courses	0	249	0.0%	9.5%	9.5%	9.1%
% of FP17s Relating to Free Repair or Replacements	0	249	0.0%	0.6%	0.7%	0.8%
% of FP17s Relating to Continuations	0	249	0.0%	1.1%	1.2%	1.2%
% of Patients satisfied with the dentistry they have received	0	0	N/A	92.4%	93.1%	92.8%
% of Patients satisfied with the time they had to wait for an appointment	0	0	N/A	89.1%	88.8%	88.7%

* This is based on patients treated on this contract for their most recent course of treatment. Figures in italics indicate the base number of FP17s or Patient Questionnaire responses are less than 100. N/A is shown where the base number of responses is less than 10 during the period. % is calculated as Quantity/Base number*100

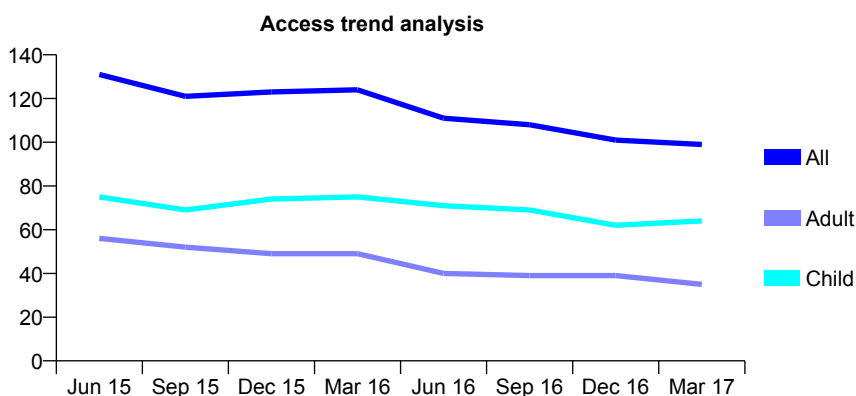
Q68 - Vital Signs At a Glance Contract Report for 661015/0001 - Year end March 2017

Name or company name	MR S MAGNANI
Contract type name	GDS Contract
Purpose of contract	General
Contract start date	01/04/2007
Contract end date	

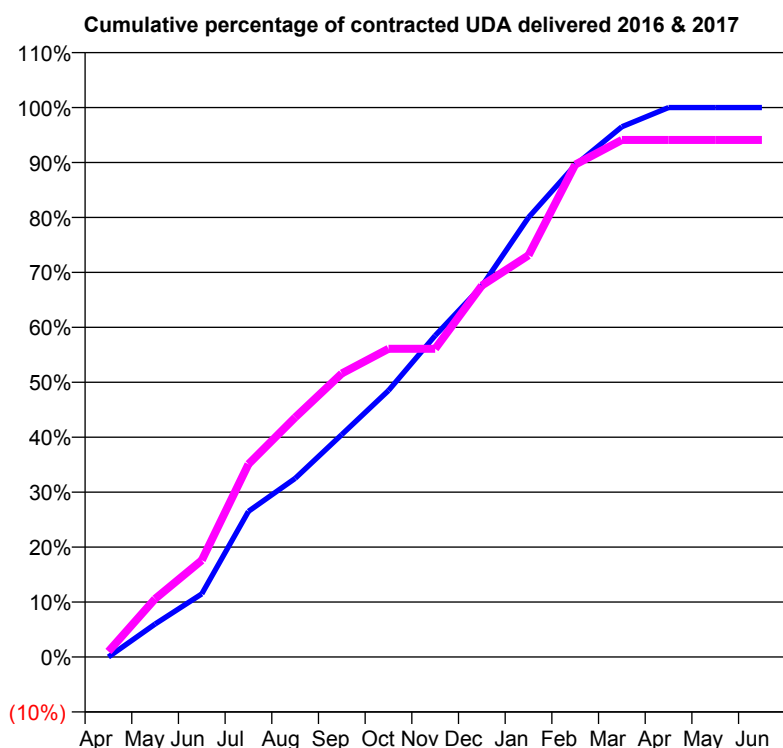
16/17 Contracted general activity (UDA)	200
Carry forward general activity (UDA)	0
16/17 Contracted orthodontic activity (UOA)	0
Carry forward orthodontic activity (UOA)	0
Baseline contract value	£5,447.09

ACCESS*

Patients seen in 24 months	Total	Change since previous quarter
Quarter ending March 2016	124	
Quarter ending June 2016	111	↓
Quarter ending September 2016	108	↓
Quarter ending December 2016	101	↓
Quarter ending March 2017	99	↓
Variance since March 2016	(20.2%)	↓



ACTIVITY



Month	Adjusted Scheduled Activity (UDA)	
	2016	2017
April	0	2
May	12	21
June	23	35
July	53	70
August	65	87
September	81	103
October	97	112
November	117	112
December	135	135
January	160	146
February	179	179
March	193	188
April	200	188
May	200	188
June	200	188

QUALITY

	Quantity	Base Number	Contract	AT	Region	England
% of FP17s for the same patient ID Re-attending within 3 months - Children	1	82	1.2%	9.8%	11.9%	12.3%
% of FP17s for the same patient ID Re-attending within 3 months - Adults	1	25	4.0%	15.9%	16.6%	16.7%
% of FP17s for the same patient ID Re-attending between 3 & 9 months - Children	47	82	57.3%	59.0%	60.2%	57.6%
% of FP17s for the same patient ID Re-attending between 3 & 9 months - Adults	9	25	36.0%	50.5%	51.5%	50.1%
% of FP17s for Band 1 Urgent Courses	1	102	1.0%	9.5%	9.5%	9.1%
% of FP17s Relating to Free Repair or Replacements	0	102	0.0%	0.6%	0.7%	0.8%
% of FP17s Relating to Continuations	0	102	0.0%	1.1%	1.2%	1.2%
% of Patients satisfied with the dentistry they have received	0	0	N/A	92.4%	93.1%	92.8%
% of Patients satisfied with the time they had to wait for an appointment	0	0	N/A	89.1%	88.8%	88.7%

* This is based on patients treated on this contract for their most recent course of treatment. Figures in italics indicate the base number of FP17s or Patient Questionnaire responses are less than 100. N/A is shown where the base number of responses is less than 10 during the period. % is calculated as Quantity/Base number*100

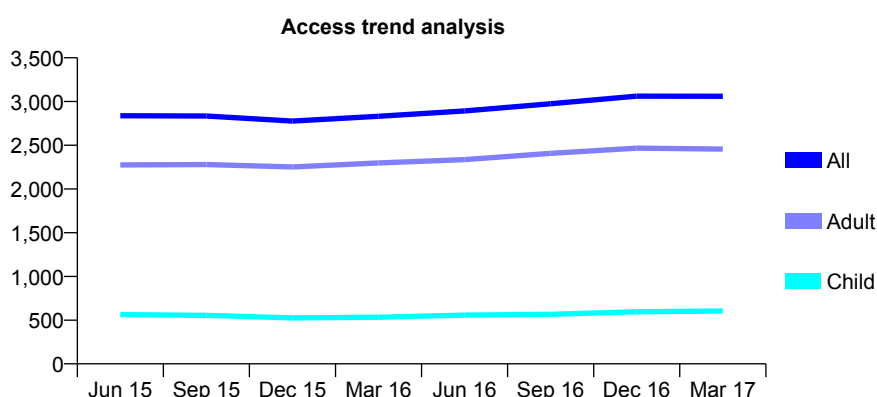
Q68 - Vital Signs At a Glance Contract Report for 673285/0001 - Year end March 2017

Name or company name	MR S POULADI
Contract type name	GDS Contract
Purpose of contract	General
Contract start date	01/04/2006
Contract end date	

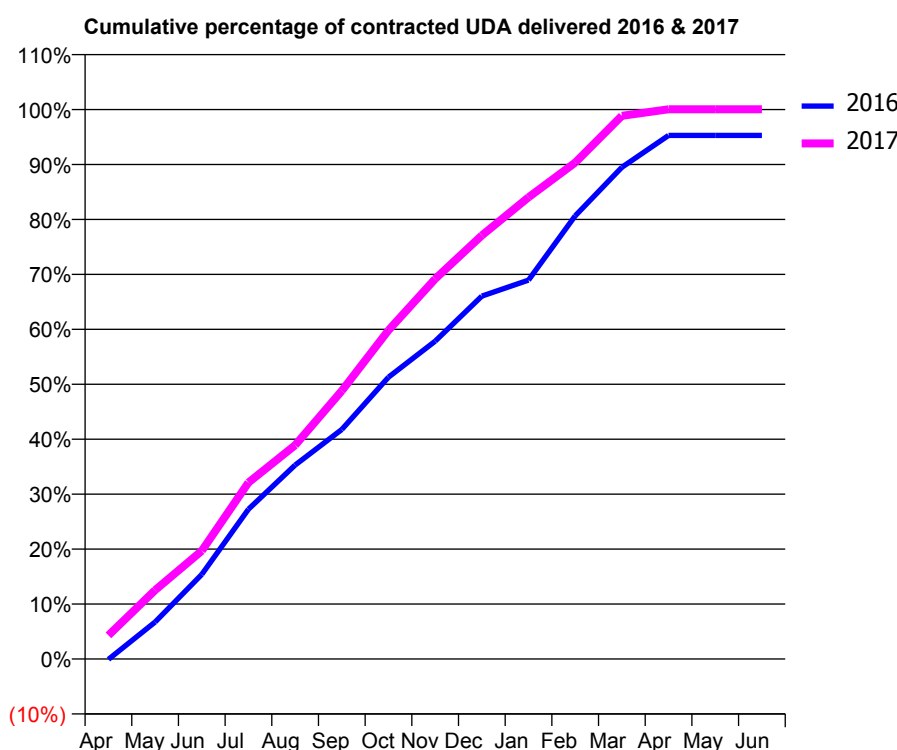
16/17 Contracted general activity (UDA)	10,380
Carry forward general activity (UDA)	0
16/17 Contracted orthodontic activity (UOA)	0
Carry forward orthodontic activity (UOA)	0
Baseline contract value	£259,816.82

ACCESS*

Patients seen in 24 months	Total	Change since previous quarter
Quarter ending March 2016	2,831	
Quarter ending June 2016	2,893	↑
Quarter ending September 2016	2,974	↑
Quarter ending December 2016	3,062	↑
Quarter ending March 2017	3,060	→
Variance since March 2016	8.1%	↑



ACTIVITY



Adjusted Scheduled Activity (UDA)		
Month	2016	2017
April	-8	448
May	698	1,300
June	1,598	2,044
July	2,830	3,334
August	3,664	4,039
September	4,337	5,068
October	5,325	6,210
November	6,004	7,180
December	6,854	8,001
January	7,157	8,721
February	8,372	9,377
March	9,287	10,262
April	9,892	10,383
May	9,892	10,384
June	9,892	10,384

QUALITY

	Quantity	Base Number	Contract	AT	Region	England
% of FP17s for the same patient ID Re-attending within 3 months - Children	93	928	10.0%	9.8%	11.9%	12.3%
% of FP17s for the same patient ID Re-attending within 3 months - Adults	783	4,007	19.5%	15.9%	16.6%	16.7%
% of FP17s for the same patient ID Re-attending between 3 & 9 months - Children	531	928	57.2%	59.0%	60.2%	57.6%
% of FP17s for the same patient ID Re-attending between 3 & 9 months - Adults	2,237	4,007	55.8%	50.5%	51.5%	50.1%
% of FP17s for Band 1 Urgent Courses	327	4,843	6.8%	9.5%	9.5%	9.1%
% of FP17s Relating to Free Repair or Replacements	89	4,843	1.8%	0.6%	0.7%	0.8%
% of FP17s Relating to Continuations	135	4,843	2.8%	1.1%	1.2%	1.2%
% of Patients satisfied with the dentistry they have received	5	6	N/A	92.4%	93.1%	92.8%
% of Patients satisfied with the time they had to wait for an appointment	6	6	N/A	89.1%	88.8%	88.7%

* This is based on patients treated on this contract for their most recent course of treatment. Figures in italics indicate the base number of FP17s or Patient Questionnaire responses are less than 100. N/A is shown where the base number of responses is less than 10 during the period. % is calculated as Quantity/Base number*100

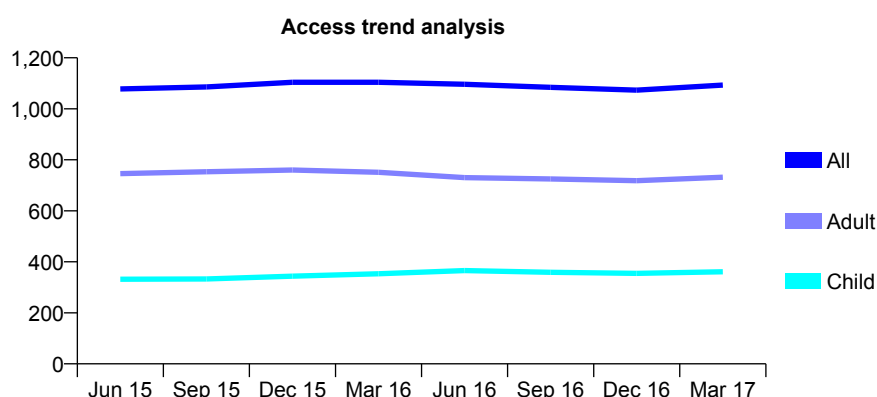
Q68 - Vital Signs At a Glance Contract Report for 673323/0001 - Year end March 2017

Name or company name	MR F RAFATNIA
Contract type name	GDS Contract
Purpose of contract	General
Contract start date	01/03/2014
Contract end date	

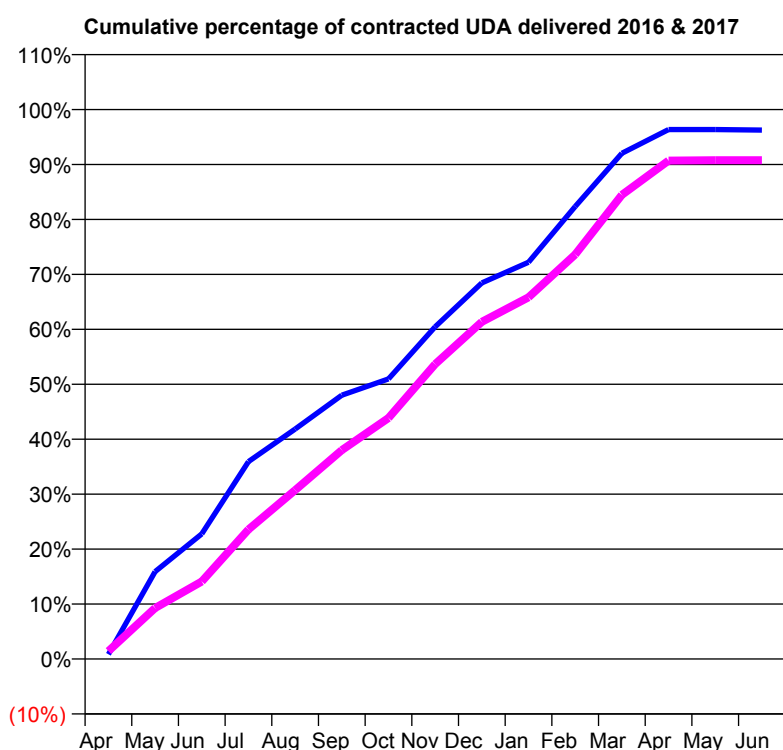
16/17 Contracted general activity (UDA)	3,771
Carry forward general activity (UDA)	141
16/17 Contracted orthodontic activity (UOA)	0
Carry forward orthodontic activity (UOA)	0
Baseline contract value	£81,971.06

ACCESS*

Patients seen in 24 months	Total	Change since previous quarter
Quarter ending March 2016	1,104	
Quarter ending June 2016	1,096	→
Quarter ending September 2016	1,084	↓
Quarter ending December 2016	1,073	↓
Quarter ending March 2017	1,093	→
Variance since March 2016	(1.0%)	→



ACTIVITY



Adjusted Scheduled Activity (UDA)		
Month	2016	2017
April	33	54
May	600	350
June	859	532
July	1,355	889
August	1,578	1,159
September	1,810	1,434
October	1,922	1,654
November	2,280	2,024
December	2,581	2,314
January	2,723	2,482
February	3,105	2,776
March	3,471	3,185
April	3,633	3,420
May	3,633	3,423
June	3,630	3,423

QUALITY

	Quantity	Base Number	Contract	AT	Region	England
% of FP17s for the same patient ID Re-attending within 3 months - Children	37	552	6.7%	9.8%	11.9%	12.3%
% of FP17s for the same patient ID Re-attending within 3 months - Adults	200	1,162	17.2%	15.9%	16.6%	16.7%
% of FP17s for the same patient ID Re-attending between 3 & 9 months - Children	270	552	48.9%	59.0%	60.2%	57.6%
% of FP17s for the same patient ID Re-attending between 3 & 9 months - Adults	596	1,162	51.3%	50.5%	51.5%	50.1%
% of FP17s for Band 1 Urgent Courses	186	1,739	10.7%	9.5%	9.5%	9.1%
% of FP17s Relating to Free Repair or Replacements	4	1,739	0.2%	0.6%	0.7%	0.8%
% of FP17s Relating to Continuations	3	1,739	0.2%	1.1%	1.2%	1.2%
% of Patients satisfied with the dentistry they have received	2	2	N/A	92.4%	93.1%	92.8%
% of Patients satisfied with the time they had to wait for an appointment	2	2	N/A	89.1%	88.8%	88.7%

* This is based on patients treated on this contract for their most recent course of treatment. Figures in italics indicate the base number of FP17s or Patient Questionnaire responses are less than 100. N/A is shown where the base number of responses is less than 10 during the period. % is calculated as Quantity/Base number*100

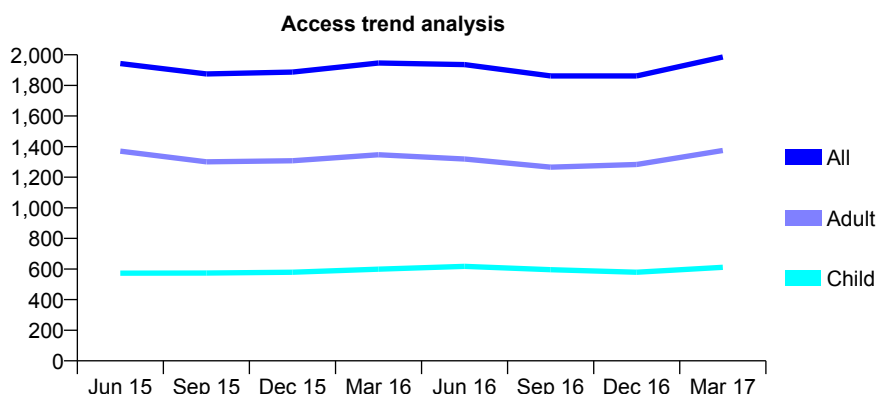
Q68 - Vital Signs At a Glance Contract Report for 673978/0001 - Year end March 2017

Name or company name	MR F SHARIFZAD
Contract type name	GDS Contract
Purpose of contract	General
Contract start date	01/04/2006
Contract end date	

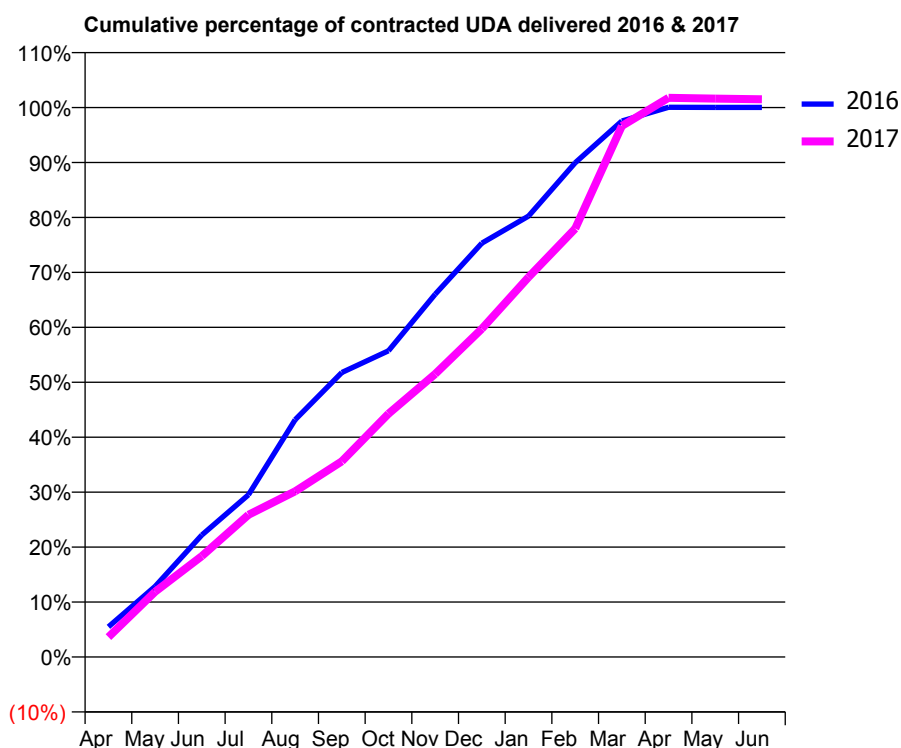
16/17 Contracted general activity (UDA)	5,409
Carry forward general activity (UDA)	-1
16/17 Contracted orthodontic activity (UOA)	0
Carry forward orthodontic activity (UOA)	0
Baseline contract value	£133,834.90

ACCESS*

Patients seen in 24 months	Total	Change since previous quarter
Quarter ending March 2016	1,946	
Quarter ending June 2016	1,936	→
Quarter ending September 2016	1,862	↓
Quarter ending December 2016	1,862	→
Quarter ending March 2017	1,986	↑
Variance since March 2016	2.1%	↑



ACTIVITY



Adjusted Scheduled Activity (UDA)		
Month	2016	2017
April	297	196
May	694	642
June	1,200	993
July	1,597	1,400
August	2,335	1,631
September	2,801	1,926
October	3,014	2,395
November	3,571	2,786
December	4,073	3,231
January	4,340	3,739
February	4,866	4,217
March	5,276	5,228
April	5,411	5,505
May	5,409	5,496
June	5,410	5,490

QUALITY

	Quantity	Base Number	Contract	AT	Region	England
% of FP17s for the same patient ID Re-attending within 3 months - Children	92	933	9.9%	9.8%	11.9%	12.3%
% of FP17s for the same patient ID Re-attending within 3 months - Adults	268	1,746	15.3%	15.9%	16.6%	16.7%
% of FP17s for the same patient ID Re-attending between 3 & 9 months - Children	541	933	58.0%	59.0%	60.2%	57.6%
% of FP17s for the same patient ID Re-attending between 3 & 9 months - Adults	813	1,746	46.6%	50.5%	51.5%	50.1%
% of FP17s for Band 1 Urgent Courses	330	2,675	12.3%	9.5%	9.5%	9.1%
% of FP17s Relating to Free Repair or Replacements	6	2,675	0.2%	0.6%	0.7%	0.8%
% of FP17s Relating to Continuations	11	2,675	0.4%	1.1%	1.2%	1.2%
% of Patients satisfied with the dentistry they have received	4	5	N/A	92.4%	93.1%	92.8%
% of Patients satisfied with the time they had to wait for an appointment	3	5	N/A	89.1%	88.8%	88.7%

* This is based on patients treated on this contract for their most recent course of treatment. Figures in italics indicate the base number of FP17s or Patient Questionnaire responses are less than 100. N/A is shown where the base number of responses is less than 10 during the period. % is calculated as Quantity/Base number*100

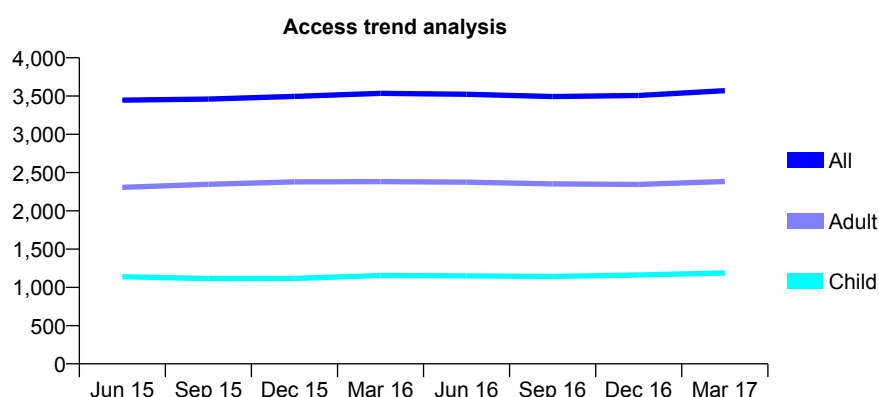
Q68 - Vital Signs At a Glance Contract Report for 674885/0001 - Year end March 2017

Name or company name	MR HR DARAFSHIAN
Contract type name	GDS Contract
Purpose of contract	General
Contract start date	01/04/2006
Contract end date	

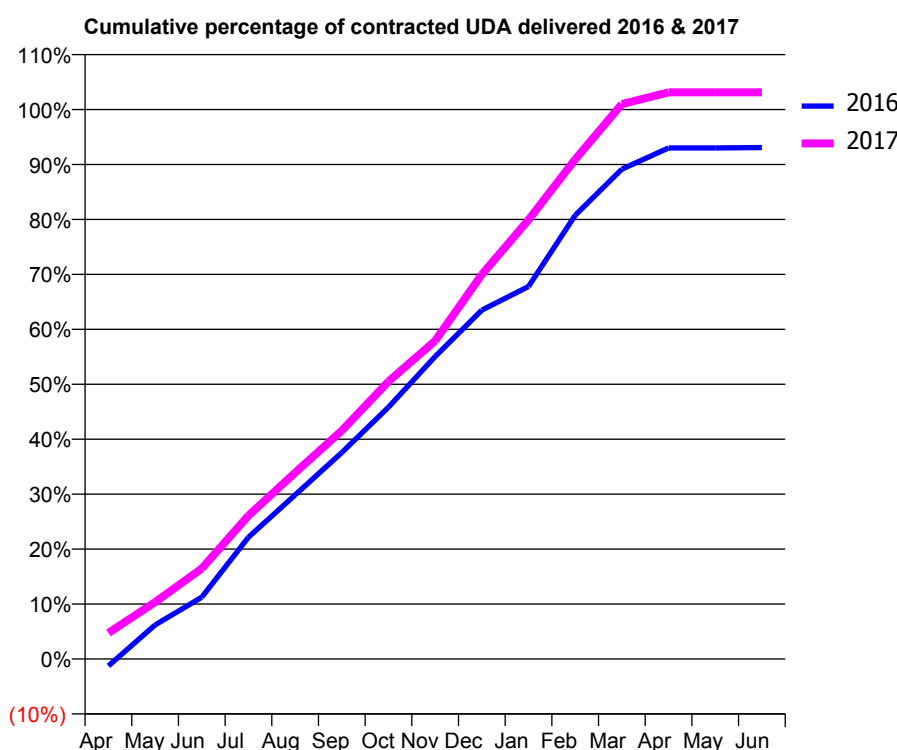
16/17 Contracted general activity (UDA)	11,085
Carry forward general activity (UDA)	0
16/17 Contracted orthodontic activity (UOA)	0
Carry forward orthodontic activity (UOA)	0
Baseline contract value	£300,922.32

ACCESS*

Patients seen in 24 months	Total	Change since previous quarter
Quarter ending March 2016	3,536	
Quarter ending June 2016	3,524	→
Quarter ending September 2016	3,494	→
Quarter ending December 2016	3,507	→
Quarter ending March 2017	3,571	→
Variance since March 2016	1.0%	→



ACTIVITY



Adjusted Scheduled Activity (UDA)		
Month	2016	2017
April	-140	525
May	687	1,147
June	1,246	1,826
July	2,456	2,893
August	3,309	3,759
September	4,166	4,607
October	5,081	5,598
November	6,103	6,420
December	7,038	7,756
January	7,515	8,858
February	8,952	10,079
March	9,881	11,194
April	10,310	11,431
May	10,310	11,432
June	10,316	11,432

QUALITY

	Quantity	Base Number	Contract	AT	Region	England
% of FP17s for the same patient ID Re-attending within 3 months - Children	213	2,092	10.2%	9.8%	11.9%	12.3%
% of FP17s for the same patient ID Re-attending within 3 months - Adults	684	3,474	19.7%	15.9%	16.6%	16.7%
% of FP17s for the same patient ID Re-attending between 3 & 9 months - Children	1,276	2,092	61.0%	59.0%	60.2%	57.6%
% of FP17s for the same patient ID Re-attending between 3 & 9 months - Adults	1,758	3,474	50.6%	50.5%	51.5%	50.1%
% of FP17s for Band 1 Urgent Courses	943	5,440	17.3%	9.5%	9.5%	9.1%
% of FP17s Relating to Free Repair or Replacements	1	5,440	0.0%	0.6%	0.7%	0.8%
% of FP17s Relating to Continuations	22	5,440	0.4%	1.1%	1.2%	1.2%
% of Patients satisfied with the dentistry they have received	3	4	N/A	92.4%	93.1%	92.8%
% of Patients satisfied with the time they had to wait for an appointment	4	4	N/A	89.1%	88.8%	88.7%

* This is based on patients treated on this contract for their most recent course of treatment. Figures in italics indicate the base number of FP17s or Patient Questionnaire responses are less than 100. N/A is shown where the base number of responses is less than 10 during the period. % is calculated as Quantity/Base number*100

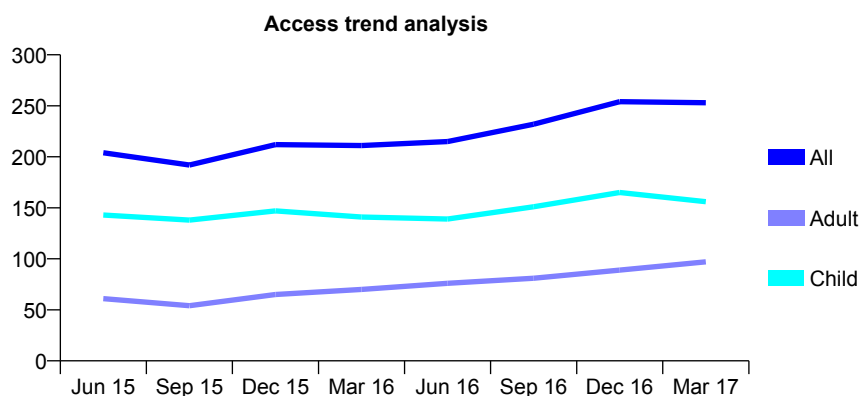
Q68 - Vital Signs At a Glance Contract Report for 674885/0002 - Year end March 2017

Name or company name	MR HR DARAFSHIAN
Contract type name	GDS Contract
Purpose of contract	General
Contract start date	01/04/2010
Contract end date	

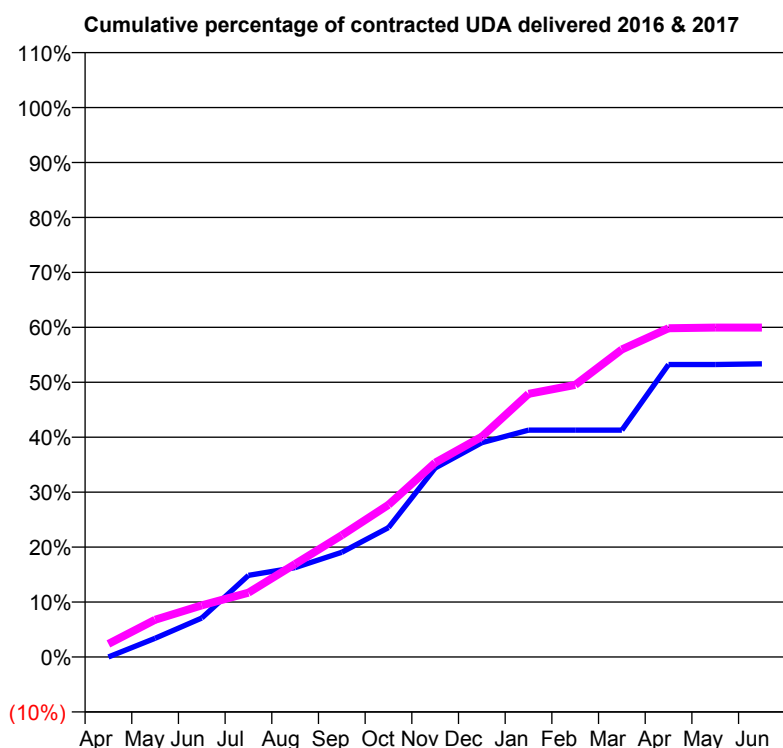
16/17 Contracted general activity (UDA)	1,000
Carry forward general activity (UDA)	0
16/17 Contracted orthodontic activity (UOA)	0
Carry forward orthodontic activity (UOA)	0
Baseline contract value	£27,146.80

ACCESS*

Patients seen in 24 months	Total	Change since previous quarter
Quarter ending March 2016	211	
Quarter ending June 2016	215	→
Quarter ending September 2016	232	↑
Quarter ending December 2016	254	↑
Quarter ending March 2017	253	→
Variance since March 2016	19.9%	↑



ACTIVITY



Adjusted Scheduled Activity (UDA)		
Month	2016	2017
April	0	24
May	34	68
June	71	94
July	149	117
August	163	169
September	191	222
October	236	277
November	344	354
December	390	401
January	413	479
February	413	495
March	413	560
April	532	598
May	532	599
June	533	599

QUALITY

	Quantity	Base Number	Contract	AT	Region	England
% of FP17s for the same patient ID Re-attending within 3 months - Children	20	252	7.9%	9.8%	11.9%	12.3%
% of FP17s for the same patient ID Re-attending within 3 months - Adults	17	103	16.5%	15.9%	16.6%	16.7%
% of FP17s for the same patient ID Re-attending between 3 & 9 months - Children	146	252	57.9%	59.0%	60.2%	57.6%
% of FP17s for the same patient ID Re-attending between 3 & 9 months - Adults	34	103	33.0%	50.5%	51.5%	50.1%
% of FP17s for Band 1 Urgent Courses	37	326	11.3%	9.5%	9.5%	9.1%
% of FP17s Relating to Free Repair or Replacements	0	326	0.0%	0.6%	0.7%	0.8%
% of FP17s Relating to Continuations	0	326	0.0%	1.1%	1.2%	1.2%
% of Patients satisfied with the dentistry they have received	0	0	N/A	92.4%	93.1%	92.8%
% of Patients satisfied with the time they had to wait for an appointment	0	0	N/A	89.1%	88.8%	88.7%

* This is based on patients treated on this contract for their most recent course of treatment. Figures in italics indicate the base number of FP17s or Patient Questionnaire responses are less than 100. N/A is shown where the base number of responses is less than 10 during the period. % is calculated as Quantity/Base number*100

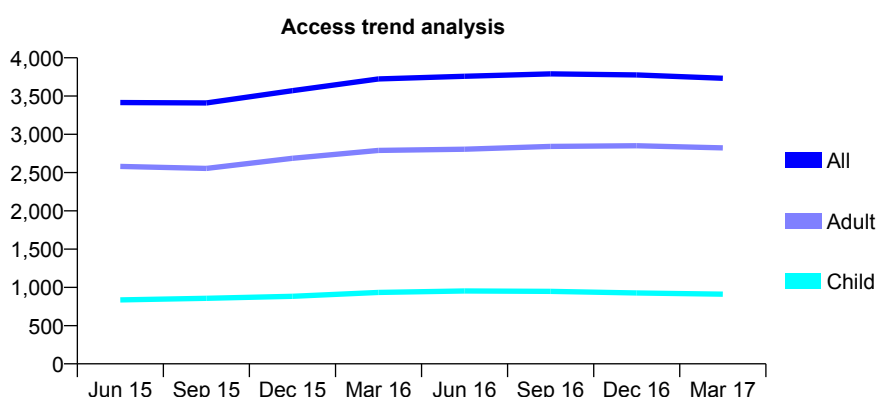
Q68 - Vital Signs At a Glance Contract Report for 677302/0001 - Year end March 2017

Name or company name	MR M POURANI
Contract type name	GDS Contract
Purpose of contract	General
Contract start date	01/04/2006
Contract end date	

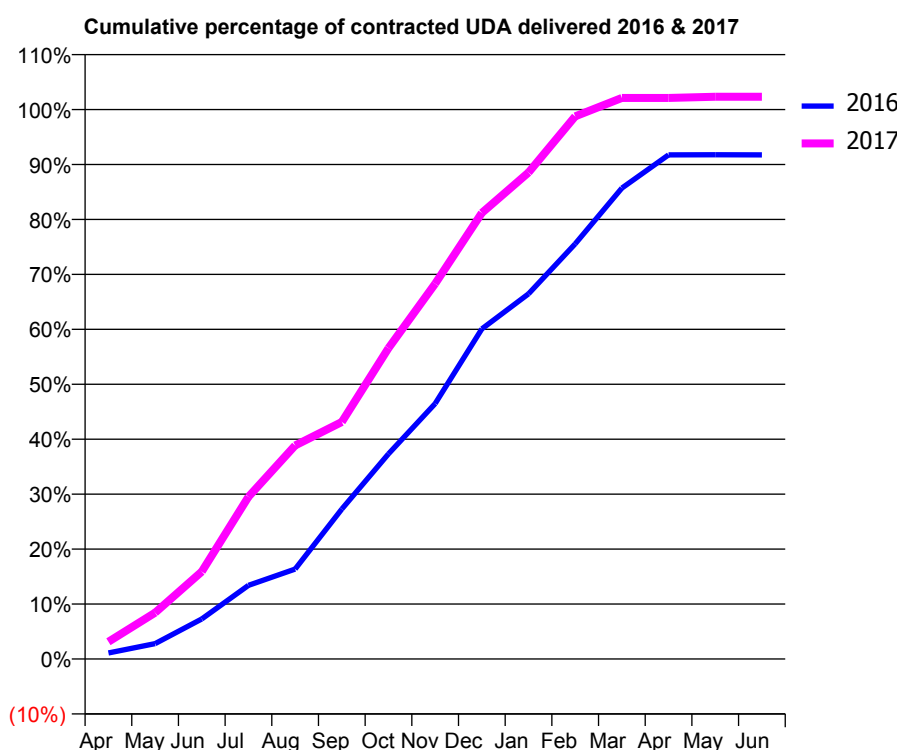
16/17 Contracted general activity (UDA)	14,100
Carry forward general activity (UDA)	0
16/17 Contracted orthodontic activity (UOA)	0
Carry forward orthodontic activity (UOA)	0
Baseline contract value	£452,180.36

ACCESS*

Patients seen in 24 months	Total	Change since previous quarter
Quarter ending March 2016	3,724	
Quarter ending June 2016	3,758	→
Quarter ending September 2016	3,790	→
Quarter ending December 2016	3,776	→
Quarter ending March 2017	3,733	↓
Variance since March 2016	0.2%	→



ACTIVITY



Adjusted Scheduled Activity (UDA)		
Month	2016	2017
April	155	445
May	394	1,188
June	1,027	2,242
July	1,890	4,163
August	2,308	5,479
September	3,847	6,081
October	5,265	7,977
November	6,554	9,631
December	8,472	11,446
January	9,369	12,484
February	10,652	13,924
March	12,085	14,396
April	12,936	14,396
May	12,938	14,426
June	12,936	14,427

QUALITY

	Quantity	Base Number	Contract	AT	Region	England
% of FP17s for the same patient ID Re-attending within 3 months - Children	44	1,226	3.6%	9.8%	11.9%	12.3%
% of FP17s for the same patient ID Re-attending within 3 months - Adults	366	3,755	9.7%	15.9%	16.6%	16.7%
% of FP17s for the same patient ID Re-attending between 3 & 9 months - Children	719	1,226	58.6%	59.0%	60.2%	57.6%
% of FP17s for the same patient ID Re-attending between 3 & 9 months - Adults	2,386	3,755	63.5%	50.5%	51.5%	50.1%
% of FP17s for Band 1 Urgent Courses	71	4,774	1.5%	9.5%	9.5%	9.1%
% of FP17s Relating to Free Repair or Replacements	23	4,774	0.5%	0.6%	0.7%	0.8%
% of FP17s Relating to Continuations	42	4,774	0.9%	1.1%	1.2%	1.2%
% of Patients satisfied with the dentistry they have received	5	6	N/A	92.4%	93.1%	92.8%
% of Patients satisfied with the time they had to wait for an appointment	6	6	N/A	89.1%	88.8%	88.7%

* This is based on patients treated on this contract for their most recent course of treatment. Figures in italics indicate the base number of FP17s or Patient Questionnaire responses are less than 100. N/A is shown where the base number of responses is less than 10 during the period. % is calculated as Quantity/Base number*100

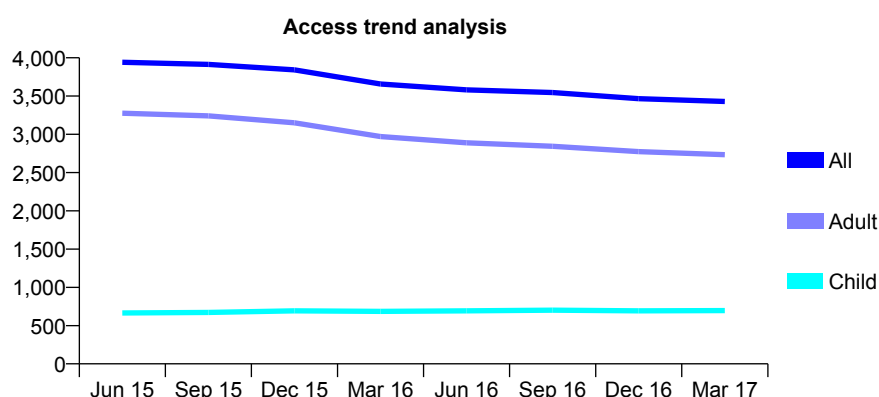
Q68 - Vital Signs At a Glance Contract Report for 680885/0002 - Year end March 2017

Name or company name	MR A JAFARI
Contract type name	GDS Contract
Purpose of contract	General
Contract start date	01/07/2010
Contract end date	

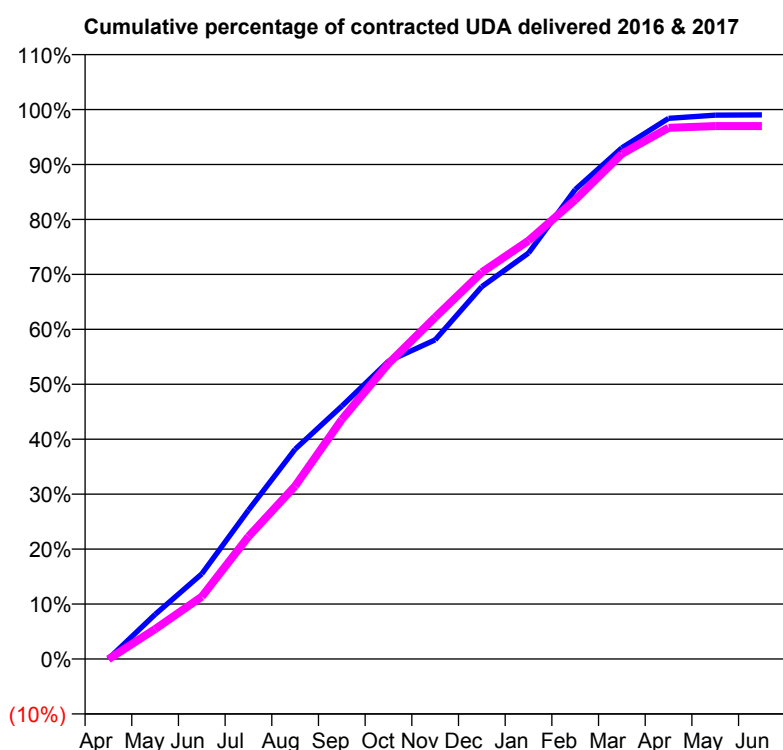
16/17 Contracted general activity (UDA)	9,714
Carry forward general activity (UDA)	96
16/17 Contracted orthodontic activity (UOA)	0
Carry forward orthodontic activity (UOA)	0
Baseline contract value	£258,064.40

ACCESS*

Patients seen in 24 months	Total	Change since previous quarter
Quarter ending March 2016	3,657	
Quarter ending June 2016	3,581	↓
Quarter ending September 2016	3,546	→
Quarter ending December 2016	3,465	↓
Quarter ending March 2017	3,429	↓
Variance since March 2016	(6.2%)	↓



ACTIVITY



Adjusted Scheduled Activity (UDA)		
Month	2016	2017
April	4	-5
May	788	529
June	1,506	1,103
July	2,632	2,165
August	3,710	3,058
September	4,471	4,236
October	5,265	5,225
November	5,642	6,041
December	6,582	6,837
January	7,178	7,396
February	8,299	8,118
March	9,037	8,931
April	9,557	9,391
May	9,614	9,421
June	9,618	9,421

QUALITY

	Quantity	Base Number	Contract	AT	Region	England
% of FP17s for the same patient ID Re-attending within 3 months - Children	68	875	7.8%	9.8%	11.9%	12.3%
% of FP17s for the same patient ID Re-attending within 3 months - Adults	446	2,876	15.5%	15.9%	16.6%	16.7%
% of FP17s for the same patient ID Re-attending between 3 & 9 months - Children	415	875	47.4%	59.0%	60.2%	57.6%
% of FP17s for the same patient ID Re-attending between 3 & 9 months - Adults	1,059	2,876	36.8%	50.5%	51.5%	50.1%
% of FP17s for Band 1 Urgent Courses	407	3,707	11.0%	9.5%	9.5%	9.1%
% of FP17s Relating to Free Repair or Replacements	18	3,707	0.5%	0.6%	0.7%	0.8%
% of FP17s Relating to Continuations	62	3,707	1.7%	1.1%	1.2%	1.2%
% of Patients satisfied with the dentistry they have received	4	6	N/A	92.4%	93.1%	92.8%
% of Patients satisfied with the time they had to wait for an appointment	4	6	N/A	89.1%	88.8%	88.7%

* This is based on patients treated on this contract for their most recent course of treatment. Figures in italics indicate the base number of FP17s or Patient Questionnaire responses are less than 100. N/A is shown where the base number of responses is less than 10 during the period. % is calculated as Quantity/Base number*100

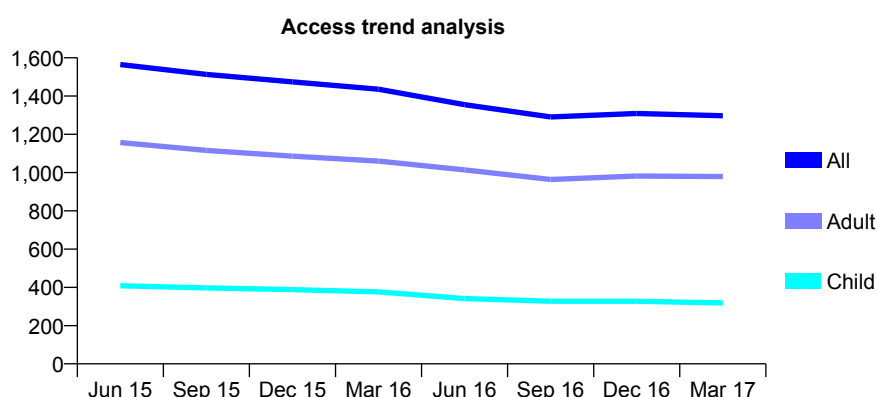
Q68 - Vital Signs At a Glance Contract Report for 680885/0003 - Year end March 2017

Name or company name	MR A JAFARI
Contract type name	GDS Contract
Purpose of contract	General
Contract start date	01/02/2013
Contract end date	

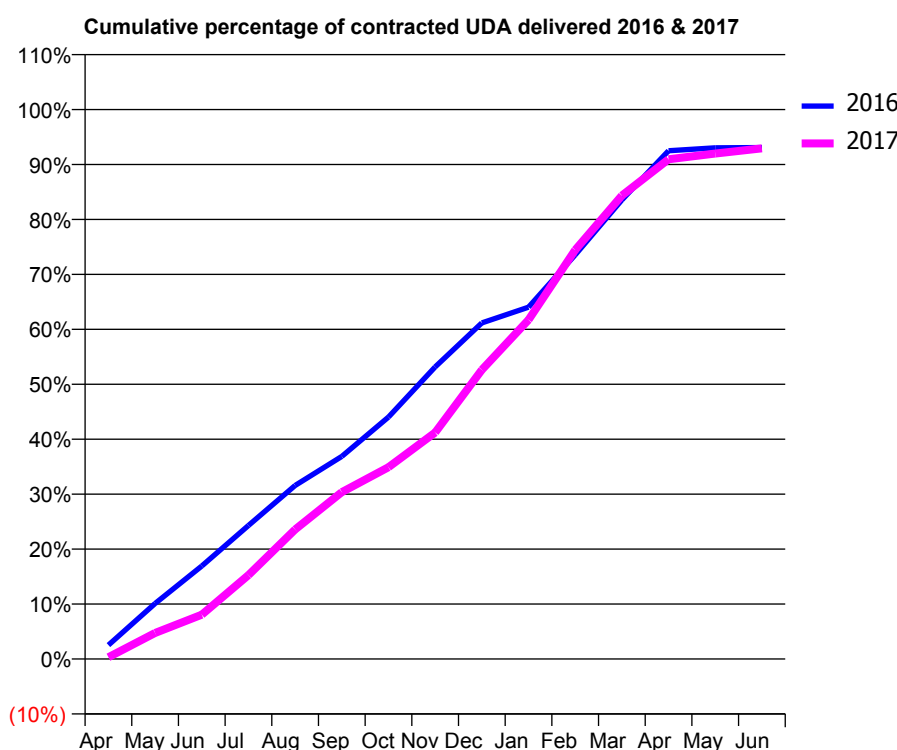
16/17 Contracted general activity (UDA)	5,000
Carry forward general activity (UDA)	0
16/17 Contracted orthodontic activity (UOA)	0
Carry forward orthodontic activity (UOA)	0
Baseline contract value	£129,449.60

ACCESS*

Patients seen in 24 months	Total	Change since previous quarter
Quarter ending March 2016	1,436	
Quarter ending June 2016	1,355	↓
Quarter ending September 2016	1,291	↓
Quarter ending December 2016	1,309	→
Quarter ending March 2017	1,297	→
Variance since March 2016	(9.7%)	↓



ACTIVITY



Adjusted Scheduled Activity (UDA)		
Month	2016	2017
April	126	17
May	505	237
June	846	404
July	1,215	763
August	1,579	1,178
September	1,843	1,519
October	2,201	1,746
November	2,658	2,061
December	3,058	2,631
January	3,201	3,086
February	3,678	3,722
March	4,177	4,216
April	4,625	4,547
May	4,651	4,599
June	4,654	4,646

QUALITY

	Quantity	Base Number	Contract	AT	Region	England
% of FP17s for the same patient ID Re-attending within 3 months - Children	24	341	7.0%	9.8%	11.9%	12.3%
% of FP17s for the same patient ID Re-attending within 3 months - Adults	201	1,064	18.9%	15.9%	16.6%	16.7%
% of FP17s for the same patient ID Re-attending between 3 & 9 months - Children	118	341	34.6%	59.0%	60.2%	57.6%
% of FP17s for the same patient ID Re-attending between 3 & 9 months - Adults	301	1,064	28.3%	50.5%	51.5%	50.1%
% of FP17s for Band 1 Urgent Courses	208	1,315	15.8%	9.5%	9.5%	9.1%
% of FP17s Relating to Free Repair or Replacements	9	1,315	0.7%	0.6%	0.7%	0.8%
% of FP17s Relating to Continuations	34	1,315	2.6%	1.1%	1.2%	1.2%
% of Patients satisfied with the dentistry they have received	2	2	N/A	92.4%	93.1%	92.8%
% of Patients satisfied with the time they had to wait for an appointment	2	2	N/A	89.1%	88.8%	88.7%

* This is based on patients treated on this contract for their most recent course of treatment. Figures in italics indicate the base number of FP17s or Patient Questionnaire responses are less than 100. N/A is shown where the base number of responses is less than 10 during the period. % is calculated as Quantity/Base number*100

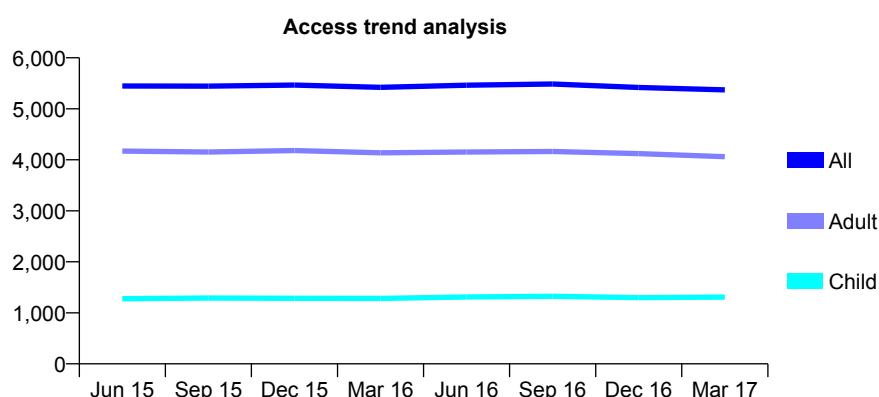
Q68 - Vital Signs At a Glance Contract Report for 680923/0001 - Year end March 2017

Name or company name	MR K AMIRAZODY
Contract type name	GDS Contract
Purpose of contract	General
Contract start date	01/04/2006
Contract end date	

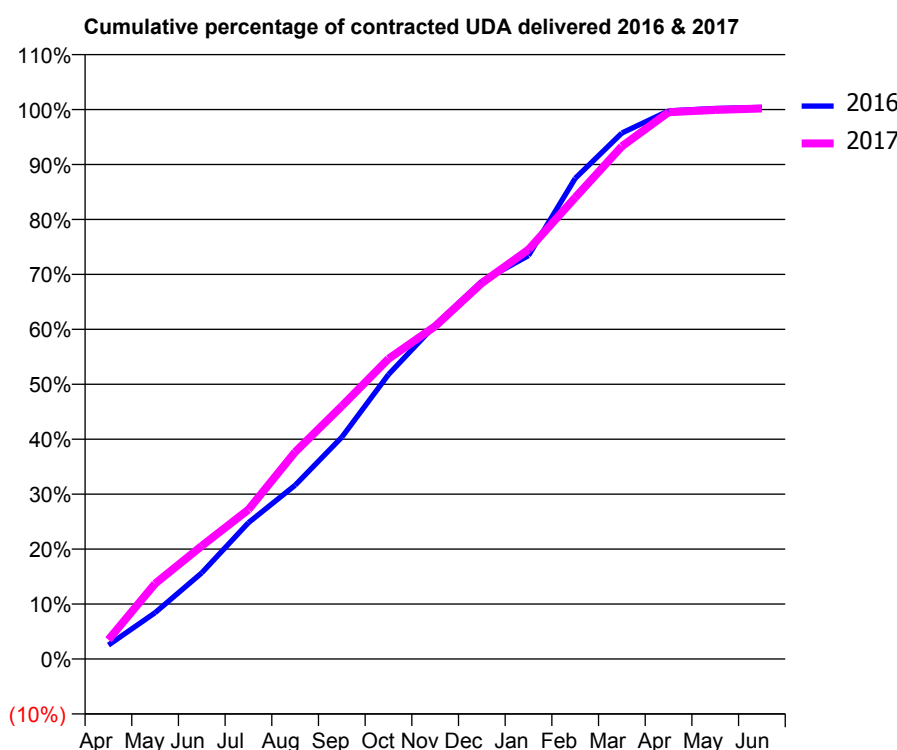
16/17 Contracted general activity (UDA)	15,830
Carry forward general activity (UDA)	-59
16/17 Contracted orthodontic activity (UOA)	0
Carry forward orthodontic activity (UOA)	0
Baseline contract value	£441,570.33

ACCESS*

Patients seen in 24 months	Total	Change since previous quarter
Quarter ending March 2016	5,420	
Quarter ending June 2016	5,464	→
Quarter ending September 2016	5,486	→
Quarter ending December 2016	5,419	↓
Quarter ending March 2017	5,371	→
Variance since March 2016	(0.9%)	→



ACTIVITY



Adjusted Scheduled Activity (UDA)		
Month	2016	2017
April	401	555
May	1,336	2,171
June	2,485	3,258
July	3,927	4,304
August	5,009	5,963
September	6,389	7,286
October	8,195	8,648
November	9,620	9,585
December	10,877	10,830
January	11,622	11,796
February	13,846	13,295
March	15,153	14,767
April	15,789	15,753
May	15,861	15,817
June	15,889	15,858

QUALITY

	Quantity	Base Number	Contract	AT	Region	England
% of FP17s for the same patient ID Re-attending within 3 months - Children	60	1,540	3.9%	9.8%	11.9%	12.3%
% of FP17s for the same patient ID Re-attending within 3 months - Adults	583	4,964	11.7%	15.9%	16.6%	16.7%
% of FP17s for the same patient ID Re-attending between 3 & 9 months - Children	728	1,540	47.3%	59.0%	60.2%	57.6%
% of FP17s for the same patient ID Re-attending between 3 & 9 months - Adults	2,579	4,964	52.0%	50.5%	51.5%	50.1%
% of FP17s for Band 1 Urgent Courses	81	6,589	1.2%	9.5%	9.5%	9.1%
% of FP17s Relating to Free Repair or Replacements	35	6,589	0.5%	0.6%	0.7%	0.8%
% of FP17s Relating to Continuations	38	6,589	0.6%	1.1%	1.2%	1.2%
% of Patients satisfied with the dentistry they have received	8	8	N/A	92.4%	93.1%	92.8%
% of Patients satisfied with the time they had to wait for an appointment	8	8	N/A	89.1%	88.8%	88.7%

* This is based on patients treated on this contract for their most recent course of treatment. Figures in italics indicate the base number of FP17s or Patient Questionnaire responses are less than 100. N/A is shown where the base number of responses is less than 10 during the period. % is calculated as Quantity/Base number*100

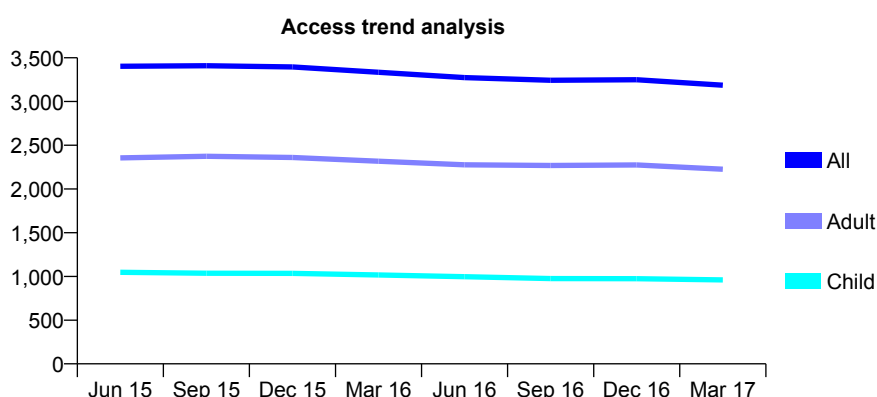
Q68 - Vital Signs At a Glance Contract Report for 681881/0001 - Year end March 2017

Name or company name	MR S YOURDSHAHYAN
Contract type name	GDS Contract
Purpose of contract	General
Contract start date	01/04/2006
Contract end date	

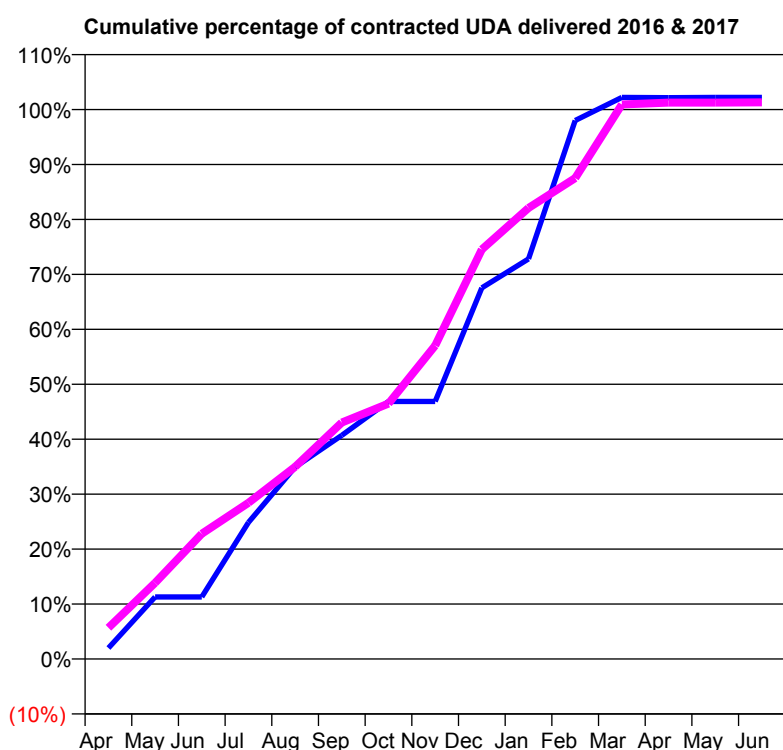
16/17 Contracted general activity (UDA)	8,170
Carry forward general activity (UDA)	-163
16/17 Contracted orthodontic activity (UOA)	0
Carry forward orthodontic activity (UOA)	0
Baseline contract value	£249,906.88

ACCESS*

Patients seen in 24 months	Total	Change since previous quarter
Quarter ending March 2016	3,335	
Quarter ending June 2016	3,273	↓
Quarter ending September 2016	3,243	→
Quarter ending December 2016	3,249	→
Quarter ending March 2017	3,186	↓
Variance since March 2016	(4.5%)	↓



ACTIVITY



Adjusted Scheduled Activity (UDA)		
Month	2016	2017
April	163	464
May	923	1,133
June	923	1,863
July	2,031	2,323
August	2,853	2,859
September	3,326	3,516
October	3,829	3,798
November	3,829	4,660
December	5,519	6,090
January	5,950	6,707
February	8,006	7,151
March	8,349	8,245
April	8,345	8,273
May	8,350	8,273
June	8,350	8,276

QUALITY

	Quantity	Base Number	Contract	AT	Region	England
% of FP17s for the same patient ID Re-attending within 3 months - Children	60	1,274	4.7%	9.8%	11.9%	12.3%
% of FP17s for the same patient ID Re-attending within 3 months - Adults	241	2,355	10.2%	15.9%	16.6%	16.7%
% of FP17s for the same patient ID Re-attending between 3 & 9 months - Children	732	1,274	57.5%	59.0%	60.2%	57.6%
% of FP17s for the same patient ID Re-attending between 3 & 9 months - Adults	964	2,355	40.9%	50.5%	51.5%	50.1%
% of FP17s for Band 1 Urgent Courses	411	3,654	11.2%	9.5%	9.5%	9.1%
% of FP17s Relating to Free Repair or Replacements	5	3,654	0.1%	0.6%	0.7%	0.8%
% of FP17s Relating to Continuations	7	3,654	0.2%	1.1%	1.2%	1.2%
% of Patients satisfied with the dentistry they have received	5	5	N/A	92.4%	93.1%	92.8%
% of Patients satisfied with the time they had to wait for an appointment	4	5	N/A	89.1%	88.8%	88.7%

* This is based on patients treated on this contract for their most recent course of treatment. Figures in italics indicate the base number of FP17s or Patient Questionnaire responses are less than 100. N/A is shown where the base number of responses is less than 10 during the period. % is calculated as Quantity/Base number*100

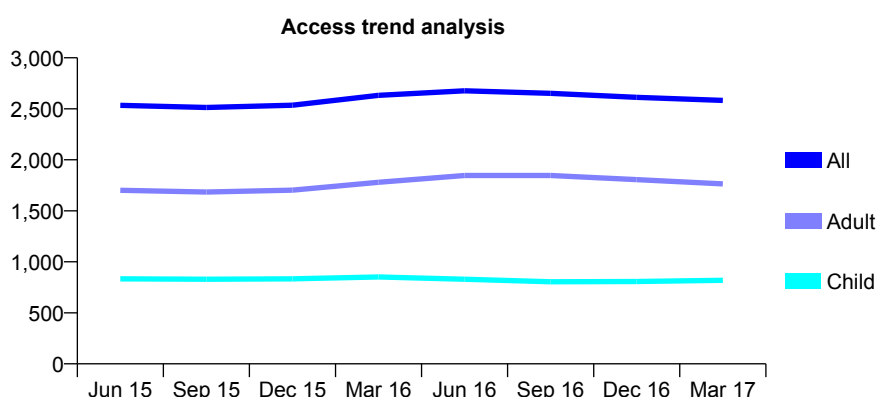
Q68 - Vital Signs At a Glance Contract Report for 683736/0001 - Year end March 2017

Name or company name	MRS A RAHIM
Contract type name	GDS Contract
Purpose of contract	General
Contract start date	01/03/2008
Contract end date	

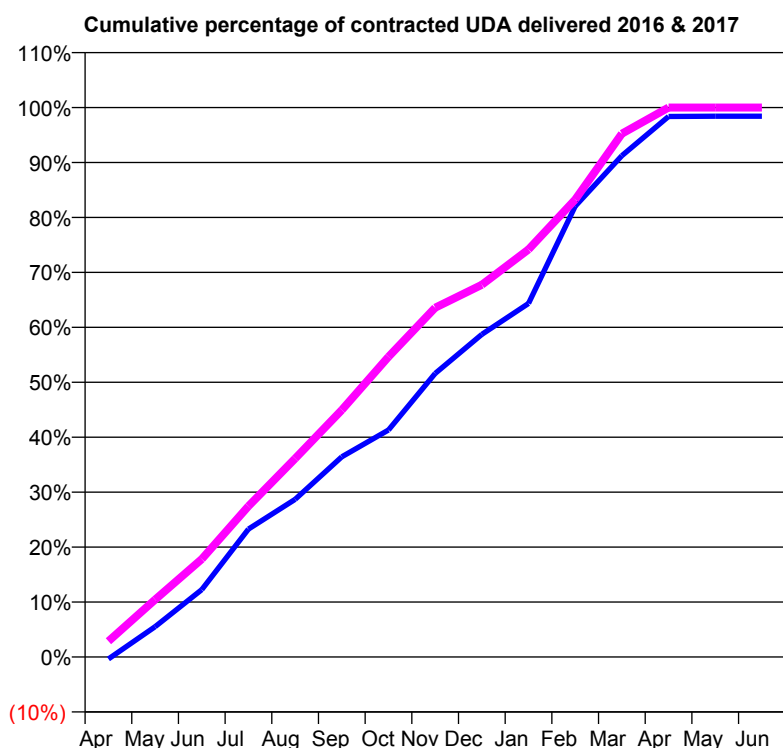
16/17 Contracted general activity (UDA)	6,800
Carry forward general activity (UDA)	108
16/17 Contracted orthodontic activity (UOA)	0
Carry forward orthodontic activity (UOA)	0
Baseline contract value	£164,090.61

ACCESS*

Patients seen in 24 months	Total	Change since previous quarter
Quarter ending March 2016	2,632	
Quarter ending June 2016	2,677	→
Quarter ending September 2016	2,651	→
Quarter ending December 2016	2,613	↓
Quarter ending March 2017	2,583	↓
Variance since March 2016	(1.9%)	↓



ACTIVITY



Adjusted Scheduled Activity (UDA)		
Month	2016	2017
April	-25	196
May	375	711
June	834	1,212
July	1,583	1,868
August	1,951	2,456
September	2,478	3,056
October	2,809	3,715
November	3,509	4,323
December	3,993	4,606
January	4,376	5,044
February	5,578	5,661
March	6,204	6,475
April	6,689	6,799
May	6,692	6,799
June	6,692	6,799

QUALITY

	Quantity	Base Number	Contract	AT	Region	England
% of FP17s for the same patient ID Re-attending within 3 months - Children	43	1,045	4.1%	9.8%	11.9%	12.3%
% of FP17s for the same patient ID Re-attending within 3 months - Adults	389	2,243	17.3%	15.9%	16.6%	16.7%
% of FP17s for the same patient ID Re-attending between 3 & 9 months - Children	584	1,045	55.9%	59.0%	60.2%	57.6%
% of FP17s for the same patient ID Re-attending between 3 & 9 months - Adults	983	2,243	43.8%	50.5%	51.5%	50.1%
% of FP17s for Band 1 Urgent Courses	362	3,253	11.1%	9.5%	9.5%	9.1%
% of FP17s Relating to Free Repair or Replacements	5	3,253	0.2%	0.6%	0.7%	0.8%
% of FP17s Relating to Continuations	59	3,253	1.8%	1.1%	1.2%	1.2%
% of Patients satisfied with the dentistry they have received	4	4	N/A	92.4%	93.1%	92.8%
% of Patients satisfied with the time they had to wait for an appointment	4	4	N/A	89.1%	88.8%	88.7%

* This is based on patients treated on this contract for their most recent course of treatment. Figures in italics indicate the base number of FP17s or Patient Questionnaire responses are less than 100. N/A is shown where the base number of responses is less than 10 during the period. % is calculated as Quantity/Base number*100

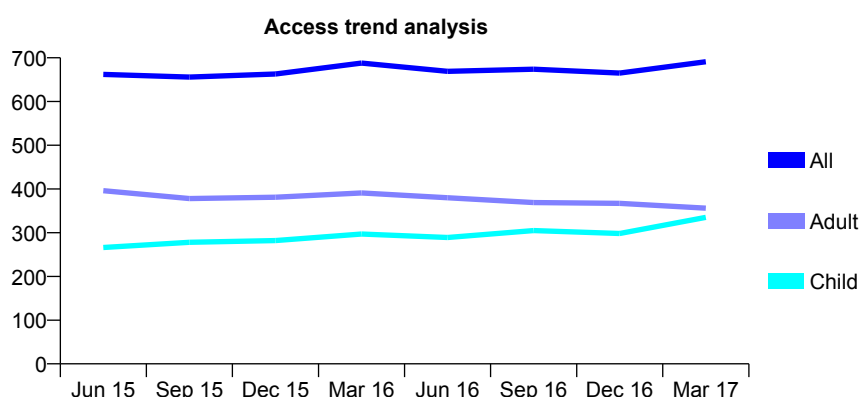
Q68 - Vital Signs At a Glance Contract Report for 684112/0001 - Year end March 2017

Name or company name	MR TS SOOSAIPILLAI
Contract type name	GDS Contract
Purpose of contract	General
Contract start date	01/04/2006
Contract end date	

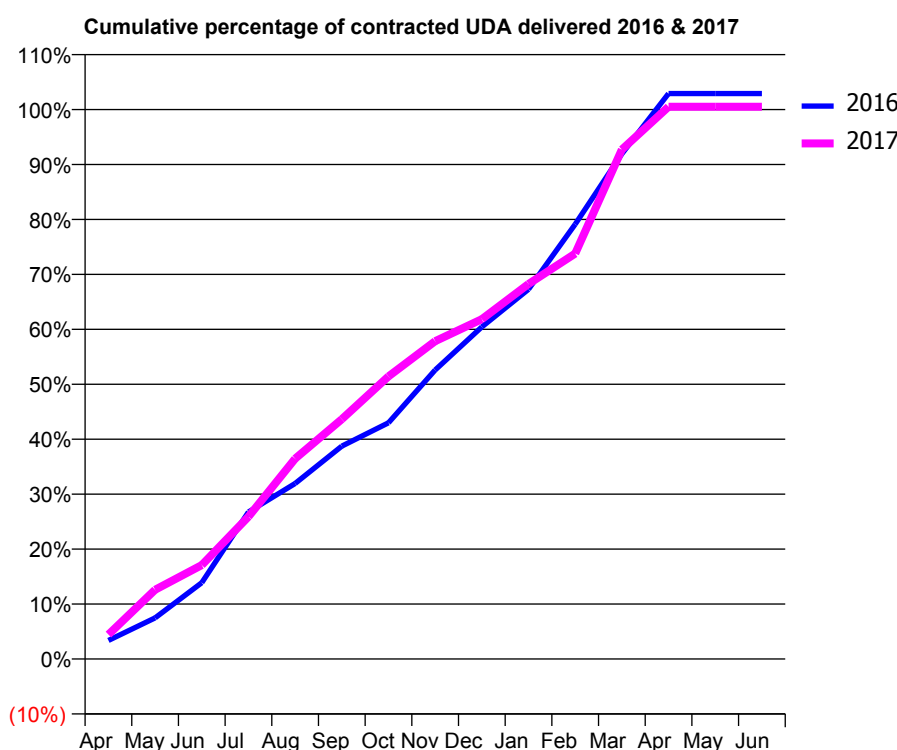
16/17 Contracted general activity (UDA)	1,978
Carry forward general activity (UDA)	-40
16/17 Contracted orthodontic activity (UOA)	0
Carry forward orthodontic activity (UOA)	0
Baseline contract value	£46,062.33

ACCESS*

Patients seen in 24 months	Total	Change since previous quarter
Quarter ending March 2016	688	
Quarter ending June 2016	669	↓
Quarter ending September 2016	674	→
Quarter ending December 2016	665	↓
Quarter ending March 2017	691	↑
Variance since March 2016	0.4%	→



ACTIVITY



Adjusted Scheduled Activity (UDA)		
Month	2016	2017
April	67	88
May	148	249
June	275	338
July	529	512
August	632	721
September	766	863
October	850	1,017
November	1,041	1,144
December	1,196	1,223
January	1,331	1,350
February	1,565	1,459
March	1,819	1,834
April	2,036	1,988
May	2,036	1,988
June	2,036	1,988

QUALITY

	Quantity	Base Number	Contract	AT	Region	England
% of FP17s for the same patient ID Re-attending within 3 months - Children	57	623	9.1%	9.8%	11.9%	12.3%
% of FP17s for the same patient ID Re-attending within 3 months - Adults	38	484	7.9%	15.9%	16.6%	16.7%
% of FP17s for the same patient ID Re-attending between 3 & 9 months - Children	435	623	69.8%	59.0%	60.2%	57.6%
% of FP17s for the same patient ID Re-attending between 3 & 9 months - Adults	325	484	67.1%	50.5%	51.5%	50.1%
% of FP17s for Band 1 Urgent Courses	10	1,075	0.9%	9.5%	9.5%	9.1%
% of FP17s Relating to Free Repair or Replacements	1	1,075	0.1%	0.6%	0.7%	0.8%
% of FP17s Relating to Continuations	0	1,075	0.0%	1.1%	1.2%	1.2%
% of Patients satisfied with the dentistry they have received	1	1	N/A	92.4%	93.1%	92.8%
% of Patients satisfied with the time they had to wait for an appointment	1	1	N/A	89.1%	88.8%	88.7%

* This is based on patients treated on this contract for their most recent course of treatment. Figures in italics indicate the base number of FP17s or Patient Questionnaire responses are less than 100. N/A is shown where the base number of responses is less than 10 during the period. % is calculated as Quantity/Base number*100

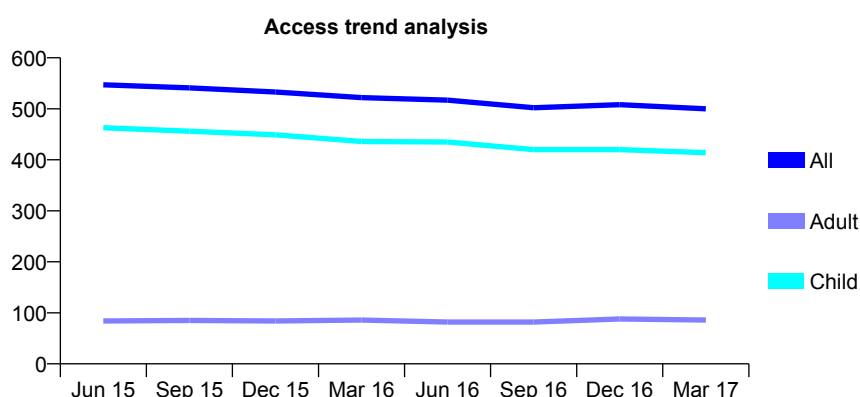
Q68 - Vital Signs At a Glance Contract Report for 688746/0001 - Year end March 2017

Name or company name	MR G KHEDUN
Contract type name	GDS Contract
Purpose of contract	General
Contract start date	18/09/2008
Contract end date	

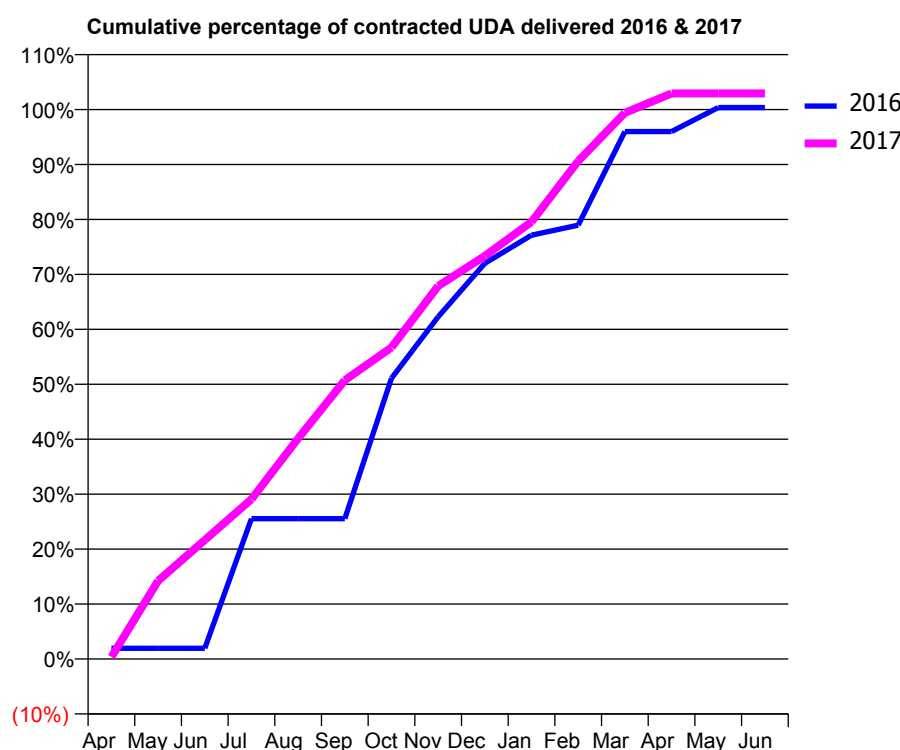
16/17 Contracted general activity (UDA)	822
Carry forward general activity (UDA)	-3
16/17 Contracted orthodontic activity (UOA)	0
Carry forward orthodontic activity (UOA)	0
Baseline contract value	£18,949.77

ACCESS*

Patients seen in 24 months	Total	Change since previous quarter
Quarter ending March 2016	522	
Quarter ending June 2016	517	→
Quarter ending September 2016	502	↓
Quarter ending December 2016	508	→
Quarter ending March 2017	500	↓
Variance since March 2016	(4.2%)	↓



ACTIVITY



Month	Adjusted Scheduled Activity (UDA)	
	2016	2017
April	16	3
May	16	117
June	16	178
July	210	239
August	210	330
September	210	417
October	420	466
November	512	558
December	592	603
January	634	654
February	649	745
March	789	817
April	789	846
May	825	846
June	825	846

QUALITY

	Quantity	Base Number	Contract	AT	Region	England
% of FP17s for the same patient ID Re-attending within 3 months - Children	31	642	4.8%	9.8%	11.9%	12.3%
% of FP17s for the same patient ID Re-attending within 3 months - Adults	2	45	4.4%	15.9%	16.6%	16.7%
% of FP17s for the same patient ID Re-attending between 3 & 9 months - Children	434	642	67.6%	59.0%	60.2%	57.6%
% of FP17s for the same patient ID Re-attending between 3 & 9 months - Adults	31	45	68.9%	50.5%	51.5%	50.1%
% of FP17s for Band 1 Urgent Courses	0	677	0.0%	9.5%	9.5%	9.1%
% of FP17s Relating to Free Repair or Replacements	0	677	0.0%	0.6%	0.7%	0.8%
% of FP17s Relating to Continuations	0	677	0.0%	1.1%	1.2%	1.2%
% of Patients satisfied with the dentistry they have received	0	0	N/A	92.4%	93.1%	92.8%
% of Patients satisfied with the time they had to wait for an appointment	0	0	N/A	89.1%	88.8%	88.7%

* This is based on patients treated on this contract for their most recent course of treatment. Figures in italics indicate the base number of FP17s or Patient Questionnaire responses are less than 100. N/A is shown where the base number of responses is less than 10 during the period. % is calculated as Quantity/Base number*100

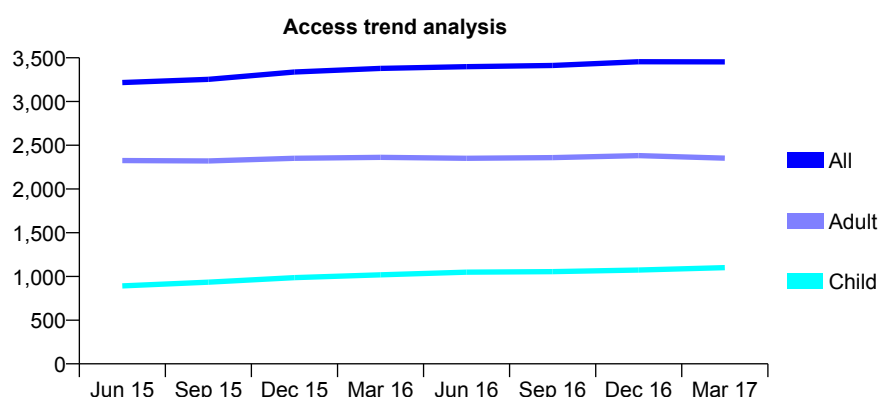
Q68 - Vital Signs At a Glance Contract Report for 689416/0002 - Year end March 2017

Name or company name	MR MB PATEL
Contract type name	GDS Contract
Purpose of contract	General
Contract start date	19/09/2008
Contract end date	

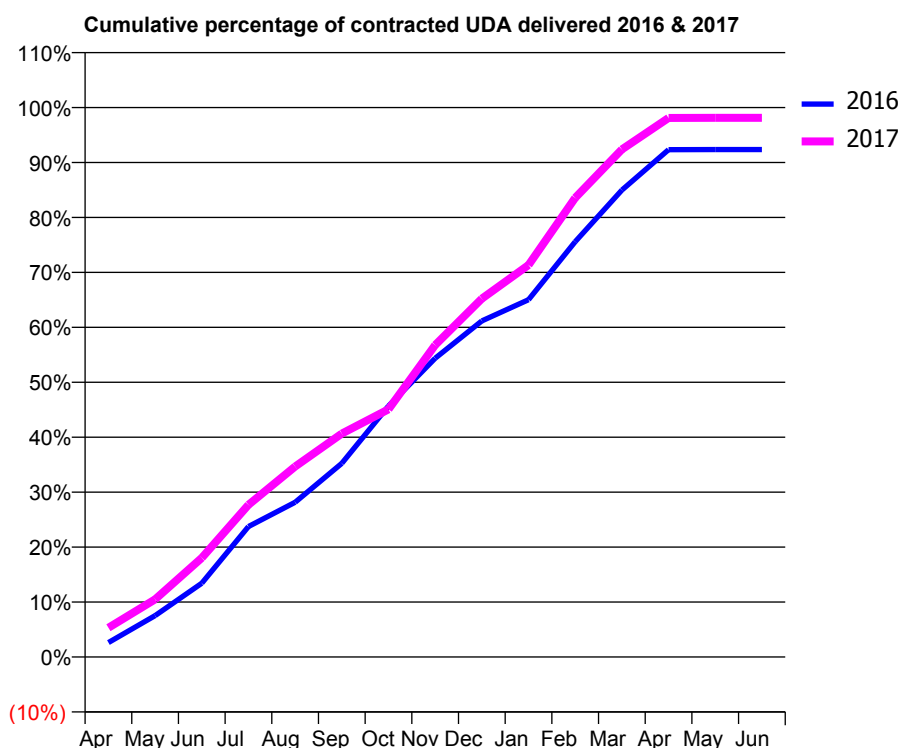
16/17 Contracted general activity (UDA)	10,500
Carry forward general activity (UDA)	-190
16/17 Contracted orthodontic activity (UOA)	0
Carry forward orthodontic activity (UOA)	0
Baseline contract value	£267,881.91

ACCESS*

Patients seen in 24 months	Total	Change since previous quarter
Quarter ending March 2016	3,379	
Quarter ending June 2016	3,399	→
Quarter ending September 2016	3,412	→
Quarter ending December 2016	3,455	→
Quarter ending March 2017	3,453	→
Variance since March 2016	2.2%	↑



ACTIVITY



Adjusted Scheduled Activity (UDA)		
Month	2016	2017
April	275	558
May	790	1,103
June	1,411	1,894
July	2,492	2,910
August	2,957	3,640
September	3,701	4,268
October	4,797	4,732
November	5,710	5,961
December	6,423	6,847
January	6,829	7,491
February	7,935	8,774
March	8,921	9,699
April	9,695	10,299
May	9,696	10,302
June	9,696	10,302

QUALITY

	Quantity	Base Number	Contract	AT	Region	England
% of FP17s for the same patient ID Re-attending within 3 months - Children	137	1,706	8.0%	9.8%	11.9%	12.3%
% of FP17s for the same patient ID Re-attending within 3 months - Adults	319	2,527	12.6%	15.9%	16.6%	16.7%
% of FP17s for the same patient ID Re-attending between 3 & 9 months - Children	1,061	1,706	62.2%	59.0%	60.2%	57.6%
% of FP17s for the same patient ID Re-attending between 3 & 9 months - Adults	1,185	2,527	46.9%	50.5%	51.5%	50.1%
% of FP17s for Band 1 Urgent Courses	342	4,201	8.1%	9.5%	9.5%	9.1%
% of FP17s Relating to Free Repair or Replacements	19	4,201	0.5%	0.6%	0.7%	0.8%
% of FP17s Relating to Continuations	19	4,201	0.5%	1.1%	1.2%	1.2%
% of Patients satisfied with the dentistry they have received	4	5	N/A	92.4%	93.1%	92.8%
% of Patients satisfied with the time they had to wait for an appointment	4	5	N/A	89.1%	88.8%	88.7%

* This is based on patients treated on this contract for their most recent course of treatment. Figures in italics indicate the base number of FP17s or Patient Questionnaire responses are less than 100. N/A is shown where the base number of responses is less than 10 during the period. % is calculated as Quantity/Base number*100

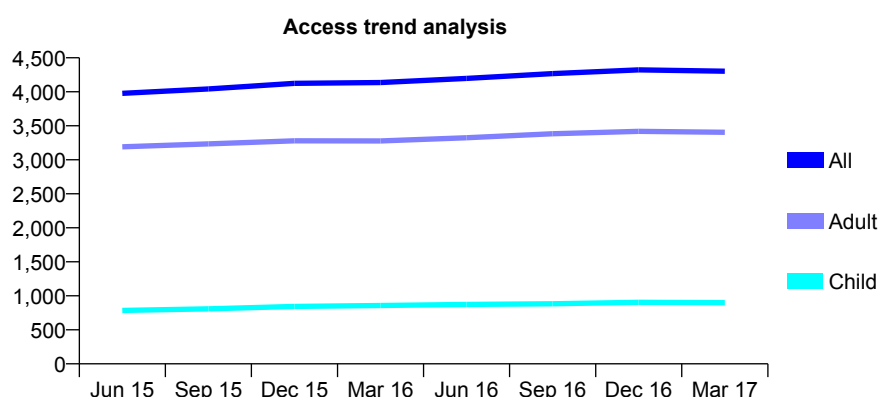
Q68 - Vital Signs At a Glance Contract Report for 692026/0001 - Year end March 2017

Name or company name	MR LE TOLEFE
Contract type name	GDS Contract
Purpose of contract	General
Contract start date	07/09/2007
Contract end date	

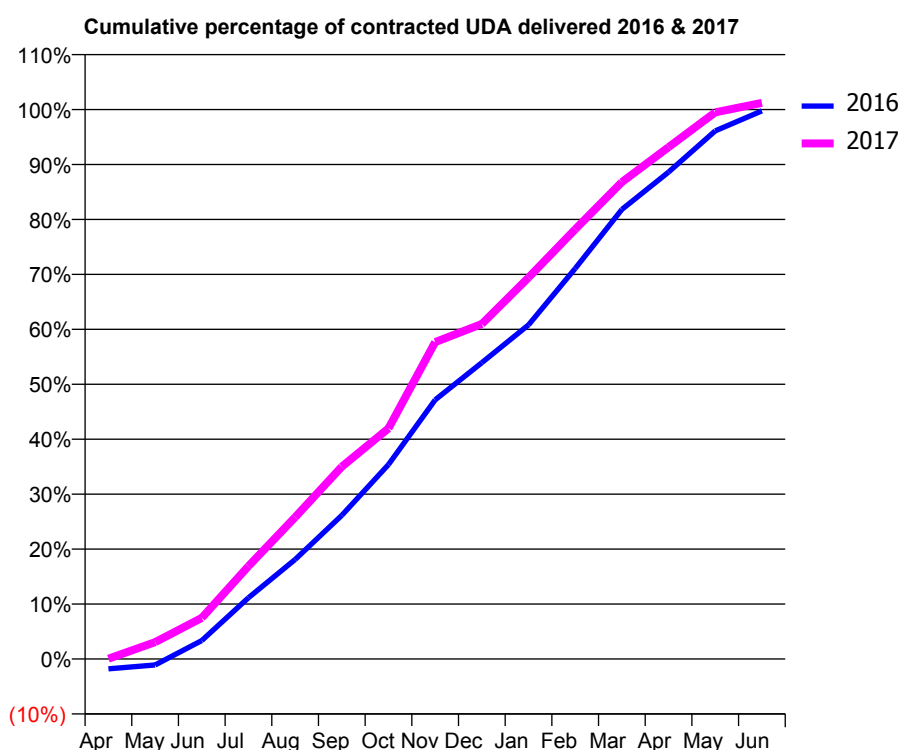
16/17 Contracted general activity (UDA)	11,800
Carry forward general activity (UDA)	29
16/17 Contracted orthodontic activity (UOA)	0
Carry forward orthodontic activity (UOA)	0
Baseline contract value	£291,073.89

ACCESS*

Patients seen in 24 months	Total	Change since previous quarter
Quarter ending March 2016	4,136	
Quarter ending June 2016	4,198	→
Quarter ending September 2016	4,267	→
Quarter ending December 2016	4,323	→
Quarter ending March 2017	4,303	→
Variance since March 2016	4.0%	↑



ACTIVITY



Month	Adjusted Scheduled Activity (UDA)	
	2016	2017
April	-212	8
May	-132	361
June	398	883
July	1,314	1,993
August	2,138	3,046
September	3,086	4,129
October	4,177	4,951
November	5,566	6,804
December	6,365	7,195
January	7,175	8,192
February	8,387	9,228
March	9,655	10,241
April	10,457	10,992
May	11,340	11,740
June	11,771	11,941

QUALITY

	Quantity	Base Number	Contract	AT	Region	England
% of FP17s for the same patient ID Re-attending within 3 months - Children	70	1,249	5.6%	9.8%	11.9%	12.3%
% of FP17s for the same patient ID Re-attending within 3 months - Adults	880	5,204	16.9%	15.9%	16.6%	16.7%
% of FP17s for the same patient ID Re-attending between 3 & 9 months - Children	639	1,249	51.2%	59.0%	60.2%	57.6%
% of FP17s for the same patient ID Re-attending between 3 & 9 months - Adults	2,941	5,204	56.5%	50.5%	51.5%	50.1%
% of FP17s for Band 1 Urgent Courses	186	5,595	3.3%	9.5%	9.5%	9.1%
% of FP17s Relating to Free Repair or Replacements	38	5,595	0.7%	0.6%	0.7%	0.8%
% of FP17s Relating to Continuations	60	5,595	1.1%	1.1%	1.2%	1.2%
% of Patients satisfied with the dentistry they have received	8	9	N/A	92.4%	93.1%	92.8%
% of Patients satisfied with the time they had to wait for an appointment	9	9	N/A	89.1%	88.8%	88.7%

* This is based on patients treated on this contract for their most recent course of treatment. Figures in italics indicate the base number of FP17s or Patient Questionnaire responses are less than 100. N/A is shown where the base number of responses is less than 10 during the period. % is calculated as Quantity/Base number*100

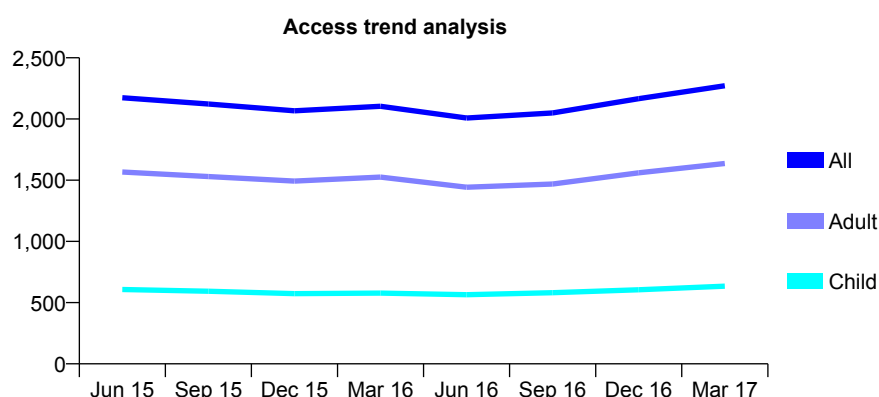
Q68 - Vital Signs At a Glance Contract Report for 694967/0001 - Year end March 2017

Name or company name	MR ND MAHANI
Contract type name	GDS Contract
Purpose of contract	General
Contract start date	01/07/2008
Contract end date	

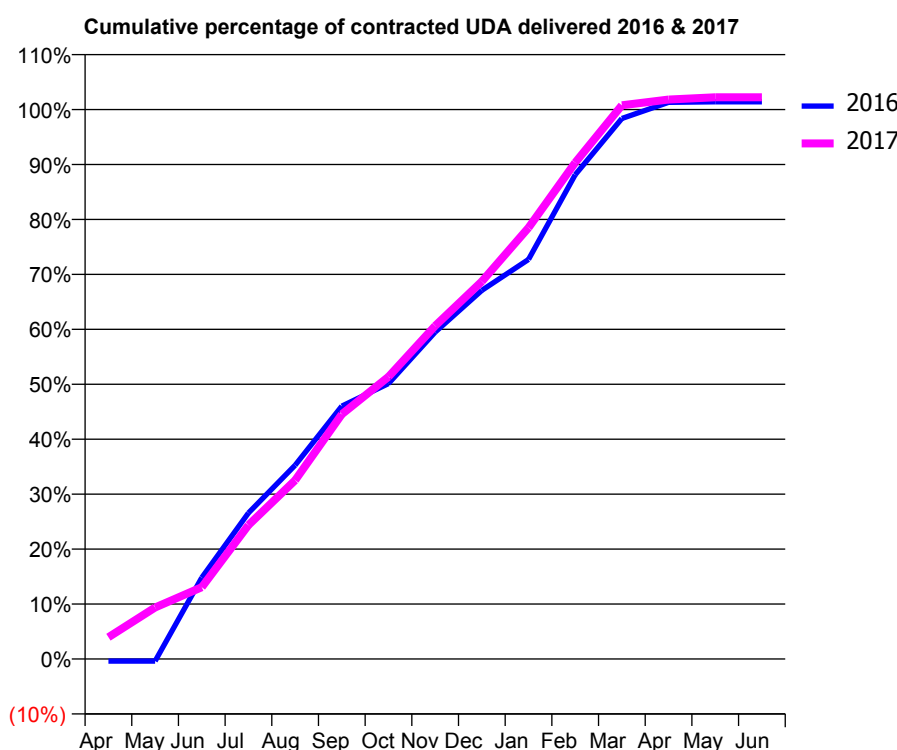
16/17 Contracted general activity (UDA)	5,878
Carry forward general activity (UDA)	-82
16/17 Contracted orthodontic activity (UOA)	0
Carry forward orthodontic activity (UOA)	0
Baseline contract value	£147,549.34

ACCESS*

Patients seen in 24 months	Total	Change since previous quarter
Quarter ending March 2016	2,104	
Quarter ending June 2016	2,008	↓
Quarter ending September 2016	2,050	↑
Quarter ending December 2016	2,166	↑
Quarter ending March 2017	2,272	↑
Variance since March 2016	8.0%	↑



ACTIVITY



Adjusted Scheduled Activity (UDA)		
Month	2016	2017
April	-24	234
May	-24	551
June	871	768
July	1,562	1,433
August	2,073	1,913
September	2,705	2,619
October	2,946	3,019
November	3,496	3,564
December	3,944	4,038
January	4,275	4,614
February	5,180	5,310
March	5,782	5,923
April	5,955	5,985
May	5,960	6,009
June	5,960	6,009

QUALITY

	Quantity	Base Number	Contract	AT	Region	England
% of FP17s for the same patient ID Re-attending within 3 months - Children	92	1,071	8.6%	9.8%	11.9%	12.3%
% of FP17s for the same patient ID Re-attending within 3 months - Adults	339	2,430	14.0%	15.9%	16.6%	16.7%
% of FP17s for the same patient ID Re-attending between 3 & 9 months - Children	683	1,071	63.8%	59.0%	60.2%	57.6%
% of FP17s for the same patient ID Re-attending between 3 & 9 months - Adults	1,312	2,430	54.0%	50.5%	51.5%	50.1%
% of FP17s for Band 1 Urgent Courses	305	3,500	8.7%	9.5%	9.5%	9.1%
% of FP17s Relating to Free Repair or Replacements	19	3,500	0.5%	0.6%	0.7%	0.8%
% of FP17s Relating to Continuations	6	3,500	0.2%	1.1%	1.2%	1.2%
% of Patients satisfied with the dentistry they have received	5	5	N/A	92.4%	93.1%	92.8%
% of Patients satisfied with the time they had to wait for an appointment	5	5	N/A	89.1%	88.8%	88.7%

* This is based on patients treated on this contract for their most recent course of treatment. Figures in italics indicate the base number of FP17s or Patient Questionnaire responses are less than 100. N/A is shown where the base number of responses is less than 10 during the period. % is calculated as Quantity/Base number*100

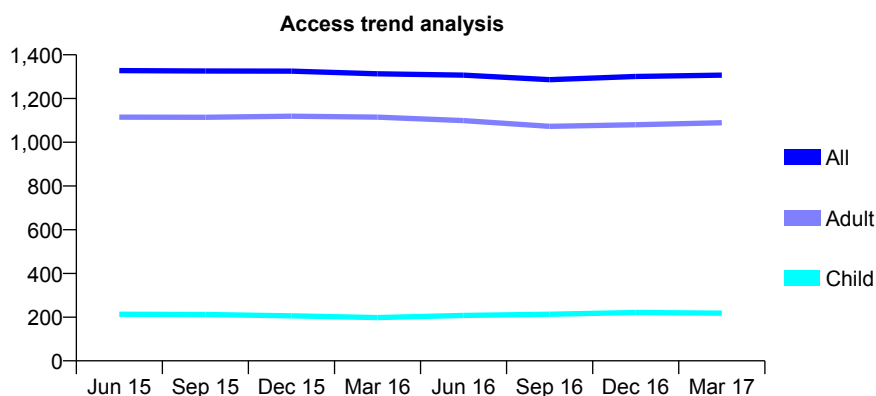
Q68 - Vital Signs At a Glance Contract Report for 695084/0002 - Year end March 2017

Name or company name	MS JJ WOJTASIEWICZ-SKOLMOWSKA
Contract type name	GDS Contract
Purpose of contract	General
Contract start date	01/04/2008
Contract end date	

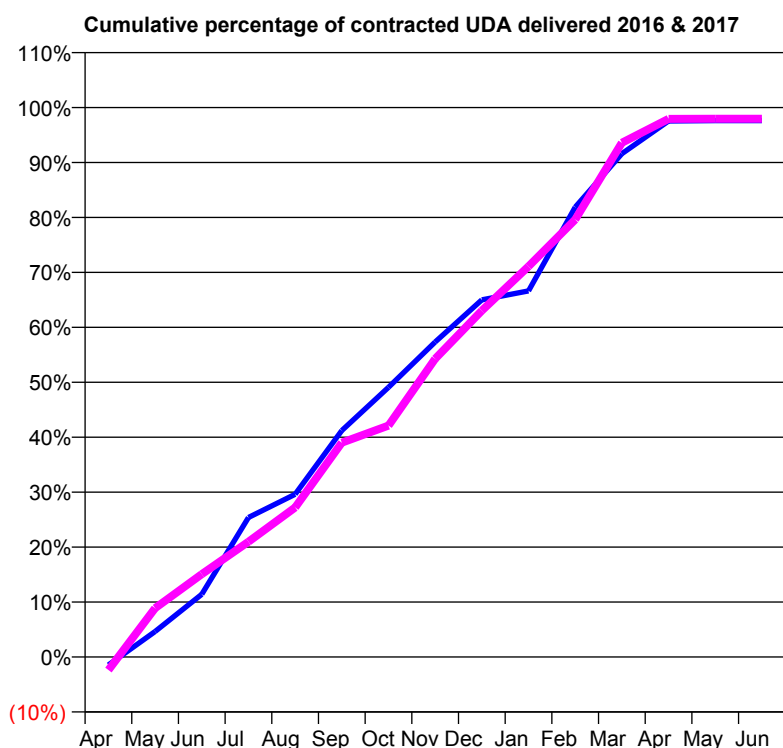
16/17 Contracted general activity (UDA)	6,029
Carry forward general activity (UDA)	144
16/17 Contracted orthodontic activity (UOA)	0
Carry forward orthodontic activity (UOA)	0
Baseline contract value	£135,879.95

ACCESS*

Patients seen in 24 months	Total	Change since previous quarter
Quarter ending March 2016	1,313	
Quarter ending June 2016	1,307	→
Quarter ending September 2016	1,286	↓
Quarter ending December 2016	1,301	→
Quarter ending March 2017	1,307	→
Variance since March 2016	(0.5%)	→



ACTIVITY



Adjusted Scheduled Activity (UDA)		
Month	2016	2017
April	-89	-144
May	281	536
June	688	909
July	1,531	1,265
August	1,786	1,641
September	2,486	2,352
October	2,960	2,539
November	3,457	3,272
December	3,919	3,801
January	4,017	4,286
February	4,935	4,799
March	5,522	5,642
April	5,881	5,905
May	5,885	5,906
June	5,885	5,906

QUALITY

	Quantity	Base Number	Contract	AT	Region	England
% of FP17s for the same patient ID Re-attending within 3 months - Children	29	383	7.6%	9.8%	11.9%	12.3%
% of FP17s for the same patient ID Re-attending within 3 months - Adults	408	1,974	20.7%	15.9%	16.6%	16.7%
% of FP17s for the same patient ID Re-attending between 3 & 9 months - Children	254	383	66.3%	59.0%	60.2%	57.6%
% of FP17s for the same patient ID Re-attending between 3 & 9 months - Adults	998	1,974	50.6%	50.5%	51.5%	50.1%
% of FP17s for Band 1 Urgent Courses	304	2,324	13.1%	9.5%	9.5%	9.1%
% of FP17s Relating to Free Repair or Replacements	49	2,324	2.1%	0.6%	0.7%	0.8%
% of FP17s Relating to Continuations	13	2,324	0.6%	1.1%	1.2%	1.2%
% of Patients satisfied with the dentistry they have received	6	6	N/A	92.4%	93.1%	92.8%
% of Patients satisfied with the time they had to wait for an appointment	6	6	N/A	89.1%	88.8%	88.7%

* This is based on patients treated on this contract for their most recent course of treatment. Figures in italics indicate the base number of FP17s or Patient Questionnaire responses are less than 100. N/A is shown where the base number of responses is less than 10 during the period. % is calculated as Quantity/Base number*100

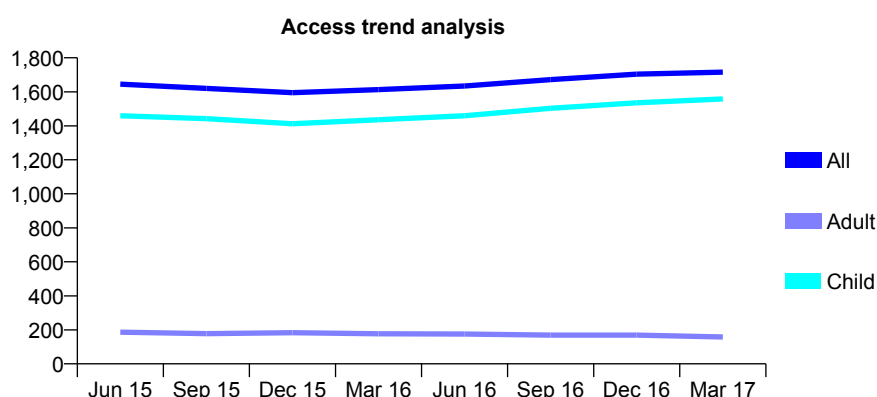
Q68 - Vital Signs At a Glance Contract Report for 723878/0002 - Year end March 2017

Name or company name	MRS JM HATTON
Contract type name	GDS Contract
Purpose of contract	General
Contract start date	01/11/2010
Contract end date	

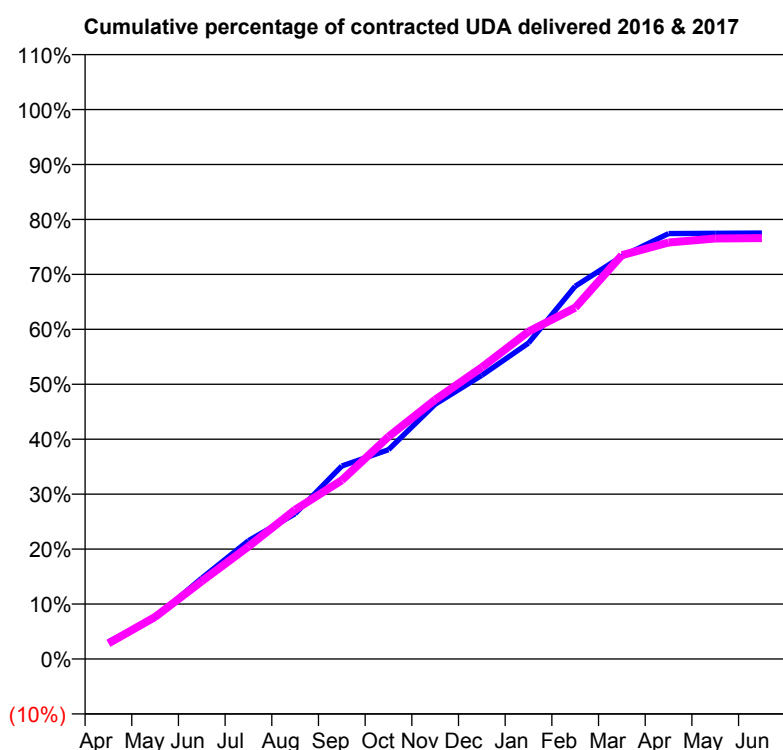
16/17 Contracted general activity (UDA)	5,000
Carry forward general activity (UDA)	0
16/17 Contracted orthodontic activity (UOA)	0
Carry forward orthodontic activity (UOA)	0
Baseline contract value	£111,110.00

ACCESS*

Patients seen in 24 months	Total	Change since previous quarter
Quarter ending March 2016	1,613	
Quarter ending June 2016	1,634	→
Quarter ending September 2016	1,672	↑
Quarter ending December 2016	1,704	→
Quarter ending March 2017	1,716	→
Variance since March 2016	6.4%	↑



ACTIVITY



Adjusted Scheduled Activity (UDA)		
Month	2016	2017
April	157	143
May	378	383
June	736	708
July	1,077	1,024
August	1,321	1,358
September	1,756	1,627
October	1,904	2,024
November	2,318	2,359
December	2,581	2,654
January	2,876	2,980
February	3,392	3,197
March	3,664	3,675
April	3,872	3,790
May	3,874	3,826
June	3,876	3,830

QUALITY

	Quantity	Base Number	Contract	AT	Region	England
% of FP17s for the same patient ID Re-attending within 3 months - Children	205	2,554	8.0%	9.8%	11.9%	12.3%
% of FP17s for the same patient ID Re-attending within 3 months - Adults	7	65	10.8%	15.9%	16.6%	16.7%
% of FP17s for the same patient ID Re-attending between 3 & 9 months - Children	1,653	2,554	64.7%	59.0%	60.2%	57.6%
% of FP17s for the same patient ID Re-attending between 3 & 9 months - Adults	41	65	63.1%	50.5%	51.5%	50.1%
% of FP17s for Band 1 Urgent Courses	96	2,595	3.7%	9.5%	9.5%	9.1%
% of FP17s Relating to Free Repair or Replacements	2	2,595	0.1%	0.6%	0.7%	0.8%
% of FP17s Relating to Continuations	2	2,595	0.1%	1.1%	1.2%	1.2%
% of Patients satisfied with the dentistry they have received	0	0	N/A	92.4%	93.1%	92.8%
% of Patients satisfied with the time they had to wait for an appointment	0	0	N/A	89.1%	88.8%	88.7%

* This is based on patients treated on this contract for their most recent course of treatment. Figures in italics indicate the base number of FP17s or Patient Questionnaire responses are less than 100. N/A is shown where the base number of responses is less than 10 during the period. % is calculated as Quantity/Base number*100

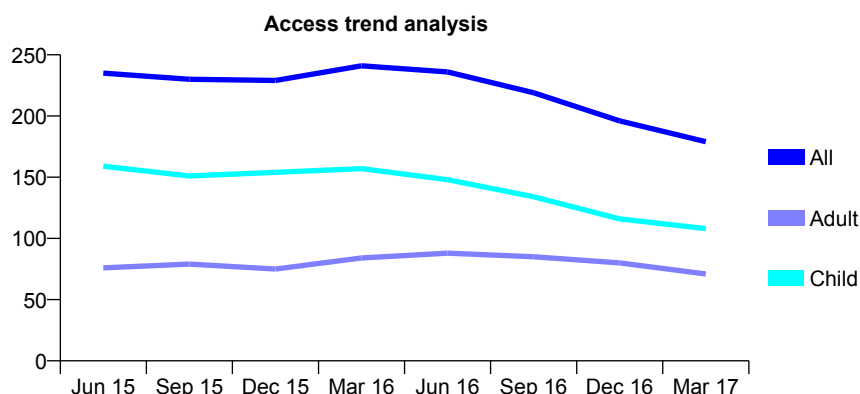
Q68 - Vital Signs At a Glance Contract Report for 724696/0001 - Year end March 2017

Name or company name	MR AM PEARSON
Contract type name	GDS Contract
Purpose of contract	General
Contract start date	01/12/2011
Contract end date	30/09/2016

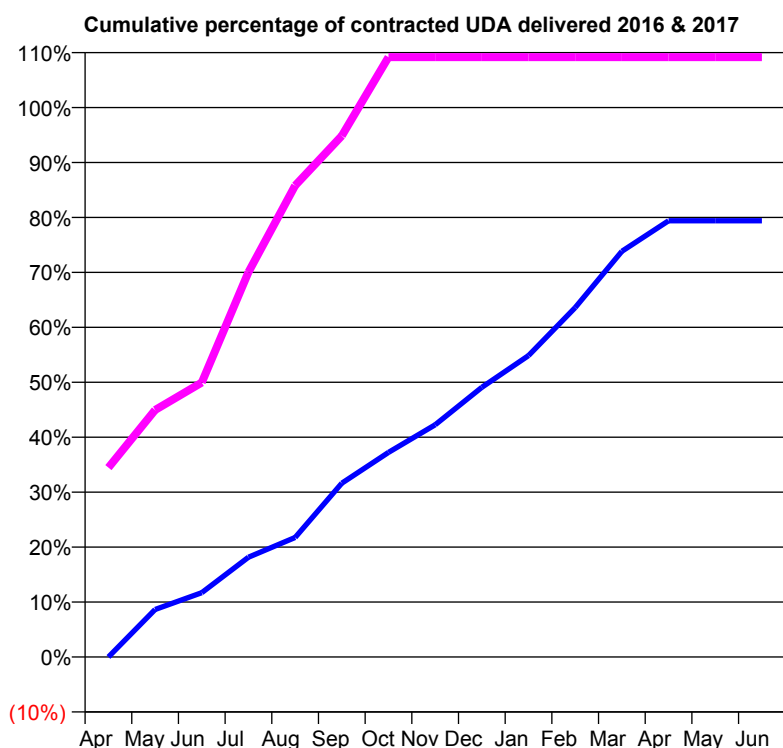
16/17 Contracted general activity (UDA)	279
Carry forward general activity (UDA)	0
16/17 Contracted orthodontic activity (UOA)	0
Carry forward orthodontic activity (UOA)	0
Baseline contract value	£5,833.52

ACCESS*

Patients seen in 24 months	Total	Change since previous quarter
Quarter ending March 2016	241	
Quarter ending June 2016	236	↓
Quarter ending September 2016	219	↓
Quarter ending December 2016	196	↓
Quarter ending March 2017	179	↓
Variance since March 2016	(25.7%)	↓



ACTIVITY



Adjusted Scheduled Activity (UDA)		
Month	2016	2017
April	0	96
May	48	125
June	65	139
July	101	195
August	121	239
September	176	265
October	207	305
November	235	305
December	273	305
January	306	305
February	354	305
March	411	305
April	442	305
May	442	305
June	442	305

QUALITY

	Quantity	Base Number	Contract	AT	Region	England
% of FP17s for the same patient ID Re-attending within 3 months - Children	9	108	8.3%	9.8%	11.9%	12.3%
% of FP17s for the same patient ID Re-attending within 3 months - Adults	2	54	3.7%	15.9%	16.6%	16.7%
% of FP17s for the same patient ID Re-attending between 3 & 9 months - Children	75	108	69.4%	59.0%	60.2%	57.6%
% of FP17s for the same patient ID Re-attending between 3 & 9 months - Adults	34	54	63.0%	50.5%	51.5%	50.1%
% of FP17s for Band 1 Urgent Courses	3	147	2.0%	9.5%	9.5%	9.1%
% of FP17s Relating to Free Repair or Replacements	0	147	0.0%	0.6%	0.7%	0.8%
% of FP17s Relating to Continuations	0	147	0.0%	1.1%	1.2%	1.2%
% of Patients satisfied with the dentistry they have received	0	0	N/A	92.4%	93.1%	92.8%
% of Patients satisfied with the time they had to wait for an appointment	0	0	N/A	89.1%	88.8%	88.7%

* This is based on patients treated on this contract for their most recent course of treatment. Figures in italics indicate the base number of FP17s or Patient Questionnaire responses are less than 100. N/A is shown where the base number of responses is less than 10 during the period. % is calculated as Quantity/Base number*100

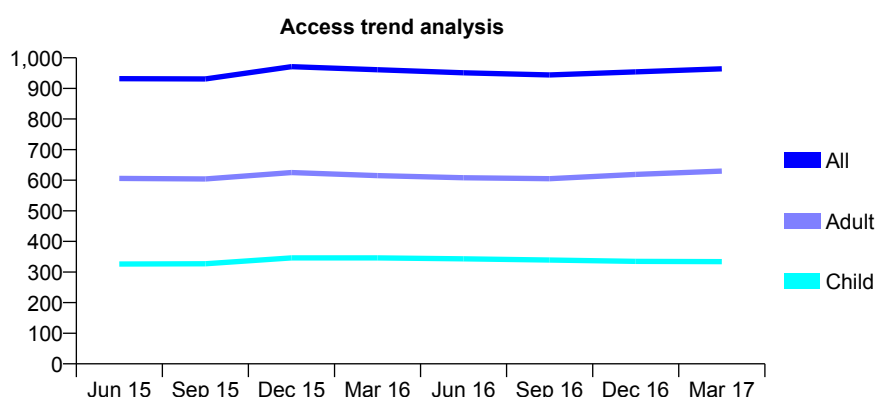
Q68 - Vital Signs At a Glance Contract Report for 725188/0001 - Year end March 2017

Name or company name	MR JE BELLRINGER
Contract type name	GDS Contract
Purpose of contract	General
Contract start date	01/04/2006
Contract end date	

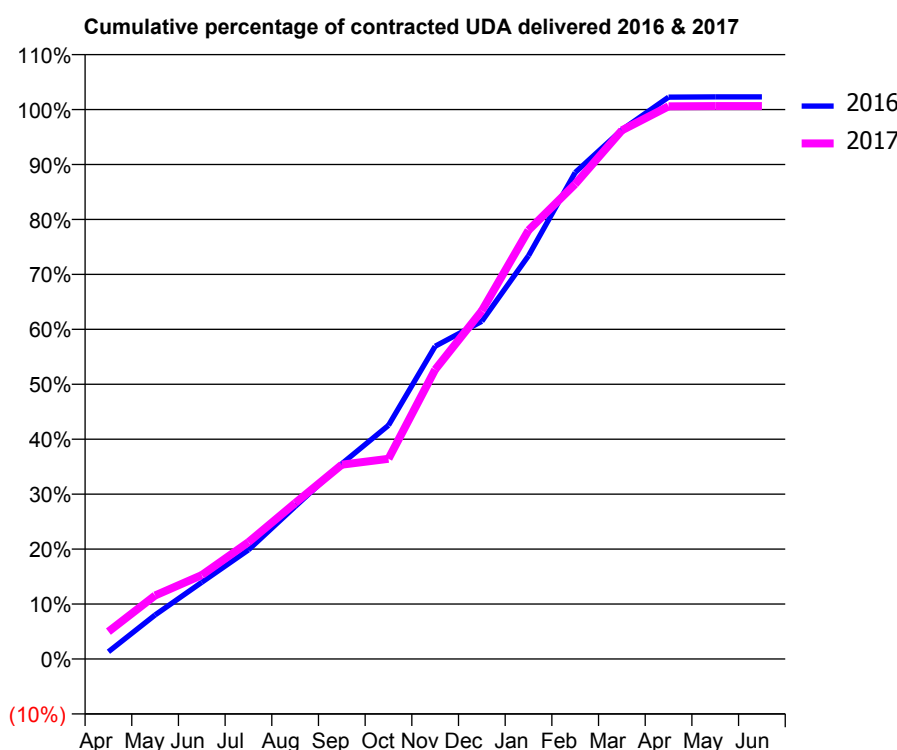
16/17 Contracted general activity (UDA)	2,186
Carry forward general activity (UDA)	-44
16/17 Contracted orthodontic activity (UOA)	0
Carry forward orthodontic activity (UOA)	0
Baseline contract value	£50,156.71

ACCESS*

Patients seen in 24 months	Total	Change since previous quarter
Quarter ending March 2016	961	
Quarter ending June 2016	951	↓
Quarter ending September 2016	944	→
Quarter ending December 2016	954	→
Quarter ending March 2017	964	→
Variance since March 2016	0.3%	→



ACTIVITY



Adjusted Scheduled Activity (UDA)		
Month	2016	2017
April	29	109
May	175	253
June	305	334
July	434	465
August	607	621
September	777	773
October	930	796
November	1,244	1,151
December	1,343	1,385
January	1,605	1,706
February	1,935	1,889
March	2,105	2,103
April	2,235	2,199
May	2,236	2,200
June	2,236	2,200

QUALITY

	Quantity	Base Number	Contract	AT	Region	England
% of FP17s for the same patient ID Re-attending within 3 months - Children	31	551	5.6%	9.8%	11.9%	12.3%
% of FP17s for the same patient ID Re-attending within 3 months - Adults	72	703	10.2%	15.9%	16.6%	16.7%
% of FP17s for the same patient ID Re-attending between 3 & 9 months - Children	375	551	68.1%	59.0%	60.2%	57.6%
% of FP17s for the same patient ID Re-attending between 3 & 9 months - Adults	404	703	57.5%	50.5%	51.5%	50.1%
% of FP17s for Band 1 Urgent Courses	38	1,234	3.1%	9.5%	9.5%	9.1%
% of FP17s Relating to Free Repair or Replacements	15	1,234	1.2%	0.6%	0.7%	0.8%
% of FP17s Relating to Continuations	23	1,234	1.9%	1.1%	1.2%	1.2%
% of Patients satisfied with the dentistry they have received	0	1	N/A	92.4%	93.1%	92.8%
% of Patients satisfied with the time they had to wait for an appointment	1	1	N/A	89.1%	88.8%	88.7%

* This is based on patients treated on this contract for their most recent course of treatment. Figures in italics indicate the base number of FP17s or Patient Questionnaire responses are less than 100. N/A is shown where the base number of responses is less than 10 during the period. % is calculated as Quantity/Base number*100

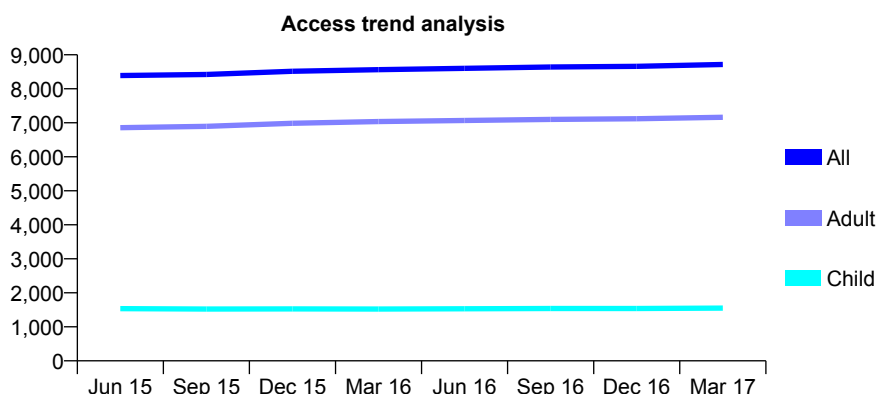
Q68 - Vital Signs At a Glance Contract Report for 725536/0001 - Year end March 2017

Name or company name	East Street Dental Partnership
Contract type name	GDS Contract
Purpose of contract	General
Contract start date	01/04/2007
Contract end date	

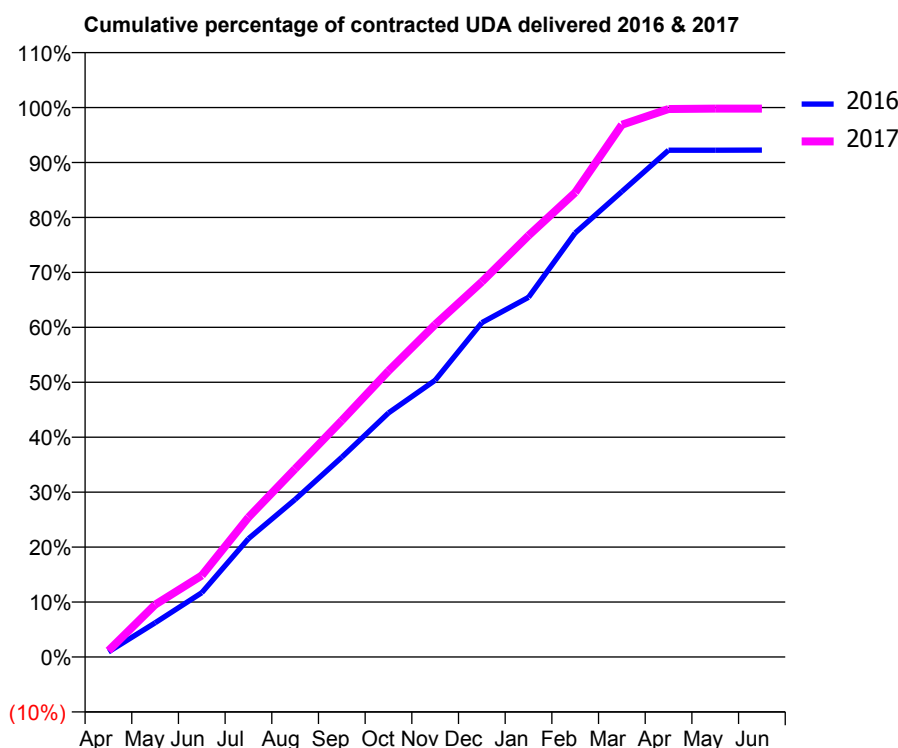
16/17 Contracted general activity (UDA)	22,120
Carry forward general activity (UDA)	0
16/17 Contracted orthodontic activity (UOA)	0
Carry forward orthodontic activity (UOA)	0
Baseline contract value	£494,211.50

ACCESS*

Patients seen in 24 months	Total	Change since previous quarter
Quarter ending March 2016	8,561	
Quarter ending June 2016	8,601	→
Quarter ending September 2016	8,640	→
Quarter ending December 2016	8,659	→
Quarter ending March 2017	8,715	→
Variance since March 2016	1.8%	→



ACTIVITY



Adjusted Scheduled Activity (UDA)		
Month	2016	2017
April	229	252
May	1,528	2,108
June	2,873	3,283
July	5,279	5,623
August	7,033	7,575
September	8,918	9,519
October	10,889	11,517
November	12,350	13,386
December	14,920	15,101
January	16,053	16,963
February	18,926	18,697
March	20,768	21,423
April	22,611	22,057
May	22,616	22,074
June	22,620	22,075

QUALITY

	Quantity	Base Number	Contract	AT	Region	England
% of FP17s for the same patient ID Re-attending within 3 months - Children	150	2,040	7.4%	9.8%	11.9%	12.3%
% of FP17s for the same patient ID Re-attending within 3 months - Adults	1,514	9,670	15.7%	15.9%	16.6%	16.7%
% of FP17s for the same patient ID Re-attending between 3 & 9 months - Children	1,018	2,040	49.9%	59.0%	60.2%	57.6%
% of FP17s for the same patient ID Re-attending between 3 & 9 months - Adults	4,606	9,670	47.6%	50.5%	51.5%	50.1%
% of FP17s for Band 1 Urgent Courses	782	10,338	7.6%	9.5%	9.5%	9.1%
% of FP17s Relating to Free Repair or Replacements	38	10,338	0.4%	0.6%	0.7%	0.8%
% of FP17s Relating to Continuations	296	10,338	2.9%	1.1%	1.2%	1.2%
% of Patients satisfied with the dentistry they have received	7	7	N/A	92.4%	93.1%	92.8%
% of Patients satisfied with the time they had to wait for an appointment	7	7	N/A	89.1%	88.8%	88.7%

* This is based on patients treated on this contract for their most recent course of treatment. Figures in italics indicate the base number of FP17s or Patient Questionnaire responses are less than 100. N/A is shown where the base number of responses is less than 10 during the period. % is calculated as Quantity/Base number*100

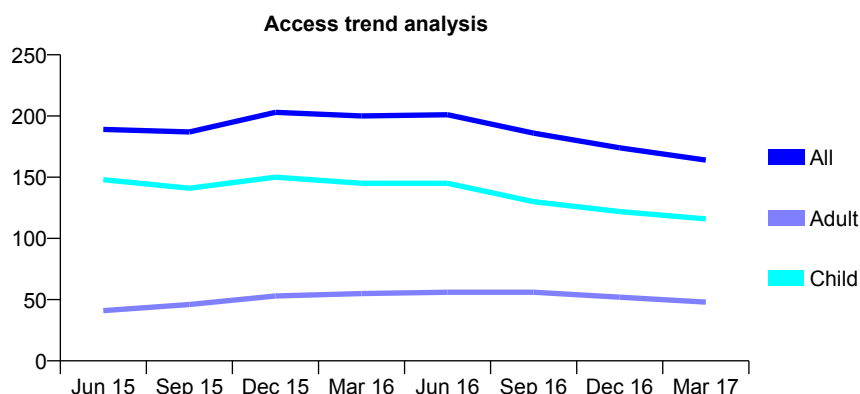
Q68 - Vital Signs At a Glance Contract Report for 729175/0004 - Year end March 2017

Name or company name	MR LD MURRAY
Contract type name	GDS Contract
Purpose of contract	General
Contract start date	01/04/2014
Contract end date	

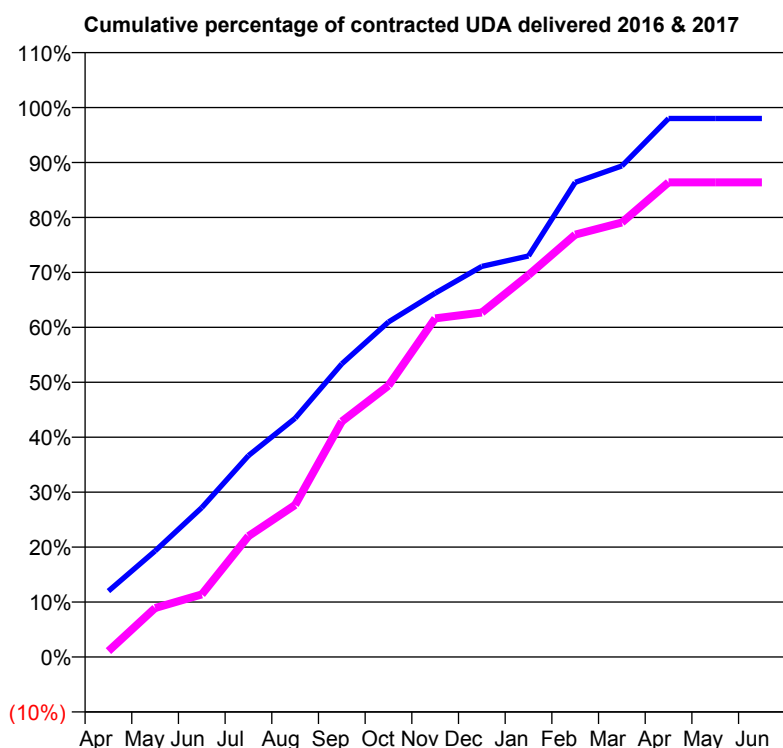
16/17 Contracted general activity (UDA)	370
Carry forward general activity (UDA)	7
16/17 Contracted orthodontic activity (UOA)	0
Carry forward orthodontic activity (UOA)	0
Baseline contract value	£9,467.84

ACCESS*

Patients seen in 24 months	Total	Change since previous quarter
Quarter ending March 2016	200	
Quarter ending June 2016	201	→
Quarter ending September 2016	186	↓
Quarter ending December 2016	174	↓
Quarter ending March 2017	164	↓
Variance since March 2016	(18.0%)	↓



ACTIVITY



Month	Adjusted Scheduled Activity (UDA)	
	2016	2017
April	44	4
May	71	33
June	101	42
July	136	81
August	161	102
September	197	159
October	226	183
November	245	228
December	263	232
January	270	257
February	320	284
March	331	293
April	363	320
May	363	320
June	363	320

QUALITY

	Quantity	Base Number	Contract	AT	Region	England
% of FP17s for the same patient ID Re-attending within 3 months - Children	8	179	4.5%	9.8%	11.9%	12.3%
% of FP17s for the same patient ID Re-attending within 3 months - Adults	6	38	15.8%	15.9%	16.6%	16.7%
% of FP17s for the same patient ID Re-attending between 3 & 9 months - Children	69	179	38.5%	59.0%	60.2%	57.6%
% of FP17s for the same patient ID Re-attending between 3 & 9 months - Adults	22	38	57.9%	50.5%	51.5%	50.1%
% of FP17s for Band 1 Urgent Courses	8	218	3.7%	9.5%	9.5%	9.1%
% of FP17s Relating to Free Repair or Replacements	0	218	0.0%	0.6%	0.7%	0.8%
% of FP17s Relating to Continuations	0	218	0.0%	1.1%	1.2%	1.2%
% of Patients satisfied with the dentistry they have received	0	0	N/A	92.4%	93.1%	92.8%
% of Patients satisfied with the time they had to wait for an appointment	0	0	N/A	89.1%	88.8%	88.7%

* This is based on patients treated on this contract for their most recent course of treatment. Figures in italics indicate the base number of FP17s or Patient Questionnaire responses are less than 100. N/A is shown where the base number of responses is less than 10 during the period. % is calculated as Quantity/Base number*100

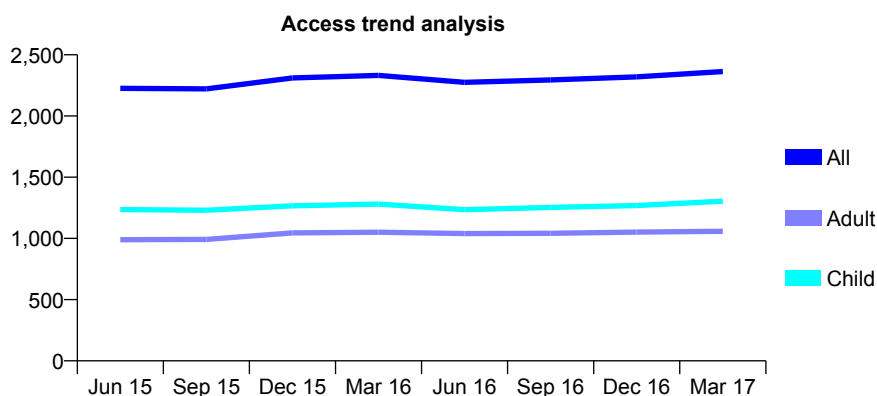
Q68 - Vital Signs At a Glance Contract Report for 729299/0001 - Year end March 2017

Name or company name	MISS MB QUEENAN
Contract type name	GDS Contract
Purpose of contract	General
Contract start date	01/04/2006
Contract end date	

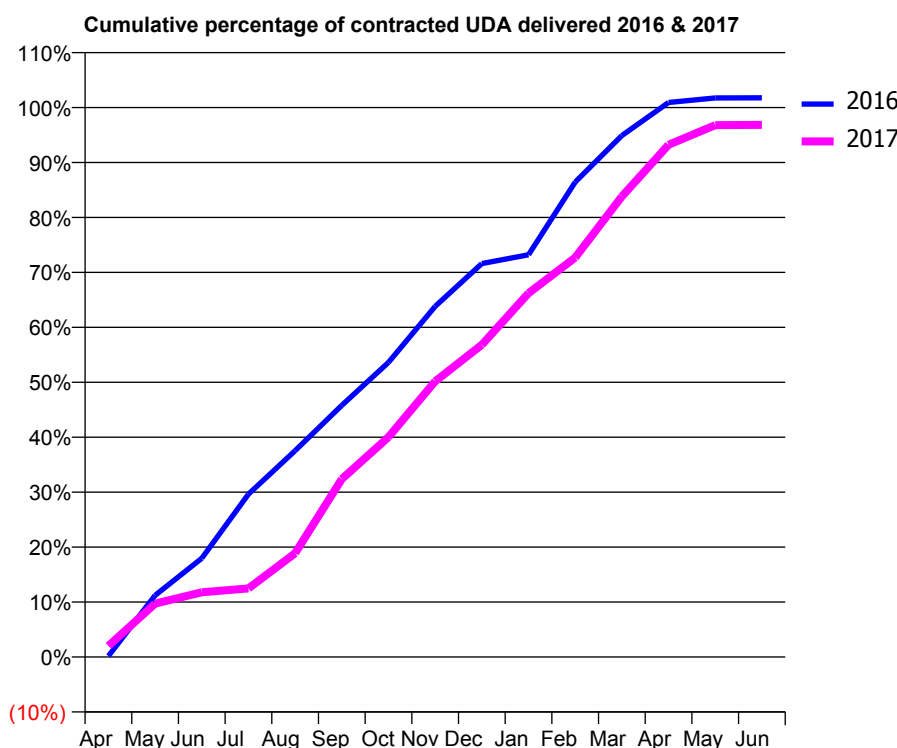
16/17 Contracted general activity (UDA)	4,368
Carry forward general activity (UDA)	-77
16/17 Contracted orthodontic activity (UOA)	0
Carry forward orthodontic activity (UOA)	0
Baseline contract value	£97,081.75

ACCESS*

Patients seen in 24 months	Total	Change since previous quarter
Quarter ending March 2016	2,332	
Quarter ending June 2016	2,275	↓
Quarter ending September 2016	2,295	→
Quarter ending December 2016	2,320	→
Quarter ending March 2017	2,363	→
Variance since March 2016	1.3%	→



ACTIVITY



Month	Adjusted Scheduled Activity (UDA)	
	2016	2017
April	8	89
May	491	425
June	785	515
July	1,295	545
August	1,640	825
September	2,001	1,414
October	2,342	1,748
November	2,787	2,191
December	3,128	2,482
January	3,197	2,892
February	3,775	3,175
March	4,145	3,661
April	4,408	4,072
May	4,444	4,227
June	4,445	4,229

QUALITY

	Quantity	Base Number	Contract	AT	Region	England
% of FP17s for the same patient ID Re-attending within 3 months - Children	79	1,523	5.2%	9.8%	11.9%	12.3%
% of FP17s for the same patient ID Re-attending within 3 months - Adults	104	1,044	10.0%	15.9%	16.6%	16.7%
% of FP17s for the same patient ID Re-attending between 3 & 9 months - Children	739	1,523	48.5%	59.0%	60.2%	57.6%
% of FP17s for the same patient ID Re-attending between 3 & 9 months - Adults	460	1,044	44.1%	50.5%	51.5%	50.1%
% of FP17s for Band 1 Urgent Courses	112	2,618	4.3%	9.5%	9.5%	9.1%
% of FP17s Relating to Free Repair or Replacements	2	2,618	0.1%	0.6%	0.7%	0.8%
% of FP17s Relating to Continuations	3	2,618	0.1%	1.1%	1.2%	1.2%
% of Patients satisfied with the dentistry they have received	3	3	N/A	92.4%	93.1%	92.8%
% of Patients satisfied with the time they had to wait for an appointment	3	3	N/A	89.1%	88.8%	88.7%

* This is based on patients treated on this contract for their most recent course of treatment. Figures in italics indicate the base number of FP17s or Patient Questionnaire responses are less than 100. N/A is shown where the base number of responses is less than 10 during the period. % is calculated as Quantity/Base number*100

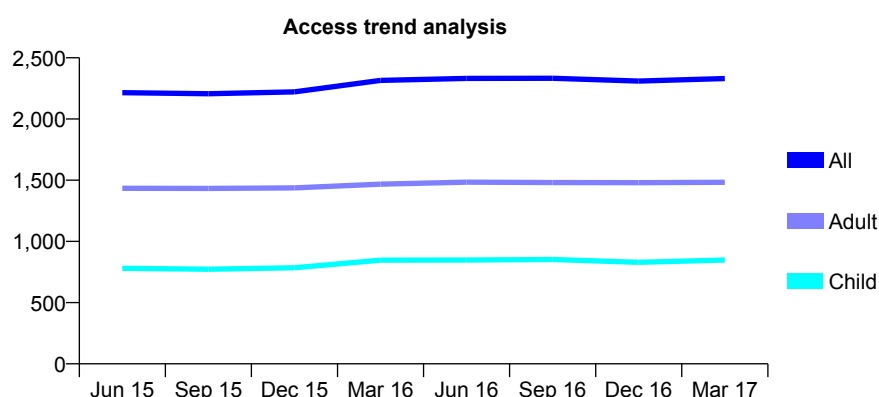
Q68 - Vital Signs At a Glance Contract Report for 729809/0002 - Year end March 2017

Name or company name	Priory House Dental Centre
Contract type name	GDS Contract
Purpose of contract	General
Contract start date	01/04/2011
Contract end date	

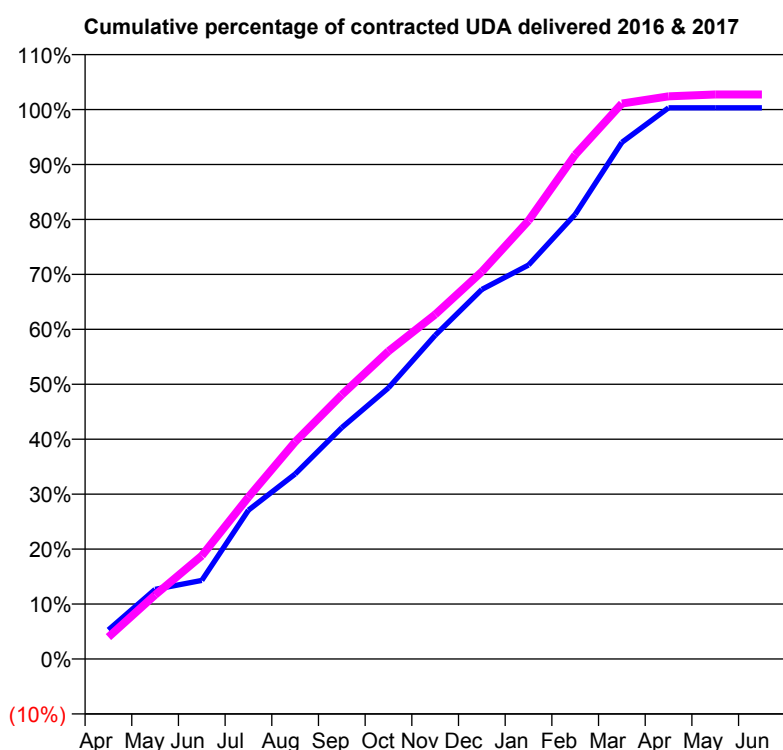
16/17 Contracted general activity (UDA)	5,300
Carry forward general activity (UDA)	-16
16/17 Contracted orthodontic activity (UOA)	0
Carry forward orthodontic activity (UOA)	0
Baseline contract value	£130,860.53

ACCESS*

Patients seen in 24 months	Total	Change since previous quarter
Quarter ending March 2016	2,315	
Quarter ending June 2016	2,332	→
Quarter ending September 2016	2,333	→
Quarter ending December 2016	2,310	→
Quarter ending March 2017	2,331	→
Variance since March 2016	0.7%	→



ACTIVITY



Adjusted Scheduled Activity (UDA)		
Month	2016	2017
April	280	211
May	672	618
June	758	996
July	1,436	1,562
August	1,784	2,094
September	2,232	2,549
October	2,616	2,969
November	3,122	3,323
December	3,565	3,736
January	3,800	4,229
February	4,289	4,864
March	4,983	5,357
April	5,316	5,427
May	5,316	5,445
June	5,316	5,445

QUALITY

	Quantity	Base Number	Contract	AT	Region	England
% of FP17s for the same patient ID Re-attending within 3 months - Children	81	1,106	7.3%	9.8%	11.9%	12.3%
% of FP17s for the same patient ID Re-attending within 3 months - Adults	297	2,043	14.5%	15.9%	16.6%	16.7%
% of FP17s for the same patient ID Re-attending between 3 & 9 months - Children	405	1,106	36.6%	59.0%	60.2%	57.6%
% of FP17s for the same patient ID Re-attending between 3 & 9 months - Adults	956	2,043	46.8%	50.5%	51.5%	50.1%
% of FP17s for Band 1 Urgent Courses	15	3,020	0.5%	9.5%	9.5%	9.1%
% of FP17s Relating to Free Repair or Replacements	48	3,020	1.6%	0.6%	0.7%	0.8%
% of FP17s Relating to Continuations	62	3,020	2.1%	1.1%	1.2%	1.2%
% of Patients satisfied with the dentistry they have received	3	3	N/A	92.4%	93.1%	92.8%
% of Patients satisfied with the time they had to wait for an appointment	2	3	N/A	89.1%	88.8%	88.7%

* This is based on patients treated on this contract for their most recent course of treatment. Figures in italics indicate the base number of FP17s or Patient Questionnaire responses are less than 100. N/A is shown where the base number of responses is less than 10 during the period. % is calculated as Quantity/Base number*100

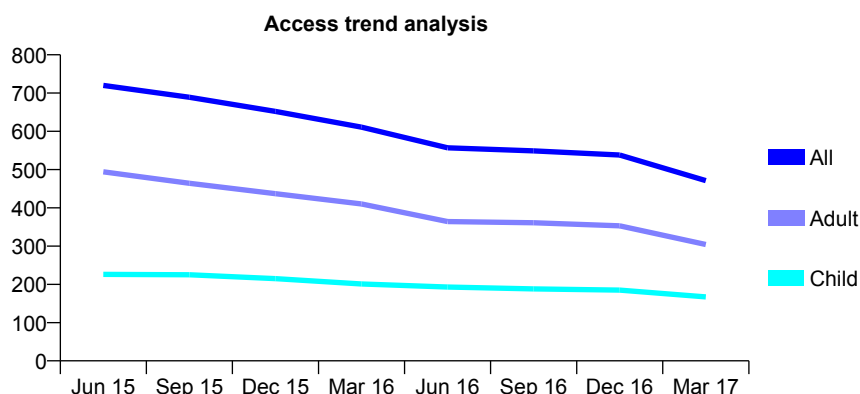
Q68 - Vital Signs At a Glance Contract Report for 729833/0001 - Year end March 2017

Name or company name	Priors Croft Partnership
Contract type name	GDS Contract
Purpose of contract	General
Contract start date	01/04/2006
Contract end date	31/03/2017

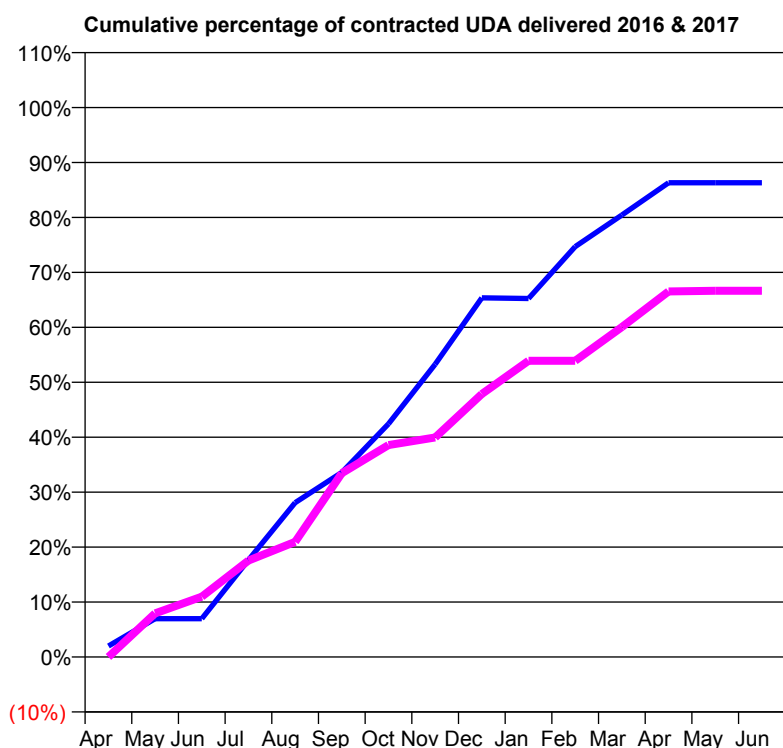
16/17 Contracted general activity (UDA)	800
Carry forward general activity (UDA)	0
16/17 Contracted orthodontic activity (UOA)	0
Carry forward orthodontic activity (UOA)	0
Baseline contract value	£17,136.13

ACCESS*

Patients seen in 24 months	Total	Change since previous quarter
Quarter ending March 2016	611	
Quarter ending June 2016	557	↓
Quarter ending September 2016	549	↓
Quarter ending December 2016	538	↓
Quarter ending March 2017	471	↓
Variance since March 2016	(22.9%)	↓



ACTIVITY



Adjusted Scheduled Activity (UDA)		
Month	2016	2017
April	16	0
May	56	64
June	56	88
July	141	140
August	225	168
September	269	268
October	339	309
November	426	320
December	523	383
January	522	431
February	597	431
March	643	480
April	690	532
May	690	533
June	690	533

QUALITY

	Quantity	Base Number	Contract	AT	Region	England
% of FP17s for the same patient ID Re-attending within 3 months - Children	10	249	4.0%	9.8%	11.9%	12.3%
% of FP17s for the same patient ID Re-attending within 3 months - Adults	20	310	6.5%	15.9%	16.6%	16.7%
% of FP17s for the same patient ID Re-attending between 3 & 9 months - Children	167	249	67.1%	59.0%	60.2%	57.6%
% of FP17s for the same patient ID Re-attending between 3 & 9 months - Adults	113	310	36.5%	50.5%	51.5%	50.1%
% of FP17s for Band 1 Urgent Courses	21	383	5.5%	9.5%	9.5%	9.1%
% of FP17s Relating to Free Repair or Replacements	0	383	0.0%	0.6%	0.7%	0.8%
% of FP17s Relating to Continuations	0	383	0.0%	1.1%	1.2%	1.2%
% of Patients satisfied with the dentistry they have received	0	0	N/A	92.4%	93.1%	92.8%
% of Patients satisfied with the time they had to wait for an appointment	0	0	N/A	89.1%	88.8%	88.7%

* This is based on patients treated on this contract for their most recent course of treatment. Figures in italics indicate the base number of FP17s or Patient Questionnaire responses are less than 100. N/A is shown where the base number of responses is less than 10 during the period. % is calculated as Quantity/Base number*100

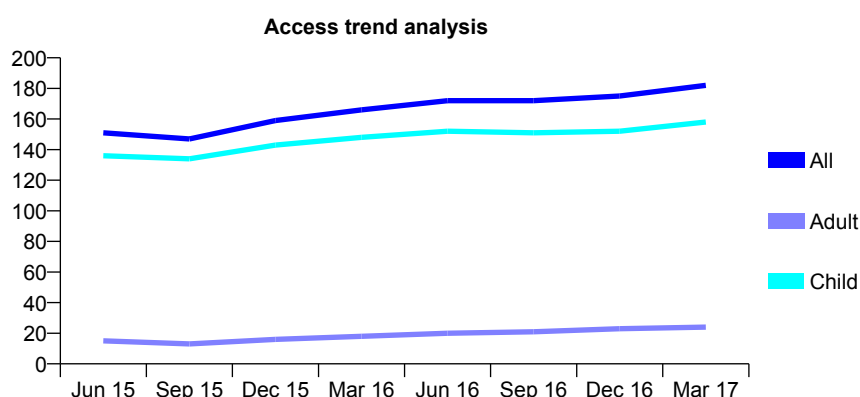
Q68 - Vital Signs At a Glance Contract Report for 730920/0001 - Year end March 2017

Name or company name	MR GA HILL
Contract type name	GDS Contract
Purpose of contract	General
Contract start date	01/04/2006
Contract end date	

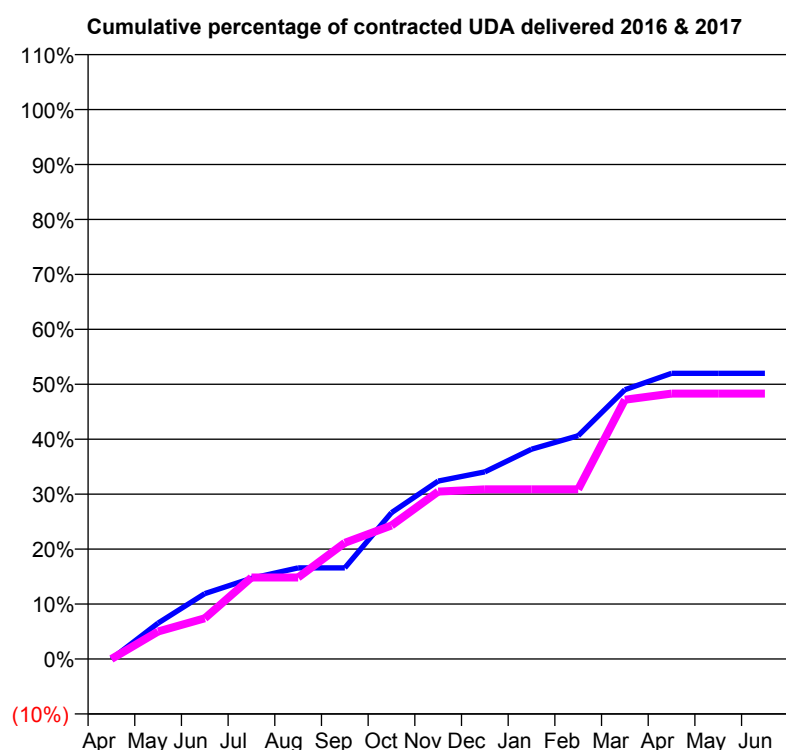
16/17 Contracted general activity (UDA)	539
Carry forward general activity (UDA)	0
16/17 Contracted orthodontic activity (UOA)	0
Carry forward orthodontic activity (UOA)	0
Baseline contract value	£13,281.04

ACCESS*

Patients seen in 24 months	Total	Change since previous quarter
Quarter ending March 2016	166	
Quarter ending June 2016	172	↑
Quarter ending September 2016	172	→
Quarter ending December 2016	175	→
Quarter ending March 2017	182	↑
Variance since March 2016	9.6%	↑



ACTIVITY



Adjusted Scheduled Activity (UDA)		
Month	2016	2017
April	0	0
May	35	27
June	64	40
July	79	80
August	89	80
September	89	114
October	144	131
November	175	164
December	184	166
January	206	166
February	219	166
March	264	254
April	280	260
May	280	260
June	280	260

QUALITY

	Quantity	Base Number	Contract	AT	Region	England
% of FP17s for the same patient ID Re-attending within 3 months - Children	3	181	1.7%	9.8%	11.9%	12.3%
% of FP17s for the same patient ID Re-attending within 3 months - Adults	0	6	0.0%	15.9%	16.6%	16.7%
% of FP17s for the same patient ID Re-attending between 3 & 9 months - Children	104	181	57.5%	59.0%	60.2%	57.6%
% of FP17s for the same patient ID Re-attending between 3 & 9 months - Adults	1	6	16.7%	50.5%	51.5%	50.1%
% of FP17s for Band 1 Urgent Courses	2	181	1.1%	9.5%	9.5%	9.1%
% of FP17s Relating to Free Repair or Replacements	0	181	0.0%	0.6%	0.7%	0.8%
% of FP17s Relating to Continuations	0	181	0.0%	1.1%	1.2%	1.2%
% of Patients satisfied with the dentistry they have received	0	0	N/A	92.4%	93.1%	92.8%
% of Patients satisfied with the time they had to wait for an appointment	0	0	N/A	89.1%	88.8%	88.7%

* This is based on patients treated on this contract for their most recent course of treatment. Figures in italics indicate the base number of FP17s or Patient Questionnaire responses are less than 100. N/A is shown where the base number of responses is less than 10 during the period. % is calculated as Quantity/Base number*100

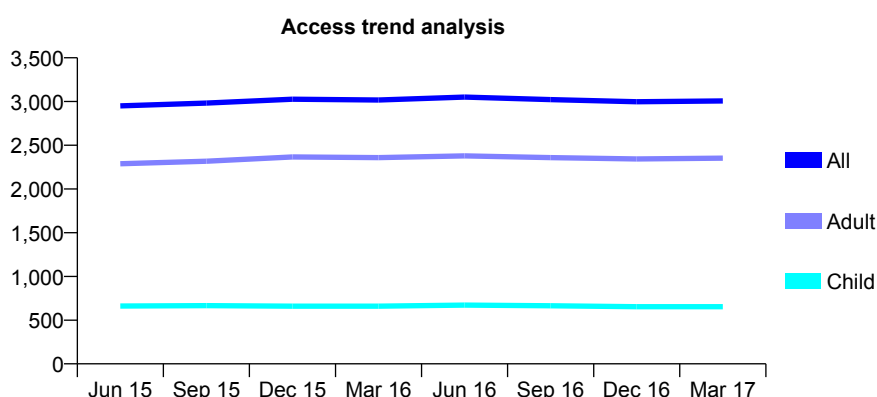
Q68 - Vital Signs At a Glance Contract Report for 732303/0001 - Year end March 2017

Name or company name	MR TM GLYNN
Contract type name	GDS Contract
Purpose of contract	General
Contract start date	31/08/2011
Contract end date	

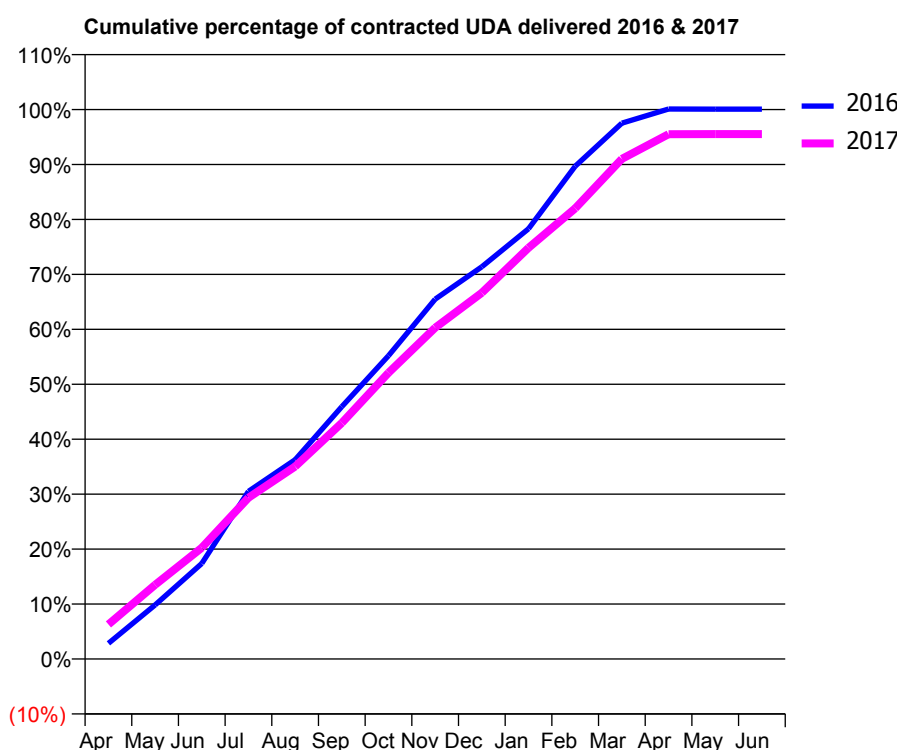
16/17 Contracted general activity (UDA)	7,554
Carry forward general activity (UDA)	-5
16/17 Contracted orthodontic activity (UOA)	0
Carry forward orthodontic activity (UOA)	0
Baseline contract value	£178,113.28

ACCESS*

Patients seen in 24 months	Total	Change since previous quarter
Quarter ending March 2016	3,017	
Quarter ending June 2016	3,051	→
Quarter ending September 2016	3,022	→
Quarter ending December 2016	2,997	→
Quarter ending March 2017	3,006	→
Variance since March 2016	(0.4%)	→



ACTIVITY



Adjusted Scheduled Activity (UDA)		
Month	2016	2017
April	215	476
May	743	1,020
June	1,313	1,530
July	2,305	2,218
August	2,739	2,646
September	3,468	3,246
October	4,169	3,934
November	4,946	4,554
December	5,393	5,035
January	5,915	5,652
February	6,775	6,195
March	7,367	6,875
April	7,561	7,215
May	7,559	7,216
June	7,559	7,216

QUALITY

	Quantity	Base Number	Contract	AT	Region	England
% of FP17s for the same patient ID Re-attending within 3 months - Children	27	799	3.4%	9.8%	11.9%	12.3%
% of FP17s for the same patient ID Re-attending within 3 months - Adults	241	2,726	8.8%	15.9%	16.6%	16.7%
% of FP17s for the same patient ID Re-attending between 3 & 9 months - Children	390	799	48.8%	59.0%	60.2%	57.6%
% of FP17s for the same patient ID Re-attending between 3 & 9 months - Adults	1,317	2,726	48.3%	50.5%	51.5%	50.1%
% of FP17s for Band 1 Urgent Courses	179	3,595	5.0%	9.5%	9.5%	9.1%
% of FP17s Relating to Free Repair or Replacements	27	3,595	0.8%	0.6%	0.7%	0.8%
% of FP17s Relating to Continuations	7	3,595	0.2%	1.1%	1.2%	1.2%
% of Patients satisfied with the dentistry they have received	11	11	100.0%	92.4%	93.1%	92.8%
% of Patients satisfied with the time they had to wait for an appointment	10	11	90.9%	89.1%	88.8%	88.7%

* This is based on patients treated on this contract for their most recent course of treatment. Figures in italics indicate the base number of FP17s or Patient Questionnaire responses are less than 100. N/A is shown where the base number of responses is less than 10 during the period. % is calculated as Quantity/Base number*100

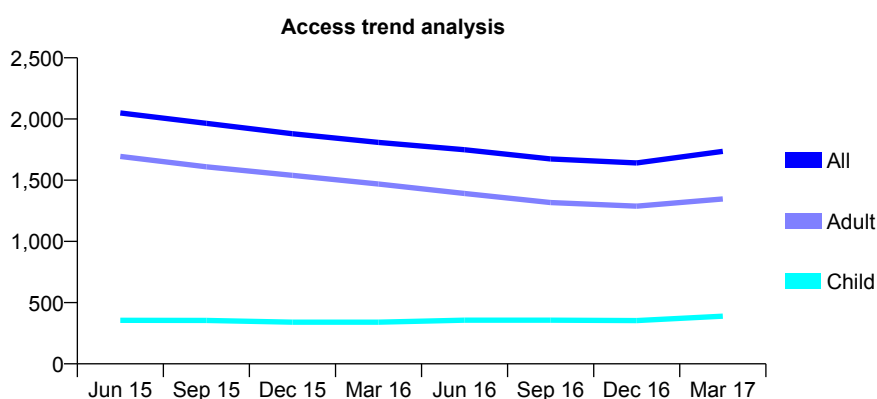
Q68 - Vital Signs At a Glance Contract Report for 739758/0002 - Year end March 2017

Name or company name	MISS JM PASCOE
Contract type name	GDS Contract
Purpose of contract	General
Contract start date	01/12/2012
Contract end date	

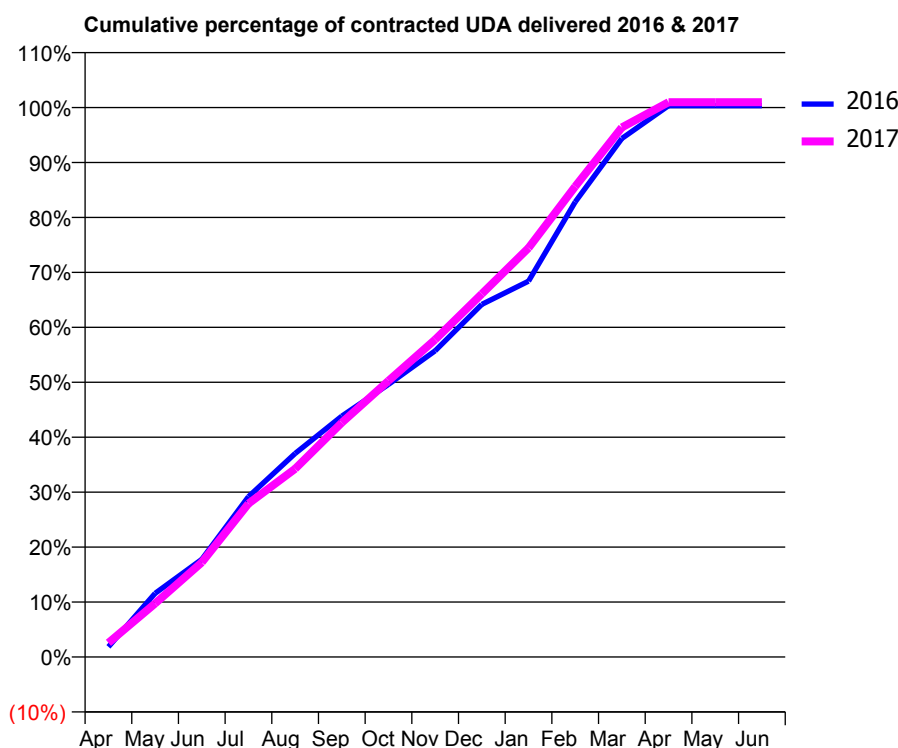
16/17 Contracted general activity (UDA)	4,950
Carry forward general activity (UDA)	-16
16/17 Contracted orthodontic activity (UOA)	0
Carry forward orthodontic activity (UOA)	0
Baseline contract value	£119,160.32

ACCESS*

Patients seen in 24 months	Total	Change since previous quarter
Quarter ending March 2016	1,809	
Quarter ending June 2016	1,749	↓
Quarter ending September 2016	1,674	↓
Quarter ending December 2016	1,641	↓
Quarter ending March 2017	1,736	↑
Variance since March 2016	(4.0%)	↓



ACTIVITY



Month	Adjusted Scheduled Activity (UDA)	
	2016	2017
April	92	128
May	574	482
June	880	853
July	1,444	1,381
August	1,833	1,696
September	2,170	2,111
October	2,456	2,488
November	2,759	2,860
December	3,177	3,272
January	3,385	3,685
February	4,099	4,239
March	4,670	4,771
April	4,966	4,998
May	4,966	4,998
June	4,966	4,998

QUALITY

	Quantity	Base Number	Contract	AT	Region	England
% of FP17s for the same patient ID Re-attending within 3 months - Children	38	511	7.4%	9.8%	11.9%	12.3%
% of FP17s for the same patient ID Re-attending within 3 months - Adults	265	1,859	14.3%	15.9%	16.6%	16.7%
% of FP17s for the same patient ID Re-attending between 3 & 9 months - Children	250	511	48.9%	59.0%	60.2%	57.6%
% of FP17s for the same patient ID Re-attending between 3 & 9 months - Adults	1,075	1,859	57.8%	50.5%	51.5%	50.1%
% of FP17s for Band 1 Urgent Courses	81	2,368	3.4%	9.5%	9.5%	9.1%
% of FP17s Relating to Free Repair or Replacements	39	2,368	1.6%	0.6%	0.7%	0.8%
% of FP17s Relating to Continuations	56	2,368	2.4%	1.1%	1.2%	1.2%
% of Patients satisfied with the dentistry they have received	2	2	N/A	92.4%	93.1%	92.8%
% of Patients satisfied with the time they had to wait for an appointment	2	2	N/A	89.1%	88.8%	88.7%

* This is based on patients treated on this contract for their most recent course of treatment. Figures in italics indicate the base number of FP17s or Patient Questionnaire responses are less than 100. N/A is shown where the base number of responses is less than 10 during the period. % is calculated as Quantity/Base number*100

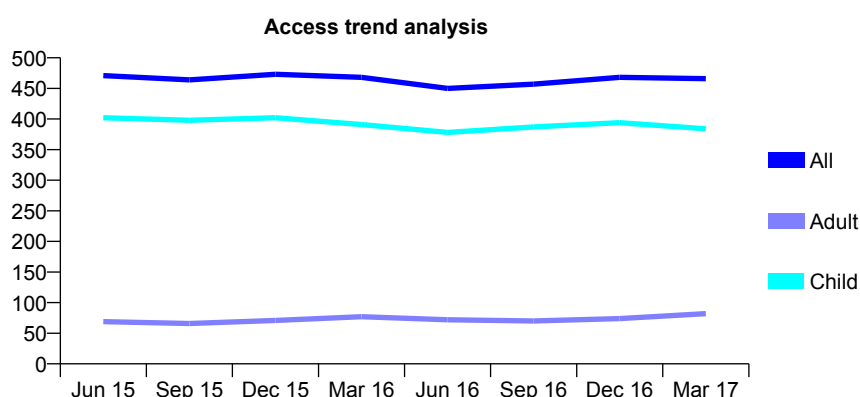
Q68 - Vital Signs At a Glance Contract Report for 739987/0001 - Year end March 2017

Name or company name	MR PJ ELLIS
Contract type name	GDS Contract
Purpose of contract	General
Contract start date	01/04/2006
Contract end date	

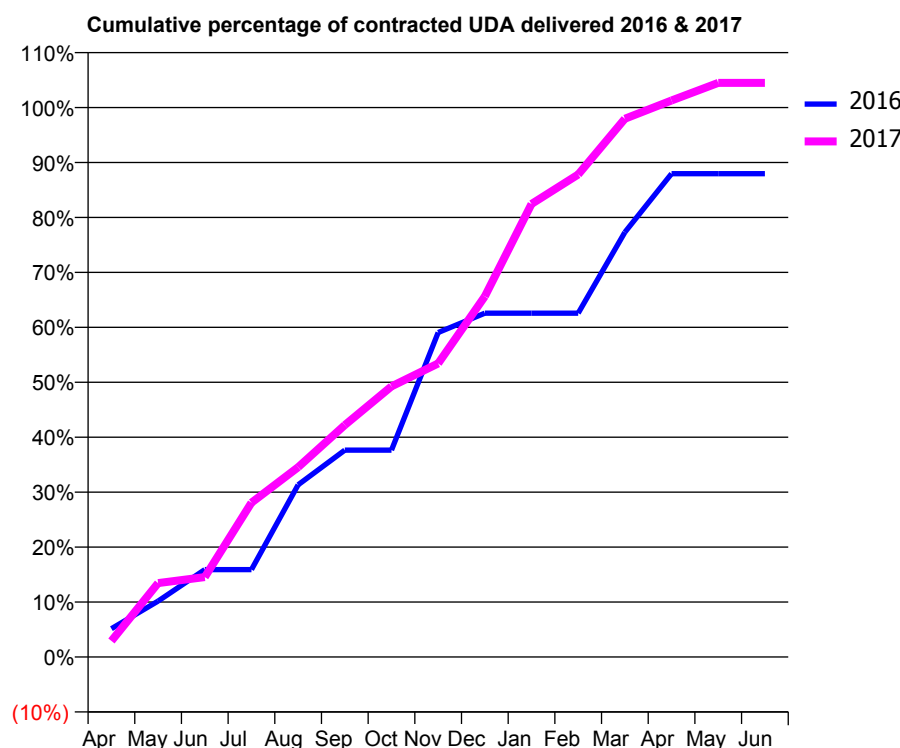
16/17 Contracted general activity (UDA)	750
Carry forward general activity (UDA)	0
16/17 Contracted orthodontic activity (UOA)	0
Carry forward orthodontic activity (UOA)	0
Baseline contract value	£16,665.70

ACCESS*

Patients seen in 24 months	Total	Change since previous quarter
Quarter ending March 2016	468	
Quarter ending June 2016	450	↓
Quarter ending September 2016	457	→
Quarter ending December 2016	468	↑
Quarter ending March 2017	466	→
Variance since March 2016	(0.4%)	→



ACTIVITY



Adjusted Scheduled Activity (UDA)		
Month	2016	2017
April	44	22
May	87	101
June	136	109
July	136	211
August	268	259
September	322	317
October	322	369
November	505	401
December	535	492
January	535	618
February	535	659
March	661	735
April	752	760
May	752	784
June	752	784

QUALITY

	Quantity	Base Number	Contract	AT	Region	England
% of FP17s for the same patient ID Re-attending within 3 months - Children	29	583	5.0%	9.8%	11.9%	12.3%
% of FP17s for the same patient ID Re-attending within 3 months - Adults	0	27	0.0%	15.9%	16.6%	16.7%
% of FP17s for the same patient ID Re-attending between 3 & 9 months - Children	355	583	60.9%	59.0%	60.2%	57.6%
% of FP17s for the same patient ID Re-attending between 3 & 9 months - Adults	15	27	55.6%	50.5%	51.5%	50.1%
% of FP17s for Band 1 Urgent Courses	18	577	3.1%	9.5%	9.5%	9.1%
% of FP17s Relating to Free Repair or Replacements	0	577	0.0%	0.6%	0.7%	0.8%
% of FP17s Relating to Continuations	0	577	0.0%	1.1%	1.2%	1.2%
% of Patients satisfied with the dentistry they have received	0	0	N/A	92.4%	93.1%	92.8%
% of Patients satisfied with the time they had to wait for an appointment	0	0	N/A	89.1%	88.8%	88.7%

* This is based on patients treated on this contract for their most recent course of treatment. Figures in italics indicate the base number of FP17s or Patient Questionnaire responses are less than 100. N/A is shown where the base number of responses is less than 10 during the period. % is calculated as Quantity/Base number*100

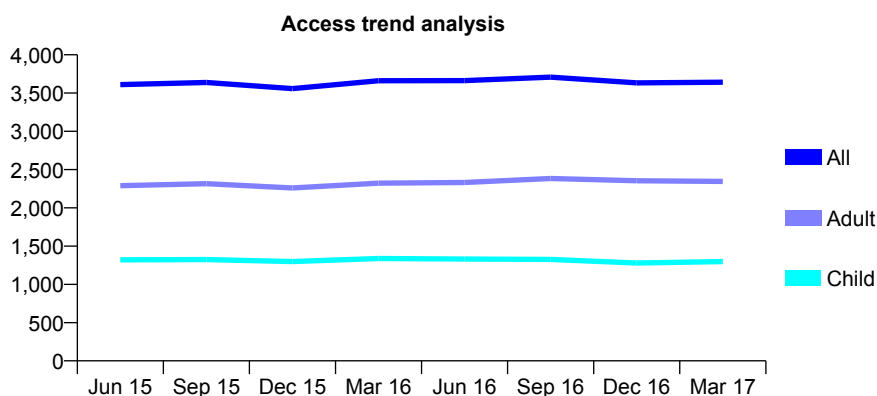
Q68 - Vital Signs At a Glance Contract Report for 740217/0001 - Year end March 2017

Name or company name	MR PC JENKINSON
Contract type name	GDS Contract
Purpose of contract	General
Contract start date	01/04/2006
Contract end date	

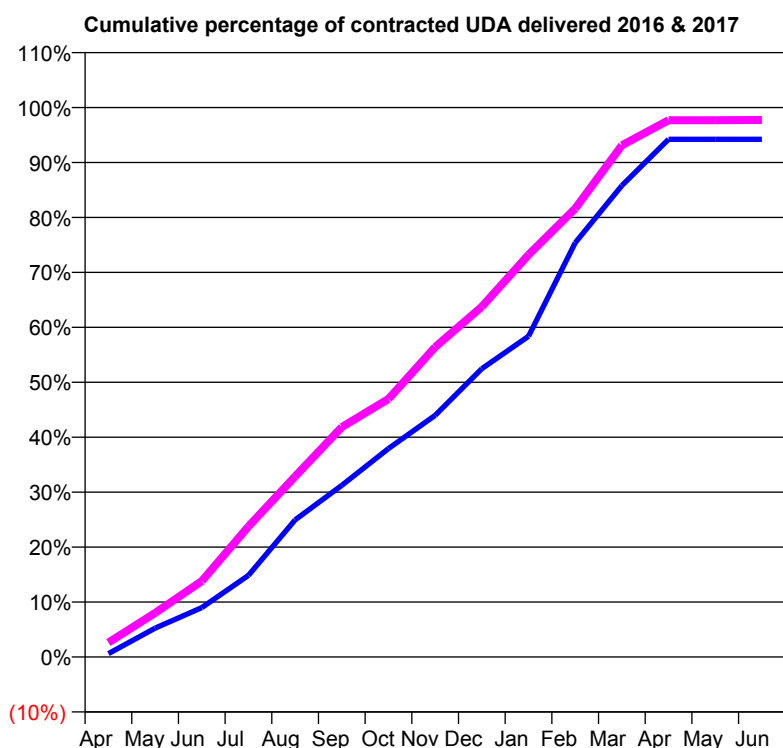
16/17 Contracted general activity (UDA)	7,817
Carry forward general activity (UDA)	0
16/17 Contracted orthodontic activity (UOA)	0
Carry forward orthodontic activity (UOA)	0
Baseline contract value	£211,260.20

ACCESS*

Patients seen in 24 months	Total	Change since previous quarter
Quarter ending March 2016	3,661	
Quarter ending June 2016	3,662	→
Quarter ending September 2016	3,708	→
Quarter ending December 2016	3,633	↓
Quarter ending March 2017	3,642	→
Variance since March 2016	(0.5%)	→



ACTIVITY



Month	Adjusted Scheduled Activity (UDA)	
	2016	2017
April	48	207
May	411	627
June	702	1,079
July	1,161	1,859
August	1,951	2,569
September	2,443	3,270
October	2,965	3,671
November	3,439	4,410
December	4,101	4,985
January	4,564	5,721
February	5,892	6,381
March	6,707	7,280
April	7,365	7,636
May	7,365	7,636
June	7,365	7,640

QUALITY

	Quantity	Base Number	Contract	AT	Region	England
% of FP17s for the same patient ID Re-attending within 3 months - Children	150	1,962	7.6%	9.8%	11.9%	12.3%
% of FP17s for the same patient ID Re-attending within 3 months - Adults	549	3,110	17.7%	15.9%	16.6%	16.7%
% of FP17s for the same patient ID Re-attending between 3 & 9 months - Children	1,180	1,962	60.1%	59.0%	60.2%	57.6%
% of FP17s for the same patient ID Re-attending between 3 & 9 months - Adults	1,359	3,110	43.7%	50.5%	51.5%	50.1%
% of FP17s for Band 1 Urgent Courses	340	3,881	8.8%	9.5%	9.5%	9.1%
% of FP17s Relating to Free Repair or Replacements	36	3,881	0.9%	0.6%	0.7%	0.8%
% of FP17s Relating to Continuations	28	3,881	0.7%	1.1%	1.2%	1.2%
% of Patients satisfied with the dentistry they have received	3	5	N/A	92.4%	93.1%	92.8%
% of Patients satisfied with the time they had to wait for an appointment	4	5	N/A	89.1%	88.8%	88.7%

* This is based on patients treated on this contract for their most recent course of treatment. Figures in italics indicate the base number of FP17s or Patient Questionnaire responses are less than 100. N/A is shown where the base number of responses is less than 10 during the period. % is calculated as Quantity/Base number*100

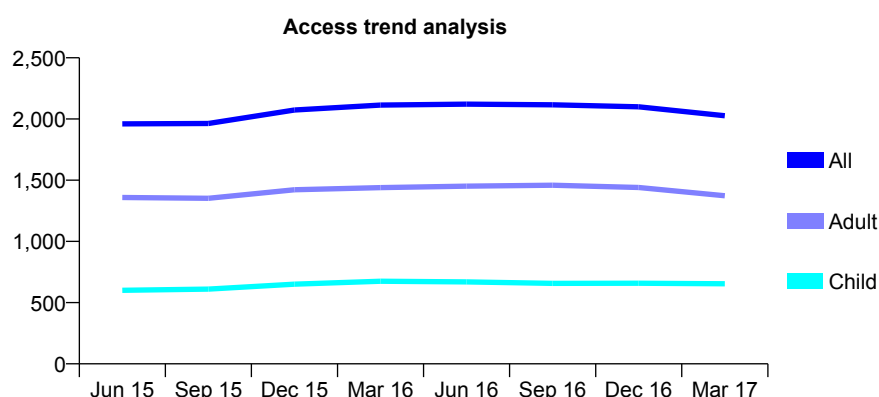
Q68 - Vital Signs At a Glance Contract Report for 741736/0001 - Year end March 2017

Name or company name	MR C NIGRELLI
Contract type name	GDS Contract
Purpose of contract	General
Contract start date	01/04/2006
Contract end date	

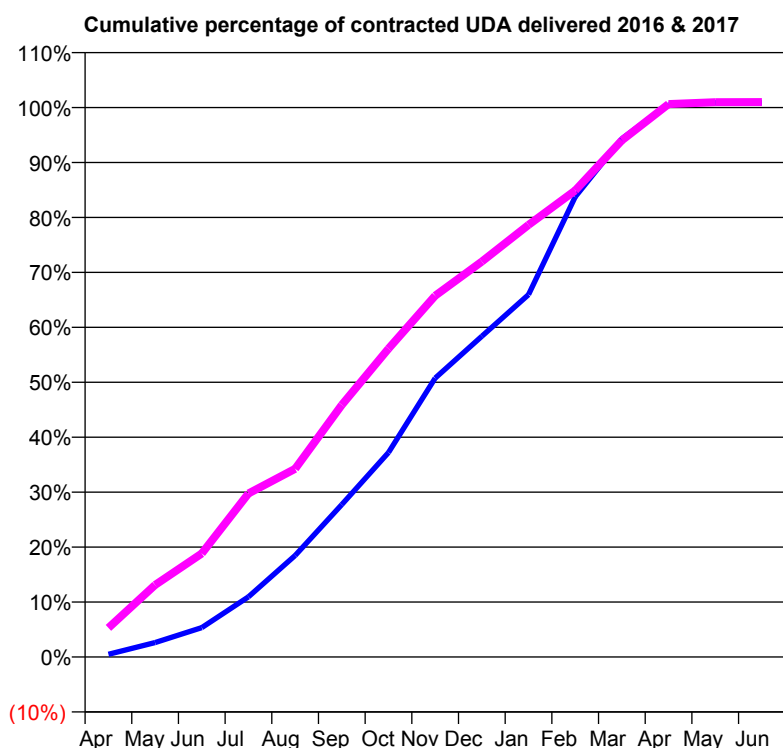
16/17 Contracted general activity (UDA)	5,167
Carry forward general activity (UDA)	-45
16/17 Contracted orthodontic activity (UOA)	0
Carry forward orthodontic activity (UOA)	0
Baseline contract value	£139,500.05

ACCESS*

Patients seen in 24 months	Total	Change since previous quarter
Quarter ending March 2016	2,114	
Quarter ending June 2016	2,121	→
Quarter ending September 2016	2,116	→
Quarter ending December 2016	2,100	→
Quarter ending March 2017	2,027	↓
Variance since March 2016	(4.1%)	↓



ACTIVITY



Adjusted Scheduled Activity (UDA)		
Month	2016	2017
April	25	274
May	136	677
June	276	974
July	566	1,538
August	954	1,770
September	1,434	2,370
October	1,923	2,899
November	2,623	3,397
December	3,016	3,718
January	3,408	4,064
February	4,327	4,387
March	4,873	4,858
April	5,197	5,199
May	5,212	5,216
June	5,212	5,217

QUALITY

	Quantity	Base Number	Contract	AT	Region	England
% of FP17s for the same patient ID Re-attending within 3 months - Children	48	994	4.8%	9.8%	11.9%	12.3%
% of FP17s for the same patient ID Re-attending within 3 months - Adults	166	1,717	9.7%	15.9%	16.6%	16.7%
% of FP17s for the same patient ID Re-attending between 3 & 9 months - Children	657	994	66.1%	59.0%	60.2%	57.6%
% of FP17s for the same patient ID Re-attending between 3 & 9 months - Adults	952	1,717	55.4%	50.5%	51.5%	50.1%
% of FP17s for Band 1 Urgent Courses	122	2,781	4.4%	9.5%	9.5%	9.1%
% of FP17s Relating to Free Repair or Replacements	24	2,781	0.9%	0.6%	0.7%	0.8%
% of FP17s Relating to Continuations	3	2,781	0.1%	1.1%	1.2%	1.2%
% of Patients satisfied with the dentistry they have received	8	8	N/A	92.4%	93.1%	92.8%
% of Patients satisfied with the time they had to wait for an appointment	7	8	N/A	89.1%	88.8%	88.7%

* This is based on patients treated on this contract for their most recent course of treatment. Figures in italics indicate the base number of FP17s or Patient Questionnaire responses are less than 100. N/A is shown where the base number of responses is less than 10 during the period. % is calculated as Quantity/Base number*100

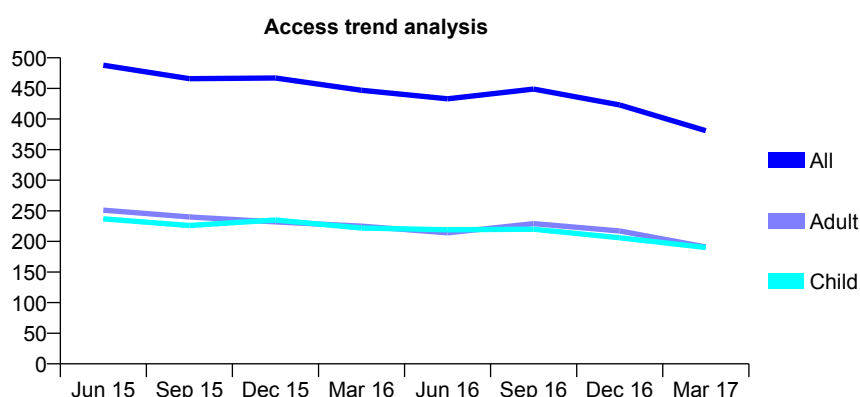
Q68 - Vital Signs At a Glance Contract Report for 742430/0002 - Year end March 2017

Name or company name	Alpha Dental Care
Contract type name	GDS Contract
Purpose of contract	General
Contract start date	04/07/2011
Contract end date	

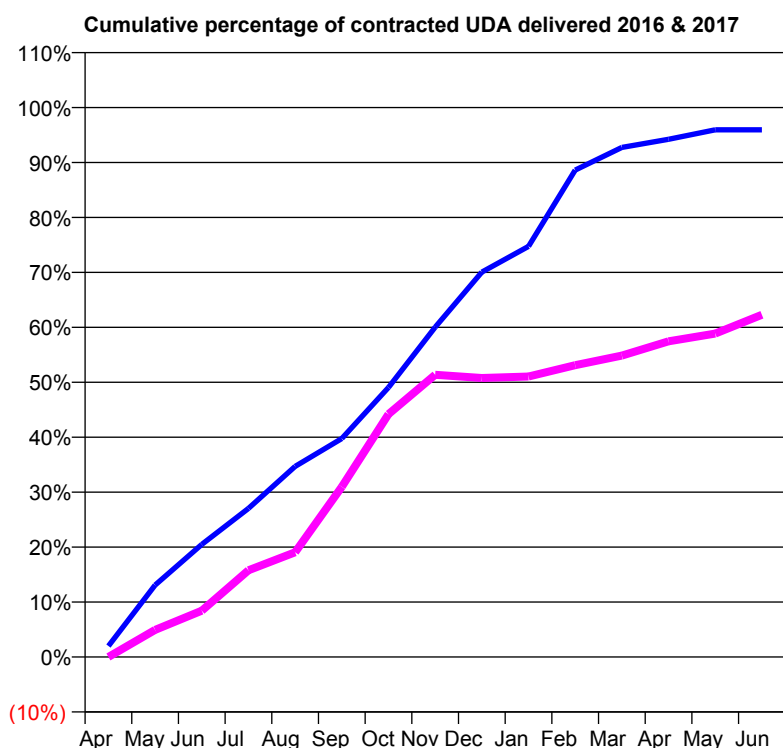
16/17 Contracted general activity (UDA)	1,500
Carry forward general activity (UDA)	0
16/17 Contracted orthodontic activity (UOA)	0
Carry forward orthodontic activity (UOA)	0
Baseline contract value	£32,541.43

ACCESS*

Patients seen in 24 months	Total	Change since previous quarter
Quarter ending March 2016	447	
Quarter ending June 2016	433	↓
Quarter ending September 2016	449	↑
Quarter ending December 2016	423	↓
Quarter ending March 2017	381	↓
Variance since March 2016	(14.8%)	↓



ACTIVITY



Adjusted Scheduled Activity (UDA)		
Month	2016	2017
April	30	0
May	196	74
June	307	126
July	406	237
August	520	286
September	596	465
October	736	663
November	900	770
December	1,051	762
January	1,121	766
February	1,329	797
March	1,391	823
April	1,413	862
May	1,439	883
June	1,439	934

QUALITY

	Quantity	Base Number	Contract	AT	Region	England
% of FP17s for the same patient ID Re-attending within 3 months - Children	15	168	8.9%	9.8%	11.9%	12.3%
% of FP17s for the same patient ID Re-attending within 3 months - Adults	21	151	13.9%	15.9%	16.6%	16.7%
% of FP17s for the same patient ID Re-attending between 3 & 9 months - Children	94	168	56.0%	59.0%	60.2%	57.6%
% of FP17s for the same patient ID Re-attending between 3 & 9 months - Adults	64	151	42.4%	50.5%	51.5%	50.1%
% of FP17s for Band 1 Urgent Courses	21	315	6.7%	9.5%	9.5%	9.1%
% of FP17s Relating to Free Repair or Replacements	0	315	0.0%	0.6%	0.7%	0.8%
% of FP17s Relating to Continuations	0	315	0.0%	1.1%	1.2%	1.2%
% of Patients satisfied with the dentistry they have received	0	0	N/A	92.4%	93.1%	92.8%
% of Patients satisfied with the time they had to wait for an appointment	0	0	N/A	89.1%	88.8%	88.7%

* This is based on patients treated on this contract for their most recent course of treatment. Figures in italics indicate the base number of FP17s or Patient Questionnaire responses are less than 100. N/A is shown where the base number of responses is less than 10 during the period. % is calculated as Quantity/Base number*100

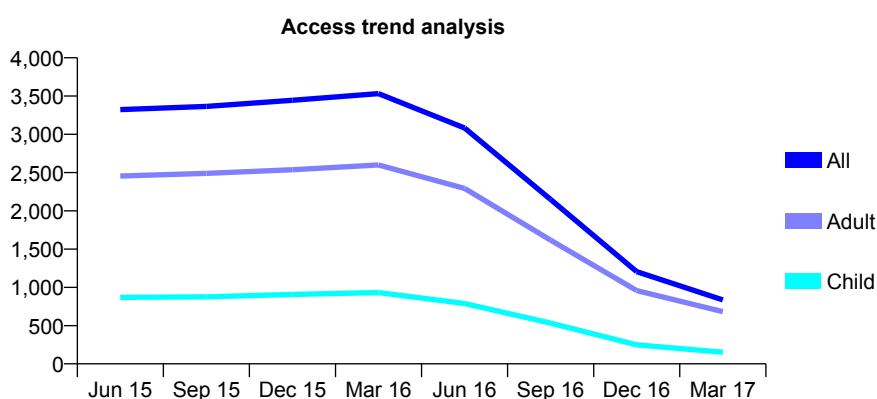
Q68 - Vital Signs At a Glance Contract Report for 743011/0003 - Year end March 2017

Name or company name	MR H AMIR GOUNEHZADEH ALAS
Contract type name	GDS Contract
Purpose of contract	General
Contract start date	01/02/2014
Contract end date	31/05/2016

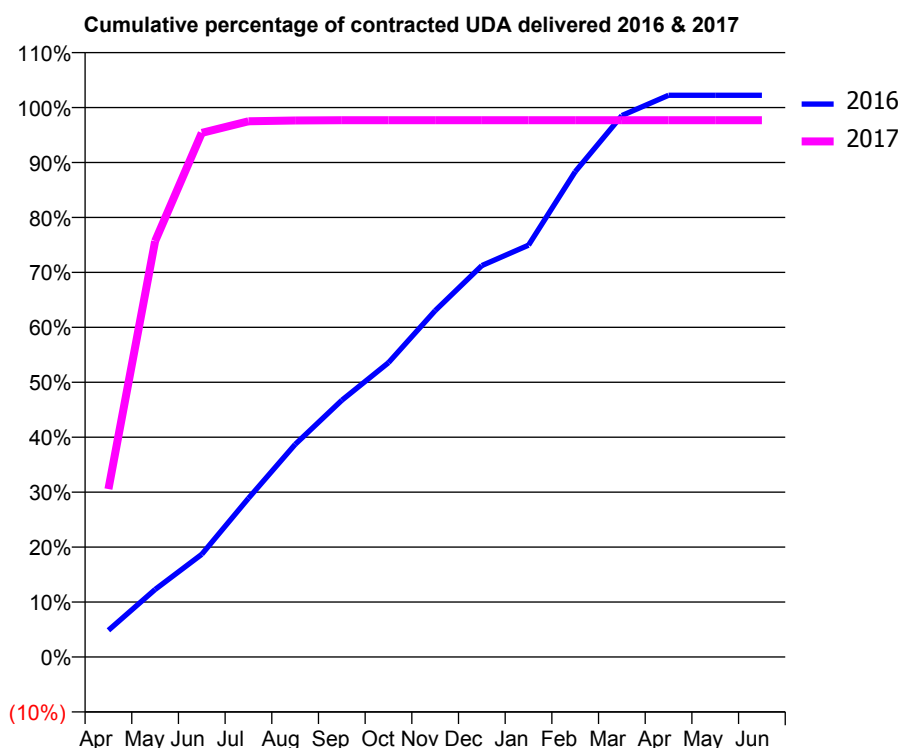
16/17 Contracted general activity (UDA)	2,229
Carry forward general activity (UDA)	0
16/17 Contracted orthodontic activity (UOA)	0
Carry forward orthodontic activity (UOA)	0
Baseline contract value	£56,494.82

ACCESS*

Patients seen in 24 months	Total	Change since previous quarter
Quarter ending March 2016	3,532	
Quarter ending June 2016	3,082	↓
Quarter ending September 2016	2,149	↓
Quarter ending December 2016	1,205	↓
Quarter ending March 2017	835	↓
Variance since March 2016	(76.4%)	↓



ACTIVITY



Adjusted Scheduled Activity (UDA)		
Month	2016	2017
April	651	681
May	1,642	1,687
June	2,501	2,126
July	3,863	2,173
August	5,174	2,176
September	6,247	2,177
October	7,162	2,177
November	8,430	2,177
December	9,526	2,177
January	10,022	2,177
February	11,808	2,177
March	13,175	2,177
April	13,668	2,177
May	13,668	2,177
June	13,669	2,177

QUALITY

	Quantity	Base Number	Contract	AT	Region	England
% of FP17s for the same patient ID Re-attending within 3 months - Children	25	268	9.3%	9.8%	11.9%	12.3%
% of FP17s for the same patient ID Re-attending within 3 months - Adults	165	727	22.7%	15.9%	16.6%	16.7%
% of FP17s for the same patient ID Re-attending between 3 & 9 months - Children	180	268	67.2%	59.0%	60.2%	57.6%
% of FP17s for the same patient ID Re-attending between 3 & 9 months - Adults	385	727	53.0%	50.5%	51.5%	50.1%
% of FP17s for Band 1 Urgent Courses	86	816	10.5%	9.5%	9.5%	9.1%
% of FP17s Relating to Free Repair or Replacements	6	816	0.7%	0.6%	0.7%	0.8%
% of FP17s Relating to Continuations	31	816	3.8%	1.1%	1.2%	1.2%
% of Patients satisfied with the dentistry they have received	2	2	N/A	92.4%	93.1%	92.8%
% of Patients satisfied with the time they had to wait for an appointment	2	2	N/A	89.1%	88.8%	88.7%

* This is based on patients treated on this contract for their most recent course of treatment. Figures in italics indicate the base number of FP17s or Patient Questionnaire responses are less than 100. N/A is shown where the base number of responses is less than 10 during the period. % is calculated as Quantity/Base number*100

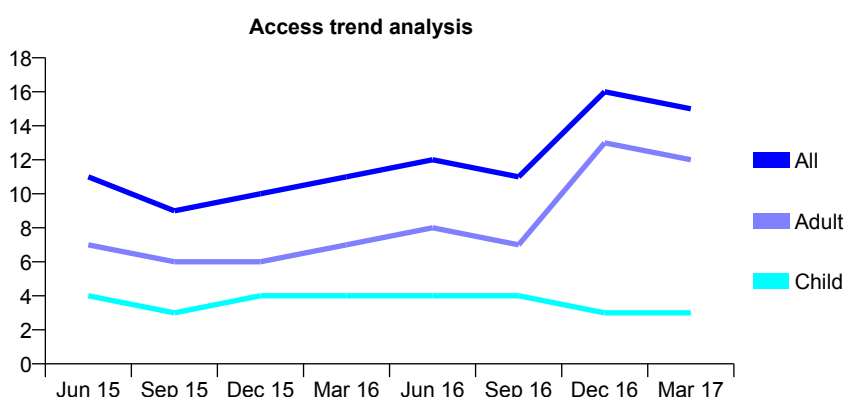
Q68 - Vital Signs At a Glance Contract Report for 745022/0003 - Year end March 2017

Name or company name	MR NH DOUGLAS
Contract type name	GDS Contract
Purpose of contract	General
Contract start date	01/04/2006
Contract end date	

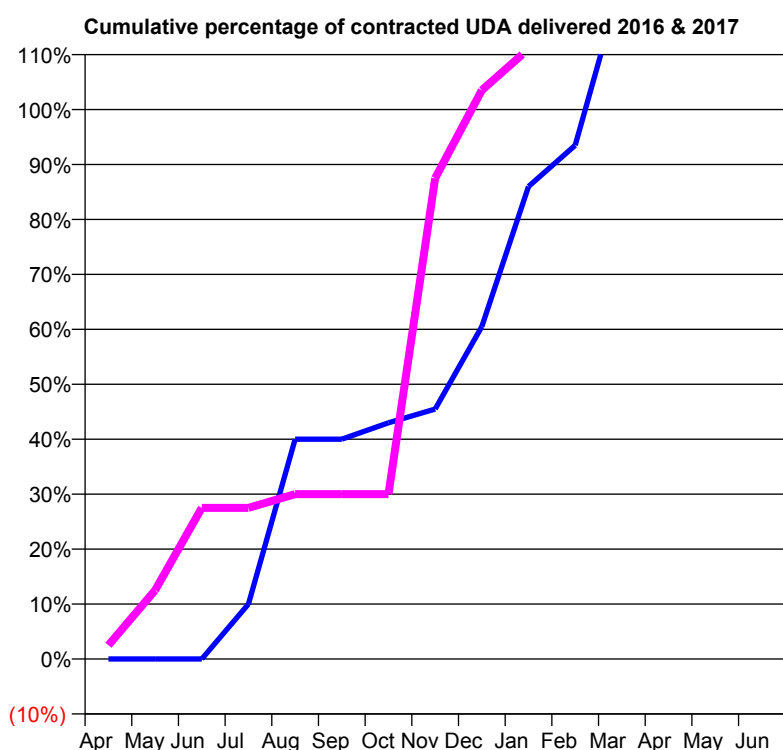
16/17 Contracted general activity (UDA)	40
Carry forward general activity (UDA)	-1
16/17 Contracted orthodontic activity (UOA)	0
Carry forward orthodontic activity (UOA)	0
Baseline contract value	£1,123.26

ACCESS*

Patients seen in 24 months	Total	Change since previous quarter
Quarter ending March 2016	11	
Quarter ending June 2016	12	↑
Quarter ending September 2016	11	↓
Quarter ending December 2016	16	↑
Quarter ending March 2017	15	↓
Variance since March 2016	36.4%	↑



ACTIVITY



Adjusted Scheduled Activity (UDA)		
Month	2016	2017
April	0	1
May	0	5
June	0	11
July	4	11
August	16	12
September	16	12
October	17	12
November	18	35
December	24	41
January	34	44
February	37	44
March	49	49
April	51	55
May	51	58
June	51	58

QUALITY

	Quantity	Base Number	Contract	AT	Region	England
% of FP17s for the same patient ID Re-attending within 3 months - Children	0	4	0.0%	9.8%	11.9%	12.3%
% of FP17s for the same patient ID Re-attending within 3 months - Adults	5	17	29.4%	15.9%	16.6%	16.7%
% of FP17s for the same patient ID Re-attending between 3 & 9 months - Children	4	4	100.0%	59.0%	60.2%	57.6%
% of FP17s for the same patient ID Re-attending between 3 & 9 months - Adults	5	17	29.4%	50.5%	51.5%	50.1%
% of FP17s for Band 1 Urgent Courses	3	21	14.3%	9.5%	9.5%	9.1%
% of FP17s Relating to Free Repair or Replacements	0	21	0.0%	0.6%	0.7%	0.8%
% of FP17s Relating to Continuations	0	21	0.0%	1.1%	1.2%	1.2%
% of Patients satisfied with the dentistry they have received	0	0	N/A	92.4%	93.1%	92.8%
% of Patients satisfied with the time they had to wait for an appointment	0	0	N/A	89.1%	88.8%	88.7%

* This is based on patients treated on this contract for their most recent course of treatment. Figures in italics indicate the base number of FP17s or Patient Questionnaire responses are less than 100. N/A is shown where the base number of responses is less than 10 during the period. % is calculated as Quantity/Base number*100

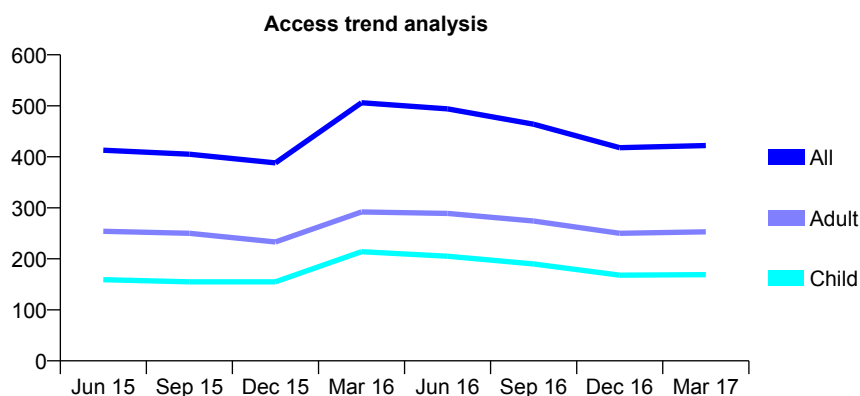
Q68 - Vital Signs At a Glance Contract Report for 745197/0001 - Year end March 2017

Name or company name	MR MA LUNN
Contract type name	GDS Contract
Purpose of contract	General
Contract start date	01/04/2006
Contract end date	

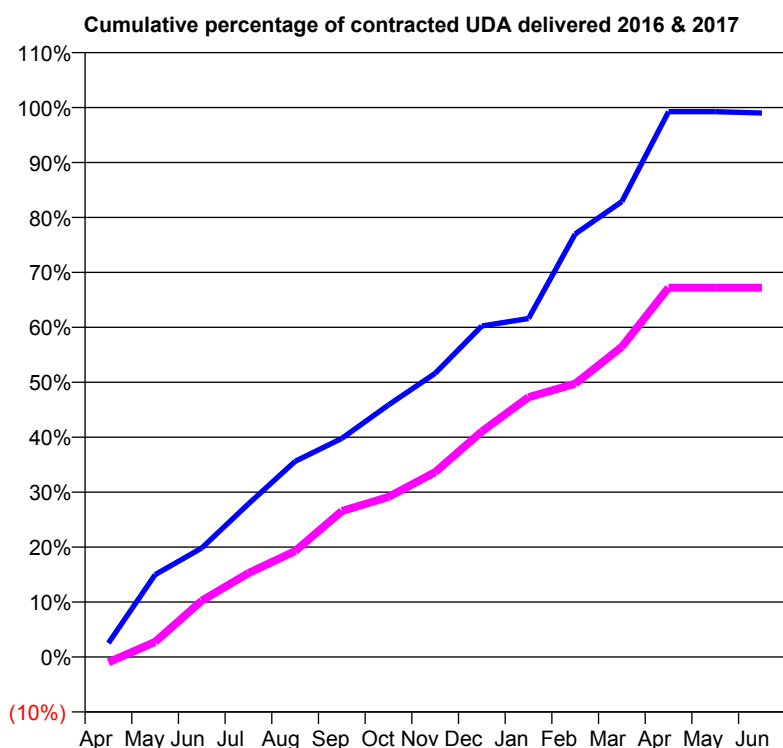
16/17 Contracted general activity (UDA)	1,330
Carry forward general activity (UDA)	13
16/17 Contracted orthodontic activity (UOA)	0
Carry forward orthodontic activity (UOA)	0
Baseline contract value	£34,819.19

ACCESS*

Patients seen in 24 months	Total	Change since previous quarter
Quarter ending March 2016	506	
Quarter ending June 2016	494	↓
Quarter ending September 2016	464	↓
Quarter ending December 2016	418	↓
Quarter ending March 2017	422	→
Variance since March 2016	(16.6%)	↓



ACTIVITY



Adjusted Scheduled Activity (UDA)		
Month	2016	2017
April	34	-13
May	199	37
June	264	136
July	371	203
August	474	256
September	529	353
October	610	388
November	687	447
December	801	546
January	819	629
February	1,024	661
March	1,102	751
April	1,320	894
May	1,320	894
June	1,317	894

QUALITY

	Quantity	Base Number	Contract	AT	Region	England
% of FP17s for the same patient ID Re-attending within 3 months - Children	14	299	4.7%	9.8%	11.9%	12.3%
% of FP17s for the same patient ID Re-attending within 3 months - Adults	38	326	11.7%	15.9%	16.6%	16.7%
% of FP17s for the same patient ID Re-attending between 3 & 9 months - Children	140	299	46.8%	59.0%	60.2%	57.6%
% of FP17s for the same patient ID Re-attending between 3 & 9 months - Adults	126	326	38.7%	50.5%	51.5%	50.1%
% of FP17s for Band 1 Urgent Courses	34	520	6.5%	9.5%	9.5%	9.1%
% of FP17s Relating to Free Repair or Replacements	0	520	0.0%	0.6%	0.7%	0.8%
% of FP17s Relating to Continuations	0	520	0.0%	1.1%	1.2%	1.2%
% of Patients satisfied with the dentistry they have received	1	1	N/A	92.4%	93.1%	92.8%
% of Patients satisfied with the time they had to wait for an appointment	1	1	N/A	89.1%	88.8%	88.7%

* This is based on patients treated on this contract for their most recent course of treatment. Figures in italics indicate the base number of FP17s or Patient Questionnaire responses are less than 100. N/A is shown where the base number of responses is less than 10 during the period. % is calculated as Quantity/Base number*100

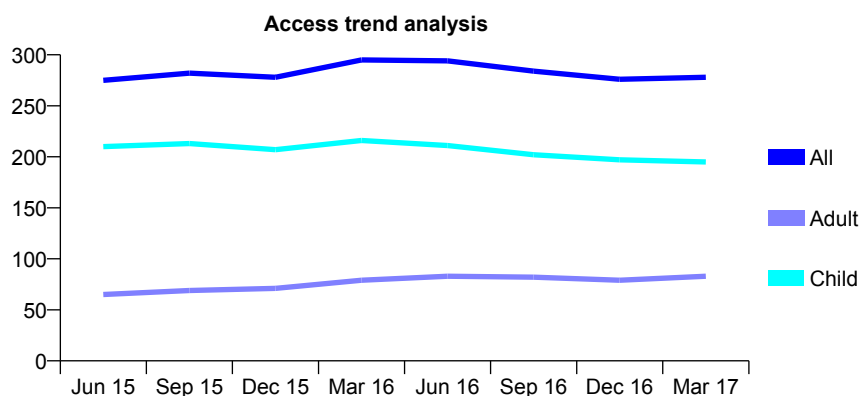
Q68 - Vital Signs At a Glance Contract Report for 745480/0001 - Year end March 2017

Name or company name	MR GH BURGESS
Contract type name	GDS Contract
Purpose of contract	General
Contract start date	01/04/2006
Contract end date	

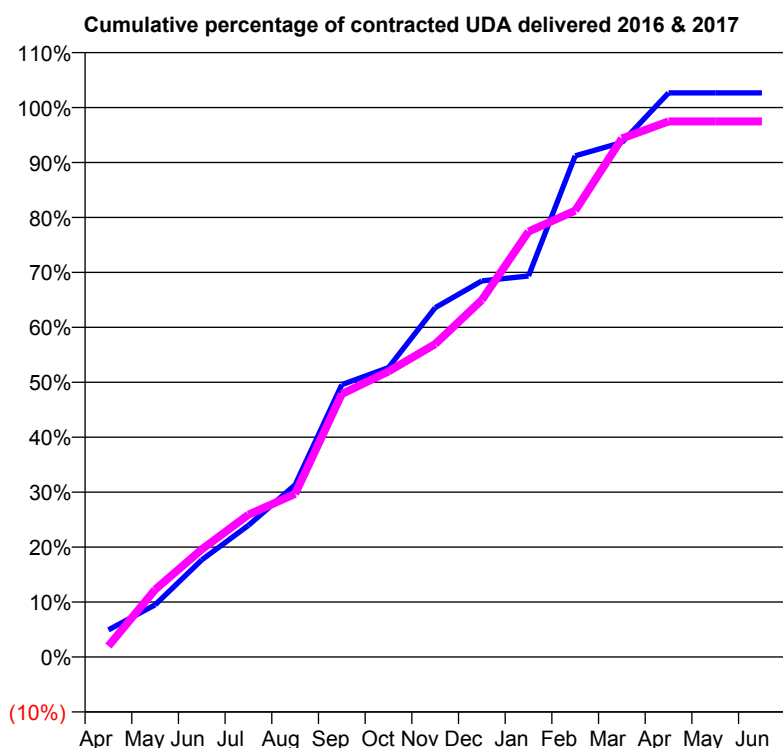
16/17 Contracted general activity (UDA)	450
Carry forward general activity (UDA)	-9
16/17 Contracted orthodontic activity (UOA)	0
Carry forward orthodontic activity (UOA)	0
Baseline contract value	£9,770.98

ACCESS*

Patients seen in 24 months	Total	Change since previous quarter
Quarter ending March 2016	295	
Quarter ending June 2016	294	→
Quarter ending September 2016	284	↓
Quarter ending December 2016	276	↓
Quarter ending March 2017	278	→
Variance since March 2016	(5.8%)	↓



ACTIVITY



Adjusted Scheduled Activity (UDA)		
Month	2016	2017
April	22	9
May	43	55
June	80	88
July	108	117
August	141	134
September	223	215
October	237	234
November	286	256
December	308	292
January	312	348
February	410	366
March	421	425
April	462	439
May	462	439
June	462	439

QUALITY

	Quantity	Base Number	Contract	AT	Region	England
% of FP17s for the same patient ID Re-attending within 3 months - Children	9	265	3.4%	9.8%	11.9%	12.3%
% of FP17s for the same patient ID Re-attending within 3 months - Adults	5	78	6.4%	15.9%	16.6%	16.7%
% of FP17s for the same patient ID Re-attending between 3 & 9 months - Children	114	265	43.0%	59.0%	60.2%	57.6%
% of FP17s for the same patient ID Re-attending between 3 & 9 months - Adults	11	78	14.1%	50.5%	51.5%	50.1%
% of FP17s for Band 1 Urgent Courses	18	323	5.6%	9.5%	9.5%	9.1%
% of FP17s Relating to Free Repair or Replacements	0	323	0.0%	0.6%	0.7%	0.8%
% of FP17s Relating to Continuations	0	323	0.0%	1.1%	1.2%	1.2%
% of Patients satisfied with the dentistry they have received	0	0	N/A	92.4%	93.1%	92.8%
% of Patients satisfied with the time they had to wait for an appointment	0	0	N/A	89.1%	88.8%	88.7%

* This is based on patients treated on this contract for their most recent course of treatment. Figures in italics indicate the base number of FP17s or Patient Questionnaire responses are less than 100. N/A is shown where the base number of responses is less than 10 during the period. % is calculated as Quantity/Base number*100

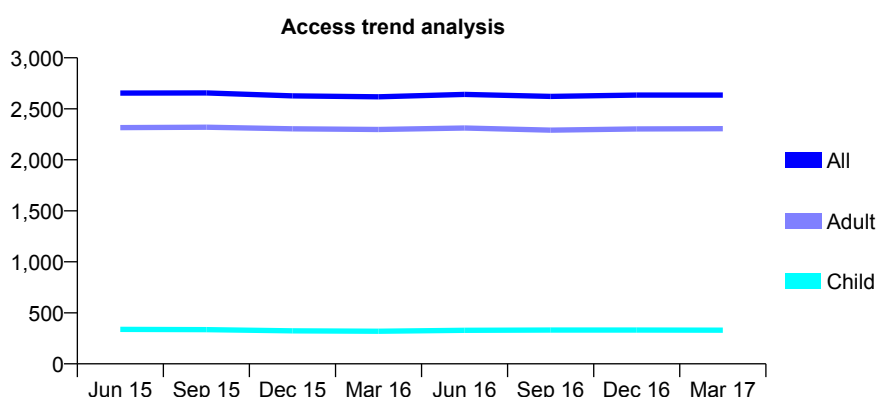
Q68 - Vital Signs At a Glance Contract Report for 748943/0001 - Year end March 2017

Name or company name	MR JD BRODERICK
Contract type name	GDS Contract
Purpose of contract	General and Orthodontic
Contract start date	01/04/2006
Contract end date	

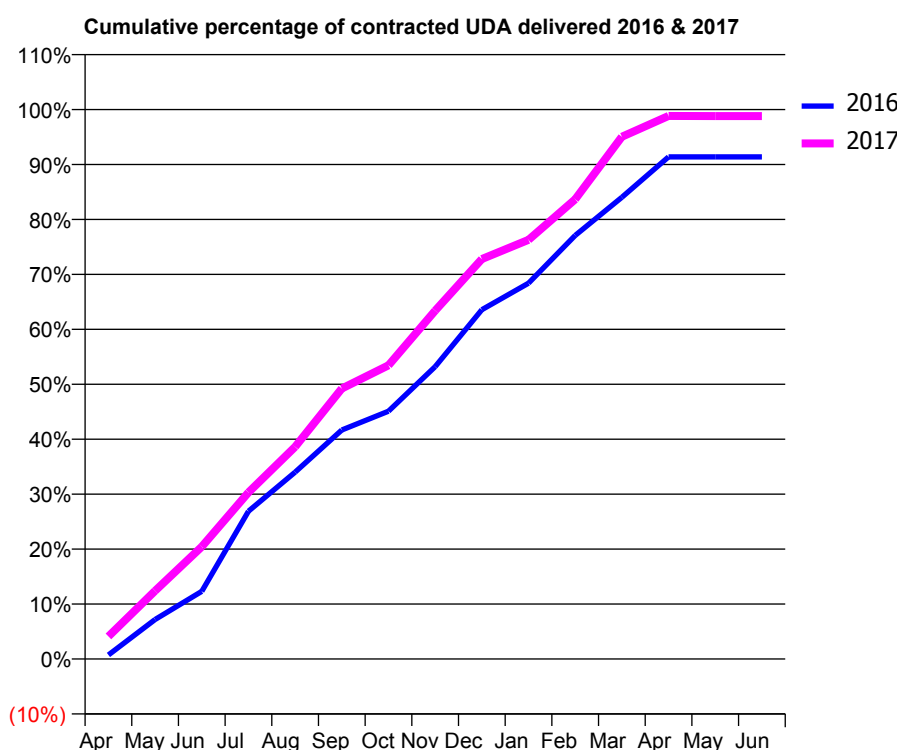
16/17 Contracted general activity (UDA)	9,070
Carry forward general activity (UDA)	0
16/17 Contracted orthodontic activity (UOA)	336
Carry forward orthodontic activity (UOA)	0
Baseline contract value	£229,874.55

ACCESS*

Patients seen in 24 months	Total	Change since previous quarter
Quarter ending March 2016	2,618	
Quarter ending June 2016	2,641	→
Quarter ending September 2016	2,622	→
Quarter ending December 2016	2,634	→
Quarter ending March 2017	2,635	→
Variance since March 2016	0.6%	→



ACTIVITY



Adjusted Scheduled Activity (UDA)		
Month	2016	2017
April	66	373
May	652	1,127
June	1,117	1,854
July	2,441	2,750
August	3,085	3,502
September	3,780	4,466
October	4,091	4,847
November	4,827	5,750
December	5,765	6,601
January	6,204	6,919
February	6,992	7,588
March	7,622	8,620
April	8,287	8,964
May	8,287	8,961
June	8,287	8,961

QUALITY

	Quantity	Base Number	Contract	AT	Region	England
% of FP17s for the same patient ID Re-attending within 3 months - Children	32	465	6.9%	9.8%	11.9%	12.3%
% of FP17s for the same patient ID Re-attending within 3 months - Adults	472	3,453	13.7%	15.9%	16.6%	16.7%
% of FP17s for the same patient ID Re-attending between 3 & 9 months - Children	241	465	51.8%	59.0%	60.2%	57.6%
% of FP17s for the same patient ID Re-attending between 3 & 9 months - Adults	1,953	3,453	56.6%	50.5%	51.5%	50.1%
% of FP17s for Band 1 Urgent Courses	244	3,744	6.5%	9.5%	9.5%	9.1%
% of FP17s Relating to Free Repair or Replacements	27	3,744	0.7%	0.6%	0.7%	0.8%
% of FP17s Relating to Continuations	100	3,744	2.7%	1.1%	1.2%	1.2%
% of Patients satisfied with the dentistry they have received	9	9	N/A	92.4%	93.1%	92.8%
% of Patients satisfied with the time they had to wait for an appointment	8	9	N/A	89.1%	88.8%	88.7%

* This is based on patients treated on this contract for their most recent course of treatment. Figures in italics indicate the base number of FP17s or Patient Questionnaire responses are less than 100. N/A is shown where the base number of responses is less than 10 during the period. % is calculated as Quantity/Base number*100

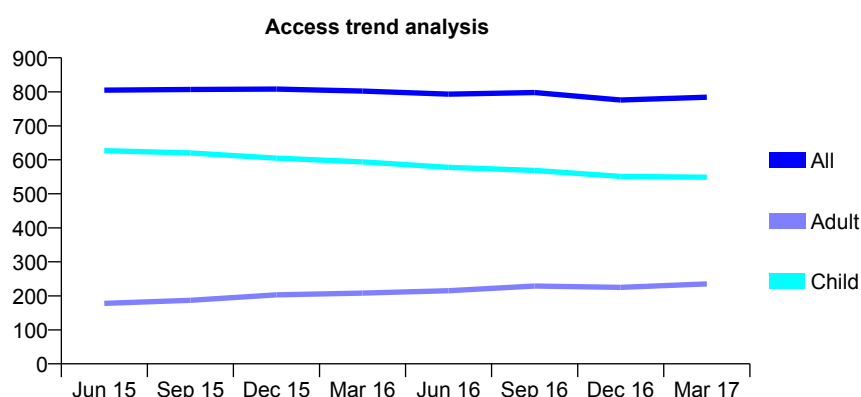
Q68 - Vital Signs At a Glance Contract Report for 748978/0001 - Year end March 2017

Name or company name	MISS EH BLIGNAUT
Contract type name	GDS Contract
Purpose of contract	General
Contract start date	01/04/2006
Contract end date	

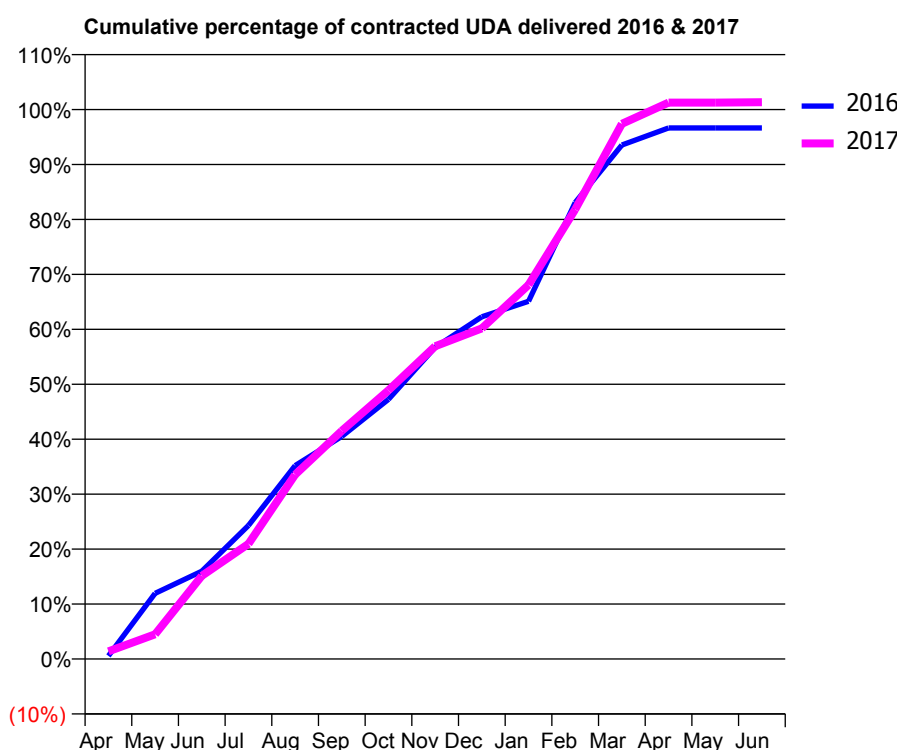
16/17 Contracted general activity (UDA)	1,733
Carry forward general activity (UDA)	58
16/17 Contracted orthodontic activity (UOA)	0
Carry forward orthodontic activity (UOA)	0
Baseline contract value	£68,979.74

ACCESS*

Patients seen in 24 months	Total	Change since previous quarter
Quarter ending March 2016	802	
Quarter ending June 2016	793	↓
Quarter ending September 2016	798	→
Quarter ending December 2016	776	↓
Quarter ending March 2017	784	→
Variance since March 2016	(2.2%)	↓



ACTIVITY



Adjusted Scheduled Activity (UDA)		
Month	2016	2017
April	10	24
May	207	78
June	277	262
July	421	363
August	610	582
September	702	720
October	819	848
November	983	987
December	1,079	1,043
January	1,128	1,180
February	1,440	1,418
March	1,621	1,688
April	1,675	1,755
May	1,675	1,755
June	1,675	1,756

QUALITY

	Quantity	Base Number	Contract	AT	Region	England
% of FP17s for the same patient ID Re-attending within 3 months - Children	67	874	7.7%	9.8%	11.9%	12.3%
% of FP17s for the same patient ID Re-attending within 3 months - Adults	8	161	5.0%	15.9%	16.6%	16.7%
% of FP17s for the same patient ID Re-attending between 3 & 9 months - Children	514	874	58.8%	59.0%	60.2%	57.6%
% of FP17s for the same patient ID Re-attending between 3 & 9 months - Adults	76	161	47.2%	50.5%	51.5%	50.1%
% of FP17s for Band 1 Urgent Courses	13	1,043	1.2%	9.5%	9.5%	9.1%
% of FP17s Relating to Free Repair or Replacements	0	1,043	0.0%	0.6%	0.7%	0.8%
% of FP17s Relating to Continuations	1	1,043	0.1%	1.1%	1.2%	1.2%
% of Patients satisfied with the dentistry they have received	1	1	N/A	92.4%	93.1%	92.8%
% of Patients satisfied with the time they had to wait for an appointment	1	1	N/A	89.1%	88.8%	88.7%

* This is based on patients treated on this contract for their most recent course of treatment. Figures in italics indicate the base number of FP17s or Patient Questionnaire responses are less than 100. N/A is shown where the base number of responses is less than 10 during the period. % is calculated as Quantity/Base number*100

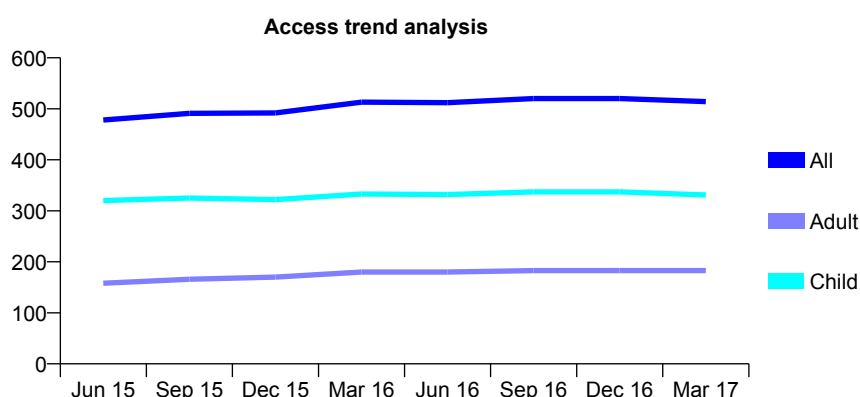
Q68 - Vital Signs At a Glance Contract Report for 751987/0001 - Year end March 2017

Name or company name	MR DS RAJU
Contract type name	GDS Contract
Purpose of contract	General
Contract start date	01/08/2006
Contract end date	

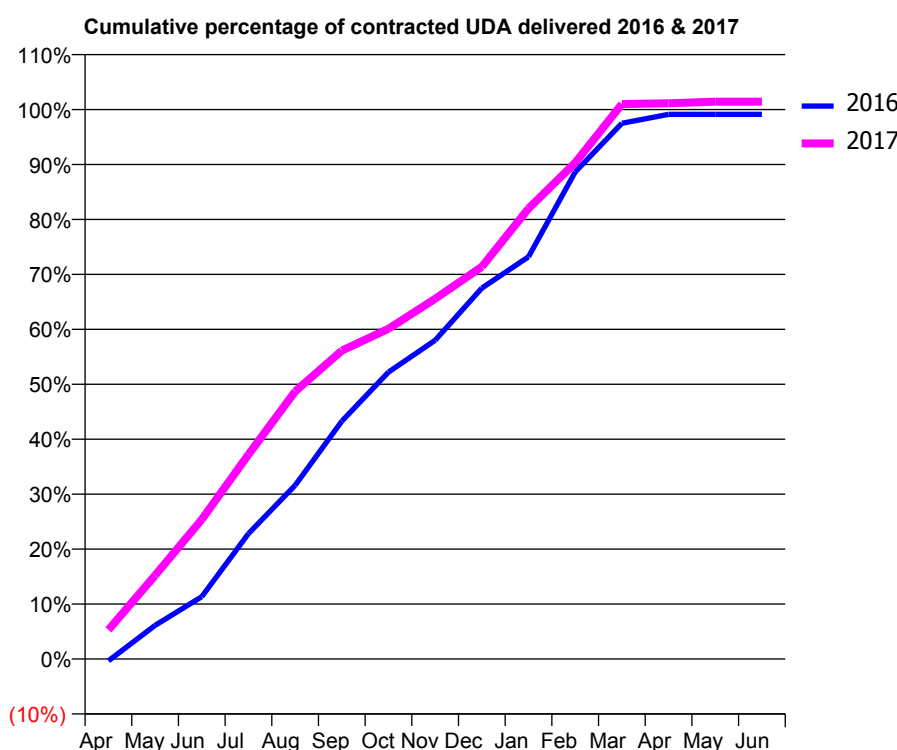
16/17 Contracted general activity (UDA)	1,366
Carry forward general activity (UDA)	15
16/17 Contracted orthodontic activity (UOA)	0
Carry forward orthodontic activity (UOA)	0
Baseline contract value	£30,851.69

ACCESS*

Patients seen in 24 months	Total	Change since previous quarter
Quarter ending March 2016	513	
Quarter ending June 2016	512	→
Quarter ending September 2016	520	→
Quarter ending December 2016	520	→
Quarter ending March 2017	514	↓
Variance since March 2016	0.2%	→



ACTIVITY



Month	Adjusted Scheduled Activity (UDA)	
	2016	2017
April	-6	72
May	103	208
June	191	347
July	383	508
August	531	665
September	727	766
October	877	821
November	974	895
December	1,134	975
January	1,230	1,120
February	1,489	1,234
March	1,638	1,379
April	1,665	1,381
May	1,665	1,385
June	1,665	1,385

QUALITY

	Quantity	Base Number	Contract	AT	Region	England
% of FP17s for the same patient ID Re-attending within 3 months - Children	115	675	17.0%	9.8%	11.9%	12.3%
% of FP17s for the same patient ID Re-attending within 3 months - Adults	50	288	17.4%	15.9%	16.6%	16.7%
% of FP17s for the same patient ID Re-attending between 3 & 9 months - Children	450	675	66.7%	59.0%	60.2%	57.6%
% of FP17s for the same patient ID Re-attending between 3 & 9 months - Adults	193	288	67.0%	50.5%	51.5%	50.1%
% of FP17s for Band 1 Urgent Courses	42	948	4.4%	9.5%	9.5%	9.1%
% of FP17s Relating to Free Repair or Replacements	0	948	0.0%	0.6%	0.7%	0.8%
% of FP17s Relating to Continuations	4	948	0.4%	1.1%	1.2%	1.2%
% of Patients satisfied with the dentistry they have received	0	0	N/A	92.4%	93.1%	92.8%
% of Patients satisfied with the time they had to wait for an appointment	0	0	N/A	89.1%	88.8%	88.7%

* This is based on patients treated on this contract for their most recent course of treatment. Figures in italics indicate the base number of FP17s or Patient Questionnaire responses are less than 100. N/A is shown where the base number of responses is less than 10 during the period. % is calculated as Quantity/Base number*100

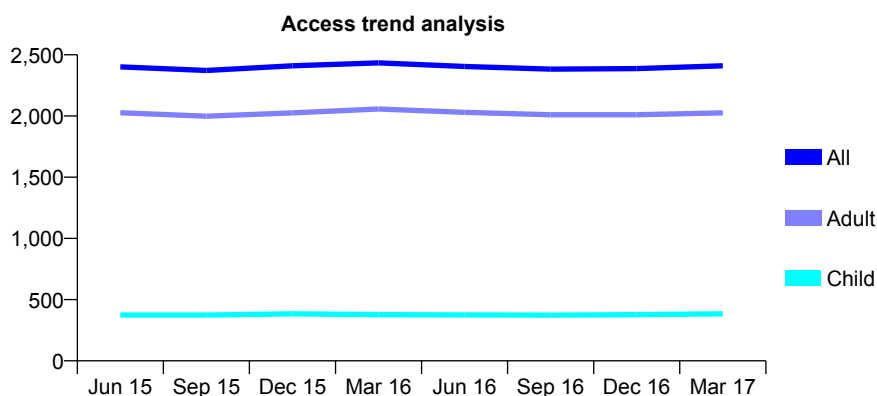
Q68 - Vital Signs At a Glance Contract Report for 754358/0001 - Year end March 2017

Name or company name	MR TE CRONIN
Contract type name	GDS Contract
Purpose of contract	General
Contract start date	01/04/2006
Contract end date	

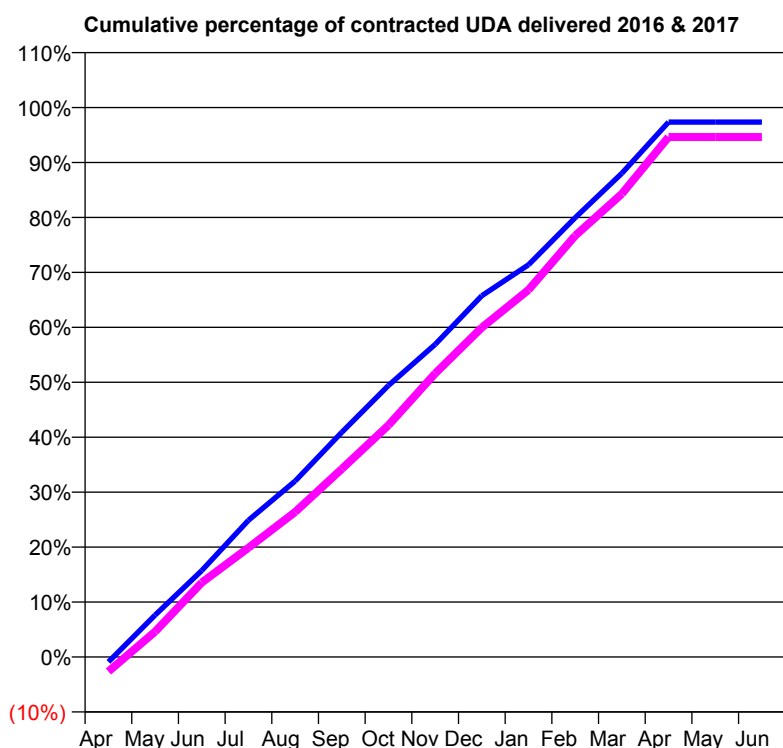
16/17 Contracted general activity (UDA)	9,110
Carry forward general activity (UDA)	241
16/17 Contracted orthodontic activity (UOA)	0
Carry forward orthodontic activity (UOA)	0
Baseline contract value	£218,234.64

ACCESS*

Patients seen in 24 months	Total	Change since previous quarter
Quarter ending March 2016	2,434	
Quarter ending June 2016	2,405	↓
Quarter ending September 2016	2,383	→
Quarter ending December 2016	2,387	→
Quarter ending March 2017	2,410	→
Variance since March 2016	(1.0%)	→



ACTIVITY



Adjusted Scheduled Activity (UDA)		
Month	2016	2017
April	-82	-241
May	695	421
June	1,435	1,235
July	2,266	1,811
August	2,916	2,404
September	3,726	3,118
October	4,503	3,843
November	5,182	4,702
December	5,989	5,461
January	6,503	6,087
February	7,283	6,984
March	8,018	7,680
April	8,869	8,622
May	8,869	8,622
June	8,869	8,622

QUALITY

	Quantity	Base Number	Contract	AT	Region	England
% of FP17s for the same patient ID Re-attending within 3 months - Children	12	494	2.4%	9.8%	11.9%	12.3%
% of FP17s for the same patient ID Re-attending within 3 months - Adults	373	3,066	12.2%	15.9%	16.6%	16.7%
% of FP17s for the same patient ID Re-attending between 3 & 9 months - Children	288	494	58.3%	59.0%	60.2%	57.6%
% of FP17s for the same patient ID Re-attending between 3 & 9 months - Adults	1,866	3,066	60.9%	50.5%	51.5%	50.1%
% of FP17s for Band 1 Urgent Courses	173	3,556	4.9%	9.5%	9.5%	9.1%
% of FP17s Relating to Free Repair or Replacements	17	3,556	0.5%	0.6%	0.7%	0.8%
% of FP17s Relating to Continuations	51	3,556	1.4%	1.1%	1.2%	1.2%
% of Patients satisfied with the dentistry they have received	10	12	83.3%	92.4%	93.1%	92.8%
% of Patients satisfied with the time they had to wait for an appointment	12	12	100.0%	89.1%	88.8%	88.7%

* This is based on patients treated on this contract for their most recent course of treatment. Figures in italics indicate the base number of FP17s or Patient Questionnaire responses are less than 100. N/A is shown where the base number of responses is less than 10 during the period. % is calculated as Quantity/Base number*100

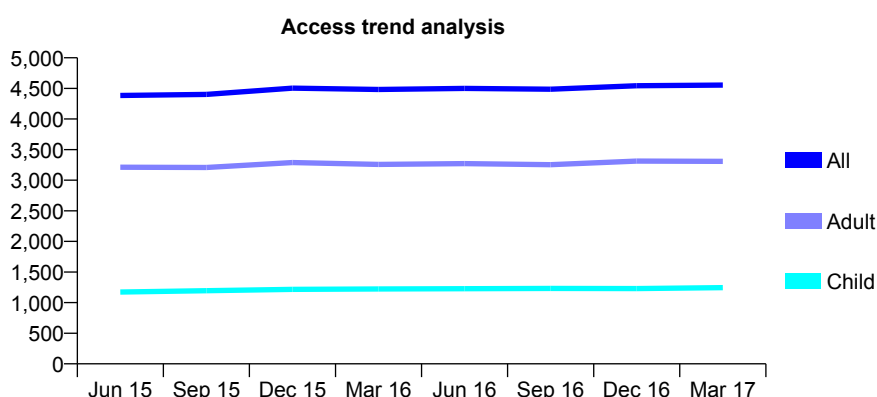
Q68 - Vital Signs At a Glance Contract Report for 755389/0001 - Year end March 2017

Name or company name	MR SD KELL
Contract type name	GDS Contract
Purpose of contract	General
Contract start date	01/08/2007
Contract end date	

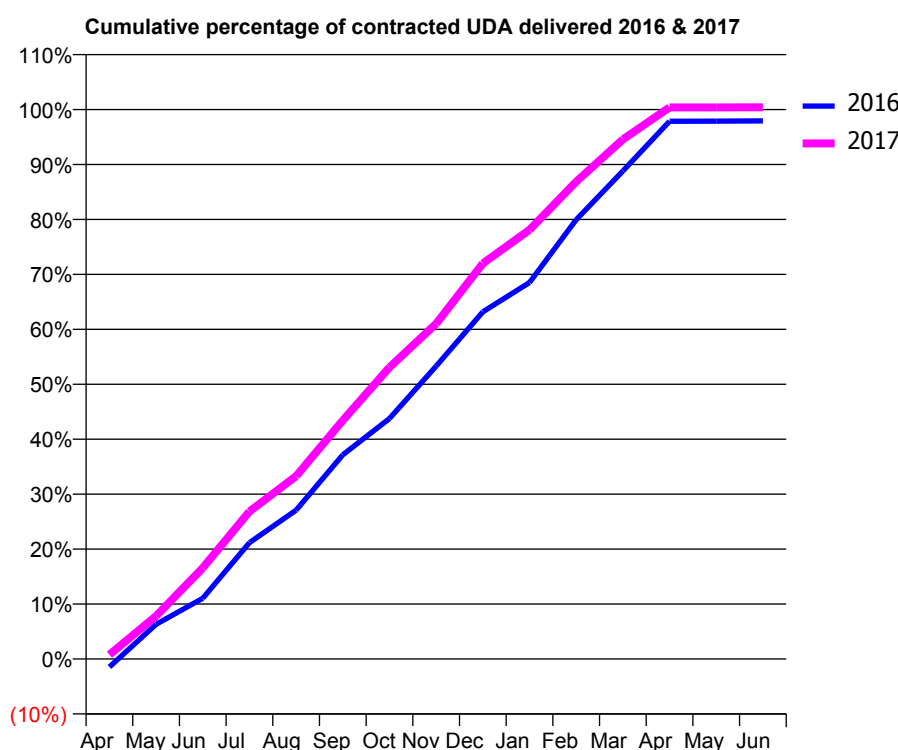
16/17 Contracted general activity (UDA)	12,216
Carry forward general activity (UDA)	252
16/17 Contracted orthodontic activity (UOA)	0
Carry forward orthodontic activity (UOA)	0
Baseline contract value	£288,046.85

ACCESS*

Patients seen in 24 months	Total	Change since previous quarter
Quarter ending March 2016	4,482	
Quarter ending June 2016	4,500	→
Quarter ending September 2016	4,487	→
Quarter ending December 2016	4,543	→
Quarter ending March 2017	4,555	→
Variance since March 2016	1.6%	→



ACTIVITY



Adjusted Scheduled Activity (UDA)		
Month	2016	2017
April	-179	96
May	772	957
June	1,350	2,025
July	2,585	3,280
August	3,309	4,066
September	4,539	5,304
October	5,346	6,486
November	6,513	7,454
December	7,719	8,793
January	8,370	9,540
February	9,765	10,611
March	10,849	11,552
April	11,954	12,262
May	11,957	12,262
June	11,964	12,264

QUALITY

	Quantity	Base Number	Contract	AT	Region	England
% of FP17s for the same patient ID Re-attending within 3 months - Children	145	2,038	7.1%	9.8%	11.9%	12.3%
% of FP17s for the same patient ID Re-attending within 3 months - Adults	793	5,210	15.2%	15.9%	16.6%	16.7%
% of FP17s for the same patient ID Re-attending between 3 & 9 months - Children	1,409	2,038	69.1%	59.0%	60.2%	57.6%
% of FP17s for the same patient ID Re-attending between 3 & 9 months - Adults	3,192	5,210	61.3%	50.5%	51.5%	50.1%
% of FP17s for Band 1 Urgent Courses	360	6,125	5.9%	9.5%	9.5%	9.1%
% of FP17s Relating to Free Repair or Replacements	59	6,125	1.0%	0.6%	0.7%	0.8%
% of FP17s Relating to Continuations	40	6,125	0.7%	1.1%	1.2%	1.2%
% of Patients satisfied with the dentistry they have received	9	10	90.0%	92.4%	93.1%	92.8%
% of Patients satisfied with the time they had to wait for an appointment	10	10	100.0%	89.1%	88.8%	88.7%

* This is based on patients treated on this contract for their most recent course of treatment. Figures in italics indicate the base number of FP17s or Patient Questionnaire responses are less than 100. N/A is shown where the base number of responses is less than 10 during the period. % is calculated as Quantity/Base number*100

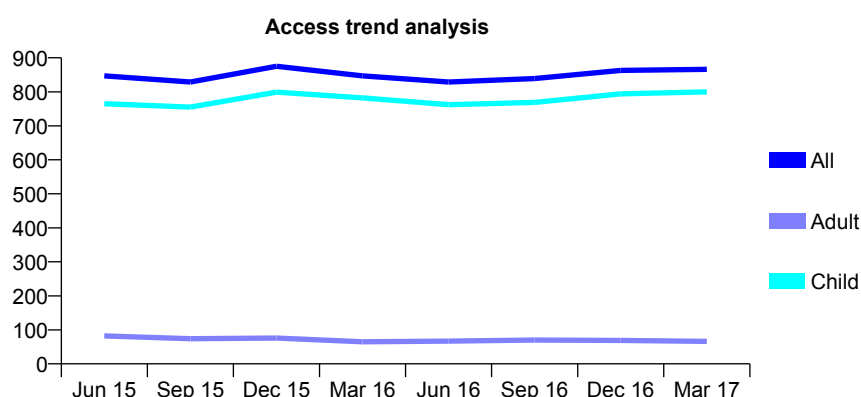
Q68 - Vital Signs At a Glance Contract Report for 762113/0001 - Year end March 2017

Name or company name	MR M SABAH
Contract type name	GDS Contract
Purpose of contract	General
Contract start date	01/04/2006
Contract end date	

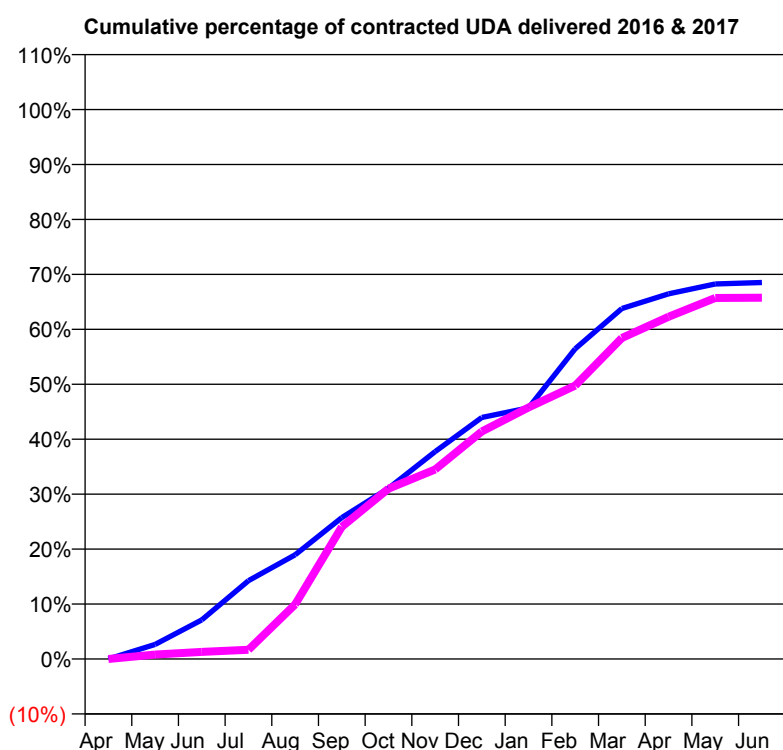
16/17 Contracted general activity (UDA)	2,397
Carry forward general activity (UDA)	0
16/17 Contracted orthodontic activity (UOA)	0
Carry forward orthodontic activity (UOA)	0
Baseline contract value	£50,182.64

ACCESS*

Patients seen in 24 months	Total	Change since previous quarter
Quarter ending March 2016	847	
Quarter ending June 2016	829	↓
Quarter ending September 2016	839	→
Quarter ending December 2016	863	↑
Quarter ending March 2017	866	→
Variance since March 2016	2.2%	↑



ACTIVITY



Adjusted Scheduled Activity (UDA)		
Month	2016	2017
April	0	0
May	64	19
June	171	31
July	342	40
August	454	238
September	617	577
October	745	743
November	905	827
December	1,054	993
January	1,096	1,098
February	1,353	1,193
March	1,529	1,401
April	1,593	1,493
May	1,636	1,575
June	1,642	1,576

QUALITY

	Quantity	Base Number	Contract	AT	Region	England
% of FP17s for the same patient ID Re-attending within 3 months - Children	64	1,063	6.0%	9.8%	11.9%	12.3%
% of FP17s for the same patient ID Re-attending within 3 months - Adults	1	21	4.8%	15.9%	16.6%	16.7%
% of FP17s for the same patient ID Re-attending between 3 & 9 months - Children	603	1,063	56.7%	59.0%	60.2%	57.6%
% of FP17s for the same patient ID Re-attending between 3 & 9 months - Adults	13	21	61.9%	50.5%	51.5%	50.1%
% of FP17s for Band 1 Urgent Courses	40	1,122	3.6%	9.5%	9.5%	9.1%
% of FP17s Relating to Free Repair or Replacements	1	1,122	0.1%	0.6%	0.7%	0.8%
% of FP17s Relating to Continuations	0	1,122	0.0%	1.1%	1.2%	1.2%
% of Patients satisfied with the dentistry they have received	0	0	N/A	92.4%	93.1%	92.8%
% of Patients satisfied with the time they had to wait for an appointment	0	0	N/A	89.1%	88.8%	88.7%

* This is based on patients treated on this contract for their most recent course of treatment. Figures in italics indicate the base number of FP17s or Patient Questionnaire responses are less than 100. N/A is shown where the base number of responses is less than 10 during the period. % is calculated as Quantity/Base number*100

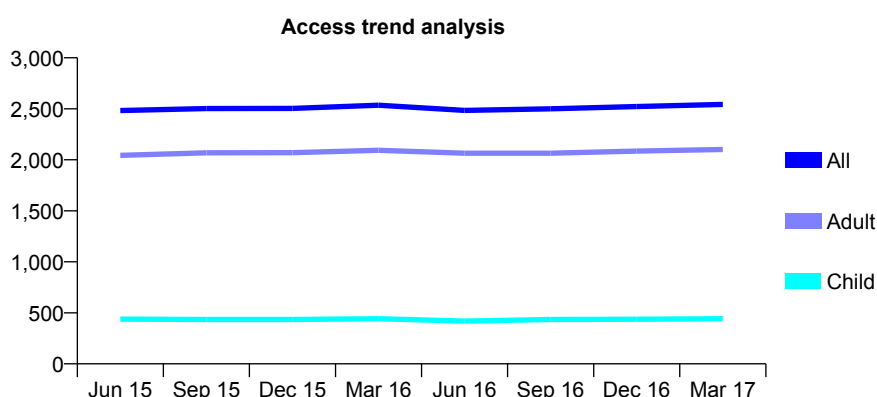
Q68 - Vital Signs At a Glance Contract Report for 762369/0001 - Year end March 2017

Name or company name	MR F DIRAKVAND
Contract type name	GDS Contract
Purpose of contract	General
Contract start date	01/04/2006
Contract end date	

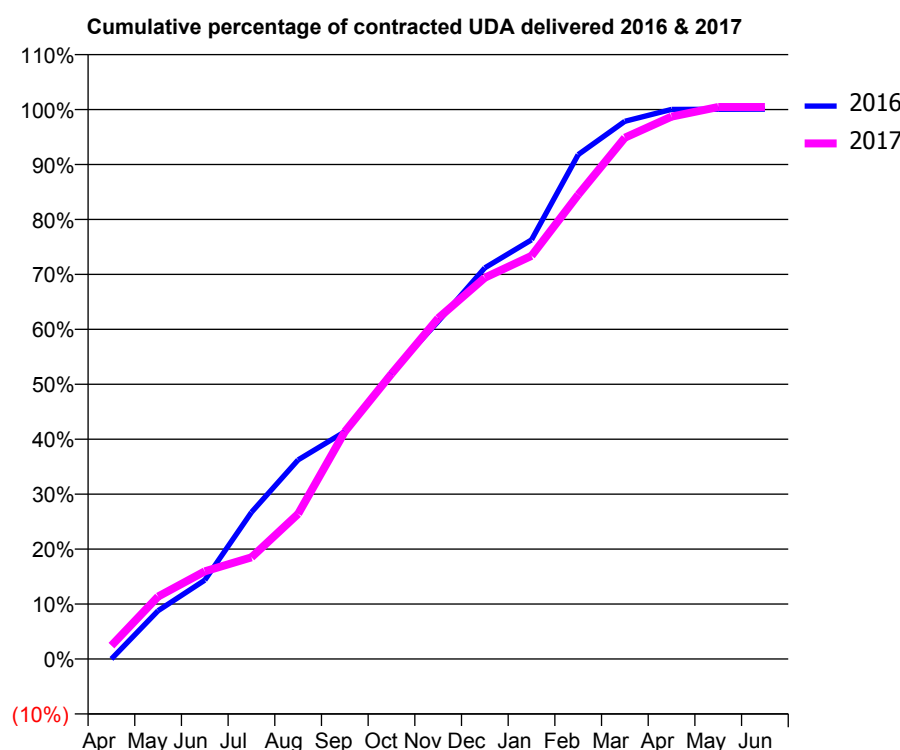
16/17 Contracted general activity (UDA)	8,356
Carry forward general activity (UDA)	-6
16/17 Contracted orthodontic activity (UOA)	0
Carry forward orthodontic activity (UOA)	0
Baseline contract value	£206,119.79

ACCESS*

Patients seen in 24 months	Total	Change since previous quarter
Quarter ending March 2016	2,535	
Quarter ending June 2016	2,484	↓
Quarter ending September 2016	2,500	→
Quarter ending December 2016	2,522	→
Quarter ending March 2017	2,543	→
Variance since March 2016	0.3%	→



ACTIVITY



Month	Adjusted Scheduled Activity (UDA)	
	2016	2017
April	0	203
May	735	950
June	1,200	1,333
July	2,232	1,547
August	3,029	2,207
September	3,455	3,457
October	4,354	4,335
November	5,134	5,182
December	5,949	5,797
January	6,374	6,131
February	7,670	7,060
March	8,177	7,927
April	8,357	8,249
May	8,358	8,393
June	8,362	8,393

QUALITY

	Quantity	Base Number	Contract	AT	Region	England
% of FP17s for the same patient ID Re-attending within 3 months - Children	22	556	4.0%	9.8%	11.9%	12.3%
% of FP17s for the same patient ID Re-attending within 3 months - Adults	281	2,792	10.1%	15.9%	16.6%	16.7%
% of FP17s for the same patient ID Re-attending between 3 & 9 months - Children	320	556	57.6%	59.0%	60.2%	57.6%
% of FP17s for the same patient ID Re-attending between 3 & 9 months - Adults	1,631	2,792	58.4%	50.5%	51.5%	50.1%
% of FP17s for Band 1 Urgent Courses	115	3,445	3.3%	9.5%	9.5%	9.1%
% of FP17s Relating to Free Repair or Replacements	34	3,445	1.0%	0.6%	0.7%	0.8%
% of FP17s Relating to Continuations	3	3,445	0.1%	1.1%	1.2%	1.2%
% of Patients satisfied with the dentistry they have received	1	1	N/A	92.4%	93.1%	92.8%
% of Patients satisfied with the time they had to wait for an appointment	1	1	N/A	89.1%	88.8%	88.7%

* This is based on patients treated on this contract for their most recent course of treatment. Figures in italics indicate the base number of FP17s or Patient Questionnaire responses are less than 100. N/A is shown where the base number of responses is less than 10 during the period. % is calculated as Quantity/Base number*100

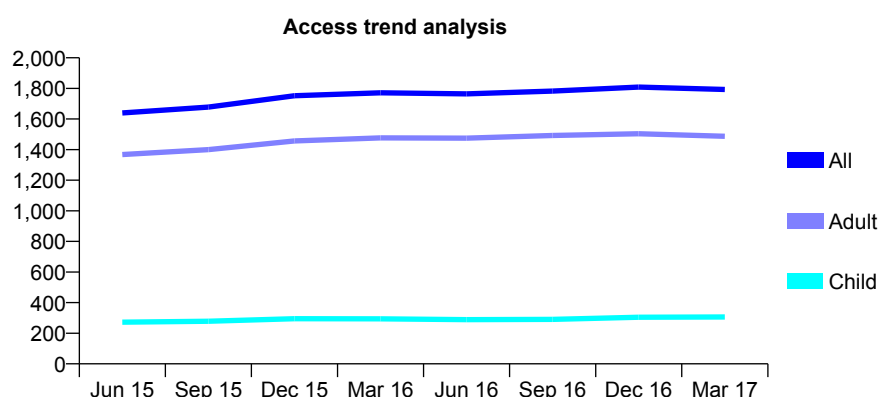
Q68 - Vital Signs At a Glance Contract Report for 763233/0001 - Year end March 2017

Name or company name	MR H MOTAMEDI
Contract type name	GDS Contract
Purpose of contract	General
Contract start date	01/04/2006
Contract end date	

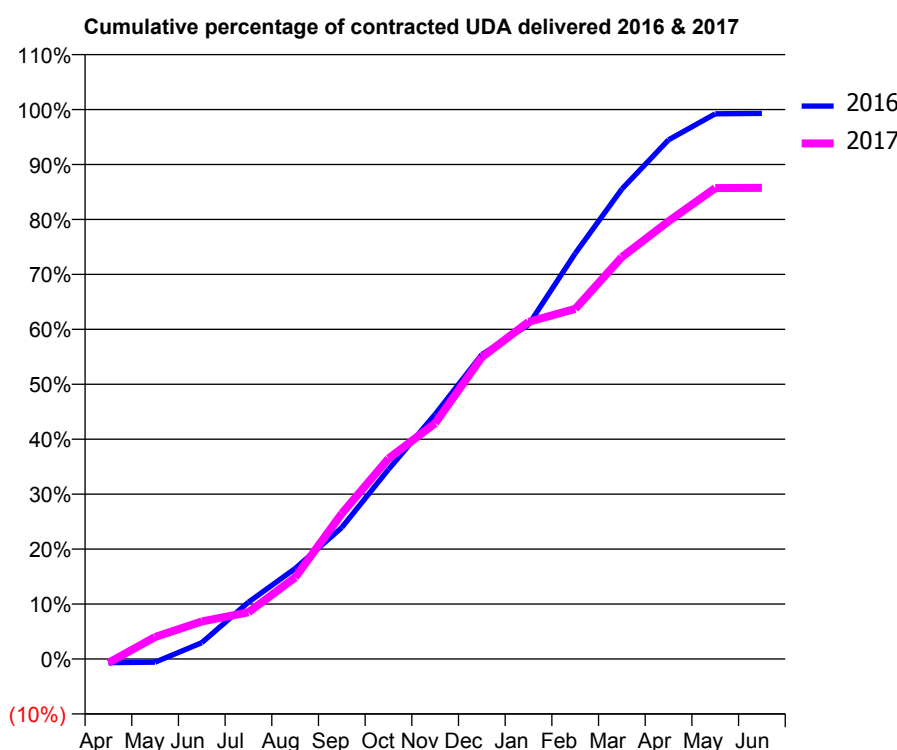
16/17 Contracted general activity (UDA)	7,159
Carry forward general activity (UDA)	52
16/17 Contracted orthodontic activity (UOA)	0
Carry forward orthodontic activity (UOA)	0
Baseline contract value	£176,858.89

ACCESS*

Patients seen in 24 months	Total	Change since previous quarter
Quarter ending March 2016	1,771	
Quarter ending June 2016	1,764	→
Quarter ending September 2016	1,783	→
Quarter ending December 2016	1,809	→
Quarter ending March 2017	1,793	→
Variance since March 2016	1.2%	→



ACTIVITY



Adjusted Scheduled Activity (UDA)		
Month	2016	2017
April	-50	-52
May	-42	287
June	212	488
July	741	609
August	1,180	1,062
September	1,713	1,897
October	2,471	2,611
November	3,189	3,073
December	3,967	3,932
January	4,355	4,393
February	5,283	4,562
March	6,122	5,236
April	6,765	5,703
May	7,103	6,135
June	7,107	6,138

QUALITY

	Quantity	Base Number	Contract	AT	Region	England
% of FP17s for the same patient ID Re-attending within 3 months - Children	16	373	4.3%	9.8%	11.9%	12.3%
% of FP17s for the same patient ID Re-attending within 3 months - Adults	238	1,971	12.1%	15.9%	16.6%	16.7%
% of FP17s for the same patient ID Re-attending between 3 & 9 months - Children	186	373	49.9%	59.0%	60.2%	57.6%
% of FP17s for the same patient ID Re-attending between 3 & 9 months - Adults	1,013	1,971	51.4%	50.5%	51.5%	50.1%
% of FP17s for Band 1 Urgent Courses	94	2,409	3.9%	9.5%	9.5%	9.1%
% of FP17s Relating to Free Repair or Replacements	25	2,409	1.0%	0.6%	0.7%	0.8%
% of FP17s Relating to Continuations	7	2,409	0.3%	1.1%	1.2%	1.2%
% of Patients satisfied with the dentistry they have received	3	3	N/A	92.4%	93.1%	92.8%
% of Patients satisfied with the time they had to wait for an appointment	3	3	N/A	89.1%	88.8%	88.7%

* This is based on patients treated on this contract for their most recent course of treatment. Figures in italics indicate the base number of FP17s or Patient Questionnaire responses are less than 100. N/A is shown where the base number of responses is less than 10 during the period. % is calculated as Quantity/Base number*100

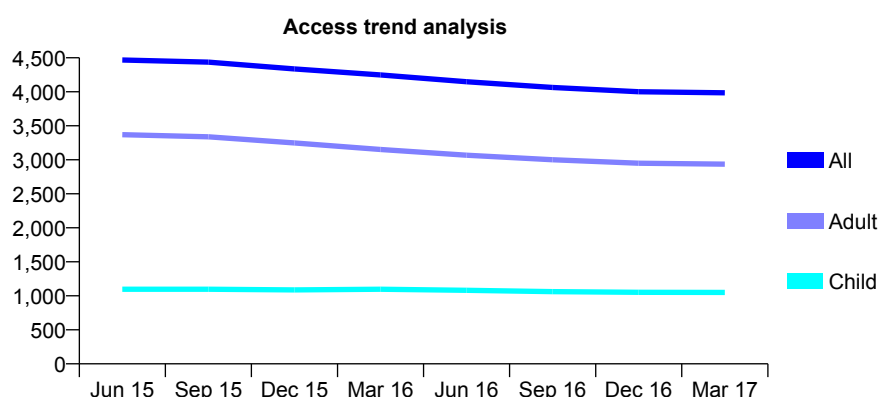
Q68 - Vital Signs At a Glance Contract Report for 763535/0002 - Year end March 2017

Name or company name	MR A SAMI
Contract type name	GDS Contract
Purpose of contract	General
Contract start date	01/12/2006
Contract end date	

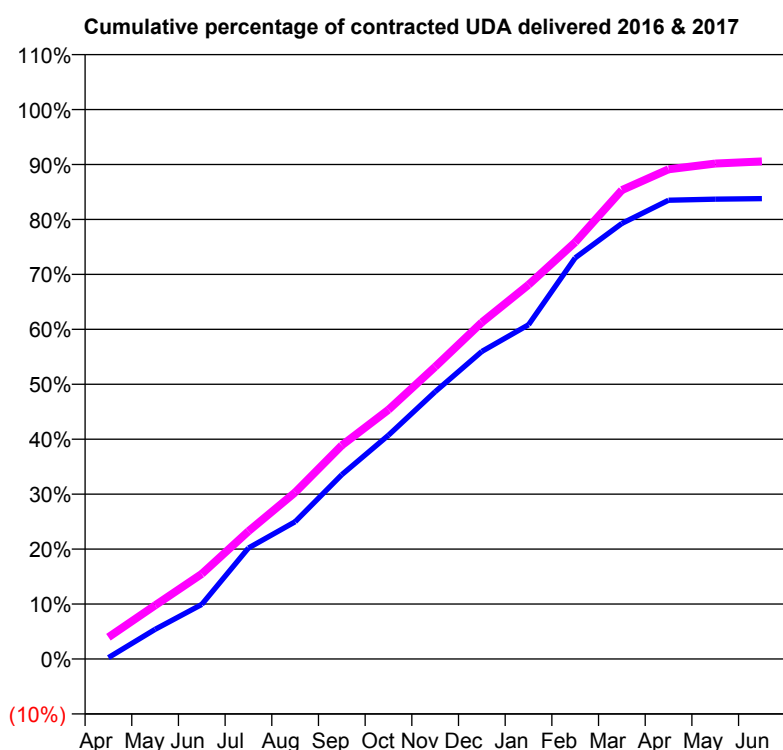
16/17 Contracted general activity (UDA)	10,310
Carry forward general activity (UDA)	0
16/17 Contracted orthodontic activity (UOA)	0
Carry forward orthodontic activity (UOA)	0
Baseline contract value	£241,692.57

ACCESS*

Patients seen in 24 months	Total	Change since previous quarter
Quarter ending March 2016	4,249	
Quarter ending June 2016	4,149	↓
Quarter ending September 2016	4,063	↓
Quarter ending December 2016	4,001	↓
Quarter ending March 2017	3,986	→
Variance since March 2016	(6.2%)	↓



ACTIVITY



Month	Adjusted Scheduled Activity (UDA)	
	2016	2017
April	31	410
May	649	1,006
June	1,193	1,598
July	2,423	2,397
August	2,997	3,127
September	4,027	4,009
October	4,889	4,678
November	5,838	5,484
December	6,715	6,315
January	7,300	7,022
February	8,762	7,821
March	9,513	8,797
April	10,019	9,189
May	10,042	9,297
June	10,054	9,336

QUALITY

	Quantity	Base Number	Contract	AT	Region	England
% of FP17s for the same patient ID Re-attending within 3 months - Children	74	1,177	6.3%	9.8%	11.9%	12.3%
% of FP17s for the same patient ID Re-attending within 3 months - Adults	484	3,194	15.2%	15.9%	16.6%	16.7%
% of FP17s for the same patient ID Re-attending between 3 & 9 months - Children	531	1,177	45.1%	59.0%	60.2%	57.6%
% of FP17s for the same patient ID Re-attending between 3 & 9 months - Adults	1,160	3,194	36.3%	50.5%	51.5%	50.1%
% of FP17s for Band 1 Urgent Courses	500	4,316	11.6%	9.5%	9.5%	9.1%
% of FP17s Relating to Free Repair or Replacements	30	4,316	0.7%	0.6%	0.7%	0.8%
% of FP17s Relating to Continuations	93	4,316	2.2%	1.1%	1.2%	1.2%
% of Patients satisfied with the dentistry they have received	1	1	N/A	92.4%	93.1%	92.8%
% of Patients satisfied with the time they had to wait for an appointment	1	1	N/A	89.1%	88.8%	88.7%

* This is based on patients treated on this contract for their most recent course of treatment. Figures in italics indicate the base number of FP17s or Patient Questionnaire responses are less than 100. N/A is shown where the base number of responses is less than 10 during the period. % is calculated as Quantity/Base number*100

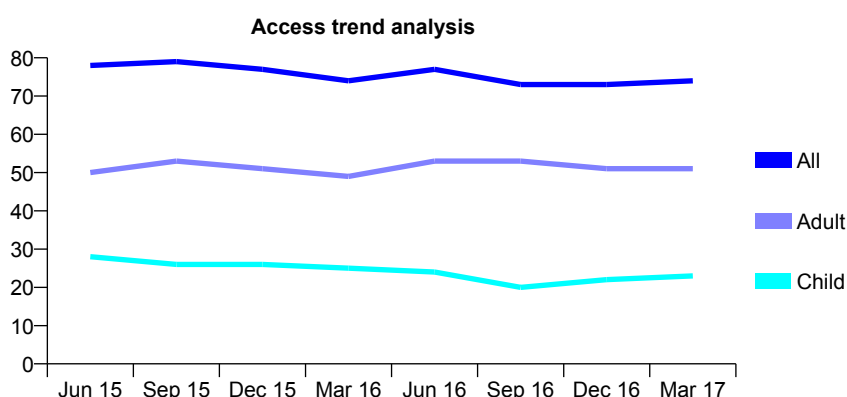
Q68 - Vital Signs At a Glance Contract Report for 767824/0001 - Year end March 2017

Name or company name	MR JF JORDAAN
Contract type name	GDS Contract
Purpose of contract	General
Contract start date	01/04/2006
Contract end date	

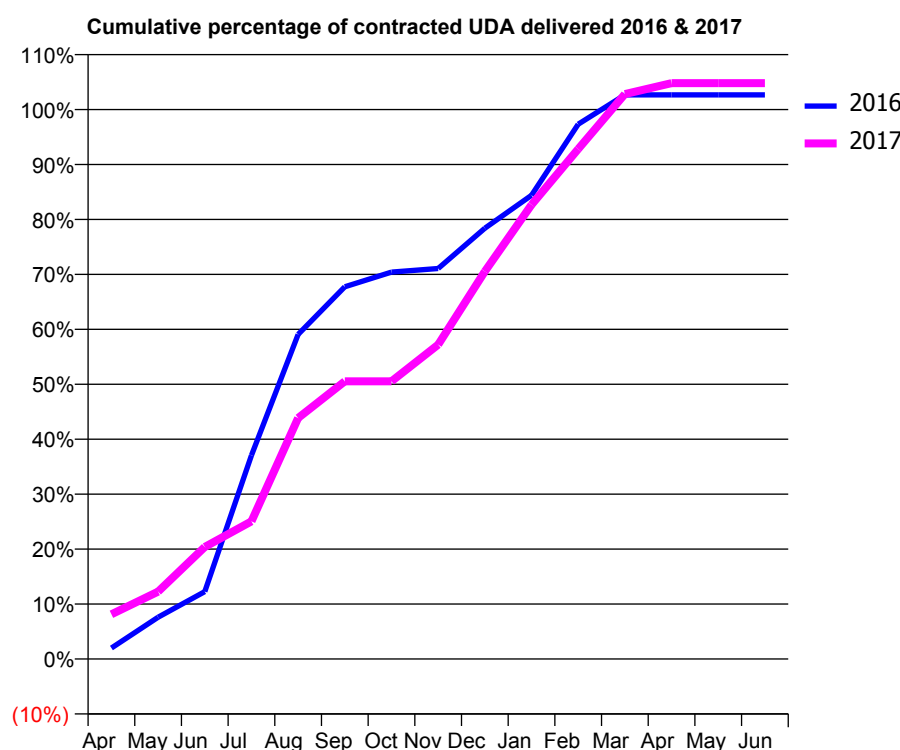
16/17 Contracted general activity (UDA)	150
Carry forward general activity (UDA)	-3
16/17 Contracted orthodontic activity (UOA)	0
Carry forward orthodontic activity (UOA)	0
Baseline contract value	£3,801.52

ACCESS*

Patients seen in 24 months	Total	Change since previous quarter
Quarter ending March 2016	74	
Quarter ending June 2016	77	↑
Quarter ending September 2016	73	↓
Quarter ending December 2016	73	→
Quarter ending March 2017	74	→
Variance since March 2016	0.0%	→



ACTIVITY



Adjusted Scheduled Activity (UDA)		
Month	2016	2017
April	3	12
May	11	18
June	18	31
July	56	38
August	89	66
September	102	76
October	106	76
November	107	86
December	118	106
January	127	124
February	146	139
March	154	154
April	154	157
May	154	157
June	154	157

QUALITY

	Quantity	Base Number	Contract	AT	Region	England
% of FP17s for the same patient ID Re-attending within 3 months - Children	0	26	0.0%	9.8%	11.9%	12.3%
% of FP17s for the same patient ID Re-attending within 3 months - Adults	8	62	12.9%	15.9%	16.6%	16.7%
% of FP17s for the same patient ID Re-attending between 3 & 9 months - Children	6	26	23.1%	59.0%	60.2%	57.6%
% of FP17s for the same patient ID Re-attending between 3 & 9 months - Adults	28	62	45.2%	50.5%	51.5%	50.1%
% of FP17s for Band 1 Urgent Courses	6	89	6.7%	9.5%	9.5%	9.1%
% of FP17s Relating to Free Repair or Replacements	0	89	0.0%	0.6%	0.7%	0.8%
% of FP17s Relating to Continuations	0	89	0.0%	1.1%	1.2%	1.2%
% of Patients satisfied with the dentistry they have received	0	0	N/A	92.4%	93.1%	92.8%
% of Patients satisfied with the time they had to wait for an appointment	0	0	N/A	89.1%	88.8%	88.7%

* This is based on patients treated on this contract for their most recent course of treatment. Figures in italics indicate the base number of FP17s or Patient Questionnaire responses are less than 100. N/A is shown where the base number of responses is less than 10 during the period. % is calculated as Quantity/Base number*100

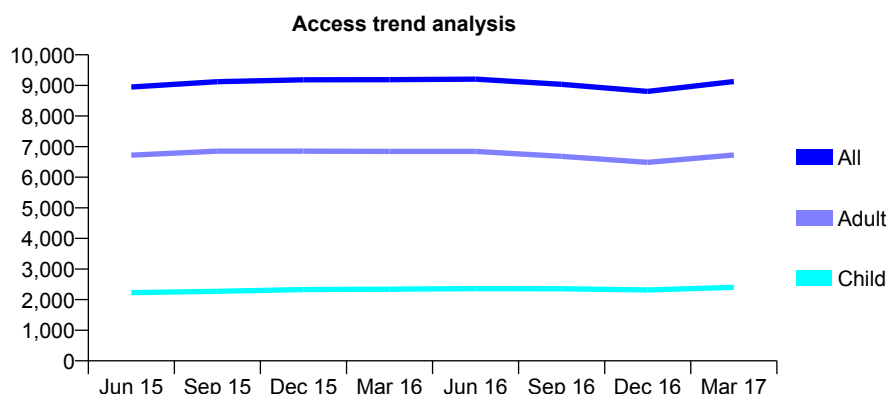
Q68 - Vital Signs At a Glance Contract Report for 772100/0001 - Year end March 2017

Name or company name	MR BM SILVA
Contract type name	GDS Contract
Purpose of contract	General
Contract start date	01/04/2006
Contract end date	

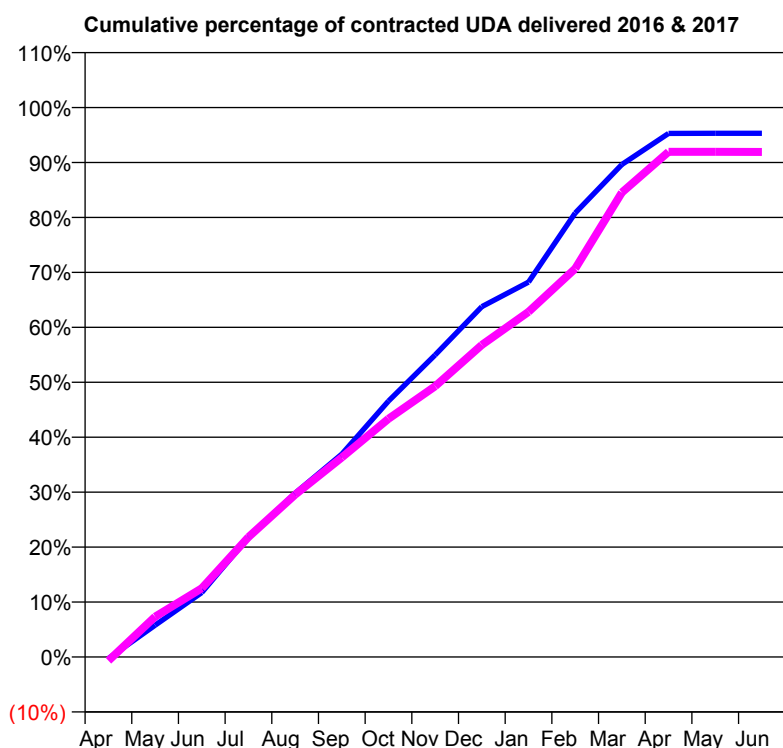
16/17 Contracted general activity (UDA)	29,792
Carry forward general activity (UDA)	1,400
16/17 Contracted orthodontic activity (UOA)	0
Carry forward orthodontic activity (UOA)	0
Baseline contract value	£762,335.20

ACCESS*

Patients seen in 24 months	Total	Change since previous quarter
Quarter ending March 2016	9,186	
Quarter ending June 2016	9,205	→
Quarter ending September 2016	9,036	↓
Quarter ending December 2016	8,803	↓
Quarter ending March 2017	9,128	↑
Variance since March 2016	(0.6%)	→



ACTIVITY



Adjusted Scheduled Activity (UDA)		
Month	2016	2017
April	-82	-209
May	1,727	2,186
June	3,496	3,725
July	6,488	6,504
August	8,880	8,803
September	11,003	10,821
October	13,879	12,913
November	16,381	14,682
December	18,999	16,918
January	20,326	18,714
February	24,071	21,054
March	26,702	25,187
April	28,384	27,392
May	28,393	27,387
June	28,392	27,385

QUALITY

	Quantity	Base Number	Contract	AT	Region	England
% of FP17s for the same patient ID Re-attending within 3 months - Children	237	3,563	6.7%	9.8%	11.9%	12.3%
% of FP17s for the same patient ID Re-attending within 3 months - Adults	1,125	8,995	12.5%	15.9%	16.6%	16.7%
% of FP17s for the same patient ID Re-attending between 3 & 9 months - Children	2,265	3,563	63.6%	59.0%	60.2%	57.6%
% of FP17s for the same patient ID Re-attending between 3 & 9 months - Adults	5,256	8,995	58.4%	50.5%	51.5%	50.1%
% of FP17s for Band 1 Urgent Courses	868	12,522	6.9%	9.5%	9.5%	9.1%
% of FP17s Relating to Free Repair or Replacements	58	12,522	0.5%	0.6%	0.7%	0.8%
% of FP17s Relating to Continuations	14	12,522	0.1%	1.1%	1.2%	1.2%
% of Patients satisfied with the dentistry they have received	11	12	91.7%	92.4%	93.1%	92.8%
% of Patients satisfied with the time they had to wait for an appointment	8	12	66.7%	89.1%	88.8%	88.7%

* This is based on patients treated on this contract for their most recent course of treatment. Figures in italics indicate the base number of FP17s or Patient Questionnaire responses are less than 100. N/A is shown where the base number of responses is less than 10 during the period. % is calculated as Quantity/Base number*100

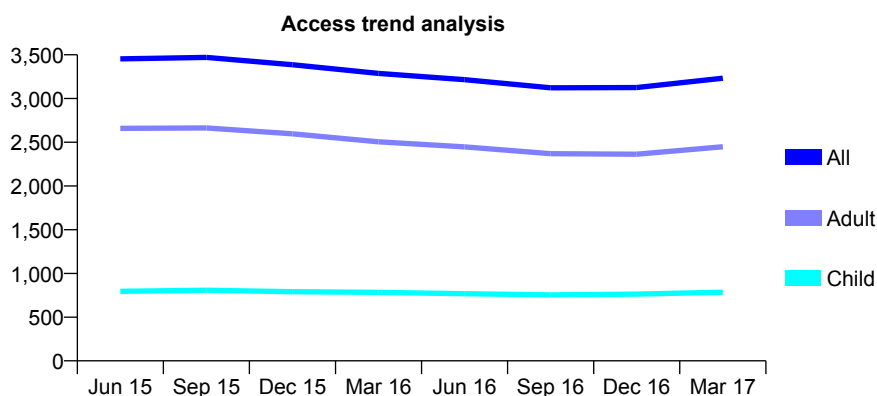
Q68 - Vital Signs At a Glance Contract Report for 772100/0003 - Year end March 2017

Name or company name	MR BM SILVA
Contract type name	GDS Contract
Purpose of contract	General
Contract start date	06/02/2012
Contract end date	

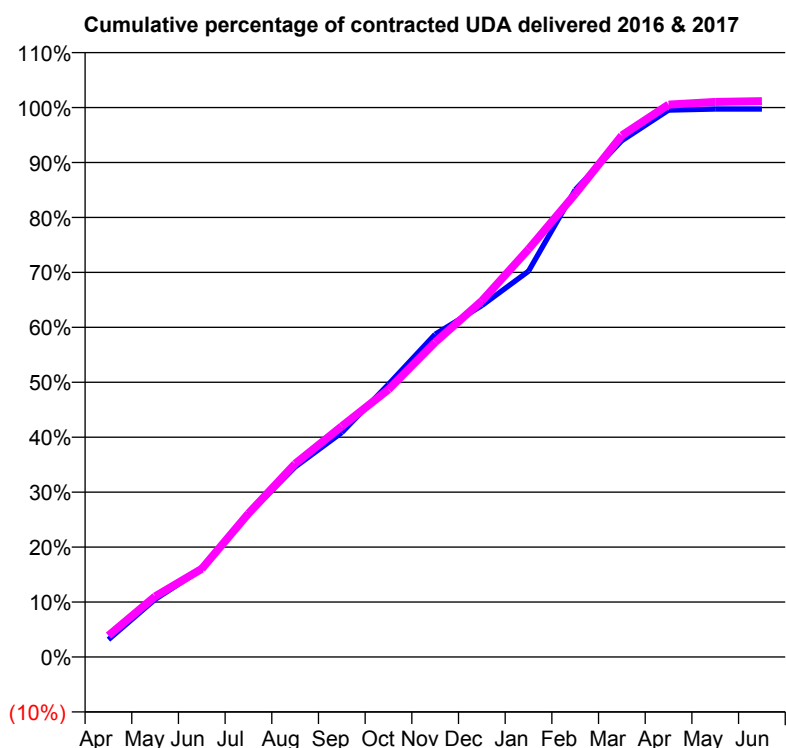
16/17 Contracted general activity (UDA)	10,000
Carry forward general activity (UDA)	29
16/17 Contracted orthodontic activity (UOA)	0
Carry forward orthodontic activity (UOA)	0
Baseline contract value	£220,322.23

ACCESS*

Patients seen in 24 months	Total	Change since previous quarter
Quarter ending March 2016	3,288	
Quarter ending June 2016	3,215	↓
Quarter ending September 2016	3,123	↓
Quarter ending December 2016	3,126	→
Quarter ending March 2017	3,232	↑
Variance since March 2016	(1.7%)	↓



ACTIVITY



Month	Adjusted Scheduled Activity (UDA)	
	2016	2017
April	316	390
May	1,050	1,102
June	1,601	1,605
July	2,600	2,612
August	3,460	3,517
September	4,086	4,199
October	4,965	4,868
November	5,875	5,728
December	6,396	6,480
January	7,021	7,423
February	8,501	8,427
March	9,397	9,492
April	9,954	10,054
May	9,971	10,102
June	9,971	10,115

QUALITY

	Quantity	Base Number	Contract	AT	Region	England
% of FP17s for the same patient ID Re-attending within 3 months - Children	76	1,081	7.0%	9.8%	11.9%	12.3%
% of FP17s for the same patient ID Re-attending within 3 months - Adults	510	3,526	14.5%	15.9%	16.6%	16.7%
% of FP17s for the same patient ID Re-attending between 3 & 9 months - Children	577	1,081	53.4%	59.0%	60.2%	57.6%
% of FP17s for the same patient ID Re-attending between 3 & 9 months - Adults	1,982	3,526	56.2%	50.5%	51.5%	50.1%
% of FP17s for Band 1 Urgent Courses	554	4,590	12.1%	9.5%	9.5%	9.1%
% of FP17s Relating to Free Repair or Replacements	12	4,590	0.3%	0.6%	0.7%	0.8%
% of FP17s Relating to Continuations	32	4,590	0.7%	1.1%	1.2%	1.2%
% of Patients satisfied with the dentistry they have received	6	6	N/A	92.4%	93.1%	92.8%
% of Patients satisfied with the time they had to wait for an appointment	6	6	N/A	89.1%	88.8%	88.7%

* This is based on patients treated on this contract for their most recent course of treatment. Figures in italics indicate the base number of FP17s or Patient Questionnaire responses are less than 100. N/A is shown where the base number of responses is less than 10 during the period. % is calculated as Quantity/Base number*100

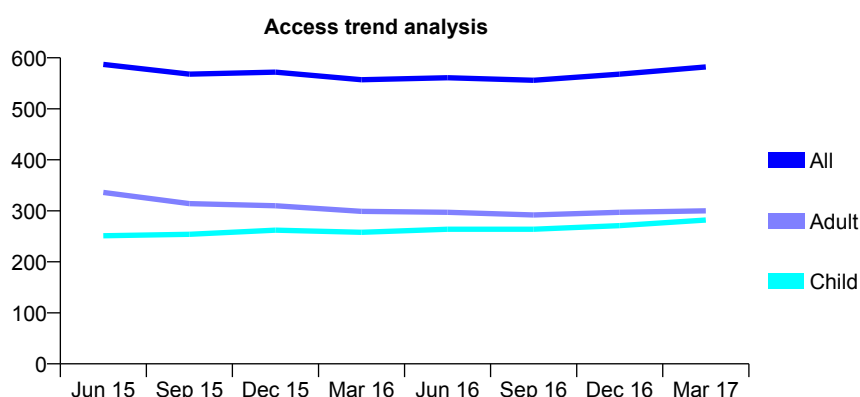
Q68 - Vital Signs At a Glance Contract Report for 776327/0001 - Year end March 2017

Name or company name	MS S BARAHIMI
Contract type name	GDS Contract
Purpose of contract	General
Contract start date	01/10/2012
Contract end date	

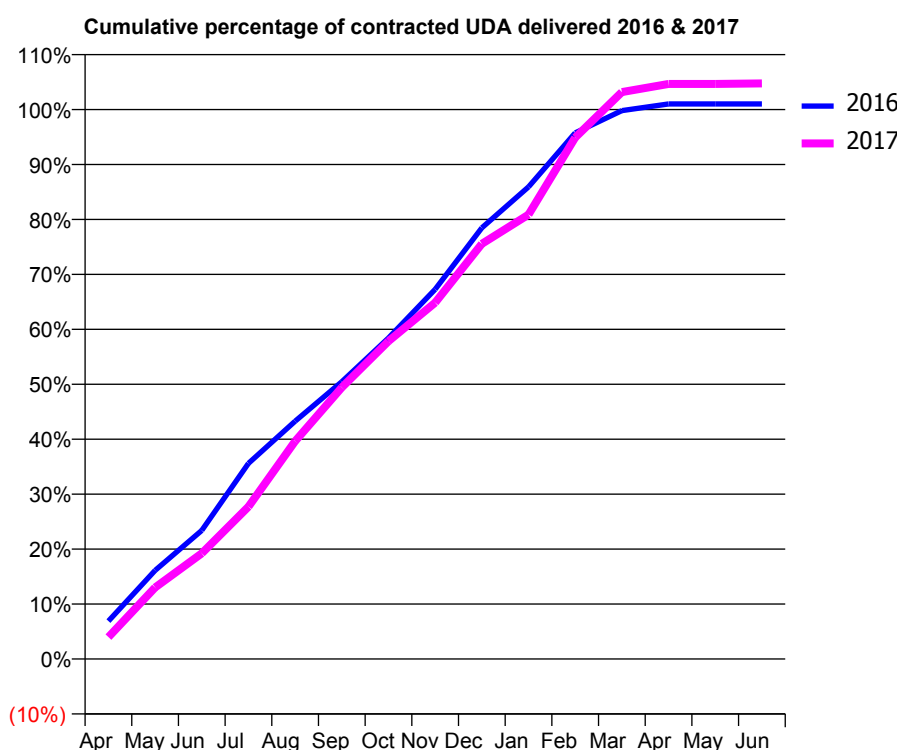
16/17 Contracted general activity (UDA)	1,334
Carry forward general activity (UDA)	-13
16/17 Contracted orthodontic activity (UOA)	0
Carry forward orthodontic activity (UOA)	0
Baseline contract value	£29,644.14

ACCESS*

Patients seen in 24 months	Total	Change since previous quarter
Quarter ending March 2016	557	
Quarter ending June 2016	561	→
Quarter ending September 2016	556	→
Quarter ending December 2016	568	↑
Quarter ending March 2017	582	↑
Variance since March 2016	4.5%	↑



ACTIVITY



Adjusted Scheduled Activity (UDA)		
Month	2016	2017
April	92	53
May	215	174
June	312	256
July	475	370
August	577	529
September	673	659
October	779	772
November	897	865
December	1,047	1,008
January	1,146	1,079
February	1,277	1,266
March	1,331	1,376
April	1,347	1,396
May	1,347	1,396
June	1,347	1,397

QUALITY

	Quantity	Base Number	Contract	AT	Region	England
% of FP17s for the same patient ID Re-attending within 3 months - Children	10	367	2.7%	9.8%	11.9%	12.3%
% of FP17s for the same patient ID Re-attending within 3 months - Adults	24	342	7.0%	15.9%	16.6%	16.7%
% of FP17s for the same patient ID Re-attending between 3 & 9 months - Children	187	367	51.0%	59.0%	60.2%	57.6%
% of FP17s for the same patient ID Re-attending between 3 & 9 months - Adults	161	342	47.1%	50.5%	51.5%	50.1%
% of FP17s for Band 1 Urgent Courses	31	704	4.4%	9.5%	9.5%	9.1%
% of FP17s Relating to Free Repair or Replacements	0	704	0.0%	0.6%	0.7%	0.8%
% of FP17s Relating to Continuations	0	704	0.0%	1.1%	1.2%	1.2%
% of Patients satisfied with the dentistry they have received	1	1	N/A	92.4%	93.1%	92.8%
% of Patients satisfied with the time they had to wait for an appointment	1	1	N/A	89.1%	88.8%	88.7%

* This is based on patients treated on this contract for their most recent course of treatment. Figures in italics indicate the base number of FP17s or Patient Questionnaire responses are less than 100. N/A is shown where the base number of responses is less than 10 during the period. % is calculated as Quantity/Base number*100

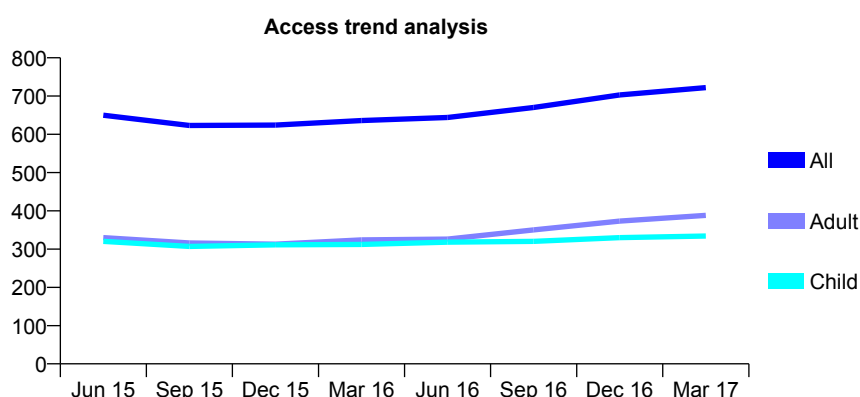
Q68 - Vital Signs At a Glance Contract Report for 781223/0001 - Year end March 2017

Name or company name	MR N TSOLIS
Contract type name	GDS Contract
Purpose of contract	General
Contract start date	01/09/2012
Contract end date	

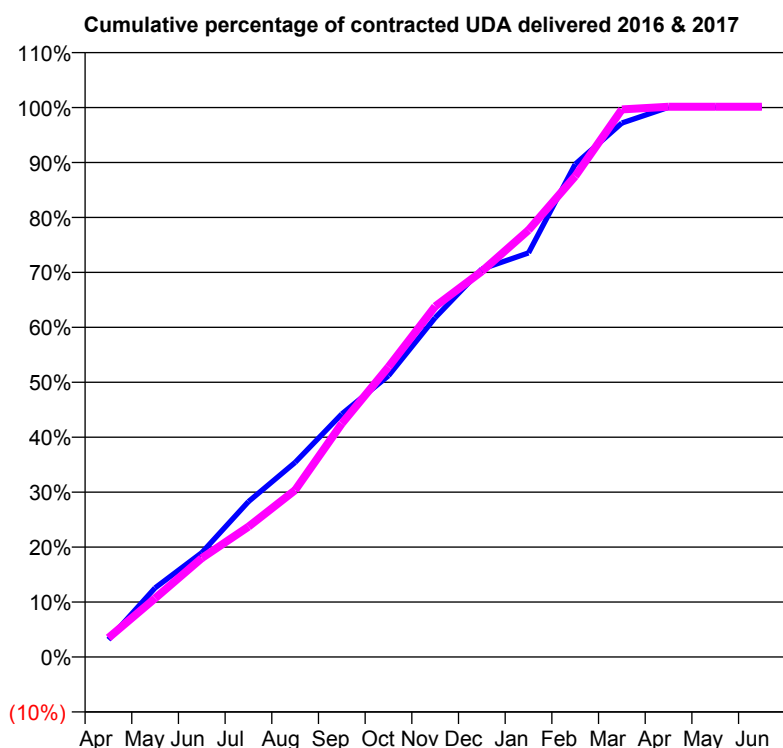
16/17 Contracted general activity (UDA)	1,614
Carry forward general activity (UDA)	-1
16/17 Contracted orthodontic activity (UOA)	0
Carry forward orthodontic activity (UOA)	0
Baseline contract value	£38,138.31

ACCESS*

Patients seen in 24 months	Total	Change since previous quarter
Quarter ending March 2016	636	
Quarter ending June 2016	644	→
Quarter ending September 2016	670	↑
Quarter ending December 2016	703	↑
Quarter ending March 2017	722	↑
Variance since March 2016	13.5%	↑



ACTIVITY



Month	Adjusted Scheduled Activity (UDA)	
	2016	2017
April	51	56
May	203	173
June	306	290
July	457	383
August	572	490
September	714	686
October	826	852
November	997	1,030
December	1,140	1,133
January	1,187	1,254
February	1,447	1,412
March	1,569	1,608
April	1,615	1,616
May	1,615	1,616
June	1,615	1,616

QUALITY

	Quantity	Base Number	Contract	AT	Region	England
% of FP17s for the same patient ID Re-attending within 3 months - Children	16	480	3.3%	9.8%	11.9%	12.3%
% of FP17s for the same patient ID Re-attending within 3 months - Adults	42	481	8.7%	15.9%	16.6%	16.7%
% of FP17s for the same patient ID Re-attending between 3 & 9 months - Children	325	480	67.7%	59.0%	60.2%	57.6%
% of FP17s for the same patient ID Re-attending between 3 & 9 months - Adults	271	481	56.3%	50.5%	51.5%	50.1%
% of FP17s for Band 1 Urgent Courses	22	927	2.4%	9.5%	9.5%	9.1%
% of FP17s Relating to Free Repair or Replacements	0	927	0.0%	0.6%	0.7%	0.8%
% of FP17s Relating to Continuations	14	927	1.5%	1.1%	1.2%	1.2%
% of Patients satisfied with the dentistry they have received	1	1	N/A	92.4%	93.1%	92.8%
% of Patients satisfied with the time they had to wait for an appointment	1	1	N/A	89.1%	88.8%	88.7%

* This is based on patients treated on this contract for their most recent course of treatment. Figures in italics indicate the base number of FP17s or Patient Questionnaire responses are less than 100. N/A is shown where the base number of responses is less than 10 during the period. % is calculated as Quantity/Base number*100

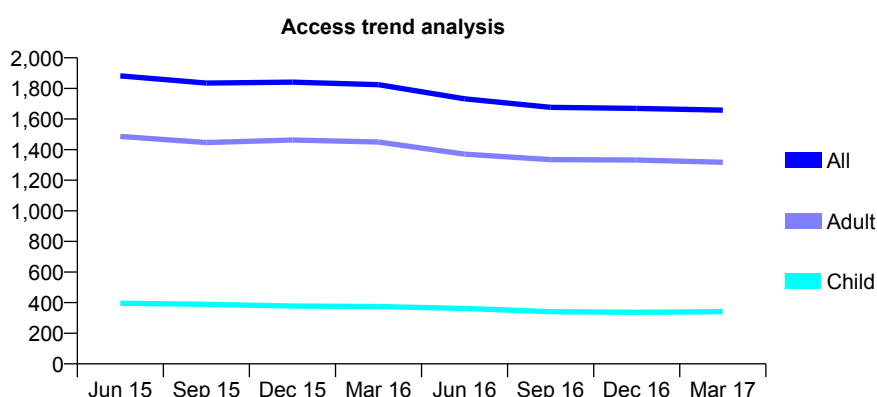
Q68 - Vital Signs At a Glance Contract Report for 785881/0001 - Year end March 2017

Name or company name	MR HR FORGHANI ASHKEZARI
Contract type name	GDS Contract
Purpose of contract	General
Contract start date	01/11/2010
Contract end date	

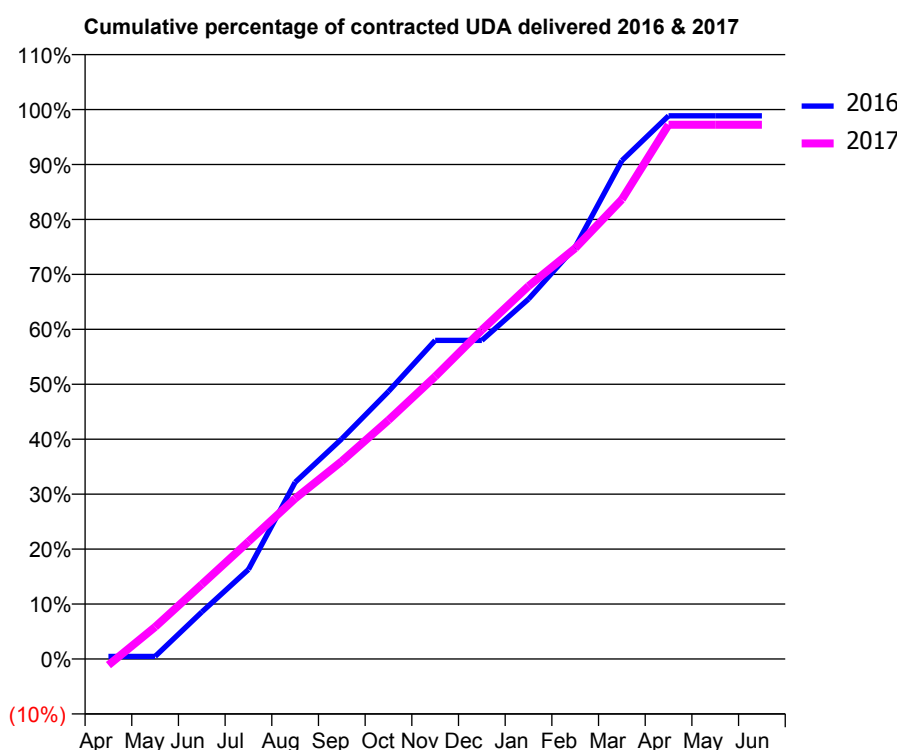
16/17 Contracted general activity (UDA)	6,668
Carry forward general activity (UDA)	76
16/17 Contracted orthodontic activity (UOA)	0
Carry forward orthodontic activity (UOA)	0
Baseline contract value	£167,145.96

ACCESS*

Patients seen in 24 months	Total	Change since previous quarter
Quarter ending March 2016	1,824	
Quarter ending June 2016	1,732	↓
Quarter ending September 2016	1,676	↓
Quarter ending December 2016	1,669	→
Quarter ending March 2017	1,658	→
Variance since March 2016	(9.1%)	↓



ACTIVITY



Adjusted Scheduled Activity (UDA)		
Month	2016	2017
April	31	-76
May	31	389
June	570	905
July	1,087	1,424
August	2,146	1,948
September	2,672	2,401
October	3,247	2,899
November	3,867	3,428
December	3,867	3,993
January	4,368	4,525
February	4,999	4,985
March	6,048	5,577
April	6,592	6,483
May	6,592	6,483
June	6,592	6,483

QUALITY

	Quantity	Base Number	Contract	AT	Region	England
% of FP17s for the same patient ID Re-attending within 3 months - Children	56	540	10.4%	9.8%	11.9%	12.3%
% of FP17s for the same patient ID Re-attending within 3 months - Adults	258	1,976	13.1%	15.9%	16.6%	16.7%
% of FP17s for the same patient ID Re-attending between 3 & 9 months - Children	336	540	62.2%	59.0%	60.2%	57.6%
% of FP17s for the same patient ID Re-attending between 3 & 9 months - Adults	1,279	1,976	64.7%	50.5%	51.5%	50.1%
% of FP17s for Band 1 Urgent Courses	110	2,538	4.3%	9.5%	9.5%	9.1%
% of FP17s Relating to Free Repair or Replacements	0	2,538	0.0%	0.6%	0.7%	0.8%
% of FP17s Relating to Continuations	72	2,538	2.8%	1.1%	1.2%	1.2%
% of Patients satisfied with the dentistry they have received	4	4	N/A	92.4%	93.1%	92.8%
% of Patients satisfied with the time they had to wait for an appointment	4	4	N/A	89.1%	88.8%	88.7%

* This is based on patients treated on this contract for their most recent course of treatment. Figures in italics indicate the base number of FP17s or Patient Questionnaire responses are less than 100. N/A is shown where the base number of responses is less than 10 during the period. % is calculated as Quantity/Base number*100

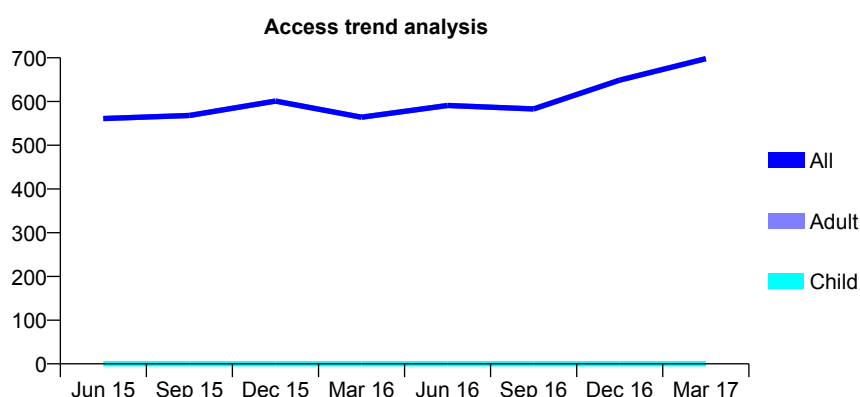
Q68 - Vital Signs At a Glance Contract Report for 804037/0002 - Year end March 2017

Name or company name	MR WM HOULDEN
Contract type name	PDS Contract
Purpose of contract	General
Contract start date	01/04/2006
Contract end date	30/06/2017

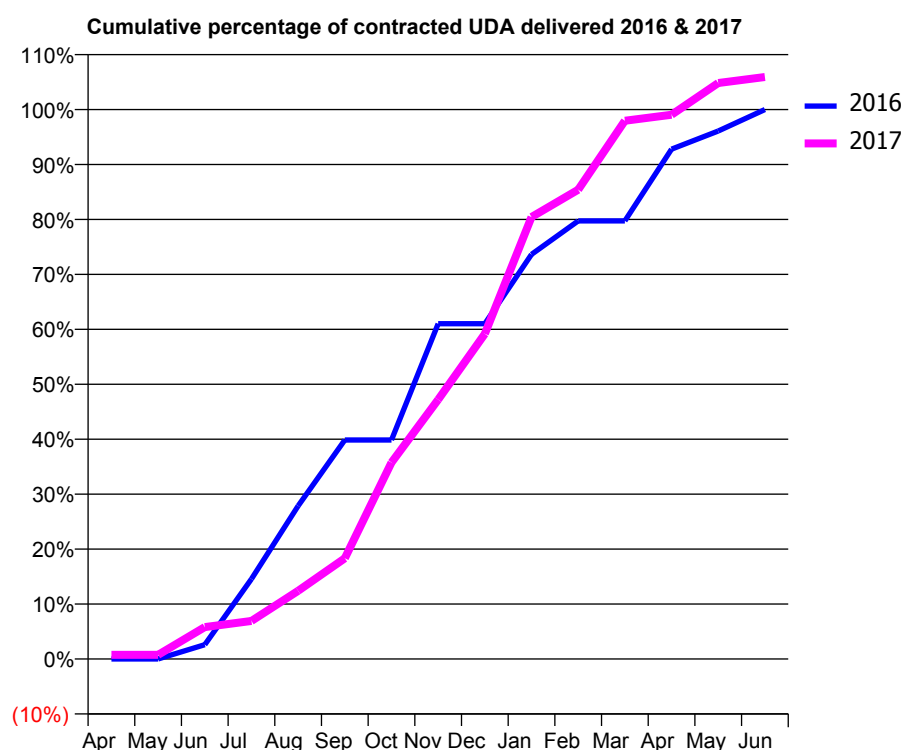
16/17 Contracted general activity (UDA)	2,800
Carry forward general activity (UDA)	0
16/17 Contracted orthodontic activity (UOA)	0
Carry forward orthodontic activity (UOA)	0
Baseline contract value	£91,249.91

ACCESS*

Patients seen in 24 months	Total	Change since previous quarter
Quarter ending March 2016	564	
Quarter ending June 2016	591	↑
Quarter ending September 2016	583	↓
Quarter ending December 2016	649	↑
Quarter ending March 2017	698	↑
Variance since March 2016	23.8%	↑



ACTIVITY



Month	Adjusted Scheduled Activity (UDA)	
	2016	2017
April	0	21
May	0	21
June	73	163
July	408	194
August	780	348
September	1,116	513
October	1,116	1,001
November	1,708	1,322
December	1,708	1,657
January	2,062	2,252
February	2,232	2,391
March	2,232	2,743
April	2,598	2,773
May	2,690	2,935
June	2,800	2,966

QUALITY

	Quantity	Base Number	Contract	AT	Region	England
% of FP17s for the same patient ID Re-attending within 3 months - Children	0	0	N/A	9.8%	11.9%	12.3%
% of FP17s for the same patient ID Re-attending within 3 months - Adults	139	794	17.5%	15.9%	16.6%	16.7%
% of FP17s for the same patient ID Re-attending between 3 & 9 months - Children	0	0	N/A	59.0%	60.2%	57.6%
% of FP17s for the same patient ID Re-attending between 3 & 9 months - Adults	121	794	15.2%	50.5%	51.5%	50.1%
% of FP17s for Band 1 Urgent Courses	66	718	9.2%	9.5%	9.5%	9.1%
% of FP17s Relating to Free Repair or Replacements	1	718	0.1%	0.6%	0.7%	0.8%
% of FP17s Relating to Continuations	2	718	0.3%	1.1%	1.2%	1.2%
% of Patients satisfied with the dentistry they have received	0	0	N/A	92.4%	93.1%	92.8%
% of Patients satisfied with the time they had to wait for an appointment	0	0	N/A	89.1%	88.8%	88.7%

* This is based on patients treated on this contract for their most recent course of treatment. Figures in italics indicate the base number of FP17s or Patient Questionnaire responses are less than 100. N/A is shown where the base number of responses is less than 10 during the period. % is calculated as Quantity/Base number*100

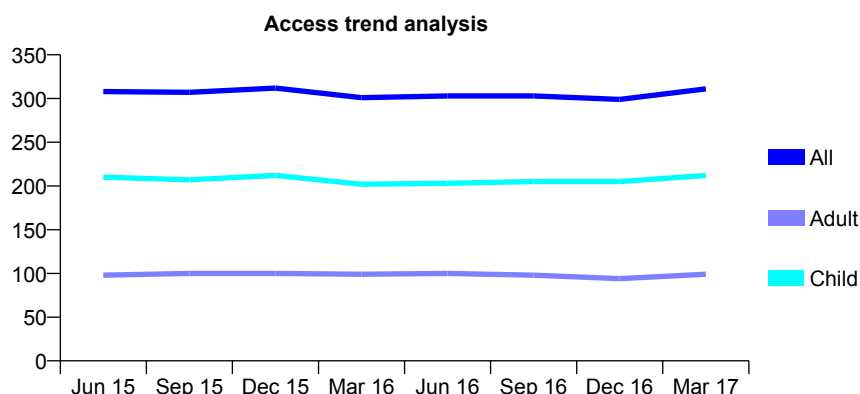
Q68 - Vital Signs At a Glance Contract Report for 807710/0001 - Year end March 2017

Name or company name	MR PL DUKOFF-GORDON
Contract type name	GDS Contract
Purpose of contract	General
Contract start date	01/04/2006
Contract end date	

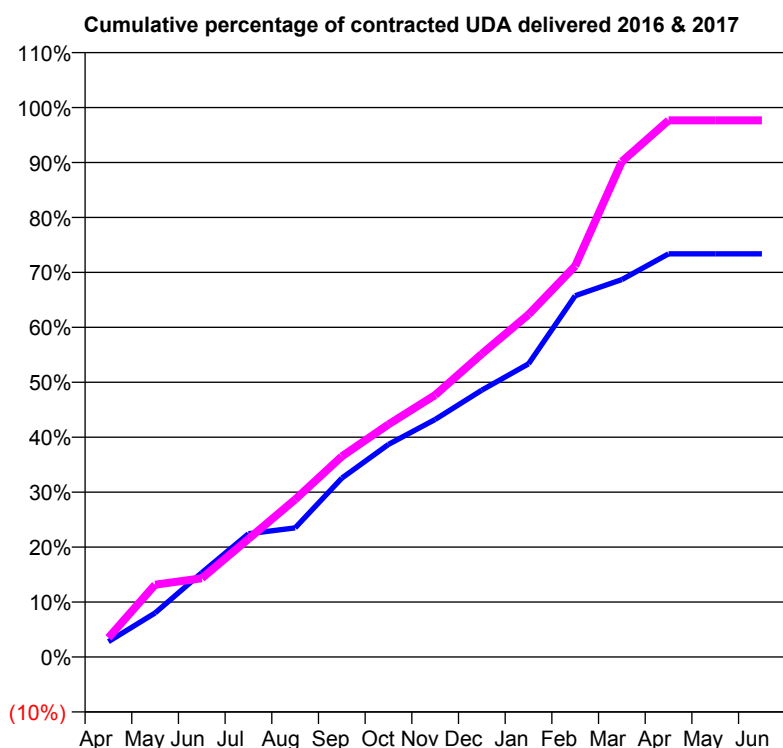
16/17 Contracted general activity (UDA)	600
Carry forward general activity (UDA)	0
16/17 Contracted orthodontic activity (UOA)	0
Carry forward orthodontic activity (UOA)	0
Baseline contract value	£13,510.79

ACCESS*

Patients seen in 24 months	Total	Change since previous quarter
Quarter ending March 2016	301	
Quarter ending June 2016	303	→
Quarter ending September 2016	303	→
Quarter ending December 2016	299	↓
Quarter ending March 2017	311	↑
Variance since March 2016	3.3%	↑



ACTIVITY



Adjusted Scheduled Activity (UDA)		
Month	2016	2017
April	21	21
May	60	79
June	115	86
July	168	129
August	176	172
September	244	219
October	290	254
November	324	286
December	364	331
January	400	374
February	493	427
March	515	541
April	550	586
May	550	586
June	550	586

QUALITY

	Quantity	Base Number	Contract	AT	Region	England
% of FP17s for the same patient ID Re-attending within 3 months - Children	9	332	2.7%	9.8%	11.9%	12.3%
% of FP17s for the same patient ID Re-attending within 3 months - Adults	5	101	5.0%	15.9%	16.6%	16.7%
% of FP17s for the same patient ID Re-attending between 3 & 9 months - Children	228	332	68.7%	59.0%	60.2%	57.6%
% of FP17s for the same patient ID Re-attending between 3 & 9 months - Adults	62	101	61.4%	50.5%	51.5%	50.1%
% of FP17s for Band 1 Urgent Courses	0	443	0.0%	9.5%	9.5%	9.1%
% of FP17s Relating to Free Repair or Replacements	0	443	0.0%	0.6%	0.7%	0.8%
% of FP17s Relating to Continuations	3	443	0.7%	1.1%	1.2%	1.2%
% of Patients satisfied with the dentistry they have received	0	0	N/A	92.4%	93.1%	92.8%
% of Patients satisfied with the time they had to wait for an appointment	0	0	N/A	89.1%	88.8%	88.7%

* This is based on patients treated on this contract for their most recent course of treatment. Figures in italics indicate the base number of FP17s or Patient Questionnaire responses are less than 100. N/A is shown where the base number of responses is less than 10 during the period. % is calculated as Quantity/Base number*100

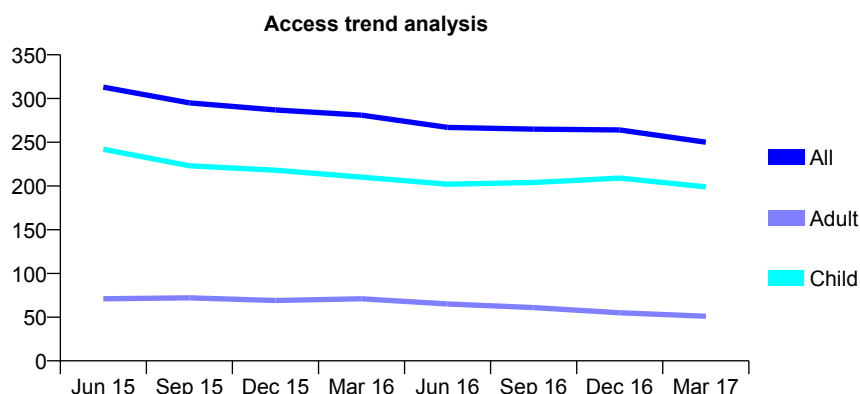
Q68 - Vital Signs At a Glance Contract Report for 810010/0001 - Year end March 2017

Name or company name	MR RN HARDING
Contract type name	GDS Contract
Purpose of contract	General
Contract start date	01/04/2006
Contract end date	

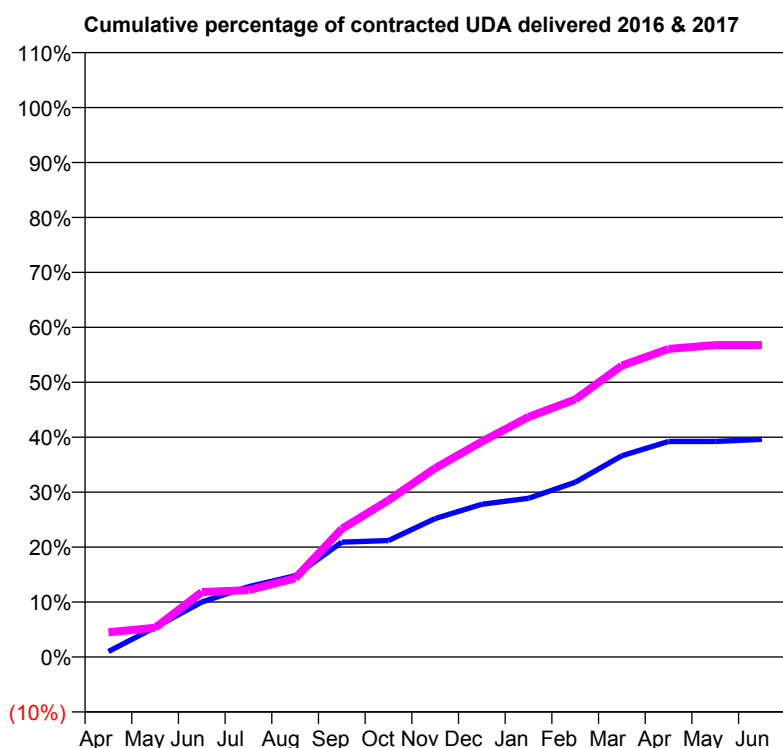
16/17 Contracted general activity (UDA)	600
Carry forward general activity (UDA)	0
16/17 Contracted orthodontic activity (UOA)	0
Carry forward orthodontic activity (UOA)	0
Baseline contract value	£14,038.62

ACCESS*

Patients seen in 24 months	Total	Change since previous quarter
Quarter ending March 2016	281	
Quarter ending June 2016	267	↓
Quarter ending September 2016	265	→
Quarter ending December 2016	264	→
Quarter ending March 2017	250	↓
Variance since March 2016	(11.0%)	↓



ACTIVITY



Month	Adjusted Scheduled Activity (UDA)	
	2016	2017
April	10	27
May	54	32
June	100	71
July	128	73
August	148	86
September	209	140
October	212	171
November	252	206
December	278	235
January	289	262
February	318	281
March	366	318
April	392	336
May	392	341
June	396	341

QUALITY

	Quantity	Base Number	Contract	AT	Region	England
% of FP17s for the same patient ID Re-attending within 3 months - Children	12	247	4.9%	9.8%	11.9%	12.3%
% of FP17s for the same patient ID Re-attending within 3 months - Adults	1	22	4.5%	15.9%	16.6%	16.7%
% of FP17s for the same patient ID Re-attending between 3 & 9 months - Children	133	247	53.8%	59.0%	60.2%	57.6%
% of FP17s for the same patient ID Re-attending between 3 & 9 months - Adults	6	22	27.3%	50.5%	51.5%	50.1%
% of FP17s for Band 1 Urgent Courses	3	265	1.1%	9.5%	9.5%	9.1%
% of FP17s Relating to Free Repair or Replacements	0	265	0.0%	0.6%	0.7%	0.8%
% of FP17s Relating to Continuations	0	265	0.0%	1.1%	1.2%	1.2%
% of Patients satisfied with the dentistry they have received	0	0	N/A	92.4%	93.1%	92.8%
% of Patients satisfied with the time they had to wait for an appointment	0	0	N/A	89.1%	88.8%	88.7%

* This is based on patients treated on this contract for their most recent course of treatment. Figures in italics indicate the base number of FP17s or Patient Questionnaire responses are less than 100. N/A is shown where the base number of responses is less than 10 during the period. % is calculated as Quantity/Base number*100

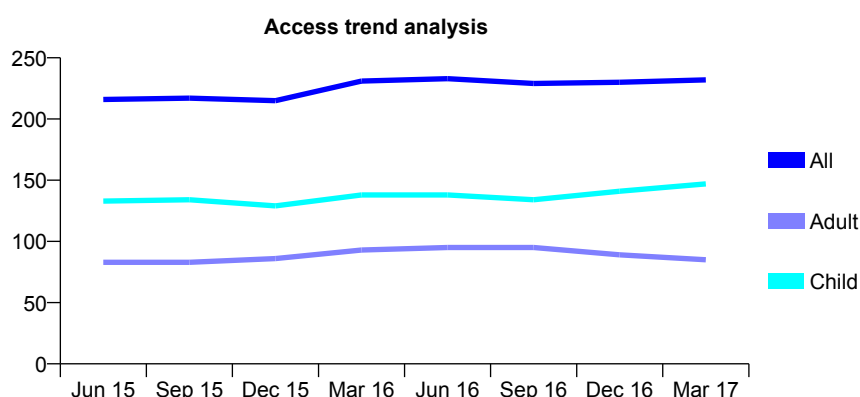
Q68 - Vital Signs At a Glance Contract Report for 811157/0001 - Year end March 2017

Name or company name	MISS DE ALLEN
Contract type name	GDS Contract
Purpose of contract	General
Contract start date	01/04/2006
Contract end date	

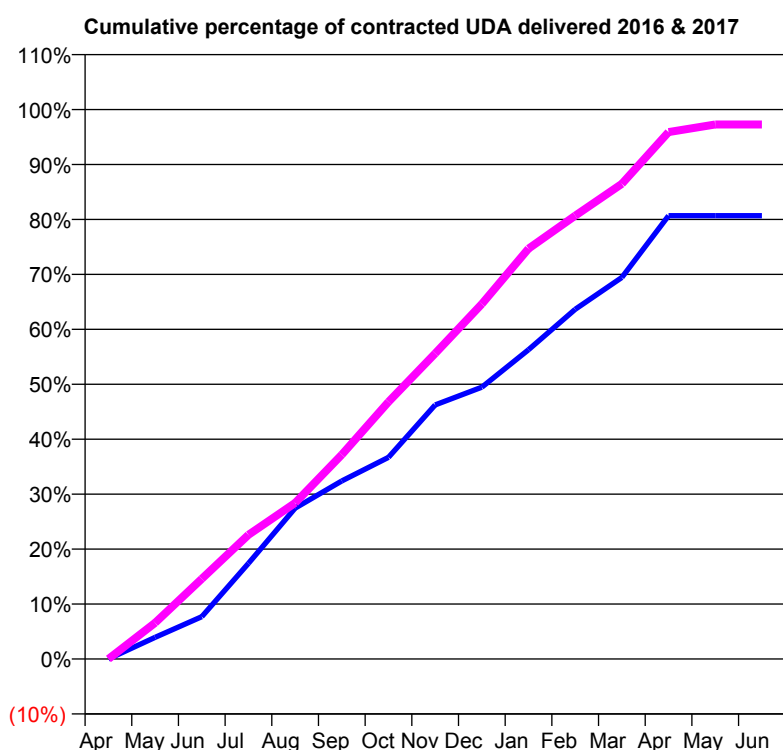
16/17 Contracted general activity (UDA)	500
Carry forward general activity (UDA)	0
16/17 Contracted orthodontic activity (UOA)	0
Carry forward orthodontic activity (UOA)	0
Baseline contract value	£12,668.65

ACCESS*

Patients seen in 24 months	Total	Change since previous quarter
Quarter ending March 2016	231	
Quarter ending June 2016	233	→
Quarter ending September 2016	229	↓
Quarter ending December 2016	230	→
Quarter ending March 2017	232	→
Variance since March 2016	0.4%	→



ACTIVITY



Adjusted Scheduled Activity (UDA)		
Month	2016	2017
April	0	0
May	23	33
June	45	73
July	102	113
August	161	142
September	190	186
October	215	234
November	271	278
December	290	323
January	330	373
February	374	403
March	408	432
April	474	479
May	474	486
June	474	486

QUALITY

	Quantity	Base Number	Contract	AT	Region	England
% of FP17s for the same patient ID Re-attending within 3 months - Children	14	215	6.5%	9.8%	11.9%	12.3%
% of FP17s for the same patient ID Re-attending within 3 months - Adults	7	84	8.3%	15.9%	16.6%	16.7%
% of FP17s for the same patient ID Re-attending between 3 & 9 months - Children	145	215	67.4%	59.0%	60.2%	57.6%
% of FP17s for the same patient ID Re-attending between 3 & 9 months - Adults	44	84	52.4%	50.5%	51.5%	50.1%
% of FP17s for Band 1 Urgent Courses	2	295	0.7%	9.5%	9.5%	9.1%
% of FP17s Relating to Free Repair or Replacements	0	295	0.0%	0.6%	0.7%	0.8%
% of FP17s Relating to Continuations	2	295	0.7%	1.1%	1.2%	1.2%
% of Patients satisfied with the dentistry they have received	1	1	N/A	92.4%	93.1%	92.8%
% of Patients satisfied with the time they had to wait for an appointment	1	1	N/A	89.1%	88.8%	88.7%

* This is based on patients treated on this contract for their most recent course of treatment. Figures in italics indicate the base number of FP17s or Patient Questionnaire responses are less than 100. N/A is shown where the base number of responses is less than 10 during the period. % is calculated as Quantity/Base number*100

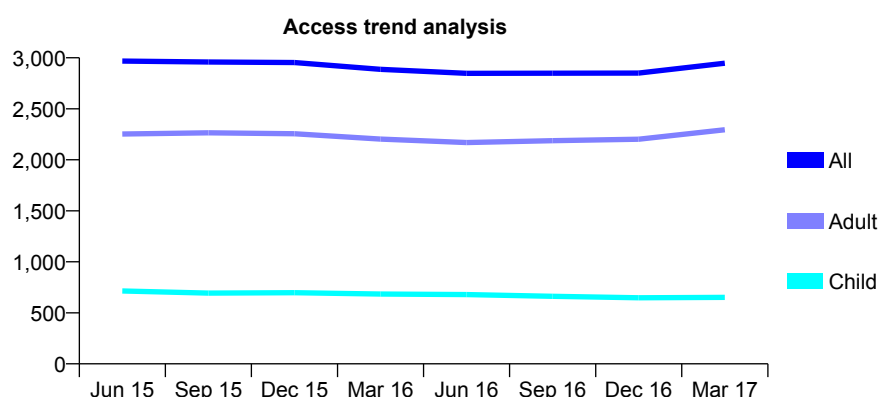
Q68 - Vital Signs At a Glance Contract Report for 812471/0001 - Year end March 2017

Name or company name	MR ND THORPE-BEESTON
Contract type name	GDS Contract
Purpose of contract	General
Contract start date	01/04/2006
Contract end date	

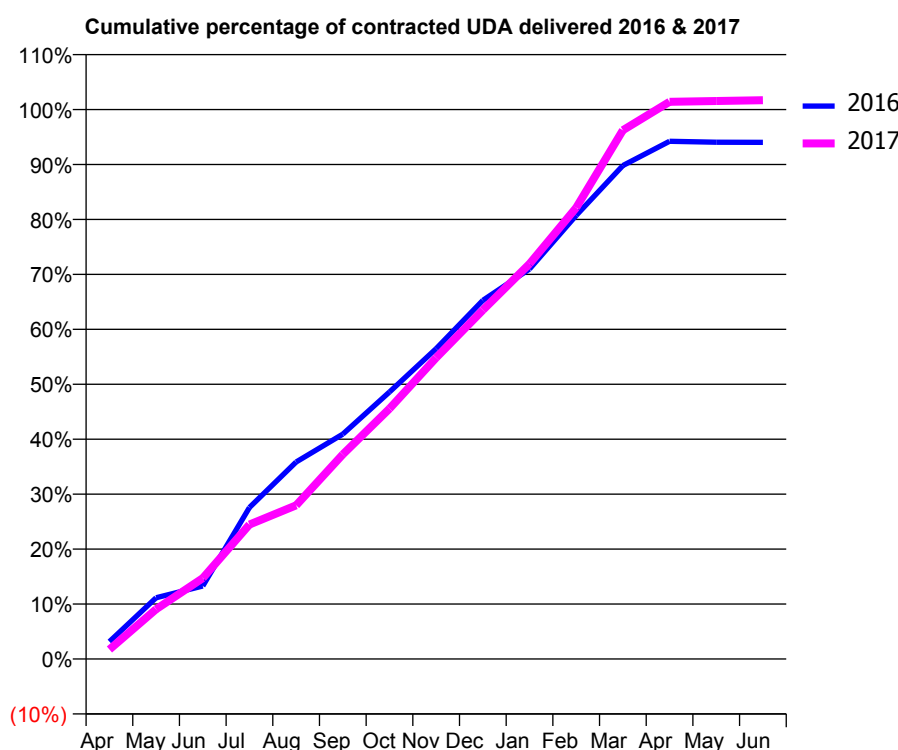
16/17 Contracted general activity (UDA)	8,238
Carry forward general activity (UDA)	0
16/17 Contracted orthodontic activity (UOA)	0
Carry forward orthodontic activity (UOA)	0
Baseline contract value	£192,473.05

ACCESS*

Patients seen in 24 months	Total	Change since previous quarter
Quarter ending March 2016	2,887	
Quarter ending June 2016	2,848	↓
Quarter ending September 2016	2,849	→
Quarter ending December 2016	2,850	→
Quarter ending March 2017	2,947	↑
Variance since March 2016	2.1%	↑



ACTIVITY



Adjusted Scheduled Activity (UDA)		
Month	2016	2017
April	260	143
May	918	747
June	1,095	1,213
July	2,271	2,015
August	2,954	2,305
September	3,372	3,068
October	4,003	3,753
November	4,653	4,517
December	5,378	5,231
January	5,847	5,925
February	6,649	6,766
March	7,398	7,927
April	7,762	8,354
May	7,748	8,365
June	7,745	8,377

QUALITY

	Quantity	Base Number	Contract	AT	Region	England
% of FP17s for the same patient ID Re-attending within 3 months - Children	45	743	6.1%	9.8%	11.9%	12.3%
% of FP17s for the same patient ID Re-attending within 3 months - Adults	430	2,798	15.4%	15.9%	16.6%	16.7%
% of FP17s for the same patient ID Re-attending between 3 & 9 months - Children	281	743	37.8%	59.0%	60.2%	57.6%
% of FP17s for the same patient ID Re-attending between 3 & 9 months - Adults	1,027	2,798	36.7%	50.5%	51.5%	50.1%
% of FP17s for Band 1 Urgent Courses	409	3,548	11.5%	9.5%	9.5%	9.1%
% of FP17s Relating to Free Repair or Replacements	24	3,548	0.7%	0.6%	0.7%	0.8%
% of FP17s Relating to Continuations	29	3,548	0.8%	1.1%	1.2%	1.2%
% of Patients satisfied with the dentistry they have received	3	3	N/A	92.4%	93.1%	92.8%
% of Patients satisfied with the time they had to wait for an appointment	3	3	N/A	89.1%	88.8%	88.7%

* This is based on patients treated on this contract for their most recent course of treatment. Figures in italics indicate the base number of FP17s or Patient Questionnaire responses are less than 100. N/A is shown where the base number of responses is less than 10 during the period. % is calculated as Quantity/Base number*100

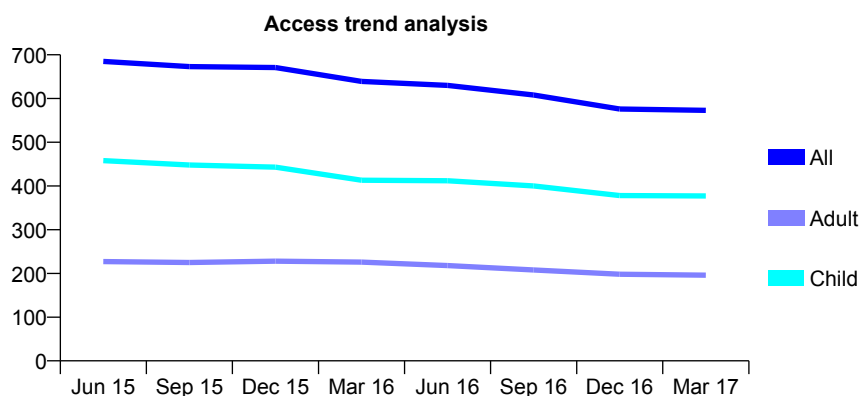
Q68 - Vital Signs At a Glance Contract Report for 812838/0001 - Year end March 2017

Name or company name	MR HD PHILLIPS
Contract type name	GDS Contract
Purpose of contract	General
Contract start date	01/04/2006
Contract end date	

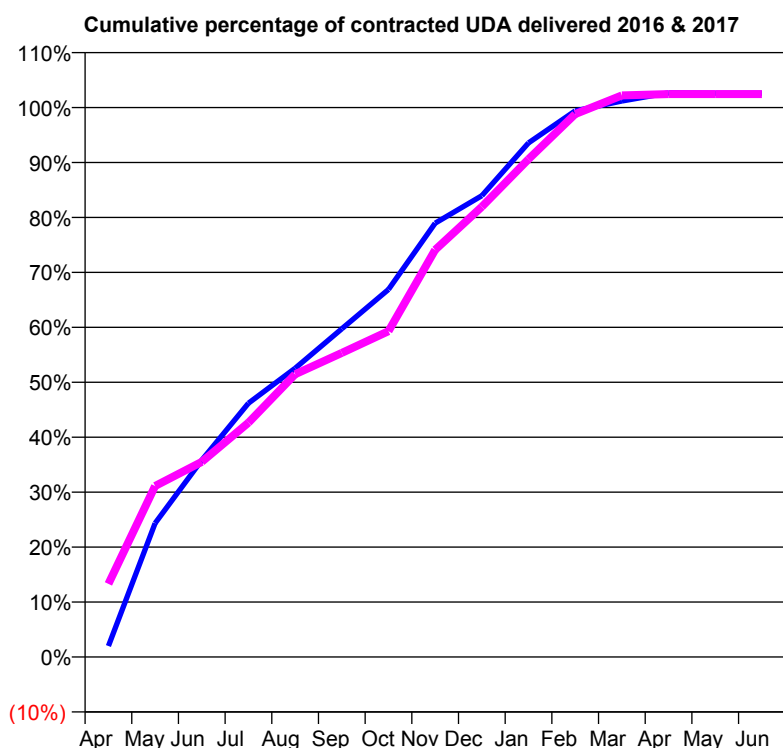
16/17 Contracted general activity (UDA)	1,242
Carry forward general activity (UDA)	-25
16/17 Contracted orthodontic activity (UOA)	0
Carry forward orthodontic activity (UOA)	0
Baseline contract value	£27,599.73

ACCESS*

Patients seen in 24 months	Total	Change since previous quarter
Quarter ending March 2016	639	
Quarter ending June 2016	630	↓
Quarter ending September 2016	608	↓
Quarter ending December 2016	576	↓
Quarter ending March 2017	573	→
Variance since March 2016	(10.3%)	↓



ACTIVITY



Adjusted Scheduled Activity (UDA)		
Month	2016	2017
April	25	165
May	302	386
June	445	441
July	574	530
August	653	639
September	742	687
October	831	736
November	981	920
December	1,043	1,018
January	1,162	1,125
February	1,234	1,227
March	1,257	1,269
April	1,275	1,272
May	1,274	1,272
June	1,274	1,272

QUALITY

	Quantity	Base Number	Contract	AT	Region	England
% of FP17s for the same patient ID Re-attending within 3 months - Children	47	649	7.2%	9.8%	11.9%	12.3%
% of FP17s for the same patient ID Re-attending within 3 months - Adults	25	230	10.9%	15.9%	16.6%	16.7%
% of FP17s for the same patient ID Re-attending between 3 & 9 months - Children	411	649	63.3%	59.0%	60.2%	57.6%
% of FP17s for the same patient ID Re-attending between 3 & 9 months - Adults	140	230	60.9%	50.5%	51.5%	50.1%
% of FP17s for Band 1 Urgent Courses	26	867	3.0%	9.5%	9.5%	9.1%
% of FP17s Relating to Free Repair or Replacements	1	867	0.1%	0.6%	0.7%	0.8%
% of FP17s Relating to Continuations	0	867	0.0%	1.1%	1.2%	1.2%
% of Patients satisfied with the dentistry they have received	1	1	N/A	92.4%	93.1%	92.8%
% of Patients satisfied with the time they had to wait for an appointment	1	1	N/A	89.1%	88.8%	88.7%

* This is based on patients treated on this contract for their most recent course of treatment. Figures in italics indicate the base number of FP17s or Patient Questionnaire responses are less than 100. N/A is shown where the base number of responses is less than 10 during the period. % is calculated as Quantity/Base number*100

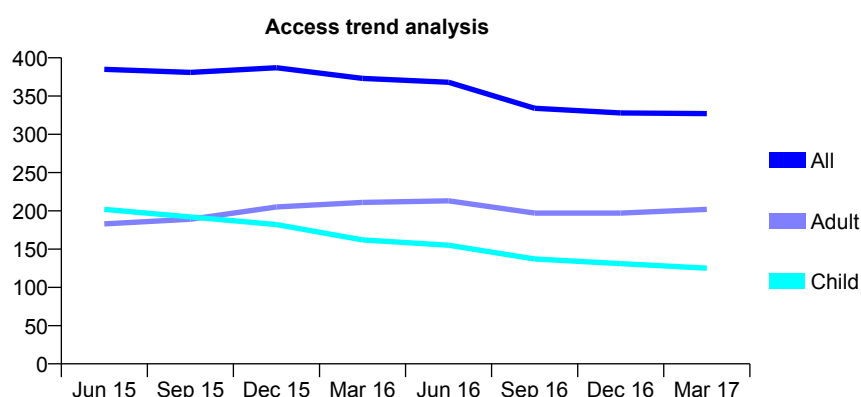
Q68 - Vital Signs At a Glance Contract Report for 812889/0001 - Year end March 2017

Name or company name	MR D PATTINSON
Contract type name	GDS Contract
Purpose of contract	General
Contract start date	01/04/2006
Contract end date	

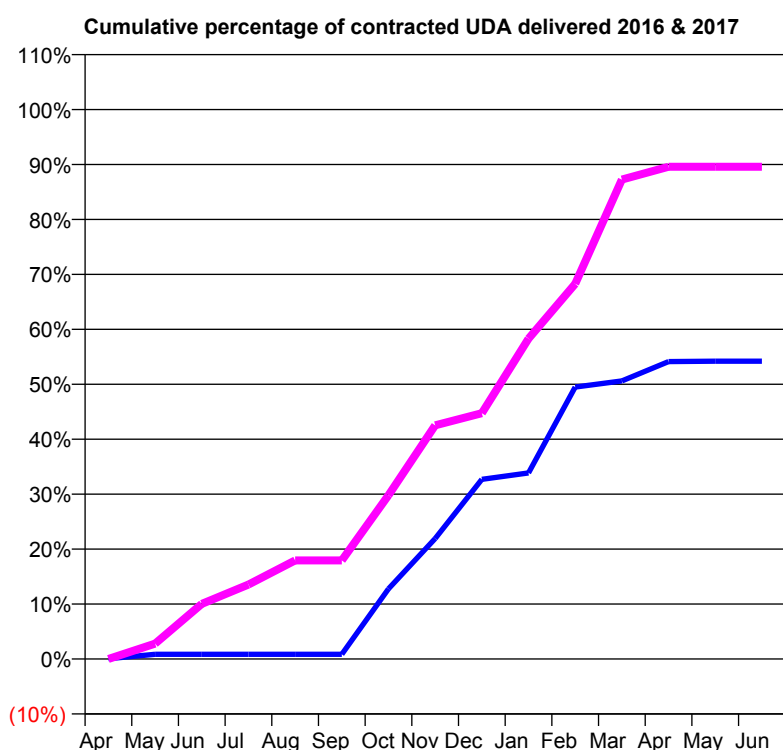
16/17 Contracted general activity (UDA)	900
Carry forward general activity (UDA)	0
16/17 Contracted orthodontic activity (UOA)	0
Carry forward orthodontic activity (UOA)	0
Baseline contract value	£20,003.11

ACCESS*

Patients seen in 24 months	Total	Change since previous quarter
Quarter ending March 2016	373	
Quarter ending June 2016	368	↓
Quarter ending September 2016	334	↓
Quarter ending December 2016	328	↓
Quarter ending March 2017	327	→
Variance since March 2016	(12.3%)	↓



ACTIVITY



Month	Adjusted Scheduled Activity (UDA)	
	2016	2017
April	1	0
May	12	25
June	12	90
July	12	122
August	12	162
September	12	162
October	179	268
November	307	383
December	458	403
January	474	525
February	693	614
March	709	785
April	758	806
May	759	806
June	759	806

QUALITY

	Quantity	Base Number	Contract	AT	Region	England
% of FP17s for the same patient ID Re-attending within 3 months - Children	23	186	12.4%	9.8%	11.9%	12.3%
% of FP17s for the same patient ID Re-attending within 3 months - Adults	43	256	16.8%	15.9%	16.6%	16.7%
% of FP17s for the same patient ID Re-attending between 3 & 9 months - Children	92	186	49.5%	59.0%	60.2%	57.6%
% of FP17s for the same patient ID Re-attending between 3 & 9 months - Adults	135	256	52.7%	50.5%	51.5%	50.1%
% of FP17s for Band 1 Urgent Courses	66	416	15.9%	9.5%	9.5%	9.1%
% of FP17s Relating to Free Repair or Replacements	0	416	0.0%	0.6%	0.7%	0.8%
% of FP17s Relating to Continuations	0	416	0.0%	1.1%	1.2%	1.2%
% of Patients satisfied with the dentistry they have received	0	0	N/A	92.4%	93.1%	92.8%
% of Patients satisfied with the time they had to wait for an appointment	0	0	N/A	89.1%	88.8%	88.7%

* This is based on patients treated on this contract for their most recent course of treatment. Figures in italics indicate the base number of FP17s or Patient Questionnaire responses are less than 100. N/A is shown where the base number of responses is less than 10 during the period. % is calculated as Quantity/Base number*100

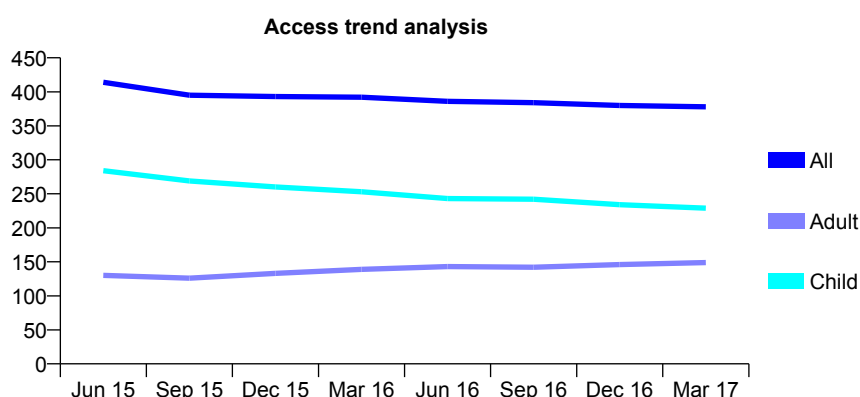
Q68 - Vital Signs At a Glance Contract Report for 817376/0001 - Year end March 2017

Name or company name	MR JP HYDER
Contract type name	GDS Contract
Purpose of contract	General
Contract start date	01/04/2006
Contract end date	

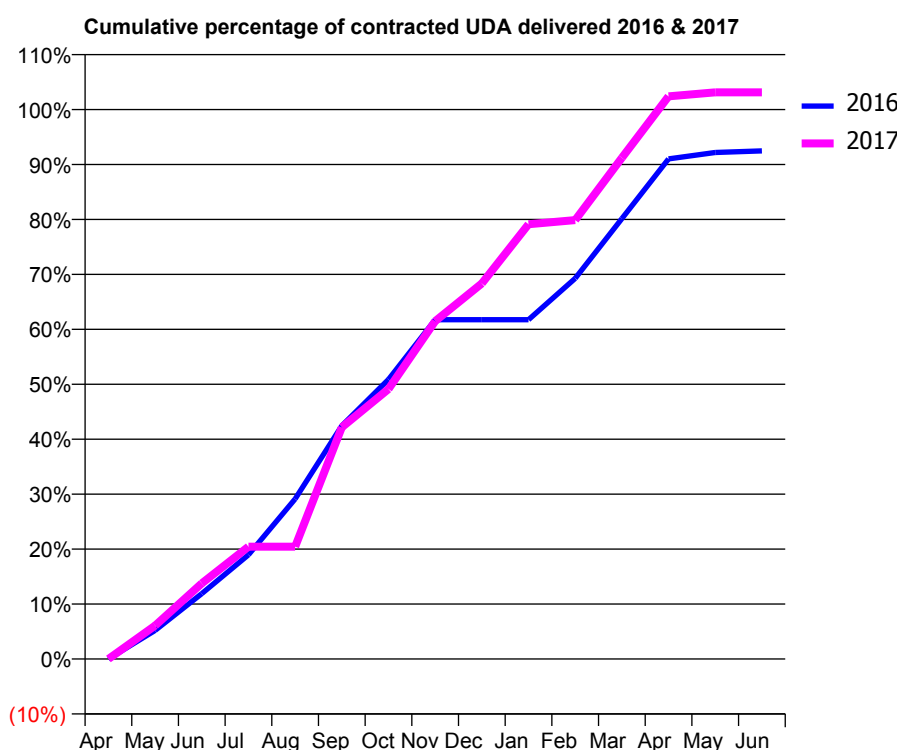
16/17 Contracted general activity (UDA)	690
Carry forward general activity (UDA)	0
16/17 Contracted orthodontic activity (UOA)	0
Carry forward orthodontic activity (UOA)	0
Baseline contract value	£16,538.57

ACCESS*

Patients seen in 24 months	Total	Change since previous quarter
Quarter ending March 2016	392	
Quarter ending June 2016	386	↓
Quarter ending September 2016	384	→
Quarter ending December 2016	380	↓
Quarter ending March 2017	378	→
Variance since March 2016	(3.6%)	↓



ACTIVITY



Adjusted Scheduled Activity (UDA)		
Month	2016	2017
April	0	0
May	36	42
June	82	95
July	131	141
August	201	141
September	293	291
October	351	339
November	426	424
December	426	472
January	426	546
February	478	551
March	553	629
April	628	707
May	636	712
June	638	712

QUALITY

	Quantity	Base Number	Contract	AT	Region	England
% of FP17s for the same patient ID Re-attending within 3 months - Children	18	384	4.7%	9.8%	11.9%	12.3%
% of FP17s for the same patient ID Re-attending within 3 months - Adults	26	165	15.8%	15.9%	16.6%	16.7%
% of FP17s for the same patient ID Re-attending between 3 & 9 months - Children	246	384	64.1%	59.0%	60.2%	57.6%
% of FP17s for the same patient ID Re-attending between 3 & 9 months - Adults	96	165	58.2%	50.5%	51.5%	50.1%
% of FP17s for Band 1 Urgent Courses	4	556	0.7%	9.5%	9.5%	9.1%
% of FP17s Relating to Free Repair or Replacements	0	556	0.0%	0.6%	0.7%	0.8%
% of FP17s Relating to Continuations	0	556	0.0%	1.1%	1.2%	1.2%
% of Patients satisfied with the dentistry they have received	0	0	N/A	92.4%	93.1%	92.8%
% of Patients satisfied with the time they had to wait for an appointment	0	0	N/A	89.1%	88.8%	88.7%

* This is based on patients treated on this contract for their most recent course of treatment. Figures in italics indicate the base number of FP17s or Patient Questionnaire responses are less than 100. N/A is shown where the base number of responses is less than 10 during the period. % is calculated as Quantity/Base number*100

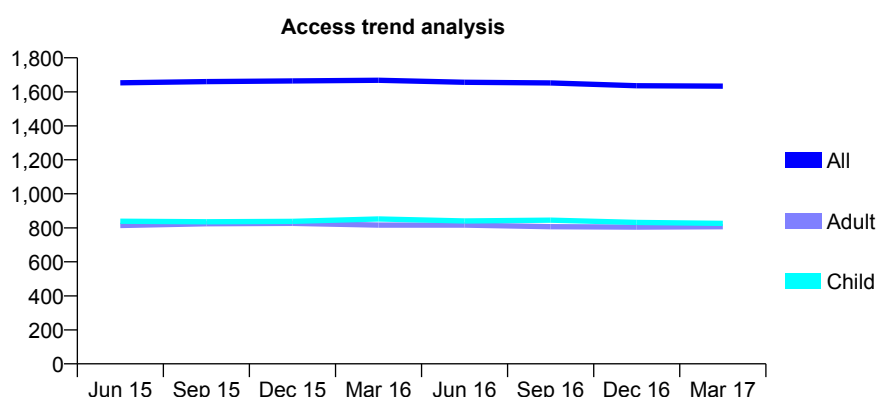
Q68 - Vital Signs At a Glance Contract Report for 817546/0001 - Year end March 2017

Name or company name	MR JS SANDHU
Contract type name	GDS Contract
Purpose of contract	General
Contract start date	01/04/2006
Contract end date	

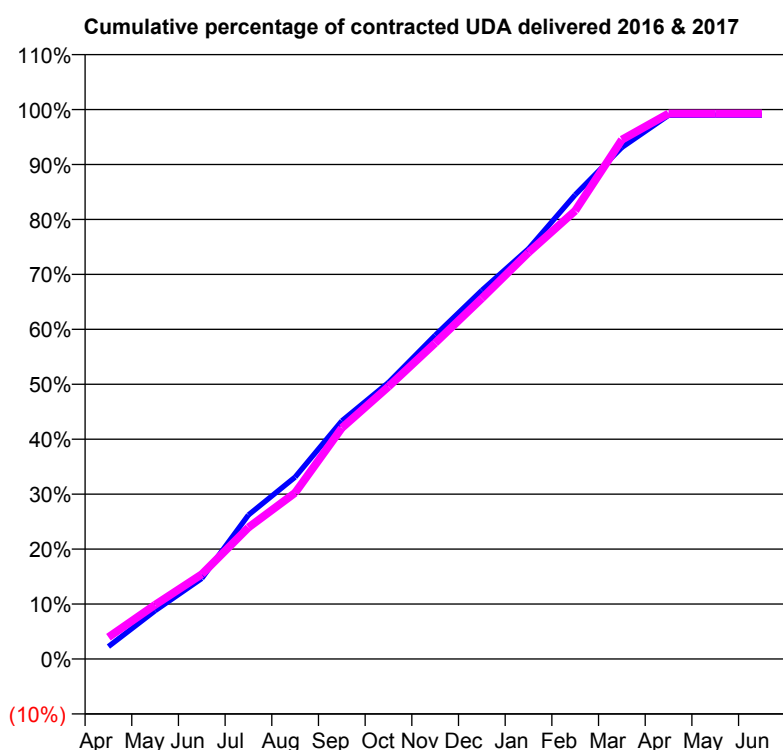
16/17 Contracted general activity (UDA)	4,750
Carry forward general activity (UDA)	48
16/17 Contracted orthodontic activity (UOA)	0
Carry forward orthodontic activity (UOA)	0
Baseline contract value	£118,792.58

ACCESS*

Patients seen in 24 months	Total	Change since previous quarter
Quarter ending March 2016	1,668	
Quarter ending June 2016	1,656	→
Quarter ending September 2016	1,652	→
Quarter ending December 2016	1,636	→
Quarter ending March 2017	1,633	→
Variance since March 2016	(2.1%)	↓



ACTIVITY



Adjusted Scheduled Activity (UDA)		
Month	2016	2017
April	107	188
May	418	468
June	696	733
July	1,246	1,137
August	1,573	1,436
September	2,058	1,997
October	2,390	2,354
November	2,798	2,731
December	3,186	3,117
January	3,546	3,514
February	4,013	3,875
March	4,422	4,489
April	4,700	4,716
May	4,702	4,716
June	4,702	4,716

QUALITY

	Quantity	Base Number	Contract	AT	Region	England
% of FP17s for the same patient ID Re-attending within 3 months - Children	128	1,516	8.4%	9.8%	11.9%	12.3%
% of FP17s for the same patient ID Re-attending within 3 months - Adults	132	1,195	11.0%	15.9%	16.6%	16.7%
% of FP17s for the same patient ID Re-attending between 3 & 9 months - Children	1,087	1,516	71.7%	59.0%	60.2%	57.6%
% of FP17s for the same patient ID Re-attending between 3 & 9 months - Adults	832	1,195	69.6%	50.5%	51.5%	50.1%
% of FP17s for Band 1 Urgent Courses	68	2,673	2.5%	9.5%	9.5%	9.1%
% of FP17s Relating to Free Repair or Replacements	17	2,673	0.6%	0.6%	0.7%	0.8%
% of FP17s Relating to Continuations	1	2,673	0.0%	1.1%	1.2%	1.2%
% of Patients satisfied with the dentistry they have received	4	4	N/A	92.4%	93.1%	92.8%
% of Patients satisfied with the time they had to wait for an appointment	2	4	N/A	89.1%	88.8%	88.7%

* This is based on patients treated on this contract for their most recent course of treatment. Figures in italics indicate the base number of FP17s or Patient Questionnaire responses are less than 100. N/A is shown where the base number of responses is less than 10 during the period. % is calculated as Quantity/Base number*100

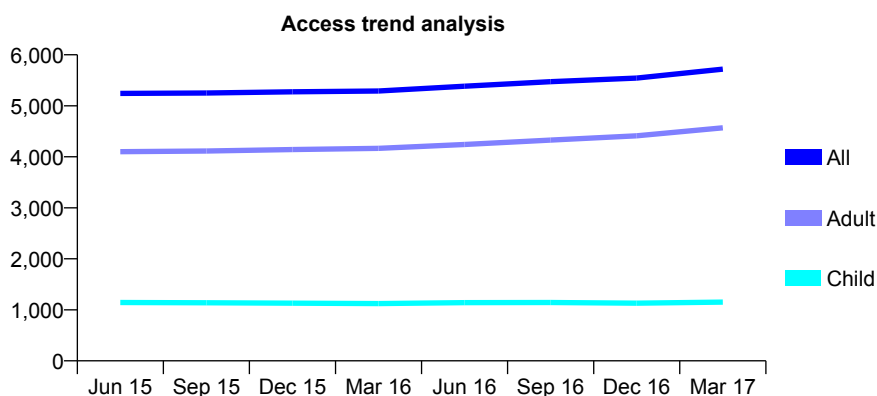
Q68 - Vital Signs At a Glance Contract Report for 817783/0001 - Year end March 2017

Name or company name	Mr J Dhaliwal
Contract type name	GDS Contract
Purpose of contract	General
Contract start date	01/04/2006
Contract end date	

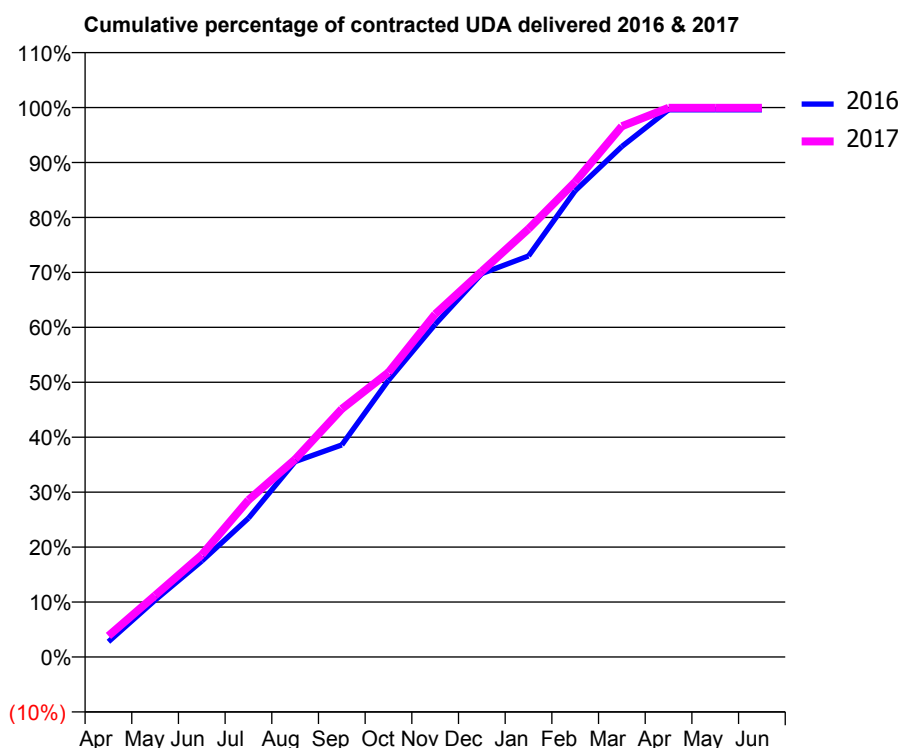
16/17 Contracted general activity (UDA)	19,470
Carry forward general activity (UDA)	84
16/17 Contracted orthodontic activity (UOA)	0
Carry forward orthodontic activity (UOA)	0
Baseline contract value	£572,505.73

ACCESS*

Patients seen in 24 months	Total	Change since previous quarter
Quarter ending March 2016	5,290	
Quarter ending June 2016	5,385	→
Quarter ending September 2016	5,474	→
Quarter ending December 2016	5,543	→
Quarter ending March 2017	5,720	↑
Variance since March 2016	8.1%	↑



ACTIVITY



Adjusted Scheduled Activity (UDA)		
Month	2016	2017
April	539	750
May	2,017	2,179
June	3,399	3,623
July	4,919	5,562
August	6,923	7,005
September	7,515	8,790
October	9,808	10,084
November	11,784	12,148
December	13,588	13,667
January	14,210	15,168
February	16,522	16,835
March	18,091	18,806
April	19,389	19,457
May	19,386	19,459
June	19,386	19,461

QUALITY

	Quantity	Base Number	Contract	AT	Region	England
% of FP17s for the same patient ID Re-attending within 3 months - Children	122	2,057	5.9%	9.8%	11.9%	12.3%
% of FP17s for the same patient ID Re-attending within 3 months - Adults	1,293	8,099	16.0%	15.9%	16.6%	16.7%
% of FP17s for the same patient ID Re-attending between 3 & 9 months - Children	1,460	2,057	71.0%	59.0%	60.2%	57.6%
% of FP17s for the same patient ID Re-attending between 3 & 9 months - Adults	5,379	8,099	66.4%	50.5%	51.5%	50.1%
% of FP17s for Band 1 Urgent Courses	775	9,908	7.8%	9.5%	9.5%	9.1%
% of FP17s Relating to Free Repair or Replacements	65	9,908	0.7%	0.6%	0.7%	0.8%
% of FP17s Relating to Continuations	32	9,908	0.3%	1.1%	1.2%	1.2%
% of Patients satisfied with the dentistry they have received	11	11	100.0%	92.4%	93.1%	92.8%
% of Patients satisfied with the time they had to wait for an appointment	11	11	100.0%	89.1%	88.8%	88.7%

* This is based on patients treated on this contract for their most recent course of treatment. Figures in italics indicate the base number of FP17s or Patient Questionnaire responses are less than 100. N/A is shown where the base number of responses is less than 10 during the period. % is calculated as Quantity/Base number*100

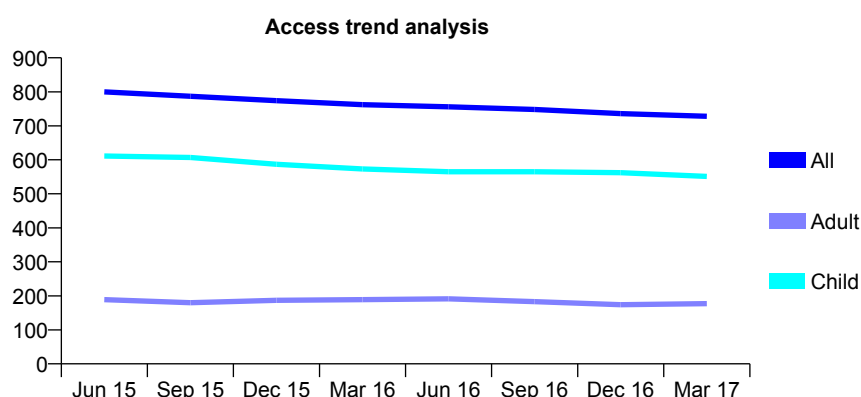
Q68 - Vital Signs At a Glance Contract Report for 817910/0001 - Year end March 2017

Name or company name	MR GD LOADER
Contract type name	GDS Contract
Purpose of contract	General
Contract start date	01/04/2006
Contract end date	

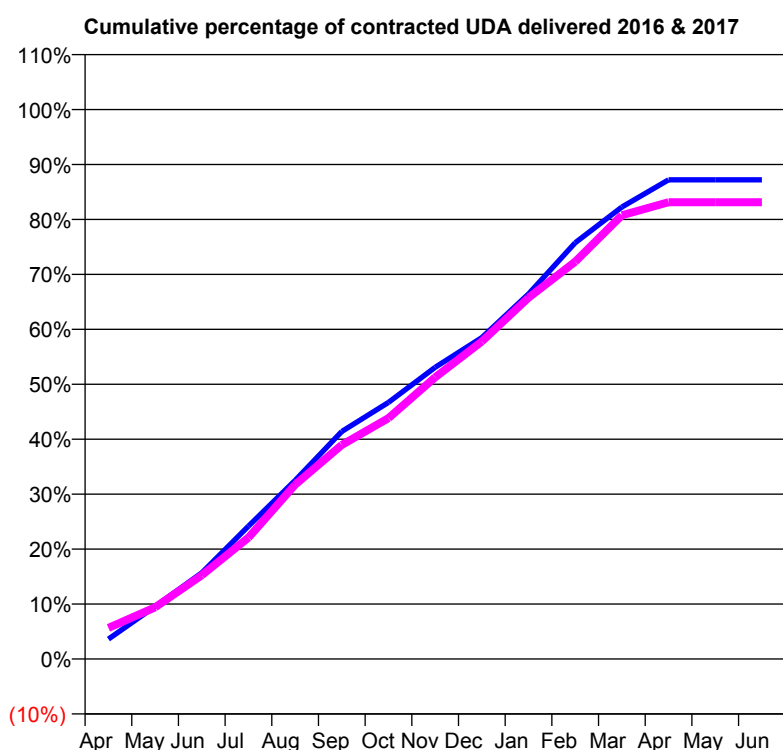
16/17 Contracted general activity (UDA)	1,520
Carry forward general activity (UDA)	0
16/17 Contracted orthodontic activity (UOA)	0
Carry forward orthodontic activity (UOA)	0
Baseline contract value	£35,016.37

ACCESS*

Patients seen in 24 months	Total	Change since previous quarter
Quarter ending March 2016	762	
Quarter ending June 2016	756	→
Quarter ending September 2016	748	↓
Quarter ending December 2016	736	↓
Quarter ending March 2017	728	↓
Variance since March 2016	(4.5%)	↓



ACTIVITY



Adjusted Scheduled Activity (UDA)		
Month	2016	2017
April	55	86
May	145	143
June	238	232
July	367	336
August	494	482
September	630	592
October	710	666
November	807	779
December	889	879
January	1,010	1,000
February	1,151	1,099
March	1,250	1,227
April	1,325	1,264
May	1,325	1,264
June	1,325	1,264

QUALITY

	Quantity	Base Number	Contract	AT	Region	England
% of FP17s for the same patient ID Re-attending within 3 months - Children	59	932	6.3%	9.8%	11.9%	12.3%
% of FP17s for the same patient ID Re-attending within 3 months - Adults	1	140	0.7%	15.9%	16.6%	16.7%
% of FP17s for the same patient ID Re-attending between 3 & 9 months - Children	612	932	65.7%	59.0%	60.2%	57.6%
% of FP17s for the same patient ID Re-attending between 3 & 9 months - Adults	81	140	57.9%	50.5%	51.5%	50.1%
% of FP17s for Band 1 Urgent Courses	13	1,050	1.2%	9.5%	9.5%	9.1%
% of FP17s Relating to Free Repair or Replacements	0	1,050	0.0%	0.6%	0.7%	0.8%
% of FP17s Relating to Continuations	9	1,050	0.9%	1.1%	1.2%	1.2%
% of Patients satisfied with the dentistry they have received	0	0	N/A	92.4%	93.1%	92.8%
% of Patients satisfied with the time they had to wait for an appointment	0	0	N/A	89.1%	88.8%	88.7%

* This is based on patients treated on this contract for their most recent course of treatment. Figures in italics indicate the base number of FP17s or Patient Questionnaire responses are less than 100. N/A is shown where the base number of responses is less than 10 during the period. % is calculated as Quantity/Base number*100

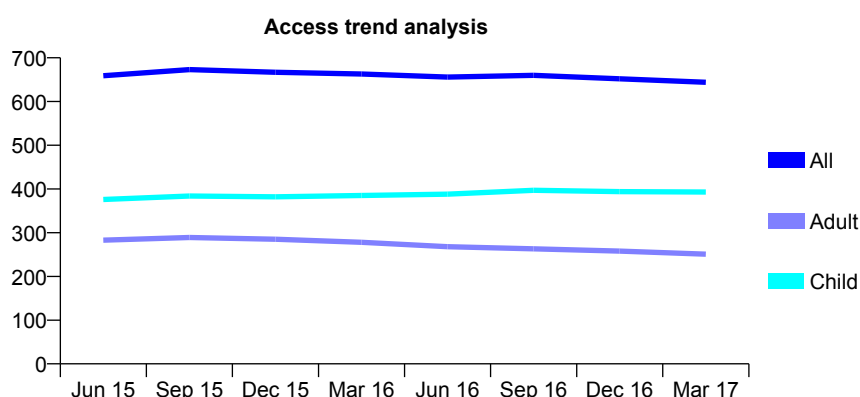
Q68 - Vital Signs At a Glance Contract Report for 819158/0001 - Year end March 2017

Name or company name	MRS NJ GRAINGE
Contract type name	GDS Contract
Purpose of contract	General
Contract start date	01/04/2006
Contract end date	

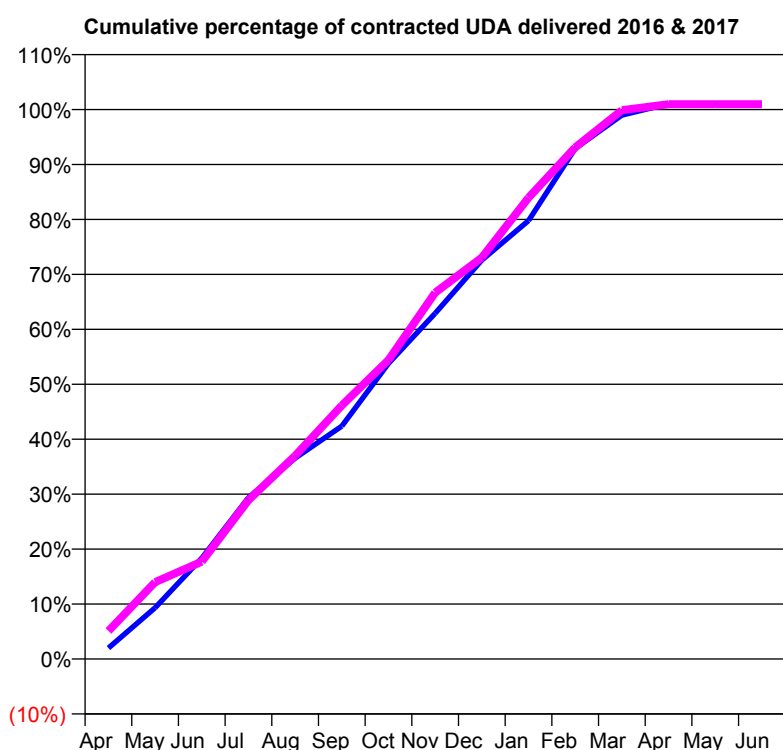
16/17 Contracted general activity (UDA)	1,450
Carry forward general activity (UDA)	-15
16/17 Contracted orthodontic activity (UOA)	0
Carry forward orthodontic activity (UOA)	0
Baseline contract value	£29,949.31

ACCESS*

Patients seen in 24 months	Total	Change since previous quarter
Quarter ending March 2016	663	
Quarter ending June 2016	656	↓
Quarter ending September 2016	660	→
Quarter ending December 2016	652	↓
Quarter ending March 2017	644	↓
Variance since March 2016	(2.9%)	↓



ACTIVITY



Adjusted Scheduled Activity (UDA)		
Month	2016	2017
April	29	74
May	135	203
June	266	257
July	426	419
August	530	537
September	615	669
October	780	789
November	912	967
December	1,053	1,059
January	1,157	1,217
February	1,347	1,350
March	1,435	1,448
April	1,465	1,464
May	1,465	1,464
June	1,465	1,464

QUALITY

	Quantity	Base Number	Contract	AT	Region	England
% of FP17s for the same patient ID Re-attending within 3 months - Children	19	637	3.0%	9.8%	11.9%	12.3%
% of FP17s for the same patient ID Re-attending within 3 months - Adults	35	304	11.5%	15.9%	16.6%	16.7%
% of FP17s for the same patient ID Re-attending between 3 & 9 months - Children	439	637	68.9%	59.0%	60.2%	57.6%
% of FP17s for the same patient ID Re-attending between 3 & 9 months - Adults	176	304	57.9%	50.5%	51.5%	50.1%
% of FP17s for Band 1 Urgent Courses	15	933	1.6%	9.5%	9.5%	9.1%
% of FP17s Relating to Free Repair or Replacements	0	933	0.0%	0.6%	0.7%	0.8%
% of FP17s Relating to Continuations	3	933	0.3%	1.1%	1.2%	1.2%
% of Patients satisfied with the dentistry they have received	1	1	N/A	92.4%	93.1%	92.8%
% of Patients satisfied with the time they had to wait for an appointment	1	1	N/A	89.1%	88.8%	88.7%

* This is based on patients treated on this contract for their most recent course of treatment. Figures in italics indicate the base number of FP17s or Patient Questionnaire responses are less than 100. N/A is shown where the base number of responses is less than 10 during the period. % is calculated as Quantity/Base number*100

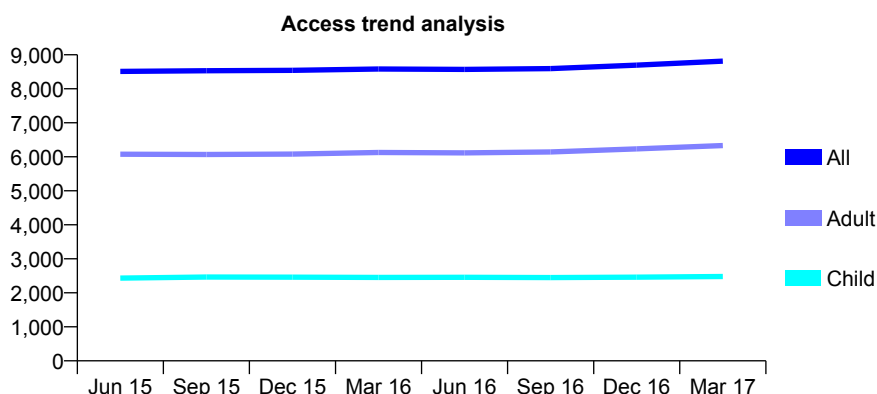
Q68 - Vital Signs At a Glance Contract Report for 819492/0001 - Year end March 2017

Name or company name	MISS KT TANNA
Contract type name	GDS Contract
Purpose of contract	General
Contract start date	01/04/2006
Contract end date	

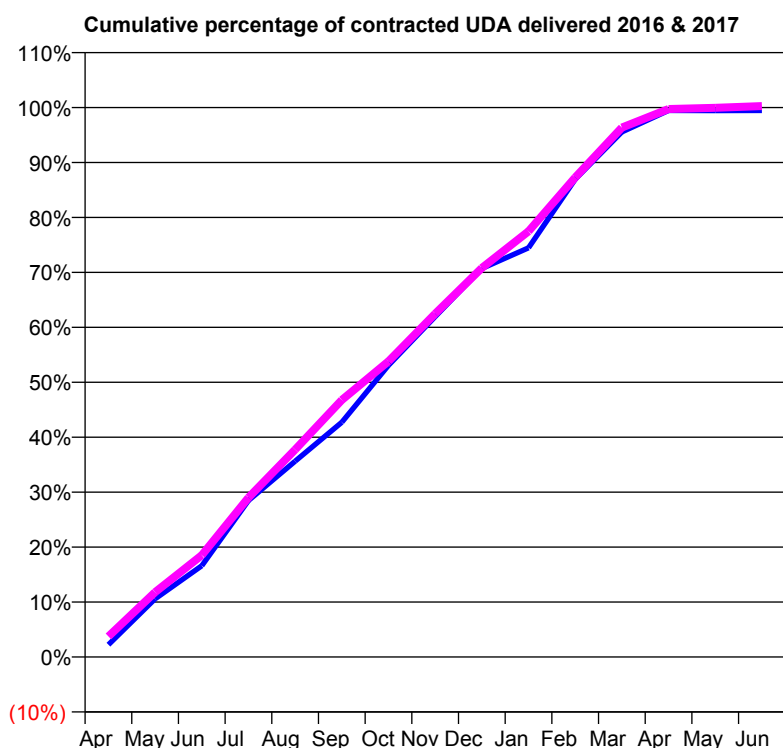
16/17 Contracted general activity (UDA)	20,150
Carry forward general activity (UDA)	108
16/17 Contracted orthodontic activity (UOA)	0
Carry forward orthodontic activity (UOA)	0
Baseline contract value	£580,318.14

ACCESS*

Patients seen in 24 months	Total	Change since previous quarter
Quarter ending March 2016	8,583	
Quarter ending June 2016	8,572	→
Quarter ending September 2016	8,593	→
Quarter ending December 2016	8,695	→
Quarter ending March 2017	8,815	→
Variance since March 2016	2.7%	↑



ACTIVITY



Adjusted Scheduled Activity (UDA)		
Month	2016	2017
April	453	754
May	2,133	2,379
June	3,345	3,734
July	5,738	5,847
August	7,182	7,606
September	8,610	9,425
October	10,697	10,843
November	12,483	12,588
December	14,248	14,265
January	15,003	15,610
February	17,519	17,586
March	19,252	19,414
April	20,040	20,095
May	20,038	20,138
June	20,042	20,202

QUALITY

	Quantity	Base Number	Contract	AT	Region	England
% of FP17s for the same patient ID Re-attending within 3 months - Children	228	3,836	5.9%	9.8%	11.9%	12.3%
% of FP17s for the same patient ID Re-attending within 3 months - Adults	1,084	8,480	12.8%	15.9%	16.6%	16.7%
% of FP17s for the same patient ID Re-attending between 3 & 9 months - Children	2,568	3,836	66.9%	59.0%	60.2%	57.6%
% of FP17s for the same patient ID Re-attending between 3 & 9 months - Adults	4,587	8,480	54.1%	50.5%	51.5%	50.1%
% of FP17s for Band 1 Urgent Courses	1,292	12,395	10.4%	9.5%	9.5%	9.1%
% of FP17s Relating to Free Repair or Replacements	57	12,395	0.5%	0.6%	0.7%	0.8%
% of FP17s Relating to Continuations	11	12,395	0.1%	1.1%	1.2%	1.2%
% of Patients satisfied with the dentistry they have received	9	9	N/A	92.4%	93.1%	92.8%
% of Patients satisfied with the time they had to wait for an appointment	9	9	N/A	89.1%	88.8%	88.7%

* This is based on patients treated on this contract for their most recent course of treatment. Figures in italics indicate the base number of FP17s or Patient Questionnaire responses are less than 100. N/A is shown where the base number of responses is less than 10 during the period. % is calculated as Quantity/Base number*100

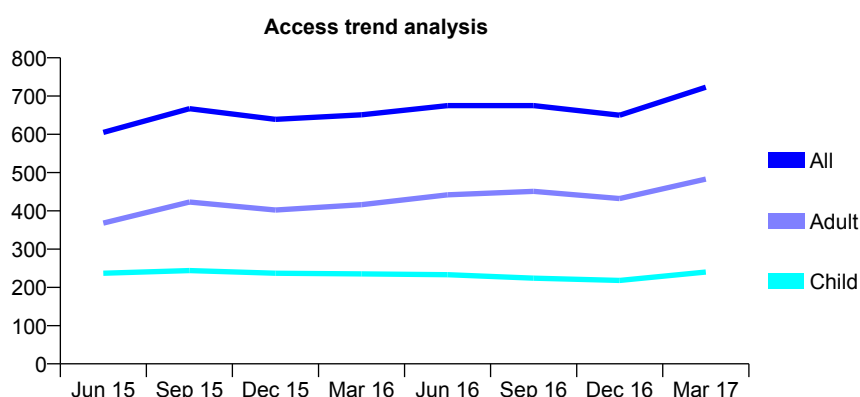
Q68 - Vital Signs At a Glance Contract Report for 819921/0001 - Year end March 2017

Name or company name	Priors Croft Partnership
Contract type name	GDS Contract
Purpose of contract	General
Contract start date	01/04/2006
Contract end date	

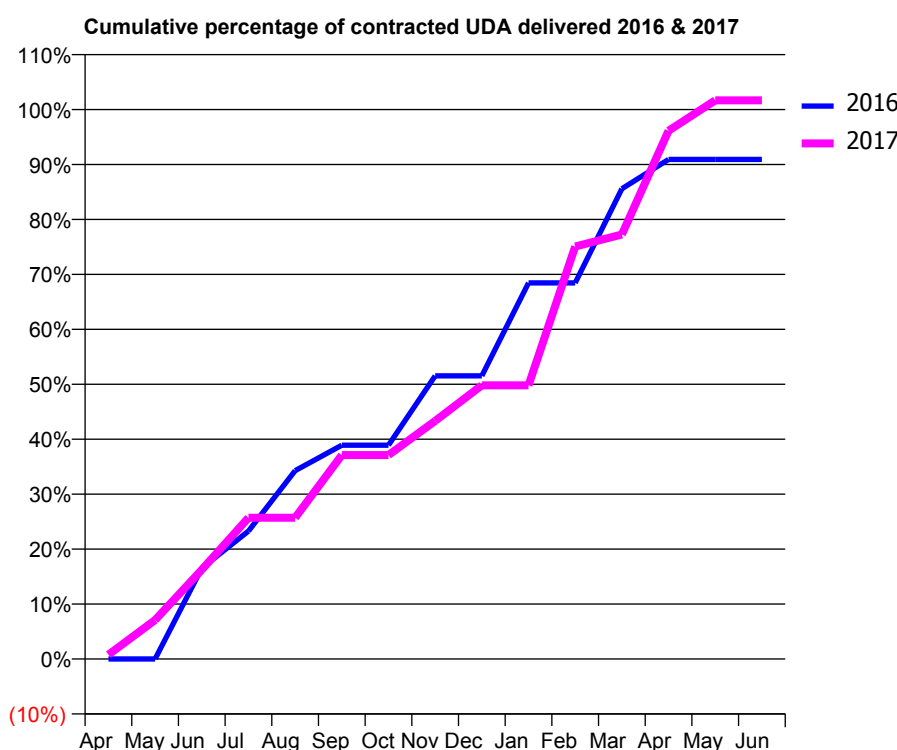
16/17 Contracted general activity (UDA)	1,000
Carry forward general activity (UDA)	0
16/17 Contracted orthodontic activity (UOA)	0
Carry forward orthodontic activity (UOA)	0
Baseline contract value	£23,216.23

ACCESS*

Patients seen in 24 months	Total	Change since previous quarter
Quarter ending March 2016	651	
Quarter ending June 2016	675	↑
Quarter ending September 2016	675	→
Quarter ending December 2016	650	↓
Quarter ending March 2017	723	↑
Variance since March 2016	11.1%	↑



ACTIVITY



Month	Adjusted Scheduled Activity (UDA)	
	2016	2017
April	0	8
May	0	71
June	165	162
July	233	257
August	343	257
September	389	371
October	389	371
November	515	433
December	515	498
January	684	498
February	684	751
March	856	773
April	909	961
May	909	1,017
June	909	1,017

QUALITY

	Quantity	Base Number	Contract	AT	Region	England
% of FP17s for the same patient ID Re-attending within 3 months - Children	14	317	4.4%	9.8%	11.9%	12.3%
% of FP17s for the same patient ID Re-attending within 3 months - Adults	49	454	10.8%	15.9%	16.6%	16.7%
% of FP17s for the same patient ID Re-attending between 3 & 9 months - Children	212	317	66.9%	59.0%	60.2%	57.6%
% of FP17s for the same patient ID Re-attending between 3 & 9 months - Adults	205	454	45.2%	50.5%	51.5%	50.1%
% of FP17s for Band 1 Urgent Courses	48	645	7.4%	9.5%	9.5%	9.1%
% of FP17s Relating to Free Repair or Replacements	0	645	0.0%	0.6%	0.7%	0.8%
% of FP17s Relating to Continuations	1	645	0.2%	1.1%	1.2%	1.2%
% of Patients satisfied with the dentistry they have received	0	0	N/A	92.4%	93.1%	92.8%
% of Patients satisfied with the time they had to wait for an appointment	0	0	N/A	89.1%	88.8%	88.7%

* This is based on patients treated on this contract for their most recent course of treatment. Figures in italics indicate the base number of FP17s or Patient Questionnaire responses are less than 100. N/A is shown where the base number of responses is less than 10 during the period. % is calculated as Quantity/Base number*100

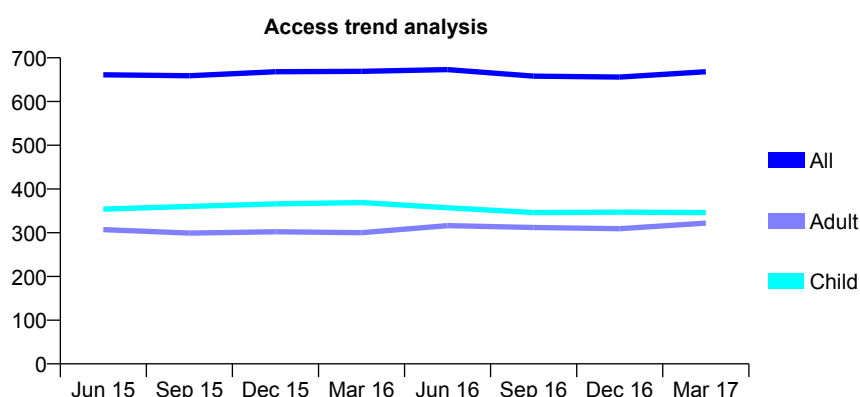
Q68 - Vital Signs At a Glance Contract Report for 820938/0001 - Year end March 2017

Name or company name	MISS VJ MOON
Contract type name	GDS Contract
Purpose of contract	General
Contract start date	01/04/2006
Contract end date	

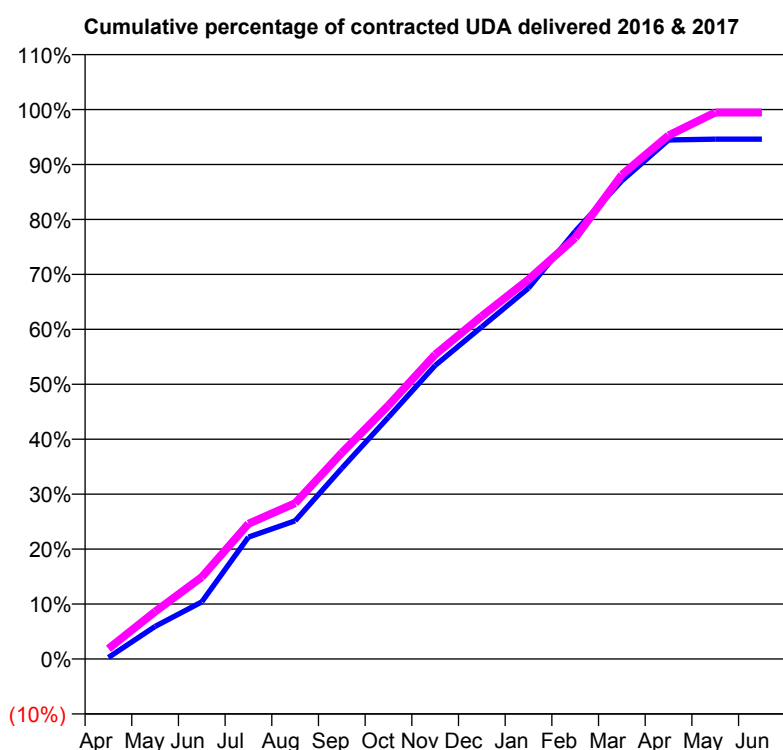
16/17 Contracted general activity (UDA)	2,040
Carry forward general activity (UDA)	0
16/17 Contracted orthodontic activity (UOA)	0
Carry forward orthodontic activity (UOA)	0
Baseline contract value	£50,273.45

ACCESS*

Patients seen in 24 months	Total	Change since previous quarter
Quarter ending March 2016	669	
Quarter ending June 2016	673	→
Quarter ending September 2016	658	↓
Quarter ending December 2016	656	→
Quarter ending March 2017	668	→
Variance since March 2016	(0.1%)	→



ACTIVITY



Adjusted Scheduled Activity (UDA)		
Month	2016	2017
April	6	38
May	130	176
June	229	304
July	488	502
August	554	578
September	764	766
October	968	942
November	1,175	1,131
December	1,330	1,273
January	1,485	1,409
February	1,712	1,563
March	1,915	1,798
April	2,078	1,944
May	2,081	2,029
June	2,081	2,029

QUALITY

	Quantity	Base Number	Contract	AT	Region	England
% of FP17s for the same patient ID Re-attending within 3 months - Children	44	627	7.0%	9.8%	11.9%	12.3%
% of FP17s for the same patient ID Re-attending within 3 months - Adults	55	461	11.9%	15.9%	16.6%	16.7%
% of FP17s for the same patient ID Re-attending between 3 & 9 months - Children	456	627	72.7%	59.0%	60.2%	57.6%
% of FP17s for the same patient ID Re-attending between 3 & 9 months - Adults	307	461	66.6%	50.5%	51.5%	50.1%
% of FP17s for Band 1 Urgent Courses	54	1,089	5.0%	9.5%	9.5%	9.1%
% of FP17s Relating to Free Repair or Replacements	1	1,089	0.1%	0.6%	0.7%	0.8%
% of FP17s Relating to Continuations	0	1,089	0.0%	1.1%	1.2%	1.2%
% of Patients satisfied with the dentistry they have received	0	0	N/A	92.4%	93.1%	92.8%
% of Patients satisfied with the time they had to wait for an appointment	0	0	N/A	89.1%	88.8%	88.7%

* This is based on patients treated on this contract for their most recent course of treatment. Figures in italics indicate the base number of FP17s or Patient Questionnaire responses are less than 100. N/A is shown where the base number of responses is less than 10 during the period. % is calculated as Quantity/Base number*100

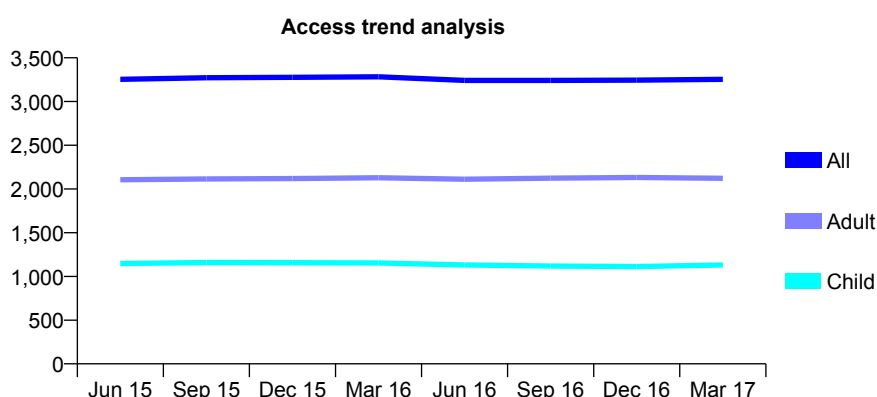
Q68 - Vital Signs At a Glance Contract Report for 822221/0001 - Year end March 2017

Name or company name	MRS NE VADASZ
Contract type name	GDS Contract
Purpose of contract	General
Contract start date	01/04/2006
Contract end date	

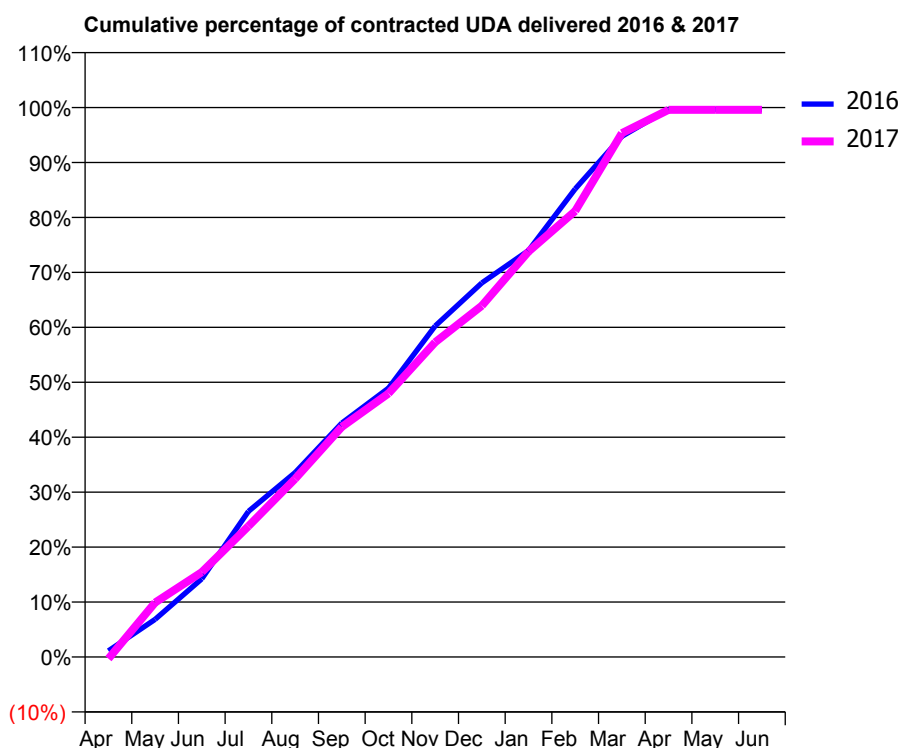
16/17 Contracted general activity (UDA)	9,130
Carry forward general activity (UDA)	31
16/17 Contracted orthodontic activity (UOA)	0
Carry forward orthodontic activity (UOA)	0
Baseline contract value	£237,656.92

ACCESS*

Patients seen in 24 months	Total	Change since previous quarter
Quarter ending March 2016	3,282	
Quarter ending June 2016	3,242	↓
Quarter ending September 2016	3,241	→
Quarter ending December 2016	3,245	→
Quarter ending March 2017	3,253	→
Variance since March 2016	(0.9%)	→



ACTIVITY



Adjusted Scheduled Activity (UDA)		
Month	2016	2017
April	103	-31
May	627	905
June	1,300	1,411
July	2,420	2,175
August	3,065	2,961
September	3,888	3,824
October	4,467	4,380
November	5,501	5,229
December	6,215	5,836
January	6,755	6,736
February	7,778	7,411
March	8,651	8,705
April	9,103	9,091
May	9,099	9,093
June	9,099	9,093

QUALITY

	Quantity	Base Number	Contract	AT	Region	England
% of FP17s for the same patient ID Re-attending within 3 months - Children	128	1,921	6.7%	9.8%	11.9%	12.3%
% of FP17s for the same patient ID Re-attending within 3 months - Adults	401	2,909	13.8%	15.9%	16.6%	16.7%
% of FP17s for the same patient ID Re-attending between 3 & 9 months - Children	1,335	1,921	69.5%	59.0%	60.2%	57.6%
% of FP17s for the same patient ID Re-attending between 3 & 9 months - Adults	1,330	2,909	45.7%	50.5%	51.5%	50.1%
% of FP17s for Band 1 Urgent Courses	433	4,825	9.0%	9.5%	9.5%	9.1%
% of FP17s Relating to Free Repair or Replacements	21	4,825	0.4%	0.6%	0.7%	0.8%
% of FP17s Relating to Continuations	26	4,825	0.5%	1.1%	1.2%	1.2%
% of Patients satisfied with the dentistry they have received	5	6	N/A	92.4%	93.1%	92.8%
% of Patients satisfied with the time they had to wait for an appointment	6	6	N/A	89.1%	88.8%	88.7%

* This is based on patients treated on this contract for their most recent course of treatment. Figures in italics indicate the base number of FP17s or Patient Questionnaire responses are less than 100. N/A is shown where the base number of responses is less than 10 during the period. % is calculated as Quantity/Base number*100

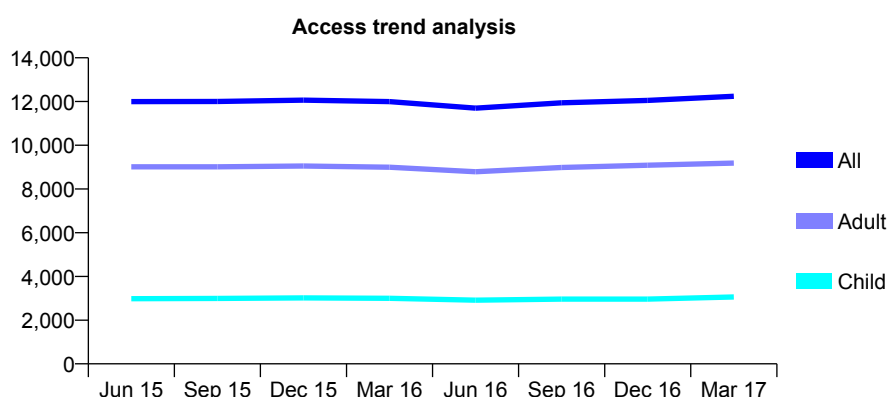
Q68 - Vital Signs At a Glance Contract Report for 825107/0003 - Year end March 2017

Name or company name	MR S OBERAI
Contract type name	GDS Contract
Purpose of contract	General
Contract start date	01/04/2006
Contract end date	

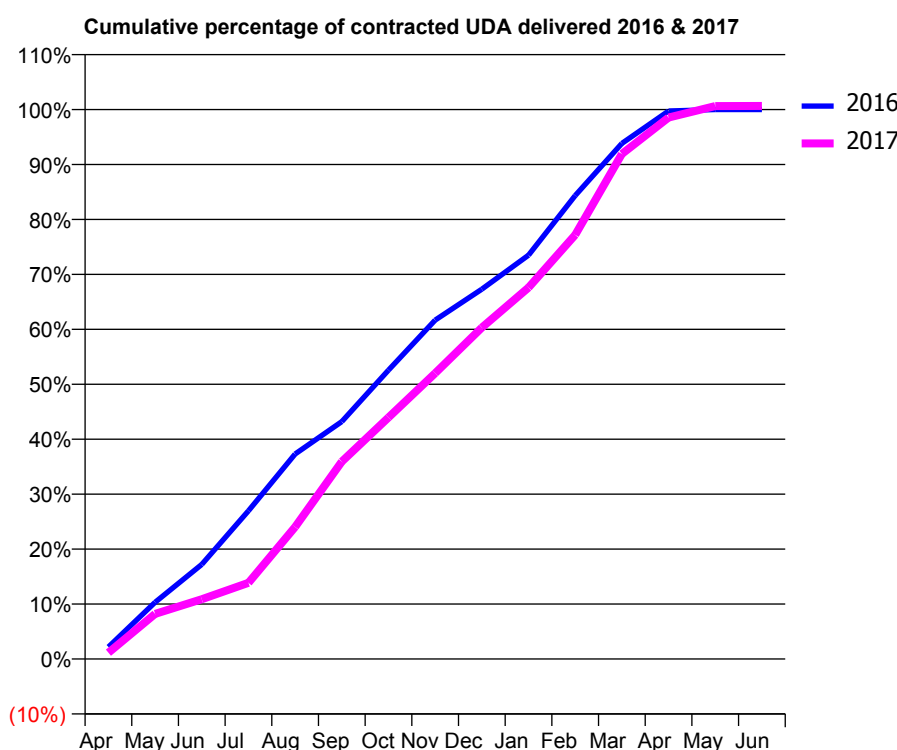
16/17 Contracted general activity (UDA)	33,874
Carry forward general activity (UDA)	0
16/17 Contracted orthodontic activity (UOA)	0
Carry forward orthodontic activity (UOA)	0
Baseline contract value	£878,641.65

ACCESS*

Patients seen in 24 months	Total	Change since previous quarter
Quarter ending March 2016	11,994	
Quarter ending June 2016	11,699	↓
Quarter ending September 2016	11,944	↑
Quarter ending December 2016	12,050	→
Quarter ending March 2017	12,243	→
Variance since March 2016	2.1%	↑



ACTIVITY



Adjusted Scheduled Activity (UDA)		
Month	2016	2017
April	740	387
May	3,497	2,784
June	5,830	3,688
July	9,139	4,699
August	12,640	8,144
September	14,637	12,170
October	17,809	14,893
November	20,895	17,619
December	22,799	20,429
January	24,894	22,897
February	28,568	26,146
March	31,784	31,132
April	33,782	33,382
May	33,868	34,088
June	33,874	34,093

QUALITY

	Quantity	Base Number	Contract	AT	Region	England
% of FP17s for the same patient ID Re-attending within 3 months - Children	215	3,521	6.1%	9.8%	11.9%	12.3%
% of FP17s for the same patient ID Re-attending within 3 months - Adults	940	8,723	10.8%	15.9%	16.6%	16.7%
% of FP17s for the same patient ID Re-attending between 3 & 9 months - Children	1,413	3,521	40.1%	59.0%	60.2%	57.6%
% of FP17s for the same patient ID Re-attending between 3 & 9 months - Adults	2,703	8,723	31.0%	50.5%	51.5%	50.1%
% of FP17s for Band 1 Urgent Courses	1,101	12,278	9.0%	9.5%	9.5%	9.1%
% of FP17s Relating to Free Repair or Replacements	14	12,278	0.1%	0.6%	0.7%	0.8%
% of FP17s Relating to Continuations	23	12,278	0.2%	1.1%	1.2%	1.2%
% of Patients satisfied with the dentistry they have received	8	9	N/A	92.4%	93.1%	92.8%
% of Patients satisfied with the time they had to wait for an appointment	8	9	N/A	89.1%	88.8%	88.7%

* This is based on patients treated on this contract for their most recent course of treatment. Figures in italics indicate the base number of FP17s or Patient Questionnaire responses are less than 100. N/A is shown where the base number of responses is less than 10 during the period. % is calculated as Quantity/Base number*100

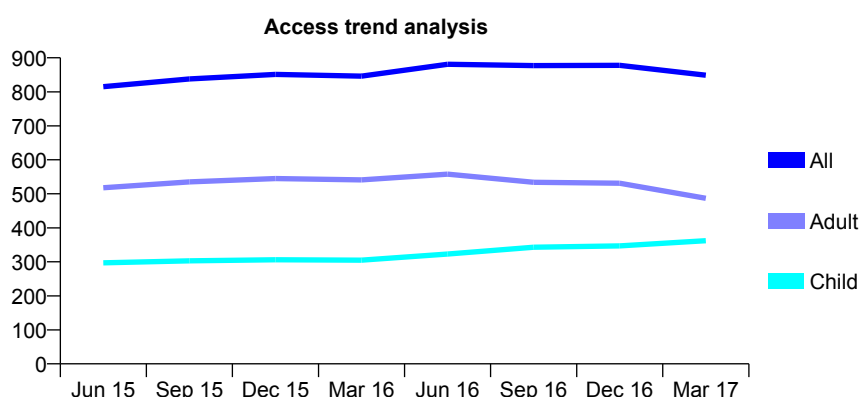
Q68 - Vital Signs At a Glance Contract Report for 825107/0011 - Year end March 2017

Name or company name	Dr M Al-Zibari trading as West Horsley Den
Contract type name	GDS Contract
Purpose of contract	General
Contract start date	01/05/2012
Contract end date	

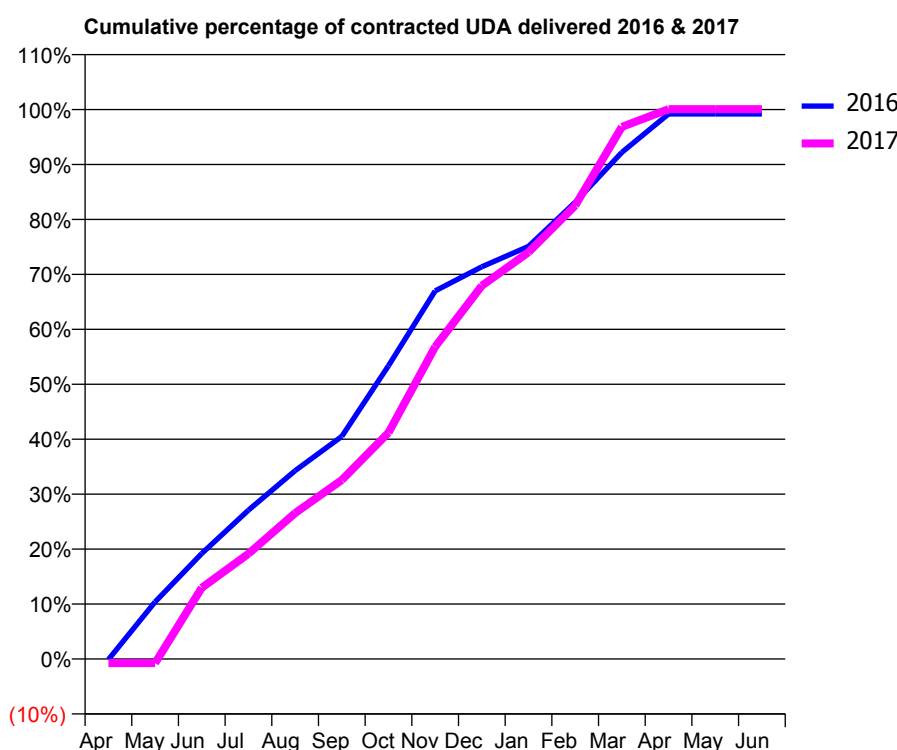
16/17 Contracted general activity (UDA)	1,676
Carry forward general activity (UDA)	13
16/17 Contracted orthodontic activity (UOA)	0
Carry forward orthodontic activity (UOA)	0
Baseline contract value	£39,470.55

ACCESS*

Patients seen in 24 months	Total	Change since previous quarter
Quarter ending March 2016	846	
Quarter ending June 2016	881	↑
Quarter ending September 2016	877	→
Quarter ending December 2016	878	→
Quarter ending March 2017	849	↓
Variance since March 2016	0.4%	→



ACTIVITY



Adjusted Scheduled Activity (UDA)		
Month	2016	2017
April	-2	-13
May	174	-13
June	322	217
July	454	321
August	574	445
September	679	546
October	894	690
November	1,123	952
December	1,196	1,139
January	1,258	1,241
February	1,393	1,383
March	1,545	1,623
April	1,663	1,677
May	1,663	1,677
June	1,663	1,677

QUALITY

	Quantity	Base Number	Contract	AT	Region	England
% of FP17s for the same patient ID Re-attending within 3 months - Children	21	430	4.9%	9.8%	11.9%	12.3%
% of FP17s for the same patient ID Re-attending within 3 months - Adults	29	321	9.0%	15.9%	16.6%	16.7%
% of FP17s for the same patient ID Re-attending between 3 & 9 months - Children	180	430	41.9%	59.0%	60.2%	57.6%
% of FP17s for the same patient ID Re-attending between 3 & 9 months - Adults	88	321	27.4%	50.5%	51.5%	50.1%
% of FP17s for Band 1 Urgent Courses	10	708	1.4%	9.5%	9.5%	9.1%
% of FP17s Relating to Free Repair or Replacements	0	708	0.0%	0.6%	0.7%	0.8%
% of FP17s Relating to Continuations	1	708	0.1%	1.1%	1.2%	1.2%
% of Patients satisfied with the dentistry they have received	0	0	N/A	92.4%	93.1%	92.8%
% of Patients satisfied with the time they had to wait for an appointment	0	0	N/A	89.1%	88.8%	88.7%

* This is based on patients treated on this contract for their most recent course of treatment. Figures in italics indicate the base number of FP17s or Patient Questionnaire responses are less than 100. N/A is shown where the base number of responses is less than 10 during the period. % is calculated as Quantity/Base number*100

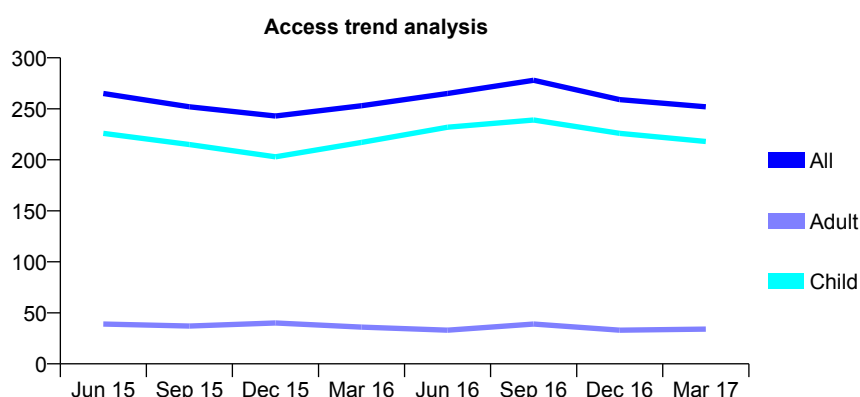
Q68 - Vital Signs At a Glance Contract Report for 829196/0001 - Year end March 2017

Name or company name	DR JA JULLIEN
Contract type name	GDS Contract
Purpose of contract	General
Contract start date	01/04/2006
Contract end date	

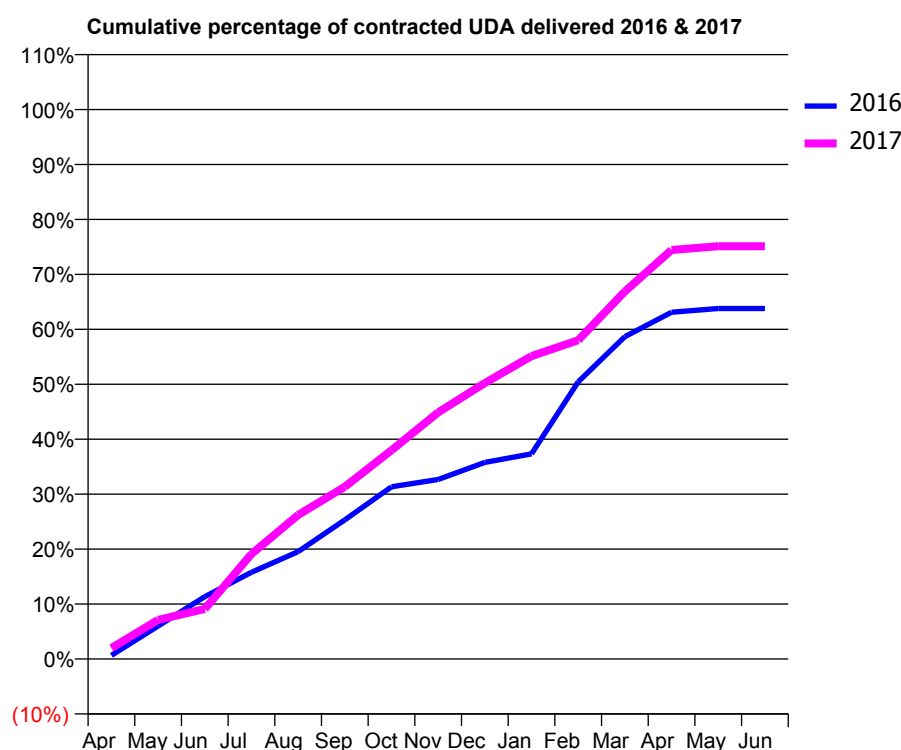
16/17 Contracted general activity (UDA)	450
Carry forward general activity (UDA)	0
16/17 Contracted orthodontic activity (UOA)	0
Carry forward orthodontic activity (UOA)	0
Baseline contract value	£10,001.55

ACCESS*

Patients seen in 24 months	Total	Change since previous quarter
Quarter ending March 2016	253	
Quarter ending June 2016	265	↑
Quarter ending September 2016	278	↑
Quarter ending December 2016	259	↓
Quarter ending March 2017	252	↓
Variance since March 2016	(0.4%)	→



ACTIVITY



Adjusted Scheduled Activity (UDA)		
Month	2016	2017
April	3	9
May	27	32
June	51	41
July	71	86
August	88	118
September	114	141
October	141	171
November	147	202
December	161	226
January	168	248
February	227	261
March	264	301
April	284	335
May	287	338
June	287	338

QUALITY

	Quantity	Base Number	Contract	AT	Region	England
% of FP17s for the same patient ID Re-attending within 3 months - Children	3	259	1.2%	9.8%	11.9%	12.3%
% of FP17s for the same patient ID Re-attending within 3 months - Adults	0	6	0.0%	15.9%	16.6%	16.7%
% of FP17s for the same patient ID Re-attending between 3 & 9 months - Children	91	259	35.1%	59.0%	60.2%	57.6%
% of FP17s for the same patient ID Re-attending between 3 & 9 months - Adults	3	6	50.0%	50.5%	51.5%	50.1%
% of FP17s for Band 1 Urgent Courses	0	272	0.0%	9.5%	9.5%	9.1%
% of FP17s Relating to Free Repair or Replacements	0	272	0.0%	0.6%	0.7%	0.8%
% of FP17s Relating to Continuations	0	272	0.0%	1.1%	1.2%	1.2%
% of Patients satisfied with the dentistry they have received	0	0	N/A	92.4%	93.1%	92.8%
% of Patients satisfied with the time they had to wait for an appointment	0	0	N/A	89.1%	88.8%	88.7%

* This is based on patients treated on this contract for their most recent course of treatment. Figures in italics indicate the base number of FP17s or Patient Questionnaire responses are less than 100. N/A is shown where the base number of responses is less than 10 during the period. % is calculated as Quantity/Base number*100

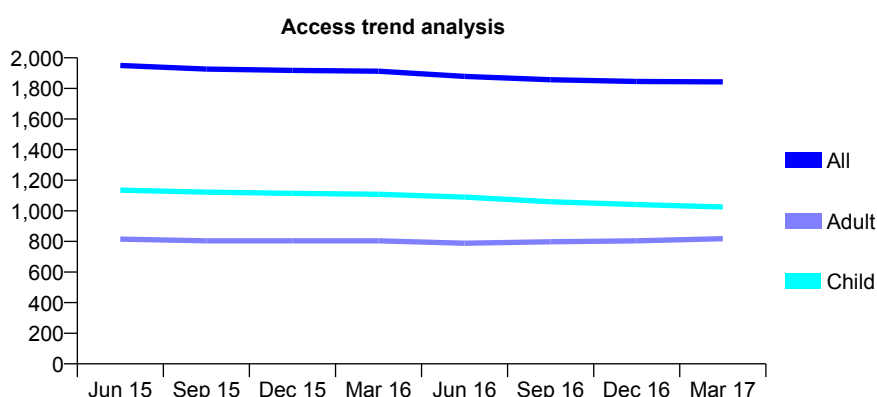
Q68 - Vital Signs At a Glance Contract Report for 831514/0002 - Year end March 2017

Name or company name	MR NC GREEN
Contract type name	GDS Contract
Purpose of contract	General
Contract start date	01/04/2006
Contract end date	

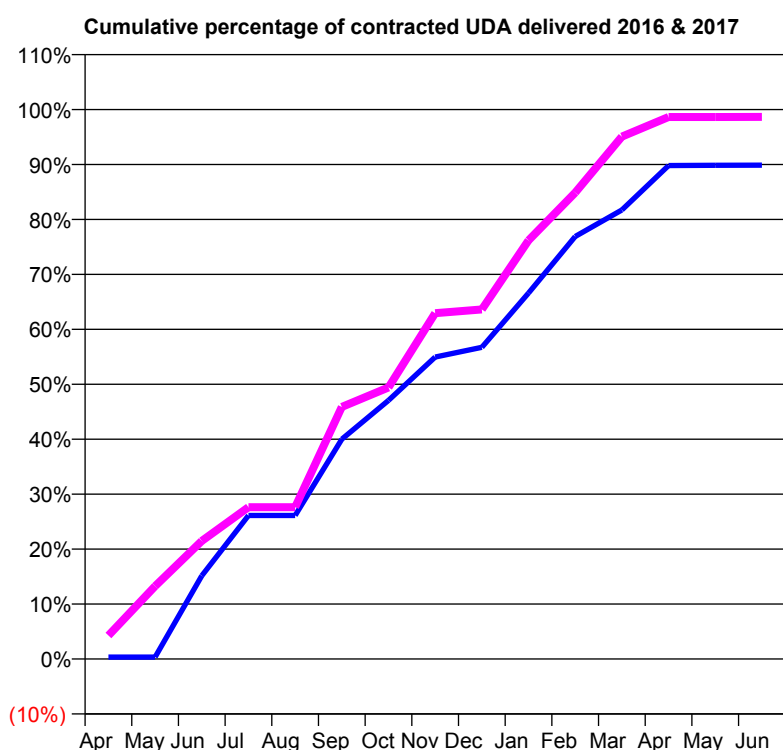
16/17 Contracted general activity (UDA)	4,500
Carry forward general activity (UDA)	0
16/17 Contracted orthodontic activity (UOA)	0
Carry forward orthodontic activity (UOA)	0
Baseline contract value	£106,173.44

ACCESS*

Patients seen in 24 months	Total	Change since previous quarter
Quarter ending March 2016	1,912	
Quarter ending June 2016	1,878	↓
Quarter ending September 2016	1,857	↓
Quarter ending December 2016	1,845	→
Quarter ending March 2017	1,843	→
Variance since March 2016	(3.6%)	↓



ACTIVITY



Adjusted Scheduled Activity (UDA)		
Month	2016	2017
April	18	192
May	18	597
June	758	967
July	1,306	1,243
August	1,306	1,243
September	2,000	2,064
October	2,354	2,224
November	2,748	2,832
December	2,836	2,862
January	3,330	3,429
February	3,845	3,820
March	4,086	4,278
April	4,490	4,439
May	4,493	4,439
June	4,494	4,440

QUALITY

	Quantity	Base Number	Contract	AT	Region	England
% of FP17s for the same patient ID Re-attending within 3 months - Children	72	1,759	4.1%	9.8%	11.9%	12.3%
% of FP17s for the same patient ID Re-attending within 3 months - Adults	165	1,210	13.6%	15.9%	16.6%	16.7%
% of FP17s for the same patient ID Re-attending between 3 & 9 months - Children	1,219	1,759	69.3%	59.0%	60.2%	57.6%
% of FP17s for the same patient ID Re-attending between 3 & 9 months - Adults	778	1,210	64.3%	50.5%	51.5%	50.1%
% of FP17s for Band 1 Urgent Courses	34	2,799	1.2%	9.5%	9.5%	9.1%
% of FP17s Relating to Free Repair or Replacements	4	2,799	0.1%	0.6%	0.7%	0.8%
% of FP17s Relating to Continuations	8	2,799	0.3%	1.1%	1.2%	1.2%
% of Patients satisfied with the dentistry they have received	1	1	N/A	92.4%	93.1%	92.8%
% of Patients satisfied with the time they had to wait for an appointment	1	1	N/A	89.1%	88.8%	88.7%

* This is based on patients treated on this contract for their most recent course of treatment. Figures in italics indicate the base number of FP17s or Patient Questionnaire responses are less than 100. N/A is shown where the base number of responses is less than 10 during the period. % is calculated as Quantity/Base number*100

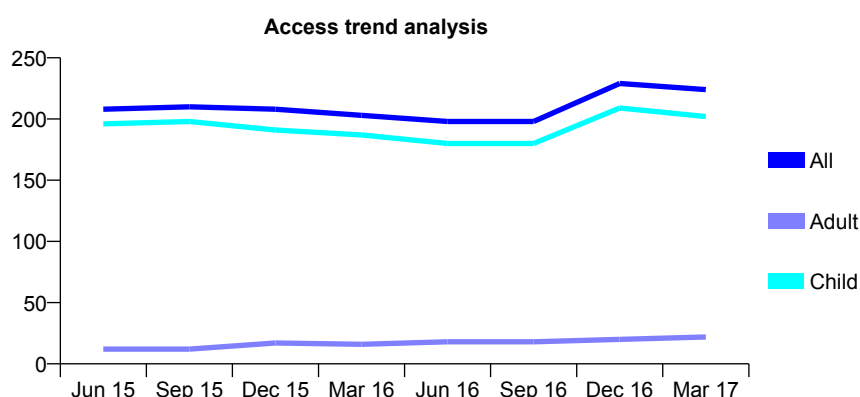
Q68 - Vital Signs At a Glance Contract Report for 833215/0001 - Year end March 2017

Name or company name	MRS A SIMPKINS
Contract type name	GDS Contract
Purpose of contract	General
Contract start date	01/04/2006
Contract end date	

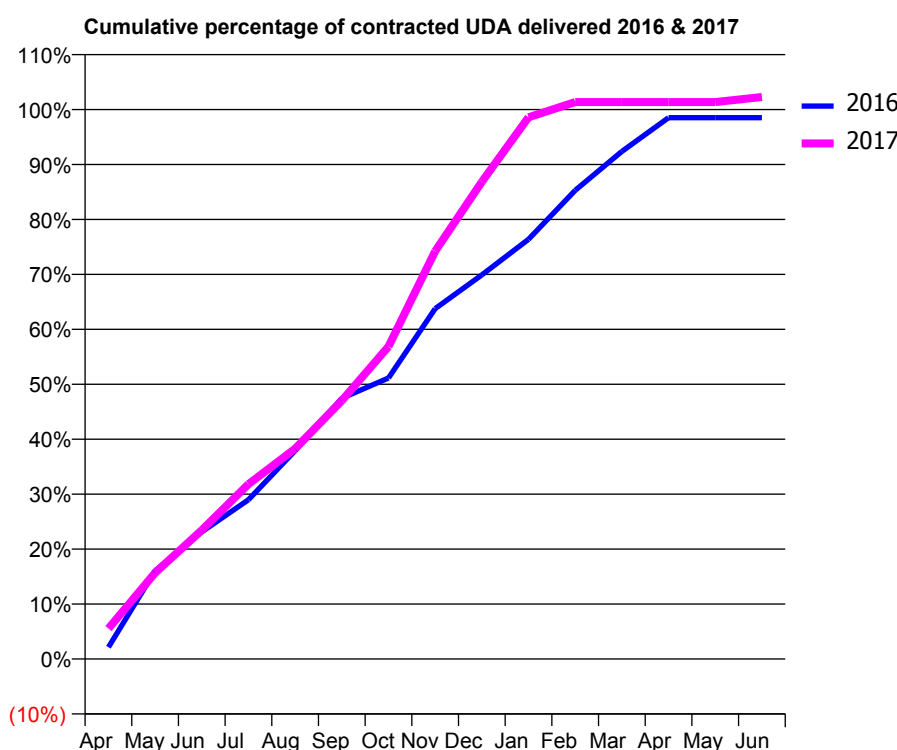
16/17 Contracted general activity (UDA)	325
Carry forward general activity (UDA)	5
16/17 Contracted orthodontic activity (UOA)	0
Carry forward orthodontic activity (UOA)	0
Baseline contract value	£9,251.34

ACCESS*

Patients seen in 24 months	Total	Change since previous quarter
Quarter ending March 2016	203	
Quarter ending June 2016	198	↓
Quarter ending September 2016	198	→
Quarter ending December 2016	229	↑
Quarter ending March 2017	224	↓
Variance since March 2016	10.3%	↑



ACTIVITY



Adjusted Scheduled Activity (UDA)		
Month	2016	2017
April	7	18
May	52	51
June	75	76
July	94	103
August	123	124
September	154	153
October	166	185
November	207	241
December	227	282
January	248	320
February	277	329
March	300	329
April	320	329
May	320	329
June	320	332

QUALITY

	Quantity	Base Number	Contract	AT	Region	England
% of FP17s for the same patient ID Re-attending within 3 months - Children	6	242	2.5%	9.8%	11.9%	12.3%
% of FP17s for the same patient ID Re-attending within 3 months - Adults	0	12	0.0%	15.9%	16.6%	16.7%
% of FP17s for the same patient ID Re-attending between 3 & 9 months - Children	106	242	43.8%	59.0%	60.2%	57.6%
% of FP17s for the same patient ID Re-attending between 3 & 9 months - Adults	4	12	33.3%	50.5%	51.5%	50.1%
% of FP17s for Band 1 Urgent Courses	7	241	2.9%	9.5%	9.5%	9.1%
% of FP17s Relating to Free Repair or Replacements	0	241	0.0%	0.6%	0.7%	0.8%
% of FP17s Relating to Continuations	0	241	0.0%	1.1%	1.2%	1.2%
% of Patients satisfied with the dentistry they have received	1	1	N/A	92.4%	93.1%	92.8%
% of Patients satisfied with the time they had to wait for an appointment	1	1	N/A	89.1%	88.8%	88.7%

* This is based on patients treated on this contract for their most recent course of treatment. Figures in italics indicate the base number of FP17s or Patient Questionnaire responses are less than 100. N/A is shown where the base number of responses is less than 10 during the period. % is calculated as Quantity/Base number*100

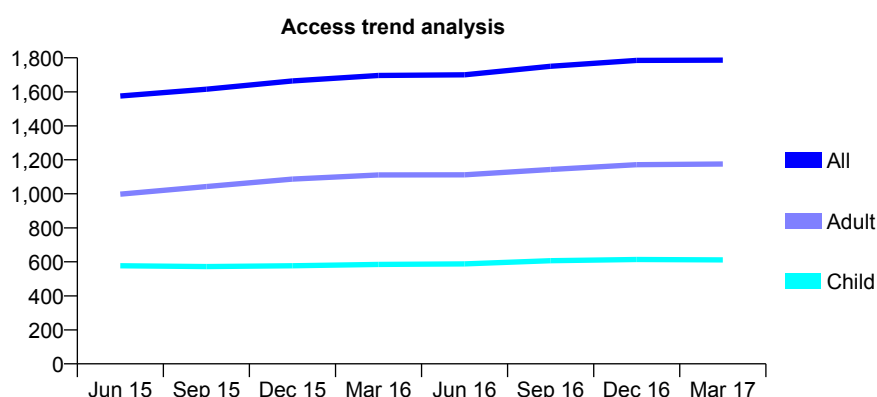
Q68 - Vital Signs At a Glance Contract Report for 833576/0001 - Year end March 2017

Name or company name	MR CS HOUSTON
Contract type name	GDS Contract
Purpose of contract	General
Contract start date	01/04/2006
Contract end date	

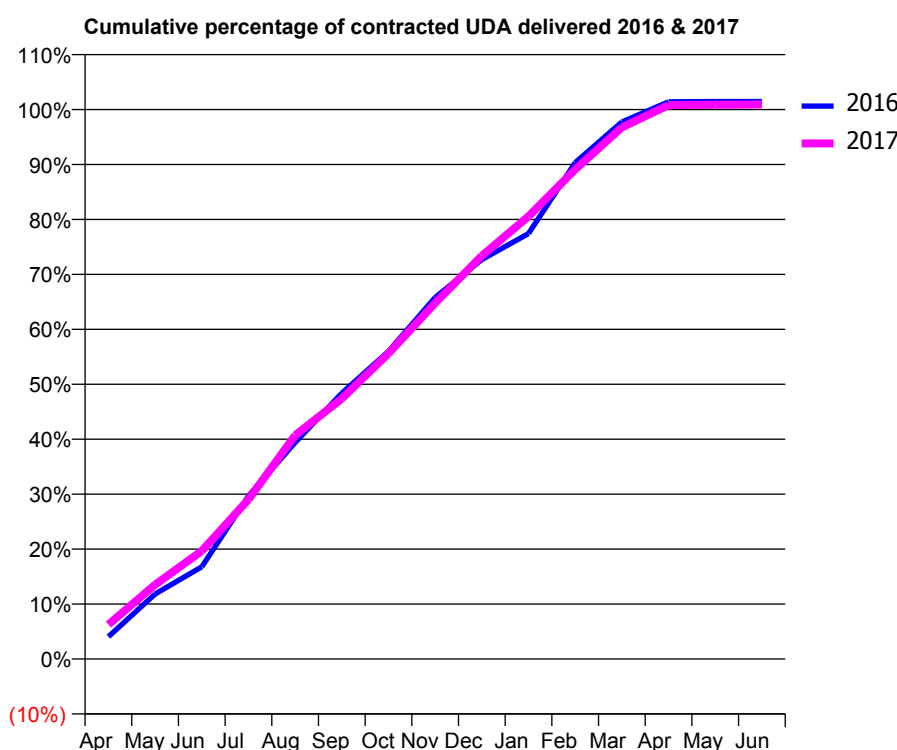
16/17 Contracted general activity (UDA)	5,304
Carry forward general activity (UDA)	-77
16/17 Contracted orthodontic activity (UOA)	0
Carry forward orthodontic activity (UOA)	0
Baseline contract value	£164,856.62

ACCESS*

Patients seen in 24 months	Total	Change since previous quarter
Quarter ending March 2016	1,696	
Quarter ending June 2016	1,700	→
Quarter ending September 2016	1,750	↑
Quarter ending December 2016	1,785	↑
Quarter ending March 2017	1,786	→
Variance since March 2016	5.3%	↑



ACTIVITY



Adjusted Scheduled Activity (UDA)		
Month	2016	2017
April	215	333
May	628	718
June	890	1,043
July	1,574	1,539
August	2,090	2,159
September	2,566	2,513
October	2,970	2,949
November	3,489	3,436
December	3,856	3,892
January	4,107	4,273
February	4,792	4,726
March	5,184	5,131
April	5,378	5,346
May	5,381	5,350
June	5,381	5,353

QUALITY

	Quantity	Base Number	Contract	AT	Region	England
% of FP17s for the same patient ID Re-attending within 3 months - Children	96	1,100	8.7%	9.8%	11.9%	12.3%
% of FP17s for the same patient ID Re-attending within 3 months - Adults	224	1,697	13.2%	15.9%	16.6%	16.7%
% of FP17s for the same patient ID Re-attending between 3 & 9 months - Children	753	1,100	68.5%	59.0%	60.2%	57.6%
% of FP17s for the same patient ID Re-attending between 3 & 9 months - Adults	1,051	1,697	61.9%	50.5%	51.5%	50.1%
% of FP17s for Band 1 Urgent Courses	289	2,787	10.4%	9.5%	9.5%	9.1%
% of FP17s Relating to Free Repair or Replacements	0	2,787	0.0%	0.6%	0.7%	0.8%
% of FP17s Relating to Continuations	9	2,787	0.3%	1.1%	1.2%	1.2%
% of Patients satisfied with the dentistry they have received	3	3	N/A	92.4%	93.1%	92.8%
% of Patients satisfied with the time they had to wait for an appointment	3	3	N/A	89.1%	88.8%	88.7%

* This is based on patients treated on this contract for their most recent course of treatment. Figures in italics indicate the base number of FP17s or Patient Questionnaire responses are less than 100. N/A is shown where the base number of responses is less than 10 during the period. % is calculated as Quantity/Base number*100

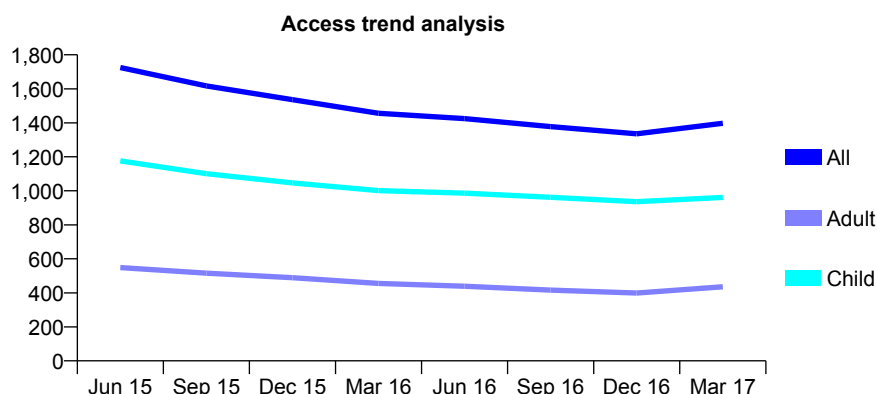
Q68 - Vital Signs At a Glance Contract Report for 834777/0001 - Year end March 2017

Name or company name	MR C WOOD
Contract type name	GDS Contract
Purpose of contract	General
Contract start date	01/04/2006
Contract end date	

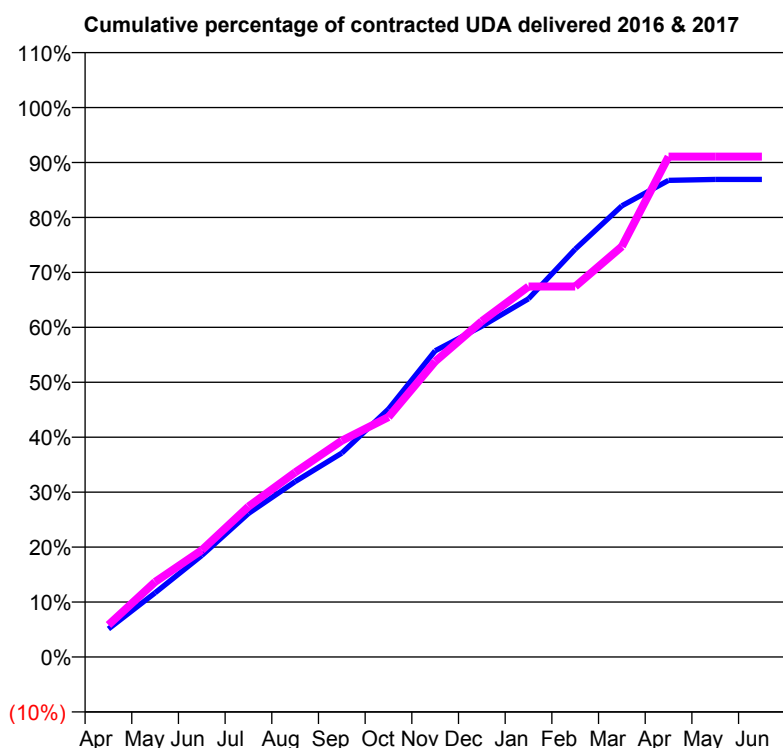
16/17 Contracted general activity (UDA)	3,000
Carry forward general activity (UDA)	0
16/17 Contracted orthodontic activity (UOA)	0
Carry forward orthodontic activity (UOA)	0
Baseline contract value	£70,569.14

ACCESS*

Patients seen in 24 months	Total	Change since previous quarter
Quarter ending March 2016	1,456	
Quarter ending June 2016	1,425	↓
Quarter ending September 2016	1,378	↓
Quarter ending December 2016	1,335	↓
Quarter ending March 2017	1,397	↑
Variance since March 2016	(4.1%)	↓



ACTIVITY



Adjusted Scheduled Activity (UDA)		
Month	2016	2017
April	153	175
May	351	410
June	554	584
July	783	822
August	958	1,008
September	1,113	1,181
October	1,354	1,310
November	1,672	1,613
December	1,806	1,834
January	1,956	2,023
February	2,227	2,023
March	2,463	2,241
April	2,602	2,732
May	2,607	2,732
June	2,607	2,732

QUALITY

	Quantity	Base Number	Contract	AT	Region	England
% of FP17s for the same patient ID Re-attending within 3 months - Children	67	1,284	5.2%	9.8%	11.9%	12.3%
% of FP17s for the same patient ID Re-attending within 3 months - Adults	38	324	11.7%	15.9%	16.6%	16.7%
% of FP17s for the same patient ID Re-attending between 3 & 9 months - Children	759	1,284	59.1%	59.0%	60.2%	57.6%
% of FP17s for the same patient ID Re-attending between 3 & 9 months - Adults	175	324	54.0%	50.5%	51.5%	50.1%
% of FP17s for Band 1 Urgent Courses	66	1,773	3.7%	9.5%	9.5%	9.1%
% of FP17s Relating to Free Repair or Replacements	0	1,773	0.0%	0.6%	0.7%	0.8%
% of FP17s Relating to Continuations	22	1,773	1.2%	1.1%	1.2%	1.2%
% of Patients satisfied with the dentistry they have received	0	0	N/A	92.4%	93.1%	92.8%
% of Patients satisfied with the time they had to wait for an appointment	0	0	N/A	89.1%	88.8%	88.7%

* This is based on patients treated on this contract for their most recent course of treatment. Figures in italics indicate the base number of FP17s or Patient Questionnaire responses are less than 100. N/A is shown where the base number of responses is less than 10 during the period. % is calculated as Quantity/Base number*100

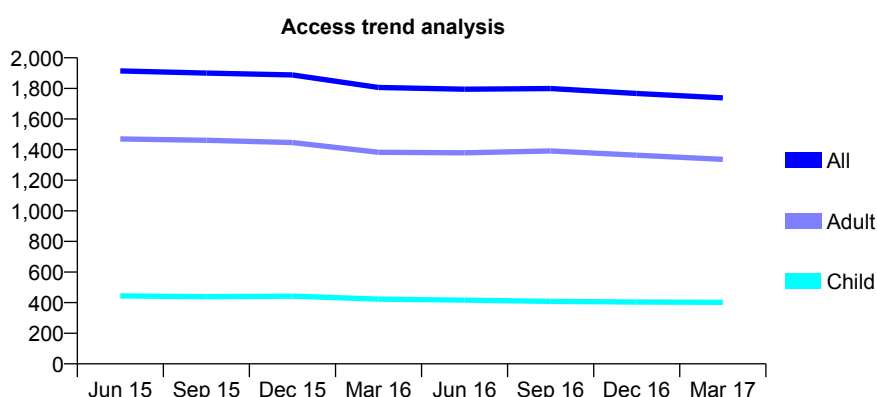
Q68 - Vital Signs At a Glance Contract Report for 835005/0001 - Year end March 2017

Name or company name	MR R FERNANDES
Contract type name	GDS Contract
Purpose of contract	General
Contract start date	01/04/2006
Contract end date	

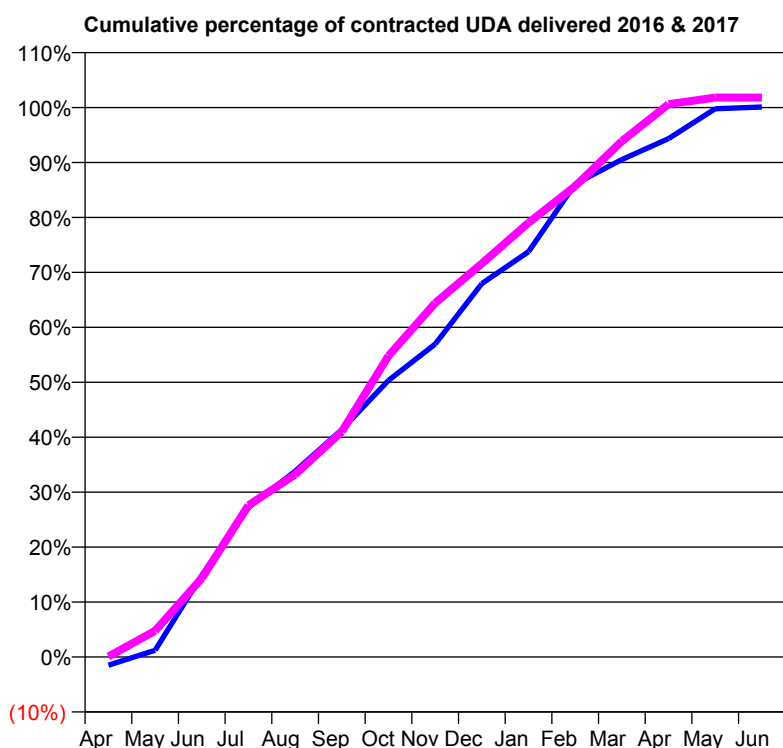
16/17 Contracted general activity (UDA)	7,748
Carry forward general activity (UDA)	-6
16/17 Contracted orthodontic activity (UOA)	0
Carry forward orthodontic activity (UOA)	0
Baseline contract value	£210,174.79

ACCESS*

Patients seen in 24 months	Total	Change since previous quarter
Quarter ending March 2016	1,806	
Quarter ending June 2016	1,795	→
Quarter ending September 2016	1,799	→
Quarter ending December 2016	1,767	↓
Quarter ending March 2017	1,738	↓
Variance since March 2016	(3.8%)	↓



ACTIVITY



Month	Adjusted Scheduled Activity (UDA)	
	2016	2017
April	-117	6
May	95	370
June	1,152	1,110
July	2,108	2,139
August	2,621	2,573
September	3,206	3,178
October	3,900	4,247
November	4,411	4,992
December	5,265	5,548
January	5,715	6,123
February	6,671	6,639
March	7,013	7,273
April	7,308	7,795
May	7,731	7,888
June	7,754	7,889

QUALITY

	Quantity	Base Number	Contract	AT	Region	England
% of FP17s for the same patient ID Re-attending within 3 months - Children	25	418	6.0%	9.8%	11.9%	12.3%
% of FP17s for the same patient ID Re-attending within 3 months - Adults	382	1,775	21.5%	15.9%	16.6%	16.7%
% of FP17s for the same patient ID Re-attending between 3 & 9 months - Children	139	418	33.3%	59.0%	60.2%	57.6%
% of FP17s for the same patient ID Re-attending between 3 & 9 months - Adults	750	1,775	42.3%	50.5%	51.5%	50.1%
% of FP17s for Band 1 Urgent Courses	256	2,168	11.8%	9.5%	9.5%	9.1%
% of FP17s Relating to Free Repair or Replacements	19	2,168	0.9%	0.6%	0.7%	0.8%
% of FP17s Relating to Continuations	34	2,168	1.6%	1.1%	1.2%	1.2%
% of Patients satisfied with the dentistry they have received	8	8	N/A	92.4%	93.1%	92.8%
% of Patients satisfied with the time they had to wait for an appointment	8	8	N/A	89.1%	88.8%	88.7%

* This is based on patients treated on this contract for their most recent course of treatment. Figures in italics indicate the base number of FP17s or Patient Questionnaire responses are less than 100. N/A is shown where the base number of responses is less than 10 during the period. % is calculated as Quantity/Base number*100

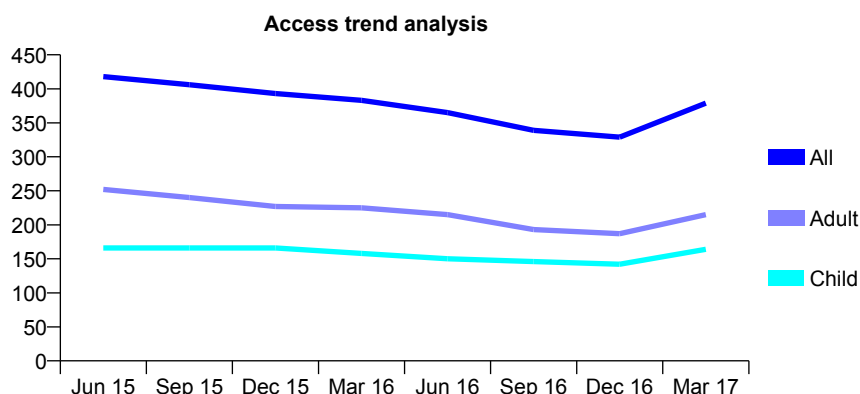
Q68 - Vital Signs At a Glance Contract Report for 836206/0001 - Year end March 2017

Name or company name	MISS DA BRUMMITT
Contract type name	GDS Contract
Purpose of contract	General
Contract start date	01/04/2006
Contract end date	

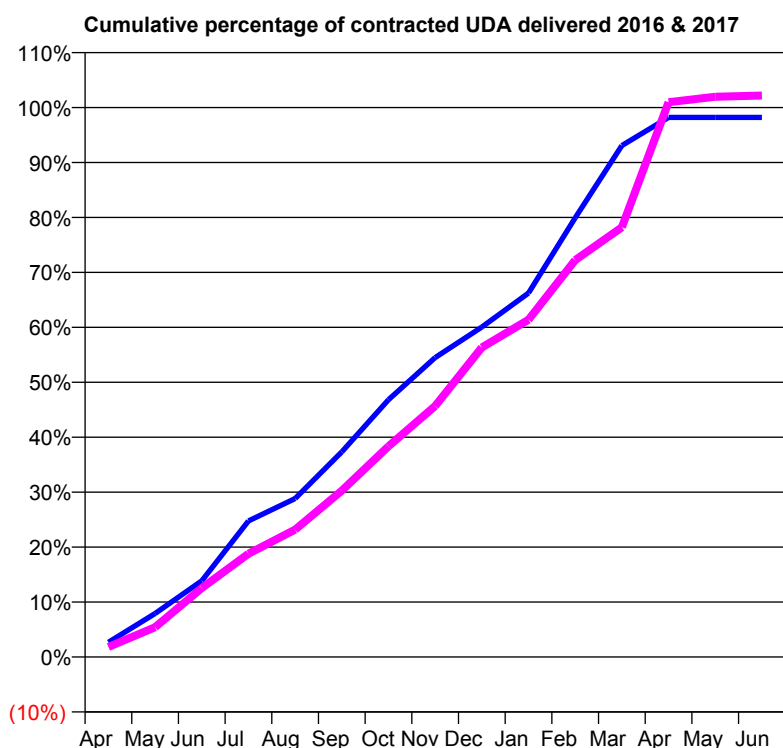
16/17 Contracted general activity (UDA)	1,801
Carry forward general activity (UDA)	32
16/17 Contracted orthodontic activity (UOA)	0
Carry forward orthodontic activity (UOA)	0
Baseline contract value	£42,518.24

ACCESS*

Patients seen in 24 months	Total	Change since previous quarter
Quarter ending March 2016	383	
Quarter ending June 2016	365	↓
Quarter ending September 2016	339	↓
Quarter ending December 2016	329	↓
Quarter ending March 2017	379	↑
Variance since March 2016	(1.0%)	↓



ACTIVITY



Month	Adjusted Scheduled Activity (UDA)	
	2016	2017
April	48	33
May	143	98
June	250	226
July	446	339
August	519	418
September	672	545
October	843	691
November	981	823
December	1,081	1,014
January	1,193	1,106
February	1,440	1,301
March	1,676	1,408
April	1,769	1,818
May	1,769	1,836
June	1,769	1,840

QUALITY

	Quantity	Base Number	Contract	AT	Region	England
% of FP17s for the same patient ID Re-attending within 3 months - Children	51	291	17.5%	9.8%	11.9%	12.3%
% of FP17s for the same patient ID Re-attending within 3 months - Adults	44	264	16.7%	15.9%	16.6%	16.7%
% of FP17s for the same patient ID Re-attending between 3 & 9 months - Children	182	291	62.5%	59.0%	60.2%	57.6%
% of FP17s for the same patient ID Re-attending between 3 & 9 months - Adults	151	264	57.2%	50.5%	51.5%	50.1%
% of FP17s for Band 1 Urgent Courses	22	648	3.4%	9.5%	9.5%	9.1%
% of FP17s Relating to Free Repair or Replacements	0	648	0.0%	0.6%	0.7%	0.8%
% of FP17s Relating to Continuations	0	648	0.0%	1.1%	1.2%	1.2%
% of Patients satisfied with the dentistry they have received	0	0	N/A	92.4%	93.1%	92.8%
% of Patients satisfied with the time they had to wait for an appointment	0	0	N/A	89.1%	88.8%	88.7%

* This is based on patients treated on this contract for their most recent course of treatment. Figures in italics indicate the base number of FP17s or Patient Questionnaire responses are less than 100. N/A is shown where the base number of responses is less than 10 during the period. % is calculated as Quantity/Base number*100

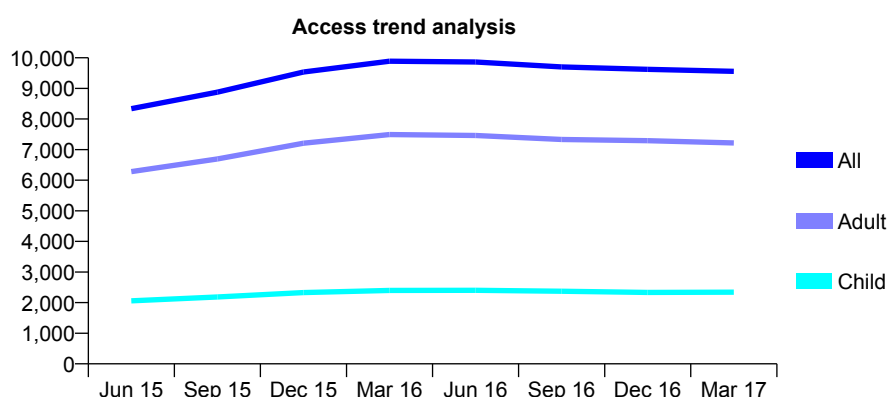
Q68 - Vital Signs At a Glance Contract Report for 840130/0002 - Year end March 2017

Name or company name	MR RW GORROD
Contract type name	GDS Contract
Purpose of contract	General
Contract start date	01/04/2014
Contract end date	

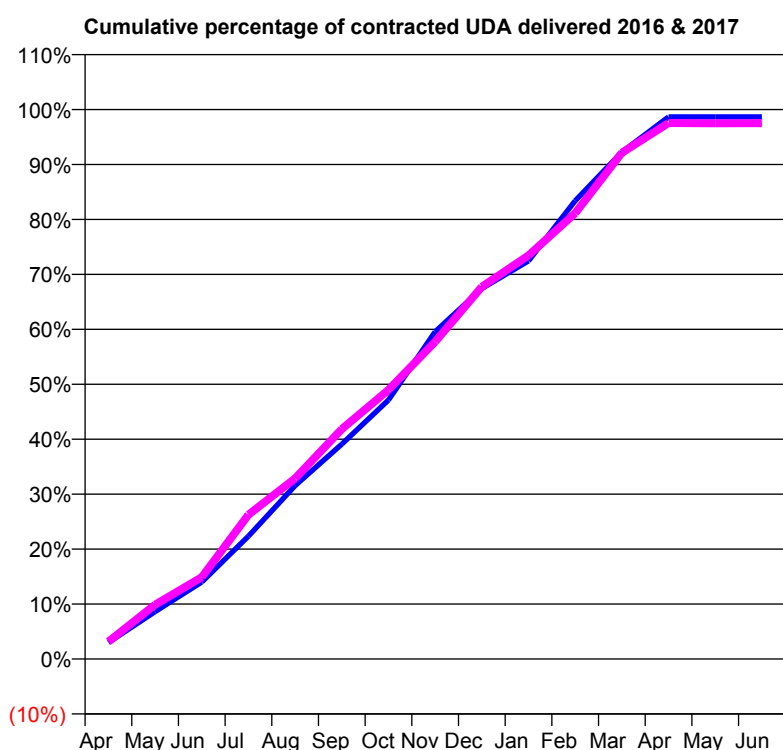
16/17 Contracted general activity (UDA)	25,200
Carry forward general activity (UDA)	364
16/17 Contracted orthodontic activity (UOA)	0
Carry forward orthodontic activity (UOA)	0
Baseline contract value	£618,593.19

ACCESS*

Patients seen in 24 months	Total	Change since previous quarter
Quarter ending March 2016	9,891	
Quarter ending June 2016	9,861	→
Quarter ending September 2016	9,703	↓
Quarter ending December 2016	9,625	→
Quarter ending March 2017	9,558	→
Variance since March 2016	(3.4%)	↓



ACTIVITY



Adjusted Scheduled Activity (UDA)		
Month	2016	2017
April	813	796
May	2,344	2,492
June	3,811	3,751
July	6,081	6,619
August	8,585	8,285
September	10,635	10,543
October	12,820	12,346
November	16,203	14,549
December	18,341	17,069
January	19,708	18,508
February	22,683	20,446
March	25,091	23,219
April	26,835	24,579
May	26,836	24,568
June	26,836	24,577

QUALITY

	Quantity	Base Number	Contract	AT	Region	England
% of FP17s for the same patient ID Re-attending within 3 months - Children	139	3,256	4.3%	9.8%	11.9%	12.3%
% of FP17s for the same patient ID Re-attending within 3 months - Adults	1,156	9,288	12.4%	15.9%	16.6%	16.7%
% of FP17s for the same patient ID Re-attending between 3 & 9 months - Children	1,825	3,256	56.1%	59.0%	60.2%	57.6%
% of FP17s for the same patient ID Re-attending between 3 & 9 months - Adults	4,498	9,288	48.4%	50.5%	51.5%	50.1%
% of FP17s for Band 1 Urgent Courses	568	12,403	4.6%	9.5%	9.5%	9.1%
% of FP17s Relating to Free Repair or Replacements	36	12,403	0.3%	0.6%	0.7%	0.8%
% of FP17s Relating to Continuations	317	12,403	2.6%	1.1%	1.2%	1.2%
% of Patients satisfied with the dentistry they have received	15	15	100.0%	92.4%	93.1%	92.8%
% of Patients satisfied with the time they had to wait for an appointment	14	15	93.3%	89.1%	88.8%	88.7%

* This is based on patients treated on this contract for their most recent course of treatment. Figures in italics indicate the base number of FP17s or Patient Questionnaire responses are less than 100. N/A is shown where the base number of responses is less than 10 during the period. % is calculated as Quantity/Base number*100

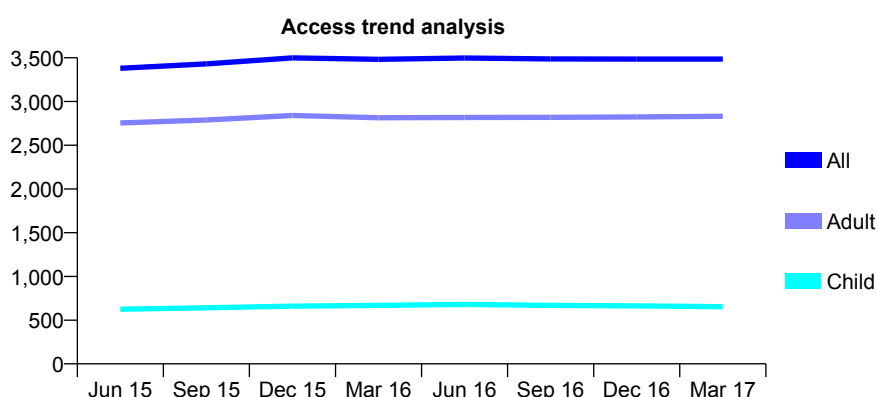
Q68 - Vital Signs At a Glance Contract Report for 842796/0001 - Year end March 2017

Name or company name	MR T GHASEMI
Contract type name	GDS Contract
Purpose of contract	General
Contract start date	01/04/2006
Contract end date	

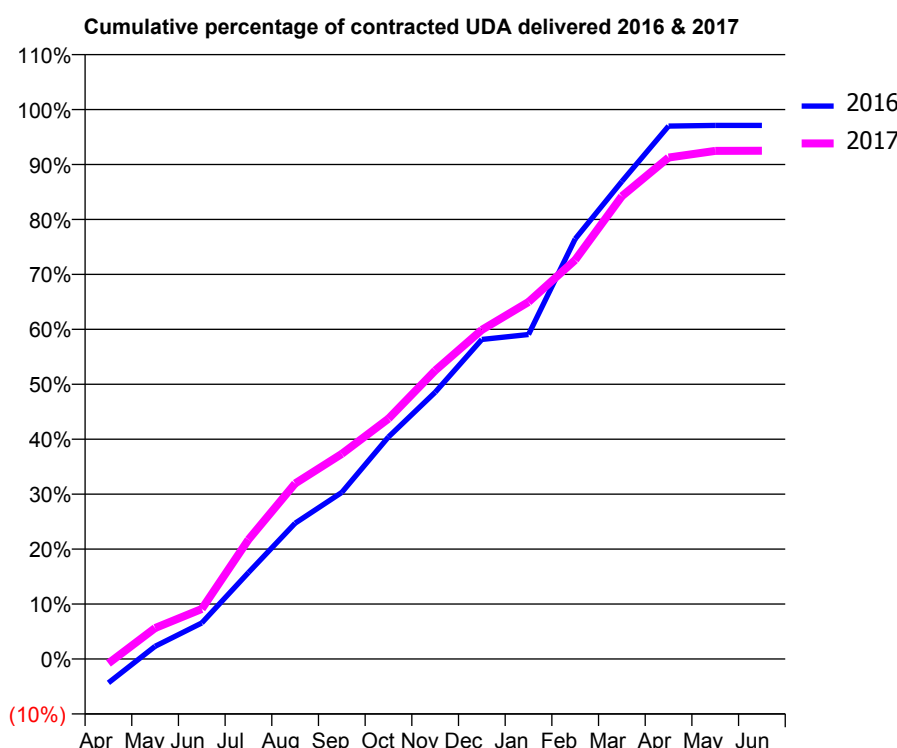
16/17 Contracted general activity (UDA)	10,559
Carry forward general activity (UDA)	305
16/17 Contracted orthodontic activity (UOA)	0
Carry forward orthodontic activity (UOA)	0
Baseline contract value	£342,253.81

ACCESS*

Patients seen in 24 months	Total	Change since previous quarter
Quarter ending March 2016	3,483	
Quarter ending June 2016	3,497	→
Quarter ending September 2016	3,487	→
Quarter ending December 2016	3,486	→
Quarter ending March 2017	3,485	→
Variance since March 2016	0.1%	→



ACTIVITY



Adjusted Scheduled Activity (UDA)		
Month	2016	2017
April	-460	-86
May	245	596
June	694	961
July	1,661	2,296
August	2,609	3,373
September	3,202	3,943
October	4,267	4,619
November	5,125	5,543
December	6,141	6,324
January	6,236	6,860
February	8,072	7,668
March	9,176	8,893
April	10,240	9,635
May	10,254	9,765
June	10,254	9,767

QUALITY

	Quantity	Base Number	Contract	AT	Region	England
% of FP17s for the same patient ID Re-attending within 3 months - Children	39	691	5.6%	9.8%	11.9%	12.3%
% of FP17s for the same patient ID Re-attending within 3 months - Adults	339	3,059	11.1%	15.9%	16.6%	16.7%
% of FP17s for the same patient ID Re-attending between 3 & 9 months - Children	251	691	36.3%	59.0%	60.2%	57.6%
% of FP17s for the same patient ID Re-attending between 3 & 9 months - Adults	1,174	3,059	38.4%	50.5%	51.5%	50.1%
% of FP17s for Band 1 Urgent Courses	219	3,753	5.8%	9.5%	9.5%	9.1%
% of FP17s Relating to Free Repair or Replacements	30	3,753	0.8%	0.6%	0.7%	0.8%
% of FP17s Relating to Continuations	63	3,753	1.7%	1.1%	1.2%	1.2%
% of Patients satisfied with the dentistry they have received	6	8	N/A	92.4%	93.1%	92.8%
% of Patients satisfied with the time they had to wait for an appointment	4	8	N/A	89.1%	88.8%	88.7%

* This is based on patients treated on this contract for their most recent course of treatment. Figures in italics indicate the base number of FP17s or Patient Questionnaire responses are less than 100. N/A is shown where the base number of responses is less than 10 during the period. % is calculated as Quantity/Base number*100

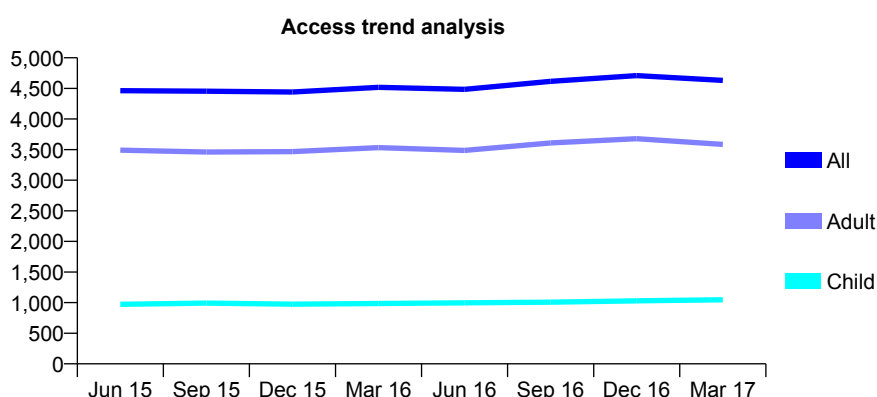
Q68 - Vital Signs At a Glance Contract Report for 842885/0001 - Year end March 2017

Name or company name	MR S GHADIMI
Contract type name	GDS Contract
Purpose of contract	General
Contract start date	08/05/2006
Contract end date	

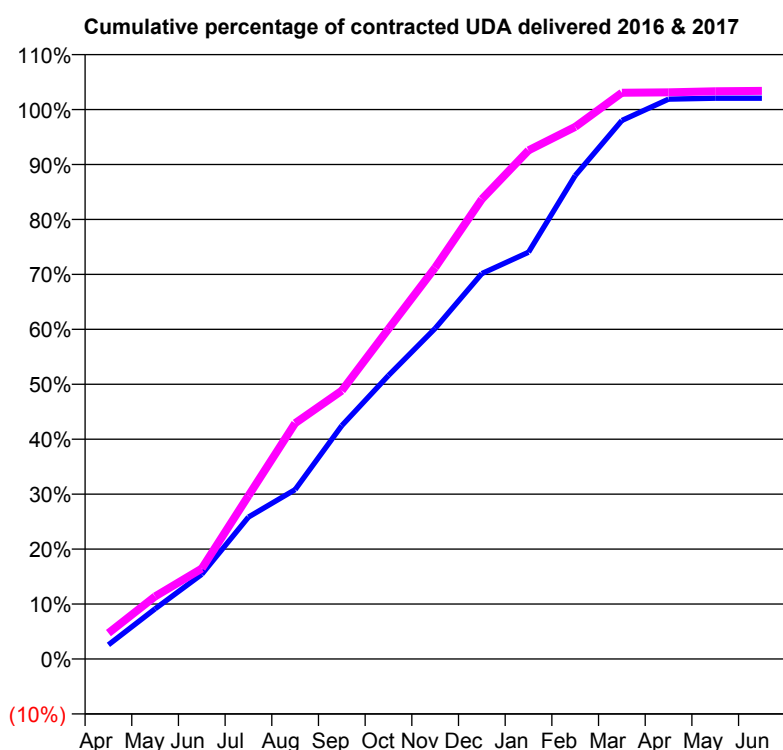
16/17 Contracted general activity (UDA)	9,574
Carry forward general activity (UDA)	-191
16/17 Contracted orthodontic activity (UOA)	0
Carry forward orthodontic activity (UOA)	0
Baseline contract value	£248,661.58

ACCESS*

Patients seen in 24 months	Total	Change since previous quarter
Quarter ending March 2016	4,517	
Quarter ending June 2016	4,484	→
Quarter ending September 2016	4,615	↑
Quarter ending December 2016	4,709	↑
Quarter ending March 2017	4,631	↓
Variance since March 2016	2.5%	↑



ACTIVITY



Adjusted Scheduled Activity (UDA)		
Month	2016	2017
April	248	451
May	876	1,091
June	1,477	1,576
July	2,474	2,846
August	2,953	4,108
September	4,068	4,675
October	4,939	5,751
November	5,760	6,819
December	6,716	8,011
January	7,088	8,863
February	8,422	9,271
March	9,382	9,865
April	9,754	9,874
May	9,772	9,892
June	9,772	9,898

QUALITY

	Quantity	Base Number	Contract	AT	Region	England
% of FP17s for the same patient ID Re-attending within 3 months - Children	76	1,381	5.5%	9.8%	11.9%	12.3%
% of FP17s for the same patient ID Re-attending within 3 months - Adults	501	4,267	11.7%	15.9%	16.6%	16.7%
% of FP17s for the same patient ID Re-attending between 3 & 9 months - Children	688	1,381	49.8%	59.0%	60.2%	57.6%
% of FP17s for the same patient ID Re-attending between 3 & 9 months - Adults	2,073	4,267	48.6%	50.5%	51.5%	50.1%
% of FP17s for Band 1 Urgent Courses	425	5,442	7.8%	9.5%	9.5%	9.1%
% of FP17s Relating to Free Repair or Replacements	4	5,442	0.1%	0.6%	0.7%	0.8%
% of FP17s Relating to Continuations	14	5,442	0.3%	1.1%	1.2%	1.2%
% of Patients satisfied with the dentistry they have received	2	2	N/A	92.4%	93.1%	92.8%
% of Patients satisfied with the time they had to wait for an appointment	2	2	N/A	89.1%	88.8%	88.7%

* This is based on patients treated on this contract for their most recent course of treatment. Figures in italics indicate the base number of FP17s or Patient Questionnaire responses are less than 100. N/A is shown where the base number of responses is less than 10 during the period. % is calculated as Quantity/Base number*100

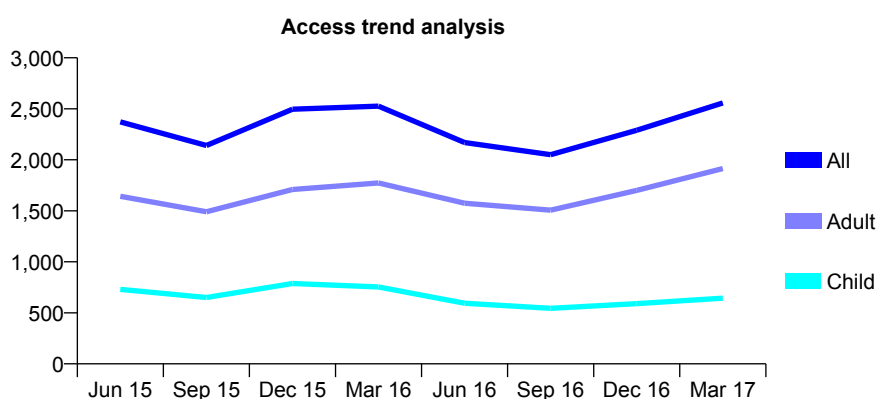
Q68 - Vital Signs At a Glance Contract Report for 842974/0001 - Year end March 2017

Name or company name	MRS ME LARSSON ANDREASSON
Contract type name	GDS Contract
Purpose of contract	General
Contract start date	01/04/2006
Contract end date	

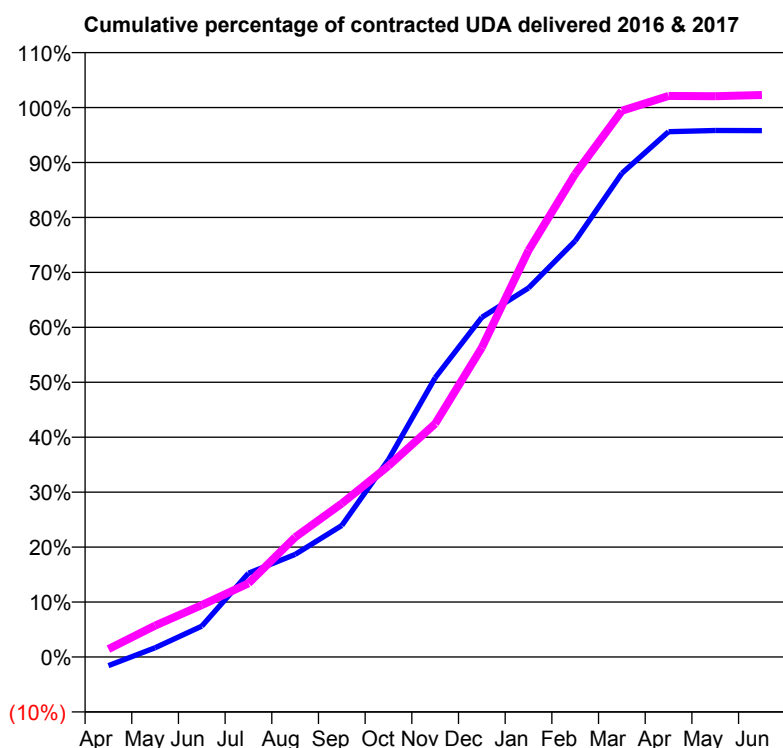
16/17 Contracted general activity (UDA)	6,847
Carry forward general activity (UDA)	0
16/17 Contracted orthodontic activity (UOA)	0
Carry forward orthodontic activity (UOA)	0
Baseline contract value	£185,094.81

ACCESS*

Patients seen in 24 months	Total	Change since previous quarter
Quarter ending March 2016	2,526	
Quarter ending June 2016	2,169	↓
Quarter ending September 2016	2,050	↓
Quarter ending December 2016	2,290	↑
Quarter ending March 2017	2,558	↑
Variance since March 2016	1.3%	→



ACTIVITY



Month	Adjusted Scheduled Activity (UDA)	
	2016	2017
April	-108	99
May	115	392
June	385	648
July	1,045	918
August	1,279	1,493
September	1,639	1,913
October	2,459	2,383
November	3,480	2,906
December	4,233	3,855
January	4,598	5,066
February	5,184	6,019
March	6,027	6,807
April	6,546	6,990
May	6,561	6,988
June	6,560	7,002

QUALITY

	Quantity	Base Number	Contract	AT	Region	England
% of FP17s for the same patient ID Re-attending within 3 months - Children	36	866	4.2%	9.8%	11.9%	12.3%
% of FP17s for the same patient ID Re-attending within 3 months - Adults	252	2,383	10.6%	15.9%	16.6%	16.7%
% of FP17s for the same patient ID Re-attending between 3 & 9 months - Children	354	866	40.9%	59.0%	60.2%	57.6%
% of FP17s for the same patient ID Re-attending between 3 & 9 months - Adults	712	2,383	29.9%	50.5%	51.5%	50.1%
% of FP17s for Band 1 Urgent Courses	202	3,132	6.4%	9.5%	9.5%	9.1%
% of FP17s Relating to Free Repair or Replacements	1	3,132	0.0%	0.6%	0.7%	0.8%
% of FP17s Relating to Continuations	9	3,132	0.3%	1.1%	1.2%	1.2%
% of Patients satisfied with the dentistry they have received	3	3	N/A	92.4%	93.1%	92.8%
% of Patients satisfied with the time they had to wait for an appointment	3	3	N/A	89.1%	88.8%	88.7%

* This is based on patients treated on this contract for their most recent course of treatment. Figures in italics indicate the base number of FP17s or Patient Questionnaire responses are less than 100. N/A is shown where the base number of responses is less than 10 during the period. % is calculated as Quantity/Base number*100

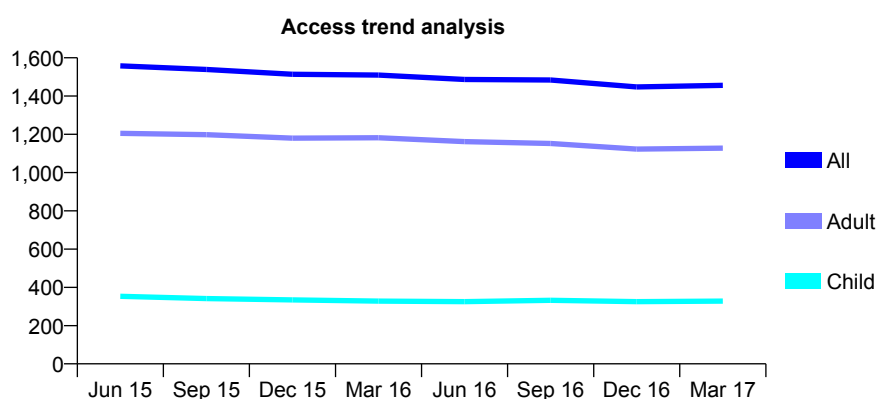
Q68 - Vital Signs At a Glance Contract Report for 843024/0001 - Year end March 2017

Name or company name	Guildford Dental Surgery Partnership
Contract type name	GDS Contract
Purpose of contract	General
Contract start date	01/04/2006
Contract end date	

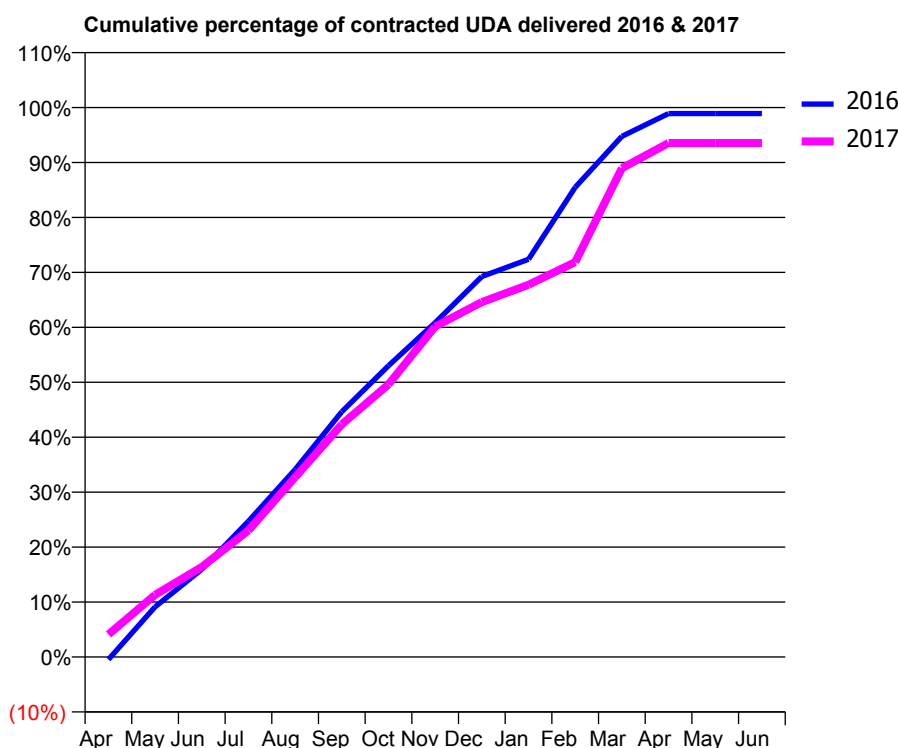
16/17 Contracted general activity (UDA)	5,491
Carry forward general activity (UDA)	60
16/17 Contracted orthodontic activity (UOA)	0
Carry forward orthodontic activity (UOA)	0
Baseline contract value	£124,141.14

ACCESS*

Patients seen in 24 months	Total	Change since previous quarter
Quarter ending March 2016	1,510	
Quarter ending June 2016	1,487	↓
Quarter ending September 2016	1,484	→
Quarter ending December 2016	1,448	↓
Quarter ending March 2017	1,456	→
Variance since March 2016	(3.6%)	↓



ACTIVITY



Adjusted Scheduled Activity (UDA)		
Month	2016	2017
April	-26	226
May	502	622
June	876	900
July	1,358	1,266
August	1,875	1,797
September	2,452	2,324
October	2,910	2,725
November	3,341	3,302
December	3,802	3,546
January	3,975	3,720
February	4,694	3,946
March	5,203	4,884
April	5,431	5,136
May	5,431	5,136
June	5,431	5,136

QUALITY

	Quantity	Base Number	Contract	AT	Region	England
% of FP17s for the same patient ID Re-attending within 3 months - Children	48	502	9.6%	9.8%	11.9%	12.3%
% of FP17s for the same patient ID Re-attending within 3 months - Adults	346	1,808	19.1%	15.9%	16.6%	16.7%
% of FP17s for the same patient ID Re-attending between 3 & 9 months - Children	334	502	66.5%	59.0%	60.2%	57.6%
% of FP17s for the same patient ID Re-attending between 3 & 9 months - Adults	1,103	1,808	61.0%	50.5%	51.5%	50.1%
% of FP17s for Band 1 Urgent Courses	120	2,299	5.2%	9.5%	9.5%	9.1%
% of FP17s Relating to Free Repair or Replacements	16	2,299	0.7%	0.6%	0.7%	0.8%
% of FP17s Relating to Continuations	0	2,299	0.0%	1.1%	1.2%	1.2%
% of Patients satisfied with the dentistry they have received	2	2	N/A	92.4%	93.1%	92.8%
% of Patients satisfied with the time they had to wait for an appointment	2	2	N/A	89.1%	88.8%	88.7%

* This is based on patients treated on this contract for their most recent course of treatment. Figures in italics indicate the base number of FP17s or Patient Questionnaire responses are less than 100. N/A is shown where the base number of responses is less than 10 during the period. % is calculated as Quantity/Base number*100

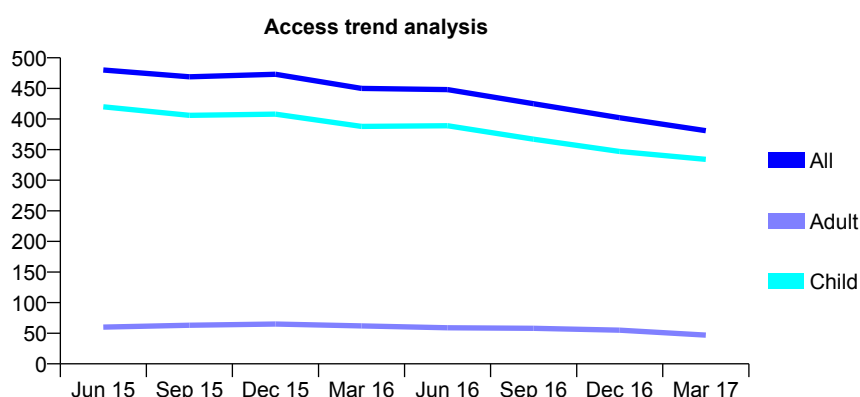
Q68 - Vital Signs At a Glance Contract Report for 843695/0001 - Year end March 2017

Name or company name	MR A HOMMASI
Contract type name	GDS Contract
Purpose of contract	General
Contract start date	01/04/2006
Contract end date	

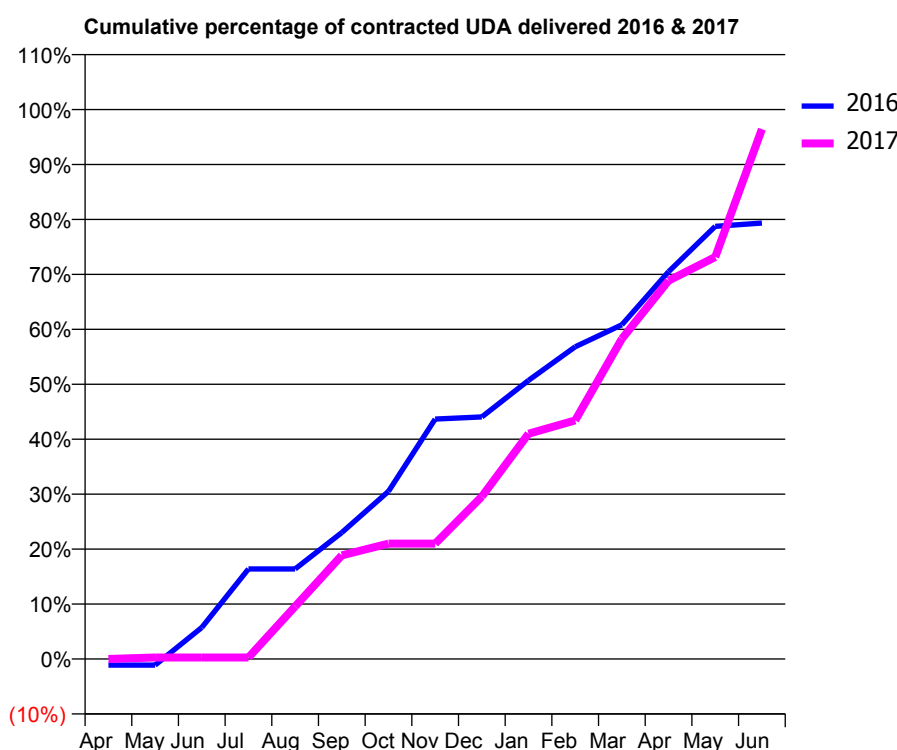
16/17 Contracted general activity (UDA)	700
Carry forward general activity (UDA)	0
16/17 Contracted orthodontic activity (UOA)	0
Carry forward orthodontic activity (UOA)	0
Baseline contract value	£20,714.42

ACCESS*

Patients seen in 24 months	Total	Change since previous quarter
Quarter ending March 2016	450	
Quarter ending June 2016	448	→
Quarter ending September 2016	425	↓
Quarter ending December 2016	402	↓
Quarter ending March 2017	381	↓
Variance since March 2016	(15.3%)	↓



ACTIVITY



Month	Adjusted Scheduled Activity (UDA)	
	2016	2017
April	-9	0
May	-9	2
June	46	2
July	131	2
August	131	67
September	184	132
October	244	147
November	349	147
December	352	207
January	406	287
February	455	304
March	487	408
April	564	482
May	630	512
June	635	675

QUALITY

	Quantity	Base Number	Contract	AT	Region	England
% of FP17s for the same patient ID Re-attending within 3 months - Children	9	361	2.5%	9.8%	11.9%	12.3%
% of FP17s for the same patient ID Re-attending within 3 months - Adults	0	19	0.0%	15.9%	16.6%	16.7%
% of FP17s for the same patient ID Re-attending between 3 & 9 months - Children	183	361	50.7%	59.0%	60.2%	57.6%
% of FP17s for the same patient ID Re-attending between 3 & 9 months - Adults	10	19	52.6%	50.5%	51.5%	50.1%
% of FP17s for Band 1 Urgent Courses	0	451	0.0%	9.5%	9.5%	9.1%
% of FP17s Relating to Free Repair or Replacements	1	451	0.2%	0.6%	0.7%	0.8%
% of FP17s Relating to Continuations	0	451	0.0%	1.1%	1.2%	1.2%
% of Patients satisfied with the dentistry they have received	1	1	N/A	92.4%	93.1%	92.8%
% of Patients satisfied with the time they had to wait for an appointment	1	1	N/A	89.1%	88.8%	88.7%

* This is based on patients treated on this contract for their most recent course of treatment. Figures in italics indicate the base number of FP17s or Patient Questionnaire responses are less than 100. N/A is shown where the base number of responses is less than 10 during the period. % is calculated as Quantity/Base number*100

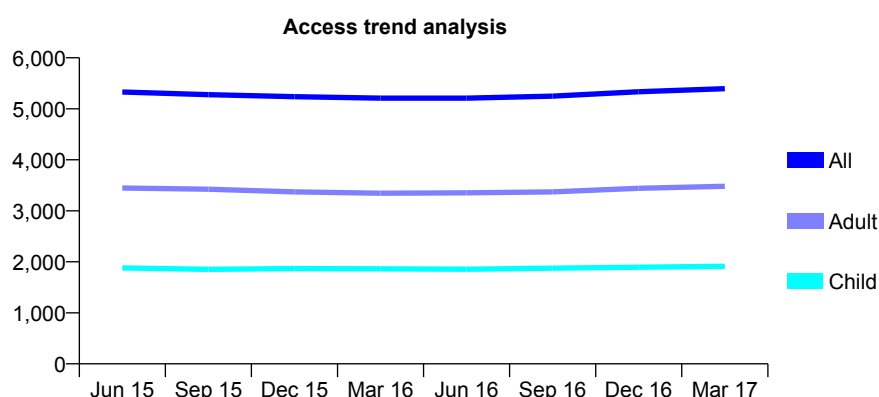
Q68 - Vital Signs At a Glance Contract Report for 847364/0001 - Year end March 2017

Name or company name	MRS A GOR
Contract type name	GDS Contract
Purpose of contract	General
Contract start date	01/12/2006
Contract end date	

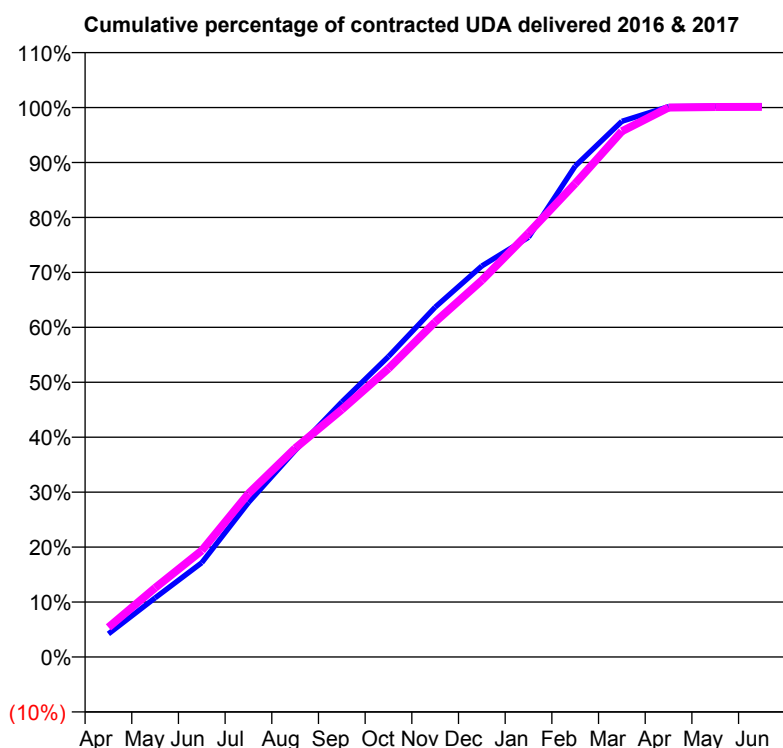
16/17 Contracted general activity (UDA)	14,000
Carry forward general activity (UDA)	-40
16/17 Contracted orthodontic activity (UOA)	0
Carry forward orthodontic activity (UOA)	0
Baseline contract value	£371,275.89

ACCESS*

Patients seen in 24 months	Total	Change since previous quarter
Quarter ending March 2016	5,208	
Quarter ending June 2016	5,209	→
Quarter ending September 2016	5,249	→
Quarter ending December 2016	5,335	→
Quarter ending March 2017	5,394	→
Variance since March 2016	3.6%	↑



ACTIVITY



Adjusted Scheduled Activity (UDA)		
Month	2016	2017
April	589	755
May	1,508	1,762
June	2,403	2,714
July	3,937	4,165
August	5,260	5,320
September	6,498	6,304
October	7,654	7,351
November	8,912	8,536
December	9,964	9,595
January	10,694	10,802
February	12,508	12,063
March	13,650	13,394
April	14,024	14,000
May	14,033	14,011
June	14,040	14,017

QUALITY

	Quantity	Base Number	Contract	AT	Region	England
% of FP17s for the same patient ID Re-attending within 3 months - Children	163	3,002	5.4%	9.8%	11.9%	12.3%
% of FP17s for the same patient ID Re-attending within 3 months - Adults	676	5,075	13.3%	15.9%	16.6%	16.7%
% of FP17s for the same patient ID Re-attending between 3 & 9 months - Children	2,023	3,002	67.4%	59.0%	60.2%	57.6%
% of FP17s for the same patient ID Re-attending between 3 & 9 months - Adults	2,936	5,075	57.9%	50.5%	51.5%	50.1%
% of FP17s for Band 1 Urgent Courses	436	8,112	5.4%	9.5%	9.5%	9.1%
% of FP17s Relating to Free Repair or Replacements	30	8,112	0.4%	0.6%	0.7%	0.8%
% of FP17s Relating to Continuations	94	8,112	1.2%	1.1%	1.2%	1.2%
% of Patients satisfied with the dentistry they have received	4	5	N/A	92.4%	93.1%	92.8%
% of Patients satisfied with the time they had to wait for an appointment	4	5	N/A	89.1%	88.8%	88.7%

* This is based on patients treated on this contract for their most recent course of treatment. Figures in italics indicate the base number of FP17s or Patient Questionnaire responses are less than 100. N/A is shown where the base number of responses is less than 10 during the period. % is calculated as Quantity/Base number*100

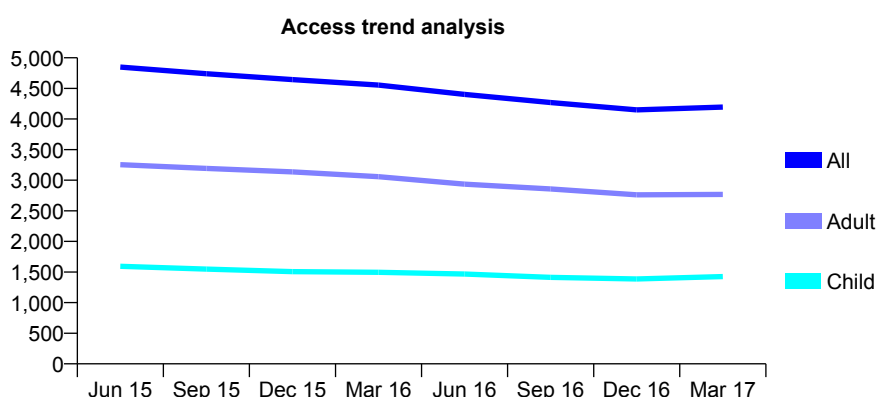
Q68 - Vital Signs At a Glance Contract Report for 847402/0002 - Year end March 2017

Name or company name	MR MN MAKRAZAKIS
Contract type name	GDS Contract
Purpose of contract	General
Contract start date	01/04/2006
Contract end date	

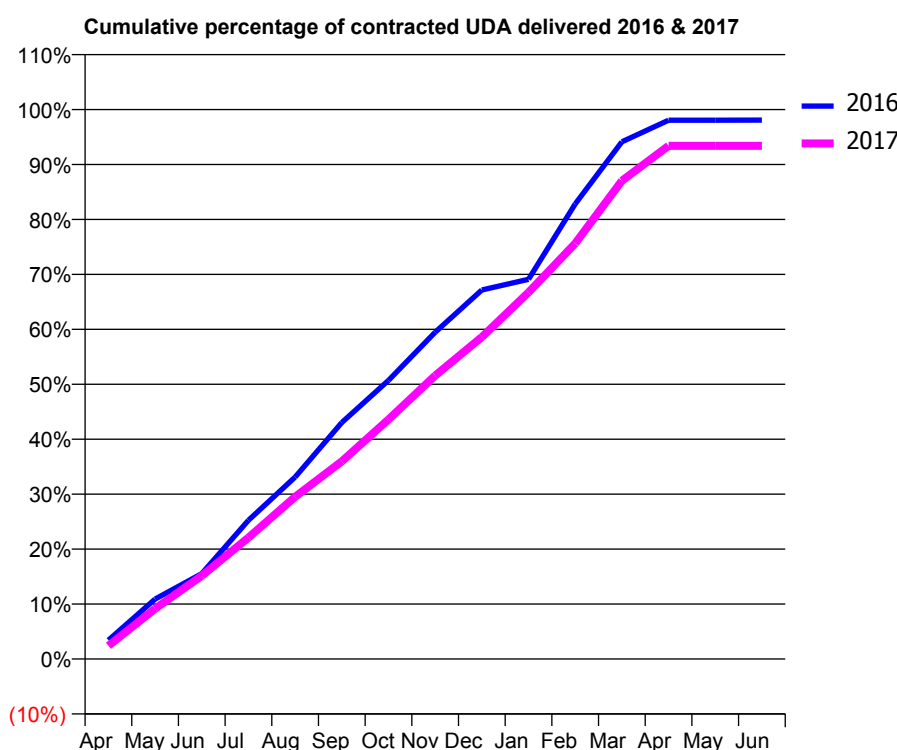
16/17 Contracted general activity (UDA)	13,893
Carry forward general activity (UDA)	268
16/17 Contracted orthodontic activity (UOA)	0
Carry forward orthodontic activity (UOA)	0
Baseline contract value	£349,972.70

ACCESS*

Patients seen in 24 months	Total	Change since previous quarter
Quarter ending March 2016	4,554	
Quarter ending June 2016	4,403	↓
Quarter ending September 2016	4,270	↓
Quarter ending December 2016	4,149	↓
Quarter ending March 2017	4,194	→
Variance since March 2016	(7.9%)	↓



ACTIVITY



Adjusted Scheduled Activity (UDA)		
Month	2016	2017
April	476	336
May	1,514	1,272
June	2,159	2,104
July	3,508	3,071
August	4,601	4,100
September	5,980	4,997
October	7,045	6,058
November	8,262	7,165
December	9,330	8,141
January	9,601	9,268
February	11,505	10,506
March	13,075	12,093
April	13,624	12,976
May	13,624	12,976
June	13,625	12,976

QUALITY

	Quantity	Base Number	Contract	AT	Region	England
% of FP17s for the same patient ID Re-attending within 3 months - Children	116	1,974	5.9%	9.8%	11.9%	12.3%
% of FP17s for the same patient ID Re-attending within 3 months - Adults	598	3,657	16.4%	15.9%	16.6%	16.7%
% of FP17s for the same patient ID Re-attending between 3 & 9 months - Children	1,229	1,974	62.3%	59.0%	60.2%	57.6%
% of FP17s for the same patient ID Re-attending between 3 & 9 months - Adults	1,728	3,657	47.3%	50.5%	51.5%	50.1%
% of FP17s for Band 1 Urgent Courses	678	5,680	11.9%	9.5%	9.5%	9.1%
% of FP17s Relating to Free Repair or Replacements	28	5,680	0.5%	0.6%	0.7%	0.8%
% of FP17s Relating to Continuations	32	5,680	0.6%	1.1%	1.2%	1.2%
% of Patients satisfied with the dentistry they have received	7	8	N/A	92.4%	93.1%	92.8%
% of Patients satisfied with the time they had to wait for an appointment	8	8	N/A	89.1%	88.8%	88.7%

* This is based on patients treated on this contract for their most recent course of treatment. Figures in italics indicate the base number of FP17s or Patient Questionnaire responses are less than 100. N/A is shown where the base number of responses is less than 10 during the period. % is calculated as Quantity/Base number*100

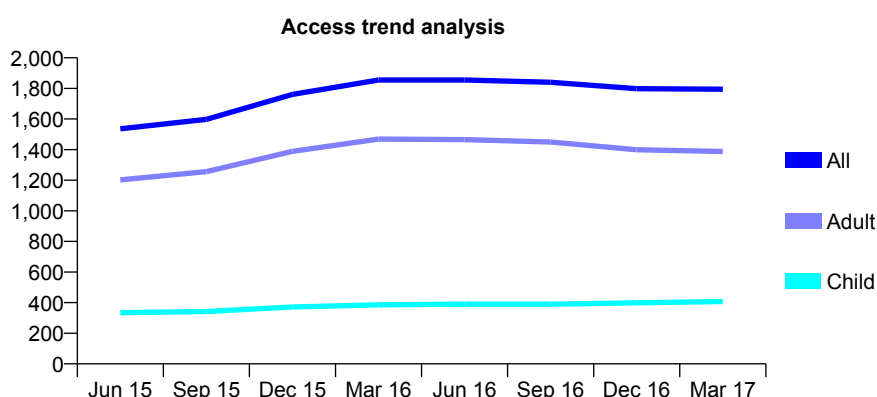
Q68 - Vital Signs At a Glance Contract Report for 851477/0001 - Year end March 2017

Name or company name	MRS N RAZAVI ARMAGHNI
Contract type name	GDS Contract
Purpose of contract	General
Contract start date	13/01/2014
Contract end date	

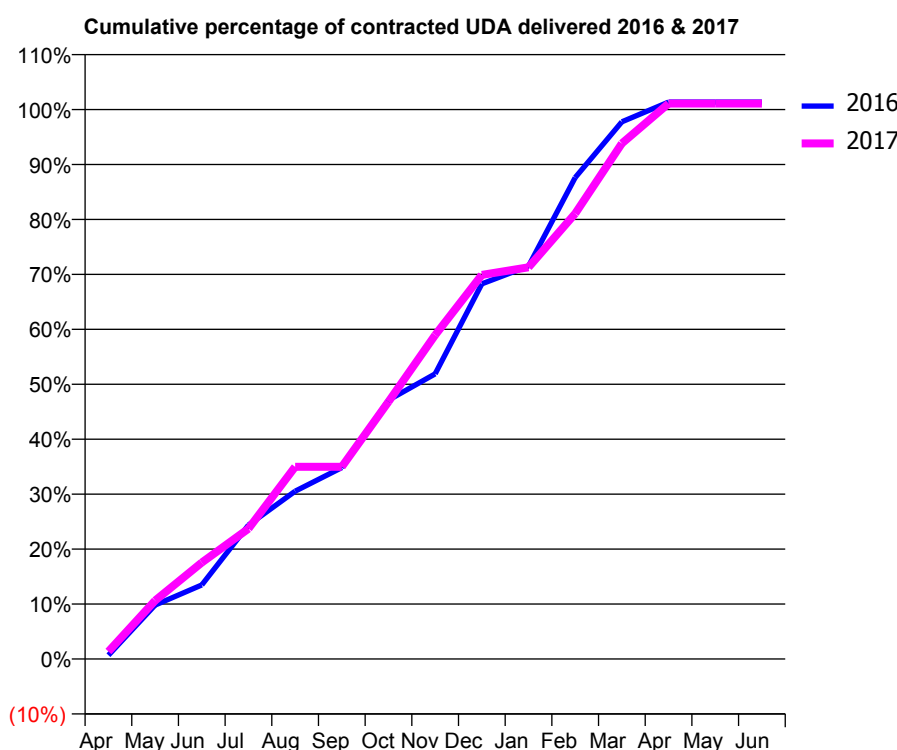
16/17 Contracted general activity (UDA)	6,000
Carry forward general activity (UDA)	-82
16/17 Contracted orthodontic activity (UOA)	0
Carry forward orthodontic activity (UOA)	0
Baseline contract value	£148,004.06

ACCESS*

Patients seen in 24 months	Total	Change since previous quarter
Quarter ending March 2016	1,855	
Quarter ending June 2016	1,855	→
Quarter ending September 2016	1,840	→
Quarter ending December 2016	1,798	↓
Quarter ending March 2017	1,795	→
Variance since March 2016	(3.2%)	↓



ACTIVITY



Adjusted Scheduled Activity (UDA)		
Month	2016	2017
April	42	82
May	589	639
June	809	1,053
July	1,463	1,423
August	1,832	2,099
September	2,090	2,099
October	2,827	2,810
November	3,113	3,538
December	4,096	4,194
January	4,290	4,277
February	5,257	4,864
March	5,865	5,629
April	6,082	6,065
May	6,082	6,065
June	6,082	6,065

QUALITY

	Quantity	Base Number	Contract	AT	Region	England
% of FP17s for the same patient ID Re-attending within 3 months - Children	55	557	9.9%	9.8%	11.9%	12.3%
% of FP17s for the same patient ID Re-attending within 3 months - Adults	288	1,845	15.6%	15.9%	16.6%	16.7%
% of FP17s for the same patient ID Re-attending between 3 & 9 months - Children	282	557	50.6%	59.0%	60.2%	57.6%
% of FP17s for the same patient ID Re-attending between 3 & 9 months - Adults	915	1,845	49.6%	50.5%	51.5%	50.1%
% of FP17s for Band 1 Urgent Courses	190	2,484	7.6%	9.5%	9.5%	9.1%
% of FP17s Relating to Free Repair or Replacements	19	2,484	0.8%	0.6%	0.7%	0.8%
% of FP17s Relating to Continuations	37	2,484	1.5%	1.1%	1.2%	1.2%
% of Patients satisfied with the dentistry they have received	3	3	N/A	92.4%	93.1%	92.8%
% of Patients satisfied with the time they had to wait for an appointment	3	3	N/A	89.1%	88.8%	88.7%

* This is based on patients treated on this contract for their most recent course of treatment. Figures in italics indicate the base number of FP17s or Patient Questionnaire responses are less than 100. N/A is shown where the base number of responses is less than 10 during the period. % is calculated as Quantity/Base number*100

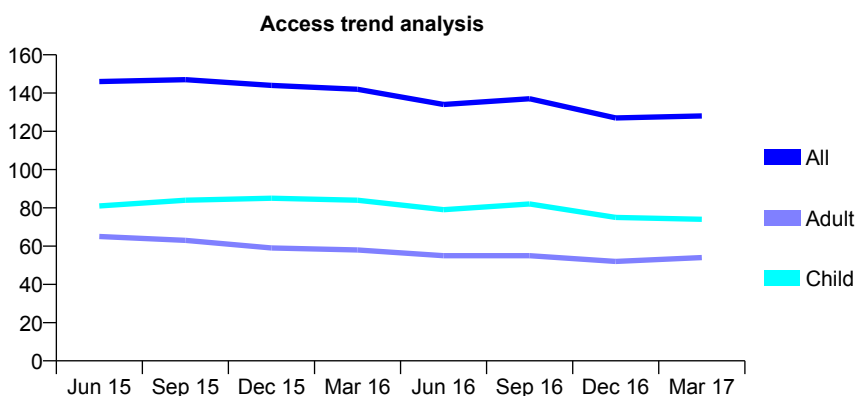
Q68 - Vital Signs At a Glance Contract Report for 853119/0001 - Year end March 2017

Name or company name	MRS RA SLOCOMBE
Contract type name	GDS Contract
Purpose of contract	General
Contract start date	01/06/2011
Contract end date	

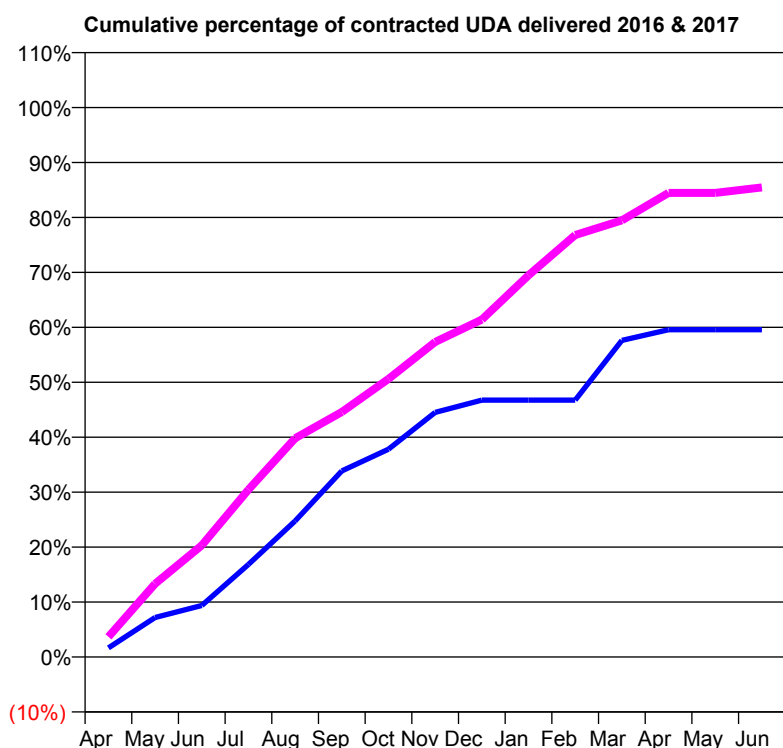
16/17 Contracted general activity (UDA)	300
Carry forward general activity (UDA)	0
16/17 Contracted orthodontic activity (UOA)	0
Carry forward orthodontic activity (UOA)	0
Baseline contract value	£6,974.01

ACCESS*

Patients seen in 24 months	Total	Change since previous quarter
Quarter ending March 2016	142	
Quarter ending June 2016	134	↓
Quarter ending September 2016	137	↑
Quarter ending December 2016	127	↓
Quarter ending March 2017	128	→
Variance since March 2016	(9.9%)	↓



ACTIVITY



Month	Adjusted Scheduled Activity (UDA)	
	2016	2017
April	7	11
May	30	40
June	39	61
July	71	91
August	104	119
September	142	134
October	159	152
November	187	172
December	196	184
January	196	208
February	196	230
March	242	238
April	250	253
May	250	253
June	250	256

QUALITY

	Quantity	Base Number	Contract	AT	Region	England
% of FP17s for the same patient ID Re-attending within 3 months - Children	2	131	1.5%	9.8%	11.9%	12.3%
% of FP17s for the same patient ID Re-attending within 3 months - Adults	1	41	2.4%	15.9%	16.6%	16.7%
% of FP17s for the same patient ID Re-attending between 3 & 9 months - Children	86	131	65.6%	59.0%	60.2%	57.6%
% of FP17s for the same patient ID Re-attending between 3 & 9 months - Adults	12	41	29.3%	50.5%	51.5%	50.1%
% of FP17s for Band 1 Urgent Courses	7	176	4.0%	9.5%	9.5%	9.1%
% of FP17s Relating to Free Repair or Replacements	0	176	0.0%	0.6%	0.7%	0.8%
% of FP17s Relating to Continuations	0	176	0.0%	1.1%	1.2%	1.2%
% of Patients satisfied with the dentistry they have received	1	1	N/A	92.4%	93.1%	92.8%
% of Patients satisfied with the time they had to wait for an appointment	1	1	N/A	89.1%	88.8%	88.7%

* This is based on patients treated on this contract for their most recent course of treatment. Figures in italics indicate the base number of FP17s or Patient Questionnaire responses are less than 100. N/A is shown where the base number of responses is less than 10 during the period. % is calculated as Quantity/Base number*100

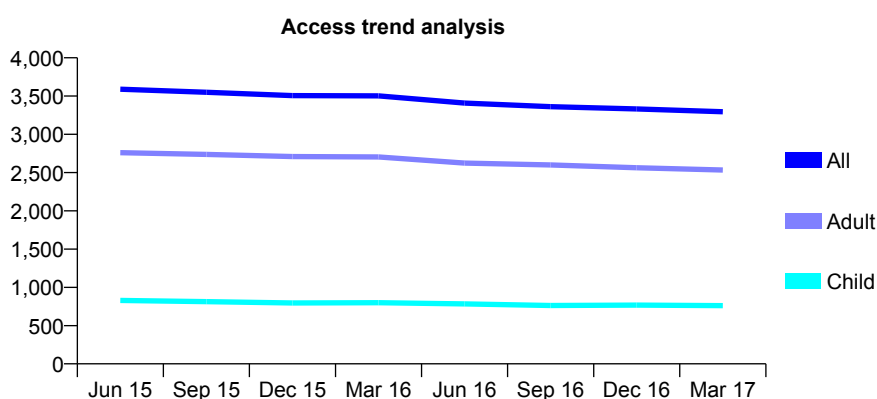
Q68 - Vital Signs At a Glance Contract Report for 853429/0001 - Year end March 2017

Name or company name	MR MR MOHAMMADI
Contract type name	GDS Contract
Purpose of contract	General
Contract start date	01/04/2006
Contract end date	

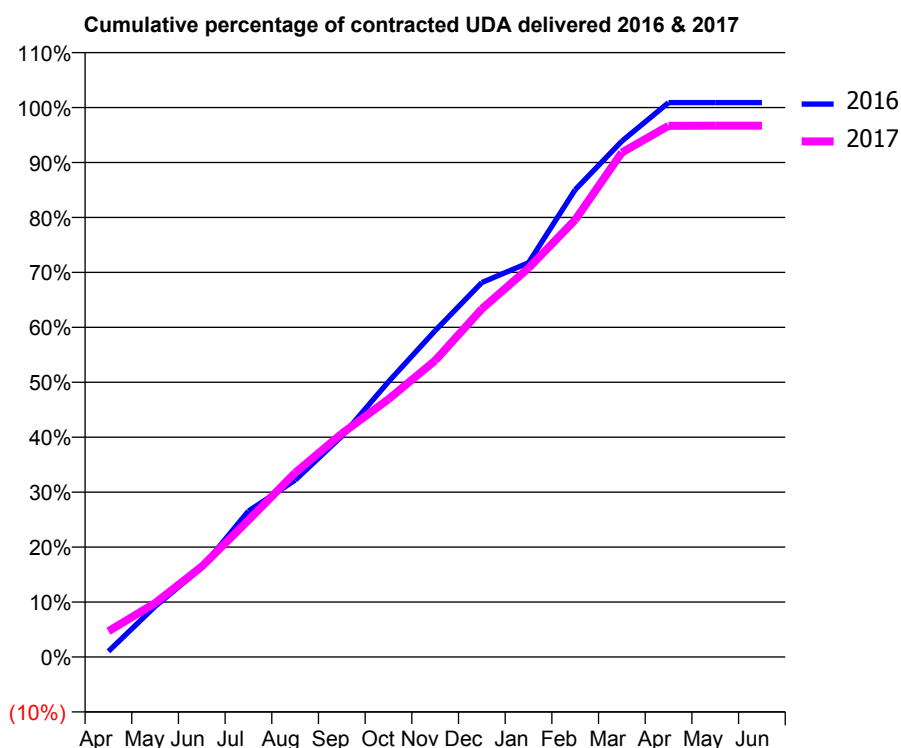
16/17 Contracted general activity (UDA)	16,000
Carry forward general activity (UDA)	-143
16/17 Contracted orthodontic activity (UOA)	0
Carry forward orthodontic activity (UOA)	0
Baseline contract value	£398,877.84

ACCESS*

Patients seen in 24 months	Total	Change since previous quarter
Quarter ending March 2016	3,503	
Quarter ending June 2016	3,408	↓
Quarter ending September 2016	3,361	↓
Quarter ending December 2016	3,331	→
Quarter ending March 2017	3,295	↓
Variance since March 2016	(5.9%)	↓



ACTIVITY



Month	Adjusted Scheduled Activity (UDA)	
	2016	2017
April	167	753
May	1,473	1,569
June	2,602	2,636
July	4,250	3,987
August	5,151	5,365
September	6,429	6,506
October	8,017	7,506
November	9,505	8,633
December	10,904	10,136
January	11,477	11,326
February	13,606	12,729
March	15,022	14,690
April	16,143	15,468
May	16,143	15,471
June	16,143	15,471

QUALITY

	Quantity	Base Number	Contract	AT	Region	England
% of FP17s for the same patient ID Re-attending within 3 months - Children	71	1,340	5.3%	9.8%	11.9%	12.3%
% of FP17s for the same patient ID Re-attending within 3 months - Adults	614	4,329	14.2%	15.9%	16.6%	16.7%
% of FP17s for the same patient ID Re-attending between 3 & 9 months - Children	970	1,340	72.4%	59.0%	60.2%	57.6%
% of FP17s for the same patient ID Re-attending between 3 & 9 months - Adults	2,830	4,329	65.4%	50.5%	51.5%	50.1%
% of FP17s for Band 1 Urgent Courses	349	5,554	6.3%	9.5%	9.5%	9.1%
% of FP17s Relating to Free Repair or Replacements	65	5,554	1.2%	0.6%	0.7%	0.8%
% of FP17s Relating to Continuations	138	5,554	2.5%	1.1%	1.2%	1.2%
% of Patients satisfied with the dentistry they have received	6	7	N/A	92.4%	93.1%	92.8%
% of Patients satisfied with the time they had to wait for an appointment	6	7	N/A	89.1%	88.8%	88.7%

* This is based on patients treated on this contract for their most recent course of treatment. Figures in italics indicate the base number of FP17s or Patient Questionnaire responses are less than 100. N/A is shown where the base number of responses is less than 10 during the period. % is calculated as Quantity/Base number*100

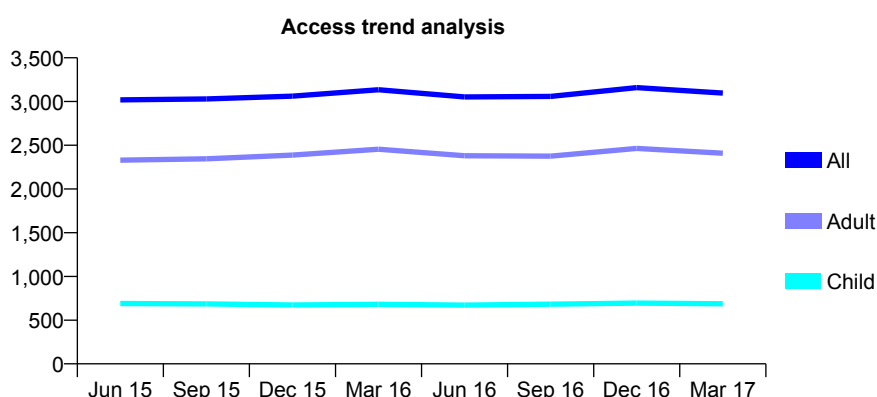
Q68 - Vital Signs At a Glance Contract Report for 855022/0004 - Year end March 2017

Name or company name	MS S MOUSAVI
Contract type name	GDS Contract
Purpose of contract	General
Contract start date	01/04/2008
Contract end date	

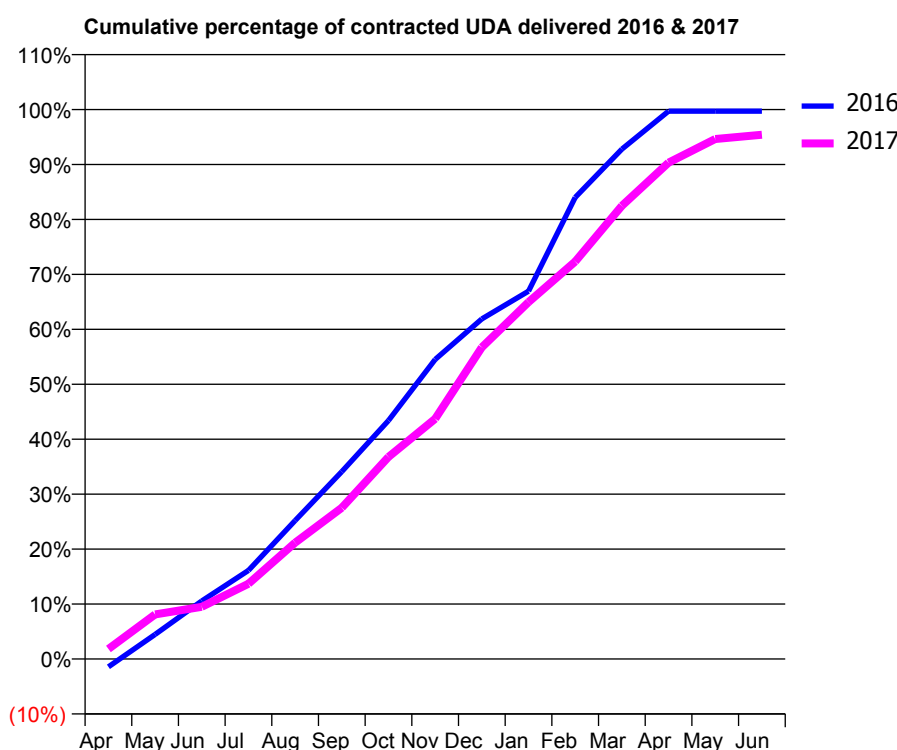
16/17 Contracted general activity (UDA)	10,716
Carry forward general activity (UDA)	33
16/17 Contracted orthodontic activity (UOA)	0
Carry forward orthodontic activity (UOA)	0
Baseline contract value	£230,253.61

ACCESS*

Patients seen in 24 months	Total	Change since previous quarter
Quarter ending March 2016	3,135	
Quarter ending June 2016	3,052	↓
Quarter ending September 2016	3,058	→
Quarter ending December 2016	3,159	↑
Quarter ending March 2017	3,096	↓
Variance since March 2016	(1.2%)	↓



ACTIVITY



Adjusted Scheduled Activity (UDA)		
Month	2016	2017
April	-156	197
May	479	870
June	1,132	1,017
July	1,728	1,468
August	2,702	2,269
September	3,655	2,951
October	4,652	3,940
November	5,842	4,684
December	6,634	6,078
January	7,174	6,961
February	9,000	7,750
March	9,943	8,839
April	10,683	9,681
May	10,683	10,141
June	10,683	10,223

QUALITY

	Quantity	Base Number	Contract	AT	Region	England
% of FP17s for the same patient ID Re-attending within 3 months - Children	67	858	7.8%	9.8%	11.9%	12.3%
% of FP17s for the same patient ID Re-attending within 3 months - Adults	382	2,845	13.4%	15.9%	16.6%	16.7%
% of FP17s for the same patient ID Re-attending between 3 & 9 months - Children	343	858	40.0%	59.0%	60.2%	57.6%
% of FP17s for the same patient ID Re-attending between 3 & 9 months - Adults	1,285	2,845	45.2%	50.5%	51.5%	50.1%
% of FP17s for Band 1 Urgent Courses	501	3,777	13.3%	9.5%	9.5%	9.1%
% of FP17s Relating to Free Repair or Replacements	19	3,777	0.5%	0.6%	0.7%	0.8%
% of FP17s Relating to Continuations	13	3,777	0.3%	1.1%	1.2%	1.2%
% of Patients satisfied with the dentistry they have received	14	16	87.5%	92.4%	93.1%	92.8%
% of Patients satisfied with the time they had to wait for an appointment	16	16	100.0%	89.1%	88.8%	88.7%

* This is based on patients treated on this contract for their most recent course of treatment. Figures in italics indicate the base number of FP17s or Patient Questionnaire responses are less than 100. N/A is shown where the base number of responses is less than 10 during the period. % is calculated as Quantity/Base number*100

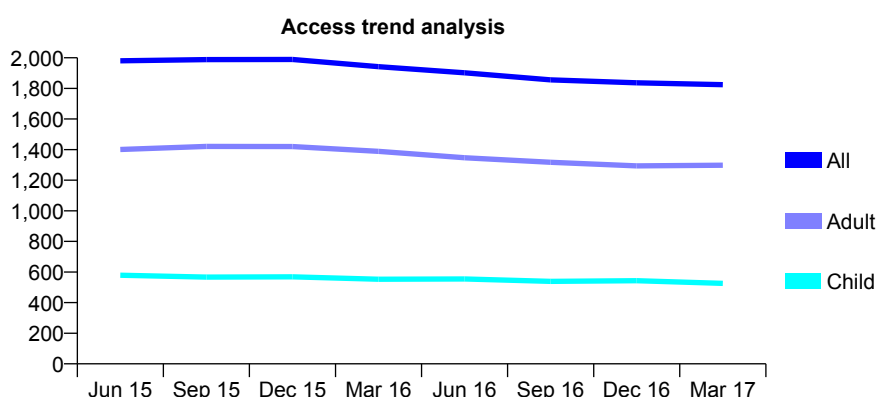
Q68 - Vital Signs At a Glance Contract Report for 855138/0001 - Year end March 2017

Name or company name	Mr Ashish Patel
Contract type name	GDS Contract
Purpose of contract	General
Contract start date	01/11/2006
Contract end date	

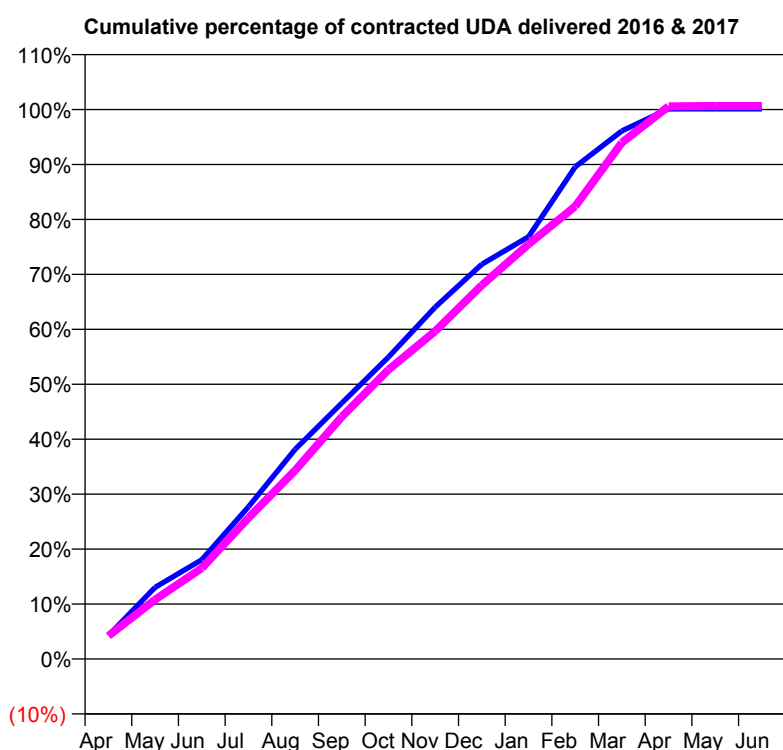
16/17 Contracted general activity (UDA)	5,921
Carry forward general activity (UDA)	-6
16/17 Contracted orthodontic activity (UOA)	0
Carry forward orthodontic activity (UOA)	0
Baseline contract value	£136,640.03

ACCESS*

Patients seen in 24 months	Total	Change since previous quarter
Quarter ending March 2016	1,942	
Quarter ending June 2016	1,902	↓
Quarter ending September 2016	1,856	↓
Quarter ending December 2016	1,837	↓
Quarter ending March 2017	1,824	→
Variance since March 2016	(6.1%)	↓



ACTIVITY



Adjusted Scheduled Activity (UDA)		
Month	2016	2017
April	254	250
May	772	640
June	1,069	980
July	1,641	1,521
August	2,260	2,033
September	2,757	2,610
October	3,254	3,117
November	3,792	3,532
December	4,254	4,029
January	4,550	4,469
February	5,303	4,877
March	5,691	5,564
April	5,927	5,956
May	5,927	5,959
June	5,927	5,959

QUALITY

	Quantity	Base Number	Contract	AT	Region	England
% of FP17s for the same patient ID Re-attending within 3 months - Children	43	803	5.4%	9.8%	11.9%	12.3%
% of FP17s for the same patient ID Re-attending within 3 months - Adults	343	2,023	17.0%	15.9%	16.6%	16.7%
% of FP17s for the same patient ID Re-attending between 3 & 9 months - Children	530	803	66.0%	59.0%	60.2%	57.6%
% of FP17s for the same patient ID Re-attending between 3 & 9 months - Adults	1,179	2,023	58.3%	50.5%	51.5%	50.1%
% of FP17s for Band 1 Urgent Courses	228	2,855	8.0%	9.5%	9.5%	9.1%
% of FP17s Relating to Free Repair or Replacements	7	2,855	0.2%	0.6%	0.7%	0.8%
% of FP17s Relating to Continuations	29	2,855	1.0%	1.1%	1.2%	1.2%
% of Patients satisfied with the dentistry they have received	2	2	N/A	92.4%	93.1%	92.8%
% of Patients satisfied with the time they had to wait for an appointment	2	2	N/A	89.1%	88.8%	88.7%

* This is based on patients treated on this contract for their most recent course of treatment. Figures in italics indicate the base number of FP17s or Patient Questionnaire responses are less than 100. N/A is shown where the base number of responses is less than 10 during the period. % is calculated as Quantity/Base number*100

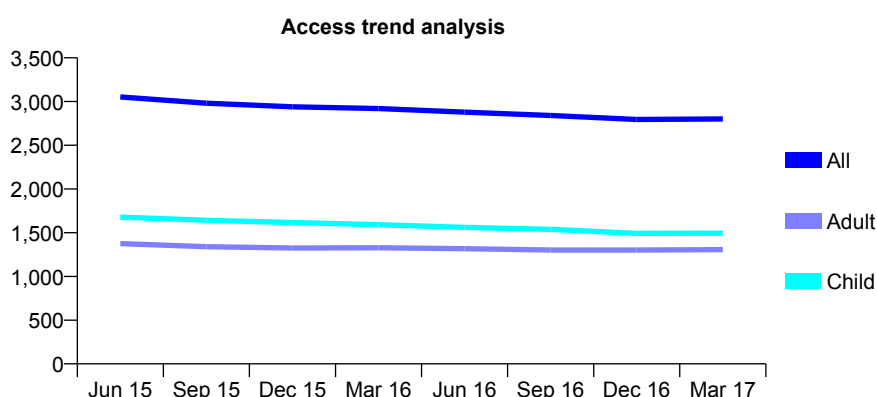
Q68 - Vital Signs At a Glance Contract Report for 859370/0001 - Year end March 2017

Name or company name	Heathcote House Dental Practice
Contract type name	GDS Contract
Purpose of contract	General
Contract start date	01/04/2009
Contract end date	

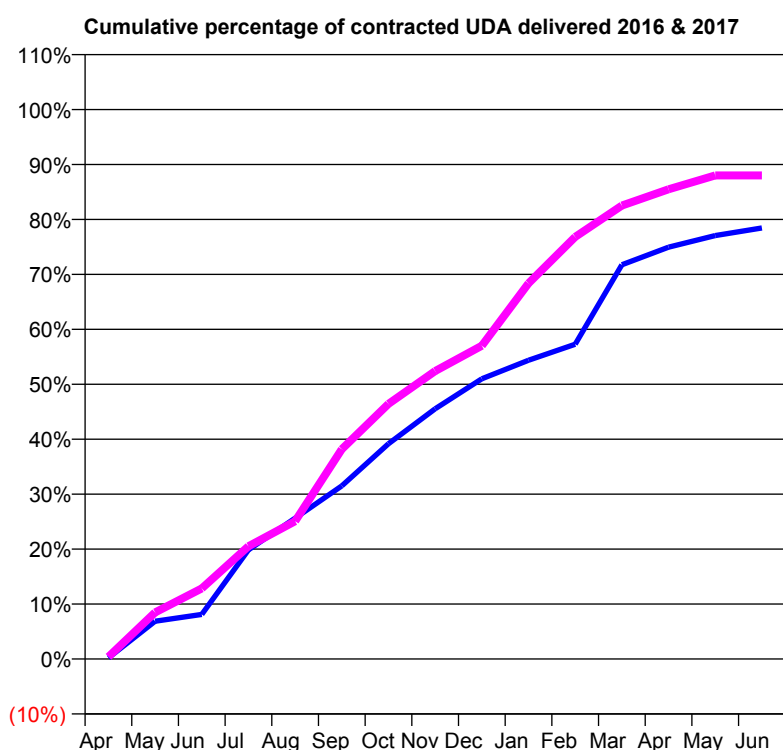
16/17 Contracted general activity (UDA)	5,000
Carry forward general activity (UDA)	0
16/17 Contracted orthodontic activity (UOA)	0
Carry forward orthodontic activity (UOA)	0
Baseline contract value	£117,391.54

ACCESS*

Patients seen in 24 months	Total	Change since previous quarter
Quarter ending March 2016	2,920	
Quarter ending June 2016	2,878	↓
Quarter ending September 2016	2,840	↓
Quarter ending December 2016	2,794	↓
Quarter ending March 2017	2,801	→
Variance since March 2016	(4.1%)	↓



ACTIVITY



Month	Adjusted Scheduled Activity (UDA)	
	2016	2017
April	13	20
May	440	424
June	519	642
July	1,271	1,026
August	1,642	1,254
September	2,017	1,910
October	2,508	2,322
November	2,915	2,621
December	3,264	2,851
January	3,480	3,418
February	3,666	3,841
March	4,592	4,126
April	4,797	4,274
May	4,932	4,400
June	5,020	4,401

QUALITY

	Quantity	Base Number	Contract	AT	Region	England
% of FP17s for the same patient ID Re-attending within 3 months - Children	115	2,127	5.4%	9.8%	11.9%	12.3%
% of FP17s for the same patient ID Re-attending within 3 months - Adults	123	1,385	8.9%	15.9%	16.6%	16.7%
% of FP17s for the same patient ID Re-attending between 3 & 9 months - Children	1,328	2,127	62.4%	59.0%	60.2%	57.6%
% of FP17s for the same patient ID Re-attending between 3 & 9 months - Adults	735	1,385	53.1%	50.5%	51.5%	50.1%
% of FP17s for Band 1 Urgent Courses	109	3,361	3.2%	9.5%	9.5%	9.1%
% of FP17s Relating to Free Repair or Replacements	4	3,361	0.1%	0.6%	0.7%	0.8%
% of FP17s Relating to Continuations	57	3,361	1.7%	1.1%	1.2%	1.2%
% of Patients satisfied with the dentistry they have received	1	1	N/A	92.4%	93.1%	92.8%
% of Patients satisfied with the time they had to wait for an appointment	1	1	N/A	89.1%	88.8%	88.7%

* This is based on patients treated on this contract for their most recent course of treatment. Figures in italics indicate the base number of FP17s or Patient Questionnaire responses are less than 100. N/A is shown where the base number of responses is less than 10 during the period. % is calculated as Quantity/Base number*100

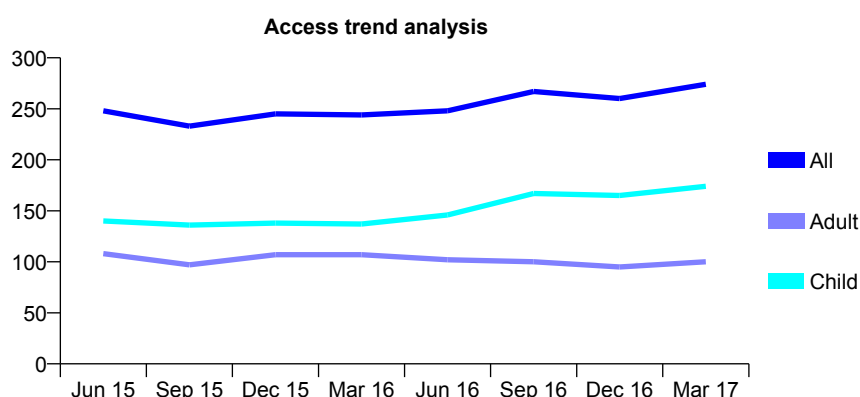
Q68 - Vital Signs At a Glance Contract Report for 861189/0001 - Year end March 2017

Name or company name	MR K SHAH
Contract type name	GDS Contract
Purpose of contract	General
Contract start date	20/09/2012
Contract end date	

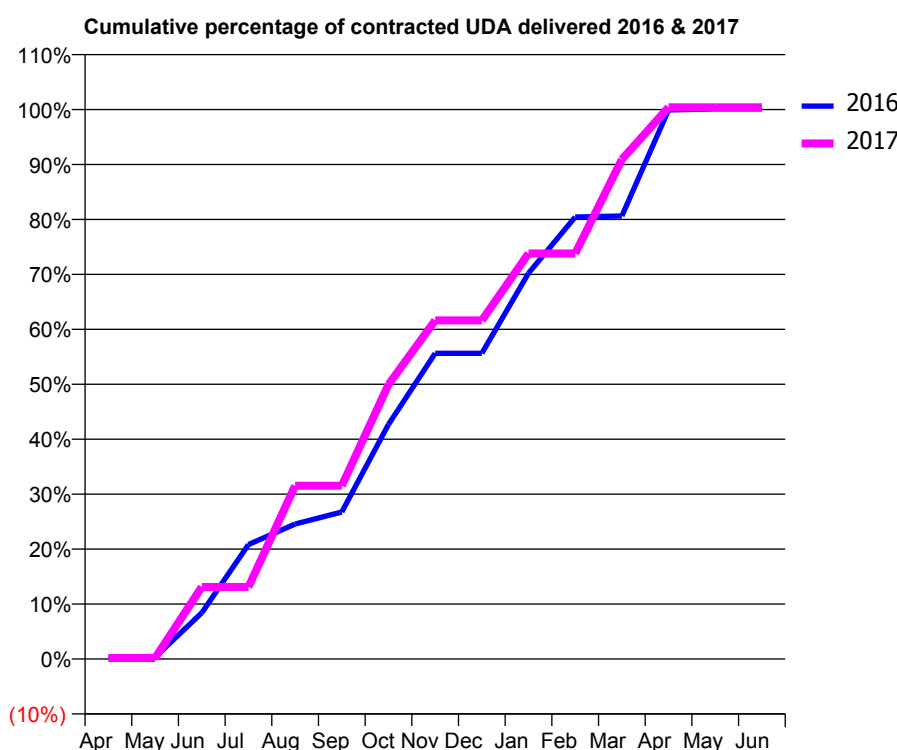
16/17 Contracted general activity (UDA)	550
Carry forward general activity (UDA)	-1
16/17 Contracted orthodontic activity (UOA)	0
Carry forward orthodontic activity (UOA)	0
Baseline contract value	£14,707.40

ACCESS*

Patients seen in 24 months	Total	Change since previous quarter
Quarter ending March 2016	244	
Quarter ending June 2016	248	→
Quarter ending September 2016	267	↑
Quarter ending December 2016	260	↓
Quarter ending March 2017	274	↑
Variance since March 2016	12.3%	↑



ACTIVITY



Adjusted Scheduled Activity (UDA)		
Month	2016	2017
April	2	1
May	2	1
June	46	72
July	115	72
August	135	173
September	147	173
October	235	275
November	306	339
December	306	339
January	386	406
February	442	406
March	443	500
April	550	552
May	551	552
June	551	552

QUALITY

	Quantity	Base Number	Contract	AT	Region	England
% of FP17s for the same patient ID Re-attending within 3 months - Children	11	278	4.0%	9.8%	11.9%	12.3%
% of FP17s for the same patient ID Re-attending within 3 months - Adults	2	74	2.7%	15.9%	16.6%	16.7%
% of FP17s for the same patient ID Re-attending between 3 & 9 months - Children	172	278	61.9%	59.0%	60.2%	57.6%
% of FP17s for the same patient ID Re-attending between 3 & 9 months - Adults	30	74	40.5%	50.5%	51.5%	50.1%
% of FP17s for Band 1 Urgent Courses	6	318	1.9%	9.5%	9.5%	9.1%
% of FP17s Relating to Free Repair or Replacements	0	318	0.0%	0.6%	0.7%	0.8%
% of FP17s Relating to Continuations	0	318	0.0%	1.1%	1.2%	1.2%
% of Patients satisfied with the dentistry they have received	0	0	N/A	92.4%	93.1%	92.8%
% of Patients satisfied with the time they had to wait for an appointment	0	0	N/A	89.1%	88.8%	88.7%

* This is based on patients treated on this contract for their most recent course of treatment. Figures in italics indicate the base number of FP17s or Patient Questionnaire responses are less than 100. N/A is shown where the base number of responses is less than 10 during the period. % is calculated as Quantity/Base number*100

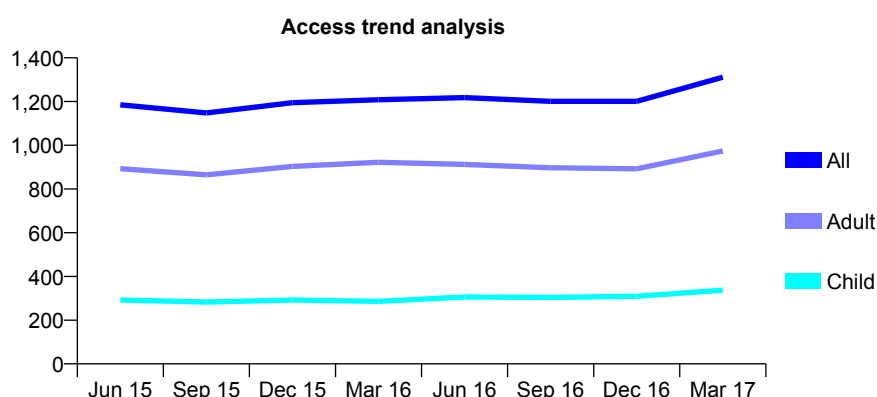
Q68 - Vital Signs At a Glance Contract Report for 878650/0001 - Year end March 2017

Name or company name	MS M YANMAZ
Contract type name	GDS Contract
Purpose of contract	General
Contract start date	01/04/2012
Contract end date	

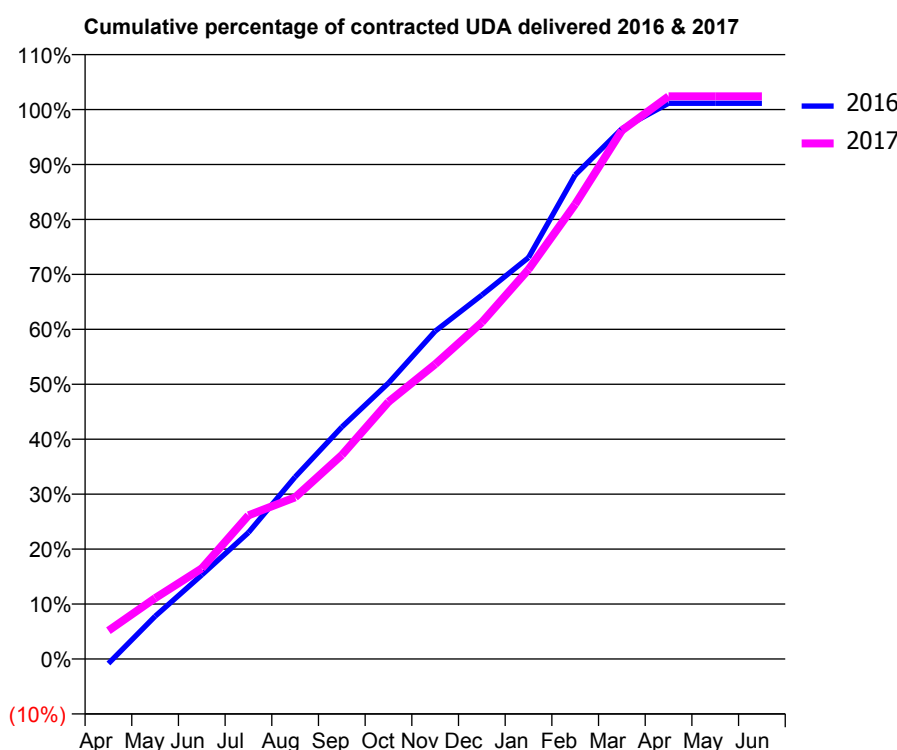
16/17 Contracted general activity (UDA)	5,000
Carry forward general activity (UDA)	-57
16/17 Contracted orthodontic activity (UOA)	0
Carry forward orthodontic activity (UOA)	0
Baseline contract value	£125,559.76

ACCESS*

Patients seen in 24 months	Total	Change since previous quarter
Quarter ending March 2016	1,208	
Quarter ending June 2016	1,218	→
Quarter ending September 2016	1,201	↓
Quarter ending December 2016	1,201	→
Quarter ending March 2017	1,311	↑
Variance since March 2016	8.5%	↑



ACTIVITY



Adjusted Scheduled Activity (UDA)		
Month	2016	2017
April	-41	257
May	389	554
June	765	824
July	1,151	1,308
August	1,657	1,471
September	2,110	1,856
October	2,511	2,339
November	2,983	2,683
December	3,312	3,063
January	3,653	3,545
February	4,405	4,138
March	4,825	4,809
April	5,057	5,120
May	5,057	5,120
June	5,057	5,120

QUALITY

	Quantity	Base Number	Contract	AT	Region	England
% of FP17s for the same patient ID Re-attending within 3 months - Children	78	602	13.0%	9.8%	11.9%	12.3%
% of FP17s for the same patient ID Re-attending within 3 months - Adults	317	1,560	20.3%	15.9%	16.6%	16.7%
% of FP17s for the same patient ID Re-attending between 3 & 9 months - Children	356	602	59.1%	59.0%	60.2%	57.6%
% of FP17s for the same patient ID Re-attending between 3 & 9 months - Adults	879	1,560	56.3%	50.5%	51.5%	50.1%
% of FP17s for Band 1 Urgent Courses	261	2,186	11.9%	9.5%	9.5%	9.1%
% of FP17s Relating to Free Repair or Replacements	12	2,186	0.5%	0.6%	0.7%	0.8%
% of FP17s Relating to Continuations	37	2,186	1.7%	1.1%	1.2%	1.2%
% of Patients satisfied with the dentistry they have received	4	4	N/A	92.4%	93.1%	92.8%
% of Patients satisfied with the time they had to wait for an appointment	4	4	N/A	89.1%	88.8%	88.7%

* This is based on patients treated on this contract for their most recent course of treatment. Figures in italics indicate the base number of FP17s or Patient Questionnaire responses are less than 100. N/A is shown where the base number of responses is less than 10 during the period. % is calculated as Quantity/Base number*100

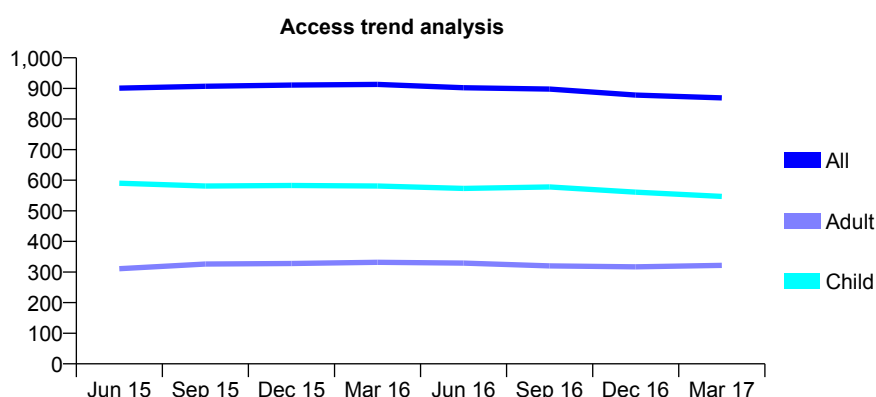
Q68 - Vital Signs At a Glance Contract Report for 898872/0001 - Year end March 2017

Name or company name	Nigel Paul Willis & Mark Stuart Wright
Contract type name	GDS Contract
Purpose of contract	General
Contract start date	01/04/2006
Contract end date	

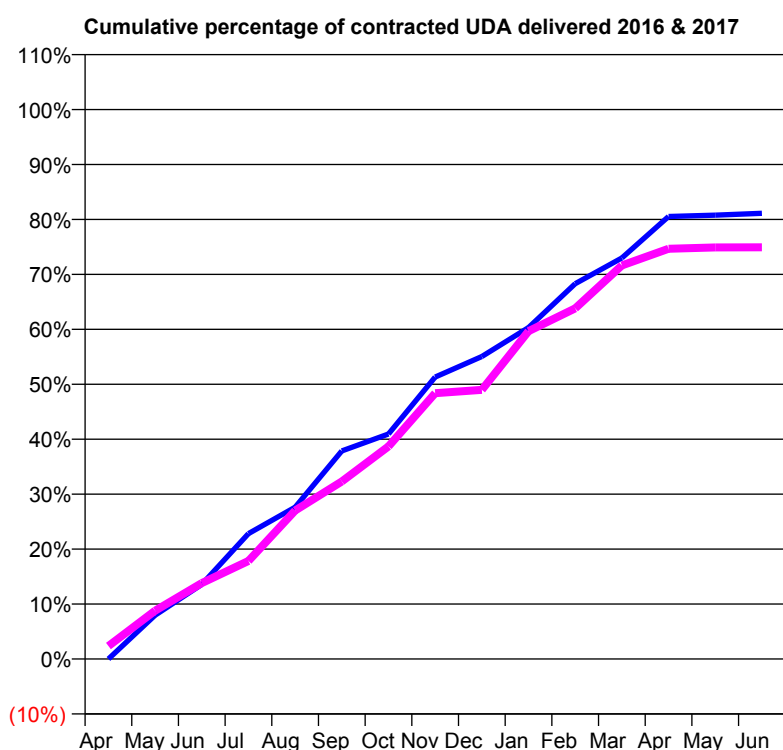
16/17 Contracted general activity (UDA)	3,800
Carry forward general activity (UDA)	0
16/17 Contracted orthodontic activity (UOA)	0
Carry forward orthodontic activity (UOA)	0
Baseline contract value	£110,758.67

ACCESS*

Patients seen in 24 months	Total	Change since previous quarter
Quarter ending March 2016	913	
Quarter ending June 2016	902	↓
Quarter ending September 2016	898	→
Quarter ending December 2016	878	↓
Quarter ending March 2017	869	↓
Variance since March 2016	(4.8%)	↓



ACTIVITY



Adjusted Scheduled Activity (UDA)		
Month	2016	2017
April	0	90
May	303	334
June	516	526
July	867	679
August	1,050	1,027
September	1,439	1,228
October	1,556	1,470
November	1,950	1,838
December	2,092	1,861
January	2,292	2,267
February	2,595	2,425
March	2,774	2,721
April	3,060	2,837
May	3,069	2,846
June	3,082	2,847

QUALITY

	Quantity	Base Number	Contract	AT	Region	England
% of FP17s for the same patient ID Re-attending within 3 months - Children	195	1,131	17.2%	9.8%	11.9%	12.3%
% of FP17s for the same patient ID Re-attending within 3 months - Adults	85	348	24.4%	15.9%	16.6%	16.7%
% of FP17s for the same patient ID Re-attending between 3 & 9 months - Children	690	1,131	61.0%	59.0%	60.2%	57.6%
% of FP17s for the same patient ID Re-attending between 3 & 9 months - Adults	161	348	46.3%	50.5%	51.5%	50.1%
% of FP17s for Band 1 Urgent Courses	7	1,381	0.5%	9.5%	9.5%	9.1%
% of FP17s Relating to Free Repair or Replacements	4	1,381	0.3%	0.6%	0.7%	0.8%
% of FP17s Relating to Continuations	5	1,381	0.4%	1.1%	1.2%	1.2%
% of Patients satisfied with the dentistry they have received	0	0	N/A	92.4%	93.1%	92.8%
% of Patients satisfied with the time they had to wait for an appointment	0	0	N/A	89.1%	88.8%	88.7%

* This is based on patients treated on this contract for their most recent course of treatment. Figures in italics indicate the base number of FP17s or Patient Questionnaire responses are less than 100. N/A is shown where the base number of responses is less than 10 during the period. % is calculated as Quantity/Base number*100

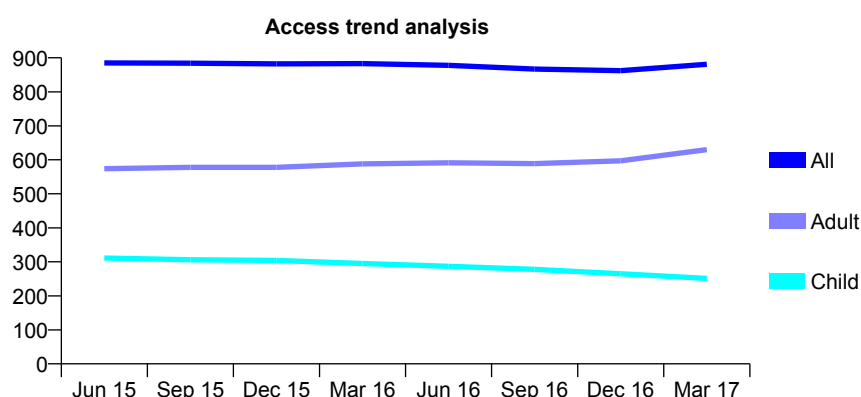
Q68 - Vital Signs At a Glance Contract Report for 906301/0001 - Year end March 2017

Name or company name	Stoneylands Dental Practice
Contract type name	GDS Contract
Purpose of contract	General
Contract start date	01/04/2006
Contract end date	

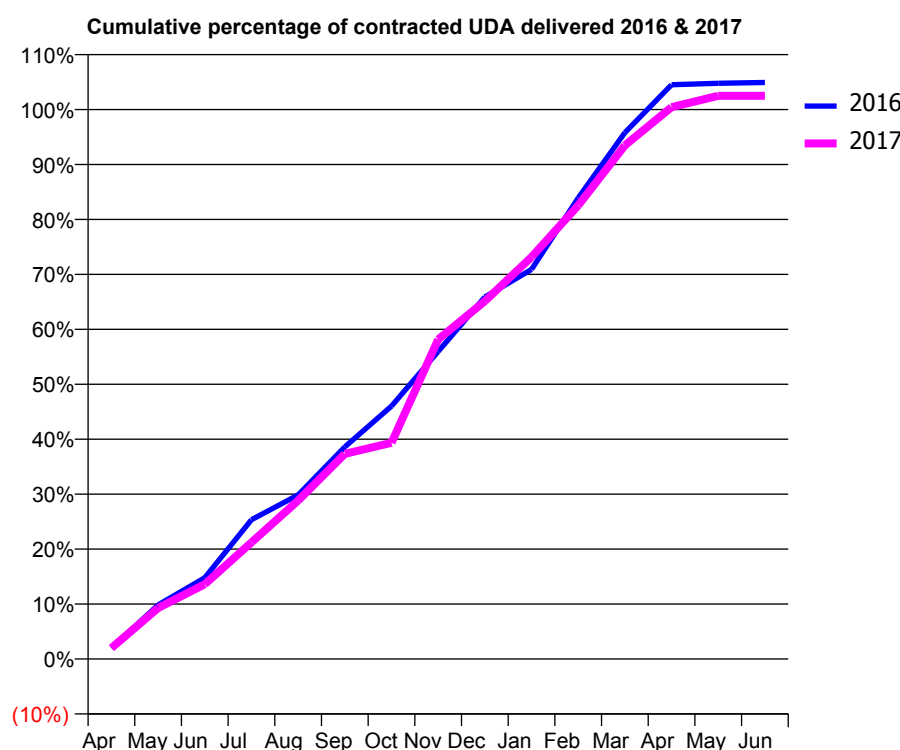
16/17 Contracted general activity (UDA)	2,000
Carry forward general activity (UDA)	-40
16/17 Contracted orthodontic activity (UOA)	0
Carry forward orthodontic activity (UOA)	0
Baseline contract value	£43,795.35

ACCESS*

Patients seen in 24 months	Total	Change since previous quarter
Quarter ending March 2016	883	
Quarter ending June 2016	878	→
Quarter ending September 2016	867	↓
Quarter ending December 2016	862	→
Quarter ending March 2017	881	↑
Variance since March 2016	(0.2%)	→



ACTIVITY



Month	Adjusted Scheduled Activity (UDA)	
	2016	2017
April	40	40
May	197	185
June	296	272
July	507	425
August	597	577
September	772	747
October	920	787
November	1,119	1,163
December	1,317	1,303
January	1,418	1,463
February	1,678	1,651
March	1,916	1,869
April	2,090	2,008
May	2,095	2,050
June	2,098	2,050

QUALITY

	Quantity	Base Number	Contract	AT	Region	England
% of FP17s for the same patient ID Re-attending within 3 months - Children	23	358	6.4%	9.8%	11.9%	12.3%
% of FP17s for the same patient ID Re-attending within 3 months - Adults	87	695	12.5%	15.9%	16.6%	16.7%
% of FP17s for the same patient ID Re-attending between 3 & 9 months - Children	188	358	52.5%	59.0%	60.2%	57.6%
% of FP17s for the same patient ID Re-attending between 3 & 9 months - Adults	292	695	42.0%	50.5%	51.5%	50.1%
% of FP17s for Band 1 Urgent Courses	63	1,040	6.1%	9.5%	9.5%	9.1%
% of FP17s Relating to Free Repair or Replacements	1	1,040	0.1%	0.6%	0.7%	0.8%
% of FP17s Relating to Continuations	6	1,040	0.6%	1.1%	1.2%	1.2%
% of Patients satisfied with the dentistry they have received	0	0	N/A	92.4%	93.1%	92.8%
% of Patients satisfied with the time they had to wait for an appointment	0	0	N/A	89.1%	88.8%	88.7%

* This is based on patients treated on this contract for their most recent course of treatment. Figures in italics indicate the base number of FP17s or Patient Questionnaire responses are less than 100. N/A is shown where the base number of responses is less than 10 during the period. % is calculated as Quantity/Base number*100

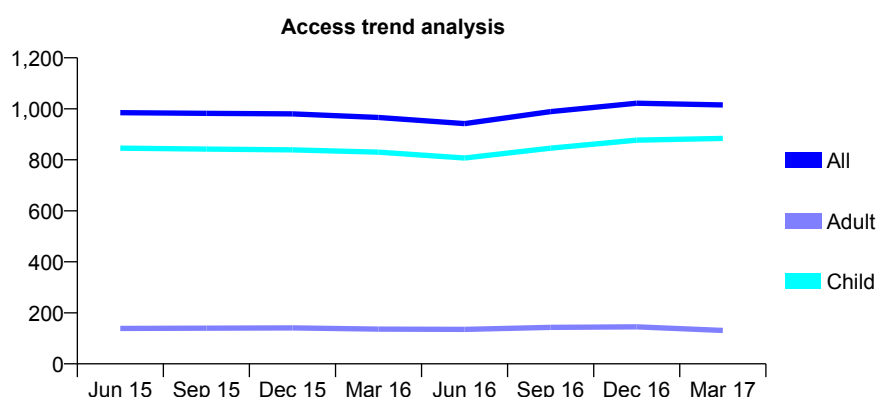
Q68 - Vital Signs At a Glance Contract Report for 906743/0001 - Year end March 2017

Name or company name	MR PS NAYLER
Contract type name	GDS Contract
Purpose of contract	General
Contract start date	01/04/2006
Contract end date	

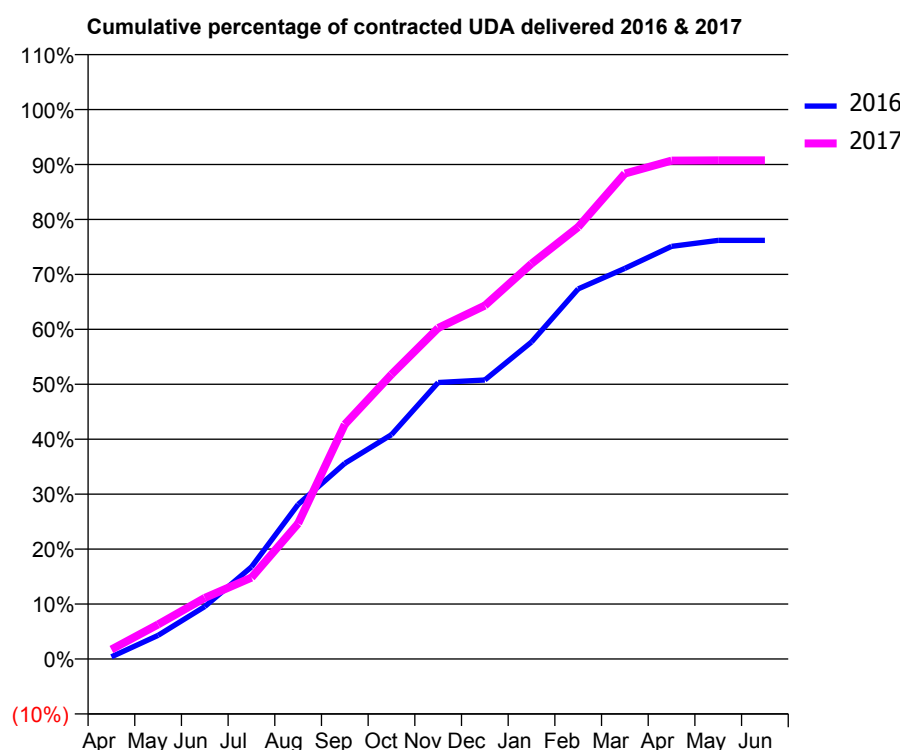
16/17 Contracted general activity (UDA)	1,799
Carry forward general activity (UDA)	0
16/17 Contracted orthodontic activity (UOA)	0
Carry forward orthodontic activity (UOA)	0
Baseline contract value	£38,285.71

ACCESS*

Patients seen in 24 months	Total	Change since previous quarter
Quarter ending March 2016	966	
Quarter ending June 2016	942	↓
Quarter ending September 2016	989	↑
Quarter ending December 2016	1,022	↑
Quarter ending March 2017	1,015	→
Variance since March 2016	5.1%	↑



ACTIVITY



Adjusted Scheduled Activity (UDA)		
Month	2016	2017
April	7	31
May	77	113
June	172	200
July	301	266
August	506	444
September	641	768
October	735	932
November	905	1,084
December	913	1,157
January	1,038	1,294
February	1,212	1,414
March	1,279	1,589
April	1,351	1,632
May	1,371	1,633
June	1,371	1,633

QUALITY

	Quantity	Base Number	Contract	AT	Region	England
% of FP17s for the same patient ID Re-attending within 3 months - Children	85	1,207	7.0%	9.8%	11.9%	12.3%
% of FP17s for the same patient ID Re-attending within 3 months - Adults	6	72	8.3%	15.9%	16.6%	16.7%
% of FP17s for the same patient ID Re-attending between 3 & 9 months - Children	524	1,207	43.4%	59.0%	60.2%	57.6%
% of FP17s for the same patient ID Re-attending between 3 & 9 months - Adults	28	72	38.9%	50.5%	51.5%	50.1%
% of FP17s for Band 1 Urgent Courses	68	1,145	5.9%	9.5%	9.5%	9.1%
% of FP17s Relating to Free Repair or Replacements	1	1,145	0.1%	0.6%	0.7%	0.8%
% of FP17s Relating to Continuations	0	1,145	0.0%	1.1%	1.2%	1.2%
% of Patients satisfied with the dentistry they have received	0	0	N/A	92.4%	93.1%	92.8%
% of Patients satisfied with the time they had to wait for an appointment	0	0	N/A	89.1%	88.8%	88.7%

* This is based on patients treated on this contract for their most recent course of treatment. Figures in italics indicate the base number of FP17s or Patient Questionnaire responses are less than 100. N/A is shown where the base number of responses is less than 10 during the period. % is calculated as Quantity/Base number*100

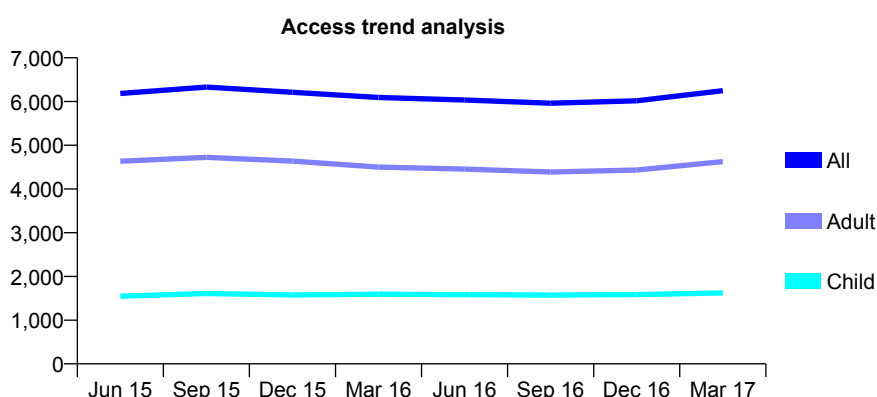
Q68 - Vital Signs At a Glance Contract Report for 906956/0002 - Year end March 2017

Name or company name	MR KW GREY
Contract type name	GDS Contract
Purpose of contract	General
Contract start date	01/04/2006
Contract end date	

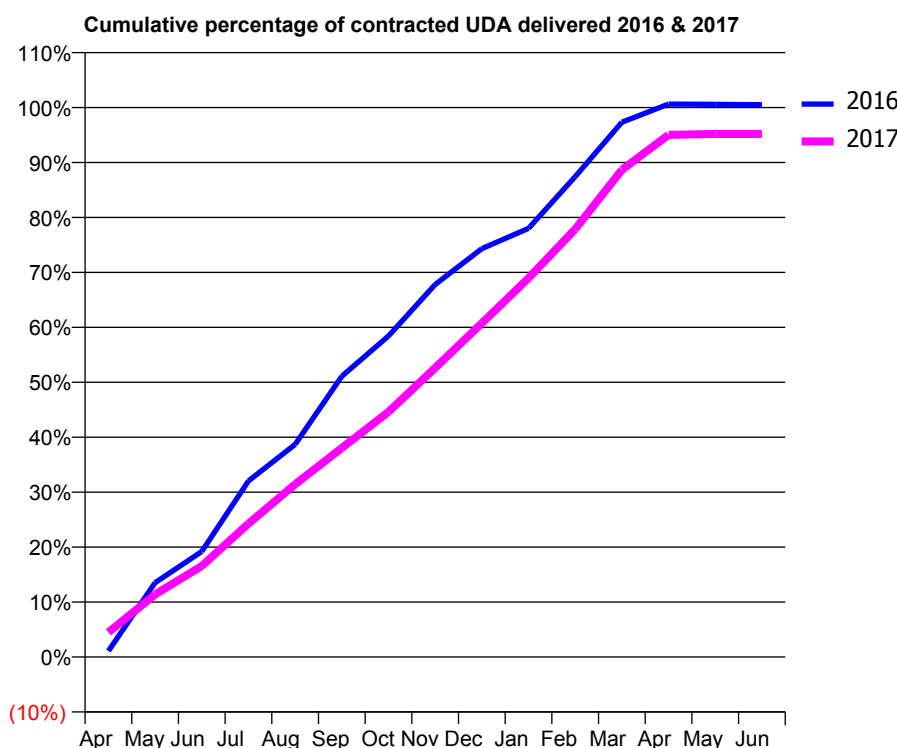
16/17 Contracted general activity (UDA)	21,423
Carry forward general activity (UDA)	-108
16/17 Contracted orthodontic activity (UOA)	0
Carry forward orthodontic activity (UOA)	0
Baseline contract value	£627,810.57

ACCESS*

Patients seen in 24 months	Total	Change since previous quarter
Quarter ending March 2016	6,093	
Quarter ending June 2016	6,035	→
Quarter ending September 2016	5,960	↓
Quarter ending December 2016	6,016	→
Quarter ending March 2017	6,247	↑
Variance since March 2016	2.5%	↑



ACTIVITY



Adjusted Scheduled Activity (UDA)		
Month	2016	2017
April	237	964
May	2,896	2,440
June	4,115	3,550
July	6,867	5,202
August	8,292	6,734
September	10,946	8,147
October	12,514	9,559
November	14,523	11,273
December	15,920	13,017
January	16,713	14,773
February	18,726	16,682
March	20,851	18,995
April	21,555	20,356
May	21,548	20,391
June	21,531	20,394

QUALITY

	Quantity	Base Number	Contract	AT	Region	England
% of FP17s for the same patient ID Re-attending within 3 months - Children	116	1,939	6.0%	9.8%	11.9%	12.3%
% of FP17s for the same patient ID Re-attending within 3 months - Adults	713	5,377	13.3%	15.9%	16.6%	16.7%
% of FP17s for the same patient ID Re-attending between 3 & 9 months - Children	748	1,939	38.6%	59.0%	60.2%	57.6%
% of FP17s for the same patient ID Re-attending between 3 & 9 months - Adults	2,033	5,377	37.8%	50.5%	51.5%	50.1%
% of FP17s for Band 1 Urgent Courses	605	6,944	8.7%	9.5%	9.5%	9.1%
% of FP17s Relating to Free Repair or Replacements	32	6,944	0.5%	0.6%	0.7%	0.8%
% of FP17s Relating to Continuations	15	6,944	0.2%	1.1%	1.2%	1.2%
% of Patients satisfied with the dentistry they have received	9	10	90.0%	92.4%	93.1%	92.8%
% of Patients satisfied with the time they had to wait for an appointment	9	10	90.0%	89.1%	88.8%	88.7%

* This is based on patients treated on this contract for their most recent course of treatment. Figures in italics indicate the base number of FP17s or Patient Questionnaire responses are less than 100. N/A is shown where the base number of responses is less than 10 during the period. % is calculated as Quantity/Base number*100

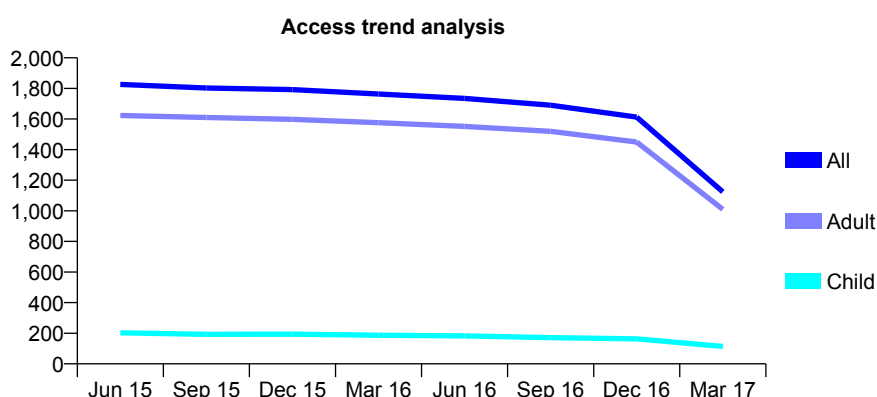
Q68 - Vital Signs At a Glance Contract Report for 907707/0001 - Year end March 2017

Name or company name	Dental Surgery Partnership
Contract type name	GDS Contract
Purpose of contract	General
Contract start date	01/04/2006
Contract end date	

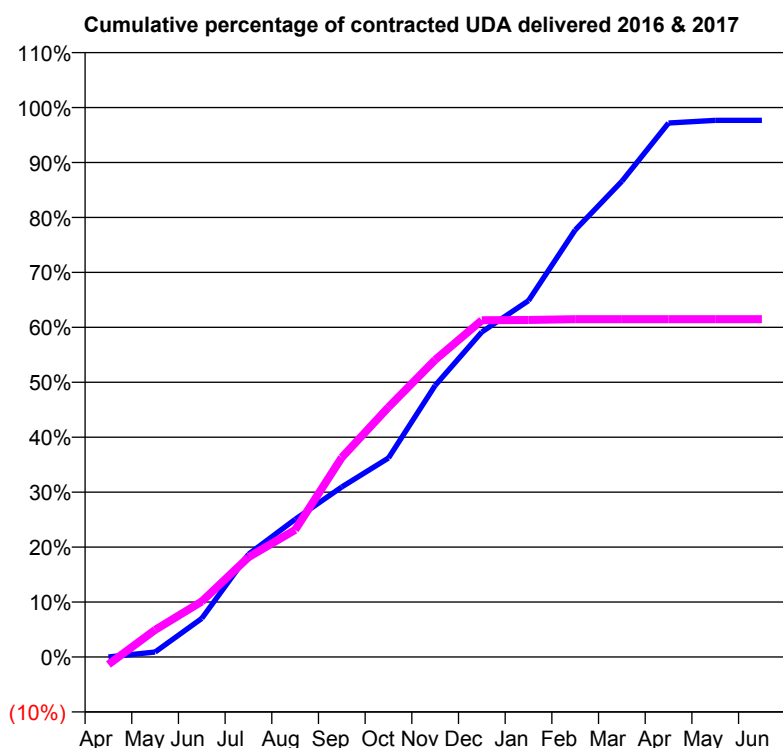
16/17 Contracted general activity (UDA)	6,857
Carry forward general activity (UDA)	161
16/17 Contracted orthodontic activity (UOA)	0
Carry forward orthodontic activity (UOA)	0
Baseline contract value	£164,223.40

ACCESS*

Patients seen in 24 months	Total	Change since previous quarter
Quarter ending March 2016	1,763	
Quarter ending June 2016	1,735	↓
Quarter ending September 2016	1,690	↓
Quarter ending December 2016	1,613	↓
Quarter ending March 2017	1,124	↓
Variance since March 2016	(36.2%)	↓



ACTIVITY



Adjusted Scheduled Activity (UDA)		
Month	2016	2017
April	0	-94
May	62	339
June	481	693
July	1,282	1,246
August	1,718	1,587
September	2,122	2,490
October	2,483	3,117
November	3,389	3,708
December	4,056	4,203
January	4,446	4,206
February	5,328	4,215
March	5,936	4,215
April	6,664	4,215
May	6,697	4,215
June	6,696	4,215

QUALITY

	Quantity	Base Number	Contract	AT	Region	England
% of FP17s for the same patient ID Re-attending within 3 months - Children	8	196	4.1%	9.8%	11.9%	12.3%
% of FP17s for the same patient ID Re-attending within 3 months - Adults	435	2,006	21.7%	15.9%	16.6%	16.7%
% of FP17s for the same patient ID Re-attending between 3 & 9 months - Children	144	196	73.5%	59.0%	60.2%	57.6%
% of FP17s for the same patient ID Re-attending between 3 & 9 months - Adults	1,260	2,006	62.8%	50.5%	51.5%	50.1%
% of FP17s for Band 1 Urgent Courses	126	1,954	6.4%	9.5%	9.5%	9.1%
% of FP17s Relating to Free Repair or Replacements	24	1,954	1.2%	0.6%	0.7%	0.8%
% of FP17s Relating to Continuations	71	1,954	3.6%	1.1%	1.2%	1.2%
% of Patients satisfied with the dentistry they have received	3	3	N/A	92.4%	93.1%	92.8%
% of Patients satisfied with the time they had to wait for an appointment	3	3	N/A	89.1%	88.8%	88.7%

* This is based on patients treated on this contract for their most recent course of treatment. Figures in italics indicate the base number of FP17s or Patient Questionnaire responses are less than 100. N/A is shown where the base number of responses is less than 10 during the period. % is calculated as Quantity/Base number*100

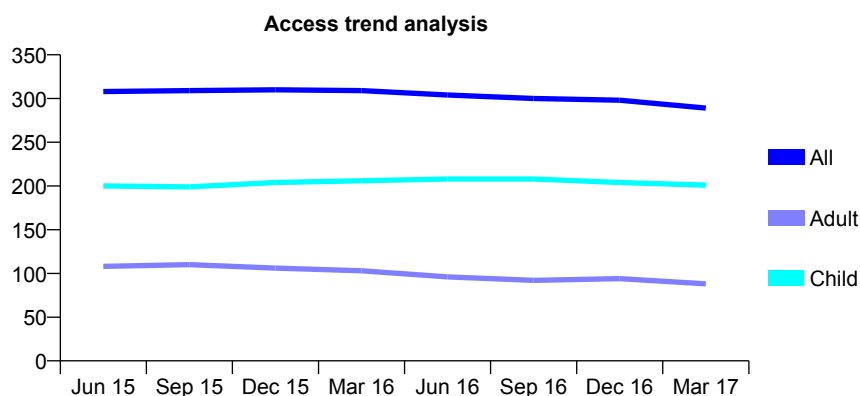
Q68 - Vital Signs At a Glance Contract Report for 911445/0001 - Year end March 2017

Name or company name	MR JE REED
Contract type name	GDS Contract
Purpose of contract	General
Contract start date	01/04/2006
Contract end date	

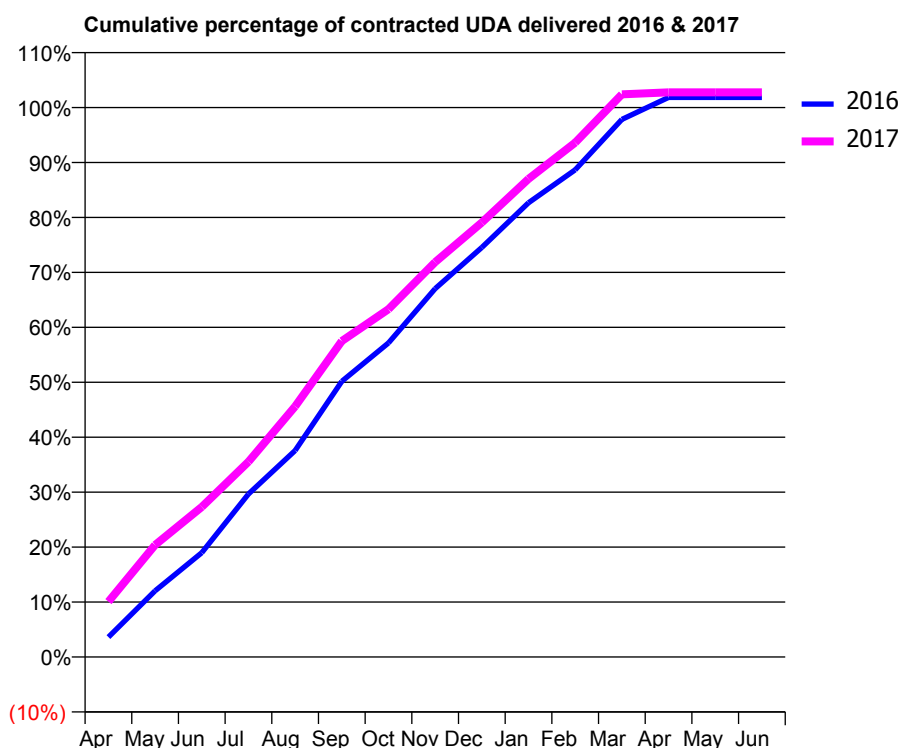
16/17 Contracted general activity (UDA)	825
Carry forward general activity (UDA)	-15
16/17 Contracted orthodontic activity (UOA)	0
Carry forward orthodontic activity (UOA)	0
Baseline contract value	£20,212.76

ACCESS*

Patients seen in 24 months	Total	Change since previous quarter
Quarter ending March 2016	309	
Quarter ending June 2016	304	↓
Quarter ending September 2016	300	↓
Quarter ending December 2016	298	→
Quarter ending March 2017	289	↓
Variance since March 2016	(6.5%)	↓



ACTIVITY



Month	Adjusted Scheduled Activity (UDA)	
	2016	2017
April	30	83
May	99	168
June	157	225
July	245	293
August	310	376
September	414	474
October	472	522
November	553	593
December	615	652
January	682	718
February	731	772
March	807	845
April	840	848
May	840	848
June	840	848

QUALITY

	Quantity	Base Number	Contract	AT	Region	England
% of FP17s for the same patient ID Re-attending within 3 months - Children	74	410	18.0%	9.8%	11.9%	12.3%
% of FP17s for the same patient ID Re-attending within 3 months - Adults	45	134	33.6%	15.9%	16.6%	16.7%
% of FP17s for the same patient ID Re-attending between 3 & 9 months - Children	254	410	62.0%	59.0%	60.2%	57.6%
% of FP17s for the same patient ID Re-attending between 3 & 9 months - Adults	57	134	42.5%	50.5%	51.5%	50.1%
% of FP17s for Band 1 Urgent Courses	49	523	9.4%	9.5%	9.5%	9.1%
% of FP17s Relating to Free Repair or Replacements	0	523	0.0%	0.6%	0.7%	0.8%
% of FP17s Relating to Continuations	1	523	0.2%	1.1%	1.2%	1.2%
% of Patients satisfied with the dentistry they have received	0	0	N/A	92.4%	93.1%	92.8%
% of Patients satisfied with the time they had to wait for an appointment	0	0	N/A	89.1%	88.8%	88.7%

* This is based on patients treated on this contract for their most recent course of treatment. Figures in italics indicate the base number of FP17s or Patient Questionnaire responses are less than 100. N/A is shown where the base number of responses is less than 10 during the period. % is calculated as Quantity/Base number*100

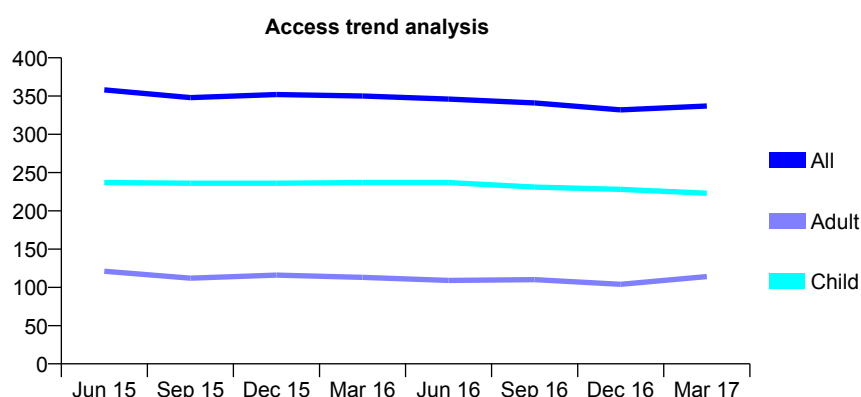
Q68 - Vital Signs At a Glance Contract Report for 911607/0001 - Year end March 2017

Name or company name	MR NJ MARSHALL
Contract type name	GDS Contract
Purpose of contract	General
Contract start date	01/04/2006
Contract end date	

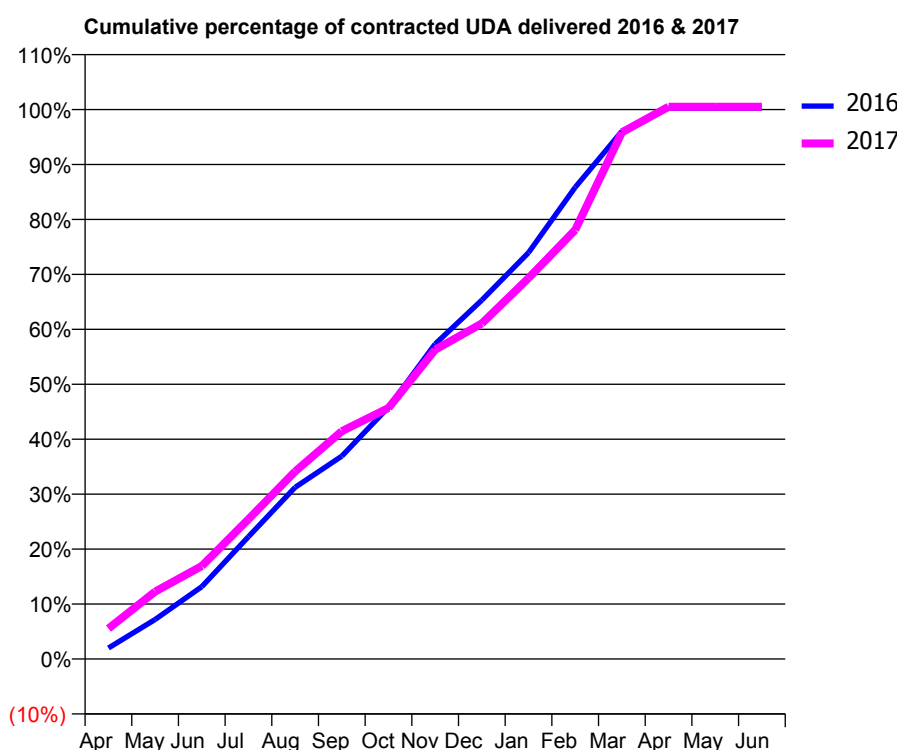
16/17 Contracted general activity (UDA)	756
Carry forward general activity (UDA)	-2
16/17 Contracted orthodontic activity (UOA)	0
Carry forward orthodontic activity (UOA)	0
Baseline contract value	£16,748.42

ACCESS*

Patients seen in 24 months	Total	Change since previous quarter
Quarter ending March 2016	350	
Quarter ending June 2016	346	↓
Quarter ending September 2016	341	↓
Quarter ending December 2016	332	↓
Quarter ending March 2017	337	→
Variance since March 2016	(3.7%)	↓



ACTIVITY



Adjusted Scheduled Activity (UDA)		
Month	2016	2017
April	15	42
May	54	93
June	100	128
July	168	192
August	236	258
September	279	313
October	346	345
November	433	426
December	494	462
January	559	524
February	649	590
March	726	725
April	758	760
May	758	760
June	758	760

QUALITY

	Quantity	Base Number	Contract	AT	Region	England
% of FP17s for the same patient ID Re-attending within 3 months - Children	9	377	2.4%	9.8%	11.9%	12.3%
% of FP17s for the same patient ID Re-attending within 3 months - Adults	13	131	9.9%	15.9%	16.6%	16.7%
% of FP17s for the same patient ID Re-attending between 3 & 9 months - Children	295	377	78.2%	59.0%	60.2%	57.6%
% of FP17s for the same patient ID Re-attending between 3 & 9 months - Adults	75	131	57.3%	50.5%	51.5%	50.1%
% of FP17s for Band 1 Urgent Courses	19	504	3.8%	9.5%	9.5%	9.1%
% of FP17s Relating to Free Repair or Replacements	0	504	0.0%	0.6%	0.7%	0.8%
% of FP17s Relating to Continuations	0	504	0.0%	1.1%	1.2%	1.2%
% of Patients satisfied with the dentistry they have received	0	0	N/A	92.4%	93.1%	92.8%
% of Patients satisfied with the time they had to wait for an appointment	0	0	N/A	89.1%	88.8%	88.7%

* This is based on patients treated on this contract for their most recent course of treatment. Figures in italics indicate the base number of FP17s or Patient Questionnaire responses are less than 100. N/A is shown where the base number of responses is less than 10 during the period. % is calculated as Quantity/Base number*100

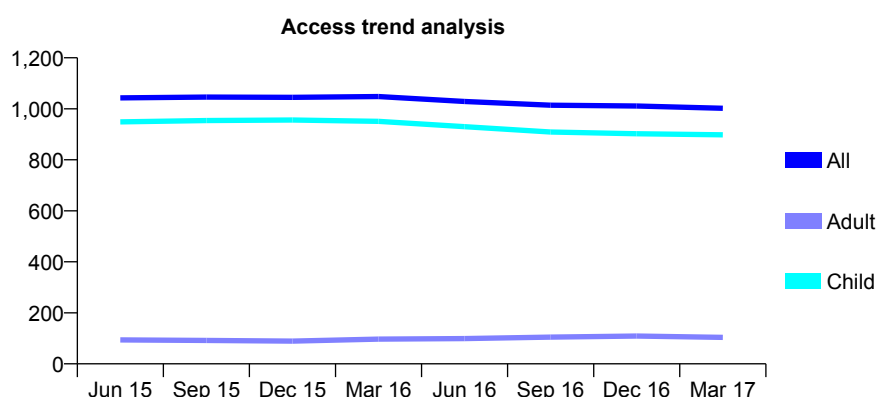
Q68 - Vital Signs At a Glance Contract Report for 913219/0001 - Year end March 2017

Name or company name	MR AO REEVES
Contract type name	GDS Contract
Purpose of contract	General
Contract start date	01/04/2006
Contract end date	

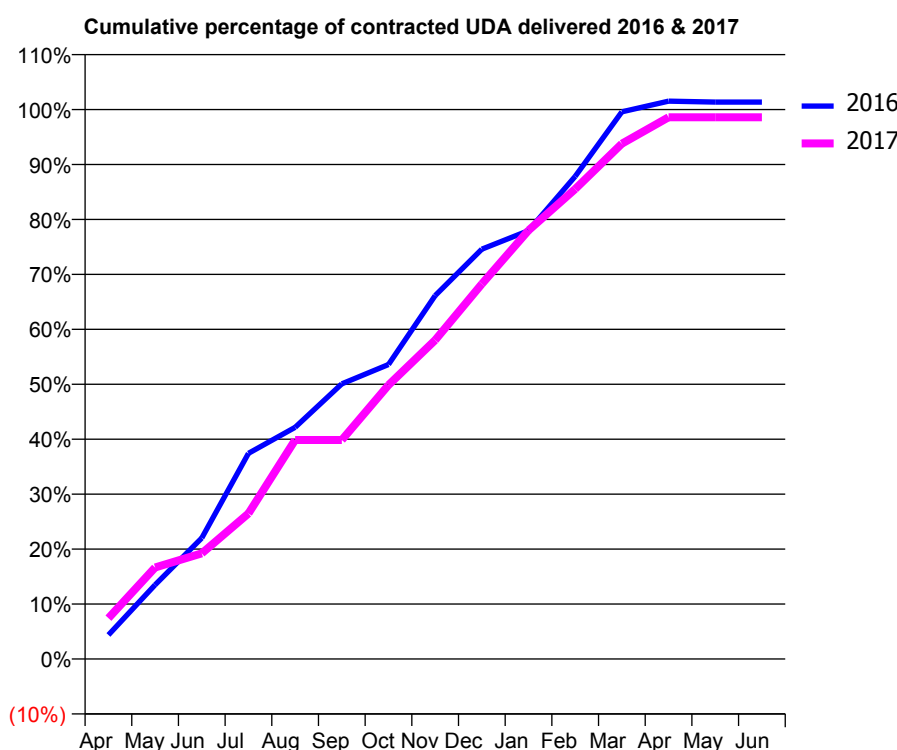
16/17 Contracted general activity (UDA)	1,987
Carry forward general activity (UDA)	-27
16/17 Contracted orthodontic activity (UOA)	0
Carry forward orthodontic activity (UOA)	0
Baseline contract value	£44,155.12

ACCESS*

Patients seen in 24 months	Total	Change since previous quarter
Quarter ending March 2016	1,048	
Quarter ending June 2016	1,029	↓
Quarter ending September 2016	1,014	↓
Quarter ending December 2016	1,011	→
Quarter ending March 2017	1,002	→
Variance since March 2016	(4.4%)	↓



ACTIVITY



Month	Adjusted Scheduled Activity (UDA)	
	2016	2017
April	87	148
May	268	331
June	438	382
July	744	526
August	838	792
September	995	792
October	1,065	991
November	1,314	1,153
December	1,482	1,356
January	1,549	1,550
February	1,745	1,699
March	1,979	1,863
April	2,017	1,959
May	2,014	1,959
June	2,014	1,959

QUALITY

	Quantity	Base Number	Contract	AT	Region	England
% of FP17s for the same patient ID Re-attending within 3 months - Children	39	1,534	2.5%	9.8%	11.9%	12.3%
% of FP17s for the same patient ID Re-attending within 3 months - Adults	0	4	0.0%	15.9%	16.6%	16.7%
% of FP17s for the same patient ID Re-attending between 3 & 9 months - Children	1,219	1,534	79.5%	59.0%	60.2%	57.6%
% of FP17s for the same patient ID Re-attending between 3 & 9 months - Adults	2	4	50.0%	50.5%	51.5%	50.1%
% of FP17s for Band 1 Urgent Courses	30	1,576	1.9%	9.5%	9.5%	9.1%
% of FP17s Relating to Free Repair or Replacements	0	1,576	0.0%	0.6%	0.7%	0.8%
% of FP17s Relating to Continuations	0	1,576	0.0%	1.1%	1.2%	1.2%
% of Patients satisfied with the dentistry they have received	0	0	N/A	92.4%	93.1%	92.8%
% of Patients satisfied with the time they had to wait for an appointment	0	0	N/A	89.1%	88.8%	88.7%

* This is based on patients treated on this contract for their most recent course of treatment. Figures in italics indicate the base number of FP17s or Patient Questionnaire responses are less than 100. N/A is shown where the base number of responses is less than 10 during the period. % is calculated as Quantity/Base number*100

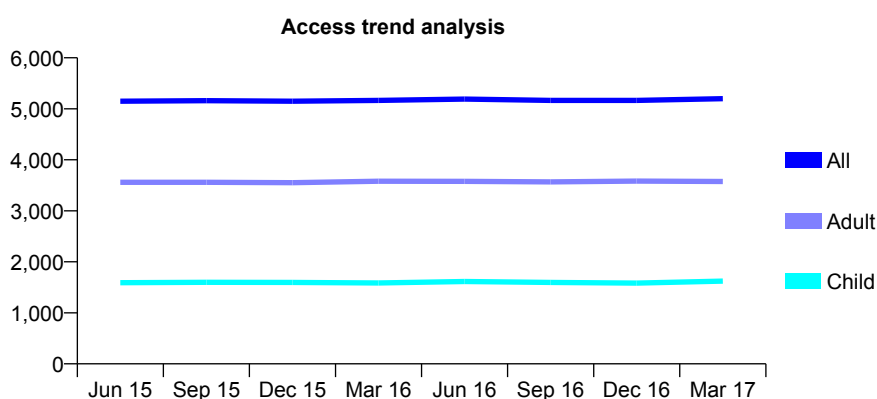
Q68 - Vital Signs At a Glance Contract Report for 913553/0001 - Year end March 2017

Name or company name	MR AM BROWN
Contract type name	GDS Contract
Purpose of contract	General
Contract start date	01/04/2006
Contract end date	

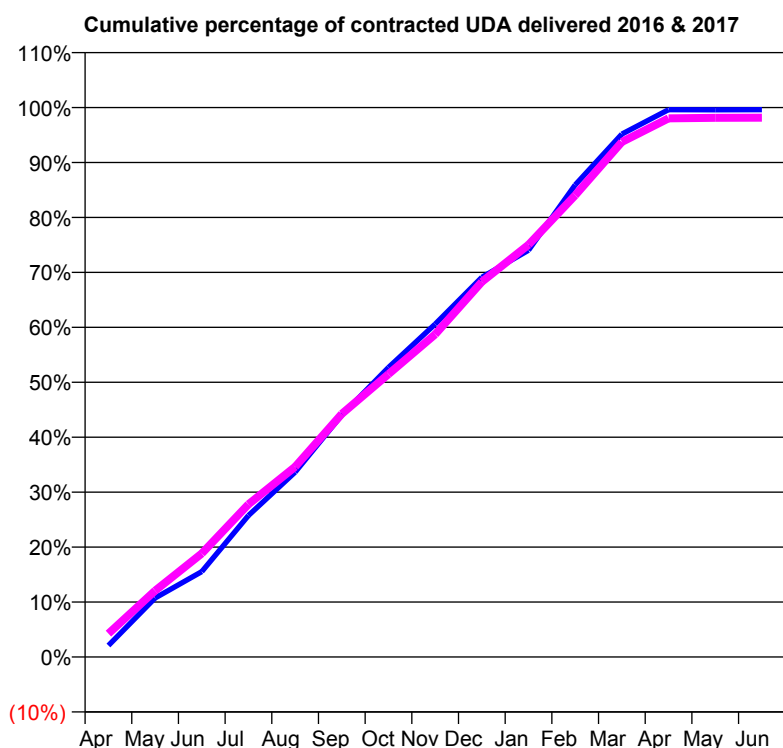
16/17 Contracted general activity (UDA)	11,982
Carry forward general activity (UDA)	47
16/17 Contracted orthodontic activity (UOA)	0
Carry forward orthodontic activity (UOA)	0
Baseline contract value	£280,263.81

ACCESS*

Patients seen in 24 months	Total	Change since previous quarter
Quarter ending March 2016	5,165	
Quarter ending June 2016	5,192	→
Quarter ending September 2016	5,165	→
Quarter ending December 2016	5,166	→
Quarter ending March 2017	5,199	→
Variance since March 2016	0.7%	→



ACTIVITY



Adjusted Scheduled Activity (UDA)		
Month	2016	2017
April	251	510
May	1,285	1,447
June	1,862	2,256
July	3,086	3,332
August	4,032	4,148
September	5,275	5,303
October	6,313	6,169
November	7,258	7,034
December	8,279	8,182
January	8,870	8,989
February	10,295	10,067
March	11,402	11,229
April	11,935	11,745
May	11,931	11,757
June	11,935	11,761

QUALITY

	Quantity	Base Number	Contract	AT	Region	England
% of FP17s for the same patient ID Re-attending within 3 months - Children	123	2,607	4.7%	9.8%	11.9%	12.3%
% of FP17s for the same patient ID Re-attending within 3 months - Adults	532	5,036	10.6%	15.9%	16.6%	16.7%
% of FP17s for the same patient ID Re-attending between 3 & 9 months - Children	1,813	2,607	69.5%	59.0%	60.2%	57.6%
% of FP17s for the same patient ID Re-attending between 3 & 9 months - Adults	2,781	5,036	55.2%	50.5%	51.5%	50.1%
% of FP17s for Band 1 Urgent Courses	594	7,621	7.8%	9.5%	9.5%	9.1%
% of FP17s Relating to Free Repair or Replacements	17	7,621	0.2%	0.6%	0.7%	0.8%
% of FP17s Relating to Continuations	0	7,621	0.0%	1.1%	1.2%	1.2%
% of Patients satisfied with the dentistry they have received	6	6	N/A	92.4%	93.1%	92.8%
% of Patients satisfied with the time they had to wait for an appointment	6	6	N/A	89.1%	88.8%	88.7%

* This is based on patients treated on this contract for their most recent course of treatment. Figures in italics indicate the base number of FP17s or Patient Questionnaire responses are less than 100. N/A is shown where the base number of responses is less than 10 during the period. % is calculated as Quantity/Base number*100

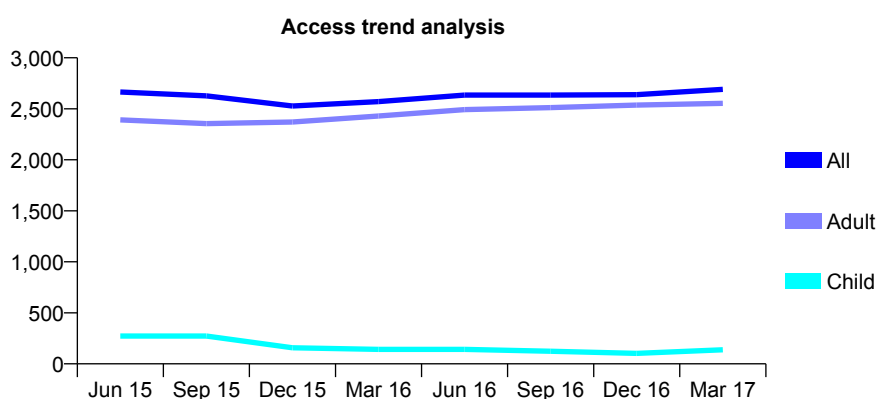
Q68 - Vital Signs At a Glance Contract Report for 914673/0002 - Year end March 2017

Name or company name	MR M SEIFOURI
Contract type name	GDS Contract
Purpose of contract	General
Contract start date	01/08/2011
Contract end date	

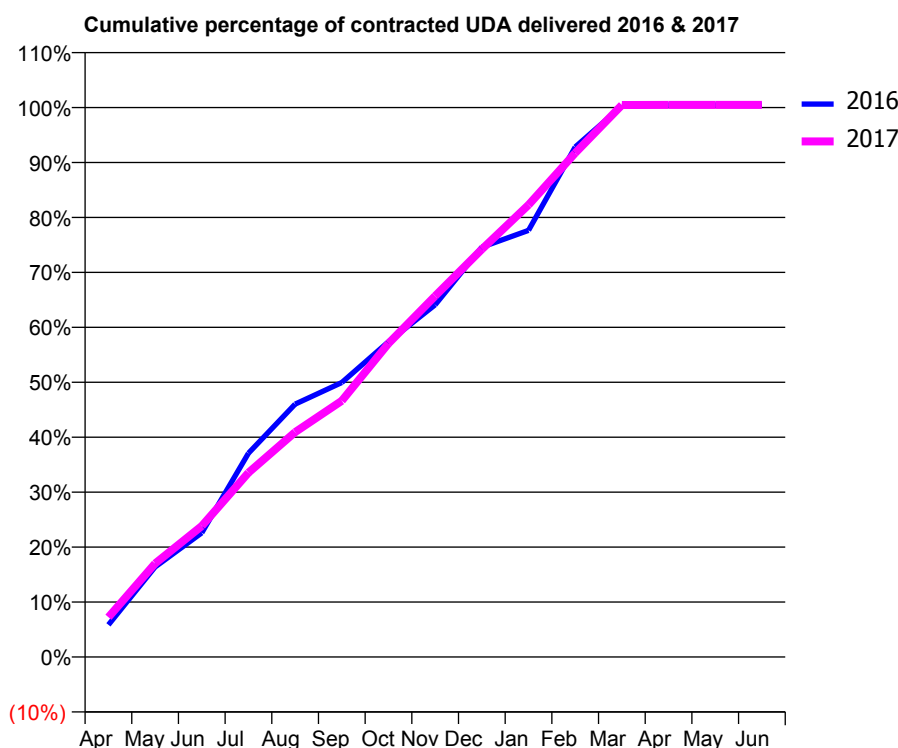
16/17 Contracted general activity (UDA)	7,753
Carry forward general activity (UDA)	-36
16/17 Contracted orthodontic activity (UOA)	0
Carry forward orthodontic activity (UOA)	0
Baseline contract value	£224,006.68

ACCESS*

Patients seen in 24 months	Total	Change since previous quarter
Quarter ending March 2016	2,571	
Quarter ending June 2016	2,634	↑
Quarter ending September 2016	2,635	→
Quarter ending December 2016	2,639	→
Quarter ending March 2017	2,691	→
Variance since March 2016	4.7%	↑



ACTIVITY



Adjusted Scheduled Activity (UDA)		
Month	2016	2017
April	455	562
May	1,272	1,320
June	1,753	1,848
July	2,876	2,602
August	3,569	3,174
September	3,873	3,616
October	4,448	4,423
November	4,970	5,093
December	5,783	5,753
January	6,020	6,379
February	7,195	7,110
March	7,773	7,788
April	7,789	7,790
May	7,789	7,790
June	7,789	7,790

QUALITY

	Quantity	Base Number	Contract	AT	Region	England
% of FP17s for the same patient ID Re-attending within 3 months - Children	4	191	2.1%	9.8%	11.9%	12.3%
% of FP17s for the same patient ID Re-attending within 3 months - Adults	223	3,086	7.2%	15.9%	16.6%	16.7%
% of FP17s for the same patient ID Re-attending between 3 & 9 months - Children	18	191	9.4%	59.0%	60.2%	57.6%
% of FP17s for the same patient ID Re-attending between 3 & 9 months - Adults	1,139	3,086	36.9%	50.5%	51.5%	50.1%
% of FP17s for Band 1 Urgent Courses	43	3,270	1.3%	9.5%	9.5%	9.1%
% of FP17s Relating to Free Repair or Replacements	0	3,270	0.0%	0.6%	0.7%	0.8%
% of FP17s Relating to Continuations	0	3,270	0.0%	1.1%	1.2%	1.2%
% of Patients satisfied with the dentistry they have received	3	3	N/A	92.4%	93.1%	92.8%
% of Patients satisfied with the time they had to wait for an appointment	3	3	N/A	89.1%	88.8%	88.7%

* This is based on patients treated on this contract for their most recent course of treatment. Figures in italics indicate the base number of FP17s or Patient Questionnaire responses are less than 100. N/A is shown where the base number of responses is less than 10 during the period. % is calculated as Quantity/Base number*100

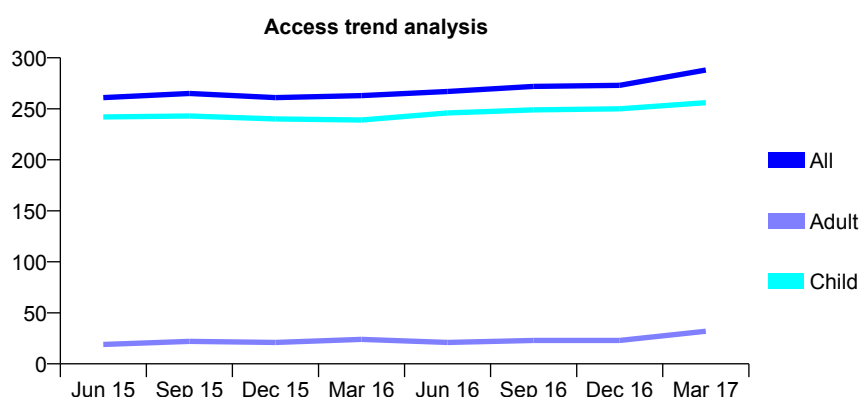
Q68 - Vital Signs At a Glance Contract Report for 916994/0001 - Year end March 2017

Name or company name	MR MD SETTERS
Contract type name	GDS Contract
Purpose of contract	General
Contract start date	01/04/2006
Contract end date	

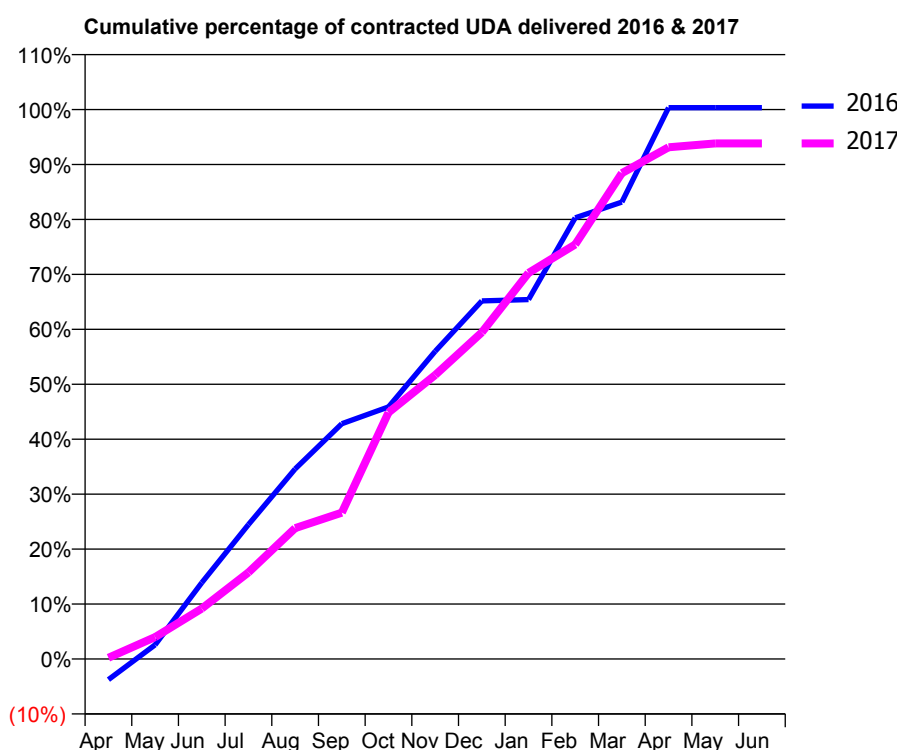
16/17 Contracted general activity (UDA)	425
Carry forward general activity (UDA)	-1
16/17 Contracted orthodontic activity (UOA)	0
Carry forward orthodontic activity (UOA)	0
Baseline contract value	£10,301.29

ACCESS*

Patients seen in 24 months	Total	Change since previous quarter
Quarter ending March 2016	263	
Quarter ending June 2016	267	→
Quarter ending September 2016	272	→
Quarter ending December 2016	273	→
Quarter ending March 2017	288	↑
Variance since March 2016	9.5%	↑



ACTIVITY



Month	Adjusted Scheduled Activity (UDA)	
	2016	2017
April	-16	1
May	11	17
June	59	39
July	104	67
August	147	101
September	182	113
October	195	191
November	238	220
December	277	253
January	278	299
February	341	321
March	353	376
April	426	396
May	426	399
June	426	399

QUALITY

	Quantity	Base Number	Contract	AT	Region	England
% of FP17s for the same patient ID Re-attending within 3 months - Children	14	382	3.7%	9.8%	11.9%	12.3%
% of FP17s for the same patient ID Re-attending within 3 months - Adults	0	0	N/A	15.9%	16.6%	16.7%
% of FP17s for the same patient ID Re-attending between 3 & 9 months - Children	202	382	52.9%	59.0%	60.2%	57.6%
% of FP17s for the same patient ID Re-attending between 3 & 9 months - Adults	0	0	N/A	50.5%	51.5%	50.1%
% of FP17s for Band 1 Urgent Courses	4	340	1.2%	9.5%	9.5%	9.1%
% of FP17s Relating to Free Repair or Replacements	0	340	0.0%	0.6%	0.7%	0.8%
% of FP17s Relating to Continuations	0	340	0.0%	1.1%	1.2%	1.2%
% of Patients satisfied with the dentistry they have received	1	1	N/A	92.4%	93.1%	92.8%
% of Patients satisfied with the time they had to wait for an appointment	1	1	N/A	89.1%	88.8%	88.7%

* This is based on patients treated on this contract for their most recent course of treatment. Figures in italics indicate the base number of FP17s or Patient Questionnaire responses are less than 100. N/A is shown where the base number of responses is less than 10 during the period. % is calculated as Quantity/Base number*100

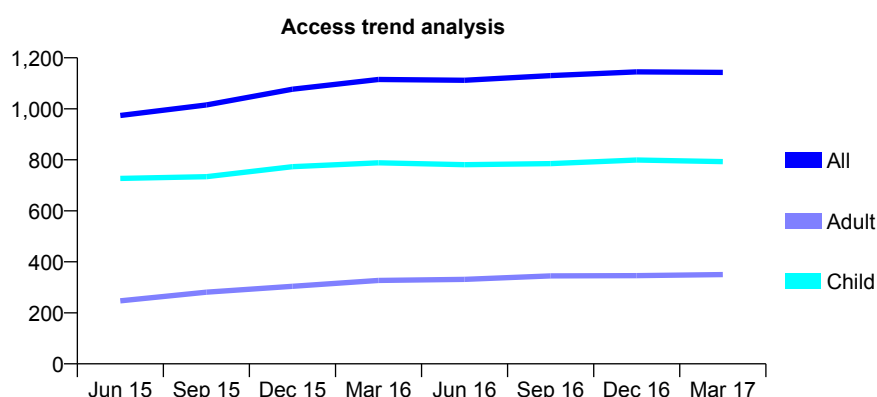
Q68 - Vital Signs At a Glance Contract Report for 917982/0001 - Year end March 2017

Name or company name	MISS M SPEAKMAN
Contract type name	GDS Contract
Purpose of contract	General
Contract start date	01/04/2014
Contract end date	

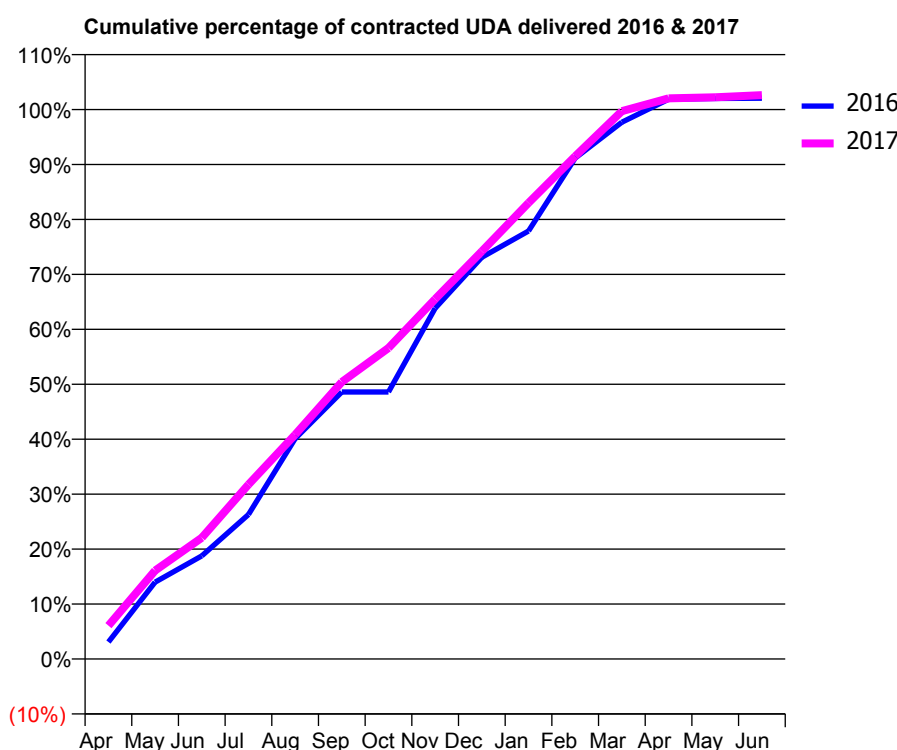
16/17 Contracted general activity (UDA)	2,100
Carry forward general activity (UDA)	-42
16/17 Contracted orthodontic activity (UOA)	0
Carry forward orthodontic activity (UOA)	0
Baseline contract value	£46,663.96

ACCESS*

Patients seen in 24 months	Total	Change since previous quarter
Quarter ending March 2016	1,115	
Quarter ending June 2016	1,112	→
Quarter ending September 2016	1,130	→
Quarter ending December 2016	1,145	→
Quarter ending March 2017	1,143	→
Variance since March 2016	2.5%	↑



ACTIVITY



Adjusted Scheduled Activity (UDA)		
Month	2016	2017
April	65	128
May	294	338
June	394	463
July	552	667
August	842	857
September	1,020	1,059
October	1,020	1,189
November	1,340	1,376
December	1,535	1,558
January	1,636	1,743
February	1,914	1,921
March	2,052	2,094
April	2,139	2,143
May	2,142	2,147
June	2,143	2,155

QUALITY

	Quantity	Base Number	Contract	AT	Region	England
% of FP17s for the same patient ID Re-attending within 3 months - Children	61	1,274	4.8%	9.8%	11.9%	12.3%
% of FP17s for the same patient ID Re-attending within 3 months - Adults	25	364	6.9%	15.9%	16.6%	16.7%
% of FP17s for the same patient ID Re-attending between 3 & 9 months - Children	877	1,274	68.8%	59.0%	60.2%	57.6%
% of FP17s for the same patient ID Re-attending between 3 & 9 months - Adults	205	364	56.3%	50.5%	51.5%	50.1%
% of FP17s for Band 1 Urgent Courses	64	1,609	4.0%	9.5%	9.5%	9.1%
% of FP17s Relating to Free Repair or Replacements	1	1,609	0.1%	0.6%	0.7%	0.8%
% of FP17s Relating to Continuations	0	1,609	0.0%	1.1%	1.2%	1.2%
% of Patients satisfied with the dentistry they have received	3	3	N/A	92.4%	93.1%	92.8%
% of Patients satisfied with the time they had to wait for an appointment	3	3	N/A	89.1%	88.8%	88.7%

* This is based on patients treated on this contract for their most recent course of treatment. Figures in italics indicate the base number of FP17s or Patient Questionnaire responses are less than 100. N/A is shown where the base number of responses is less than 10 during the period. % is calculated as Quantity/Base number*100

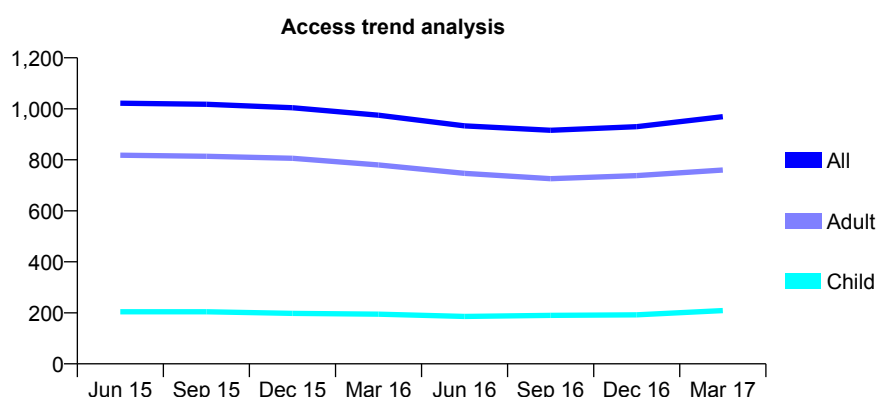
Q68 - Vital Signs At a Glance Contract Report for 919977/0001 - Year end March 2017

Name or company name	MS JF ROYLE
Contract type name	GDS Contract
Purpose of contract	General
Contract start date	01/04/2006
Contract end date	

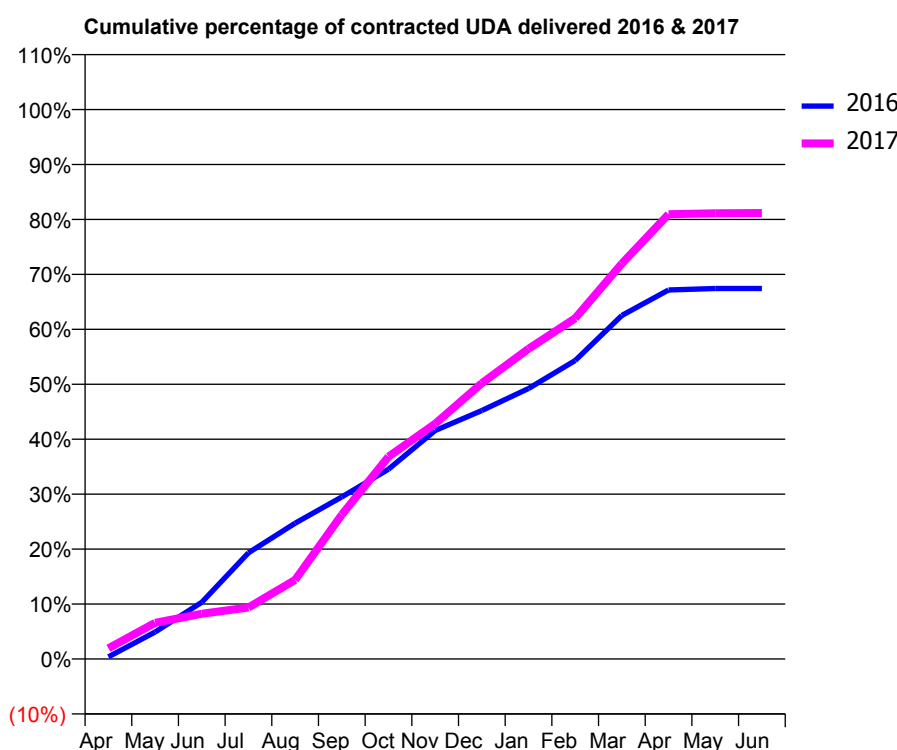
16/17 Contracted general activity (UDA)	2,800
Carry forward general activity (UDA)	0
16/17 Contracted orthodontic activity (UOA)	0
Carry forward orthodontic activity (UOA)	0
Baseline contract value	£70,297.55

ACCESS*

Patients seen in 24 months	Total	Change since previous quarter
Quarter ending March 2016	975	
Quarter ending June 2016	933	↓
Quarter ending September 2016	916	↓
Quarter ending December 2016	930	→
Quarter ending March 2017	969	↑
Variance since March 2016	(0.6%)	→



ACTIVITY



Adjusted Scheduled Activity (UDA)		
Month	2016	2017
April	12	54
May	152	185
June	320	231
July	599	262
August	766	403
September	914	735
October	1,071	1,031
November	1,289	1,199
December	1,402	1,405
January	1,526	1,581
February	1,684	1,736
March	1,938	2,015
April	2,082	2,266
May	2,090	2,271
June	2,090	2,272

QUALITY

	Quantity	Base Number	Contract	AT	Region	England
% of FP17s for the same patient ID Re-attending within 3 months - Children	14	228	6.1%	9.8%	11.9%	12.3%
% of FP17s for the same patient ID Re-attending within 3 months - Adults	84	817	10.3%	15.9%	16.6%	16.7%
% of FP17s for the same patient ID Re-attending between 3 & 9 months - Children	79	228	34.6%	59.0%	60.2%	57.6%
% of FP17s for the same patient ID Re-attending between 3 & 9 months - Adults	267	817	32.7%	50.5%	51.5%	50.1%
% of FP17s for Band 1 Urgent Courses	162	1,079	15.0%	9.5%	9.5%	9.1%
% of FP17s Relating to Free Repair or Replacements	12	1,079	1.1%	0.6%	0.7%	0.8%
% of FP17s Relating to Continuations	10	1,079	0.9%	1.1%	1.2%	1.2%
% of Patients satisfied with the dentistry they have received	1	1	N/A	92.4%	93.1%	92.8%
% of Patients satisfied with the time they had to wait for an appointment	1	1	N/A	89.1%	88.8%	88.7%

* This is based on patients treated on this contract for their most recent course of treatment. Figures in italics indicate the base number of FP17s or Patient Questionnaire responses are less than 100. N/A is shown where the base number of responses is less than 10 during the period. % is calculated as Quantity/Base number*100

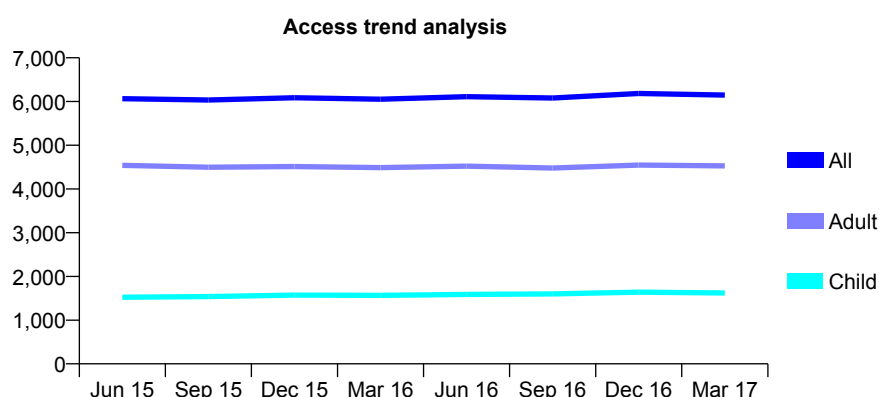
Q68 - Vital Signs At a Glance Contract Report for 921645/0004 - Year end March 2017

Name or company name	Brightsmile Dental Care (Tadworth)
Contract type name	GDS Contract
Purpose of contract	General
Contract start date	01/04/2006
Contract end date	

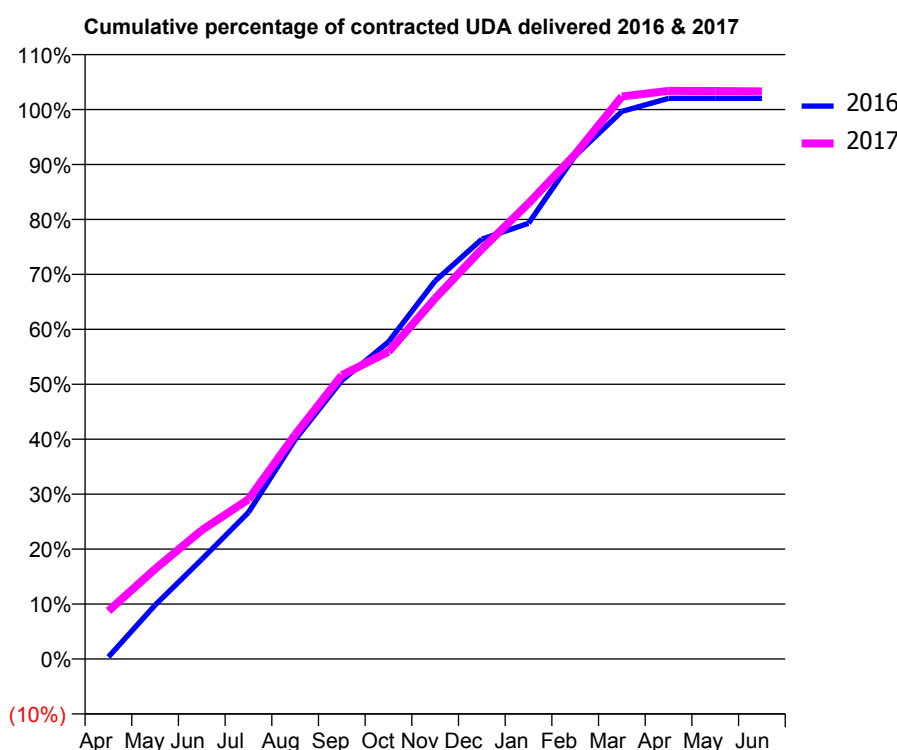
16/17 Contracted general activity (UDA)	16,552
Carry forward general activity (UDA)	-331
16/17 Contracted orthodontic activity (UOA)	0
Carry forward orthodontic activity (UOA)	0
Baseline contract value	£444,378.07

ACCESS*

Patients seen in 24 months	Total	Change since previous quarter
Quarter ending March 2016	6,054	
Quarter ending June 2016	6,111	→
Quarter ending September 2016	6,079	→
Quarter ending December 2016	6,183	→
Quarter ending March 2017	6,147	→
Variance since March 2016	1.5%	→



ACTIVITY



Adjusted Scheduled Activity (UDA)		
Month	2016	2017
April	62	1,450
May	1,624	2,713
June	3,002	3,881
July	4,415	4,809
August	6,611	6,757
September	8,390	8,549
October	9,554	9,258
November	11,390	10,863
December	12,645	12,351
January	13,126	13,727
February	15,163	15,207
March	16,494	16,945
April	16,889	17,112
May	16,887	17,109
June	16,887	17,097

QUALITY

	Quantity	Base Number	Contract	AT	Region	England
% of FP17s for the same patient ID Re-attending within 3 months - Children	104	2,099	5.0%	9.8%	11.9%	12.3%
% of FP17s for the same patient ID Re-attending within 3 months - Adults	469	5,177	9.1%	15.9%	16.6%	16.7%
% of FP17s for the same patient ID Re-attending between 3 & 9 months - Children	1,103	2,099	52.5%	59.0%	60.2%	57.6%
% of FP17s for the same patient ID Re-attending between 3 & 9 months - Adults	2,400	5,177	46.4%	50.5%	51.5%	50.1%
% of FP17s for Band 1 Urgent Courses	394	6,863	5.7%	9.5%	9.5%	9.1%
% of FP17s Relating to Free Repair or Replacements	16	6,863	0.2%	0.6%	0.7%	0.8%
% of FP17s Relating to Continuations	13	6,863	0.2%	1.1%	1.2%	1.2%
% of Patients satisfied with the dentistry they have received	25	26	96.2%	92.4%	93.1%	92.8%
% of Patients satisfied with the time they had to wait for an appointment	25	26	96.2%	89.1%	88.8%	88.7%

* This is based on patients treated on this contract for their most recent course of treatment. Figures in italics indicate the base number of FP17s or Patient Questionnaire responses are less than 100. N/A is shown where the base number of responses is less than 10 during the period. % is calculated as Quantity/Base number*100

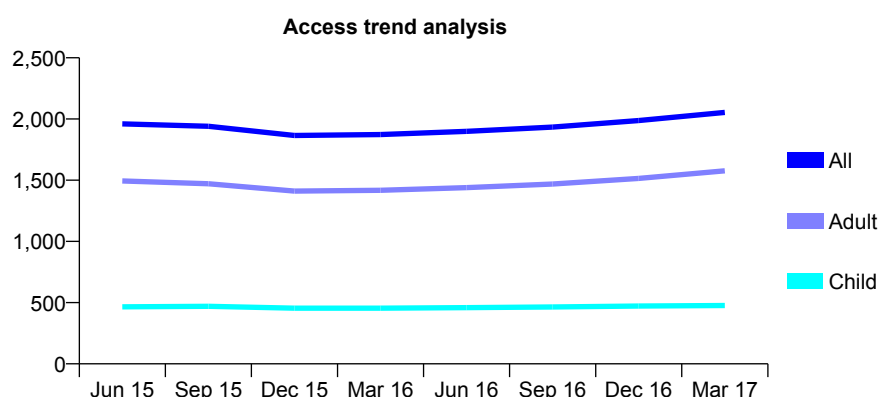
Q68 - Vital Signs At a Glance Contract Report for 921645/0005 - Year end March 2017

Name or company name	Brightsmile Dental Care (Epsom)
Contract type name	GDS Contract
Purpose of contract	General
Contract start date	04/11/2009
Contract end date	

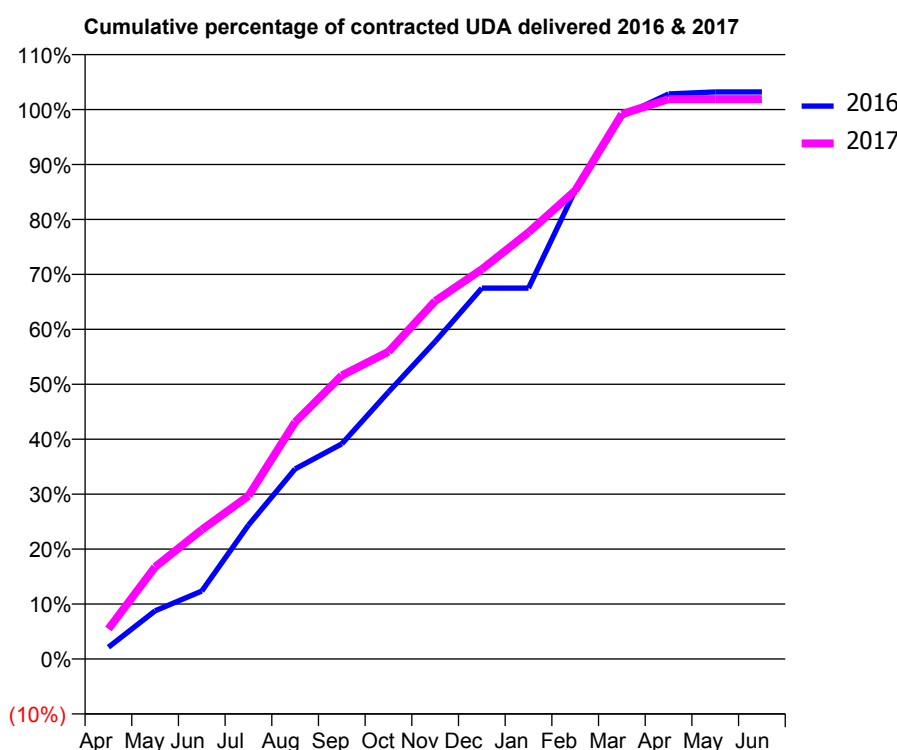
16/17 Contracted general activity (UDA)	5,000
Carry forward general activity (UDA)	-100
16/17 Contracted orthodontic activity (UOA)	0
Carry forward orthodontic activity (UOA)	0
Baseline contract value	£134,236.96

ACCESS*

Patients seen in 24 months	Total	Change since previous quarter
Quarter ending March 2016	1,873	
Quarter ending June 2016	1,899	→
Quarter ending September 2016	1,934	→
Quarter ending December 2016	1,987	↑
Quarter ending March 2017	2,054	↑
Variance since March 2016	9.7%	↑



ACTIVITY



Adjusted Scheduled Activity (UDA)		
Month	2016	2017
April	107	274
May	438	838
June	618	1,176
July	1,219	1,485
August	1,730	2,155
September	1,957	2,580
October	2,429	2,796
November	2,889	3,257
December	3,375	3,546
January	3,375	3,883
February	4,265	4,262
March	4,940	4,958
April	5,142	5,095
May	5,160	5,095
June	5,160	5,095

QUALITY

	Quantity	Base Number	Contract	AT	Region	England
% of FP17s for the same patient ID Re-attending within 3 months - Children	32	610	5.2%	9.8%	11.9%	12.3%
% of FP17s for the same patient ID Re-attending within 3 months - Adults	157	1,651	9.5%	15.9%	16.6%	16.7%
% of FP17s for the same patient ID Re-attending between 3 & 9 months - Children	338	610	55.4%	59.0%	60.2%	57.6%
% of FP17s for the same patient ID Re-attending between 3 & 9 months - Adults	618	1,651	37.4%	50.5%	51.5%	50.1%
% of FP17s for Band 1 Urgent Courses	84	1,986	4.2%	9.5%	9.5%	9.1%
% of FP17s Relating to Free Repair or Replacements	3	1,986	0.2%	0.6%	0.7%	0.8%
% of FP17s Relating to Continuations	0	1,986	0.0%	1.1%	1.2%	1.2%
% of Patients satisfied with the dentistry they have received	5	5	N/A	92.4%	93.1%	92.8%
% of Patients satisfied with the time they had to wait for an appointment	5	5	N/A	89.1%	88.8%	88.7%

* This is based on patients treated on this contract for their most recent course of treatment. Figures in italics indicate the base number of FP17s or Patient Questionnaire responses are less than 100. N/A is shown where the base number of responses is less than 10 during the period. % is calculated as Quantity/Base number*100

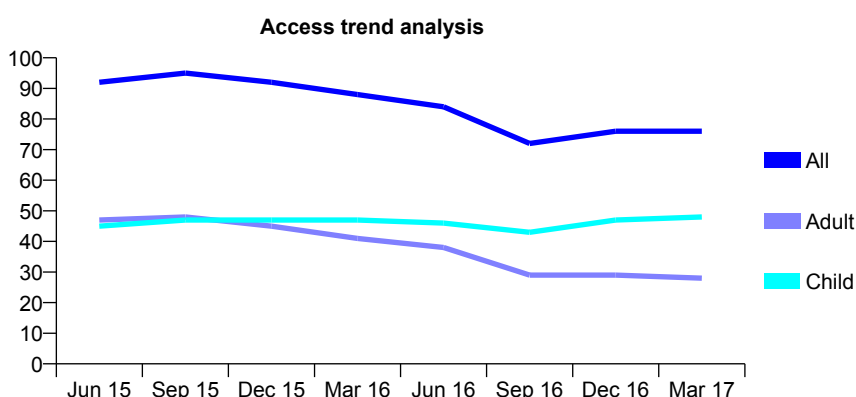
Q68 - Vital Signs At a Glance Contract Report for 921653/0001 - Year end March 2017

Name or company name	MS RN CHADHA
Contract type name	GDS Contract
Purpose of contract	General
Contract start date	01/04/2006
Contract end date	

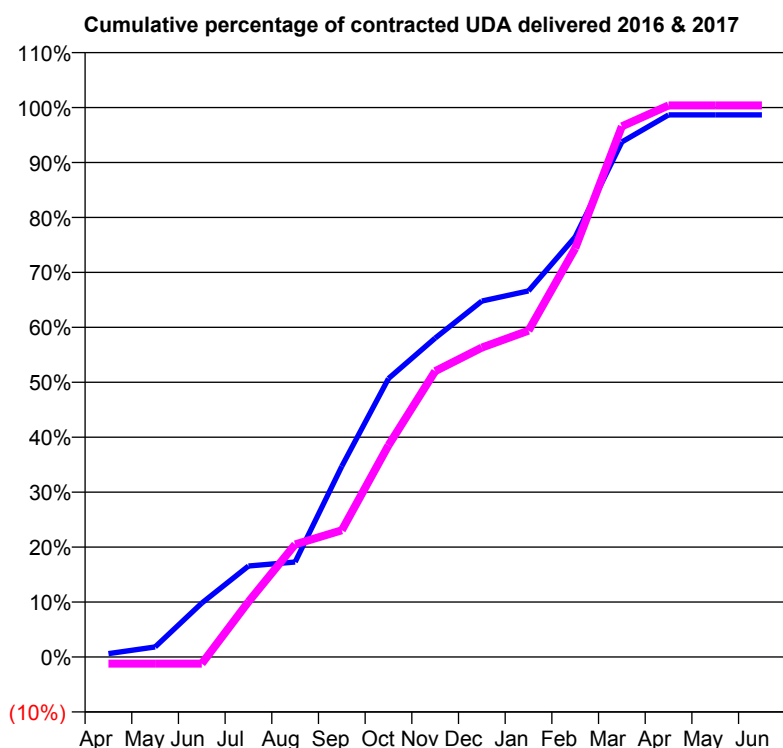
16/17 Contracted general activity (UDA)	163
Carry forward general activity (UDA)	2
16/17 Contracted orthodontic activity (UOA)	0
Carry forward orthodontic activity (UOA)	0
Baseline contract value	£4,092.33

ACCESS*

Patients seen in 24 months	Total	Change since previous quarter
Quarter ending March 2016	88	
Quarter ending June 2016	84	↓
Quarter ending September 2016	72	↓
Quarter ending December 2016	76	↑
Quarter ending March 2017	76	→
Variance since March 2016	(13.6%)	↓



ACTIVITY



Adjusted Scheduled Activity (UDA)		
Month	2016	2017
April	1	-2
May	3	-2
June	16	-2
July	27	16
August	28	33
September	57	38
October	83	63
November	95	85
December	106	92
January	109	97
February	125	121
March	153	157
April	161	164
May	161	164
June	161	164

QUALITY

	Quantity	Base Number	Contract	AT	Region	England
% of FP17s for the same patient ID Re-attending within 3 months - Children	3	64	4.7%	9.8%	11.9%	12.3%
% of FP17s for the same patient ID Re-attending within 3 months - Adults	0	20	0.0%	15.9%	16.6%	16.7%
% of FP17s for the same patient ID Re-attending between 3 & 9 months - Children	44	64	68.8%	59.0%	60.2%	57.6%
% of FP17s for the same patient ID Re-attending between 3 & 9 months - Adults	3	20	15.0%	50.5%	51.5%	50.1%
% of FP17s for Band 1 Urgent Courses	8	84	9.5%	9.5%	9.5%	9.1%
% of FP17s Relating to Free Repair or Replacements	0	84	0.0%	0.6%	0.7%	0.8%
% of FP17s Relating to Continuations	0	84	0.0%	1.1%	1.2%	1.2%
% of Patients satisfied with the dentistry they have received	0	0	N/A	92.4%	93.1%	92.8%
% of Patients satisfied with the time they had to wait for an appointment	0	0	N/A	89.1%	88.8%	88.7%

* This is based on patients treated on this contract for their most recent course of treatment. Figures in italics indicate the base number of FP17s or Patient Questionnaire responses are less than 100. N/A is shown where the base number of responses is less than 10 during the period. % is calculated as Quantity/Base number*100

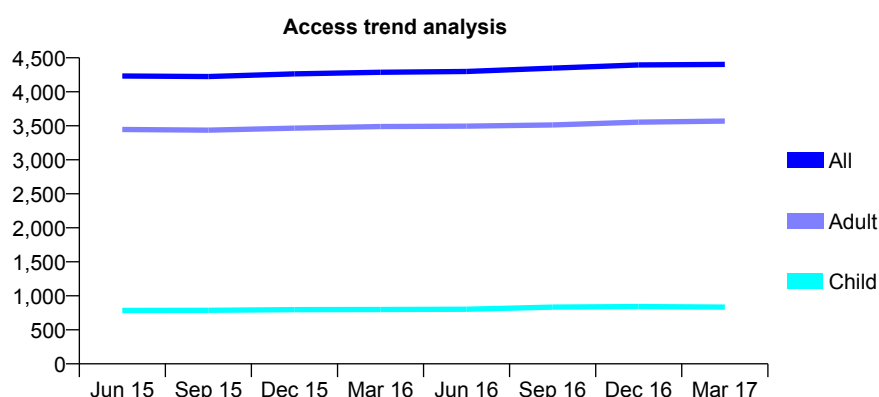
Q68 - Vital Signs At a Glance Contract Report for 921807/0001 - Year end March 2017

Name or company name	MR RJ CURTIS
Contract type name	GDS Contract
Purpose of contract	General
Contract start date	01/04/2006
Contract end date	

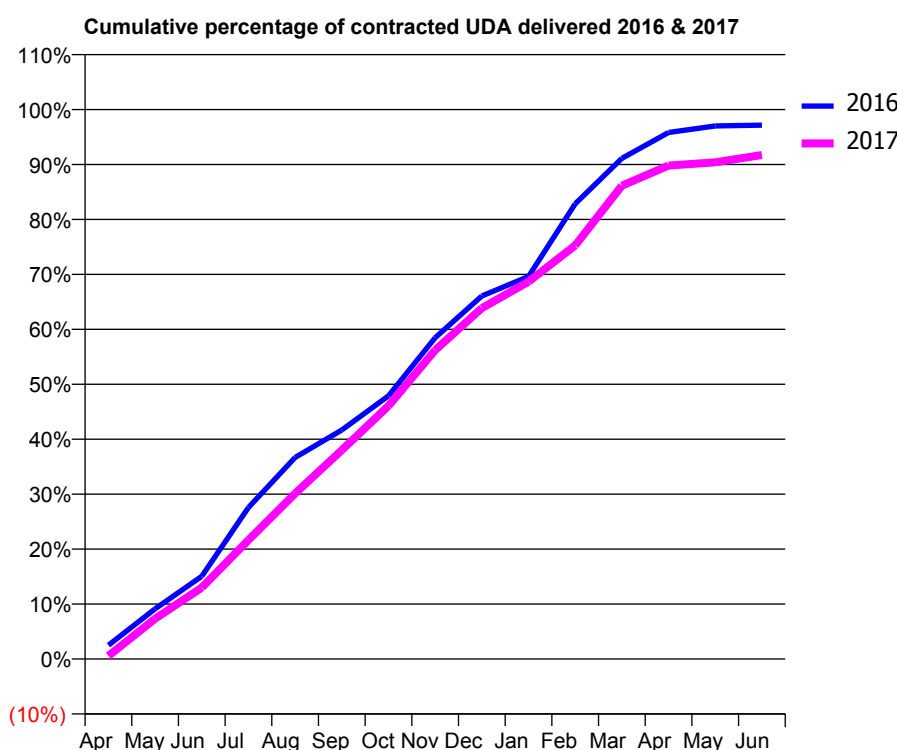
16/17 Contracted general activity (UDA)	13,645
Carry forward general activity (UDA)	389
16/17 Contracted orthodontic activity (UOA)	0
Carry forward orthodontic activity (UOA)	0
Baseline contract value	£307,925.58

ACCESS*

Patients seen in 24 months	Total	Change since previous quarter
Quarter ending March 2016	4,288	
Quarter ending June 2016	4,299	→
Quarter ending September 2016	4,348	→
Quarter ending December 2016	4,396	→
Quarter ending March 2017	4,403	→
Variance since March 2016	2.7%	↑



ACTIVITY



Adjusted Scheduled Activity (UDA)		
Month	2016	2017
April	342	77
May	1,246	1,002
June	2,055	1,772
July	3,765	2,957
August	5,005	4,109
September	5,687	5,186
October	6,534	6,288
November	7,980	7,671
December	9,015	8,714
January	9,497	9,368
February	11,302	10,269
March	12,432	11,752
April	13,074	12,254
May	13,237	12,331
June	13,256	12,515

QUALITY

	Quantity	Base Number	Contract	AT	Region	England
% of FP17s for the same patient ID Re-attending within 3 months - Children	56	1,258	4.5%	9.8%	11.9%	12.3%
% of FP17s for the same patient ID Re-attending within 3 months - Adults	845	5,527	15.3%	15.9%	16.6%	16.7%
% of FP17s for the same patient ID Re-attending between 3 & 9 months - Children	802	1,258	63.8%	59.0%	60.2%	57.6%
% of FP17s for the same patient ID Re-attending between 3 & 9 months - Adults	3,392	5,527	61.4%	50.5%	51.5%	50.1%
% of FP17s for Band 1 Urgent Courses	294	6,760	4.3%	9.5%	9.5%	9.1%
% of FP17s Relating to Free Repair or Replacements	35	6,760	0.5%	0.6%	0.7%	0.8%
% of FP17s Relating to Continuations	228	6,760	3.4%	1.1%	1.2%	1.2%
% of Patients satisfied with the dentistry they have received	9	9	N/A	92.4%	93.1%	92.8%
% of Patients satisfied with the time they had to wait for an appointment	9	9	N/A	89.1%	88.8%	88.7%

* This is based on patients treated on this contract for their most recent course of treatment. Figures in italics indicate the base number of FP17s or Patient Questionnaire responses are less than 100. N/A is shown where the base number of responses is less than 10 during the period. % is calculated as Quantity/Base number*100

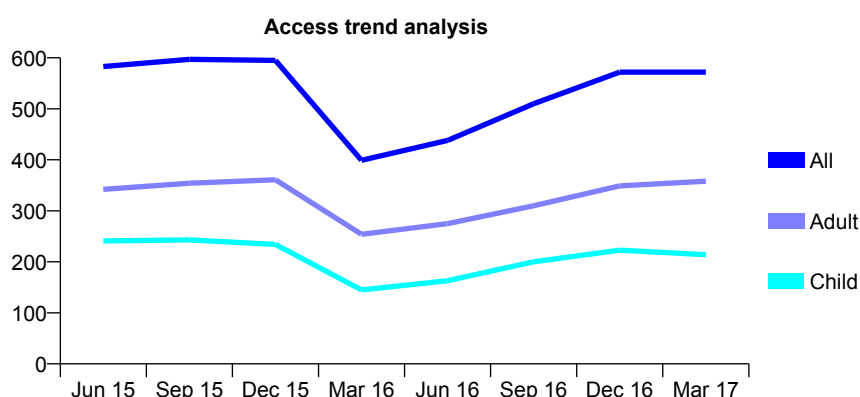
Q68 - Vital Signs At a Glance Contract Report for 929255/0001 - Year end March 2017

Name or company name	MISS SR YOUSEF
Contract type name	GDS Contract
Purpose of contract	General
Contract start date	01/04/2006
Contract end date	

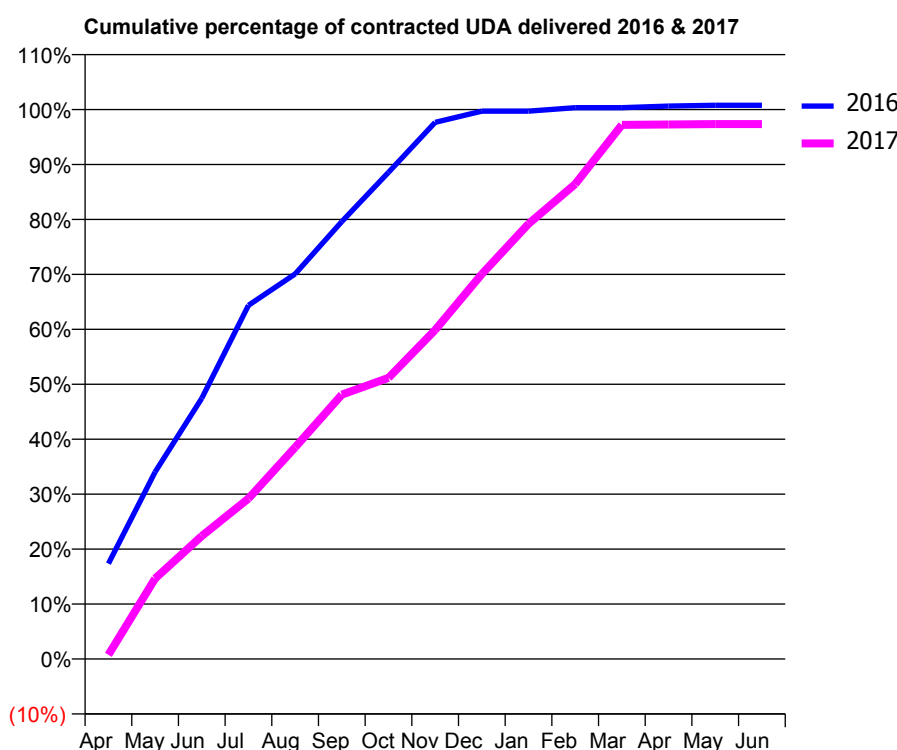
16/17 Contracted general activity (UDA)	1,311
Carry forward general activity (UDA)	-10
16/17 Contracted orthodontic activity (UOA)	0
Carry forward orthodontic activity (UOA)	0
Baseline contract value	£29,381.98

ACCESS*

Patients seen in 24 months	Total	Change since previous quarter
Quarter ending March 2016	399	
Quarter ending June 2016	438	↑
Quarter ending September 2016	510	↑
Quarter ending December 2016	572	↑
Quarter ending March 2017	572	→
Variance since March 2016	43.4%	↑



ACTIVITY



Adjusted Scheduled Activity (UDA)		
Month	2016	2017
April	228	10
May	446	192
June	622	294
July	844	383
August	919	505
September	1,044	631
October	1,161	671
November	1,280	785
December	1,307	918
January	1,307	1,038
February	1,315	1,133
March	1,315	1,274
April	1,319	1,275
May	1,321	1,276
June	1,321	1,276

QUALITY

	Quantity	Base Number	Contract	AT	Region	England
% of FP17s for the same patient ID Re-attending within 3 months - Children	10	341	2.9%	9.8%	11.9%	12.3%
% of FP17s for the same patient ID Re-attending within 3 months - Adults	49	503	9.7%	15.9%	16.6%	16.7%
% of FP17s for the same patient ID Re-attending between 3 & 9 months - Children	109	341	32.0%	59.0%	60.2%	57.6%
% of FP17s for the same patient ID Re-attending between 3 & 9 months - Adults	135	503	26.8%	50.5%	51.5%	50.1%
% of FP17s for Band 1 Urgent Courses	31	814	3.8%	9.5%	9.5%	9.1%
% of FP17s Relating to Free Repair or Replacements	0	814	0.0%	0.6%	0.7%	0.8%
% of FP17s Relating to Continuations	6	814	0.7%	1.1%	1.2%	1.2%
% of Patients satisfied with the dentistry they have received	2	2	N/A	92.4%	93.1%	92.8%
% of Patients satisfied with the time they had to wait for an appointment	2	2	N/A	89.1%	88.8%	88.7%

* This is based on patients treated on this contract for their most recent course of treatment. Figures in italics indicate the base number of FP17s or Patient Questionnaire responses are less than 100. N/A is shown where the base number of responses is less than 10 during the period. % is calculated as Quantity/Base number*100

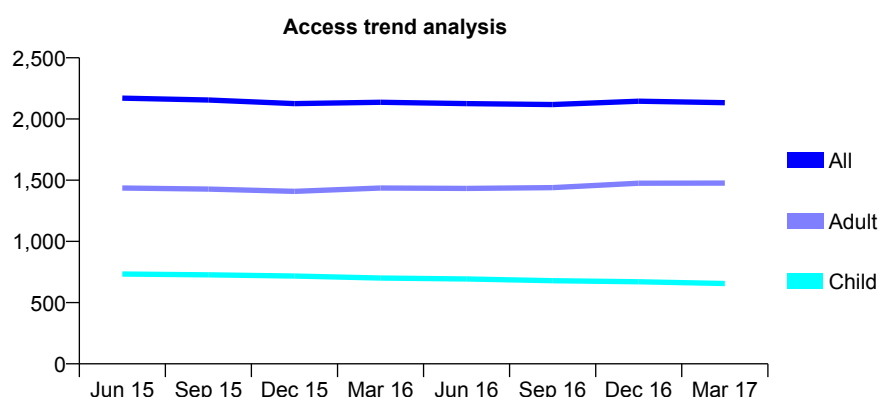
Q68 - Vital Signs At a Glance Contract Report for 931888/0001 - Year end March 2017

Name or company name	MRS JN MASON
Contract type name	GDS Contract
Purpose of contract	General
Contract start date	01/04/2006
Contract end date	

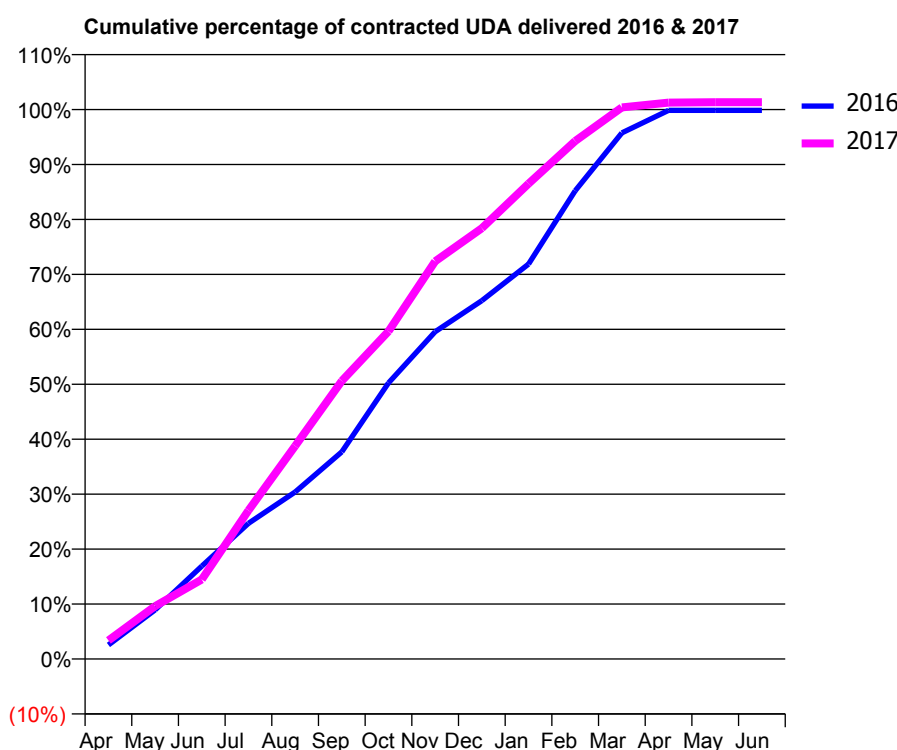
16/17 Contracted general activity (UDA)	4,652
Carry forward general activity (UDA)	7
16/17 Contracted orthodontic activity (UOA)	0
Carry forward orthodontic activity (UOA)	0
Baseline contract value	£107,496.12

ACCESS*

Patients seen in 24 months	Total	Change since previous quarter
Quarter ending March 2016	2,137	
Quarter ending June 2016	2,126	→
Quarter ending September 2016	2,118	→
Quarter ending December 2016	2,145	→
Quarter ending March 2017	2,133	→
Variance since March 2016	(0.2%)	→



ACTIVITY



Adjusted Scheduled Activity (UDA)		
Month	2016	2017
April	119	158
May	416	447
June	787	674
July	1,148	1,258
August	1,414	1,804
September	1,754	2,354
October	2,338	2,775
November	2,771	3,367
December	3,034	3,647
January	3,344	4,024
February	3,964	4,386
March	4,454	4,669
April	4,645	4,710
May	4,645	4,713
June	4,645	4,713

QUALITY

	Quantity	Base Number	Contract	AT	Region	England
% of FP17s for the same patient ID Re-attending within 3 months - Children	97	1,134	8.6%	9.8%	11.9%	12.3%
% of FP17s for the same patient ID Re-attending within 3 months - Adults	360	2,090	17.2%	15.9%	16.6%	16.7%
% of FP17s for the same patient ID Re-attending between 3 & 9 months - Children	783	1,134	69.0%	59.0%	60.2%	57.6%
% of FP17s for the same patient ID Re-attending between 3 & 9 months - Adults	1,211	2,090	57.9%	50.5%	51.5%	50.1%
% of FP17s for Band 1 Urgent Courses	62	2,279	2.7%	9.5%	9.5%	9.1%
% of FP17s Relating to Free Repair or Replacements	15	2,279	0.7%	0.6%	0.7%	0.8%
% of FP17s Relating to Continuations	61	2,279	2.7%	1.1%	1.2%	1.2%
% of Patients satisfied with the dentistry they have received	3	4	N/A	92.4%	93.1%	92.8%
% of Patients satisfied with the time they had to wait for an appointment	4	4	N/A	89.1%	88.8%	88.7%

* This is based on patients treated on this contract for their most recent course of treatment. Figures in italics indicate the base number of FP17s or Patient Questionnaire responses are less than 100. N/A is shown where the base number of responses is less than 10 during the period. % is calculated as Quantity/Base number*100

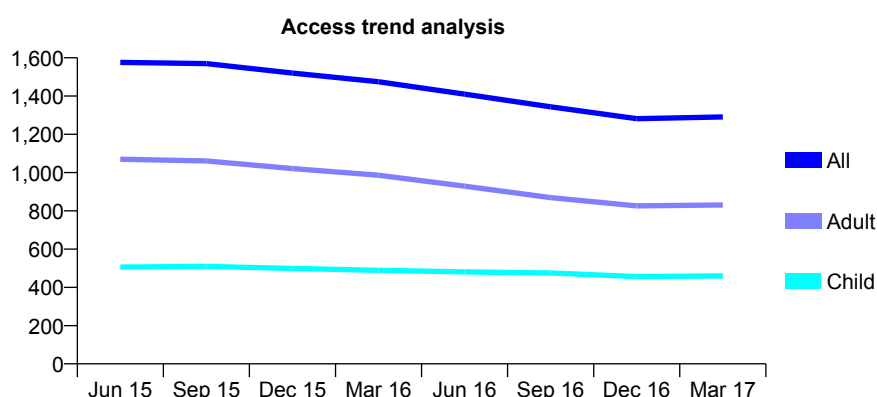
Q68 - Vital Signs At a Glance Contract Report for 932515/0003 - Year end March 2017

Name or company name	MR F ASGHARI-COLIVERI
Contract type name	GDS Contract
Purpose of contract	General
Contract start date	01/04/2006
Contract end date	

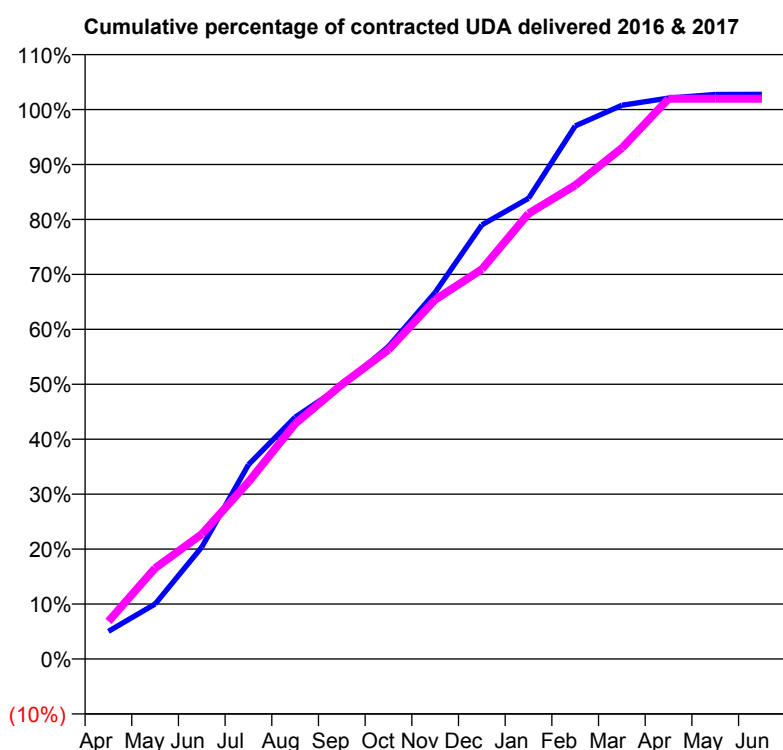
16/17 Contracted general activity (UDA)	3,568
Carry forward general activity (UDA)	-71
16/17 Contracted orthodontic activity (UOA)	0
Carry forward orthodontic activity (UOA)	0
Baseline contract value	£106,818.49

ACCESS*

Patients seen in 24 months	Total	Change since previous quarter
Quarter ending March 2016	1,475	
Quarter ending June 2016	1,410	↓
Quarter ending September 2016	1,344	↓
Quarter ending December 2016	1,282	↓
Quarter ending March 2017	1,291	→
Variance since March 2016	(12.5%)	↓



ACTIVITY



Month	Adjusted Scheduled Activity (UDA)	
	2016	2017
April	180	245
May	357	590
June	727	811
July	1,262	1,149
August	1,570	1,528
September	1,774	1,782
October	2,029	2,008
November	2,380	2,333
December	2,819	2,530
January	2,991	2,893
February	3,461	3,076
March	3,596	3,318
April	3,642	3,638
May	3,666	3,638
June	3,667	3,638

QUALITY

	Quantity	Base Number	Contract	AT	Region	England
% of FP17s for the same patient ID Re-attending within 3 months - Children	58	631	9.2%	9.8%	11.9%	12.3%
% of FP17s for the same patient ID Re-attending within 3 months - Adults	191	1,002	19.1%	15.9%	16.6%	16.7%
% of FP17s for the same patient ID Re-attending between 3 & 9 months - Children	327	631	51.8%	59.0%	60.2%	57.6%
% of FP17s for the same patient ID Re-attending between 3 & 9 months - Adults	479	1,002	47.8%	50.5%	51.5%	50.1%
% of FP17s for Band 1 Urgent Courses	218	1,667	13.1%	9.5%	9.5%	9.1%
% of FP17s Relating to Free Repair or Replacements	0	1,667	0.0%	0.6%	0.7%	0.8%
% of FP17s Relating to Continuations	24	1,667	1.4%	1.1%	1.2%	1.2%
% of Patients satisfied with the dentistry they have received	6	7	N/A	92.4%	93.1%	92.8%
% of Patients satisfied with the time they had to wait for an appointment	6	7	N/A	89.1%	88.8%	88.7%

* This is based on patients treated on this contract for their most recent course of treatment. Figures in italics indicate the base number of FP17s or Patient Questionnaire responses are less than 100. N/A is shown where the base number of responses is less than 10 during the period. % is calculated as Quantity/Base number*100

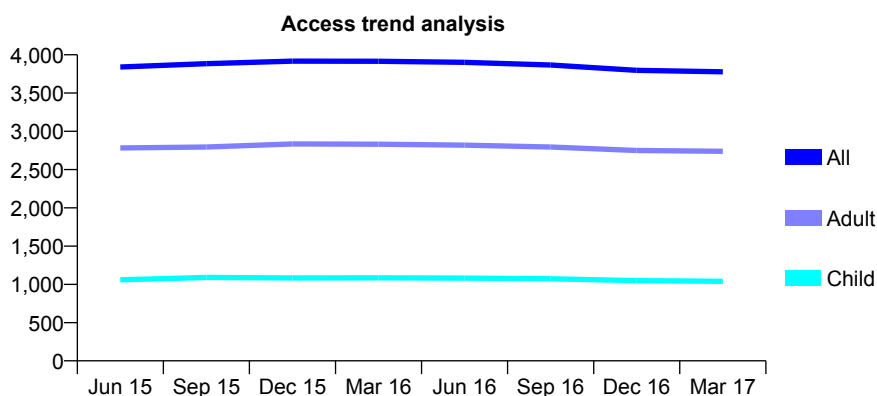
Q68 - Vital Signs At a Glance Contract Report for 932752/0003 - Year end March 2017

Name or company name	MRS A CASTELLHEIM GHAREH
Contract type name	GDS Contract
Purpose of contract	General
Contract start date	01/01/2008
Contract end date	

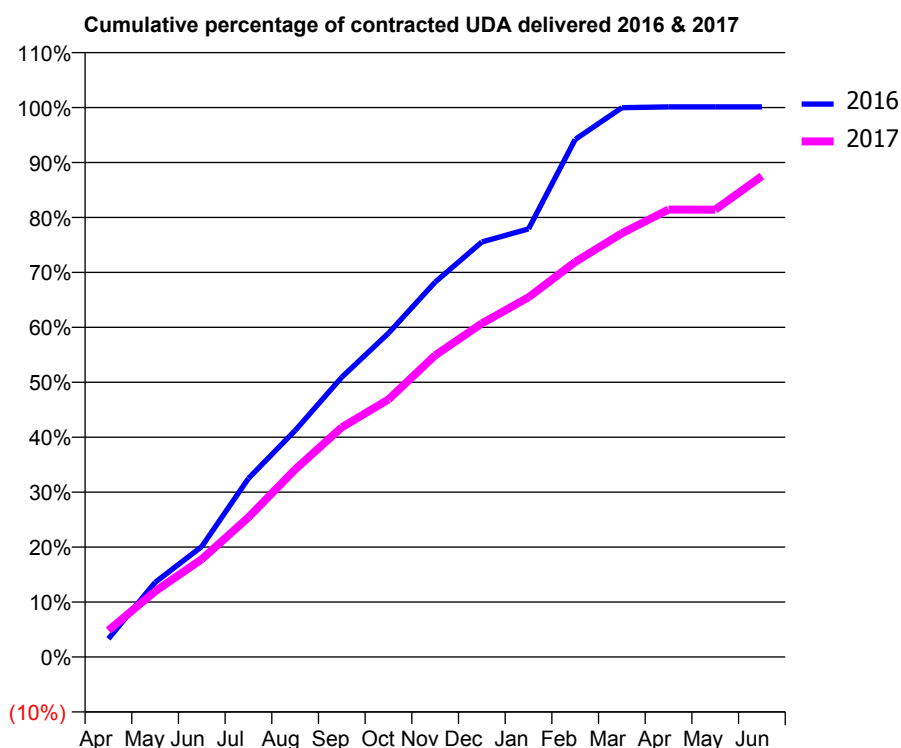
16/17 Contracted general activity (UDA)	12,670
Carry forward general activity (UDA)	-15
16/17 Contracted orthodontic activity (UOA)	0
Carry forward orthodontic activity (UOA)	0
Baseline contract value	£357,313.37

ACCESS*

Patients seen in 24 months	Total	Change since previous quarter
Quarter ending March 2016	3,916	
Quarter ending June 2016	3,901	→
Quarter ending September 2016	3,866	→
Quarter ending December 2016	3,797	↓
Quarter ending March 2017	3,778	→
Variance since March 2016	(3.5%)	↓



ACTIVITY



Adjusted Scheduled Activity (UDA)		
Month	2016	2017
April	421	612
May	1,719	1,513
June	2,547	2,254
July	4,117	3,221
August	5,221	4,323
September	6,451	5,296
October	7,466	5,939
November	8,643	6,958
December	9,569	7,691
January	9,872	8,293
February	11,934	9,108
March	12,666	9,771
April	12,686	10,316
May	12,685	10,315
June	12,685	11,089

QUALITY

	Quantity	Base Number	Contract	AT	Region	England
% of FP17s for the same patient ID Re-attending within 3 months - Children	82	1,573	5.2%	9.8%	11.9%	12.3%
% of FP17s for the same patient ID Re-attending within 3 months - Adults	231	3,370	6.9%	15.9%	16.6%	16.7%
% of FP17s for the same patient ID Re-attending between 3 & 9 months - Children	1,072	1,573	68.2%	59.0%	60.2%	57.6%
% of FP17s for the same patient ID Re-attending between 3 & 9 months - Adults	2,188	3,370	64.9%	50.5%	51.5%	50.1%
% of FP17s for Band 1 Urgent Courses	252	5,371	4.7%	9.5%	9.5%	9.1%
% of FP17s Relating to Free Repair or Replacements	4	5,371	0.1%	0.6%	0.7%	0.8%
% of FP17s Relating to Continuations	5	5,371	0.1%	1.1%	1.2%	1.2%
% of Patients satisfied with the dentistry they have received	6	7	N/A	92.4%	93.1%	92.8%
% of Patients satisfied with the time they had to wait for an appointment	7	7	N/A	89.1%	88.8%	88.7%

* This is based on patients treated on this contract for their most recent course of treatment. Figures in italics indicate the base number of FP17s or Patient Questionnaire responses are less than 100. N/A is shown where the base number of responses is less than 10 during the period. % is calculated as Quantity/Base number*100

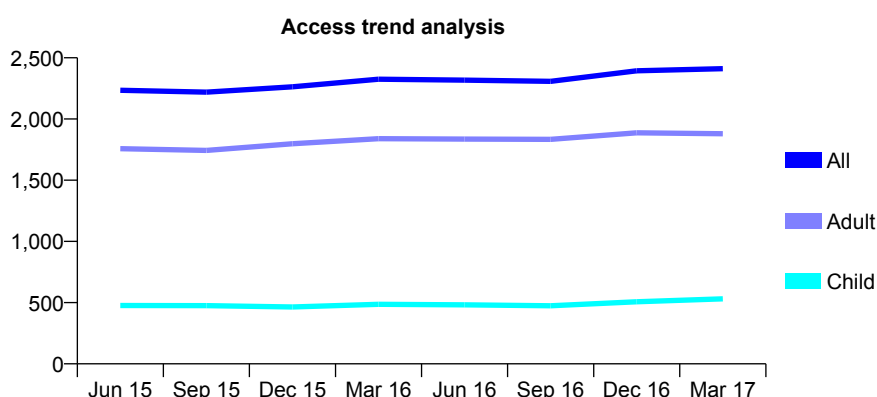
Q68 - Vital Signs At a Glance Contract Report for 934941/0002 - Year end March 2017

Name or company name	MISS M JADIDI
Contract type name	GDS Contract
Purpose of contract	General
Contract start date	01/04/2006
Contract end date	

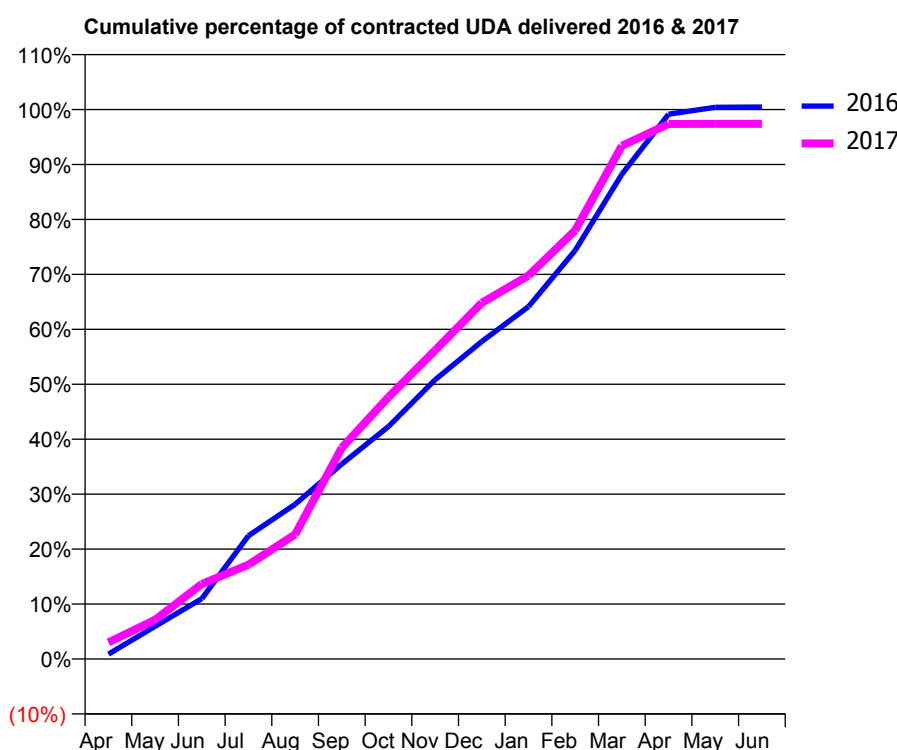
16/17 Contracted general activity (UDA)	5,290
Carry forward general activity (UDA)	-24
16/17 Contracted orthodontic activity (UOA)	0
Carry forward orthodontic activity (UOA)	0
Baseline contract value	£127,796.26

ACCESS*

Patients seen in 24 months	Total	Change since previous quarter
Quarter ending March 2016	2,325	
Quarter ending June 2016	2,318	→
Quarter ending September 2016	2,308	→
Quarter ending December 2016	2,394	↑
Quarter ending March 2017	2,411	→
Variance since March 2016	3.7%	↑



ACTIVITY



Adjusted Scheduled Activity (UDA)		
Month	2016	2017
April	47	159
May	315	379
June	580	723
July	1,186	909
August	1,489	1,199
September	1,877	2,034
October	2,239	2,522
November	2,688	2,973
December	3,057	3,430
January	3,392	3,691
February	3,933	4,126
March	4,667	4,941
April	5,245	5,151
May	5,311	5,152
June	5,314	5,152

QUALITY

	Quantity	Base Number	Contract	AT	Region	England
% of FP17s for the same patient ID Re-attending within 3 months - Children	8	647	1.2%	9.8%	11.9%	12.3%
% of FP17s for the same patient ID Re-attending within 3 months - Adults	138	2,137	6.5%	15.9%	16.6%	16.7%
% of FP17s for the same patient ID Re-attending between 3 & 9 months - Children	331	647	51.2%	59.0%	60.2%	57.6%
% of FP17s for the same patient ID Re-attending between 3 & 9 months - Adults	990	2,137	46.3%	50.5%	51.5%	50.1%
% of FP17s for Band 1 Urgent Courses	150	2,628	5.7%	9.5%	9.5%	9.1%
% of FP17s Relating to Free Repair or Replacements	6	2,628	0.2%	0.6%	0.7%	0.8%
% of FP17s Relating to Continuations	2	2,628	0.1%	1.1%	1.2%	1.2%
% of Patients satisfied with the dentistry they have received	8	9	N/A	92.4%	93.1%	92.8%
% of Patients satisfied with the time they had to wait for an appointment	8	9	N/A	89.1%	88.8%	88.7%

* This is based on patients treated on this contract for their most recent course of treatment. Figures in italics indicate the base number of FP17s or Patient Questionnaire responses are less than 100. N/A is shown where the base number of responses is less than 10 during the period. % is calculated as Quantity/Base number*100

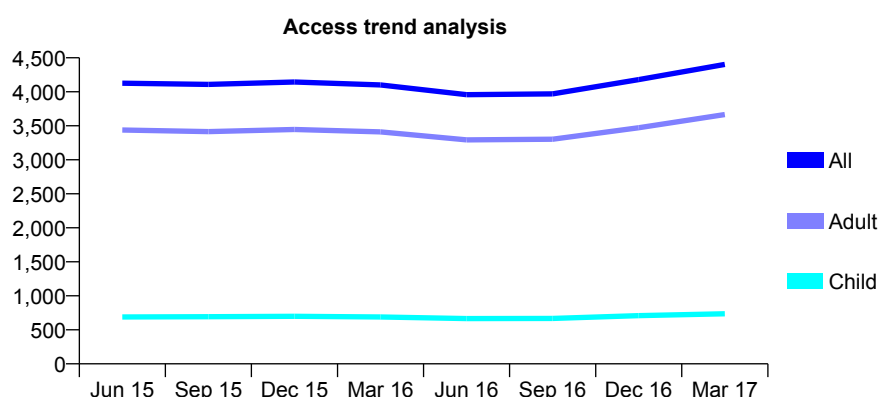
Q68 - Vital Signs At a Glance Contract Report for 937479/0001 - Year end March 2017

Name or company name	Pitchforth, Elalami and Cramp
Contract type name	GDS Contract
Purpose of contract	General
Contract start date	01/04/2006
Contract end date	

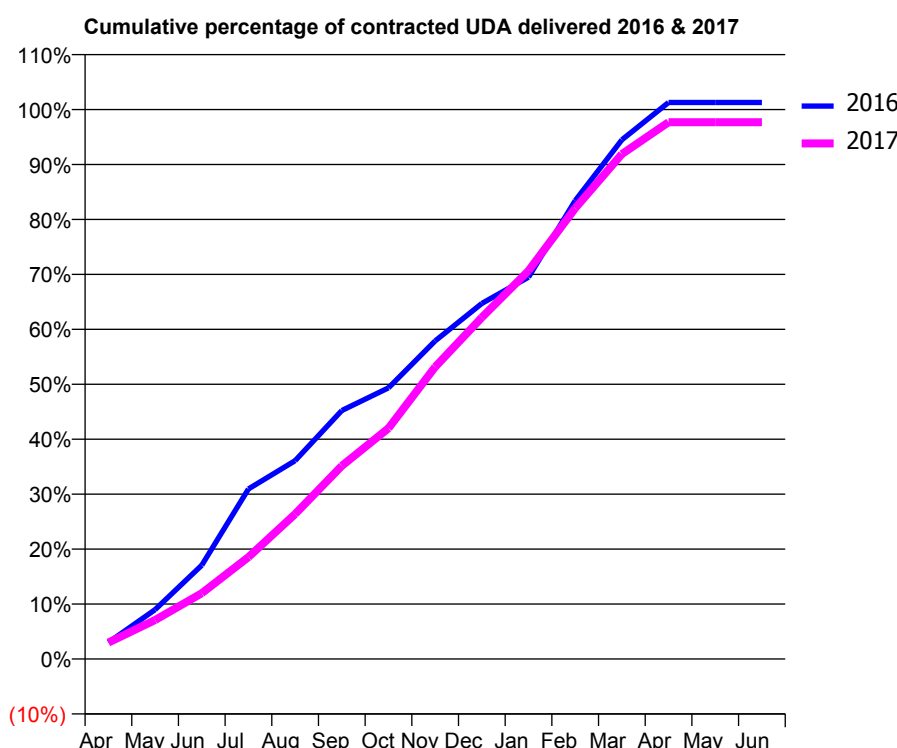
16/17 Contracted general activity (UDA)	12,952
Carry forward general activity (UDA)	-167
16/17 Contracted orthodontic activity (UOA)	0
Carry forward orthodontic activity (UOA)	0
Baseline contract value	£302,364.16

ACCESS*

Patients seen in 24 months	Total	Change since previous quarter
Quarter ending March 2016	4,100	
Quarter ending June 2016	3,958	↓
Quarter ending September 2016	3,969	→
Quarter ending December 2016	4,180	↑
Quarter ending March 2017	4,403	↑
Variance since March 2016	7.4%	↑



ACTIVITY



Adjusted Scheduled Activity (UDA)		
Month	2016	2017
April	392	387
May	1,165	918
June	2,211	1,552
July	4,009	2,403
August	4,675	3,419
September	5,859	4,554
October	6,392	5,439
November	7,497	6,885
December	8,382	8,052
January	9,002	9,150
February	10,805	10,624
March	12,239	11,902
April	13,119	12,653
May	13,119	12,653
June	13,119	12,653

QUALITY

	Quantity	Base Number	Contract	AT	Region	England
% of FP17s for the same patient ID Re-attending within 3 months - Children	33	886	3.7%	9.8%	11.9%	12.3%
% of FP17s for the same patient ID Re-attending within 3 months - Adults	638	4,368	14.6%	15.9%	16.6%	16.7%
% of FP17s for the same patient ID Re-attending between 3 & 9 months - Children	303	886	34.2%	59.0%	60.2%	57.6%
% of FP17s for the same patient ID Re-attending between 3 & 9 months - Adults	1,417	4,368	32.4%	50.5%	51.5%	50.1%
% of FP17s for Band 1 Urgent Courses	518	5,269	9.8%	9.5%	9.5%	9.1%
% of FP17s Relating to Free Repair or Replacements	7	5,269	0.1%	0.6%	0.7%	0.8%
% of FP17s Relating to Continuations	91	5,269	1.7%	1.1%	1.2%	1.2%
% of Patients satisfied with the dentistry they have received	5	7	N/A	92.4%	93.1%	92.8%
% of Patients satisfied with the time they had to wait for an appointment	5	7	N/A	89.1%	88.8%	88.7%

* This is based on patients treated on this contract for their most recent course of treatment. Figures in italics indicate the base number of FP17s or Patient Questionnaire responses are less than 100. N/A is shown where the base number of responses is less than 10 during the period. % is calculated as Quantity/Base number*100

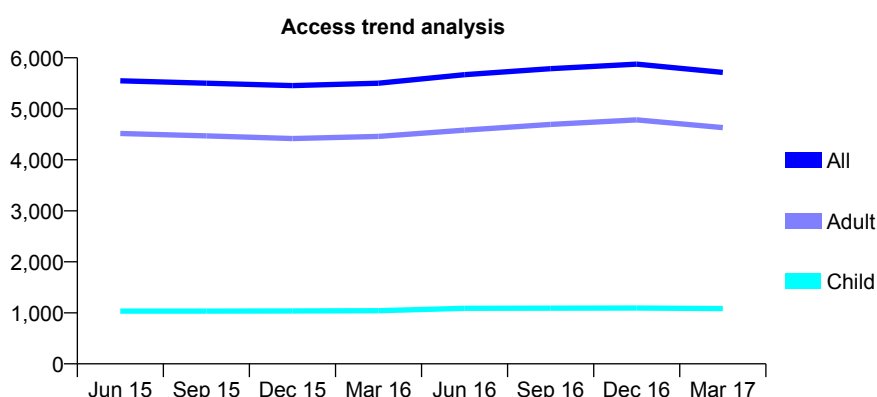
Q68 - Vital Signs At a Glance Contract Report for 937479/0003 - Year end March 2017

Name or company name	A Pitchforth and M Cramp
Contract type name	GDS Contract
Purpose of contract	General
Contract start date	01/04/2006
Contract end date	

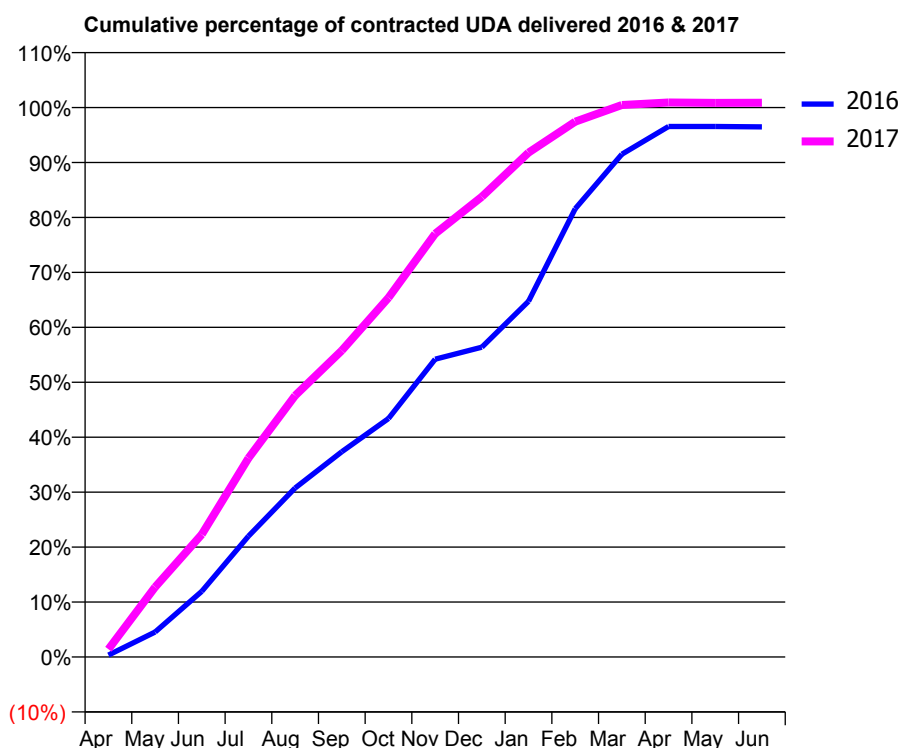
16/17 Contracted general activity (UDA)	19,978
Carry forward general activity (UDA)	704
16/17 Contracted orthodontic activity (UOA)	0
Carry forward orthodontic activity (UOA)	0
Baseline contract value	£471,245.22

ACCESS*

Patients seen in 24 months	Total	Change since previous quarter
Quarter ending March 2016	5,503	
Quarter ending June 2016	5,670	↑
Quarter ending September 2016	5,787	↑
Quarter ending December 2016	5,877	→
Quarter ending March 2017	5,715	↓
Variance since March 2016	3.9%	↑



ACTIVITY



Adjusted Scheduled Activity (UDA)		
Month	2016	2017
April	71	286
May	909	2,542
June	2,385	4,459
July	4,394	7,232
August	6,143	9,504
September	7,464	11,145
October	8,672	13,064
November	10,830	15,391
December	11,264	16,734
January	12,932	18,339
February	16,297	19,464
March	18,281	20,069
April	19,287	20,159
May	19,286	20,148
June	19,274	20,150

QUALITY

	Quantity	Base Number	Contract	AT	Region	England
% of FP17s for the same patient ID Re-attending within 3 months - Children	187	1,564	12.0%	9.8%	11.9%	12.3%
% of FP17s for the same patient ID Re-attending within 3 months - Adults	1,369	6,452	21.2%	15.9%	16.6%	16.7%
% of FP17s for the same patient ID Re-attending between 3 & 9 months - Children	807	1,564	51.6%	59.0%	60.2%	57.6%
% of FP17s for the same patient ID Re-attending between 3 & 9 months - Adults	3,004	6,452	46.6%	50.5%	51.5%	50.1%
% of FP17s for Band 1 Urgent Courses	876	7,740	11.3%	9.5%	9.5%	9.1%
% of FP17s Relating to Free Repair or Replacements	201	7,740	2.6%	0.6%	0.7%	0.8%
% of FP17s Relating to Continuations	152	7,740	2.0%	1.1%	1.2%	1.2%
% of Patients satisfied with the dentistry they have received	13	13	100.0%	92.4%	93.1%	92.8%
% of Patients satisfied with the time they had to wait for an appointment	13	13	100.0%	89.1%	88.8%	88.7%

* This is based on patients treated on this contract for their most recent course of treatment. Figures in italics indicate the base number of FP17s or Patient Questionnaire responses are less than 100. N/A is shown where the base number of responses is less than 10 during the period. % is calculated as Quantity/Base number*100

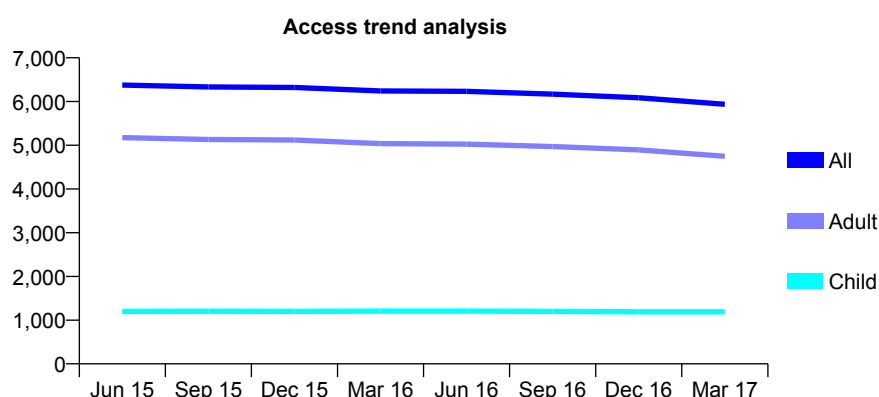
Q68 - Vital Signs At a Glance Contract Report for 939730/0001 - Year end March 2017

Name or company name	MR BJ WOOD
Contract type name	GDS Contract
Purpose of contract	General
Contract start date	01/04/2006
Contract end date	

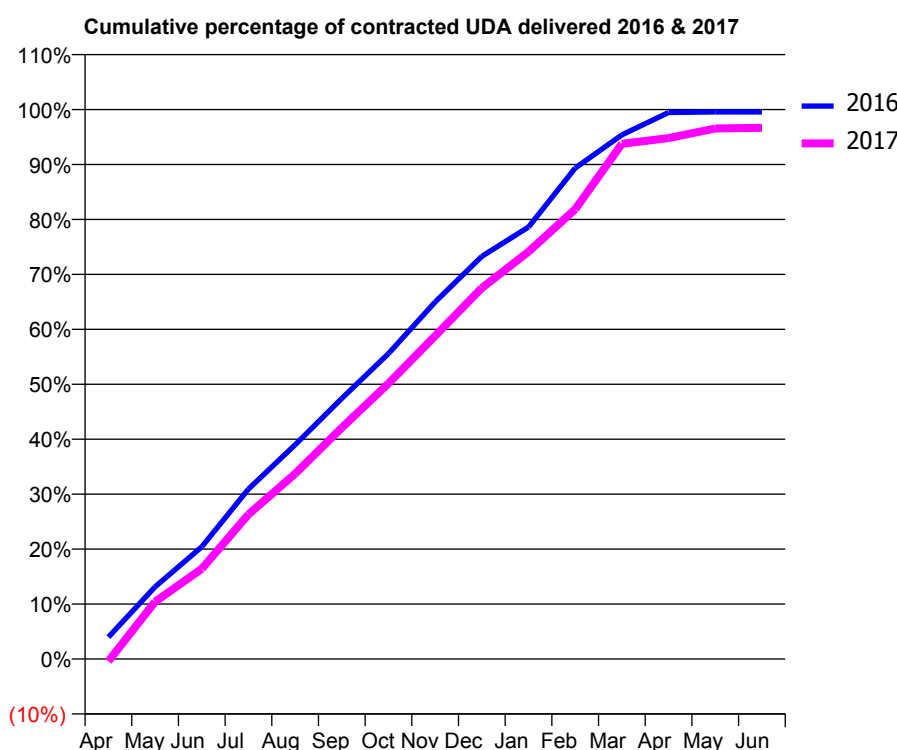
16/17 Contracted general activity (UDA)	16,305
Carry forward general activity (UDA)	71
16/17 Contracted orthodontic activity (UOA)	0
Carry forward orthodontic activity (UOA)	0
Baseline contract value	£433,796.12

ACCESS*

Patients seen in 24 months	Total	Change since previous quarter
Quarter ending March 2016	6,243	
Quarter ending June 2016	6,233	→
Quarter ending September 2016	6,170	↓
Quarter ending December 2016	6,086	↓
Quarter ending March 2017	5,938	↓
Variance since March 2016	(4.9%)	↓



ACTIVITY



Adjusted Scheduled Activity (UDA)		
Month	2016	2017
April	650	-71
May	2,142	1,699
June	3,328	2,678
July	5,042	4,292
August	6,355	5,499
September	7,735	6,863
October	9,064	8,178
November	10,595	9,589
December	11,946	11,008
January	12,818	12,085
February	14,569	13,342
March	15,553	15,287
April	16,216	15,455
May	16,233	15,743
June	16,234	15,761

QUALITY

	Quantity	Base Number	Contract	AT	Region	England
% of FP17s for the same patient ID Re-attending within 3 months - Children	104	1,652	6.3%	9.8%	11.9%	12.3%
% of FP17s for the same patient ID Re-attending within 3 months - Adults	1,092	6,448	16.9%	15.9%	16.6%	16.7%
% of FP17s for the same patient ID Re-attending between 3 & 9 months - Children	899	1,652	54.4%	59.0%	60.2%	57.6%
% of FP17s for the same patient ID Re-attending between 3 & 9 months - Adults	2,804	6,448	43.5%	50.5%	51.5%	50.1%
% of FP17s for Band 1 Urgent Courses	1,061	8,029	13.2%	9.5%	9.5%	9.1%
% of FP17s Relating to Free Repair or Replacements	52	8,029	0.6%	0.6%	0.7%	0.8%
% of FP17s Relating to Continuations	230	8,029	2.9%	1.1%	1.2%	1.2%
% of Patients satisfied with the dentistry they have received	8	9	N/A	92.4%	93.1%	92.8%
% of Patients satisfied with the time they had to wait for an appointment	8	9	N/A	89.1%	88.8%	88.7%

* This is based on patients treated on this contract for their most recent course of treatment. Figures in italics indicate the base number of FP17s or Patient Questionnaire responses are less than 100. N/A is shown where the base number of responses is less than 10 during the period. % is calculated as Quantity/Base number*100

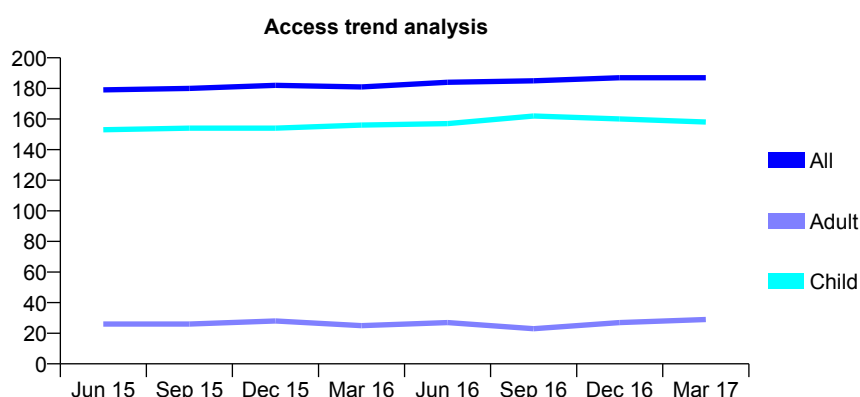
Q68 - Vital Signs At a Glance Contract Report for 940720/0001 - Year end March 2017

Name or company name	MR CR GOVES
Contract type name	GDS Contract
Purpose of contract	General
Contract start date	01/04/2006
Contract end date	

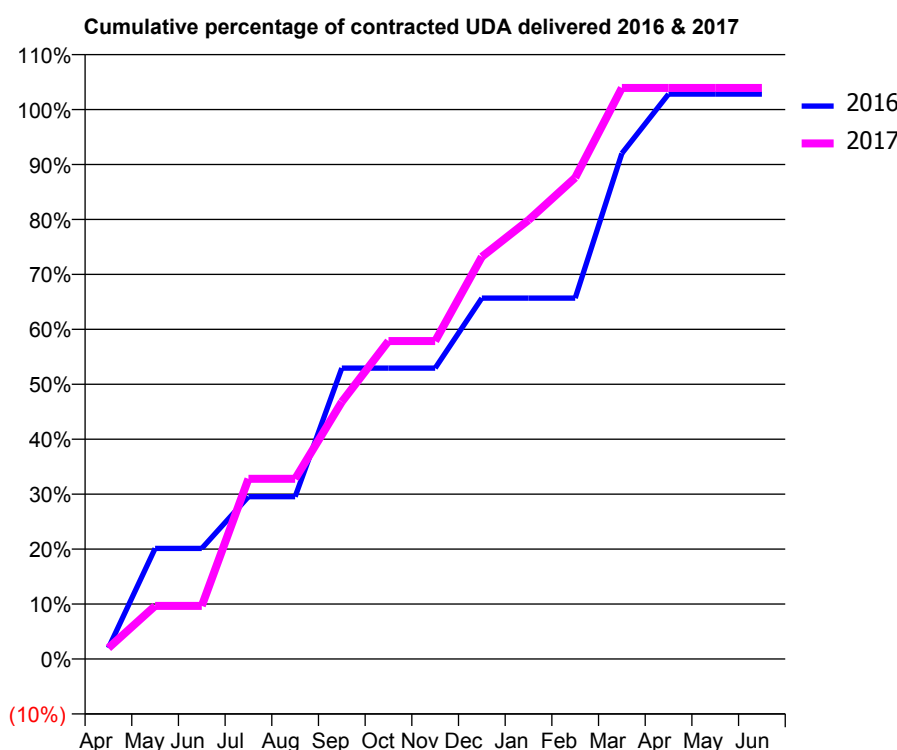
16/17 Contracted general activity (UDA)	300
Carry forward general activity (UDA)	-6
16/17 Contracted orthodontic activity (UOA)	0
Carry forward orthodontic activity (UOA)	0
Baseline contract value	£6,683.67

ACCESS*

Patients seen in 24 months	Total	Change since previous quarter
Quarter ending March 2016	181	
Quarter ending June 2016	184	→
Quarter ending September 2016	185	→
Quarter ending December 2016	187	→
Quarter ending March 2017	187	→
Variance since March 2016	3.3%	↑



ACTIVITY



Adjusted Scheduled Activity (UDA)		
Month	2016	2017
April	6	6
May	60	29
June	60	29
July	89	98
August	89	98
September	159	140
October	159	174
November	159	174
December	197	220
January	197	240
February	197	263
March	276	312
April	308	312
May	308	312
June	308	312

QUALITY

	Quantity	Base Number	Contract	AT	Region	England
% of FP17s for the same patient ID Re-attending within 3 months - Children	10	269	3.7%	9.8%	11.9%	12.3%
% of FP17s for the same patient ID Re-attending within 3 months - Adults	0	0	N/A	15.9%	16.6%	16.7%
% of FP17s for the same patient ID Re-attending between 3 & 9 months - Children	162	269	60.2%	59.0%	60.2%	57.6%
% of FP17s for the same patient ID Re-attending between 3 & 9 months - Adults	0	0	N/A	50.5%	51.5%	50.1%
% of FP17s for Band 1 Urgent Courses	4	243	1.6%	9.5%	9.5%	9.1%
% of FP17s Relating to Free Repair or Replacements	0	243	0.0%	0.6%	0.7%	0.8%
% of FP17s Relating to Continuations	2	243	0.8%	1.1%	1.2%	1.2%
% of Patients satisfied with the dentistry they have received	0	0	N/A	92.4%	93.1%	92.8%
% of Patients satisfied with the time they had to wait for an appointment	0	0	N/A	89.1%	88.8%	88.7%

* This is based on patients treated on this contract for their most recent course of treatment. Figures in italics indicate the base number of FP17s or Patient Questionnaire responses are less than 100. N/A is shown where the base number of responses is less than 10 during the period. % is calculated as Quantity/Base number*100

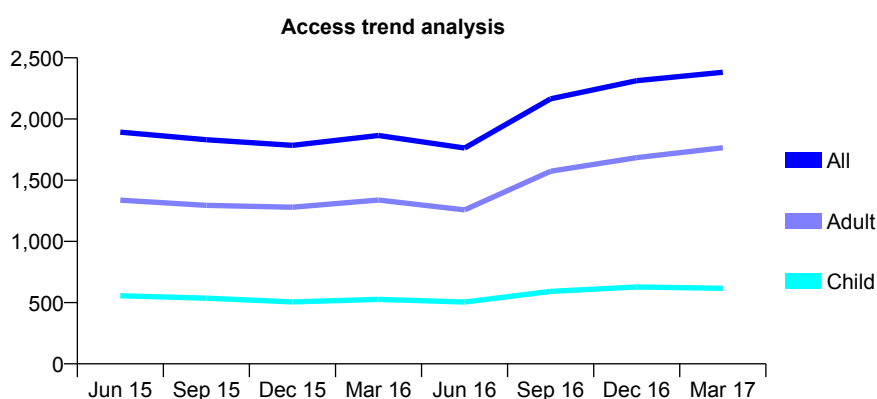
Q68 - Vital Signs At a Glance Contract Report for 941719/0001 - Year end March 2017

Name or company name	MISS F SHAMELI
Contract type name	GDS Contract
Purpose of contract	General
Contract start date	01/04/2006
Contract end date	

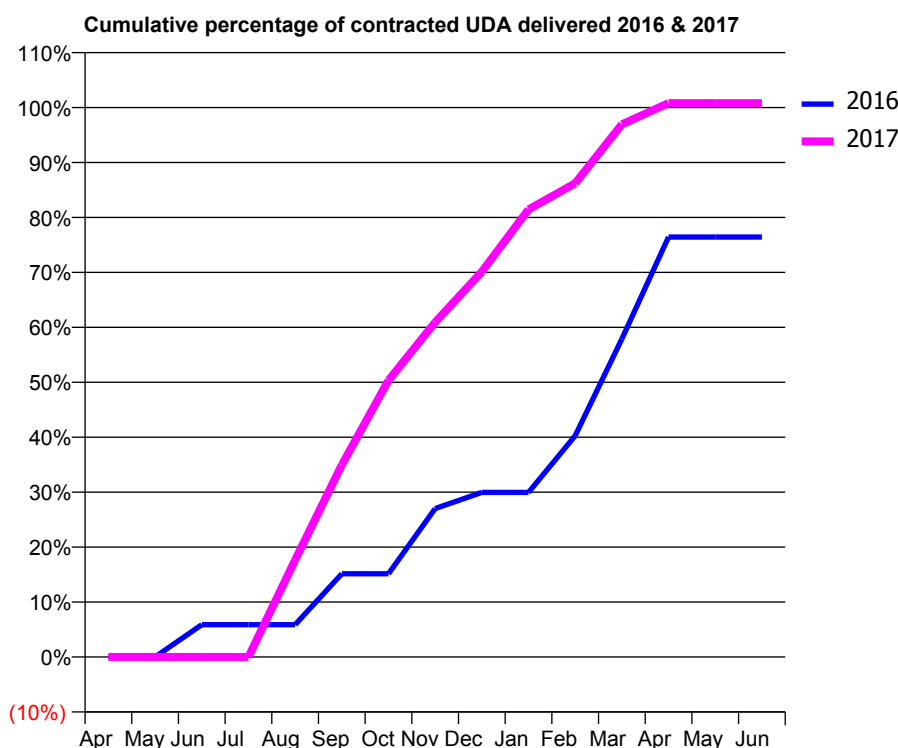
16/17 Contracted general activity (UDA)	7,000
Carry forward general activity (UDA)	0
16/17 Contracted orthodontic activity (UOA)	0
Carry forward orthodontic activity (UOA)	0
Baseline contract value	£165,200.10

ACCESS*

Patients seen in 24 months	Total	Change since previous quarter
Quarter ending March 2016	1,865	
Quarter ending June 2016	1,763	↓
Quarter ending September 2016	2,165	↑
Quarter ending December 2016	2,313	↑
Quarter ending March 2017	2,382	↑
Variance since March 2016	27.7%	↑



ACTIVITY



Month	Adjusted Scheduled Activity (UDA)	
	2016	2017
April	0	0
May	0	0
June	412	0
July	412	0
August	412	1,236
September	1,060	2,447
October	1,060	3,524
November	1,892	4,264
December	2,096	4,908
January	2,096	5,701
February	2,820	6,035
March	4,053	6,786
April	5,350	7,056
May	5,350	7,056
June	5,350	7,056

QUALITY

	Quantity	Base Number	Contract	AT	Region	England
% of FP17s for the same patient ID Re-attending within 3 months - Children	110	948	11.6%	9.8%	11.9%	12.3%
% of FP17s for the same patient ID Re-attending within 3 months - Adults	358	2,298	15.6%	15.9%	16.6%	16.7%
% of FP17s for the same patient ID Re-attending between 3 & 9 months - Children	409	948	43.1%	59.0%	60.2%	57.6%
% of FP17s for the same patient ID Re-attending between 3 & 9 months - Adults	697	2,298	30.3%	50.5%	51.5%	50.1%
% of FP17s for Band 1 Urgent Courses	270	2,746	9.8%	9.5%	9.5%	9.1%
% of FP17s Relating to Free Repair or Replacements	6	2,746	0.2%	0.6%	0.7%	0.8%
% of FP17s Relating to Continuations	65	2,746	2.4%	1.1%	1.2%	1.2%
% of Patients satisfied with the dentistry they have received	6	11	54.5%	92.4%	93.1%	92.8%
% of Patients satisfied with the time they had to wait for an appointment	6	11	54.5%	89.1%	88.8%	88.7%

* This is based on patients treated on this contract for their most recent course of treatment. Figures in italics indicate the base number of FP17s or Patient Questionnaire responses are less than 100. N/A is shown where the base number of responses is less than 10 during the period. % is calculated as Quantity/Base number*100

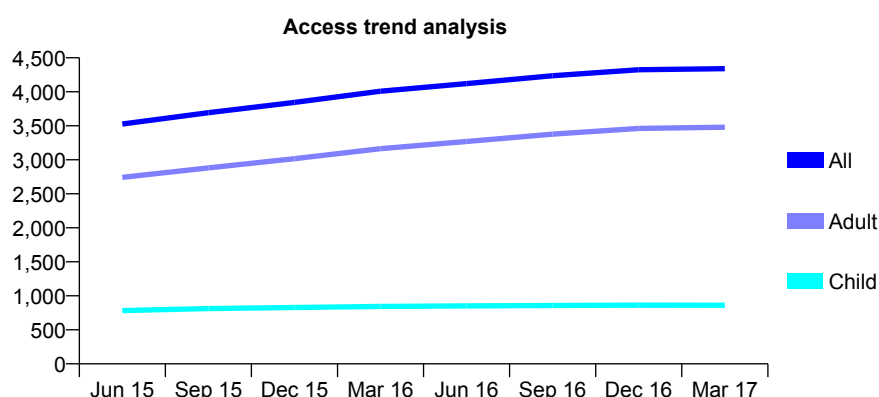
Q68 - Vital Signs At a Glance Contract Report for 941964/0001 - Year end March 2017

Name or company name	MR C OUALI
Contract type name	GDS Contract
Purpose of contract	General
Contract start date	17/06/2011
Contract end date	

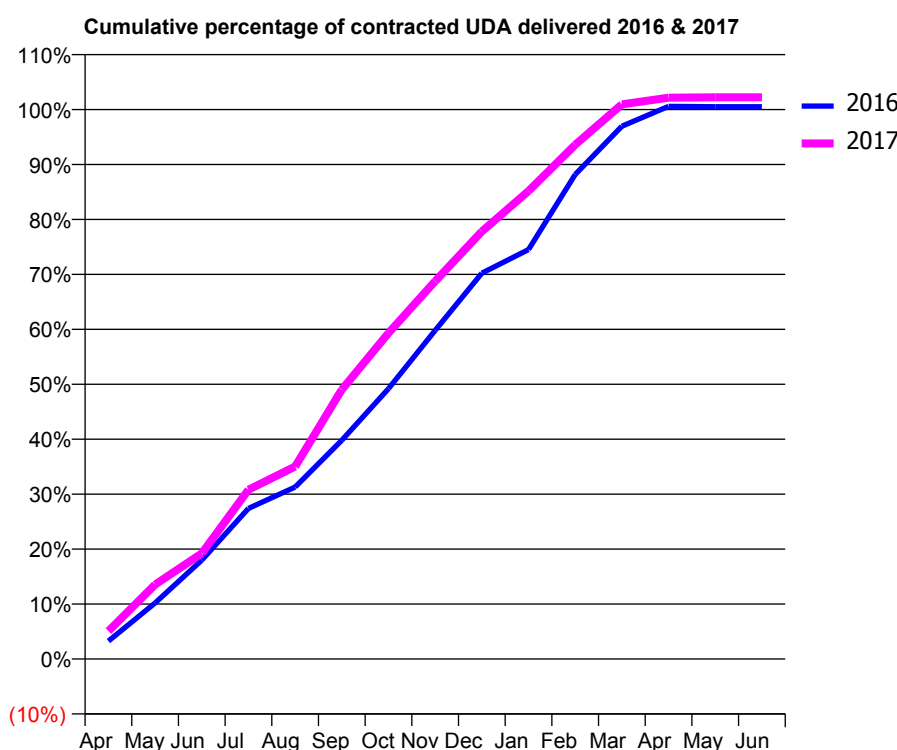
16/17 Contracted general activity (UDA)	13,410
Carry forward general activity (UDA)	-67
16/17 Contracted orthodontic activity (UOA)	0
Carry forward orthodontic activity (UOA)	0
Baseline contract value	£360,290.49

ACCESS*

Patients seen in 24 months	Total	Change since previous quarter
Quarter ending March 2016	4,008	
Quarter ending June 2016	4,120	↑
Quarter ending September 2016	4,236	↑
Quarter ending December 2016	4,325	↑
Quarter ending March 2017	4,341	→
Variance since March 2016	8.3%	↑



ACTIVITY



Adjusted Scheduled Activity (UDA)		
Month	2016	2017
April	437	681
May	1,367	1,817
June	2,414	2,579
July	3,676	4,130
August	4,196	4,697
September	5,338	6,574
October	6,598	7,954
November	8,019	9,222
December	9,417	10,435
January	9,993	11,421
February	11,824	12,551
March	13,003	13,536
April	13,488	13,699
May	13,477	13,708
June	13,477	13,709

QUALITY

	Quantity	Base Number	Contract	AT	Region	England
% of FP17s for the same patient ID Re-attending within 3 months - Children	102	1,501	6.8%	9.8%	11.9%	12.3%
% of FP17s for the same patient ID Re-attending within 3 months - Adults	880	5,815	15.1%	15.9%	16.6%	16.7%
% of FP17s for the same patient ID Re-attending between 3 & 9 months - Children	1,123	1,501	74.8%	59.0%	60.2%	57.6%
% of FP17s for the same patient ID Re-attending between 3 & 9 months - Adults	3,798	5,815	65.3%	50.5%	51.5%	50.1%
% of FP17s for Band 1 Urgent Courses	505	7,125	7.1%	9.5%	9.5%	9.1%
% of FP17s Relating to Free Repair or Replacements	36	7,125	0.5%	0.6%	0.7%	0.8%
% of FP17s Relating to Continuations	3	7,125	0.0%	1.1%	1.2%	1.2%
% of Patients satisfied with the dentistry they have received	7	9	N/A	92.4%	93.1%	92.8%
% of Patients satisfied with the time they had to wait for an appointment	7	9	N/A	89.1%	88.8%	88.7%

* This is based on patients treated on this contract for their most recent course of treatment. Figures in italics indicate the base number of FP17s or Patient Questionnaire responses are less than 100. N/A is shown where the base number of responses is less than 10 during the period. % is calculated as Quantity/Base number*100

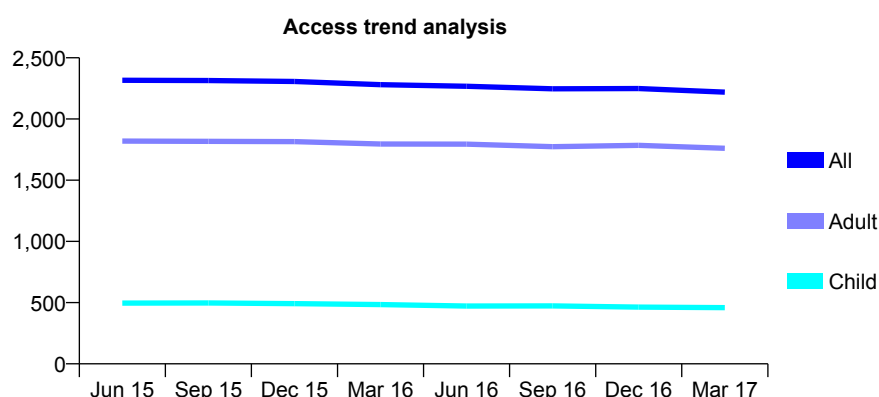
Q68 - Vital Signs At a Glance Contract Report for 946273/0001 - Year end March 2017

Name or company name	MR M GHOLAMI
Contract type name	GDS Contract
Purpose of contract	General
Contract start date	01/04/2006
Contract end date	

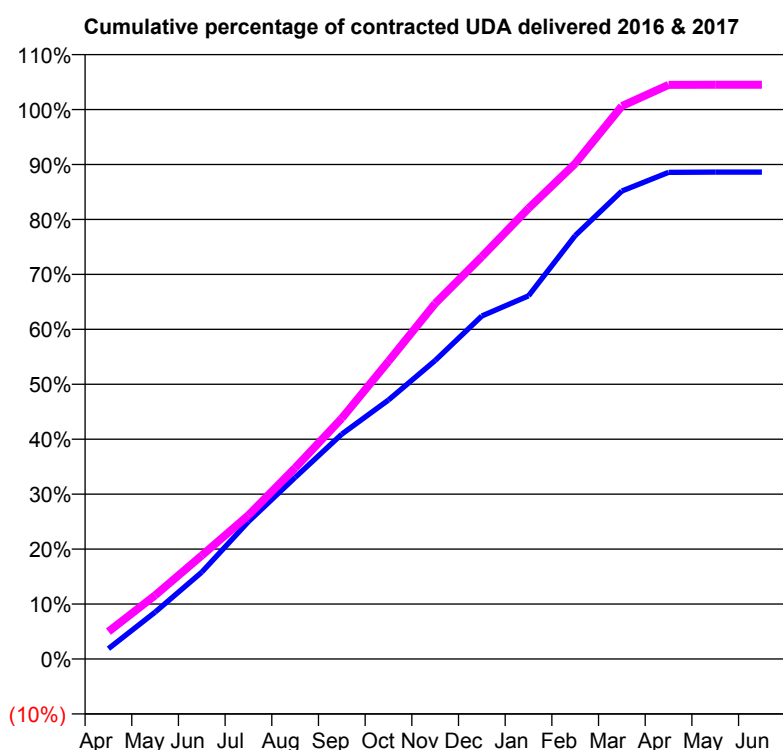
16/17 Contracted general activity (UDA)	9,495
Carry forward general activity (UDA)	0
16/17 Contracted orthodontic activity (UOA)	0
Carry forward orthodontic activity (UOA)	0
Baseline contract value	£253,565.86

ACCESS*

Patients seen in 24 months	Total	Change since previous quarter
Quarter ending March 2016	2,280	
Quarter ending June 2016	2,267	→
Quarter ending September 2016	2,247	→
Quarter ending December 2016	2,249	→
Quarter ending March 2017	2,220	↓
Variance since March 2016	(2.6%)	↓



ACTIVITY



Adjusted Scheduled Activity (UDA)		
Month	2016	2017
April	178	474
May	810	1,100
June	1,502	1,789
July	2,375	2,484
August	3,138	3,302
September	3,885	4,160
October	4,476	5,144
November	5,158	6,144
December	5,926	6,952
January	6,276	7,787
February	7,317	8,562
March	8,087	9,554
April	8,410	9,920
May	8,413	9,923
June	8,413	9,923

QUALITY

	Quantity	Base Number	Contract	AT	Region	England
% of FP17s for the same patient ID Re-attending within 3 months - Children	22	655	3.4%	9.8%	11.9%	12.3%
% of FP17s for the same patient ID Re-attending within 3 months - Adults	334	2,784	12.0%	15.9%	16.6%	16.7%
% of FP17s for the same patient ID Re-attending between 3 & 9 months - Children	443	655	67.6%	59.0%	60.2%	57.6%
% of FP17s for the same patient ID Re-attending between 3 & 9 months - Adults	1,875	2,784	67.3%	50.5%	51.5%	50.1%
% of FP17s for Band 1 Urgent Courses	218	3,433	6.4%	9.5%	9.5%	9.1%
% of FP17s Relating to Free Repair or Replacements	0	3,433	0.0%	0.6%	0.7%	0.8%
% of FP17s Relating to Continuations	5	3,433	0.1%	1.1%	1.2%	1.2%
% of Patients satisfied with the dentistry they have received	6	6	N/A	92.4%	93.1%	92.8%
% of Patients satisfied with the time they had to wait for an appointment	6	6	N/A	89.1%	88.8%	88.7%

* This is based on patients treated on this contract for their most recent course of treatment. Figures in italics indicate the base number of FP17s or Patient Questionnaire responses are less than 100. N/A is shown where the base number of responses is less than 10 during the period. % is calculated as Quantity/Base number*100

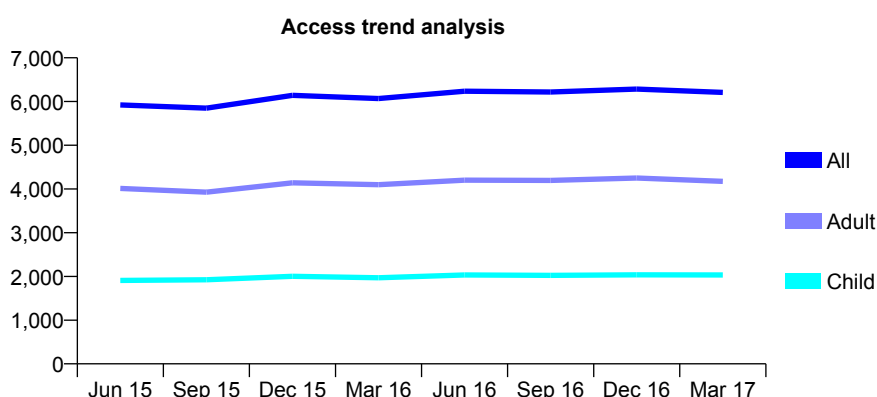
Q68 - Vital Signs At a Glance Contract Report for 947822/0001 - Year end March 2017

Name or company name	MR HS DHALIWAL
Contract type name	GDS Contract
Purpose of contract	General
Contract start date	01/04/2009
Contract end date	

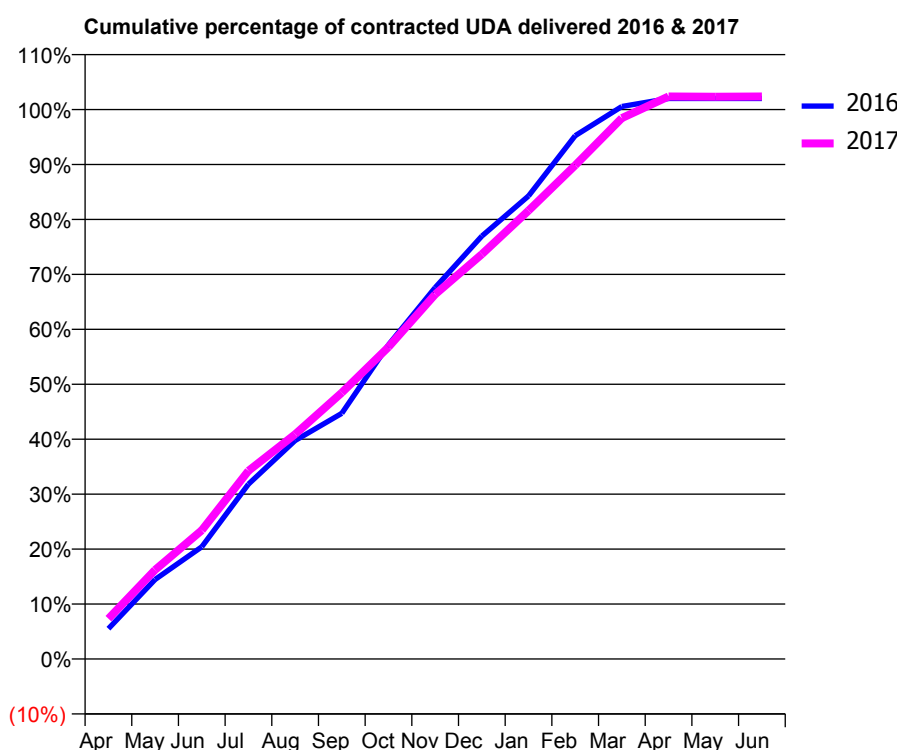
16/17 Contracted general activity (UDA)	13,500
Carry forward general activity (UDA)	-270
16/17 Contracted orthodontic activity (UOA)	0
Carry forward orthodontic activity (UOA)	0
Baseline contract value	£362,718.40

ACCESS*

Patients seen in 24 months	Total	Change since previous quarter
Quarter ending March 2016	6,069	
Quarter ending June 2016	6,236	↑
Quarter ending September 2016	6,217	→
Quarter ending December 2016	6,286	→
Quarter ending March 2017	6,207	↓
Variance since March 2016	2.3%	↑



ACTIVITY



Month	Adjusted Scheduled Activity (UDA)	
	2016	2017
April	744	991
May	1,955	2,190
June	2,758	3,163
July	4,298	4,626
August	5,368	5,522
September	6,036	6,544
October	7,720	7,664
November	9,126	8,958
December	10,389	9,945
January	11,377	11,014
February	12,855	12,129
March	13,574	13,290
April	13,769	13,819
May	13,771	13,815
June	13,772	13,819

QUALITY

	Quantity	Base Number	Contract	AT	Region	England
% of FP17s for the same patient ID Re-attending within 3 months - Children	210	2,770	7.6%	9.8%	11.9%	12.3%
% of FP17s for the same patient ID Re-attending within 3 months - Adults	802	5,126	15.6%	15.9%	16.6%	16.7%
% of FP17s for the same patient ID Re-attending between 3 & 9 months - Children	1,536	2,770	55.5%	59.0%	60.2%	57.6%
% of FP17s for the same patient ID Re-attending between 3 & 9 months - Adults	2,262	5,126	44.1%	50.5%	51.5%	50.1%
% of FP17s for Band 1 Urgent Courses	899	8,053	11.2%	9.5%	9.5%	9.1%
% of FP17s Relating to Free Repair or Replacements	59	8,053	0.7%	0.6%	0.7%	0.8%
% of FP17s Relating to Continuations	104	8,053	1.3%	1.1%	1.2%	1.2%
% of Patients satisfied with the dentistry they have received	15	17	88.2%	92.4%	93.1%	92.8%
% of Patients satisfied with the time they had to wait for an appointment	12	17	70.6%	89.1%	88.8%	88.7%

* This is based on patients treated on this contract for their most recent course of treatment. Figures in italics indicate the base number of FP17s or Patient Questionnaire responses are less than 100. N/A is shown where the base number of responses is less than 10 during the period. % is calculated as Quantity/Base number*100

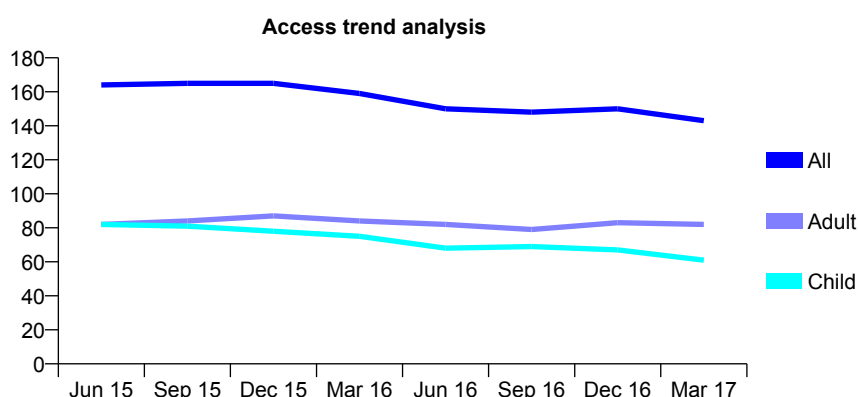
Q68 - Vital Signs At a Glance Contract Report for 949469/0001 - Year end March 2017

Name or company name	MR HC PAGE
Contract type name	GDS Contract
Purpose of contract	General
Contract start date	01/10/2010
Contract end date	

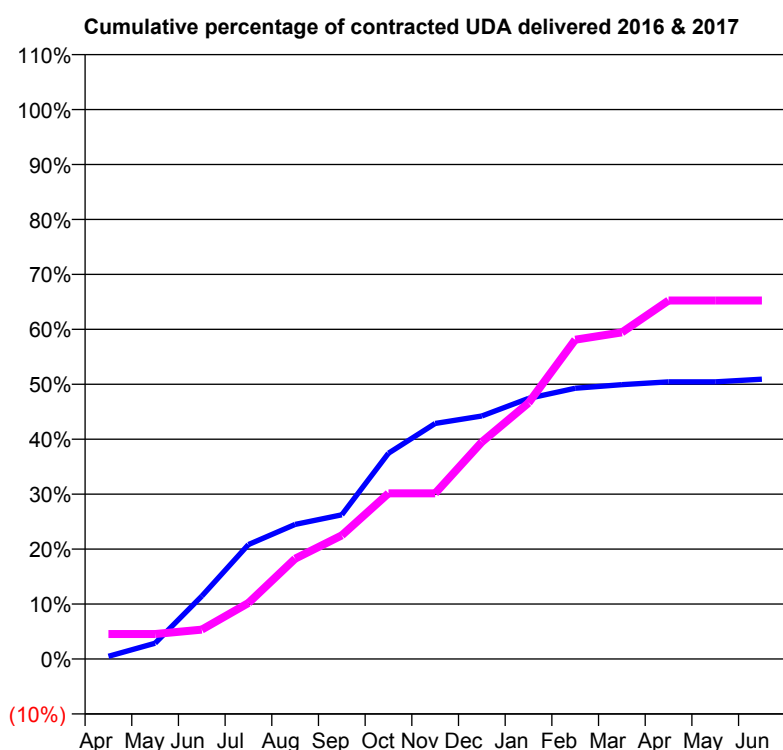
16/17 Contracted general activity (UDA)	400
Carry forward general activity (UDA)	0
16/17 Contracted orthodontic activity (UOA)	0
Carry forward orthodontic activity (UOA)	0
Baseline contract value	£11,839.37

ACCESS*

Patients seen in 24 months	Total	Change since previous quarter
Quarter ending March 2016	159	
Quarter ending June 2016	150	↓
Quarter ending September 2016	148	↓
Quarter ending December 2016	150	→
Quarter ending March 2017	143	↓
Variance since March 2016	(10.1%)	↓



ACTIVITY



Adjusted Scheduled Activity (UDA)		
Month	2016	2017
April	3	18
May	17	18
June	69	21
July	125	41
August	147	73
September	157	90
October	225	121
November	257	121
December	265	158
January	285	186
February	296	232
March	300	238
April	303	261
May	303	261
June	306	261

QUALITY

	Quantity	Base Number	Contract	AT	Region	England
% of FP17s for the same patient ID Re-attending within 3 months - Children	4	70	5.7%	9.8%	11.9%	12.3%
% of FP17s for the same patient ID Re-attending within 3 months - Adults	7	66	10.6%	15.9%	16.6%	16.7%
% of FP17s for the same patient ID Re-attending between 3 & 9 months - Children	34	70	48.6%	59.0%	60.2%	57.6%
% of FP17s for the same patient ID Re-attending between 3 & 9 months - Adults	21	66	31.8%	50.5%	51.5%	50.1%
% of FP17s for Band 1 Urgent Courses	20	140	14.3%	9.5%	9.5%	9.1%
% of FP17s Relating to Free Repair or Replacements	0	140	0.0%	0.6%	0.7%	0.8%
% of FP17s Relating to Continuations	2	140	1.4%	1.1%	1.2%	1.2%
% of Patients satisfied with the dentistry they have received	0	0	N/A	92.4%	93.1%	92.8%
% of Patients satisfied with the time they had to wait for an appointment	0	0	N/A	89.1%	88.8%	88.7%

* This is based on patients treated on this contract for their most recent course of treatment. Figures in italics indicate the base number of FP17s or Patient Questionnaire responses are less than 100. N/A is shown where the base number of responses is less than 10 during the period. % is calculated as Quantity/Base number*100

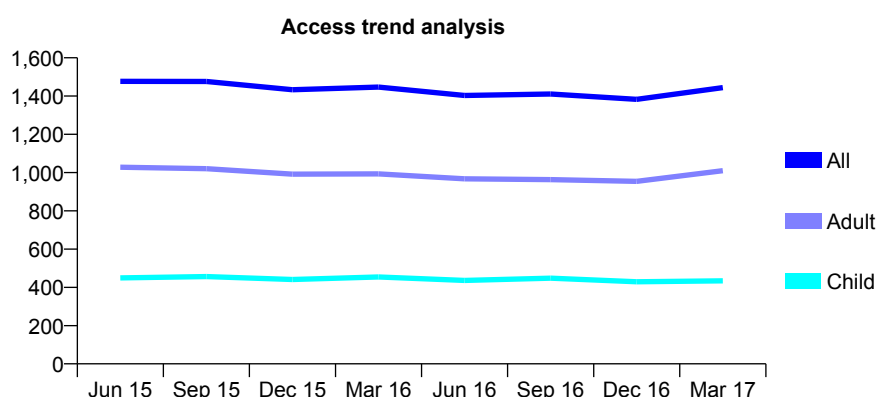
Q68 - Vital Signs At a Glance Contract Report for 949973/0001 - Year end March 2017

Name or company name	MR A DARGAHI
Contract type name	GDS Contract
Purpose of contract	General
Contract start date	01/04/2006
Contract end date	

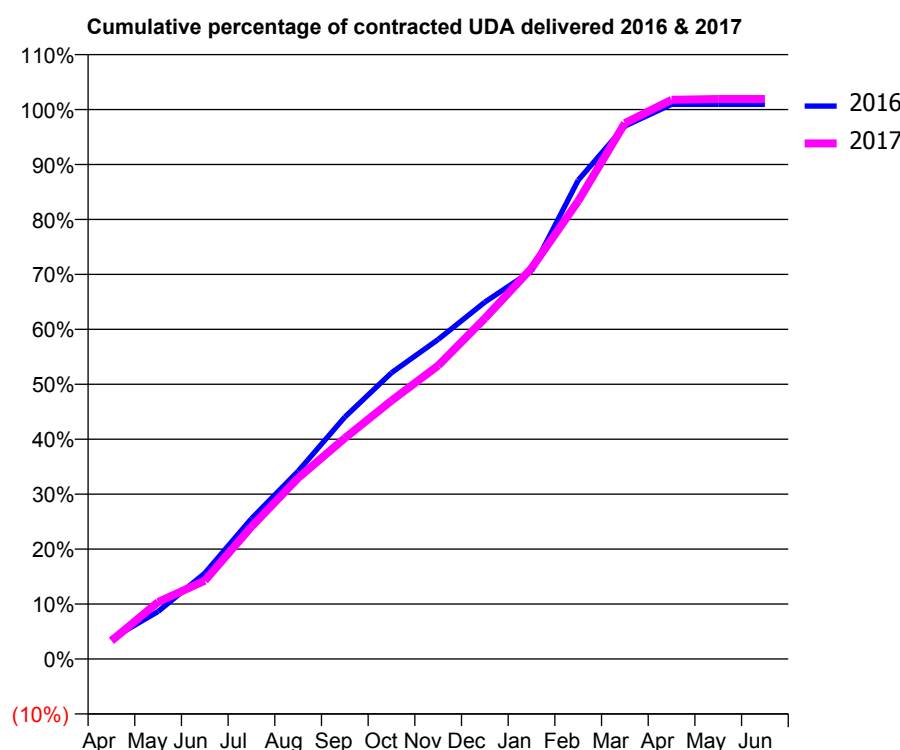
16/17 Contracted general activity (UDA)	5,000
Carry forward general activity (UDA)	-47
16/17 Contracted orthodontic activity (UOA)	0
Carry forward orthodontic activity (UOA)	0
Baseline contract value	£143,229.02

ACCESS*

Patients seen in 24 months	Total	Change since previous quarter
Quarter ending March 2016	1,447	
Quarter ending June 2016	1,403	↓
Quarter ending September 2016	1,411	→
Quarter ending December 2016	1,383	↓
Quarter ending March 2017	1,444	↑
Variance since March 2016	(0.2%)	→



ACTIVITY



Adjusted Scheduled Activity (UDA)		
Month	2016	2017
April	183	166
May	433	519
June	781	712
July	1,278	1,205
August	1,708	1,647
September	2,201	2,009
October	2,604	2,351
November	2,907	2,670
December	3,248	3,100
January	3,532	3,556
February	4,357	4,168
March	4,849	4,876
April	5,047	5,089
May	5,047	5,096
June	5,047	5,096

QUALITY

	Quantity	Base Number	Contract	AT	Region	England
% of FP17s for the same patient ID Re-attending within 3 months - Children	45	671	6.7%	9.8%	11.9%	12.3%
% of FP17s for the same patient ID Re-attending within 3 months - Adults	175	1,237	14.1%	15.9%	16.6%	16.7%
% of FP17s for the same patient ID Re-attending between 3 & 9 months - Children	427	671	63.6%	59.0%	60.2%	57.6%
% of FP17s for the same patient ID Re-attending between 3 & 9 months - Adults	580	1,237	46.9%	50.5%	51.5%	50.1%
% of FP17s for Band 1 Urgent Courses	193	1,936	10.0%	9.5%	9.5%	9.1%
% of FP17s Relating to Free Repair or Replacements	0	1,936	0.0%	0.6%	0.7%	0.8%
% of FP17s Relating to Continuations	15	1,936	0.8%	1.1%	1.2%	1.2%
% of Patients satisfied with the dentistry they have received	2	2	N/A	92.4%	93.1%	92.8%
% of Patients satisfied with the time they had to wait for an appointment	2	2	N/A	89.1%	88.8%	88.7%

* This is based on patients treated on this contract for their most recent course of treatment. Figures in italics indicate the base number of FP17s or Patient Questionnaire responses are less than 100. N/A is shown where the base number of responses is less than 10 during the period. % is calculated as Quantity/Base number*100

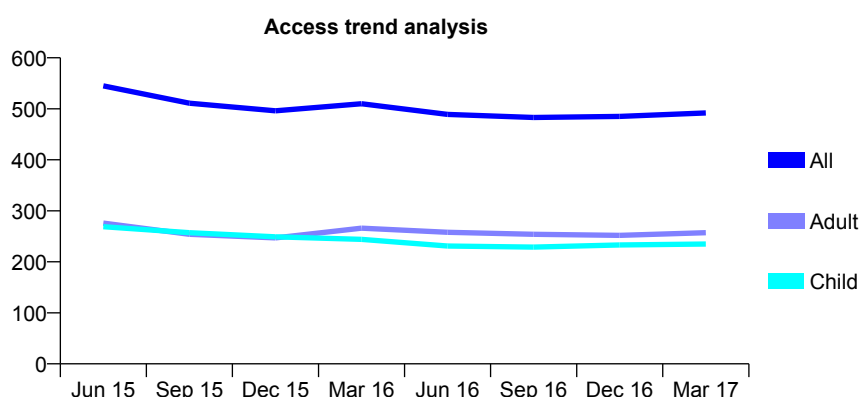
Q68 - Vital Signs At a Glance Contract Report for 953156/0001 - Year end March 2017

Name or company name	MS V BALBONTIN LAUDIEN
Contract type name	GDS Contract
Purpose of contract	General
Contract start date	01/10/2012
Contract end date	

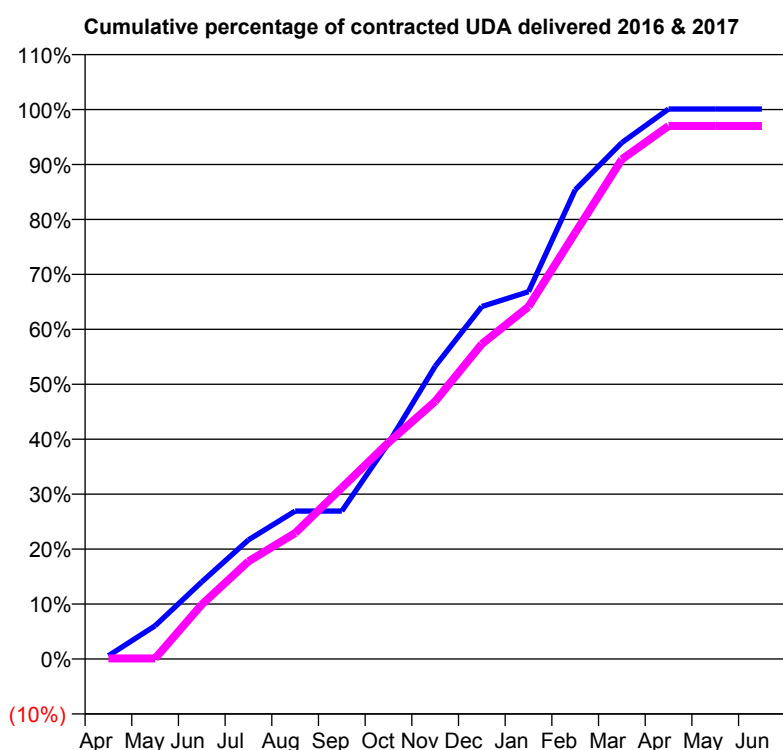
16/17 Contracted general activity (UDA)	1,666
Carry forward general activity (UDA)	-2
16/17 Contracted orthodontic activity (UOA)	0
Carry forward orthodontic activity (UOA)	0
Baseline contract value	£37,021.85

ACCESS*

Patients seen in 24 months	Total	Change since previous quarter
Quarter ending March 2016	510	
Quarter ending June 2016	489	↓
Quarter ending September 2016	483	↓
Quarter ending December 2016	485	→
Quarter ending March 2017	492	→
Variance since March 2016	(3.5%)	↓



ACTIVITY



Adjusted Scheduled Activity (UDA)		
Month	2016	2017
April	10	2
May	101	2
June	234	165
July	361	296
August	448	382
September	448	519
October	655	656
November	888	781
December	1,069	955
January	1,114	1,068
February	1,423	1,292
March	1,566	1,515
April	1,668	1,616
May	1,668	1,616
June	1,668	1,616

QUALITY

	Quantity	Base Number	Contract	AT	Region	England
% of FP17s for the same patient ID Re-attending within 3 months - Children	6	278	2.2%	9.8%	11.9%	12.3%
% of FP17s for the same patient ID Re-attending within 3 months - Adults	22	306	7.2%	15.9%	16.6%	16.7%
% of FP17s for the same patient ID Re-attending between 3 & 9 months - Children	139	278	50.0%	59.0%	60.2%	57.6%
% of FP17s for the same patient ID Re-attending between 3 & 9 months - Adults	166	306	54.2%	50.5%	51.5%	50.1%
% of FP17s for Band 1 Urgent Courses	1	579	0.2%	9.5%	9.5%	9.1%
% of FP17s Relating to Free Repair or Replacements	0	579	0.0%	0.6%	0.7%	0.8%
% of FP17s Relating to Continuations	0	579	0.0%	1.1%	1.2%	1.2%
% of Patients satisfied with the dentistry they have received	0	0	N/A	92.4%	93.1%	92.8%
% of Patients satisfied with the time they had to wait for an appointment	0	0	N/A	89.1%	88.8%	88.7%

* This is based on patients treated on this contract for their most recent course of treatment. Figures in italics indicate the base number of FP17s or Patient Questionnaire responses are less than 100. N/A is shown where the base number of responses is less than 10 during the period. % is calculated as Quantity/Base number*100

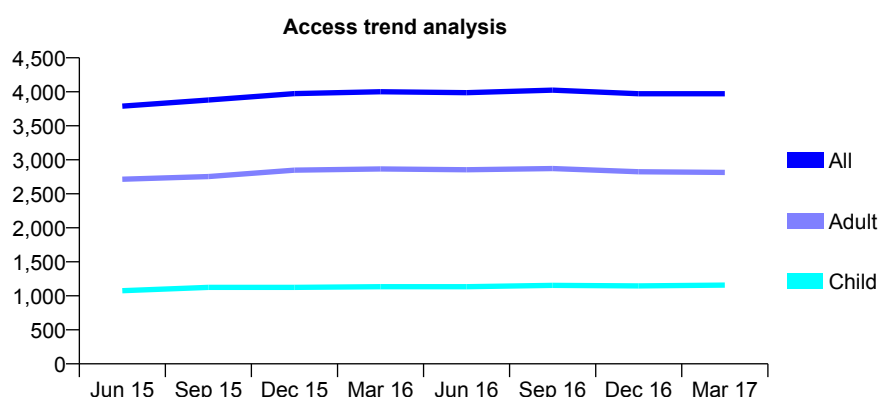
Q68 - Vital Signs At a Glance Contract Report for 959391/0001 - Year end March 2017

Name or company name	MR MM BADRBEIGI
Contract type name	GDS Contract
Purpose of contract	General
Contract start date	01/04/2006
Contract end date	

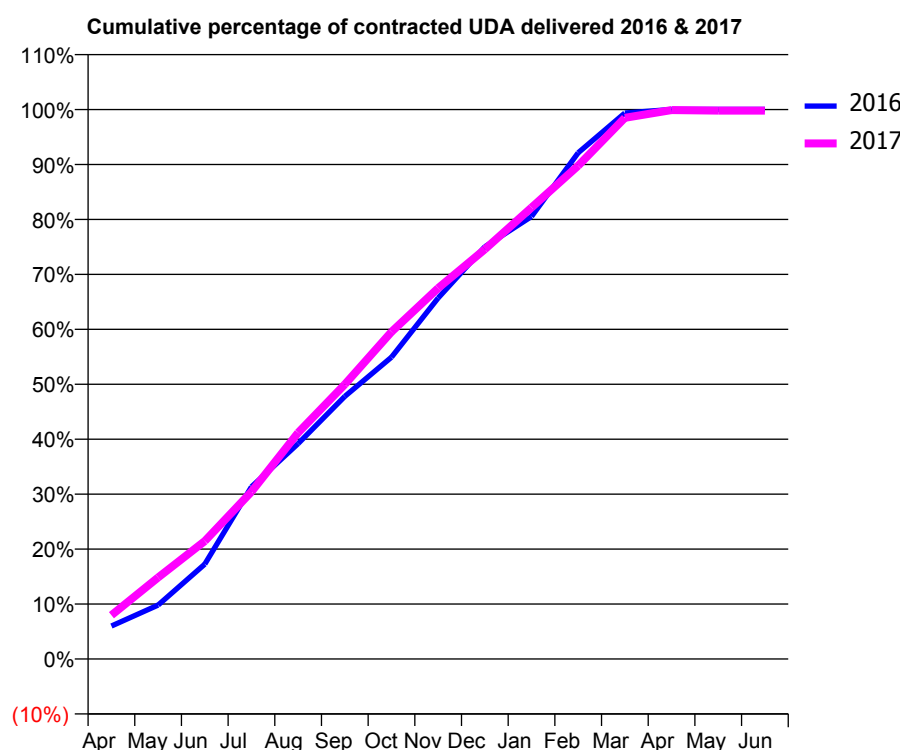
16/17 Contracted general activity (UDA)	12,138
Carry forward general activity (UDA)	-2
16/17 Contracted orthodontic activity (UOA)	0
Carry forward orthodontic activity (UOA)	0
Baseline contract value	£317,161.60

ACCESS*

Patients seen in 24 months	Total	Change since previous quarter
Quarter ending March 2016	4,001	
Quarter ending June 2016	3,988	→
Quarter ending September 2016	4,024	→
Quarter ending December 2016	3,971	↓
Quarter ending March 2017	3,971	→
Variance since March 2016	(0.7%)	→



ACTIVITY



Adjusted Scheduled Activity (UDA)		
Month	2016	2017
April	730	967
May	1,192	1,801
June	2,095	2,605
July	3,805	3,696
August	4,757	5,000
September	5,802	6,066
October	6,666	7,227
November	7,975	8,193
December	9,106	9,051
January	9,774	9,973
February	11,182	10,897
March	12,061	11,954
April	12,140	12,124
May	12,140	12,112
June	12,140	12,112

QUALITY

	Quantity	Base Number	Contract	AT	Region	England
% of FP17s for the same patient ID Re-attending within 3 months - Children	72	1,676	4.3%	9.8%	11.9%	12.3%
% of FP17s for the same patient ID Re-attending within 3 months - Adults	371	3,518	10.5%	15.9%	16.6%	16.7%
% of FP17s for the same patient ID Re-attending between 3 & 9 months - Children	1,051	1,676	62.7%	59.0%	60.2%	57.6%
% of FP17s for the same patient ID Re-attending between 3 & 9 months - Adults	1,999	3,518	56.8%	50.5%	51.5%	50.1%
% of FP17s for Band 1 Urgent Courses	250	5,224	4.8%	9.5%	9.5%	9.1%
% of FP17s Relating to Free Repair or Replacements	15	5,224	0.3%	0.6%	0.7%	0.8%
% of FP17s Relating to Continuations	11	5,224	0.2%	1.1%	1.2%	1.2%
% of Patients satisfied with the dentistry they have received	5	5	N/A	92.4%	93.1%	92.8%
% of Patients satisfied with the time they had to wait for an appointment	5	5	N/A	89.1%	88.8%	88.7%

* This is based on patients treated on this contract for their most recent course of treatment. Figures in italics indicate the base number of FP17s or Patient Questionnaire responses are less than 100. N/A is shown where the base number of responses is less than 10 during the period. % is calculated as Quantity/Base number*100

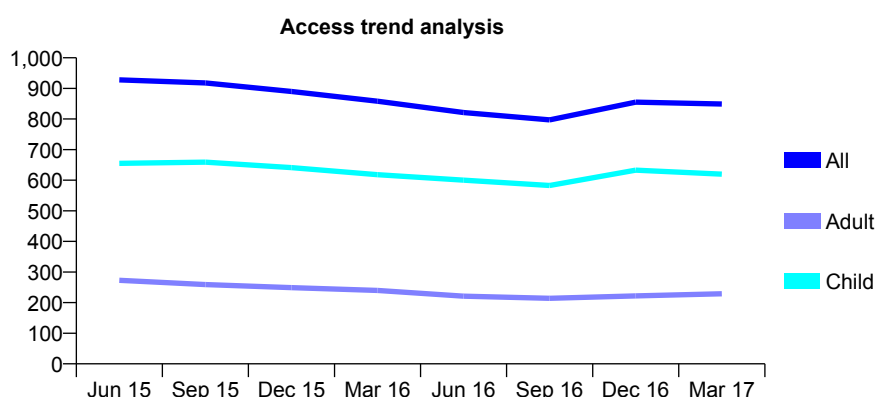
Q68 - Vital Signs At a Glance Contract Report for 960365/0001 - Year end March 2017

Name or company name	MRS N HEIDARI-ROBINSON
Contract type name	GDS Contract
Purpose of contract	General
Contract start date	01/04/2012
Contract end date	

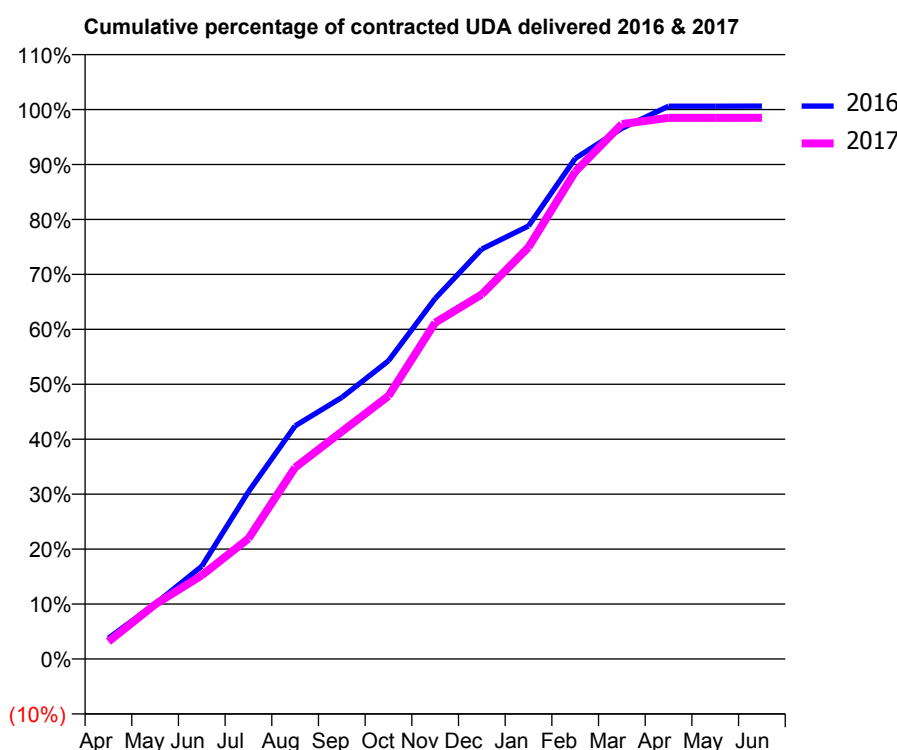
16/17 Contracted general activity (UDA)	3,300
Carry forward general activity (UDA)	-20
16/17 Contracted orthodontic activity (UOA)	0
Carry forward orthodontic activity (UOA)	0
Baseline contract value	£81,005.49

ACCESS*

Patients seen in 24 months	Total	Change since previous quarter
Quarter ending March 2016	858	
Quarter ending June 2016	821	↓
Quarter ending September 2016	797	↓
Quarter ending December 2016	855	↑
Quarter ending March 2017	849	→
Variance since March 2016	(1.0%)	↓



ACTIVITY



Adjusted Scheduled Activity (UDA)		
Month	2016	2017
April	125	104
May	331	328
June	557	502
July	1,005	724
August	1,400	1,151
September	1,571	1,366
October	1,791	1,580
November	2,165	2,020
December	2,462	2,190
January	2,601	2,472
February	3,006	2,926
March	3,187	3,213
April	3,319	3,250
May	3,319	3,250
June	3,320	3,250

QUALITY

	Quantity	Base Number	Contract	AT	Region	England
% of FP17s for the same patient ID Re-attending within 3 months - Children	170	1,289	13.2%	9.8%	11.9%	12.3%
% of FP17s for the same patient ID Re-attending within 3 months - Adults	36	210	17.1%	15.9%	16.6%	16.7%
% of FP17s for the same patient ID Re-attending between 3 & 9 months - Children	817	1,289	63.4%	59.0%	60.2%	57.6%
% of FP17s for the same patient ID Re-attending between 3 & 9 months - Adults	122	210	58.1%	50.5%	51.5%	50.1%
% of FP17s for Band 1 Urgent Courses	20	1,454	1.4%	9.5%	9.5%	9.1%
% of FP17s Relating to Free Repair or Replacements	0	1,454	0.0%	0.6%	0.7%	0.8%
% of FP17s Relating to Continuations	0	1,454	0.0%	1.1%	1.2%	1.2%
% of Patients satisfied with the dentistry they have received	1	1	N/A	92.4%	93.1%	92.8%
% of Patients satisfied with the time they had to wait for an appointment	1	1	N/A	89.1%	88.8%	88.7%

* This is based on patients treated on this contract for their most recent course of treatment. Figures in italics indicate the base number of FP17s or Patient Questionnaire responses are less than 100. N/A is shown where the base number of responses is less than 10 during the period. % is calculated as Quantity/Base number*100

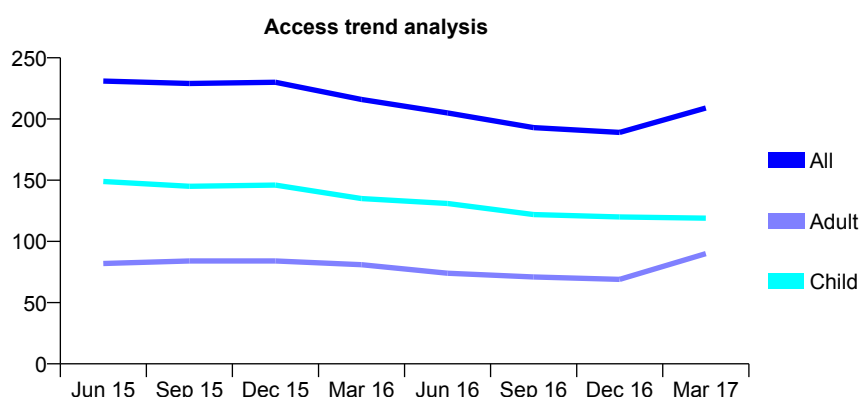
Q68 - Vital Signs At a Glance Contract Report for 962384/0001 - Year end March 2017

Name or company name	MISS S JIWANI
Contract type name	GDS Contract
Purpose of contract	General
Contract start date	01/11/2011
Contract end date	

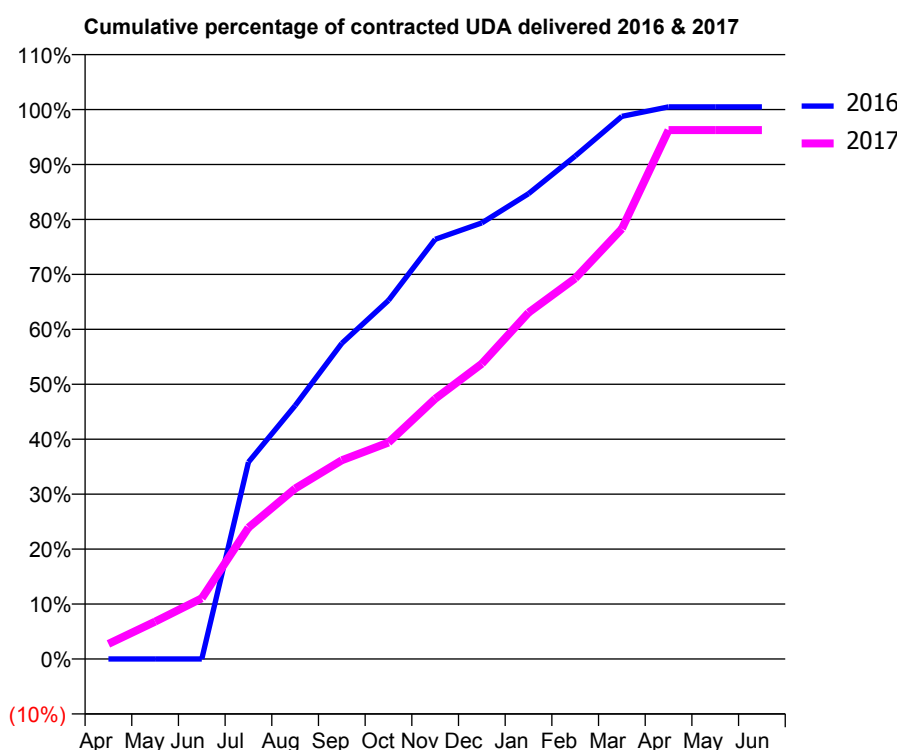
16/17 Contracted general activity (UDA)	470
Carry forward general activity (UDA)	-2
16/17 Contracted orthodontic activity (UOA)	0
Carry forward orthodontic activity (UOA)	0
Baseline contract value	£12,207.44

ACCESS*

Patients seen in 24 months	Total	Change since previous quarter
Quarter ending March 2016	216	
Quarter ending June 2016	205	↓
Quarter ending September 2016	193	↓
Quarter ending December 2016	189	↓
Quarter ending March 2017	209	↑
Variance since March 2016	(3.2%)	↓



ACTIVITY



Adjusted Scheduled Activity (UDA)		
Month	2016	2017
April	0	13
May	0	32
June	0	52
July	168	112
August	217	146
September	270	170
October	307	185
November	359	223
December	373	253
January	398	296
February	430	326
March	464	368
April	472	452
May	472	452
June	472	452

QUALITY

	Quantity	Base Number	Contract	AT	Region	England
% of FP17s for the same patient ID Re-attending within 3 months - Children	6	179	3.4%	9.8%	11.9%	12.3%
% of FP17s for the same patient ID Re-attending within 3 months - Adults	8	101	7.9%	15.9%	16.6%	16.7%
% of FP17s for the same patient ID Re-attending between 3 & 9 months - Children	126	179	70.4%	59.0%	60.2%	57.6%
% of FP17s for the same patient ID Re-attending between 3 & 9 months - Adults	59	101	58.4%	50.5%	51.5%	50.1%
% of FP17s for Band 1 Urgent Courses	17	310	5.5%	9.5%	9.5%	9.1%
% of FP17s Relating to Free Repair or Replacements	0	310	0.0%	0.6%	0.7%	0.8%
% of FP17s Relating to Continuations	0	310	0.0%	1.1%	1.2%	1.2%
% of Patients satisfied with the dentistry they have received	0	0	N/A	92.4%	93.1%	92.8%
% of Patients satisfied with the time they had to wait for an appointment	0	0	N/A	89.1%	88.8%	88.7%

* This is based on patients treated on this contract for their most recent course of treatment. Figures in italics indicate the base number of FP17s or Patient Questionnaire responses are less than 100. N/A is shown where the base number of responses is less than 10 during the period. % is calculated as Quantity/Base number*100

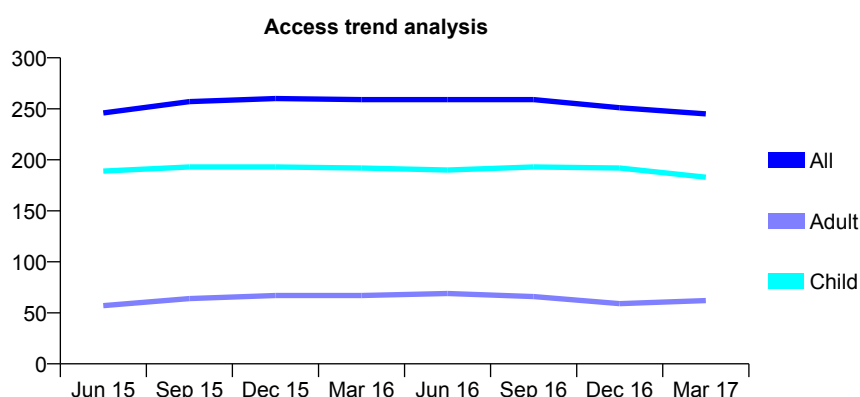
Q68 - Vital Signs At a Glance Contract Report for 963712/0001 - Year end March 2017

Name or company name	MR RJ FRANCSICS
Contract type name	GDS Contract
Purpose of contract	General
Contract start date	01/06/2012
Contract end date	

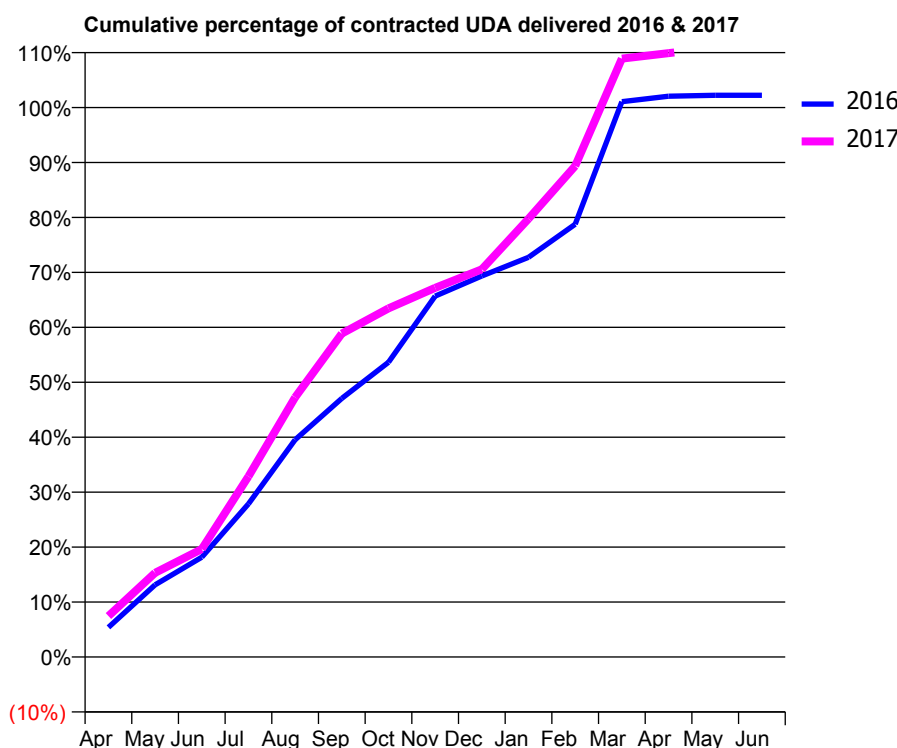
16/17 Contracted general activity (UDA)	510
Carry forward general activity (UDA)	-12
16/17 Contracted orthodontic activity (UOA)	0
Carry forward orthodontic activity (UOA)	0
Baseline contract value	£12,132.00

ACCESS*

Patients seen in 24 months	Total	Change since previous quarter
Quarter ending March 2016	259	
Quarter ending June 2016	259	→
Quarter ending September 2016	259	→
Quarter ending December 2016	251	↓
Quarter ending March 2017	245	↓
Variance since March 2016	(5.4%)	↓



ACTIVITY



Month	Adjusted Scheduled Activity (UDA)	
	2016	2017
April	32	38
May	79	78
June	109	100
July	167	168
August	237	241
September	282	300
October	322	324
November	394	343
December	416	360
January	436	407
February	473	456
March	606	555
April	612	560
May	613	565
June	613	566

QUALITY

	Quantity	Base Number	Contract	AT	Region	England
% of FP17s for the same patient ID Re-attending within 3 months - Children	15	266	5.6%	9.8%	11.9%	12.3%
% of FP17s for the same patient ID Re-attending within 3 months - Adults	1	50	2.0%	15.9%	16.6%	16.7%
% of FP17s for the same patient ID Re-attending between 3 & 9 months - Children	169	266	63.5%	59.0%	60.2%	57.6%
% of FP17s for the same patient ID Re-attending between 3 & 9 months - Adults	24	50	48.0%	50.5%	51.5%	50.1%
% of FP17s for Band 1 Urgent Courses	12	319	3.8%	9.5%	9.5%	9.1%
% of FP17s Relating to Free Repair or Replacements	0	319	0.0%	0.6%	0.7%	0.8%
% of FP17s Relating to Continuations	0	319	0.0%	1.1%	1.2%	1.2%
% of Patients satisfied with the dentistry they have received	0	0	N/A	92.4%	93.1%	92.8%
% of Patients satisfied with the time they had to wait for an appointment	0	0	N/A	89.1%	88.8%	88.7%

* This is based on patients treated on this contract for their most recent course of treatment. Figures in italics indicate the base number of FP17s or Patient Questionnaire responses are less than 100. N/A is shown where the base number of responses is less than 10 during the period. % is calculated as Quantity/Base number*100

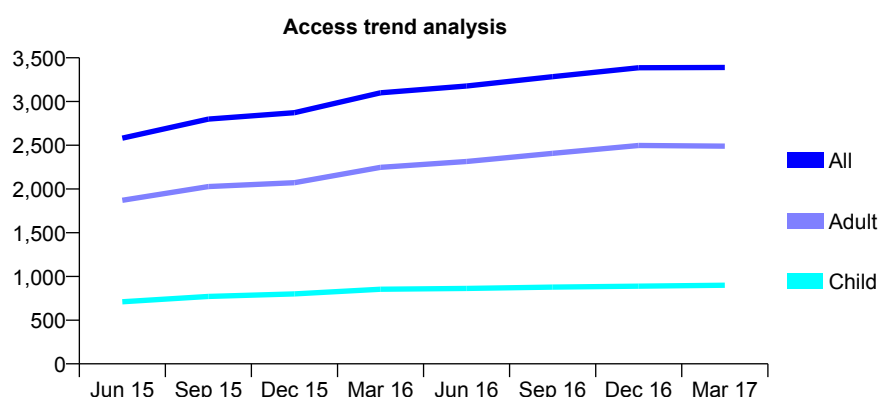
Q68 - Vital Signs At a Glance Contract Report for 972029/0001 - Year end March 2017

Name or company name	MISS KM BOLES
Contract type name	GDS Contract
Purpose of contract	General
Contract start date	01/09/2013
Contract end date	

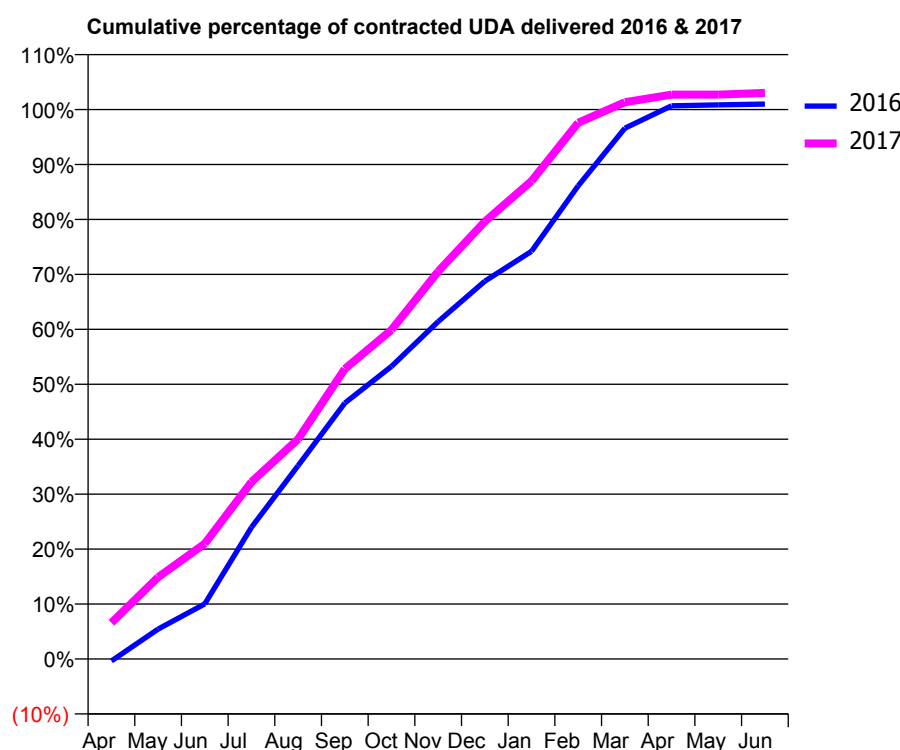
16/17 Contracted general activity (UDA)	8,284
Carry forward general activity (UDA)	-83
16/17 Contracted orthodontic activity (UOA)	0
Carry forward orthodontic activity (UOA)	0
Baseline contract value	£210,291.95

ACCESS*

Patients seen in 24 months	Total	Change since previous quarter
Quarter ending March 2016	3,100	
Quarter ending June 2016	3,177	↑
Quarter ending September 2016	3,284	↑
Quarter ending December 2016	3,386	↑
Quarter ending March 2017	3,389	→
Variance since March 2016	9.3%	↑



ACTIVITY



Month	Adjusted Scheduled Activity (UDA)	
	2016	2017
April	-31	545
May	450	1,233
June	832	1,740
July	1,985	2,669
August	2,916	3,317
September	3,859	4,373
October	4,411	4,962
November	5,088	5,844
December	5,696	6,595
January	6,146	7,206
February	7,134	8,084
March	8,002	8,395
April	8,341	8,508
May	8,355	8,509
June	8,367	8,535

QUALITY

	Quantity	Base Number	Contract	AT	Region	England
% of FP17s for the same patient ID Re-attending within 3 months - Children	83	1,295	6.4%	9.8%	11.9%	12.3%
% of FP17s for the same patient ID Re-attending within 3 months - Adults	478	3,161	15.1%	15.9%	16.6%	16.7%
% of FP17s for the same patient ID Re-attending between 3 & 9 months - Children	770	1,295	59.5%	59.0%	60.2%	57.6%
% of FP17s for the same patient ID Re-attending between 3 & 9 months - Adults	1,528	3,161	48.3%	50.5%	51.5%	50.1%
% of FP17s for Band 1 Urgent Courses	307	3,864	7.9%	9.5%	9.5%	9.1%
% of FP17s Relating to Free Repair or Replacements	24	3,864	0.6%	0.6%	0.7%	0.8%
% of FP17s Relating to Continuations	30	3,864	0.8%	1.1%	1.2%	1.2%
% of Patients satisfied with the dentistry they have received	6	6	N/A	92.4%	93.1%	92.8%
% of Patients satisfied with the time they had to wait for an appointment	6	6	N/A	89.1%	88.8%	88.7%

* This is based on patients treated on this contract for their most recent course of treatment. Figures in italics indicate the base number of FP17s or Patient Questionnaire responses are less than 100. N/A is shown where the base number of responses is less than 10 during the period. % is calculated as Quantity/Base number*100

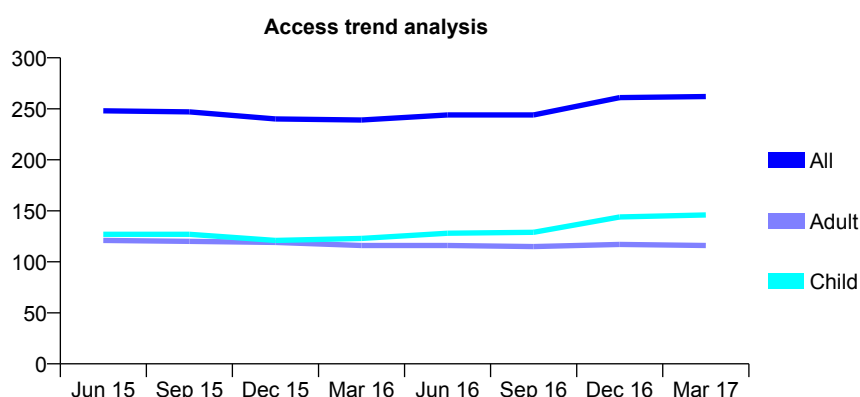
Q68 - Vital Signs At a Glance Contract Report for 974498/0001 - Year end March 2017

Name or company name	MR MA TREMMEL
Contract type name	GDS Contract
Purpose of contract	General
Contract start date	24/12/2011
Contract end date	

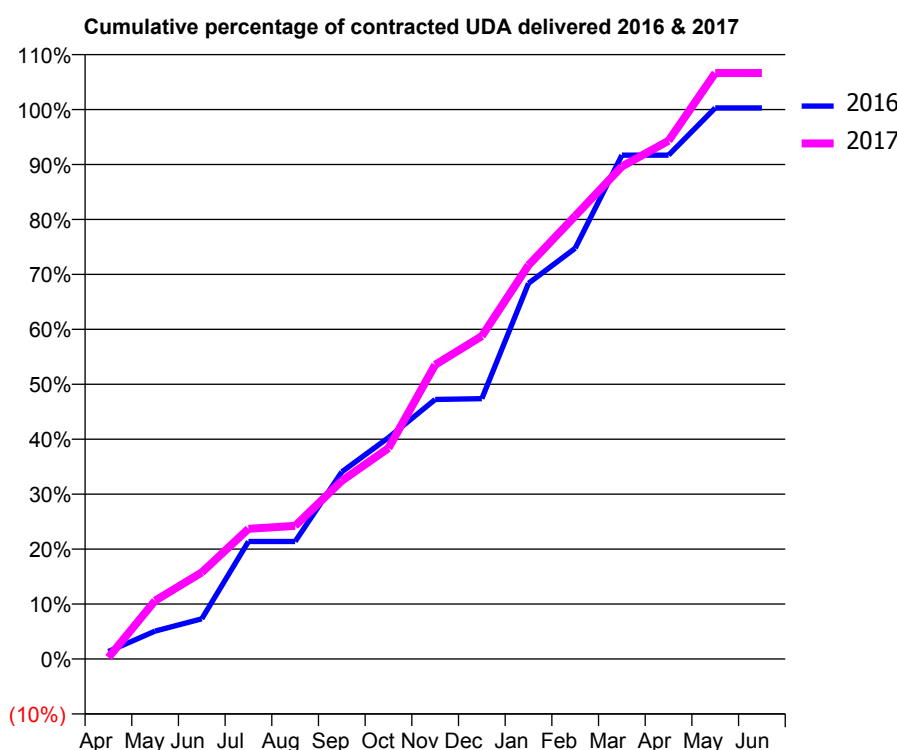
16/17 Contracted general activity (UDA)	727
Carry forward general activity (UDA)	-2
16/17 Contracted orthodontic activity (UOA)	0
Carry forward orthodontic activity (UOA)	0
Baseline contract value	£16,387.61

ACCESS*

Patients seen in 24 months	Total	Change since previous quarter
Quarter ending March 2016	239	
Quarter ending June 2016	244	↑
Quarter ending September 2016	244	→
Quarter ending December 2016	261	↑
Quarter ending March 2017	262	→
Variance since March 2016	9.6%	↑



ACTIVITY



Month	Adjusted Scheduled Activity (UDA)	
	2016	2017
April	10	2
May	37	77
June	53	115
July	156	172
August	156	176
September	248	236
October	293	279
November	343	389
December	344	427
January	497	521
February	543	586
March	667	652
April	667	686
May	729	775
June	729	775

QUALITY

	Quantity	Base Number	Contract	AT	Region	England
% of FP17s for the same patient ID Re-attending within 3 months - Children	16	206	7.8%	9.8%	11.9%	12.3%
% of FP17s for the same patient ID Re-attending within 3 months - Adults	12	116	10.3%	15.9%	16.6%	16.7%
% of FP17s for the same patient ID Re-attending between 3 & 9 months - Children	113	206	54.9%	59.0%	60.2%	57.6%
% of FP17s for the same patient ID Re-attending between 3 & 9 months - Adults	61	116	52.6%	50.5%	51.5%	50.1%
% of FP17s for Band 1 Urgent Courses	21	337	6.2%	9.5%	9.5%	9.1%
% of FP17s Relating to Free Repair or Replacements	0	337	0.0%	0.6%	0.7%	0.8%
% of FP17s Relating to Continuations	0	337	0.0%	1.1%	1.2%	1.2%
% of Patients satisfied with the dentistry they have received	0	0	N/A	92.4%	93.1%	92.8%
% of Patients satisfied with the time they had to wait for an appointment	0	0	N/A	89.1%	88.8%	88.7%

* This is based on patients treated on this contract for their most recent course of treatment. Figures in italics indicate the base number of FP17s or Patient Questionnaire responses are less than 100. N/A is shown where the base number of responses is less than 10 during the period. % is calculated as Quantity/Base number*100

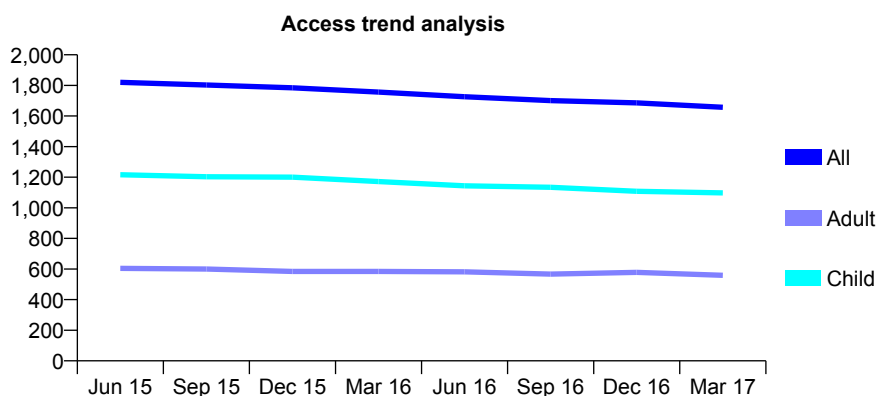
Q68 - Vital Signs At a Glance Contract Report for 979481/0001 - Year end March 2017

Name or company name	Forestmead Dental Surgery
Contract type name	GDS Contract
Purpose of contract	General
Contract start date	01/04/2006
Contract end date	

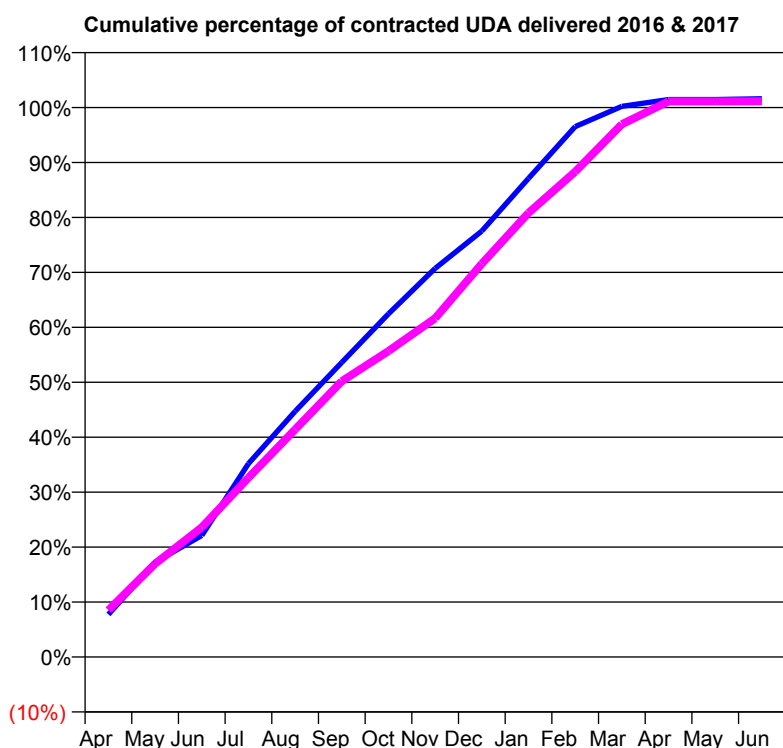
16/17 Contracted general activity (UDA)	3,100
Carry forward general activity (UDA)	-50
16/17 Contracted orthodontic activity (UOA)	0
Carry forward orthodontic activity (UOA)	0
Baseline contract value	£66,393.09

ACCESS*

Patients seen in 24 months	Total	Change since previous quarter
Quarter ending March 2016	1,756	
Quarter ending June 2016	1,726	↓
Quarter ending September 2016	1,701	↓
Quarter ending December 2016	1,686	→
Quarter ending March 2017	1,657	↓
Variance since March 2016	(5.6%)	↓



ACTIVITY



Adjusted Scheduled Activity (UDA)		
Month	2016	2017
April	240	264
May	534	526
June	685	732
July	1,091	1,011
August	1,386	1,284
September	1,662	1,556
October	1,936	1,726
November	2,192	1,911
December	2,403	2,219
January	2,700	2,505
February	2,992	2,738
March	3,106	3,006
April	3,145	3,134
May	3,145	3,134
June	3,150	3,135

QUALITY

	Quantity	Base Number	Contract	AT	Region	England
% of FP17s for the same patient ID Re-attending within 3 months - Children	74	1,658	4.5%	9.8%	11.9%	12.3%
% of FP17s for the same patient ID Re-attending within 3 months - Adults	35	538	6.5%	15.9%	16.6%	16.7%
% of FP17s for the same patient ID Re-attending between 3 & 9 months - Children	982	1,658	59.2%	59.0%	60.2%	57.6%
% of FP17s for the same patient ID Re-attending between 3 & 9 months - Adults	276	538	51.3%	50.5%	51.5%	50.1%
% of FP17s for Band 1 Urgent Courses	90	2,256	4.0%	9.5%	9.5%	9.1%
% of FP17s Relating to Free Repair or Replacements	2	2,256	0.1%	0.6%	0.7%	0.8%
% of FP17s Relating to Continuations	15	2,256	0.7%	1.1%	1.2%	1.2%
% of Patients satisfied with the dentistry they have received	0	0	N/A	92.4%	93.1%	92.8%
% of Patients satisfied with the time they had to wait for an appointment	0	0	N/A	89.1%	88.8%	88.7%

* This is based on patients treated on this contract for their most recent course of treatment. Figures in italics indicate the base number of FP17s or Patient Questionnaire responses are less than 100. N/A is shown where the base number of responses is less than 10 during the period. % is calculated as Quantity/Base number*100

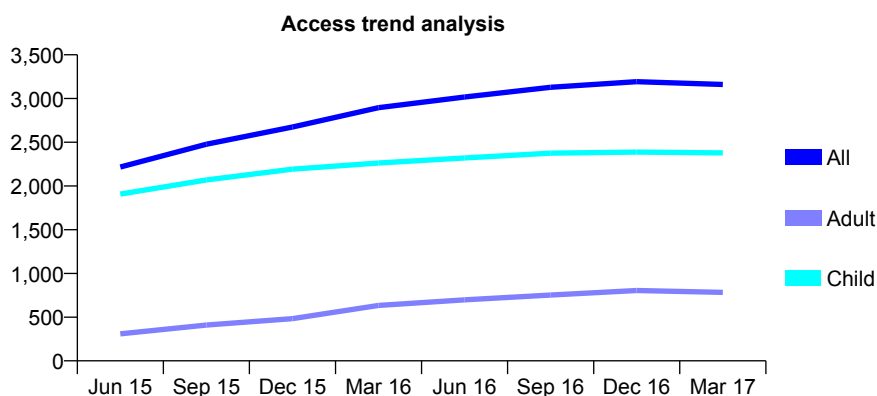
Q68 - Vital Signs At a Glance Contract Report for 981893/0001 - Year end March 2017

Name or company name	MS MN VO
Contract type name	GDS Contract
Purpose of contract	General
Contract start date	18/08/2014
Contract end date	

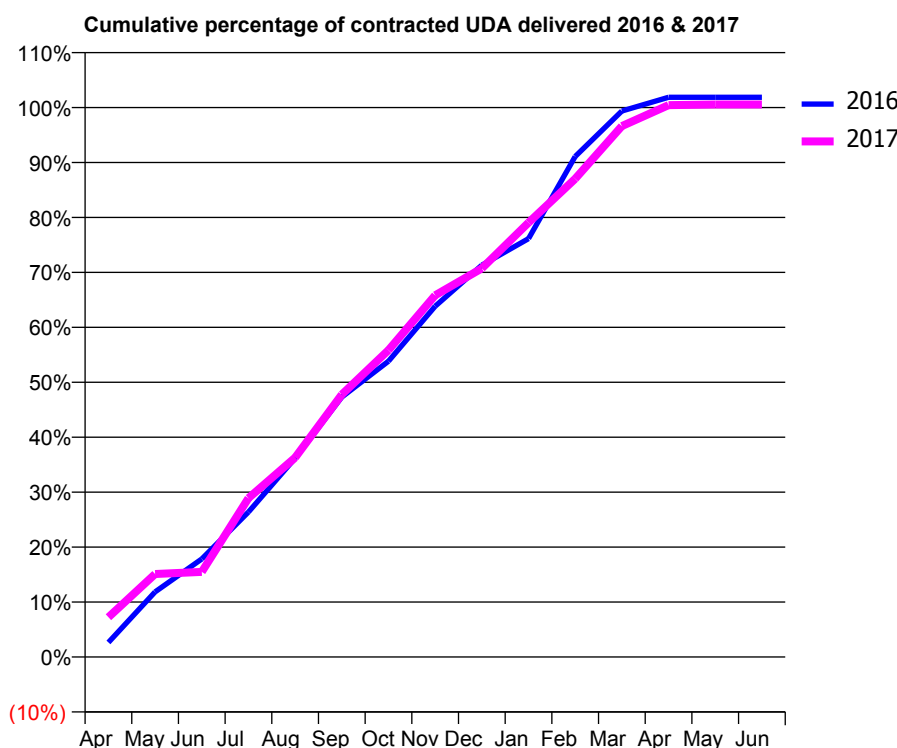
16/17 Contracted general activity (UDA)	6,000
Carry forward general activity (UDA)	-111
16/17 Contracted orthodontic activity (UOA)	0
Carry forward orthodontic activity (UOA)	0
Baseline contract value	£147,951.51

ACCESS*

Patients seen in 24 months	Total	Change since previous quarter
Quarter ending March 2016	2,896	
Quarter ending June 2016	3,018	↑
Quarter ending September 2016	3,128	↑
Quarter ending December 2016	3,192	↑
Quarter ending March 2017	3,161	→
Variance since March 2016	9.2%	↑



ACTIVITY



Month	Adjusted Scheduled Activity (UDA)	
	2016	2017
April	159	435
May	712	906
June	1,070	930
July	1,583	1,734
August	2,172	2,178
September	2,838	2,866
October	3,230	3,352
November	3,830	3,949
December	4,279	4,243
January	4,569	4,743
February	5,465	5,222
March	5,961	5,797
April	6,111	6,026
May	6,111	6,033
June	6,111	6,033

QUALITY

	Quantity	Base Number	Contract	AT	Region	England
% of FP17s for the same patient ID Re-attending within 3 months - Children	225	3,538	6.4%	9.8%	11.9%	12.3%
% of FP17s for the same patient ID Re-attending within 3 months - Adults	38	501	7.6%	15.9%	16.6%	16.7%
% of FP17s for the same patient ID Re-attending between 3 & 9 months - Children	2,273	3,538	64.2%	59.0%	60.2%	57.6%
% of FP17s for the same patient ID Re-attending between 3 & 9 months - Adults	182	501	36.3%	50.5%	51.5%	50.1%
% of FP17s for Band 1 Urgent Courses	214	4,070	5.3%	9.5%	9.5%	9.1%
% of FP17s Relating to Free Repair or Replacements	5	4,070	0.1%	0.6%	0.7%	0.8%
% of FP17s Relating to Continuations	8	4,070	0.2%	1.1%	1.2%	1.2%
% of Patients satisfied with the dentistry they have received	6	6	N/A	92.4%	93.1%	92.8%
% of Patients satisfied with the time they had to wait for an appointment	5	6	N/A	89.1%	88.8%	88.7%

* This is based on patients treated on this contract for their most recent course of treatment. Figures in italics indicate the base number of FP17s or Patient Questionnaire responses are less than 100. N/A is shown where the base number of responses is less than 10 during the period. % is calculated as Quantity/Base number*100

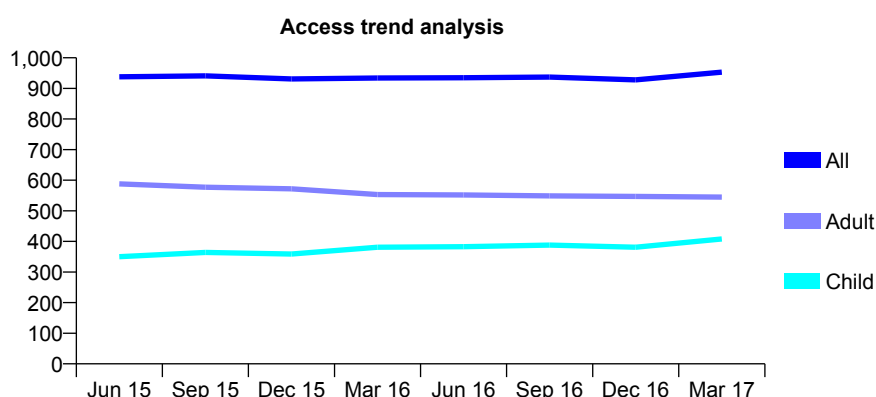
Q68 - Vital Signs At a Glance Contract Report for 982784/0001 - Year end March 2017

Name or company name	MISS ME DAVIES
Contract type name	GDS Contract
Purpose of contract	General
Contract start date	01/04/2006
Contract end date	

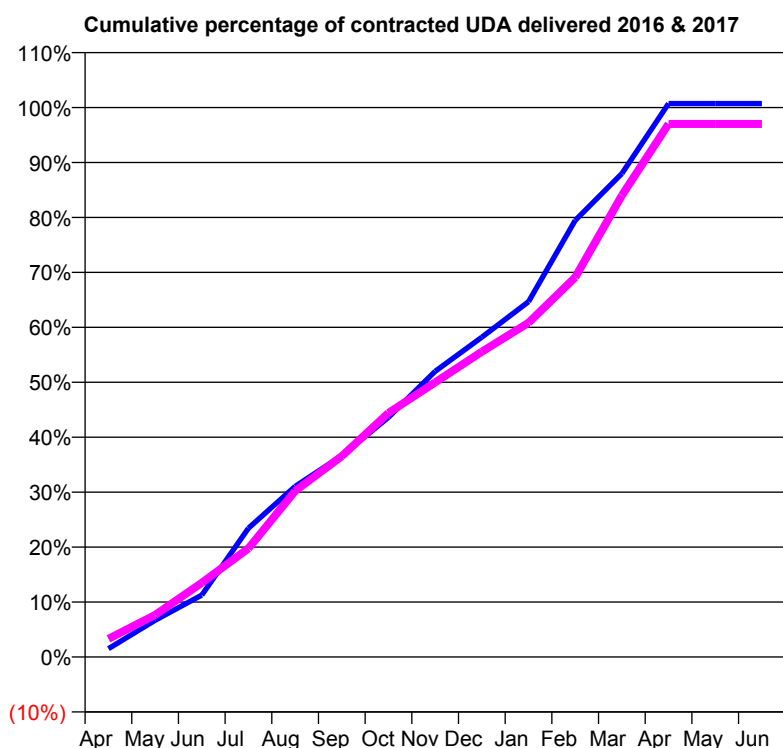
16/17 Contracted general activity (UDA)	2,505
Carry forward general activity (UDA)	-18
16/17 Contracted orthodontic activity (UOA)	0
Carry forward orthodontic activity (UOA)	0
Baseline contract value	£57,775.28

ACCESS*

Patients seen in 24 months	Total	Change since previous quarter
Quarter ending March 2016	934	
Quarter ending June 2016	935	→
Quarter ending September 2016	937	→
Quarter ending December 2016	928	→
Quarter ending March 2017	953	↑
Variance since March 2016	2.0%	↑



ACTIVITY



Adjusted Scheduled Activity (UDA)		
Month	2016	2017
April	38	83
May	167	192
June	282	338
July	588	495
August	778	757
September	918	916
October	1,092	1,113
November	1,302	1,252
December	1,458	1,392
January	1,620	1,523
February	1,991	1,731
March	2,204	2,104
April	2,523	2,430
May	2,523	2,430
June	2,523	2,430

QUALITY

	Quantity	Base Number	Contract	AT	Region	England
% of FP17s for the same patient ID Re-attending within 3 months - Children	25	730	3.4%	9.8%	11.9%	12.3%
% of FP17s for the same patient ID Re-attending within 3 months - Adults	64	793	8.1%	15.9%	16.6%	16.7%
% of FP17s for the same patient ID Re-attending between 3 & 9 months - Children	546	730	74.8%	59.0%	60.2%	57.6%
% of FP17s for the same patient ID Re-attending between 3 & 9 months - Adults	510	793	64.3%	50.5%	51.5%	50.1%
% of FP17s for Band 1 Urgent Courses	75	1,515	5.0%	9.5%	9.5%	9.1%
% of FP17s Relating to Free Repair or Replacements	7	1,515	0.5%	0.6%	0.7%	0.8%
% of FP17s Relating to Continuations	0	1,515	0.0%	1.1%	1.2%	1.2%
% of Patients satisfied with the dentistry they have received	3	3	N/A	92.4%	93.1%	92.8%
% of Patients satisfied with the time they had to wait for an appointment	3	3	N/A	89.1%	88.8%	88.7%

* This is based on patients treated on this contract for their most recent course of treatment. Figures in italics indicate the base number of FP17s or Patient Questionnaire responses are less than 100. N/A is shown where the base number of responses is less than 10 during the period. % is calculated as Quantity/Base number*100

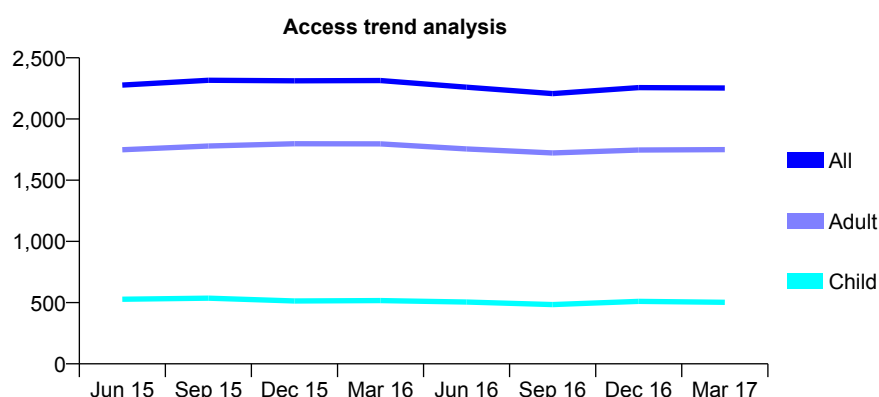
Q68 - Vital Signs At a Glance Contract Report for 993980/0002 - Year end March 2017

Name or company name	MISS SH WILKINSON
Contract type name	GDS Contract
Purpose of contract	General
Contract start date	01/07/2007
Contract end date	

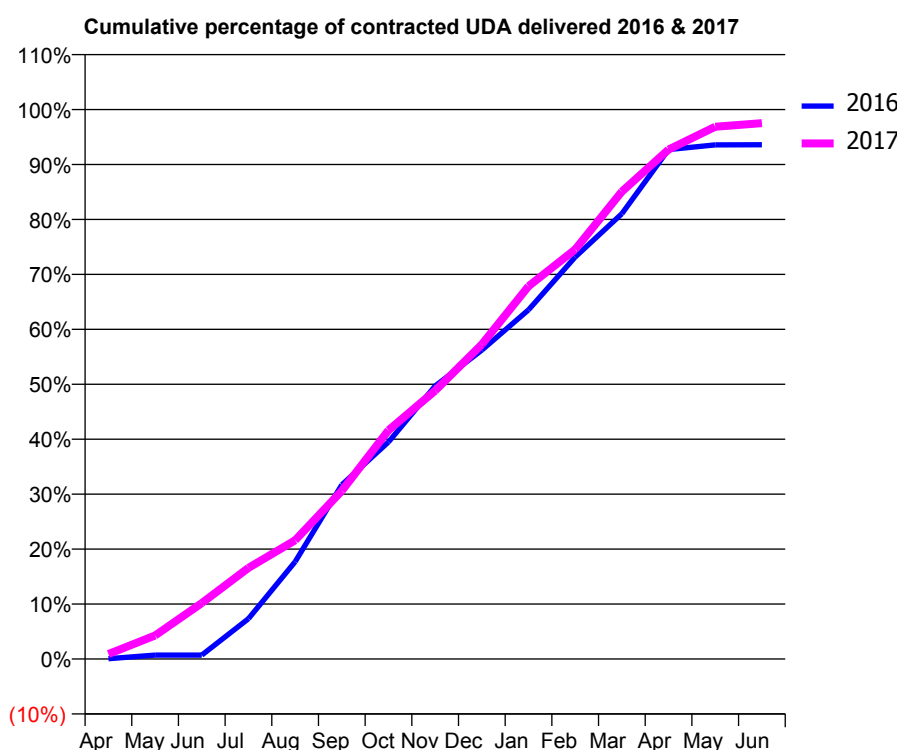
16/17 Contracted general activity (UDA)	6,500
Carry forward general activity (UDA)	0
16/17 Contracted orthodontic activity (UOA)	0
Carry forward orthodontic activity (UOA)	0
Baseline contract value	£164,991.21

ACCESS*

Patients seen in 24 months	Total	Change since previous quarter
Quarter ending March 2016	2,314	
Quarter ending June 2016	2,260	↓
Quarter ending September 2016	2,207	↓
Quarter ending December 2016	2,257	↑
Quarter ending March 2017	2,253	→
Variance since March 2016	(2.6%)	↓



ACTIVITY



Adjusted Scheduled Activity (UDA)		
Month	2016	2017
April	3	59
May	43	279
June	43	661
July	441	1,079
August	1,063	1,405
September	1,902	1,990
October	2,369	2,705
November	2,982	3,175
December	3,372	3,722
January	3,813	4,409
February	4,389	4,845
March	4,863	5,530
April	5,563	6,026
May	5,614	6,296
June	5,615	6,339

QUALITY

	Quantity	Base Number	Contract	AT	Region	England
% of FP17s for the same patient ID Re-attending within 3 months - Children	14	488	2.9%	9.8%	11.9%	12.3%
% of FP17s for the same patient ID Re-attending within 3 months - Adults	204	1,797	11.4%	15.9%	16.6%	16.7%
% of FP17s for the same patient ID Re-attending between 3 & 9 months - Children	170	488	34.8%	59.0%	60.2%	57.6%
% of FP17s for the same patient ID Re-attending between 3 & 9 months - Adults	641	1,797	35.7%	50.5%	51.5%	50.1%
% of FP17s for Band 1 Urgent Courses	96	2,290	4.2%	9.5%	9.5%	9.1%
% of FP17s Relating to Free Repair or Replacements	36	2,290	1.6%	0.6%	0.7%	0.8%
% of FP17s Relating to Continuations	9	2,290	0.4%	1.1%	1.2%	1.2%
% of Patients satisfied with the dentistry they have received	16	17	94.1%	92.4%	93.1%	92.8%
% of Patients satisfied with the time they had to wait for an appointment	16	17	94.1%	89.1%	88.8%	88.7%

* This is based on patients treated on this contract for their most recent course of treatment. Figures in italics indicate the base number of FP17s or Patient Questionnaire responses are less than 100. N/A is shown where the base number of responses is less than 10 during the period. % is calculated as Quantity/Base number*100

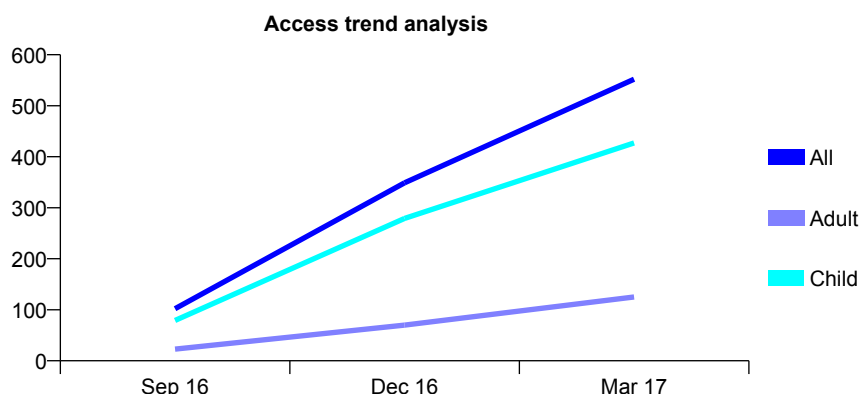
Q69 - Vital Signs At a Glance Contract Report for 100194/0000 - Year end March 2017

Name or company name	Chalfont St Peter Partnership
Contract type name	GDS Contract
Purpose of contract	General
Contract start date	01/08/2016
Contract end date	

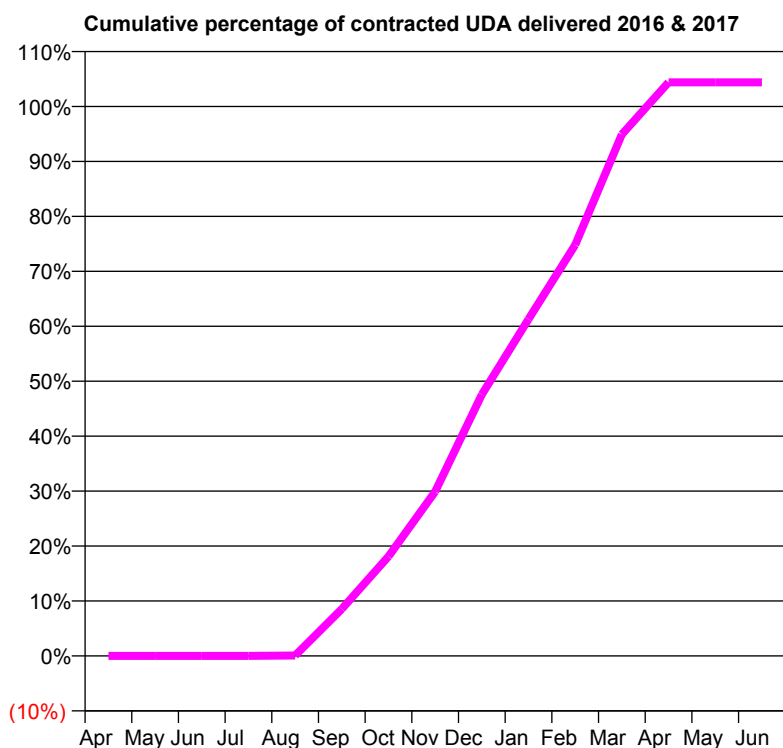
16/17 Contracted general activity (UDA)	1,067
Carry forward general activity (UDA)	0
16/17 Contracted orthodontic activity (UOA)	0
Carry forward orthodontic activity (UOA)	0
Baseline contract value	£27,125.63

ACCESS*

Patients seen in 24 months	Total	Change since previous quarter
Quarter ending March 2016	0	
Quarter ending June 2016	0	
Quarter ending September 2016	102	↑
Quarter ending December 2016	349	↑
Quarter ending March 2017	552	↑
Variance since March 2016	N/A	



ACTIVITY



Month	Adjusted Scheduled Activity (UDA)	
	2016	2017
April	0	0
May	0	0
June	0	0
July	0	0
August	0	1
September	0	91
October	0	193
November	0	319
December	0	508
January	0	654
February	0	798
March	0	1,013
April	0	1,114
May	0	1,114
June	0	1,114

QUALITY

	Quantity	Base Number	Contract	AT	Region	England
% of FP17s for the same patient ID Re-attending within 3 months - Children	15	485	3.1%	11.9%	11.9%	12.3%
% of FP17s for the same patient ID Re-attending within 3 months - Adults	6	128	4.7%	15.7%	16.6%	16.7%
% of FP17s for the same patient ID Re-attending between 3 & 9 months - Children	26	485	5.4%	57.2%	60.2%	57.6%
% of FP17s for the same patient ID Re-attending between 3 & 9 months - Adults	12	128	9.4%	48.2%	51.5%	50.1%
% of FP17s for Band 1 Urgent Courses	14	656	2.1%	9.7%	9.5%	9.1%
% of FP17s Relating to Free Repair or Replacements	0	656	0.0%	0.8%	0.7%	0.8%
% of FP17s Relating to Continuations	3	656	0.5%	0.9%	1.2%	1.2%
% of Patients satisfied with the dentistry they have received	0	0	N/A	93.1%	93.1%	92.8%
% of Patients satisfied with the time they had to wait for an appointment	0	0	N/A	89.9%	88.8%	88.7%

* This is based on patients treated on this contract for their most recent course of treatment. Figures in italics indicate the base number of FP17s or Patient Questionnaire responses are less than 100. N/A is shown where the base number of responses is less than 10 during the period. % is calculated as Quantity/Base number*100

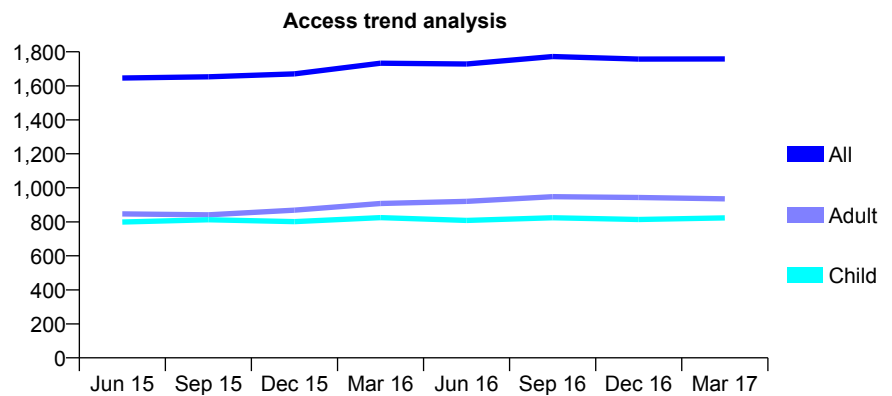
Q69 - Vital Signs At a Glance Contract Report for 101281/0060 - Year end March 2017

Name or company name	OASIS DENTAL CARE LTD
Contract type name	GDS Contract
Purpose of contract	General
Contract start date	01/04/2006
Contract end date	

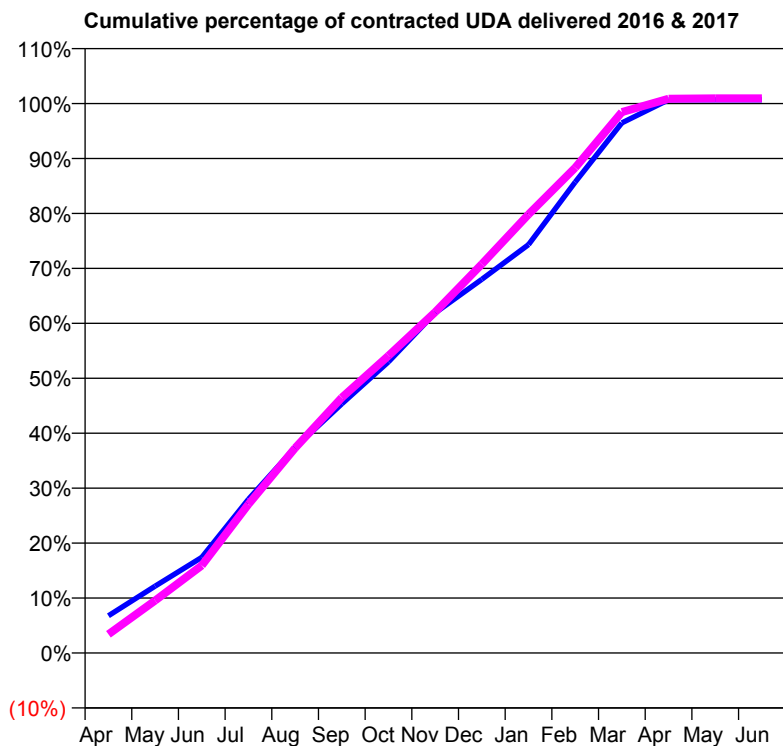
16/17 Contracted general activity (UDA)	3,827
Carry forward general activity (UDA)	60
16/17 Contracted orthodontic activity (UOA)	0
Carry forward orthodontic activity (UOA)	0
Baseline contract value	£86,338.72

ACCESS*

Patients seen in 24 months	Total	Change since previous quarter
Quarter ending March 2016	1,733	
Quarter ending June 2016	1,728	→
Quarter ending September 2016	1,772	↑
Quarter ending December 2016	1,757	→
Quarter ending March 2017	1,758	→
Variance since March 2016	1.4%	→



ACTIVITY



Adjusted Scheduled Activity (UDA)		
Month	2016	2017
April	261	131
May	469	366
June	670	609
July	1,079	1,036
August	1,442	1,428
September	1,747	1,779
October	2,041	2,071
November	2,385	2,374
December	2,621	2,708
January	2,863	3,055
February	3,302	3,380
March	3,717	3,767
April	3,879	3,860
May	3,879	3,863
June	3,879	3,863

QUALITY

	Quantity	Base Number	Contract	AT	Region	England
% of FP17s for the same patient ID Re-attending within 3 months - Children	122	1,347	9.1%	11.9%	11.9%	12.3%
% of FP17s for the same patient ID Re-attending within 3 months - Adults	192	1,136	16.9%	15.7%	16.6%	16.7%
% of FP17s for the same patient ID Re-attending between 3 & 9 months - Children	850	1,347	63.1%	57.2%	60.2%	57.6%
% of FP17s for the same patient ID Re-attending between 3 & 9 months - Adults	483	1,136	42.5%	48.2%	51.5%	50.1%
% of FP17s for Band 1 Urgent Courses	231	2,441	9.5%	9.7%	9.5%	9.1%
% of FP17s Relating to Free Repair or Replacements	1	2,441	0.0%	0.8%	0.7%	0.8%
% of FP17s Relating to Continuations	49	2,441	2.0%	0.9%	1.2%	1.2%
% of Patients satisfied with the dentistry they have received	3	3	N/A	93.1%	93.1%	92.8%
% of Patients satisfied with the time they had to wait for an appointment	3	3	N/A	89.9%	88.8%	88.7%

* This is based on patients treated on this contract for their most recent course of treatment. Figures in italics indicate the base number of FP17s or Patient Questionnaire responses are less than 100. N/A is shown where the base number of responses is less than 10 during the period. % is calculated as Quantity/Base number*100

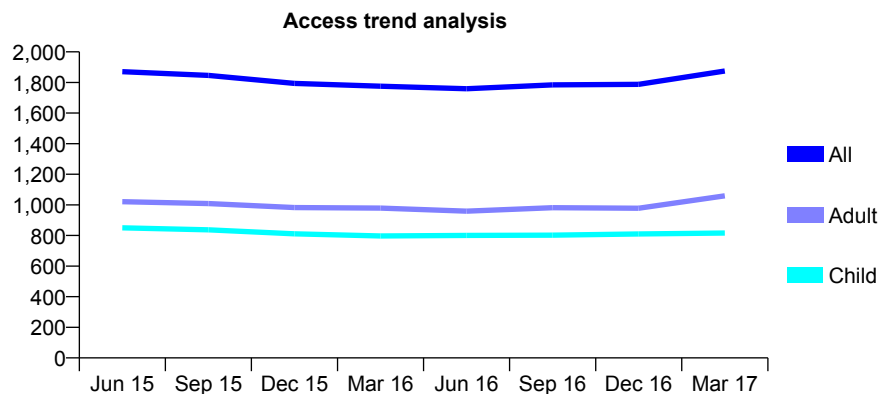
Q69 - Vital Signs At a Glance Contract Report for 101281/0061 - Year end March 2017

Name or company name	OASIS DENTAL CARE LTD
Contract type name	GDS Contract
Purpose of contract	General
Contract start date	01/04/2006
Contract end date	

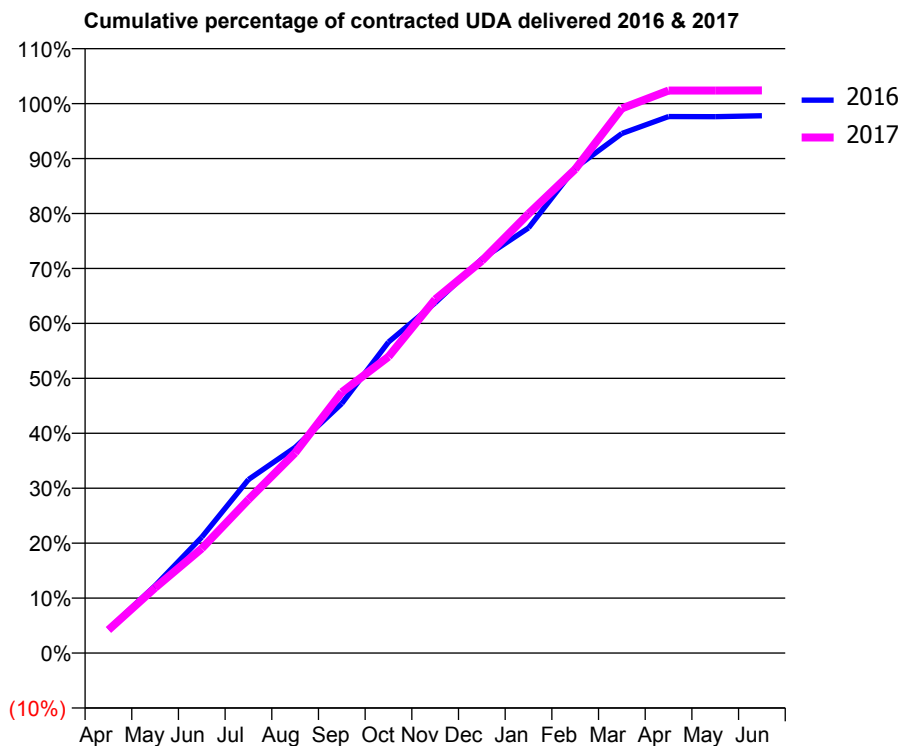
16/17 Contracted general activity (UDA)	4,153
Carry forward general activity (UDA)	0
16/17 Contracted orthodontic activity (UOA)	0
Carry forward orthodontic activity (UOA)	0
Baseline contract value	£88,607.47

ACCESS*

Patients seen in 24 months	Total	Change since previous quarter
Quarter ending March 2016	1,776	
Quarter ending June 2016	1,759	→
Quarter ending September 2016	1,784	→
Quarter ending December 2016	1,788	→
Quarter ending March 2017	1,875	↑
Variance since March 2016	5.6%	↑



ACTIVITY



Adjusted Scheduled Activity (UDA)		
Month	2016	2017
April	189	175
May	533	493
June	918	791
July	1,373	1,160
August	1,628	1,513
September	1,974	1,972
October	2,461	2,240
November	2,772	2,673
December	3,118	2,964
January	3,365	3,320
February	3,839	3,657
March	4,111	4,116
April	4,245	4,252
May	4,244	4,252
June	4,251	4,253

QUALITY

	Quantity	Base Number	Contract	AT	Region	England
% of FP17s for the same patient ID Re-attending within 3 months - Children	71	1,297	5.5%	11.9%	11.9%	12.3%
% of FP17s for the same patient ID Re-attending within 3 months - Adults	191	1,322	14.4%	15.7%	16.6%	16.7%
% of FP17s for the same patient ID Re-attending between 3 & 9 months - Children	749	1,297	57.7%	57.2%	60.2%	57.6%
% of FP17s for the same patient ID Re-attending between 3 & 9 months - Adults	596	1,322	45.1%	48.2%	51.5%	50.1%
% of FP17s for Band 1 Urgent Courses	234	2,573	9.1%	9.7%	9.5%	9.1%
% of FP17s Relating to Free Repair or Replacements	2	2,573	0.1%	0.8%	0.7%	0.8%
% of FP17s Relating to Continuations	2	2,573	0.1%	0.9%	1.2%	1.2%
% of Patients satisfied with the dentistry they have received	5	5	N/A	93.1%	93.1%	92.8%
% of Patients satisfied with the time they had to wait for an appointment	5	5	N/A	89.9%	88.8%	88.7%

* This is based on patients treated on this contract for their most recent course of treatment. Figures in italics indicate the base number of FP17s or Patient Questionnaire responses are less than 100. N/A is shown where the base number of responses is less than 10 during the period. % is calculated as Quantity/Base number*100

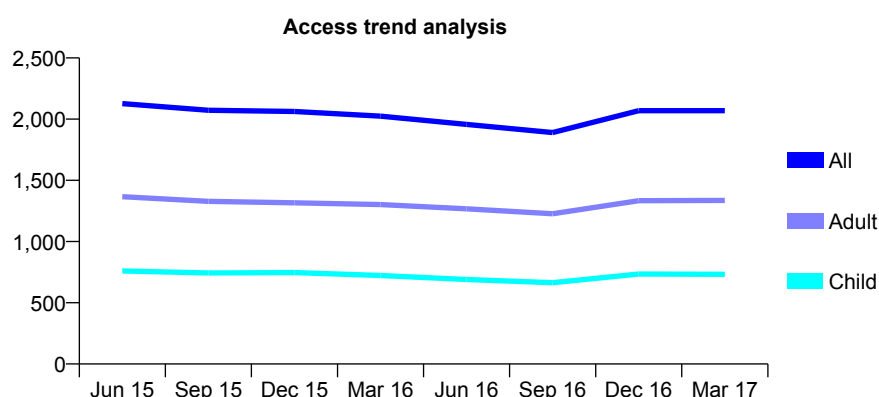
Q69 - Vital Signs At a Glance Contract Report for 101281/0073 - Year end March 2017

Name or company name	OASIS DENTAL CARE LTD
Contract type name	GDS Contract
Purpose of contract	General
Contract start date	01/04/2006
Contract end date	

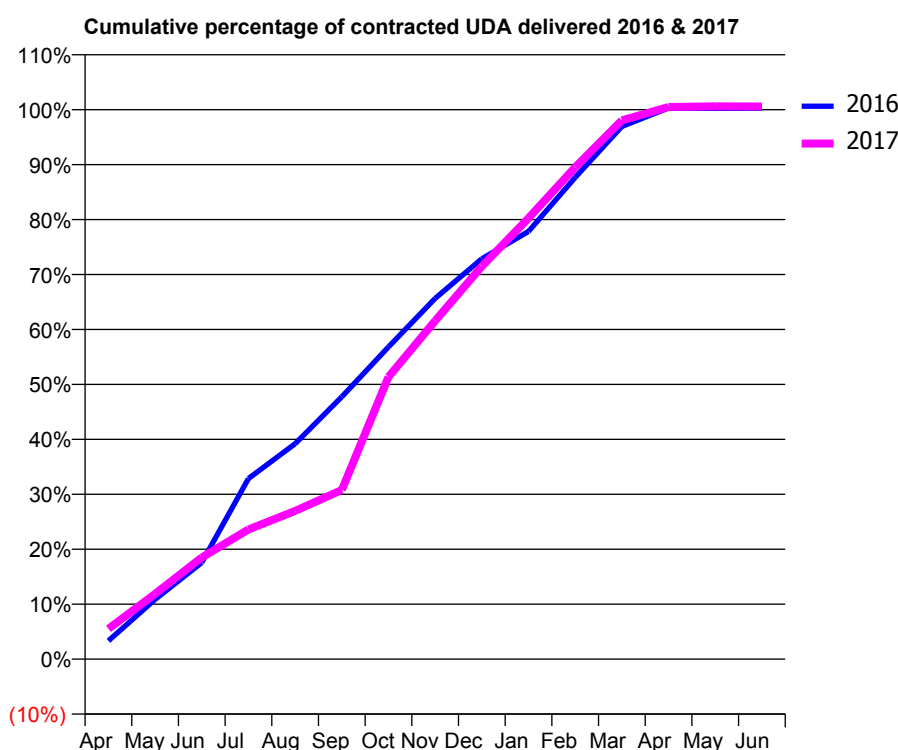
16/17 Contracted general activity (UDA)	4,800
Carry forward general activity (UDA)	-13
16/17 Contracted orthodontic activity (UOA)	0
Carry forward orthodontic activity (UOA)	0
Baseline contract value	£108,365.96

ACCESS*

Patients seen in 24 months	Total	Change since previous quarter
Quarter ending March 2016	2,025	
Quarter ending June 2016	1,957	↓
Quarter ending September 2016	1,891	↓
Quarter ending December 2016	2,069	↑
Quarter ending March 2017	2,069	→
Variance since March 2016	2.2%	↑



ACTIVITY



Month	Adjusted Scheduled Activity (UDA)	
	2016	2017
April	160	265
May	522	570
June	844	888
July	1,578	1,133
August	1,882	1,294
September	2,292	1,478
October	2,727	2,465
November	3,151	2,955
December	3,497	3,431
January	3,736	3,853
February	4,208	4,296
March	4,653	4,707
April	4,815	4,823
May	4,811	4,828
June	4,813	4,827

QUALITY

	Quantity	Base Number	Contract	AT	Region	England
% of FP17s for the same patient ID Re-attending within 3 months - Children	58	1,178	4.9%	11.9%	11.9%	12.3%
% of FP17s for the same patient ID Re-attending within 3 months - Adults	147	1,709	8.6%	15.7%	16.6%	16.7%
% of FP17s for the same patient ID Re-attending between 3 & 9 months - Children	661	1,178	56.1%	57.2%	60.2%	57.6%
% of FP17s for the same patient ID Re-attending between 3 & 9 months - Adults	914	1,709	53.5%	48.2%	51.5%	50.1%
% of FP17s for Band 1 Urgent Courses	126	2,865	4.4%	9.7%	9.5%	9.1%
% of FP17s Relating to Free Repair or Replacements	16	2,865	0.6%	0.8%	0.7%	0.8%
% of FP17s Relating to Continuations	7	2,865	0.2%	0.9%	1.2%	1.2%
% of Patients satisfied with the dentistry they have received	8	8	N/A	93.1%	93.1%	92.8%
% of Patients satisfied with the time they had to wait for an appointment	8	8	N/A	89.9%	88.8%	88.7%

* This is based on patients treated on this contract for their most recent course of treatment. Figures in italics indicate the base number of FP17s or Patient Questionnaire responses are less than 100. N/A is shown where the base number of responses is less than 10 during the period. % is calculated as Quantity/Base number*100

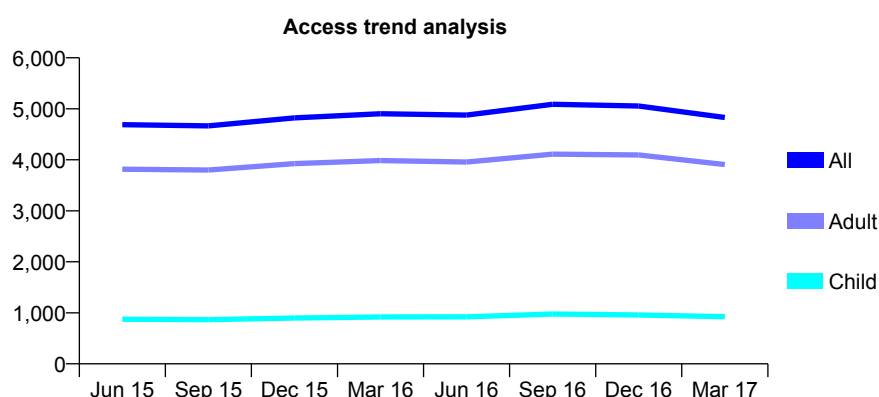
Q69 - Vital Signs At a Glance Contract Report for 101281/0074 - Year end March 2017

Name or company name	OASIS DENTAL CARE LTD
Contract type name	GDS Contract
Purpose of contract	General
Contract start date	01/04/2006
Contract end date	

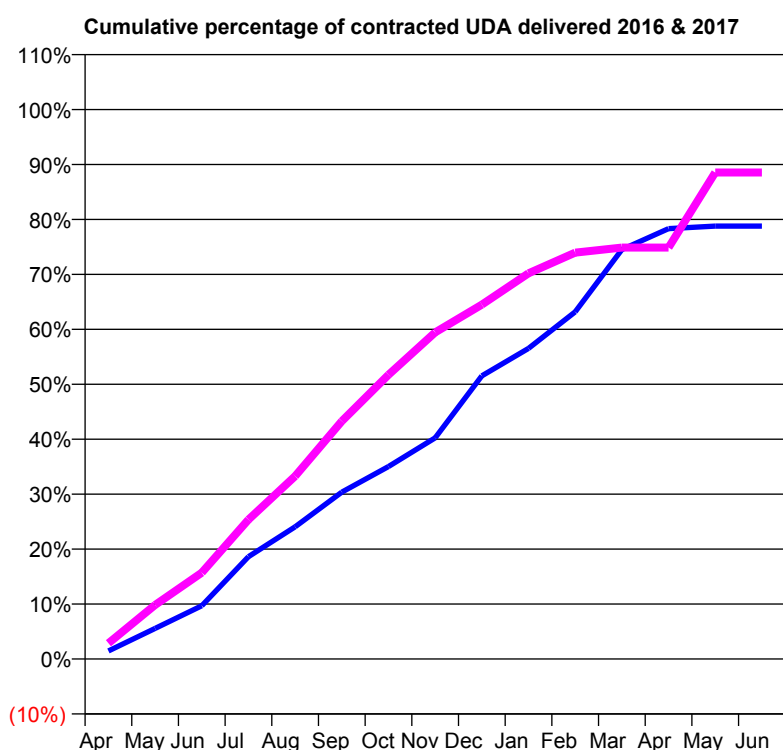
16/17 Contracted general activity (UDA)	12,288
Carry forward general activity (UDA)	0
16/17 Contracted orthodontic activity (UOA)	0
Carry forward orthodontic activity (UOA)	0
Baseline contract value	£270,609.49

ACCESS*

Patients seen in 24 months	Total	Change since previous quarter
Quarter ending March 2016	4,903	
Quarter ending June 2016	4,878	→
Quarter ending September 2016	5,089	↑
Quarter ending December 2016	5,054	→
Quarter ending March 2017	4,831	↓
Variance since March 2016	(1.5%)	↓



ACTIVITY



Adjusted Scheduled Activity (UDA)		
Month	2016	2017
April	183	354
May	699	1,210
June	1,220	1,930
July	2,342	3,119
August	3,027	4,089
September	3,821	5,319
October	4,405	6,355
November	5,062	7,305
December	6,480	7,924
January	7,110	8,625
February	7,947	9,087
March	9,370	9,200
April	9,849	9,200
May	9,909	10,880
June	9,910	10,880

QUALITY

	Quantity	Base Number	Contract	AT	Region	England
% of FP17s for the same patient ID Re-attending within 3 months - Children	65	1,059	6.1%	11.9%	11.9%	12.3%
% of FP17s for the same patient ID Re-attending within 3 months - Adults	552	3,989	13.8%	15.7%	16.6%	16.7%
% of FP17s for the same patient ID Re-attending between 3 & 9 months - Children	557	1,059	52.6%	57.2%	60.2%	57.6%
% of FP17s for the same patient ID Re-attending between 3 & 9 months - Adults	1,601	3,989	40.1%	48.2%	51.5%	50.1%
% of FP17s for Band 1 Urgent Courses	582	5,645	10.3%	9.7%	9.5%	9.1%
% of FP17s Relating to Free Repair or Replacements	6	5,645	0.1%	0.8%	0.7%	0.8%
% of FP17s Relating to Continuations	24	5,645	0.4%	0.9%	1.2%	1.2%
% of Patients satisfied with the dentistry they have received	15	15	100.0%	93.1%	93.1%	92.8%
% of Patients satisfied with the time they had to wait for an appointment	14	15	93.3%	89.9%	88.8%	88.7%

* This is based on patients treated on this contract for their most recent course of treatment. Figures in italics indicate the base number of FP17s or Patient Questionnaire responses are less than 100. N/A is shown where the base number of responses is less than 10 during the period. % is calculated as Quantity/Base number*100

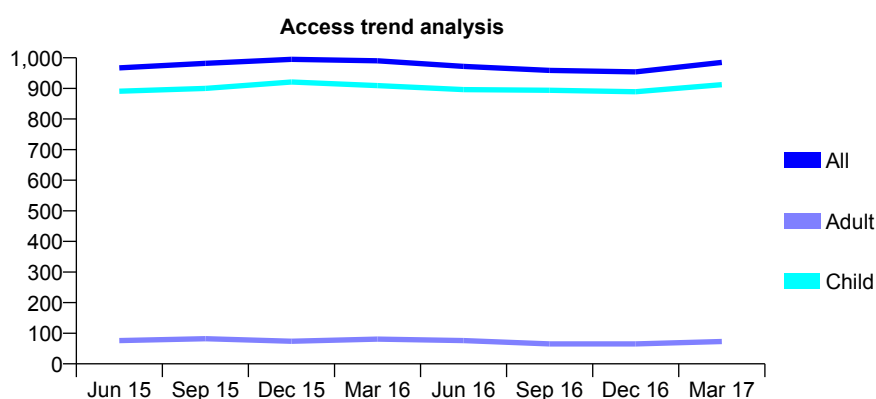
Q69 - Vital Signs At a Glance Contract Report for 101281/0099 - Year end March 2017

Name or company name	OASIS DENTAL CARE LTD
Contract type name	GDS Contract
Purpose of contract	General
Contract start date	01/04/2006
Contract end date	

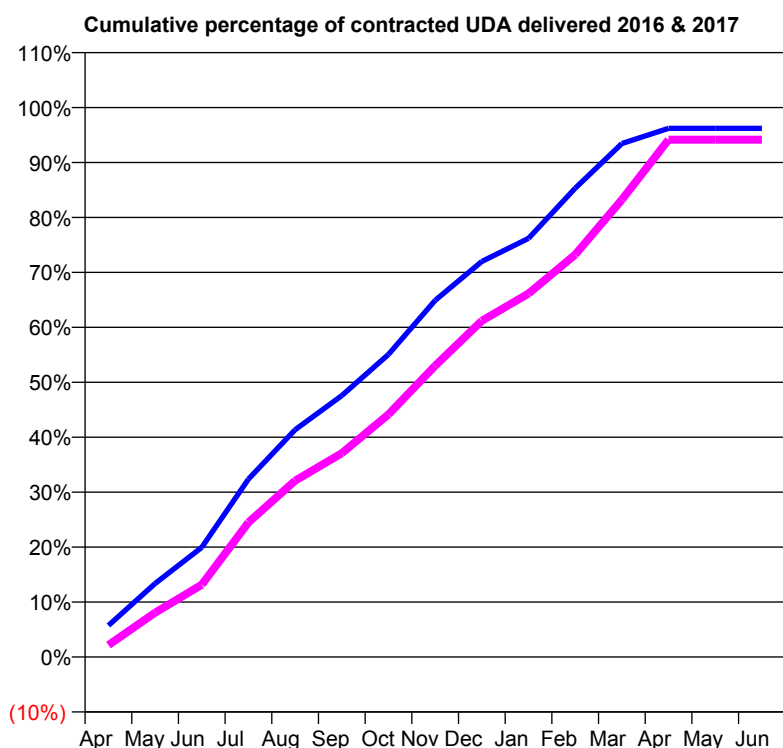
16/17 Contracted general activity (UDA)	1,883
Carry forward general activity (UDA)	71
16/17 Contracted orthodontic activity (UOA)	0
Carry forward orthodontic activity (UOA)	0
Baseline contract value	£40,889.56

ACCESS*

Patients seen in 24 months	Total	Change since previous quarter
Quarter ending March 2016	990	
Quarter ending June 2016	972	↓
Quarter ending September 2016	959	↓
Quarter ending December 2016	954	→
Quarter ending March 2017	985	↑
Variance since March 2016	(0.5%)	→



ACTIVITY



Month	Adjusted Scheduled Activity (UDA)	
	2016	2017
April	108	41
May	252	152
June	376	248
July	610	461
August	779	604
September	896	698
October	1,037	831
November	1,222	998
December	1,356	1,152
January	1,435	1,245
February	1,607	1,379
March	1,760	1,567
April	1,812	1,773
May	1,812	1,773
June	1,812	1,773

QUALITY

	Quantity	Base Number	Contract	AT	Region	England
% of FP17s for the same patient ID Re-attending within 3 months - Children	96	1,181	8.1%	11.9%	11.9%	12.3%
% of FP17s for the same patient ID Re-attending within 3 months - Adults	0	1	0.0%	15.7%	16.6%	16.7%
% of FP17s for the same patient ID Re-attending between 3 & 9 months - Children	647	1,181	54.8%	57.2%	60.2%	57.6%
% of FP17s for the same patient ID Re-attending between 3 & 9 months - Adults	0	1	0.0%	48.2%	51.5%	50.1%
% of FP17s for Band 1 Urgent Courses	18	1,304	1.4%	9.7%	9.5%	9.1%
% of FP17s Relating to Free Repair or Replacements	0	1,304	0.0%	0.8%	0.7%	0.8%
% of FP17s Relating to Continuations	36	1,304	2.8%	0.9%	1.2%	1.2%
% of Patients satisfied with the dentistry they have received	0	0	N/A	93.1%	93.1%	92.8%
% of Patients satisfied with the time they had to wait for an appointment	0	0	N/A	89.9%	88.8%	88.7%

* This is based on patients treated on this contract for their most recent course of treatment. Figures in italics indicate the base number of FP17s or Patient Questionnaire responses are less than 100. N/A is shown where the base number of responses is less than 10 during the period. % is calculated as Quantity/Base number*100

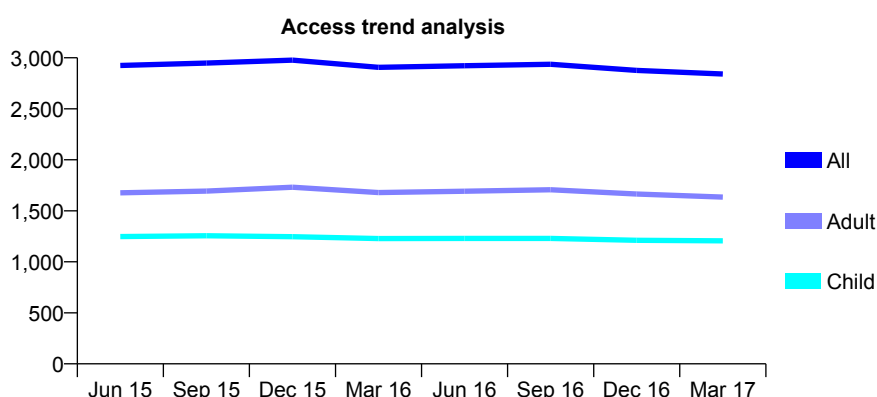
Q69 - Vital Signs At a Glance Contract Report for 101281/0100 - Year end March 2017

Name or company name	OASIS DENTAL CARE LTD
Contract type name	GDS Contract
Purpose of contract	General
Contract start date	01/04/2006
Contract end date	

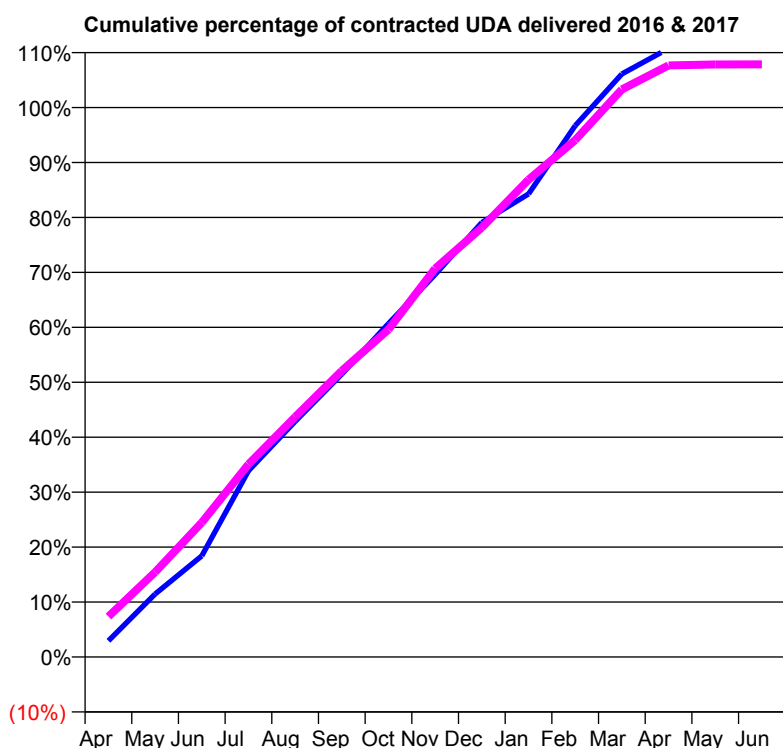
16/17 Contracted general activity (UDA)	7,179
Carry forward general activity (UDA)	-143
16/17 Contracted orthodontic activity (UOA)	0
Carry forward orthodontic activity (UOA)	0
Baseline contract value	£162,870.22

ACCESS*

Patients seen in 24 months	Total	Change since previous quarter
Quarter ending March 2016	2,907	
Quarter ending June 2016	2,922	→
Quarter ending September 2016	2,936	→
Quarter ending December 2016	2,876	↓
Quarter ending March 2017	2,841	↓
Variance since March 2016	(2.3%)	↓



ACTIVITY



Adjusted Scheduled Activity (UDA)		
Month	2016	2017
April	212	529
May	823	1,109
June	1,321	1,756
July	2,433	2,517
August	3,077	3,137
September	3,696	3,740
October	4,356	4,280
November	4,997	5,076
December	5,677	5,611
January	6,050	6,235
February	6,941	6,754
March	7,617	7,415
April	7,950	7,729
May	7,951	7,740
June	7,951	7,743

QUALITY

	Quantity	Base Number	Contract	AT	Region	England
% of FP17s for the same patient ID Re-attending within 3 months - Children	196	2,112	9.3%	11.9%	11.9%	12.3%
% of FP17s for the same patient ID Re-attending within 3 months - Adults	408	2,553	16.0%	15.7%	16.6%	16.7%
% of FP17s for the same patient ID Re-attending between 3 & 9 months - Children	1,395	2,112	66.1%	57.2%	60.2%	57.6%
% of FP17s for the same patient ID Re-attending between 3 & 9 months - Adults	1,595	2,553	62.5%	48.2%	51.5%	50.1%
% of FP17s for Band 1 Urgent Courses	327	4,667	7.0%	9.7%	9.5%	9.1%
% of FP17s Relating to Free Repair or Replacements	64	4,667	1.4%	0.8%	0.7%	0.8%
% of FP17s Relating to Continuations	85	4,667	1.8%	0.9%	1.2%	1.2%
% of Patients satisfied with the dentistry they have received	7	7	N/A	93.1%	93.1%	92.8%
% of Patients satisfied with the time they had to wait for an appointment	7	7	N/A	89.9%	88.8%	88.7%

* This is based on patients treated on this contract for their most recent course of treatment. Figures in italics indicate the base number of FP17s or Patient Questionnaire responses are less than 100. N/A is shown where the base number of responses is less than 10 during the period. % is calculated as Quantity/Base number*100

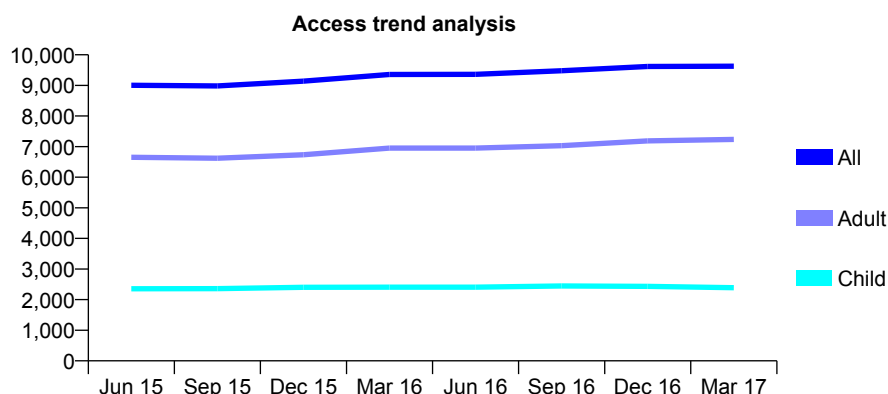
Q69 - Vital Signs At a Glance Contract Report for 101362/0004 - Year end March 2017

Name or company name	Rodericks Dental Limited
Contract type name	GDS Contract
Purpose of contract	General
Contract start date	01/04/2007
Contract end date	

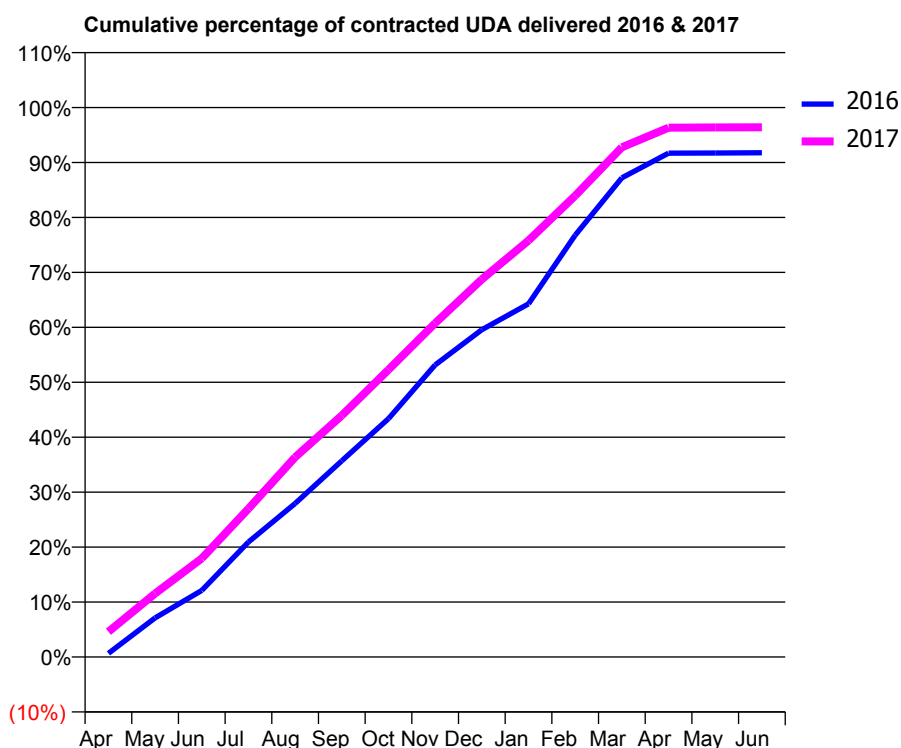
16/17 Contracted general activity (UDA)	28,406
Carry forward general activity (UDA)	0
16/17 Contracted orthodontic activity (UOA)	0
Carry forward orthodontic activity (UOA)	0
Baseline contract value	£675,371.26

ACCESS*

Patients seen in 24 months	Total	Change since previous quarter
Quarter ending March 2016	9,359	
Quarter ending June 2016	9,360	→
Quarter ending September 2016	9,478	→
Quarter ending December 2016	9,620	→
Quarter ending March 2017	9,627	→
Variance since March 2016	2.9%	↑



ACTIVITY



Adjusted Scheduled Activity (UDA)		
Month	2016	2017
April	190	1,309
May	2,026	3,284
June	3,440	5,096
July	5,943	7,666
August	7,934	10,327
September	10,143	12,486
October	12,322	14,853
November	15,099	17,257
December	16,918	19,528
January	18,257	21,528
February	21,805	23,847
March	24,769	26,346
April	26,045	27,361
May	26,051	27,378
June	26,064	27,381

QUALITY

	Quantity	Base Number	Contract	AT	Region	England
% of FP17s for the same patient ID Re-attending within 3 months - Children	280	3,580	7.8%	11.9%	11.9%	12.3%
% of FP17s for the same patient ID Re-attending within 3 months - Adults	1,285	8,864	14.5%	15.7%	16.6%	16.7%
% of FP17s for the same patient ID Re-attending between 3 & 9 months - Children	2,034	3,580	56.8%	57.2%	60.2%	57.6%
% of FP17s for the same patient ID Re-attending between 3 & 9 months - Adults	4,140	8,864	46.7%	48.2%	51.5%	50.1%
% of FP17s for Band 1 Urgent Courses	1,018	12,356	8.2%	9.7%	9.5%	9.1%
% of FP17s Relating to Free Repair or Replacements	93	12,356	0.8%	0.8%	0.7%	0.8%
% of FP17s Relating to Continuations	145	12,356	1.2%	0.9%	1.2%	1.2%
% of Patients satisfied with the dentistry they have received	12	12	100.0%	93.1%	93.1%	92.8%
% of Patients satisfied with the time they had to wait for an appointment	11	12	91.7%	89.9%	88.8%	88.7%

* This is based on patients treated on this contract for their most recent course of treatment. Figures in italics indicate the base number of FP17s or Patient Questionnaire responses are less than 100. N/A is shown where the base number of responses is less than 10 during the period. % is calculated as Quantity/Base number*100

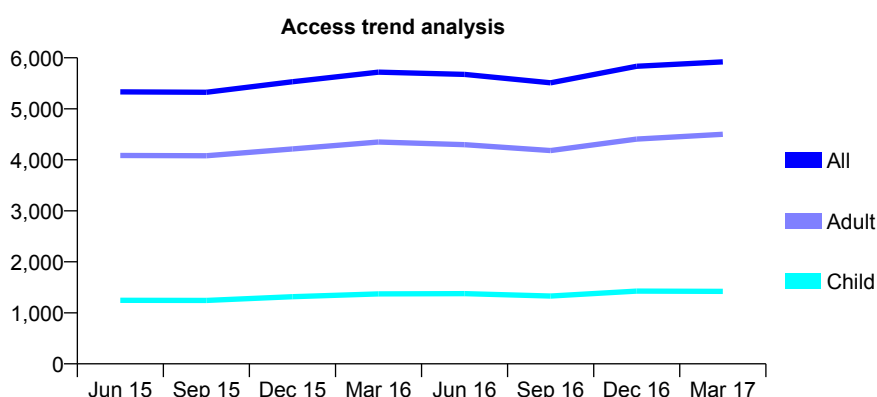
Q69 - Vital Signs At a Glance Contract Report for 101362/0016 - Year end March 2017

Name or company name	Rodericks Dental Limited
Contract type name	GDS Contract
Purpose of contract	General
Contract start date	01/05/2009
Contract end date	

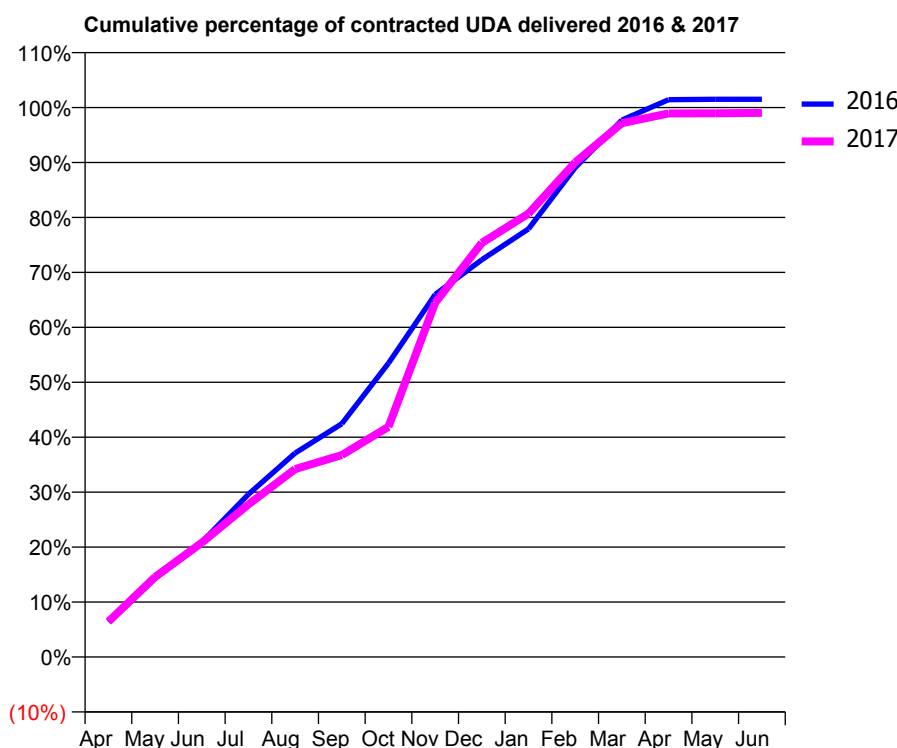
16/17 Contracted general activity (UDA)	14,000
Carry forward general activity (UDA)	-215
16/17 Contracted orthodontic activity (UOA)	0
Carry forward orthodontic activity (UOA)	0
Baseline contract value	£326,573.32

ACCESS*

Patients seen in 24 months	Total	Change since previous quarter
Quarter ending March 2016	5,719	
Quarter ending June 2016	5,675	→
Quarter ending September 2016	5,510	↓
Quarter ending December 2016	5,833	↑
Quarter ending March 2017	5,921	→
Variance since March 2016	3.5%	↑



ACTIVITY



Month	Adjusted Scheduled Activity (UDA)	
	2016	2017
April	912	901
May	2,054	2,039
June	2,997	2,913
July	4,244	3,888
August	5,317	4,790
September	6,082	5,145
October	7,662	5,865
November	9,454	9,026
December	10,362	10,551
January	11,162	11,297
February	12,762	12,602
March	14,000	13,603
April	14,532	13,848
May	14,544	13,853
June	14,544	13,864

QUALITY

	Quantity	Base Number	Contract	AT	Region	England
% of FP17s for the same patient ID Re-attending within 3 months - Children	132	2,058	6.4%	11.9%	11.9%	12.3%
% of FP17s for the same patient ID Re-attending within 3 months - Adults	567	5,074	11.2%	15.7%	16.6%	16.7%
% of FP17s for the same patient ID Re-attending between 3 & 9 months - Children	1,316	2,058	63.9%	57.2%	60.2%	57.6%
% of FP17s for the same patient ID Re-attending between 3 & 9 months - Adults	2,240	5,074	44.1%	48.2%	51.5%	50.1%
% of FP17s for Band 1 Urgent Courses	616	6,996	8.8%	9.7%	9.5%	9.1%
% of FP17s Relating to Free Repair or Replacements	43	6,996	0.6%	0.8%	0.7%	0.8%
% of FP17s Relating to Continuations	14	6,996	0.2%	0.9%	1.2%	1.2%
% of Patients satisfied with the dentistry they have received	5	5	N/A	93.1%	93.1%	92.8%
% of Patients satisfied with the time they had to wait for an appointment	5	5	N/A	89.9%	88.8%	88.7%

* This is based on patients treated on this contract for their most recent course of treatment. Figures in italics indicate the base number of FP17s or Patient Questionnaire responses are less than 100. N/A is shown where the base number of responses is less than 10 during the period. % is calculated as Quantity/Base number*100

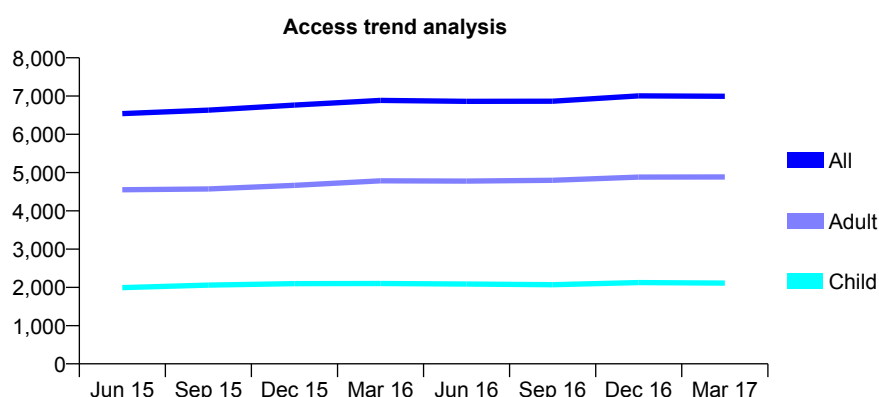
Q69 - Vital Signs At a Glance Contract Report for 101362/0017 - Year end March 2017

Name or company name	Rodericks Dental Limited
Contract type name	GDS Contract
Purpose of contract	General
Contract start date	01/07/2009
Contract end date	

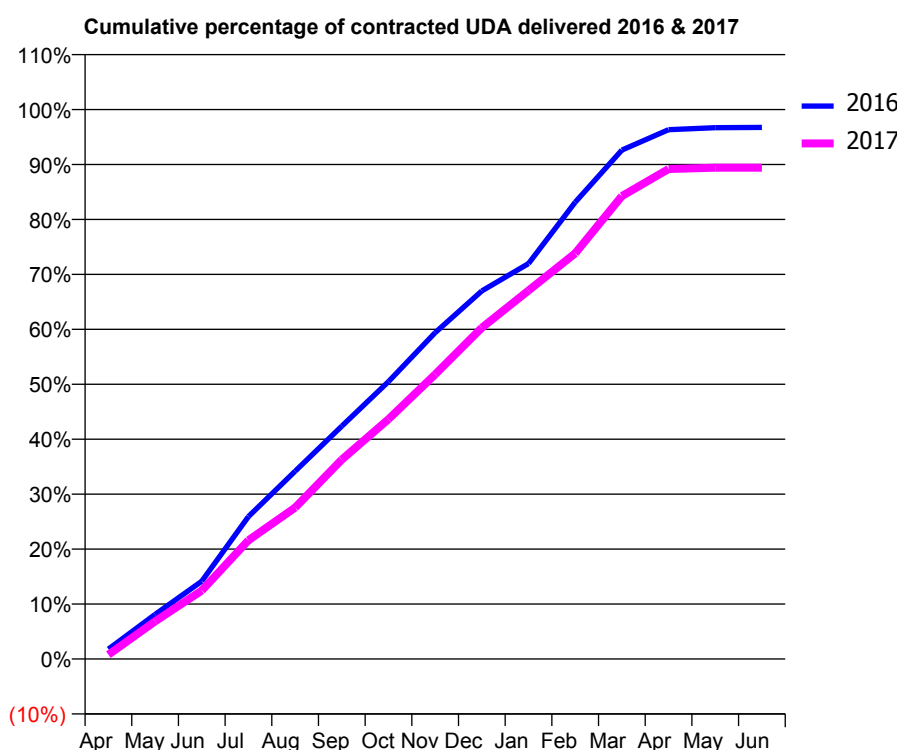
16/17 Contracted general activity (UDA)	22,048
Carry forward general activity (UDA)	719
16/17 Contracted orthodontic activity (UOA)	0
Carry forward orthodontic activity (UOA)	0
Baseline contract value	£544,946.30

ACCESS*

Patients seen in 24 months	Total	Change since previous quarter
Quarter ending March 2016	6,885	
Quarter ending June 2016	6,862	→
Quarter ending September 2016	6,867	→
Quarter ending December 2016	7,004	→
Quarter ending March 2017	6,993	→
Variance since March 2016	1.6%	→



ACTIVITY



Adjusted Scheduled Activity (UDA)		
Month	2016	2017
April	396	175
May	1,787	1,509
June	3,122	2,750
July	5,715	4,762
August	7,536	6,076
September	9,346	8,003
October	11,134	9,622
November	13,095	11,419
December	14,772	13,290
January	15,868	14,788
February	18,328	16,276
March	20,418	18,572
April	21,237	19,662
May	21,316	19,712
June	21,329	19,711

QUALITY

	Quantity	Base Number	Contract	AT	Region	England
% of FP17s for the same patient ID Re-attending within 3 months - Children	356	3,024	11.8%	11.9%	11.9%	12.3%
% of FP17s for the same patient ID Re-attending within 3 months - Adults	1,300	6,152	21.1%	15.7%	16.6%	16.7%
% of FP17s for the same patient ID Re-attending between 3 & 9 months - Children	1,586	3,024	52.4%	57.2%	60.2%	57.6%
% of FP17s for the same patient ID Re-attending between 3 & 9 months - Adults	2,399	6,152	39.0%	48.2%	51.5%	50.1%
% of FP17s for Band 1 Urgent Courses	1,760	9,231	19.1%	9.7%	9.5%	9.1%
% of FP17s Relating to Free Repair or Replacements	42	9,231	0.5%	0.8%	0.7%	0.8%
% of FP17s Relating to Continuations	18	9,231	0.2%	0.9%	1.2%	1.2%
% of Patients satisfied with the dentistry they have received	3	3	N/A	93.1%	93.1%	92.8%
% of Patients satisfied with the time they had to wait for an appointment	3	3	N/A	89.9%	88.8%	88.7%

* This is based on patients treated on this contract for their most recent course of treatment. Figures in italics indicate the base number of FP17s or Patient Questionnaire responses are less than 100. N/A is shown where the base number of responses is less than 10 during the period. % is calculated as Quantity/Base number*100

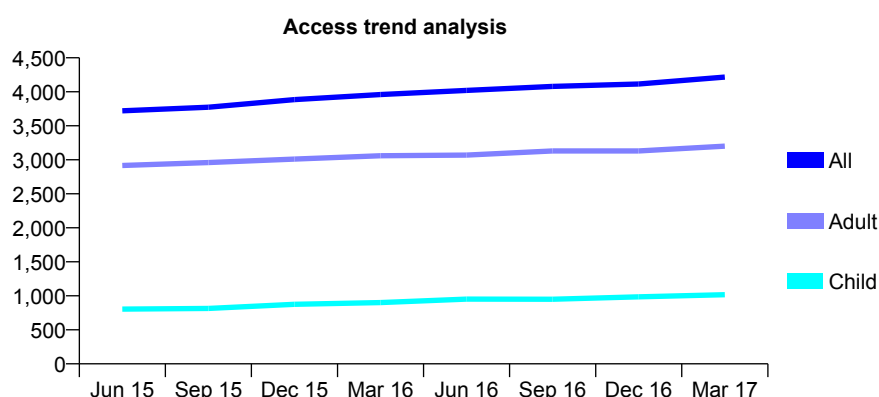
Q69 - Vital Signs At a Glance Contract Report for 101362/0019 - Year end March 2017

Name or company name	Rodericks Dental Limited
Contract type name	GDS Contract
Purpose of contract	General
Contract start date	01/07/2009
Contract end date	

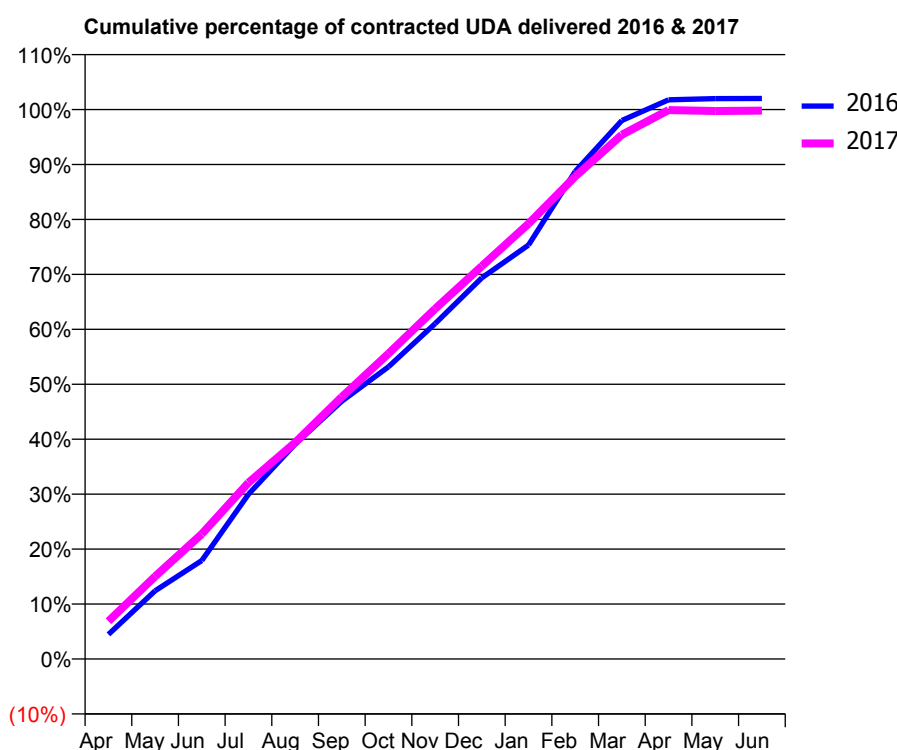
16/17 Contracted general activity (UDA)	10,000
Carry forward general activity (UDA)	-200
16/17 Contracted orthodontic activity (UOA)	0
Carry forward orthodontic activity (UOA)	0
Baseline contract value	£233,266.66

ACCESS*

Patients seen in 24 months	Total	Change since previous quarter
Quarter ending March 2016	3,959	
Quarter ending June 2016	4,021	→
Quarter ending September 2016	4,080	→
Quarter ending December 2016	4,115	→
Quarter ending March 2017	4,216	↑
Variance since March 2016	6.5%	↑



ACTIVITY



Adjusted Scheduled Activity (UDA)		
Month	2016	2017
April	449	687
May	1,242	1,503
June	1,793	2,274
July	2,998	3,210
August	3,910	3,940
September	4,691	4,770
October	5,319	5,559
November	6,105	6,374
December	6,937	7,151
January	7,534	7,921
February	8,874	8,781
March	9,800	9,540
April	10,177	9,989
May	10,198	9,973
June	10,201	9,979

QUALITY

	Quantity	Base Number	Contract	AT	Region	England
% of FP17s for the same patient ID Re-attending within 3 months - Children	181	1,389	13.0%	11.9%	11.9%	12.3%
% of FP17s for the same patient ID Re-attending within 3 months - Adults	598	3,479	17.2%	15.7%	16.6%	16.7%
% of FP17s for the same patient ID Re-attending between 3 & 9 months - Children	686	1,389	49.4%	57.2%	60.2%	57.6%
% of FP17s for the same patient ID Re-attending between 3 & 9 months - Adults	1,287	3,479	37.0%	48.2%	51.5%	50.1%
% of FP17s for Band 1 Urgent Courses	506	4,130	12.3%	9.7%	9.5%	9.1%
% of FP17s Relating to Free Repair or Replacements	41	4,130	1.0%	0.8%	0.7%	0.8%
% of FP17s Relating to Continuations	26	4,130	0.6%	0.9%	1.2%	1.2%
% of Patients satisfied with the dentistry they have received	4	4	N/A	93.1%	93.1%	92.8%
% of Patients satisfied with the time they had to wait for an appointment	4	4	N/A	89.9%	88.8%	88.7%

* This is based on patients treated on this contract for their most recent course of treatment. Figures in italics indicate the base number of FP17s or Patient Questionnaire responses are less than 100. N/A is shown where the base number of responses is less than 10 during the period. % is calculated as Quantity/Base number*100

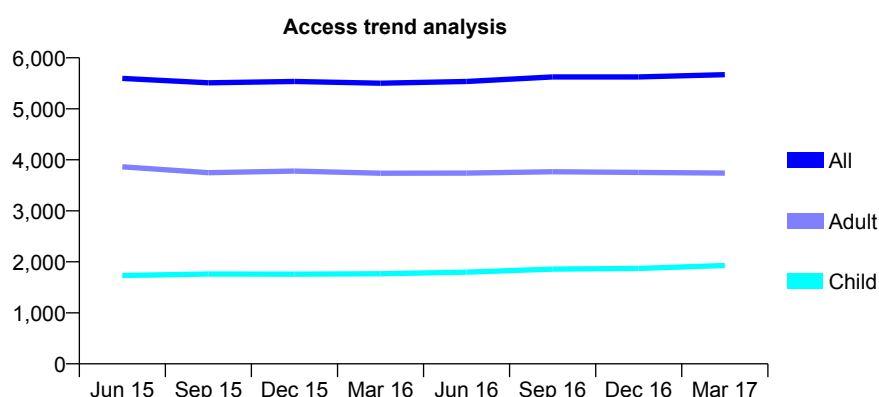
Q69 - Vital Signs At a Glance Contract Report for 101362/0031 - Year end March 2017

Name or company name	Rodericks Dental Limited
Contract type name	PDS Plus Contract
Purpose of contract	General
Contract start date	01/09/2010
Contract end date	01/09/2020

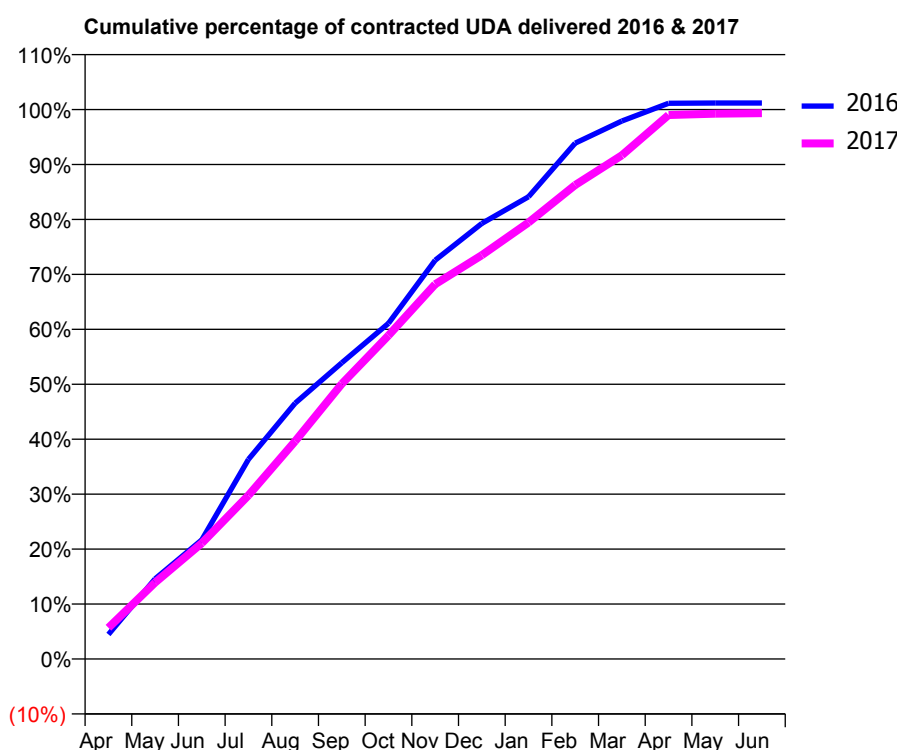
16/17 Contracted general activity (UDA)	15,450
Carry forward general activity (UDA)	-132
16/17 Contracted orthodontic activity (UOA)	0
Carry forward orthodontic activity (UOA)	0
Baseline contract value	£203,989.43

ACCESS*

Patients seen in 24 months	Total	Change since previous quarter
Quarter ending March 2016	5,502	
Quarter ending June 2016	5,536	→
Quarter ending September 2016	5,624	→
Quarter ending December 2016	5,624	→
Quarter ending March 2017	5,670	→
Variance since March 2016	3.1%	↑



ACTIVITY



Month	Adjusted Scheduled Activity (UDA)	
	2016	2017
April	705	879
May	2,292	2,152
June	3,406	3,257
July	5,708	4,604
August	7,314	6,124
September	8,467	7,738
October	9,597	9,099
November	11,399	10,538
December	12,449	11,356
January	13,211	12,272
February	14,744	13,328
March	15,379	14,162
April	15,882	15,295
May	15,890	15,333
June	15,892	15,346

QUALITY

	Quantity	Base Number	Contract	AT	Region	England
% of FP17s for the same patient ID Re-attending within 3 months - Children	280	2,521	11.1%	11.9%	11.9%	12.3%
% of FP17s for the same patient ID Re-attending within 3 months - Adults	738	3,766	19.6%	15.7%	16.6%	16.7%
% of FP17s for the same patient ID Re-attending between 3 & 9 months - Children	1,158	2,521	45.9%	57.2%	60.2%	57.6%
% of FP17s for the same patient ID Re-attending between 3 & 9 months - Adults	846	3,766	22.5%	48.2%	51.5%	50.1%
% of FP17s for Band 1 Urgent Courses	605	6,497	9.3%	9.7%	9.5%	9.1%
% of FP17s Relating to Free Repair or Replacements	47	6,497	0.7%	0.8%	0.7%	0.8%
% of FP17s Relating to Continuations	33	6,497	0.5%	0.9%	1.2%	1.2%
% of Patients satisfied with the dentistry they have received	5	5	N/A	93.1%	93.1%	92.8%
% of Patients satisfied with the time they had to wait for an appointment	3	5	N/A	89.9%	88.8%	88.7%

* This is based on patients treated on this contract for their most recent course of treatment. Figures in italics indicate the base number of FP17s or Patient Questionnaire responses are less than 100. N/A is shown where the base number of responses is less than 10 during the period. % is calculated as Quantity/Base number*100

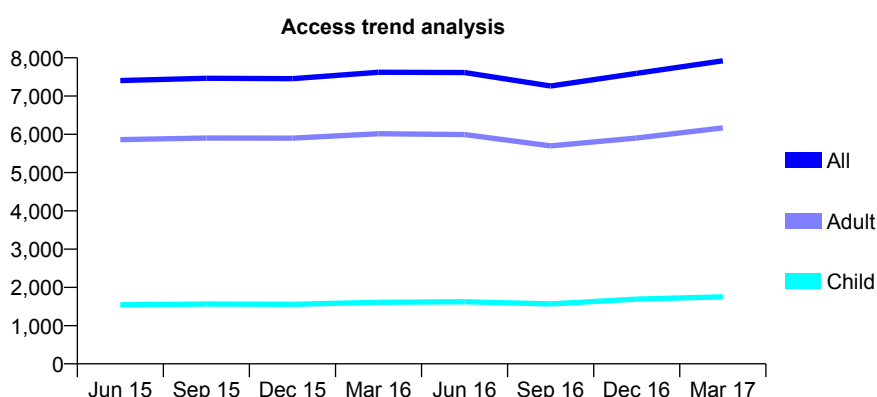
Q69 - Vital Signs At a Glance Contract Report for 101362/0035 - Year end March 2017

Name or company name	Rodericks Dental Limited
Contract type name	PDS Plus Contract
Purpose of contract	General
Contract start date	21/02/2011
Contract end date	20/02/2018

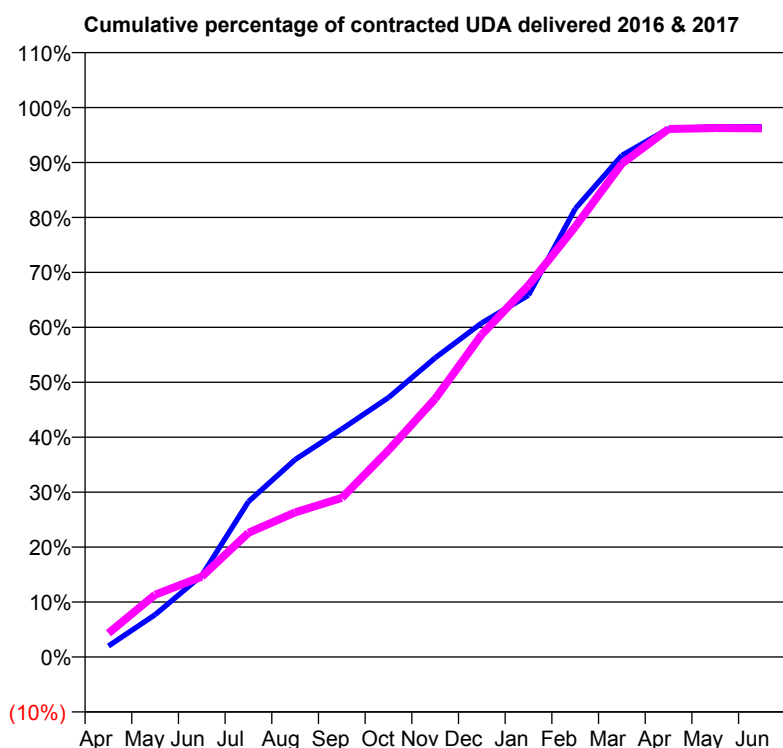
16/17 Contracted general activity (UDA)	20,015
Carry forward general activity (UDA)	0
16/17 Contracted orthodontic activity (UOA)	0
Carry forward orthodontic activity (UOA)	0
Baseline contract value	£295,596.29

ACCESS*

Patients seen in 24 months	Total	Change since previous quarter
Quarter ending March 2016	7,623	
Quarter ending June 2016	7,616	→
Quarter ending September 2016	7,264	↓
Quarter ending December 2016	7,594	↑
Quarter ending March 2017	7,920	↑
Variance since March 2016	3.9%	↑



ACTIVITY



Adjusted Scheduled Activity (UDA)		
Month	2016	2017
April	400	867
May	1,541	2,273
June	2,971	2,928
July	5,661	4,524
August	7,192	5,268
September	8,302	5,796
October	9,447	7,532
November	10,898	9,406
December	12,167	11,753
January	13,178	13,540
February	16,328	15,672
March	18,271	17,968
April	19,245	19,231
May	19,313	19,263
June	19,313	19,256

QUALITY

	Quantity	Base Number	Contract	AT	Region	England
% of FP17s for the same patient ID Re-attending within 3 months - Children	220	2,313	9.5%	11.9%	11.9%	12.3%
% of FP17s for the same patient ID Re-attending within 3 months - Adults	1,019	7,088	14.4%	15.7%	16.6%	16.7%
% of FP17s for the same patient ID Re-attending between 3 & 9 months - Children	1,159	2,313	50.1%	57.2%	60.2%	57.6%
% of FP17s for the same patient ID Re-attending between 3 & 9 months - Adults	3,132	7,088	44.2%	48.2%	51.5%	50.1%
% of FP17s for Band 1 Urgent Courses	812	9,531	8.5%	9.7%	9.5%	9.1%
% of FP17s Relating to Free Repair or Replacements	74	9,531	0.8%	0.8%	0.7%	0.8%
% of FP17s Relating to Continuations	28	9,531	0.3%	0.9%	1.2%	1.2%
% of Patients satisfied with the dentistry they have received	6	8	N/A	93.1%	93.1%	92.8%
% of Patients satisfied with the time they had to wait for an appointment	6	8	N/A	89.9%	88.8%	88.7%

* This is based on patients treated on this contract for their most recent course of treatment. Figures in italics indicate the base number of FP17s or Patient Questionnaire responses are less than 100. N/A is shown where the base number of responses is less than 10 during the period. % is calculated as Quantity/Base number*100

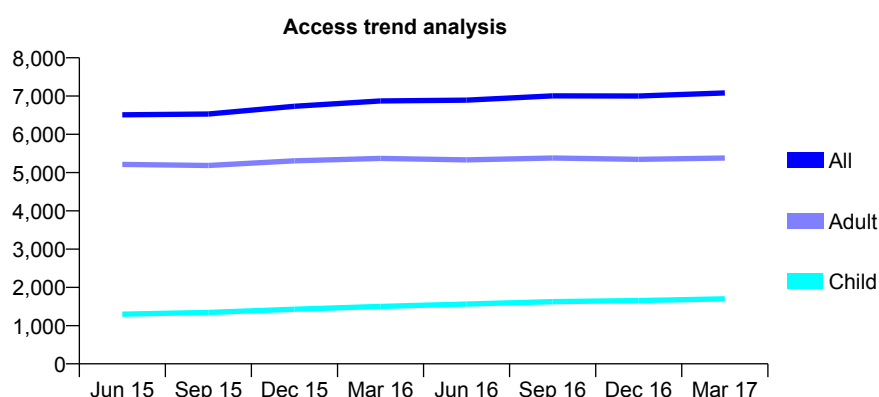
Q69 - Vital Signs At a Glance Contract Report for 101362/0037 - Year end March 2017

Name or company name	Rodericks Dental Limited
Contract type name	PDS Plus Contract
Purpose of contract	General
Contract start date	01/01/2011
Contract end date	31/12/2017

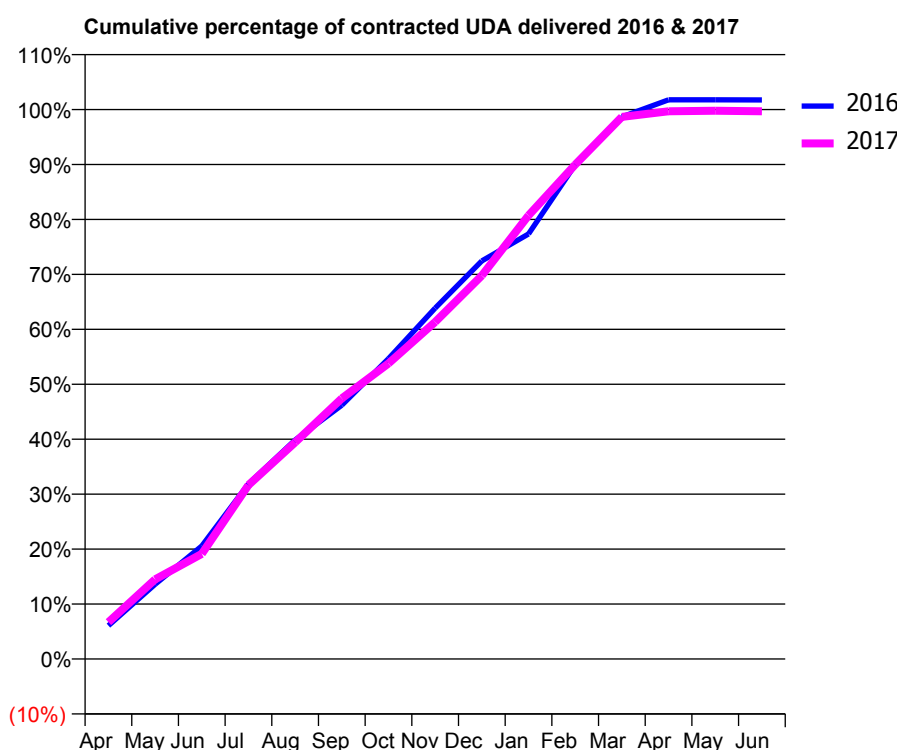
16/17 Contracted general activity (UDA)	18,000
Carry forward general activity (UDA)	-321
16/17 Contracted orthodontic activity (UOA)	0
Carry forward orthodontic activity (UOA)	0
Baseline contract value	£290,694.43

ACCESS*

Patients seen in 24 months	Total	Change since previous quarter
Quarter ending March 2016	6,871	
Quarter ending June 2016	6,893	→
Quarter ending September 2016	7,005	→
Quarter ending December 2016	7,000	→
Quarter ending March 2017	7,080	→
Variance since March 2016	3.0%	↑



ACTIVITY



Adjusted Scheduled Activity (UDA)		
Month	2016	2017
April	1,121	1,207
May	2,507	2,610
June	3,790	3,444
July	5,873	5,697
August	7,344	7,096
September	8,508	8,537
October	10,072	9,683
November	11,765	11,040
December	13,348	12,561
January	14,249	14,532
February	16,569	16,196
March	18,177	17,758
April	18,748	17,944
May	18,746	17,958
June	18,745	17,942

QUALITY

	Quantity	Base Number	Contract	AT	Region	England
% of FP17s for the same patient ID Re-attending within 3 months - Children	174	2,267	7.7%	11.9%	11.9%	12.3%
% of FP17s for the same patient ID Re-attending within 3 months - Adults	859	6,071	14.1%	15.7%	16.6%	16.7%
% of FP17s for the same patient ID Re-attending between 3 & 9 months - Children	1,173	2,267	51.7%	57.2%	60.2%	57.6%
% of FP17s for the same patient ID Re-attending between 3 & 9 months - Adults	2,438	6,071	40.2%	48.2%	51.5%	50.1%
% of FP17s for Band 1 Urgent Courses	558	8,224	6.8%	9.7%	9.5%	9.1%
% of FP17s Relating to Free Repair or Replacements	70	8,224	0.9%	0.8%	0.7%	0.8%
% of FP17s Relating to Continuations	122	8,224	1.5%	0.9%	1.2%	1.2%
% of Patients satisfied with the dentistry they have received	11	12	91.7%	93.1%	93.1%	92.8%
% of Patients satisfied with the time they had to wait for an appointment	9	12	75.0%	89.9%	88.8%	88.7%

* This is based on patients treated on this contract for their most recent course of treatment. Figures in italics indicate the base number of FP17s or Patient Questionnaire responses are less than 100. N/A is shown where the base number of responses is less than 10 during the period. % is calculated as Quantity/Base number*100

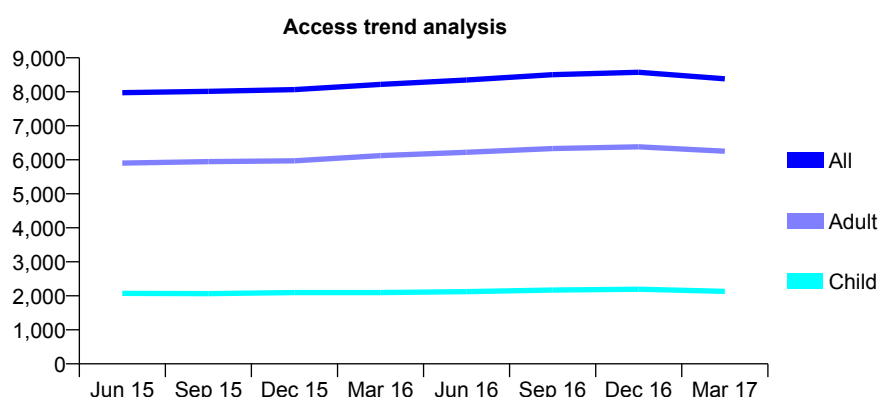
Q69 - Vital Signs At a Glance Contract Report for 101370/0073 - Year end March 2017

Name or company name	Petrie Tucker and Partners Ltd
Contract type name	GDS Contract
Purpose of contract	General
Contract start date	01/08/2006
Contract end date	

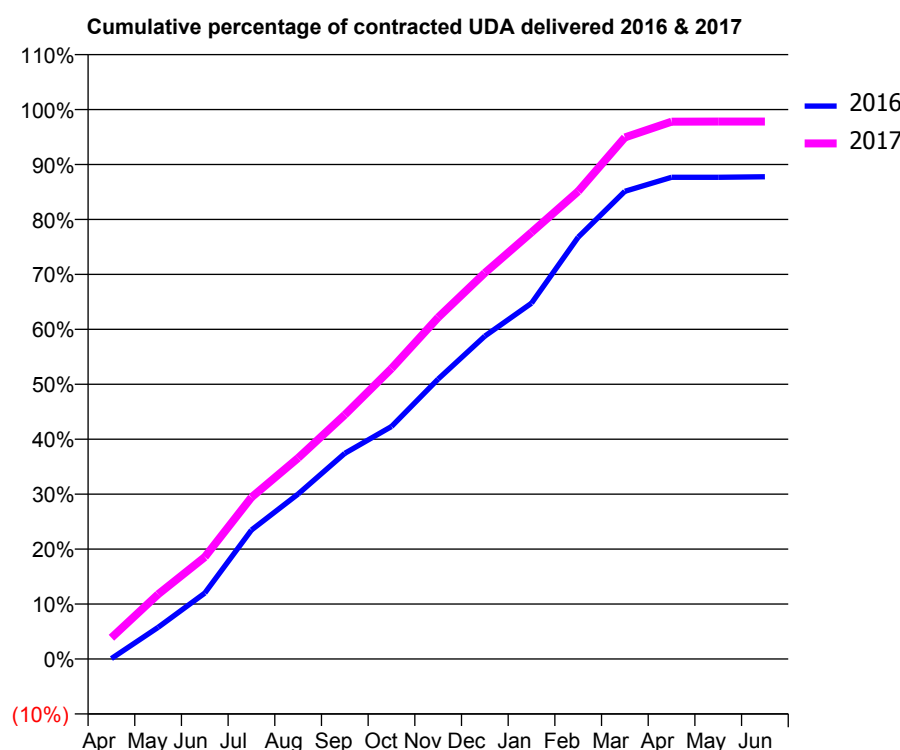
16/17 Contracted general activity (UDA)	22,500
Carry forward general activity (UDA)	0
16/17 Contracted orthodontic activity (UOA)	0
Carry forward orthodontic activity (UOA)	0
Baseline contract value	£590,727.72

ACCESS*

Patients seen in 24 months	Total	Change since previous quarter
Quarter ending March 2016	8,217	
Quarter ending June 2016	8,347	→
Quarter ending September 2016	8,502	→
Quarter ending December 2016	8,575	→
Quarter ending March 2017	8,384	↓
Variance since March 2016	2.0%	↑



ACTIVITY



Adjusted Scheduled Activity (UDA)		
Month	2016	2017
April	20	871
May	1,297	2,650
June	2,700	4,176
July	5,283	6,622
August	6,757	8,229
September	8,420	10,003
October	9,520	11,897
November	11,461	13,984
December	13,223	15,808
January	14,569	17,468
February	17,271	19,152
March	19,150	21,355
April	19,723	22,004
May	19,723	22,006
June	19,745	22,005

QUALITY

	Quantity	Base Number	Contract	AT	Region	England
% of FP17s for the same patient ID Re-attending within 3 months - Children	175	3,023	5.8%	11.9%	11.9%	12.3%
% of FP17s for the same patient ID Re-attending within 3 months - Adults	909	7,786	11.7%	15.7%	16.6%	16.7%
% of FP17s for the same patient ID Re-attending between 3 & 9 months - Children	1,591	3,023	52.6%	57.2%	60.2%	57.6%
% of FP17s for the same patient ID Re-attending between 3 & 9 months - Adults	3,300	7,786	42.4%	48.2%	51.5%	50.1%
% of FP17s for Band 1 Urgent Courses	663	10,851	6.1%	9.7%	9.5%	9.1%
% of FP17s Relating to Free Repair or Replacements	76	10,851	0.7%	0.8%	0.7%	0.8%
% of FP17s Relating to Continuations	186	10,851	1.7%	0.9%	1.2%	1.2%
% of Patients satisfied with the dentistry they have received	20	25	80.0%	93.1%	93.1%	92.8%
% of Patients satisfied with the time they had to wait for an appointment	20	25	80.0%	89.9%	88.8%	88.7%

* This is based on patients treated on this contract for their most recent course of treatment. Figures in italics indicate the base number of FP17s or Patient Questionnaire responses are less than 100. N/A is shown where the base number of responses is less than 10 during the period. % is calculated as Quantity/Base number*100

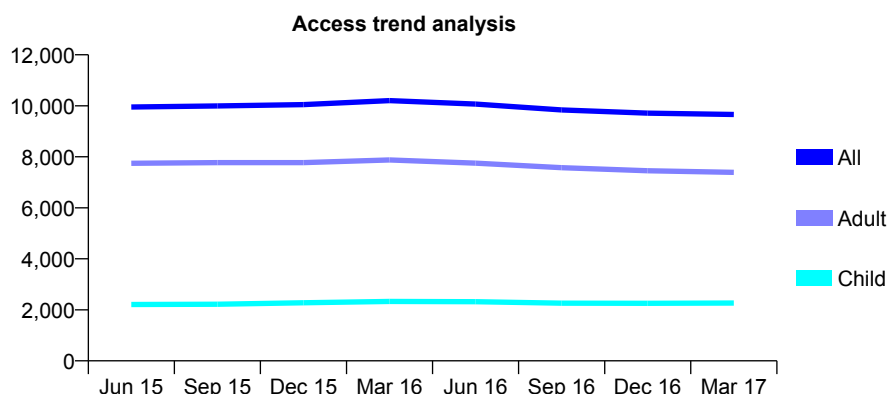
Q69 - Vital Signs At a Glance Contract Report for 101435/0014 - Year end March 2017

Name or company name	IDH Limited
Contract type name	GDS Contract
Purpose of contract	General
Contract start date	01/04/2006
Contract end date	

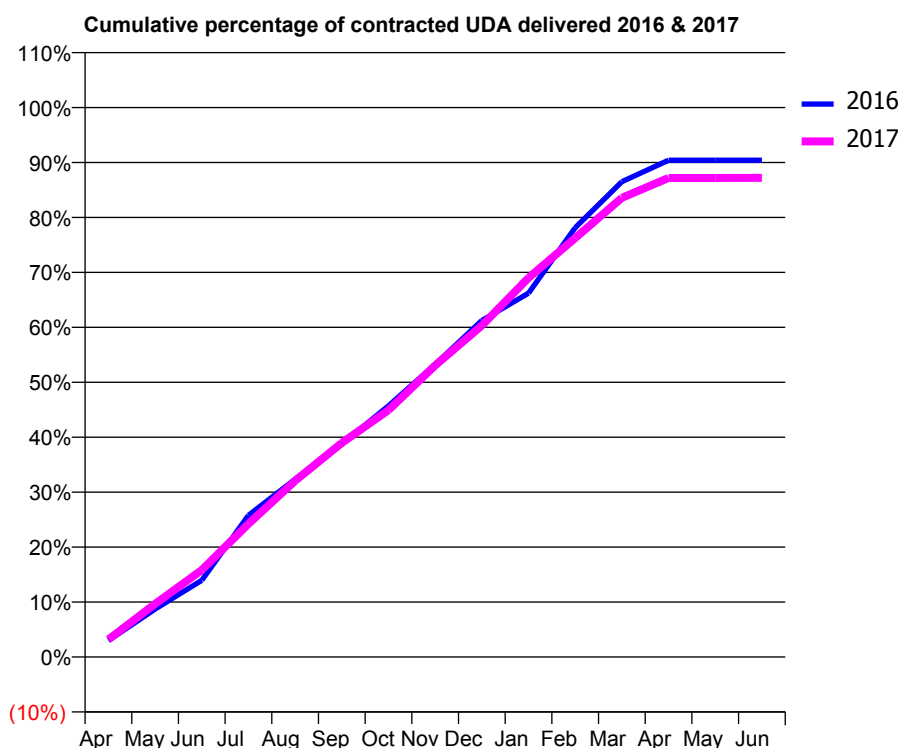
16/17 Contracted general activity (UDA)	32,539
Carry forward general activity (UDA)	0
16/17 Contracted orthodontic activity (UOA)	0
Carry forward orthodontic activity (UOA)	0
Baseline contract value	£718,782.13

ACCESS*

Patients seen in 24 months	Total	Change since previous quarter
Quarter ending March 2016	10,205	
Quarter ending June 2016	10,068	↓
Quarter ending September 2016	9,837	↓
Quarter ending December 2016	9,711	↓
Quarter ending March 2017	9,659	→
Variance since March 2016	(5.4%)	↓



ACTIVITY



Adjusted Scheduled Activity (UDA)		
Month	2016	2017
April	975	1,035
May	2,835	3,147
June	4,544	5,155
July	8,390	7,884
August	10,533	10,432
September	12,612	12,676
October	14,870	14,619
November	17,330	17,264
December	19,926	19,624
January	21,547	22,449
February	25,424	24,809
March	28,148	27,190
April	29,417	28,369
May	29,416	28,370
June	29,416	28,375

QUALITY

	Quantity	Base Number	Contract	AT	Region	England
% of FP17s for the same patient ID Re-attending within 3 months - Children	209	3,132	6.7%	11.9%	11.9%	12.3%
% of FP17s for the same patient ID Re-attending within 3 months - Adults	967	8,516	11.4%	15.7%	16.6%	16.7%
% of FP17s for the same patient ID Re-attending between 3 & 9 months - Children	1,737	3,132	55.5%	57.2%	60.2%	57.6%
% of FP17s for the same patient ID Re-attending between 3 & 9 months - Adults	3,969	8,516	46.6%	48.2%	51.5%	50.1%
% of FP17s for Band 1 Urgent Courses	624	11,602	5.4%	9.7%	9.5%	9.1%
% of FP17s Relating to Free Repair or Replacements	56	11,602	0.5%	0.8%	0.7%	0.8%
% of FP17s Relating to Continuations	238	11,602	2.1%	0.9%	1.2%	1.2%
% of Patients satisfied with the dentistry they have received	28	29	96.6%	93.1%	93.1%	92.8%
% of Patients satisfied with the time they had to wait for an appointment	22	29	75.9%	89.9%	88.8%	88.7%

* This is based on patients treated on this contract for their most recent course of treatment. Figures in italics indicate the base number of FP17s or Patient Questionnaire responses are less than 100. N/A is shown where the base number of responses is less than 10 during the period. % is calculated as Quantity/Base number*100

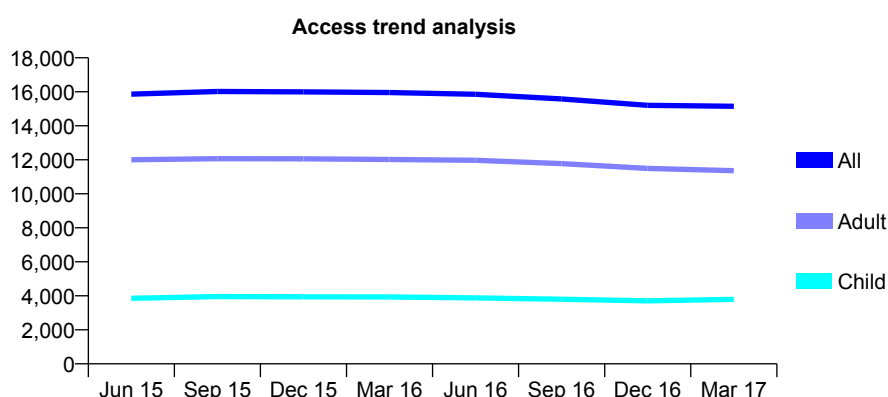
Q69 - Vital Signs At a Glance Contract Report for 101435/0035 - Year end March 2017

Name or company name	IDH Limited
Contract type name	GDS Contract
Purpose of contract	General
Contract start date	01/04/2006
Contract end date	

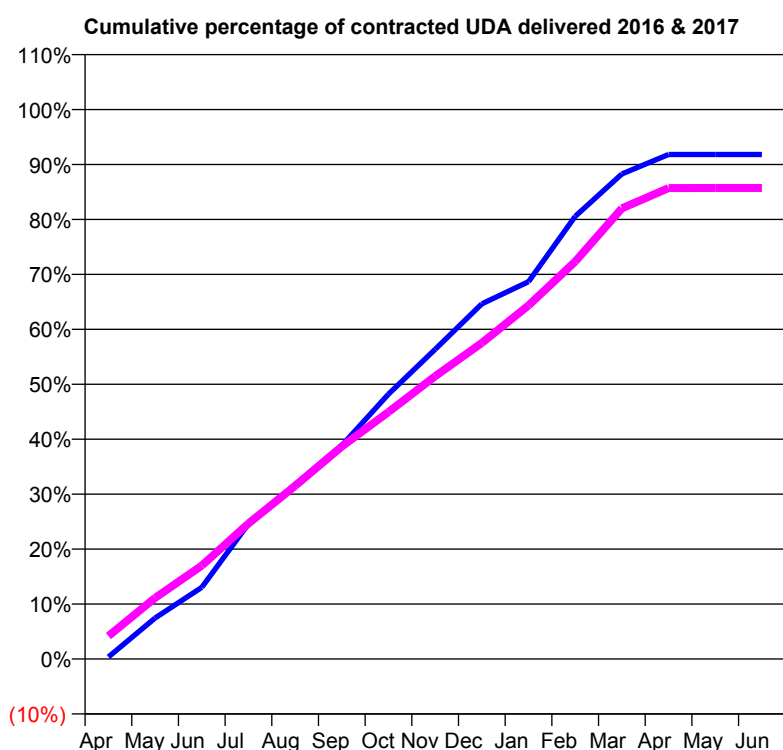
16/17 Contracted general activity (UDA)	35,138
Carry forward general activity (UDA)	0
16/17 Contracted orthodontic activity (UOA)	0
Carry forward orthodontic activity (UOA)	0
Baseline contract value	£762,908.91

ACCESS*

Patients seen in 24 months	Total	Change since previous quarter
Quarter ending March 2016	15,957	
Quarter ending June 2016	15,851	→
Quarter ending September 2016	15,577	↓
Quarter ending December 2016	15,201	↓
Quarter ending March 2017	15,151	→
Variance since March 2016	(5.1%)	↓



ACTIVITY



Adjusted Scheduled Activity (UDA)		
Month	2016	2017
April	136	1,472
May	2,622	3,910
June	4,584	5,972
July	8,640	8,667
August	11,159	11,069
September	13,656	13,583
October	16,940	15,798
November	19,804	18,083
December	22,710	20,212
January	24,125	22,610
February	28,304	25,412
March	31,019	28,816
April	32,260	30,113
May	32,260	30,122
June	32,258	30,118

QUALITY

	Quantity	Base Number	Contract	AT	Region	England
% of FP17s for the same patient ID Re-attending within 3 months - Children	184	4,564	4.0%	11.9%	11.9%	12.3%
% of FP17s for the same patient ID Re-attending within 3 months - Adults	965	11,681	8.3%	15.7%	16.6%	16.7%
% of FP17s for the same patient ID Re-attending between 3 & 9 months - Children	2,181	4,564	47.8%	57.2%	60.2%	57.6%
% of FP17s for the same patient ID Re-attending between 3 & 9 months - Adults	4,711	11,681	40.3%	48.2%	51.5%	50.1%
% of FP17s for Band 1 Urgent Courses	1,007	16,260	6.2%	9.7%	9.5%	9.1%
% of FP17s Relating to Free Repair or Replacements	25	16,260	0.2%	0.8%	0.7%	0.8%
% of FP17s Relating to Continuations	165	16,260	1.0%	0.9%	1.2%	1.2%
% of Patients satisfied with the dentistry they have received	25	26	96.2%	93.1%	93.1%	92.8%
% of Patients satisfied with the time they had to wait for an appointment	21	26	80.8%	89.9%	88.8%	88.7%

* This is based on patients treated on this contract for their most recent course of treatment. Figures in italics indicate the base number of FP17s or Patient Questionnaire responses are less than 100. N/A is shown where the base number of responses is less than 10 during the period. % is calculated as Quantity/Base number*100

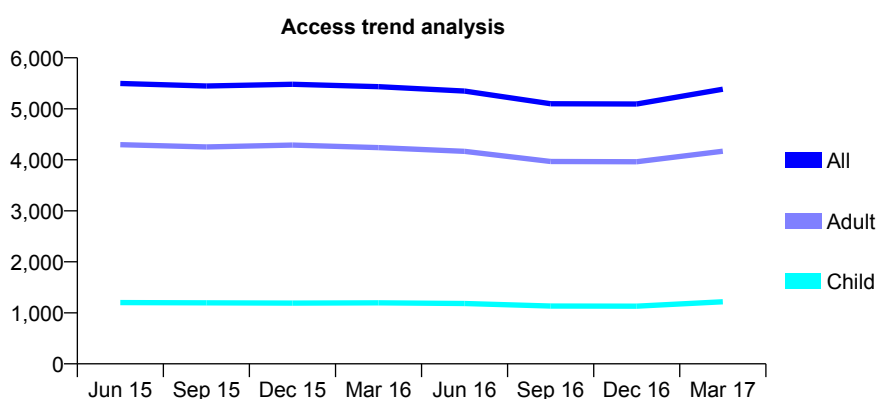
Q69 - Vital Signs At a Glance Contract Report for 101435/0054 - Year end March 2017

Name or company name	IDH Limited
Contract type name	GDS Contract
Purpose of contract	General
Contract start date	01/12/2006
Contract end date	

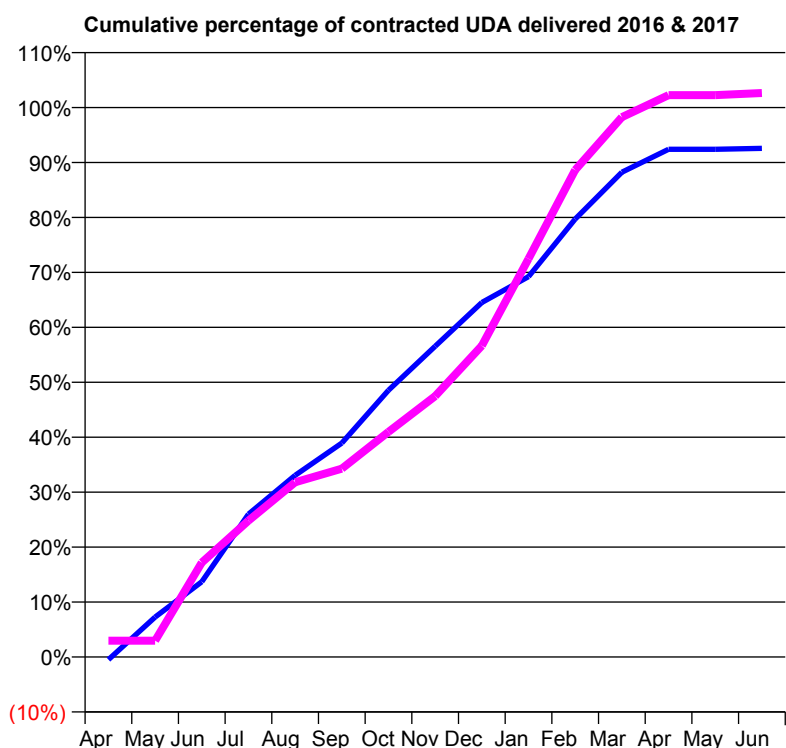
16/17 Contracted general activity (UDA)	10,510
Carry forward general activity (UDA)	0
16/17 Contracted orthodontic activity (UOA)	0
Carry forward orthodontic activity (UOA)	0
Baseline contract value	£260,449.93

ACCESS*

Patients seen in 24 months	Total	Change since previous quarter
Quarter ending March 2016	5,434	
Quarter ending June 2016	5,349	↓
Quarter ending September 2016	5,100	↓
Quarter ending December 2016	5,093	→
Quarter ending March 2017	5,385	↑
Variance since March 2016	(0.9%)	→



ACTIVITY



Adjusted Scheduled Activity (UDA)		
Month	2016	2017
April	-65	312
May	945	312
June	1,783	1,807
July	3,383	2,607
August	4,302	3,343
September	5,066	3,603
October	6,314	4,306
November	7,359	4,991
December	8,392	5,954
January	9,007	7,618
February	10,371	9,315
March	11,478	10,326
April	12,020	10,746
May	12,020	10,747
June	12,041	10,788

QUALITY

	Quantity	Base Number	Contract	AT	Region	England
% of FP17s for the same patient ID Re-attending within 3 months - Children	56	1,474	3.8%	11.9%	11.9%	12.3%
% of FP17s for the same patient ID Re-attending within 3 months - Adults	479	4,678	10.2%	15.7%	16.6%	16.7%
% of FP17s for the same patient ID Re-attending between 3 & 9 months - Children	679	1,474	46.1%	57.2%	60.2%	57.6%
% of FP17s for the same patient ID Re-attending between 3 & 9 months - Adults	2,052	4,678	43.9%	48.2%	51.5%	50.1%
% of FP17s for Band 1 Urgent Courses	470	6,197	7.6%	9.7%	9.5%	9.1%
% of FP17s Relating to Free Repair or Replacements	34	6,197	0.5%	0.8%	0.7%	0.8%
% of FP17s Relating to Continuations	66	6,197	1.1%	0.9%	1.2%	1.2%
% of Patients satisfied with the dentistry they have received	5	5	N/A	93.1%	93.1%	92.8%
% of Patients satisfied with the time they had to wait for an appointment	3	5	N/A	89.9%	88.8%	88.7%

* This is based on patients treated on this contract for their most recent course of treatment. Figures in italics indicate the base number of FP17s or Patient Questionnaire responses are less than 100. N/A is shown where the base number of responses is less than 10 during the period. % is calculated as Quantity/Base number*100

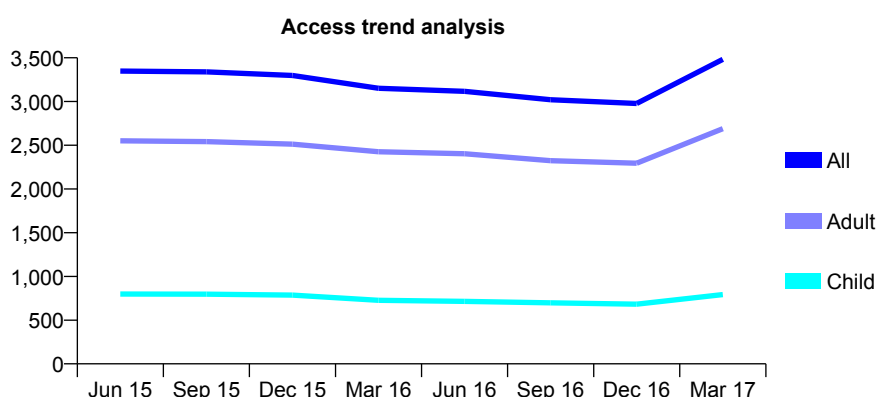
Q69 - Vital Signs At a Glance Contract Report for 101435/0109 - Year end March 2017

Name or company name	IDH Limited
Contract type name	GDS Contract
Purpose of contract	General
Contract start date	01/07/2008
Contract end date	

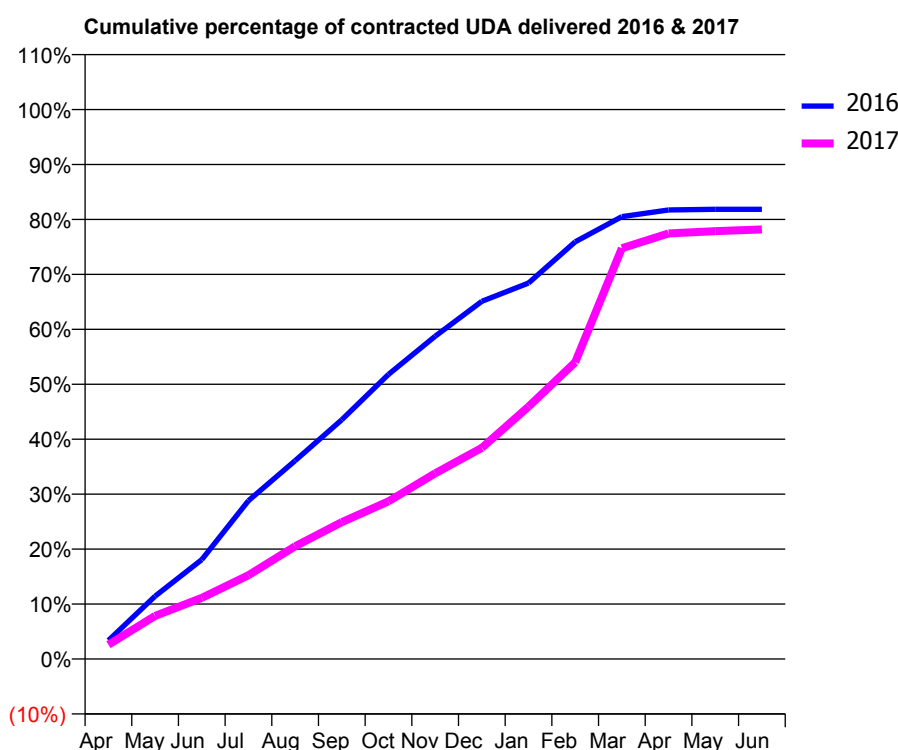
16/17 Contracted general activity (UDA)	10,590
Carry forward general activity (UDA)	0
16/17 Contracted orthodontic activity (UOA)	0
Carry forward orthodontic activity (UOA)	0
Baseline contract value	£247,188.13

ACCESS*

Patients seen in 24 months	Total	Change since previous quarter
Quarter ending March 2016	3,151	
Quarter ending June 2016	3,117	↓
Quarter ending September 2016	3,021	↓
Quarter ending December 2016	2,978	↓
Quarter ending March 2017	3,482	↑
Variance since March 2016	10.5%	↑



ACTIVITY



Adjusted Scheduled Activity (UDA)		
Month	2016	2017
April	359	277
May	1,211	832
June	1,917	1,179
July	3,052	1,616
August	3,823	2,173
September	4,612	2,637
October	5,484	3,039
November	6,221	3,578
December	6,893	4,069
January	7,247	4,864
February	8,041	5,720
March	8,525	7,917
April	8,655	8,202
May	8,667	8,246
June	8,667	8,279

QUALITY

	Quantity	Base Number	Contract	AT	Region	England
% of FP17s for the same patient ID Re-attending within 3 months - Children	61	1,125	5.4%	11.9%	11.9%	12.3%
% of FP17s for the same patient ID Re-attending within 3 months - Adults	390	3,225	12.1%	15.7%	16.6%	16.7%
% of FP17s for the same patient ID Re-attending between 3 & 9 months - Children	508	1,125	45.2%	57.2%	60.2%	57.6%
% of FP17s for the same patient ID Re-attending between 3 & 9 months - Adults	1,143	3,225	35.4%	48.2%	51.5%	50.1%
% of FP17s for Band 1 Urgent Courses	435	4,426	9.8%	9.7%	9.5%	9.1%
% of FP17s Relating to Free Repair or Replacements	21	4,426	0.5%	0.8%	0.7%	0.8%
% of FP17s Relating to Continuations	75	4,426	1.7%	0.9%	1.2%	1.2%
% of Patients satisfied with the dentistry they have received	3	3	N/A	93.1%	93.1%	92.8%
% of Patients satisfied with the time they had to wait for an appointment	3	3	N/A	89.9%	88.8%	88.7%

* This is based on patients treated on this contract for their most recent course of treatment. Figures in italics indicate the base number of FP17s or Patient Questionnaire responses are less than 100. N/A is shown where the base number of responses is less than 10 during the period. % is calculated as Quantity/Base number*100

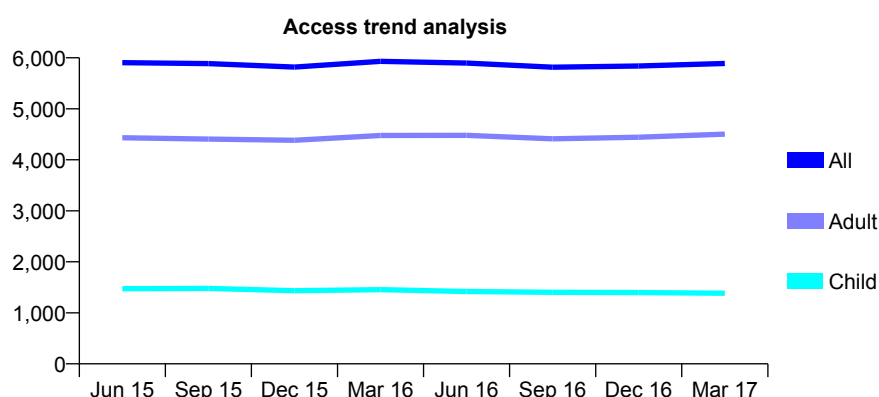
Q69 - Vital Signs At a Glance Contract Report for 102504/0001 - Year end March 2017

Name or company name	Chess House (UK) Limited
Contract type name	GDS Contract
Purpose of contract	General
Contract start date	01/05/2010
Contract end date	

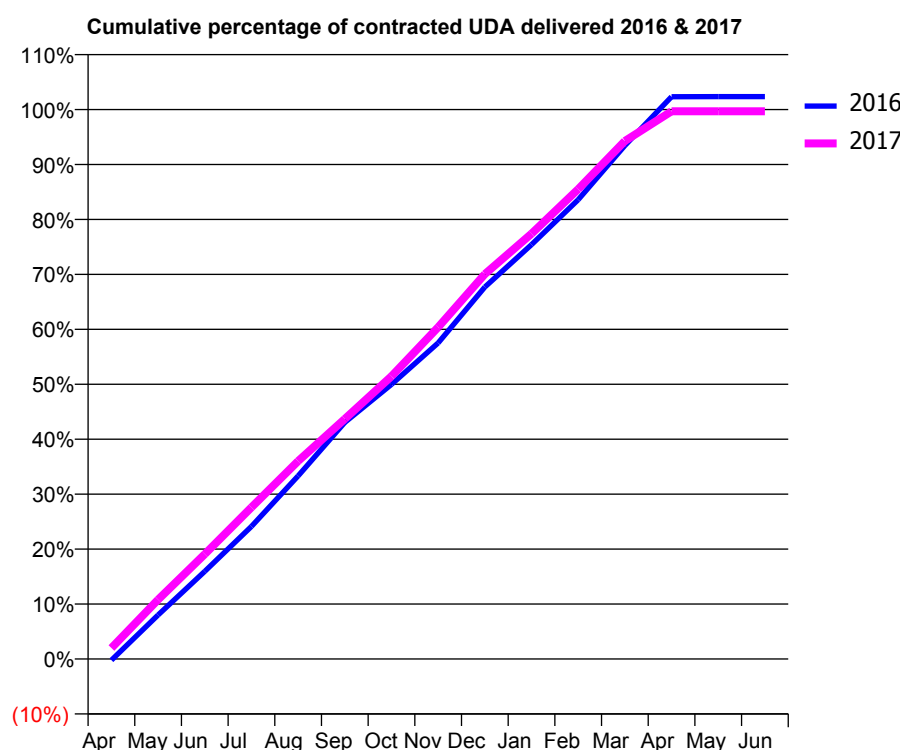
16/17 Contracted general activity (UDA)	15,619
Carry forward general activity (UDA)	-314
16/17 Contracted orthodontic activity (UOA)	0
Carry forward orthodontic activity (UOA)	0
Baseline contract value	£353,770.09

ACCESS*

Patients seen in 24 months	Total	Change since previous quarter
Quarter ending March 2016	5,932	
Quarter ending June 2016	5,898	→
Quarter ending September 2016	5,816	↓
Quarter ending December 2016	5,840	→
Quarter ending March 2017	5,888	→
Variance since March 2016	(0.7%)	→



ACTIVITY



Month	Adjusted Scheduled Activity (UDA)	
	2016	2017
April	-37	314
May	1,261	1,687
June	2,509	2,981
July	3,795	4,311
August	5,239	5,627
September	6,770	6,825
October	7,859	8,039
November	9,045	9,432
December	10,644	10,940
January	11,856	12,088
February	13,143	13,354
March	14,692	14,722
April	16,089	15,568
May	16,092	15,569
June	16,093	15,569

QUALITY

	Quantity	Base Number	Contract	AT	Region	England
% of FP17s for the same patient ID Re-attending within 3 months - Children	144	1,898	7.6%	11.9%	11.9%	12.3%
% of FP17s for the same patient ID Re-attending within 3 months - Adults	1,311	6,609	19.8%	15.7%	16.6%	16.7%
% of FP17s for the same patient ID Re-attending between 3 & 9 months - Children	1,066	1,898	56.2%	57.2%	60.2%	57.6%
% of FP17s for the same patient ID Re-attending between 3 & 9 months - Adults	3,562	6,609	53.9%	48.2%	51.5%	50.1%
% of FP17s for Band 1 Urgent Courses	1,102	8,304	13.3%	9.7%	9.5%	9.1%
% of FP17s Relating to Free Repair or Replacements	58	8,304	0.7%	0.8%	0.7%	0.8%
% of FP17s Relating to Continuations	125	8,304	1.5%	0.9%	1.2%	1.2%
% of Patients satisfied with the dentistry they have received	4	6	N/A	93.1%	93.1%	92.8%
% of Patients satisfied with the time they had to wait for an appointment	6	6	N/A	89.9%	88.8%	88.7%

* This is based on patients treated on this contract for their most recent course of treatment. Figures in italics indicate the base number of FP17s or Patient Questionnaire responses are less than 100. N/A is shown where the base number of responses is less than 10 during the period. % is calculated as Quantity/Base number*100

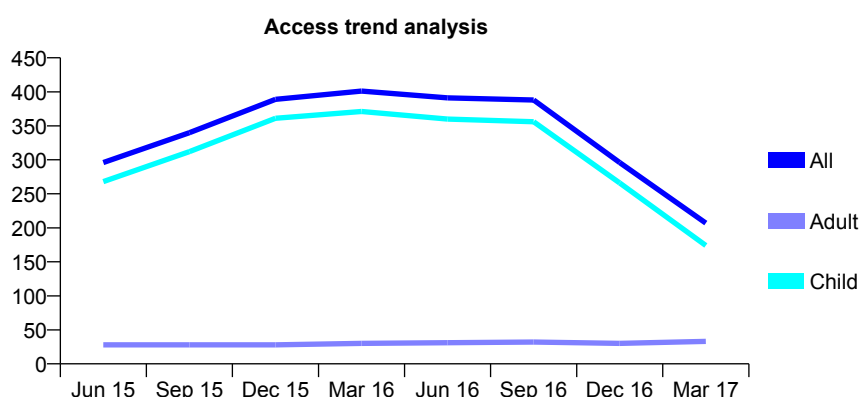
Q69 - Vital Signs At a Glance Contract Report for 103284/0001 - Year end March 2017

Name or company name	Grove Green Dental Surgery
Contract type name	GDS Contract
Purpose of contract	General
Contract start date	01/07/2011
Contract end date	

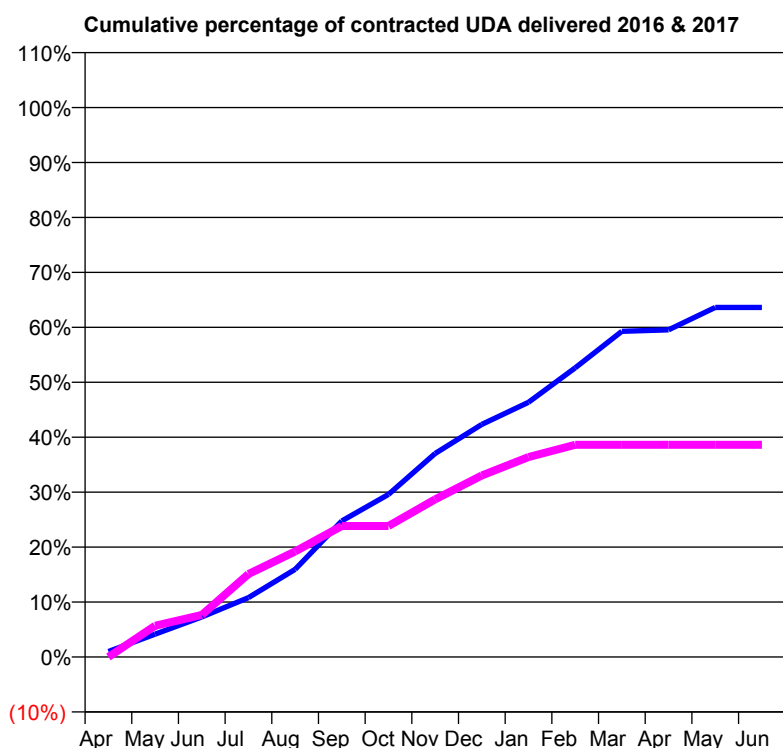
16/17 Contracted general activity (UDA)	1,277
Carry forward general activity (UDA)	0
16/17 Contracted orthodontic activity (UOA)	0
Carry forward orthodontic activity (UOA)	0
Baseline contract value	£30,193.82

ACCESS*

Patients seen in 24 months	Total	Change since previous quarter
Quarter ending March 2016	401	
Quarter ending June 2016	391	↓
Quarter ending September 2016	388	→
Quarter ending December 2016	296	↓
Quarter ending March 2017	207	↓
Variance since March 2016	(48.4%)	↓



ACTIVITY



Month	Adjusted Scheduled Activity (UDA)	
	2016	2017
April	13	0
May	53	73
June	93	98
July	138	193
August	204	245
September	316	304
October	378	304
November	473	366
December	541	422
January	592	465
February	672	493
March	757	493
April	760	493
May	812	493
June	812	493

QUALITY

	Quantity	Base Number	Contract	AT	Region	England
% of FP17s for the same patient ID Re-attending within 3 months - Children	32	401	8.0%	11.9%	11.9%	12.3%
% of FP17s for the same patient ID Re-attending within 3 months - Adults	1	11	9.1%	15.7%	16.6%	16.7%
% of FP17s for the same patient ID Re-attending between 3 & 9 months - Children	231	401	57.6%	57.2%	60.2%	57.6%
% of FP17s for the same patient ID Re-attending between 3 & 9 months - Adults	3	11	27.3%	48.2%	51.5%	50.1%
% of FP17s for Band 1 Urgent Courses	11	366	3.0%	9.7%	9.5%	9.1%
% of FP17s Relating to Free Repair or Replacements	0	366	0.0%	0.8%	0.7%	0.8%
% of FP17s Relating to Continuations	0	366	0.0%	0.9%	1.2%	1.2%
% of Patients satisfied with the dentistry they have received	1	1	N/A	93.1%	93.1%	92.8%
% of Patients satisfied with the time they had to wait for an appointment	1	1	N/A	89.9%	88.8%	88.7%

* This is based on patients treated on this contract for their most recent course of treatment. Figures in italics indicate the base number of FP17s or Patient Questionnaire responses are less than 100. N/A is shown where the base number of responses is less than 10 during the period. % is calculated as Quantity/Base number*100

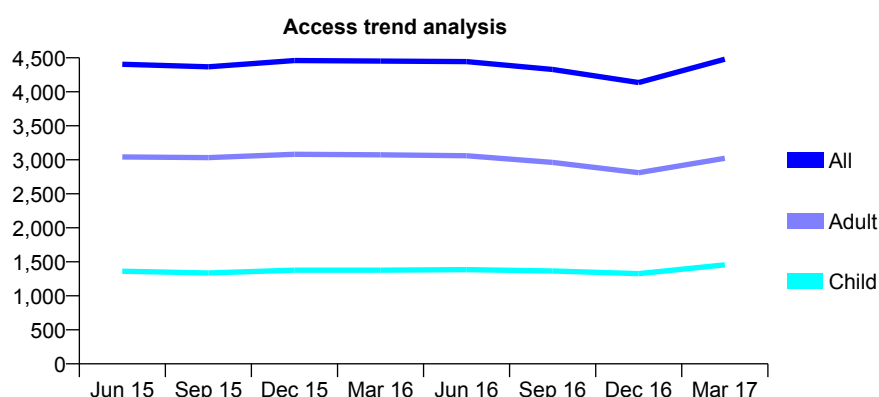
Q69 - Vital Signs At a Glance Contract Report for 103624/0001 - Year end March 2017

Name or company name	CASTLE HILL DENTAL CARE LTD
Contract type name	GDS Contract
Purpose of contract	General
Contract start date	01/08/2012
Contract end date	

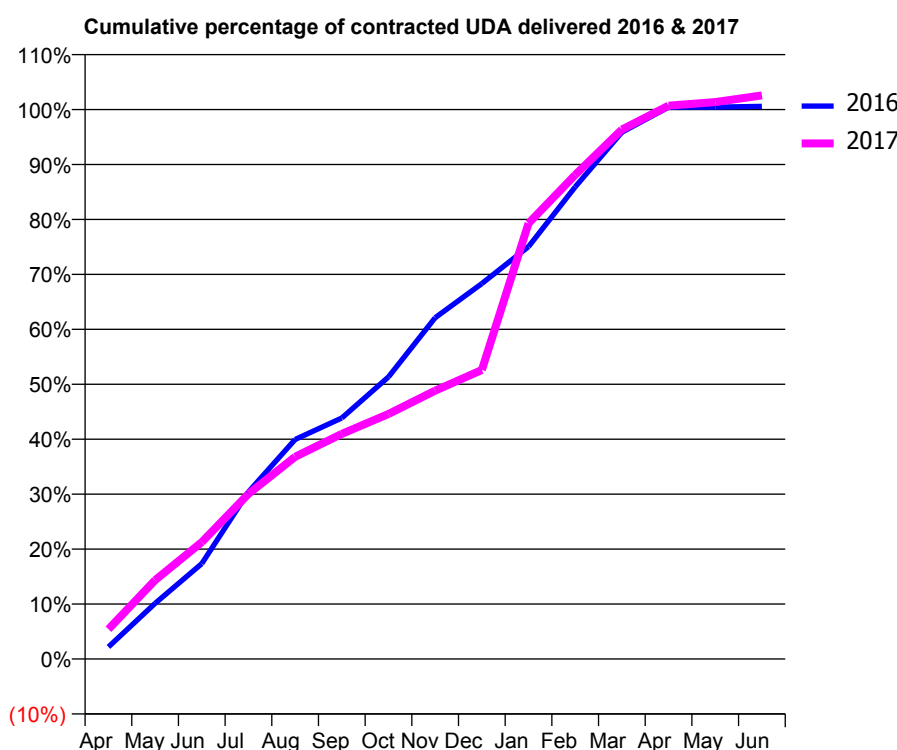
16/17 Contracted general activity (UDA)	8,580
Carry forward general activity (UDA)	-48
16/17 Contracted orthodontic activity (UOA)	0
Carry forward orthodontic activity (UOA)	0
Baseline contract value	£202,349.65

ACCESS*

Patients seen in 24 months	Total	Change since previous quarter
Quarter ending March 2016	4,451	
Quarter ending June 2016	4,445	→
Quarter ending September 2016	4,328	↓
Quarter ending December 2016	4,137	↓
Quarter ending March 2017	4,479	↑
Variance since March 2016	0.6%	→



ACTIVITY



Adjusted Scheduled Activity (UDA)		
Month	2016	2017
April	185	464
May	856	1,231
June	1,467	1,825
July	2,569	2,578
August	3,374	3,157
September	3,704	3,515
October	4,335	3,826
November	5,246	4,191
December	5,770	4,512
January	6,337	6,802
February	7,255	7,559
March	8,096	8,268
April	8,480	8,639
May	8,481	8,696
June	8,492	8,800

QUALITY

	Quantity	Base Number	Contract	AT	Region	England
% of FP17s for the same patient ID Re-attending within 3 months - Children	111	1,639	6.8%	11.9%	11.9%	12.3%
% of FP17s for the same patient ID Re-attending within 3 months - Adults	419	3,048	13.7%	15.7%	16.6%	16.7%
% of FP17s for the same patient ID Re-attending between 3 & 9 months - Children	637	1,639	38.9%	57.2%	60.2%	57.6%
% of FP17s for the same patient ID Re-attending between 3 & 9 months - Adults	949	3,048	31.1%	48.2%	51.5%	50.1%
% of FP17s for Band 1 Urgent Courses	591	4,707	12.6%	9.7%	9.5%	9.1%
% of FP17s Relating to Free Repair or Replacements	26	4,707	0.6%	0.8%	0.7%	0.8%
% of FP17s Relating to Continuations	13	4,707	0.3%	0.9%	1.2%	1.2%
% of Patients satisfied with the dentistry they have received	1	1	N/A	93.1%	93.1%	92.8%
% of Patients satisfied with the time they had to wait for an appointment	1	1	N/A	89.9%	88.8%	88.7%

* This is based on patients treated on this contract for their most recent course of treatment. Figures in italics indicate the base number of FP17s or Patient Questionnaire responses are less than 100. N/A is shown where the base number of responses is less than 10 during the period. % is calculated as Quantity/Base number*100

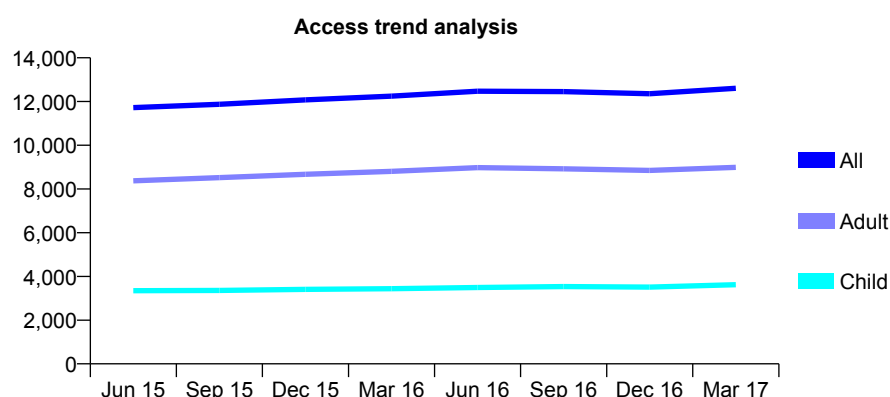
Q69 - Vital Signs At a Glance Contract Report for 104280/0001 - Year end March 2017

Name or company name	BUSBY HOUSE DENTAL LTD
Contract type name	GDS Contract
Purpose of contract	General
Contract start date	01/10/2010
Contract end date	

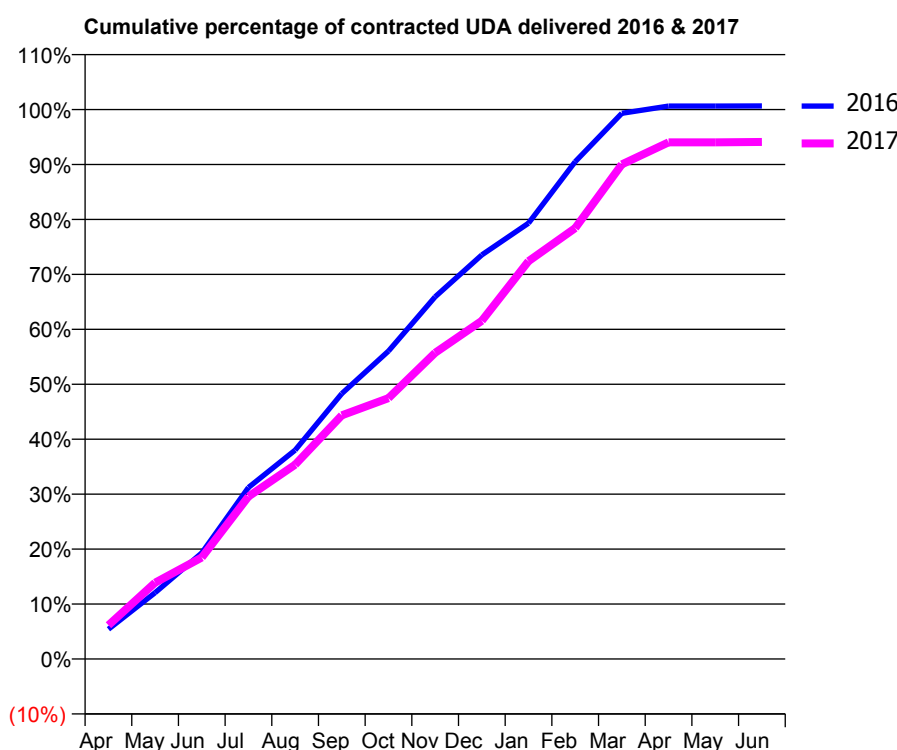
16/17 Contracted general activity (UDA)	30,583
Carry forward general activity (UDA)	-195
16/17 Contracted orthodontic activity (UOA)	0
Carry forward orthodontic activity (UOA)	0
Baseline contract value	£725,237.96

ACCESS*

Patients seen in 24 months	Total	Change since previous quarter
Quarter ending March 2016	12,244	
Quarter ending June 2016	12,471	→
Quarter ending September 2016	12,455	→
Quarter ending December 2016	12,358	→
Quarter ending March 2017	12,606	↑
Variance since March 2016	3.0%	↑



ACTIVITY



Adjusted Scheduled Activity (UDA)		
Month	2016	2017
April	1,670	1,881
May	3,720	4,249
June	5,945	5,651
July	9,611	9,046
August	11,701	10,819
September	14,869	13,565
October	17,255	14,518
November	20,299	17,041
December	22,640	18,824
January	24,423	22,140
February	27,867	23,985
March	30,578	27,533
April	30,981	28,756
May	30,982	28,757
June	30,985	28,778

QUALITY

	Quantity	Base Number	Contract	AT	Region	England
% of FP17s for the same patient ID Re-attending within 3 months - Children	448	5,536	8.1%	11.9%	11.9%	12.3%
% of FP17s for the same patient ID Re-attending within 3 months - Adults	2,085	12,066	17.3%	15.7%	16.6%	16.7%
% of FP17s for the same patient ID Re-attending between 3 & 9 months - Children	3,443	5,536	62.2%	57.2%	60.2%	57.6%
% of FP17s for the same patient ID Re-attending between 3 & 9 months - Adults	6,184	12,066	51.3%	48.2%	51.5%	50.1%
% of FP17s for Band 1 Urgent Courses	1,895	15,690	12.1%	9.7%	9.5%	9.1%
% of FP17s Relating to Free Repair or Replacements	96	15,690	0.6%	0.8%	0.7%	0.8%
% of FP17s Relating to Continuations	45	15,690	0.3%	0.9%	1.2%	1.2%
% of Patients satisfied with the dentistry they have received	12	13	92.3%	93.1%	93.1%	92.8%
% of Patients satisfied with the time they had to wait for an appointment	9	13	69.2%	89.9%	88.8%	88.7%

* This is based on patients treated on this contract for their most recent course of treatment. Figures in italics indicate the base number of FP17s or Patient Questionnaire responses are less than 100. N/A is shown where the base number of responses is less than 10 during the period. % is calculated as Quantity/Base number*100

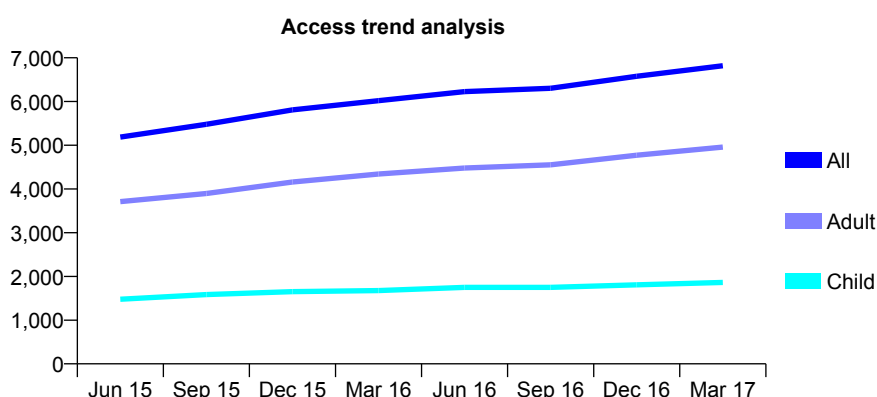
Q69 - Vital Signs At a Glance Contract Report for 104345/0001 - Year end March 2017

Name or company name	Michael Fahami LTD
Contract type name	GDS Contract
Purpose of contract	General
Contract start date	01/08/2010
Contract end date	

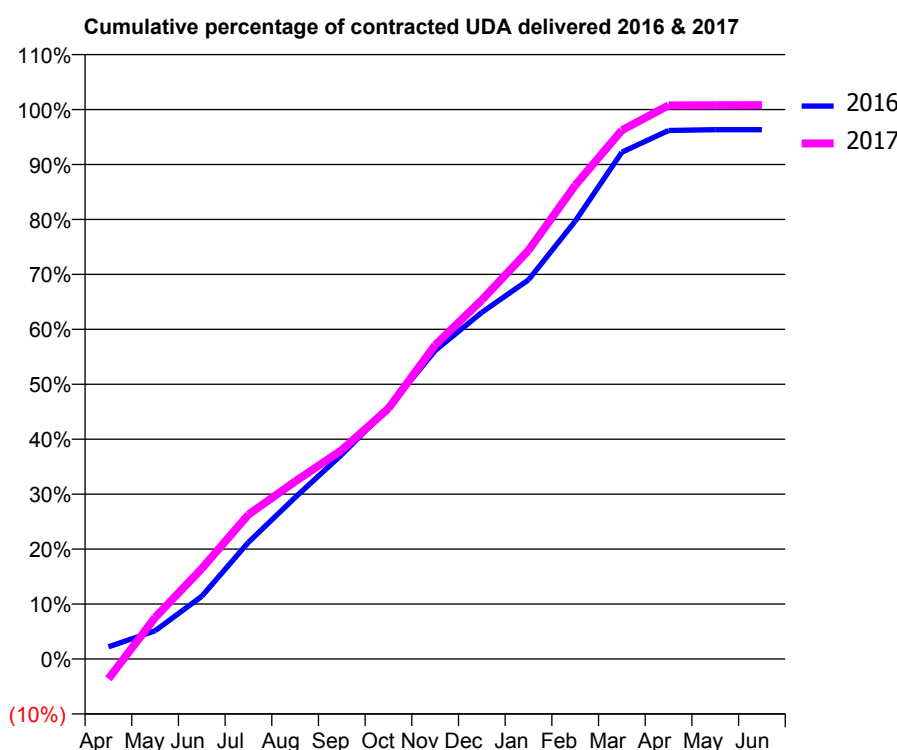
16/17 Contracted general activity (UDA)	14,560
Carry forward general activity (UDA)	527
16/17 Contracted orthodontic activity (UOA)	0
Carry forward orthodontic activity (UOA)	0
Baseline contract value	£351,928.21

ACCESS*

Patients seen in 24 months	Total	Change since previous quarter
Quarter ending March 2016	6,018	
Quarter ending June 2016	6,227	↑
Quarter ending September 2016	6,302	→
Quarter ending December 2016	6,579	↑
Quarter ending March 2017	6,820	↑
Variance since March 2016	13.3%	↑



ACTIVITY



Adjusted Scheduled Activity (UDA)		
Month	2016	2017
April	319	-527
May	734	1,102
June	1,637	2,398
July	3,045	3,830
August	4,214	4,706
September	5,331	5,540
October	6,554	6,642
November	8,043	8,318
December	9,038	9,514
January	9,888	10,828
February	11,417	12,553
March	13,215	14,010
April	13,781	14,668
May	13,802	14,673
June	13,802	14,675

QUALITY

	Quantity	Base Number	Contract	AT	Region	England
% of FP17s for the same patient ID Re-attending within 3 months - Children	176	2,727	6.5%	11.9%	11.9%	12.3%
% of FP17s for the same patient ID Re-attending within 3 months - Adults	804	6,468	12.4%	15.7%	16.6%	16.7%
% of FP17s for the same patient ID Re-attending between 3 & 9 months - Children	1,590	2,727	58.3%	57.2%	60.2%	57.6%
% of FP17s for the same patient ID Re-attending between 3 & 9 months - Adults	3,339	6,468	51.6%	48.2%	51.5%	50.1%
% of FP17s for Band 1 Urgent Courses	643	8,157	7.9%	9.7%	9.5%	9.1%
% of FP17s Relating to Free Repair or Replacements	71	8,157	0.9%	0.8%	0.7%	0.8%
% of FP17s Relating to Continuations	31	8,157	0.4%	0.9%	1.2%	1.2%
% of Patients satisfied with the dentistry they have received	13	14	92.9%	93.1%	93.1%	92.8%
% of Patients satisfied with the time they had to wait for an appointment	13	14	92.9%	89.9%	88.8%	88.7%

* This is based on patients treated on this contract for their most recent course of treatment. Figures in italics indicate the base number of FP17s or Patient Questionnaire responses are less than 100. N/A is shown where the base number of responses is less than 10 during the period. % is calculated as Quantity/Base number*100

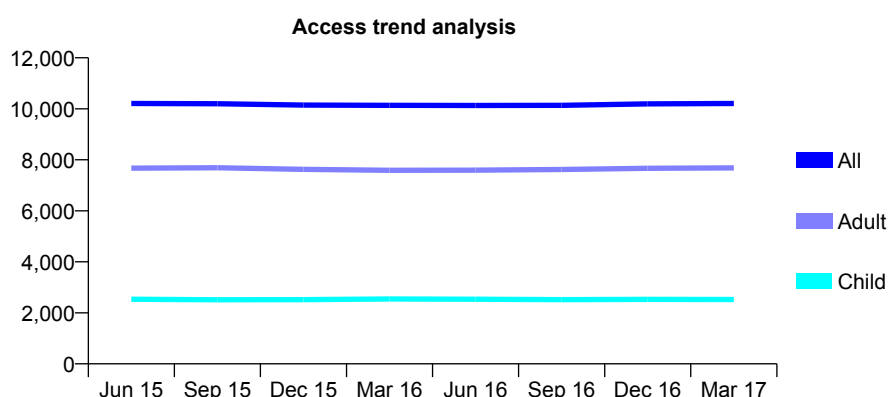
Q69 - Vital Signs At a Glance Contract Report for 105961/0001 - Year end March 2017

Name or company name	Roundshill Dental Practice
Contract type name	GDS Contract
Purpose of contract	General
Contract start date	01/04/2006
Contract end date	

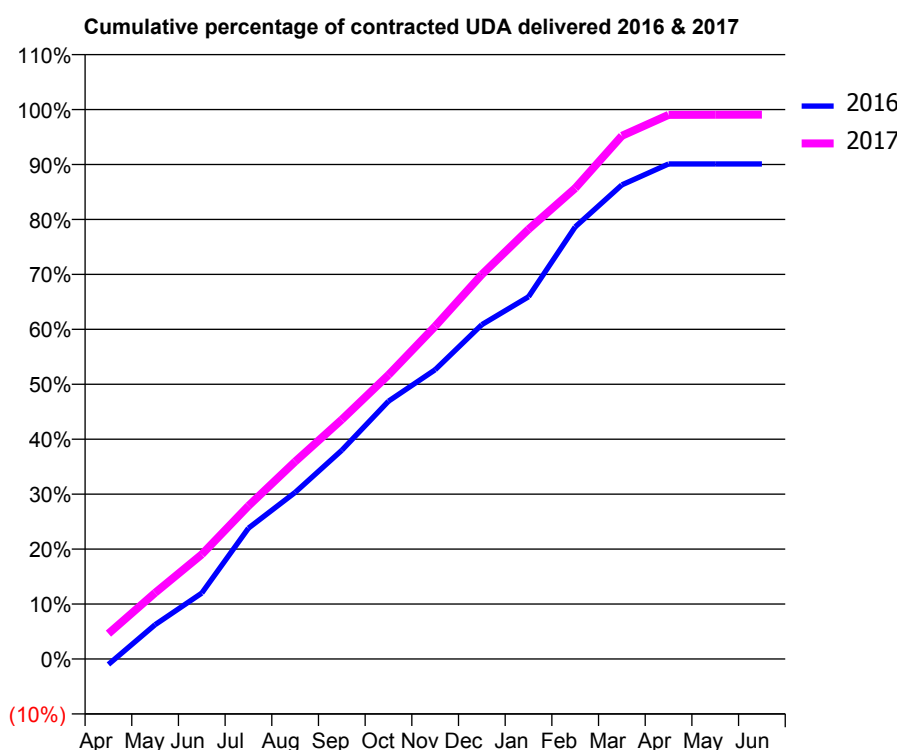
16/17 Contracted general activity (UDA)	22,935
Carry forward general activity (UDA)	0
16/17 Contracted orthodontic activity (UOA)	0
Carry forward orthodontic activity (UOA)	0
Baseline contract value	£579,677.10

ACCESS*

Patients seen in 24 months	Total	Change since previous quarter
Quarter ending March 2016	10,136	
Quarter ending June 2016	10,132	→
Quarter ending September 2016	10,138	→
Quarter ending December 2016	10,196	→
Quarter ending March 2017	10,210	→
Variance since March 2016	0.7%	→



ACTIVITY



Adjusted Scheduled Activity (UDA)		
Month	2016	2017
April	-231	1,060
May	1,431	2,765
June	2,755	4,366
July	5,464	6,390
August	6,956	8,239
September	8,713	9,991
October	10,761	11,860
November	12,077	13,890
December	13,957	16,051
January	15,120	17,934
February	18,038	19,647
March	19,786	21,835
April	20,662	22,712
May	20,663	22,718
June	20,663	22,719

QUALITY

	Quantity	Base Number	Contract	AT	Region	England
% of FP17s for the same patient ID Re-attending within 3 months - Children	184	3,188	5.8%	11.9%	11.9%	12.3%
% of FP17s for the same patient ID Re-attending within 3 months - Adults	1,564	9,545	16.4%	15.7%	16.6%	16.7%
% of FP17s for the same patient ID Re-attending between 3 & 9 months - Children	1,600	3,188	50.2%	57.2%	60.2%	57.6%
% of FP17s for the same patient ID Re-attending between 3 & 9 months - Adults	3,815	9,545	40.0%	48.2%	51.5%	50.1%
% of FP17s for Band 1 Urgent Courses	1,299	12,724	10.2%	9.7%	9.5%	9.1%
% of FP17s Relating to Free Repair or Replacements	135	12,724	1.1%	0.8%	0.7%	0.8%
% of FP17s Relating to Continuations	179	12,724	1.4%	0.9%	1.2%	1.2%
% of Patients satisfied with the dentistry they have received	29	32	90.6%	93.1%	93.1%	92.8%
% of Patients satisfied with the time they had to wait for an appointment	29	32	90.6%	89.9%	88.8%	88.7%

* This is based on patients treated on this contract for their most recent course of treatment. Figures in italics indicate the base number of FP17s or Patient Questionnaire responses are less than 100. N/A is shown where the base number of responses is less than 10 during the period. % is calculated as Quantity/Base number*100

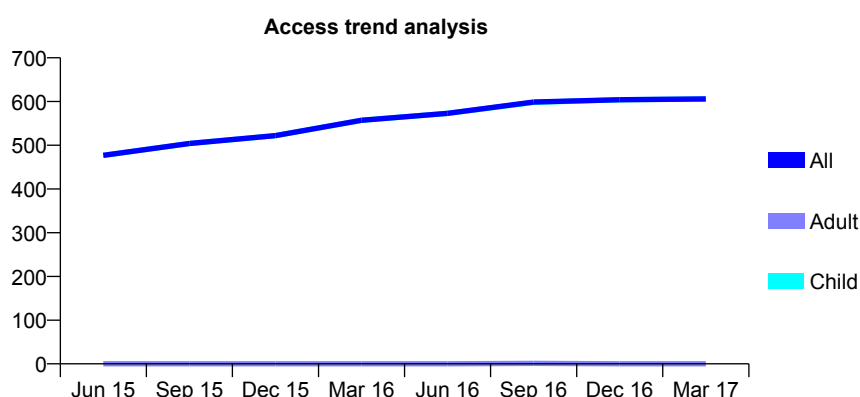
Q69 - Vital Signs At a Glance Contract Report for 108715/0001 - Year end March 2017

Name or company name	Williams and Sanghera Dental Practice
Contract type name	GDS Contract
Purpose of contract	General
Contract start date	01/11/2014
Contract end date	

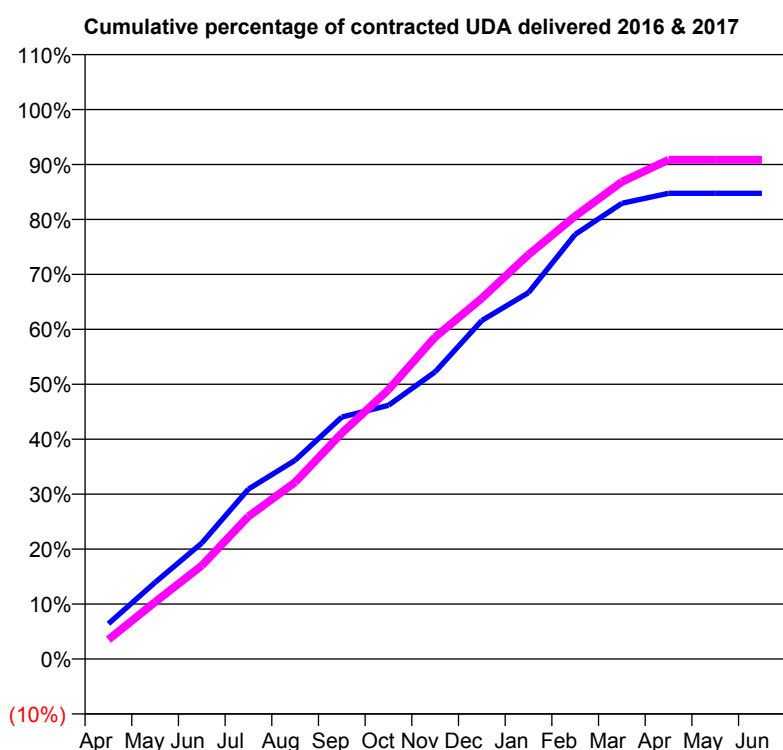
16/17 Contracted general activity (UDA)	1,425
Carry forward general activity (UDA)	0
16/17 Contracted orthodontic activity (UOA)	0
Carry forward orthodontic activity (UOA)	0
Baseline contract value	£25,644.87

ACCESS*

Patients seen in 24 months	Total	Change since previous quarter
Quarter ending March 2016	557	
Quarter ending June 2016	573	↑
Quarter ending September 2016	599	↑
Quarter ending December 2016	604	→
Quarter ending March 2017	606	→
Variance since March 2016	8.8%	↑



ACTIVITY



Adjusted Scheduled Activity (UDA)		
Month	2016	2017
April	96	50
May	209	148
June	316	242
July	464	370
August	542	458
September	661	586
October	693	698
November	784	835
December	924	935
January	1,000	1,049
February	1,159	1,149
March	1,244	1,237
April	1,271	1,295
May	1,271	1,295
June	1,271	1,295

QUALITY

	Quantity	Base Number	Contract	AT	Region	England
% of FP17s for the same patient ID Re-attending within 3 months - Children	56	973	5.8%	11.9%	11.9%	12.3%
% of FP17s for the same patient ID Re-attending within 3 months - Adults	0	0	N/A	15.7%	16.6%	16.7%
% of FP17s for the same patient ID Re-attending between 3 & 9 months - Children	702	973	72.1%	57.2%	60.2%	57.6%
% of FP17s for the same patient ID Re-attending between 3 & 9 months - Adults	0	0	N/A	48.2%	51.5%	50.1%
% of FP17s for Band 1 Urgent Courses	38	994	3.8%	9.7%	9.5%	9.1%
% of FP17s Relating to Free Repair or Replacements	1	994	0.1%	0.8%	0.7%	0.8%
% of FP17s Relating to Continuations	0	994	0.0%	0.9%	1.2%	1.2%
% of Patients satisfied with the dentistry they have received	0	0	N/A	93.1%	93.1%	92.8%
% of Patients satisfied with the time they had to wait for an appointment	0	0	N/A	89.9%	88.8%	88.7%

* This is based on patients treated on this contract for their most recent course of treatment. Figures in italics indicate the base number of FP17s or Patient Questionnaire responses are less than 100. N/A is shown where the base number of responses is less than 10 during the period. % is calculated as Quantity/Base number*100

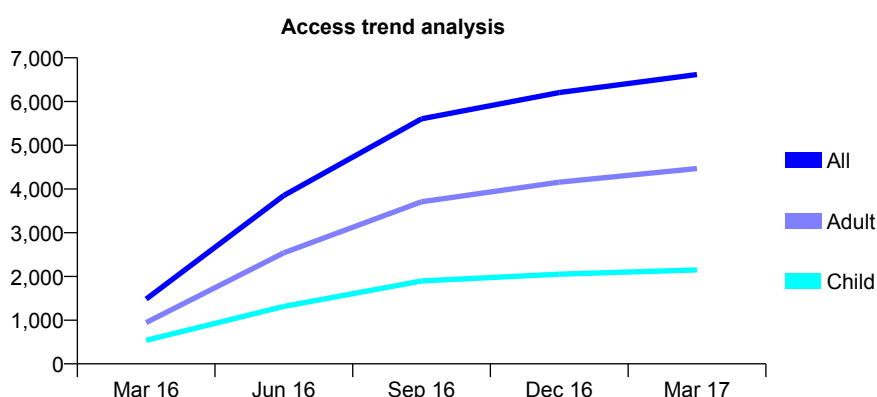
Q69 - Vital Signs At a Glance Contract Report for 111945/0001 - Year end March 2017

Name or company name	Gloucester House Dental Practice
Contract type name	GDS Contract
Purpose of contract	General
Contract start date	01/02/2016
Contract end date	

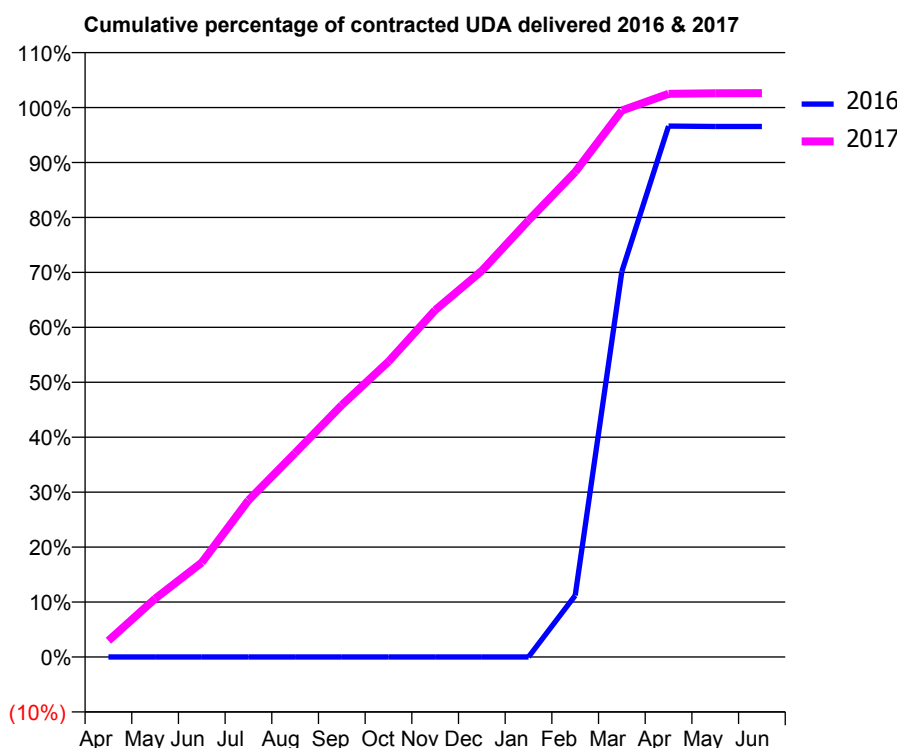
16/17 Contracted general activity (UDA)	19,387
Carry forward general activity (UDA)	-132
16/17 Contracted orthodontic activity (UOA)	0
Carry forward orthodontic activity (UOA)	0
Baseline contract value	£560,610.23

ACCESS*

Patients seen in 24 months	Total	Change since previous quarter
Quarter ending March 2016	1,481	
Quarter ending June 2016	3,851	↑
Quarter ending September 2016	5,604	↑
Quarter ending December 2016	6,206	↑
Quarter ending March 2017	6,616	↑
Variance since March 2016	346.7%	↑



ACTIVITY



Adjusted Scheduled Activity (UDA)		
Month	2016	2017
April	0	577
May	0	2,058
June	0	3,335
July	0	5,529
August	0	7,199
September	0	8,889
October	0	10,424
November	0	12,240
December	0	13,628
January	0	15,405
February	293	17,112
March	1,837	19,281
April	2,529	19,871
May	2,528	19,890
June	2,528	19,894

QUALITY

	Quantity	Base Number	Contract	AT	Region	England
% of FP17s for the same patient ID Re-attending within 3 months - Children	289	3,993	7.2%	11.9%	11.9%	12.3%
% of FP17s for the same patient ID Re-attending within 3 months - Adults	1,061	8,061	13.2%	15.7%	16.6%	16.7%
% of FP17s for the same patient ID Re-attending between 3 & 9 months - Children	1,666	3,993	41.7%	57.2%	60.2%	57.6%
% of FP17s for the same patient ID Re-attending between 3 & 9 months - Adults	3,068	8,061	38.1%	48.2%	51.5%	50.1%
% of FP17s for Band 1 Urgent Courses	676	11,885	5.7%	9.7%	9.5%	9.1%
% of FP17s Relating to Free Repair or Replacements	106	11,885	0.9%	0.8%	0.7%	0.8%
% of FP17s Relating to Continuations	58	11,885	0.5%	0.9%	1.2%	1.2%
% of Patients satisfied with the dentistry they have received	13	14	92.9%	93.1%	93.1%	92.8%
% of Patients satisfied with the time they had to wait for an appointment	14	14	100.0%	89.9%	88.8%	88.7%

* This is based on patients treated on this contract for their most recent course of treatment. Figures in italics indicate the base number of FP17s or Patient Questionnaire responses are less than 100. N/A is shown where the base number of responses is less than 10 during the period. % is calculated as Quantity/Base number*100

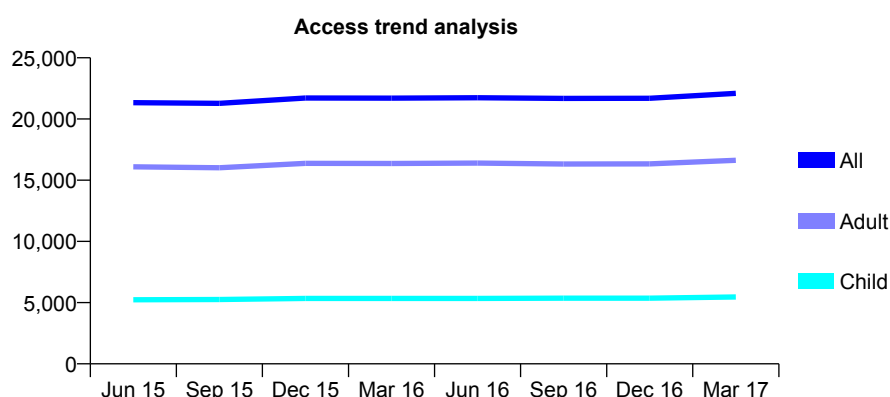
Q69 - Vital Signs At a Glance Contract Report for 111988/0001 - Year end March 2017

Name or company name	OXFORD DENTAL CARE LTD
Contract type name	GDS Contract
Purpose of contract	General
Contract start date	01/04/2009
Contract end date	

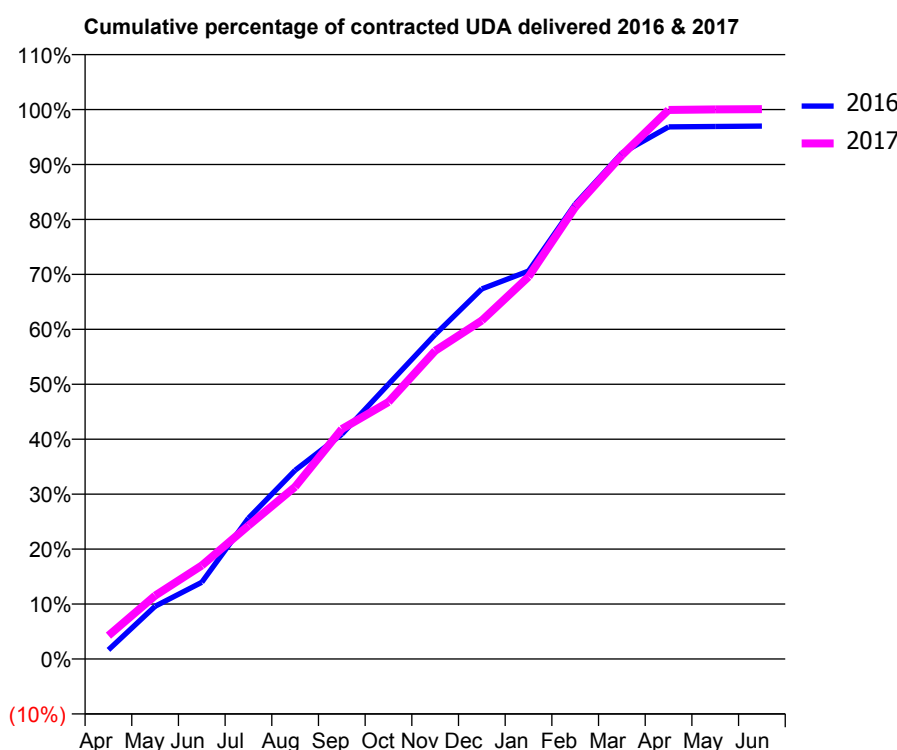
16/17 Contracted general activity (UDA)	56,758
Carry forward general activity (UDA)	0
16/17 Contracted orthodontic activity (UOA)	0
Carry forward orthodontic activity (UOA)	0
Baseline contract value	£1,446,545.09

ACCESS*

Patients seen in 24 months	Total	Change since previous quarter
Quarter ending March 2016	21,704	
Quarter ending June 2016	21,742	→
Quarter ending September 2016	21,683	→
Quarter ending December 2016	21,697	→
Quarter ending March 2017	22,096	→
Variance since March 2016	1.8%	→



ACTIVITY



Adjusted Scheduled Activity (UDA)		
Month	2016	2017
April	964	2,418
May	5,574	6,543
June	8,119	9,659
July	14,899	13,786
August	19,951	17,786
September	23,765	23,752
October	29,051	26,551
November	34,302	31,841
December	39,125	34,967
January	41,017	39,481
February	48,095	46,667
March	53,477	52,028
April	56,249	56,711
May	56,301	56,773
June	56,340	56,794

QUALITY

	Quantity	Base Number	Contract	AT	Region	England
% of FP17s for the same patient ID Re-attending within 3 months - Children	756	7,809	9.7%	11.9%	11.9%	12.3%
% of FP17s for the same patient ID Re-attending within 3 months - Adults	4,235	22,079	19.2%	15.7%	16.6%	16.7%
% of FP17s for the same patient ID Re-attending between 3 & 9 months - Children	4,013	7,809	51.4%	57.2%	60.2%	57.6%
% of FP17s for the same patient ID Re-attending between 3 & 9 months - Adults	9,951	22,079	45.1%	48.2%	51.5%	50.1%
% of FP17s for Band 1 Urgent Courses	3,708	28,697	12.9%	9.7%	9.5%	9.1%
% of FP17s Relating to Free Repair or Replacements	388	28,697	1.4%	0.8%	0.7%	0.8%
% of FP17s Relating to Continuations	282	28,697	1.0%	0.9%	1.2%	1.2%
% of Patients satisfied with the dentistry they have received	15	17	88.2%	93.1%	93.1%	92.8%
% of Patients satisfied with the time they had to wait for an appointment	15	17	88.2%	89.9%	88.8%	88.7%

* This is based on patients treated on this contract for their most recent course of treatment. Figures in italics indicate the base number of FP17s or Patient Questionnaire responses are less than 100. N/A is shown where the base number of responses is less than 10 during the period. % is calculated as Quantity/Base number*100

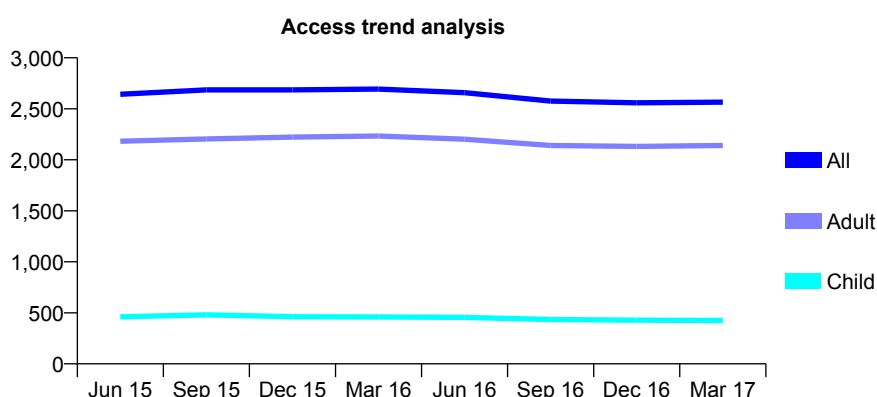
Q69 - Vital Signs At a Glance Contract Report for 113735/0001 - Year end March 2017

Name or company name	E. Leondaki Ltd
Contract type name	GDS Contract
Purpose of contract	General
Contract start date	01/04/2009
Contract end date	

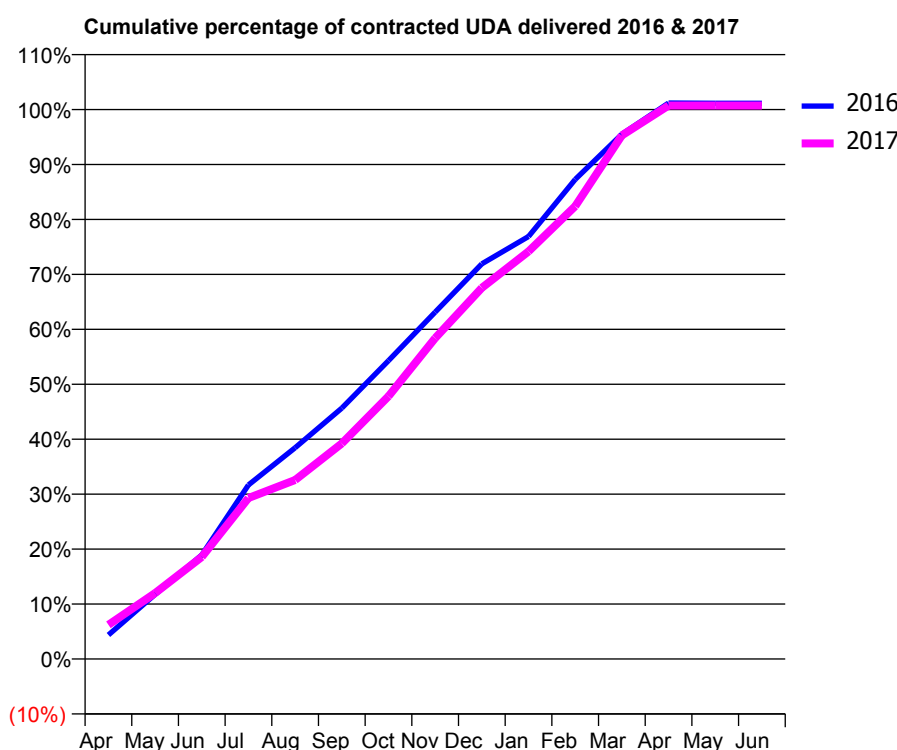
16/17 Contracted general activity (UDA)	8,160
Carry forward general activity (UDA)	-93
16/17 Contracted orthodontic activity (UOA)	0
Carry forward orthodontic activity (UOA)	0
Baseline contract value	£201,547.60

ACCESS*

Patients seen in 24 months	Total	Change since previous quarter
Quarter ending March 2016	2,693	
Quarter ending June 2016	2,658	↓
Quarter ending September 2016	2,576	↓
Quarter ending December 2016	2,559	→
Quarter ending March 2017	2,566	→
Variance since March 2016	(4.7%)	↓



ACTIVITY



Month	Adjusted Scheduled Activity (UDA)	
	2016	2017
April	358	507
May	960	978
June	1,545	1,516
July	2,585	2,390
August	3,138	2,658
September	3,725	3,201
October	4,430	3,902
November	5,151	4,766
December	5,868	5,513
January	6,275	6,052
February	7,122	6,725
March	7,792	7,775
April	8,256	8,218
May	8,253	8,218
June	8,253	8,218

QUALITY

	Quantity	Base Number	Contract	AT	Region	England
% of FP17s for the same patient ID Re-attending within 3 months - Children	47	705	6.7%	11.9%	11.9%	12.3%
% of FP17s for the same patient ID Re-attending within 3 months - Adults	376	3,339	11.3%	15.7%	16.6%	16.7%
% of FP17s for the same patient ID Re-attending between 3 & 9 months - Children	447	705	63.4%	57.2%	60.2%	57.6%
% of FP17s for the same patient ID Re-attending between 3 & 9 months - Adults	2,206	3,339	66.1%	48.2%	51.5%	50.1%
% of FP17s for Band 1 Urgent Courses	175	4,030	4.3%	9.7%	9.5%	9.1%
% of FP17s Relating to Free Repair or Replacements	21	4,030	0.5%	0.8%	0.7%	0.8%
% of FP17s Relating to Continuations	46	4,030	1.1%	0.9%	1.2%	1.2%
% of Patients satisfied with the dentistry they have received	12	12	100.0%	93.1%	93.1%	92.8%
% of Patients satisfied with the time they had to wait for an appointment	12	12	100.0%	89.9%	88.8%	88.7%

* This is based on patients treated on this contract for their most recent course of treatment. Figures in italics indicate the base number of FP17s or Patient Questionnaire responses are less than 100. N/A is shown where the base number of responses is less than 10 during the period. % is calculated as Quantity/Base number*100

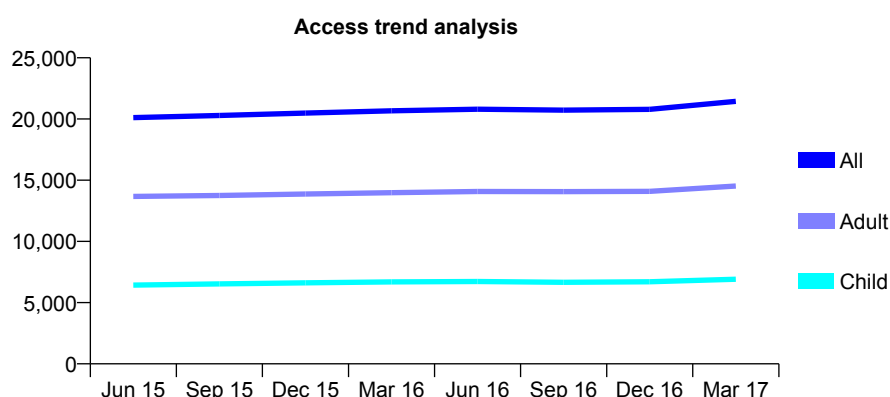
Q69 - Vital Signs At a Glance Contract Report for 113913/0001 - Year end March 2017

Name or company name	Eastgate Dental Centre LTD
Contract type name	GDS Contract
Purpose of contract	General
Contract start date	01/11/2012
Contract end date	

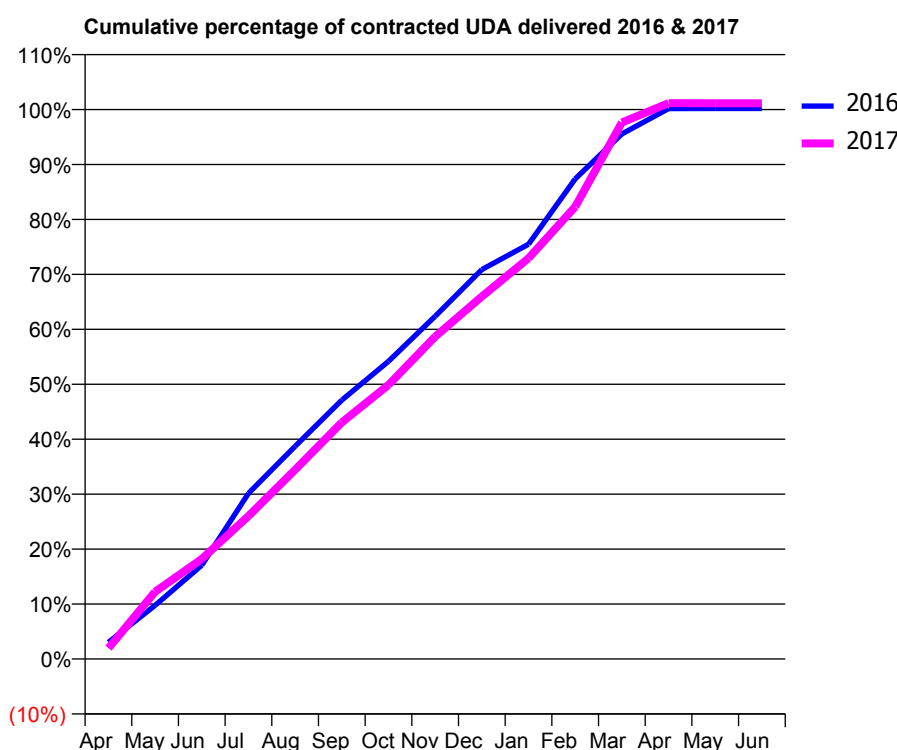
16/17 Contracted general activity (UDA)	42,026
Carry forward general activity (UDA)	-85
16/17 Contracted orthodontic activity (UOA)	0
Carry forward orthodontic activity (UOA)	0
Baseline contract value	£1,061,994.08

ACCESS*

Patients seen in 24 months	Total	Change since previous quarter
Quarter ending March 2016	20,673	
Quarter ending June 2016	20,806	→
Quarter ending September 2016	20,729	→
Quarter ending December 2016	20,795	→
Quarter ending March 2017	21,439	↑
Variance since March 2016	3.7%	↑



ACTIVITY



Month	Adjusted Scheduled Activity (UDA)	
	2016	2017
April	1,310	832
May	4,204	5,144
June	7,354	7,654
July	12,991	10,941
August	16,688	14,477
September	20,303	18,098
October	23,340	20,959
November	26,882	24,657
December	30,533	27,720
January	32,522	30,652
February	37,649	34,586
March	41,168	41,030
April	43,159	42,515
May	43,170	42,500
June	43,174	42,499

QUALITY

	Quantity	Base Number	Contract	AT	Region	England
% of FP17s for the same patient ID Re-attending within 3 months - Children	792	10,178	7.8%	11.9%	11.9%	12.3%
% of FP17s for the same patient ID Re-attending within 3 months - Adults	2,577	18,306	14.1%	15.7%	16.6%	16.7%
% of FP17s for the same patient ID Re-attending between 3 & 9 months - Children	6,019	10,178	59.1%	57.2%	60.2%	57.6%
% of FP17s for the same patient ID Re-attending between 3 & 9 months - Adults	9,140	18,306	49.9%	48.2%	51.5%	50.1%
% of FP17s for Band 1 Urgent Courses	3,293	25,978	12.7%	9.7%	9.5%	9.1%
% of FP17s Relating to Free Repair or Replacements	83	25,978	0.3%	0.8%	0.7%	0.8%
% of FP17s Relating to Continuations	7	25,978	0.0%	0.9%	1.2%	1.2%
% of Patients satisfied with the dentistry they have received	32	32	100.0%	93.1%	93.1%	92.8%
% of Patients satisfied with the time they had to wait for an appointment	30	32	93.8%	89.9%	88.8%	88.7%

* This is based on patients treated on this contract for their most recent course of treatment. Figures in italics indicate the base number of FP17s or Patient Questionnaire responses are less than 100. N/A is shown where the base number of responses is less than 10 during the period. % is calculated as Quantity/Base number*100

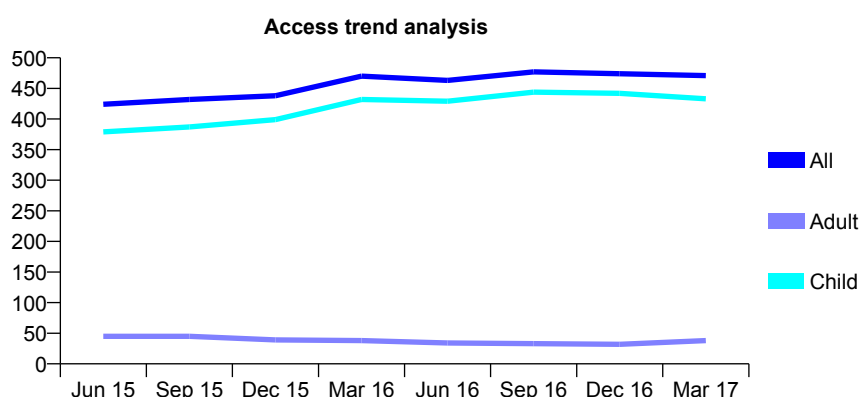
Q69 - Vital Signs At a Glance Contract Report for 114502/0001 - Year end March 2017

Name or company name	Oakthorpe Dental
Contract type name	GDS Contract
Purpose of contract	General
Contract start date	01/04/2012
Contract end date	

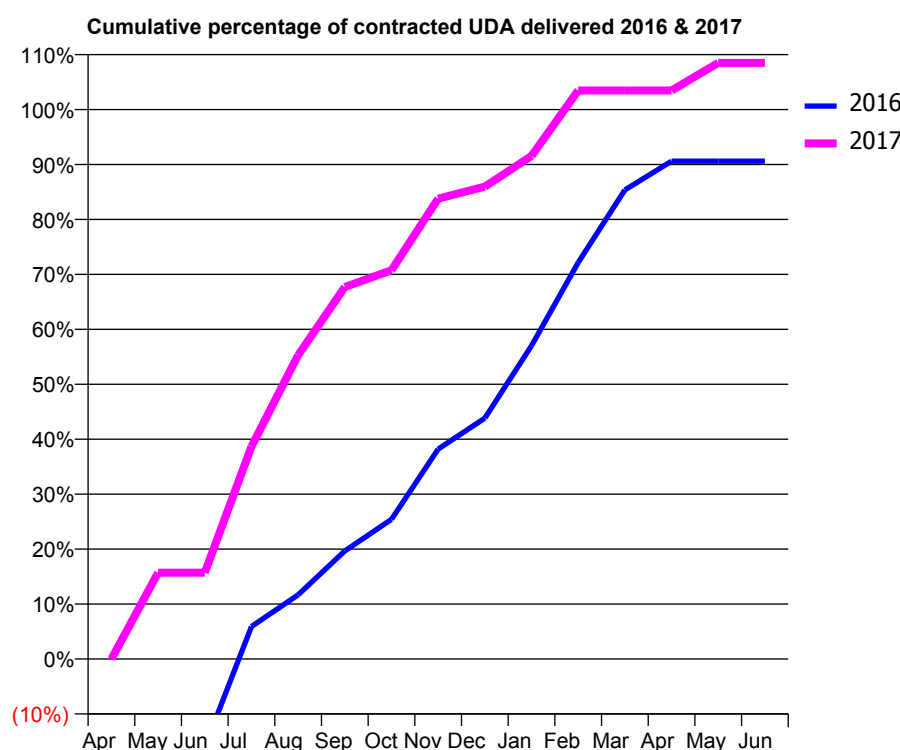
16/17 Contracted general activity (UDA)	556
Carry forward general activity (UDA)	0
16/17 Contracted orthodontic activity (UOA)	0
Carry forward orthodontic activity (UOA)	0
Baseline contract value	£15,016.95

ACCESS*

Patients seen in 24 months	Total	Change since previous quarter
Quarter ending March 2016	470	
Quarter ending June 2016	463	↓
Quarter ending September 2016	477	↑
Quarter ending December 2016	474	→
Quarter ending March 2017	471	→
Variance since March 2016	0.2%	→



ACTIVITY



Month	Adjusted Scheduled Activity (UDA)	
	2016	2017
April	-127	0
May	-118	87
June	-89	87
July	33	215
August	65	307
September	109	376
October	141	393
November	212	466
December	244	478
January	317	509
February	401	575
March	475	575
April	504	575
May	504	603
June	504	603

QUALITY

	Quantity	Base Number	Contract	AT	Region	England
% of FP17s for the same patient ID Re-attending within 3 months - Children	42	478	8.8%	11.9%	11.9%	12.3%
% of FP17s for the same patient ID Re-attending within 3 months - Adults	0	2	0.0%	15.7%	16.6%	16.7%
% of FP17s for the same patient ID Re-attending between 3 & 9 months - Children	193	478	40.4%	57.2%	60.2%	57.6%
% of FP17s for the same patient ID Re-attending between 3 & 9 months - Adults	0	2	0.0%	48.2%	51.5%	50.1%
% of FP17s for Band 1 Urgent Courses	16	477	3.4%	9.7%	9.5%	9.1%
% of FP17s Relating to Free Repair or Replacements	0	477	0.0%	0.8%	0.7%	0.8%
% of FP17s Relating to Continuations	10	477	2.1%	0.9%	1.2%	1.2%
% of Patients satisfied with the dentistry they have received	0	0	N/A	93.1%	93.1%	92.8%
% of Patients satisfied with the time they had to wait for an appointment	0	0	N/A	89.9%	88.8%	88.7%

* This is based on patients treated on this contract for their most recent course of treatment. Figures in italics indicate the base number of FP17s or Patient Questionnaire responses are less than 100. N/A is shown where the base number of responses is less than 10 during the period. % is calculated as Quantity/Base number*100

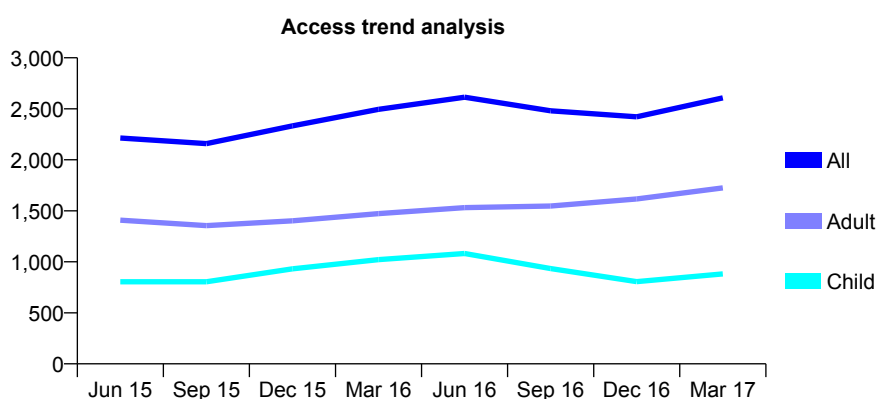
Q69 - Vital Signs At a Glance Contract Report for 114790/0001 - Year end March 2017

Name or company name	GENTLE DENTAL CARE 4U LTD
Contract type name	GDS Contract
Purpose of contract	General
Contract start date	01/12/2012
Contract end date	

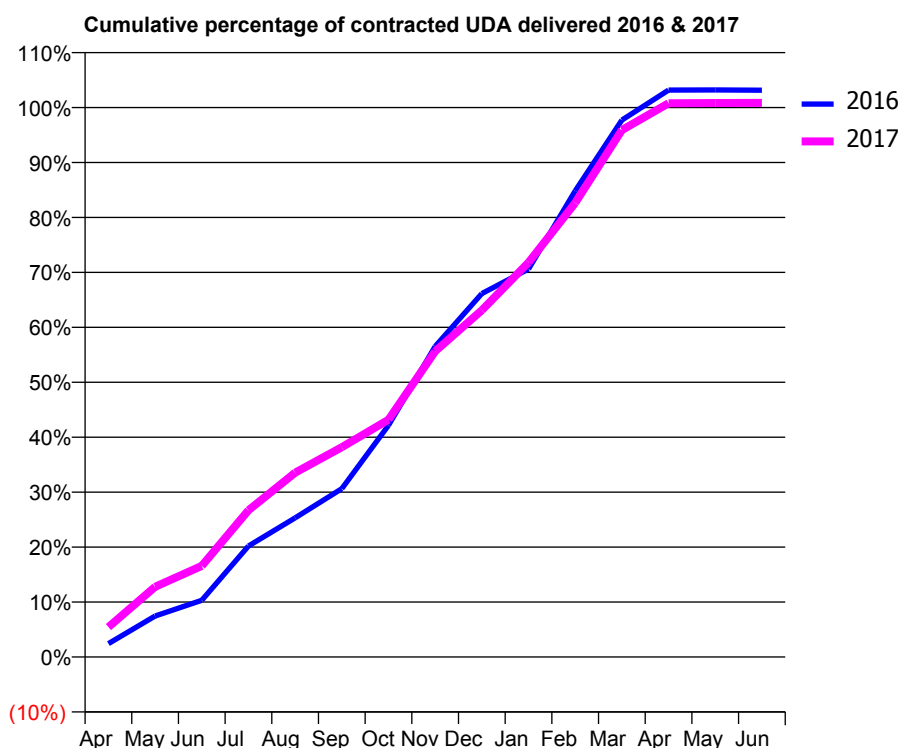
16/17 Contracted general activity (UDA)	5,095
Carry forward general activity (UDA)	-43
16/17 Contracted orthodontic activity (UOA)	0
Carry forward orthodontic activity (UOA)	0
Baseline contract value	£135,038.25

ACCESS*

Patients seen in 24 months	Total	Change since previous quarter
Quarter ending March 2016	2,495	
Quarter ending June 2016	2,614	↑
Quarter ending September 2016	2,481	↓
Quarter ending December 2016	2,422	↓
Quarter ending March 2017	2,607	↑
Variance since March 2016	4.5%	↑



ACTIVITY



Adjusted Scheduled Activity (UDA)		
Month	2016	2017
April	122	278
May	374	650
June	517	845
July	1,013	1,361
August	1,270	1,709
September	1,536	1,946
October	2,114	2,201
November	2,834	2,835
December	3,317	3,215
January	3,540	3,658
February	4,253	4,211
March	4,899	4,885
April	5,173	5,135
May	5,175	5,137
June	5,172	5,138

QUALITY

	Quantity	Base Number	Contract	AT	Region	England
% of FP17s for the same patient ID Re-attending within 3 months - Children	118	1,514	7.8%	11.9%	11.9%	12.3%
% of FP17s for the same patient ID Re-attending within 3 months - Adults	392	2,458	15.9%	15.7%	16.6%	16.7%
% of FP17s for the same patient ID Re-attending between 3 & 9 months - Children	803	1,514	53.0%	57.2%	60.2%	57.6%
% of FP17s for the same patient ID Re-attending between 3 & 9 months - Adults	1,165	2,458	47.4%	48.2%	51.5%	50.1%
% of FP17s for Band 1 Urgent Courses	244	2,782	8.8%	9.7%	9.5%	9.1%
% of FP17s Relating to Free Repair or Replacements	14	2,782	0.5%	0.8%	0.7%	0.8%
% of FP17s Relating to Continuations	12	2,782	0.4%	0.9%	1.2%	1.2%
% of Patients satisfied with the dentistry they have received	2	2	N/A	93.1%	93.1%	92.8%
% of Patients satisfied with the time they had to wait for an appointment	1	2	N/A	89.9%	88.8%	88.7%

* This is based on patients treated on this contract for their most recent course of treatment. Figures in italics indicate the base number of FP17s or Patient Questionnaire responses are less than 100. N/A is shown where the base number of responses is less than 10 during the period. % is calculated as Quantity/Base number*100

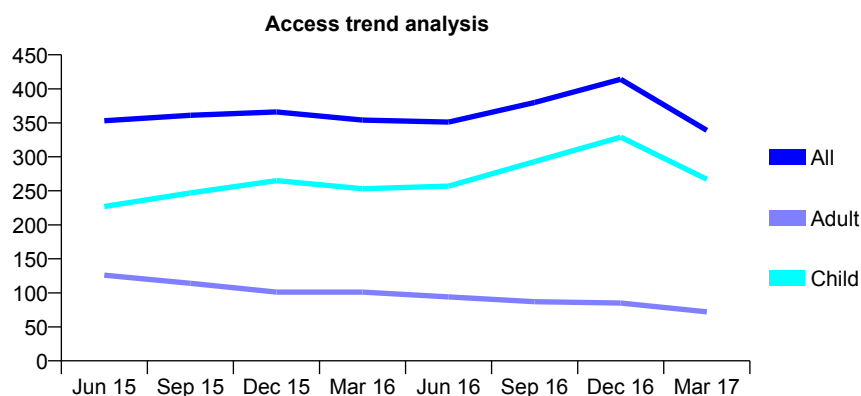
Q69 - Vital Signs At a Glance Contract Report for 115452/0001 - Year end March 2017

Name or company name	Eynsham Dental Care
Contract type name	GDS Contract
Purpose of contract	General
Contract start date	01/09/2012
Contract end date	

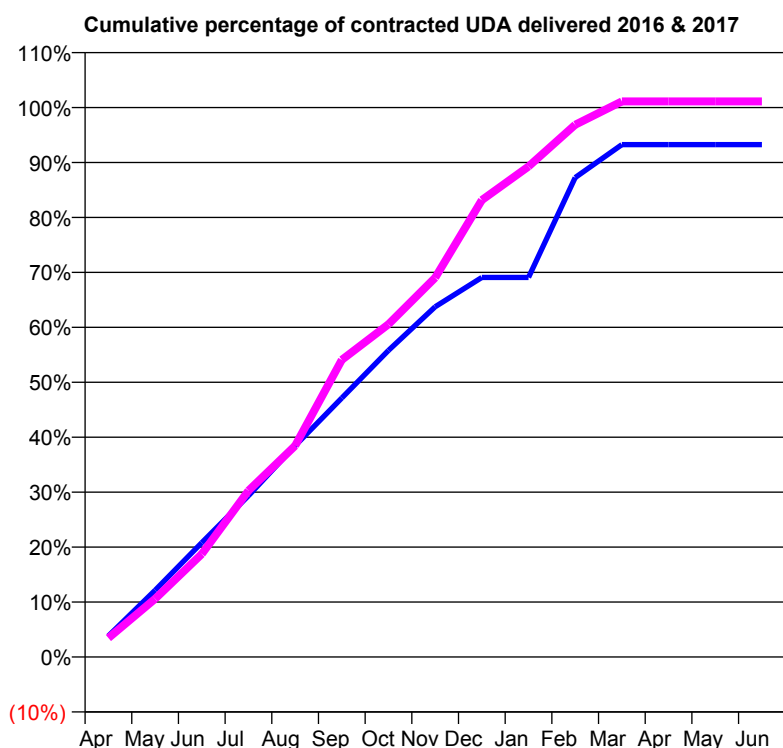
16/17 Contracted general activity (UDA)	811
Carry forward general activity (UDA)	0
16/17 Contracted orthodontic activity (UOA)	0
Carry forward orthodontic activity (UOA)	0
Baseline contract value	£19,093.32

ACCESS*

Patients seen in 24 months	Total	Change since previous quarter
Quarter ending March 2016	354	
Quarter ending June 2016	351	→
Quarter ending September 2016	380	↑
Quarter ending December 2016	414	↑
Quarter ending March 2017	339	↓
Variance since March 2016	(4.2%)	↓



ACTIVITY



Month	Adjusted Scheduled Activity (UDA)	
	2016	2017
April	33	28
May	106	86
June	181	152
July	255	246
August	335	312
September	410	439
October	485	491
November	555	560
December	601	674
January	601	724
February	759	786
March	811	820
April	811	820
May	811	820
June	811	820

QUALITY

	Quantity	Base Number	Contract	AT	Region	England
% of FP17s for the same patient ID Re-attending within 3 months - Children	50	505	9.9%	11.9%	11.9%	12.3%
% of FP17s for the same patient ID Re-attending within 3 months - Adults	8	77	10.4%	15.7%	16.6%	16.7%
% of FP17s for the same patient ID Re-attending between 3 & 9 months - Children	241	505	47.7%	57.2%	60.2%	57.6%
% of FP17s for the same patient ID Re-attending between 3 & 9 months - Adults	32	77	41.6%	48.2%	51.5%	50.1%
% of FP17s for Band 1 Urgent Courses	25	581	4.3%	9.7%	9.5%	9.1%
% of FP17s Relating to Free Repair or Replacements	0	581	0.0%	0.8%	0.7%	0.8%
% of FP17s Relating to Continuations	0	581	0.0%	0.9%	1.2%	1.2%
% of Patients satisfied with the dentistry they have received	0	0	N/A	93.1%	93.1%	92.8%
% of Patients satisfied with the time they had to wait for an appointment	0	0	N/A	89.9%	88.8%	88.7%

* This is based on patients treated on this contract for their most recent course of treatment. Figures in italics indicate the base number of FP17s or Patient Questionnaire responses are less than 100. N/A is shown where the base number of responses is less than 10 during the period. % is calculated as Quantity/Base number*100

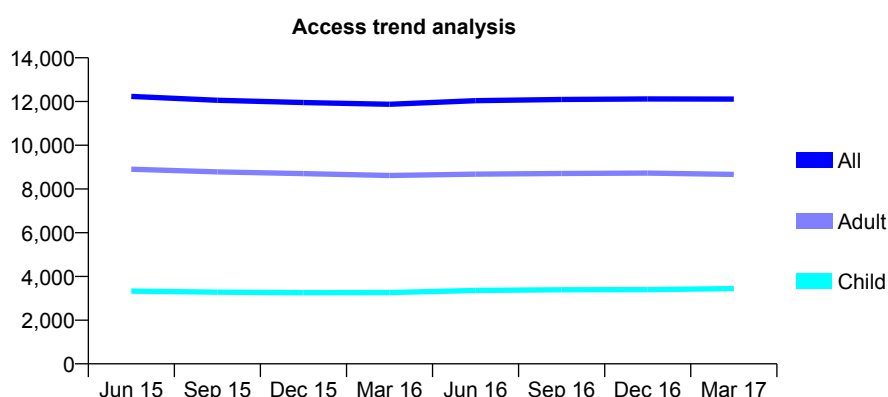
Q69 - Vital Signs At a Glance Contract Report for 115622/0001 - Year end March 2017

Name or company name	Greytown Dental Practice
Contract type name	GDS Contract
Purpose of contract	General
Contract start date	01/04/2006
Contract end date	

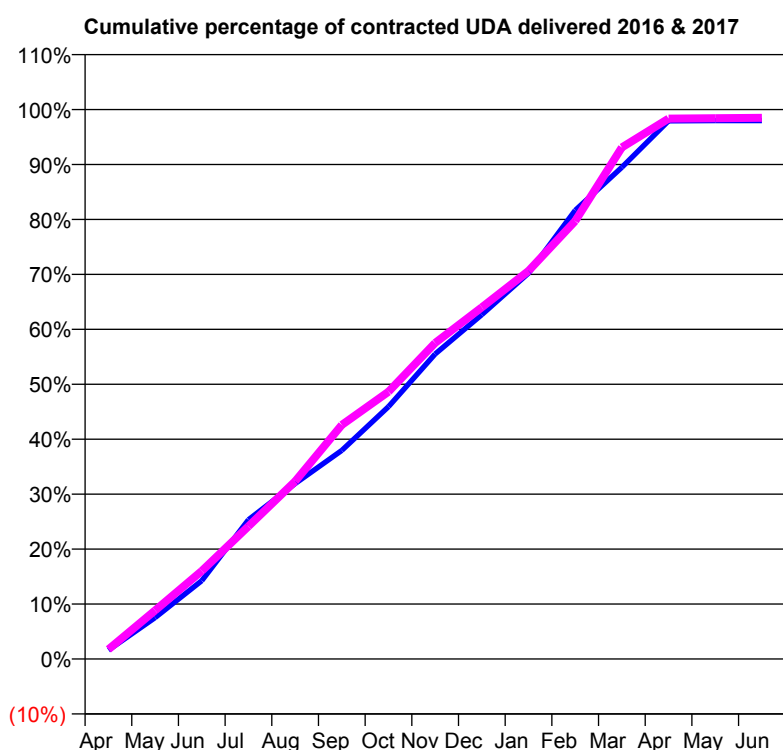
16/17 Contracted general activity (UDA)	35,605
Carry forward general activity (UDA)	507
16/17 Contracted orthodontic activity (UOA)	0
Carry forward orthodontic activity (UOA)	0
Baseline contract value	£856,484.21

ACCESS*

Patients seen in 24 months	Total	Change since previous quarter
Quarter ending March 2016	11,874	
Quarter ending June 2016	12,036	→
Quarter ending September 2016	12,095	→
Quarter ending December 2016	12,120	→
Quarter ending March 2017	12,111	→
Variance since March 2016	2.0%	→



ACTIVITY



Adjusted Scheduled Activity (UDA)		
Month	2016	2017
April	572	623
May	2,685	3,152
June	5,076	5,709
July	9,023	8,599
August	11,368	11,515
September	13,515	15,168
October	16,351	17,319
November	19,762	20,479
December	22,316	22,792
January	24,999	25,145
February	29,073	28,380
March	31,860	33,144
April	34,869	35,010
May	34,882	35,043
June	34,889	35,065

QUALITY

	Quantity	Base Number	Contract	AT	Region	England
% of FP17s for the same patient ID Re-attending within 3 months - Children	410	6,193	6.6%	11.9%	11.9%	12.3%
% of FP17s for the same patient ID Re-attending within 3 months - Adults	1,778	13,917	12.8%	15.7%	16.6%	16.7%
% of FP17s for the same patient ID Re-attending between 3 & 9 months - Children	4,083	6,193	65.9%	57.2%	60.2%	57.6%
% of FP17s for the same patient ID Re-attending between 3 & 9 months - Adults	8,513	13,917	61.2%	48.2%	51.5%	50.1%
% of FP17s for Band 1 Urgent Courses	1,328	18,314	7.3%	9.7%	9.5%	9.1%
% of FP17s Relating to Free Repair or Replacements	172	18,314	0.9%	0.8%	0.7%	0.8%
% of FP17s Relating to Continuations	59	18,314	0.3%	0.9%	1.2%	1.2%
% of Patients satisfied with the dentistry they have received	29	31	93.5%	93.1%	93.1%	92.8%
% of Patients satisfied with the time they had to wait for an appointment	28	31	90.3%	89.9%	88.8%	88.7%

* This is based on patients treated on this contract for their most recent course of treatment. Figures in italics indicate the base number of FP17s or Patient Questionnaire responses are less than 100. N/A is shown where the base number of responses is less than 10 during the period. % is calculated as Quantity/Base number*100

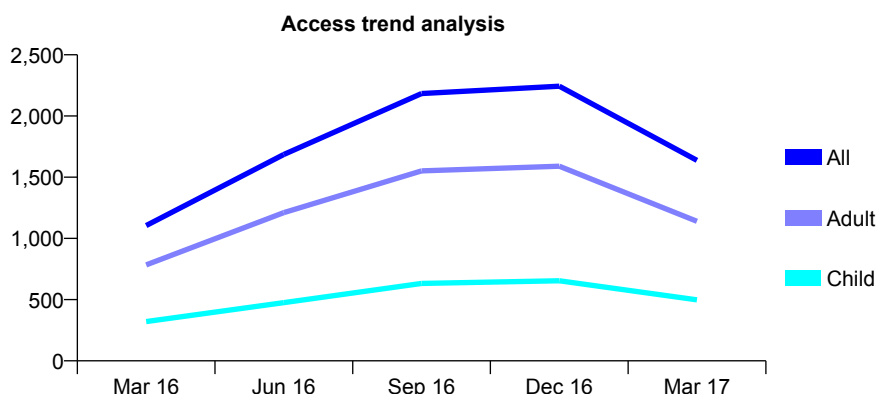
Q69 - Vital Signs At a Glance Contract Report for 116157/0001 - Year end March 2017

Name or company name	Dental Surgery
Contract type name	GDS Contract
Purpose of contract	General
Contract start date	01/12/2015
Contract end date	

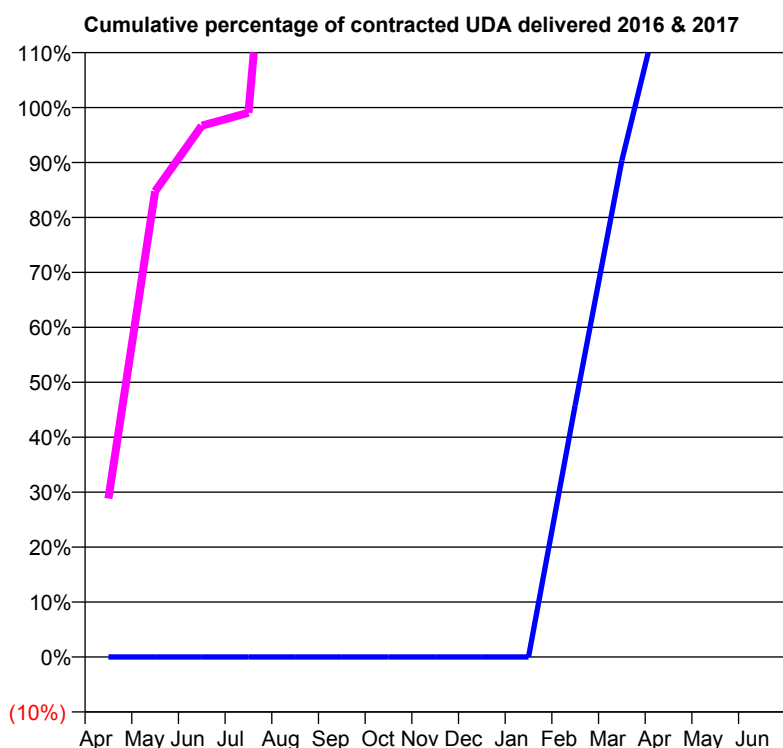
16/17 Contracted general activity (UDA)	813
Carry forward general activity (UDA)	-97
16/17 Contracted orthodontic activity (UOA)	0
Carry forward orthodontic activity (UOA)	0
Baseline contract value	£20,797.38

ACCESS*

Patients seen in 24 months	Total	Change since previous quarter
Quarter ending March 2016	1,105	
Quarter ending June 2016	1,686	↑
Quarter ending September 2016	2,184	↑
Quarter ending December 2016	2,244	↑
Quarter ending March 2017	1,638	↓
Variance since March 2016	48.2%	↑



ACTIVITY



Adjusted Scheduled Activity (UDA)		
Month	2016	2017
April	0	234
May	0	689
June	0	786
July	0	805
August	0	1,580
September	0	2,506
October	0	3,030
November	0	3,466
December	0	3,819
January	0	4,318
February	745	4,419
March	1,470	4,451
April	2,031	4,470
May	2,138	4,473
June	2,151	4,476

QUALITY

	Quantity	Base Number	Contract	AT	Region	England
% of FP17s for the same patient ID Re-attending within 3 months - Children	45	900	5.0%	11.9%	11.9%	12.3%
% of FP17s for the same patient ID Re-attending within 3 months - Adults	279	2,182	12.8%	15.7%	16.6%	16.7%
% of FP17s for the same patient ID Re-attending between 3 & 9 months - Children	320	900	35.6%	57.2%	60.2%	57.6%
% of FP17s for the same patient ID Re-attending between 3 & 9 months - Adults	868	2,182	39.8%	48.2%	51.5%	50.1%
% of FP17s for Band 1 Urgent Courses	176	2,671	6.6%	9.7%	9.5%	9.1%
% of FP17s Relating to Free Repair or Replacements	19	2,671	0.7%	0.8%	0.7%	0.8%
% of FP17s Relating to Continuations	16	2,671	0.6%	0.9%	1.2%	1.2%
% of Patients satisfied with the dentistry they have received	3	4	N/A	93.1%	93.1%	92.8%
% of Patients satisfied with the time they had to wait for an appointment	3	4	N/A	89.9%	88.8%	88.7%

* This is based on patients treated on this contract for their most recent course of treatment. Figures in italics indicate the base number of FP17s or Patient Questionnaire responses are less than 100. N/A is shown where the base number of responses is less than 10 during the period. % is calculated as Quantity/Base number*100

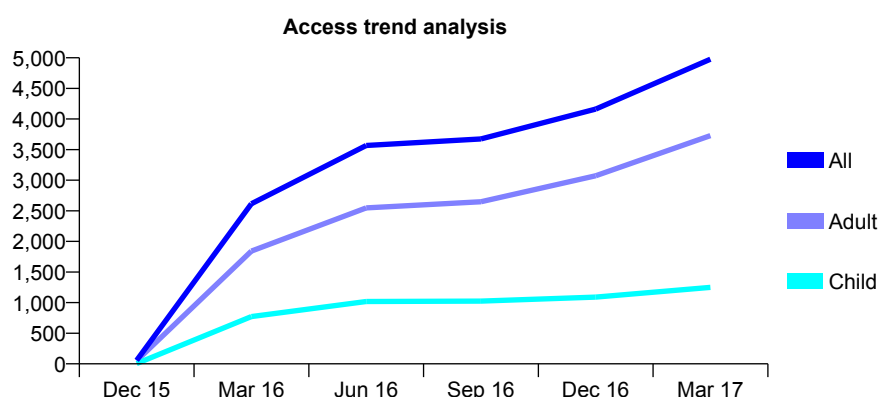
Q69 - Vital Signs At a Glance Contract Report for 116955/0001 - Year end March 2017

Name or company name	The Morgan Clinic - Henley
Contract type name	GDS Contract
Purpose of contract	General
Contract start date	01/11/2015
Contract end date	

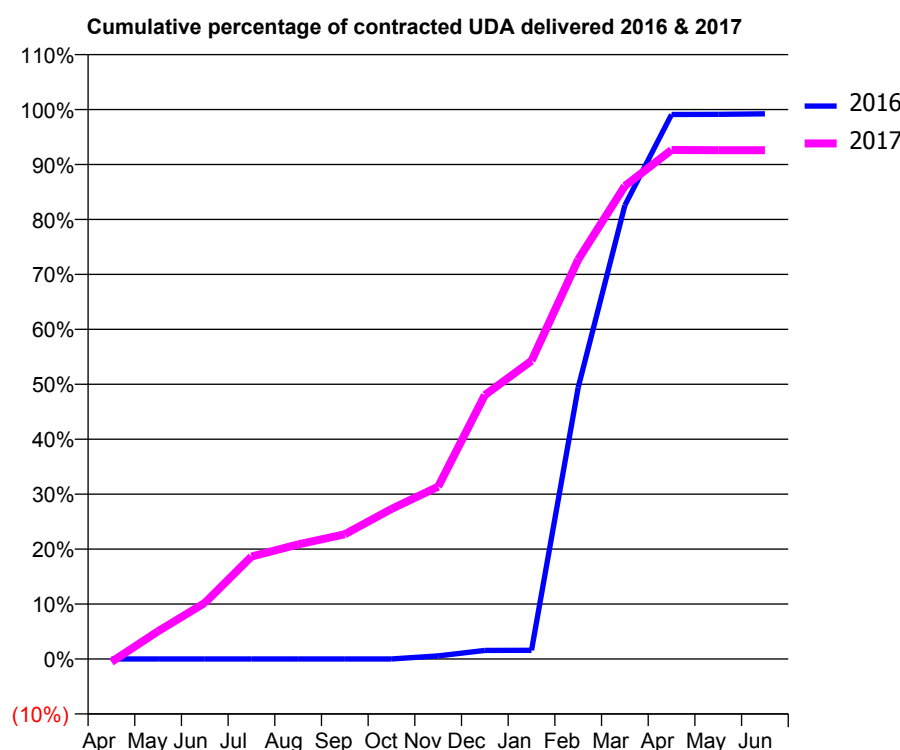
16/17 Contracted general activity (UDA)	21,364
Carry forward general activity (UDA)	828
16/17 Contracted orthodontic activity (UOA)	0
Carry forward orthodontic activity (UOA)	0
Baseline contract value	£590,315.86

ACCESS*

Patients seen in 24 months	Total	Change since previous quarter
Quarter ending March 2016	2,615	
Quarter ending June 2016	3,568	↑
Quarter ending September 2016	3,674	↑
Quarter ending December 2016	4,163	↑
Quarter ending March 2017	4,978	↑
Variance since March 2016	90.4%	↑



ACTIVITY



Month	Adjusted Scheduled Activity (UDA)	
	2016	2017
April	0	-115
May	0	1,079
June	0	2,180
July	0	3,983
August	0	4,456
September	0	4,851
October	0	5,836
November	51	6,700
December	138	10,261
January	141	11,596
February	4,399	15,532
March	7,349	18,390
April	8,822	19,794
May	8,824	19,782
June	8,832	19,780

QUALITY

	Quantity	Base Number	Contract	AT	Region	England
% of FP17s for the same patient ID Re-attending within 3 months - Children	149	1,985	7.5%	11.9%	11.9%	12.3%
% of FP17s for the same patient ID Re-attending within 3 months - Adults	1,021	5,565	18.3%	15.7%	16.6%	16.7%
% of FP17s for the same patient ID Re-attending between 3 & 9 months - Children	921	1,985	46.4%	57.2%	60.2%	57.6%
% of FP17s for the same patient ID Re-attending between 3 & 9 months - Adults	2,024	5,565	36.4%	48.2%	51.5%	50.1%
% of FP17s for Band 1 Urgent Courses	943	7,522	12.5%	9.7%	9.5%	9.1%
% of FP17s Relating to Free Repair or Replacements	58	7,522	0.8%	0.8%	0.7%	0.8%
% of FP17s Relating to Continuations	51	7,522	0.7%	0.9%	1.2%	1.2%
% of Patients satisfied with the dentistry they have received	11	12	91.7%	93.1%	93.1%	92.8%
% of Patients satisfied with the time they had to wait for an appointment	11	12	91.7%	89.9%	88.8%	88.7%

* This is based on patients treated on this contract for their most recent course of treatment. Figures in italics indicate the base number of FP17s or Patient Questionnaire responses are less than 100. N/A is shown where the base number of responses is less than 10 during the period. % is calculated as Quantity/Base number*100

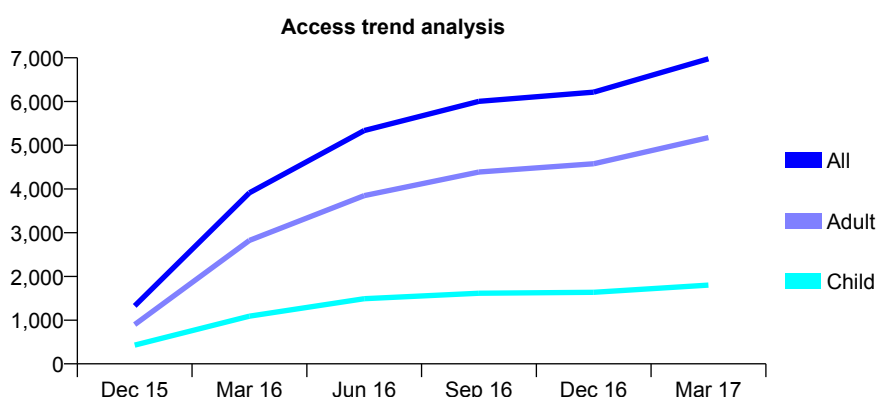
Q69 - Vital Signs At a Glance Contract Report for 117625/0001 - Year end March 2017

Name or company name	The Morgan Clinic - Maidenhead
Contract type name	GDS Contract
Purpose of contract	General
Contract start date	01/11/2015
Contract end date	

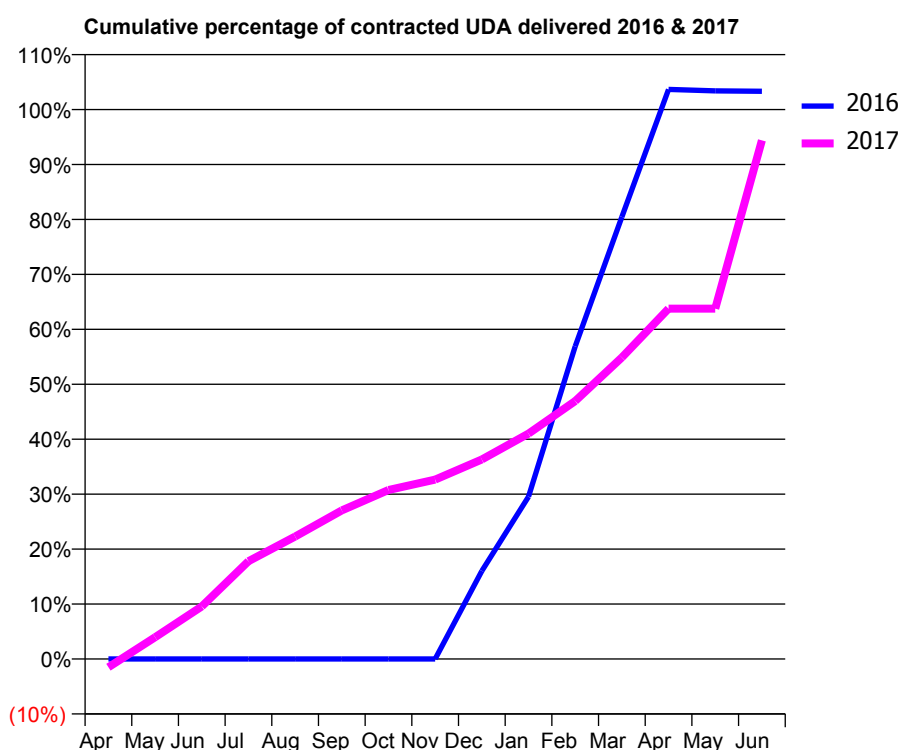
16/17 Contracted general activity (UDA)	24,408
Carry forward general activity (UDA)	954
16/17 Contracted orthodontic activity (UOA)	0
Carry forward orthodontic activity (UOA)	0
Baseline contract value	£672,994.39

ACCESS*

Patients seen in 24 months	Total	Change since previous quarter
Quarter ending March 2016	3,912	
Quarter ending June 2016	5,337	↑
Quarter ending September 2016	6,004	↑
Quarter ending December 2016	6,214	↑
Quarter ending March 2017	6,976	↑
Variance since March 2016	78.3%	↑



ACTIVITY



Adjusted Scheduled Activity (UDA)		
Month	2016	2017
April	0	-371
May	0	969
June	0	2,336
July	0	4,346
August	0	5,440
September	0	6,603
October	0	7,509
November	0	7,968
December	1,631	8,867
January	3,005	10,011
February	5,786	11,460
March	8,183	13,394
April	10,541	15,563
May	10,516	15,563
June	10,507	23,036

QUALITY

	Quantity	Base Number	Contract	AT	Region	England
% of FP17s for the same patient ID Re-attending within 3 months - Children	127	1,911	6.6%	11.9%	11.9%	12.3%
% of FP17s for the same patient ID Re-attending within 3 months - Adults	553	5,311	10.4%	15.7%	16.6%	16.7%
% of FP17s for the same patient ID Re-attending between 3 & 9 months - Children	637	1,911	33.3%	57.2%	60.2%	57.6%
% of FP17s for the same patient ID Re-attending between 3 & 9 months - Adults	1,580	5,311	29.7%	48.2%	51.5%	50.1%
% of FP17s for Band 1 Urgent Courses	1,223	10,986	11.1%	9.7%	9.5%	9.1%
% of FP17s Relating to Free Repair or Replacements	66	10,986	0.6%	0.8%	0.7%	0.8%
% of FP17s Relating to Continuations	50	10,986	0.5%	0.9%	1.2%	1.2%
% of Patients satisfied with the dentistry they have received	9	9	N/A	93.1%	93.1%	92.8%
% of Patients satisfied with the time they had to wait for an appointment	9	9	N/A	89.9%	88.8%	88.7%

* This is based on patients treated on this contract for their most recent course of treatment. Figures in italics indicate the base number of FP17s or Patient Questionnaire responses are less than 100. N/A is shown where the base number of responses is less than 10 during the period. % is calculated as Quantity/Base number*100

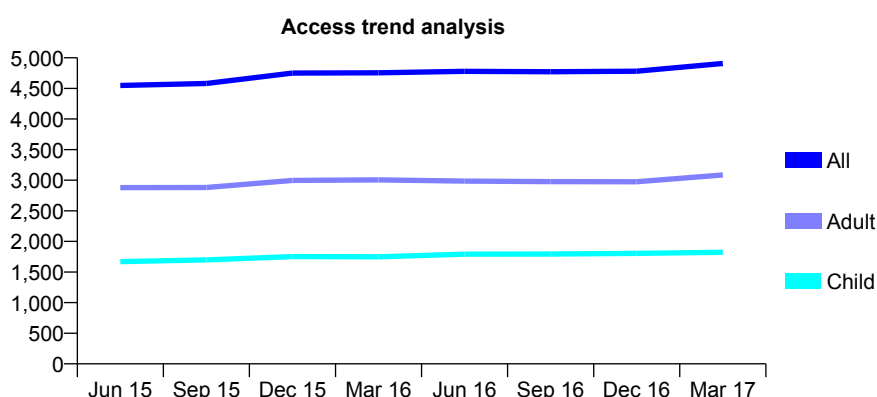
Q69 - Vital Signs At a Glance Contract Report for 118710/0001 - Year end March 2017

Name or company name	Smile Care Cippenham Ltd
Contract type name	GDS Contract
Purpose of contract	General
Contract start date	01/07/2013
Contract end date	

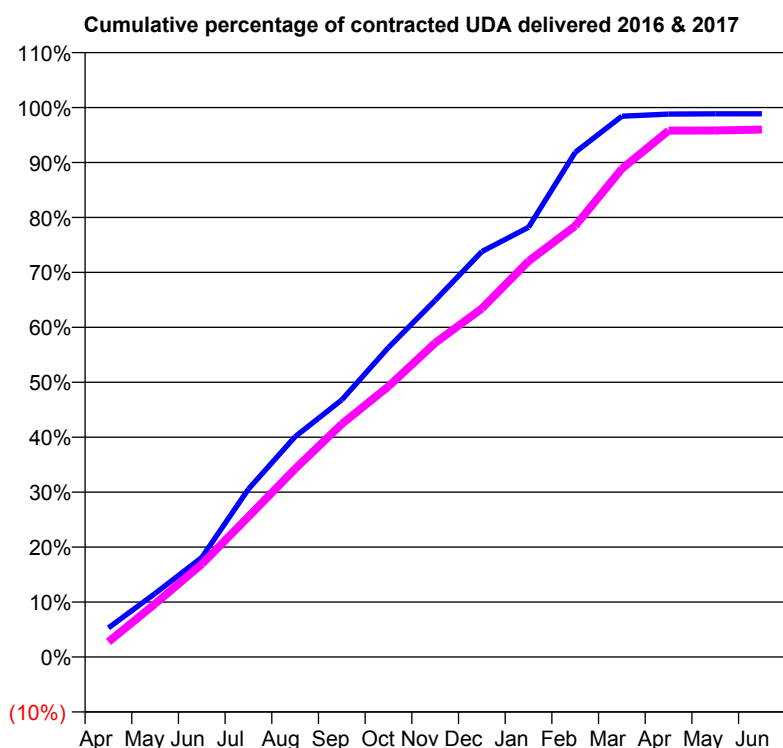
16/17 Contracted general activity (UDA)	10,685
Carry forward general activity (UDA)	120
16/17 Contracted orthodontic activity (UOA)	0
Carry forward orthodontic activity (UOA)	0
Baseline contract value	£256,787.47

ACCESS*

Patients seen in 24 months	Total	Change since previous quarter
Quarter ending March 2016	4,755	
Quarter ending June 2016	4,778	→
Quarter ending September 2016	4,773	→
Quarter ending December 2016	4,781	→
Quarter ending March 2017	4,907	↑
Variance since March 2016	3.2%	↑



ACTIVITY



Adjusted Scheduled Activity (UDA)		
Month	2016	2017
April	549	294
May	1,198	1,037
June	1,875	1,805
July	3,167	2,729
August	4,154	3,661
September	4,846	4,531
October	5,835	5,262
November	6,722	6,108
December	7,641	6,778
January	8,100	7,697
February	9,511	8,383
March	10,194	9,493
April	10,233	10,236
May	10,238	10,239
June	10,238	10,257

QUALITY

	Quantity	Base Number	Contract	AT	Region	England
% of FP17s for the same patient ID Re-attending within 3 months - Children	169	2,144	7.9%	11.9%	11.9%	12.3%
% of FP17s for the same patient ID Re-attending within 3 months - Adults	560	3,342	16.8%	15.7%	16.6%	16.7%
% of FP17s for the same patient ID Re-attending between 3 & 9 months - Children	968	2,144	45.1%	57.2%	60.2%	57.6%
% of FP17s for the same patient ID Re-attending between 3 & 9 months - Adults	1,321	3,342	39.5%	48.2%	51.5%	50.1%
% of FP17s for Band 1 Urgent Courses	615	4,796	12.8%	9.7%	9.5%	9.1%
% of FP17s Relating to Free Repair or Replacements	37	4,796	0.8%	0.8%	0.7%	0.8%
% of FP17s Relating to Continuations	20	4,796	0.4%	0.9%	1.2%	1.2%
% of Patients satisfied with the dentistry they have received	4	4	N/A	93.1%	93.1%	92.8%
% of Patients satisfied with the time they had to wait for an appointment	3	4	N/A	89.9%	88.8%	88.7%

* This is based on patients treated on this contract for their most recent course of treatment. Figures in italics indicate the base number of FP17s or Patient Questionnaire responses are less than 100. N/A is shown where the base number of responses is less than 10 during the period. % is calculated as Quantity/Base number*100

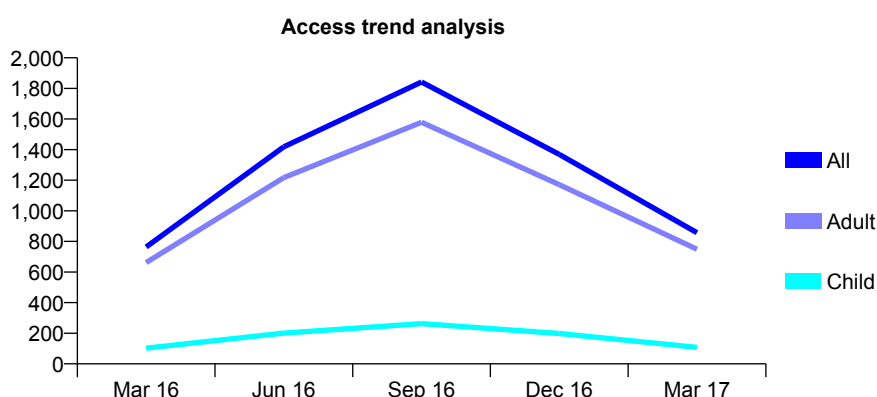
Q69 - Vital Signs At a Glance Contract Report for 121088/0001 - Year end March 2017

Name or company name	Popat and Jones
Contract type name	GDS Contract
Purpose of contract	General
Contract start date	01/01/2016
Contract end date	31/08/2016

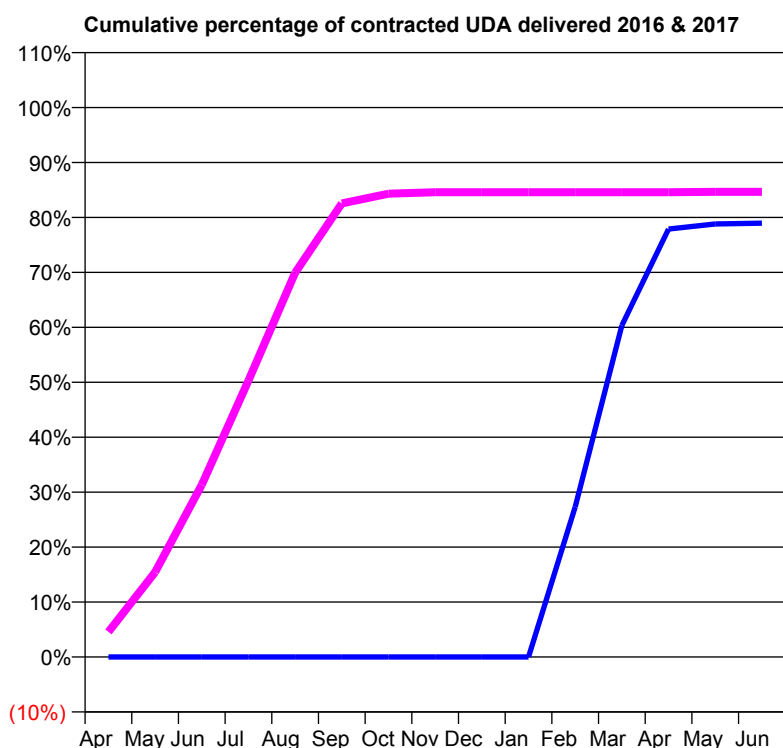
16/17 Contracted general activity (UDA)	4,470
Carry forward general activity (UDA)	0
16/17 Contracted orthodontic activity (UOA)	0
Carry forward orthodontic activity (UOA)	0
Baseline contract value	£96,082.00

ACCESS*

Patients seen in 24 months	Total	Change since previous quarter
Quarter ending March 2016	764	
Quarter ending June 2016	1,418	↑
Quarter ending September 2016	1,842	↑
Quarter ending December 2016	1,369	↓
Quarter ending March 2017	857	↓
Variance since March 2016	12.2%	↑



ACTIVITY



Adjusted Scheduled Activity (UDA)		
Month	2016	2017
April	0	204
May	0	690
June	0	1,400
July	0	2,249
August	0	3,125
September	0	3,690
October	0	3,769
November	0	3,781
December	0	3,781
January	0	3,781
February	733	3,781
March	1,618	3,781
April	2,089	3,781
May	2,114	3,784
June	2,118	3,784

QUALITY

	Quantity	Base Number	Contract	AT	Region	England
% of FP17s for the same patient ID Re-attending within 3 months - Children	5	246	2.0%	11.9%	11.9%	12.3%
% of FP17s for the same patient ID Re-attending within 3 months - Adults	294	1,713	17.2%	15.7%	16.6%	16.7%
% of FP17s for the same patient ID Re-attending between 3 & 9 months - Children	39	246	15.9%	57.2%	60.2%	57.6%
% of FP17s for the same patient ID Re-attending between 3 & 9 months - Adults	248	1,713	14.5%	48.2%	51.5%	50.1%
% of FP17s for Band 1 Urgent Courses	159	1,741	9.1%	9.7%	9.5%	9.1%
% of FP17s Relating to Free Repair or Replacements	14	1,741	0.8%	0.8%	0.7%	0.8%
% of FP17s Relating to Continuations	44	1,741	2.5%	0.9%	1.2%	1.2%
% of Patients satisfied with the dentistry they have received	5	5	N/A	93.1%	93.1%	92.8%
% of Patients satisfied with the time they had to wait for an appointment	5	5	N/A	89.9%	88.8%	88.7%

* This is based on patients treated on this contract for their most recent course of treatment. Figures in italics indicate the base number of FP17s or Patient Questionnaire responses are less than 100. N/A is shown where the base number of responses is less than 10 during the period. % is calculated as Quantity/Base number*100

Q69 - Vital Signs At a Glance Contract Report for 122297/0001 - Year end March 2017

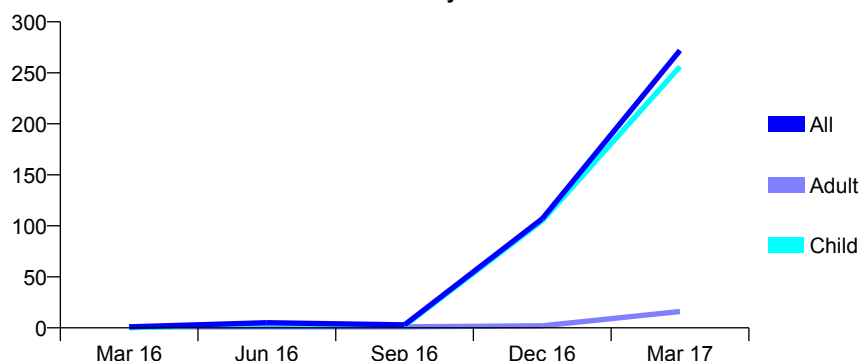
Name or company name	Makhani and Makhani
Contract type name	GDS Contract
Purpose of contract	General
Contract start date	01/04/2015
Contract end date	

16/17 Contracted general activity (UDA)	442
Carry forward general activity (UDA)	0
16/17 Contracted orthodontic activity (UOA)	0
Carry forward orthodontic activity (UOA)	0
Baseline contract value	£9,129.76

ACCESS*

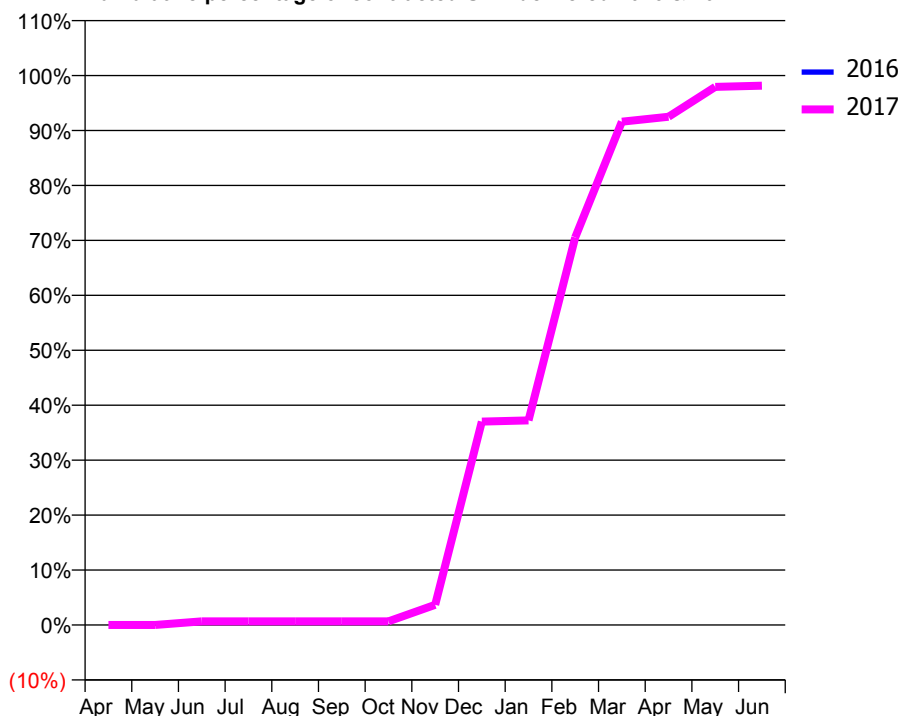
Patients seen in 24 months	Total	Change since previous quarter
Quarter ending March 2016	1	
Quarter ending June 2016	5	↑
Quarter ending September 2016	3	↓
Quarter ending December 2016	107	↑
Quarter ending March 2017	272	↑
Variance since March 2016	27100.0%	↑

Access trend analysis



ACTIVITY

Cumulative percentage of contracted UDA delivered 2016 & 2017



Adjusted Scheduled Activity (UDA)		
Month	2016	2017
April	0	0
May	0	0
June	0	3
July	0	3
August	0	3
September	0	3
October	0	3
November	0	16
December	0	164
January	0	165
February	0	312
March	0	405
April	0	409
May	0	433
June	3	434

QUALITY

	Quantity	Base Number	Contract	AT	Region	England
% of FP17s for the same patient ID Re-attending within 3 months - Children	11	278	4.0%	11.9%	11.9%	12.3%
% of FP17s for the same patient ID Re-attending within 3 months - Adults	0	16	0.0%	15.7%	16.6%	16.7%
% of FP17s for the same patient ID Re-attending between 3 & 9 months - Children	4	278	1.4%	57.2%	60.2%	57.6%
% of FP17s for the same patient ID Re-attending between 3 & 9 months - Adults	0	16	0.0%	48.2%	51.5%	50.1%
% of FP17s for Band 1 Urgent Courses	3	315	1.0%	9.7%	9.5%	9.1%
% of FP17s Relating to Free Repair or Replacements	0	315	0.0%	0.8%	0.7%	0.8%
% of FP17s Relating to Continuations	0	315	0.0%	0.9%	1.2%	1.2%
% of Patients satisfied with the dentistry they have received	0	0	N/A	93.1%	93.1%	92.8%
% of Patients satisfied with the time they had to wait for an appointment	0	0	N/A	89.9%	88.8%	88.7%

* This is based on patients treated on this contract for their most recent course of treatment. Figures in italics indicate the base number of FP17s or Patient Questionnaire responses are less than 100. N/A is shown where the base number of responses is less than 10 during the period. % is calculated as Quantity/Base number*100

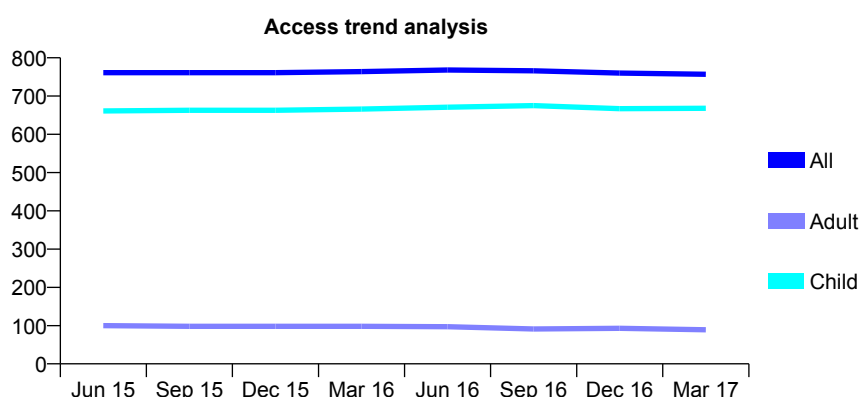
Q69 - Vital Signs At a Glance Contract Report for 122645/0001 - Year end March 2017

Name or company name	THEALE SURGERY LIMITED
Contract type name	GDS Contract
Purpose of contract	General
Contract start date	01/12/2010
Contract end date	

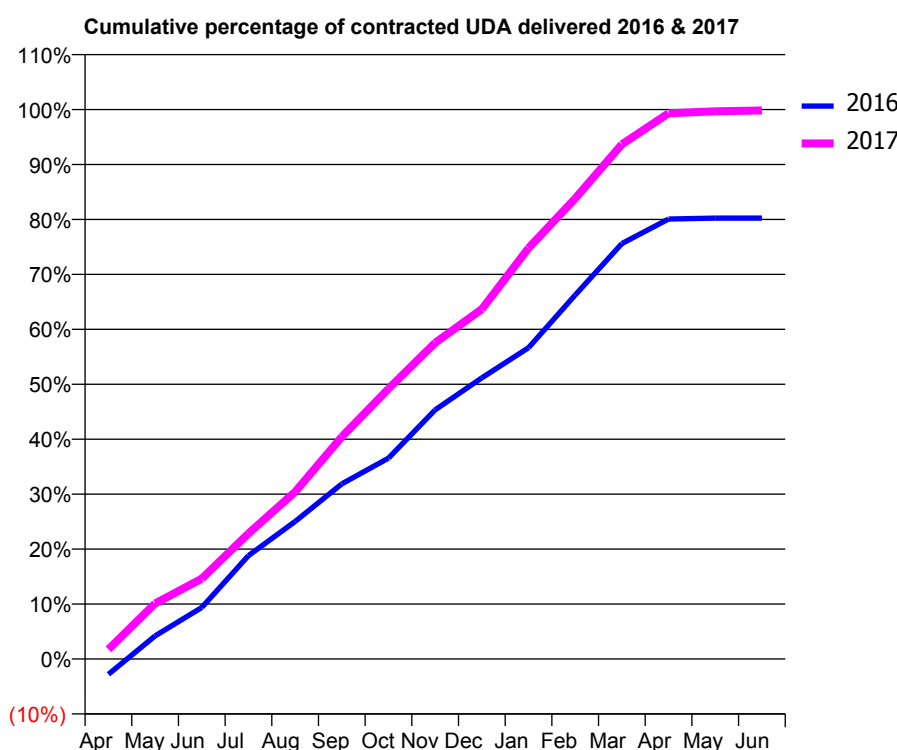
16/17 Contracted general activity (UDA)	2,000
Carry forward general activity (UDA)	0
16/17 Contracted orthodontic activity (UOA)	0
Carry forward orthodontic activity (UOA)	0
Baseline contract value	£42,277.57

ACCESS*

Patients seen in 24 months	Total	Change since previous quarter
Quarter ending March 2016	764	
Quarter ending June 2016	768	→
Quarter ending September 2016	766	→
Quarter ending December 2016	760	→
Quarter ending March 2017	757	→
Variance since March 2016	(0.9%)	→



ACTIVITY



Adjusted Scheduled Activity (UDA)		
Month	2016	2017
April	-56	35
May	84	202
June	188	293
July	377	457
August	501	609
September	638	809
October	731	984
November	907	1,151
December	1,023	1,273
January	1,133	1,496
February	1,325	1,676
March	1,512	1,873
April	1,601	1,986
May	1,605	1,993
June	1,605	1,996

QUALITY

	Quantity	Base Number	Contract	AT	Region	England
% of FP17s for the same patient ID Re-attending within 3 months - Children	108	1,002	10.8%	11.9%	11.9%	12.3%
% of FP17s for the same patient ID Re-attending within 3 months - Adults	3	39	7.7%	15.7%	16.6%	16.7%
% of FP17s for the same patient ID Re-attending between 3 & 9 months - Children	572	1,002	57.1%	57.2%	60.2%	57.6%
% of FP17s for the same patient ID Re-attending between 3 & 9 months - Adults	29	39	74.4%	48.2%	51.5%	50.1%
% of FP17s for Band 1 Urgent Courses	32	1,058	3.0%	9.7%	9.5%	9.1%
% of FP17s Relating to Free Repair or Replacements	0	1,058	0.0%	0.8%	0.7%	0.8%
% of FP17s Relating to Continuations	1	1,058	0.1%	0.9%	1.2%	1.2%
% of Patients satisfied with the dentistry they have received	2	2	N/A	93.1%	93.1%	92.8%
% of Patients satisfied with the time they had to wait for an appointment	2	2	N/A	89.9%	88.8%	88.7%

* This is based on patients treated on this contract for their most recent course of treatment. Figures in italics indicate the base number of FP17s or Patient Questionnaire responses are less than 100. N/A is shown where the base number of responses is less than 10 during the period. % is calculated as Quantity/Base number*100

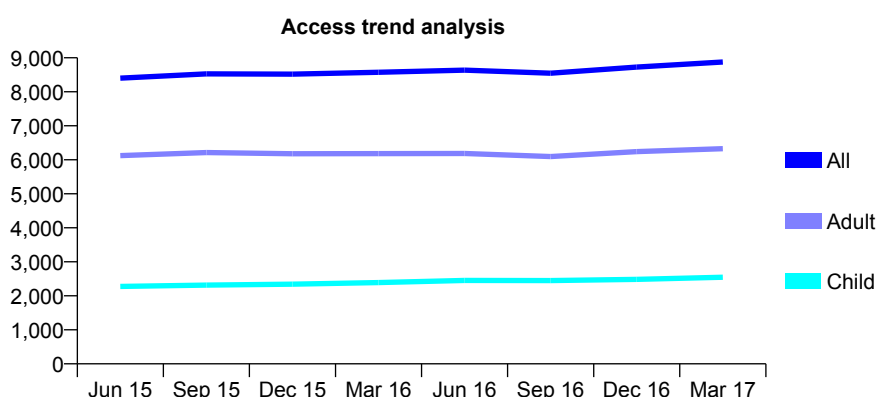
Q69 - Vital Signs At a Glance Contract Report for 122866/0001 - Year end March 2017

Name or company name	Puresmile Reading Limited
Contract type name	GDS Contract
Purpose of contract	General
Contract start date	01/04/2012
Contract end date	

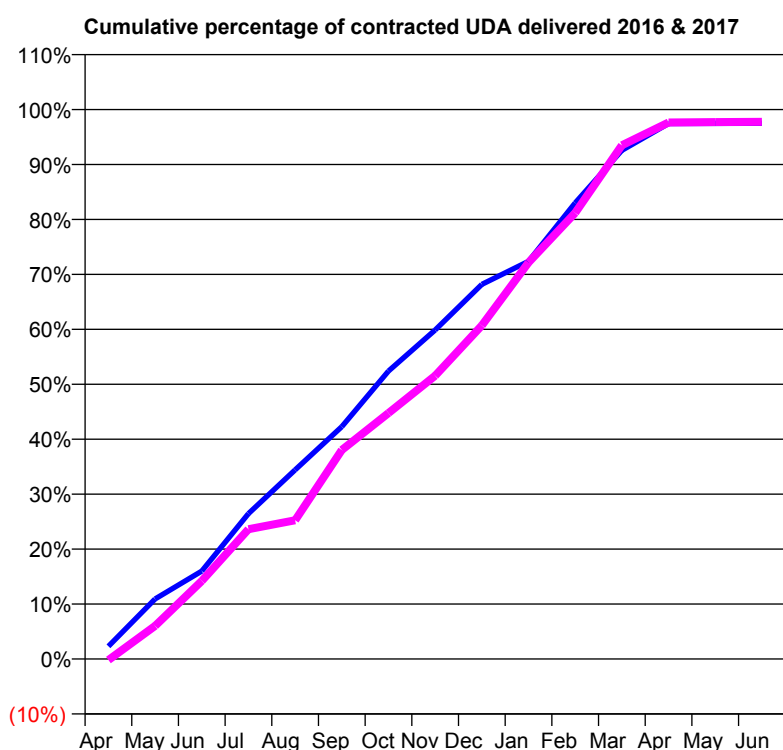
16/17 Contracted general activity (UDA)	29,025
Carry forward general activity (UDA)	731
16/17 Contracted orthodontic activity (UOA)	0
Carry forward orthodontic activity (UOA)	0
Baseline contract value	£720,046.38

ACCESS*

Patients seen in 24 months	Total	Change since previous quarter
Quarter ending March 2016	8,574	
Quarter ending June 2016	8,638	→
Quarter ending September 2016	8,546	↓
Quarter ending December 2016	8,729	↑
Quarter ending March 2017	8,876	→
Variance since March 2016	3.5%	↑



ACTIVITY



Adjusted Scheduled Activity (UDA)		
Month	2016	2017
April	670	-62
May	3,175	1,747
June	4,643	4,126
July	7,684	6,860
August	9,994	7,328
September	12,270	11,041
October	15,213	12,990
November	17,377	14,964
December	19,788	17,616
January	21,007	20,945
February	24,092	23,564
March	26,870	27,135
April	28,280	28,340
May	28,293	28,358
June	28,294	28,376

QUALITY

	Quantity	Base Number	Contract	AT	Region	England
% of FP17s for the same patient ID Re-attending within 3 months - Children	287	3,563	8.1%	11.9%	11.9%	12.3%
% of FP17s for the same patient ID Re-attending within 3 months - Adults	893	7,159	12.5%	15.7%	16.6%	16.7%
% of FP17s for the same patient ID Re-attending between 3 & 9 months - Children	1,827	3,563	51.3%	57.2%	60.2%	57.6%
% of FP17s for the same patient ID Re-attending between 3 & 9 months - Adults	3,089	7,159	43.1%	48.2%	51.5%	50.1%
% of FP17s for Band 1 Urgent Courses	496	10,659	4.7%	9.7%	9.5%	9.1%
% of FP17s Relating to Free Repair or Replacements	151	10,659	1.4%	0.8%	0.7%	0.8%
% of FP17s Relating to Continuations	42	10,659	0.4%	0.9%	1.2%	1.2%
% of Patients satisfied with the dentistry they have received	30	35	85.7%	93.1%	93.1%	92.8%
% of Patients satisfied with the time they had to wait for an appointment	28	35	80.0%	89.9%	88.8%	88.7%

* This is based on patients treated on this contract for their most recent course of treatment. Figures in italics indicate the base number of FP17s or Patient Questionnaire responses are less than 100. N/A is shown where the base number of responses is less than 10 during the period. % is calculated as Quantity/Base number*100

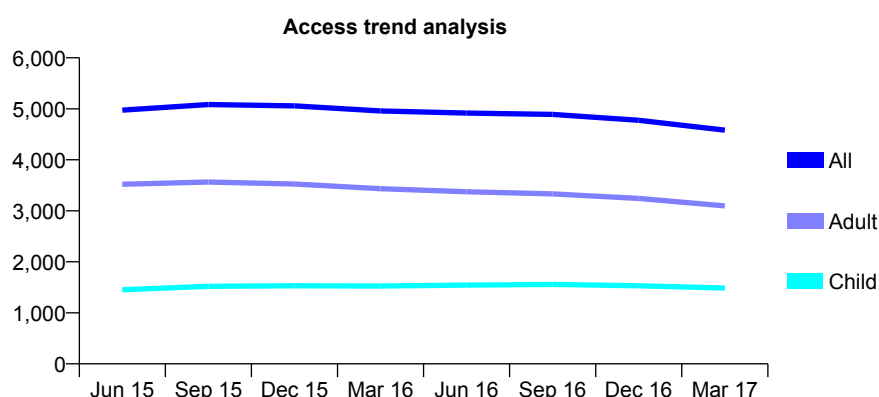
Q69 - Vital Signs At a Glance Contract Report for 125881/0001 - Year end March 2017

Name or company name	Puresmile Marlow
Contract type name	PDS Plus Contract
Purpose of contract	General
Contract start date	01/09/2010
Contract end date	31/03/2017

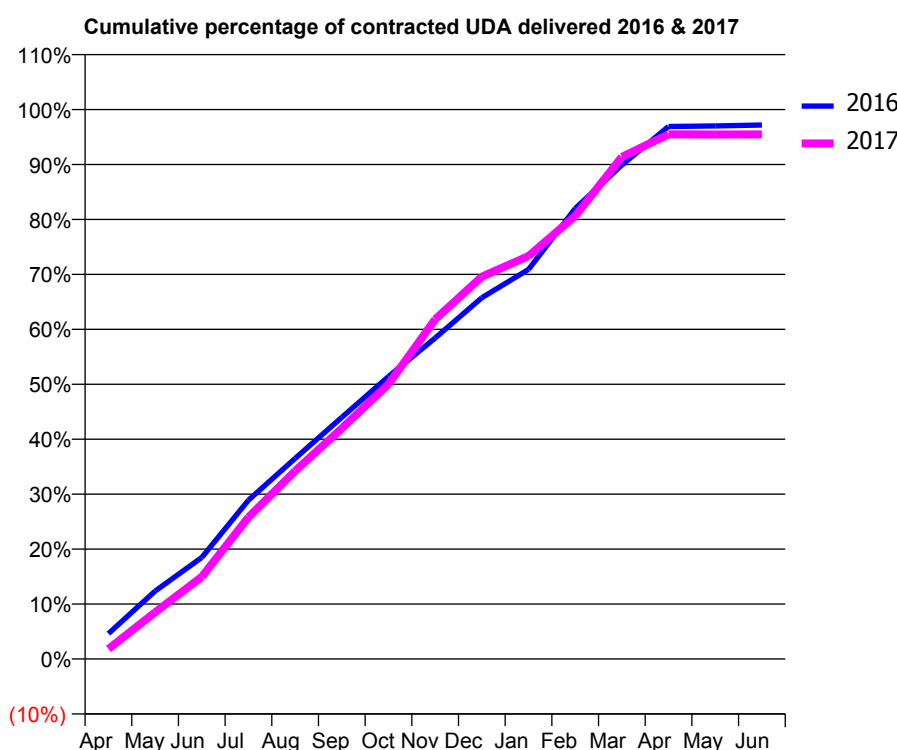
16/17 Contracted general activity (UDA)	12,000
Carry forward general activity (UDA)	348
16/17 Contracted orthodontic activity (UOA)	0
Carry forward orthodontic activity (UOA)	0
Baseline contract value	£129,197.46

ACCESS*

Patients seen in 24 months	Total	Change since previous quarter
Quarter ending March 2016	4,959	
Quarter ending June 2016	4,917	→
Quarter ending September 2016	4,890	→
Quarter ending December 2016	4,774	↓
Quarter ending March 2017	4,582	↓
Variance since March 2016	(7.6%)	↓



ACTIVITY



Adjusted Scheduled Activity (UDA)		
Month	2016	2017
April	569	220
May	1,518	1,022
June	2,270	1,797
July	3,553	3,096
August	4,485	4,107
September	5,403	5,035
October	6,314	6,003
November	7,177	7,418
December	8,076	8,352
January	8,706	8,799
February	10,069	9,675
March	11,042	10,965
April	11,903	11,457
May	11,914	11,455
June	11,934	11,458

QUALITY

	Quantity	Base Number	Contract	AT	Region	England
% of FP17s for the same patient ID Re-attending within 3 months - Children	125	2,107	5.9%	11.9%	11.9%	12.3%
% of FP17s for the same patient ID Re-attending within 3 months - Adults	389	3,514	11.1%	15.7%	16.6%	16.7%
% of FP17s for the same patient ID Re-attending between 3 & 9 months - Children	1,238	2,107	58.8%	57.2%	60.2%	57.6%
% of FP17s for the same patient ID Re-attending between 3 & 9 months - Adults	1,531	3,514	43.6%	48.2%	51.5%	50.1%
% of FP17s for Band 1 Urgent Courses	526	5,538	9.5%	9.7%	9.5%	9.1%
% of FP17s Relating to Free Repair or Replacements	38	5,538	0.7%	0.8%	0.7%	0.8%
% of FP17s Relating to Continuations	26	5,538	0.5%	0.9%	1.2%	1.2%
% of Patients satisfied with the dentistry they have received	9	11	81.8%	93.1%	93.1%	92.8%
% of Patients satisfied with the time they had to wait for an appointment	7	11	63.6%	89.9%	88.8%	88.7%

* This is based on patients treated on this contract for their most recent course of treatment. Figures in italics indicate the base number of FP17s or Patient Questionnaire responses are less than 100. N/A is shown where the base number of responses is less than 10 during the period. % is calculated as Quantity/Base number*100

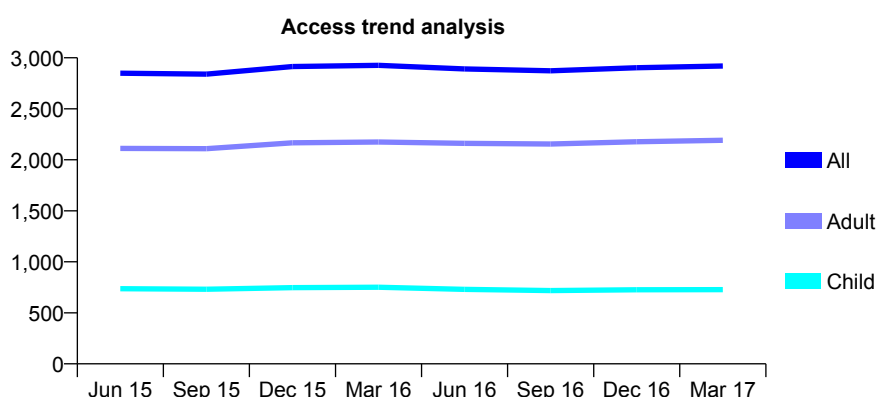
Q69 - Vital Signs At a Glance Contract Report for 127051/0001 - Year end March 2017

Name or company name	Sensura (UK) Limited
Contract type name	GDS Contract
Purpose of contract	General
Contract start date	01/04/2012
Contract end date	

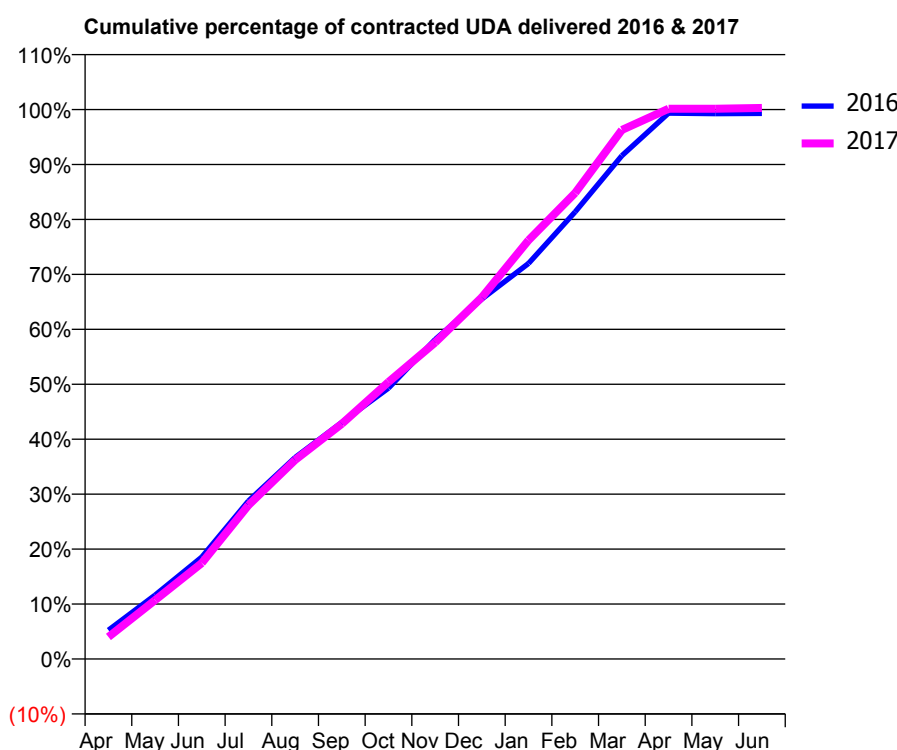
16/17 Contracted general activity (UDA)	11,300
Carry forward general activity (UDA)	-163
16/17 Contracted orthodontic activity (UOA)	0
Carry forward orthodontic activity (UOA)	0
Baseline contract value	£290,391.76

ACCESS*

Patients seen in 24 months	Total	Change since previous quarter
Quarter ending March 2016	2,926	
Quarter ending June 2016	2,891	↓
Quarter ending September 2016	2,873	→
Quarter ending December 2016	2,903	→
Quarter ending March 2017	2,919	→
Variance since March 2016	(0.2%)	→



ACTIVITY



Adjusted Scheduled Activity (UDA)		
Month	2016	2017
April	593	453
May	1,314	1,211
June	2,097	1,973
July	3,252	3,164
August	4,146	4,091
September	4,865	4,836
October	5,570	5,698
November	6,573	6,510
December	7,403	7,439
January	8,134	8,611
February	9,196	9,586
March	10,350	10,879
April	11,226	11,315
May	11,215	11,316
June	11,219	11,332

QUALITY

	Quantity	Base Number	Contract	AT	Region	England
% of FP17s for the same patient ID Re-attending within 3 months - Children	58	987	5.9%	11.9%	11.9%	12.3%
% of FP17s for the same patient ID Re-attending within 3 months - Adults	382	2,679	14.3%	15.7%	16.6%	16.7%
% of FP17s for the same patient ID Re-attending between 3 & 9 months - Children	520	987	52.7%	57.2%	60.2%	57.6%
% of FP17s for the same patient ID Re-attending between 3 & 9 months - Adults	1,237	2,679	46.2%	48.2%	51.5%	50.1%
% of FP17s for Band 1 Urgent Courses	304	3,635	8.4%	9.7%	9.5%	9.1%
% of FP17s Relating to Free Repair or Replacements	18	3,635	0.5%	0.8%	0.7%	0.8%
% of FP17s Relating to Continuations	5	3,635	0.1%	0.9%	1.2%	1.2%
% of Patients satisfied with the dentistry they have received	7	7	N/A	93.1%	93.1%	92.8%
% of Patients satisfied with the time they had to wait for an appointment	7	7	N/A	89.9%	88.8%	88.7%

* This is based on patients treated on this contract for their most recent course of treatment. Figures in italics indicate the base number of FP17s or Patient Questionnaire responses are less than 100. N/A is shown where the base number of responses is less than 10 during the period. % is calculated as Quantity/Base number*100

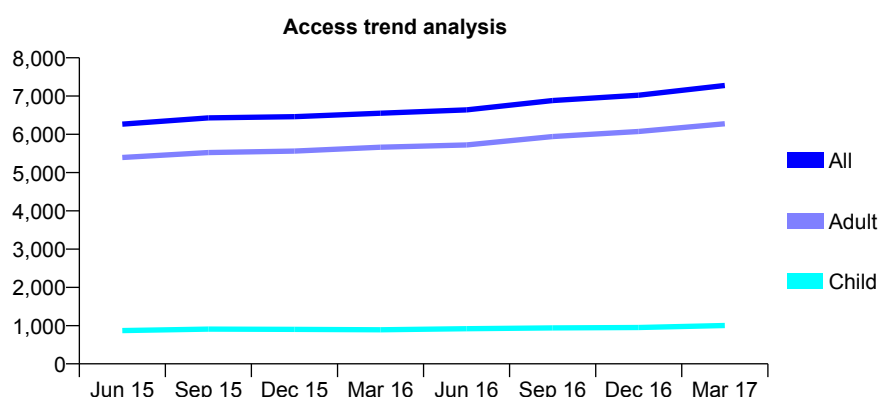
Q69 - Vital Signs At a Glance Contract Report for 127558/0001 - Year end March 2017

Name or company name	Friar Street Dental Surgery
Contract type name	GDS Contract
Purpose of contract	General
Contract start date	01/04/2013
Contract end date	

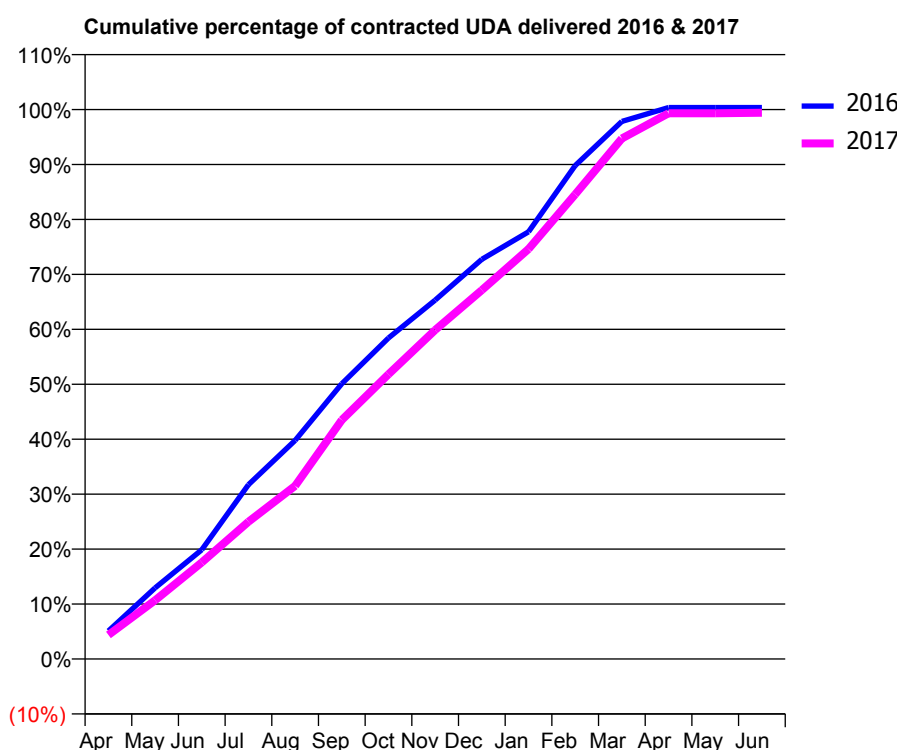
16/17 Contracted general activity (UDA)	22,923
Carry forward general activity (UDA)	-76
16/17 Contracted orthodontic activity (UOA)	0
Carry forward orthodontic activity (UOA)	0
Baseline contract value	£505,343.66

ACCESS*

Patients seen in 24 months	Total	Change since previous quarter
Quarter ending March 2016	6,553	
Quarter ending June 2016	6,640	→
Quarter ending September 2016	6,882	↑
Quarter ending December 2016	7,023	↑
Quarter ending March 2017	7,277	↑
Variance since March 2016	11.0%	↑



ACTIVITY



Month	Adjusted Scheduled Activity (UDA)	
	2016	2017
April	1,125	1,004
May	2,856	2,452
June	4,382	4,031
July	6,994	5,728
August	8,770	7,222
September	11,041	9,973
October	12,878	11,877
November	14,396	13,724
December	16,032	15,390
January	17,135	17,105
February	19,791	19,383
March	21,563	21,715
April	22,117	22,763
May	22,117	22,766
June	22,118	22,785

QUALITY

	Quantity	Base Number	Contract	AT	Region	England
% of FP17s for the same patient ID Re-attending within 3 months - Children	175	1,514	11.6%	11.9%	11.9%	12.3%
% of FP17s for the same patient ID Re-attending within 3 months - Adults	1,134	8,248	13.7%	15.7%	16.6%	16.7%
% of FP17s for the same patient ID Re-attending between 3 & 9 months - Children	737	1,514	48.7%	57.2%	60.2%	57.6%
% of FP17s for the same patient ID Re-attending between 3 & 9 months - Adults	4,248	8,248	51.5%	48.2%	51.5%	50.1%
% of FP17s for Band 1 Urgent Courses	1,091	9,903	11.0%	9.7%	9.5%	9.1%
% of FP17s Relating to Free Repair or Replacements	109	9,903	1.1%	0.8%	0.7%	0.8%
% of FP17s Relating to Continuations	83	9,903	0.8%	0.9%	1.2%	1.2%
% of Patients satisfied with the dentistry they have received	12	15	80.0%	93.1%	93.1%	92.8%
% of Patients satisfied with the time they had to wait for an appointment	12	15	80.0%	89.9%	88.8%	88.7%

* This is based on patients treated on this contract for their most recent course of treatment. Figures in italics indicate the base number of FP17s or Patient Questionnaire responses are less than 100. N/A is shown where the base number of responses is less than 10 during the period. % is calculated as Quantity/Base number*100

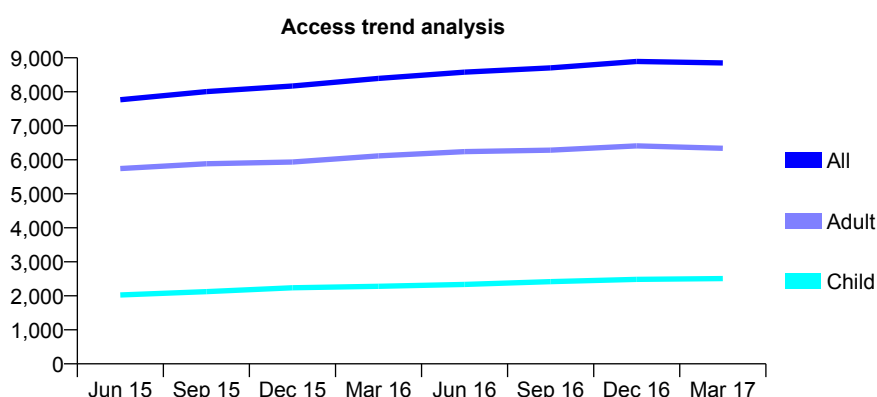
Q69 - Vital Signs At a Glance Contract Report for 128163/0004 - Year end March 2017

Name or company name	Aspire Dental Care Limited
Contract type name	PDS Plus Contract
Purpose of contract	General
Contract start date	10/12/2012
Contract end date	31/08/2020

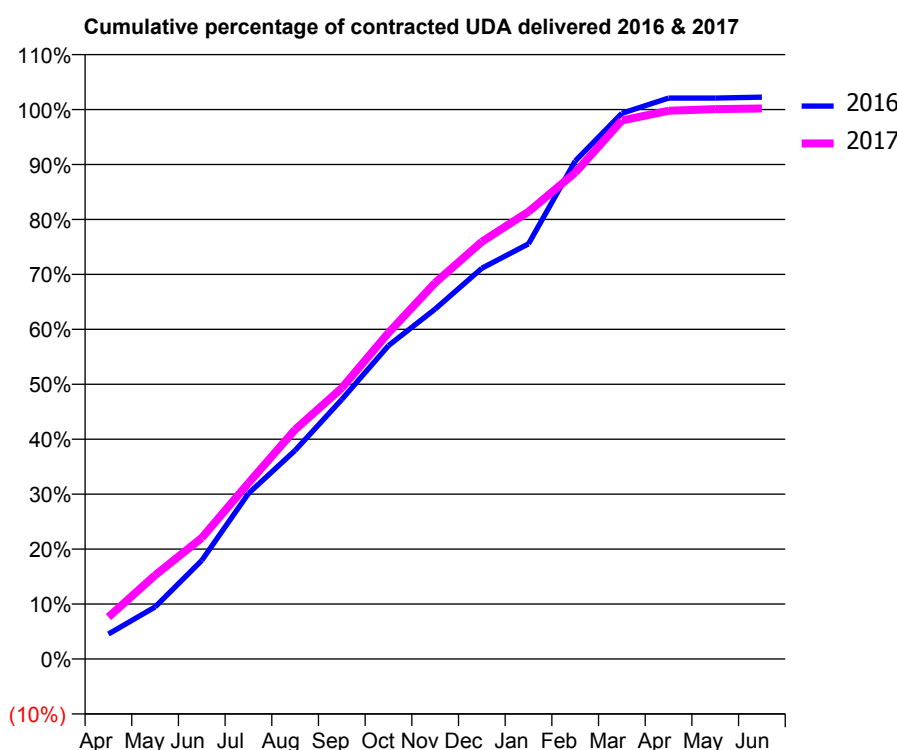
16/17 Contracted general activity (UDA)	24,960
Carry forward general activity (UDA)	-480
16/17 Contracted orthodontic activity (UOA)	0
Carry forward orthodontic activity (UOA)	0
Baseline contract value	£336,394.31

ACCESS*

Patients seen in 24 months	Total	Change since previous quarter
Quarter ending March 2016	8,393	
Quarter ending June 2016	8,577	↑
Quarter ending September 2016	8,703	→
Quarter ending December 2016	8,894	↑
Quarter ending March 2017	8,848	→
Variance since March 2016	5.4%	↑



ACTIVITY



Adjusted Scheduled Activity (UDA)		
Month	2016	2017
April	1,090	1,902
May	2,275	3,808
June	4,306	5,506
July	7,230	7,993
August	9,109	10,421
September	11,338	12,310
October	13,692	14,821
November	15,283	17,092
December	17,070	18,953
January	18,136	20,317
February	21,748	22,096
March	23,833	24,460
April	24,498	24,903
May	24,502	24,979
June	24,541	25,008

QUALITY

	Quantity	Base Number	Contract	AT	Region	England
% of FP17s for the same patient ID Re-attending within 3 months - Children	345	3,290	10.5%	11.9%	11.9%	12.3%
% of FP17s for the same patient ID Re-attending within 3 months - Adults	1,773	7,447	23.8%	15.7%	16.6%	16.7%
% of FP17s for the same patient ID Re-attending between 3 & 9 months - Children	1,497	3,290	45.5%	57.2%	60.2%	57.6%
% of FP17s for the same patient ID Re-attending between 3 & 9 months - Adults	2,382	7,447	32.0%	48.2%	51.5%	50.1%
% of FP17s for Band 1 Urgent Courses	2,550	10,705	23.8%	9.7%	9.5%	9.1%
% of FP17s Relating to Free Repair or Replacements	53	10,705	0.5%	0.8%	0.7%	0.8%
% of FP17s Relating to Continuations	49	10,705	0.5%	0.9%	1.2%	1.2%
% of Patients satisfied with the dentistry they have received	20	22	90.9%	93.1%	93.1%	92.8%
% of Patients satisfied with the time they had to wait for an appointment	21	22	95.5%	89.9%	88.8%	88.7%

* This is based on patients treated on this contract for their most recent course of treatment. Figures in italics indicate the base number of FP17s or Patient Questionnaire responses are less than 100. N/A is shown where the base number of responses is less than 10 during the period. % is calculated as Quantity/Base number*100

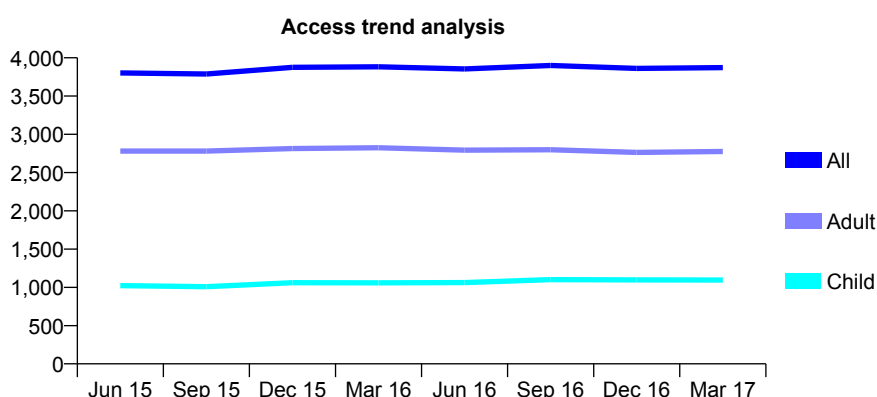
Q69 - Vital Signs At a Glance Contract Report for 128163/0005 - Year end March 2017

Name or company name	Aspire Dental Care Limited
Contract type name	PDS Plus Contract
Purpose of contract	General
Contract start date	10/12/2012
Contract end date	31/08/2017

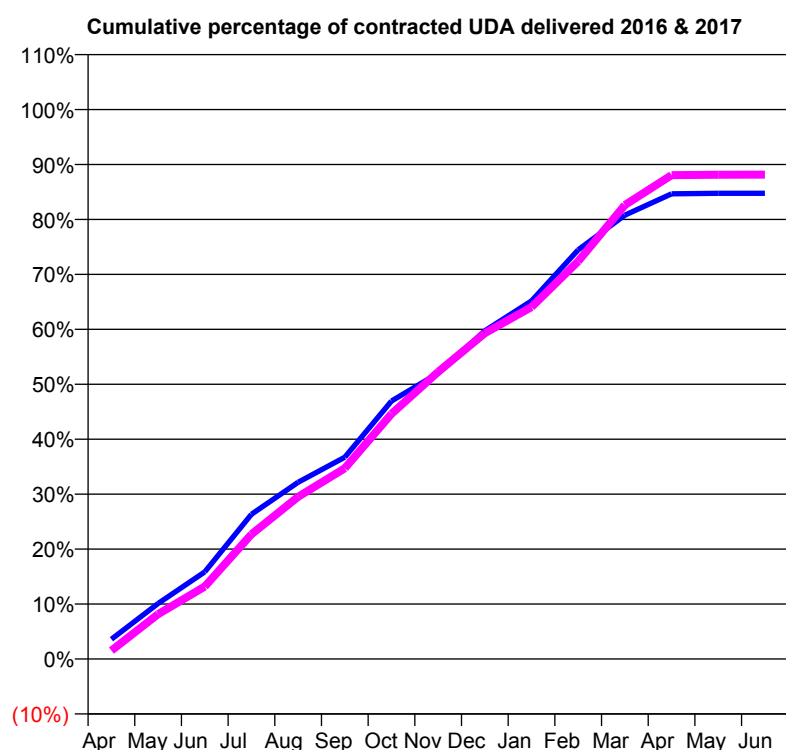
16/17 Contracted general activity (UDA)	12,000
Carry forward general activity (UDA)	0
16/17 Contracted orthodontic activity (UOA)	0
Carry forward orthodontic activity (UOA)	0
Baseline contract value	£161,488.43

ACCESS*

Patients seen in 24 months	Total	Change since previous quarter
Quarter ending March 2016	3,883	
Quarter ending June 2016	3,855	→
Quarter ending September 2016	3,899	→
Quarter ending December 2016	3,861	→
Quarter ending March 2017	3,872	→
Variance since March 2016	(0.3%)	→



ACTIVITY



Adjusted Scheduled Activity (UDA)		
Month	2016	2017
April	434	185
May	1,213	979
June	1,904	1,582
July	3,161	2,723
August	3,861	3,543
September	4,406	4,164
October	5,634	5,353
November	6,241	6,272
December	7,168	7,114
January	7,821	7,686
February	8,935	8,684
March	9,692	9,913
April	10,159	10,567
May	10,170	10,574
June	10,171	10,577

QUALITY

	Quantity	Base Number	Contract	AT	Region	England
% of FP17s for the same patient ID Re-attending within 3 months - Children	120	1,603	7.5%	11.9%	11.9%	12.3%
% of FP17s for the same patient ID Re-attending within 3 months - Adults	510	3,522	14.5%	15.7%	16.6%	16.7%
% of FP17s for the same patient ID Re-attending between 3 & 9 months - Children	940	1,603	58.6%	57.2%	60.2%	57.6%
% of FP17s for the same patient ID Re-attending between 3 & 9 months - Adults	1,776	3,522	50.4%	48.2%	51.5%	50.1%
% of FP17s for Band 1 Urgent Courses	571	5,105	11.2%	9.7%	9.5%	9.1%
% of FP17s Relating to Free Repair or Replacements	50	5,105	1.0%	0.8%	0.7%	0.8%
% of FP17s Relating to Continuations	30	5,105	0.6%	0.9%	1.2%	1.2%
% of Patients satisfied with the dentistry they have received	8	8	N/A	93.1%	93.1%	92.8%
% of Patients satisfied with the time they had to wait for an appointment	8	8	N/A	89.9%	88.8%	88.7%

* This is based on patients treated on this contract for their most recent course of treatment. Figures in italics indicate the base number of FP17s or Patient Questionnaire responses are less than 100. N/A is shown where the base number of responses is less than 10 during the period. % is calculated as Quantity/Base number*100

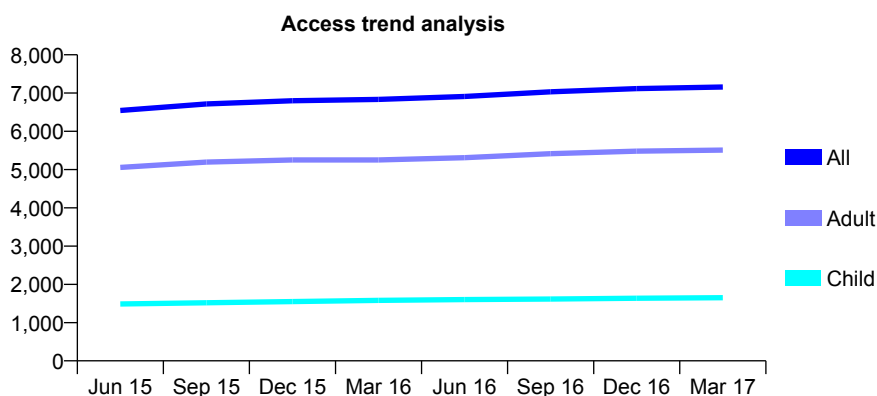
Q69 - Vital Signs At a Glance Contract Report for 128244/0001 - Year end March 2017

Name or company name	The Dental Surgery Burnham Ltd
Contract type name	GDS Contract
Purpose of contract	General
Contract start date	01/04/2008
Contract end date	

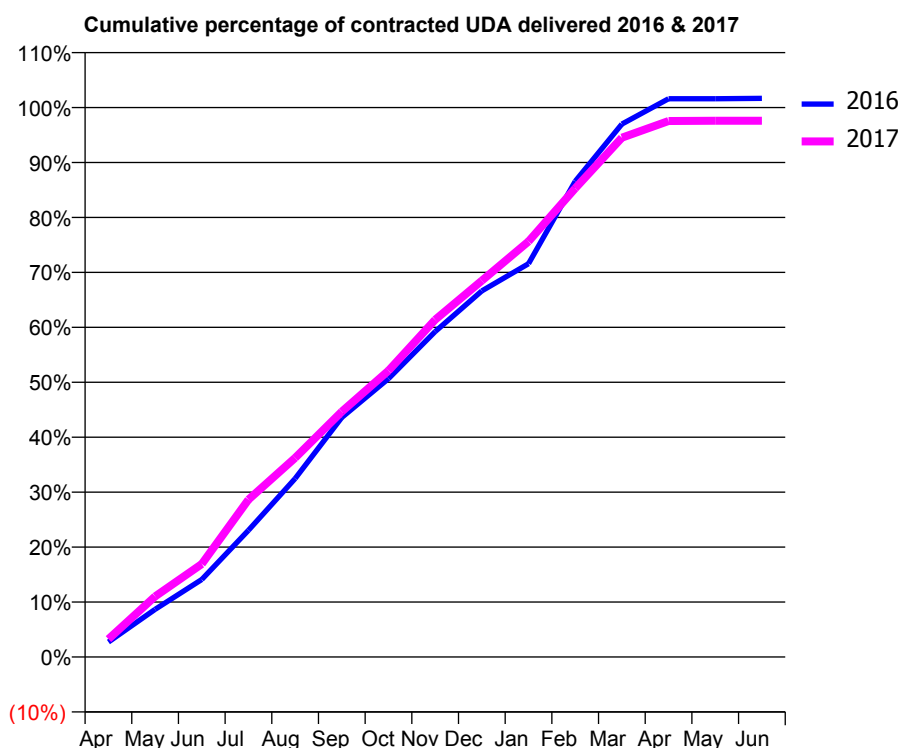
16/17 Contracted general activity (UDA)	18,494
Carry forward general activity (UDA)	-313
16/17 Contracted orthodontic activity (UOA)	0
Carry forward orthodontic activity (UOA)	0
Baseline contract value	£441,511.16

ACCESS*

Patients seen in 24 months	Total	Change since previous quarter
Quarter ending March 2016	6,833	
Quarter ending June 2016	6,911	→
Quarter ending September 2016	7,031	→
Quarter ending December 2016	7,118	→
Quarter ending March 2017	7,159	→
Variance since March 2016	4.8%	↑



ACTIVITY



Adjusted Scheduled Activity (UDA)		
Month	2016	2017
April	519	602
May	1,643	2,042
June	2,671	3,128
July	4,364	5,300
August	6,149	6,705
September	8,252	8,260
October	9,587	9,637
November	11,212	11,351
December	12,610	12,666
January	13,547	13,989
February	16,387	15,773
March	18,360	17,478
April	19,228	18,041
May	19,228	18,046
June	19,242	18,046

QUALITY

	Quantity	Base Number	Contract	AT	Region	England
% of FP17s for the same patient ID Re-attending within 3 months - Children	312	2,834	11.0%	11.9%	11.9%	12.3%
% of FP17s for the same patient ID Re-attending within 3 months - Adults	1,323	7,686	17.2%	15.7%	16.6%	16.7%
% of FP17s for the same patient ID Re-attending between 3 & 9 months - Children	1,850	2,834	65.3%	57.2%	60.2%	57.6%
% of FP17s for the same patient ID Re-attending between 3 & 9 months - Adults	3,972	7,686	51.7%	48.2%	51.5%	50.1%
% of FP17s for Band 1 Urgent Courses	627	8,468	7.4%	9.7%	9.5%	9.1%
% of FP17s Relating to Free Repair or Replacements	166	8,468	2.0%	0.8%	0.7%	0.8%
% of FP17s Relating to Continuations	83	8,468	1.0%	0.9%	1.2%	1.2%
% of Patients satisfied with the dentistry they have received	13	13	100.0%	93.1%	93.1%	92.8%
% of Patients satisfied with the time they had to wait for an appointment	12	13	92.3%	89.9%	88.8%	88.7%

* This is based on patients treated on this contract for their most recent course of treatment. Figures in italics indicate the base number of FP17s or Patient Questionnaire responses are less than 100. N/A is shown where the base number of responses is less than 10 during the period. % is calculated as Quantity/Base number*100

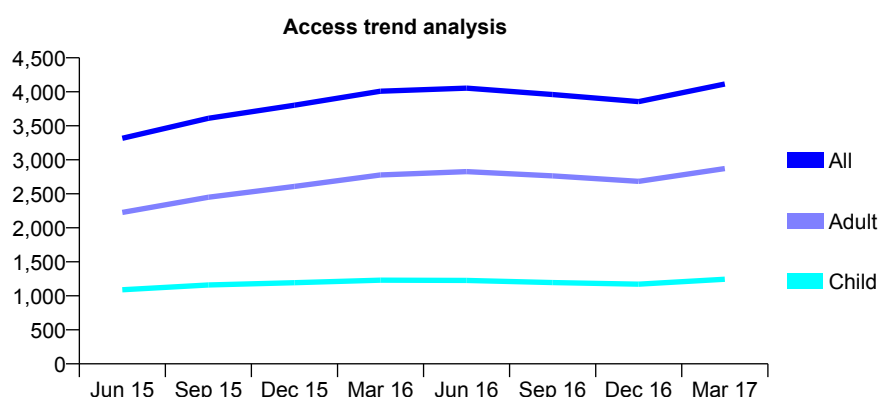
Q69 - Vital Signs At a Glance Contract Report for 129038/0001 - Year end March 2017

Name or company name	Sinson and Sykes Dental Surgery
Contract type name	GDS Contract
Purpose of contract	General
Contract start date	01/04/2014
Contract end date	

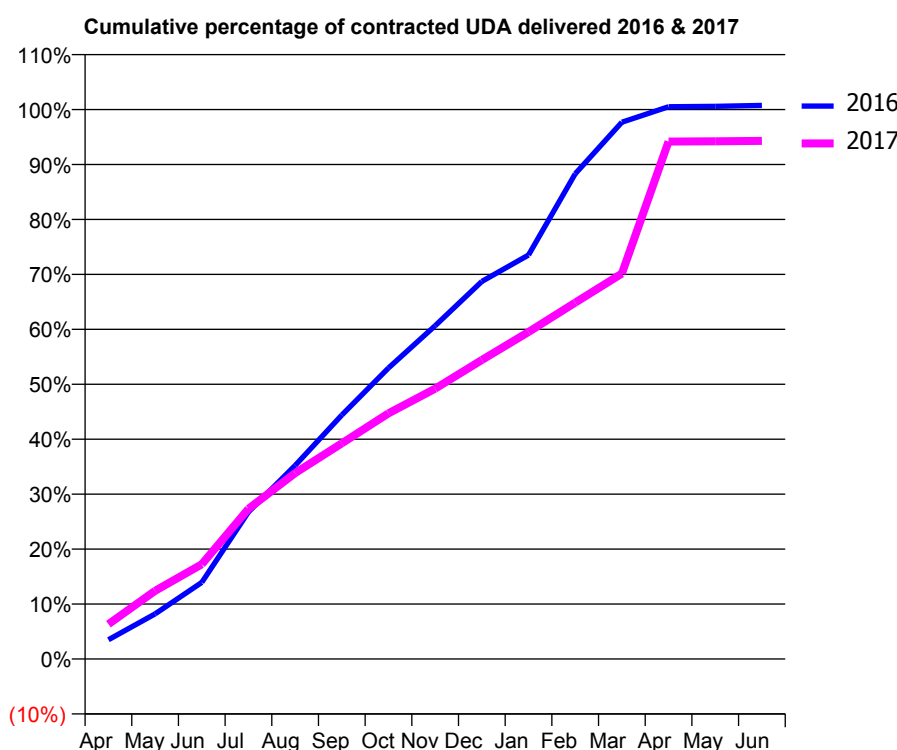
16/17 Contracted general activity (UDA)	12,500
Carry forward general activity (UDA)	-94
16/17 Contracted orthodontic activity (UOA)	0
Carry forward orthodontic activity (UOA)	0
Baseline contract value	£300,858.79

ACCESS*

Patients seen in 24 months	Total	Change since previous quarter
Quarter ending March 2016	4,008	
Quarter ending June 2016	4,054	→
Quarter ending September 2016	3,959	↓
Quarter ending December 2016	3,856	↓
Quarter ending March 2017	4,115	↑
Variance since March 2016	2.7%	↑



ACTIVITY



Adjusted Scheduled Activity (UDA)		
Month	2016	2017
April	439	794
May	1,028	1,553
June	1,743	2,155
July	3,343	3,417
August	4,404	4,229
September	5,550	4,905
October	6,621	5,588
November	7,582	6,151
December	8,589	6,803
January	9,190	7,441
February	11,038	8,106
March	12,211	8,767
April	12,561	11,770
May	12,573	11,777
June	12,594	11,786

QUALITY

	Quantity	Base Number	Contract	AT	Region	England
% of FP17s for the same patient ID Re-attending within 3 months - Children	161	1,617	10.0%	11.9%	11.9%	12.3%
% of FP17s for the same patient ID Re-attending within 3 months - Adults	588	3,332	17.6%	15.7%	16.6%	16.7%
% of FP17s for the same patient ID Re-attending between 3 & 9 months - Children	1,080	1,617	66.8%	57.2%	60.2%	57.6%
% of FP17s for the same patient ID Re-attending between 3 & 9 months - Adults	2,033	3,332	61.0%	48.2%	51.5%	50.1%
% of FP17s for Band 1 Urgent Courses	713	6,518	10.9%	9.7%	9.5%	9.1%
% of FP17s Relating to Free Repair or Replacements	23	6,518	0.4%	0.8%	0.7%	0.8%
% of FP17s Relating to Continuations	47	6,518	0.7%	0.9%	1.2%	1.2%
% of Patients satisfied with the dentistry they have received	6	7	N/A	93.1%	93.1%	92.8%
% of Patients satisfied with the time they had to wait for an appointment	5	7	N/A	89.9%	88.8%	88.7%

* This is based on patients treated on this contract for their most recent course of treatment. Figures in italics indicate the base number of FP17s or Patient Questionnaire responses are less than 100. N/A is shown where the base number of responses is less than 10 during the period. % is calculated as Quantity/Base number*100

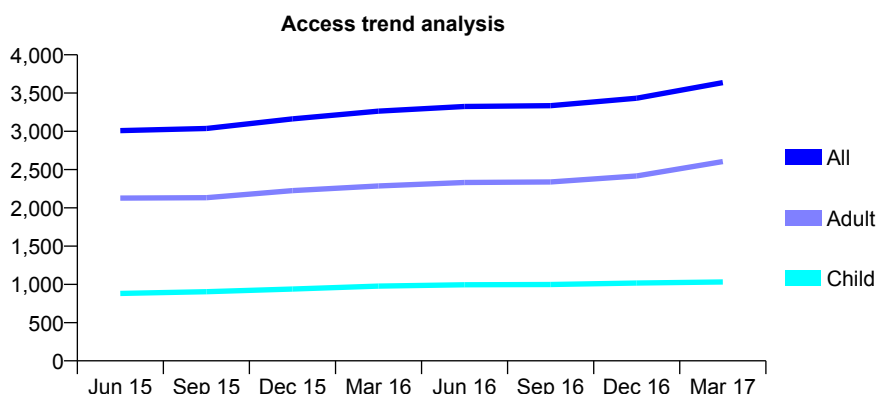
Q69 - Vital Signs At a Glance Contract Report for 129917/0001 - Year end March 2017

Name or company name	Ash Tree House Dental
Contract type name	GDS Contract
Purpose of contract	General
Contract start date	21/08/2012
Contract end date	

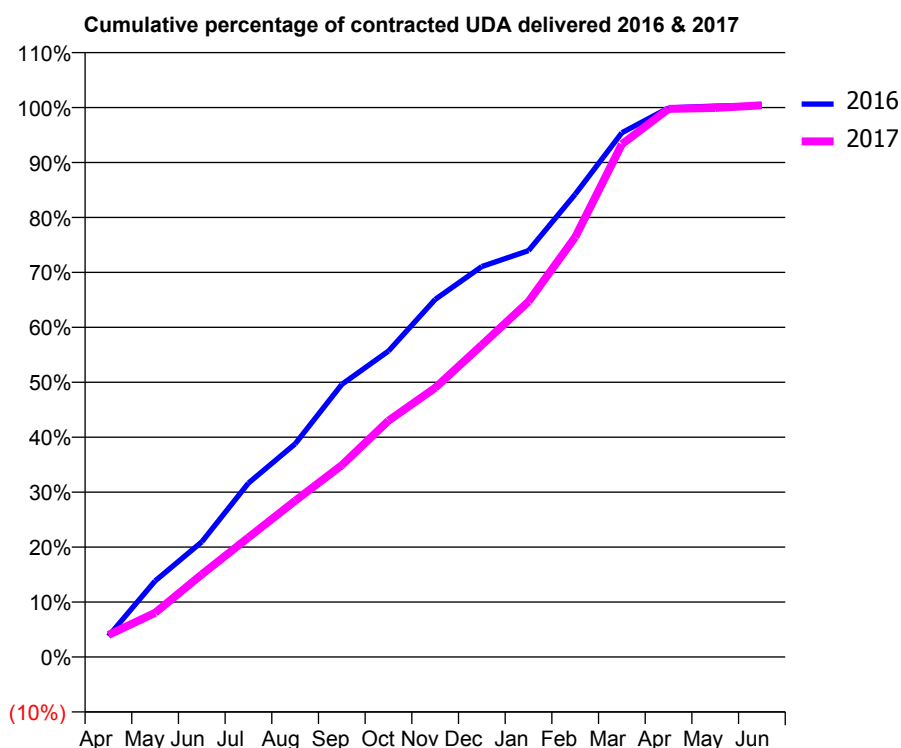
16/17 Contracted general activity (UDA)	6,380
Carry forward general activity (UDA)	0
16/17 Contracted orthodontic activity (UOA)	0
Carry forward orthodontic activity (UOA)	0
Baseline contract value	£138,923.96

ACCESS*

Patients seen in 24 months	Total	Change since previous quarter
Quarter ending March 2016	3,263	
Quarter ending June 2016	3,325	→
Quarter ending September 2016	3,335	→
Quarter ending December 2016	3,433	↑
Quarter ending March 2017	3,636	↑
Variance since March 2016	11.4%	↑



ACTIVITY



Adjusted Scheduled Activity (UDA)		
Month	2016	2017
April	231	257
May	840	513
June	1,272	960
July	1,922	1,389
August	2,356	1,814
September	3,013	2,228
October	3,381	2,745
November	3,951	3,125
December	4,315	3,624
January	4,490	4,126
February	5,114	4,875
March	5,793	5,953
April	6,068	6,364
May	6,087	6,375
June	6,094	6,405

QUALITY

	Quantity	Base Number	Contract	AT	Region	England
% of FP17s for the same patient ID Re-attending within 3 months - Children	133	1,614	8.2%	11.9%	11.9%	12.3%
% of FP17s for the same patient ID Re-attending within 3 months - Adults	343	2,910	11.8%	15.7%	16.6%	16.7%
% of FP17s for the same patient ID Re-attending between 3 & 9 months - Children	995	1,614	61.6%	57.2%	60.2%	57.6%
% of FP17s for the same patient ID Re-attending between 3 & 9 months - Adults	1,057	2,910	36.3%	48.2%	51.5%	50.1%
% of FP17s for Band 1 Urgent Courses	276	3,532	7.8%	9.7%	9.5%	9.1%
% of FP17s Relating to Free Repair or Replacements	24	3,532	0.7%	0.8%	0.7%	0.8%
% of FP17s Relating to Continuations	20	3,532	0.6%	0.9%	1.2%	1.2%
% of Patients satisfied with the dentistry they have received	6	8	N/A	93.1%	93.1%	92.8%
% of Patients satisfied with the time they had to wait for an appointment	7	8	N/A	89.9%	88.8%	88.7%

* This is based on patients treated on this contract for their most recent course of treatment. Figures in italics indicate the base number of FP17s or Patient Questionnaire responses are less than 100. N/A is shown where the base number of responses is less than 10 during the period. % is calculated as Quantity/Base number*100

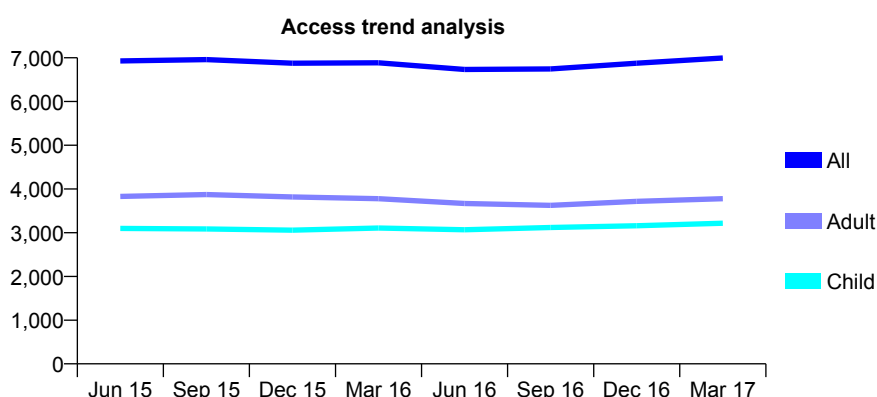
Q69 - Vital Signs At a Glance Contract Report for 130230/0001 - Year end March 2017

Name or company name	WEXHAM ROAD DENTAL SURGERY LTD
Contract type name	GDS Contract
Purpose of contract	General
Contract start date	04/04/2008
Contract end date	

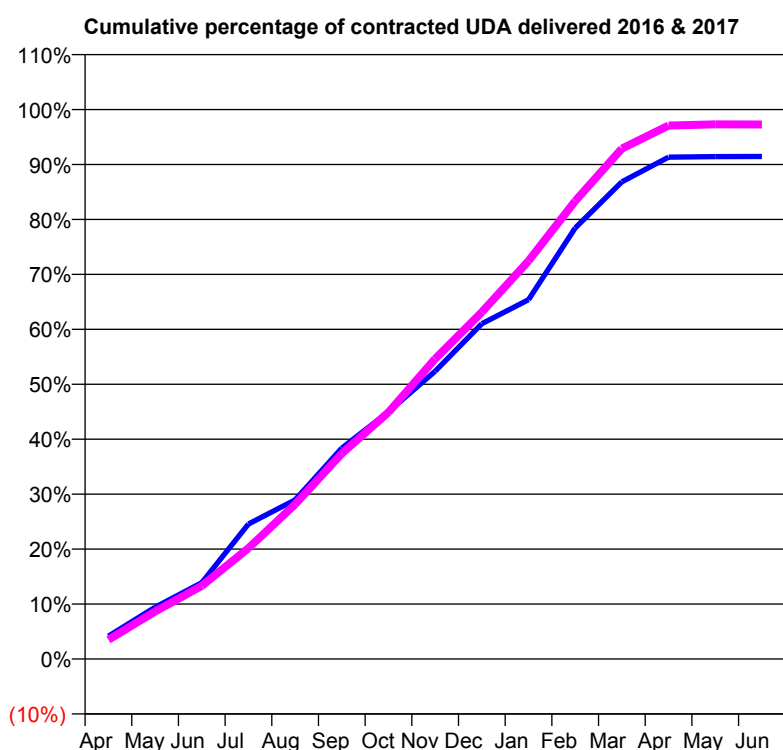
16/17 Contracted general activity (UDA)	16,630
Carry forward general activity (UDA)	0
16/17 Contracted orthodontic activity (UOA)	0
Carry forward orthodontic activity (UOA)	0
Baseline contract value	£534,656.63

ACCESS*

Patients seen in 24 months	Total	Change since previous quarter
Quarter ending March 2016	6,887	
Quarter ending June 2016	6,733	↓
Quarter ending September 2016	6,745	→
Quarter ending December 2016	6,875	→
Quarter ending March 2017	6,994	→
Variance since March 2016	1.6%	→



ACTIVITY



Adjusted Scheduled Activity (UDA)		
Month	2016	2017
April	707	581
May	1,604	1,440
June	2,364	2,215
July	4,180	3,357
August	4,931	4,681
September	6,533	6,220
October	7,662	7,467
November	8,916	9,085
December	10,387	10,497
January	11,128	12,049
February	13,350	13,859
March	14,782	15,448
April	15,546	16,143
May	15,563	16,180
June	15,566	16,178

QUALITY

	Quantity	Base Number	Contract	AT	Region	England
% of FP17s for the same patient ID Re-attending within 3 months - Children	410	3,727	11.0%	11.9%	11.9%	12.3%
% of FP17s for the same patient ID Re-attending within 3 months - Adults	808	3,770	21.4%	15.7%	16.6%	16.7%
% of FP17s for the same patient ID Re-attending between 3 & 9 months - Children	1,194	3,727	32.0%	57.2%	60.2%	57.6%
% of FP17s for the same patient ID Re-attending between 3 & 9 months - Adults	894	3,770	23.7%	48.2%	51.5%	50.1%
% of FP17s for Band 1 Urgent Courses	1,348	6,790	19.9%	9.7%	9.5%	9.1%
% of FP17s Relating to Free Repair or Replacements	2	6,790	0.0%	0.8%	0.7%	0.8%
% of FP17s Relating to Continuations	65	6,790	1.0%	0.9%	1.2%	1.2%
% of Patients satisfied with the dentistry they have received	9	10	90.0%	93.1%	93.1%	92.8%
% of Patients satisfied with the time they had to wait for an appointment	4	10	40.0%	89.9%	88.8%	88.7%

* This is based on patients treated on this contract for their most recent course of treatment. Figures in italics indicate the base number of FP17s or Patient Questionnaire responses are less than 100. N/A is shown where the base number of responses is less than 10 during the period. % is calculated as Quantity/Base number*100

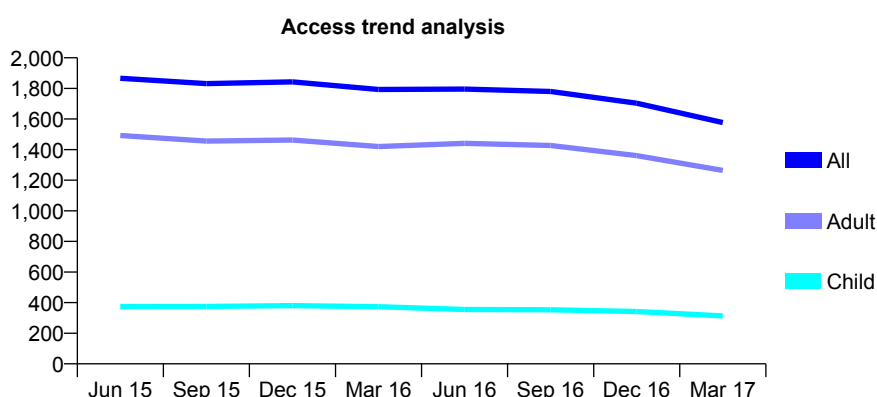
Q69 - Vital Signs At a Glance Contract Report for 131539/0001 - Year end March 2017

Name or company name	Eurodental Limited
Contract type name	GDS Contract
Purpose of contract	General
Contract start date	01/01/2009
Contract end date	

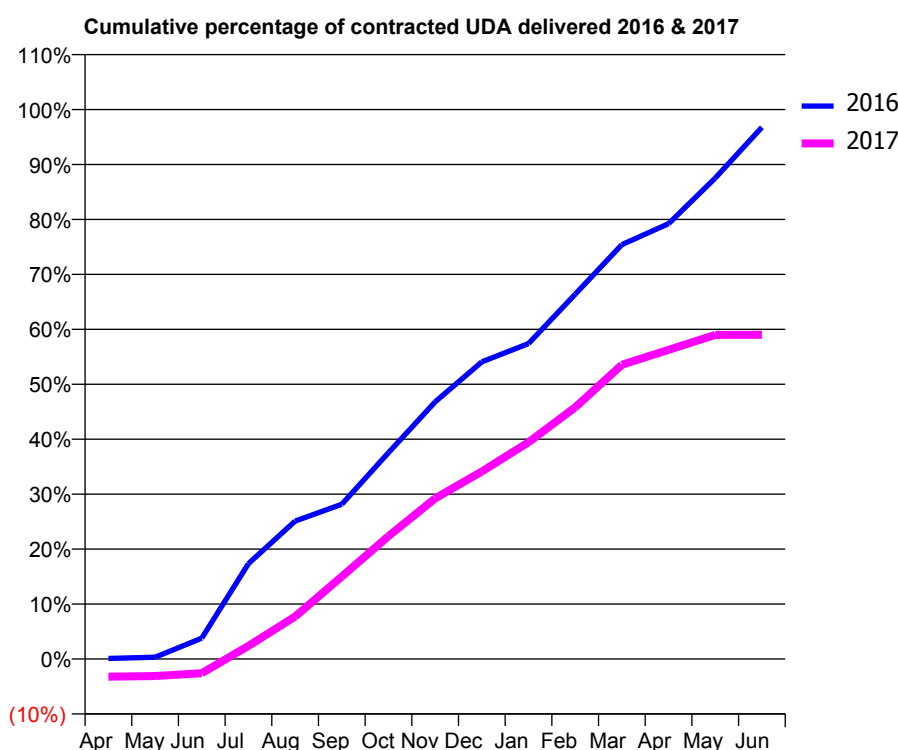
16/17 Contracted general activity (UDA)	8,541
Carry forward general activity (UDA)	277
16/17 Contracted orthodontic activity (UOA)	0
Carry forward orthodontic activity (UOA)	0
Baseline contract value	£201,983.88

ACCESS*

Patients seen in 24 months	Total	Change since previous quarter
Quarter ending March 2016	1,793	
Quarter ending June 2016	1,796	→
Quarter ending September 2016	1,780	→
Quarter ending December 2016	1,703	↓
Quarter ending March 2017	1,577	↓
Variance since March 2016	(12.0%)	↓



ACTIVITY



Adjusted Scheduled Activity (UDA)		
Month	2016	2017
April	10	-277
May	27	-266
June	324	-222
July	1,482	204
August	2,143	660
September	2,405	1,282
October	3,207	1,909
November	3,998	2,497
December	4,619	2,916
January	4,903	3,369
February	5,669	3,912
March	6,440	4,574
April	6,766	4,806
May	7,475	5,037
June	8,265	5,040

QUALITY

	Quantity	Base Number	Contract	AT	Region	England
% of FP17s for the same patient ID Re-attending within 3 months - Children	93	576	16.1%	11.9%	11.9%	12.3%
% of FP17s for the same patient ID Re-attending within 3 months - Adults	324	1,659	19.5%	15.7%	16.6%	16.7%
% of FP17s for the same patient ID Re-attending between 3 & 9 months - Children	314	576	54.5%	57.2%	60.2%	57.6%
% of FP17s for the same patient ID Re-attending between 3 & 9 months - Adults	649	1,659	39.1%	48.2%	51.5%	50.1%
% of FP17s for Band 1 Urgent Courses	272	1,768	15.4%	9.7%	9.5%	9.1%
% of FP17s Relating to Free Repair or Replacements	0	1,768	0.0%	0.8%	0.7%	0.8%
% of FP17s Relating to Continuations	42	1,768	2.4%	0.9%	1.2%	1.2%
% of Patients satisfied with the dentistry they have received	8	8	N/A	93.1%	93.1%	92.8%
% of Patients satisfied with the time they had to wait for an appointment	8	8	N/A	89.9%	88.8%	88.7%

* This is based on patients treated on this contract for their most recent course of treatment. Figures in italics indicate the base number of FP17s or Patient Questionnaire responses are less than 100. N/A is shown where the base number of responses is less than 10 during the period. % is calculated as Quantity/Base number*100

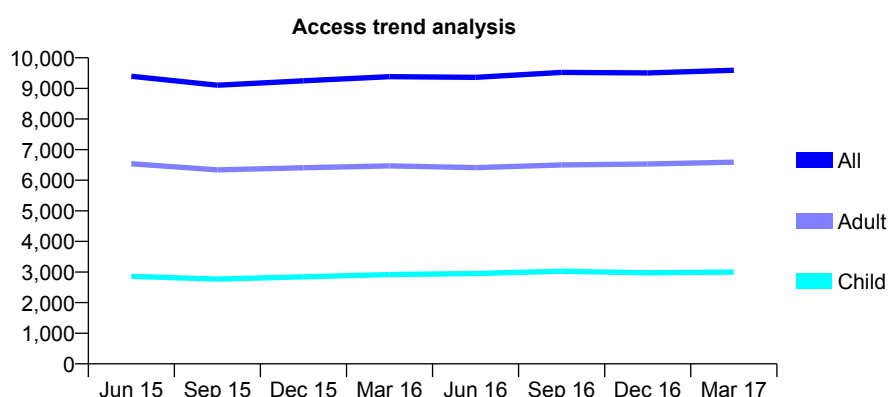
Q69 - Vital Signs At a Glance Contract Report for 133752/0001 - Year end March 2017

Name or company name	Winnersh Dental Practice Ltd
Contract type name	GDS Contract
Purpose of contract	General
Contract start date	05/02/2010
Contract end date	

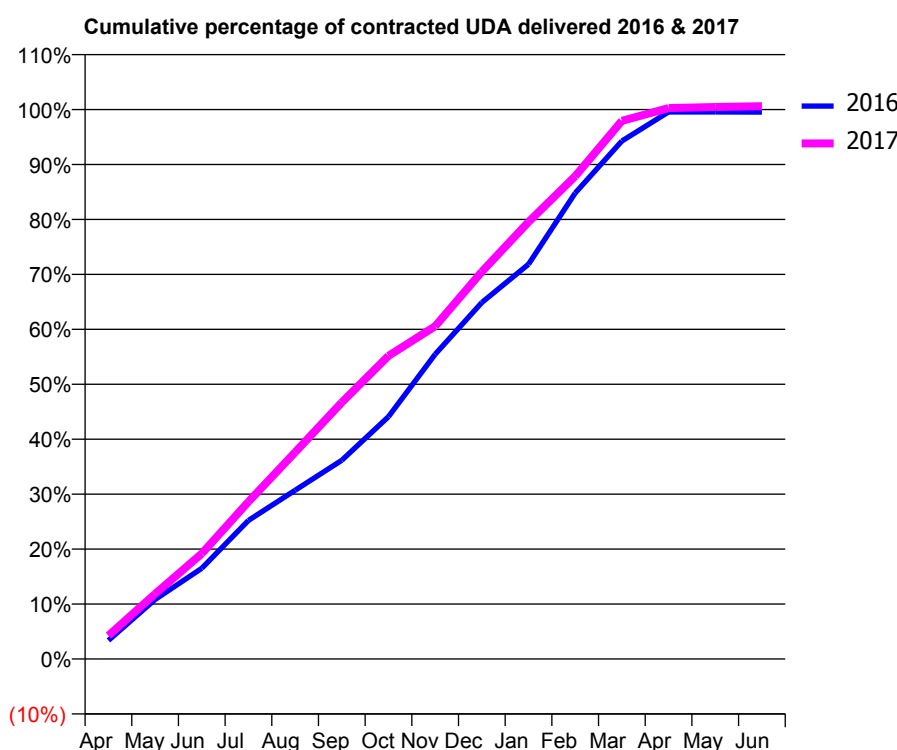
16/17 Contracted general activity (UDA)	23,809
Carry forward general activity (UDA)	109
16/17 Contracted orthodontic activity (UOA)	0
Carry forward orthodontic activity (UOA)	0
Baseline contract value	£580,401.61

ACCESS*

Patients seen in 24 months	Total	Change since previous quarter
Quarter ending March 2016	9,385	
Quarter ending June 2016	9,360	→
Quarter ending September 2016	9,525	→
Quarter ending December 2016	9,504	→
Quarter ending March 2017	9,593	→
Variance since March 2016	2.2%	↑



ACTIVITY



Adjusted Scheduled Activity (UDA)		
Month	2016	2017
April	806	1,015
May	2,583	2,824
June	3,930	4,566
July	6,004	6,815
August	7,313	8,956
September	8,611	11,119
October	10,502	13,135
November	13,206	14,420
December	15,446	16,779
January	17,105	18,934
February	20,189	20,920
March	22,444	23,315
April	23,702	23,873
May	23,704	23,916
June	23,700	23,952

QUALITY

	Quantity	Base Number	Contract	AT	Region	England
% of FP17s for the same patient ID Re-attending within 3 months - Children	408	4,613	8.8%	11.9%	11.9%	12.3%
% of FP17s for the same patient ID Re-attending within 3 months - Adults	1,341	8,410	15.9%	15.7%	16.6%	16.7%
% of FP17s for the same patient ID Re-attending between 3 & 9 months - Children	2,871	4,613	62.2%	57.2%	60.2%	57.6%
% of FP17s for the same patient ID Re-attending between 3 & 9 months - Adults	4,164	8,410	49.5%	48.2%	51.5%	50.1%
% of FP17s for Band 1 Urgent Courses	1,052	11,989	8.8%	9.7%	9.5%	9.1%
% of FP17s Relating to Free Repair or Replacements	132	11,989	1.1%	0.8%	0.7%	0.8%
% of FP17s Relating to Continuations	66	11,989	0.6%	0.9%	1.2%	1.2%
% of Patients satisfied with the dentistry they have received	16	16	100.0%	93.1%	93.1%	92.8%
% of Patients satisfied with the time they had to wait for an appointment	14	16	87.5%	89.9%	88.8%	88.7%

* This is based on patients treated on this contract for their most recent course of treatment. Figures in italics indicate the base number of FP17s or Patient Questionnaire responses are less than 100. N/A is shown where the base number of responses is less than 10 during the period. % is calculated as Quantity/Base number*100

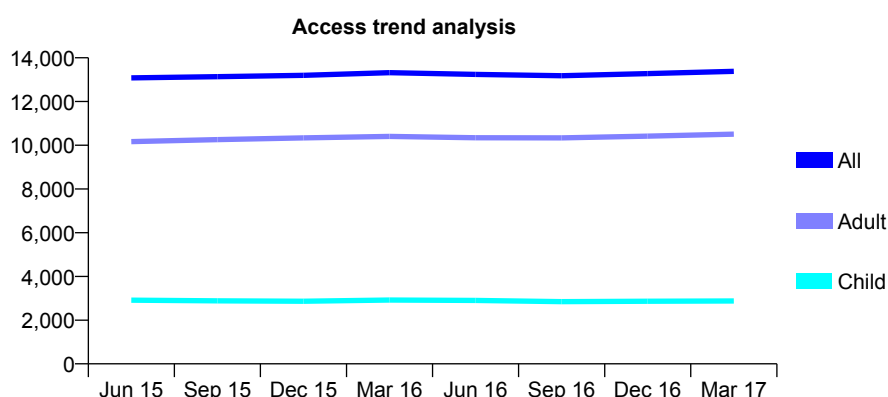
Q69 - Vital Signs At a Glance Contract Report for 134384/0001 - Year end March 2017

Name or company name	Cambridge Street Dental Practice LTD
Contract type name	GDS Contract
Purpose of contract	General
Contract start date	01/05/2013
Contract end date	

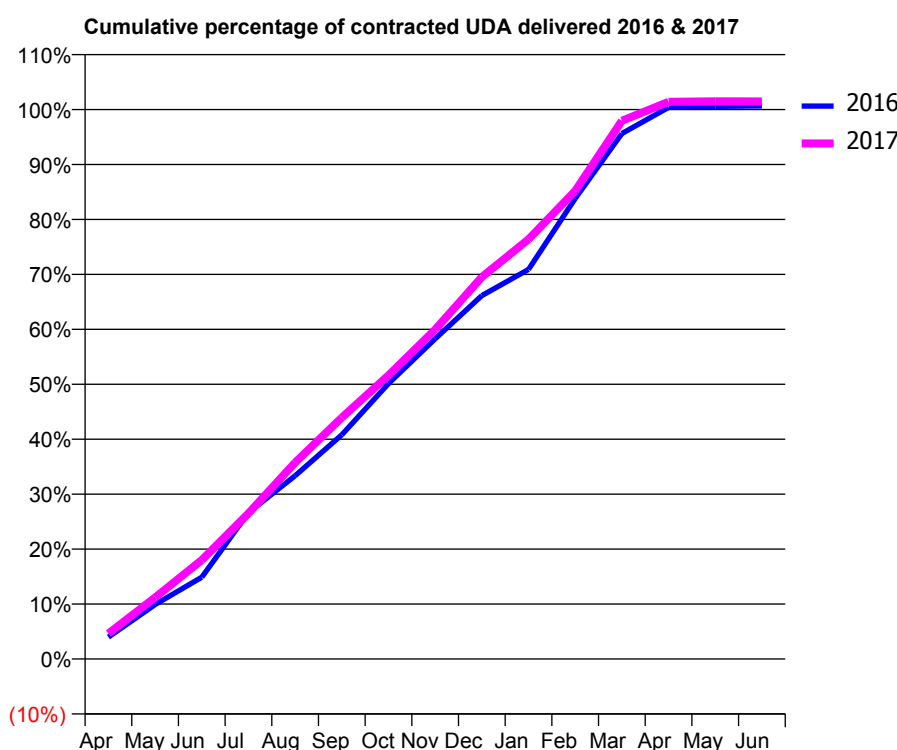
16/17 Contracted general activity (UDA)	40,939
Carry forward general activity (UDA)	-268
16/17 Contracted orthodontic activity (UOA)	0
Carry forward orthodontic activity (UOA)	0
Baseline contract value	£987,900.40

ACCESS*

Patients seen in 24 months	Total	Change since previous quarter
Quarter ending March 2016	13,320	
Quarter ending June 2016	13,243	→
Quarter ending September 2016	13,182	→
Quarter ending December 2016	13,279	→
Quarter ending March 2017	13,381	→
Variance since March 2016	0.5%	→



ACTIVITY



Month	Adjusted Scheduled Activity (UDA)	
	2016	2017
April	1,638	1,901
May	4,061	4,583
June	6,092	7,378
July	10,904	10,851
August	13,658	14,644
September	16,701	17,991
October	20,516	21,134
November	23,855	24,540
December	27,077	28,457
January	29,021	31,271
February	34,313	34,872
March	39,150	40,101
April	41,097	41,515
May	41,174	41,552
June	41,207	41,543

QUALITY

	Quantity	Base Number	Contract	AT	Region	England
% of FP17s for the same patient ID Re-attending within 3 months - Children	422	4,377	9.6%	11.9%	11.9%	12.3%
% of FP17s for the same patient ID Re-attending within 3 months - Adults	2,752	14,674	18.8%	15.7%	16.6%	16.7%
% of FP17s for the same patient ID Re-attending between 3 & 9 months - Children	2,402	4,377	54.9%	57.2%	60.2%	57.6%
% of FP17s for the same patient ID Re-attending between 3 & 9 months - Adults	6,837	14,674	46.6%	48.2%	51.5%	50.1%
% of FP17s for Band 1 Urgent Courses	2,395	18,867	12.7%	9.7%	9.5%	9.1%
% of FP17s Relating to Free Repair or Replacements	245	18,867	1.3%	0.8%	0.7%	0.8%
% of FP17s Relating to Continuations	198	18,867	1.0%	0.9%	1.2%	1.2%
% of Patients satisfied with the dentistry they have received	37	39	94.9%	93.1%	93.1%	92.8%
% of Patients satisfied with the time they had to wait for an appointment	39	39	100.0%	89.9%	88.8%	88.7%

* This is based on patients treated on this contract for their most recent course of treatment. Figures in italics indicate the base number of FP17s or Patient Questionnaire responses are less than 100. N/A is shown where the base number of responses is less than 10 during the period. % is calculated as Quantity/Base number*100

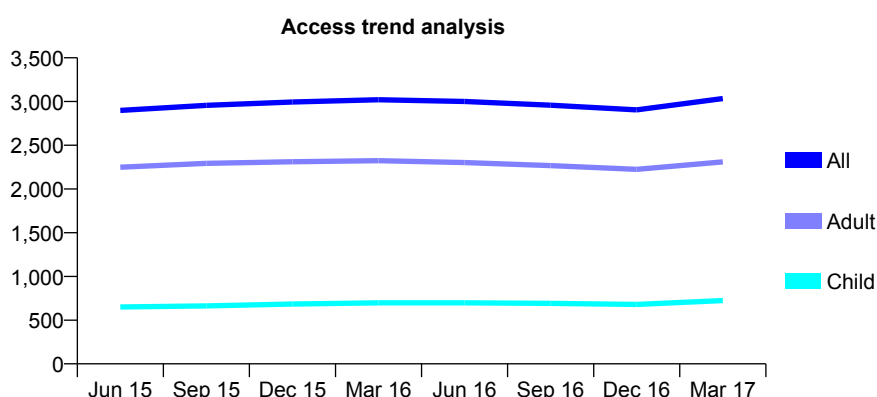
Q69 - Vital Signs At a Glance Contract Report for 136425/0001 - Year end March 2017

Name or company name	Barsar Ltd
Contract type name	GDS Contract
Purpose of contract	General
Contract start date	01/09/2011
Contract end date	

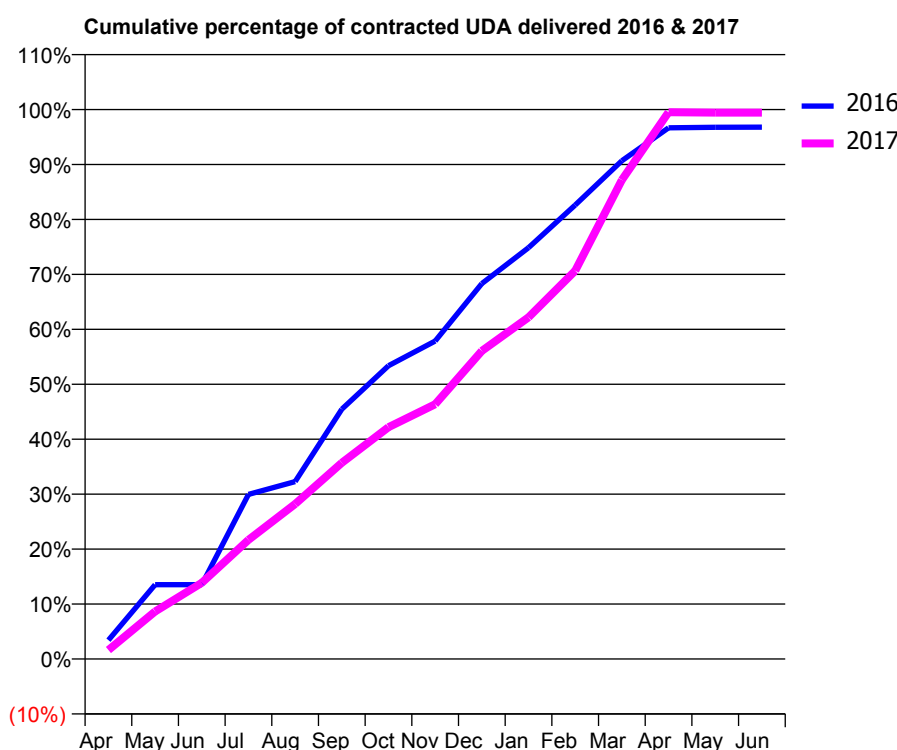
16/17 Contracted general activity (UDA)	7,016
Carry forward general activity (UDA)	236
16/17 Contracted orthodontic activity (UOA)	0
Carry forward orthodontic activity (UOA)	0
Baseline contract value	£146,791.73

ACCESS*

Patients seen in 24 months	Total	Change since previous quarter
Quarter ending March 2016	3,021	
Quarter ending June 2016	3,000	→
Quarter ending September 2016	2,958	↓
Quarter ending December 2016	2,904	↓
Quarter ending March 2017	3,034	↑
Variance since March 2016	0.4%	→



ACTIVITY



Adjusted Scheduled Activity (UDA)		
Month	2016	2017
April	252	114
May	994	607
June	994	974
July	2,201	1,522
August	2,372	1,978
September	3,340	2,506
October	3,921	2,961
November	4,250	3,252
December	5,020	3,934
January	5,498	4,363
February	6,069	4,957
March	6,661	6,117
April	7,101	6,981
May	7,109	6,977
June	7,110	6,976

QUALITY

	Quantity	Base Number	Contract	AT	Region	England
% of FP17s for the same patient ID Re-attending within 3 months - Children	79	929	8.5%	11.9%	11.9%	12.3%
% of FP17s for the same patient ID Re-attending within 3 months - Adults	549	3,039	18.1%	15.7%	16.6%	16.7%
% of FP17s for the same patient ID Re-attending between 3 & 9 months - Children	428	929	46.1%	57.2%	60.2%	57.6%
% of FP17s for the same patient ID Re-attending between 3 & 9 months - Adults	1,355	3,039	44.6%	48.2%	51.5%	50.1%
% of FP17s for Band 1 Urgent Courses	434	3,318	13.1%	9.7%	9.5%	9.1%
% of FP17s Relating to Free Repair or Replacements	46	3,318	1.4%	0.8%	0.7%	0.8%
% of FP17s Relating to Continuations	17	3,318	0.5%	0.9%	1.2%	1.2%
% of Patients satisfied with the dentistry they have received	2	3	N/A	93.1%	93.1%	92.8%
% of Patients satisfied with the time they had to wait for an appointment	2	3	N/A	89.9%	88.8%	88.7%

* This is based on patients treated on this contract for their most recent course of treatment. Figures in italics indicate the base number of FP17s or Patient Questionnaire responses are less than 100. N/A is shown where the base number of responses is less than 10 during the period. % is calculated as Quantity/Base number*100

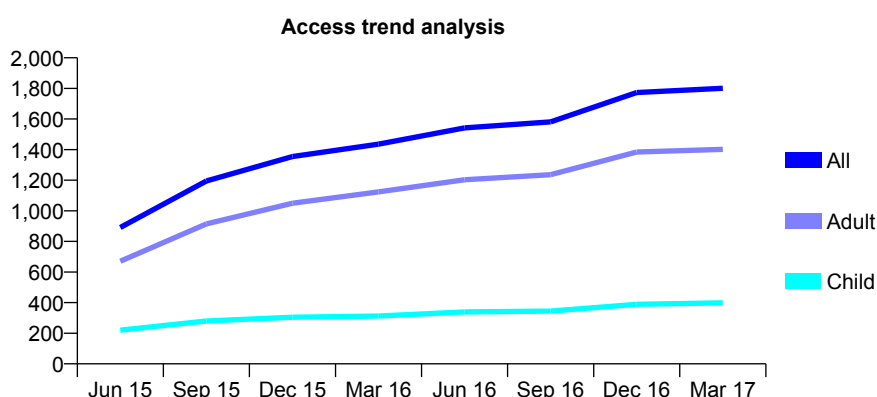
Q69 - Vital Signs At a Glance Contract Report for 136425/0002 - Year end March 2017

Name or company name	Barsar Ltd
Contract type name	GDS Contract
Purpose of contract	General
Contract start date	20/01/2015
Contract end date	

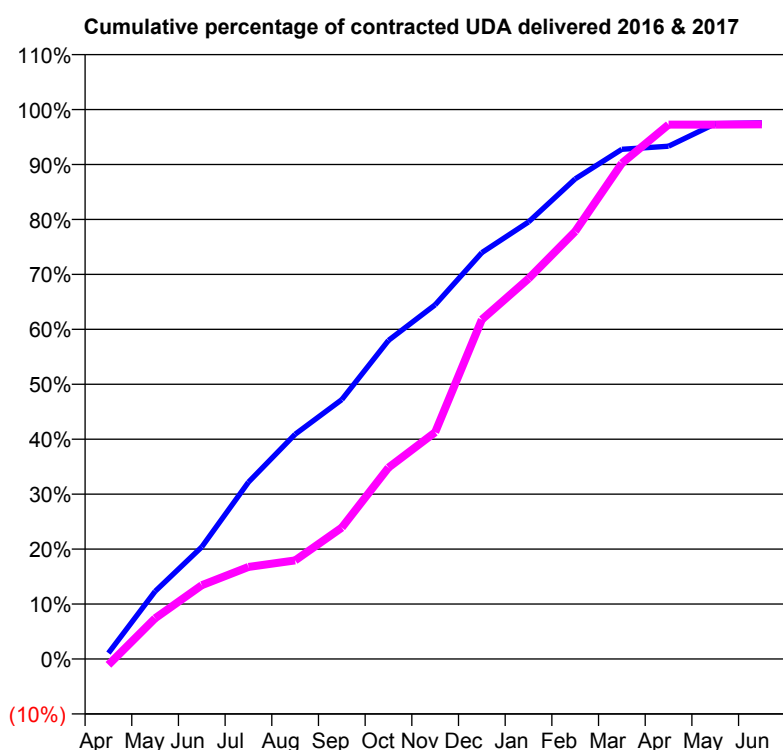
16/17 Contracted general activity (UDA)	4,510
Carry forward general activity (UDA)	110
16/17 Contracted orthodontic activity (UOA)	0
Carry forward orthodontic activity (UOA)	0
Baseline contract value	£95,732.65

ACCESS*

Patients seen in 24 months	Total	Change since previous quarter
Quarter ending March 2016	1,436	
Quarter ending June 2016	1,542	↑
Quarter ending September 2016	1,581	↑
Quarter ending December 2016	1,773	↑
Quarter ending March 2017	1,801	→
Variance since March 2016	25.4%	↑



ACTIVITY



Adjusted Scheduled Activity (UDA)		
Month	2016	2017
April	48	-49
May	555	334
June	920	606
July	1,451	756
August	1,845	809
September	2,129	1,079
October	2,615	1,571
November	2,907	1,861
December	3,336	2,785
January	3,587	3,122
February	3,940	3,509
March	4,183	4,068
April	4,209	4,386
May	4,393	4,386
June	4,400	4,388

QUALITY

	Quantity	Base Number	Contract	AT	Region	England
% of FP17s for the same patient ID Re-attending within 3 months - Children	43	599	7.2%	11.9%	11.9%	12.3%
% of FP17s for the same patient ID Re-attending within 3 months - Adults	247	1,805	13.7%	15.7%	16.6%	16.7%
% of FP17s for the same patient ID Re-attending between 3 & 9 months - Children	346	599	57.8%	57.2%	60.2%	57.6%
% of FP17s for the same patient ID Re-attending between 3 & 9 months - Adults	829	1,805	45.9%	48.2%	51.5%	50.1%
% of FP17s for Band 1 Urgent Courses	335	2,401	14.0%	9.7%	9.5%	9.1%
% of FP17s Relating to Free Repair or Replacements	12	2,401	0.5%	0.8%	0.7%	0.8%
% of FP17s Relating to Continuations	3	2,401	0.1%	0.9%	1.2%	1.2%
% of Patients satisfied with the dentistry they have received	4	4	N/A	93.1%	93.1%	92.8%
% of Patients satisfied with the time they had to wait for an appointment	3	4	N/A	89.9%	88.8%	88.7%

* This is based on patients treated on this contract for their most recent course of treatment. Figures in italics indicate the base number of FP17s or Patient Questionnaire responses are less than 100. N/A is shown where the base number of responses is less than 10 during the period. % is calculated as Quantity/Base number*100

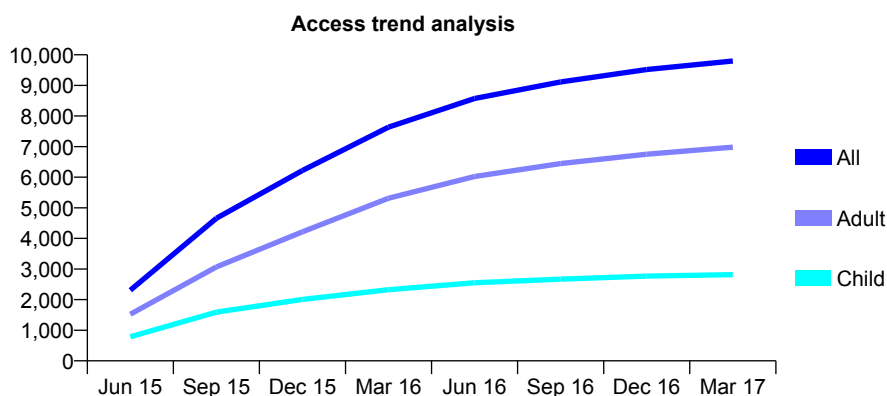
Q69 - Vital Signs At a Glance Contract Report for 137588/0006 - Year end March 2017

Name or company name	Damira Dental Studios Ltd
Contract type name	Pilot Contract
Purpose of contract	General
Contract start date	01/04/2015
Contract end date	

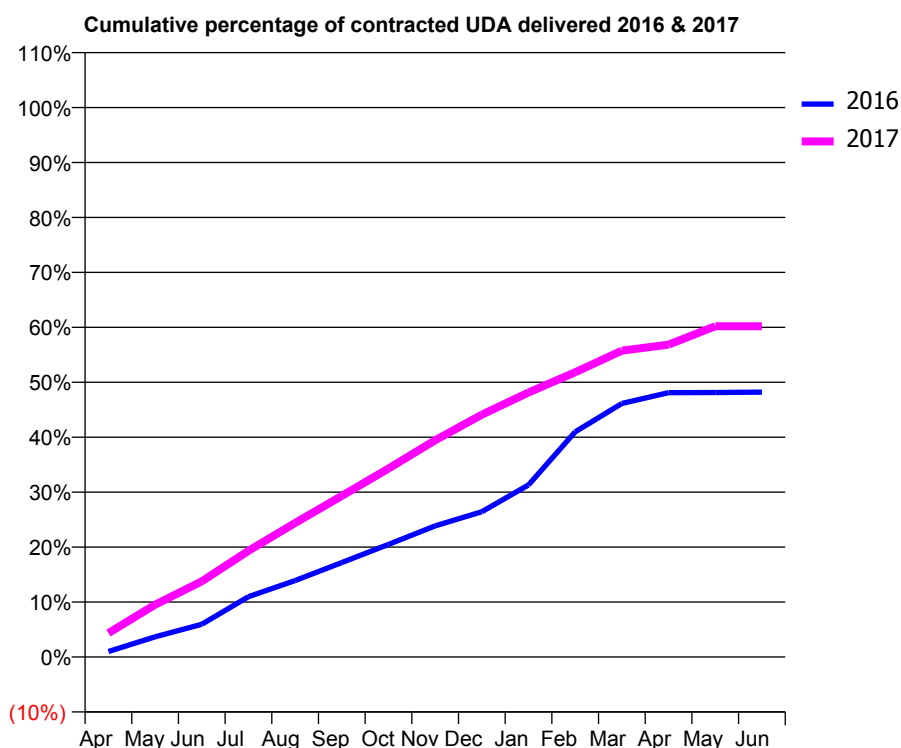
16/17 Contracted general activity (UDA)	46,702
Carry forward general activity (UDA)	0
16/17 Contracted orthodontic activity (UOA)	0
Carry forward orthodontic activity (UOA)	0
Baseline contract value	£1,202,186.18

ACCESS*

Patients seen in 24 months	Total	Change since previous quarter
Quarter ending March 2016	7,636	
Quarter ending June 2016	8,573	↑
Quarter ending September 2016	9,114	↑
Quarter ending December 2016	9,520	↑
Quarter ending March 2017	9,797	↑
Variance since March 2016	28.3%	↑



ACTIVITY



Adjusted Scheduled Activity (UDA)		
Month	2016	2017
April	466	2,029
May	1,721	4,451
June	2,780	6,429
July	5,127	9,024
August	6,502	11,393
September	8,030	13,697
October	9,572	16,018
November	11,150	18,419
December	12,348	20,596
January	14,631	22,479
February	19,137	24,199
March	21,555	26,039
April	22,469	26,550
May	22,484	28,109
June	22,514	28,110

QUALITY

	Quantity	Base Number	Contract	AT	Region	England
% of FP17s for the same patient ID Re-attending within 3 months - Children	345	4,453	7.7%	11.9%	11.9%	12.3%
% of FP17s for the same patient ID Re-attending within 3 months - Adults	1,573	9,337	16.8%	15.7%	16.6%	16.7%
% of FP17s for the same patient ID Re-attending between 3 & 9 months - Children	2,721	4,453	61.1%	57.2%	60.2%	57.6%
% of FP17s for the same patient ID Re-attending between 3 & 9 months - Adults	4,134	9,337	44.3%	48.2%	51.5%	50.1%
% of FP17s for Band 1 Urgent Courses	1,833	14,310	12.8%	9.7%	9.5%	9.1%
% of FP17s Relating to Free Repair or Replacements	118	14,310	0.8%	0.8%	0.7%	0.8%
% of FP17s Relating to Continuations	91	14,310	0.6%	0.9%	1.2%	1.2%
% of Patients satisfied with the dentistry they have received	11	11	100.0%	93.1%	93.1%	92.8%
% of Patients satisfied with the time they had to wait for an appointment	7	11	63.6%	89.9%	88.8%	88.7%

* This is based on patients treated on this contract for their most recent course of treatment. Figures in italics indicate the base number of FP17s or Patient Questionnaire responses are less than 100. N/A is shown where the base number of responses is less than 10 during the period. % is calculated as Quantity/Base number*100

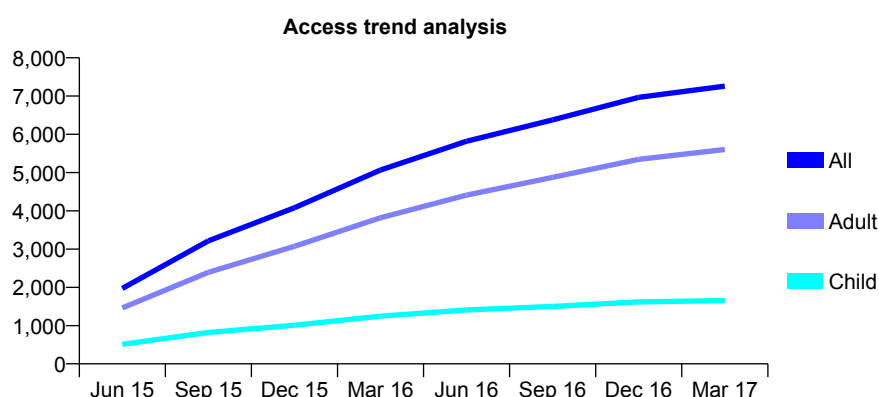
Q69 - Vital Signs At a Glance Contract Report for 137588/0007 - Year end March 2017

Name or company name	Damira Dental Studios Ltd
Contract type name	GDS Contract
Purpose of contract	General
Contract start date	01/04/2015
Contract end date	

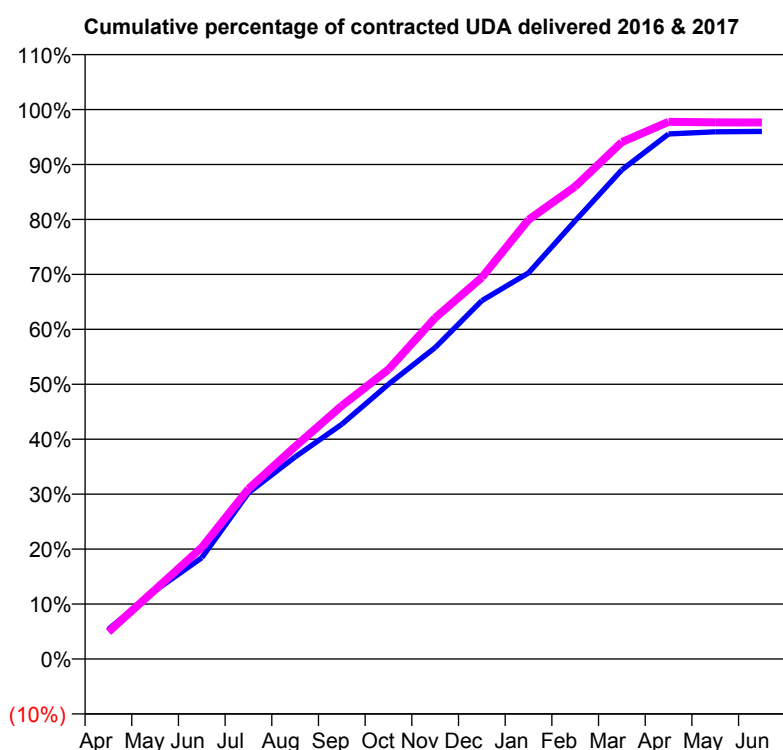
16/17 Contracted general activity (UDA)	22,500
Carry forward general activity (UDA)	0
16/17 Contracted orthodontic activity (UOA)	0
Carry forward orthodontic activity (UOA)	0
Baseline contract value	£542,958.81

ACCESS*

Patients seen in 24 months	Total	Change since previous quarter
Quarter ending March 2016	5,065	
Quarter ending June 2016	5,819	↑
Quarter ending September 2016	6,378	↑
Quarter ending December 2016	6,965	↑
Quarter ending March 2017	7,260	↑
Variance since March 2016	43.3%	↑



ACTIVITY



Month	Adjusted Scheduled Activity (UDA)	
	2016	2017
April	1,245	1,108
May	2,863	2,834
June	4,237	4,567
July	6,958	6,962
August	8,456	8,701
September	9,825	10,370
October	11,502	11,855
November	13,033	13,972
December	14,996	15,624
January	16,157	17,987
February	18,342	19,346
March	20,475	21,167
April	21,973	21,997
May	22,064	21,976
June	22,081	21,969

QUALITY

	Quantity	Base Number	Contract	AT	Region	England
% of FP17s for the same patient ID Re-attending within 3 months - Children	417	2,510	16.6%	11.9%	11.9%	12.3%
% of FP17s for the same patient ID Re-attending within 3 months - Adults	1,854	7,598	24.4%	15.7%	16.6%	16.7%
% of FP17s for the same patient ID Re-attending between 3 & 9 months - Children	1,044	2,510	41.6%	57.2%	60.2%	57.6%
% of FP17s for the same patient ID Re-attending between 3 & 9 months - Adults	2,527	7,598	33.3%	48.2%	51.5%	50.1%
% of FP17s for Band 1 Urgent Courses	2,449	9,755	25.1%	9.7%	9.5%	9.1%
% of FP17s Relating to Free Repair or Replacements	67	9,755	0.7%	0.8%	0.7%	0.8%
% of FP17s Relating to Continuations	65	9,755	0.7%	0.9%	1.2%	1.2%
% of Patients satisfied with the dentistry they have received	16	19	84.2%	93.1%	93.1%	92.8%
% of Patients satisfied with the time they had to wait for an appointment	17	19	89.5%	89.9%	88.8%	88.7%

* This is based on patients treated on this contract for their most recent course of treatment. Figures in italics indicate the base number of FP17s or Patient Questionnaire responses are less than 100. N/A is shown where the base number of responses is less than 10 during the period. % is calculated as Quantity/Base number*100

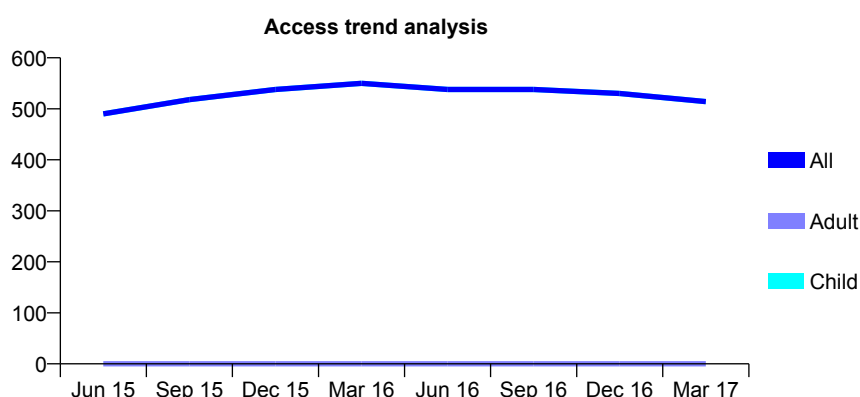
Q69 - Vital Signs At a Glance Contract Report for 138770/0001 - Year end March 2017

Name or company name	Greystone Dental Surgery
Contract type name	GDS Contract
Purpose of contract	General
Contract start date	18/03/2014
Contract end date	

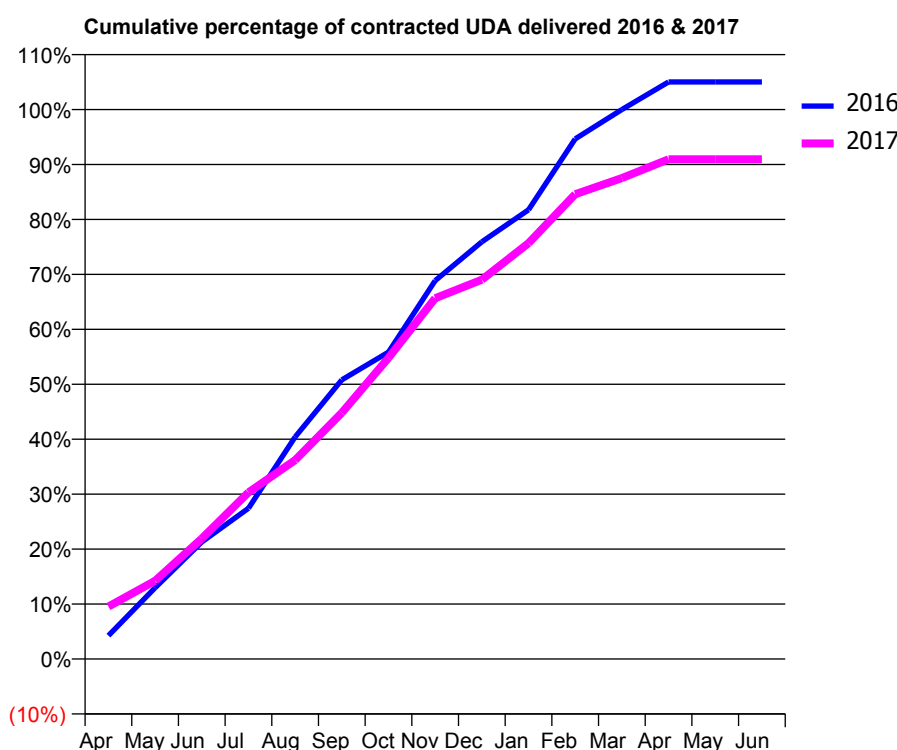
16/17 Contracted general activity (UDA)	963
Carry forward general activity (UDA)	-19
16/17 Contracted orthodontic activity (UOA)	0
Carry forward orthodontic activity (UOA)	0
Baseline contract value	£17,041.33

ACCESS*

Patients seen in 24 months	Total	Change since previous quarter
Quarter ending March 2016	550	
Quarter ending June 2016	538	↓
Quarter ending September 2016	538	→
Quarter ending December 2016	530	↓
Quarter ending March 2017	514	↓
Variance since March 2016	(6.5%)	↓



ACTIVITY



Month	Adjusted Scheduled Activity (UDA)	
	2016	2017
April	41	92
May	125	137
June	205	211
July	264	292
August	389	349
September	489	432
October	538	528
November	663	632
December	731	665
January	787	729
February	912	815
March	963	843
April	1,011	876
May	1,011	876
June	1,011	876

QUALITY

	Quantity	Base Number	Contract	AT	Region	England
% of FP17s for the same patient ID Re-attending within 3 months - Children	59	682	8.7%	11.9%	11.9%	12.3%
% of FP17s for the same patient ID Re-attending within 3 months - Adults	0	0	N/A	15.7%	16.6%	16.7%
% of FP17s for the same patient ID Re-attending between 3 & 9 months - Children	412	682	60.4%	57.2%	60.2%	57.6%
% of FP17s for the same patient ID Re-attending between 3 & 9 months - Adults	0	0	N/A	48.2%	51.5%	50.1%
% of FP17s for Band 1 Urgent Courses	19	667	2.8%	9.7%	9.5%	9.1%
% of FP17s Relating to Free Repair or Replacements	0	667	0.0%	0.8%	0.7%	0.8%
% of FP17s Relating to Continuations	18	667	2.7%	0.9%	1.2%	1.2%
% of Patients satisfied with the dentistry they have received	1	1	N/A	93.1%	93.1%	92.8%
% of Patients satisfied with the time they had to wait for an appointment	1	1	N/A	89.9%	88.8%	88.7%

* This is based on patients treated on this contract for their most recent course of treatment. Figures in italics indicate the base number of FP17s or Patient Questionnaire responses are less than 100. N/A is shown where the base number of responses is less than 10 during the period. % is calculated as Quantity/Base number*100

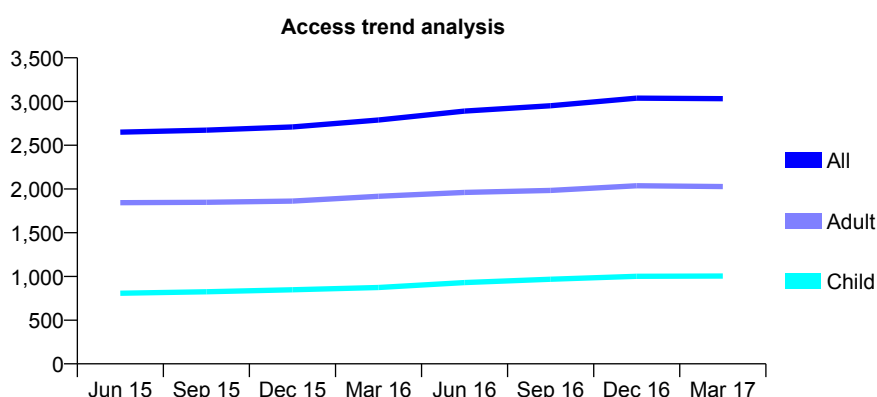
Q69 - Vital Signs At a Glance Contract Report for 139610/0001 - Year end March 2017

Name or company name	OPTIMA CARE (MAIDENHEAD) Ltd
Contract type name	PDS Plus Contract
Purpose of contract	General
Contract start date	01/11/2010
Contract end date	31/03/2017

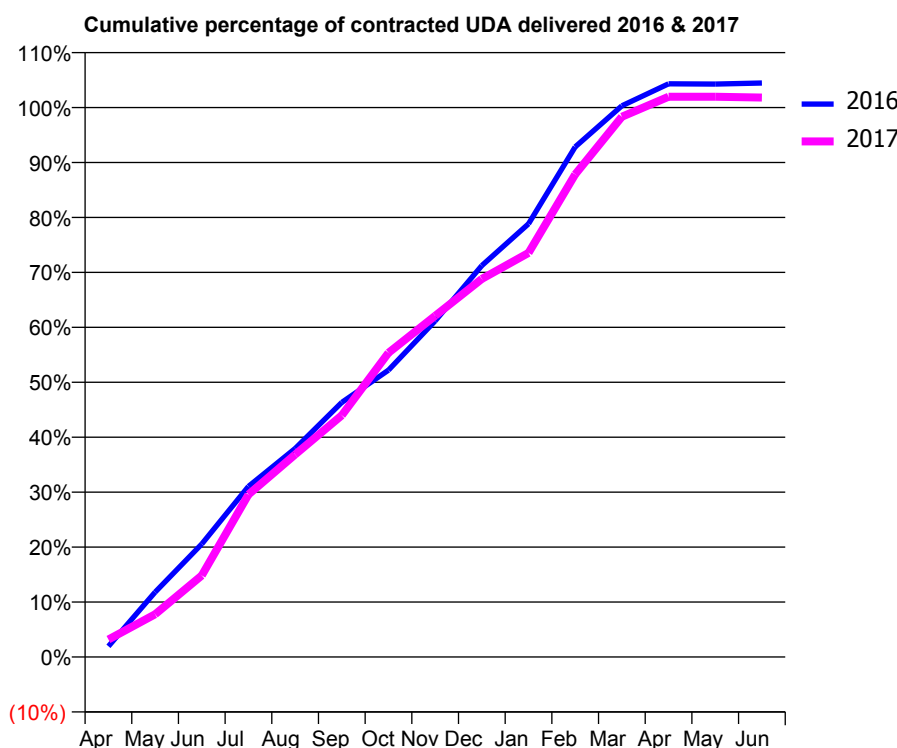
16/17 Contracted general activity (UDA)	7,560
Carry forward general activity (UDA)	-146
16/17 Contracted orthodontic activity (UOA)	0
Carry forward orthodontic activity (UOA)	0
Baseline contract value	£119,759.71

ACCESS*

Patients seen in 24 months	Total	Change since previous quarter
Quarter ending March 2016	2,789	
Quarter ending June 2016	2,890	↑
Quarter ending September 2016	2,952	↑
Quarter ending December 2016	3,038	↑
Quarter ending March 2017	3,032	→
Variance since March 2016	8.7%	↑



ACTIVITY



Month	Adjusted Scheduled Activity (UDA)	
	2016	2017
April	140	241
May	846	588
June	1,474	1,121
July	2,224	2,235
August	2,718	2,786
September	3,319	3,326
October	3,741	4,186
November	4,383	4,693
December	5,104	5,202
January	5,648	5,560
February	6,651	6,640
March	7,187	7,434
April	7,473	7,708
May	7,471	7,708
June	7,484	7,696

QUALITY

	Quantity	Base Number	Contract	AT	Region	England
% of FP17s for the same patient ID Re-attending within 3 months - Children	95	1,272	7.5%	11.9%	11.9%	12.3%
% of FP17s for the same patient ID Re-attending within 3 months - Adults	140	2,145	6.5%	15.7%	16.6%	16.7%
% of FP17s for the same patient ID Re-attending between 3 & 9 months - Children	524	1,272	41.2%	57.2%	60.2%	57.6%
% of FP17s for the same patient ID Re-attending between 3 & 9 months - Adults	761	2,145	35.5%	48.2%	51.5%	50.1%
% of FP17s for Band 1 Urgent Courses	177	3,098	5.7%	9.7%	9.5%	9.1%
% of FP17s Relating to Free Repair or Replacements	8	3,098	0.3%	0.8%	0.7%	0.8%
% of FP17s Relating to Continuations	2	3,098	0.1%	0.9%	1.2%	1.2%
% of Patients satisfied with the dentistry they have received	5	5	N/A	93.1%	93.1%	92.8%
% of Patients satisfied with the time they had to wait for an appointment	5	5	N/A	89.9%	88.8%	88.7%

* This is based on patients treated on this contract for their most recent course of treatment. Figures in italics indicate the base number of FP17s or Patient Questionnaire responses are less than 100. N/A is shown where the base number of responses is less than 10 during the period. % is calculated as Quantity/Base number*100

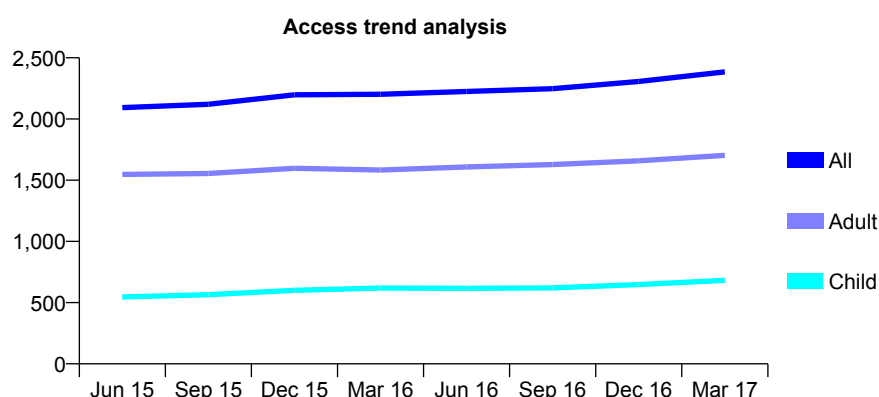
Q69 - Vital Signs At a Glance Contract Report for 139610/0002 - Year end March 2017

Name or company name	OPTIMA CARE (MAIDENHEAD) Ltd
Contract type name	GDS Contract
Purpose of contract	General
Contract start date	24/09/2012
Contract end date	

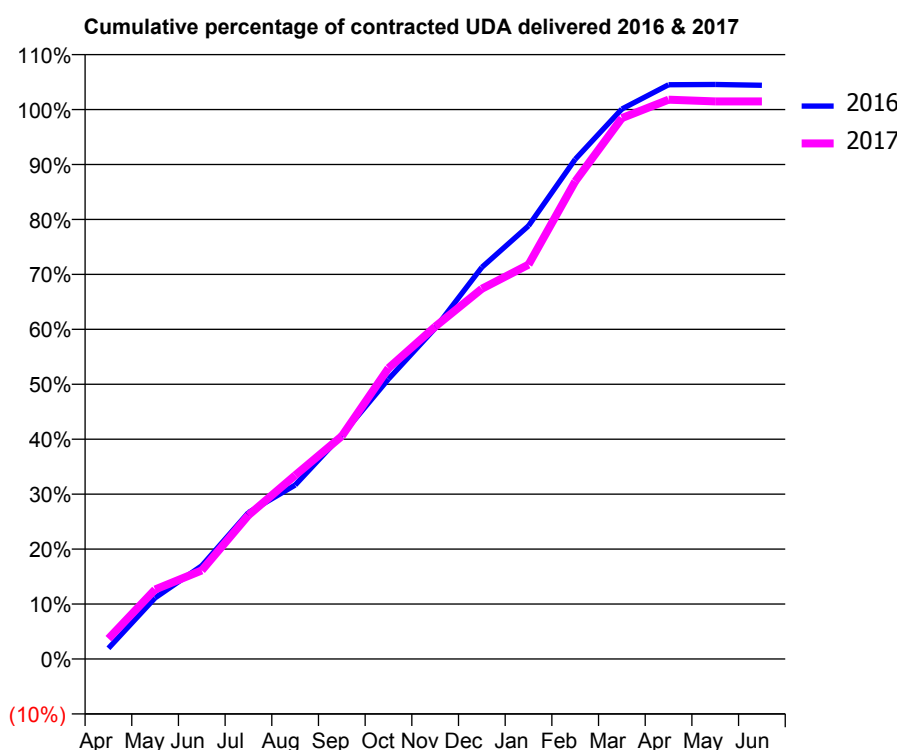
16/17 Contracted general activity (UDA)	5,030
Carry forward general activity (UDA)	-97
16/17 Contracted orthodontic activity (UOA)	0
Carry forward orthodontic activity (UOA)	0
Baseline contract value	£114,940.04

ACCESS*

Patients seen in 24 months	Total	Change since previous quarter
Quarter ending March 2016	2,202	
Quarter ending June 2016	2,225	→
Quarter ending September 2016	2,248	→
Quarter ending December 2016	2,307	↑
Quarter ending March 2017	2,385	↑
Variance since March 2016	8.3%	↑



ACTIVITY



Adjusted Scheduled Activity (UDA)		
Month	2016	2017
April	93	186
May	530	637
June	809	811
July	1,271	1,317
August	1,509	1,682
September	1,943	2,040
October	2,429	2,663
November	2,869	3,043
December	3,398	3,389
January	3,758	3,610
February	4,335	4,372
March	4,771	4,951
April	4,982	5,120
May	4,984	5,105
June	4,977	5,104

QUALITY

	Quantity	Base Number	Contract	AT	Region	England
% of FP17s for the same patient ID Re-attending within 3 months - Children	49	874	5.6%	11.9%	11.9%	12.3%
% of FP17s for the same patient ID Re-attending within 3 months - Adults	230	1,922	12.0%	15.7%	16.6%	16.7%
% of FP17s for the same patient ID Re-attending between 3 & 9 months - Children	402	874	46.0%	57.2%	60.2%	57.6%
% of FP17s for the same patient ID Re-attending between 3 & 9 months - Adults	703	1,922	36.6%	48.2%	51.5%	50.1%
% of FP17s for Band 1 Urgent Courses	233	2,149	10.8%	9.7%	9.5%	9.1%
% of FP17s Relating to Free Repair or Replacements	4	2,149	0.2%	0.8%	0.7%	0.8%
% of FP17s Relating to Continuations	7	2,149	0.3%	0.9%	1.2%	1.2%
% of Patients satisfied with the dentistry they have received	5	7	N/A	93.1%	93.1%	92.8%
% of Patients satisfied with the time they had to wait for an appointment	6	7	N/A	89.9%	88.8%	88.7%

* This is based on patients treated on this contract for their most recent course of treatment. Figures in italics indicate the base number of FP17s or Patient Questionnaire responses are less than 100. N/A is shown where the base number of responses is less than 10 during the period. % is calculated as Quantity/Base number*100

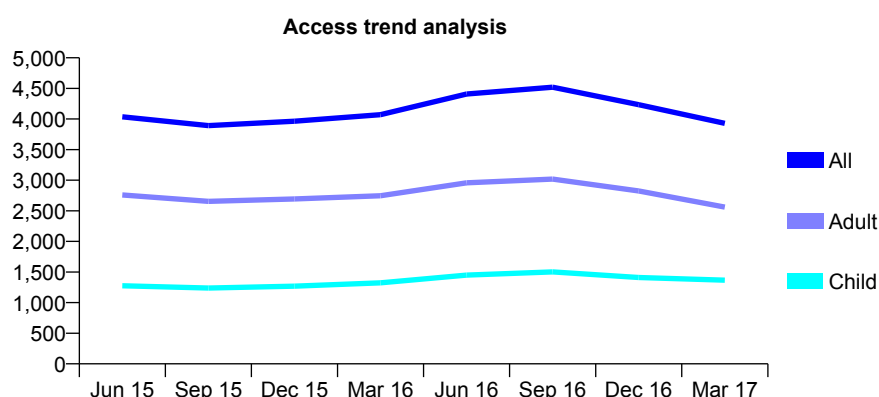
Q69 - Vital Signs At a Glance Contract Report for 139777/0001 - Year end March 2017

Name or company name	Alluradent Ltd
Contract type name	GDS Contract
Purpose of contract	General
Contract start date	01/12/2010
Contract end date	

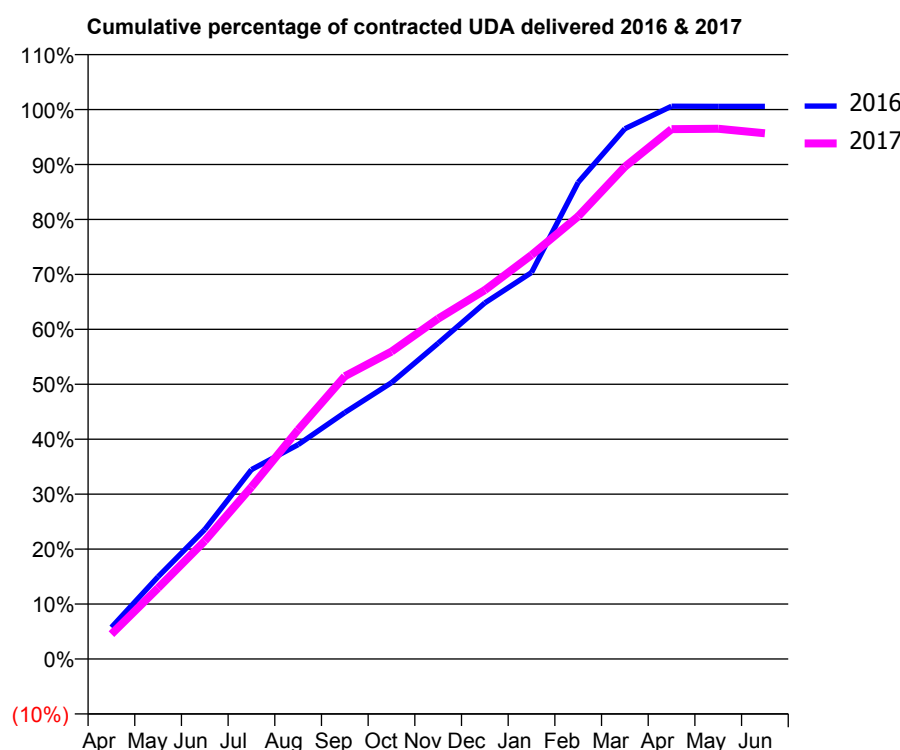
16/17 Contracted general activity (UDA)	6,996
Carry forward general activity (UDA)	123
16/17 Contracted orthodontic activity (UOA)	0
Carry forward orthodontic activity (UOA)	0
Baseline contract value	£159,352.71

ACCESS*

Patients seen in 24 months	Total	Change since previous quarter
Quarter ending March 2016	4,070	
Quarter ending June 2016	4,408	↑
Quarter ending September 2016	4,520	↑
Quarter ending December 2016	4,235	↓
Quarter ending March 2017	3,930	↓
Variance since March 2016	(3.4%)	↓



ACTIVITY



Adjusted Scheduled Activity (UDA)		
Month	2016	2017
April	413	317
May	1,074	903
June	1,688	1,503
July	2,468	2,192
August	2,792	2,919
September	3,211	3,600
October	3,602	3,914
November	4,116	4,334
December	4,640	4,697
January	5,036	5,143
February	6,210	5,635
March	6,910	6,267
April	7,204	6,747
May	7,201	6,751
June	7,201	6,692

QUALITY

	Quantity	Base Number	Contract	AT	Region	England
% of FP17s for the same patient ID Re-attending within 3 months - Children	119	1,691	7.0%	11.9%	11.9%	12.3%
% of FP17s for the same patient ID Re-attending within 3 months - Adults	401	2,782	14.4%	15.7%	16.6%	16.7%
% of FP17s for the same patient ID Re-attending between 3 & 9 months - Children	553	1,691	32.7%	57.2%	60.2%	57.6%
% of FP17s for the same patient ID Re-attending between 3 & 9 months - Adults	813	2,782	29.2%	48.2%	51.5%	50.1%
% of FP17s for Band 1 Urgent Courses	517	3,618	14.3%	9.7%	9.5%	9.1%
% of FP17s Relating to Free Repair or Replacements	29	3,618	0.8%	0.8%	0.7%	0.8%
% of FP17s Relating to Continuations	25	3,618	0.7%	0.9%	1.2%	1.2%
% of Patients satisfied with the dentistry they have received	11	13	84.6%	93.1%	93.1%	92.8%
% of Patients satisfied with the time they had to wait for an appointment	11	13	84.6%	89.9%	88.8%	88.7%

* This is based on patients treated on this contract for their most recent course of treatment. Figures in italics indicate the base number of FP17s or Patient Questionnaire responses are less than 100. N/A is shown where the base number of responses is less than 10 during the period. % is calculated as Quantity/Base number*100

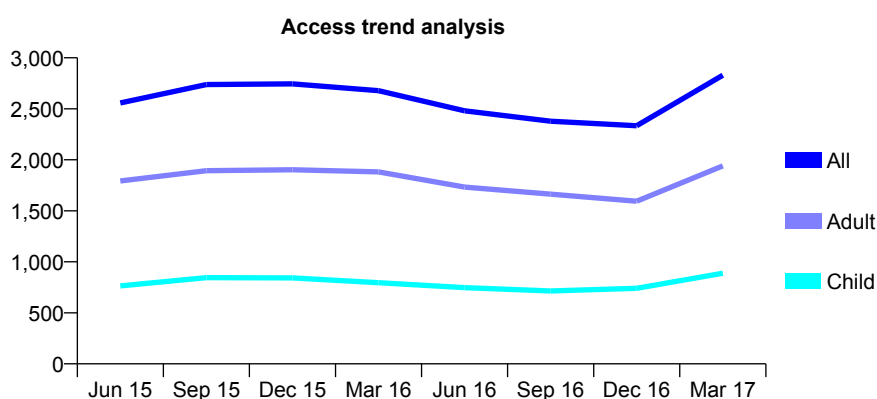
Q69 - Vital Signs At a Glance Contract Report for 139777/0002 - Year end March 2017

Name or company name	Alluradent Ltd
Contract type name	GDS Contract
Purpose of contract	General
Contract start date	01/12/2010
Contract end date	

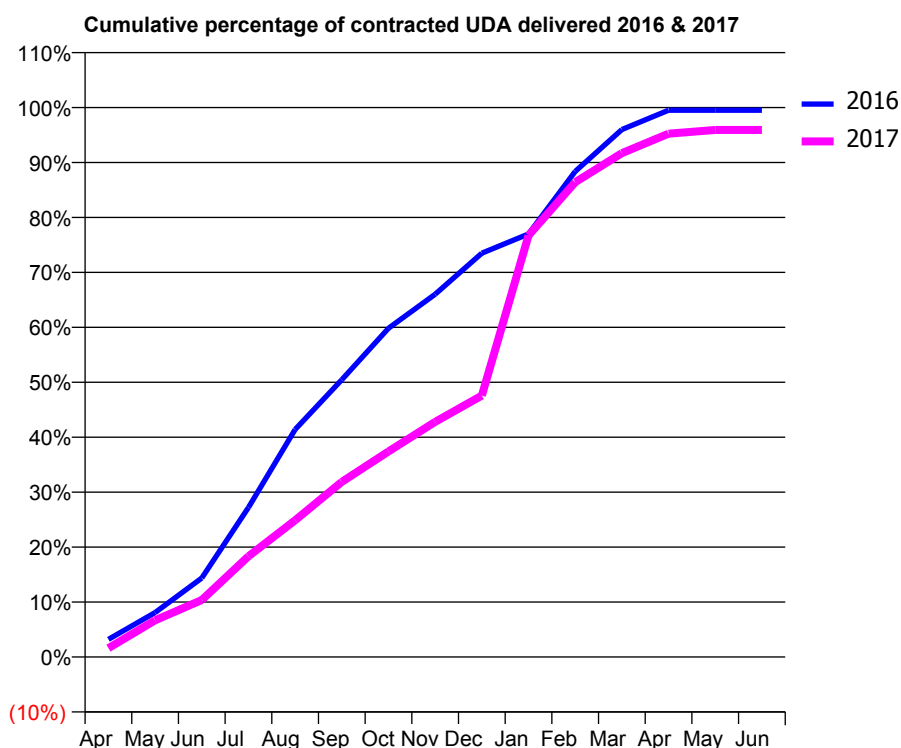
16/17 Contracted general activity (UDA)	6,300
Carry forward general activity (UDA)	180
16/17 Contracted orthodontic activity (UOA)	0
Carry forward orthodontic activity (UOA)	0
Baseline contract value	£143,241.72

ACCESS*

Patients seen in 24 months	Total	Change since previous quarter
Quarter ending March 2016	2,678	
Quarter ending June 2016	2,480	↓
Quarter ending September 2016	2,378	↓
Quarter ending December 2016	2,334	↓
Quarter ending March 2017	2,829	↑
Variance since March 2016	5.6%	↑



ACTIVITY



Adjusted Scheduled Activity (UDA)		
Month	2016	2017
April	208	101
May	523	421
June	927	653
July	1,755	1,156
August	2,670	1,568
September	3,255	2,009
October	3,858	2,356
November	4,256	2,695
December	4,739	2,998
January	4,964	4,833
February	5,698	5,444
March	6,190	5,777
April	6,416	6,000
May	6,416	6,043
June	6,416	6,043

QUALITY

	Quantity	Base Number	Contract	AT	Region	England
% of FP17s for the same patient ID Re-attending within 3 months - Children	45	1,041	4.3%	11.9%	11.9%	12.3%
% of FP17s for the same patient ID Re-attending within 3 months - Adults	235	2,171	10.8%	15.7%	16.6%	16.7%
% of FP17s for the same patient ID Re-attending between 3 & 9 months - Children	288	1,041	27.7%	57.2%	60.2%	57.6%
% of FP17s for the same patient ID Re-attending between 3 & 9 months - Adults	598	2,171	27.5%	48.2%	51.5%	50.1%
% of FP17s for Band 1 Urgent Courses	565	3,220	17.5%	9.7%	9.5%	9.1%
% of FP17s Relating to Free Repair or Replacements	27	3,220	0.8%	0.8%	0.7%	0.8%
% of FP17s Relating to Continuations	14	3,220	0.4%	0.9%	1.2%	1.2%
% of Patients satisfied with the dentistry they have received	6	6	N/A	93.1%	93.1%	92.8%
% of Patients satisfied with the time they had to wait for an appointment	4	6	N/A	89.9%	88.8%	88.7%

* This is based on patients treated on this contract for their most recent course of treatment. Figures in italics indicate the base number of FP17s or Patient Questionnaire responses are less than 100. N/A is shown where the base number of responses is less than 10 during the period. % is calculated as Quantity/Base number*100

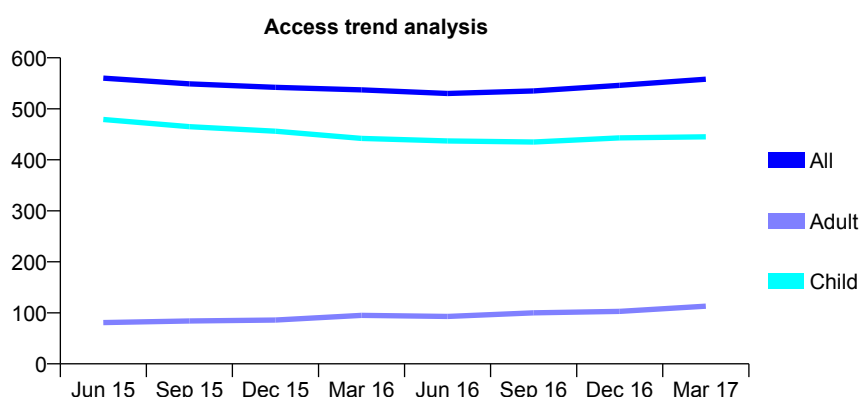
Q69 - Vital Signs At a Glance Contract Report for 139831/0001 - Year end March 2017

Name or company name	High Street Dental Practice (Pangbourne) L
Contract type name	GDS Contract
Purpose of contract	General
Contract start date	01/08/2010
Contract end date	

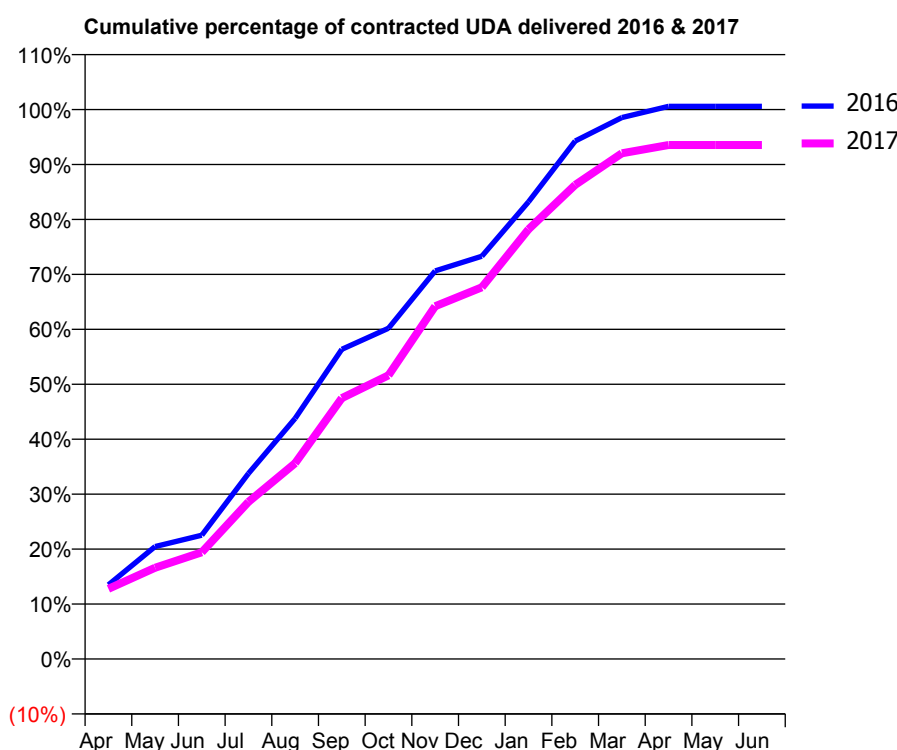
16/17 Contracted general activity (UDA)	940
Carry forward general activity (UDA)	-5
16/17 Contracted orthodontic activity (UOA)	0
Carry forward orthodontic activity (UOA)	0
Baseline contract value	£17,151.65

ACCESS*

Patients seen in 24 months	Total	Change since previous quarter
Quarter ending March 2016	537	
Quarter ending June 2016	530	↓
Quarter ending September 2016	535	→
Quarter ending December 2016	546	↑
Quarter ending March 2017	558	↑
Variance since March 2016	3.9%	↑



ACTIVITY



Month	Adjusted Scheduled Activity (UDA)	
	2016	2017
April	127	120
May	192	156
June	212	183
July	317	269
August	412	335
September	530	446
October	566	485
November	664	603
December	689	636
January	782	735
February	886	811
March	926	865
April	945	879
May	945	879
June	945	879

QUALITY

	Quantity	Base Number	Contract	AT	Region	England
% of FP17s for the same patient ID Re-attending within 3 months - Children	26	669	3.9%	11.9%	11.9%	12.3%
% of FP17s for the same patient ID Re-attending within 3 months - Adults	3	94	3.2%	15.7%	16.6%	16.7%
% of FP17s for the same patient ID Re-attending between 3 & 9 months - Children	398	669	59.5%	57.2%	60.2%	57.6%
% of FP17s for the same patient ID Re-attending between 3 & 9 months - Adults	55	94	58.5%	48.2%	51.5%	50.1%
% of FP17s for Band 1 Urgent Courses	11	756	1.5%	9.7%	9.5%	9.1%
% of FP17s Relating to Free Repair or Replacements	0	756	0.0%	0.8%	0.7%	0.8%
% of FP17s Relating to Continuations	0	756	0.0%	0.9%	1.2%	1.2%
% of Patients satisfied with the dentistry they have received	0	0	N/A	93.1%	93.1%	92.8%
% of Patients satisfied with the time they had to wait for an appointment	0	0	N/A	89.9%	88.8%	88.7%

* This is based on patients treated on this contract for their most recent course of treatment. Figures in italics indicate the base number of FP17s or Patient Questionnaire responses are less than 100. N/A is shown where the base number of responses is less than 10 during the period. % is calculated as Quantity/Base number*100

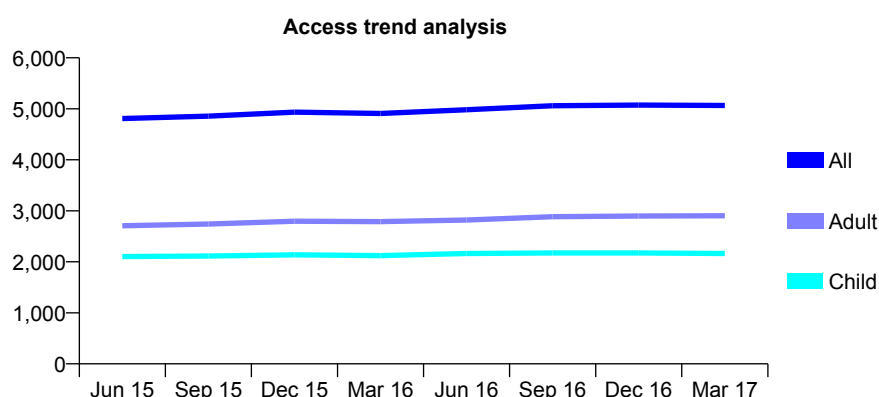
Q69 - Vital Signs At a Glance Contract Report for 140694/0001 - Year end March 2017

Name or company name	Abbey D. Surgery Ltd
Contract type name	GDS Contract
Purpose of contract	General
Contract start date	01/04/2008
Contract end date	

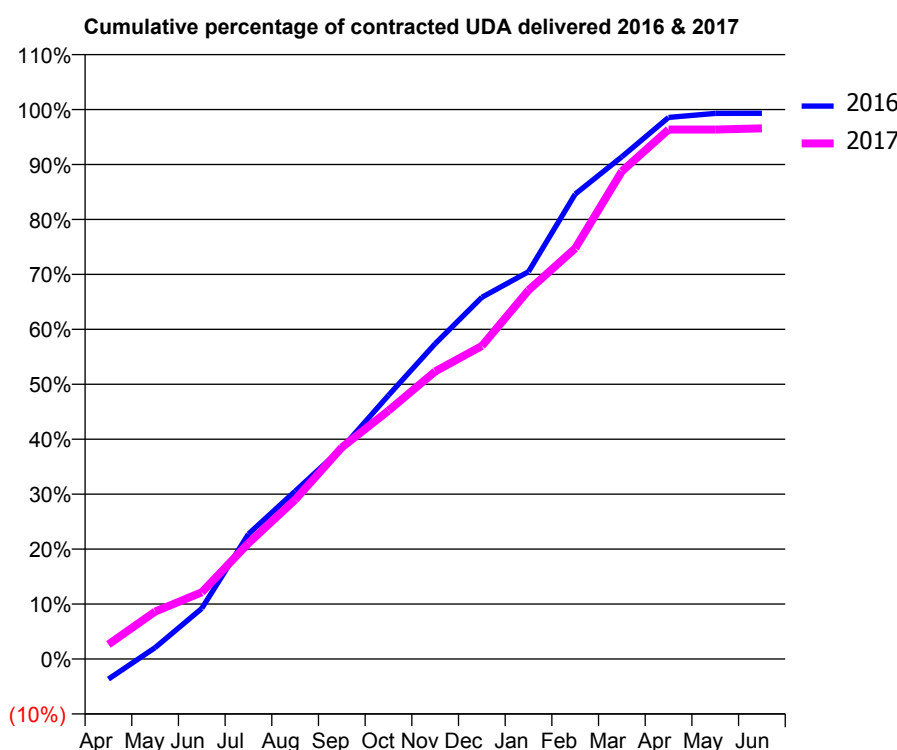
16/17 Contracted general activity (UDA)	15,878
Carry forward general activity (UDA)	109
16/17 Contracted orthodontic activity (UOA)	0
Carry forward orthodontic activity (UOA)	0
Baseline contract value	£430,830.29

ACCESS*

Patients seen in 24 months	Total	Change since previous quarter
Quarter ending March 2016	4,909	
Quarter ending June 2016	4,982	→
Quarter ending September 2016	5,059	→
Quarter ending December 2016	5,074	→
Quarter ending March 2017	5,066	→
Variance since March 2016	3.2%	↑



ACTIVITY



Adjusted Scheduled Activity (UDA)		
Month	2016	2017
April	-582	421
May	329	1,368
June	1,464	1,928
July	3,612	3,345
August	4,847	4,602
September	6,090	6,112
October	7,620	7,178
November	9,111	8,310
December	10,451	9,047
January	11,190	10,655
February	13,434	11,866
March	14,512	14,091
April	15,648	15,299
May	15,766	15,299
June	15,769	15,334

QUALITY

	Quantity	Base Number	Contract	AT	Region	England
% of FP17s for the same patient ID Re-attending within 3 months - Children	392	2,771	14.1%	11.9%	11.9%	12.3%
% of FP17s for the same patient ID Re-attending within 3 months - Adults	763	3,008	25.4%	15.7%	16.6%	16.7%
% of FP17s for the same patient ID Re-attending between 3 & 9 months - Children	927	2,771	33.5%	57.2%	60.2%	57.6%
% of FP17s for the same patient ID Re-attending between 3 & 9 months - Adults	713	3,008	23.7%	48.2%	51.5%	50.1%
% of FP17s for Band 1 Urgent Courses	854	4,829	17.7%	9.7%	9.5%	9.1%
% of FP17s Relating to Free Repair or Replacements	34	4,829	0.7%	0.8%	0.7%	0.8%
% of FP17s Relating to Continuations	97	4,829	2.0%	0.9%	1.2%	1.2%
% of Patients satisfied with the dentistry they have received	5	6	N/A	93.1%	93.1%	92.8%
% of Patients satisfied with the time they had to wait for an appointment	5	6	N/A	89.9%	88.8%	88.7%

* This is based on patients treated on this contract for their most recent course of treatment. Figures in italics indicate the base number of FP17s or Patient Questionnaire responses are less than 100. N/A is shown where the base number of responses is less than 10 during the period. % is calculated as Quantity/Base number*100

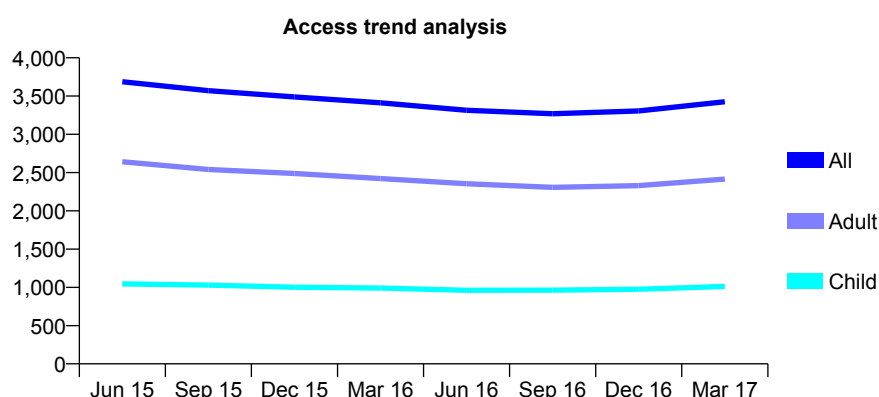
Q69 - Vital Signs At a Glance Contract Report for 142379/0001 - Year end March 2017

Name or company name	Bicester Dental Care
Contract type name	GDS Contract
Purpose of contract	General
Contract start date	01/10/2011
Contract end date	

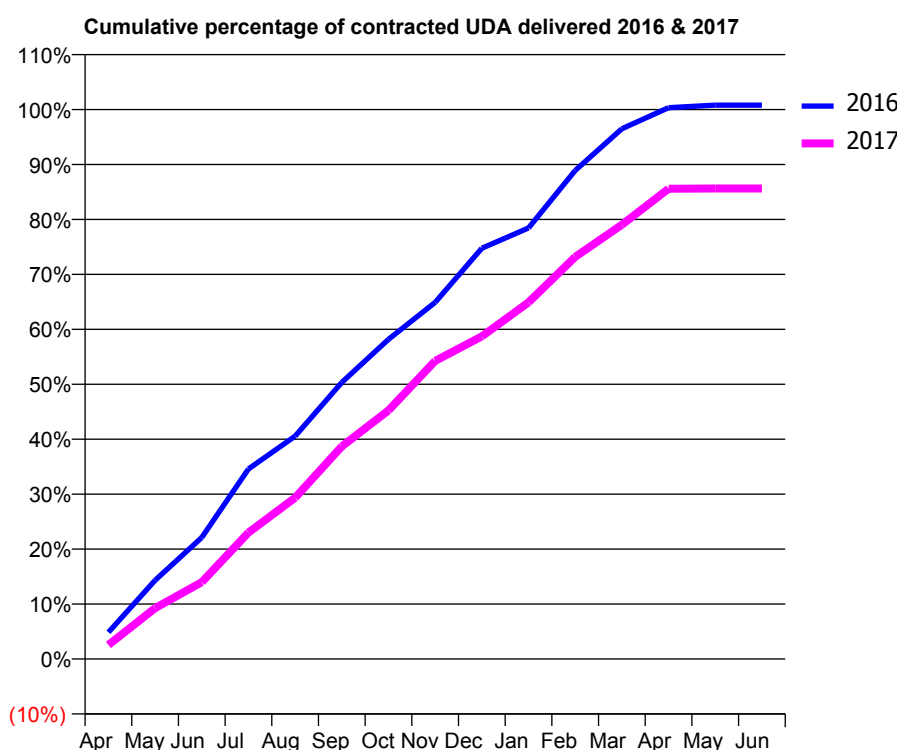
16/17 Contracted general activity (UDA)	15,694
Carry forward general activity (UDA)	-123
16/17 Contracted orthodontic activity (UOA)	0
Carry forward orthodontic activity (UOA)	0
Baseline contract value	£400,356.74

ACCESS*

Patients seen in 24 months	Total	Change since previous quarter
Quarter ending March 2016	3,412	
Quarter ending June 2016	3,315	↓
Quarter ending September 2016	3,269	↓
Quarter ending December 2016	3,305	→
Quarter ending March 2017	3,426	↑
Variance since March 2016	0.4%	→



ACTIVITY



Adjusted Scheduled Activity (UDA)		
Month	2016	2017
April	765	403
May	2,247	1,453
June	3,472	2,194
July	5,428	3,613
August	6,366	4,608
September	7,902	6,073
October	9,132	7,101
November	10,186	8,515
December	11,732	9,213
January	12,312	10,186
February	13,953	11,483
March	15,145	12,403
April	15,746	13,432
May	15,819	13,438
June	15,818	13,438

QUALITY

	Quantity	Base Number	Contract	AT	Region	England
% of FP17s for the same patient ID Re-attending within 3 months - Children	48	1,571	3.1%	11.9%	11.9%	12.3%
% of FP17s for the same patient ID Re-attending within 3 months - Adults	392	3,313	11.8%	15.7%	16.6%	16.7%
% of FP17s for the same patient ID Re-attending between 3 & 9 months - Children	1,065	1,571	67.8%	57.2%	60.2%	57.6%
% of FP17s for the same patient ID Re-attending between 3 & 9 months - Adults	1,855	3,313	56.0%	48.2%	51.5%	50.1%
% of FP17s for Band 1 Urgent Courses	323	4,964	6.5%	9.7%	9.5%	9.1%
% of FP17s Relating to Free Repair or Replacements	22	4,964	0.4%	0.8%	0.7%	0.8%
% of FP17s Relating to Continuations	27	4,964	0.5%	0.9%	1.2%	1.2%
% of Patients satisfied with the dentistry they have received	7	7	N/A	93.1%	93.1%	92.8%
% of Patients satisfied with the time they had to wait for an appointment	7	7	N/A	89.9%	88.8%	88.7%

* This is based on patients treated on this contract for their most recent course of treatment. Figures in italics indicate the base number of FP17s or Patient Questionnaire responses are less than 100. N/A is shown where the base number of responses is less than 10 during the period. % is calculated as Quantity/Base number*100

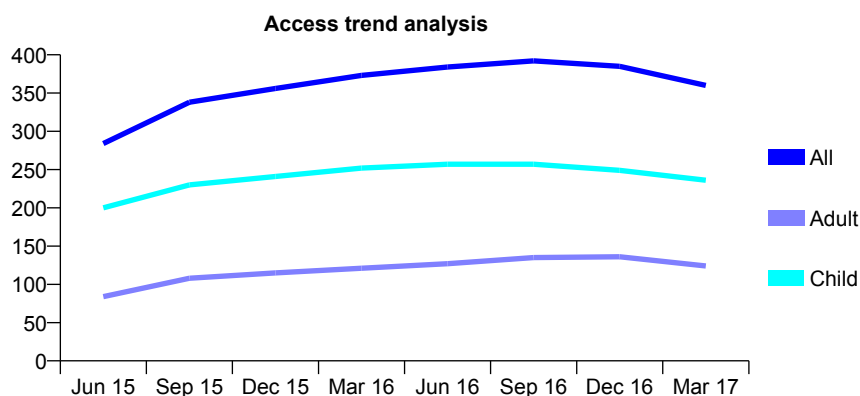
Q69 - Vital Signs At a Glance Contract Report for 143073/0001 - Year end March 2017

Name or company name	MARKET SQUARE DENTAL PRACTICE P
Contract type name	GDS Contract
Purpose of contract	General
Contract start date	03/11/2014
Contract end date	

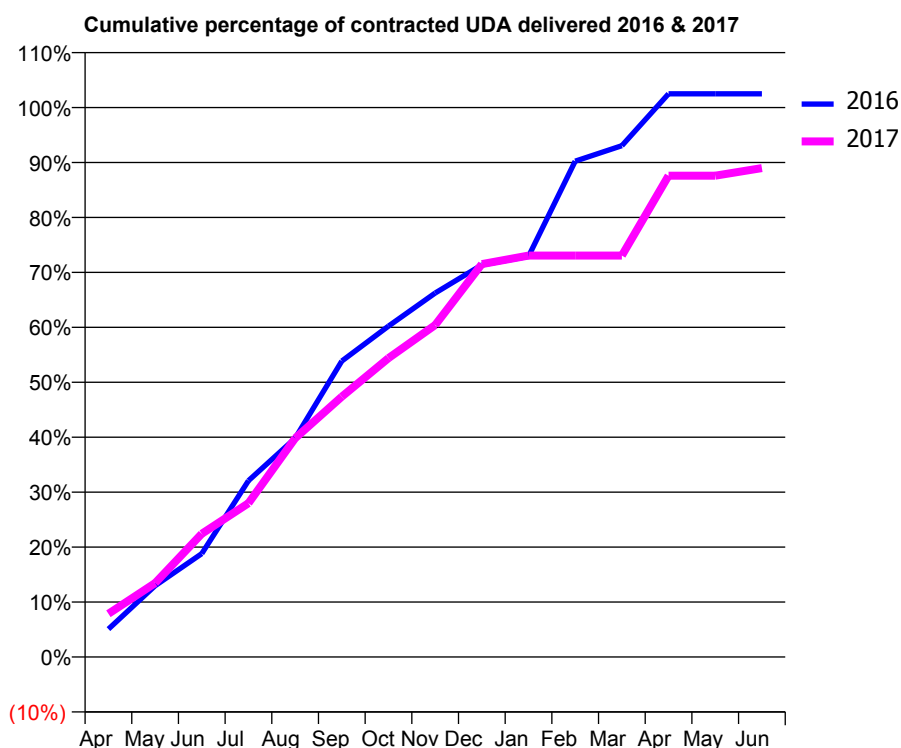
16/17 Contracted general activity (UDA)	648
Carry forward general activity (UDA)	-13
16/17 Contracted orthodontic activity (UOA)	0
Carry forward orthodontic activity (UOA)	0
Baseline contract value	£16,873.49

ACCESS*

Patients seen in 24 months	Total	Change since previous quarter
Quarter ending March 2016	373	
Quarter ending June 2016	384	↑
Quarter ending September 2016	392	↑
Quarter ending December 2016	385	↓
Quarter ending March 2017	360	↓
Variance since March 2016	(3.5%)	↓



ACTIVITY



Adjusted Scheduled Activity (UDA)		
Month	2016	2017
April	33	51
May	84	87
June	122	145
July	208	181
August	258	258
September	349	307
October	390	352
November	429	391
December	462	463
January	472	473
February	585	473
March	603	473
April	664	568
May	664	568
June	664	577

QUALITY

	Quantity	Base Number	Contract	AT	Region	England
% of FP17s for the same patient ID Re-attending within 3 months - Children	17	282	6.0%	11.9%	11.9%	12.3%
% of FP17s for the same patient ID Re-attending within 3 months - Adults	5	90	5.6%	15.7%	16.6%	16.7%
% of FP17s for the same patient ID Re-attending between 3 & 9 months - Children	144	282	51.1%	57.2%	60.2%	57.6%
% of FP17s for the same patient ID Re-attending between 3 & 9 months - Adults	40	90	44.4%	48.2%	51.5%	50.1%
% of FP17s for Band 1 Urgent Courses	8	408	2.0%	9.7%	9.5%	9.1%
% of FP17s Relating to Free Repair or Replacements	0	408	0.0%	0.8%	0.7%	0.8%
% of FP17s Relating to Continuations	12	408	2.9%	0.9%	1.2%	1.2%
% of Patients satisfied with the dentistry they have received	0	0	N/A	93.1%	93.1%	92.8%
% of Patients satisfied with the time they had to wait for an appointment	0	0	N/A	89.9%	88.8%	88.7%

* This is based on patients treated on this contract for their most recent course of treatment. Figures in italics indicate the base number of FP17s or Patient Questionnaire responses are less than 100. N/A is shown where the base number of responses is less than 10 during the period. % is calculated as Quantity/Base number*100

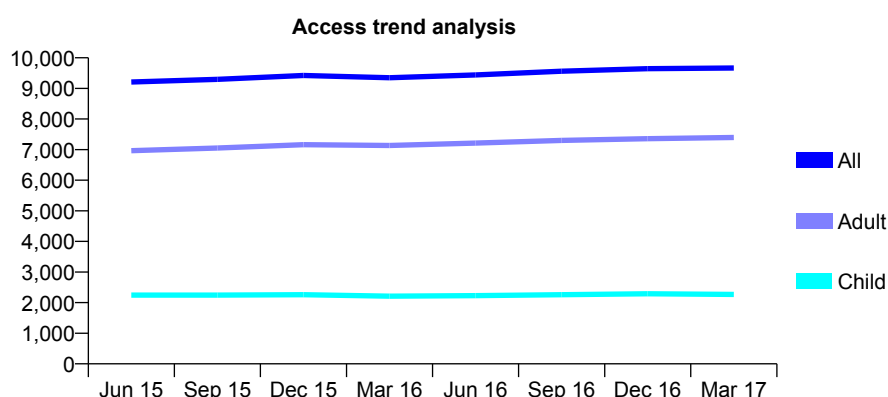
Q69 - Vital Signs At a Glance Contract Report for 143367/0001 - Year end March 2017

Name or company name	Bloxdent Ltd
Contract type name	GDS Contract
Purpose of contract	General
Contract start date	01/01/2010
Contract end date	

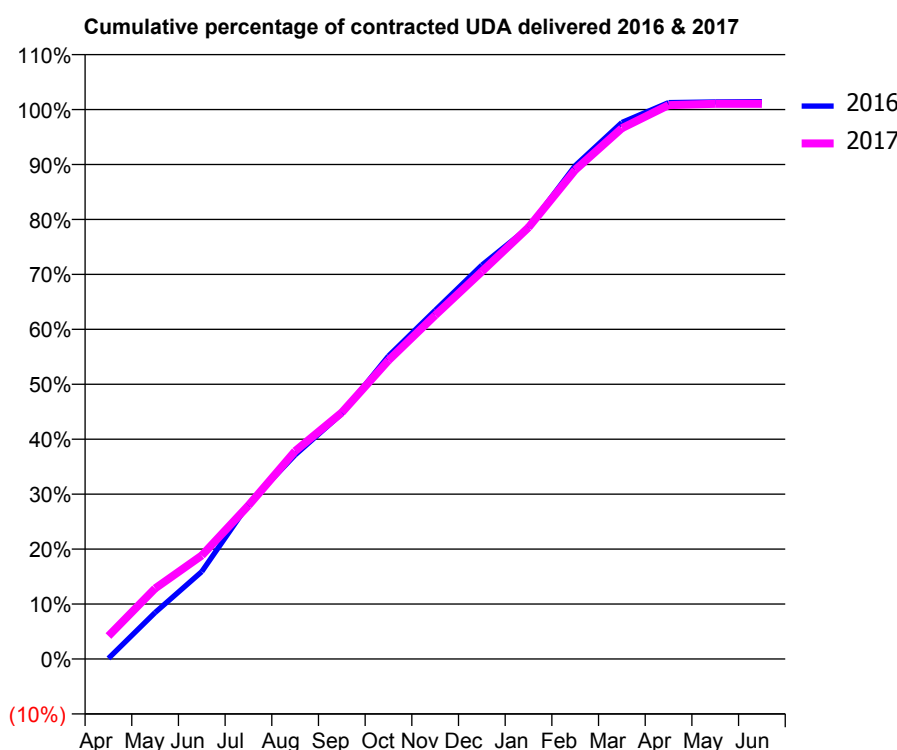
16/17 Contracted general activity (UDA)	25,812
Carry forward general activity (UDA)	-366
16/17 Contracted orthodontic activity (UOA)	0
Carry forward orthodontic activity (UOA)	0
Baseline contract value	£649,226.26

ACCESS*

Patients seen in 24 months	Total	Change since previous quarter
Quarter ending March 2016	9,347	
Quarter ending June 2016	9,441	→
Quarter ending September 2016	9,560	→
Quarter ending December 2016	9,645	→
Quarter ending March 2017	9,667	→
Variance since March 2016	3.4%	↑



ACTIVITY



Adjusted Scheduled Activity (UDA)		
Month	2016	2017
April	25	1,082
May	2,183	3,317
June	4,107	4,866
July	7,275	7,213
August	9,584	9,771
September	11,526	11,581
October	14,234	14,030
November	16,378	16,147
December	18,502	18,197
January	20,273	20,273
February	23,172	22,974
March	25,204	24,935
April	26,137	26,019
May	26,168	26,081
June	26,179	26,080

QUALITY

	Quantity	Base Number	Contract	AT	Region	England
% of FP17s for the same patient ID Re-attending within 3 months - Children	328	3,803	8.6%	11.9%	11.9%	12.3%
% of FP17s for the same patient ID Re-attending within 3 months - Adults	1,560	10,706	14.6%	15.7%	16.6%	16.7%
% of FP17s for the same patient ID Re-attending between 3 & 9 months - Children	2,447	3,803	64.3%	57.2%	60.2%	57.6%
% of FP17s for the same patient ID Re-attending between 3 & 9 months - Adults	6,044	10,706	56.5%	48.2%	51.5%	50.1%
% of FP17s for Band 1 Urgent Courses	975	13,670	7.1%	9.7%	9.5%	9.1%
% of FP17s Relating to Free Repair or Replacements	354	13,670	2.6%	0.8%	0.7%	0.8%
% of FP17s Relating to Continuations	120	13,670	0.9%	0.9%	1.2%	1.2%
% of Patients satisfied with the dentistry they have received	24	25	96.0%	93.1%	93.1%	92.8%
% of Patients satisfied with the time they had to wait for an appointment	25	25	100.0%	89.9%	88.8%	88.7%

* This is based on patients treated on this contract for their most recent course of treatment. Figures in italics indicate the base number of FP17s or Patient Questionnaire responses are less than 100. N/A is shown where the base number of responses is less than 10 during the period. % is calculated as Quantity/Base number*100

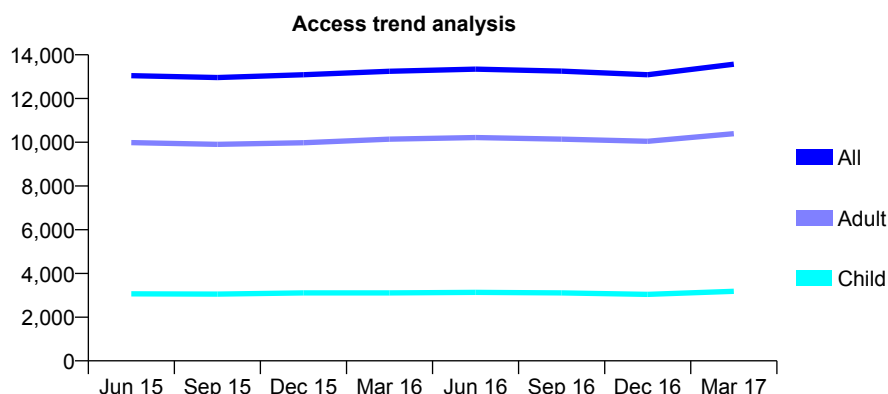
Q69 - Vital Signs At a Glance Contract Report for 143367/0002 - Year end March 2017

Name or company name	Bloxdent Ltd
Contract type name	GDS Contract
Purpose of contract	General
Contract start date	01/01/2010
Contract end date	

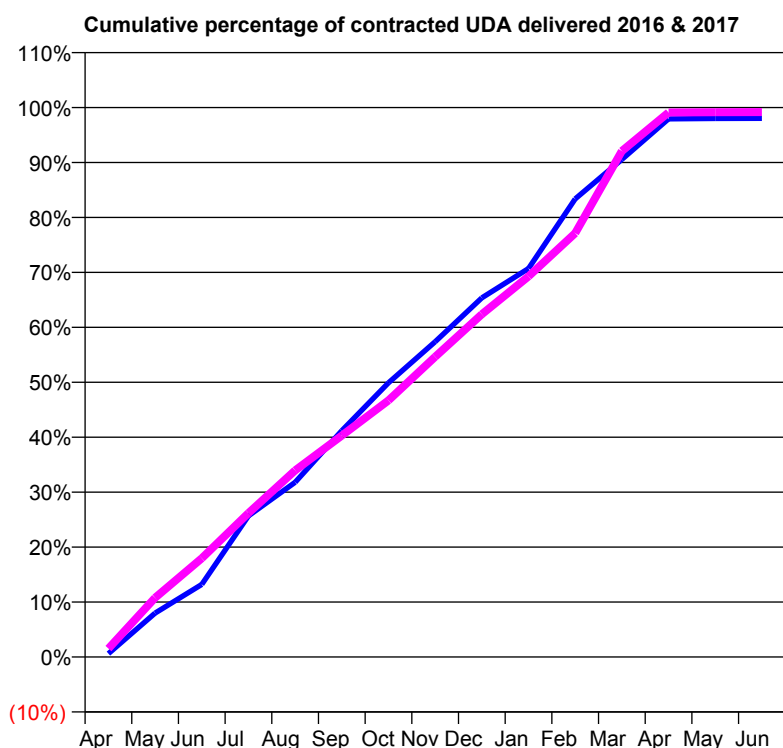
16/17 Contracted general activity (UDA)	35,340
Carry forward general activity (UDA)	702
16/17 Contracted orthodontic activity (UOA)	0
Carry forward orthodontic activity (UOA)	0
Baseline contract value	£835,596.52

ACCESS*

Patients seen in 24 months	Total	Change since previous quarter
Quarter ending March 2016	13,247	
Quarter ending June 2016	13,345	→
Quarter ending September 2016	13,252	→
Quarter ending December 2016	13,087	↓
Quarter ending March 2017	13,569	↑
Variance since March 2016	2.4%	↑



ACTIVITY



Adjusted Scheduled Activity (UDA)		
Month	2016	2017
April	216	548
May	2,828	3,816
June	4,671	6,354
July	9,074	9,255
August	11,243	12,006
September	14,557	14,244
October	17,636	16,508
November	20,274	19,310
December	23,097	22,044
January	24,986	24,481
February	29,461	27,261
March	32,000	32,537
April	34,605	35,022
May	34,636	35,038
June	34,639	35,045

QUALITY

	Quantity	Base Number	Contract	AT	Region	England
% of FP17s for the same patient ID Re-attending within 3 months - Children	440	4,962	8.9%	11.9%	11.9%	12.3%
% of FP17s for the same patient ID Re-attending within 3 months - Adults	2,534	15,024	16.9%	15.7%	16.6%	16.7%
% of FP17s for the same patient ID Re-attending between 3 & 9 months - Children	3,054	4,962	61.5%	57.2%	60.2%	57.6%
% of FP17s for the same patient ID Re-attending between 3 & 9 months - Adults	8,320	15,024	55.4%	48.2%	51.5%	50.1%
% of FP17s for Band 1 Urgent Courses	1,742	18,909	9.2%	9.7%	9.5%	9.1%
% of FP17s Relating to Free Repair or Replacements	511	18,909	2.7%	0.8%	0.7%	0.8%
% of FP17s Relating to Continuations	171	18,909	0.9%	0.9%	1.2%	1.2%
% of Patients satisfied with the dentistry they have received	19	21	90.5%	93.1%	93.1%	92.8%
% of Patients satisfied with the time they had to wait for an appointment	21	21	100.0%	89.9%	88.8%	88.7%

* This is based on patients treated on this contract for their most recent course of treatment. Figures in italics indicate the base number of FP17s or Patient Questionnaire responses are less than 100. N/A is shown where the base number of responses is less than 10 during the period. % is calculated as Quantity/Base number*100

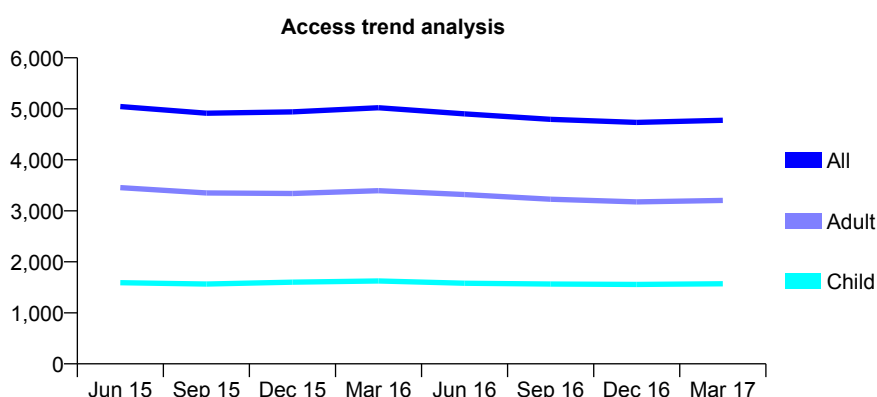
Q69 - Vital Signs At a Glance Contract Report for 145971/0001 - Year end March 2017

Name or company name	Gill Brothers Dental Surgeries Ltd
Contract type name	GDS Contract
Purpose of contract	General
Contract start date	05/05/2009
Contract end date	

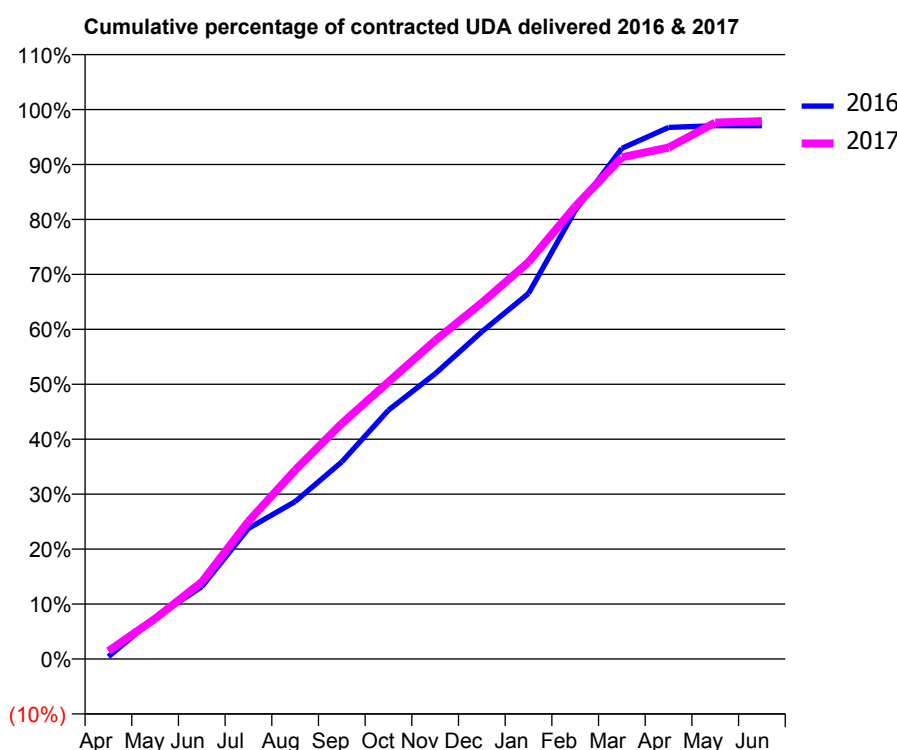
16/17 Contracted general activity (UDA)	17,479
Carry forward general activity (UDA)	521
16/17 Contracted orthodontic activity (UOA)	0
Carry forward orthodontic activity (UOA)	0
Baseline contract value	£449,904.76

ACCESS*

Patients seen in 24 months	Total	Change since previous quarter
Quarter ending March 2016	5,020	
Quarter ending June 2016	4,901	↓
Quarter ending September 2016	4,793	↓
Quarter ending December 2016	4,733	↓
Quarter ending March 2017	4,775	→
Variance since March 2016	(4.9%)	↓



ACTIVITY



Month	Adjusted Scheduled Activity (UDA)	
	2016	2017
April	75	252
May	1,333	1,282
June	2,337	2,451
July	4,216	4,380
August	5,083	6,010
September	6,361	7,493
October	8,033	8,814
November	9,207	10,130
December	10,566	11,330
January	11,798	12,624
February	14,475	14,395
March	16,482	15,960
April	17,158	16,268
May	17,212	17,063
June	17,215	17,109

QUALITY

	Quantity	Base Number	Contract	AT	Region	England
% of FP17s for the same patient ID Re-attending within 3 months - Children	131	2,045	6.4%	11.9%	11.9%	12.3%
% of FP17s for the same patient ID Re-attending within 3 months - Adults	623	3,900	16.0%	15.7%	16.6%	16.7%
% of FP17s for the same patient ID Re-attending between 3 & 9 months - Children	1,073	2,045	52.5%	57.2%	60.2%	57.6%
% of FP17s for the same patient ID Re-attending between 3 & 9 months - Adults	1,742	3,900	44.7%	48.2%	51.5%	50.1%
% of FP17s for Band 1 Urgent Courses	715	6,111	11.7%	9.7%	9.5%	9.1%
% of FP17s Relating to Free Repair or Replacements	24	6,111	0.4%	0.8%	0.7%	0.8%
% of FP17s Relating to Continuations	30	6,111	0.5%	0.9%	1.2%	1.2%
% of Patients satisfied with the dentistry they have received	4	5	N/A	93.1%	93.1%	92.8%
% of Patients satisfied with the time they had to wait for an appointment	4	5	N/A	89.9%	88.8%	88.7%

* This is based on patients treated on this contract for their most recent course of treatment. Figures in italics indicate the base number of FP17s or Patient Questionnaire responses are less than 100. N/A is shown where the base number of responses is less than 10 during the period. % is calculated as Quantity/Base number*100

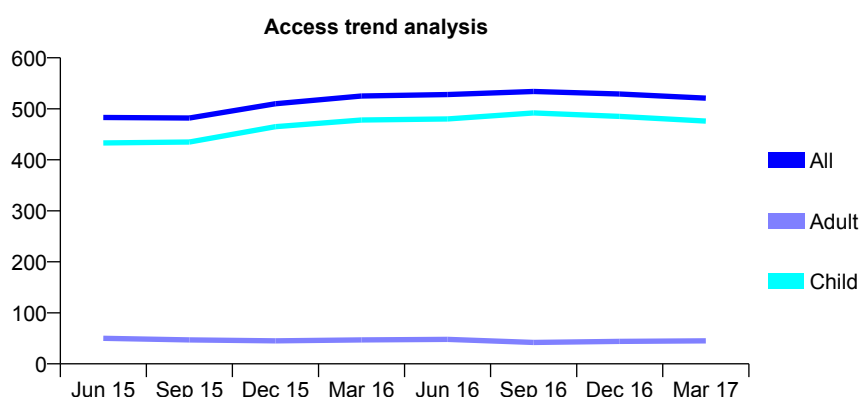
Q69 - Vital Signs At a Glance Contract Report for 147451/0001 - Year end March 2017

Name or company name	Halldent Ltd
Contract type name	GDS Contract
Purpose of contract	General
Contract start date	01/01/2007
Contract end date	

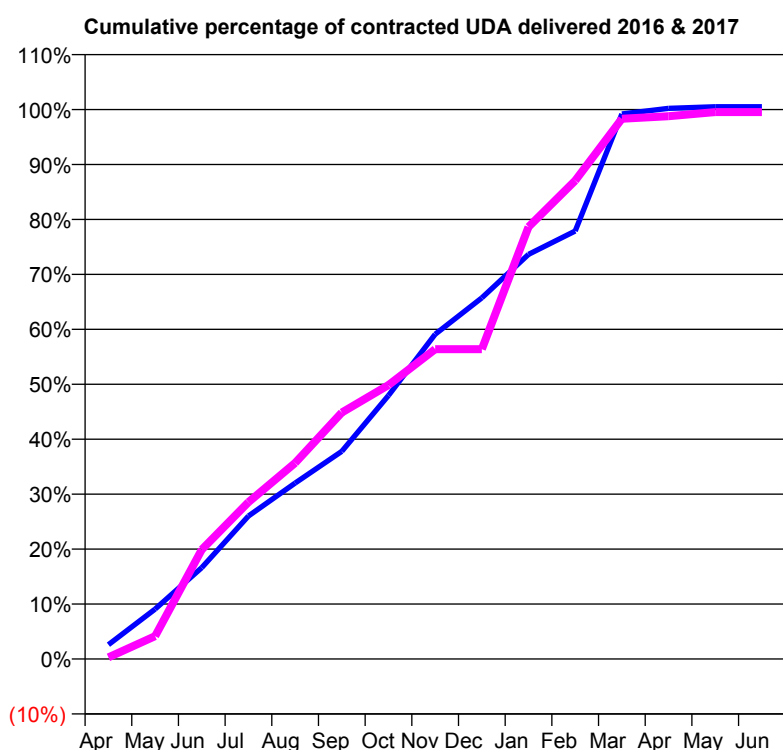
16/17 Contracted general activity (UDA)	1,300
Carry forward general activity (UDA)	-4
16/17 Contracted orthodontic activity (UOA)	0
Carry forward orthodontic activity (UOA)	0
Baseline contract value	£36,625.28

ACCESS*

Patients seen in 24 months	Total	Change since previous quarter
Quarter ending March 2016	525	
Quarter ending June 2016	528	→
Quarter ending September 2016	534	→
Quarter ending December 2016	529	→
Quarter ending March 2017	521	↓
Variance since March 2016	(0.8%)	→



ACTIVITY



Adjusted Scheduled Activity (UDA)		
Month	2016	2017
April	34	4
May	118	54
June	216	259
July	338	371
August	416	464
September	491	583
October	623	648
November	768	733
December	854	733
January	957	1,022
February	1,013	1,132
March	1,290	1,278
April	1,303	1,284
May	1,307	1,294
June	1,307	1,294

QUALITY

	Quantity	Base Number	Contract	AT	Region	England
% of FP17s for the same patient ID Re-attending within 3 months - Children	82	790	10.4%	11.9%	11.9%	12.3%
% of FP17s for the same patient ID Re-attending within 3 months - Adults	0	0	N/A	15.7%	16.6%	16.7%
% of FP17s for the same patient ID Re-attending between 3 & 9 months - Children	525	790	66.5%	57.2%	60.2%	57.6%
% of FP17s for the same patient ID Re-attending between 3 & 9 months - Adults	0	0	N/A	48.2%	51.5%	50.1%
% of FP17s for Band 1 Urgent Courses	5	787	0.6%	9.7%	9.5%	9.1%
% of FP17s Relating to Free Repair or Replacements	0	787	0.0%	0.8%	0.7%	0.8%
% of FP17s Relating to Continuations	1	787	0.1%	0.9%	1.2%	1.2%
% of Patients satisfied with the dentistry they have received	1	1	N/A	93.1%	93.1%	92.8%
% of Patients satisfied with the time they had to wait for an appointment	1	1	N/A	89.9%	88.8%	88.7%

* This is based on patients treated on this contract for their most recent course of treatment. Figures in italics indicate the base number of FP17s or Patient Questionnaire responses are less than 100. N/A is shown where the base number of responses is less than 10 during the period. % is calculated as Quantity/Base number*100

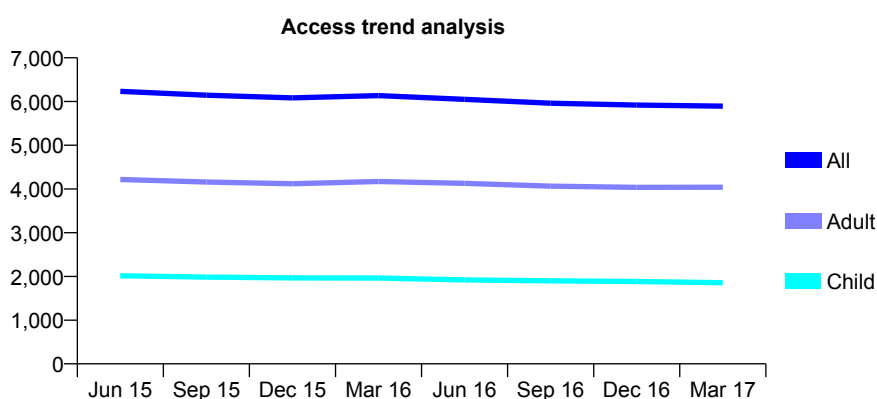
Q69 - Vital Signs At a Glance Contract Report for 148318/0001 - Year end March 2017

Name or company name	Forlon Dental Surgeries Limited
Contract type name	GDS Contract
Purpose of contract	General
Contract start date	01/04/2006
Contract end date	

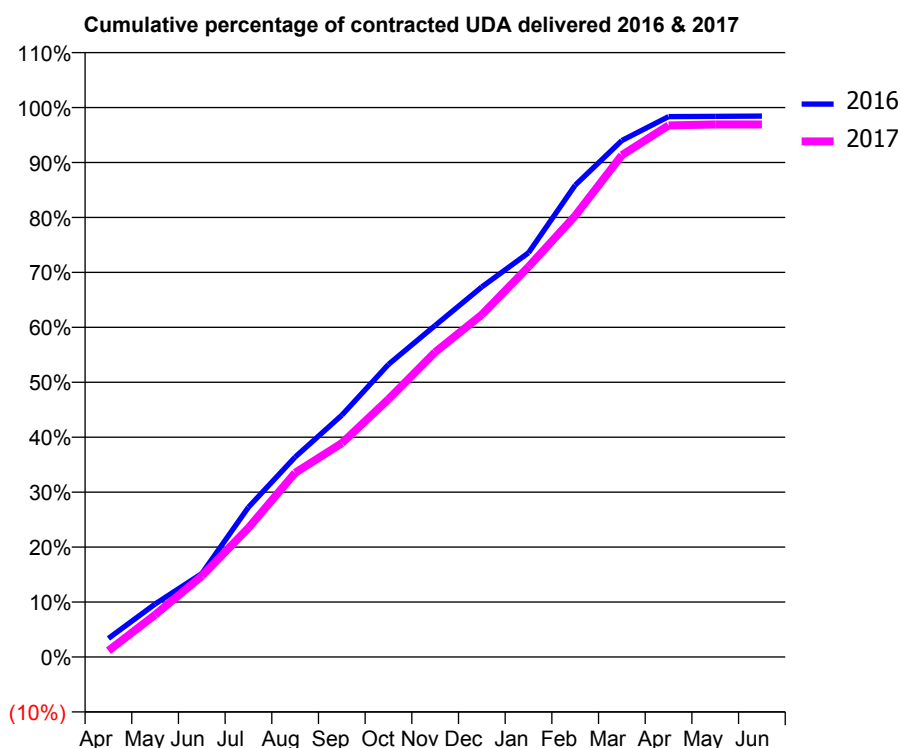
16/17 Contracted general activity (UDA)	12,850
Carry forward general activity (UDA)	201
16/17 Contracted orthodontic activity (UOA)	0
Carry forward orthodontic activity (UOA)	0
Baseline contract value	£299,714.21

ACCESS*

Patients seen in 24 months	Total	Change since previous quarter
Quarter ending March 2016	6,135	
Quarter ending June 2016	6,050	↓
Quarter ending September 2016	5,961	↓
Quarter ending December 2016	5,919	→
Quarter ending March 2017	5,895	→
Variance since March 2016	(3.9%)	↓



ACTIVITY



Adjusted Scheduled Activity (UDA)		
Month	2016	2017
April	434	149
May	1,240	985
June	1,951	1,894
July	3,503	3,019
August	4,677	4,309
September	5,654	5,000
October	6,845	6,030
November	7,752	7,129
December	8,654	8,005
January	9,454	9,126
February	11,034	10,320
March	12,079	11,736
April	12,638	12,430
May	12,642	12,452
June	12,649	12,451

QUALITY

	Quantity	Base Number	Contract	AT	Region	England
% of FP17s for the same patient ID Re-attending within 3 months - Children	224	2,430	9.2%	11.9%	11.9%	12.3%
% of FP17s for the same patient ID Re-attending within 3 months - Adults	975	5,013	19.4%	15.7%	16.6%	16.7%
% of FP17s for the same patient ID Re-attending between 3 & 9 months - Children	999	2,430	41.1%	57.2%	60.2%	57.6%
% of FP17s for the same patient ID Re-attending between 3 & 9 months - Adults	2,010	5,013	40.1%	48.2%	51.5%	50.1%
% of FP17s for Band 1 Urgent Courses	777	6,452	12.0%	9.7%	9.5%	9.1%
% of FP17s Relating to Free Repair or Replacements	86	6,452	1.3%	0.8%	0.7%	0.8%
% of FP17s Relating to Continuations	70	6,452	1.1%	0.9%	1.2%	1.2%
% of Patients satisfied with the dentistry they have received	9	9	N/A	93.1%	93.1%	92.8%
% of Patients satisfied with the time they had to wait for an appointment	8	9	N/A	89.9%	88.8%	88.7%

* This is based on patients treated on this contract for their most recent course of treatment. Figures in italics indicate the base number of FP17s or Patient Questionnaire responses are less than 100. N/A is shown where the base number of responses is less than 10 during the period. % is calculated as Quantity/Base number*100

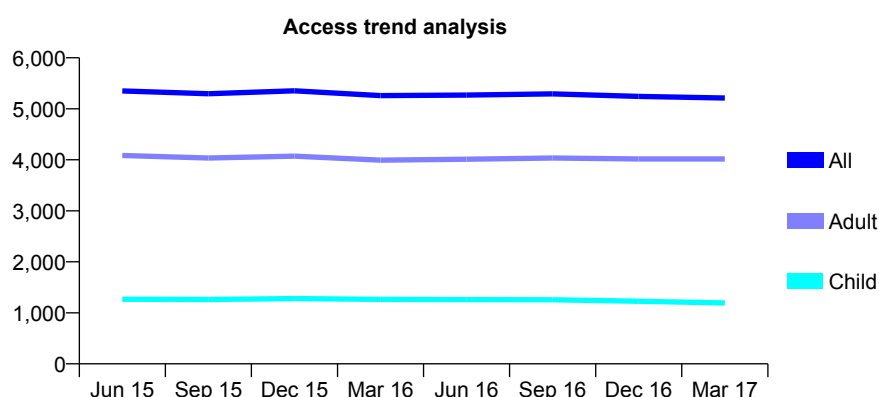
Q69 - Vital Signs At a Glance Contract Report for 149500/0001 - Year end March 2017

Name or company name	OPTIMA CARE (HW) LTD
Contract type name	GDS Contract
Purpose of contract	General
Contract start date	01/11/2012
Contract end date	

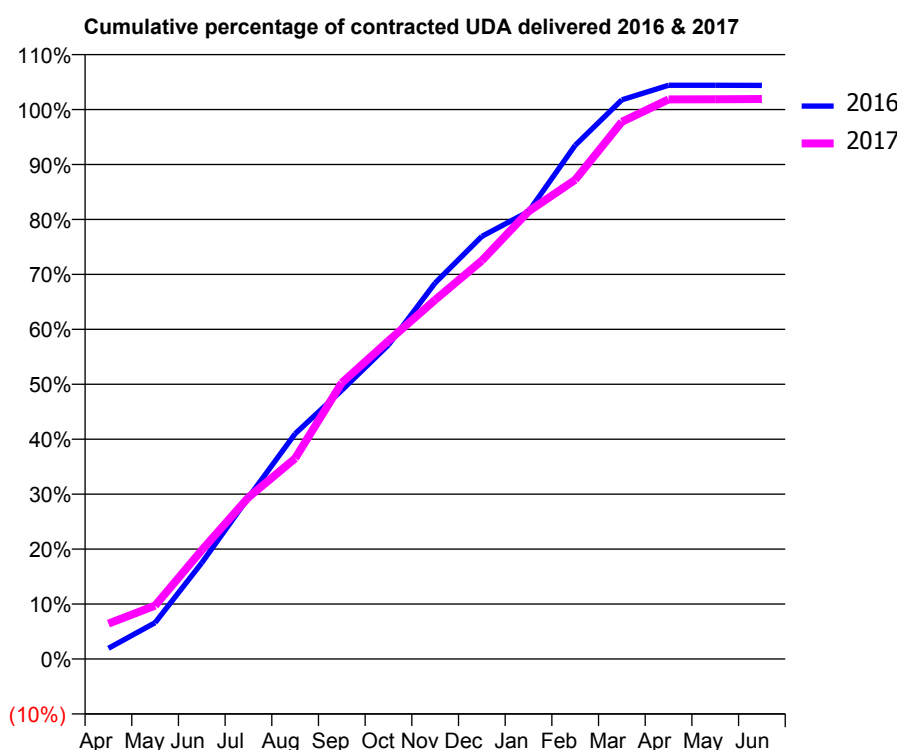
16/17 Contracted general activity (UDA)	13,982
Carry forward general activity (UDA)	-269
16/17 Contracted orthodontic activity (UOA)	0
Carry forward orthodontic activity (UOA)	0
Baseline contract value	£329,548.89

ACCESS*

Patients seen in 24 months	Total	Change since previous quarter
Quarter ending March 2016	5,258	
Quarter ending June 2016	5,269	→
Quarter ending September 2016	5,293	→
Quarter ending December 2016	5,244	→
Quarter ending March 2017	5,212	→
Variance since March 2016	(0.9%)	→



ACTIVITY



Month	Adjusted Scheduled Activity (UDA)	
	2016	2017
April	268	902
May	910	1,358
June	2,410	2,771
July	4,047	4,113
August	5,641	5,104
September	6,731	7,030
October	7,865	8,097
November	9,419	9,138
December	10,583	10,136
January	11,204	11,390
February	12,862	12,193
March	14,002	13,668
April	14,367	14,239
May	14,365	14,241
June	14,363	14,248

QUALITY

	Quantity	Base Number	Contract	AT	Region	England
% of FP17s for the same patient ID Re-attending within 3 months - Children	82	1,817	4.5%	11.9%	11.9%	12.3%
% of FP17s for the same patient ID Re-attending within 3 months - Adults	630	5,428	11.6%	15.7%	16.6%	16.7%
% of FP17s for the same patient ID Re-attending between 3 & 9 months - Children	1,086	1,817	59.8%	57.2%	60.2%	57.6%
% of FP17s for the same patient ID Re-attending between 3 & 9 months - Adults	2,857	5,428	52.6%	48.2%	51.5%	50.1%
% of FP17s for Band 1 Urgent Courses	568	7,278	7.8%	9.7%	9.5%	9.1%
% of FP17s Relating to Free Repair or Replacements	18	7,278	0.2%	0.8%	0.7%	0.8%
% of FP17s Relating to Continuations	20	7,278	0.3%	0.9%	1.2%	1.2%
% of Patients satisfied with the dentistry they have received	20	21	95.2%	93.1%	93.1%	92.8%
% of Patients satisfied with the time they had to wait for an appointment	21	21	100.0%	89.9%	88.8%	88.7%

* This is based on patients treated on this contract for their most recent course of treatment. Figures in italics indicate the base number of FP17s or Patient Questionnaire responses are less than 100. N/A is shown where the base number of responses is less than 10 during the period. % is calculated as Quantity/Base number*100

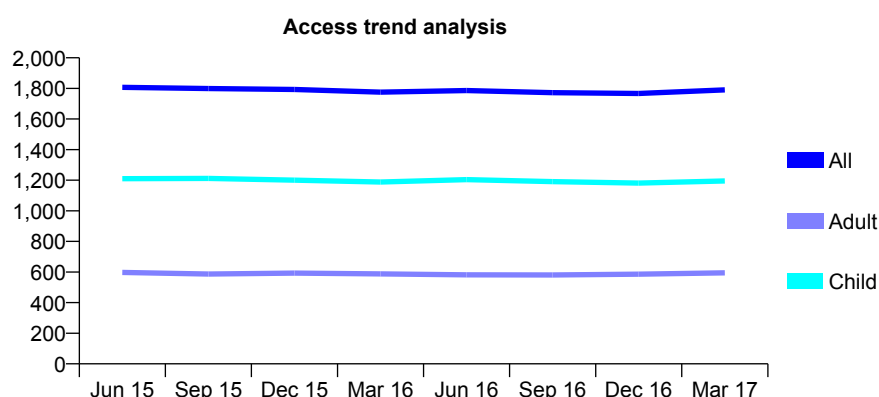
Q69 - Vital Signs At a Glance Contract Report for 151343/0001 - Year end March 2017

Name or company name	York House Dental Practice
Contract type name	GDS Contract
Purpose of contract	General
Contract start date	01/05/2012
Contract end date	

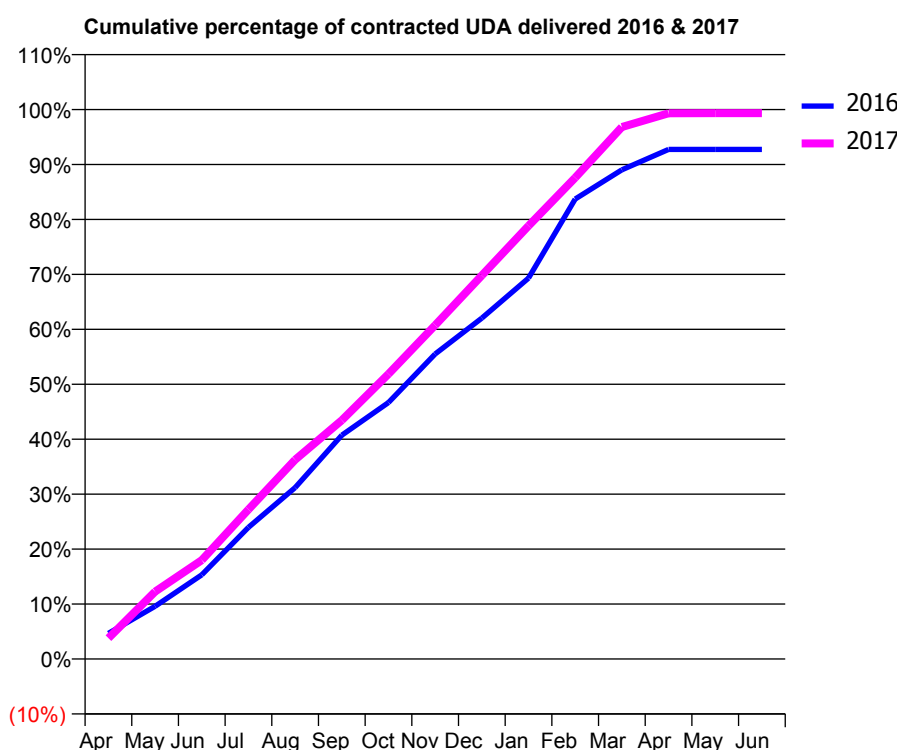
16/17 Contracted general activity (UDA)	4,439
Carry forward general activity (UDA)	0
16/17 Contracted orthodontic activity (UOA)	0
Carry forward orthodontic activity (UOA)	0
Baseline contract value	£106,517.18

ACCESS*

Patients seen in 24 months	Total	Change since previous quarter
Quarter ending March 2016	1,776	
Quarter ending June 2016	1,786	→
Quarter ending September 2016	1,772	→
Quarter ending December 2016	1,767	→
Quarter ending March 2017	1,790	→
Variance since March 2016	0.8%	→



ACTIVITY



Adjusted Scheduled Activity (UDA)		
Month	2016	2017
April	207	169
May	426	544
June	681	799
July	1,064	1,208
August	1,384	1,610
September	1,808	1,929
October	2,072	2,303
November	2,464	2,697
December	2,754	3,099
January	3,077	3,499
February	3,715	3,888
March	3,952	4,298
April	4,116	4,408
May	4,116	4,409
June	4,116	4,409

QUALITY

	Quantity	Base Number	Contract	AT	Region	England
% of FP17s for the same patient ID Re-attending within 3 months - Children	136	2,113	6.4%	11.9%	11.9%	12.3%
% of FP17s for the same patient ID Re-attending within 3 months - Adults	118	704	16.8%	15.7%	16.6%	16.7%
% of FP17s for the same patient ID Re-attending between 3 & 9 months - Children	1,442	2,113	68.2%	57.2%	60.2%	57.6%
% of FP17s for the same patient ID Re-attending between 3 & 9 months - Adults	397	704	56.4%	48.2%	51.5%	50.1%
% of FP17s for Band 1 Urgent Courses	136	2,774	4.9%	9.7%	9.5%	9.1%
% of FP17s Relating to Free Repair or Replacements	0	2,774	0.0%	0.8%	0.7%	0.8%
% of FP17s Relating to Continuations	43	2,774	1.6%	0.9%	1.2%	1.2%
% of Patients satisfied with the dentistry they have received	3	3	N/A	93.1%	93.1%	92.8%
% of Patients satisfied with the time they had to wait for an appointment	3	3	N/A	89.9%	88.8%	88.7%

* This is based on patients treated on this contract for their most recent course of treatment. Figures in italics indicate the base number of FP17s or Patient Questionnaire responses are less than 100. N/A is shown where the base number of responses is less than 10 during the period. % is calculated as Quantity/Base number*100

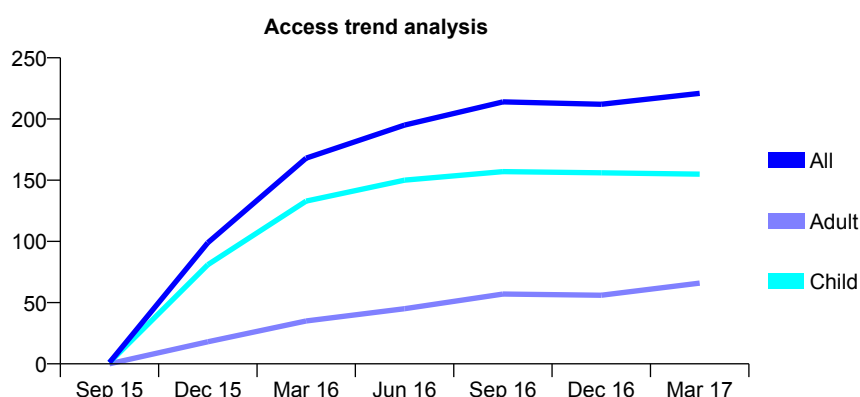
Q69 - Vital Signs At a Glance Contract Report for 152145/0001 - Year end March 2017

Name or company name	Fullarton and Hughes Dental Partnership
Contract type name	GDS Contract
Purpose of contract	General
Contract start date	01/10/2015
Contract end date	

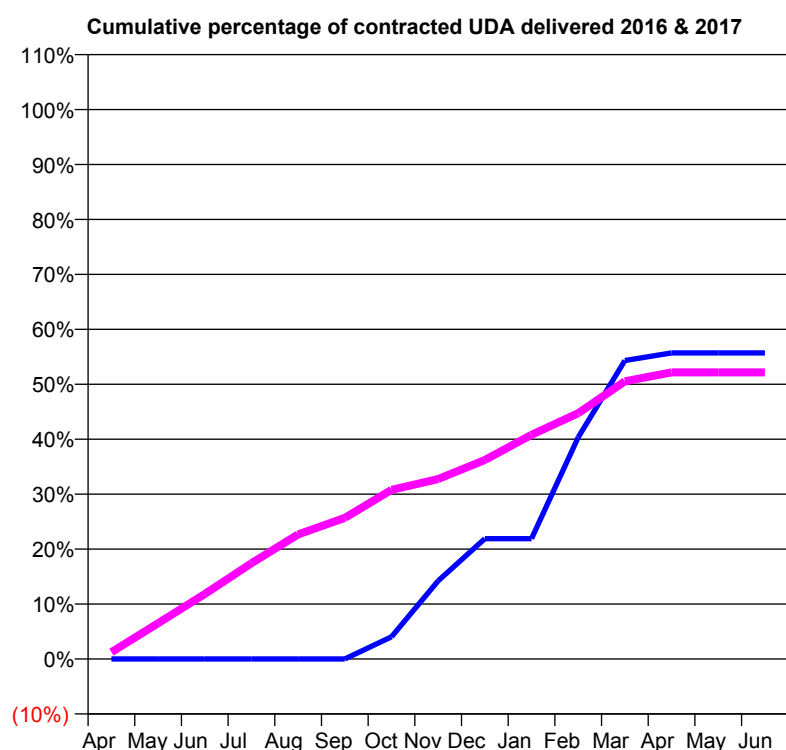
16/17 Contracted general activity (UDA)	1,594
Carry forward general activity (UDA)	0
16/17 Contracted orthodontic activity (UOA)	0
Carry forward orthodontic activity (UOA)	0
Baseline contract value	£34,362.12

ACCESS*

Patients seen in 24 months	Total	Change since previous quarter
Quarter ending March 2016	168	
Quarter ending June 2016	195	↑
Quarter ending September 2016	214	↑
Quarter ending December 2016	212	→
Quarter ending March 2017	221	↑
Variance since March 2016	31.5%	↑



ACTIVITY



Adjusted Scheduled Activity (UDA)		
Month	2016	2017
April	0	20
May	0	104
June	0	188
July	0	278
August	0	361
September	0	410
October	32	491
November	113	522
December	175	577
January	175	650
February	322	713
March	433	805
April	444	831
May	444	831
June	444	831

QUALITY

	Quantity	Base Number	Contract	AT	Region	England
% of FP17s for the same patient ID Re-attending within 3 months - Children	76	373	20.4%	11.9%	11.9%	12.3%
% of FP17s for the same patient ID Re-attending within 3 months - Adults	18	98	18.4%	15.7%	16.6%	16.7%
% of FP17s for the same patient ID Re-attending between 3 & 9 months - Children	231	373	61.9%	57.2%	60.2%	57.6%
% of FP17s for the same patient ID Re-attending between 3 & 9 months - Adults	52	98	53.1%	48.2%	51.5%	50.1%
% of FP17s for Band 1 Urgent Courses	17	478	3.6%	9.7%	9.5%	9.1%
% of FP17s Relating to Free Repair or Replacements	0	478	0.0%	0.8%	0.7%	0.8%
% of FP17s Relating to Continuations	0	478	0.0%	0.9%	1.2%	1.2%
% of Patients satisfied with the dentistry they have received	0	0	N/A	93.1%	93.1%	92.8%
% of Patients satisfied with the time they had to wait for an appointment	0	0	N/A	89.9%	88.8%	88.7%

* This is based on patients treated on this contract for their most recent course of treatment. Figures in italics indicate the base number of FP17s or Patient Questionnaire responses are less than 100. N/A is shown where the base number of responses is less than 10 during the period. % is calculated as Quantity/Base number*100

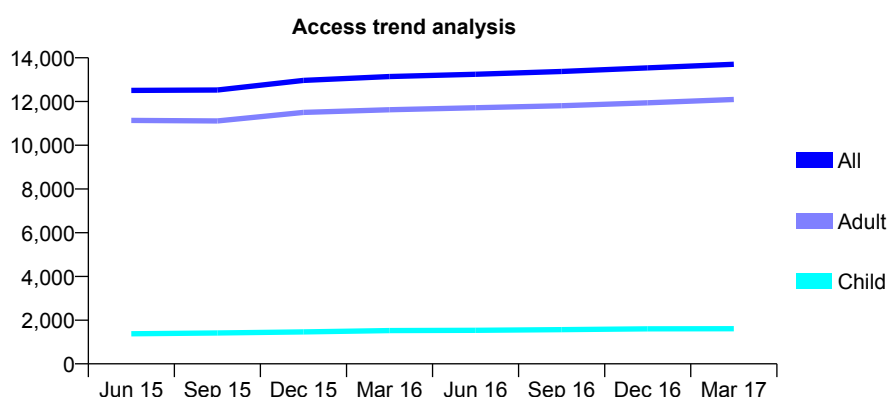
Q69 - Vital Signs At a Glance Contract Report for 152234/0001 - Year end March 2017

Name or company name	Studental Ltd
Contract type name	GDS Contract
Purpose of contract	General
Contract start date	01/04/2009
Contract end date	

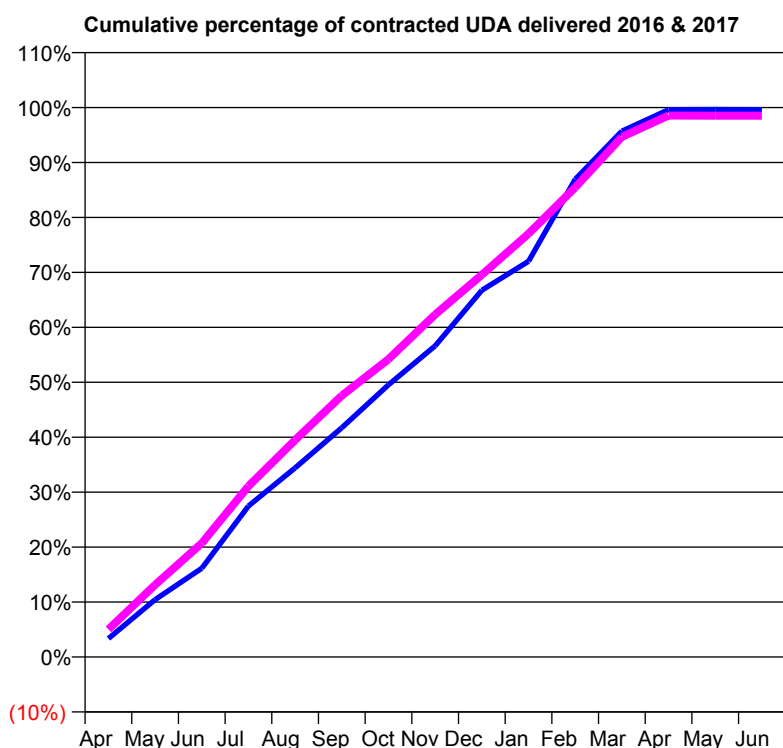
16/17 Contracted general activity (UDA)	34,000
Carry forward general activity (UDA)	0
16/17 Contracted orthodontic activity (UOA)	0
Carry forward orthodontic activity (UOA)	0
Baseline contract value	£863,289.68

ACCESS*

Patients seen in 24 months	Total	Change since previous quarter
Quarter ending March 2016	13,144	
Quarter ending June 2016	13,248	→
Quarter ending September 2016	13,372	→
Quarter ending December 2016	13,540	→
Quarter ending March 2017	13,702	→
Variance since March 2016	4.2%	↑



ACTIVITY



Adjusted Scheduled Activity (UDA)		
Month	2016	2017
April	1,139	1,711
May	3,556	4,464
June	5,487	7,043
July	9,341	10,577
August	11,703	13,428
September	14,184	16,174
October	16,845	18,429
November	19,254	21,196
December	22,692	23,649
January	24,484	26,189
February	29,558	29,052
March	32,537	32,179
April	33,861	33,501
May	33,872	33,493
June	33,865	33,498

QUALITY

	Quantity	Base Number	Contract	AT	Region	England
% of FP17s for the same patient ID Re-attending within 3 months - Children	141	2,192	6.4%	11.9%	11.9%	12.3%
% of FP17s for the same patient ID Re-attending within 3 months - Adults	1,487	12,604	11.8%	15.7%	16.6%	16.7%
% of FP17s for the same patient ID Re-attending between 3 & 9 months - Children	1,019	2,192	46.5%	57.2%	60.2%	57.6%
% of FP17s for the same patient ID Re-attending between 3 & 9 months - Adults	4,453	12,604	35.3%	48.2%	51.5%	50.1%
% of FP17s for Band 1 Urgent Courses	1,589	14,857	10.7%	9.7%	9.5%	9.1%
% of FP17s Relating to Free Repair or Replacements	170	14,857	1.1%	0.8%	0.7%	0.8%
% of FP17s Relating to Continuations	66	14,857	0.4%	0.9%	1.2%	1.2%
% of Patients satisfied with the dentistry they have received	12	12	100.0%	93.1%	93.1%	92.8%
% of Patients satisfied with the time they had to wait for an appointment	11	12	91.7%	89.9%	88.8%	88.7%

* This is based on patients treated on this contract for their most recent course of treatment. Figures in italics indicate the base number of FP17s or Patient Questionnaire responses are less than 100. N/A is shown where the base number of responses is less than 10 during the period. % is calculated as Quantity/Base number*100

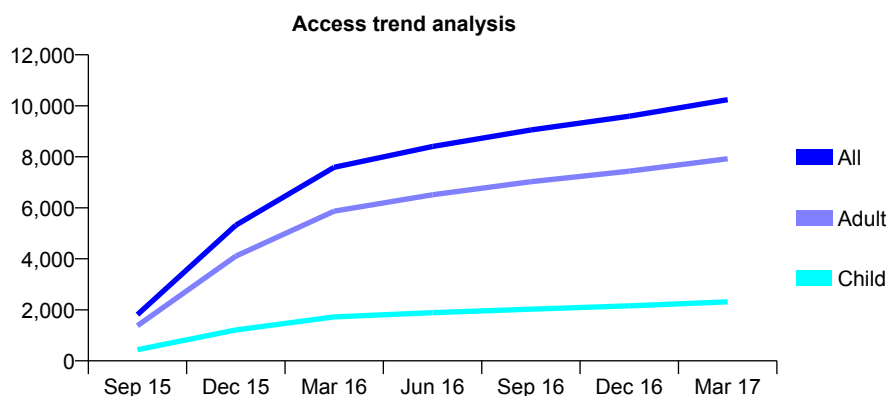
Q69 - Vital Signs At a Glance Contract Report for 152552/0001 - Year end March 2017

Name or company name	Ahmed Aleishaker and Dinah Alshamma
Contract type name	GDS Contract
Purpose of contract	General
Contract start date	01/08/2015
Contract end date	

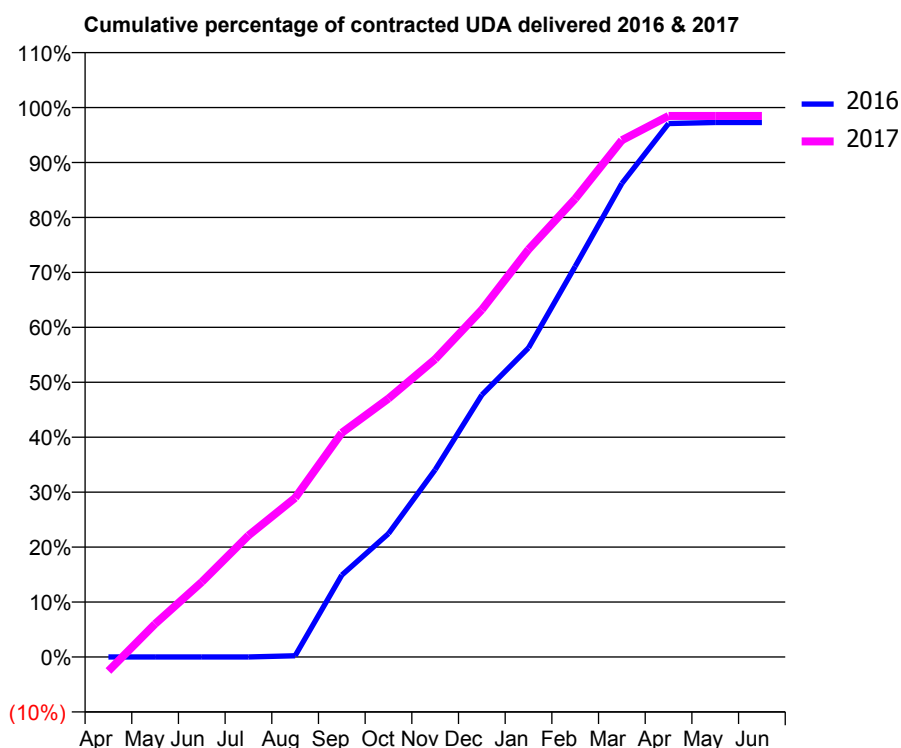
16/17 Contracted general activity (UDA)	27,953
Carry forward general activity (UDA)	1,118
16/17 Contracted orthodontic activity (UOA)	0
Carry forward orthodontic activity (UOA)	0
Baseline contract value	£721,434.35

ACCESS*

Patients seen in 24 months	Total	Change since previous quarter
Quarter ending March 2016	7,591	
Quarter ending June 2016	8,404	↑
Quarter ending September 2016	9,053	↑
Quarter ending December 2016	9,594	↑
Quarter ending March 2017	10,241	↑
Variance since March 2016	34.9%	↑



ACTIVITY



Adjusted Scheduled Activity (UDA)		
Month	2016	2017
April	0	-717
May	0	1,686
June	0	3,816
July	0	6,182
August	44	8,093
September	2,774	11,408
October	4,177	13,150
November	6,337	15,153
December	8,869	17,665
January	10,466	20,730
February	13,221	23,312
March	16,027	26,286
April	18,055	27,526
May	18,091	27,526
June	18,091	27,526

QUALITY

	Quantity	Base Number	Contract	AT	Region	England
% of FP17s for the same patient ID Re-attending within 3 months - Children	187	3,421	5.5%	11.9%	11.9%	12.3%
% of FP17s for the same patient ID Re-attending within 3 months - Adults	1,647	12,429	13.3%	15.7%	16.6%	16.7%
% of FP17s for the same patient ID Re-attending between 3 & 9 months - Children	1,918	3,421	56.1%	57.2%	60.2%	57.6%
% of FP17s for the same patient ID Re-attending between 3 & 9 months - Adults	7,471	12,429	60.1%	48.2%	51.5%	50.1%
% of FP17s for Band 1 Urgent Courses	815	15,623	5.2%	9.7%	9.5%	9.1%
% of FP17s Relating to Free Repair or Replacements	84	15,623	0.5%	0.8%	0.7%	0.8%
% of FP17s Relating to Continuations	108	15,623	0.7%	0.9%	1.2%	1.2%
% of Patients satisfied with the dentistry they have received	44	44	100.0%	93.1%	93.1%	92.8%
% of Patients satisfied with the time they had to wait for an appointment	43	44	97.7%	89.9%	88.8%	88.7%

* This is based on patients treated on this contract for their most recent course of treatment. Figures in italics indicate the base number of FP17s or Patient Questionnaire responses are less than 100. N/A is shown where the base number of responses is less than 10 during the period. % is calculated as Quantity/Base number*100

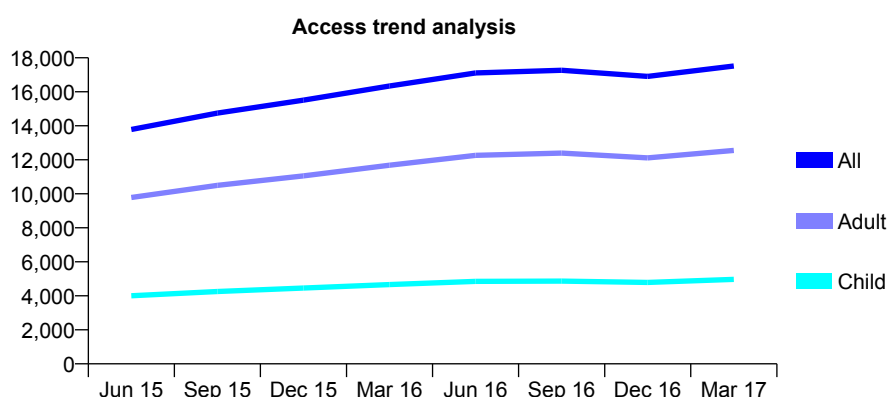
Q69 - Vital Signs At a Glance Contract Report for 153389/0001 - Year end March 2017

Name or company name	Smile Care (Dental) Ltd
Contract type name	GDS Contract
Purpose of contract	General
Contract start date	10/03/2008
Contract end date	

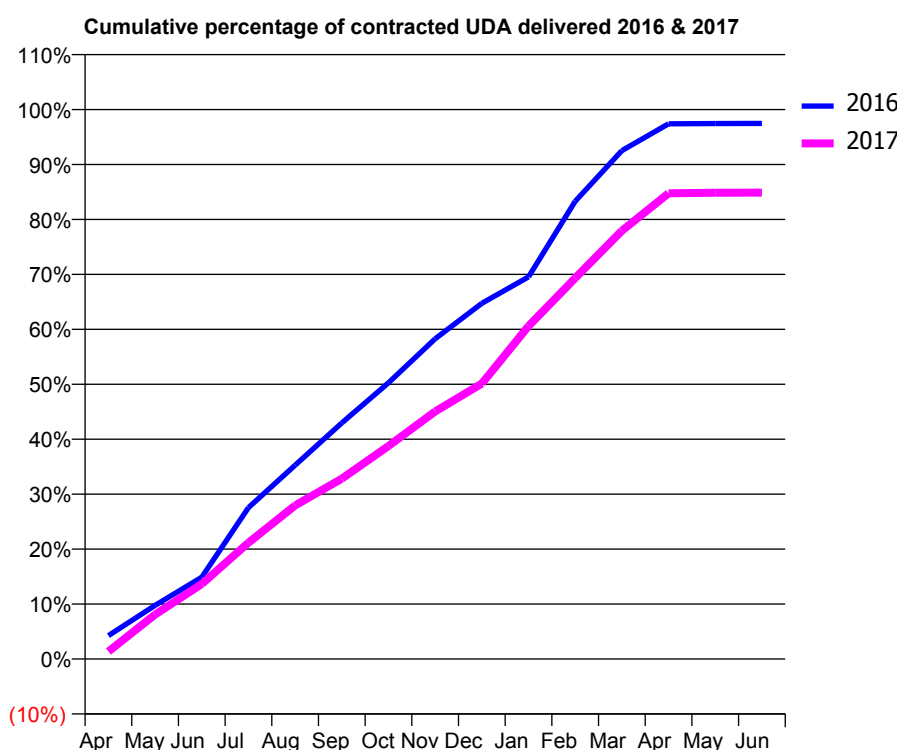
16/17 Contracted general activity (UDA)	47,185
Carry forward general activity (UDA)	1,174
16/17 Contracted orthodontic activity (UOA)	0
Carry forward orthodontic activity (UOA)	0
Baseline contract value	£1,238,704.26

ACCESS*

Patients seen in 24 months	Total	Change since previous quarter
Quarter ending March 2016	16,343	
Quarter ending June 2016	17,109	↑
Quarter ending September 2016	17,263	→
Quarter ending December 2016	16,905	↓
Quarter ending March 2017	17,518	↑
Variance since March 2016	7.2%	↑



ACTIVITY



Adjusted Scheduled Activity (UDA)		
Month	2016	2017
April	1,982	651
May	4,537	3,815
June	6,912	6,445
July	12,801	9,992
August	16,374	13,180
September	19,954	15,484
October	23,346	18,290
November	27,060	21,262
December	30,061	23,647
January	32,295	28,591
February	38,676	32,709
March	42,967	36,774
April	45,228	39,986
May	45,250	40,032
June	45,262	40,046

QUALITY

	Quantity	Base Number	Contract	AT	Region	England
% of FP17s for the same patient ID Re-attending within 3 months - Children	513	5,204	9.9%	11.9%	11.9%	12.3%
% of FP17s for the same patient ID Re-attending within 3 months - Adults	2,054	12,316	16.7%	15.7%	16.6%	16.7%
% of FP17s for the same patient ID Re-attending between 3 & 9 months - Children	1,840	5,204	35.4%	57.2%	60.2%	57.6%
% of FP17s for the same patient ID Re-attending between 3 & 9 months - Adults	3,344	12,316	27.2%	48.2%	51.5%	50.1%
% of FP17s for Band 1 Urgent Courses	3,503	16,325	21.5%	9.7%	9.5%	9.1%
% of FP17s Relating to Free Repair or Replacements	108	16,325	0.7%	0.8%	0.7%	0.8%
% of FP17s Relating to Continuations	57	16,325	0.3%	0.9%	1.2%	1.2%
% of Patients satisfied with the dentistry they have received	17	20	85.0%	93.1%	93.1%	92.8%
% of Patients satisfied with the time they had to wait for an appointment	16	20	80.0%	89.9%	88.8%	88.7%

* This is based on patients treated on this contract for their most recent course of treatment. Figures in italics indicate the base number of FP17s or Patient Questionnaire responses are less than 100. N/A is shown where the base number of responses is less than 10 during the period. % is calculated as Quantity/Base number*100

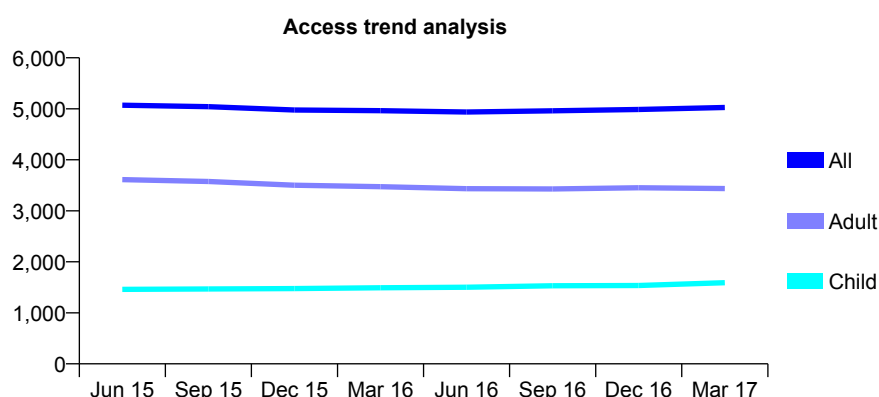
Q69 - Vital Signs At a Glance Contract Report for 154032/0001 - Year end March 2017

Name or company name	PURESMILE EARLEY LTD
Contract type name	PDS Plus Contract
Purpose of contract	General
Contract start date	01/02/2011
Contract end date	31/03/2017

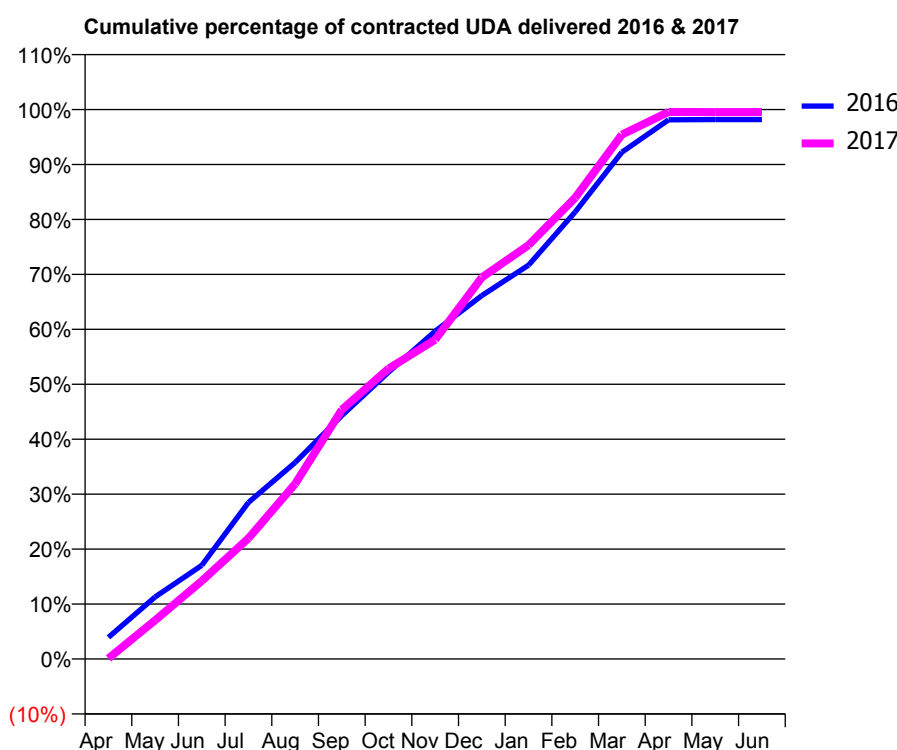
16/17 Contracted general activity (UDA)	14,000
Carry forward general activity (UDA)	267
16/17 Contracted orthodontic activity (UOA)	0
Carry forward orthodontic activity (UOA)	0
Baseline contract value	£203,741.59

ACCESS*

Patients seen in 24 months	Total	Change since previous quarter
Quarter ending March 2016	4,964	
Quarter ending June 2016	4,936	→
Quarter ending September 2016	4,960	→
Quarter ending December 2016	4,987	→
Quarter ending March 2017	5,026	→
Variance since March 2016	1.2%	→



ACTIVITY



Adjusted Scheduled Activity (UDA)		
Month	2016	2017
April	579	14
May	1,655	987
June	2,499	1,990
July	4,178	3,077
August	5,243	4,461
September	6,492	6,351
October	7,648	7,398
November	8,746	8,134
December	9,694	9,722
January	10,507	10,544
February	11,926	11,754
March	13,519	13,360
April	14,381	13,936
May	14,392	13,935
June	14,391	13,933

QUALITY

	Quantity	Base Number	Contract	AT	Region	England
% of FP17s for the same patient ID Re-attending within 3 months - Children	147	2,260	6.5%	11.9%	11.9%	12.3%
% of FP17s for the same patient ID Re-attending within 3 months - Adults	540	4,446	12.1%	15.7%	16.6%	16.7%
% of FP17s for the same patient ID Re-attending between 3 & 9 months - Children	1,175	2,260	52.0%	57.2%	60.2%	57.6%
% of FP17s for the same patient ID Re-attending between 3 & 9 months - Adults	2,214	4,446	49.8%	48.2%	51.5%	50.1%
% of FP17s for Band 1 Urgent Courses	456	6,605	6.9%	9.7%	9.5%	9.1%
% of FP17s Relating to Free Repair or Replacements	124	6,605	1.9%	0.8%	0.7%	0.8%
% of FP17s Relating to Continuations	46	6,605	0.7%	0.9%	1.2%	1.2%
% of Patients satisfied with the dentistry they have received	5	5	N/A	93.1%	93.1%	92.8%
% of Patients satisfied with the time they had to wait for an appointment	5	5	N/A	89.9%	88.8%	88.7%

* This is based on patients treated on this contract for their most recent course of treatment. Figures in italics indicate the base number of FP17s or Patient Questionnaire responses are less than 100. N/A is shown where the base number of responses is less than 10 during the period. % is calculated as Quantity/Base number*100

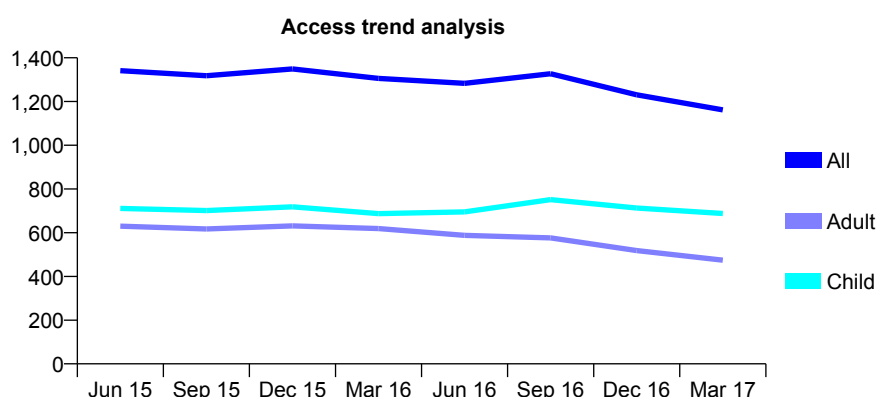
Q69 - Vital Signs At a Glance Contract Report for 154601/0001 - Year end March 2017

Name or company name	Oxfordshire Priority Dental Service
Contract type name	PDS Contract
Purpose of contract	General
Contract start date	01/04/2006
Contract end date	31/03/2018

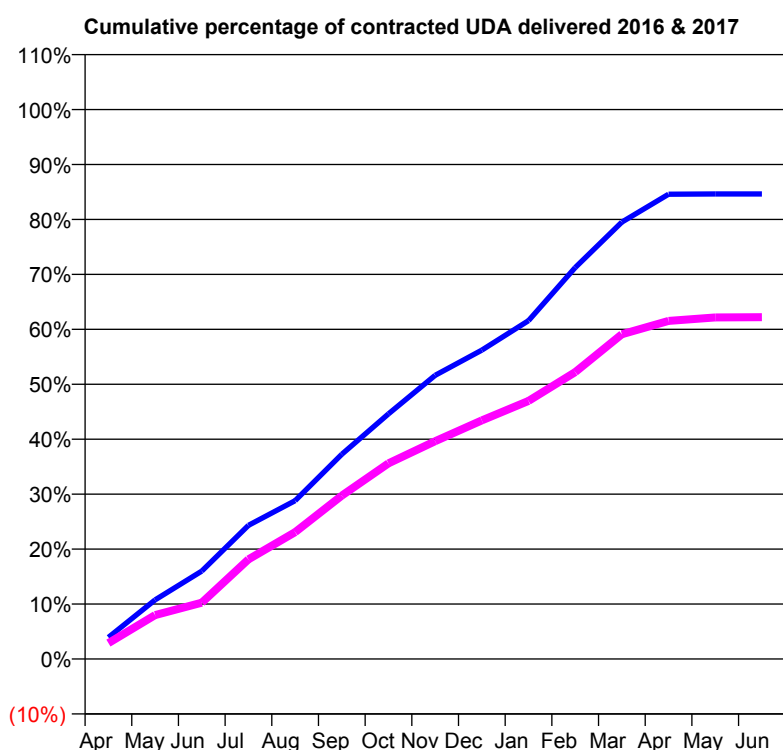
16/17 Contracted general activity (UDA)	3,000
Carry forward general activity (UDA)	0
16/17 Contracted orthodontic activity (UOA)	0
Carry forward orthodontic activity (UOA)	0
Baseline contract value	£0.00

ACCESS*

Patients seen in 24 months	Total	Change since previous quarter
Quarter ending March 2016	1,306	
Quarter ending June 2016	1,283	↓
Quarter ending September 2016	1,327	↑
Quarter ending December 2016	1,231	↓
Quarter ending March 2017	1,162	↓
Variance since March 2016	(11.0%)	↓



ACTIVITY



Adjusted Scheduled Activity (UDA)		
Month	2016	2017
April	118	87
May	323	240
June	480	308
July	730	544
August	865	693
September	1,118	892
October	1,338	1,068
November	1,549	1,189
December	1,687	1,303
January	1,847	1,409
February	2,137	1,566
March	2,385	1,773
April	2,538	1,846
May	2,539	1,865
June	2,539	1,866

QUALITY

	Quantity	Base Number	Contract	AT	Region	England
% of FP17s for the same patient ID Re-attending within 3 months - Children	70	845	8.3%	11.9%	11.9%	12.3%
% of FP17s for the same patient ID Re-attending within 3 months - Adults	36	406	8.9%	15.7%	16.6%	16.7%
% of FP17s for the same patient ID Re-attending between 3 & 9 months - Children	255	845	30.2%	57.2%	60.2%	57.6%
% of FP17s for the same patient ID Re-attending between 3 & 9 months - Adults	101	406	24.9%	48.2%	51.5%	50.1%
% of FP17s for Band 1 Urgent Courses	190	1,222	15.5%	9.7%	9.5%	9.1%
% of FP17s Relating to Free Repair or Replacements	0	1,222	0.0%	0.8%	0.7%	0.8%
% of FP17s Relating to Continuations	11	1,222	0.9%	0.9%	1.2%	1.2%
% of Patients satisfied with the dentistry they have received	1	1	N/A	93.1%	93.1%	92.8%
% of Patients satisfied with the time they had to wait for an appointment	1	1	N/A	89.9%	88.8%	88.7%

* This is based on patients treated on this contract for their most recent course of treatment. Figures in italics indicate the base number of FP17s or Patient Questionnaire responses are less than 100. N/A is shown where the base number of responses is less than 10 during the period. % is calculated as Quantity/Base number*100

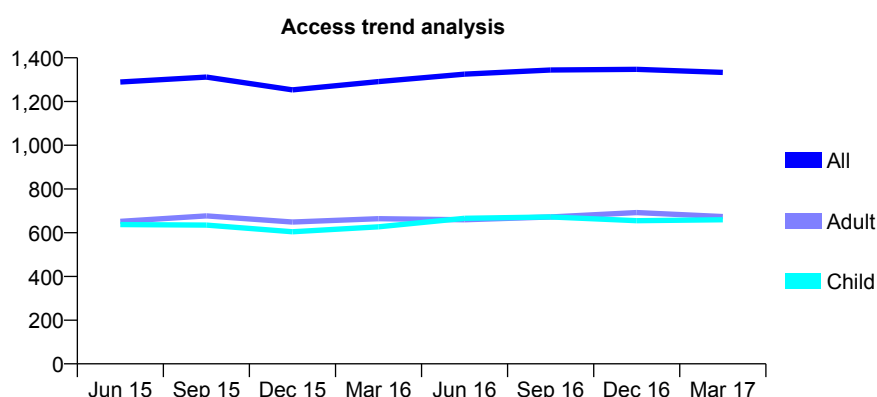
Q69 - Vital Signs At a Glance Contract Report for 154601/0002 - Year end March 2017

Name or company name	Oxfordshire Priority Dental Service
Contract type name	PDS Contract
Purpose of contract	General and Orthodontic
Contract start date	01/04/2006
Contract end date	31/03/2018

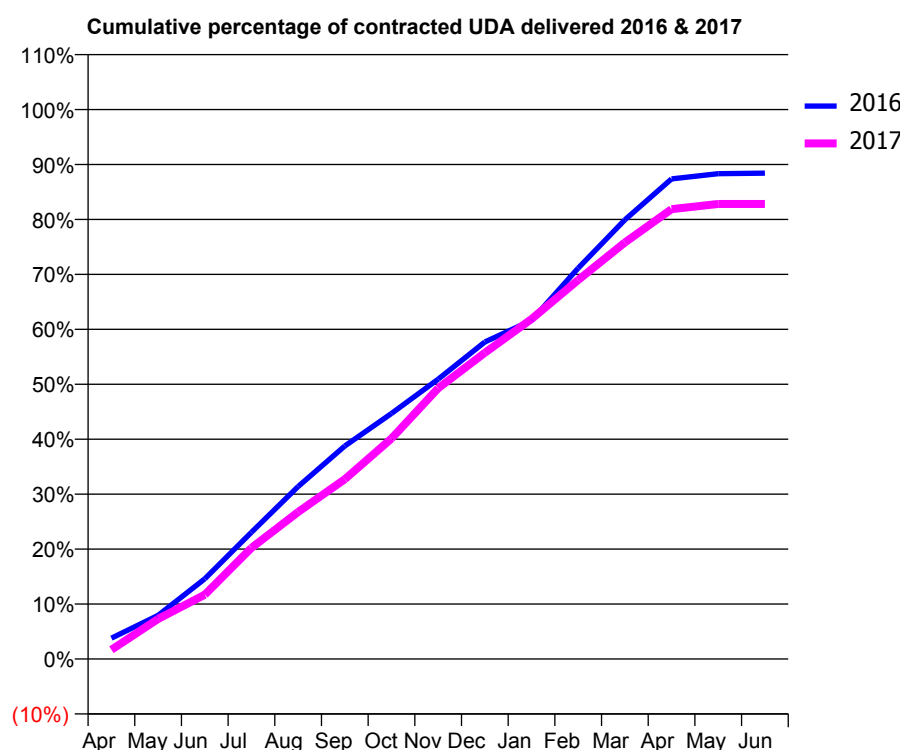
16/17 Contracted general activity (UDA)	4,000
Carry forward general activity (UDA)	0
16/17 Contracted orthodontic activity (UOA)	0
Carry forward orthodontic activity (UOA)	0
Baseline contract value	£0.00

ACCESS*

Patients seen in 24 months	Total	Change since previous quarter
Quarter ending March 2016	1,291	
Quarter ending June 2016	1,325	↑
Quarter ending September 2016	1,344	→
Quarter ending December 2016	1,347	→
Quarter ending March 2017	1,333	↓
Variance since March 2016	3.3%	↑



ACTIVITY



Adjusted Scheduled Activity (UDA)		
Month	2016	2017
April	152	68
May	318	292
June	584	468
July	922	809
August	1,256	1,070
September	1,551	1,309
October	1,788	1,605
November	2,037	1,971
December	2,308	2,229
January	2,465	2,475
February	2,846	2,760
March	3,197	3,032
April	3,495	3,274
May	3,533	3,312
June	3,536	3,312

QUALITY

	Quantity	Base Number	Contract	AT	Region	England
% of FP17s for the same patient ID Re-attending within 3 months - Children	154	1,048	14.7%	11.9%	11.9%	12.3%
% of FP17s for the same patient ID Re-attending within 3 months - Adults	60	783	7.7%	15.7%	16.6%	16.7%
% of FP17s for the same patient ID Re-attending between 3 & 9 months - Children	261	1,048	24.9%	57.2%	60.2%	57.6%
% of FP17s for the same patient ID Re-attending between 3 & 9 months - Adults	161	783	20.6%	48.2%	51.5%	50.1%
% of FP17s for Band 1 Urgent Courses	136	1,657	8.2%	9.7%	9.5%	9.1%
% of FP17s Relating to Free Repair or Replacements	0	1,657	0.0%	0.8%	0.7%	0.8%
% of FP17s Relating to Continuations	27	1,657	1.6%	0.9%	1.2%	1.2%
% of Patients satisfied with the dentistry they have received	0	0	N/A	93.1%	93.1%	92.8%
% of Patients satisfied with the time they had to wait for an appointment	0	0	N/A	89.9%	88.8%	88.7%

* This is based on patients treated on this contract for their most recent course of treatment. Figures in italics indicate the base number of FP17s or Patient Questionnaire responses are less than 100. N/A is shown where the base number of responses is less than 10 during the period. % is calculated as Quantity/Base number*100

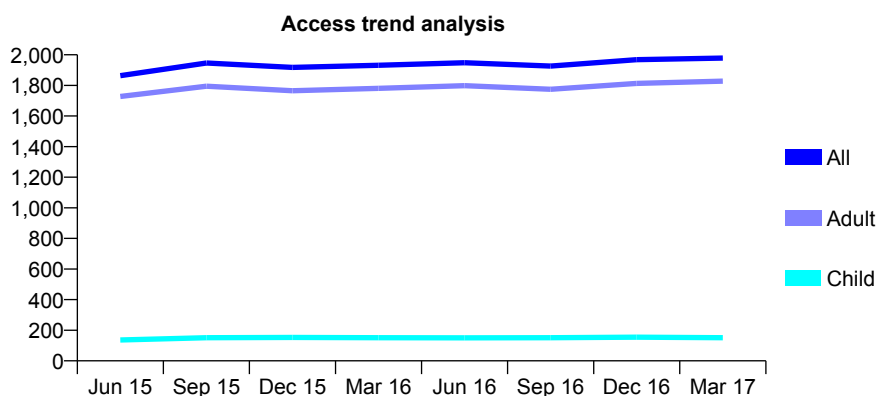
Q69 - Vital Signs At a Glance Contract Report for 154601/0003 - Year end March 2017

Name or company name	Oxfordshire Priority Dental Service
Contract type name	PDS Contract
Purpose of contract	General
Contract start date	01/04/2006
Contract end date	31/03/2018

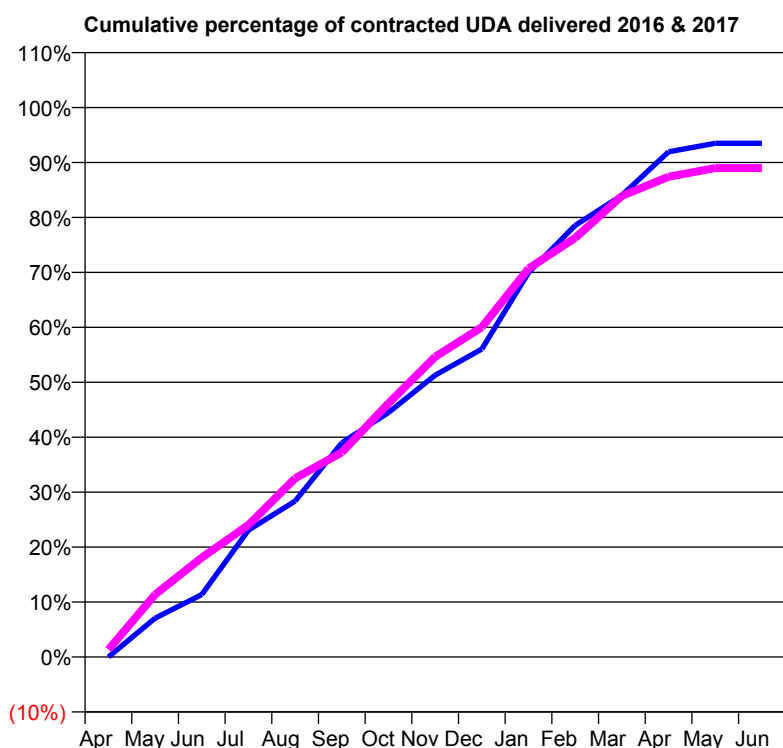
16/17 Contracted general activity (UDA)	4,000
Carry forward general activity (UDA)	0
16/17 Contracted orthodontic activity (UOA)	0
Carry forward orthodontic activity (UOA)	0
Baseline contract value	£0.00

ACCESS*

Patients seen in 24 months	Total	Change since previous quarter
Quarter ending March 2016	1,932	
Quarter ending June 2016	1,948	→
Quarter ending September 2016	1,926	↓
Quarter ending December 2016	1,968	↑
Quarter ending March 2017	1,979	→
Variance since March 2016	2.4%	↑



ACTIVITY



Adjusted Scheduled Activity (UDA)		
Month	2016	2017
April	0	54
May	283	455
June	454	724
July	924	961
August	1,135	1,301
September	1,559	1,489
October	1,780	1,847
November	2,052	2,185
December	2,242	2,401
January	2,798	2,828
February	3,142	3,050
March	3,361	3,356
April	3,677	3,496
May	3,739	3,559
June	3,739	3,559

QUALITY

	Quantity	Base Number	Contract	AT	Region	England
% of FP17s for the same patient ID Re-attending within 3 months - Children	9	370	2.4%	11.9%	11.9%	12.3%
% of FP17s for the same patient ID Re-attending within 3 months - Adults	65	2,769	2.3%	15.7%	16.6%	16.7%
% of FP17s for the same patient ID Re-attending between 3 & 9 months - Children	3	370	0.8%	57.2%	60.2%	57.6%
% of FP17s for the same patient ID Re-attending between 3 & 9 months - Adults	35	2,769	1.3%	48.2%	51.5%	50.1%
% of FP17s for Band 1 Urgent Courses	2,963	2,967	99.9%	9.7%	9.5%	9.1%
% of FP17s Relating to Free Repair or Replacements	0	2,967	0.0%	0.8%	0.7%	0.8%
% of FP17s Relating to Continuations	0	2,967	0.0%	0.9%	1.2%	1.2%
% of Patients satisfied with the dentistry they have received	1	1	N/A	93.1%	93.1%	92.8%
% of Patients satisfied with the time they had to wait for an appointment	1	1	N/A	89.9%	88.8%	88.7%

* This is based on patients treated on this contract for their most recent course of treatment. Figures in italics indicate the base number of FP17s or Patient Questionnaire responses are less than 100. N/A is shown where the base number of responses is less than 10 during the period. % is calculated as Quantity/Base number*100

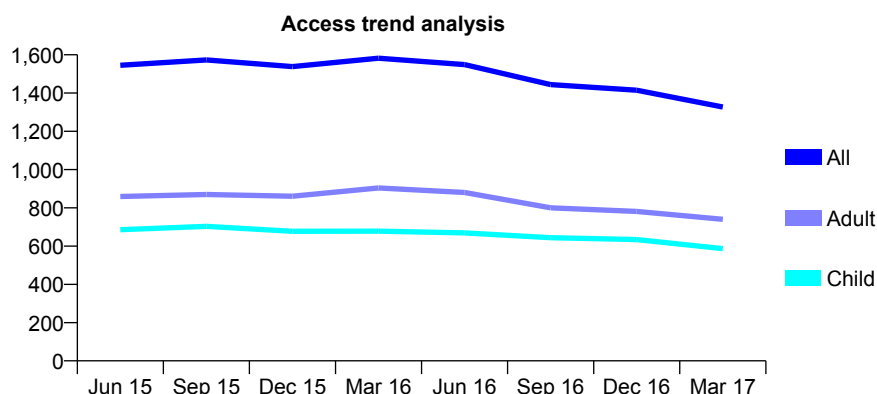
Q69 - Vital Signs At a Glance Contract Report for 154601/0004 - Year end March 2017

Name or company name	Oxfordshire Priority Dental Service
Contract type name	PDS Contract
Purpose of contract	General
Contract start date	01/04/2006
Contract end date	31/03/2018

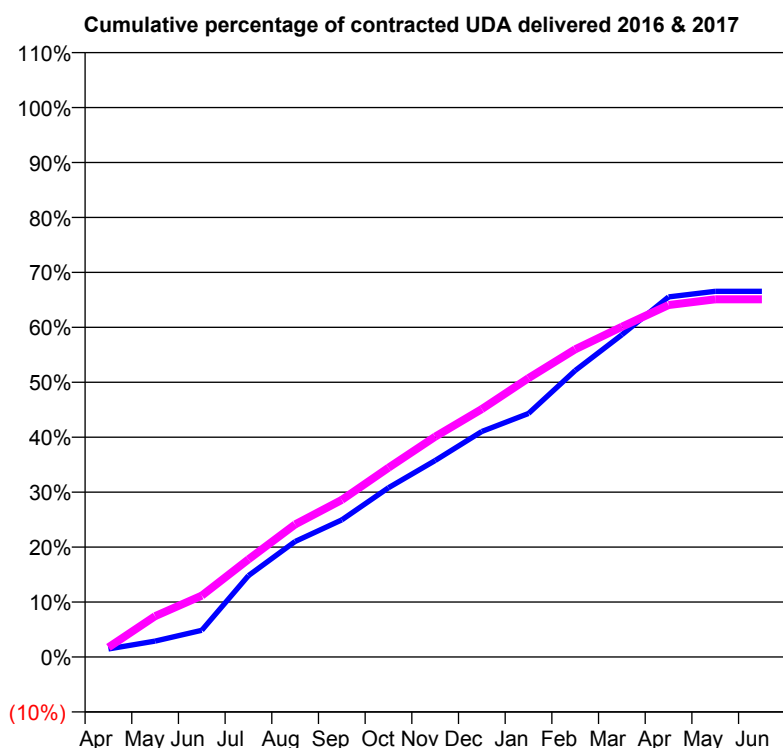
16/17 Contracted general activity (UDA)	5,000
Carry forward general activity (UDA)	0
16/17 Contracted orthodontic activity (UOA)	0
Carry forward orthodontic activity (UOA)	0
Baseline contract value	£0.00

ACCESS*

Patients seen in 24 months	Total	Change since previous quarter
Quarter ending March 2016	1,582	
Quarter ending June 2016	1,549	↓
Quarter ending September 2016	1,444	↓
Quarter ending December 2016	1,415	↓
Quarter ending March 2017	1,327	↓
Variance since March 2016	(16.1%)	↓



ACTIVITY



Adjusted Scheduled Activity (UDA)		
Month	2016	2017
April	74	88
May	145	372
June	243	559
July	741	889
August	1,051	1,207
September	1,248	1,429
October	1,541	1,723
November	1,788	2,005
December	2,052	2,257
January	2,216	2,538
February	2,607	2,800
March	2,932	3,005
April	3,276	3,202
May	3,328	3,255
June	3,328	3,255

QUALITY

	Quantity	Base Number	Contract	AT	Region	England
% of FP17s for the same patient ID Re-attending within 3 months - Children	116	878	13.2%	11.9%	11.9%	12.3%
% of FP17s for the same patient ID Re-attending within 3 months - Adults	100	733	13.6%	15.7%	16.6%	16.7%
% of FP17s for the same patient ID Re-attending between 3 & 9 months - Children	285	878	32.5%	57.2%	60.2%	57.6%
% of FP17s for the same patient ID Re-attending between 3 & 9 months - Adults	137	733	18.7%	48.2%	51.5%	50.1%
% of FP17s for Band 1 Urgent Courses	387	1,552	24.9%	9.7%	9.5%	9.1%
% of FP17s Relating to Free Repair or Replacements	0	1,552	0.0%	0.8%	0.7%	0.8%
% of FP17s Relating to Continuations	14	1,552	0.9%	0.9%	1.2%	1.2%
% of Patients satisfied with the dentistry they have received	1	1	N/A	93.1%	93.1%	92.8%
% of Patients satisfied with the time they had to wait for an appointment	1	1	N/A	89.9%	88.8%	88.7%

* This is based on patients treated on this contract for their most recent course of treatment. Figures in italics indicate the base number of FP17s or Patient Questionnaire responses are less than 100. N/A is shown where the base number of responses is less than 10 during the period. % is calculated as Quantity/Base number*100

Q69 - Vital Signs At a Glance Contract Report for 154601/0005 - Year end March 2017

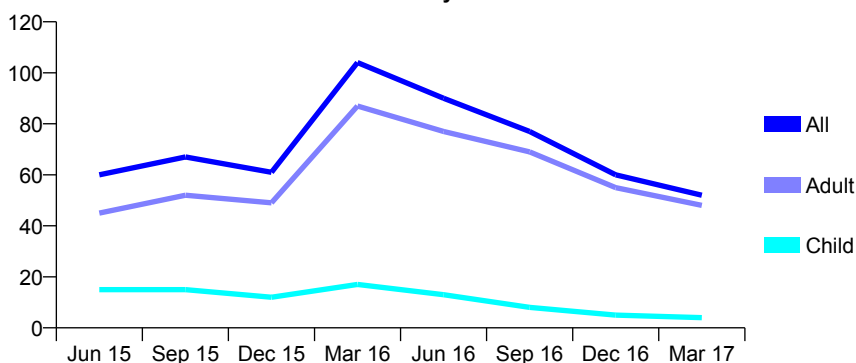
Name or company name	Oxfordshire Priority Dental Service
Contract type name	PDS Contract
Purpose of contract	General
Contract start date	01/04/2006
Contract end date	31/03/2018

16/17 Contracted general activity (UDA)	1,000
Carry forward general activity (UDA)	0
16/17 Contracted orthodontic activity (UOA)	0
Carry forward orthodontic activity (UOA)	0
Baseline contract value	£0.00

ACCESS*

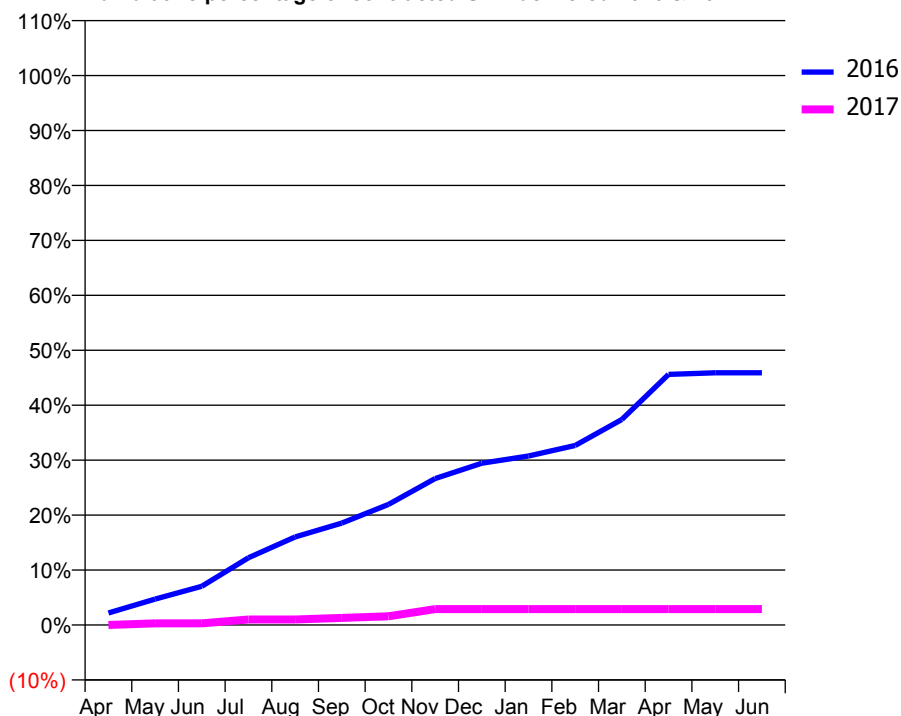
Patients seen in 24 months	Total	Change since previous quarter
Quarter ending March 2016	104	
Quarter ending June 2016	90	↓
Quarter ending September 2016	77	↓
Quarter ending December 2016	60	↓
Quarter ending March 2017	52	↓
Variance since March 2016	(50.0%)	↓

Access trend analysis



ACTIVITY

Cumulative percentage of contracted UDA delivered 2016 & 2017



Month	Adjusted Scheduled Activity (UDA)	
	2016	2017
April	22	0
May	47	3
June	70	3
July	122	10
August	160	10
September	185	13
October	220	16
November	267	29
December	295	29
January	308	29
February	327	29
March	374	29
April	456	29
May	459	29
June	459	29

QUALITY

	Quantity	Base Number	Contract	AT	Region	England
% of FP17s for the same patient ID Re-attending within 3 months - Children	0	10	0.0%	11.9%	11.9%	12.3%
% of FP17s for the same patient ID Re-attending within 3 months - Adults	0	34	0.0%	15.7%	16.6%	16.7%
% of FP17s for the same patient ID Re-attending between 3 & 9 months - Children	0	10	0.0%	57.2%	60.2%	57.6%
% of FP17s for the same patient ID Re-attending between 3 & 9 months - Adults	0	34	0.0%	48.2%	51.5%	50.1%
% of FP17s for Band 1 Urgent Courses	0	8	0.0%	9.7%	9.5%	9.1%
% of FP17s Relating to Free Repair or Replacements	0	8	0.0%	0.8%	0.7%	0.8%
% of FP17s Relating to Continuations	0	8	0.0%	0.9%	1.2%	1.2%
% of Patients satisfied with the dentistry they have received	0	0	N/A	93.1%	93.1%	92.8%
% of Patients satisfied with the time they had to wait for an appointment	0	0	N/A	89.9%	88.8%	88.7%

* This is based on patients treated on this contract for their most recent course of treatment. Figures in italics indicate the base number of FP17s or Patient Questionnaire responses are less than 100. N/A is shown where the base number of responses is less than 10 during the period. % is calculated as Quantity/Base number*100

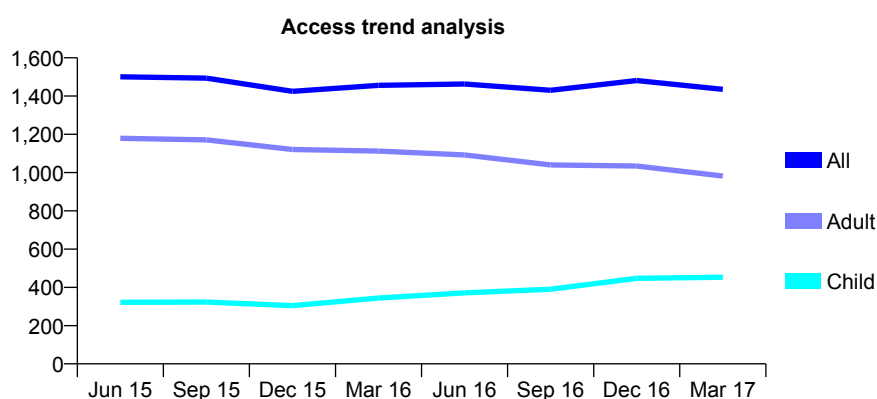
Q69 - Vital Signs At a Glance Contract Report for 154601/0006 - Year end March 2017

Name or company name	Oxfordshire Priority Dental Service
Contract type name	PDS Contract
Purpose of contract	General
Contract start date	01/04/2006
Contract end date	31/03/2018

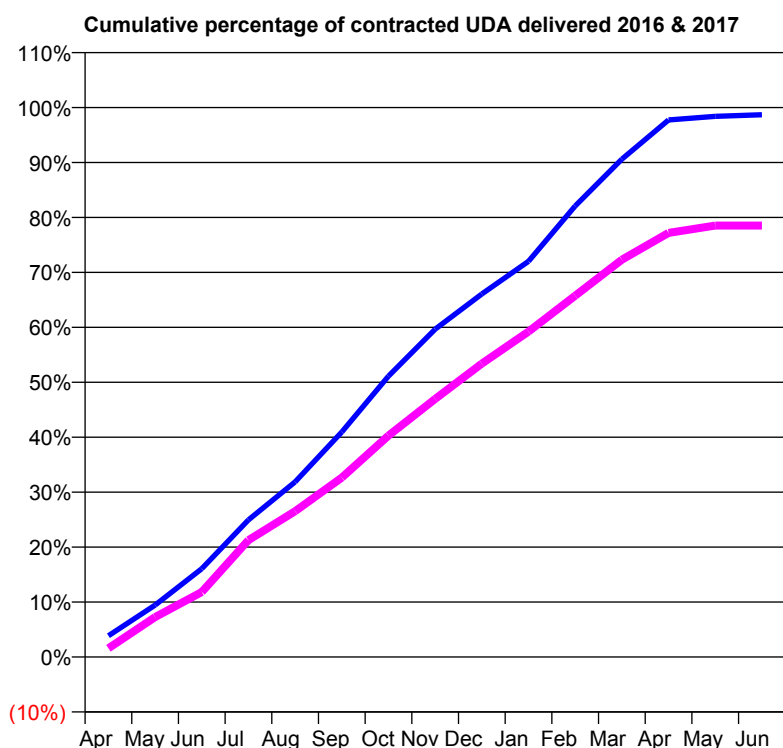
16/17 Contracted general activity (UDA)	4,000
Carry forward general activity (UDA)	0
16/17 Contracted orthodontic activity (UOA)	0
Carry forward orthodontic activity (UOA)	0
Baseline contract value	£0.00

ACCESS*

Patients seen in 24 months	Total	Change since previous quarter
Quarter ending March 2016	1,456	
Quarter ending June 2016	1,463	→
Quarter ending September 2016	1,430	↓
Quarter ending December 2016	1,481	↑
Quarter ending March 2017	1,435	↓
Variance since March 2016	(1.4%)	↓



ACTIVITY



Adjusted Scheduled Activity (UDA)		
Month	2016	2017
April	155	63
May	378	291
June	643	473
July	998	851
August	1,275	1,062
September	1,638	1,306
October	2,045	1,611
November	2,386	1,879
December	2,642	2,136
January	2,881	2,369
February	3,283	2,630
March	3,624	2,892
April	3,910	3,087
May	3,936	3,141
June	3,948	3,141

QUALITY

	Quantity	Base Number	Contract	AT	Region	England
% of FP17s for the same patient ID Re-attending within 3 months - Children	54	687	7.9%	11.9%	11.9%	12.3%
% of FP17s for the same patient ID Re-attending within 3 months - Adults	120	987	12.2%	15.7%	16.6%	16.7%
% of FP17s for the same patient ID Re-attending between 3 & 9 months - Children	150	687	21.8%	57.2%	60.2%	57.6%
% of FP17s for the same patient ID Re-attending between 3 & 9 months - Adults	269	987	27.3%	48.2%	51.5%	50.1%
% of FP17s for Band 1 Urgent Courses	384	1,637	23.5%	9.7%	9.5%	9.1%
% of FP17s Relating to Free Repair or Replacements	1	1,637	0.1%	0.8%	0.7%	0.8%
% of FP17s Relating to Continuations	9	1,637	0.5%	0.9%	1.2%	1.2%
% of Patients satisfied with the dentistry they have received	1	2	N/A	93.1%	93.1%	92.8%
% of Patients satisfied with the time they had to wait for an appointment	2	2	N/A	89.9%	88.8%	88.7%

* This is based on patients treated on this contract for their most recent course of treatment. Figures in italics indicate the base number of FP17s or Patient Questionnaire responses are less than 100. N/A is shown where the base number of responses is less than 10 during the period. % is calculated as Quantity/Base number*100

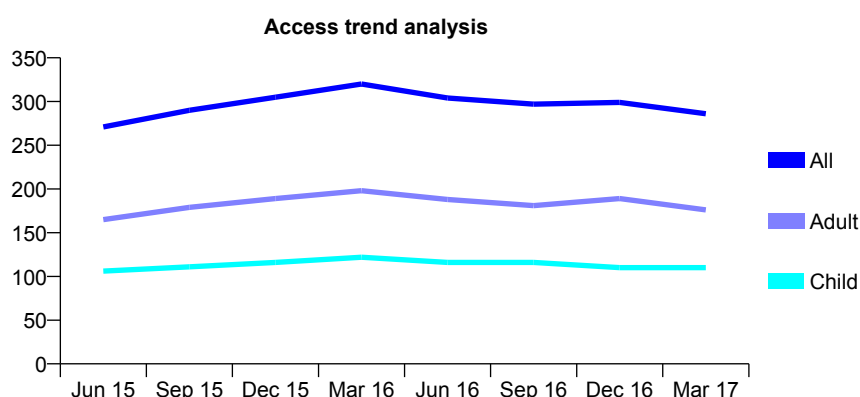
Q69 - Vital Signs At a Glance Contract Report for 154601/0007 - Year end March 2017

Name or company name	Oxfordshire Priority Dental Service
Contract type name	PDS Contract
Purpose of contract	General
Contract start date	01/04/2006
Contract end date	31/03/2018

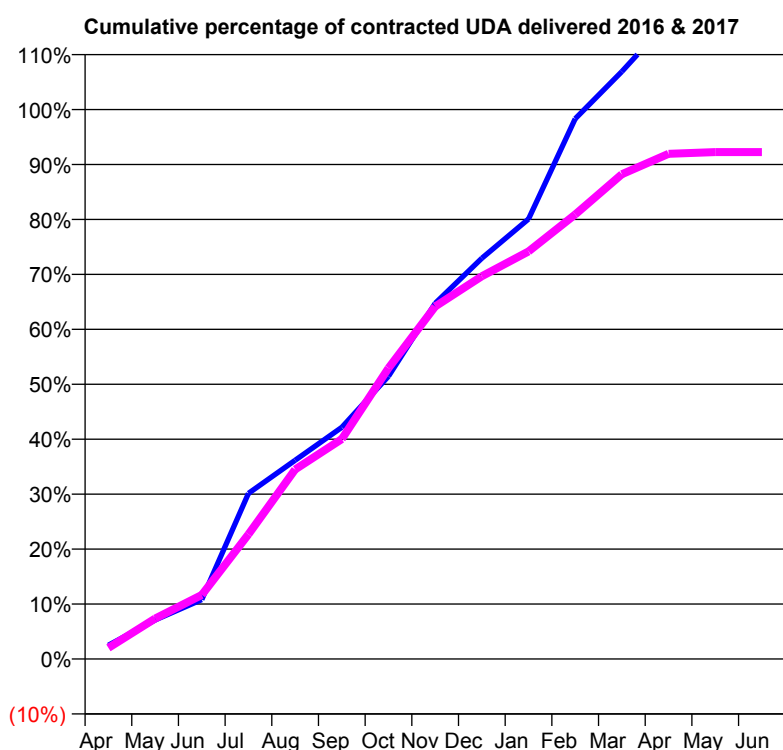
16/17 Contracted general activity (UDA)	1,000
Carry forward general activity (UDA)	0
16/17 Contracted orthodontic activity (UOA)	0
Carry forward orthodontic activity (UOA)	0
Baseline contract value	£0.00

ACCESS*

Patients seen in 24 months	Total	Change since previous quarter
Quarter ending March 2016	320	
Quarter ending June 2016	304	↓
Quarter ending September 2016	297	↓
Quarter ending December 2016	299	→
Quarter ending March 2017	286	↓
Variance since March 2016	(10.6%)	↓



ACTIVITY



Adjusted Scheduled Activity (UDA)		
Month	2016	2017
April	25	20
May	71	74
June	108	117
July	301	227
August	362	345
September	422	400
October	515	529
November	647	642
December	729	697
January	801	742
February	983	809
March	1,069	882
April	1,162	919
May	1,182	922
June	1,182	922

QUALITY

	Quantity	Base Number	Contract	AT	Region	England
% of FP17s for the same patient ID Re-attending within 3 months - Children	25	215	11.6%	11.9%	11.9%	12.3%
% of FP17s for the same patient ID Re-attending within 3 months - Adults	17	174	9.8%	15.7%	16.6%	16.7%
% of FP17s for the same patient ID Re-attending between 3 & 9 months - Children	104	215	48.4%	57.2%	60.2%	57.6%
% of FP17s for the same patient ID Re-attending between 3 & 9 months - Adults	83	174	47.7%	48.2%	51.5%	50.1%
% of FP17s for Band 1 Urgent Courses	12	361	3.3%	9.7%	9.5%	9.1%
% of FP17s Relating to Free Repair or Replacements	0	361	0.0%	0.8%	0.7%	0.8%
% of FP17s Relating to Continuations	4	361	1.1%	0.9%	1.2%	1.2%
% of Patients satisfied with the dentistry they have received	0	0	N/A	93.1%	93.1%	92.8%
% of Patients satisfied with the time they had to wait for an appointment	0	0	N/A	89.9%	88.8%	88.7%

* This is based on patients treated on this contract for their most recent course of treatment. Figures in italics indicate the base number of FP17s or Patient Questionnaire responses are less than 100. N/A is shown where the base number of responses is less than 10 during the period. % is calculated as Quantity/Base number*100

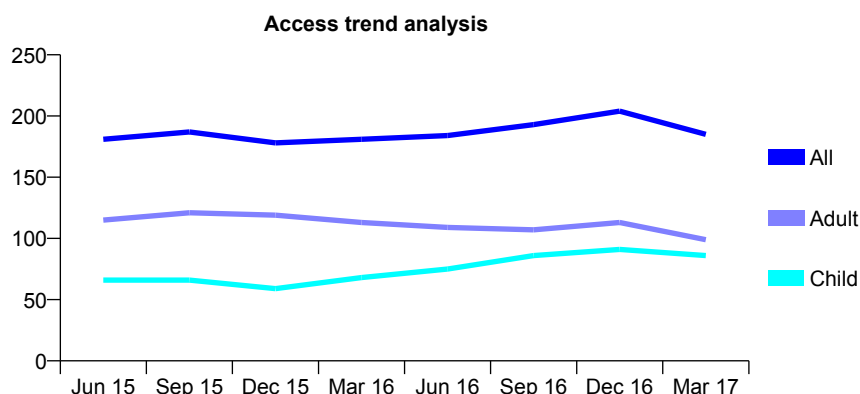
Q69 - Vital Signs At a Glance Contract Report for 154601/0008 - Year end March 2017

Name or company name	Oxfordshire Priority Dental Service
Contract type name	PDS Contract
Purpose of contract	General
Contract start date	01/04/2006
Contract end date	31/03/2018

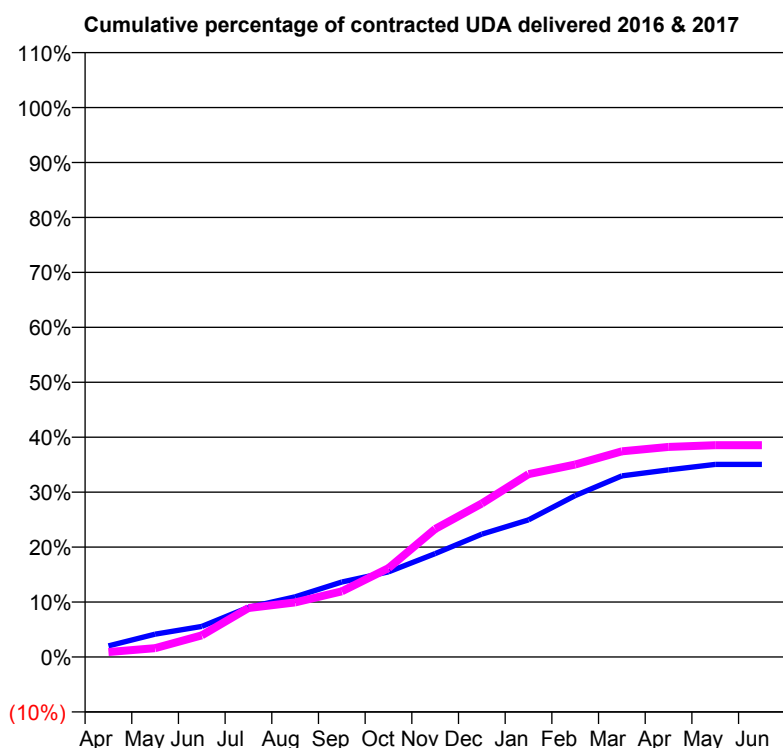
16/17 Contracted general activity (UDA)	1,000
Carry forward general activity (UDA)	0
16/17 Contracted orthodontic activity (UOA)	0
Carry forward orthodontic activity (UOA)	0
Baseline contract value	£0.00

ACCESS*

Patients seen in 24 months	Total	Change since previous quarter
Quarter ending March 2016	181	
Quarter ending June 2016	184	→
Quarter ending September 2016	193	↑
Quarter ending December 2016	204	↑
Quarter ending March 2017	185	↓
Variance since March 2016	2.2%	↑



ACTIVITY



Adjusted Scheduled Activity (UDA)		
Month	2016	2017
April	20	9
May	42	16
June	56	39
July	90	89
August	110	99
September	136	119
October	155	162
November	188	233
December	224	279
January	250	333
February	294	350
March	330	374
April	341	382
May	351	385
June	351	385

QUALITY

	Quantity	Base Number	Contract	AT	Region	England
% of FP17s for the same patient ID Re-attending within 3 months - Children	6	119	5.0%	11.9%	11.9%	12.3%
% of FP17s for the same patient ID Re-attending within 3 months - Adults	5	109	4.6%	15.7%	16.6%	16.7%
% of FP17s for the same patient ID Re-attending between 3 & 9 months - Children	26	119	21.8%	57.2%	60.2%	57.6%
% of FP17s for the same patient ID Re-attending between 3 & 9 months - Adults	37	109	33.9%	48.2%	51.5%	50.1%
% of FP17s for Band 1 Urgent Courses	17	220	7.7%	9.7%	9.5%	9.1%
% of FP17s Relating to Free Repair or Replacements	0	220	0.0%	0.8%	0.7%	0.8%
% of FP17s Relating to Continuations	3	220	1.4%	0.9%	1.2%	1.2%
% of Patients satisfied with the dentistry they have received	0	0	N/A	93.1%	93.1%	92.8%
% of Patients satisfied with the time they had to wait for an appointment	0	0	N/A	89.9%	88.8%	88.7%

* This is based on patients treated on this contract for their most recent course of treatment. Figures in italics indicate the base number of FP17s or Patient Questionnaire responses are less than 100. N/A is shown where the base number of responses is less than 10 during the period. % is calculated as Quantity/Base number*100

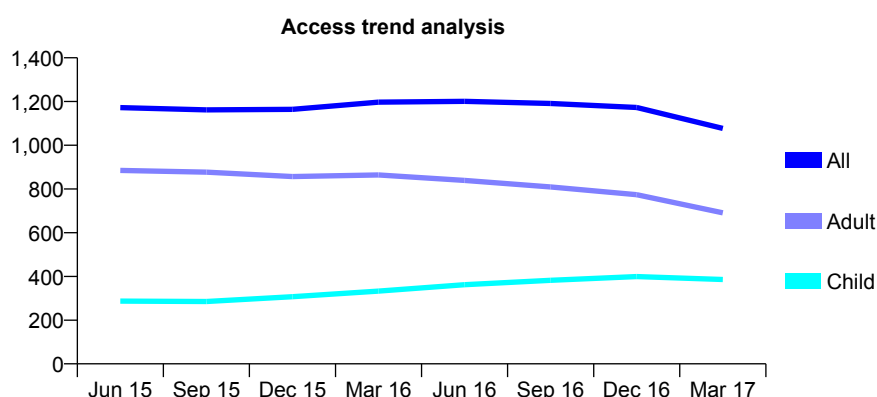
Q69 - Vital Signs At a Glance Contract Report for 154601/0009 - Year end March 2017

Name or company name	Oxfordshire Priority Dental Service
Contract type name	PDS Contract
Purpose of contract	General
Contract start date	01/04/2006
Contract end date	31/03/2018

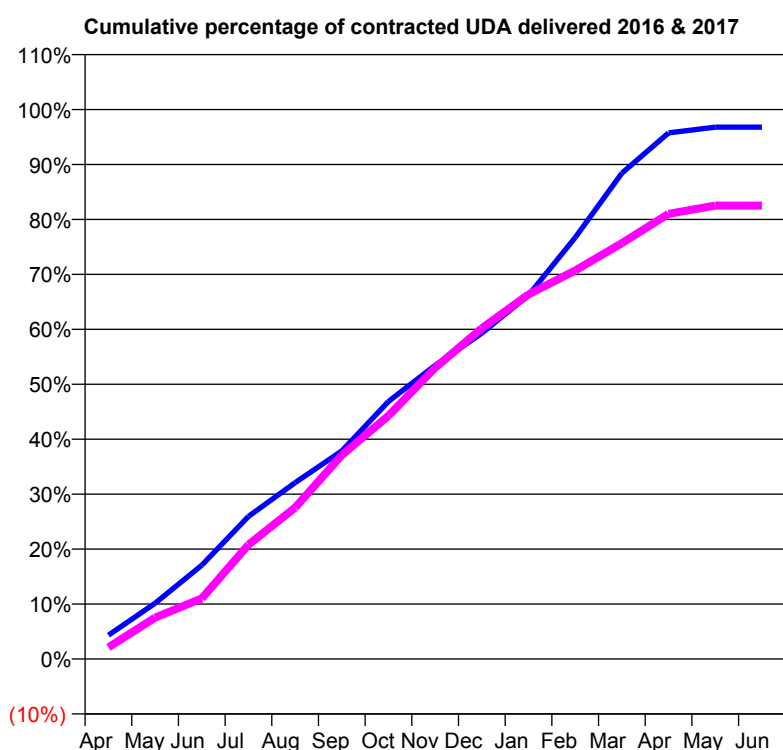
16/17 Contracted general activity (UDA)	3,000
Carry forward general activity (UDA)	0
16/17 Contracted orthodontic activity (UOA)	0
Carry forward orthodontic activity (UOA)	0
Baseline contract value	£0.00

ACCESS*

Patients seen in 24 months	Total	Change since previous quarter
Quarter ending March 2016	1,197	
Quarter ending June 2016	1,201	→
Quarter ending September 2016	1,191	→
Quarter ending December 2016	1,173	↓
Quarter ending March 2017	1,077	↓
Variance since March 2016	(10.0%)	↓



ACTIVITY



Adjusted Scheduled Activity (UDA)		
Month	2016	2017
April	130	64
May	305	226
June	512	331
July	779	625
August	963	827
September	1,136	1,113
October	1,406	1,328
November	1,603	1,590
December	1,779	1,806
January	1,986	1,991
February	2,301	2,121
March	2,652	2,270
April	2,872	2,430
May	2,903	2,476
June	2,903	2,476

QUALITY

	Quantity	Base Number	Contract	AT	Region	England
% of FP17s for the same patient ID Re-attending within 3 months - Children	46	617	7.5%	11.9%	11.9%	12.3%
% of FP17s for the same patient ID Re-attending within 3 months - Adults	65	725	9.0%	15.7%	16.6%	16.7%
% of FP17s for the same patient ID Re-attending between 3 & 9 months - Children	165	617	26.7%	57.2%	60.2%	57.6%
% of FP17s for the same patient ID Re-attending between 3 & 9 months - Adults	204	725	28.1%	48.2%	51.5%	50.1%
% of FP17s for Band 1 Urgent Courses	188	1,329	14.1%	9.7%	9.5%	9.1%
% of FP17s Relating to Free Repair or Replacements	0	1,329	0.0%	0.8%	0.7%	0.8%
% of FP17s Relating to Continuations	10	1,329	0.8%	0.9%	1.2%	1.2%
% of Patients satisfied with the dentistry they have received	1	1	N/A	93.1%	93.1%	92.8%
% of Patients satisfied with the time they had to wait for an appointment	1	1	N/A	89.9%	88.8%	88.7%

* This is based on patients treated on this contract for their most recent course of treatment. Figures in italics indicate the base number of FP17s or Patient Questionnaire responses are less than 100. N/A is shown where the base number of responses is less than 10 during the period. % is calculated as Quantity/Base number*100

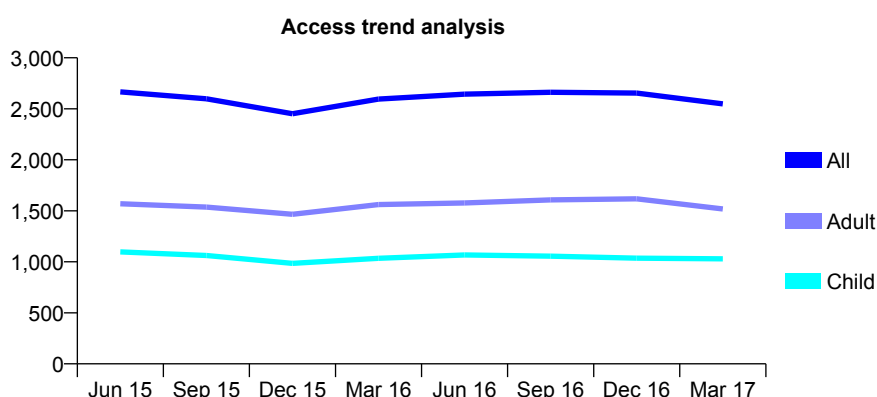
Q69 - Vital Signs At a Glance Contract Report for 154601/0010 - Year end March 2017

Name or company name	Oxfordshire Priority Dental Service
Contract type name	PDS Contract
Purpose of contract	General
Contract start date	01/04/2006
Contract end date	31/03/2018

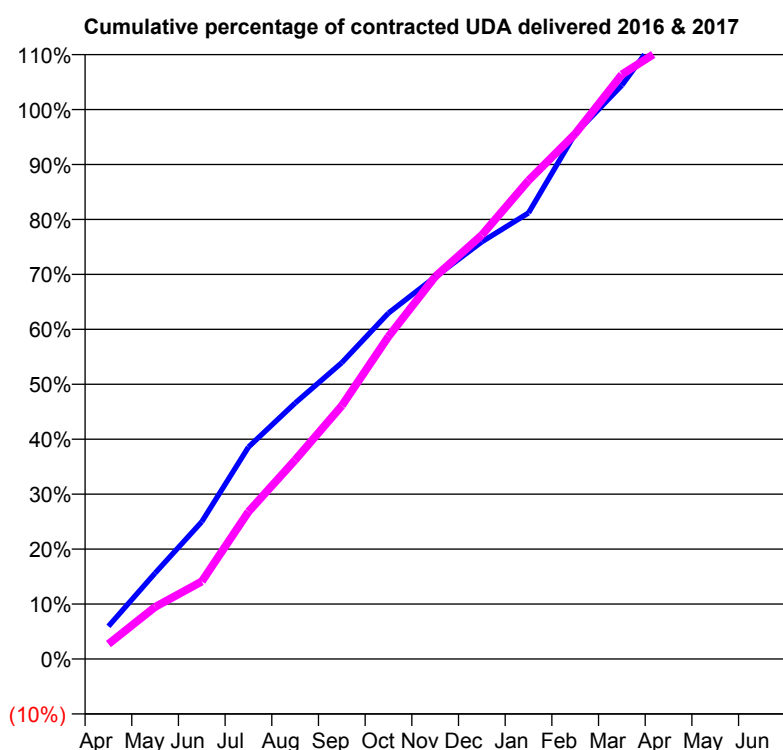
16/17 Contracted general activity (UDA)	5,400
Carry forward general activity (UDA)	0
16/17 Contracted orthodontic activity (UOA)	0
Carry forward orthodontic activity (UOA)	0
Baseline contract value	£0.00

ACCESS*

Patients seen in 24 months	Total	Change since previous quarter
Quarter ending March 2016	2,595	
Quarter ending June 2016	2,644	→
Quarter ending September 2016	2,662	→
Quarter ending December 2016	2,654	→
Quarter ending March 2017	2,548	↓
Variance since March 2016	(1.8%)	↓



ACTIVITY



Adjusted Scheduled Activity (UDA)		
Month	2016	2017
April	322	147
May	845	512
June	1,349	763
July	2,083	1,448
August	2,516	1,956
September	2,913	2,489
October	3,400	3,169
November	3,755	3,758
December	4,099	4,166
January	4,384	4,703
February	5,163	5,161
March	5,638	5,745
April	6,259	6,037
May	6,321	6,094
June	6,323	6,096

QUALITY

	Quantity	Base Number	Contract	AT	Region	England
% of FP17s for the same patient ID Re-attending within 3 months - Children	106	1,457	7.3%	11.9%	11.9%	12.3%
% of FP17s for the same patient ID Re-attending within 3 months - Adults	138	1,854	7.4%	15.7%	16.6%	16.7%
% of FP17s for the same patient ID Re-attending between 3 & 9 months - Children	411	1,457	28.2%	57.2%	60.2%	57.6%
% of FP17s for the same patient ID Re-attending between 3 & 9 months - Adults	342	1,854	18.4%	48.2%	51.5%	50.1%
% of FP17s for Band 1 Urgent Courses	643	3,128	20.6%	9.7%	9.5%	9.1%
% of FP17s Relating to Free Repair or Replacements	0	3,128	0.0%	0.8%	0.7%	0.8%
% of FP17s Relating to Continuations	15	3,128	0.5%	0.9%	1.2%	1.2%
% of Patients satisfied with the dentistry they have received	2	2	N/A	93.1%	93.1%	92.8%
% of Patients satisfied with the time they had to wait for an appointment	2	2	N/A	89.9%	88.8%	88.7%

* This is based on patients treated on this contract for their most recent course of treatment. Figures in italics indicate the base number of FP17s or Patient Questionnaire responses are less than 100. N/A is shown where the base number of responses is less than 10 during the period. % is calculated as Quantity/Base number*100

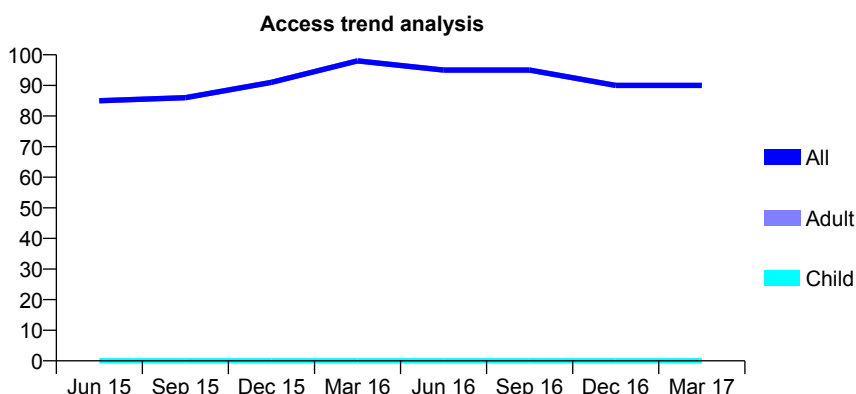
Q69 - Vital Signs At a Glance Contract Report for 154601/0012 - Year end March 2017

Name or company name	Oxfordshire Priority Dental Service
Contract type name	PDS Contract
Purpose of contract	General
Contract start date	01/04/2006
Contract end date	31/03/2018

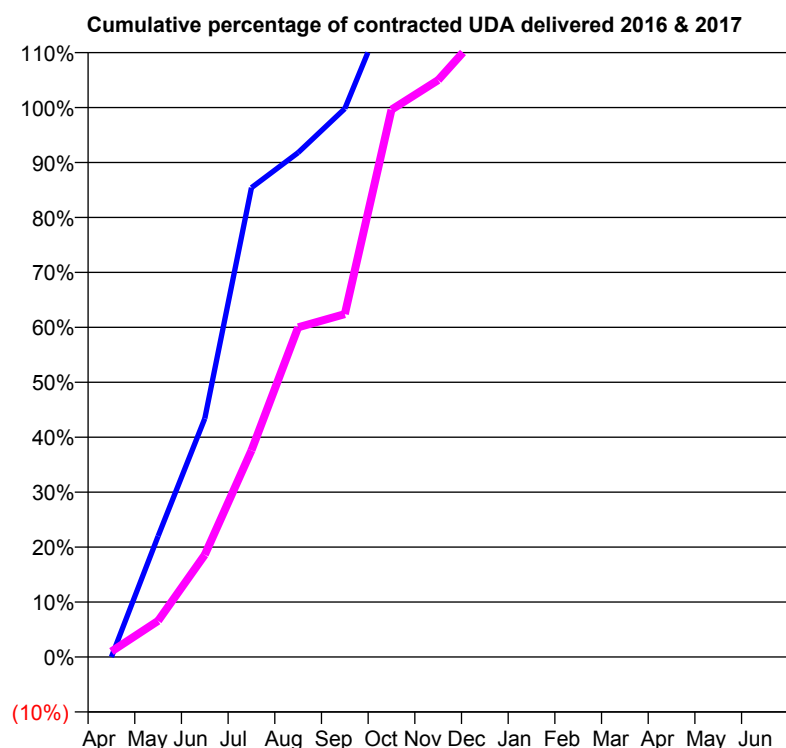
16/17 Contracted general activity (UDA)	100
Carry forward general activity (UDA)	0
16/17 Contracted orthodontic activity (UOA)	0
Carry forward orthodontic activity (UOA)	0
Baseline contract value	£0.00

ACCESS*

Patients seen in 24 months	Total	Change since previous quarter
Quarter ending March 2016	98	
Quarter ending June 2016	95	↓
Quarter ending September 2016	95	→
Quarter ending December 2016	90	↓
Quarter ending March 2017	90	→
Variance since March 2016	(8.2%)	↓



ACTIVITY



Adjusted Scheduled Activity (UDA)		
Month	2016	2017
April	0	1
May	22	7
June	43	19
July	85	38
August	92	60
September	100	62
October	120	100
November	124	105
December	148	114
January	153	136
February	208	145
March	228	156
April	266	170
May	266	177
June	269	177

QUALITY

	Quantity	Base Number	Contract	AT	Region	England
% of FP17s for the same patient ID Re-attending within 3 months - Children	0	0	N/A	11.9%	11.9%	12.3%
% of FP17s for the same patient ID Re-attending within 3 months - Adults	6	82	7.3%	15.7%	16.6%	16.7%
% of FP17s for the same patient ID Re-attending between 3 & 9 months - Children	0	0	N/A	57.2%	60.2%	57.6%
% of FP17s for the same patient ID Re-attending between 3 & 9 months - Adults	10	82	12.2%	48.2%	51.5%	50.1%
% of FP17s for Band 1 Urgent Courses	41	77	53.2%	9.7%	9.5%	9.1%
% of FP17s Relating to Free Repair or Replacements	0	77	0.0%	0.8%	0.7%	0.8%
% of FP17s Relating to Continuations	0	77	0.0%	0.9%	1.2%	1.2%
% of Patients satisfied with the dentistry they have received	0	0	N/A	93.1%	93.1%	92.8%
% of Patients satisfied with the time they had to wait for an appointment	0	0	N/A	89.9%	88.8%	88.7%

* This is based on patients treated on this contract for their most recent course of treatment. Figures in italics indicate the base number of FP17s or Patient Questionnaire responses are less than 100. N/A is shown where the base number of responses is less than 10 during the period. % is calculated as Quantity/Base number*100

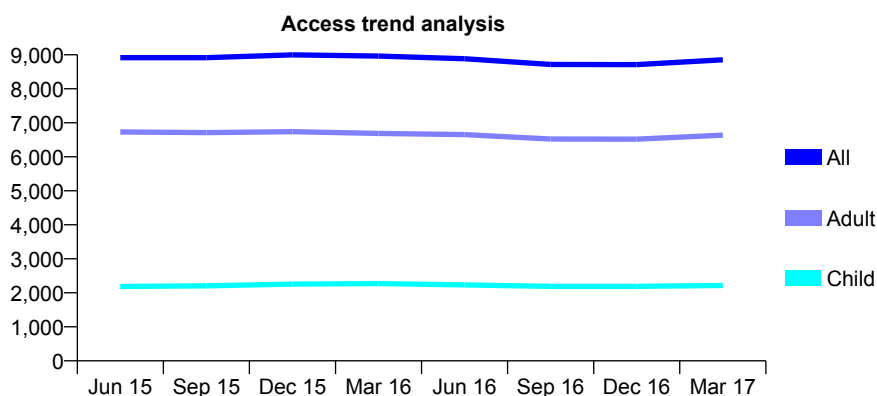
Q69 - Vital Signs At a Glance Contract Report for 155713/0001 - Year end March 2017

Name or company name	NIGHTINGALE COTTAGE DENTAL PRAC
Contract type name	GDS Contract
Purpose of contract	General
Contract start date	01/04/2013
Contract end date	

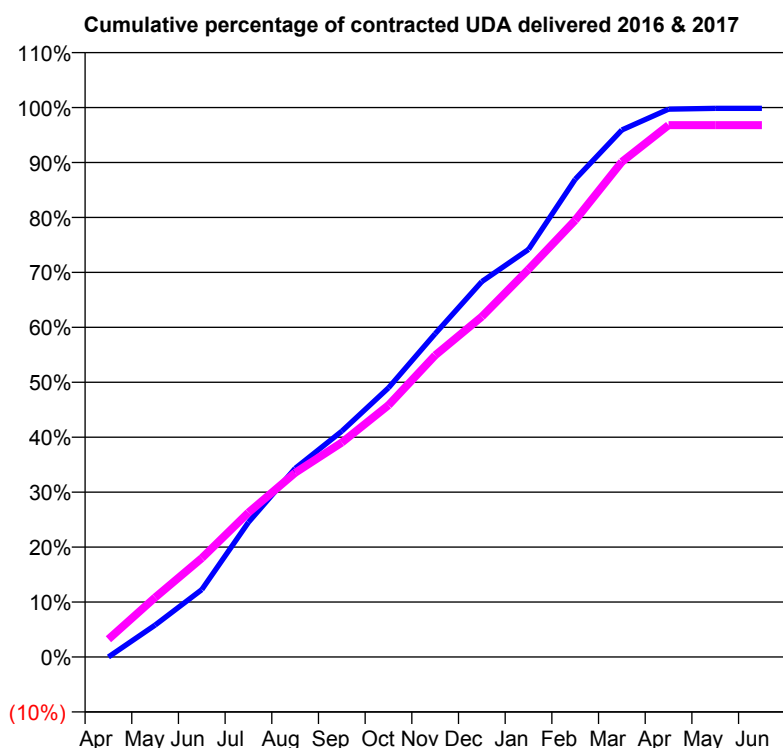
16/17 Contracted general activity (UDA)	24,761
Carry forward general activity (UDA)	37
16/17 Contracted orthodontic activity (UOA)	0
Carry forward orthodontic activity (UOA)	0
Baseline contract value	£548,232.97

ACCESS*

Patients seen in 24 months	Total	Change since previous quarter
Quarter ending March 2016	8,961	
Quarter ending June 2016	8,886	→
Quarter ending September 2016	8,714	↓
Quarter ending December 2016	8,711	→
Quarter ending March 2017	8,854	→
Variance since March 2016	(1.2%)	↓



ACTIVITY



Adjusted Scheduled Activity (UDA)		
Month	2016	2017
April	0	799
May	1,440	2,683
June	3,036	4,455
July	6,073	6,508
August	8,501	8,298
September	10,173	9,664
October	12,129	11,347
November	14,568	13,593
December	16,916	15,340
January	18,366	17,472
February	21,528	19,680
March	23,749	22,311
April	24,689	23,967
May	24,724	23,968
June	24,724	23,968

QUALITY

	Quantity	Base Number	Contract	AT	Region	England
% of FP17s for the same patient ID Re-attending within 3 months - Children	187	3,254	5.7%	11.9%	11.9%	12.3%
% of FP17s for the same patient ID Re-attending within 3 months - Adults	1,161	8,774	13.2%	15.7%	16.6%	16.7%
% of FP17s for the same patient ID Re-attending between 3 & 9 months - Children	1,931	3,254	59.3%	57.2%	60.2%	57.6%
% of FP17s for the same patient ID Re-attending between 3 & 9 months - Adults	4,532	8,774	51.7%	48.2%	51.5%	50.1%
% of FP17s for Band 1 Urgent Courses	884	12,177	7.3%	9.7%	9.5%	9.1%
% of FP17s Relating to Free Repair or Replacements	87	12,177	0.7%	0.8%	0.7%	0.8%
% of FP17s Relating to Continuations	170	12,177	1.4%	0.9%	1.2%	1.2%
% of Patients satisfied with the dentistry they have received	22	22	100.0%	93.1%	93.1%	92.8%
% of Patients satisfied with the time they had to wait for an appointment	21	22	95.5%	89.9%	88.8%	88.7%

* This is based on patients treated on this contract for their most recent course of treatment. Figures in italics indicate the base number of FP17s or Patient Questionnaire responses are less than 100. N/A is shown where the base number of responses is less than 10 during the period. % is calculated as Quantity/Base number*100

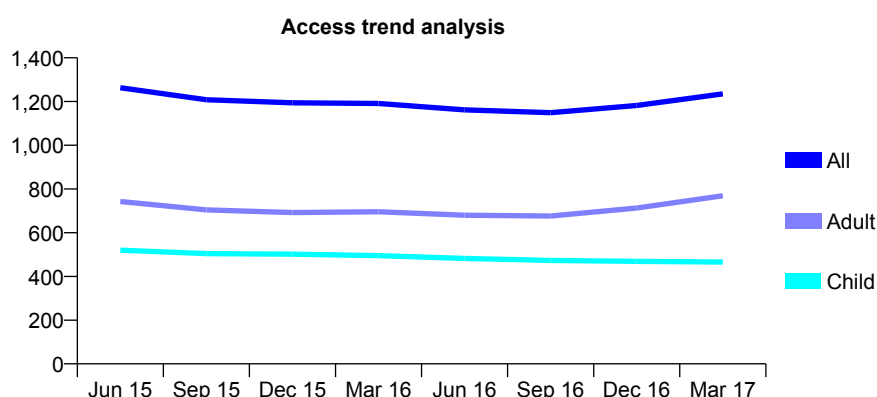
Q69 - Vital Signs At a Glance Contract Report for 156043/0001 - Year end March 2017

Name or company name	Burghfield Dental Care Limited
Contract type name	GDS Contract
Purpose of contract	General
Contract start date	01/01/2013
Contract end date	

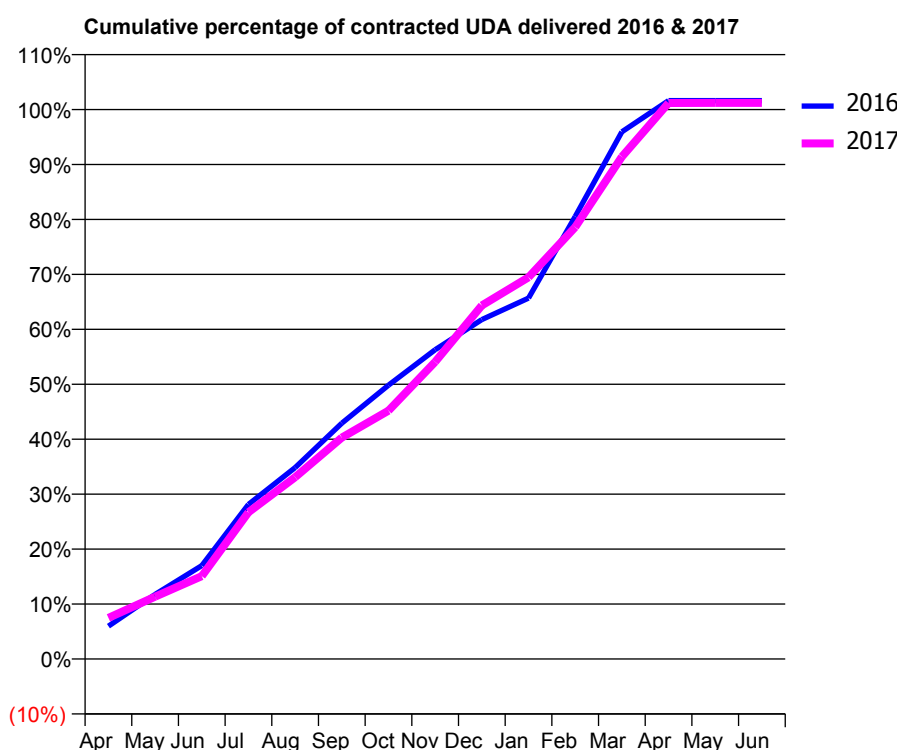
16/17 Contracted general activity (UDA)	3,945
Carry forward general activity (UDA)	-65
16/17 Contracted orthodontic activity (UOA)	0
Carry forward orthodontic activity (UOA)	0
Baseline contract value	£90,208.38

ACCESS*

Patients seen in 24 months	Total	Change since previous quarter
Quarter ending March 2016	1,191	
Quarter ending June 2016	1,162	↓
Quarter ending September 2016	1,149	↓
Quarter ending December 2016	1,182	↑
Quarter ending March 2017	1,235	↑
Variance since March 2016	3.7%	↑



ACTIVITY



Month	Adjusted Scheduled Activity (UDA)	
	2016	2017
April	241	296
May	475	447
June	686	595
July	1,136	1,054
August	1,406	1,305
September	1,733	1,589
October	2,012	1,783
November	2,273	2,133
December	2,494	2,538
January	2,652	2,740
February	3,252	3,100
March	3,874	3,606
April	4,104	3,991
May	4,104	3,992
June	4,104	3,992

QUALITY

	Quantity	Base Number	Contract	AT	Region	England
% of FP17s for the same patient ID Re-attending within 3 months - Children	69	823	8.4%	11.9%	11.9%	12.3%
% of FP17s for the same patient ID Re-attending within 3 months - Adults	134	1,071	12.5%	15.7%	16.6%	16.7%
% of FP17s for the same patient ID Re-attending between 3 & 9 months - Children	571	823	69.4%	57.2%	60.2%	57.6%
% of FP17s for the same patient ID Re-attending between 3 & 9 months - Adults	661	1,071	61.7%	48.2%	51.5%	50.1%
% of FP17s for Band 1 Urgent Courses	97	1,936	5.0%	9.7%	9.5%	9.1%
% of FP17s Relating to Free Repair or Replacements	13	1,936	0.7%	0.8%	0.7%	0.8%
% of FP17s Relating to Continuations	1	1,936	0.1%	0.9%	1.2%	1.2%
% of Patients satisfied with the dentistry they have received	3	3	N/A	93.1%	93.1%	92.8%
% of Patients satisfied with the time they had to wait for an appointment	3	3	N/A	89.9%	88.8%	88.7%

* This is based on patients treated on this contract for their most recent course of treatment. Figures in italics indicate the base number of FP17s or Patient Questionnaire responses are less than 100. N/A is shown where the base number of responses is less than 10 during the period. % is calculated as Quantity/Base number*100

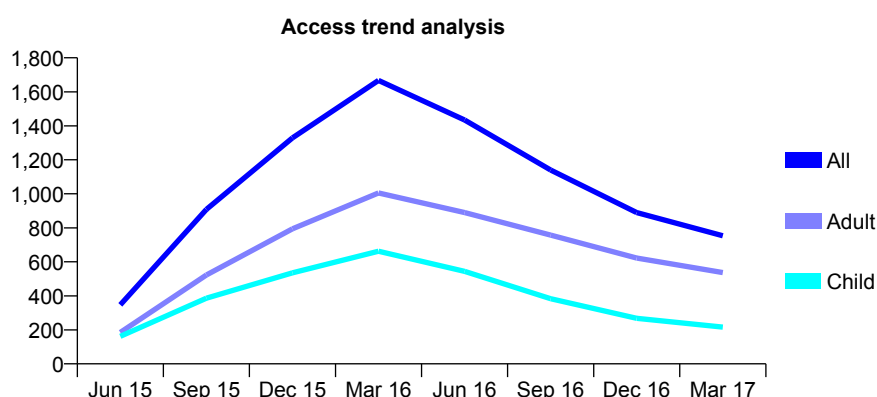
Q69 - Vital Signs At a Glance Contract Report for 157074/0001 - Year end March 2017

Name or company name	Crendon Dental Centre
Contract type name	GDS Contract
Purpose of contract	General
Contract start date	01/04/2015
Contract end date	31/08/2016

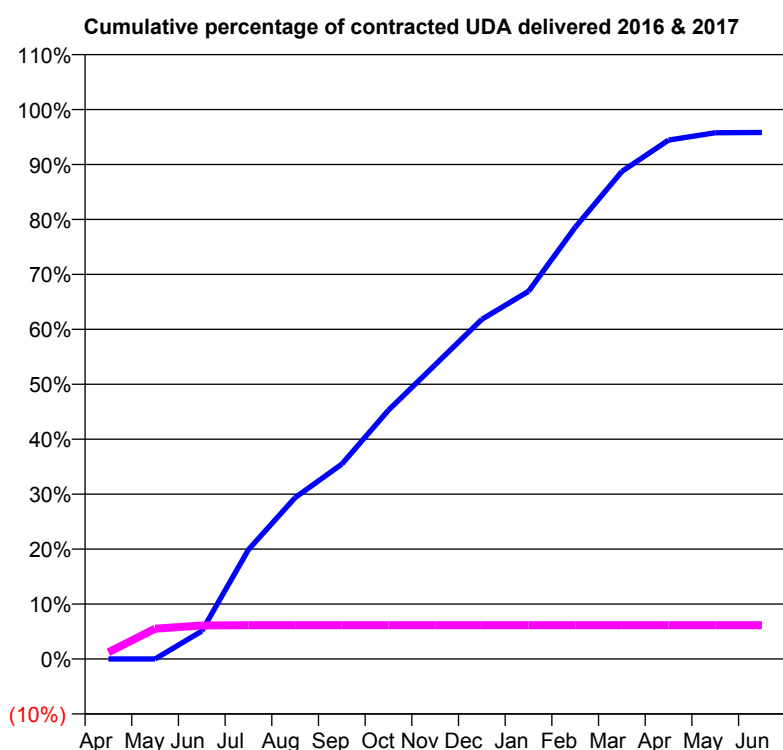
16/17 Contracted general activity (UDA)	2,591
Carry forward general activity (UDA)	0
16/17 Contracted orthodontic activity (UOA)	0
Carry forward orthodontic activity (UOA)	0
Baseline contract value	£56,391.37

ACCESS*

Patients seen in 24 months	Total	Change since previous quarter
Quarter ending March 2016	1,667	
Quarter ending June 2016	1,434	↓
Quarter ending September 2016	1,140	↓
Quarter ending December 2016	890	↓
Quarter ending March 2017	753	↓
Variance since March 2016	(54.8%)	↓



ACTIVITY



Adjusted Scheduled Activity (UDA)		
Month	2016	2017
April	0	32
May	0	143
June	324	158
July	1,268	159
August	1,869	159
September	2,258	159
October	2,883	159
November	3,409	159
December	3,934	159
January	4,260	159
February	5,000	159
March	5,648	159
April	6,010	159
May	6,095	159
June	6,098	159

QUALITY

	Quantity	Base Number	Contract	AT	Region	England
% of FP17s for the same patient ID Re-attending within 3 months - Children	15	89	16.9%	11.9%	11.9%	12.3%
% of FP17s for the same patient ID Re-attending within 3 months - Adults	34	135	25.2%	15.7%	16.6%	16.7%
% of FP17s for the same patient ID Re-attending between 3 & 9 months - Children	33	89	37.1%	57.2%	60.2%	57.6%
% of FP17s for the same patient ID Re-attending between 3 & 9 months - Adults	37	135	27.4%	48.2%	51.5%	50.1%
% of FP17s for Band 1 Urgent Courses	1	44	2.3%	9.7%	9.5%	9.1%
% of FP17s Relating to Free Repair or Replacements	0	44	0.0%	0.8%	0.7%	0.8%
% of FP17s Relating to Continuations	1	44	2.3%	0.9%	1.2%	1.2%
% of Patients satisfied with the dentistry they have received	5	5	N/A	93.1%	93.1%	92.8%
% of Patients satisfied with the time they had to wait for an appointment	5	5	N/A	89.9%	88.8%	88.7%

* This is based on patients treated on this contract for their most recent course of treatment. Figures in italics indicate the base number of FP17s or Patient Questionnaire responses are less than 100. N/A is shown where the base number of responses is less than 10 during the period. % is calculated as Quantity/Base number*100

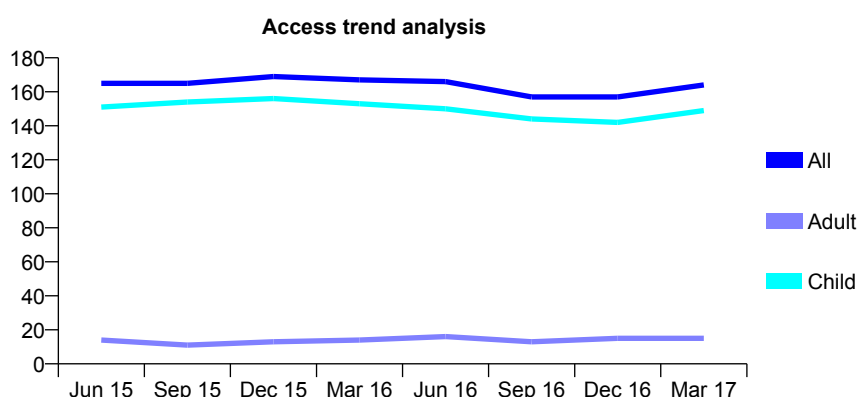
Q69 - Vital Signs At a Glance Contract Report for 157651/0001 - Year end March 2017

Name or company name	Chesham Dental Care
Contract type name	GDS Contract
Purpose of contract	General
Contract start date	01/04/2011
Contract end date	

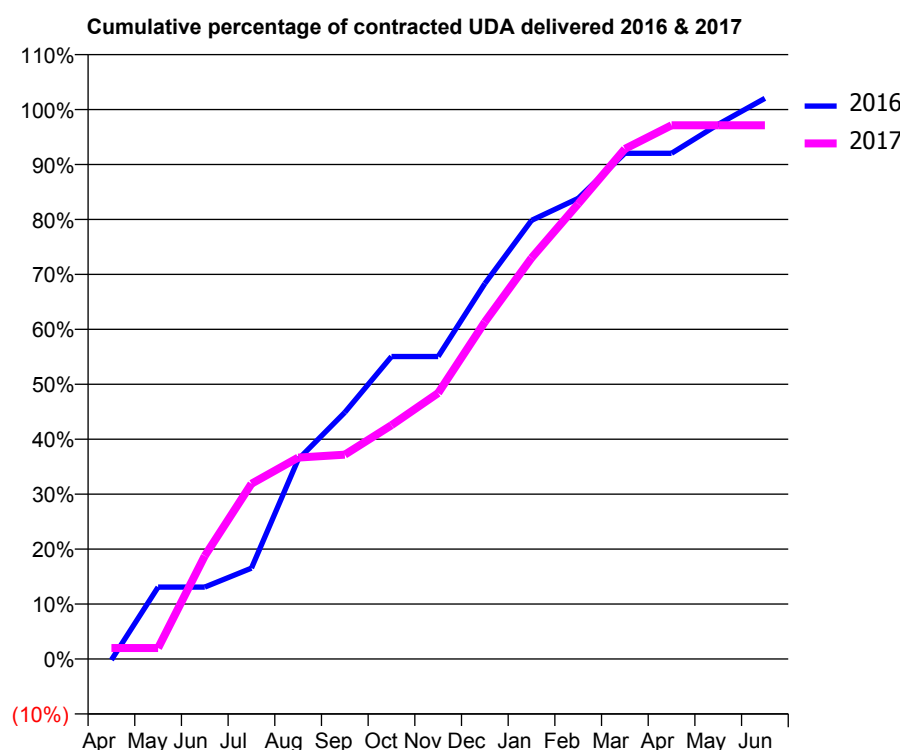
16/17 Contracted general activity (UDA)	550
Carry forward general activity (UDA)	-11
16/17 Contracted orthodontic activity (UOA)	0
Carry forward orthodontic activity (UOA)	0
Baseline contract value	£13,707.29

ACCESS*

Patients seen in 24 months	Total	Change since previous quarter
Quarter ending March 2016	167	
Quarter ending June 2016	166	→
Quarter ending September 2016	157	↓
Quarter ending December 2016	157	→
Quarter ending March 2017	164	↑
Variance since March 2016	(1.8%)	↓



ACTIVITY



Adjusted Scheduled Activity (UDA)		
Month	2016	2017
April	-1	11
May	72	11
June	72	103
July	91	175
August	200	202
September	247	205
October	303	234
November	303	266
December	376	337
January	439	401
February	461	456
March	506	511
April	506	534
May	535	534
June	561	534

QUALITY

	Quantity	Base Number	Contract	AT	Region	England
% of FP17s for the same patient ID Re-attending within 3 months - Children	30	257	11.7%	11.9%	11.9%	12.3%
% of FP17s for the same patient ID Re-attending within 3 months - Adults	1	7	14.3%	15.7%	16.6%	16.7%
% of FP17s for the same patient ID Re-attending between 3 & 9 months - Children	169	257	65.8%	57.2%	60.2%	57.6%
% of FP17s for the same patient ID Re-attending between 3 & 9 months - Adults	4	7	57.1%	48.2%	51.5%	50.1%
% of FP17s for Band 1 Urgent Courses	11	256	4.3%	9.7%	9.5%	9.1%
% of FP17s Relating to Free Repair or Replacements	0	256	0.0%	0.8%	0.7%	0.8%
% of FP17s Relating to Continuations	0	256	0.0%	0.9%	1.2%	1.2%
% of Patients satisfied with the dentistry they have received	1	1	N/A	93.1%	93.1%	92.8%
% of Patients satisfied with the time they had to wait for an appointment	1	1	N/A	89.9%	88.8%	88.7%

* This is based on patients treated on this contract for their most recent course of treatment. Figures in italics indicate the base number of FP17s or Patient Questionnaire responses are less than 100. N/A is shown where the base number of responses is less than 10 during the period. % is calculated as Quantity/Base number*100

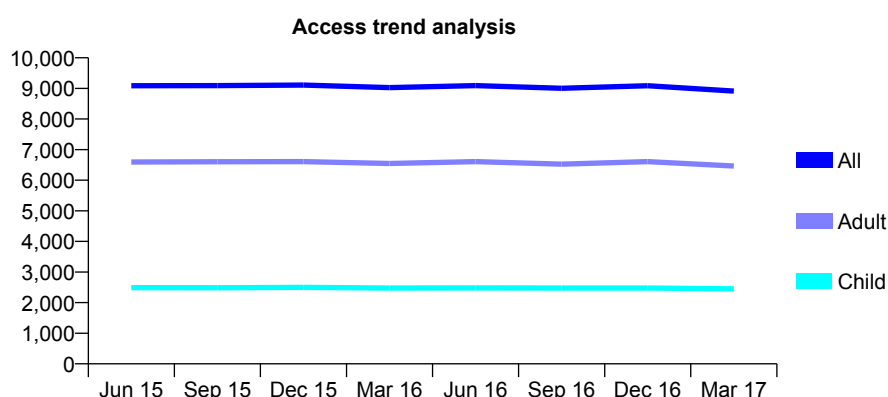
Q69 - Vital Signs At a Glance Contract Report for 157678/0001 - Year end March 2017

Name or company name	PEACHCROFT DENTAL PRACTICE
Contract type name	GDS Contract
Purpose of contract	General
Contract start date	01/04/2011
Contract end date	

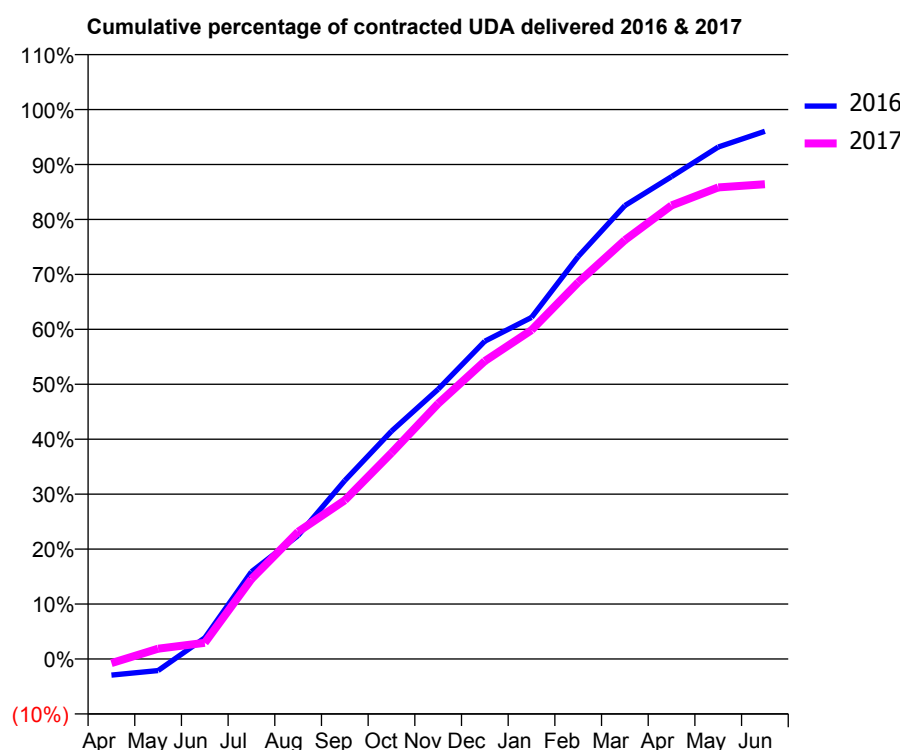
16/17 Contracted general activity (UDA)	26,527
Carry forward general activity (UDA)	1,076
16/17 Contracted orthodontic activity (UOA)	0
Carry forward orthodontic activity (UOA)	0
Baseline contract value	£540,659.14

ACCESS*

Patients seen in 24 months	Total	Change since previous quarter
Quarter ending March 2016	9,024	
Quarter ending June 2016	9,092	→
Quarter ending September 2016	9,003	→
Quarter ending December 2016	9,088	→
Quarter ending March 2017	8,912	↓
Variance since March 2016	(1.2%)	↓



ACTIVITY



Adjusted Scheduled Activity (UDA)		
Month	2016	2017
April	-803	-202
May	-579	500
June	1,046	783
July	4,315	3,859
August	6,106	6,146
September	8,819	7,663
October	11,254	9,949
November	13,329	12,333
December	15,706	14,382
January	16,875	15,875
February	19,886	18,184
March	22,403	20,224
April	23,833	21,894
May	25,300	22,768
June	26,074	22,921

QUALITY

	Quantity	Base Number	Contract	AT	Region	England
% of FP17s for the same patient ID Re-attending within 3 months - Children	215	3,610	6.0%	11.9%	11.9%	12.3%
% of FP17s for the same patient ID Re-attending within 3 months - Adults	865	8,438	10.3%	15.7%	16.6%	16.7%
% of FP17s for the same patient ID Re-attending between 3 & 9 months - Children	2,206	3,610	61.1%	57.2%	60.2%	57.6%
% of FP17s for the same patient ID Re-attending between 3 & 9 months - Adults	4,917	8,438	58.3%	48.2%	51.5%	50.1%
% of FP17s for Band 1 Urgent Courses	1,014	11,764	8.6%	9.7%	9.5%	9.1%
% of FP17s Relating to Free Repair or Replacements	65	11,764	0.6%	0.8%	0.7%	0.8%
% of FP17s Relating to Continuations	63	11,764	0.5%	0.9%	1.2%	1.2%
% of Patients satisfied with the dentistry they have received	13	15	86.7%	93.1%	93.1%	92.8%
% of Patients satisfied with the time they had to wait for an appointment	15	15	100.0%	89.9%	88.8%	88.7%

* This is based on patients treated on this contract for their most recent course of treatment. Figures in italics indicate the base number of FP17s or Patient Questionnaire responses are less than 100. N/A is shown where the base number of responses is less than 10 during the period. % is calculated as Quantity/Base number*100

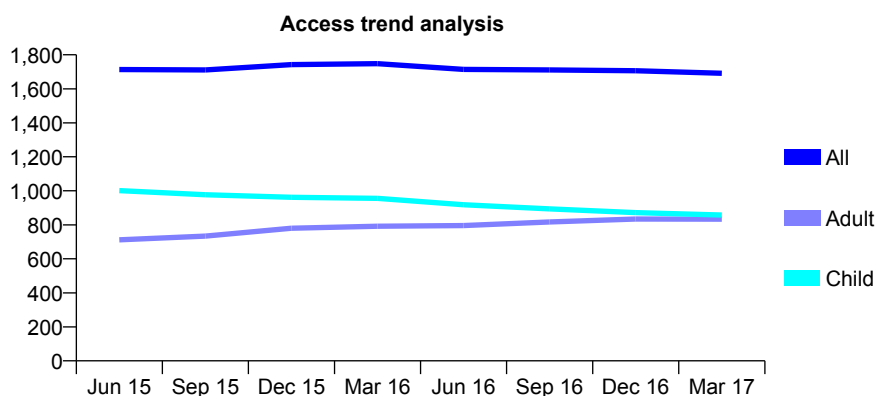
Q69 - Vital Signs At a Glance Contract Report for 159115/0001 - Year end March 2017

Name or company name	The Dental Centre Ltd
Contract type name	GDS Contract
Purpose of contract	General
Contract start date	15/12/2007
Contract end date	

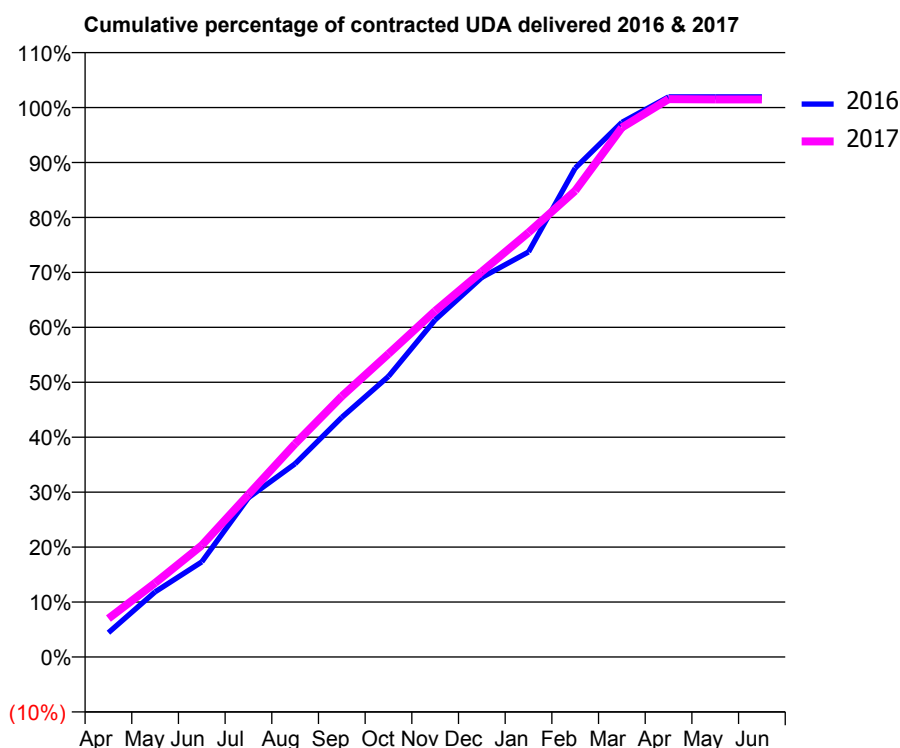
16/17 Contracted general activity (UDA)	4,250
Carry forward general activity (UDA)	-84
16/17 Contracted orthodontic activity (UOA)	0
Carry forward orthodontic activity (UOA)	0
Baseline contract value	£114,826.53

ACCESS*

Patients seen in 24 months	Total	Change since previous quarter
Quarter ending March 2016	1,748	
Quarter ending June 2016	1,714	↓
Quarter ending September 2016	1,711	→
Quarter ending December 2016	1,706	→
Quarter ending March 2017	1,691	→
Variance since March 2016	(3.3%)	↓



ACTIVITY



Adjusted Scheduled Activity (UDA)		
Month	2016	2017
April	192	298
May	516	573
June	753	864
July	1,261	1,257
August	1,530	1,650
September	1,897	2,016
October	2,221	2,345
November	2,669	2,677
December	3,005	2,981
January	3,206	3,284
February	3,870	3,606
March	4,233	4,095
April	4,434	4,315
May	4,434	4,313
June	4,434	4,313

QUALITY

	Quantity	Base Number	Contract	AT	Region	England
% of FP17s for the same patient ID Re-attending within 3 months - Children	78	1,385	5.6%	11.9%	11.9%	12.3%
% of FP17s for the same patient ID Re-attending within 3 months - Adults	81	951	8.5%	15.7%	16.6%	16.7%
% of FP17s for the same patient ID Re-attending between 3 & 9 months - Children	941	1,385	67.9%	57.2%	60.2%	57.6%
% of FP17s for the same patient ID Re-attending between 3 & 9 months - Adults	539	951	56.7%	48.2%	51.5%	50.1%
% of FP17s for Band 1 Urgent Courses	73	2,315	3.2%	9.7%	9.5%	9.1%
% of FP17s Relating to Free Repair or Replacements	5	2,315	0.2%	0.8%	0.7%	0.8%
% of FP17s Relating to Continuations	4	2,315	0.2%	0.9%	1.2%	1.2%
% of Patients satisfied with the dentistry they have received	2	2	N/A	93.1%	93.1%	92.8%
% of Patients satisfied with the time they had to wait for an appointment	2	2	N/A	89.9%	88.8%	88.7%

* This is based on patients treated on this contract for their most recent course of treatment. Figures in italics indicate the base number of FP17s or Patient Questionnaire responses are less than 100. N/A is shown where the base number of responses is less than 10 during the period. % is calculated as Quantity/Base number*100

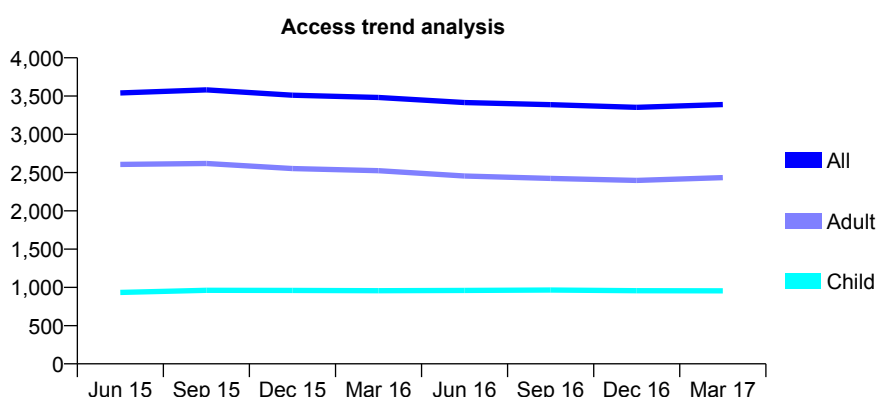
Q69 - Vital Signs At a Glance Contract Report for 159115/0004 - Year end March 2017

Name or company name	The Dental Centre Ltd
Contract type name	GDS Contract
Purpose of contract	General
Contract start date	01/04/2008
Contract end date	

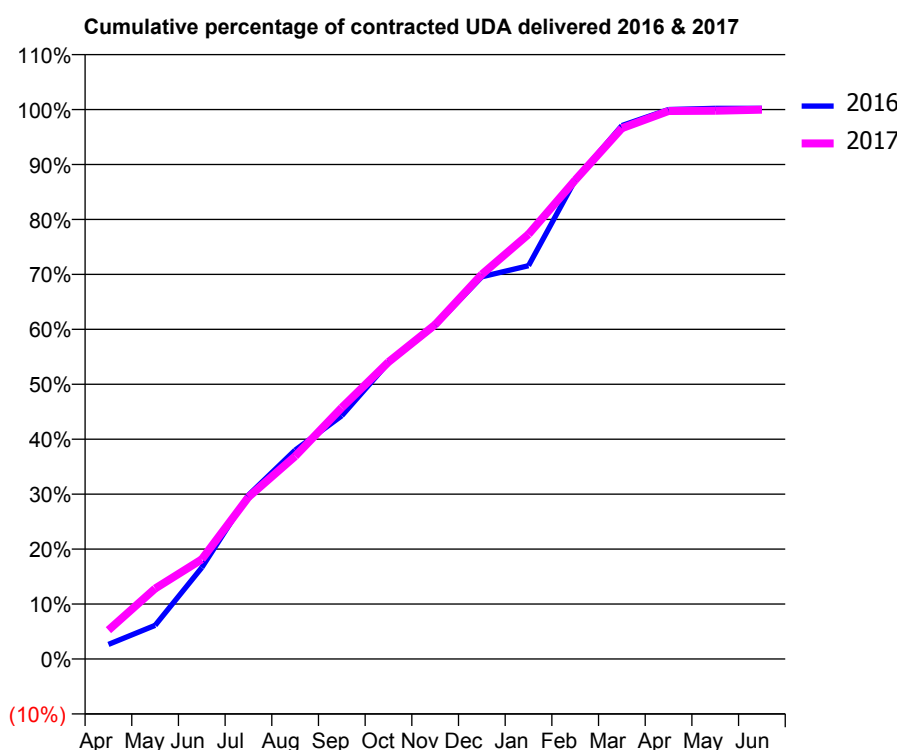
16/17 Contracted general activity (UDA)	12,449
Carry forward general activity (UDA)	-26
16/17 Contracted orthodontic activity (UOA)	0
Carry forward orthodontic activity (UOA)	0
Baseline contract value	£351,499.45

ACCESS*

Patients seen in 24 months	Total	Change since previous quarter
Quarter ending March 2016	3,481	
Quarter ending June 2016	3,415	↓
Quarter ending September 2016	3,388	→
Quarter ending December 2016	3,353	↓
Quarter ending March 2017	3,389	→
Variance since March 2016	(2.6%)	↓



ACTIVITY



Adjusted Scheduled Activity (UDA)		
Month	2016	2017
April	340	655
May	780	1,597
June	2,120	2,258
July	3,803	3,668
August	4,845	4,593
September	5,641	5,697
October	6,872	6,729
November	7,732	7,576
December	8,864	8,715
January	9,121	9,624
February	11,105	10,851
March	12,369	12,024
April	12,742	12,413
May	12,768	12,422
June	12,769	12,444

QUALITY

	Quantity	Base Number	Contract	AT	Region	England
% of FP17s for the same patient ID Re-attending within 3 months - Children	170	1,342	12.7%	11.9%	11.9%	12.3%
% of FP17s for the same patient ID Re-attending within 3 months - Adults	675	3,254	20.7%	15.7%	16.6%	16.7%
% of FP17s for the same patient ID Re-attending between 3 & 9 months - Children	669	1,342	49.9%	57.2%	60.2%	57.6%
% of FP17s for the same patient ID Re-attending between 3 & 9 months - Adults	1,557	3,254	47.8%	48.2%	51.5%	50.1%
% of FP17s for Band 1 Urgent Courses	483	4,583	10.5%	9.7%	9.5%	9.1%
% of FP17s Relating to Free Repair or Replacements	146	4,583	3.2%	0.8%	0.7%	0.8%
% of FP17s Relating to Continuations	39	4,583	0.9%	0.9%	1.2%	1.2%
% of Patients satisfied with the dentistry they have received	6	6	N/A	93.1%	93.1%	92.8%
% of Patients satisfied with the time they had to wait for an appointment	6	6	N/A	89.9%	88.8%	88.7%

* This is based on patients treated on this contract for their most recent course of treatment. Figures in italics indicate the base number of FP17s or Patient Questionnaire responses are less than 100. N/A is shown where the base number of responses is less than 10 during the period. % is calculated as Quantity/Base number*100

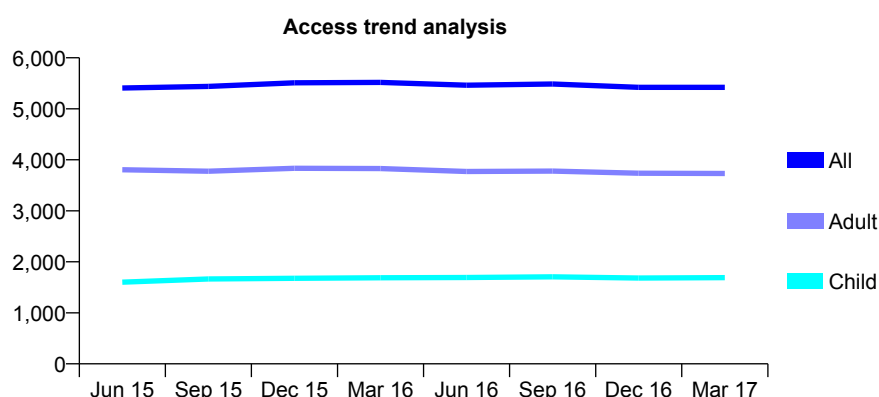
Q69 - Vital Signs At a Glance Contract Report for 162310/0001 - Year end March 2017

Name or company name	WILDRIDINGS LTD
Contract type name	GDS Contract
Purpose of contract	General
Contract start date	24/09/2012
Contract end date	

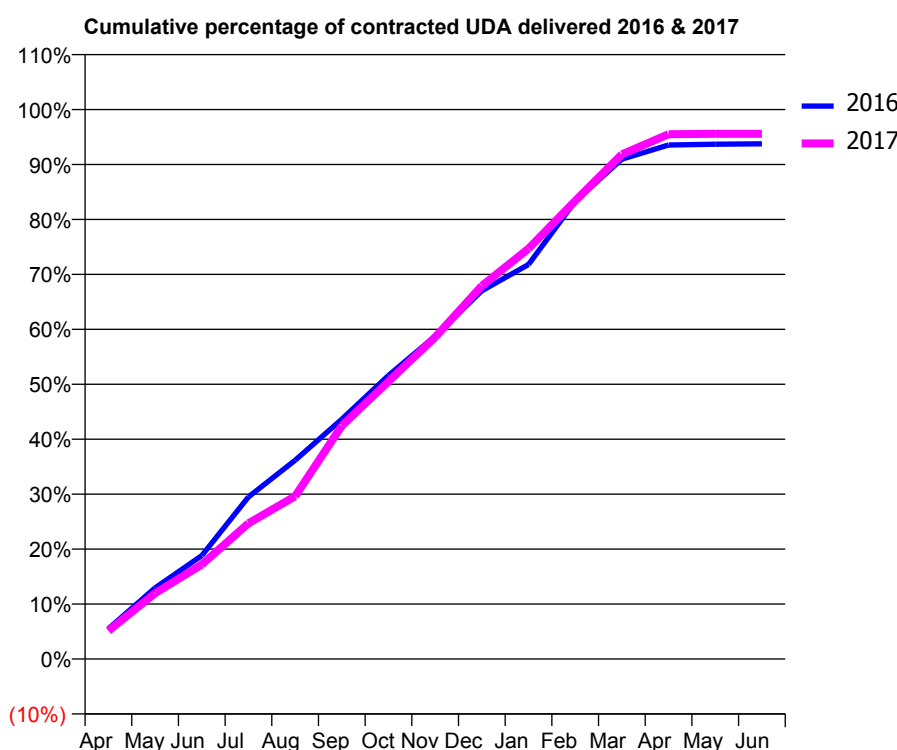
16/17 Contracted general activity (UDA)	17,822
Carry forward general activity (UDA)	0
16/17 Contracted orthodontic activity (UOA)	0
Carry forward orthodontic activity (UOA)	0
Baseline contract value	£475,454.37

ACCESS*

Patients seen in 24 months	Total	Change since previous quarter
Quarter ending March 2016	5,517	
Quarter ending June 2016	5,464	→
Quarter ending September 2016	5,485	→
Quarter ending December 2016	5,420	↓
Quarter ending March 2017	5,422	→
Variance since March 2016	(1.7%)	↓



ACTIVITY



Adjusted Scheduled Activity (UDA)		
Month	2016	2017
April	985	913
May	2,306	2,133
June	3,354	3,063
July	5,258	4,400
August	6,447	5,278
September	7,778	7,566
October	9,198	9,004
November	10,472	10,438
December	11,941	12,101
January	12,796	13,310
February	14,847	14,858
March	16,214	16,369
April	16,670	17,021
May	16,694	17,032
June	16,709	17,034

QUALITY

	Quantity	Base Number	Contract	AT	Region	England
% of FP17s for the same patient ID Re-attending within 3 months - Children	245	2,339	10.5%	11.9%	11.9%	12.3%
% of FP17s for the same patient ID Re-attending within 3 months - Adults	998	4,647	21.5%	15.7%	16.6%	16.7%
% of FP17s for the same patient ID Re-attending between 3 & 9 months - Children	1,188	2,339	50.8%	57.2%	60.2%	57.6%
% of FP17s for the same patient ID Re-attending between 3 & 9 months - Adults	1,935	4,647	41.6%	48.2%	51.5%	50.1%
% of FP17s for Band 1 Urgent Courses	984	7,033	14.0%	9.7%	9.5%	9.1%
% of FP17s Relating to Free Repair or Replacements	44	7,033	0.6%	0.8%	0.7%	0.8%
% of FP17s Relating to Continuations	50	7,033	0.7%	0.9%	1.2%	1.2%
% of Patients satisfied with the dentistry they have received	19	20	95.0%	93.1%	93.1%	92.8%
% of Patients satisfied with the time they had to wait for an appointment	16	20	80.0%	89.9%	88.8%	88.7%

* This is based on patients treated on this contract for their most recent course of treatment. Figures in italics indicate the base number of FP17s or Patient Questionnaire responses are less than 100. N/A is shown where the base number of responses is less than 10 during the period. % is calculated as Quantity/Base number*100

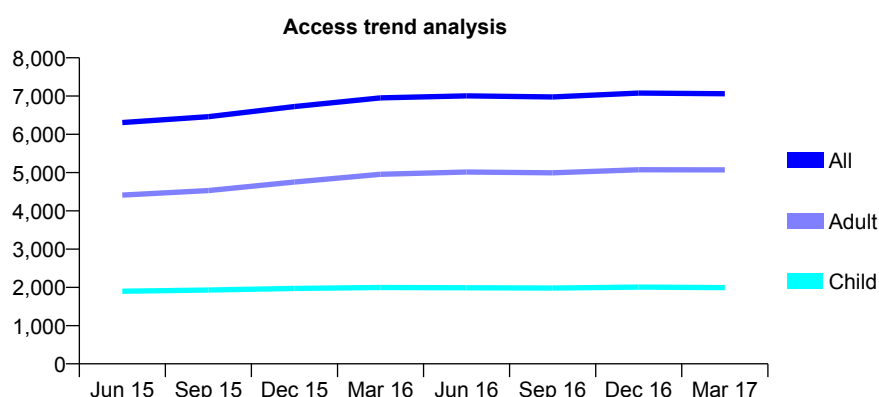
Q69 - Vital Signs At a Glance Contract Report for 162612/0001 - Year end March 2017

Name or company name	Facial Aesthetics Dental Centre Ltd
Contract type name	GDS Contract
Purpose of contract	General
Contract start date	01/04/2008
Contract end date	

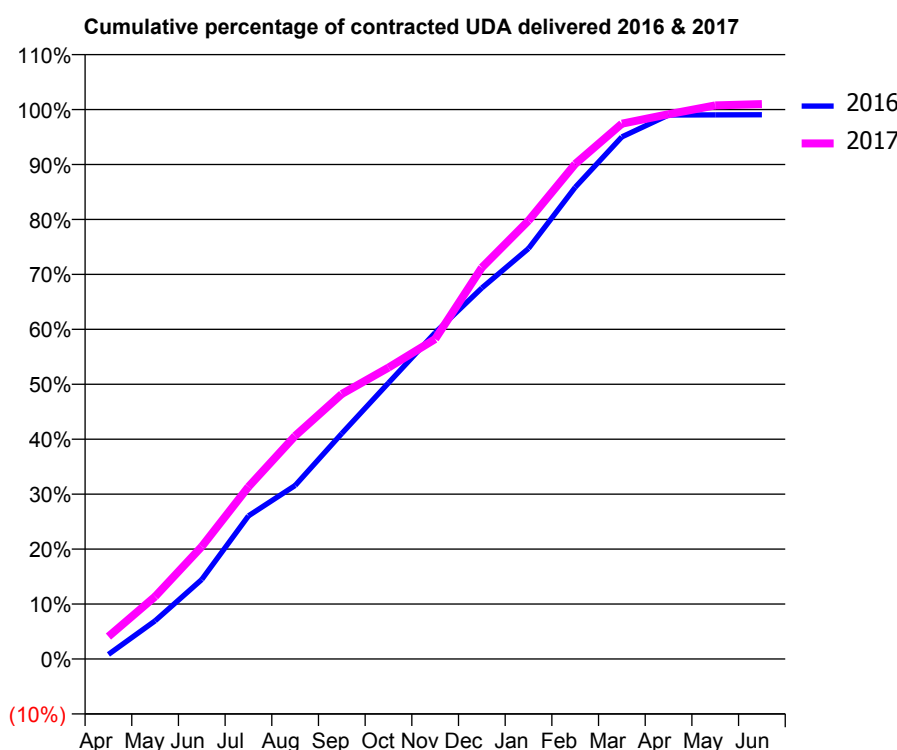
16/17 Contracted general activity (UDA)	16,613
Carry forward general activity (UDA)	159
16/17 Contracted orthodontic activity (UOA)	0
Carry forward orthodontic activity (UOA)	0
Baseline contract value	£449,684.45

ACCESS*

Patients seen in 24 months	Total	Change since previous quarter
Quarter ending March 2016	6,951	
Quarter ending June 2016	7,004	→
Quarter ending September 2016	6,976	→
Quarter ending December 2016	7,077	→
Quarter ending March 2017	7,062	→
Variance since March 2016	1.6%	→



ACTIVITY



Adjusted Scheduled Activity (UDA)		
Month	2016	2017
April	138	679
May	1,164	1,888
June	2,421	3,401
July	4,356	5,207
August	5,282	6,746
September	6,865	8,013
October	8,402	8,812
November	9,933	9,675
December	11,293	11,836
January	12,495	13,255
February	14,357	14,968
March	15,892	16,184
April	16,556	16,470
May	16,559	16,737
June	16,566	16,778

QUALITY

	Quantity	Base Number	Contract	AT	Region	England
% of FP17s for the same patient ID Re-attending within 3 months - Children	184	2,866	6.4%	11.9%	11.9%	12.3%
% of FP17s for the same patient ID Re-attending within 3 months - Adults	997	6,386	15.6%	15.7%	16.6%	16.7%
% of FP17s for the same patient ID Re-attending between 3 & 9 months - Children	1,813	2,866	63.3%	57.2%	60.2%	57.6%
% of FP17s for the same patient ID Re-attending between 3 & 9 months - Adults	3,250	6,386	50.9%	48.2%	51.5%	50.1%
% of FP17s for Band 1 Urgent Courses	781	8,742	8.9%	9.7%	9.5%	9.1%
% of FP17s Relating to Free Repair or Replacements	86	8,742	1.0%	0.8%	0.7%	0.8%
% of FP17s Relating to Continuations	168	8,742	1.9%	0.9%	1.2%	1.2%
% of Patients satisfied with the dentistry they have received	14	15	93.3%	93.1%	93.1%	92.8%
% of Patients satisfied with the time they had to wait for an appointment	14	15	93.3%	89.9%	88.8%	88.7%

* This is based on patients treated on this contract for their most recent course of treatment. Figures in italics indicate the base number of FP17s or Patient Questionnaire responses are less than 100. N/A is shown where the base number of responses is less than 10 during the period. % is calculated as Quantity/Base number*100

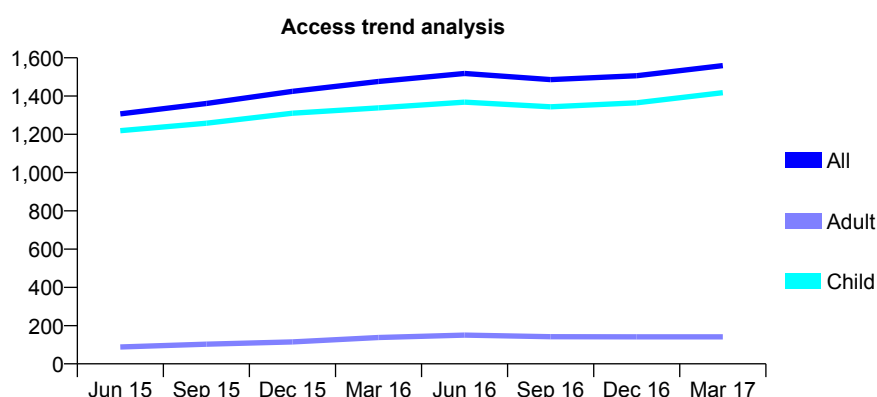
Q69 - Vital Signs At a Glance Contract Report for 163678/0001 - Year end March 2017

Name or company name	Oaktree Dental Practice
Contract type name	GDS Contract
Purpose of contract	General
Contract start date	02/06/2014
Contract end date	

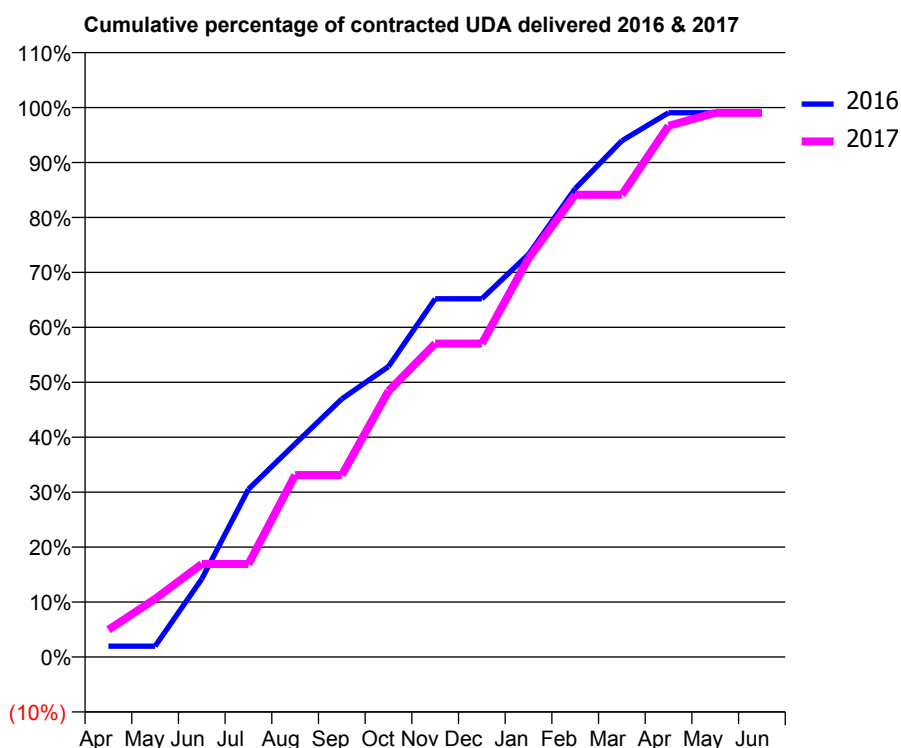
16/17 Contracted general activity (UDA)	2,944
Carry forward general activity (UDA)	28
16/17 Contracted orthodontic activity (UOA)	0
Carry forward orthodontic activity (UOA)	0
Baseline contract value	£52,063.07

ACCESS*

Patients seen in 24 months	Total	Change since previous quarter
Quarter ending March 2016	1,476	
Quarter ending June 2016	1,518	↑
Quarter ending September 2016	1,486	↓
Quarter ending December 2016	1,506	→
Quarter ending March 2017	1,559	↑
Variance since March 2016	5.6%	↑



ACTIVITY



Adjusted Scheduled Activity (UDA)		
Month	2016	2017
April	58	146
May	58	311
June	418	498
July	899	498
August	1,142	975
September	1,383	975
October	1,556	1,425
November	1,919	1,679
December	1,919	1,679
January	2,157	2,136
February	2,509	2,477
March	2,766	2,477
April	2,916	2,846
May	2,916	2,915
June	2,916	2,915

QUALITY

	Quantity	Base Number	Contract	AT	Region	England
% of FP17s for the same patient ID Re-attending within 3 months - Children	115	2,059	5.6%	11.9%	11.9%	12.3%
% of FP17s for the same patient ID Re-attending within 3 months - Adults	4	70	5.7%	15.7%	16.6%	16.7%
% of FP17s for the same patient ID Re-attending between 3 & 9 months - Children	1,365	2,059	66.3%	57.2%	60.2%	57.6%
% of FP17s for the same patient ID Re-attending between 3 & 9 months - Adults	42	70	60.0%	48.2%	51.5%	50.1%
% of FP17s for Band 1 Urgent Courses	75	2,363	3.2%	9.7%	9.5%	9.1%
% of FP17s Relating to Free Repair or Replacements	0	2,363	0.0%	0.8%	0.7%	0.8%
% of FP17s Relating to Continuations	19	2,363	0.8%	0.9%	1.2%	1.2%
% of Patients satisfied with the dentistry they have received	1	1	N/A	93.1%	93.1%	92.8%
% of Patients satisfied with the time they had to wait for an appointment	1	1	N/A	89.9%	88.8%	88.7%

* This is based on patients treated on this contract for their most recent course of treatment. Figures in italics indicate the base number of FP17s or Patient Questionnaire responses are less than 100. N/A is shown where the base number of responses is less than 10 during the period. % is calculated as Quantity/Base number*100

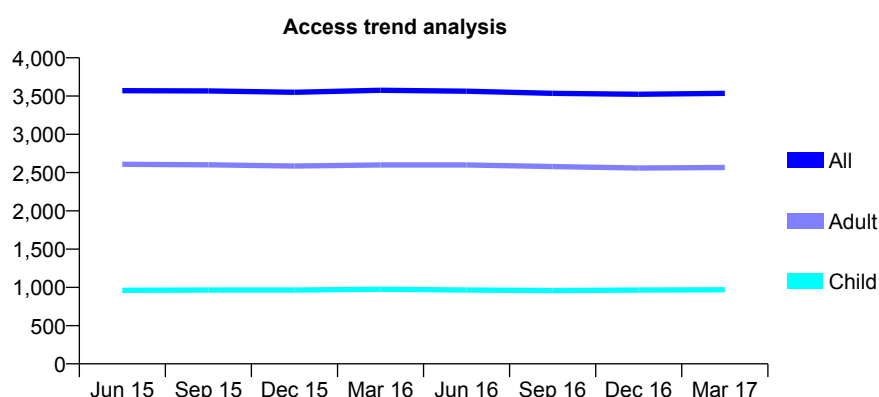
Q69 - Vital Signs At a Glance Contract Report for 164704/0001 - Year end March 2017

Name or company name	White Smiles Ltd
Contract type name	GDS Contract
Purpose of contract	General
Contract start date	15/03/2008
Contract end date	

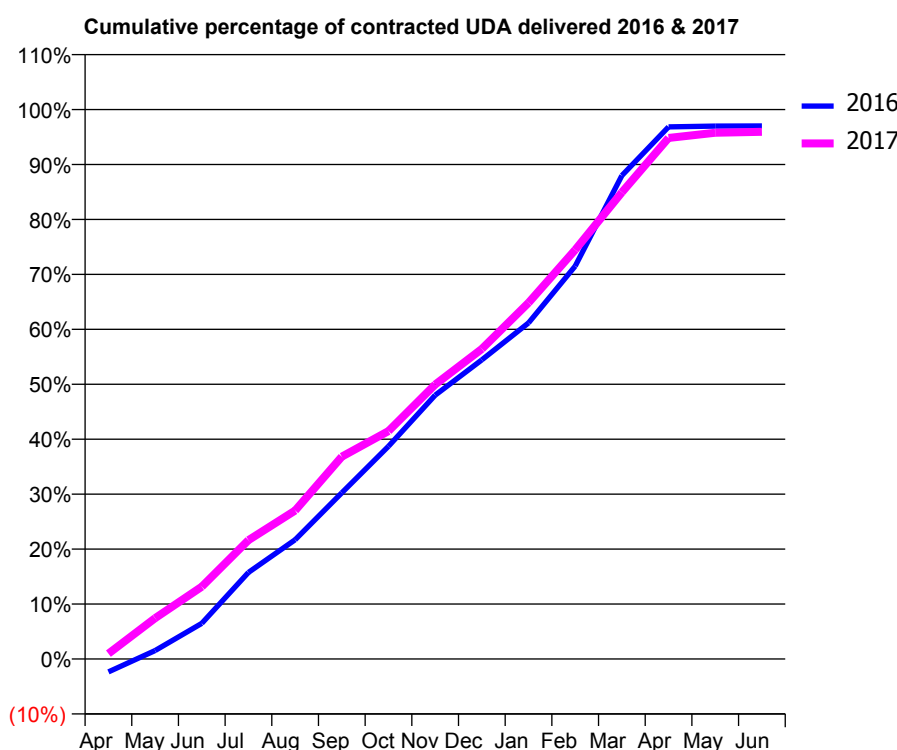
16/17 Contracted general activity (UDA)	11,033
Carry forward general activity (UDA)	330
16/17 Contracted orthodontic activity (UOA)	0
Carry forward orthodontic activity (UOA)	0
Baseline contract value	£312,864.16

ACCESS*

Patients seen in 24 months	Total	Change since previous quarter
Quarter ending March 2016	3,575	
Quarter ending June 2016	3,563	→
Quarter ending September 2016	3,536	→
Quarter ending December 2016	3,523	→
Quarter ending March 2017	3,535	→
Variance since March 2016	(1.1%)	↓



ACTIVITY



Adjusted Scheduled Activity (UDA)		
Month	2016	2017
April	-261	107
May	170	821
June	716	1,452
July	1,739	2,387
August	2,394	2,982
September	3,339	4,064
October	4,271	4,577
November	5,298	5,511
December	6,006	6,227
January	6,748	7,152
February	7,890	8,216
March	9,707	9,368
April	10,683	10,462
May	10,700	10,565
June	10,703	10,584

QUALITY

	Quantity	Base Number	Contract	AT	Region	England
% of FP17s for the same patient ID Re-attending within 3 months - Children	179	1,528	11.7%	11.9%	11.9%	12.3%
% of FP17s for the same patient ID Re-attending within 3 months - Adults	405	3,278	12.4%	15.7%	16.6%	16.7%
% of FP17s for the same patient ID Re-attending between 3 & 9 months - Children	895	1,528	58.6%	57.2%	60.2%	57.6%
% of FP17s for the same patient ID Re-attending between 3 & 9 months - Adults	1,786	3,278	54.5%	48.2%	51.5%	50.1%
% of FP17s for Band 1 Urgent Courses	356	4,864	7.3%	9.7%	9.5%	9.1%
% of FP17s Relating to Free Repair or Replacements	18	4,864	0.4%	0.8%	0.7%	0.8%
% of FP17s Relating to Continuations	13	4,864	0.3%	0.9%	1.2%	1.2%
% of Patients satisfied with the dentistry they have received	10	10	100.0%	93.1%	93.1%	92.8%
% of Patients satisfied with the time they had to wait for an appointment	10	10	100.0%	89.9%	88.8%	88.7%

* This is based on patients treated on this contract for their most recent course of treatment. Figures in italics indicate the base number of FP17s or Patient Questionnaire responses are less than 100. N/A is shown where the base number of responses is less than 10 during the period. % is calculated as Quantity/Base number*100

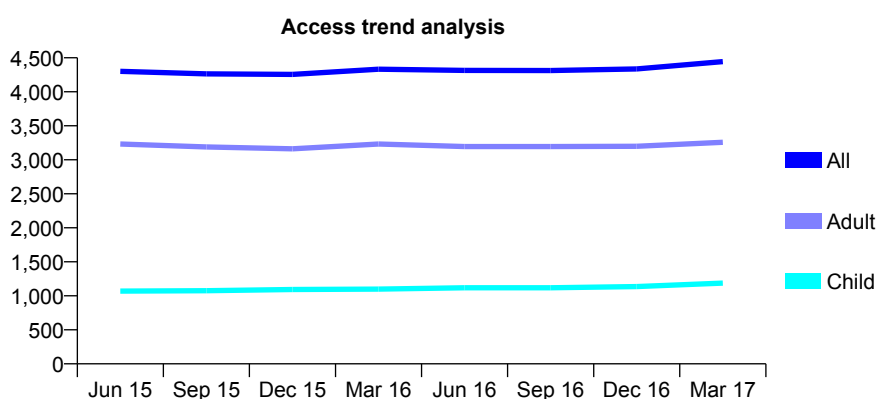
Q69 - Vital Signs At a Glance Contract Report for 165328/0001 - Year end March 2017

Name or company name	Scandic Dental Care
Contract type name	GDS Contract
Purpose of contract	General
Contract start date	01/11/2011
Contract end date	

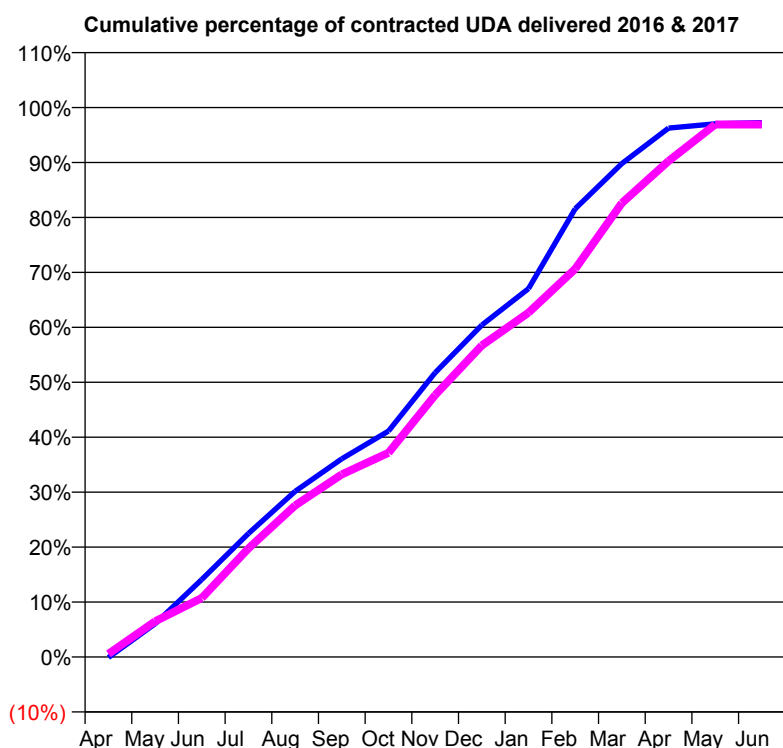
16/17 Contracted general activity (UDA)	17,011
Carry forward general activity (UDA)	467
16/17 Contracted orthodontic activity (UOA)	0
Carry forward orthodontic activity (UOA)	0
Baseline contract value	£463,373.80

ACCESS*

Patients seen in 24 months	Total	Change since previous quarter
Quarter ending March 2016	4,332	
Quarter ending June 2016	4,315	→
Quarter ending September 2016	4,313	→
Quarter ending December 2016	4,336	→
Quarter ending March 2017	4,445	↑
Variance since March 2016	2.6%	↑



ACTIVITY



Adjusted Scheduled Activity (UDA)		
Month	2016	2017
April	-17	96
May	1,030	1,103
June	2,401	1,828
July	3,823	3,363
August	5,128	4,693
September	6,135	5,653
October	6,997	6,321
November	8,801	8,110
December	10,278	9,643
January	11,406	10,659
February	13,875	12,013
March	15,277	14,053
April	16,375	15,356
May	16,505	16,485
June	16,544	16,486

QUALITY

	Quantity	Base Number	Contract	AT	Region	England
% of FP17s for the same patient ID Re-attending within 3 months - Children	85	1,543	5.5%	11.9%	11.9%	12.3%
% of FP17s for the same patient ID Re-attending within 3 months - Adults	581	3,996	14.5%	15.7%	16.6%	16.7%
% of FP17s for the same patient ID Re-attending between 3 & 9 months - Children	754	1,543	48.9%	57.2%	60.2%	57.6%
% of FP17s for the same patient ID Re-attending between 3 & 9 months - Adults	1,913	3,996	47.9%	48.2%	51.5%	50.1%
% of FP17s for Band 1 Urgent Courses	415	5,785	7.2%	9.7%	9.5%	9.1%
% of FP17s Relating to Free Repair or Replacements	44	5,785	0.8%	0.8%	0.7%	0.8%
% of FP17s Relating to Continuations	5	5,785	0.1%	0.9%	1.2%	1.2%
% of Patients satisfied with the dentistry they have received	9	10	90.0%	93.1%	93.1%	92.8%
% of Patients satisfied with the time they had to wait for an appointment	9	10	90.0%	89.9%	88.8%	88.7%

* This is based on patients treated on this contract for their most recent course of treatment. Figures in italics indicate the base number of FP17s or Patient Questionnaire responses are less than 100. N/A is shown where the base number of responses is less than 10 during the period. % is calculated as Quantity/Base number*100

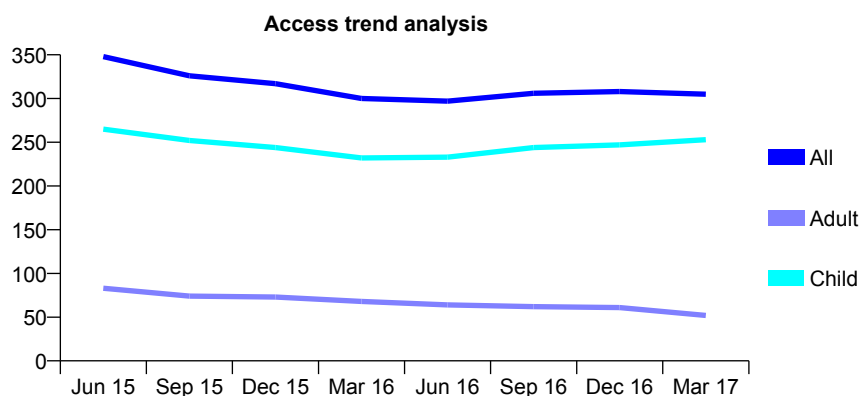
Q69 - Vital Signs At a Glance Contract Report for 166065/0001 - Year end March 2017

Name or company name	The Elms Dental Practice
Contract type name	GDS Contract
Purpose of contract	General
Contract start date	01/04/2011
Contract end date	

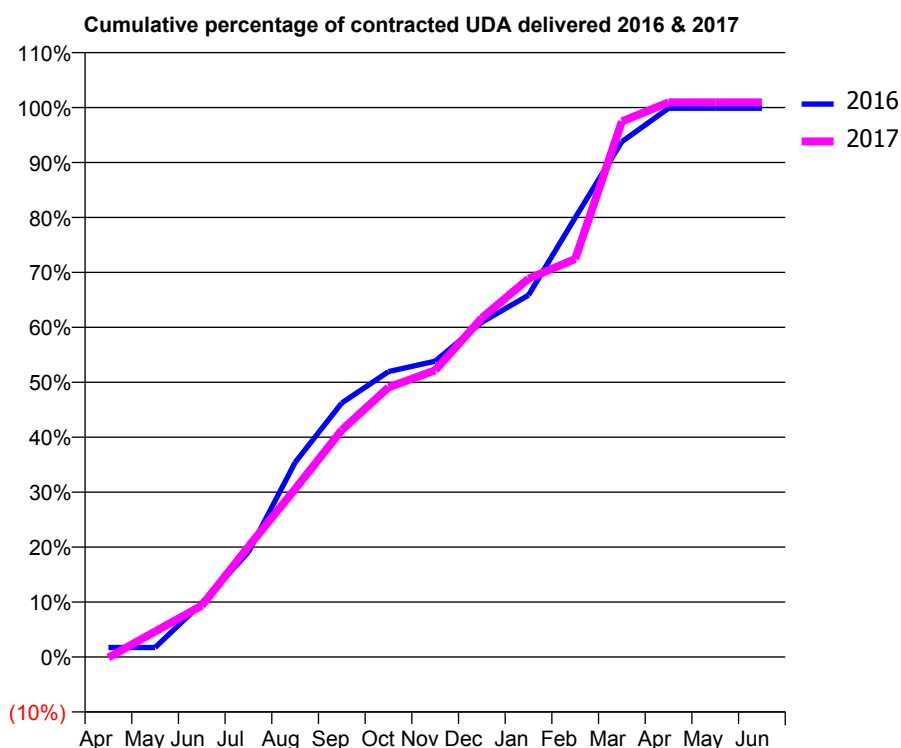
16/17 Contracted general activity (UDA)	840
Carry forward general activity (UDA)	1
16/17 Contracted orthodontic activity (UOA)	0
Carry forward orthodontic activity (UOA)	0
Baseline contract value	£19,567.38

ACCESS*

Patients seen in 24 months	Total	Change since previous quarter
Quarter ending March 2016	300	
Quarter ending June 2016	297	↓
Quarter ending September 2016	306	↑
Quarter ending December 2016	308	→
Quarter ending March 2017	305	→
Variance since March 2016	1.7%	→



ACTIVITY



Month	Adjusted Scheduled Activity (UDA)	
	2016	2017
April	15	-1
May	15	39
June	84	79
July	164	169
August	305	257
September	398	347
October	447	412
November	463	438
December	524	518
January	566	578
February	688	608
March	807	819
April	859	848
May	859	848
June	859	848

QUALITY

	Quantity	Base Number	Contract	AT	Region	England
% of FP17s for the same patient ID Re-attending within 3 months - Children	42	472	8.9%	11.9%	11.9%	12.3%
% of FP17s for the same patient ID Re-attending within 3 months - Adults	2	58	3.4%	15.7%	16.6%	16.7%
% of FP17s for the same patient ID Re-attending between 3 & 9 months - Children	329	472	69.7%	57.2%	60.2%	57.6%
% of FP17s for the same patient ID Re-attending between 3 & 9 months - Adults	45	58	77.6%	48.2%	51.5%	50.1%
% of FP17s for Band 1 Urgent Courses	19	511	3.7%	9.7%	9.5%	9.1%
% of FP17s Relating to Free Repair or Replacements	1	511	0.2%	0.8%	0.7%	0.8%
% of FP17s Relating to Continuations	1	511	0.2%	0.9%	1.2%	1.2%
% of Patients satisfied with the dentistry they have received	0	0	N/A	93.1%	93.1%	92.8%
% of Patients satisfied with the time they had to wait for an appointment	0	0	N/A	89.9%	88.8%	88.7%

* This is based on patients treated on this contract for their most recent course of treatment. Figures in italics indicate the base number of FP17s or Patient Questionnaire responses are less than 100. N/A is shown where the base number of responses is less than 10 during the period. % is calculated as Quantity/Base number*100

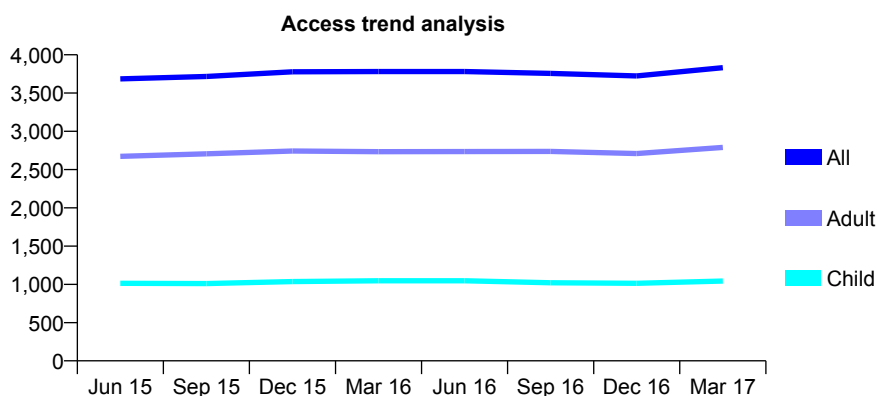
Q69 - Vital Signs At a Glance Contract Report for 166162/0001 - Year end March 2017

Name or company name	Cressex Dental Practice
Contract type name	GDS Contract
Purpose of contract	General
Contract start date	02/08/2013
Contract end date	

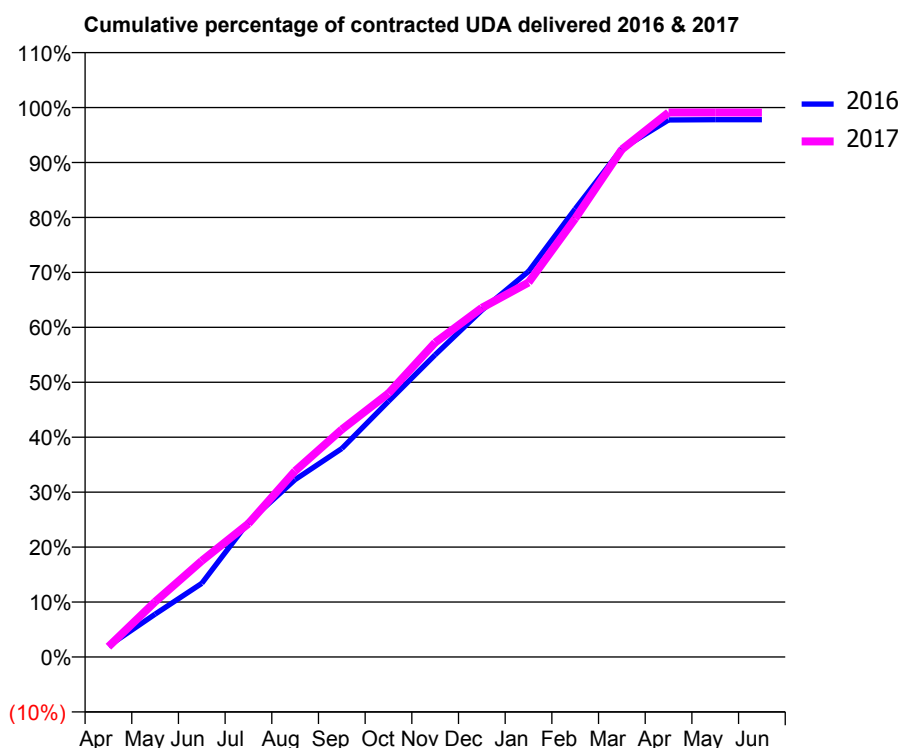
16/17 Contracted general activity (UDA)	11,944
Carry forward general activity (UDA)	266
16/17 Contracted orthodontic activity (UOA)	0
Carry forward orthodontic activity (UOA)	0
Baseline contract value	£358,997.91

ACCESS*

Patients seen in 24 months	Total	Change since previous quarter
Quarter ending March 2016	3,781	
Quarter ending June 2016	3,782	→
Quarter ending September 2016	3,757	→
Quarter ending December 2016	3,724	→
Quarter ending March 2017	3,832	↑
Variance since March 2016	1.3%	→



ACTIVITY



Adjusted Scheduled Activity (UDA)		
Month	2016	2017
April	239	226
May	936	1,203
June	1,608	2,091
July	2,945	2,900
August	3,870	4,046
September	4,547	4,945
October	5,576	5,731
November	6,591	6,835
December	7,564	7,590
January	8,410	8,141
February	9,773	9,532
March	11,088	11,033
April	11,715	11,835
May	11,719	11,835
June	11,719	11,834

QUALITY

	Quantity	Base Number	Contract	AT	Region	England
% of FP17s for the same patient ID Re-attending within 3 months - Children	116	1,760	6.6%	11.9%	11.9%	12.3%
% of FP17s for the same patient ID Re-attending within 3 months - Adults	585	4,199	13.9%	15.7%	16.6%	16.7%
% of FP17s for the same patient ID Re-attending between 3 & 9 months - Children	1,192	1,760	67.7%	57.2%	60.2%	57.6%
% of FP17s for the same patient ID Re-attending between 3 & 9 months - Adults	2,481	4,199	59.1%	48.2%	51.5%	50.1%
% of FP17s for Band 1 Urgent Courses	436	5,976	7.3%	9.7%	9.5%	9.1%
% of FP17s Relating to Free Repair or Replacements	44	5,976	0.7%	0.8%	0.7%	0.8%
% of FP17s Relating to Continuations	111	5,976	1.9%	0.9%	1.2%	1.2%
% of Patients satisfied with the dentistry they have received	11	13	84.6%	93.1%	93.1%	92.8%
% of Patients satisfied with the time they had to wait for an appointment	13	13	100.0%	89.9%	88.8%	88.7%

* This is based on patients treated on this contract for their most recent course of treatment. Figures in italics indicate the base number of FP17s or Patient Questionnaire responses are less than 100. N/A is shown where the base number of responses is less than 10 during the period. % is calculated as Quantity/Base number*100

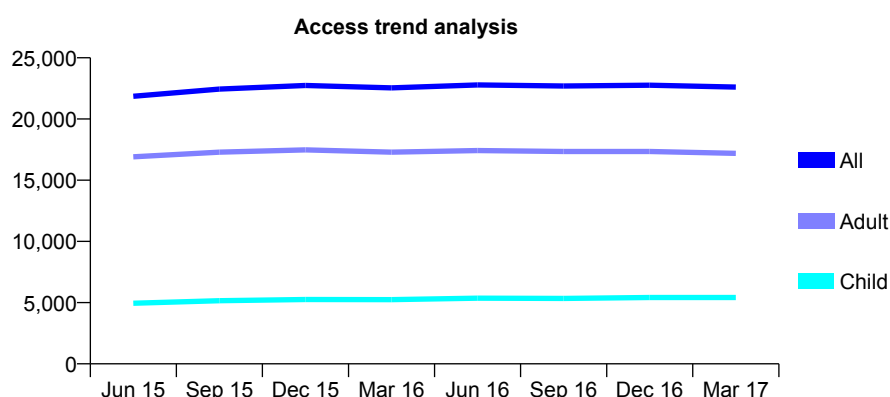
Q69 - Vital Signs At a Glance Contract Report for 166413/0001 - Year end March 2017

Name or company name	ALAN LEWIS & ASSOCIATES LTD
Contract type name	GDS Contract
Purpose of contract	General
Contract start date	27/11/2009
Contract end date	

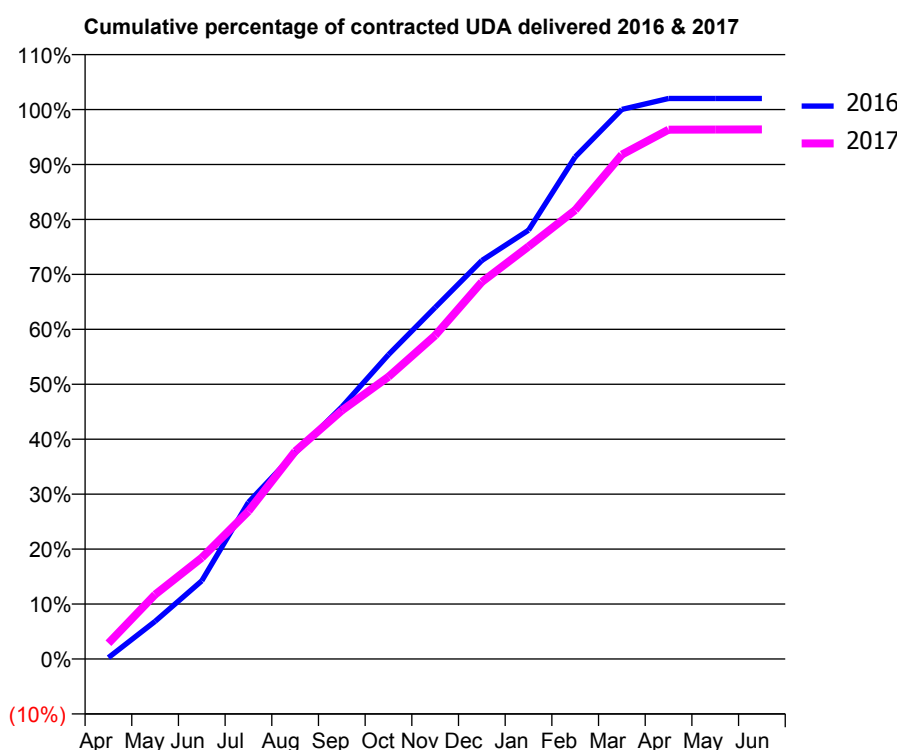
16/17 Contracted general activity (UDA)	64,005
Carry forward general activity (UDA)	1,239
16/17 Contracted orthodontic activity (UOA)	0
Carry forward orthodontic activity (UOA)	0
Baseline contract value	£1,713,168.38

ACCESS*

Patients seen in 24 months	Total	Change since previous quarter
Quarter ending March 2016	22,544	
Quarter ending June 2016	22,784	→
Quarter ending September 2016	22,694	→
Quarter ending December 2016	22,763	→
Quarter ending March 2017	22,611	→
Variance since March 2016	0.3%	→



ACTIVITY



Month	Adjusted Scheduled Activity (UDA)	
	2016	2017
April	155	1,843
May	4,250	7,505
June	8,830	11,796
July	17,703	17,224
August	23,269	24,197
September	28,472	28,947
October	34,365	32,868
November	39,696	37,695
December	45,000	43,923
January	48,421	48,054
February	56,706	52,295
March	62,062	58,756
April	63,293	61,656
May	63,290	61,664
June	63,288	61,689

QUALITY

	Quantity	Base Number	Contract	AT	Region	England
% of FP17s for the same patient ID Re-attending within 3 months - Children	418	6,981	6.0%	11.9%	11.9%	12.3%
% of FP17s for the same patient ID Re-attending within 3 months - Adults	2,152	19,145	11.2%	15.7%	16.6%	16.7%
% of FP17s for the same patient ID Re-attending between 3 & 9 months - Children	3,737	6,981	53.5%	57.2%	60.2%	57.6%
% of FP17s for the same patient ID Re-attending between 3 & 9 months - Adults	9,233	19,145	48.2%	48.2%	51.5%	50.1%
% of FP17s for Band 1 Urgent Courses	2,299	26,678	8.6%	9.7%	9.5%	9.1%
% of FP17s Relating to Free Repair or Replacements	224	26,678	0.8%	0.8%	0.7%	0.8%
% of FP17s Relating to Continuations	79	26,678	0.3%	0.9%	1.2%	1.2%
% of Patients satisfied with the dentistry they have received	40	43	93.0%	93.1%	93.1%	92.8%
% of Patients satisfied with the time they had to wait for an appointment	36	43	83.7%	89.9%	88.8%	88.7%

* This is based on patients treated on this contract for their most recent course of treatment. Figures in italics indicate the base number of FP17s or Patient Questionnaire responses are less than 100. N/A is shown where the base number of responses is less than 10 during the period. % is calculated as Quantity/Base number*100

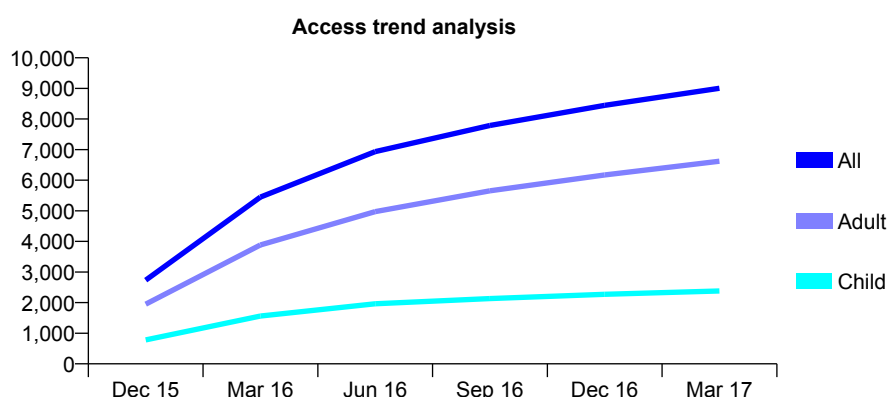
Q69 - Vital Signs At a Glance Contract Report for 166847/0001 - Year end March 2017

Name or company name	Ratti GDS Contract Partnership
Contract type name	GDS Contract
Purpose of contract	General
Contract start date	01/10/2015
Contract end date	

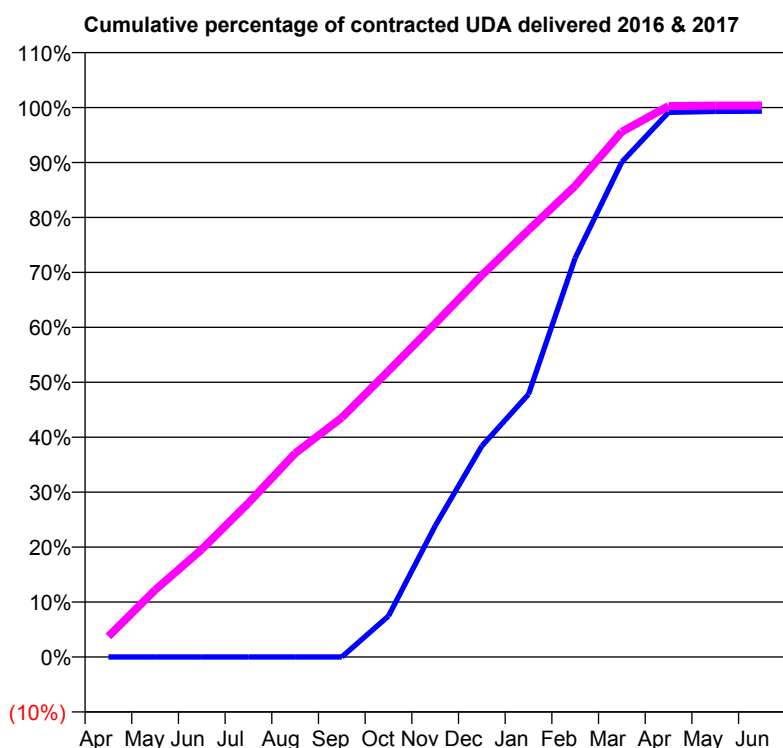
16/17 Contracted general activity (UDA)	25,867
Carry forward general activity (UDA)	0
16/17 Contracted orthodontic activity (UOA)	0
Carry forward orthodontic activity (UOA)	0
Baseline contract value	£612,201.31

ACCESS*

Patients seen in 24 months	Total	Change since previous quarter
Quarter ending March 2016	5,447	
Quarter ending June 2016	6,935	↑
Quarter ending September 2016	7,790	↑
Quarter ending December 2016	8,446	↑
Quarter ending March 2017	9,004	↑
Variance since March 2016	65.3%	↑



ACTIVITY



Month	Adjusted Scheduled Activity (UDA)	
	2016	2017
April	0	970
May	0	3,156
June	0	5,066
July	0	7,251
August	0	9,590
September	0	11,271
October	1,010	13,468
November	3,233	15,698
December	5,201	17,965
January	6,474	20,093
February	9,832	22,181
March	12,198	24,731
April	13,422	25,933
May	13,446	25,956
June	13,451	25,958

QUALITY

	Quantity	Base Number	Contract	AT	Region	England
% of FP17s for the same patient ID Re-attending within 3 months - Children	323	3,799	8.5%	11.9%	11.9%	12.3%
% of FP17s for the same patient ID Re-attending within 3 months - Adults	1,525	9,873	15.4%	15.7%	16.6%	16.7%
% of FP17s for the same patient ID Re-attending between 3 & 9 months - Children	2,071	3,799	54.5%	57.2%	60.2%	57.6%
% of FP17s for the same patient ID Re-attending between 3 & 9 months - Adults	4,580	9,873	46.4%	48.2%	51.5%	50.1%
% of FP17s for Band 1 Urgent Courses	781	13,740	5.7%	9.7%	9.5%	9.1%
% of FP17s Relating to Free Repair or Replacements	187	13,740	1.4%	0.8%	0.7%	0.8%
% of FP17s Relating to Continuations	223	13,740	1.6%	0.9%	1.2%	1.2%
% of Patients satisfied with the dentistry they have received	23	24	95.8%	93.1%	93.1%	92.8%
% of Patients satisfied with the time they had to wait for an appointment	21	24	87.5%	89.9%	88.8%	88.7%

* This is based on patients treated on this contract for their most recent course of treatment. Figures in italics indicate the base number of FP17s or Patient Questionnaire responses are less than 100. N/A is shown where the base number of responses is less than 10 during the period. % is calculated as Quantity/Base number*100

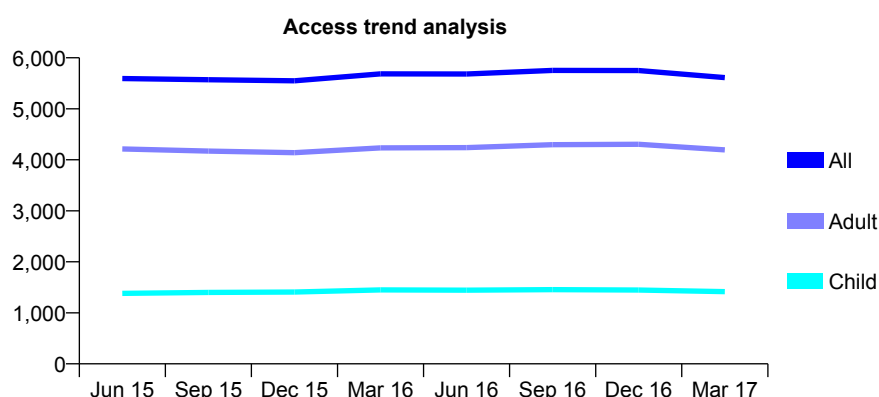
Q69 - Vital Signs At a Glance Contract Report for 167061/0002 - Year end March 2017

Name or company name	Dentalcare Limited
Contract type name	PDS Plus Contract
Purpose of contract	General
Contract start date	13/12/2010
Contract end date	31/03/2017

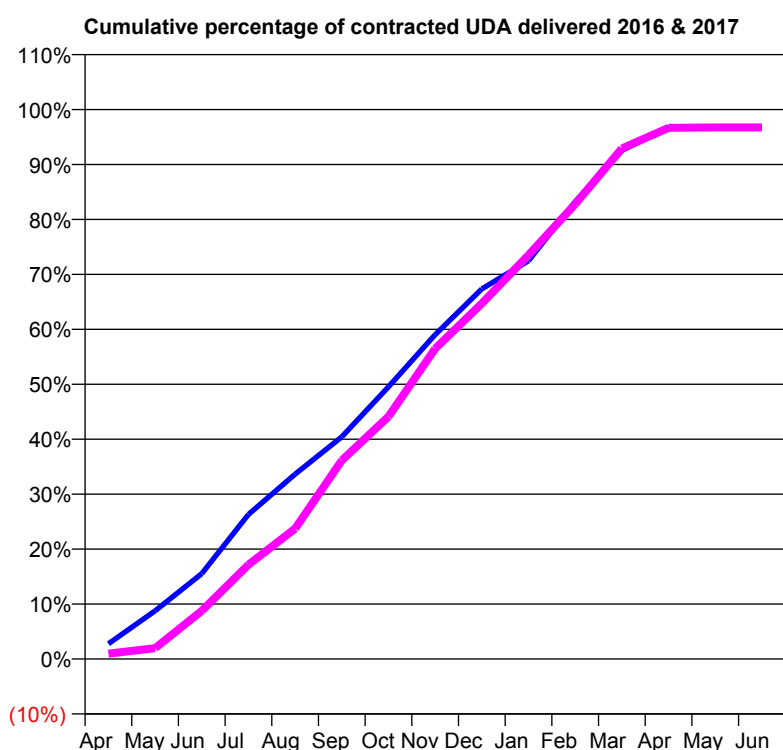
16/17 Contracted general activity (UDA)	14,560
Carry forward general activity (UDA)	465
16/17 Contracted orthodontic activity (UOA)	0
Carry forward orthodontic activity (UOA)	0
Baseline contract value	£209,057.06

ACCESS*

Patients seen in 24 months	Total	Change since previous quarter
Quarter ending March 2016	5,684	
Quarter ending June 2016	5,682	→
Quarter ending September 2016	5,752	→
Quarter ending December 2016	5,750	→
Quarter ending March 2017	5,611	↓
Variance since March 2016	(1.3%)	↓



ACTIVITY



Adjusted Scheduled Activity (UDA)		
Month	2016	2017
April	409	145
May	1,286	288
June	2,280	1,276
July	3,857	2,499
August	4,931	3,459
September	5,928	5,263
October	7,261	6,425
November	8,653	8,224
December	9,872	9,423
January	10,623	10,705
February	12,199	12,055
March	13,566	13,529
April	14,192	14,075
May	14,193	14,086
June	14,193	14,086

QUALITY

	Quantity	Base Number	Contract	AT	Region	England
% of FP17s for the same patient ID Re-attending within 3 months - Children	126	2,094	6.0%	11.9%	11.9%	12.3%
% of FP17s for the same patient ID Re-attending within 3 months - Adults	822	5,765	14.3%	15.7%	16.6%	16.7%
% of FP17s for the same patient ID Re-attending between 3 & 9 months - Children	1,231	2,094	58.8%	57.2%	60.2%	57.6%
% of FP17s for the same patient ID Re-attending between 3 & 9 months - Adults	2,991	5,765	51.9%	48.2%	51.5%	50.1%
% of FP17s for Band 1 Urgent Courses	705	7,840	9.0%	9.7%	9.5%	9.1%
% of FP17s Relating to Free Repair or Replacements	85	7,840	1.1%	0.8%	0.7%	0.8%
% of FP17s Relating to Continuations	32	7,840	0.4%	0.9%	1.2%	1.2%
% of Patients satisfied with the dentistry they have received	8	10	80.0%	93.1%	93.1%	92.8%
% of Patients satisfied with the time they had to wait for an appointment	5	10	50.0%	89.9%	88.8%	88.7%

* This is based on patients treated on this contract for their most recent course of treatment. Figures in italics indicate the base number of FP17s or Patient Questionnaire responses are less than 100. N/A is shown where the base number of responses is less than 10 during the period. % is calculated as Quantity/Base number*100

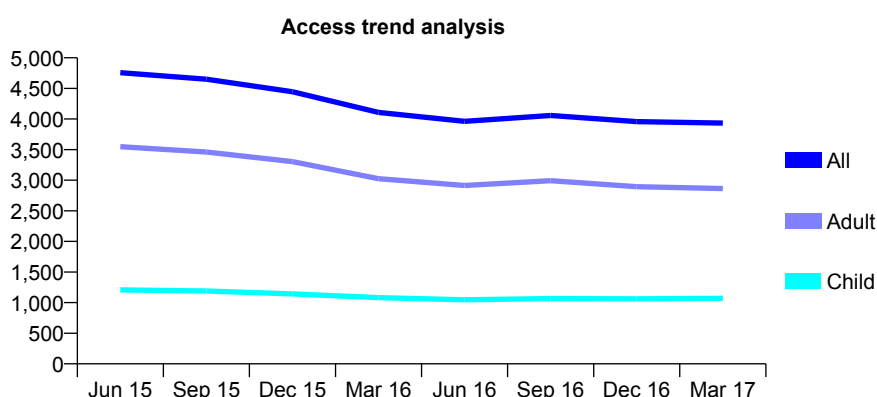
Q69 - Vital Signs At a Glance Contract Report for 167320/0001 - Year end March 2017

Name or company name	MANOR DENTAL CARE
Contract type name	GDS Contract
Purpose of contract	General
Contract start date	01/06/2011
Contract end date	

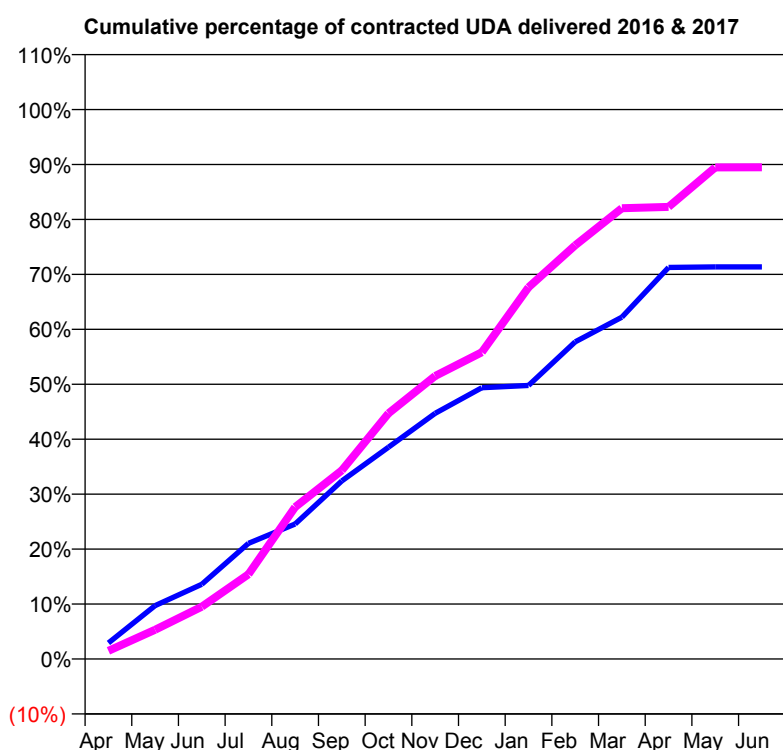
16/17 Contracted general activity (UDA)	15,661
Carry forward general activity (UDA)	0
16/17 Contracted orthodontic activity (UOA)	0
Carry forward orthodontic activity (UOA)	0
Baseline contract value	£442,470.60

ACCESS*

Patients seen in 24 months	Total	Change since previous quarter
Quarter ending March 2016	4,107	
Quarter ending June 2016	3,962	↓
Quarter ending September 2016	4,058	↑
Quarter ending December 2016	3,957	↓
Quarter ending March 2017	3,934	→
Variance since March 2016	(4.2%)	↓



ACTIVITY



Adjusted Scheduled Activity (UDA)		
Month	2016	2017
April	456	233
May	1,521	834
June	2,129	1,493
July	3,296	2,415
August	3,850	4,329
September	5,074	5,376
October	6,036	7,003
November	7,004	8,067
December	7,733	8,742
January	7,796	10,594
February	9,040	11,791
March	9,743	12,847
April	11,159	12,884
May	11,177	14,012
June	11,177	14,013

QUALITY

	Quantity	Base Number	Contract	AT	Region	England
% of FP17s for the same patient ID Re-attending within 3 months - Children	190	1,631	11.6%	11.9%	11.9%	12.3%
% of FP17s for the same patient ID Re-attending within 3 months - Adults	579	3,650	15.9%	15.7%	16.6%	16.7%
% of FP17s for the same patient ID Re-attending between 3 & 9 months - Children	758	1,631	46.5%	57.2%	60.2%	57.6%
% of FP17s for the same patient ID Re-attending between 3 & 9 months - Adults	1,358	3,650	37.2%	48.2%	51.5%	50.1%
% of FP17s for Band 1 Urgent Courses	378	5,115	7.4%	9.7%	9.5%	9.1%
% of FP17s Relating to Free Repair or Replacements	7	5,115	0.1%	0.8%	0.7%	0.8%
% of FP17s Relating to Continuations	76	5,115	1.5%	0.9%	1.2%	1.2%
% of Patients satisfied with the dentistry they have received	1	2	N/A	93.1%	93.1%	92.8%
% of Patients satisfied with the time they had to wait for an appointment	0	2	N/A	89.9%	88.8%	88.7%

* This is based on patients treated on this contract for their most recent course of treatment. Figures in italics indicate the base number of FP17s or Patient Questionnaire responses are less than 100. N/A is shown where the base number of responses is less than 10 during the period. % is calculated as Quantity/Base number*100

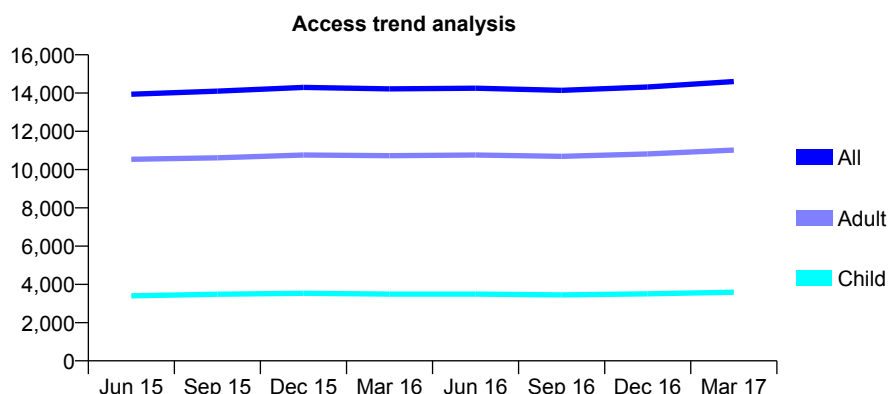
Q69 - Vital Signs At a Glance Contract Report for 167746/0001 - Year end March 2017

Name or company name	Chipping Norton Dental Practice Limited
Contract type name	GDS Contract
Purpose of contract	General
Contract start date	01/09/2007
Contract end date	

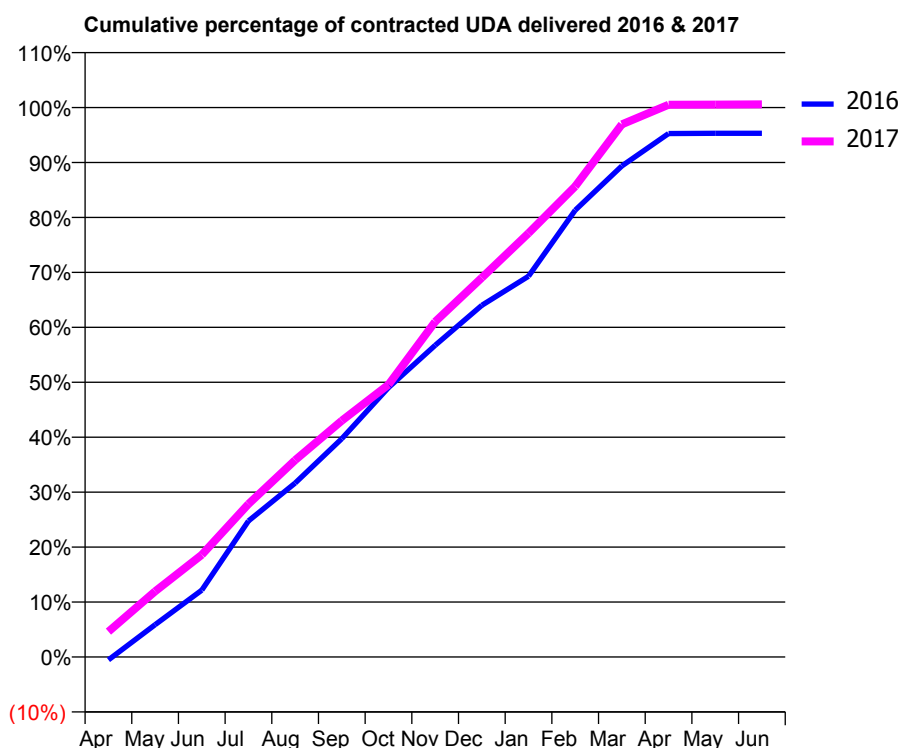
16/17 Contracted general activity (UDA)	35,904
Carry forward general activity (UDA)	0
16/17 Contracted orthodontic activity (UOA)	0
Carry forward orthodontic activity (UOA)	0
Baseline contract value	£853,550.43

ACCESS*

Patients seen in 24 months	Total	Change since previous quarter
Quarter ending March 2016	14,221	
Quarter ending June 2016	14,252	→
Quarter ending September 2016	14,141	→
Quarter ending December 2016	14,319	→
Quarter ending March 2017	14,604	→
Variance since March 2016	2.7%	↑



ACTIVITY



Adjusted Scheduled Activity (UDA)		
Month	2016	2017
April	-195	1,656
May	2,109	4,292
June	4,368	6,681
July	8,888	9,999
August	11,370	12,862
September	14,267	15,447
October	17,607	17,795
November	20,364	21,909
December	22,979	24,783
January	24,878	27,698
February	29,195	30,752
March	32,082	34,801
April	34,199	36,084
May	34,224	36,090
June	34,223	36,111

QUALITY

	Quantity	Base Number	Contract	AT	Region	England
% of FP17s for the same patient ID Re-attending within 3 months - Children	317	4,999	6.3%	11.9%	11.9%	12.3%
% of FP17s for the same patient ID Re-attending within 3 months - Adults	1,922	14,209	13.5%	15.7%	16.6%	16.7%
% of FP17s for the same patient ID Re-attending between 3 & 9 months - Children	2,757	4,999	55.2%	57.2%	60.2%	57.6%
% of FP17s for the same patient ID Re-attending between 3 & 9 months - Adults	7,107	14,209	50.0%	48.2%	51.5%	50.1%
% of FP17s for Band 1 Urgent Courses	1,441	18,800	7.7%	9.7%	9.5%	9.1%
% of FP17s Relating to Free Repair or Replacements	87	18,800	0.5%	0.8%	0.7%	0.8%
% of FP17s Relating to Continuations	111	18,800	0.6%	0.9%	1.2%	1.2%
% of Patients satisfied with the dentistry they have received	17	18	94.4%	93.1%	93.1%	92.8%
% of Patients satisfied with the time they had to wait for an appointment	16	18	88.9%	89.9%	88.8%	88.7%

* This is based on patients treated on this contract for their most recent course of treatment. Figures in italics indicate the base number of FP17s or Patient Questionnaire responses are less than 100. N/A is shown where the base number of responses is less than 10 during the period. % is calculated as Quantity/Base number*100

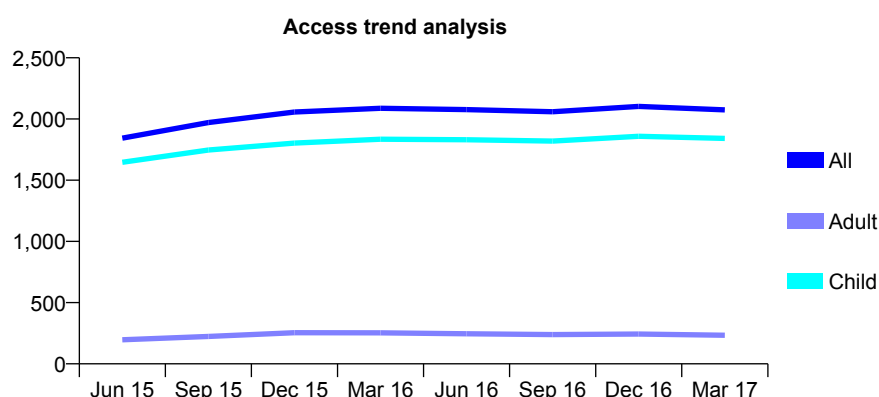
Q69 - Vital Signs At a Glance Contract Report for 169153/0001 - Year end March 2017

Name or company name	Prospect Street Dental Practice
Contract type name	GDS Contract
Purpose of contract	General
Contract start date	27/11/2013
Contract end date	

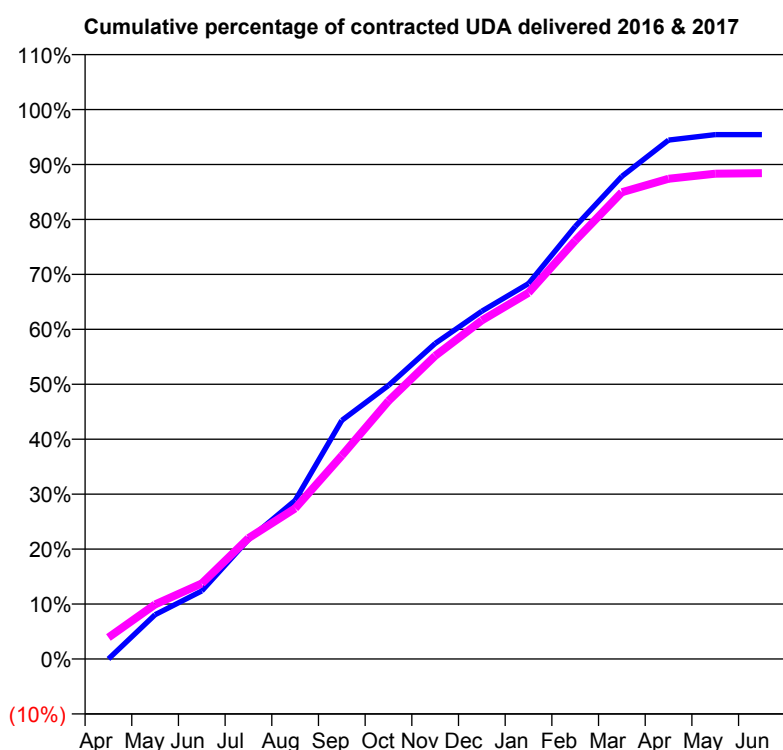
16/17 Contracted general activity (UDA)	3,522
Carry forward general activity (UDA)	0
16/17 Contracted orthodontic activity (UOA)	0
Carry forward orthodontic activity (UOA)	0
Baseline contract value	£79,416.40

ACCESS*

Patients seen in 24 months	Total	Change since previous quarter
Quarter ending March 2016	2,088	
Quarter ending June 2016	2,077	→
Quarter ending September 2016	2,059	→
Quarter ending December 2016	2,103	↑
Quarter ending March 2017	2,075	↓
Variance since March 2016	(0.6%)	→



ACTIVITY



Adjusted Scheduled Activity (UDA)		
Month	2016	2017
April	0	138
May	298	350
June	457	484
July	802	775
August	1,065	966
September	1,603	1,304
October	1,837	1,654
November	2,119	1,943
December	2,336	2,170
January	2,521	2,347
February	2,904	2,682
March	3,241	2,991
April	3,485	3,078
May	3,522	3,110
June	3,522	3,114

QUALITY

	Quantity	Base Number	Contract	AT	Region	England
% of FP17s for the same patient ID Re-attending within 3 months - Children	128	2,457	5.2%	11.9%	11.9%	12.3%
% of FP17s for the same patient ID Re-attending within 3 months - Adults	7	91	7.7%	15.7%	16.6%	16.7%
% of FP17s for the same patient ID Re-attending between 3 & 9 months - Children	1,341	2,457	54.6%	57.2%	60.2%	57.6%
% of FP17s for the same patient ID Re-attending between 3 & 9 months - Adults	55	91	60.4%	48.2%	51.5%	50.1%
% of FP17s for Band 1 Urgent Courses	42	2,429	1.7%	9.7%	9.5%	9.1%
% of FP17s Relating to Free Repair or Replacements	0	2,429	0.0%	0.8%	0.7%	0.8%
% of FP17s Relating to Continuations	0	2,429	0.0%	0.9%	1.2%	1.2%
% of Patients satisfied with the dentistry they have received	4	4	N/A	93.1%	93.1%	92.8%
% of Patients satisfied with the time they had to wait for an appointment	4	4	N/A	89.9%	88.8%	88.7%

* This is based on patients treated on this contract for their most recent course of treatment. Figures in italics indicate the base number of FP17s or Patient Questionnaire responses are less than 100. N/A is shown where the base number of responses is less than 10 during the period. % is calculated as Quantity/Base number*100

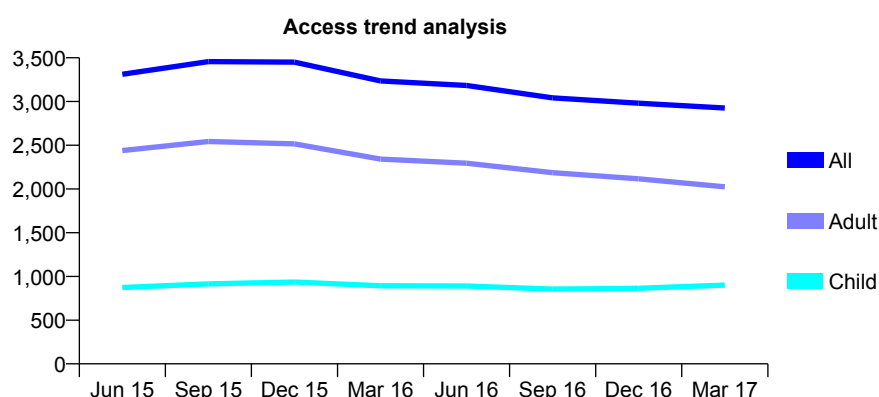
Q69 - Vital Signs At a Glance Contract Report for 169641/0001 - Year end March 2017

Name or company name	Market Square Dental Practice
Contract type name	GDS Contract
Purpose of contract	General
Contract start date	01/06/2009
Contract end date	

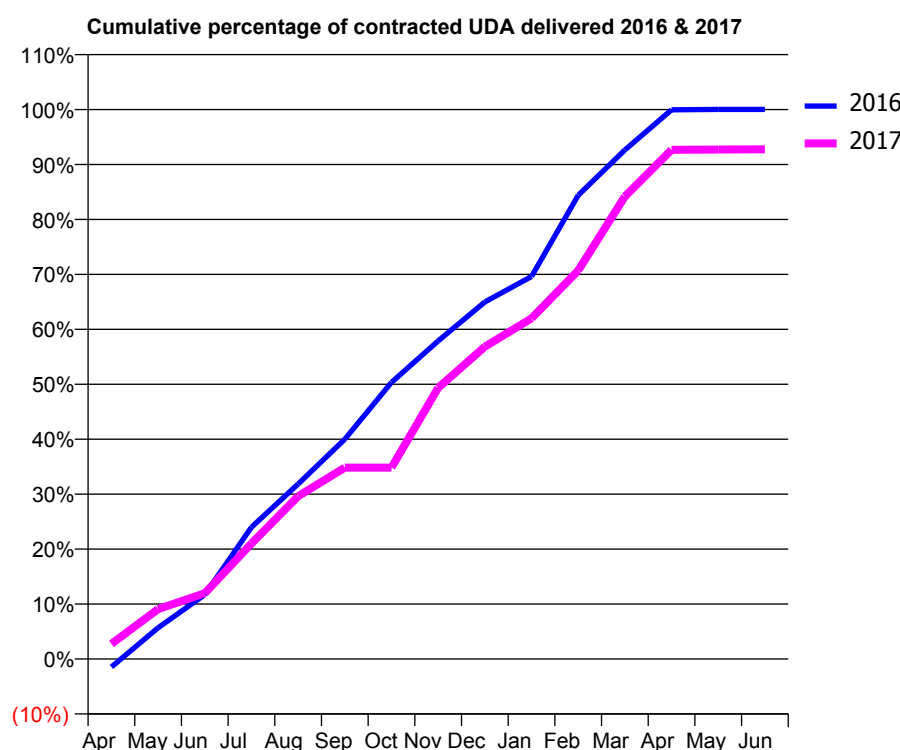
16/17 Contracted general activity (UDA)	9,261
Carry forward general activity (UDA)	-2
16/17 Contracted orthodontic activity (UOA)	0
Carry forward orthodontic activity (UOA)	0
Baseline contract value	£218,921.22

ACCESS*

Patients seen in 24 months	Total	Change since previous quarter
Quarter ending March 2016	3,235	
Quarter ending June 2016	3,184	↓
Quarter ending September 2016	3,041	↓
Quarter ending December 2016	2,980	↓
Quarter ending March 2017	2,926	↓
Variance since March 2016	(9.6%)	↓



ACTIVITY



Month	Adjusted Scheduled Activity (UDA)	
	2016	2017
April	-124	256
May	479	841
June	986	1,109
July	2,022	1,948
August	2,683	2,743
September	3,369	3,226
October	4,240	3,226
November	4,877	4,570
December	5,473	5,264
January	5,864	5,741
February	7,109	6,547
March	7,805	7,794
April	8,419	8,581
May	8,426	8,587
June	8,426	8,591

QUALITY

	Quantity	Base Number	Contract	AT	Region	England
% of FP17s for the same patient ID Re-attending within 3 months - Children	81	1,358	6.0%	11.9%	11.9%	12.3%
% of FP17s for the same patient ID Re-attending within 3 months - Adults	525	3,019	17.4%	15.7%	16.6%	16.7%
% of FP17s for the same patient ID Re-attending between 3 & 9 months - Children	857	1,358	63.1%	57.2%	60.2%	57.6%
% of FP17s for the same patient ID Re-attending between 3 & 9 months - Adults	1,742	3,019	57.7%	48.2%	51.5%	50.1%
% of FP17s for Band 1 Urgent Courses	450	4,416	10.2%	9.7%	9.5%	9.1%
% of FP17s Relating to Free Repair or Replacements	43	4,416	1.0%	0.8%	0.7%	0.8%
% of FP17s Relating to Continuations	30	4,416	0.7%	0.9%	1.2%	1.2%
% of Patients satisfied with the dentistry they have received	7	7	N/A	93.1%	93.1%	92.8%
% of Patients satisfied with the time they had to wait for an appointment	7	7	N/A	89.9%	88.8%	88.7%

* This is based on patients treated on this contract for their most recent course of treatment. Figures in italics indicate the base number of FP17s or Patient Questionnaire responses are less than 100. N/A is shown where the base number of responses is less than 10 during the period. % is calculated as Quantity/Base number*100

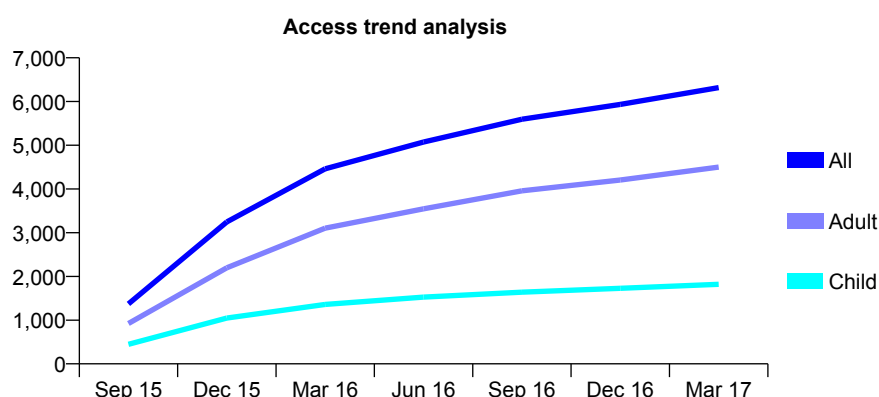
Q69 - Vital Signs At a Glance Contract Report for 173061/0001 - Year end March 2017

Name or company name	The Dental Centre Carterton Practice
Contract type name	GDS Contract
Purpose of contract	General
Contract start date	01/09/2015
Contract end date	

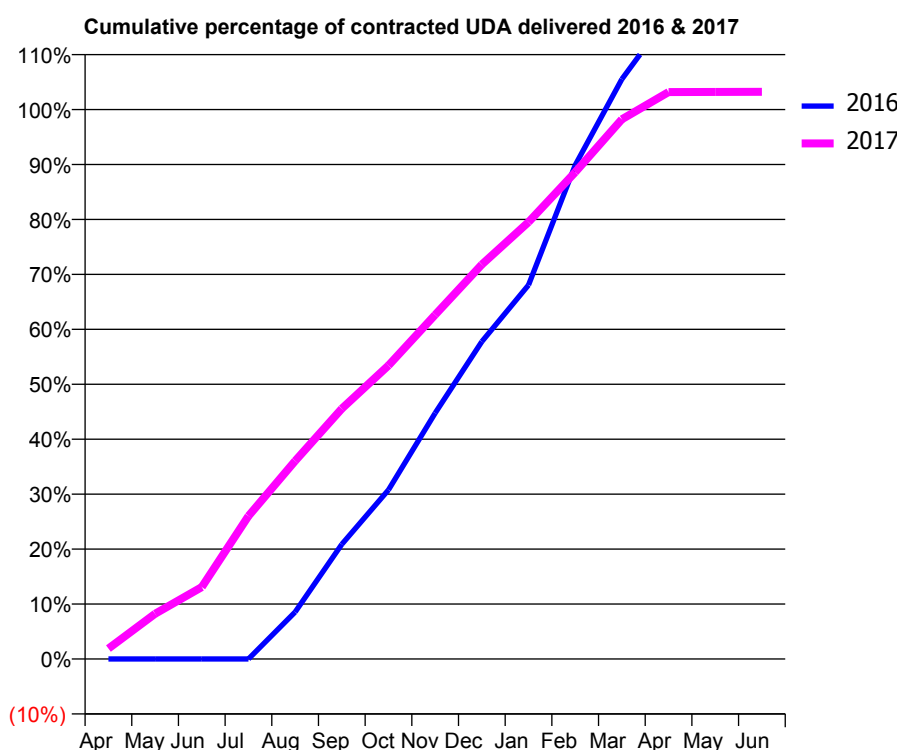
16/17 Contracted general activity (UDA)	16,735
Carry forward general activity (UDA)	0
16/17 Contracted orthodontic activity (UOA)	0
Carry forward orthodontic activity (UOA)	0
Baseline contract value	£396,192.71

ACCESS*

Patients seen in 24 months	Total	Change since previous quarter
Quarter ending March 2016	4,462	
Quarter ending June 2016	5,075	↑
Quarter ending September 2016	5,596	↑
Quarter ending December 2016	5,935	↑
Quarter ending March 2017	6,317	↑
Variance since March 2016	41.6%	↑



ACTIVITY



Month	Adjusted Scheduled Activity (UDA)	
	2016	2017
April	0	318
May	0	1,379
June	0	2,189
July	0	4,355
August	834	6,034
September	2,039	7,624
October	3,004	8,942
November	4,370	10,484
December	5,640	12,015
January	6,643	13,305
February	8,773	14,824
March	10,301	16,438
April	11,425	17,265
May	11,442	17,268
June	11,453	17,273

QUALITY

	Quantity	Base Number	Contract	AT	Region	England
% of FP17s for the same patient ID Re-attending within 3 months - Children	407	3,178	12.8%	11.9%	11.9%	12.3%
% of FP17s for the same patient ID Re-attending within 3 months - Adults	1,162	6,879	16.9%	15.7%	16.6%	16.7%
% of FP17s for the same patient ID Re-attending between 3 & 9 months - Children	1,835	3,178	57.7%	57.2%	60.2%	57.6%
% of FP17s for the same patient ID Re-attending between 3 & 9 months - Adults	3,628	6,879	52.7%	48.2%	51.5%	50.1%
% of FP17s for Band 1 Urgent Courses	961	9,032	10.6%	9.7%	9.5%	9.1%
% of FP17s Relating to Free Repair or Replacements	95	9,032	1.1%	0.8%	0.7%	0.8%
% of FP17s Relating to Continuations	26	9,032	0.3%	0.9%	1.2%	1.2%
% of Patients satisfied with the dentistry they have received	9	10	90.0%	93.1%	93.1%	92.8%
% of Patients satisfied with the time they had to wait for an appointment	10	10	100.0%	89.9%	88.8%	88.7%

* This is based on patients treated on this contract for their most recent course of treatment. Figures in italics indicate the base number of FP17s or Patient Questionnaire responses are less than 100. N/A is shown where the base number of responses is less than 10 during the period. % is calculated as Quantity/Base number*100

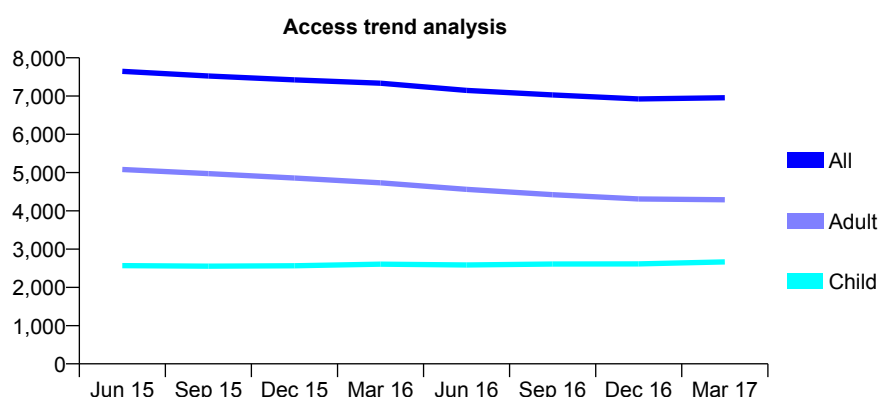
Q69 - Vital Signs At a Glance Contract Report for 175609/0001 - Year end March 2017

Name or company name	Riverside Dental Centre Ltd
Contract type name	GDS Contract
Purpose of contract	General
Contract start date	01/07/2008
Contract end date	

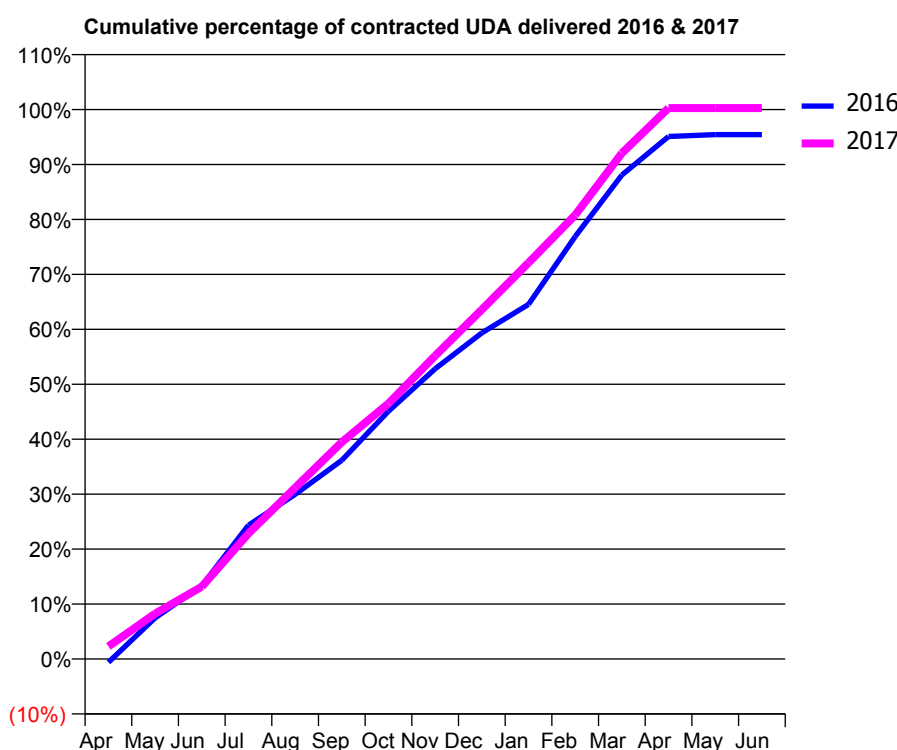
16/17 Contracted general activity (UDA)	19,096
Carry forward general activity (UDA)	0
16/17 Contracted orthodontic activity (UOA)	0
Carry forward orthodontic activity (UOA)	0
Baseline contract value	£562,752.76

ACCESS*

Patients seen in 24 months	Total	Change since previous quarter
Quarter ending March 2016	7,337	
Quarter ending June 2016	7,148	↓
Quarter ending September 2016	7,030	↓
Quarter ending December 2016	6,923	↓
Quarter ending March 2017	6,955	→
Variance since March 2016	(5.2%)	↓



ACTIVITY



Adjusted Scheduled Activity (UDA)		
Month	2016	2017
April	-118	438
May	1,428	1,578
June	2,544	2,515
July	4,649	4,364
August	5,720	5,954
September	6,908	7,538
October	8,612	8,882
November	10,084	10,542
December	11,332	12,144
January	12,325	13,769
February	14,681	15,431
March	16,819	17,579
April	18,157	19,146
May	18,223	19,145
June	18,224	19,144

QUALITY

	Quantity	Base Number	Contract	AT	Region	England
% of FP17s for the same patient ID Re-attending within 3 months - Children	390	4,226	9.2%	11.9%	11.9%	12.3%
% of FP17s for the same patient ID Re-attending within 3 months - Adults	725	5,332	13.6%	15.7%	16.6%	16.7%
% of FP17s for the same patient ID Re-attending between 3 & 9 months - Children	2,588	4,226	61.2%	57.2%	60.2%	57.6%
% of FP17s for the same patient ID Re-attending between 3 & 9 months - Adults	2,663	5,332	49.9%	48.2%	51.5%	50.1%
% of FP17s for Band 1 Urgent Courses	688	9,741	7.1%	9.7%	9.5%	9.1%
% of FP17s Relating to Free Repair or Replacements	22	9,741	0.2%	0.8%	0.7%	0.8%
% of FP17s Relating to Continuations	145	9,741	1.5%	0.9%	1.2%	1.2%
% of Patients satisfied with the dentistry they have received	11	12	91.7%	93.1%	93.1%	92.8%
% of Patients satisfied with the time they had to wait for an appointment	11	12	91.7%	89.9%	88.8%	88.7%

* This is based on patients treated on this contract for their most recent course of treatment. Figures in italics indicate the base number of FP17s or Patient Questionnaire responses are less than 100. N/A is shown where the base number of responses is less than 10 during the period. % is calculated as Quantity/Base number*100

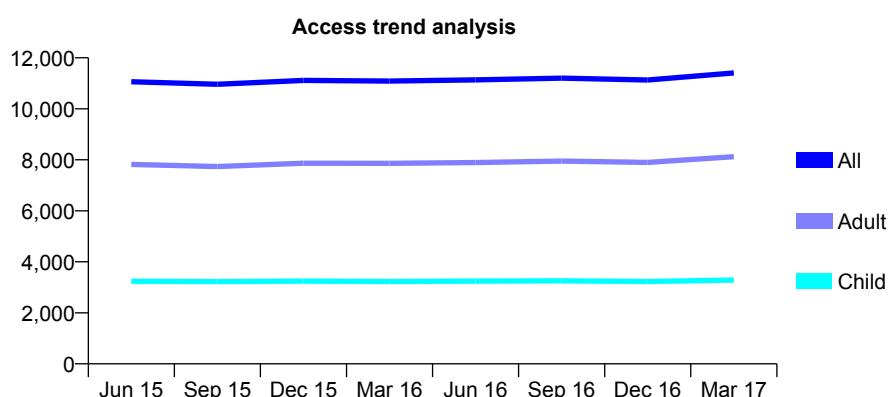
Q69 - Vital Signs At a Glance Contract Report for 176621/0001 - Year end March 2017

Name or company name	Rodericks Ltd
Contract type name	GDS Contract
Purpose of contract	General
Contract start date	01/04/2008
Contract end date	

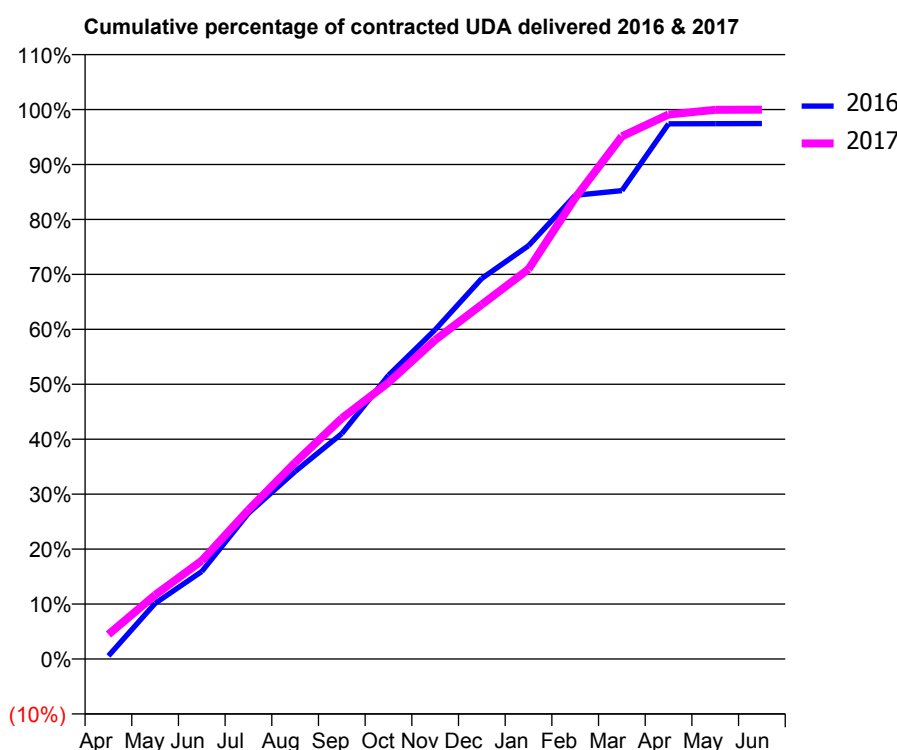
16/17 Contracted general activity (UDA)	29,400
Carry forward general activity (UDA)	0
16/17 Contracted orthodontic activity (UOA)	0
Carry forward orthodontic activity (UOA)	0
Baseline contract value	£685,944.56

ACCESS*

Patients seen in 24 months	Total	Change since previous quarter
Quarter ending March 2016	11,090	
Quarter ending June 2016	11,136	→
Quarter ending September 2016	11,203	→
Quarter ending December 2016	11,131	→
Quarter ending March 2017	11,408	↑
Variance since March 2016	2.9%	↑



ACTIVITY



Adjusted Scheduled Activity (UDA)		
Month	2016	2017
April	174	1,314
May	3,047	3,430
June	4,794	5,261
July	7,986	7,979
August	10,273	10,513
September	12,345	12,883
October	15,538	14,793
November	18,035	17,068
December	20,845	18,965
January	22,635	20,861
February	25,392	24,673
March	25,648	27,960
April	29,308	29,135
May	29,317	29,384
June	29,322	29,391

QUALITY

	Quantity	Base Number	Contract	AT	Region	England
% of FP17s for the same patient ID Re-attending within 3 months - Children	543	5,673	9.6%	11.9%	11.9%	12.3%
% of FP17s for the same patient ID Re-attending within 3 months - Adults	2,004	11,685	17.2%	15.7%	16.6%	16.7%
% of FP17s for the same patient ID Re-attending between 3 & 9 months - Children	3,451	5,673	60.8%	57.2%	60.2%	57.6%
% of FP17s for the same patient ID Re-attending between 3 & 9 months - Adults	5,791	11,685	49.6%	48.2%	51.5%	50.1%
% of FP17s for Band 1 Urgent Courses	1,770	15,987	11.1%	9.7%	9.5%	9.1%
% of FP17s Relating to Free Repair or Replacements	113	15,987	0.7%	0.8%	0.7%	0.8%
% of FP17s Relating to Continuations	141	15,987	0.9%	0.9%	1.2%	1.2%
% of Patients satisfied with the dentistry they have received	15	16	93.8%	93.1%	93.1%	92.8%
% of Patients satisfied with the time they had to wait for an appointment	14	16	87.5%	89.9%	88.8%	88.7%

* This is based on patients treated on this contract for their most recent course of treatment. Figures in italics indicate the base number of FP17s or Patient Questionnaire responses are less than 100. N/A is shown where the base number of responses is less than 10 during the period. % is calculated as Quantity/Base number*100

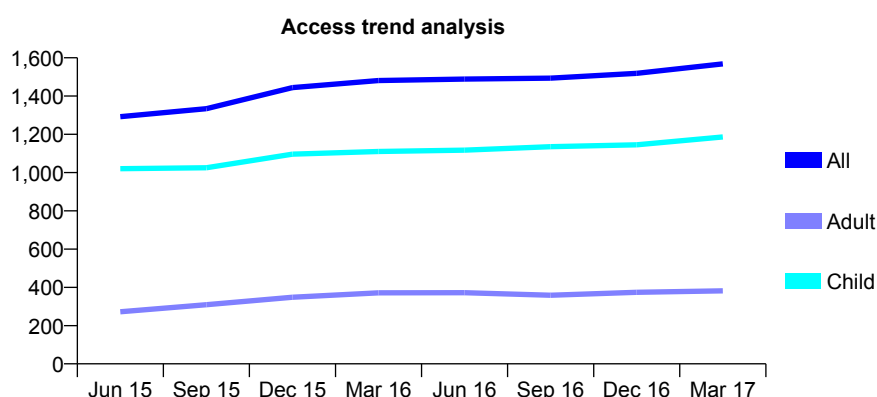
Q69 - Vital Signs At a Glance Contract Report for 177393/0001 - Year end March 2017

Name or company name	Aston Clinton Dental
Contract type name	GDS Contract
Purpose of contract	General
Contract start date	01/04/2013
Contract end date	

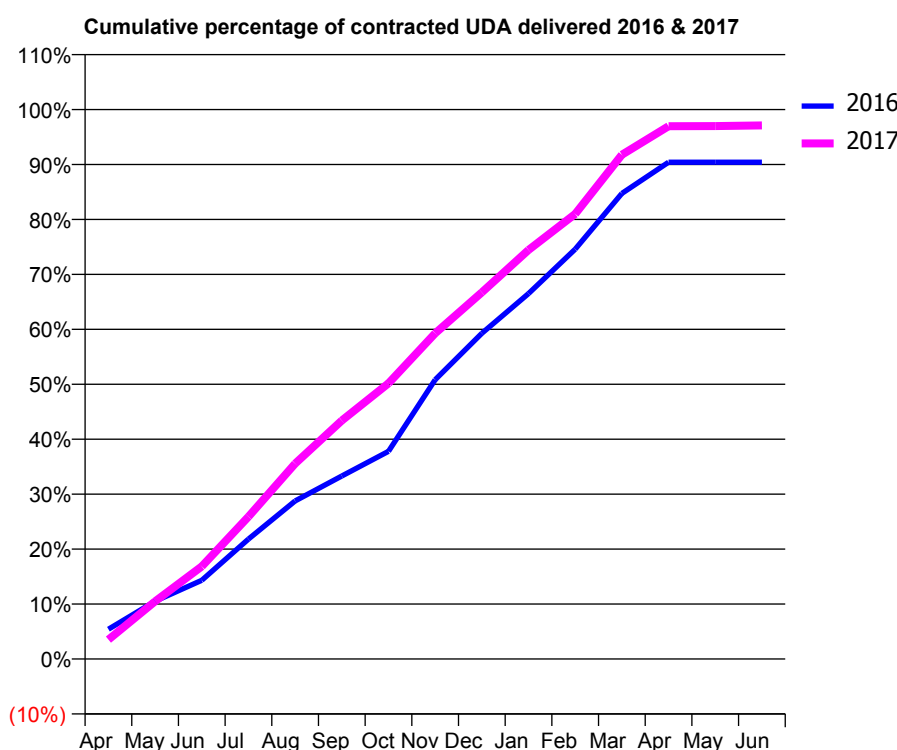
16/17 Contracted general activity (UDA)	3,800
Carry forward general activity (UDA)	0
16/17 Contracted orthodontic activity (UOA)	0
Carry forward orthodontic activity (UOA)	0
Baseline contract value	£87,538.97

ACCESS*

Patients seen in 24 months	Total	Change since previous quarter
Quarter ending March 2016	1,481	
Quarter ending June 2016	1,489	→
Quarter ending September 2016	1,494	→
Quarter ending December 2016	1,519	→
Quarter ending March 2017	1,568	↑
Variance since March 2016	5.9%	↑



ACTIVITY



Adjusted Scheduled Activity (UDA)		
Month	2016	2017
April	206	134
May	400	399
June	544	640
July	829	985
August	1,093	1,351
September	1,266	1,649
October	1,436	1,907
November	1,932	2,253
December	2,252	2,536
January	2,527	2,829
February	2,834	3,078
March	3,220	3,487
April	3,436	3,685
May	3,436	3,686
June	3,436	3,690

QUALITY

	Quantity	Base Number	Contract	AT	Region	England
% of FP17s for the same patient ID Re-attending within 3 months - Children	135	1,904	7.1%	11.9%	11.9%	12.3%
% of FP17s for the same patient ID Re-attending within 3 months - Adults	52	338	15.4%	15.7%	16.6%	16.7%
% of FP17s for the same patient ID Re-attending between 3 & 9 months - Children	1,204	1,904	63.2%	57.2%	60.2%	57.6%
% of FP17s for the same patient ID Re-attending between 3 & 9 months - Adults	151	338	44.7%	48.2%	51.5%	50.1%
% of FP17s for Band 1 Urgent Courses	109	2,191	5.0%	9.7%	9.5%	9.1%
% of FP17s Relating to Free Repair or Replacements	0	2,191	0.0%	0.8%	0.7%	0.8%
% of FP17s Relating to Continuations	1	2,191	0.0%	0.9%	1.2%	1.2%
% of Patients satisfied with the dentistry they have received	2	2	N/A	93.1%	93.1%	92.8%
% of Patients satisfied with the time they had to wait for an appointment	2	2	N/A	89.9%	88.8%	88.7%

* This is based on patients treated on this contract for their most recent course of treatment. Figures in italics indicate the base number of FP17s or Patient Questionnaire responses are less than 100. N/A is shown where the base number of responses is less than 10 during the period. % is calculated as Quantity/Base number*100

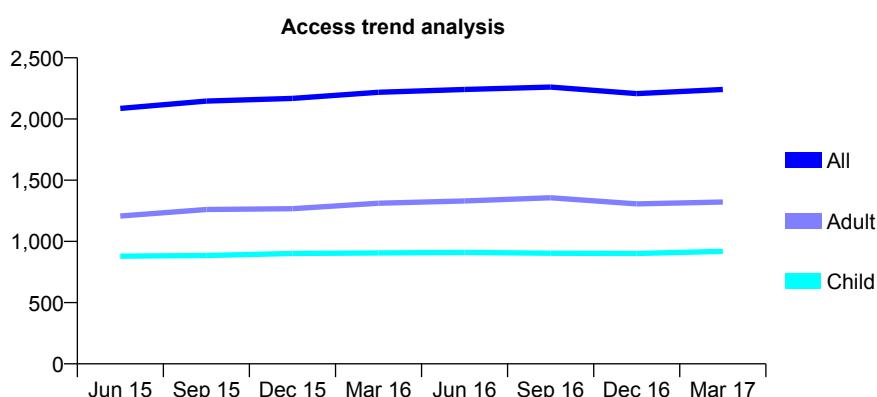
Q69 - Vital Signs At a Glance Contract Report for 177806/0001 - Year end March 2017

Name or company name	Westwood Smile Care Ltd
Contract type name	GDS Contract
Purpose of contract	General
Contract start date	01/07/2013
Contract end date	

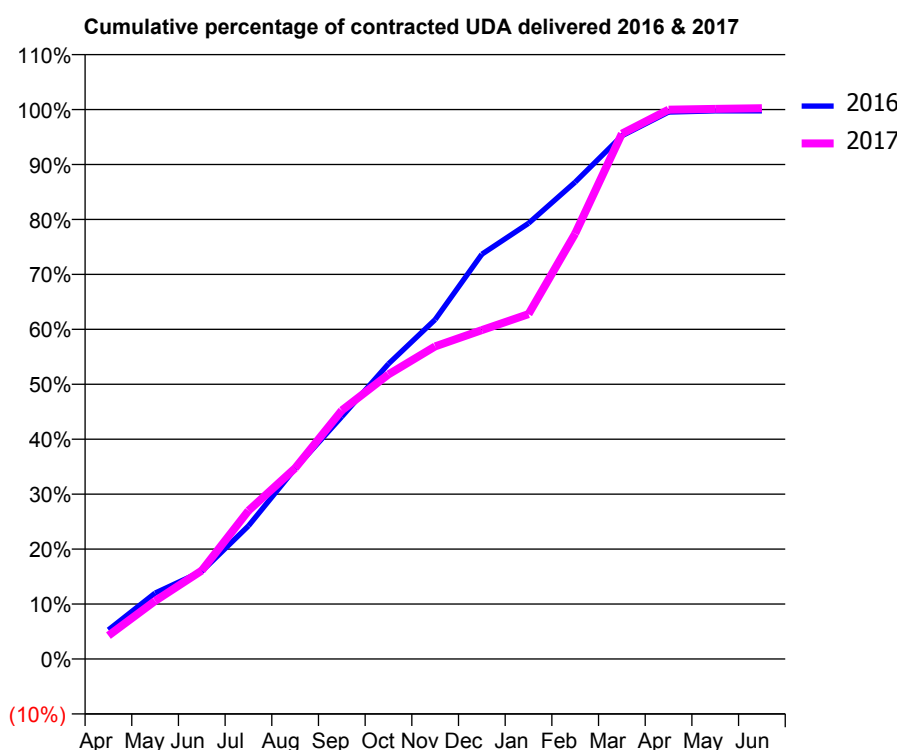
16/17 Contracted general activity (UDA)	3,339
Carry forward general activity (UDA)	9
16/17 Contracted orthodontic activity (UOA)	0
Carry forward orthodontic activity (UOA)	0
Baseline contract value	£78,213.66

ACCESS*

Patients seen in 24 months	Total	Change since previous quarter
Quarter ending March 2016	2,218	
Quarter ending June 2016	2,241	→
Quarter ending September 2016	2,261	→
Quarter ending December 2016	2,208	↓
Quarter ending March 2017	2,241	→
Variance since March 2016	1.0%	→



ACTIVITY



Adjusted Scheduled Activity (UDA)		
Month	2016	2017
April	175	143
May	396	353
June	526	538
July	799	901
August	1,143	1,160
September	1,454	1,510
October	1,771	1,729
November	2,037	1,900
December	2,429	1,998
January	2,615	2,095
February	2,862	2,585
March	3,140	3,192
April	3,283	3,338
May	3,290	3,343
June	3,290	3,347

QUALITY

	Quantity	Base Number	Contract	AT	Region	England
% of FP17s for the same patient ID Re-attending within 3 months - Children	86	1,212	7.1%	11.9%	11.9%	12.3%
% of FP17s for the same patient ID Re-attending within 3 months - Adults	269	1,403	19.2%	15.7%	16.6%	16.7%
% of FP17s for the same patient ID Re-attending between 3 & 9 months - Children	609	1,212	50.2%	57.2%	60.2%	57.6%
% of FP17s for the same patient ID Re-attending between 3 & 9 months - Adults	480	1,403	34.2%	48.2%	51.5%	50.1%
% of FP17s for Band 1 Urgent Courses	89	1,558	5.7%	9.7%	9.5%	9.1%
% of FP17s Relating to Free Repair or Replacements	13	1,558	0.8%	0.8%	0.7%	0.8%
% of FP17s Relating to Continuations	10	1,558	0.6%	0.9%	1.2%	1.2%
% of Patients satisfied with the dentistry they have received	4	4	N/A	93.1%	93.1%	92.8%
% of Patients satisfied with the time they had to wait for an appointment	2	4	N/A	89.9%	88.8%	88.7%

* This is based on patients treated on this contract for their most recent course of treatment. Figures in italics indicate the base number of FP17s or Patient Questionnaire responses are less than 100. N/A is shown where the base number of responses is less than 10 during the period. % is calculated as Quantity/Base number*100

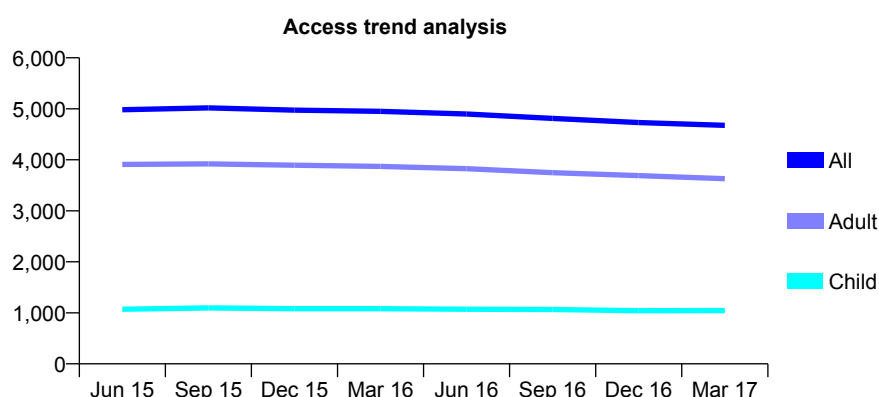
Q69 - Vital Signs At a Glance Contract Report for 177881/0001 - Year end March 2017

Name or company name	The Burnham Dental Practice
Contract type name	GDS Contract
Purpose of contract	General
Contract start date	01/06/2010
Contract end date	

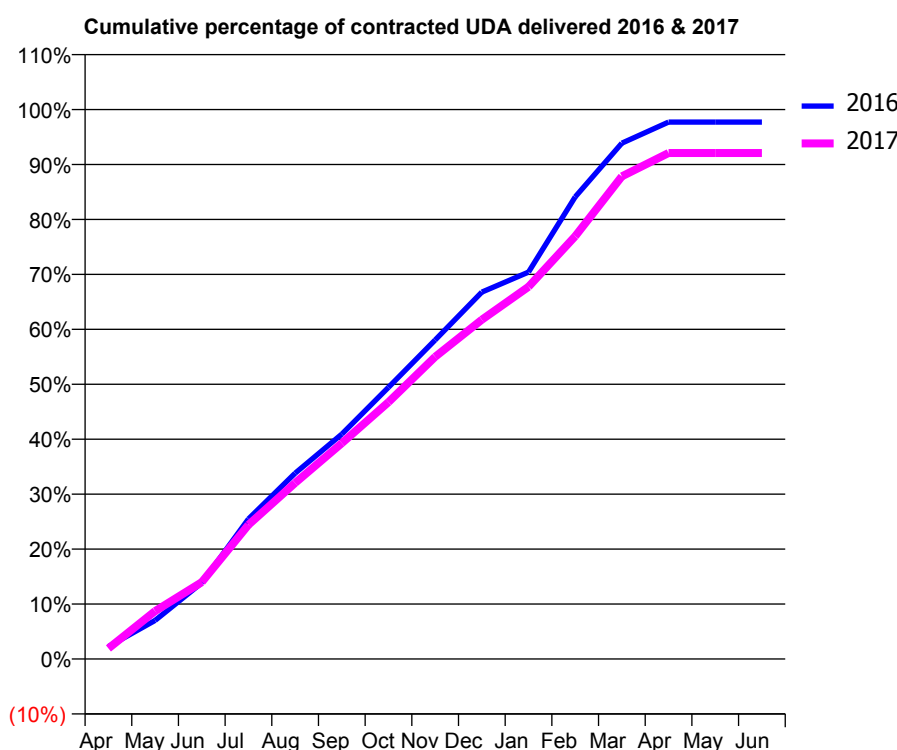
16/17 Contracted general activity (UDA)	14,629
Carry forward general activity (UDA)	336
16/17 Contracted orthodontic activity (UOA)	0
Carry forward orthodontic activity (UOA)	0
Baseline contract value	£425,484.26

ACCESS*

Patients seen in 24 months	Total	Change since previous quarter
Quarter ending March 2016	4,951	
Quarter ending June 2016	4,898	↓
Quarter ending September 2016	4,813	↓
Quarter ending December 2016	4,731	↓
Quarter ending March 2017	4,675	↓
Variance since March 2016	(5.6%)	↓



ACTIVITY



Month	Adjusted Scheduled Activity (UDA)	
	2016	2017
April	332	282
May	1,027	1,278
June	2,030	2,047
July	3,728	3,572
August	4,949	4,687
September	5,987	5,746
October	7,231	6,839
November	8,492	8,045
December	9,769	9,033
January	10,301	9,909
February	12,302	11,257
March	13,734	12,849
April	14,293	13,470
May	14,293	13,470
June	14,293	13,472

QUALITY

	Quantity	Base Number	Contract	AT	Region	England
% of FP17s for the same patient ID Re-attending within 3 months - Children	110	1,429	7.7%	11.9%	11.9%	12.3%
% of FP17s for the same patient ID Re-attending within 3 months - Adults	553	4,703	11.8%	15.7%	16.6%	16.7%
% of FP17s for the same patient ID Re-attending between 3 & 9 months - Children	861	1,429	60.3%	57.2%	60.2%	57.6%
% of FP17s for the same patient ID Re-attending between 3 & 9 months - Adults	2,774	4,703	59.0%	48.2%	51.5%	50.1%
% of FP17s for Band 1 Urgent Courses	392	6,134	6.4%	9.7%	9.5%	9.1%
% of FP17s Relating to Free Repair or Replacements	13	6,134	0.2%	0.8%	0.7%	0.8%
% of FP17s Relating to Continuations	78	6,134	1.3%	0.9%	1.2%	1.2%
% of Patients satisfied with the dentistry they have received	12	14	85.7%	93.1%	93.1%	92.8%
% of Patients satisfied with the time they had to wait for an appointment	12	14	85.7%	89.9%	88.8%	88.7%

* This is based on patients treated on this contract for their most recent course of treatment. Figures in italics indicate the base number of FP17s or Patient Questionnaire responses are less than 100. N/A is shown where the base number of responses is less than 10 during the period. % is calculated as Quantity/Base number*100

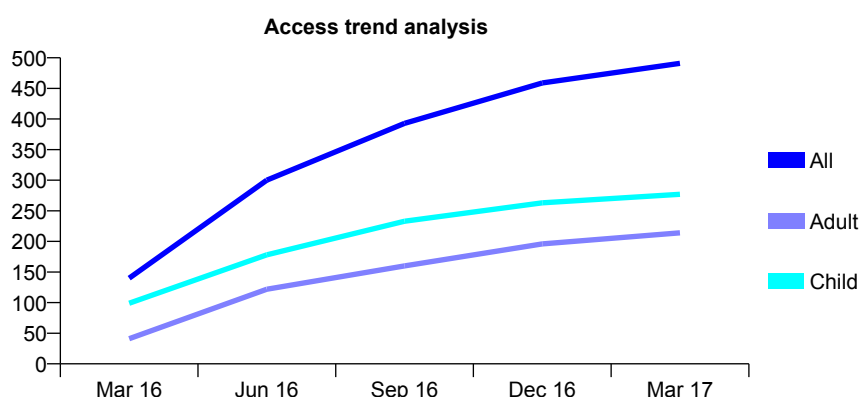
Q69 - Vital Signs At a Glance Contract Report for 181285/0001 - Year end March 2017

Name or company name	David Barrett & John Coulter
Contract type name	GDS Contract
Purpose of contract	General
Contract start date	01/12/2015
Contract end date	

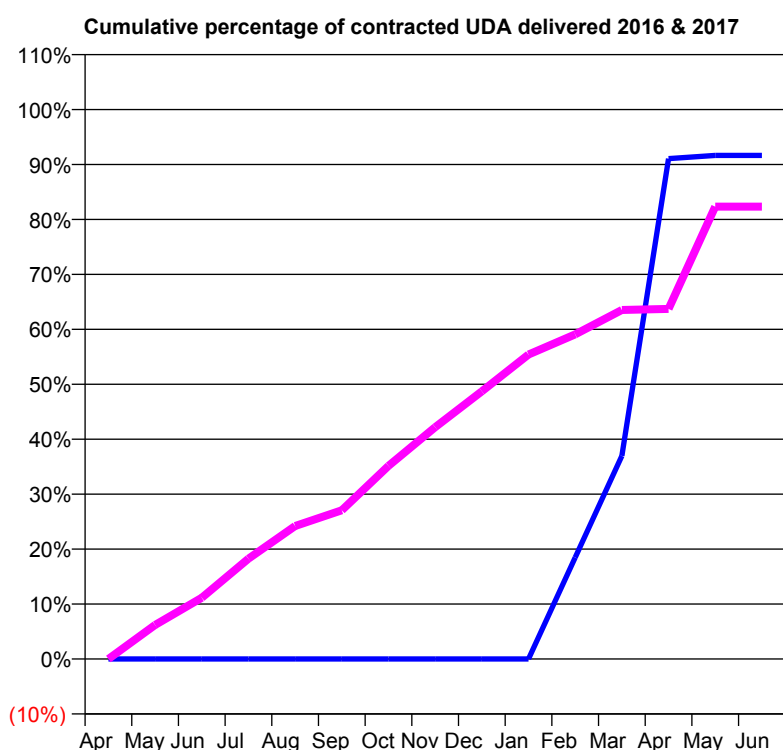
16/17 Contracted general activity (UDA)	1,509
Carry forward general activity (UDA)	0
16/17 Contracted orthodontic activity (UOA)	0
Carry forward orthodontic activity (UOA)	0
Baseline contract value	£35,685.46

ACCESS*

Patients seen in 24 months	Total	Change since previous quarter
Quarter ending March 2016	140	
Quarter ending June 2016	300	↑
Quarter ending September 2016	393	↑
Quarter ending December 2016	459	↑
Quarter ending March 2017	491	↑
Variance since March 2016	250.7%	↑



ACTIVITY



Adjusted Scheduled Activity (UDA)		
Month	2016	2017
April	0	0
May	0	93
June	0	168
July	0	275
August	0	365
September	0	408
October	0	531
November	0	637
December	0	735
January	0	836
February	93	891
March	186	958
April	458	961
May	461	1,242
June	461	1,242

QUALITY

	Quantity	Base Number	Contract	AT	Region	England
% of FP17s for the same patient ID Re-attending within 3 months - Children	17	403	4.2%	11.9%	11.9%	12.3%
% of FP17s for the same patient ID Re-attending within 3 months - Adults	17	269	6.3%	15.7%	16.6%	16.7%
% of FP17s for the same patient ID Re-attending between 3 & 9 months - Children	142	403	35.2%	57.2%	60.2%	57.6%
% of FP17s for the same patient ID Re-attending between 3 & 9 months - Adults	48	269	17.8%	48.2%	51.5%	50.1%
% of FP17s for Band 1 Urgent Courses	7	673	1.0%	9.7%	9.5%	9.1%
% of FP17s Relating to Free Repair or Replacements	0	673	0.0%	0.8%	0.7%	0.8%
% of FP17s Relating to Continuations	3	673	0.4%	0.9%	1.2%	1.2%
% of Patients satisfied with the dentistry they have received	0	0	N/A	93.1%	93.1%	92.8%
% of Patients satisfied with the time they had to wait for an appointment	0	0	N/A	89.9%	88.8%	88.7%

* This is based on patients treated on this contract for their most recent course of treatment. Figures in italics indicate the base number of FP17s or Patient Questionnaire responses are less than 100. N/A is shown where the base number of responses is less than 10 during the period. % is calculated as Quantity/Base number*100

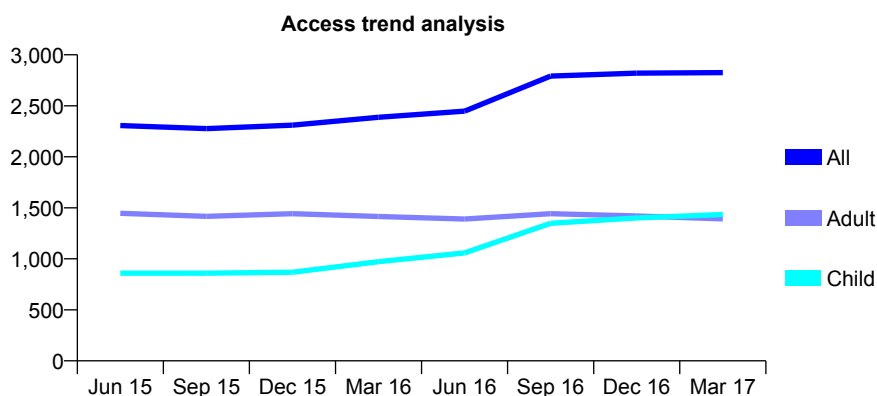
Q69 - Vital Signs At a Glance Contract Report for 181730/0004 - Year end March 2017

Name or company name	Buckinghamshire Priority Dental Service
Contract type name	PDS Contract
Purpose of contract	General
Contract start date	26/10/2008
Contract end date	31/03/2019

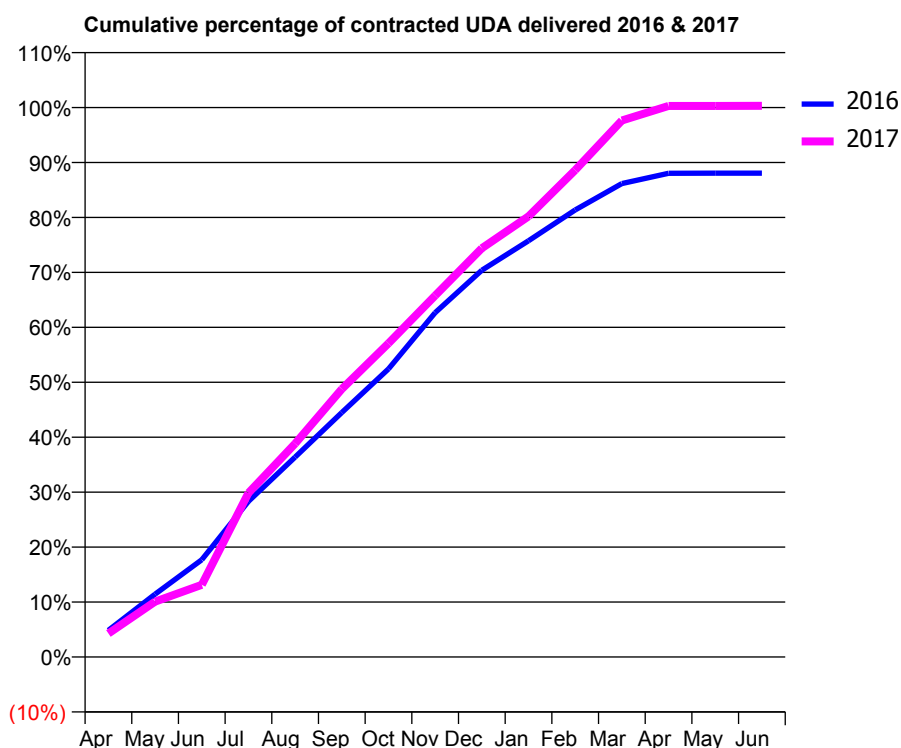
16/17 Contracted general activity (UDA)	7,259
Carry forward general activity (UDA)	0
16/17 Contracted orthodontic activity (UOA)	0
Carry forward orthodontic activity (UOA)	0
Baseline contract value	£0.00

ACCESS*

Patients seen in 24 months	Total	Change since previous quarter
Quarter ending March 2016	2,387	
Quarter ending June 2016	2,448	↑
Quarter ending September 2016	2,792	↑
Quarter ending December 2016	2,820	→
Quarter ending March 2017	2,826	→
Variance since March 2016	18.4%	↑



ACTIVITY



Adjusted Scheduled Activity (UDA)		
Month	2016	2017
April	388	311
May	909	732
June	1,408	954
July	2,252	2,168
August	2,893	2,820
September	3,537	3,540
October	4,167	4,144
November	4,981	4,774
December	5,593	5,400
January	6,020	5,822
February	6,465	6,432
March	6,846	7,088
April	6,996	7,279
May	6,997	7,280
June	6,998	7,281

QUALITY

	Quantity	Base Number	Contract	AT	Region	England
% of FP17s for the same patient ID Re-attending within 3 months - Children	287	2,271	12.6%	11.9%	11.9%	12.3%
% of FP17s for the same patient ID Re-attending within 3 months - Adults	172	1,302	13.2%	15.7%	16.6%	16.7%
% of FP17s for the same patient ID Re-attending between 3 & 9 months - Children	380	2,271	16.7%	57.2%	60.2%	57.6%
% of FP17s for the same patient ID Re-attending between 3 & 9 months - Adults	416	1,302	32.0%	48.2%	51.5%	50.1%
% of FP17s for Band 1 Urgent Courses	131	3,411	3.8%	9.7%	9.5%	9.1%
% of FP17s Relating to Free Repair or Replacements	1	3,411	0.0%	0.8%	0.7%	0.8%
% of FP17s Relating to Continuations	75	3,411	2.2%	0.9%	1.2%	1.2%
% of Patients satisfied with the dentistry they have received	0	0	N/A	93.1%	93.1%	92.8%
% of Patients satisfied with the time they had to wait for an appointment	0	0	N/A	89.9%	88.8%	88.7%

* This is based on patients treated on this contract for their most recent course of treatment. Figures in italics indicate the base number of FP17s or Patient Questionnaire responses are less than 100. N/A is shown where the base number of responses is less than 10 during the period. % is calculated as Quantity/Base number*100

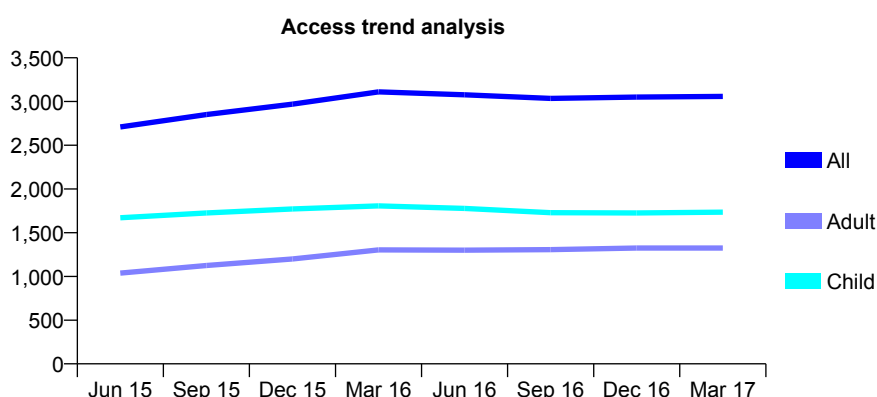
Q69 - Vital Signs At a Glance Contract Report for 182885/0002 - Year end March 2017

Name or company name	CEDAR DENTAL CARE LTD
Contract type name	GDS Contract
Purpose of contract	General
Contract start date	31/03/2014
Contract end date	

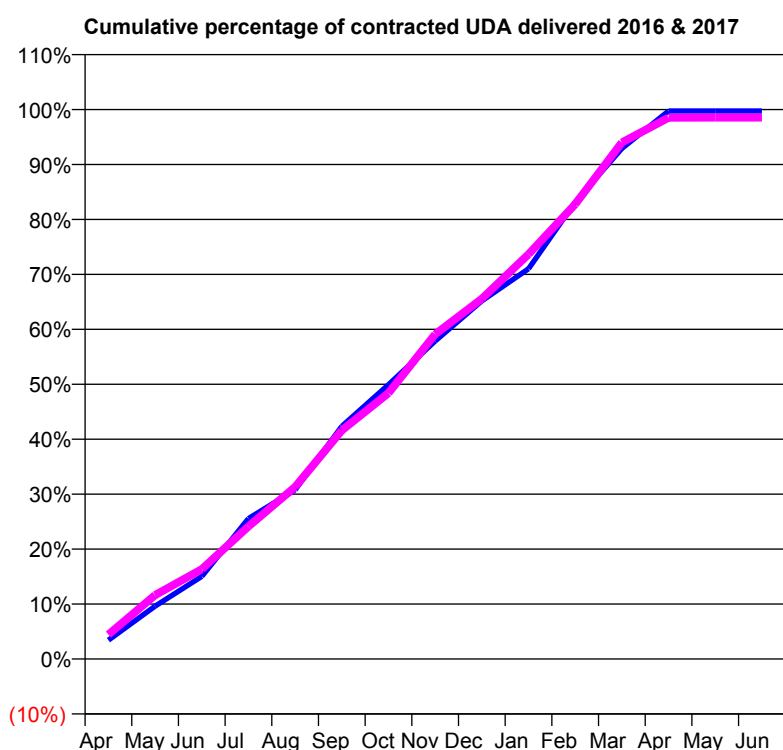
16/17 Contracted general activity (UDA)	8,200
Carry forward general activity (UDA)	22
16/17 Contracted orthodontic activity (UOA)	0
Carry forward orthodontic activity (UOA)	0
Baseline contract value	£159,179.03

ACCESS*

Patients seen in 24 months	Total	Change since previous quarter
Quarter ending March 2016	3,110	
Quarter ending June 2016	3,077	↓
Quarter ending September 2016	3,035	↓
Quarter ending December 2016	3,051	→
Quarter ending March 2017	3,059	→
Variance since March 2016	(1.6%)	↓



ACTIVITY



Adjusted Scheduled Activity (UDA)		
Month	2016	2017
April	281	365
May	790	955
June	1,233	1,340
July	2,097	1,979
August	2,524	2,568
September	3,474	3,413
October	4,093	3,968
November	4,744	4,846
December	5,343	5,375
January	5,823	6,040
February	6,818	6,786
March	7,619	7,709
April	8,177	8,078
May	8,178	8,080
June	8,178	8,080

QUALITY

	Quantity	Base Number	Contract	AT	Region	England
% of FP17s for the same patient ID Re-attending within 3 months - Children	280	3,232	8.7%	11.9%	11.9%	12.3%
% of FP17s for the same patient ID Re-attending within 3 months - Adults	316	1,846	17.1%	15.7%	16.6%	16.7%
% of FP17s for the same patient ID Re-attending between 3 & 9 months - Children	2,362	3,232	73.1%	57.2%	60.2%	57.6%
% of FP17s for the same patient ID Re-attending between 3 & 9 months - Adults	1,156	1,846	62.6%	48.2%	51.5%	50.1%
% of FP17s for Band 1 Urgent Courses	149	4,988	3.0%	9.7%	9.5%	9.1%
% of FP17s Relating to Free Repair or Replacements	21	4,988	0.4%	0.8%	0.7%	0.8%
% of FP17s Relating to Continuations	29	4,988	0.6%	0.9%	1.2%	1.2%
% of Patients satisfied with the dentistry they have received	3	4	N/A	93.1%	93.1%	92.8%
% of Patients satisfied with the time they had to wait for an appointment	3	4	N/A	89.9%	88.8%	88.7%

* This is based on patients treated on this contract for their most recent course of treatment. Figures in italics indicate the base number of FP17s or Patient Questionnaire responses are less than 100. N/A is shown where the base number of responses is less than 10 during the period. % is calculated as Quantity/Base number*100

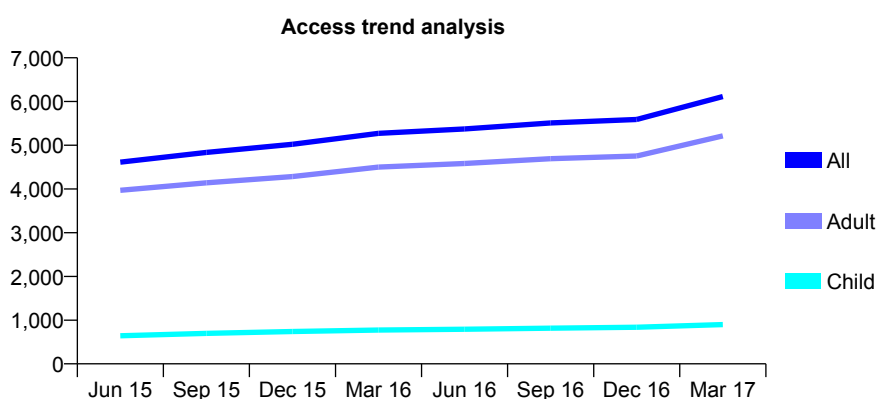
Q69 - Vital Signs At a Glance Contract Report for 183377/0001 - Year end March 2017

Name or company name	Temple Street Dental Practice
Contract type name	GDS Contract
Purpose of contract	General
Contract start date	01/08/2012
Contract end date	

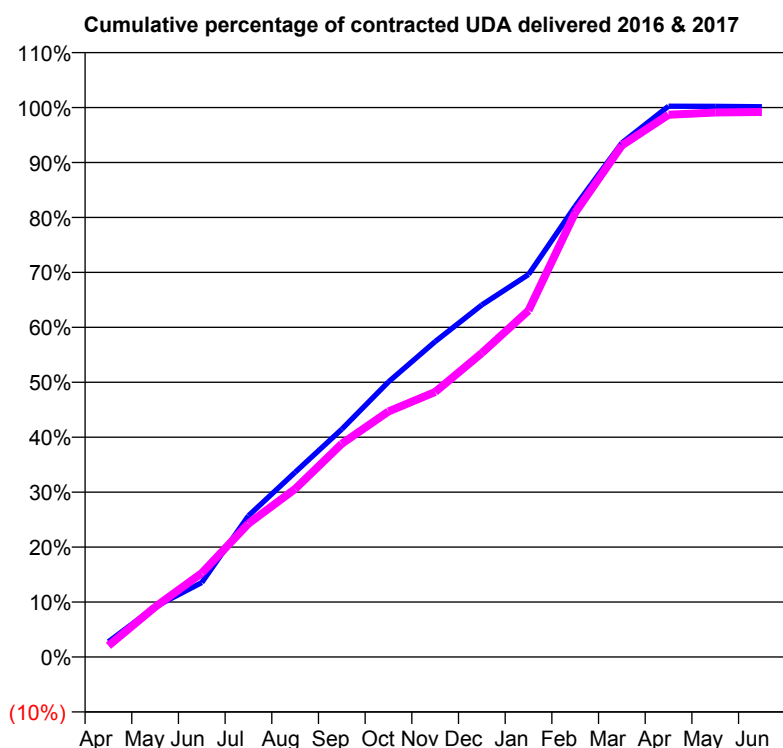
16/17 Contracted general activity (UDA)	13,000
Carry forward general activity (UDA)	-18
16/17 Contracted orthodontic activity (UOA)	0
Carry forward orthodontic activity (UOA)	0
Baseline contract value	£309,597.92

ACCESS*

Patients seen in 24 months	Total	Change since previous quarter
Quarter ending March 2016	5,272	
Quarter ending June 2016	5,373	→
Quarter ending September 2016	5,509	↑
Quarter ending December 2016	5,589	→
Quarter ending March 2017	6,114	↑
Variance since March 2016	16.0%	↑



ACTIVITY



Month	Adjusted Scheduled Activity (UDA)	
	2016	2017
April	362	267
May	1,188	1,184
June	1,761	1,987
July	3,341	3,156
August	4,370	3,976
September	5,389	5,044
October	6,510	5,809
November	7,461	6,271
December	8,331	7,190
January	9,050	8,196
February	10,665	10,513
March	12,164	12,104
April	13,030	12,829
May	13,028	12,882
June	13,018	12,895

QUALITY

	Quantity	Base Number	Contract	AT	Region	England
% of FP17s for the same patient ID Re-attending within 3 months - Children	67	1,136	5.9%	11.9%	11.9%	12.3%
% of FP17s for the same patient ID Re-attending within 3 months - Adults	577	5,369	10.7%	15.7%	16.6%	16.7%
% of FP17s for the same patient ID Re-attending between 3 & 9 months - Children	592	1,136	52.1%	57.2%	60.2%	57.6%
% of FP17s for the same patient ID Re-attending between 3 & 9 months - Adults	1,926	5,369	35.9%	48.2%	51.5%	50.1%
% of FP17s for Band 1 Urgent Courses	400	5,768	6.9%	9.7%	9.5%	9.1%
% of FP17s Relating to Free Repair or Replacements	23	5,768	0.4%	0.8%	0.7%	0.8%
% of FP17s Relating to Continuations	42	5,768	0.7%	0.9%	1.2%	1.2%
% of Patients satisfied with the dentistry they have received	6	7	N/A	93.1%	93.1%	92.8%
% of Patients satisfied with the time they had to wait for an appointment	6	7	N/A	89.9%	88.8%	88.7%

* This is based on patients treated on this contract for their most recent course of treatment. Figures in italics indicate the base number of FP17s or Patient Questionnaire responses are less than 100. N/A is shown where the base number of responses is less than 10 during the period. % is calculated as Quantity/Base number*100

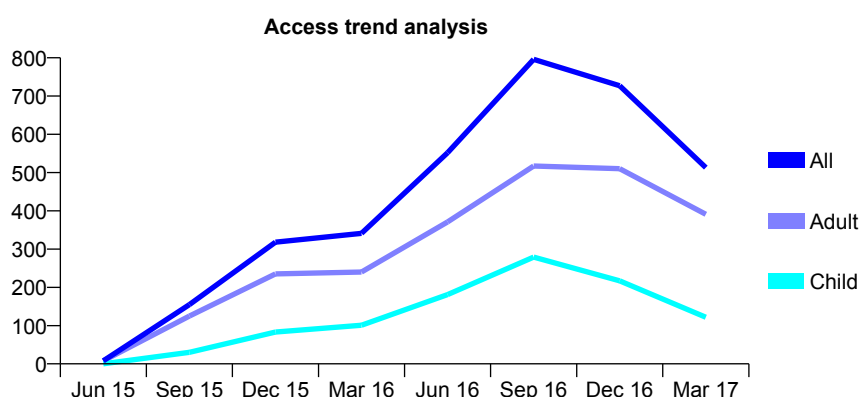
Q69 - Vital Signs At a Glance Contract Report for 183539/0001 - Year end March 2017

Name or company name	Jeremy Potter, Arti Sharma and Shiva Ema
Contract type name	GDS Contract
Purpose of contract	General
Contract start date	01/04/2015
Contract end date	

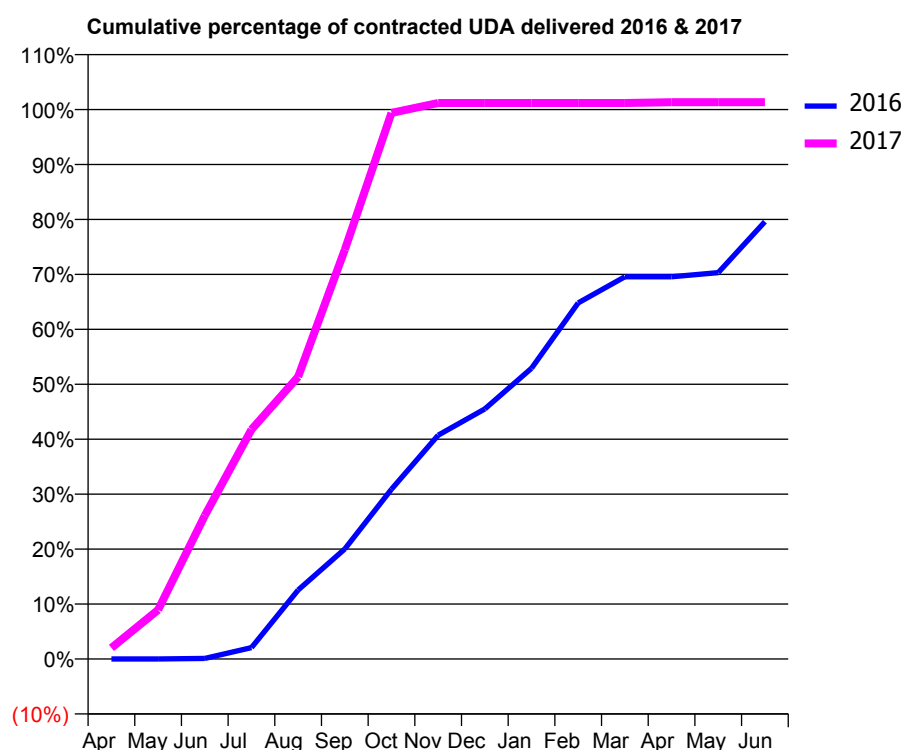
16/17 Contracted general activity (UDA)	2,249
Carry forward general activity (UDA)	0
16/17 Contracted orthodontic activity (UOA)	0
Carry forward orthodontic activity (UOA)	0
Baseline contract value	£61,311.82

ACCESS*

Patients seen in 24 months	Total	Change since previous quarter
Quarter ending March 2016	341	
Quarter ending June 2016	552	↑
Quarter ending September 2016	796	↑
Quarter ending December 2016	727	↓
Quarter ending March 2017	513	↓
Variance since March 2016	50.4%	↑



ACTIVITY



Adjusted Scheduled Activity (UDA)		
Month	2016	2017
April	0	46
May	0	201
June	2	587
July	46	939
August	279	1,155
September	446	1,675
October	688	2,235
November	906	2,276
December	1,013	2,276
January	1,178	2,276
February	1,442	2,276
March	1,548	2,276
April	1,548	2,279
May	1,564	2,279
June	1,771	2,279

QUALITY

	Quantity	Base Number	Contract	AT	Region	England
% of FP17s for the same patient ID Re-attending within 3 months - Children	21	382	5.5%	11.9%	11.9%	12.3%
% of FP17s for the same patient ID Re-attending within 3 months - Adults	76	676	11.2%	15.7%	16.6%	16.7%
% of FP17s for the same patient ID Re-attending between 3 & 9 months - Children	64	382	16.8%	57.2%	60.2%	57.6%
% of FP17s for the same patient ID Re-attending between 3 & 9 months - Adults	60	676	8.9%	48.2%	51.5%	50.1%
% of FP17s for Band 1 Urgent Courses	189	979	19.3%	9.7%	9.5%	9.1%
% of FP17s Relating to Free Repair or Replacements	2	979	0.2%	0.8%	0.7%	0.8%
% of FP17s Relating to Continuations	9	979	0.9%	0.9%	1.2%	1.2%
% of Patients satisfied with the dentistry they have received	2	3	N/A	93.1%	93.1%	92.8%
% of Patients satisfied with the time they had to wait for an appointment	2	3	N/A	89.9%	88.8%	88.7%

* This is based on patients treated on this contract for their most recent course of treatment. Figures in italics indicate the base number of FP17s or Patient Questionnaire responses are less than 100. N/A is shown where the base number of responses is less than 10 during the period. % is calculated as Quantity/Base number*100

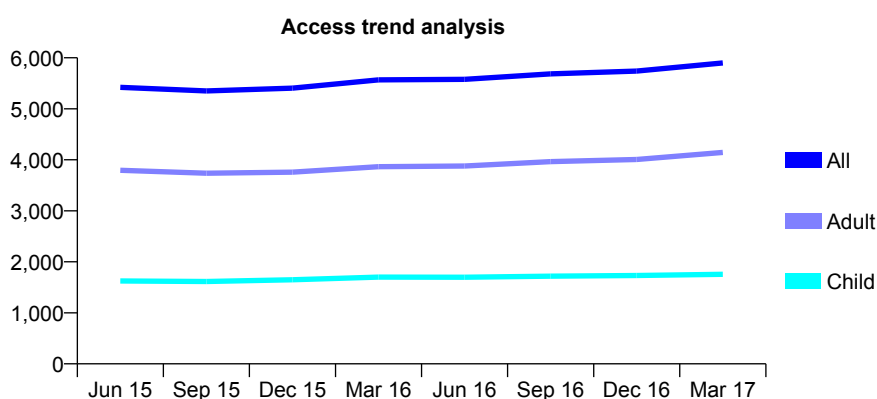
Q69 - Vital Signs At a Glance Contract Report for 184179/0001 - Year end March 2017

Name or company name	Rodericks Limited and the Dental House Li
Contract type name	GDS Contract
Purpose of contract	General
Contract start date	01/12/2007
Contract end date	

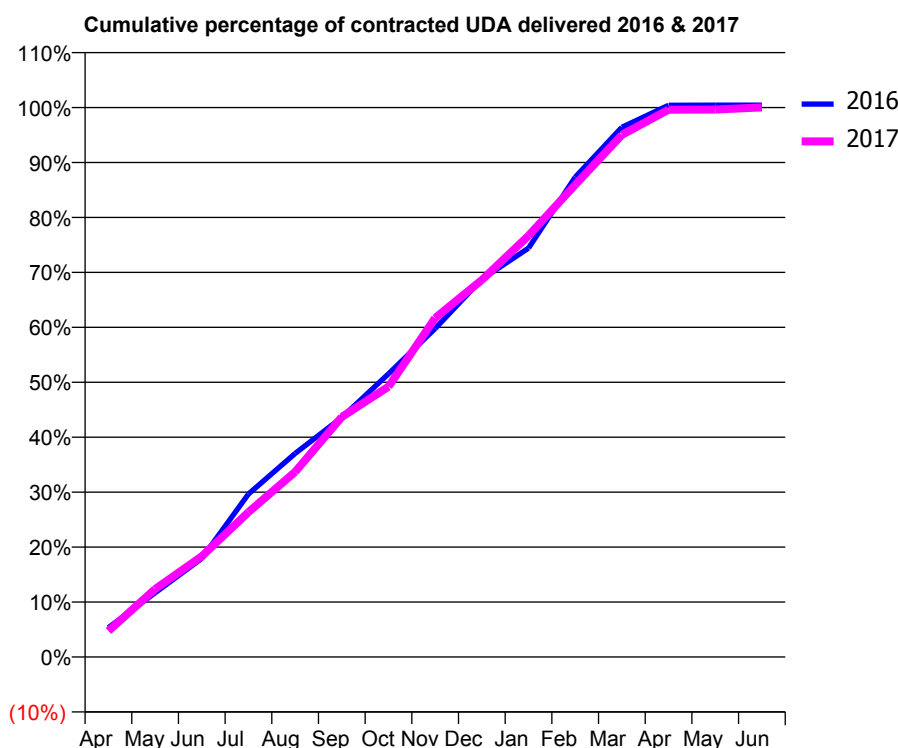
16/17 Contracted general activity (UDA)	13,884
Carry forward general activity (UDA)	-60
16/17 Contracted orthodontic activity (UOA)	0
Carry forward orthodontic activity (UOA)	0
Baseline contract value	£317,054.77

ACCESS*

Patients seen in 24 months	Total	Change since previous quarter
Quarter ending March 2016	5,567	
Quarter ending June 2016	5,577	→
Quarter ending September 2016	5,684	→
Quarter ending December 2016	5,739	→
Quarter ending March 2017	5,899	↑
Variance since March 2016	6.0%	↑



ACTIVITY



Adjusted Scheduled Activity (UDA)		
Month	2016	2017
April	755	657
May	1,647	1,715
June	2,531	2,544
July	4,186	3,660
August	5,225	4,678
September	6,151	6,067
October	7,269	6,832
November	8,435	8,565
December	9,700	9,528
January	10,497	10,646
February	12,319	11,931
March	13,601	13,193
April	14,166	13,829
May	14,168	13,831
June	14,168	13,886

QUALITY

	Quantity	Base Number	Contract	AT	Region	England
% of FP17s for the same patient ID Re-attending within 3 months - Children	80	2,258	3.5%	11.9%	11.9%	12.3%
% of FP17s for the same patient ID Re-attending within 3 months - Adults	502	4,759	10.5%	15.7%	16.6%	16.7%
% of FP17s for the same patient ID Re-attending between 3 & 9 months - Children	1,060	2,258	46.9%	57.2%	60.2%	57.6%
% of FP17s for the same patient ID Re-attending between 3 & 9 months - Adults	1,850	4,759	38.9%	48.2%	51.5%	50.1%
% of FP17s for Band 1 Urgent Courses	370	7,077	5.2%	9.7%	9.5%	9.1%
% of FP17s Relating to Free Repair or Replacements	36	7,077	0.5%	0.8%	0.7%	0.8%
% of FP17s Relating to Continuations	74	7,077	1.0%	0.9%	1.2%	1.2%
% of Patients satisfied with the dentistry they have received	11	11	100.0%	93.1%	93.1%	92.8%
% of Patients satisfied with the time they had to wait for an appointment	9	11	81.8%	89.9%	88.8%	88.7%

* This is based on patients treated on this contract for their most recent course of treatment. Figures in italics indicate the base number of FP17s or Patient Questionnaire responses are less than 100. N/A is shown where the base number of responses is less than 10 during the period. % is calculated as Quantity/Base number*100

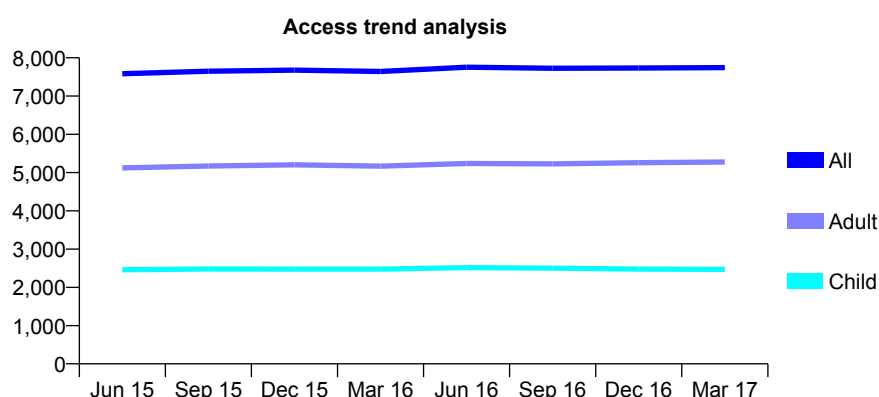
Q69 - Vital Signs At a Glance Contract Report for 184179/0002 - Year end March 2017

Name or company name	Rodericks Limited and the Dental House Li
Contract type name	GDS Contract
Purpose of contract	General
Contract start date	01/04/2008
Contract end date	

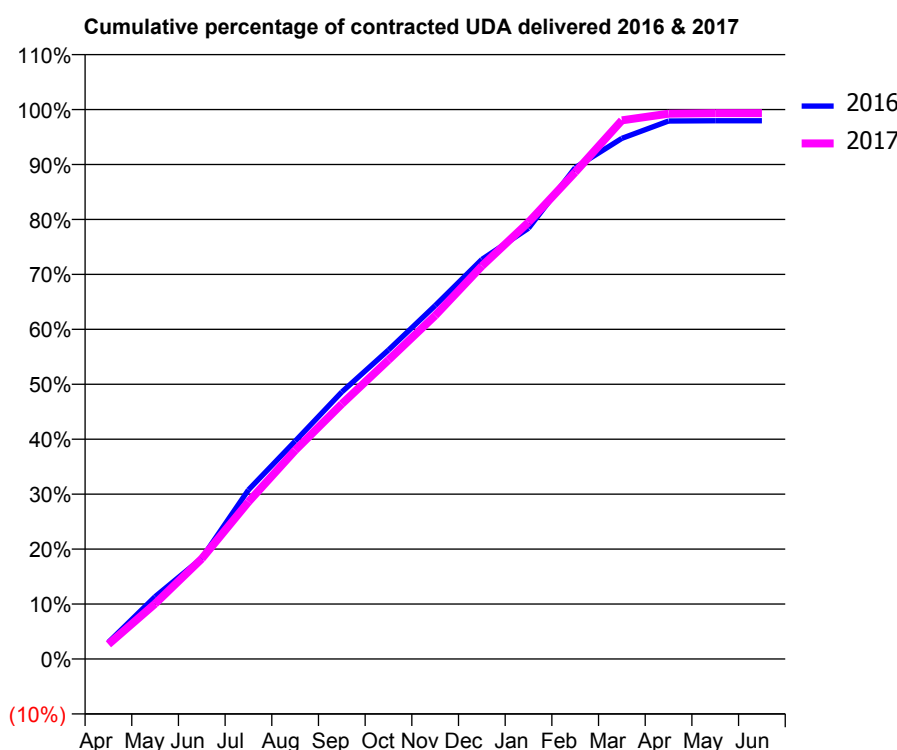
16/17 Contracted general activity (UDA)	15,918
Carry forward general activity (UDA)	341
16/17 Contracted orthodontic activity (UOA)	0
Carry forward orthodontic activity (UOA)	0
Baseline contract value	£459,903.78

ACCESS*

Patients seen in 24 months	Total	Change since previous quarter
Quarter ending March 2016	7,644	
Quarter ending June 2016	7,753	→
Quarter ending September 2016	7,728	→
Quarter ending December 2016	7,734	→
Quarter ending March 2017	7,745	→
Variance since March 2016	1.3%	→



ACTIVITY



Adjusted Scheduled Activity (UDA)		
Month	2016	2017
April	507	426
May	1,892	1,602
June	3,061	2,906
July	5,130	4,552
August	6,605	6,045
September	8,097	7,386
October	9,374	8,663
November	10,718	9,951
December	12,117	11,382
January	13,067	12,654
February	14,900	14,103
March	15,793	15,604
April	16,315	15,798
May	16,324	15,813
June	16,325	15,814

QUALITY

	Quantity	Base Number	Contract	AT	Region	England
% of FP17s for the same patient ID Re-attending within 3 months - Children	282	3,299	8.5%	11.9%	11.9%	12.3%
% of FP17s for the same patient ID Re-attending within 3 months - Adults	800	6,196	12.9%	15.7%	16.6%	16.7%
% of FP17s for the same patient ID Re-attending between 3 & 9 months - Children	1,668	3,299	50.6%	57.2%	60.2%	57.6%
% of FP17s for the same patient ID Re-attending between 3 & 9 months - Adults	2,741	6,196	44.2%	48.2%	51.5%	50.1%
% of FP17s for Band 1 Urgent Courses	739	9,246	8.0%	9.7%	9.5%	9.1%
% of FP17s Relating to Free Repair or Replacements	110	9,246	1.2%	0.8%	0.7%	0.8%
% of FP17s Relating to Continuations	24	9,246	0.3%	0.9%	1.2%	1.2%
% of Patients satisfied with the dentistry they have received	8	9	N/A	93.1%	93.1%	92.8%
% of Patients satisfied with the time they had to wait for an appointment	9	9	N/A	89.9%	88.8%	88.7%

* This is based on patients treated on this contract for their most recent course of treatment. Figures in italics indicate the base number of FP17s or Patient Questionnaire responses are less than 100. N/A is shown where the base number of responses is less than 10 during the period. % is calculated as Quantity/Base number*100

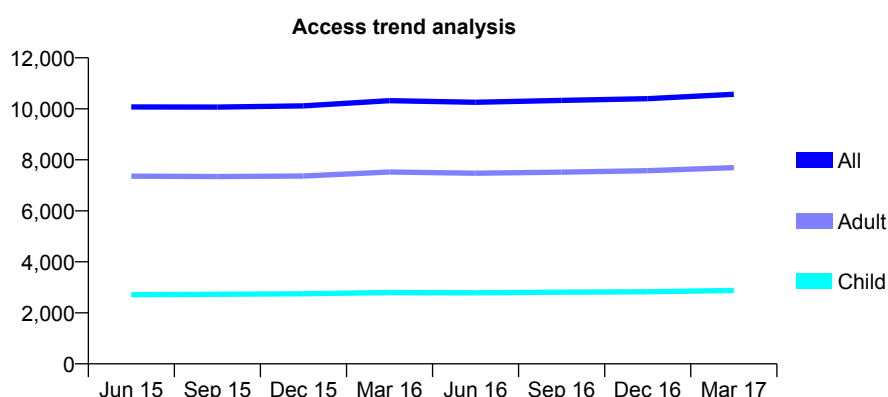
Q69 - Vital Signs At a Glance Contract Report for 184179/0003 - Year end March 2017

Name or company name	Rodericks Limited and the Dental House Li
Contract type name	GDS Contract
Purpose of contract	General
Contract start date	16/11/2009
Contract end date	

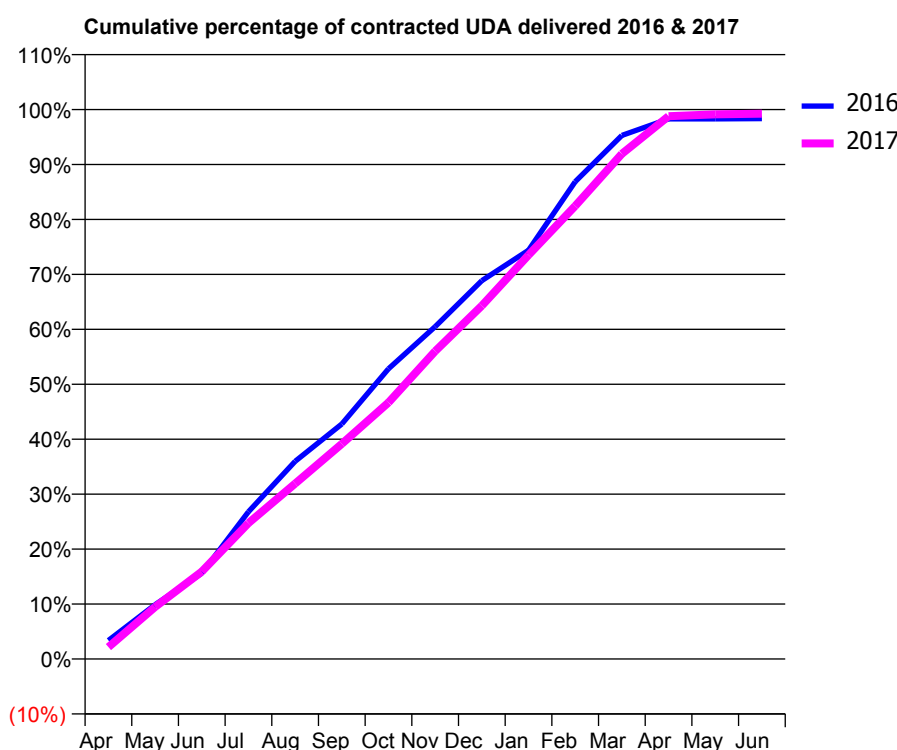
16/17 Contracted general activity (UDA)	25,000
Carry forward general activity (UDA)	0
16/17 Contracted orthodontic activity (UOA)	0
Carry forward orthodontic activity (UOA)	0
Baseline contract value	£616,681.99

ACCESS*

Patients seen in 24 months	Total	Change since previous quarter
Quarter ending March 2016	10,319	
Quarter ending June 2016	10,258	→
Quarter ending September 2016	10,330	→
Quarter ending December 2016	10,397	→
Quarter ending March 2017	10,569	→
Variance since March 2016	2.4%	↑



ACTIVITY



Adjusted Scheduled Activity (UDA)		
Month	2016	2017
April	869	542
May	2,532	2,368
June	3,997	3,977
July	6,857	6,185
August	9,204	7,982
September	10,945	9,790
October	13,513	11,672
November	15,479	14,003
December	17,617	16,075
January	19,038	18,377
February	22,228	20,611
March	24,380	22,982
April	25,150	24,695
May	25,150	24,778
June	25,162	24,809

QUALITY

	Quantity	Base Number	Contract	AT	Region	England
% of FP17s for the same patient ID Re-attending within 3 months - Children	179	3,901	4.6%	11.9%	11.9%	12.3%
% of FP17s for the same patient ID Re-attending within 3 months - Adults	1,111	9,432	11.8%	15.7%	16.6%	16.7%
% of FP17s for the same patient ID Re-attending between 3 & 9 months - Children	2,207	3,901	56.6%	57.2%	60.2%	57.6%
% of FP17s for the same patient ID Re-attending between 3 & 9 months - Adults	4,933	9,432	52.3%	48.2%	51.5%	50.1%
% of FP17s for Band 1 Urgent Courses	639	12,530	5.1%	9.7%	9.5%	9.1%
% of FP17s Relating to Free Repair or Replacements	117	12,530	0.9%	0.8%	0.7%	0.8%
% of FP17s Relating to Continuations	50	12,530	0.4%	0.9%	1.2%	1.2%
% of Patients satisfied with the dentistry they have received	11	12	91.7%	93.1%	93.1%	92.8%
% of Patients satisfied with the time they had to wait for an appointment	10	12	83.3%	89.9%	88.8%	88.7%

* This is based on patients treated on this contract for their most recent course of treatment. Figures in italics indicate the base number of FP17s or Patient Questionnaire responses are less than 100. N/A is shown where the base number of responses is less than 10 during the period. % is calculated as Quantity/Base number*100

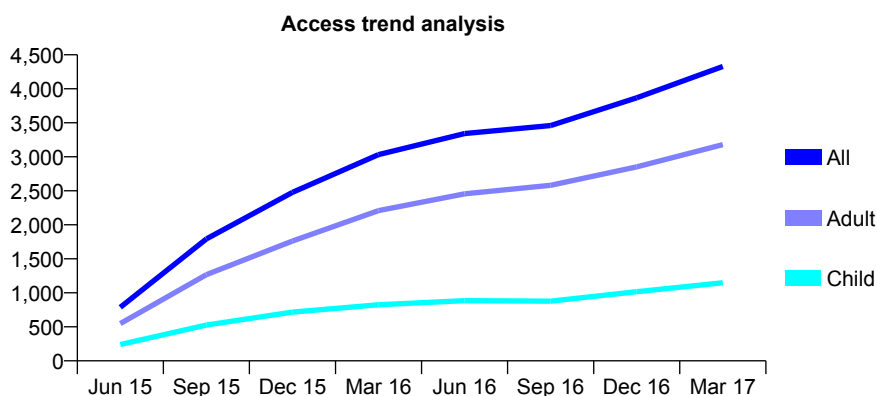
Q69 - Vital Signs At a Glance Contract Report for 184373/0001 - Year end March 2017

Name or company name	Valentine MacGreevy, Arti Sharma and Shi
Contract type name	GDS Contract
Purpose of contract	General
Contract start date	01/04/2015
Contract end date	

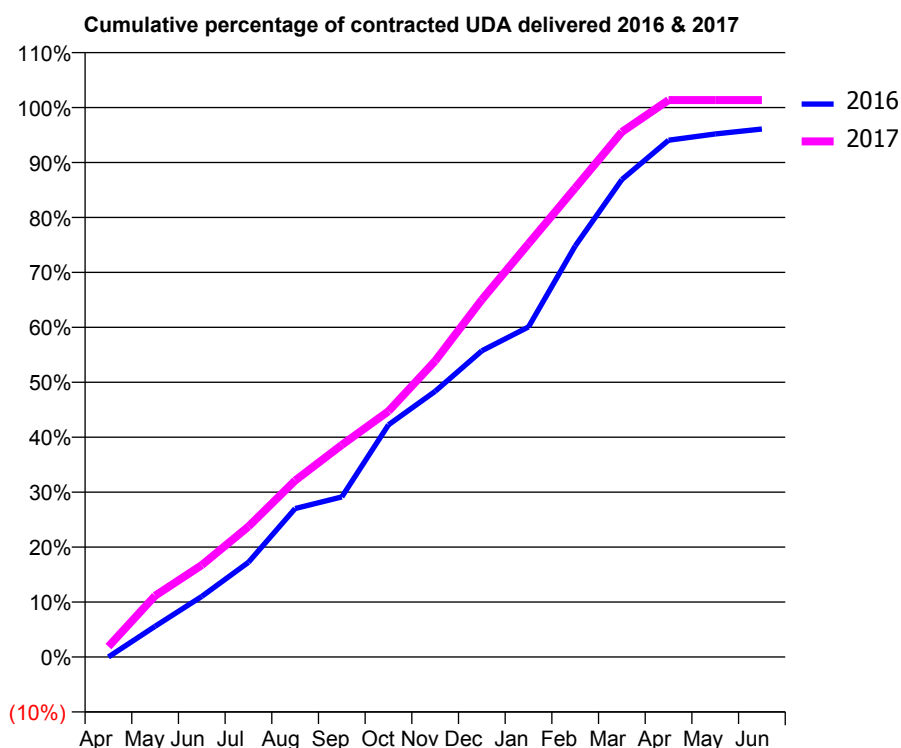
16/17 Contracted general activity (UDA)	11,814
Carry forward general activity (UDA)	309
16/17 Contracted orthodontic activity (UOA)	0
Carry forward orthodontic activity (UOA)	0
Baseline contract value	£312,875.70

ACCESS*

Patients seen in 24 months	Total	Change since previous quarter
Quarter ending March 2016	3,032	
Quarter ending June 2016	3,342	↑
Quarter ending September 2016	3,459	↑
Quarter ending December 2016	3,868	↑
Quarter ending March 2017	4,328	↑
Variance since March 2016	42.7%	↑



ACTIVITY



Month	Adjusted Scheduled Activity (UDA)	
	2016	2017
April	0	226
May	649	1,316
June	1,282	1,978
July	2,003	2,805
August	3,139	3,794
September	3,385	4,561
October	4,911	5,286
November	5,617	6,365
December	6,475	7,683
January	6,980	8,886
February	8,691	10,084
March	10,097	11,290
April	10,927	11,974
May	11,060	11,974
June	11,166	11,974

QUALITY

	Quantity	Base Number	Contract	AT	Region	England
% of FP17s for the same patient ID Re-attending within 3 months - Children	130	1,760	7.4%	11.9%	11.9%	12.3%
% of FP17s for the same patient ID Re-attending within 3 months - Adults	657	4,438	14.8%	15.7%	16.6%	16.7%
% of FP17s for the same patient ID Re-attending between 3 & 9 months - Children	911	1,760	51.8%	57.2%	60.2%	57.6%
% of FP17s for the same patient ID Re-attending between 3 & 9 months - Adults	2,233	4,438	50.3%	48.2%	51.5%	50.1%
% of FP17s for Band 1 Urgent Courses	702	6,110	11.5%	9.7%	9.5%	9.1%
% of FP17s Relating to Free Repair or Replacements	28	6,110	0.5%	0.8%	0.7%	0.8%
% of FP17s Relating to Continuations	63	6,110	1.0%	0.9%	1.2%	1.2%
% of Patients satisfied with the dentistry they have received	8	8	N/A	93.1%	93.1%	92.8%
% of Patients satisfied with the time they had to wait for an appointment	8	8	N/A	89.9%	88.8%	88.7%

* This is based on patients treated on this contract for their most recent course of treatment. Figures in italics indicate the base number of FP17s or Patient Questionnaire responses are less than 100. N/A is shown where the base number of responses is less than 10 during the period. % is calculated as Quantity/Base number*100

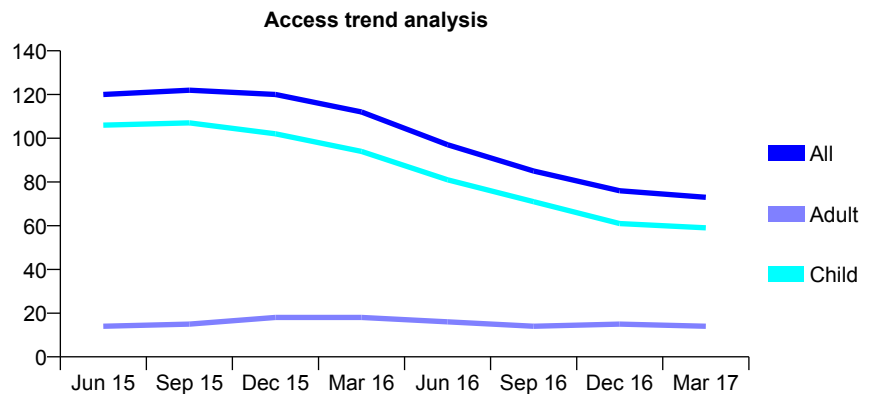
Q69 - Vital Signs At a Glance Contract Report for 186171/0001 - Year end March 2017

Name or company name	MR AK MURGAI
Contract type name	GDS Contract
Purpose of contract	General
Contract start date	28/02/2014
Contract end date	

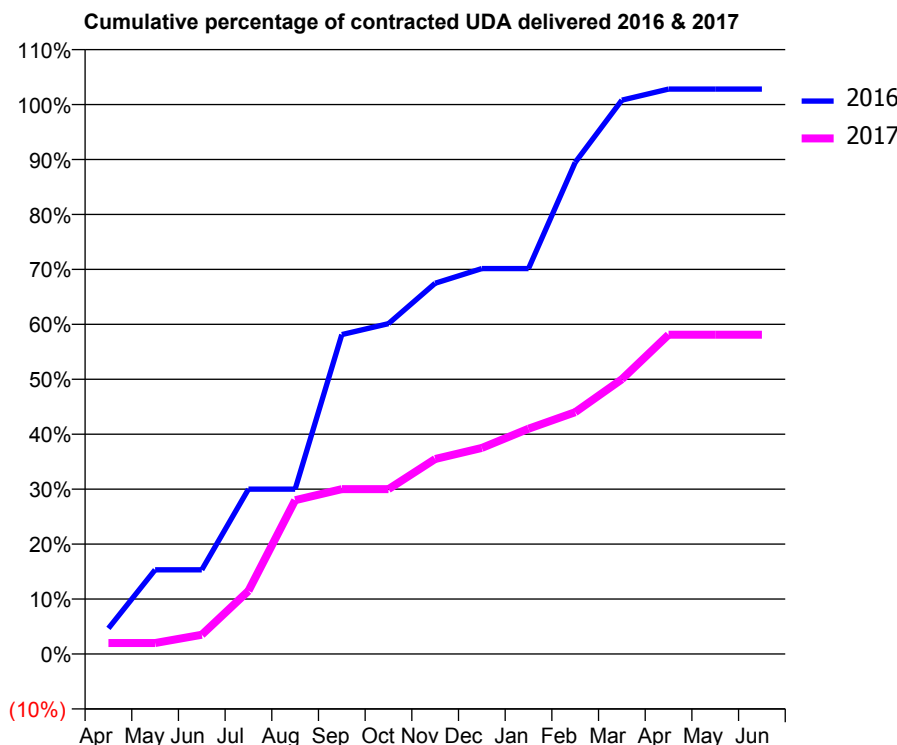
16/17 Contracted general activity (UDA)	200
Carry forward general activity (UDA)	0
16/17 Contracted orthodontic activity (UOA)	0
Carry forward orthodontic activity (UOA)	0
Baseline contract value	£4,660.90

ACCESS*

Patients seen in 24 months	Total	Change since previous quarter
Quarter ending March 2016	112	
Quarter ending June 2016	97	↓
Quarter ending September 2016	85	↓
Quarter ending December 2016	76	↓
Quarter ending March 2017	73	↓
Variance since March 2016	(34.8%)	↓



ACTIVITY



Month	Adjusted Scheduled Activity (UDA)	
	2016	2017
April	7	4
May	23	4
June	23	7
July	45	23
August	45	56
September	87	60
October	90	60
November	101	71
December	105	75
January	105	82
February	134	88
March	151	100
April	154	116
May	154	116
June	154	116

QUALITY

	Quantity	Base Number	Contract	AT	Region	England
% of FP17s for the same patient ID Re-attending within 3 months - Children	0	62	0.0%	11.9%	11.9%	12.3%
% of FP17s for the same patient ID Re-attending within 3 months - Adults	0	4	0.0%	15.7%	16.6%	16.7%
% of FP17s for the same patient ID Re-attending between 3 & 9 months - Children	28	62	45.2%	57.2%	60.2%	57.6%
% of FP17s for the same patient ID Re-attending between 3 & 9 months - Adults	0	4	0.0%	48.2%	51.5%	50.1%
% of FP17s for Band 1 Urgent Courses	1	68	1.5%	9.7%	9.5%	9.1%
% of FP17s Relating to Free Repair or Replacements	0	68	0.0%	0.8%	0.7%	0.8%
% of FP17s Relating to Continuations	0	68	0.0%	0.9%	1.2%	1.2%
% of Patients satisfied with the dentistry they have received	0	0	N/A	93.1%	93.1%	92.8%
% of Patients satisfied with the time they had to wait for an appointment	0	0	N/A	89.9%	88.8%	88.7%

* This is based on patients treated on this contract for their most recent course of treatment. Figures in italics indicate the base number of FP17s or Patient Questionnaire responses are less than 100. N/A is shown where the base number of responses is less than 10 during the period. % is calculated as Quantity/Base number*100

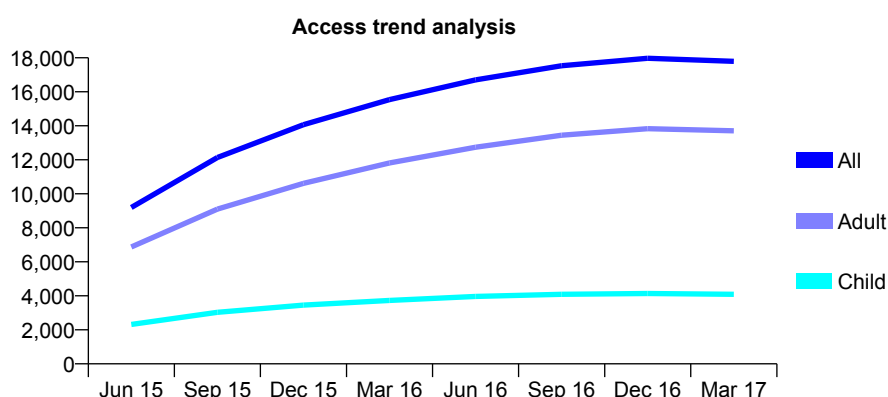
Q69 - Vital Signs At a Glance Contract Report for 186201/0001 - Year end March 2017

Name or company name	Perfect Smile Bracknell Limited
Contract type name	GDS Contract
Purpose of contract	General
Contract start date	01/11/2014
Contract end date	

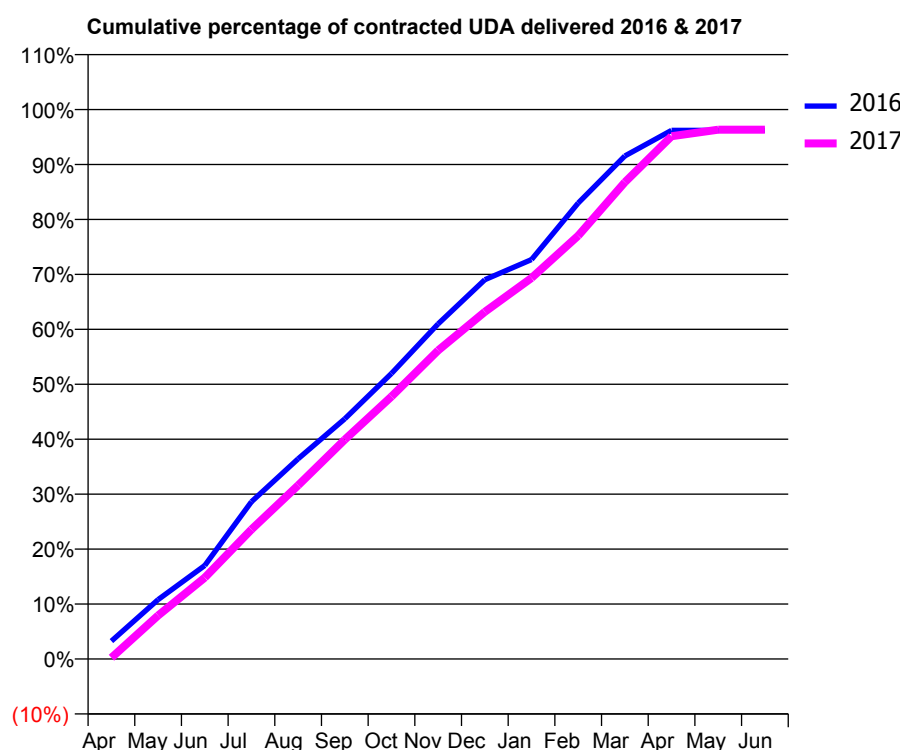
16/17 Contracted general activity (UDA)	50,448
Carry forward general activity (UDA)	1,922
16/17 Contracted orthodontic activity (UOA)	0
Carry forward orthodontic activity (UOA)	0
Baseline contract value	£1,253,504.22

ACCESS*

Patients seen in 24 months	Total	Change since previous quarter
Quarter ending March 2016	15,543	
Quarter ending June 2016	16,702	↑
Quarter ending September 2016	17,534	↑
Quarter ending December 2016	17,975	↑
Quarter ending March 2017	17,793	↓
Variance since March 2016	14.5%	↑



ACTIVITY



Adjusted Scheduled Activity (UDA)		
Month	2016	2017
April	1,657	116
May	5,495	4,003
June	8,642	7,478
July	14,540	11,895
August	18,509	15,950
September	22,199	20,144
October	26,392	24,104
November	30,974	28,339
December	35,057	31,876
January	36,923	34,977
February	42,146	38,862
March	46,496	43,770
April	48,862	47,989
May	48,862	48,593
June	48,862	48,592

QUALITY

	Quantity	Base Number	Contract	AT	Region	England
% of FP17s for the same patient ID Re-attending within 3 months - Children	430	5,297	8.1%	11.9%	11.9%	12.3%
% of FP17s for the same patient ID Re-attending within 3 months - Adults	3,303	16,899	19.5%	15.7%	16.6%	16.7%
% of FP17s for the same patient ID Re-attending between 3 & 9 months - Children	2,452	5,297	46.3%	57.2%	60.2%	57.6%
% of FP17s for the same patient ID Re-attending between 3 & 9 months - Adults	6,299	16,899	37.3%	48.2%	51.5%	50.1%
% of FP17s for Band 1 Urgent Courses	2,542	23,419	10.9%	9.7%	9.5%	9.1%
% of FP17s Relating to Free Repair or Replacements	216	23,419	0.9%	0.8%	0.7%	0.8%
% of FP17s Relating to Continuations	836	23,419	3.6%	0.9%	1.2%	1.2%
% of Patients satisfied with the dentistry they have received	29	30	96.7%	93.1%	93.1%	92.8%
% of Patients satisfied with the time they had to wait for an appointment	28	30	93.3%	89.9%	88.8%	88.7%

* This is based on patients treated on this contract for their most recent course of treatment. Figures in italics indicate the base number of FP17s or Patient Questionnaire responses are less than 100. N/A is shown where the base number of responses is less than 10 during the period. % is calculated as Quantity/Base number*100

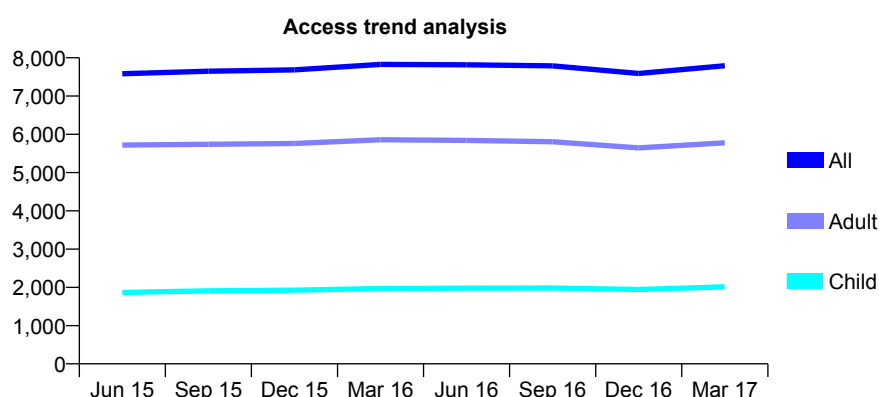
Q69 - Vital Signs At a Glance Contract Report for 186929/0001 - Year end March 2017

Name or company name	Smile Care Twyford Limited
Contract type name	GDS Contract
Purpose of contract	General
Contract start date	01/07/2013
Contract end date	

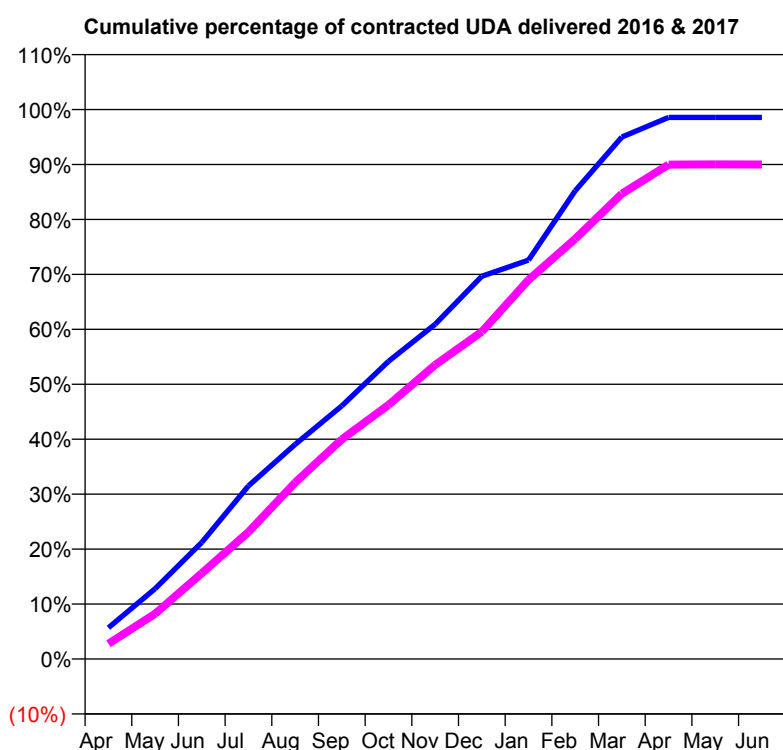
16/17 Contracted general activity (UDA)	17,232
Carry forward general activity (UDA)	239
16/17 Contracted orthodontic activity (UOA)	0
Carry forward orthodontic activity (UOA)	0
Baseline contract value	£404,618.64

ACCESS*

Patients seen in 24 months	Total	Change since previous quarter
Quarter ending March 2016	7,827	
Quarter ending June 2016	7,817	→
Quarter ending September 2016	7,789	→
Quarter ending December 2016	7,589	↓
Quarter ending March 2017	7,791	↑
Variance since March 2016	(0.5%)	→



ACTIVITY



Adjusted Scheduled Activity (UDA)		
Month	2016	2017
April	949	478
May	2,139	1,418
June	3,544	2,689
July	5,263	3,981
August	6,526	5,535
September	7,695	6,891
October	9,053	7,969
November	10,179	9,221
December	11,635	10,265
January	12,130	11,889
February	14,237	13,176
March	15,868	14,591
April	16,464	15,504
May	16,467	15,513
June	16,467	15,507

QUALITY

	Quantity	Base Number	Contract	AT	Region	England
% of FP17s for the same patient ID Re-attending within 3 months - Children	131	2,713	4.8%	11.9%	11.9%	12.3%
% of FP17s for the same patient ID Re-attending within 3 months - Adults	906	6,836	13.3%	15.7%	16.6%	16.7%
% of FP17s for the same patient ID Re-attending between 3 & 9 months - Children	1,591	2,713	58.6%	57.2%	60.2%	57.6%
% of FP17s for the same patient ID Re-attending between 3 & 9 months - Adults	3,354	6,836	49.1%	48.2%	51.5%	50.1%
% of FP17s for Band 1 Urgent Courses	755	8,886	8.5%	9.7%	9.5%	9.1%
% of FP17s Relating to Free Repair or Replacements	56	8,886	0.6%	0.8%	0.7%	0.8%
% of FP17s Relating to Continuations	32	8,886	0.4%	0.9%	1.2%	1.2%
% of Patients satisfied with the dentistry they have received	11	12	91.7%	93.1%	93.1%	92.8%
% of Patients satisfied with the time they had to wait for an appointment	11	12	91.7%	89.9%	88.8%	88.7%

* This is based on patients treated on this contract for their most recent course of treatment. Figures in italics indicate the base number of FP17s or Patient Questionnaire responses are less than 100. N/A is shown where the base number of responses is less than 10 during the period. % is calculated as Quantity/Base number*100

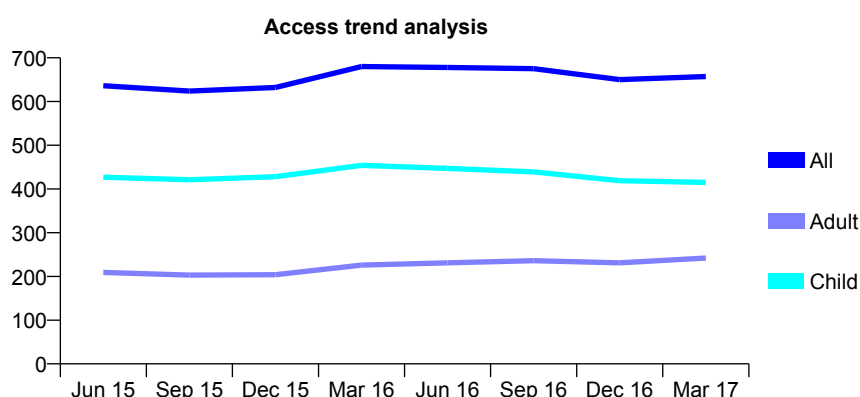
Q69 - Vital Signs At a Glance Contract Report for 188921/0001 - Year end March 2017

Name or company name	Portman Healthcare Limited
Contract type name	GDS Contract
Purpose of contract	General
Contract start date	01/07/2009
Contract end date	

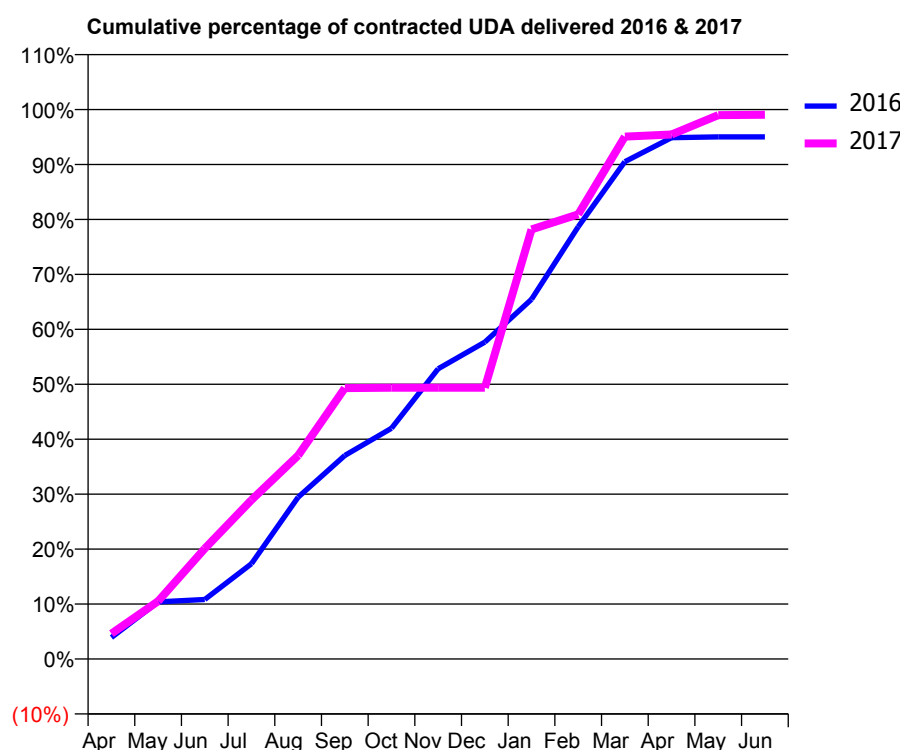
16/17 Contracted general activity (UDA)	1,308
Carry forward general activity (UDA)	0
16/17 Contracted orthodontic activity (UOA)	0
Carry forward orthodontic activity (UOA)	0
Baseline contract value	£30,920.51

ACCESS*

Patients seen in 24 months	Total	Change since previous quarter
Quarter ending March 2016	680	
Quarter ending June 2016	678	→
Quarter ending September 2016	675	→
Quarter ending December 2016	650	↓
Quarter ending March 2017	657	→
Variance since March 2016	(3.4%)	↓



ACTIVITY



Adjusted Scheduled Activity (UDA)		
Month	2016	2017
April	55	60
May	146	138
June	152	263
July	244	378
August	414	485
September	521	645
October	590	646
November	743	646
December	811	646
January	920	1,022
February	1,106	1,058
March	1,272	1,244
April	1,334	1,249
May	1,336	1,295
June	1,336	1,296

QUALITY

	Quantity	Base Number	Contract	AT	Region	England
% of FP17s for the same patient ID Re-attending within 3 months - Children	32	621	5.2%	11.9%	11.9%	12.3%
% of FP17s for the same patient ID Re-attending within 3 months - Adults	21	231	9.1%	15.7%	16.6%	16.7%
% of FP17s for the same patient ID Re-attending between 3 & 9 months - Children	402	621	64.7%	57.2%	60.2%	57.6%
% of FP17s for the same patient ID Re-attending between 3 & 9 months - Adults	99	231	42.9%	48.2%	51.5%	50.1%
% of FP17s for Band 1 Urgent Courses	23	845	2.7%	9.7%	9.5%	9.1%
% of FP17s Relating to Free Repair or Replacements	1	845	0.1%	0.8%	0.7%	0.8%
% of FP17s Relating to Continuations	2	845	0.2%	0.9%	1.2%	1.2%
% of Patients satisfied with the dentistry they have received	3	3	N/A	93.1%	93.1%	92.8%
% of Patients satisfied with the time they had to wait for an appointment	3	3	N/A	89.9%	88.8%	88.7%

* This is based on patients treated on this contract for their most recent course of treatment. Figures in italics indicate the base number of FP17s or Patient Questionnaire responses are less than 100. N/A is shown where the base number of responses is less than 10 during the period. % is calculated as Quantity/Base number*100

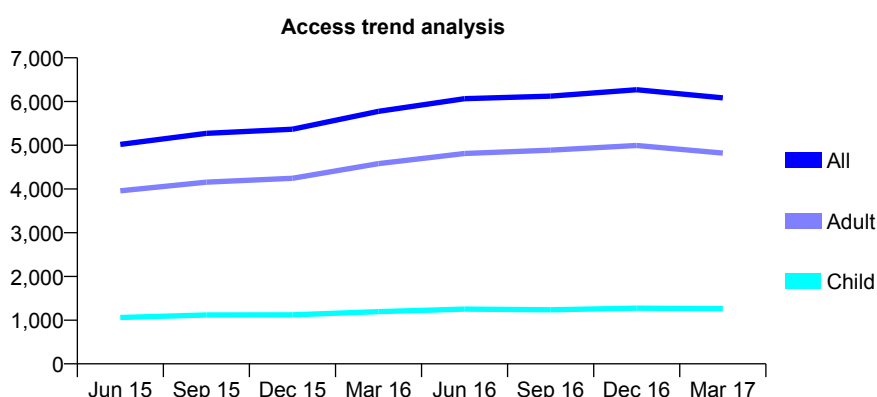
Q69 - Vital Signs At a Glance Contract Report for 189855/0001 - Year end March 2017

Name or company name	Halford House Dental Partnership
Contract type name	GDS Contract
Purpose of contract	General
Contract start date	14/10/2014
Contract end date	

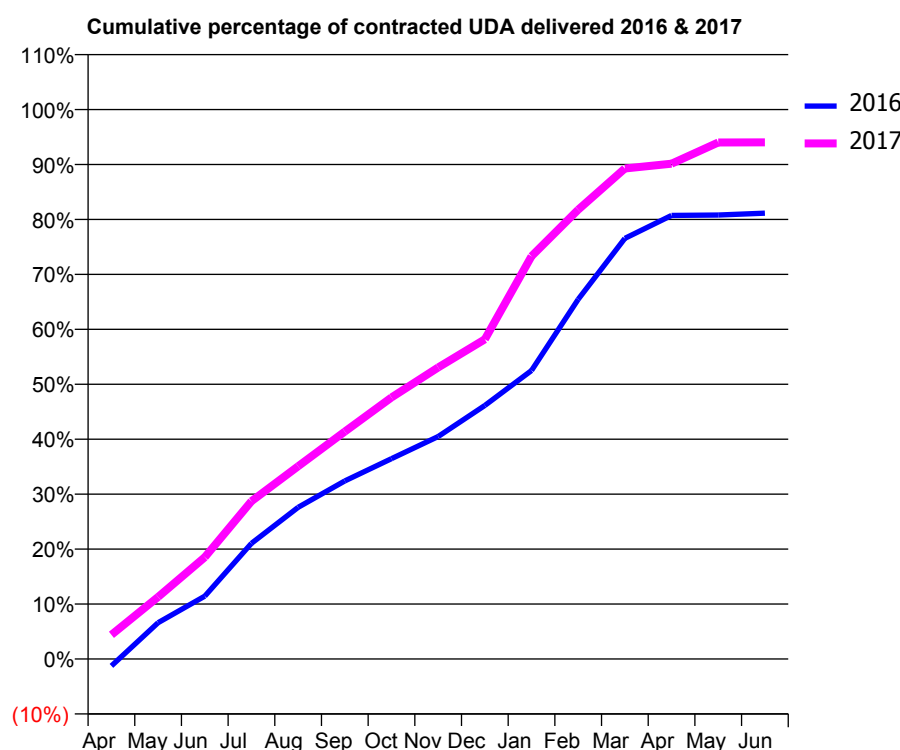
16/17 Contracted general activity (UDA)	19,855
Carry forward general activity (UDA)	0
16/17 Contracted orthodontic activity (UOA)	0
Carry forward orthodontic activity (UOA)	0
Baseline contract value	£431,102.66

ACCESS*

Patients seen in 24 months	Total	Change since previous quarter
Quarter ending March 2016	5,775	
Quarter ending June 2016	6,064	↑
Quarter ending September 2016	6,123	→
Quarter ending December 2016	6,269	↑
Quarter ending March 2017	6,082	↓
Variance since March 2016	5.3%	↑



ACTIVITY



Adjusted Scheduled Activity (UDA)		
Month	2016	2017
April	-254	877
May	1,312	2,243
June	2,270	3,679
July	4,177	5,702
August	5,480	6,965
September	6,437	8,219
October	7,240	9,450
November	8,040	10,535
December	9,162	11,550
January	10,425	14,554
February	12,998	16,235
March	15,197	17,723
April	16,028	17,898
May	16,040	18,666
June	16,112	18,670

QUALITY

	Quantity	Base Number	Contract	AT	Region	England
% of FP17s for the same patient ID Re-attending within 3 months - Children	118	2,023	5.8%	11.9%	11.9%	12.3%
% of FP17s for the same patient ID Re-attending within 3 months - Adults	1,076	8,062	13.3%	15.7%	16.6%	16.7%
% of FP17s for the same patient ID Re-attending between 3 & 9 months - Children	1,335	2,023	66.0%	57.2%	60.2%	57.6%
% of FP17s for the same patient ID Re-attending between 3 & 9 months - Adults	5,136	8,062	63.7%	48.2%	51.5%	50.1%
% of FP17s for Band 1 Urgent Courses	693	10,141	6.8%	9.7%	9.5%	9.1%
% of FP17s Relating to Free Repair or Replacements	77	10,141	0.8%	0.8%	0.7%	0.8%
% of FP17s Relating to Continuations	177	10,141	1.7%	0.9%	1.2%	1.2%
% of Patients satisfied with the dentistry they have received	24	24	100.0%	93.1%	93.1%	92.8%
% of Patients satisfied with the time they had to wait for an appointment	23	24	95.8%	89.9%	88.8%	88.7%

* This is based on patients treated on this contract for their most recent course of treatment. Figures in italics indicate the base number of FP17s or Patient Questionnaire responses are less than 100. N/A is shown where the base number of responses is less than 10 during the period. % is calculated as Quantity/Base number*100

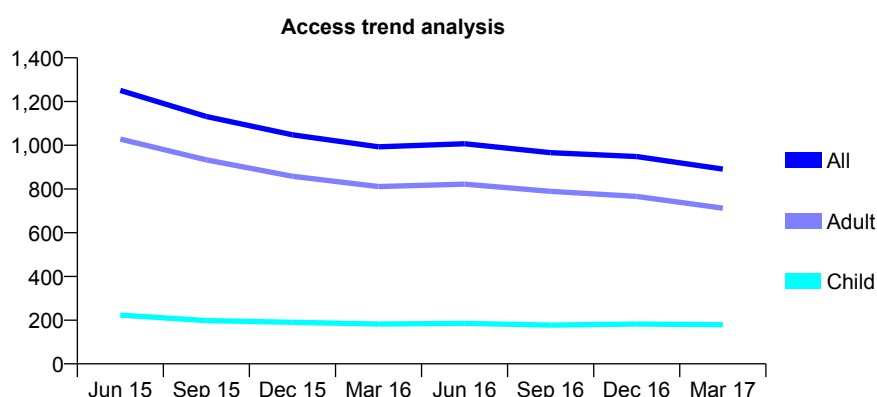
Q69 - Vital Signs At a Glance Contract Report for 190764/0001 - Year end March 2017

Name or company name	The Dental Practice
Contract type name	GDS Contract
Purpose of contract	General
Contract start date	01/08/2012
Contract end date	

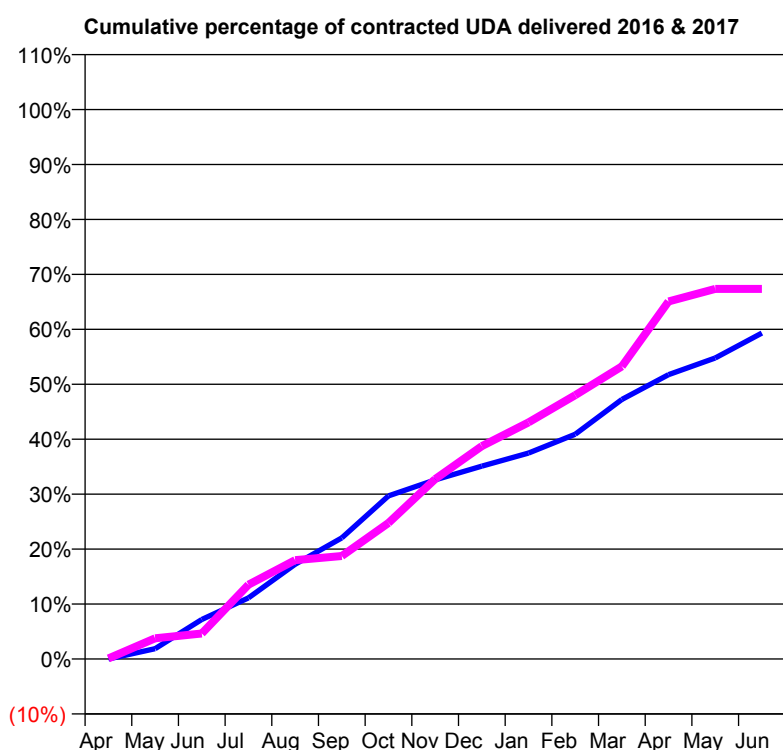
16/17 Contracted general activity (UDA)	4,946
Carry forward general activity (UDA)	0
16/17 Contracted orthodontic activity (UOA)	0
Carry forward orthodontic activity (UOA)	0
Baseline contract value	£117,790.10

ACCESS*

Patients seen in 24 months	Total	Change since previous quarter
Quarter ending March 2016	993	
Quarter ending June 2016	1,007	→
Quarter ending September 2016	966	↓
Quarter ending December 2016	948	↓
Quarter ending March 2017	891	↓
Variance since March 2016	(10.3%)	↓



ACTIVITY



Month	Adjusted Scheduled Activity (UDA)	
	2016	2017
April	0	6
May	93	187
June	356	229
July	551	669
August	852	890
September	1,090	927
October	1,469	1,224
November	1,612	1,619
December	1,736	1,916
January	1,853	2,130
February	2,023	2,374
March	2,336	2,634
April	2,559	3,218
May	2,710	3,332
June	2,933	3,332

QUALITY

	Quantity	Base Number	Contract	AT	Region	England
% of FP17s for the same patient ID Re-attending within 3 months - Children	15	200	7.5%	11.9%	11.9%	12.3%
% of FP17s for the same patient ID Re-attending within 3 months - Adults	163	1,042	15.6%	15.7%	16.6%	16.7%
% of FP17s for the same patient ID Re-attending between 3 & 9 months - Children	77	200	38.5%	57.2%	60.2%	57.6%
% of FP17s for the same patient ID Re-attending between 3 & 9 months - Adults	469	1,042	45.0%	48.2%	51.5%	50.1%
% of FP17s for Band 1 Urgent Courses	178	1,170	15.2%	9.7%	9.5%	9.1%
% of FP17s Relating to Free Repair or Replacements	11	1,170	0.9%	0.8%	0.7%	0.8%
% of FP17s Relating to Continuations	6	1,170	0.5%	0.9%	1.2%	1.2%
% of Patients satisfied with the dentistry they have received	3	3	N/A	93.1%	93.1%	92.8%
% of Patients satisfied with the time they had to wait for an appointment	2	3	N/A	89.9%	88.8%	88.7%

* This is based on patients treated on this contract for their most recent course of treatment. Figures in italics indicate the base number of FP17s or Patient Questionnaire responses are less than 100. N/A is shown where the base number of responses is less than 10 during the period. % is calculated as Quantity/Base number*100

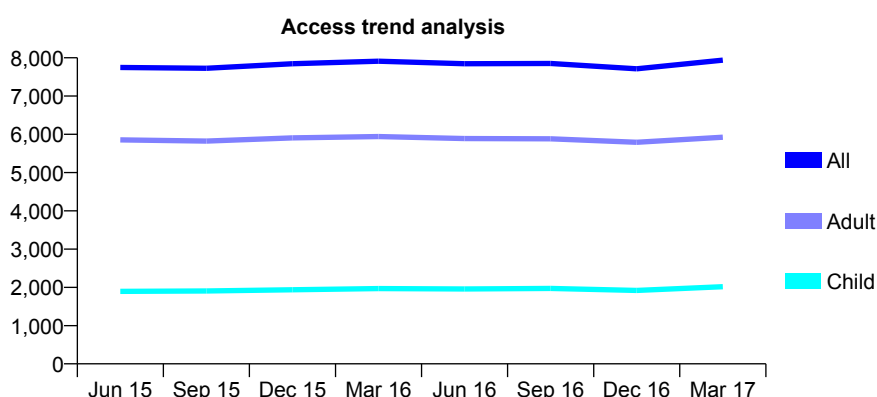
Q69 - Vital Signs At a Glance Contract Report for 193550/0001 - Year end March 2017

Name or company name	Banbury Dental Surgery
Contract type name	GDS Contract
Purpose of contract	General
Contract start date	01/08/2009
Contract end date	

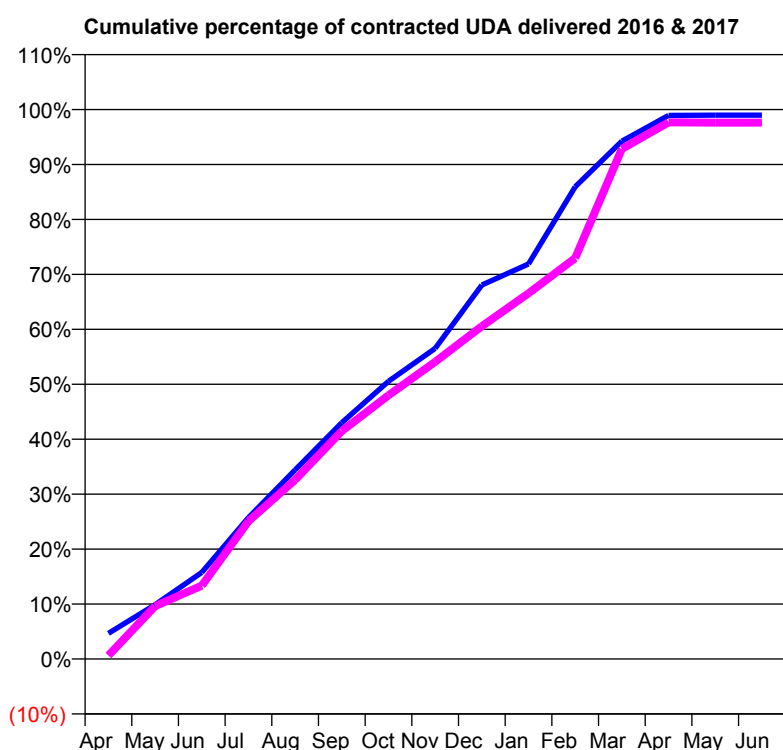
16/17 Contracted general activity (UDA)	22,000
Carry forward general activity (UDA)	226
16/17 Contracted orthodontic activity (UOA)	0
Carry forward orthodontic activity (UOA)	0
Baseline contract value	£488,974.49

ACCESS*

Patients seen in 24 months	Total	Change since previous quarter
Quarter ending March 2016	7,910	
Quarter ending June 2016	7,846	→
Quarter ending September 2016	7,852	→
Quarter ending December 2016	7,712	↓
Quarter ending March 2017	7,940	↑
Variance since March 2016	0.4%	→



ACTIVITY



Adjusted Scheduled Activity (UDA)		
Month	2016	2017
April	1,026	139
May	2,178	2,117
June	3,467	2,938
July	5,663	5,518
August	7,571	7,172
September	9,465	9,126
October	11,117	10,558
November	12,437	11,898
December	14,972	13,320
January	15,818	14,641
February	18,909	16,051
March	20,732	20,421
April	21,761	21,486
May	21,777	21,474
June	21,775	21,474

QUALITY

	Quantity	Base Number	Contract	AT	Region	England
% of FP17s for the same patient ID Re-attending within 3 months - Children	235	3,054	7.7%	11.9%	11.9%	12.3%
% of FP17s for the same patient ID Re-attending within 3 months - Adults	1,260	8,489	14.8%	15.7%	16.6%	16.7%
% of FP17s for the same patient ID Re-attending between 3 & 9 months - Children	1,718	3,054	56.3%	57.2%	60.2%	57.6%
% of FP17s for the same patient ID Re-attending between 3 & 9 months - Adults	4,434	8,489	52.2%	48.2%	51.5%	50.1%
% of FP17s for Band 1 Urgent Courses	1,075	11,423	9.4%	9.7%	9.5%	9.1%
% of FP17s Relating to Free Repair or Replacements	129	11,423	1.1%	0.8%	0.7%	0.8%
% of FP17s Relating to Continuations	86	11,423	0.8%	0.9%	1.2%	1.2%
% of Patients satisfied with the dentistry they have received	17	21	81.0%	93.1%	93.1%	92.8%
% of Patients satisfied with the time they had to wait for an appointment	19	21	90.5%	89.9%	88.8%	88.7%

* This is based on patients treated on this contract for their most recent course of treatment. Figures in italics indicate the base number of FP17s or Patient Questionnaire responses are less than 100. N/A is shown where the base number of responses is less than 10 during the period. % is calculated as Quantity/Base number*100

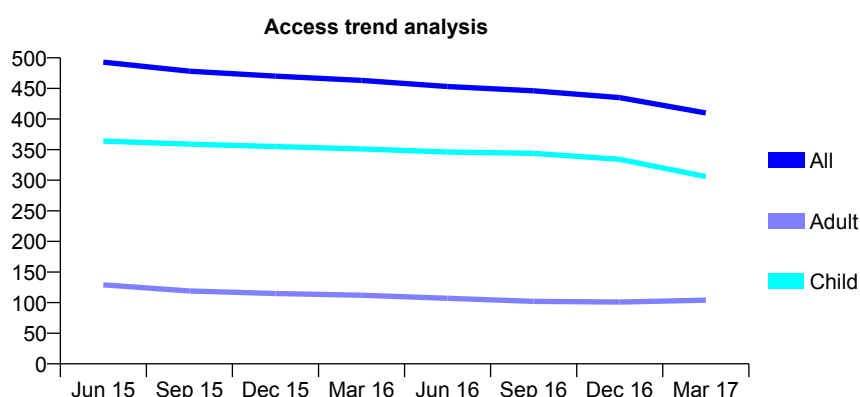
Q69 - Vital Signs At a Glance Contract Report for 195057/0001 - Year end March 2017

Name or company name	AM Dentalcare
Contract type name	GDS Contract
Purpose of contract	General
Contract start date	01/09/2011
Contract end date	

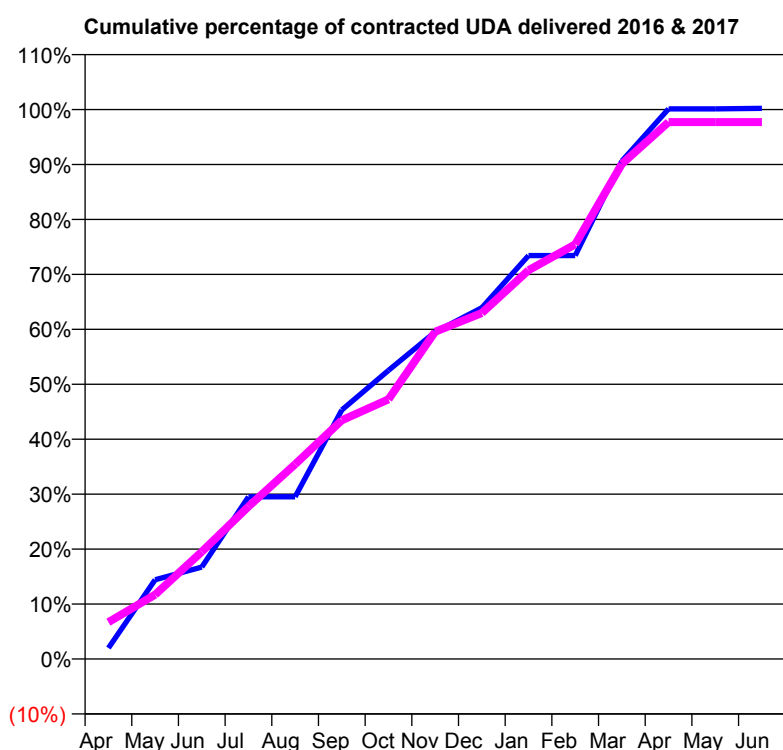
16/17 Contracted general activity (UDA)	1,000
Carry forward general activity (UDA)	-2
16/17 Contracted orthodontic activity (UOA)	0
Carry forward orthodontic activity (UOA)	0
Baseline contract value	£23,330.94

ACCESS*

Patients seen in 24 months	Total	Change since previous quarter
Quarter ending March 2016	463	
Quarter ending June 2016	453	↓
Quarter ending September 2016	446	↓
Quarter ending December 2016	435	↓
Quarter ending March 2017	410	↓
Variance since March 2016	(11.4%)	↓



ACTIVITY



Adjusted Scheduled Activity (UDA)		
Month	2016	2017
April	20	67
May	144	117
June	167	195
July	295	277
August	295	354
September	453	435
October	525	473
November	595	596
December	639	630
January	734	708
February	734	755
March	906	901
April	1,001	977
May	1,001	977
June	1,002	977

QUALITY

	Quantity	Base Number	Contract	AT	Region	England
% of FP17s for the same patient ID Re-attending within 3 months - Children	24	521	4.6%	11.9%	11.9%	12.3%
% of FP17s for the same patient ID Re-attending within 3 months - Adults	22	108	20.4%	15.7%	16.6%	16.7%
% of FP17s for the same patient ID Re-attending between 3 & 9 months - Children	370	521	71.0%	57.2%	60.2%	57.6%
% of FP17s for the same patient ID Re-attending between 3 & 9 months - Adults	51	108	47.2%	48.2%	51.5%	50.1%
% of FP17s for Band 1 Urgent Courses	5	617	0.8%	9.7%	9.5%	9.1%
% of FP17s Relating to Free Repair or Replacements	0	617	0.0%	0.8%	0.7%	0.8%
% of FP17s Relating to Continuations	5	617	0.8%	0.9%	1.2%	1.2%
% of Patients satisfied with the dentistry they have received	0	0	N/A	93.1%	93.1%	92.8%
% of Patients satisfied with the time they had to wait for an appointment	0	0	N/A	89.9%	88.8%	88.7%

* This is based on patients treated on this contract for their most recent course of treatment. Figures in italics indicate the base number of FP17s or Patient Questionnaire responses are less than 100. N/A is shown where the base number of responses is less than 10 during the period. % is calculated as Quantity/Base number*100

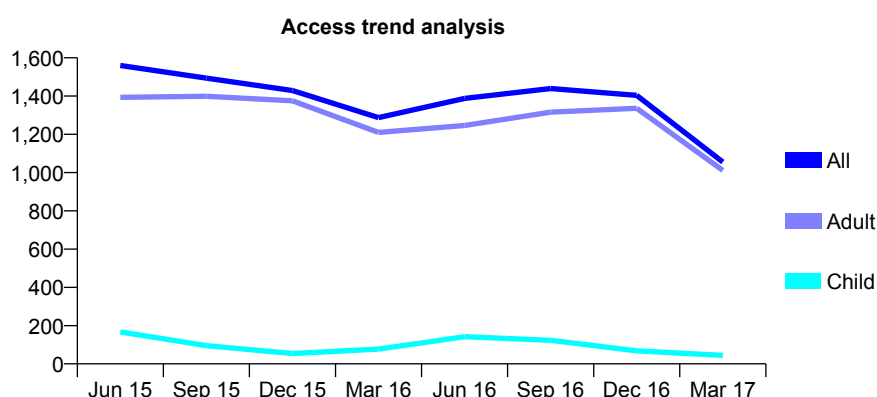
Q69 - Vital Signs At a Glance Contract Report for 195472/0001 - Year end March 2017

Name or company name	DA CLINICS LTD
Contract type name	GDS Contract
Purpose of contract	General
Contract start date	01/04/2008
Contract end date	

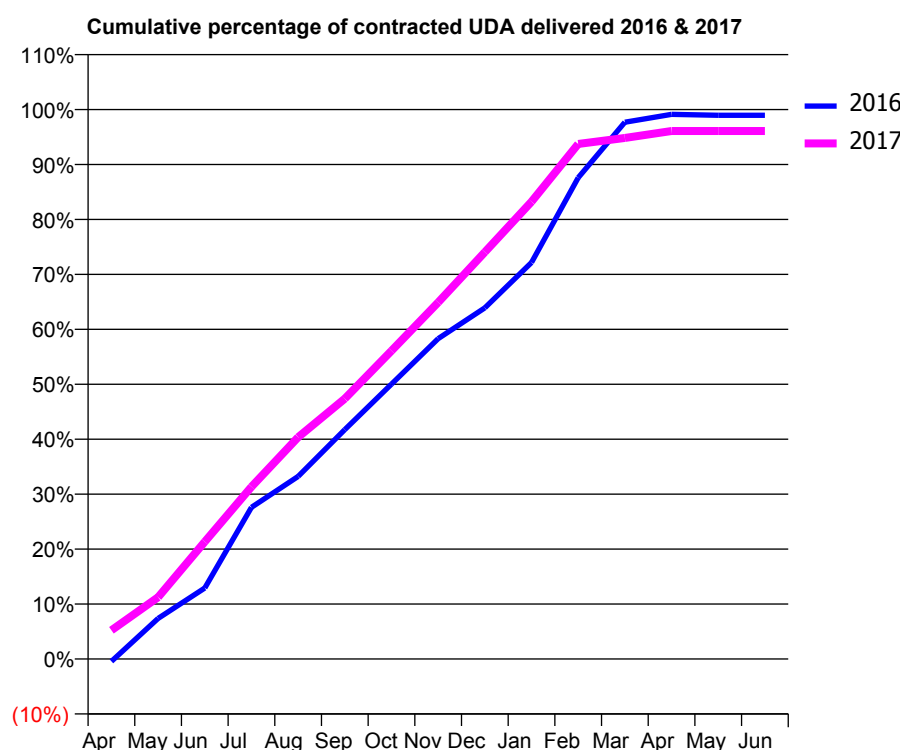
16/17 Contracted general activity (UDA)	5,053
Carry forward general activity (UDA)	55
16/17 Contracted orthodontic activity (UOA)	0
Carry forward orthodontic activity (UOA)	0
Baseline contract value	£102,651.29

ACCESS*

Patients seen in 24 months	Total	Change since previous quarter
Quarter ending March 2016	1,287	
Quarter ending June 2016	1,388	↑
Quarter ending September 2016	1,439	↑
Quarter ending December 2016	1,404	↓
Quarter ending March 2017	1,055	↓
Variance since March 2016	(18.0%)	↓



ACTIVITY



Adjusted Scheduled Activity (UDA)		
Month	2016	2017
April	-23	264
May	382	568
June	668	1,078
July	1,428	1,584
August	1,719	2,040
September	2,159	2,394
October	2,587	2,834
November	3,015	3,279
December	3,305	3,742
January	3,733	4,205
February	4,531	4,736
March	5,052	4,792
April	5,127	4,855
May	5,117	4,855
June	5,117	4,855

QUALITY

	Quantity	Base Number	Contract	AT	Region	England
% of FP17s for the same patient ID Re-attending within 3 months - Children	3	138	2.2%	11.9%	11.9%	12.3%
% of FP17s for the same patient ID Re-attending within 3 months - Adults	312	2,265	13.8%	15.7%	16.6%	16.7%
% of FP17s for the same patient ID Re-attending between 3 & 9 months - Children	25	138	18.1%	57.2%	60.2%	57.6%
% of FP17s for the same patient ID Re-attending between 3 & 9 months - Adults	1,451	2,265	64.1%	48.2%	51.5%	50.1%
% of FP17s for Band 1 Urgent Courses	101	2,411	4.2%	9.7%	9.5%	9.1%
% of FP17s Relating to Free Repair or Replacements	52	2,411	2.2%	0.8%	0.7%	0.8%
% of FP17s Relating to Continuations	83	2,411	3.4%	0.9%	1.2%	1.2%
% of Patients satisfied with the dentistry they have received	5	6	N/A	93.1%	93.1%	92.8%
% of Patients satisfied with the time they had to wait for an appointment	6	6	N/A	89.9%	88.8%	88.7%

* This is based on patients treated on this contract for their most recent course of treatment. Figures in italics indicate the base number of FP17s or Patient Questionnaire responses are less than 100. N/A is shown where the base number of responses is less than 10 during the period. % is calculated as Quantity/Base number*100

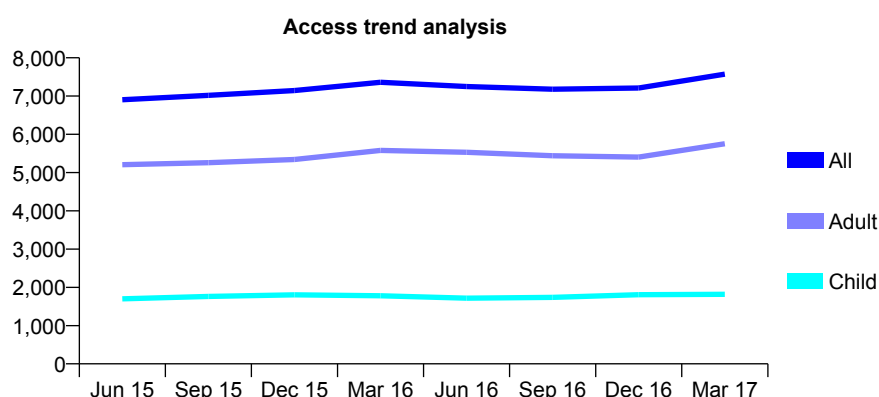
Q69 - Vital Signs At a Glance Contract Report for 195472/0002 - Year end March 2017

Name or company name	DA CLINICS LTD
Contract type name	GDS Contract
Purpose of contract	General
Contract start date	01/04/2008
Contract end date	

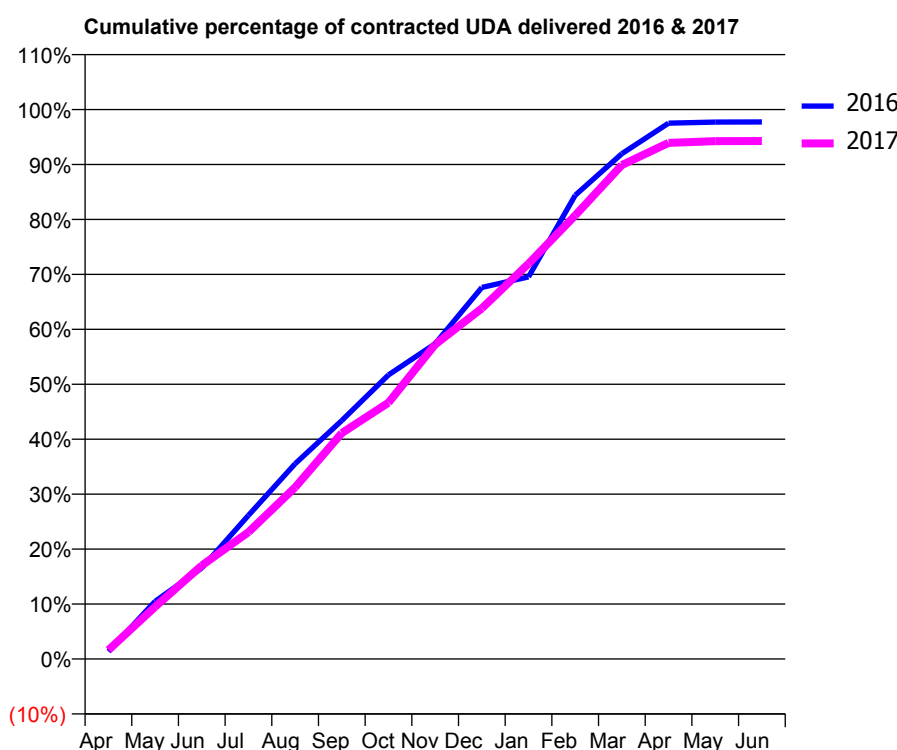
16/17 Contracted general activity (UDA)	22,660
Carry forward general activity (UDA)	527
16/17 Contracted orthodontic activity (UOA)	0
Carry forward orthodontic activity (UOA)	0
Baseline contract value	£544,676.71

ACCESS*

Patients seen in 24 months	Total	Change since previous quarter
Quarter ending March 2016	7,360	
Quarter ending June 2016	7,248	↓
Quarter ending September 2016	7,178	→
Quarter ending December 2016	7,211	→
Quarter ending March 2017	7,573	↑
Variance since March 2016	2.9%	↑



ACTIVITY



Adjusted Scheduled Activity (UDA)		
Month	2016	2017
April	318	369
May	2,432	2,153
June	3,840	3,856
July	6,064	5,232
August	8,240	7,078
September	10,068	9,318
October	11,990	10,569
November	13,308	12,970
December	15,681	14,457
January	16,129	16,302
February	19,570	18,294
March	21,331	20,368
April	22,618	21,282
May	22,661	21,353
June	22,666	21,363

QUALITY

	Quantity	Base Number	Contract	AT	Region	England
% of FP17s for the same patient ID Re-attending within 3 months - Children	239	3,017	7.9%	11.9%	11.9%	12.3%
% of FP17s for the same patient ID Re-attending within 3 months - Adults	1,279	9,355	13.7%	15.7%	16.6%	16.7%
% of FP17s for the same patient ID Re-attending between 3 & 9 months - Children	1,982	3,017	65.7%	57.2%	60.2%	57.6%
% of FP17s for the same patient ID Re-attending between 3 & 9 months - Adults	6,164	9,355	65.9%	48.2%	51.5%	50.1%
% of FP17s for Band 1 Urgent Courses	843	12,287	6.9%	9.7%	9.5%	9.1%
% of FP17s Relating to Free Repair or Replacements	52	12,287	0.4%	0.8%	0.7%	0.8%
% of FP17s Relating to Continuations	133	12,287	1.1%	0.9%	1.2%	1.2%
% of Patients satisfied with the dentistry they have received	5	6	N/A	93.1%	93.1%	92.8%
% of Patients satisfied with the time they had to wait for an appointment	5	6	N/A	89.9%	88.8%	88.7%

* This is based on patients treated on this contract for their most recent course of treatment. Figures in italics indicate the base number of FP17s or Patient Questionnaire responses are less than 100. N/A is shown where the base number of responses is less than 10 during the period. % is calculated as Quantity/Base number*100

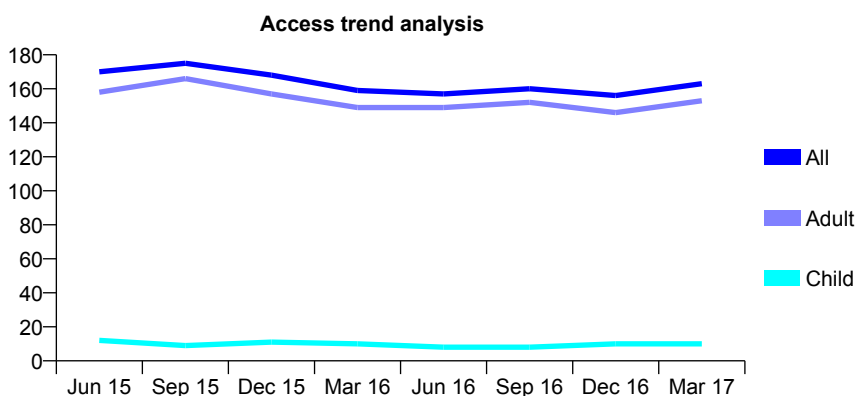
Q69 - Vital Signs At a Glance Contract Report for 195472/0003 - Year end March 2017

Name or company name	DA CLINICS LTD
Contract type name	PDS Contract
Purpose of contract	General
Contract start date	01/04/2008
Contract end date	31/03/2019

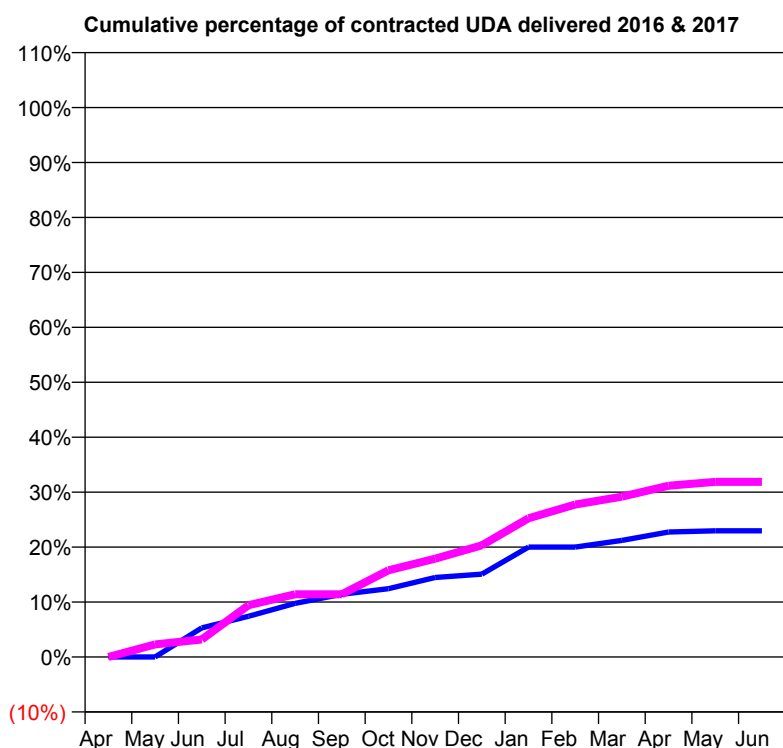
16/17 Contracted general activity (UDA)	1,204
Carry forward general activity (UDA)	0
16/17 Contracted orthodontic activity (UOA)	0
Carry forward orthodontic activity (UOA)	0
Baseline contract value	£52,928.88

ACCESS*

Patients seen in 24 months	Total	Change since previous quarter
Quarter ending March 2016	159	
Quarter ending June 2016	157	↓
Quarter ending September 2016	160	→
Quarter ending December 2016	156	↓
Quarter ending March 2017	163	↑
Variance since March 2016	2.5%	↑



ACTIVITY



Adjusted Scheduled Activity (UDA)		
Month	2016	2017
April	0	0
May	0	28
June	64	38
July	89	113
August	118	137
September	138	137
October	150	190
November	174	215
December	182	245
January	241	304
February	241	334
March	255	351
April	274	375
May	276	384
June	276	384

QUALITY

	Quantity	Base Number	Contract	AT	Region	England
% of FP17s for the same patient ID Re-attending within 3 months - Children	0	28	0.0%	11.9%	11.9%	12.3%
% of FP17s for the same patient ID Re-attending within 3 months - Adults	1	243	0.4%	15.7%	16.6%	16.7%
% of FP17s for the same patient ID Re-attending between 3 & 9 months - Children	0	28	0.0%	57.2%	60.2%	57.6%
% of FP17s for the same patient ID Re-attending between 3 & 9 months - Adults	0	243	0.0%	48.2%	51.5%	50.1%
% of FP17s for Band 1 Urgent Courses	244	276	88.4%	9.7%	9.5%	9.1%
% of FP17s Relating to Free Repair or Replacements	0	276	0.0%	0.8%	0.7%	0.8%
% of FP17s Relating to Continuations	0	276	0.0%	0.9%	1.2%	1.2%
% of Patients satisfied with the dentistry they have received	0	0	N/A	93.1%	93.1%	92.8%
% of Patients satisfied with the time they had to wait for an appointment	0	0	N/A	89.9%	88.8%	88.7%

* This is based on patients treated on this contract for their most recent course of treatment. Figures in italics indicate the base number of FP17s or Patient Questionnaire responses are less than 100. N/A is shown where the base number of responses is less than 10 during the period. % is calculated as Quantity/Base number*100

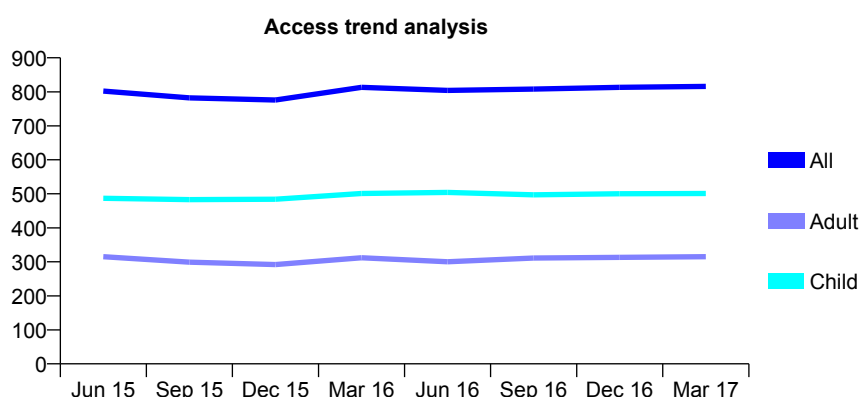
Q69 - Vital Signs At a Glance Contract Report for 195537/0001 - Year end March 2017

Name or company name	Charlbury Dental Practice
Contract type name	GDS Contract
Purpose of contract	General
Contract start date	01/09/2012
Contract end date	

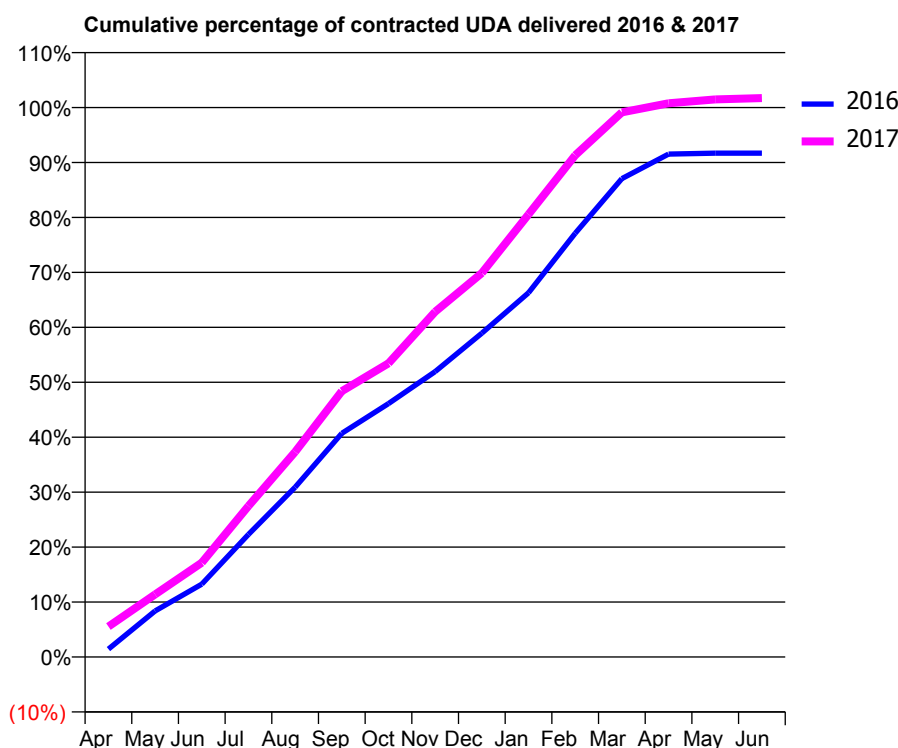
16/17 Contracted general activity (UDA)	2,183
Carry forward general activity (UDA)	0
16/17 Contracted orthodontic activity (UOA)	0
Carry forward orthodontic activity (UOA)	0
Baseline contract value	£48,193.94

ACCESS*

Patients seen in 24 months	Total	Change since previous quarter
Quarter ending March 2016	813	
Quarter ending June 2016	804	↓
Quarter ending September 2016	808	→
Quarter ending December 2016	813	→
Quarter ending March 2017	816	→
Variance since March 2016	0.4%	→



ACTIVITY



Month	Adjusted Scheduled Activity (UDA)	
	2016	2017
April	33	121
May	192	249
June	303	375
July	510	600
August	706	815
September	930	1,056
October	1,054	1,167
November	1,187	1,372
December	1,346	1,526
January	1,515	1,759
February	1,762	1,993
March	1,989	2,164
April	2,091	2,200
May	2,095	2,215
June	2,095	2,220

QUALITY

	Quantity	Base Number	Contract	AT	Region	England
% of FP17s for the same patient ID Re-attending within 3 months - Children	126	1,023	12.3%	11.9%	11.9%	12.3%
% of FP17s for the same patient ID Re-attending within 3 months - Adults	59	418	14.1%	15.7%	16.6%	16.7%
% of FP17s for the same patient ID Re-attending between 3 & 9 months - Children	732	1,023	71.6%	57.2%	60.2%	57.6%
% of FP17s for the same patient ID Re-attending between 3 & 9 months - Adults	253	418	60.5%	48.2%	51.5%	50.1%
% of FP17s for Band 1 Urgent Courses	81	1,422	5.7%	9.7%	9.5%	9.1%
% of FP17s Relating to Free Repair or Replacements	3	1,422	0.2%	0.8%	0.7%	0.8%
% of FP17s Relating to Continuations	30	1,422	2.1%	0.9%	1.2%	1.2%
% of Patients satisfied with the dentistry they have received	1	1	N/A	93.1%	93.1%	92.8%
% of Patients satisfied with the time they had to wait for an appointment	1	1	N/A	89.9%	88.8%	88.7%

* This is based on patients treated on this contract for their most recent course of treatment. Figures in italics indicate the base number of FP17s or Patient Questionnaire responses are less than 100. N/A is shown where the base number of responses is less than 10 during the period. % is calculated as Quantity/Base number*100

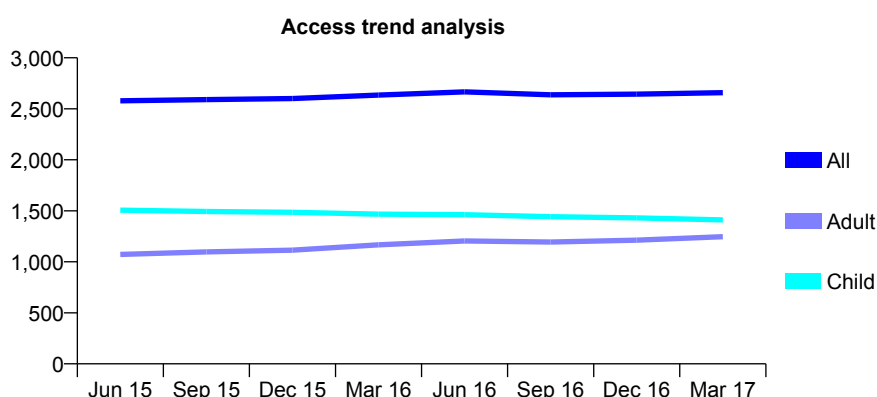
Q69 - Vital Signs At a Glance Contract Report for 197807/0001 - Year end March 2017

Name or company name	Linden Dental Surgery Ltd
Contract type name	GDS Contract
Purpose of contract	General
Contract start date	01/04/2008
Contract end date	

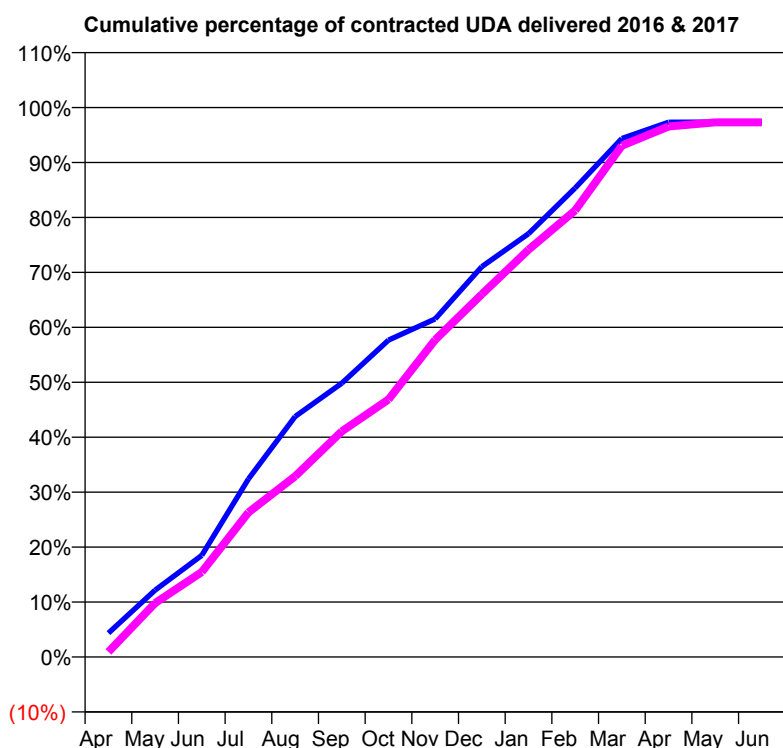
16/17 Contracted general activity (UDA)	5,007
Carry forward general activity (UDA)	133
16/17 Contracted orthodontic activity (UOA)	0
Carry forward orthodontic activity (UOA)	0
Baseline contract value	£108,958.28

ACCESS*

Patients seen in 24 months	Total	Change since previous quarter
Quarter ending March 2016	2,634	
Quarter ending June 2016	2,666	→
Quarter ending September 2016	2,637	↓
Quarter ending December 2016	2,644	→
Quarter ending March 2017	2,658	→
Variance since March 2016	0.9%	→



ACTIVITY



Month	Adjusted Scheduled Activity (UDA)	
	2016	2017
April	218	47
May	610	492
June	927	774
July	1,623	1,318
August	2,191	1,647
September	2,495	2,057
October	2,887	2,347
November	3,080	2,890
December	3,557	3,306
January	3,857	3,711
February	4,274	4,069
March	4,725	4,659
April	4,873	4,834
May	4,874	4,872
June	4,874	4,872

QUALITY

	Quantity	Base Number	Contract	AT	Region	England
% of FP17s for the same patient ID Re-attending within 3 months - Children	133	1,968	6.8%	11.9%	11.9%	12.3%
% of FP17s for the same patient ID Re-attending within 3 months - Adults	141	1,150	12.3%	15.7%	16.6%	16.7%
% of FP17s for the same patient ID Re-attending between 3 & 9 months - Children	877	1,968	44.6%	57.2%	60.2%	57.6%
% of FP17s for the same patient ID Re-attending between 3 & 9 months - Adults	357	1,150	31.0%	48.2%	51.5%	50.1%
% of FP17s for Band 1 Urgent Courses	265	3,136	8.5%	9.7%	9.5%	9.1%
% of FP17s Relating to Free Repair or Replacements	10	3,136	0.3%	0.8%	0.7%	0.8%
% of FP17s Relating to Continuations	5	3,136	0.2%	0.9%	1.2%	1.2%
% of Patients satisfied with the dentistry they have received	1	1	N/A	93.1%	93.1%	92.8%
% of Patients satisfied with the time they had to wait for an appointment	1	1	N/A	89.9%	88.8%	88.7%

* This is based on patients treated on this contract for their most recent course of treatment. Figures in italics indicate the base number of FP17s or Patient Questionnaire responses are less than 100. N/A is shown where the base number of responses is less than 10 during the period. % is calculated as Quantity/Base number*100

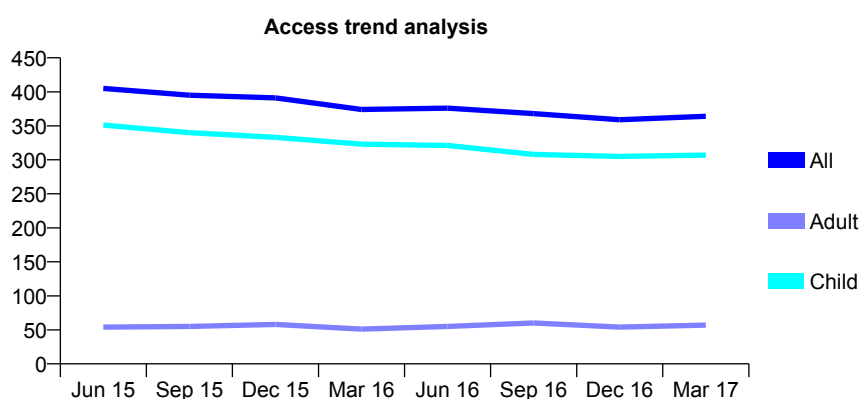
Q69 - Vital Signs At a Glance Contract Report for 198161/0001 - Year end March 2017

Name or company name	Babber,Khabra and Frankel
Contract type name	GDS Contract
Purpose of contract	General
Contract start date	01/05/2012
Contract end date	

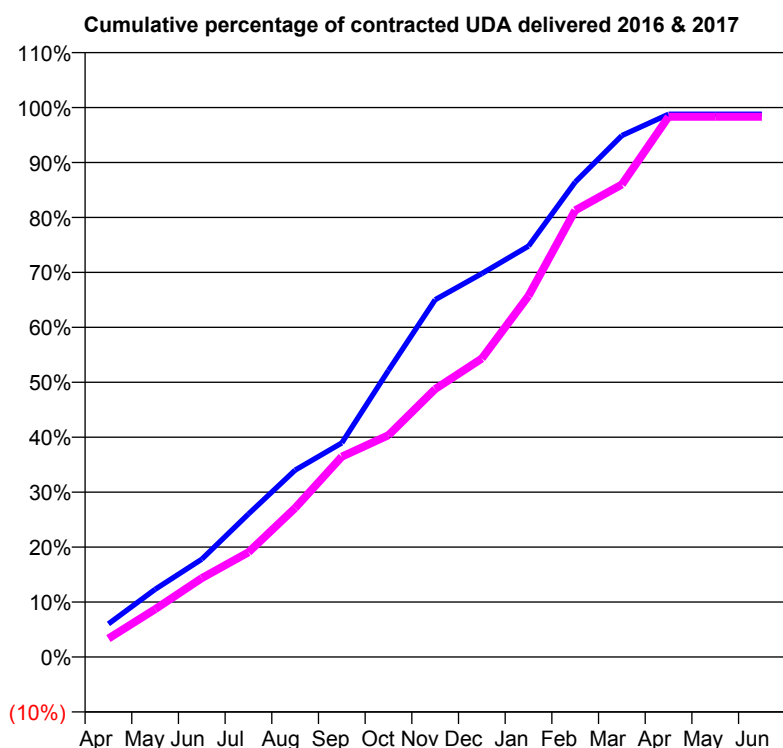
16/17 Contracted general activity (UDA)	870
Carry forward general activity (UDA)	11
16/17 Contracted orthodontic activity (UOA)	0
Carry forward orthodontic activity (UOA)	0
Baseline contract value	£20,978.50

ACCESS*

Patients seen in 24 months	Total	Change since previous quarter
Quarter ending March 2016	374	
Quarter ending June 2016	376	→
Quarter ending September 2016	368	↓
Quarter ending December 2016	359	↓
Quarter ending March 2017	364	→
Variance since March 2016	(2.7%)	↓



ACTIVITY



Month	Adjusted Scheduled Activity (UDA)	
	2016	2017
April	52	29
May	107	76
June	155	125
July	226	166
August	296	236
September	339	317
October	454	351
November	566	424
December	607	473
January	651	572
February	752	707
March	826	748
April	859	855
May	859	855
June	859	855

QUALITY

	Quantity	Base Number	Contract	AT	Region	England
% of FP17s for the same patient ID Re-attending within 3 months - Children	34	482	7.1%	11.9%	11.9%	12.3%
% of FP17s for the same patient ID Re-attending within 3 months - Adults	1	27	3.7%	15.7%	16.6%	16.7%
% of FP17s for the same patient ID Re-attending between 3 & 9 months - Children	330	482	68.5%	57.2%	60.2%	57.6%
% of FP17s for the same patient ID Re-attending between 3 & 9 months - Adults	16	27	59.3%	48.2%	51.5%	50.1%
% of FP17s for Band 1 Urgent Courses	12	533	2.3%	9.7%	9.5%	9.1%
% of FP17s Relating to Free Repair or Replacements	0	533	0.0%	0.8%	0.7%	0.8%
% of FP17s Relating to Continuations	0	533	0.0%	0.9%	1.2%	1.2%
% of Patients satisfied with the dentistry they have received	0	0	N/A	93.1%	93.1%	92.8%
% of Patients satisfied with the time they had to wait for an appointment	0	0	N/A	89.9%	88.8%	88.7%

* This is based on patients treated on this contract for their most recent course of treatment. Figures in italics indicate the base number of FP17s or Patient Questionnaire responses are less than 100. N/A is shown where the base number of responses is less than 10 during the period. % is calculated as Quantity/Base number*100

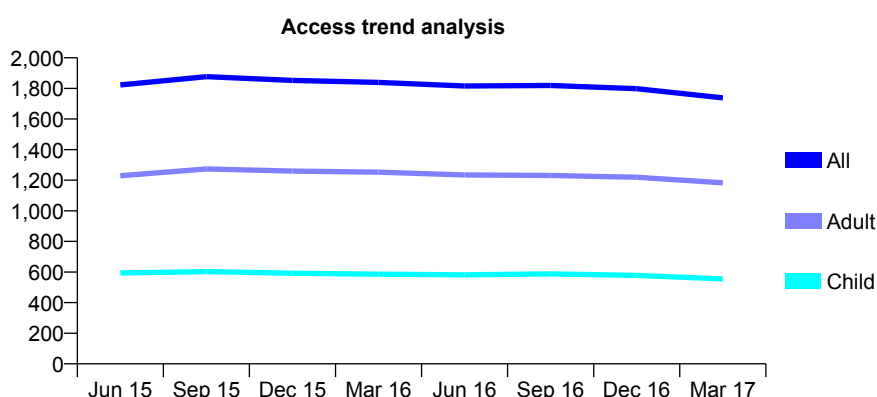
Q69 - Vital Signs At a Glance Contract Report for 198277/0001 - Year end March 2017

Name or company name	IMOGEN DENTAL LTD
Contract type name	GDS Contract
Purpose of contract	General
Contract start date	01/09/2013
Contract end date	

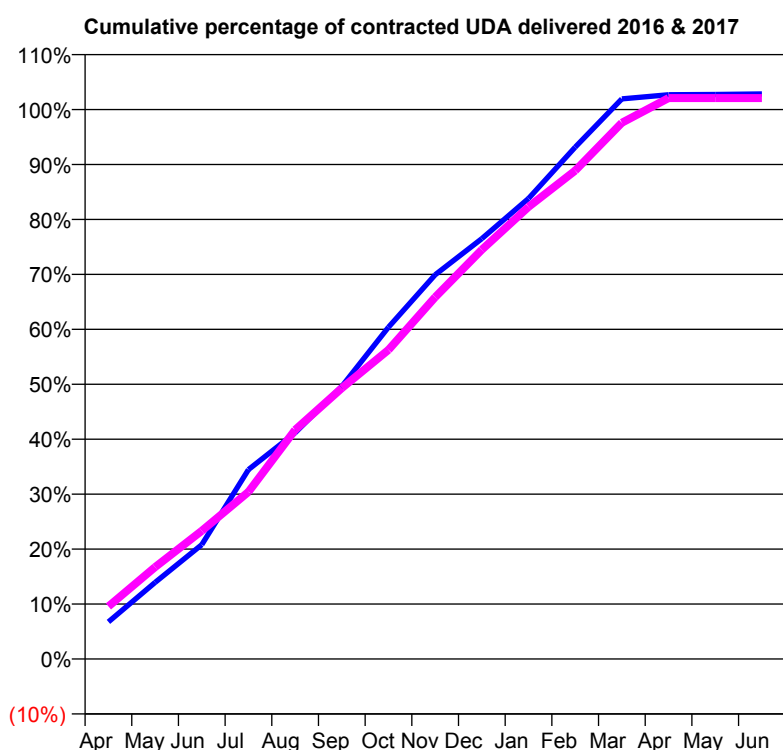
16/17 Contracted general activity (UDA)	4,154
Carry forward general activity (UDA)	-79
16/17 Contracted orthodontic activity (UOA)	0
Carry forward orthodontic activity (UOA)	0
Baseline contract value	£101,513.67

ACCESS*

Patients seen in 24 months	Total	Change since previous quarter
Quarter ending March 2016	1,839	
Quarter ending June 2016	1,816	↓
Quarter ending September 2016	1,819	→
Quarter ending December 2016	1,798	↓
Quarter ending March 2017	1,738	↓
Variance since March 2016	(5.5%)	↓



ACTIVITY



Adjusted Scheduled Activity (UDA)		
Month	2016	2017
April	270	397
May	556	695
June	831	969
July	1,377	1,264
August	1,645	1,732
September	1,981	2,048
October	2,412	2,337
November	2,793	2,736
December	3,055	3,094
January	3,347	3,418
February	3,720	3,692
March	4,071	4,054
April	4,102	4,240
May	4,104	4,240
June	4,107	4,240

QUALITY

	Quantity	Base Number	Contract	AT	Region	England
% of FP17s for the same patient ID Re-attending within 3 months - Children	36	975	3.7%	11.9%	11.9%	12.3%
% of FP17s for the same patient ID Re-attending within 3 months - Adults	146	1,633	8.9%	15.7%	16.6%	16.7%
% of FP17s for the same patient ID Re-attending between 3 & 9 months - Children	746	975	76.5%	57.2%	60.2%	57.6%
% of FP17s for the same patient ID Re-attending between 3 & 9 months - Adults	927	1,633	56.8%	48.2%	51.5%	50.1%
% of FP17s for Band 1 Urgent Courses	195	2,678	7.3%	9.7%	9.5%	9.1%
% of FP17s Relating to Free Repair or Replacements	14	2,678	0.5%	0.8%	0.7%	0.8%
% of FP17s Relating to Continuations	2	2,678	0.1%	0.9%	1.2%	1.2%
% of Patients satisfied with the dentistry they have received	6	6	N/A	93.1%	93.1%	92.8%
% of Patients satisfied with the time they had to wait for an appointment	6	6	N/A	89.9%	88.8%	88.7%

* This is based on patients treated on this contract for their most recent course of treatment. Figures in italics indicate the base number of FP17s or Patient Questionnaire responses are less than 100. N/A is shown where the base number of responses is less than 10 during the period. % is calculated as Quantity/Base number*100

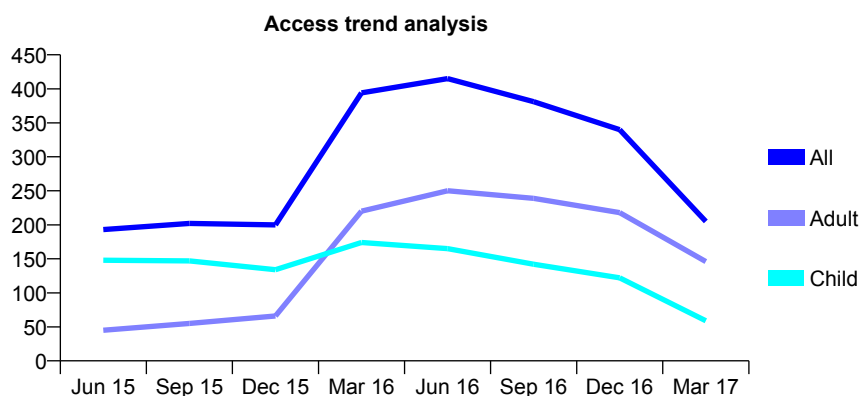
Q69 - Vital Signs At a Glance Contract Report for 198609/0001 - Year end March 2017

Name or company name	Cornhill Dental Centre Practice Partnership
Contract type name	GDS Contract
Purpose of contract	General
Contract start date	23/06/2014
Contract end date	

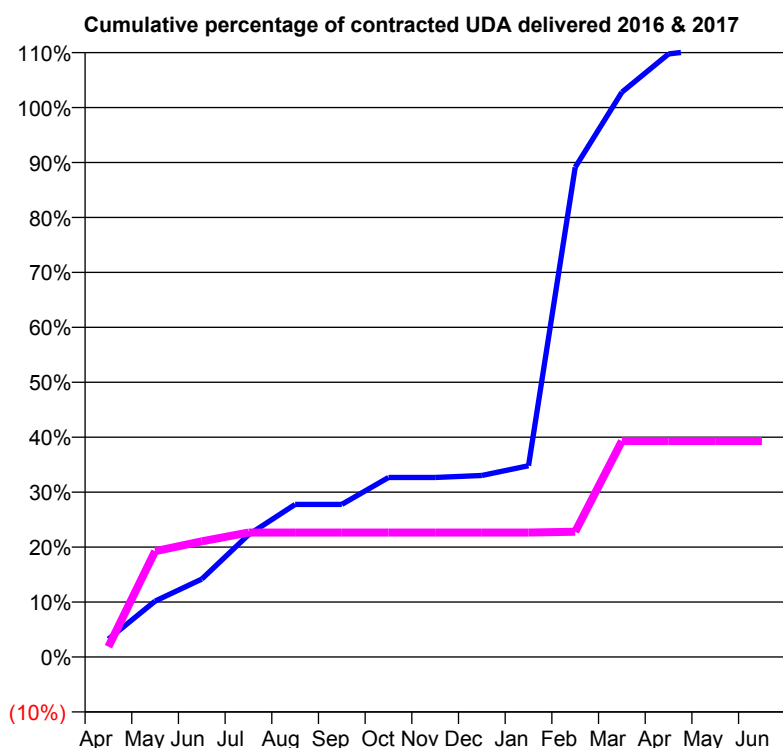
16/17 Contracted general activity (UDA)	796
Carry forward general activity (UDA)	-15
16/17 Contracted orthodontic activity (UOA)	0
Carry forward orthodontic activity (UOA)	0
Baseline contract value	£15,623.12

ACCESS*

Patients seen in 24 months	Total	Change since previous quarter
Quarter ending March 2016	394	
Quarter ending June 2016	415	↑
Quarter ending September 2016	381	↓
Quarter ending December 2016	340	↓
Quarter ending March 2017	205	↓
Variance since March 2016	(48.0%)	↓



ACTIVITY



Adjusted Scheduled Activity (UDA)		
Month	2016	2017
April	26	15
May	81	153
June	113	168
July	177	180
August	221	180
September	221	180
October	260	180
November	260	180
December	263	180
January	277	180
February	709	181
March	818	313
April	874	313
May	882	313
June	898	313

QUALITY

	Quantity	Base Number	Contract	AT	Region	England
% of FP17s for the same patient ID Re-attending within 3 months - Children	1	23	4.3%	11.9%	11.9%	12.3%
% of FP17s for the same patient ID Re-attending within 3 months - Adults	13	117	11.1%	15.7%	16.6%	16.7%
% of FP17s for the same patient ID Re-attending between 3 & 9 months - Children	9	23	39.1%	57.2%	60.2%	57.6%
% of FP17s for the same patient ID Re-attending between 3 & 9 months - Adults	15	117	12.8%	48.2%	51.5%	50.1%
% of FP17s for Band 1 Urgent Courses	29	109	26.6%	9.7%	9.5%	9.1%
% of FP17s Relating to Free Repair or Replacements	0	109	0.0%	0.8%	0.7%	0.8%
% of FP17s Relating to Continuations	1	109	0.9%	0.9%	1.2%	1.2%
% of Patients satisfied with the dentistry they have received	0	0	N/A	93.1%	93.1%	92.8%
% of Patients satisfied with the time they had to wait for an appointment	0	0	N/A	89.9%	88.8%	88.7%

* This is based on patients treated on this contract for their most recent course of treatment. Figures in italics indicate the base number of FP17s or Patient Questionnaire responses are less than 100. N/A is shown where the base number of responses is less than 10 during the period. % is calculated as Quantity/Base number*100

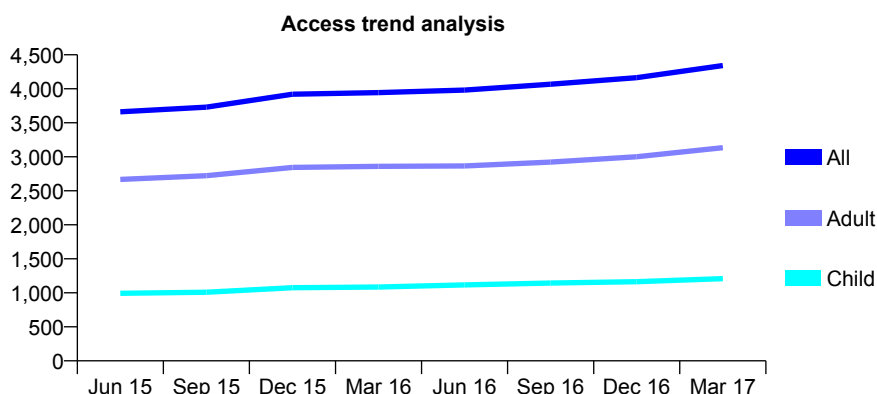
Q69 - Vital Signs At a Glance Contract Report for 198757/0001 - Year end March 2017

Name or company name	Valley DC Ltd
Contract type name	GDS Contract
Purpose of contract	General
Contract start date	01/09/2008
Contract end date	

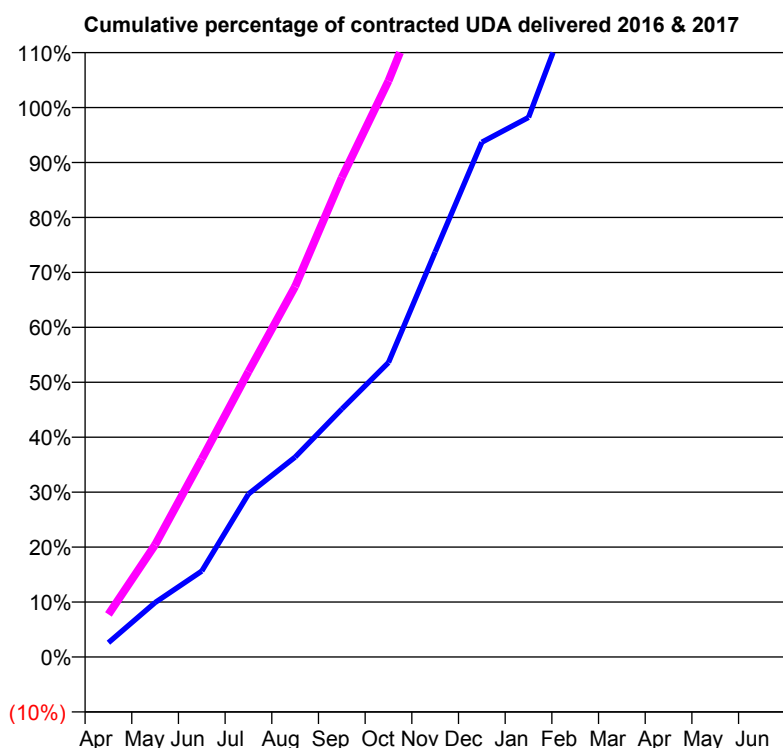
16/17 Contracted general activity (UDA)	6,593
Carry forward general activity (UDA)	0
16/17 Contracted orthodontic activity (UOA)	0
Carry forward orthodontic activity (UOA)	0
Baseline contract value	£457,082.32

ACCESS*

Patients seen in 24 months	Total	Change since previous quarter
Quarter ending March 2016	3,944	
Quarter ending June 2016	3,981	→
Quarter ending September 2016	4,068	↑
Quarter ending December 2016	4,164	↑
Quarter ending March 2017	4,342	↑
Variance since March 2016	10.1%	↑



ACTIVITY



Adjusted Scheduled Activity (UDA)		
Month	2016	2017
April	173	511
May	653	1,346
June	1,031	2,376
July	1,956	3,424
August	2,400	4,445
September	2,976	5,753
October	3,534	6,912
November	4,860	8,292
December	6,177	9,381
January	6,474	10,572
February	7,954	12,164
March	8,795	13,795
April	9,310	14,556
May	9,313	14,559
June	9,313	14,547

QUALITY

	Quantity	Base Number	Contract	AT	Region	England
% of FP17s for the same patient ID Re-attending within 3 months - Children	249	1,923	12.9%	11.9%	11.9%	12.3%
% of FP17s for the same patient ID Re-attending within 3 months - Adults	1,265	4,801	26.3%	15.7%	16.6%	16.7%
% of FP17s for the same patient ID Re-attending between 3 & 9 months - Children	1,017	1,923	52.9%	57.2%	60.2%	57.6%
% of FP17s for the same patient ID Re-attending between 3 & 9 months - Adults	2,028	4,801	42.2%	48.2%	51.5%	50.1%
% of FP17s for Band 1 Urgent Courses	578	5,725	10.1%	9.7%	9.5%	9.1%
% of FP17s Relating to Free Repair or Replacements	129	5,725	2.3%	0.8%	0.7%	0.8%
% of FP17s Relating to Continuations	233	5,725	4.1%	0.9%	1.2%	1.2%
% of Patients satisfied with the dentistry they have received	4	4	N/A	93.1%	93.1%	92.8%
% of Patients satisfied with the time they had to wait for an appointment	4	4	N/A	89.9%	88.8%	88.7%

* This is based on patients treated on this contract for their most recent course of treatment. Figures in italics indicate the base number of FP17s or Patient Questionnaire responses are less than 100. N/A is shown where the base number of responses is less than 10 during the period. % is calculated as Quantity/Base number*100

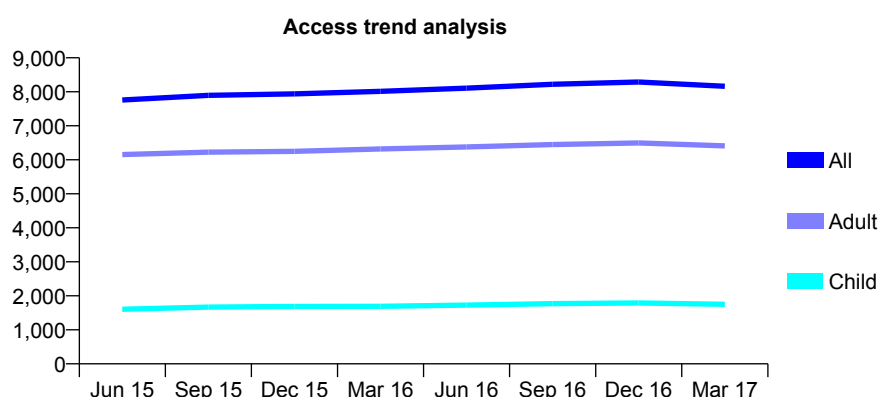
Q69 - Vital Signs At a Glance Contract Report for 199974/0001 - Year end March 2017

Name or company name	Dhami Dental Surgeons Ltd
Contract type name	GDS Contract
Purpose of contract	General
Contract start date	01/10/2007
Contract end date	

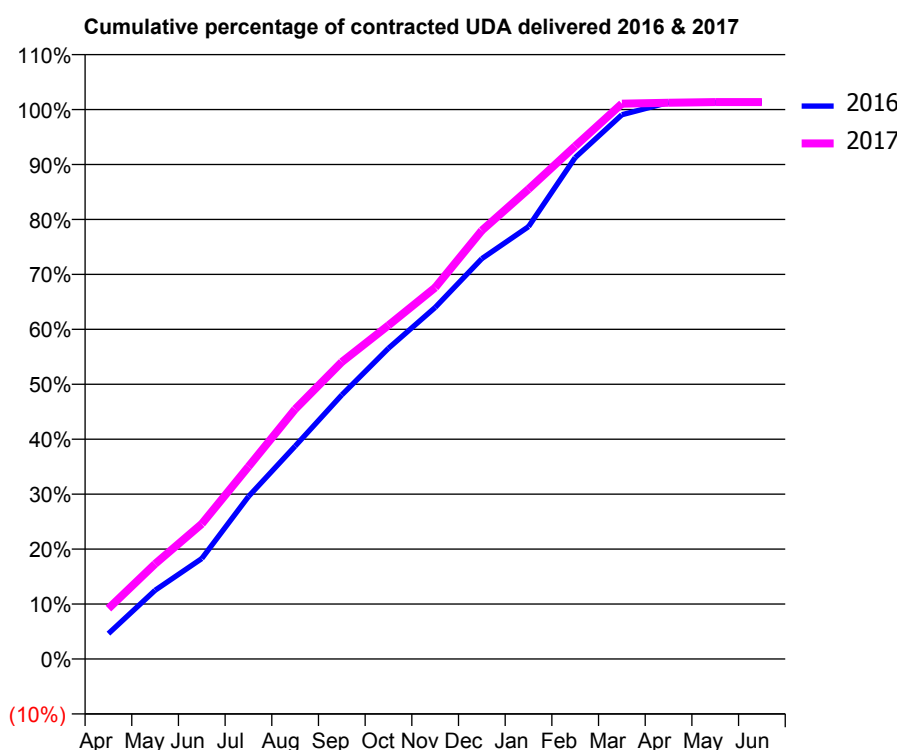
16/17 Contracted general activity (UDA)	18,927
Carry forward general activity (UDA)	-244
16/17 Contracted orthodontic activity (UOA)	0
Carry forward orthodontic activity (UOA)	0
Baseline contract value	£447,529.16

ACCESS*

Patients seen in 24 months	Total	Change since previous quarter
Quarter ending March 2016	8,013	
Quarter ending June 2016	8,106	→
Quarter ending September 2016	8,221	→
Quarter ending December 2016	8,287	→
Quarter ending March 2017	8,161	↓
Variance since March 2016	1.8%	→



ACTIVITY



Adjusted Scheduled Activity (UDA)		
Month	2016	2017
April	842	1,739
May	2,278	3,278
June	3,327	4,654
July	5,383	6,626
August	7,052	8,605
September	8,745	10,231
October	10,292	11,493
November	11,643	12,796
December	13,259	14,760
January	14,321	16,185
February	16,609	17,668
March	18,026	19,127
April	18,430	19,158
May	18,433	19,182
June	18,443	19,183

QUALITY

	Quantity	Base Number	Contract	AT	Region	England
% of FP17s for the same patient ID Re-attending within 3 months - Children	160	2,672	6.0%	11.9%	11.9%	12.3%
% of FP17s for the same patient ID Re-attending within 3 months - Adults	991	7,961	12.4%	15.7%	16.6%	16.7%
% of FP17s for the same patient ID Re-attending between 3 & 9 months - Children	1,594	2,672	59.7%	57.2%	60.2%	57.6%
% of FP17s for the same patient ID Re-attending between 3 & 9 months - Adults	3,773	7,961	47.4%	48.2%	51.5%	50.1%
% of FP17s for Band 1 Urgent Courses	1,392	10,388	13.4%	9.7%	9.5%	9.1%
% of FP17s Relating to Free Repair or Replacements	23	10,388	0.2%	0.8%	0.7%	0.8%
% of FP17s Relating to Continuations	6	10,388	0.1%	0.9%	1.2%	1.2%
% of Patients satisfied with the dentistry they have received	17	17	100.0%	93.1%	93.1%	92.8%
% of Patients satisfied with the time they had to wait for an appointment	16	17	94.1%	89.9%	88.8%	88.7%

* This is based on patients treated on this contract for their most recent course of treatment. Figures in italics indicate the base number of FP17s or Patient Questionnaire responses are less than 100. N/A is shown where the base number of responses is less than 10 during the period. % is calculated as Quantity/Base number*100

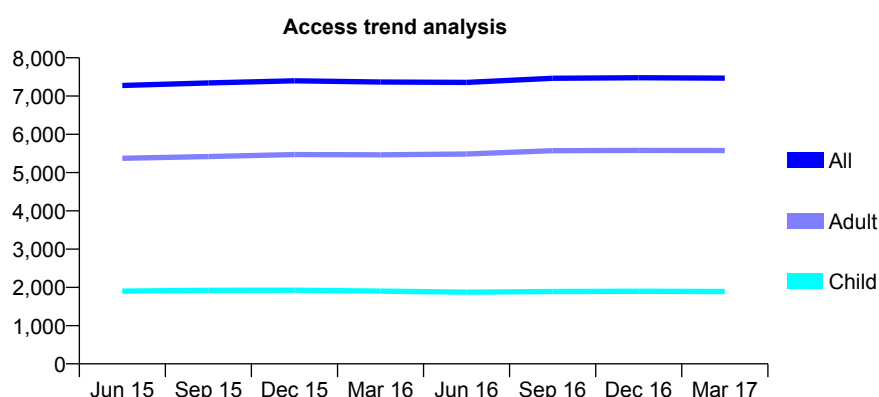
Q69 - Vital Signs At a Glance Contract Report for 210226/0002 - Year end March 2017

Name or company name	MR R RATTAN
Contract type name	GDS Contract
Purpose of contract	General
Contract start date	01/04/2006
Contract end date	

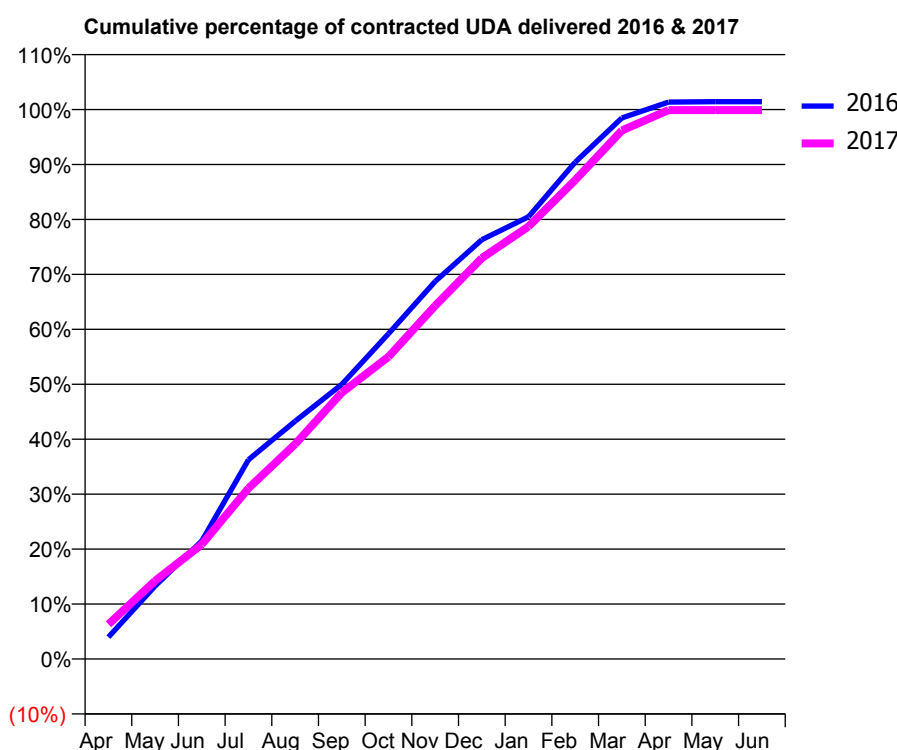
16/17 Contracted general activity (UDA)	22,000
Carry forward general activity (UDA)	-314
16/17 Contracted orthodontic activity (UOA)	0
Carry forward orthodontic activity (UOA)	0
Baseline contract value	£608,625.46

ACCESS*

Patients seen in 24 months	Total	Change since previous quarter
Quarter ending March 2016	7,366	
Quarter ending June 2016	7,356	→
Quarter ending September 2016	7,464	→
Quarter ending December 2016	7,479	→
Quarter ending March 2017	7,467	→
Variance since March 2016	1.4%	→



ACTIVITY



Adjusted Scheduled Activity (UDA)		
Month	2016	2017
April	876	1,393
May	2,926	3,132
June	4,729	4,586
July	7,981	6,838
August	9,524	8,605
September	10,994	10,663
October	13,024	12,102
November	15,116	14,142
December	16,789	16,048
January	17,705	17,318
February	19,891	19,174
March	21,664	21,162
April	22,300	21,977
May	22,314	21,978
June	22,314	21,979

QUALITY

	Quantity	Base Number	Contract	AT	Region	England
% of FP17s for the same patient ID Re-attending within 3 months - Children	210	2,918	7.2%	11.9%	11.9%	12.3%
% of FP17s for the same patient ID Re-attending within 3 months - Adults	1,027	7,458	13.8%	15.7%	16.6%	16.7%
% of FP17s for the same patient ID Re-attending between 3 & 9 months - Children	1,886	2,918	64.6%	57.2%	60.2%	57.6%
% of FP17s for the same patient ID Re-attending between 3 & 9 months - Adults	4,082	7,458	54.7%	48.2%	51.5%	50.1%
% of FP17s for Band 1 Urgent Courses	892	10,424	8.6%	9.7%	9.5%	9.1%
% of FP17s Relating to Free Repair or Replacements	48	10,424	0.5%	0.8%	0.7%	0.8%
% of FP17s Relating to Continuations	177	10,424	1.7%	0.9%	1.2%	1.2%
% of Patients satisfied with the dentistry they have received	18	19	94.7%	93.1%	93.1%	92.8%
% of Patients satisfied with the time they had to wait for an appointment	18	19	94.7%	89.9%	88.8%	88.7%

* This is based on patients treated on this contract for their most recent course of treatment. Figures in italics indicate the base number of FP17s or Patient Questionnaire responses are less than 100. N/A is shown where the base number of responses is less than 10 during the period. % is calculated as Quantity/Base number*100

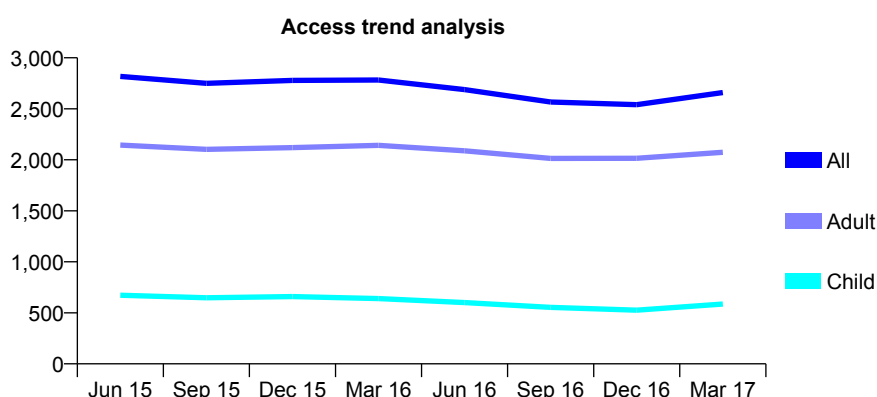
Q69 - Vital Signs At a Glance Contract Report for 217352/0001 - Year end March 2017

Name or company name	MR IK CARLING
Contract type name	GDS Contract
Purpose of contract	General
Contract start date	01/04/2006
Contract end date	

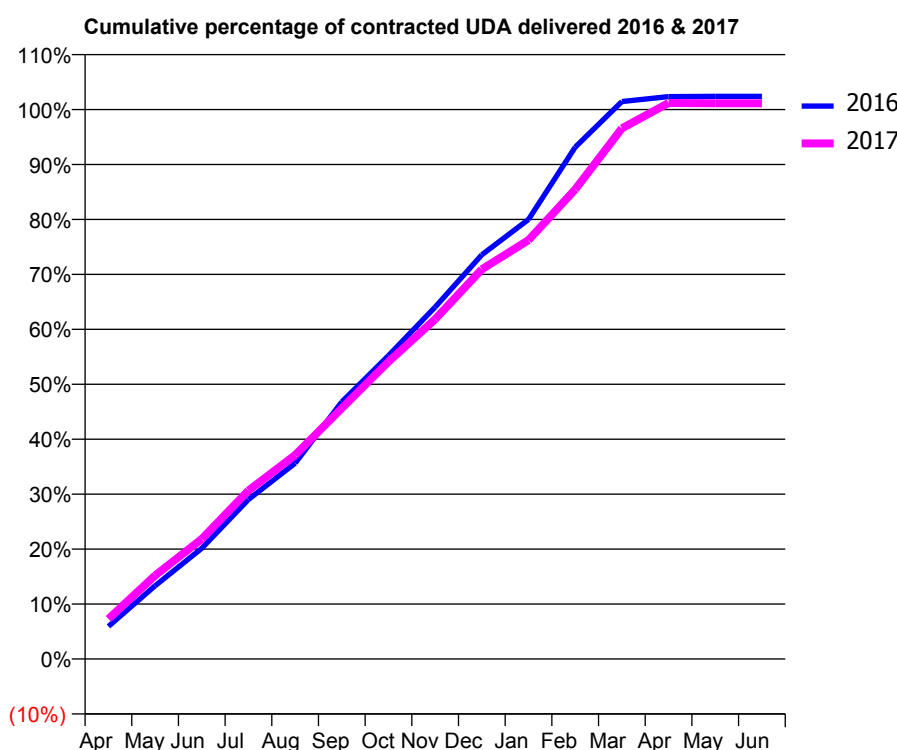
16/17 Contracted general activity (UDA)	7,354
Carry forward general activity (UDA)	-147
16/17 Contracted orthodontic activity (UOA)	0
Carry forward orthodontic activity (UOA)	0
Baseline contract value	£210,932.44

ACCESS*

Patients seen in 24 months	Total	Change since previous quarter
Quarter ending March 2016	2,782	
Quarter ending June 2016	2,688	↓
Quarter ending September 2016	2,567	↓
Quarter ending December 2016	2,541	↓
Quarter ending March 2017	2,660	↑
Variance since March 2016	(4.4%)	↓



ACTIVITY



Month	Adjusted Scheduled Activity (UDA)	
	2016	2017
April	436	536
May	980	1,117
June	1,481	1,607
July	2,135	2,255
August	2,621	2,730
September	3,442	3,356
October	4,060	3,978
November	4,710	4,548
December	5,410	5,216
January	5,883	5,606
February	6,850	6,285
March	7,460	7,102
April	7,526	7,440
May	7,530	7,437
June	7,530	7,437

QUALITY

	Quantity	Base Number	Contract	AT	Region	England
% of FP17s for the same patient ID Re-attending within 3 months - Children	16	704	2.3%	11.9%	11.9%	12.3%
% of FP17s for the same patient ID Re-attending within 3 months - Adults	289	2,471	11.7%	15.7%	16.6%	16.7%
% of FP17s for the same patient ID Re-attending between 3 & 9 months - Children	275	704	39.1%	57.2%	60.2%	57.6%
% of FP17s for the same patient ID Re-attending between 3 & 9 months - Adults	829	2,471	33.5%	48.2%	51.5%	50.1%
% of FP17s for Band 1 Urgent Courses	527	3,286	16.0%	9.7%	9.5%	9.1%
% of FP17s Relating to Free Repair or Replacements	31	3,286	0.9%	0.8%	0.7%	0.8%
% of FP17s Relating to Continuations	4	3,286	0.1%	0.9%	1.2%	1.2%
% of Patients satisfied with the dentistry they have received	1	2	N/A	93.1%	93.1%	92.8%
% of Patients satisfied with the time they had to wait for an appointment	1	2	N/A	89.9%	88.8%	88.7%

* This is based on patients treated on this contract for their most recent course of treatment. Figures in italics indicate the base number of FP17s or Patient Questionnaire responses are less than 100. N/A is shown where the base number of responses is less than 10 during the period. % is calculated as Quantity/Base number*100

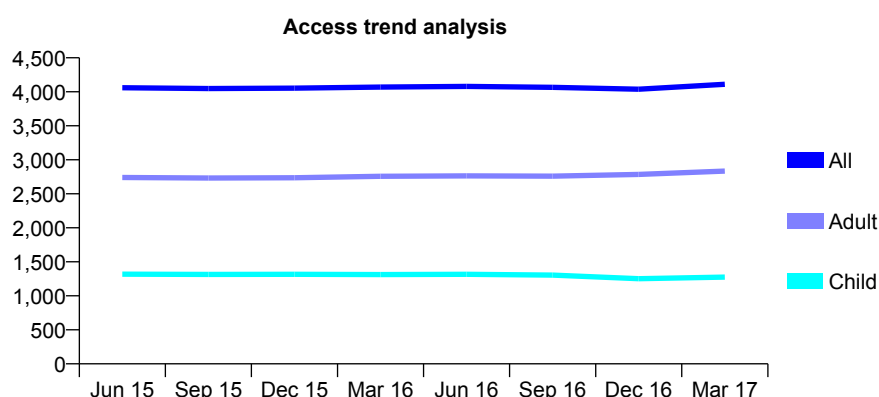
Q69 - Vital Signs At a Glance Contract Report for 220248/0001 - Year end March 2017

Name or company name	MR MK SULEIMAN
Contract type name	GDS Contract
Purpose of contract	General
Contract start date	01/04/2006
Contract end date	

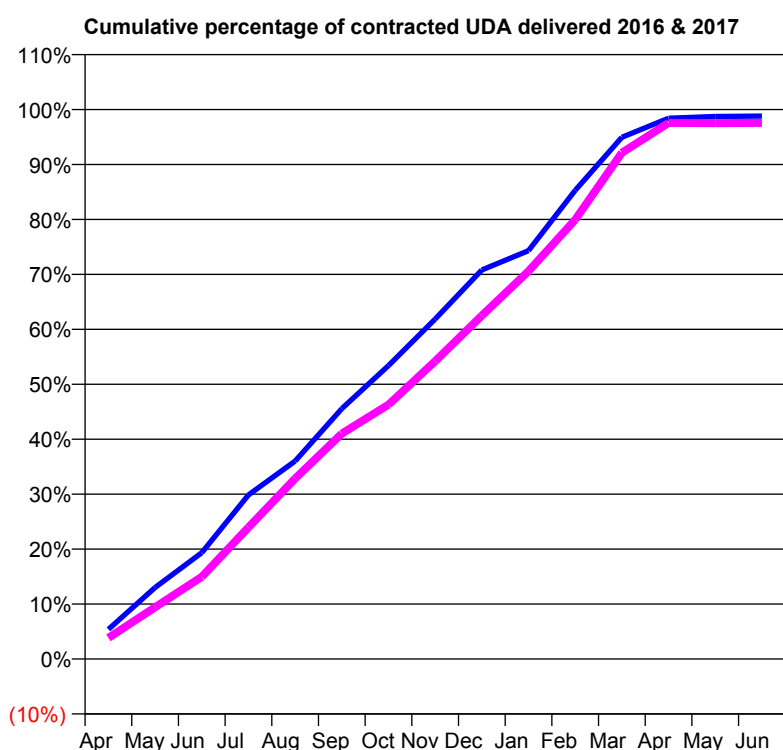
16/17 Contracted general activity (UDA)	7,606
Carry forward general activity (UDA)	92
16/17 Contracted orthodontic activity (UOA)	0
Carry forward orthodontic activity (UOA)	0
Baseline contract value	£165,252.03

ACCESS*

Patients seen in 24 months	Total	Change since previous quarter
Quarter ending March 2016	4,070	
Quarter ending June 2016	4,080	→
Quarter ending September 2016	4,065	→
Quarter ending December 2016	4,038	→
Quarter ending March 2017	4,110	→
Variance since March 2016	1.0%	→



ACTIVITY



Adjusted Scheduled Activity (UDA)		
Month	2016	2017
April	413	293
May	998	717
June	1,483	1,137
July	2,287	1,823
August	2,759	2,497
September	3,488	3,121
October	4,089	3,521
November	4,737	4,123
December	5,421	4,754
January	5,690	5,369
February	6,530	6,080
March	7,270	7,007
April	7,536	7,420
May	7,561	7,417
June	7,565	7,421

QUALITY

	Quantity	Base Number	Contract	AT	Region	England
% of FP17s for the same patient ID Re-attending within 3 months - Children	122	1,958	6.2%	11.9%	11.9%	12.3%
% of FP17s for the same patient ID Re-attending within 3 months - Adults	645	3,784	17.0%	15.7%	16.6%	16.7%
% of FP17s for the same patient ID Re-attending between 3 & 9 months - Children	1,177	1,958	60.1%	57.2%	60.2%	57.6%
% of FP17s for the same patient ID Re-attending between 3 & 9 months - Adults	2,028	3,784	53.6%	48.2%	51.5%	50.1%
% of FP17s for Band 1 Urgent Courses	251	4,092	6.1%	9.7%	9.5%	9.1%
% of FP17s Relating to Free Repair or Replacements	69	4,092	1.7%	0.8%	0.7%	0.8%
% of FP17s Relating to Continuations	50	4,092	1.2%	0.9%	1.2%	1.2%
% of Patients satisfied with the dentistry they have received	10	10	100.0%	93.1%	93.1%	92.8%
% of Patients satisfied with the time they had to wait for an appointment	9	10	90.0%	89.9%	88.8%	88.7%

* This is based on patients treated on this contract for their most recent course of treatment. Figures in italics indicate the base number of FP17s or Patient Questionnaire responses are less than 100. N/A is shown where the base number of responses is less than 10 during the period. % is calculated as Quantity/Base number*100

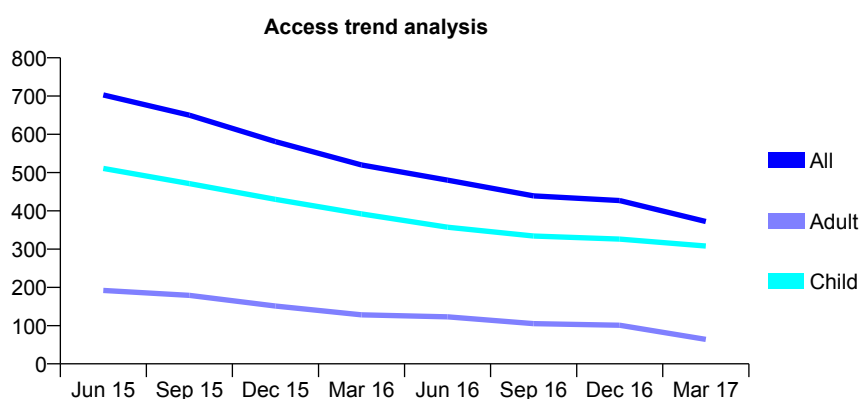
Q69 - Vital Signs At a Glance Contract Report for 220426/0001 - Year end March 2017

Name or company name	MR MD JACKSON
Contract type name	GDS Contract
Purpose of contract	General
Contract start date	01/04/2006
Contract end date	

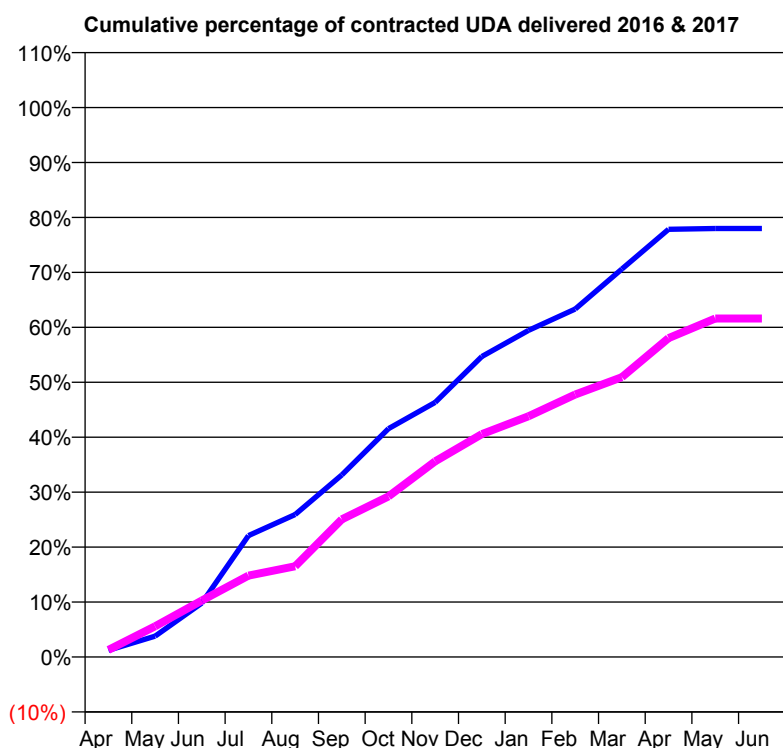
16/17 Contracted general activity (UDA)	1,236
Carry forward general activity (UDA)	0
16/17 Contracted orthodontic activity (UOA)	0
Carry forward orthodontic activity (UOA)	0
Baseline contract value	£29,227.50

ACCESS*

Patients seen in 24 months	Total	Change since previous quarter
Quarter ending March 2016	520	
Quarter ending June 2016	480	↓
Quarter ending September 2016	439	↓
Quarter ending December 2016	427	↓
Quarter ending March 2017	372	↓
Variance since March 2016	(28.5%)	↓



ACTIVITY



Month	Adjusted Scheduled Activity (UDA)	
	2016	2017
April	15	16
May	47	69
June	121	127
July	273	183
August	320	204
September	410	310
October	514	361
November	573	440
December	676	501
January	735	541
February	783	590
March	873	629
April	962	717
May	964	761
June	964	761

QUALITY

	Quantity	Base Number	Contract	AT	Region	England
% of FP17s for the same patient ID Re-attending within 3 months - Children	100	522	19.2%	11.9%	11.9%	12.3%
% of FP17s for the same patient ID Re-attending within 3 months - Adults	14	42	33.3%	15.7%	16.6%	16.7%
% of FP17s for the same patient ID Re-attending between 3 & 9 months - Children	310	522	59.4%	57.2%	60.2%	57.6%
% of FP17s for the same patient ID Re-attending between 3 & 9 months - Adults	22	42	52.4%	48.2%	51.5%	50.1%
% of FP17s for Band 1 Urgent Courses	7	595	1.2%	9.7%	9.5%	9.1%
% of FP17s Relating to Free Repair or Replacements	0	595	0.0%	0.8%	0.7%	0.8%
% of FP17s Relating to Continuations	0	595	0.0%	0.9%	1.2%	1.2%
% of Patients satisfied with the dentistry they have received	0	0	N/A	93.1%	93.1%	92.8%
% of Patients satisfied with the time they had to wait for an appointment	0	0	N/A	89.9%	88.8%	88.7%

* This is based on patients treated on this contract for their most recent course of treatment. Figures in italics indicate the base number of FP17s or Patient Questionnaire responses are less than 100. N/A is shown where the base number of responses is less than 10 during the period. % is calculated as Quantity/Base number*100

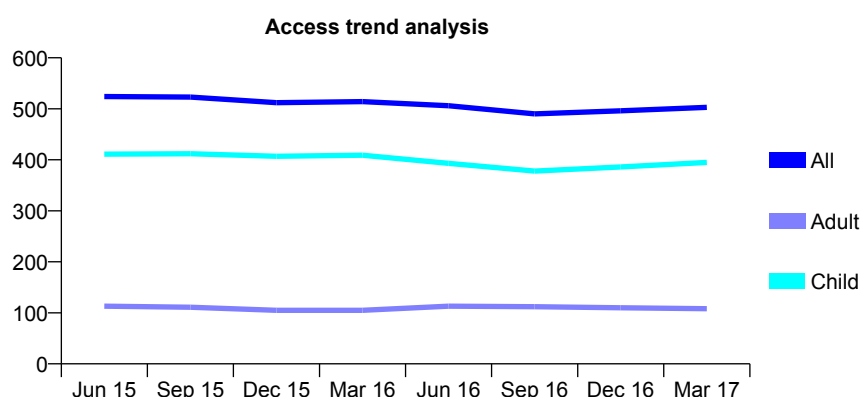
Q69 - Vital Signs At a Glance Contract Report for 220817/0001 - Year end March 2017

Name or company name	MR PJ ALLEN
Contract type name	GDS Contract
Purpose of contract	General
Contract start date	01/04/2006
Contract end date	

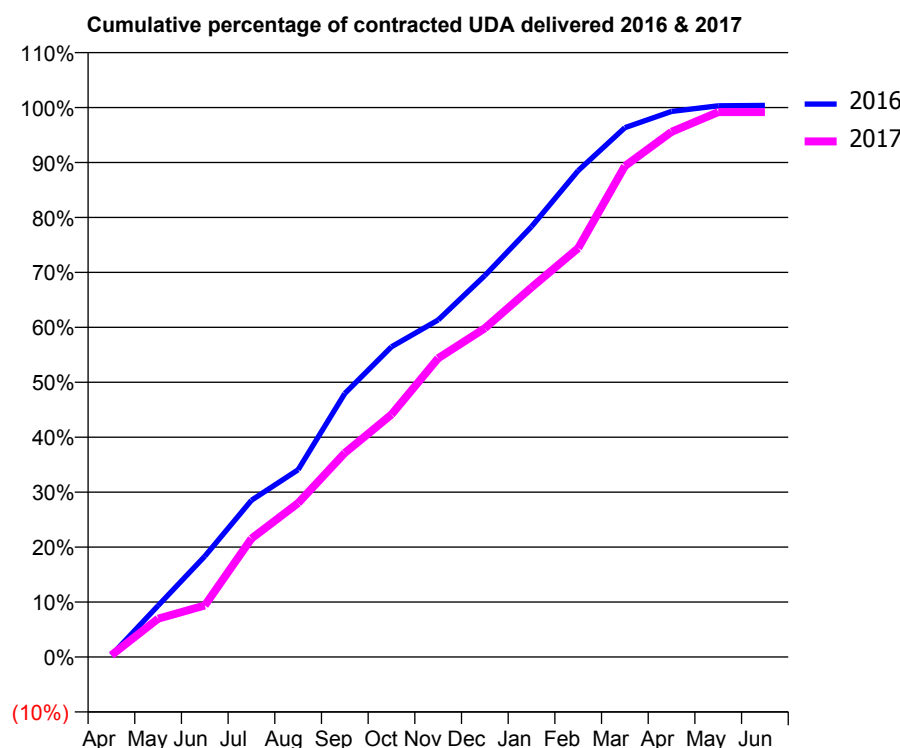
16/17 Contracted general activity (UDA)	1,191
Carry forward general activity (UDA)	-4
16/17 Contracted orthodontic activity (UOA)	0
Carry forward orthodontic activity (UOA)	0
Baseline contract value	£28,420.01

ACCESS*

Patients seen in 24 months	Total	Change since previous quarter
Quarter ending March 2016	514	
Quarter ending June 2016	506	↓
Quarter ending September 2016	490	↓
Quarter ending December 2016	496	→
Quarter ending March 2017	503	→
Variance since March 2016	(2.1%)	↓



ACTIVITY



Adjusted Scheduled Activity (UDA)		
Month	2016	2017
April	4	4
May	111	83
June	218	112
July	340	257
August	406	334
September	571	442
October	672	526
November	731	648
December	827	713
January	933	801
February	1,054	886
March	1,147	1,064
April	1,183	1,138
May	1,195	1,181
June	1,196	1,181

QUALITY

	Quantity	Base Number	Contract	AT	Region	England
% of FP17s for the same patient ID Re-attending within 3 months - Children	44	627	7.0%	11.9%	11.9%	12.3%
% of FP17s for the same patient ID Re-attending within 3 months - Adults	19	114	16.7%	15.7%	16.6%	16.7%
% of FP17s for the same patient ID Re-attending between 3 & 9 months - Children	400	627	63.8%	57.2%	60.2%	57.6%
% of FP17s for the same patient ID Re-attending between 3 & 9 months - Adults	66	114	57.9%	48.2%	51.5%	50.1%
% of FP17s for Band 1 Urgent Courses	21	747	2.8%	9.7%	9.5%	9.1%
% of FP17s Relating to Free Repair or Replacements	0	747	0.0%	0.8%	0.7%	0.8%
% of FP17s Relating to Continuations	0	747	0.0%	0.9%	1.2%	1.2%
% of Patients satisfied with the dentistry they have received	0	0	N/A	93.1%	93.1%	92.8%
% of Patients satisfied with the time they had to wait for an appointment	0	0	N/A	89.9%	88.8%	88.7%

* This is based on patients treated on this contract for their most recent course of treatment. Figures in italics indicate the base number of FP17s or Patient Questionnaire responses are less than 100. N/A is shown where the base number of responses is less than 10 during the period. % is calculated as Quantity/Base number*100

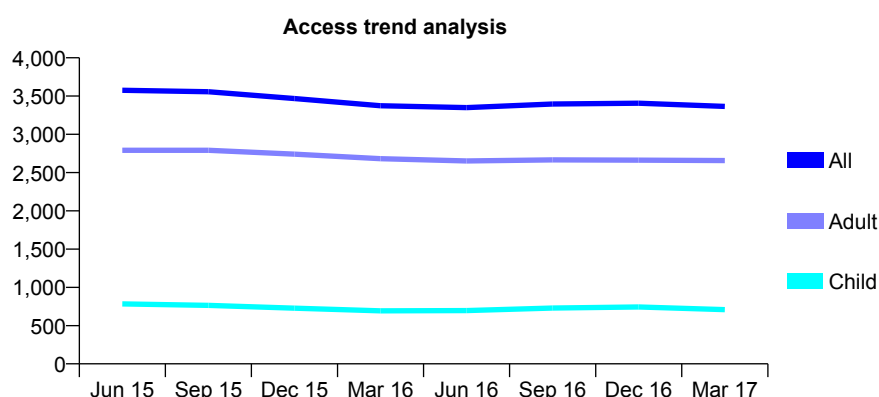
Q69 - Vital Signs At a Glance Contract Report for 221384/0001 - Year end March 2017

Name or company name	MRS AS FASS
Contract type name	GDS Contract
Purpose of contract	General
Contract start date	01/04/2006
Contract end date	

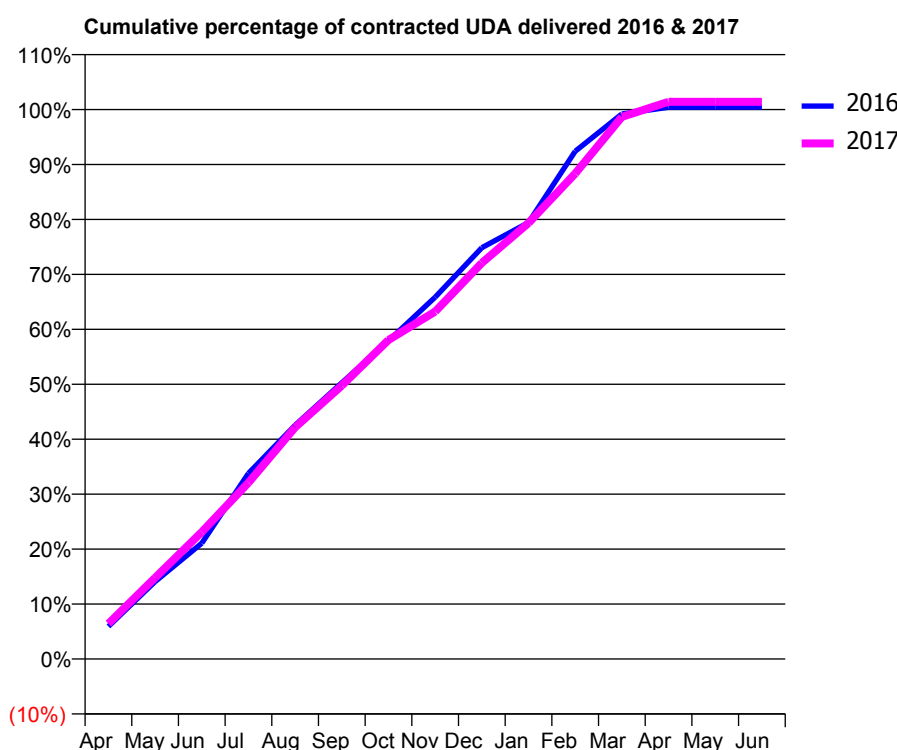
16/17 Contracted general activity (UDA)	7,565
Carry forward general activity (UDA)	-32
16/17 Contracted orthodontic activity (UOA)	0
Carry forward orthodontic activity (UOA)	0
Baseline contract value	£179,797.43

ACCESS*

Patients seen in 24 months	Total	Change since previous quarter
Quarter ending March 2016	3,374	
Quarter ending June 2016	3,349	→
Quarter ending September 2016	3,396	→
Quarter ending December 2016	3,406	→
Quarter ending March 2017	3,365	↓
Variance since March 2016	(0.3%)	→



ACTIVITY



Month	Adjusted Scheduled Activity (UDA)	
	2016	2017
April	448	487
May	1,065	1,119
June	1,594	1,749
July	2,557	2,428
August	3,219	3,189
September	3,802	3,765
October	4,381	4,393
November	4,981	4,783
December	5,663	5,453
January	6,010	6,002
February	6,991	6,683
March	7,504	7,463
April	7,595	7,672
May	7,597	7,672
June	7,597	7,672

QUALITY

	Quantity	Base Number	Contract	AT	Region	England
% of FP17s for the same patient ID Re-attending within 3 months - Children	28	889	3.1%	11.9%	11.9%	12.3%
% of FP17s for the same patient ID Re-attending within 3 months - Adults	195	3,133	6.2%	15.7%	16.6%	16.7%
% of FP17s for the same patient ID Re-attending between 3 & 9 months - Children	286	889	32.2%	57.2%	60.2%	57.6%
% of FP17s for the same patient ID Re-attending between 3 & 9 months - Adults	1,097	3,133	35.0%	48.2%	51.5%	50.1%
% of FP17s for Band 1 Urgent Courses	238	4,093	5.8%	9.7%	9.5%	9.1%
% of FP17s Relating to Free Repair or Replacements	39	4,093	1.0%	0.8%	0.7%	0.8%
% of FP17s Relating to Continuations	7	4,093	0.2%	0.9%	1.2%	1.2%
% of Patients satisfied with the dentistry they have received	2	2	N/A	93.1%	93.1%	92.8%
% of Patients satisfied with the time they had to wait for an appointment	2	2	N/A	89.9%	88.8%	88.7%

* This is based on patients treated on this contract for their most recent course of treatment. Figures in italics indicate the base number of FP17s or Patient Questionnaire responses are less than 100. N/A is shown where the base number of responses is less than 10 during the period. % is calculated as Quantity/Base number*100

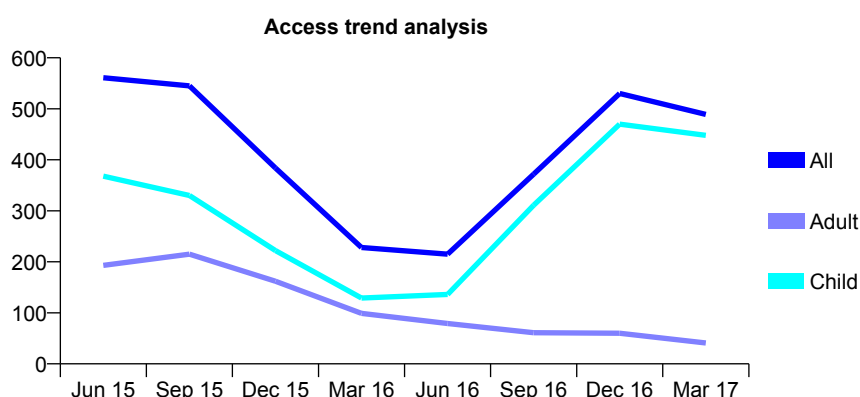
Q69 - Vital Signs At a Glance Contract Report for 230456/0001 - Year end March 2017

Name or company name	MRS BM MACMILLAN
Contract type name	GDS Contract
Purpose of contract	General
Contract start date	01/04/2006
Contract end date	

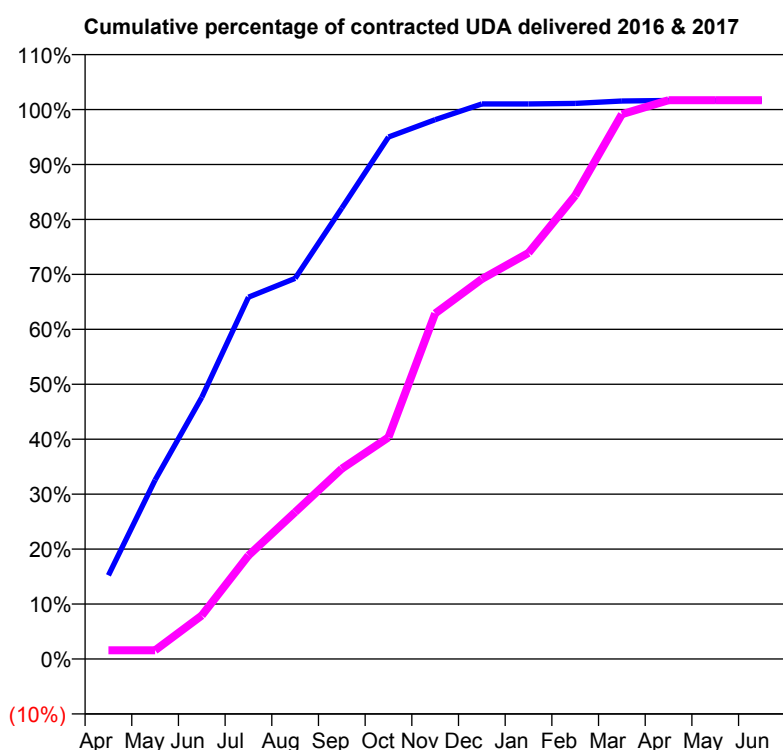
16/17 Contracted general activity (UDA)	950
Carry forward general activity (UDA)	-15
16/17 Contracted orthodontic activity (UOA)	0
Carry forward orthodontic activity (UOA)	0
Baseline contract value	£22,462.89

ACCESS*

Patients seen in 24 months	Total	Change since previous quarter
Quarter ending March 2016	228	
Quarter ending June 2016	215	↓
Quarter ending September 2016	372	↑
Quarter ending December 2016	530	↑
Quarter ending March 2017	489	↓
Variance since March 2016	114.5%	↑



ACTIVITY



Adjusted Scheduled Activity (UDA)		
Month	2016	2017
April	145	15
May	309	15
June	452	75
July	626	179
August	658	254
September	780	329
October	902	383
November	932	597
December	960	657
January	960	702
February	961	801
March	965	942
April	966	966
May	966	966
June	966	966

QUALITY

	Quantity	Base Number	Contract	AT	Region	England
% of FP17s for the same patient ID Re-attending within 3 months - Children	17	727	2.3%	11.9%	11.9%	12.3%
% of FP17s for the same patient ID Re-attending within 3 months - Adults	0	10	0.0%	15.7%	16.6%	16.7%
% of FP17s for the same patient ID Re-attending between 3 & 9 months - Children	144	727	19.8%	57.2%	60.2%	57.6%
% of FP17s for the same patient ID Re-attending between 3 & 9 months - Adults	0	10	0.0%	48.2%	51.5%	50.1%
% of FP17s for Band 1 Urgent Courses	20	756	2.6%	9.7%	9.5%	9.1%
% of FP17s Relating to Free Repair or Replacements	0	756	0.0%	0.8%	0.7%	0.8%
% of FP17s Relating to Continuations	0	756	0.0%	0.9%	1.2%	1.2%
% of Patients satisfied with the dentistry they have received	0	0	N/A	93.1%	93.1%	92.8%
% of Patients satisfied with the time they had to wait for an appointment	0	0	N/A	89.9%	88.8%	88.7%

* This is based on patients treated on this contract for their most recent course of treatment. Figures in italics indicate the base number of FP17s or Patient Questionnaire responses are less than 100. N/A is shown where the base number of responses is less than 10 during the period. % is calculated as Quantity/Base number*100

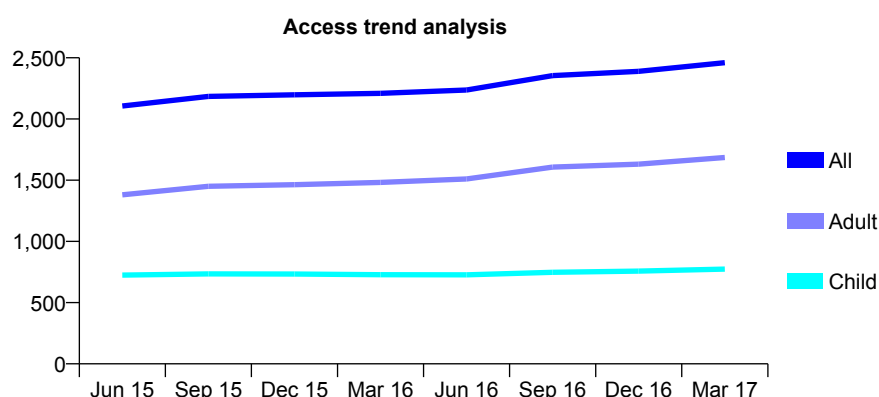
Q69 - Vital Signs At a Glance Contract Report for 231878/0001 - Year end March 2017

Name or company name	MR AF GAON
Contract type name	GDS Contract
Purpose of contract	General
Contract start date	01/04/2006
Contract end date	

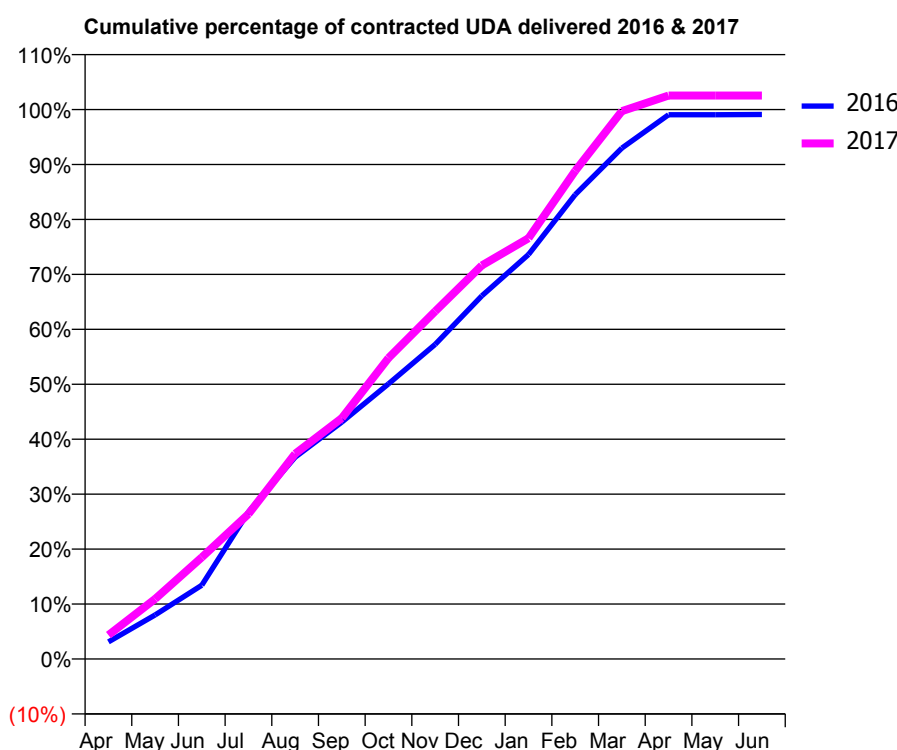
16/17 Contracted general activity (UDA)	6,049
Carry forward general activity (UDA)	-87
16/17 Contracted orthodontic activity (UOA)	0
Carry forward orthodontic activity (UOA)	0
Baseline contract value	£175,931.03

ACCESS*

Patients seen in 24 months	Total	Change since previous quarter
Quarter ending March 2016	2,210	
Quarter ending June 2016	2,237	→
Quarter ending September 2016	2,355	↑
Quarter ending December 2016	2,389	→
Quarter ending March 2017	2,460	↑
Variance since March 2016	11.3%	↑



ACTIVITY



Month	Adjusted Scheduled Activity (UDA)	
	2016	2017
April	193	264
May	496	661
June	832	1,120
July	1,658	1,596
August	2,274	2,260
September	2,669	2,652
October	3,100	3,314
November	3,544	3,827
December	4,092	4,332
January	4,557	4,632
February	5,232	5,374
March	5,756	6,031
April	6,132	6,202
May	6,132	6,202
June	6,134	6,202

QUALITY

	Quantity	Base Number	Contract	AT	Region	England
% of FP17s for the same patient ID Re-attending within 3 months - Children	110	1,297	8.5%	11.9%	11.9%	12.3%
% of FP17s for the same patient ID Re-attending within 3 months - Adults	343	2,487	13.8%	15.7%	16.6%	16.7%
% of FP17s for the same patient ID Re-attending between 3 & 9 months - Children	855	1,297	65.9%	57.2%	60.2%	57.6%
% of FP17s for the same patient ID Re-attending between 3 & 9 months - Adults	1,339	2,487	53.8%	48.2%	51.5%	50.1%
% of FP17s for Band 1 Urgent Courses	207	3,636	5.7%	9.7%	9.5%	9.1%
% of FP17s Relating to Free Repair or Replacements	1	3,636	0.0%	0.8%	0.7%	0.8%
% of FP17s Relating to Continuations	23	3,636	0.6%	0.9%	1.2%	1.2%
% of Patients satisfied with the dentistry they have received	2	2	N/A	93.1%	93.1%	92.8%
% of Patients satisfied with the time they had to wait for an appointment	2	2	N/A	89.9%	88.8%	88.7%

* This is based on patients treated on this contract for their most recent course of treatment. Figures in italics indicate the base number of FP17s or Patient Questionnaire responses are less than 100. N/A is shown where the base number of responses is less than 10 during the period. % is calculated as Quantity/Base number*100

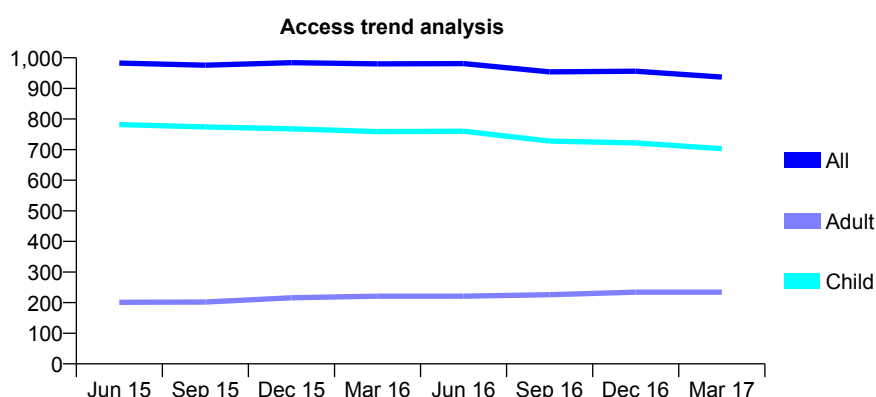
Q69 - Vital Signs At a Glance Contract Report for 233269/0001 - Year end March 2017

Name or company name	MR JD BARLOW
Contract type name	GDS Contract
Purpose of contract	General
Contract start date	01/04/2006
Contract end date	

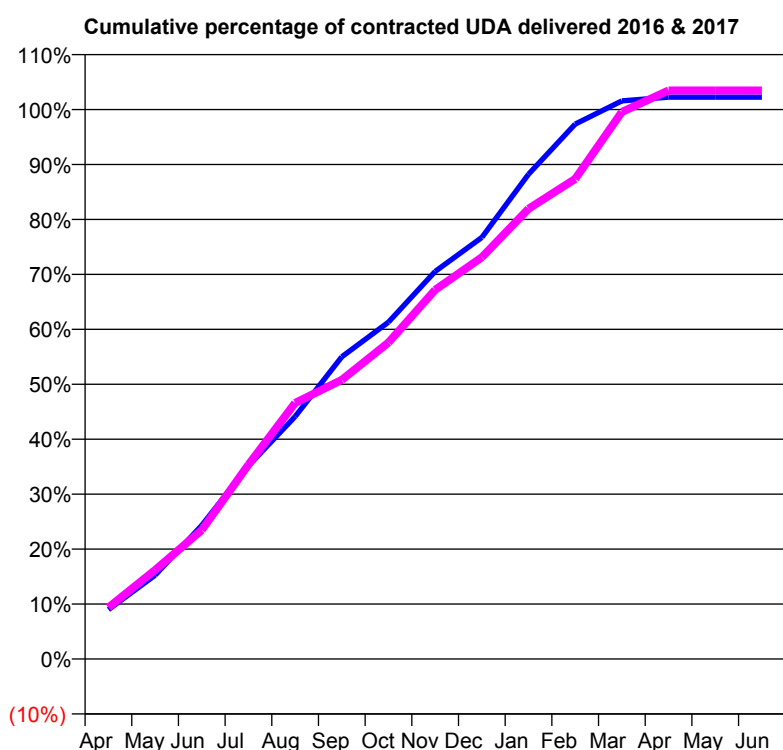
16/17 Contracted general activity (UDA)	1,471
Carry forward general activity (UDA)	-29
16/17 Contracted orthodontic activity (UOA)	0
Carry forward orthodontic activity (UOA)	0
Baseline contract value	£32,316.59

ACCESS*

Patients seen in 24 months	Total	Change since previous quarter
Quarter ending March 2016	980	
Quarter ending June 2016	981	→
Quarter ending September 2016	954	↓
Quarter ending December 2016	956	→
Quarter ending March 2017	937	↓
Variance since March 2016	(4.4%)	↓



ACTIVITY



Adjusted Scheduled Activity (UDA)		
Month	2016	2017
April	132	138
May	224	238
June	358	345
July	517	520
August	649	685
September	809	747
October	902	847
November	1,038	988
December	1,129	1,075
January	1,298	1,205
February	1,432	1,285
March	1,494	1,464
April	1,504	1,522
May	1,504	1,522
June	1,504	1,522

QUALITY

	Quantity	Base Number	Contract	AT	Region	England
% of FP17s for the same patient ID Re-attending within 3 months - Children	25	974	2.6%	11.9%	11.9%	12.3%
% of FP17s for the same patient ID Re-attending within 3 months - Adults	4	144	2.8%	15.7%	16.6%	16.7%
% of FP17s for the same patient ID Re-attending between 3 & 9 months - Children	546	974	56.1%	57.2%	60.2%	57.6%
% of FP17s for the same patient ID Re-attending between 3 & 9 months - Adults	58	144	40.3%	48.2%	51.5%	50.1%
% of FP17s for Band 1 Urgent Courses	14	1,149	1.2%	9.7%	9.5%	9.1%
% of FP17s Relating to Free Repair or Replacements	0	1,149	0.0%	0.8%	0.7%	0.8%
% of FP17s Relating to Continuations	5	1,149	0.4%	0.9%	1.2%	1.2%
% of Patients satisfied with the dentistry they have received	1	1	N/A	93.1%	93.1%	92.8%
% of Patients satisfied with the time they had to wait for an appointment	1	1	N/A	89.9%	88.8%	88.7%

* This is based on patients treated on this contract for their most recent course of treatment. Figures in italics indicate the base number of FP17s or Patient Questionnaire responses are less than 100. N/A is shown where the base number of responses is less than 10 during the period. % is calculated as Quantity/Base number*100

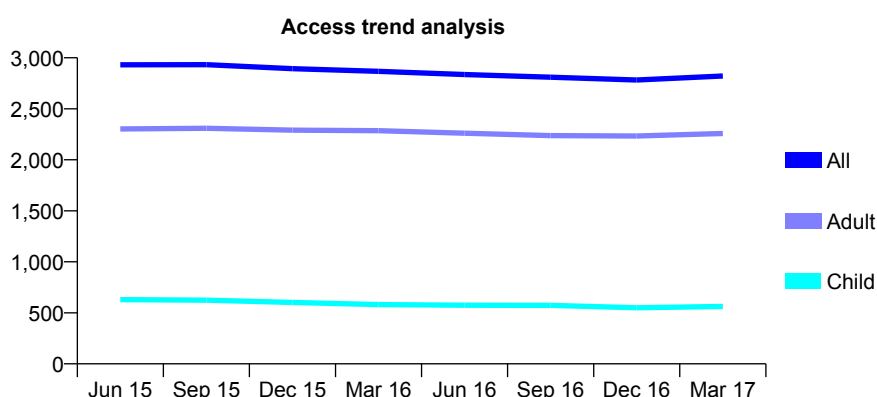
Q69 - Vital Signs At a Glance Contract Report for 234907/0001 - Year end March 2017

Name or company name	MRS SV TAFFT
Contract type name	GDS Contract
Purpose of contract	General
Contract start date	01/04/2006
Contract end date	

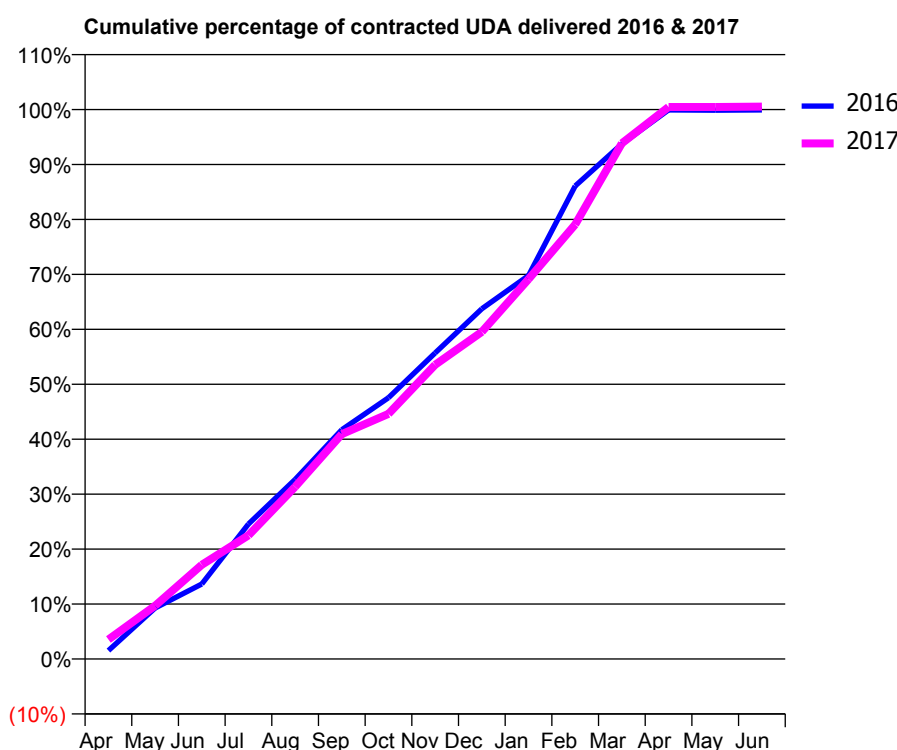
16/17 Contracted general activity (UDA)	8,926
Carry forward general activity (UDA)	8
16/17 Contracted orthodontic activity (UOA)	0
Carry forward orthodontic activity (UOA)	0
Baseline contract value	£210,994.23

ACCESS*

Patients seen in 24 months	Total	Change since previous quarter
Quarter ending March 2016	2,867	
Quarter ending June 2016	2,836	↓
Quarter ending September 2016	2,810	→
Quarter ending December 2016	2,783	→
Quarter ending March 2017	2,821	→
Variance since March 2016	(1.6%)	↓



ACTIVITY



Adjusted Scheduled Activity (UDA)		
Month	2016	2017
April	139	317
May	829	864
June	1,218	1,531
July	2,193	2,010
August	2,916	2,796
September	3,724	3,652
October	4,244	3,981
November	4,973	4,779
December	5,690	5,314
January	6,230	6,171
February	7,684	7,059
March	8,367	8,378
April	8,918	8,967
May	8,915	8,966
June	8,919	8,973

QUALITY

	Quantity	Base Number	Contract	AT	Region	England
% of FP17s for the same patient ID Re-attending within 3 months - Children	95	960	9.9%	11.9%	11.9%	12.3%
% of FP17s for the same patient ID Re-attending within 3 months - Adults	405	3,601	11.2%	15.7%	16.6%	16.7%
% of FP17s for the same patient ID Re-attending between 3 & 9 months - Children	631	960	65.7%	57.2%	60.2%	57.6%
% of FP17s for the same patient ID Re-attending between 3 & 9 months - Adults	2,495	3,601	69.3%	48.2%	51.5%	50.1%
% of FP17s for Band 1 Urgent Courses	168	4,546	3.7%	9.7%	9.5%	9.1%
% of FP17s Relating to Free Repair or Replacements	22	4,546	0.5%	0.8%	0.7%	0.8%
% of FP17s Relating to Continuations	58	4,546	1.3%	0.9%	1.2%	1.2%
% of Patients satisfied with the dentistry they have received	6	6	N/A	93.1%	93.1%	92.8%
% of Patients satisfied with the time they had to wait for an appointment	5	6	N/A	89.9%	88.8%	88.7%

* This is based on patients treated on this contract for their most recent course of treatment. Figures in italics indicate the base number of FP17s or Patient Questionnaire responses are less than 100. N/A is shown where the base number of responses is less than 10 during the period. % is calculated as Quantity/Base number*100

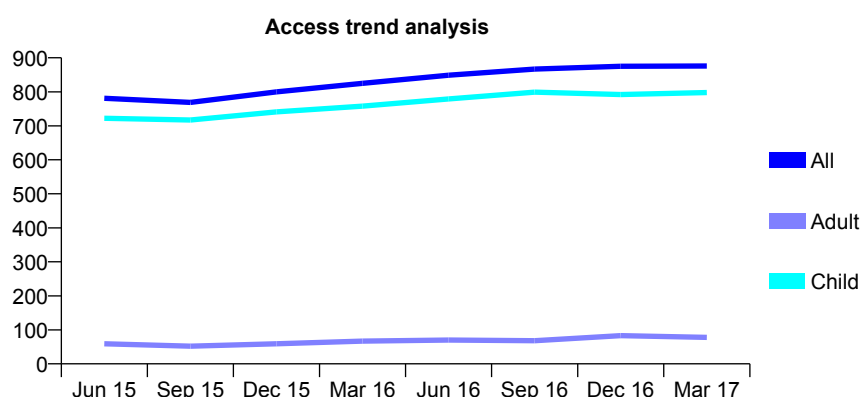
Q69 - Vital Signs At a Glance Contract Report for 235849/0001 - Year end March 2017

Name or company name	MR JM BROWN
Contract type name	GDS Contract
Purpose of contract	General
Contract start date	01/04/2006
Contract end date	

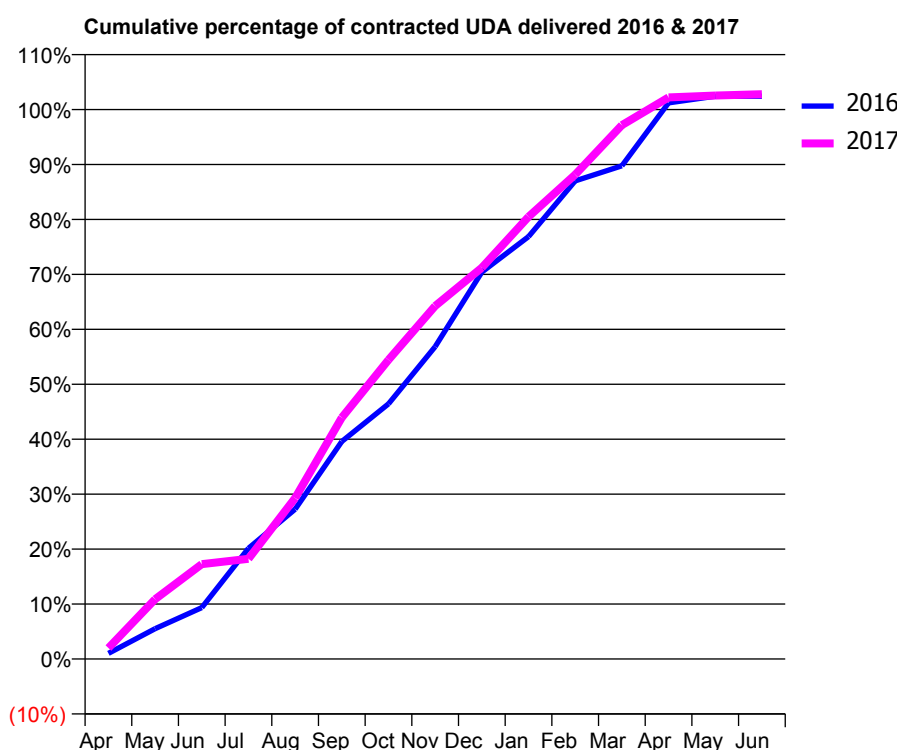
16/17 Contracted general activity (UDA)	1,254
Carry forward general activity (UDA)	-25
16/17 Contracted orthodontic activity (UOA)	0
Carry forward orthodontic activity (UOA)	0
Baseline contract value	£23,360.96

ACCESS*

Patients seen in 24 months	Total	Change since previous quarter
Quarter ending March 2016	825	
Quarter ending June 2016	849	↑
Quarter ending September 2016	867	↑
Quarter ending December 2016	875	→
Quarter ending March 2017	876	→
Variance since March 2016	6.2%	↑



ACTIVITY



Month	Adjusted Scheduled Activity (UDA)	
	2016	2017
April	13	25
May	69	136
June	117	217
July	253	229
August	342	368
September	497	551
October	582	683
November	713	806
December	883	893
January	964	1,009
February	1,091	1,105
March	1,126	1,218
April	1,269	1,282
May	1,284	1,286
June	1,284	1,289

QUALITY

	Quantity	Base Number	Contract	AT	Region	England
% of FP17s for the same patient ID Re-attending within 3 months - Children	46	1,202	3.8%	11.9%	11.9%	12.3%
% of FP17s for the same patient ID Re-attending within 3 months - Adults	0	2	0.0%	15.7%	16.6%	16.7%
% of FP17s for the same patient ID Re-attending between 3 & 9 months - Children	695	1,202	57.8%	57.2%	60.2%	57.6%
% of FP17s for the same patient ID Re-attending between 3 & 9 months - Adults	0	2	0.0%	48.2%	51.5%	50.1%
% of FP17s for Band 1 Urgent Courses	40	1,132	3.5%	9.7%	9.5%	9.1%
% of FP17s Relating to Free Repair or Replacements	0	1,132	0.0%	0.8%	0.7%	0.8%
% of FP17s Relating to Continuations	0	1,132	0.0%	0.9%	1.2%	1.2%
% of Patients satisfied with the dentistry they have received	0	0	N/A	93.1%	93.1%	92.8%
% of Patients satisfied with the time they had to wait for an appointment	0	0	N/A	89.9%	88.8%	88.7%

* This is based on patients treated on this contract for their most recent course of treatment. Figures in italics indicate the base number of FP17s or Patient Questionnaire responses are less than 100. N/A is shown where the base number of responses is less than 10 during the period. % is calculated as Quantity/Base number*100

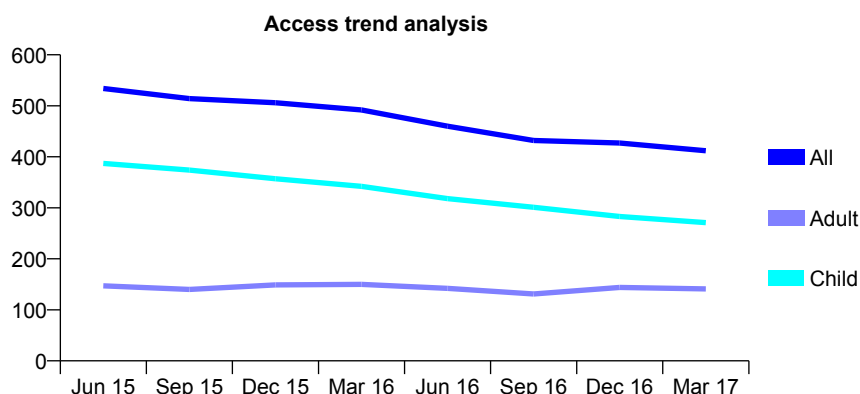
Q69 - Vital Signs At a Glance Contract Report for 237558/0001 - Year end March 2017

Name or company name	MR AS TIERNEY
Contract type name	GDS Contract
Purpose of contract	General
Contract start date	02/07/2012
Contract end date	

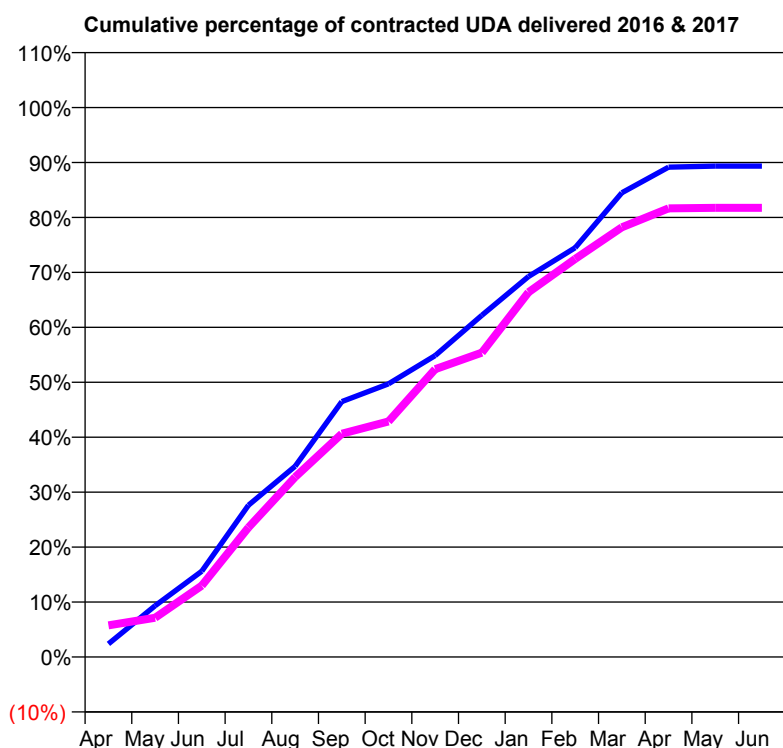
16/17 Contracted general activity (UDA)	938
Carry forward general activity (UDA)	0
16/17 Contracted orthodontic activity (UOA)	0
Carry forward orthodontic activity (UOA)	0
Baseline contract value	£16,865.06

ACCESS*

Patients seen in 24 months	Total	Change since previous quarter
Quarter ending March 2016	492	
Quarter ending June 2016	460	↓
Quarter ending September 2016	432	↓
Quarter ending December 2016	427	↓
Quarter ending March 2017	412	↓
Variance since March 2016	(16.3%)	↓



ACTIVITY



Month	Adjusted Scheduled Activity (UDA)	
	2016	2017
April	25	54
May	98	67
June	164	122
July	290	221
August	365	307
September	488	381
October	522	402
November	576	491
December	653	520
January	727	623
February	782	680
March	887	734
April	936	766
May	938	767
June	938	767

QUALITY

	Quantity	Base Number	Contract	AT	Region	England
% of FP17s for the same patient ID Re-attending within 3 months - Children	25	493	5.1%	11.9%	11.9%	12.3%
% of FP17s for the same patient ID Re-attending within 3 months - Adults	4	87	4.6%	15.7%	16.6%	16.7%
% of FP17s for the same patient ID Re-attending between 3 & 9 months - Children	363	493	73.6%	57.2%	60.2%	57.6%
% of FP17s for the same patient ID Re-attending between 3 & 9 months - Adults	70	87	80.5%	48.2%	51.5%	50.1%
% of FP17s for Band 1 Urgent Courses	4	564	0.7%	9.7%	9.5%	9.1%
% of FP17s Relating to Free Repair or Replacements	0	564	0.0%	0.8%	0.7%	0.8%
% of FP17s Relating to Continuations	0	564	0.0%	0.9%	1.2%	1.2%
% of Patients satisfied with the dentistry they have received	0	0	N/A	93.1%	93.1%	92.8%
% of Patients satisfied with the time they had to wait for an appointment	0	0	N/A	89.9%	88.8%	88.7%

* This is based on patients treated on this contract for their most recent course of treatment. Figures in italics indicate the base number of FP17s or Patient Questionnaire responses are less than 100. N/A is shown where the base number of responses is less than 10 during the period. % is calculated as Quantity/Base number*100

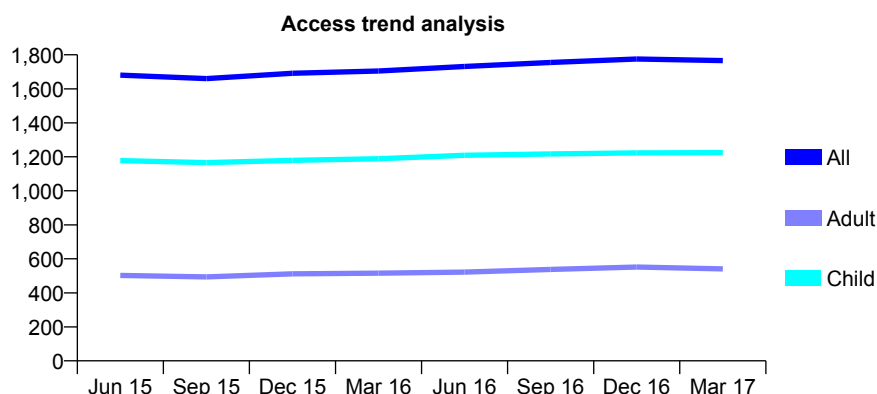
Q69 - Vital Signs At a Glance Contract Report for 237620/0001 - Year end March 2017

Name or company name	MISS NJ BEARDSLEY
Contract type name	GDS Contract
Purpose of contract	General
Contract start date	01/04/2006
Contract end date	

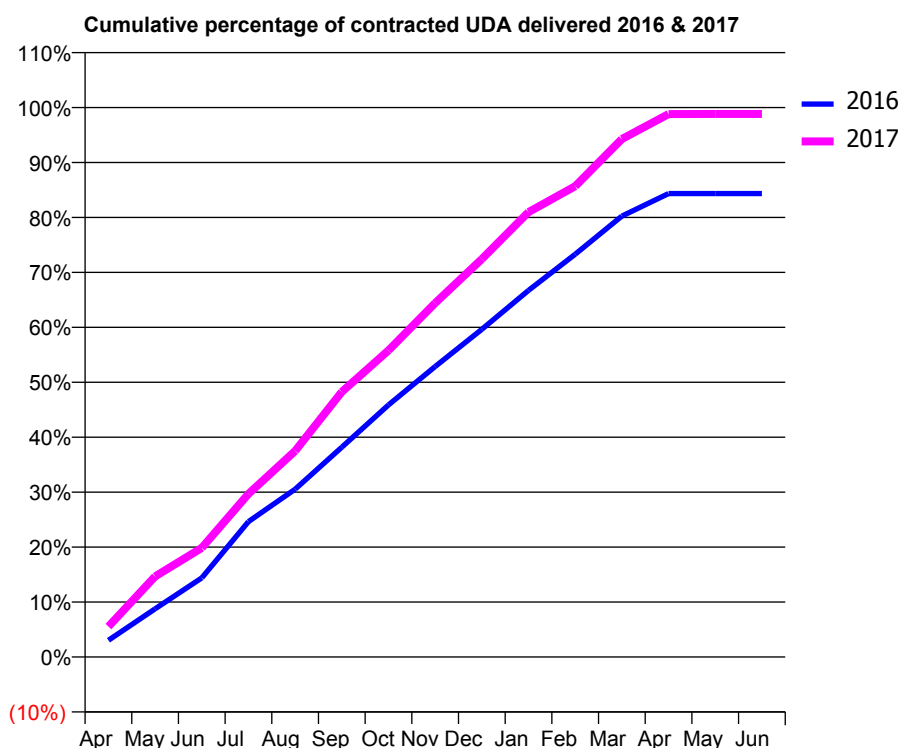
16/17 Contracted general activity (UDA)	5,732
Carry forward general activity (UDA)	0
16/17 Contracted orthodontic activity (UOA)	0
Carry forward orthodontic activity (UOA)	0
Baseline contract value	£147,970.69

ACCESS*

Patients seen in 24 months	Total	Change since previous quarter
Quarter ending March 2016	1,705	
Quarter ending June 2016	1,731	→
Quarter ending September 2016	1,755	→
Quarter ending December 2016	1,775	→
Quarter ending March 2017	1,766	→
Variance since March 2016	3.6%	↑



ACTIVITY



Adjusted Scheduled Activity (UDA)		
Month	2016	2017
April	207	318
May	597	841
June	979	1,138
July	1,675	1,701
August	2,075	2,150
September	2,595	2,766
October	3,118	3,198
November	3,592	3,692
December	4,053	4,152
January	4,534	4,641
February	4,982	4,911
March	5,453	5,403
April	5,731	5,664
May	5,731	5,665
June	5,731	5,665

QUALITY

	Quantity	Base Number	Contract	AT	Region	England
% of FP17s for the same patient ID Re-attending within 3 months - Children	180	2,140	8.4%	11.9%	11.9%	12.3%
% of FP17s for the same patient ID Re-attending within 3 months - Adults	89	719	12.4%	15.7%	16.6%	16.7%
% of FP17s for the same patient ID Re-attending between 3 & 9 months - Children	1,394	2,140	65.1%	57.2%	60.2%	57.6%
% of FP17s for the same patient ID Re-attending between 3 & 9 months - Adults	451	719	62.7%	48.2%	51.5%	50.1%
% of FP17s for Band 1 Urgent Courses	78	2,826	2.8%	9.7%	9.5%	9.1%
% of FP17s Relating to Free Repair or Replacements	1	2,826	0.0%	0.8%	0.7%	0.8%
% of FP17s Relating to Continuations	6	2,826	0.2%	0.9%	1.2%	1.2%
% of Patients satisfied with the dentistry they have received	4	4	N/A	93.1%	93.1%	92.8%
% of Patients satisfied with the time they had to wait for an appointment	4	4	N/A	89.9%	88.8%	88.7%

* This is based on patients treated on this contract for their most recent course of treatment. Figures in italics indicate the base number of FP17s or Patient Questionnaire responses are less than 100. N/A is shown where the base number of responses is less than 10 during the period. % is calculated as Quantity/Base number*100

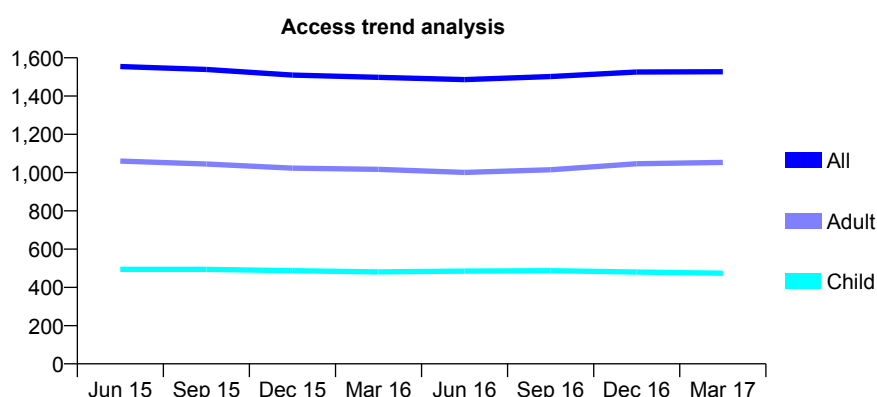
Q69 - Vital Signs At a Glance Contract Report for 238082/0001 - Year end March 2017

Name or company name	MR SK GRAY
Contract type name	GDS Contract
Purpose of contract	General
Contract start date	01/04/2006
Contract end date	

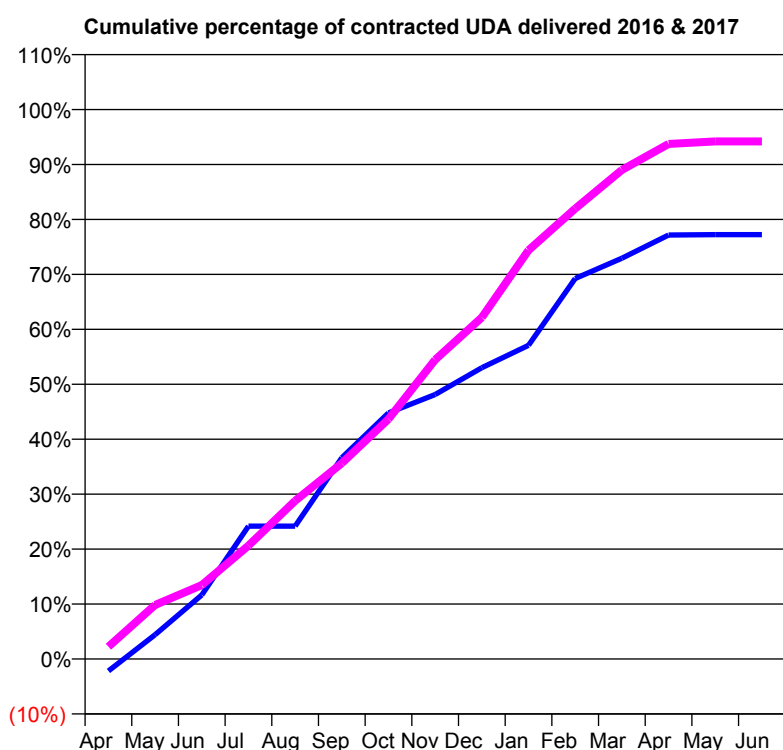
16/17 Contracted general activity (UDA)	3,750
Carry forward general activity (UDA)	0
16/17 Contracted orthodontic activity (UOA)	0
Carry forward orthodontic activity (UOA)	0
Baseline contract value	£88,675.66

ACCESS*

Patients seen in 24 months	Total	Change since previous quarter
Quarter ending March 2016	1,498	
Quarter ending June 2016	1,486	→
Quarter ending September 2016	1,502	→
Quarter ending December 2016	1,526	→
Quarter ending March 2017	1,527	→
Variance since March 2016	1.9%	→



ACTIVITY



Adjusted Scheduled Activity (UDA)		
Month	2016	2017
April	-82	84
May	166	369
June	437	505
July	907	774
August	907	1,080
September	1,374	1,337
October	1,680	1,637
November	1,805	2,042
December	1,988	2,331
January	2,141	2,790
February	2,596	3,074
March	2,735	3,337
April	2,894	3,515
May	2,896	3,532
June	2,896	3,532

QUALITY

	Quantity	Base Number	Contract	AT	Region	England
% of FP17s for the same patient ID Re-attending within 3 months - Children	23	686	3.4%	11.9%	11.9%	12.3%
% of FP17s for the same patient ID Re-attending within 3 months - Adults	147	1,422	10.3%	15.7%	16.6%	16.7%
% of FP17s for the same patient ID Re-attending between 3 & 9 months - Children	374	686	54.5%	57.2%	60.2%	57.6%
% of FP17s for the same patient ID Re-attending between 3 & 9 months - Adults	744	1,422	52.3%	48.2%	51.5%	50.1%
% of FP17s for Band 1 Urgent Courses	83	2,136	3.9%	9.7%	9.5%	9.1%
% of FP17s Relating to Free Repair or Replacements	17	2,136	0.8%	0.8%	0.7%	0.8%
% of FP17s Relating to Continuations	6	2,136	0.3%	0.9%	1.2%	1.2%
% of Patients satisfied with the dentistry they have received	4	5	N/A	93.1%	93.1%	92.8%
% of Patients satisfied with the time they had to wait for an appointment	4	5	N/A	89.9%	88.8%	88.7%

* This is based on patients treated on this contract for their most recent course of treatment. Figures in italics indicate the base number of FP17s or Patient Questionnaire responses are less than 100. N/A is shown where the base number of responses is less than 10 during the period. % is calculated as Quantity/Base number*100

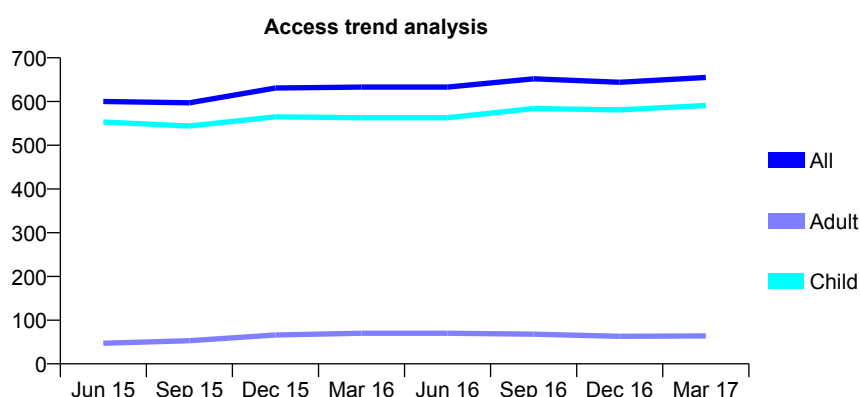
Q69 - Vital Signs At a Glance Contract Report for 239275/0001 - Year end March 2017

Name or company name	MR EP HEMS
Contract type name	GDS Contract
Purpose of contract	General
Contract start date	01/04/2006
Contract end date	

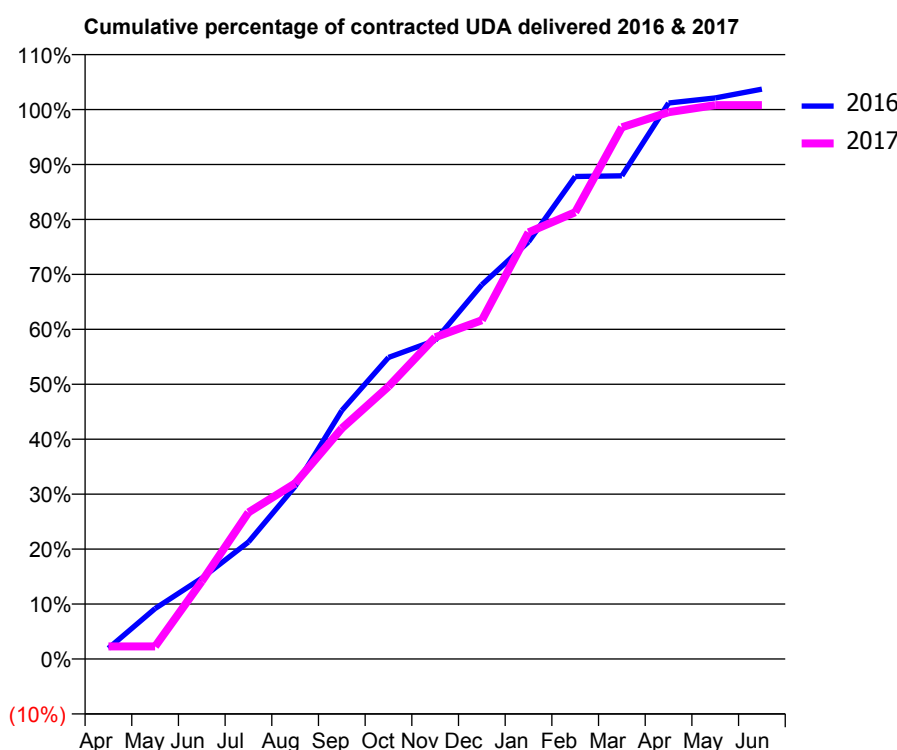
16/17 Contracted general activity (UDA)	870
Carry forward general activity (UDA)	-17
16/17 Contracted orthodontic activity (UOA)	0
Carry forward orthodontic activity (UOA)	0
Baseline contract value	£20,566.29

ACCESS*

Patients seen in 24 months	Total	Change since previous quarter
Quarter ending March 2016	633	
Quarter ending June 2016	633	→
Quarter ending September 2016	652	↑
Quarter ending December 2016	644	↓
Quarter ending March 2017	655	→
Variance since March 2016	3.5%	↑



ACTIVITY



Month	Adjusted Scheduled Activity (UDA)	
	2016	2017
April	17	20
May	80	20
June	128	123
July	185	232
August	273	278
September	393	365
October	477	431
November	504	509
December	593	536
January	661	675
February	764	707
March	765	842
April	880	866
May	888	877
June	902	877

QUALITY

	Quantity	Base Number	Contract	AT	Region	England
% of FP17s for the same patient ID Re-attending within 3 months - Children	50	1,213	4.1%	11.9%	11.9%	12.3%
% of FP17s for the same patient ID Re-attending within 3 months - Adults	0	5	0.0%	15.7%	16.6%	16.7%
% of FP17s for the same patient ID Re-attending between 3 & 9 months - Children	549	1,213	45.3%	57.2%	60.2%	57.6%
% of FP17s for the same patient ID Re-attending between 3 & 9 months - Adults	0	5	0.0%	48.2%	51.5%	50.1%
% of FP17s for Band 1 Urgent Courses	5	640	0.8%	9.7%	9.5%	9.1%
% of FP17s Relating to Free Repair or Replacements	0	640	0.0%	0.8%	0.7%	0.8%
% of FP17s Relating to Continuations	5	640	0.8%	0.9%	1.2%	1.2%
% of Patients satisfied with the dentistry they have received	0	0	N/A	93.1%	93.1%	92.8%
% of Patients satisfied with the time they had to wait for an appointment	0	0	N/A	89.9%	88.8%	88.7%

* This is based on patients treated on this contract for their most recent course of treatment. Figures in italics indicate the base number of FP17s or Patient Questionnaire responses are less than 100. N/A is shown where the base number of responses is less than 10 during the period. % is calculated as Quantity/Base number*100

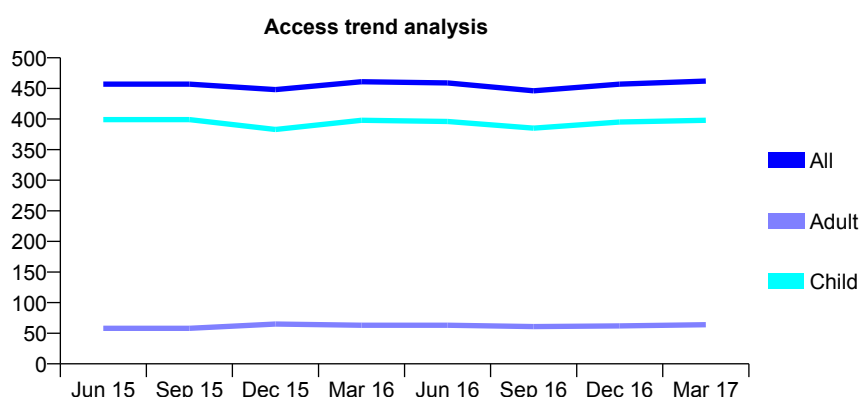
Q69 - Vital Signs At a Glance Contract Report for 244287/0001 - Year end March 2017

Name or company name	MR CR HARRIS
Contract type name	GDS Contract
Purpose of contract	General
Contract start date	01/04/2006
Contract end date	

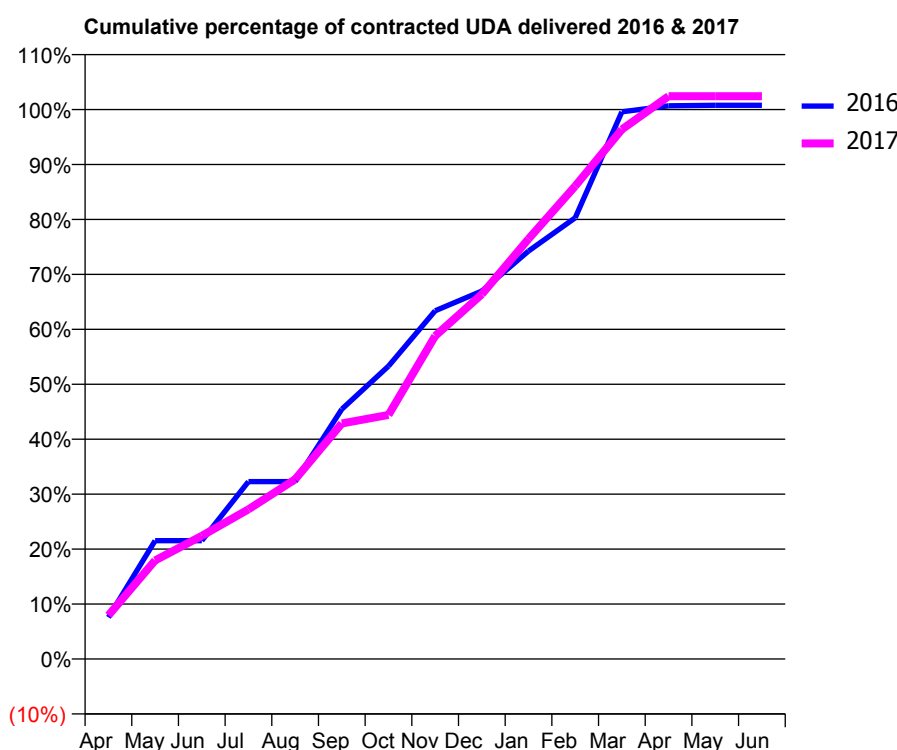
16/17 Contracted general activity (UDA)	1,083
Carry forward general activity (UDA)	-8
16/17 Contracted orthodontic activity (UOA)	0
Carry forward orthodontic activity (UOA)	0
Baseline contract value	£23,211.73

ACCESS*

Patients seen in 24 months	Total	Change since previous quarter
Quarter ending March 2016	461	
Quarter ending June 2016	459	→
Quarter ending September 2016	446	↓
Quarter ending December 2016	457	↑
Quarter ending March 2017	462	→
Variance since March 2016	0.2%	→



ACTIVITY



Adjusted Scheduled Activity (UDA)		
Month	2016	2017
April	82	86
May	233	194
June	233	243
July	350	295
August	350	354
September	492	464
October	577	481
November	686	637
December	725	719
January	804	828
February	869	932
March	1,078	1,044
April	1,090	1,109
May	1,091	1,109
June	1,091	1,109

QUALITY

	Quantity	Base Number	Contract	AT	Region	England
% of FP17s for the same patient ID Re-attending within 3 months - Children	58	647	9.0%	11.9%	11.9%	12.3%
% of FP17s for the same patient ID Re-attending within 3 months - Adults	2	41	4.9%	15.7%	16.6%	16.7%
% of FP17s for the same patient ID Re-attending between 3 & 9 months - Children	422	647	65.2%	57.2%	60.2%	57.6%
% of FP17s for the same patient ID Re-attending between 3 & 9 months - Adults	30	41	73.2%	48.2%	51.5%	50.1%
% of FP17s for Band 1 Urgent Courses	21	708	3.0%	9.7%	9.5%	9.1%
% of FP17s Relating to Free Repair or Replacements	0	708	0.0%	0.8%	0.7%	0.8%
% of FP17s Relating to Continuations	5	708	0.7%	0.9%	1.2%	1.2%
% of Patients satisfied with the dentistry they have received	1	1	N/A	93.1%	93.1%	92.8%
% of Patients satisfied with the time they had to wait for an appointment	1	1	N/A	89.9%	88.8%	88.7%

* This is based on patients treated on this contract for their most recent course of treatment. Figures in italics indicate the base number of FP17s or Patient Questionnaire responses are less than 100. N/A is shown where the base number of responses is less than 10 during the period. % is calculated as Quantity/Base number*100

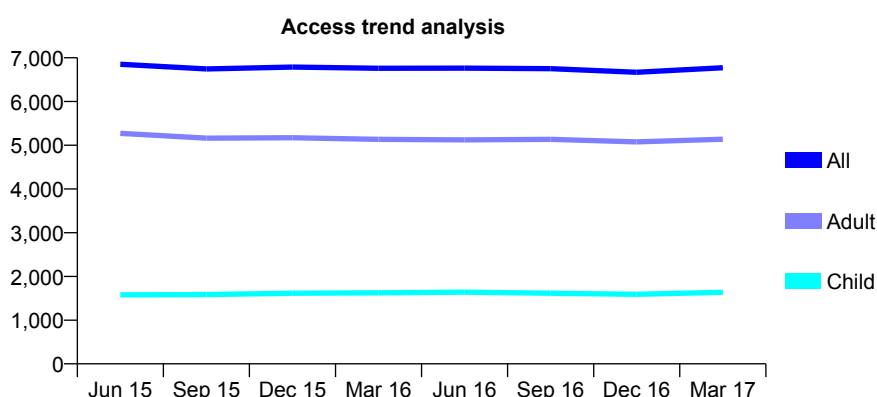
Q69 - Vital Signs At a Glance Contract Report for 250511/0001 - Year end March 2017

Name or company name	Mr BS Degun and Mr DS Jheeta
Contract type name	GDS Contract
Purpose of contract	General
Contract start date	01/04/2006
Contract end date	

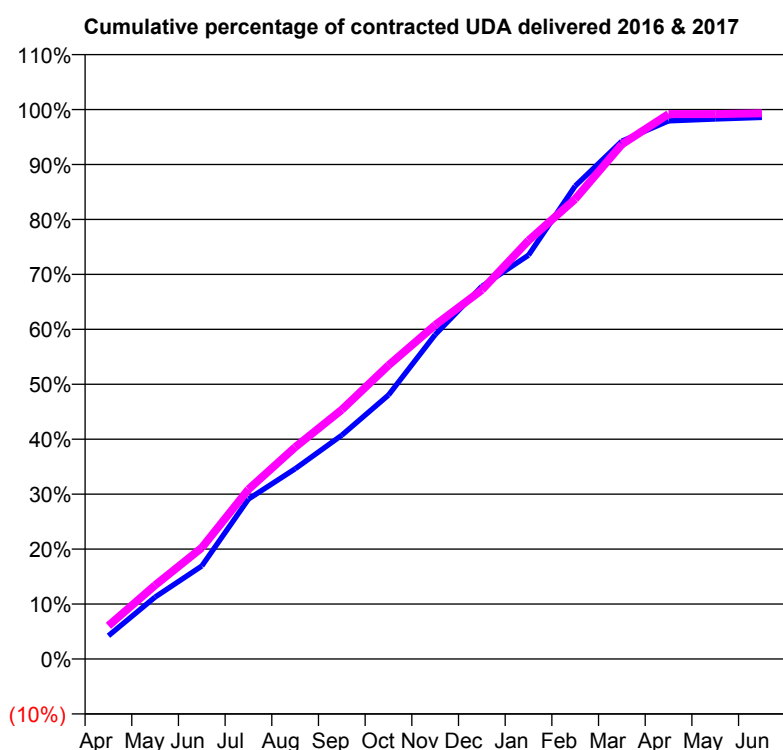
16/17 Contracted general activity (UDA)	21,463
Carry forward general activity (UDA)	-193
16/17 Contracted orthodontic activity (UOA)	0
Carry forward orthodontic activity (UOA)	0
Baseline contract value	£536,256.61

ACCESS*

Patients seen in 24 months	Total	Change since previous quarter
Quarter ending March 2016	6,761	
Quarter ending June 2016	6,764	→
Quarter ending September 2016	6,751	→
Quarter ending December 2016	6,670	↓
Quarter ending March 2017	6,773	→
Variance since March 2016	0.2%	→



ACTIVITY



Adjusted Scheduled Activity (UDA)		
Month	2016	2017
April	932	1,302
May	2,476	2,885
June	3,716	4,346
July	6,394	6,629
August	7,607	8,274
September	8,948	9,735
October	10,552	11,473
November	12,968	13,044
December	14,898	14,414
January	16,144	16,347
February	18,911	17,967
March	20,702	20,101
April	21,510	21,283
May	21,588	21,286
June	21,651	21,313

QUALITY

	Quantity	Base Number	Contract	AT	Region	England
% of FP17s for the same patient ID Re-attending within 3 months - Children	217	2,433	8.9%	11.9%	11.9%	12.3%
% of FP17s for the same patient ID Re-attending within 3 months - Adults	832	6,317	13.2%	15.7%	16.6%	16.7%
% of FP17s for the same patient ID Re-attending between 3 & 9 months - Children	1,256	2,433	51.6%	57.2%	60.2%	57.6%
% of FP17s for the same patient ID Re-attending between 3 & 9 months - Adults	2,895	6,317	45.8%	48.2%	51.5%	50.1%
% of FP17s for Band 1 Urgent Courses	757	8,780	8.6%	9.7%	9.5%	9.1%
% of FP17s Relating to Free Repair or Replacements	35	8,780	0.4%	0.8%	0.7%	0.8%
% of FP17s Relating to Continuations	72	8,780	0.8%	0.9%	1.2%	1.2%
% of Patients satisfied with the dentistry they have received	14	14	100.0%	93.1%	93.1%	92.8%
% of Patients satisfied with the time they had to wait for an appointment	13	14	92.9%	89.9%	88.8%	88.7%

* This is based on patients treated on this contract for their most recent course of treatment. Figures in italics indicate the base number of FP17s or Patient Questionnaire responses are less than 100. N/A is shown where the base number of responses is less than 10 during the period. % is calculated as Quantity/Base number*100

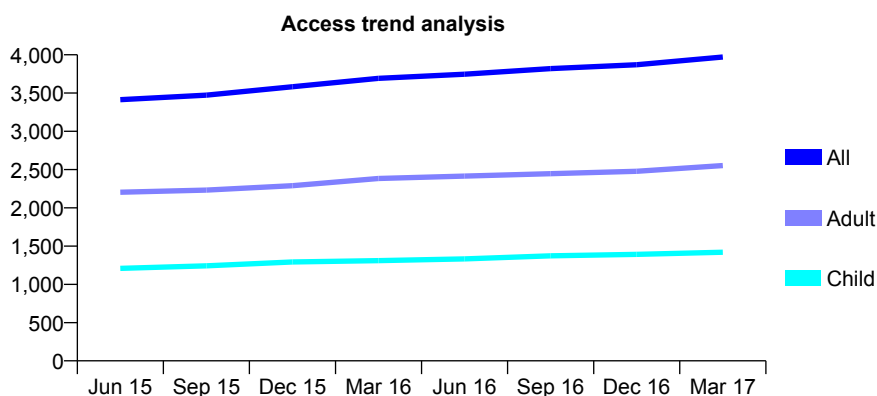
Q69 - Vital Signs At a Glance Contract Report for 250929/0001 - Year end March 2017

Name or company name	MR JS GILL
Contract type name	GDS Contract
Purpose of contract	General
Contract start date	01/04/2006
Contract end date	

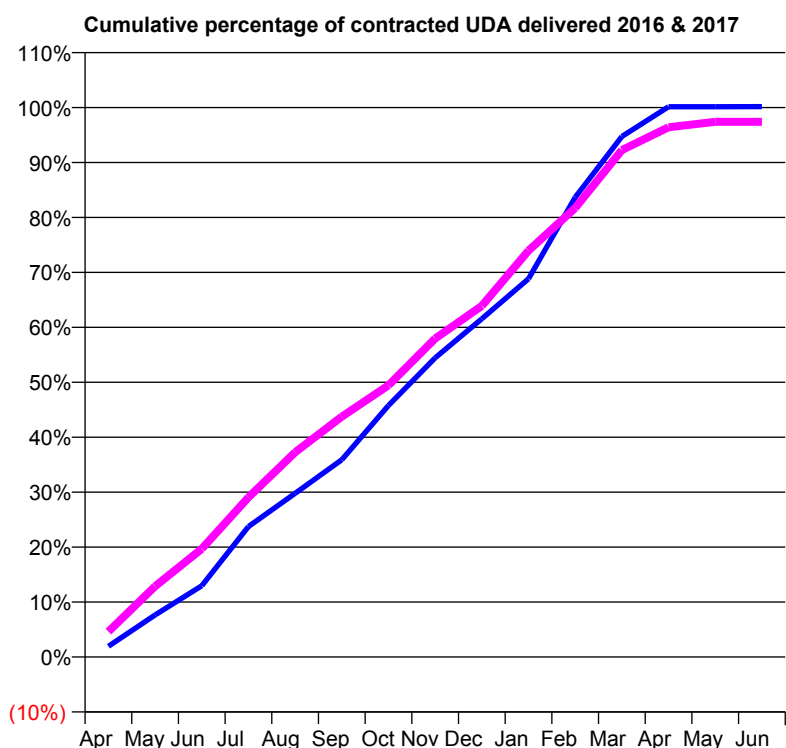
16/17 Contracted general activity (UDA)	15,780
Carry forward general activity (UDA)	-23
16/17 Contracted orthodontic activity (UOA)	0
Carry forward orthodontic activity (UOA)	0
Baseline contract value	£486,871.41

ACCESS*

Patients seen in 24 months	Total	Change since previous quarter
Quarter ending March 2016	3,693	
Quarter ending June 2016	3,747	→
Quarter ending September 2016	3,820	→
Quarter ending December 2016	3,870	→
Quarter ending March 2017	3,972	↑
Variance since March 2016	7.6%	↑



ACTIVITY



Month	Adjusted Scheduled Activity (UDA)	
	2016	2017
April	278	731
May	1,094	2,033
June	1,851	3,106
July	3,391	4,586
August	4,253	5,882
September	5,128	6,901
October	6,538	7,801
November	7,773	9,146
December	8,790	10,084
January	9,830	11,671
February	11,945	12,894
March	13,527	14,556
April	14,300	15,211
May	14,301	15,370
June	14,304	15,371

QUALITY

	Quantity	Base Number	Contract	AT	Region	England
% of FP17s for the same patient ID Re-attending within 3 months - Children	241	2,227	10.8%	11.9%	11.9%	12.3%
% of FP17s for the same patient ID Re-attending within 3 months - Adults	642	3,240	19.8%	15.7%	16.6%	16.7%
% of FP17s for the same patient ID Re-attending between 3 & 9 months - Children	1,186	2,227	53.3%	57.2%	60.2%	57.6%
% of FP17s for the same patient ID Re-attending between 3 & 9 months - Adults	1,165	3,240	36.0%	48.2%	51.5%	50.1%
% of FP17s for Band 1 Urgent Courses	709	5,445	13.0%	9.7%	9.5%	9.1%
% of FP17s Relating to Free Repair or Replacements	74	5,445	1.4%	0.8%	0.7%	0.8%
% of FP17s Relating to Continuations	29	5,445	0.5%	0.9%	1.2%	1.2%
% of Patients satisfied with the dentistry they have received	4	5	N/A	93.1%	93.1%	92.8%
% of Patients satisfied with the time they had to wait for an appointment	5	5	N/A	89.9%	88.8%	88.7%

* This is based on patients treated on this contract for their most recent course of treatment. Figures in italics indicate the base number of FP17s or Patient Questionnaire responses are less than 100. N/A is shown where the base number of responses is less than 10 during the period. % is calculated as Quantity/Base number*100

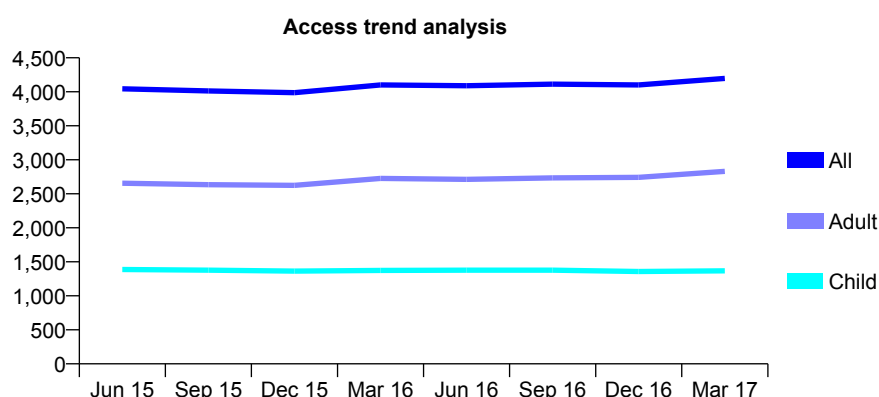
Q69 - Vital Signs At a Glance Contract Report for 253359/0001 - Year end March 2017

Name or company name	MR MA LADAK
Contract type name	GDS Contract
Purpose of contract	General
Contract start date	01/04/2006
Contract end date	

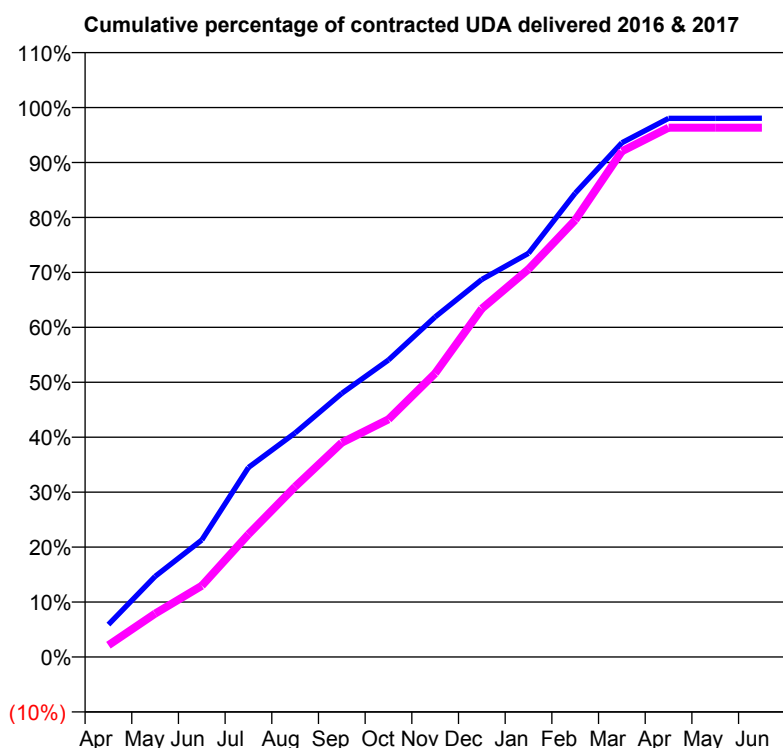
16/17 Contracted general activity (UDA)	11,021
Carry forward general activity (UDA)	221
16/17 Contracted orthodontic activity (UOA)	0
Carry forward orthodontic activity (UOA)	0
Baseline contract value	£351,541.37

ACCESS*

Patients seen in 24 months	Total	Change since previous quarter
Quarter ending March 2016	4,101	
Quarter ending June 2016	4,090	→
Quarter ending September 2016	4,113	→
Quarter ending December 2016	4,101	→
Quarter ending March 2017	4,198	↑
Variance since March 2016	2.4%	↑



ACTIVITY



Adjusted Scheduled Activity (UDA)		
Month	2016	2017
April	668	236
May	1,654	871
June	2,401	1,430
July	3,891	2,462
August	4,599	3,416
September	5,412	4,300
October	6,098	4,768
November	6,982	5,691
December	7,749	6,987
January	8,286	7,778
February	9,522	8,762
March	10,557	10,144
April	11,058	10,617
May	11,058	10,617
June	11,059	10,617

QUALITY

	Quantity	Base Number	Contract	AT	Region	England
% of FP17s for the same patient ID Re-attending within 3 months - Children	153	2,209	6.9%	11.9%	11.9%	12.3%
% of FP17s for the same patient ID Re-attending within 3 months - Adults	520	3,921	13.3%	15.7%	16.6%	16.7%
% of FP17s for the same patient ID Re-attending between 3 & 9 months - Children	1,457	2,209	66.0%	57.2%	60.2%	57.6%
% of FP17s for the same patient ID Re-attending between 3 & 9 months - Adults	2,184	3,921	55.7%	48.2%	51.5%	50.1%
% of FP17s for Band 1 Urgent Courses	434	6,095	7.1%	9.7%	9.5%	9.1%
% of FP17s Relating to Free Repair or Replacements	19	6,095	0.3%	0.8%	0.7%	0.8%
% of FP17s Relating to Continuations	71	6,095	1.2%	0.9%	1.2%	1.2%
% of Patients satisfied with the dentistry they have received	3	3	N/A	93.1%	93.1%	92.8%
% of Patients satisfied with the time they had to wait for an appointment	3	3	N/A	89.9%	88.8%	88.7%

* This is based on patients treated on this contract for their most recent course of treatment. Figures in italics indicate the base number of FP17s or Patient Questionnaire responses are less than 100. N/A is shown where the base number of responses is less than 10 during the period. % is calculated as Quantity/Base number*100

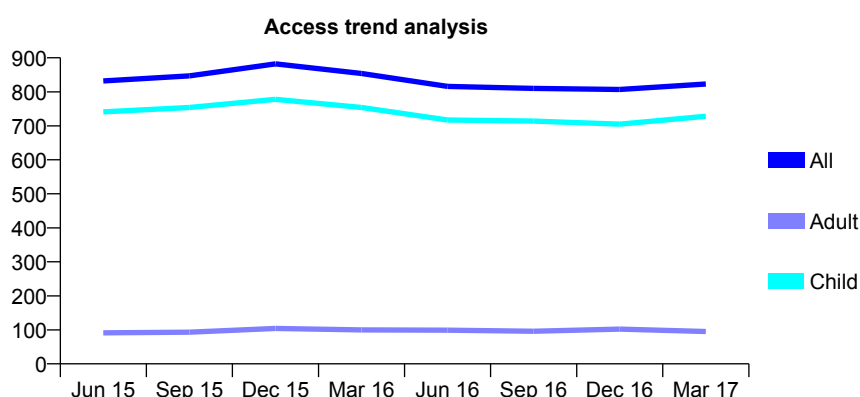
Q69 - Vital Signs At a Glance Contract Report for 253731/0001 - Year end March 2017

Name or company name	MR V KUMAR
Contract type name	GDS Contract
Purpose of contract	General
Contract start date	01/04/2006
Contract end date	

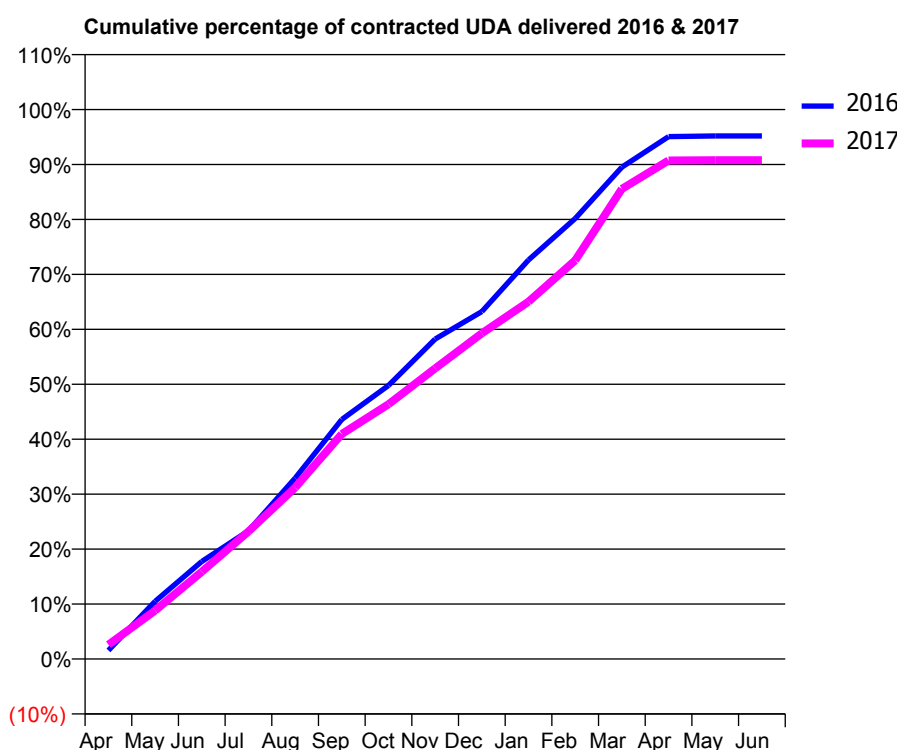
16/17 Contracted general activity (UDA)	1,570
Carry forward general activity (UDA)	0
16/17 Contracted orthodontic activity (UOA)	0
Carry forward orthodontic activity (UOA)	0
Baseline contract value	£40,512.47

ACCESS*

Patients seen in 24 months	Total	Change since previous quarter
Quarter ending March 2016	854	
Quarter ending June 2016	816	↓
Quarter ending September 2016	810	→
Quarter ending December 2016	807	→
Quarter ending March 2017	823	→
Variance since March 2016	(3.6%)	↓



ACTIVITY



Adjusted Scheduled Activity (UDA)		
Month	2016	2017
April	26	41
May	173	139
June	293	249
July	385	364
August	543	490
September	719	643
October	822	728
November	961	830
December	1,043	931
January	1,198	1,021
February	1,323	1,139
March	1,477	1,343
April	1,569	1,424
May	1,570	1,425
June	1,570	1,425

QUALITY

	Quantity	Base Number	Contract	AT	Region	England
% of FP17s for the same patient ID Re-attending within 3 months - Children	42	1,163	3.6%	11.9%	11.9%	12.3%
% of FP17s for the same patient ID Re-attending within 3 months - Adults	3	44	6.8%	15.7%	16.6%	16.7%
% of FP17s for the same patient ID Re-attending between 3 & 9 months - Children	861	1,163	74.0%	57.2%	60.2%	57.6%
% of FP17s for the same patient ID Re-attending between 3 & 9 months - Adults	34	44	77.3%	48.2%	51.5%	50.1%
% of FP17s for Band 1 Urgent Courses	26	1,197	2.2%	9.7%	9.5%	9.1%
% of FP17s Relating to Free Repair or Replacements	0	1,197	0.0%	0.8%	0.7%	0.8%
% of FP17s Relating to Continuations	11	1,197	0.9%	0.9%	1.2%	1.2%
% of Patients satisfied with the dentistry they have received	1	1	N/A	93.1%	93.1%	92.8%
% of Patients satisfied with the time they had to wait for an appointment	1	1	N/A	89.9%	88.8%	88.7%

* This is based on patients treated on this contract for their most recent course of treatment. Figures in italics indicate the base number of FP17s or Patient Questionnaire responses are less than 100. N/A is shown where the base number of responses is less than 10 during the period. % is calculated as Quantity/Base number*100

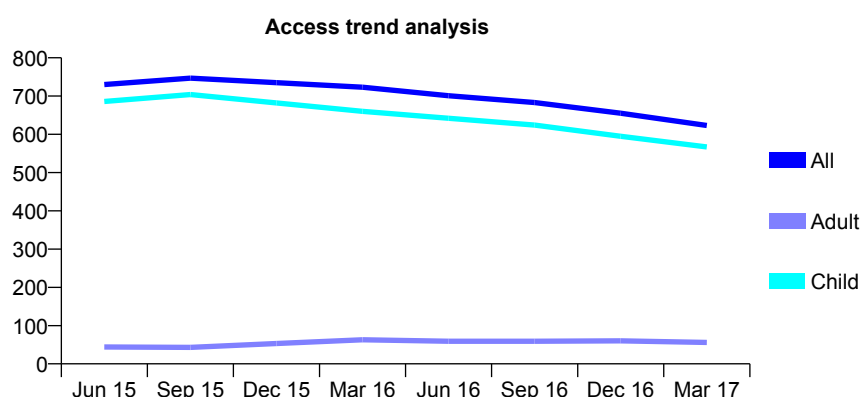
Q69 - Vital Signs At a Glance Contract Report for 257273/0001 - Year end March 2017

Name or company name	MR NP ARNOLD
Contract type name	GDS Contract
Purpose of contract	General
Contract start date	01/04/2006
Contract end date	

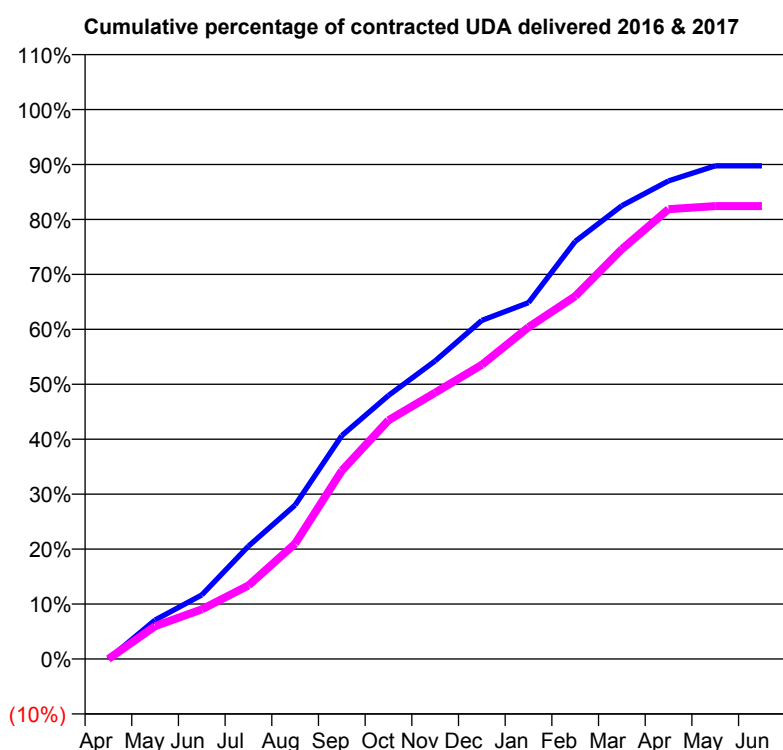
16/17 Contracted general activity (UDA)	1,246
Carry forward general activity (UDA)	0
16/17 Contracted orthodontic activity (UOA)	0
Carry forward orthodontic activity (UOA)	0
Baseline contract value	£24,011.42

ACCESS*

Patients seen in 24 months	Total	Change since previous quarter
Quarter ending March 2016	723	
Quarter ending June 2016	701	↓
Quarter ending September 2016	683	↓
Quarter ending December 2016	655	↓
Quarter ending March 2017	623	↓
Variance since March 2016	(13.8%)	↓



ACTIVITY



Adjusted Scheduled Activity (UDA)		
Month	2016	2017
April	0	0
May	99	74
June	162	113
July	285	167
August	389	262
September	564	427
October	666	541
November	753	604
December	855	667
January	900	752
February	1,055	823
March	1,145	929
April	1,208	1,020
May	1,246	1,027
June	1,246	1,027

QUALITY

	Quantity	Base Number	Contract	AT	Region	England
% of FP17s for the same patient ID Re-attending within 3 months - Children	32	868	3.7%	11.9%	11.9%	12.3%
% of FP17s for the same patient ID Re-attending within 3 months - Adults	0	0	N/A	15.7%	16.6%	16.7%
% of FP17s for the same patient ID Re-attending between 3 & 9 months - Children	580	868	66.8%	57.2%	60.2%	57.6%
% of FP17s for the same patient ID Re-attending between 3 & 9 months - Adults	0	0	N/A	48.2%	51.5%	50.1%
% of FP17s for Band 1 Urgent Courses	25	871	2.9%	9.7%	9.5%	9.1%
% of FP17s Relating to Free Repair or Replacements	0	871	0.0%	0.8%	0.7%	0.8%
% of FP17s Relating to Continuations	0	871	0.0%	0.9%	1.2%	1.2%
% of Patients satisfied with the dentistry they have received	2	3	N/A	93.1%	93.1%	92.8%
% of Patients satisfied with the time they had to wait for an appointment	3	3	N/A	89.9%	88.8%	88.7%

* This is based on patients treated on this contract for their most recent course of treatment. Figures in italics indicate the base number of FP17s or Patient Questionnaire responses are less than 100. N/A is shown where the base number of responses is less than 10 during the period. % is calculated as Quantity/Base number*100

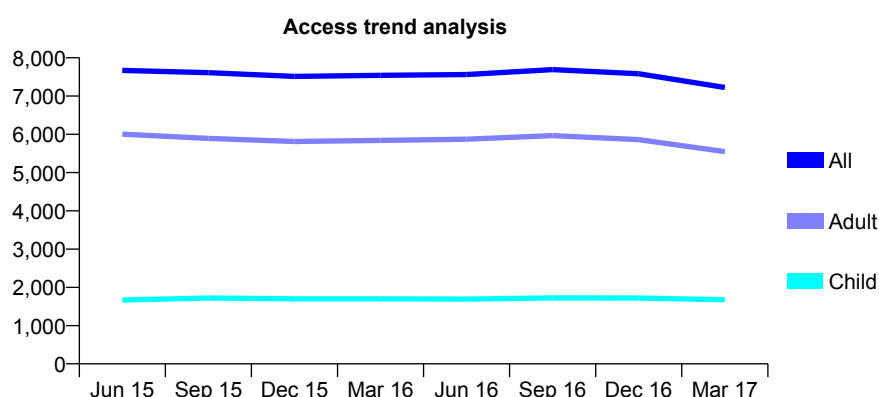
Q69 - Vital Signs At a Glance Contract Report for 258989/0001 - Year end March 2017

Name or company name	MR AA CUMMING
Contract type name	GDS Contract
Purpose of contract	General
Contract start date	01/04/2006
Contract end date	

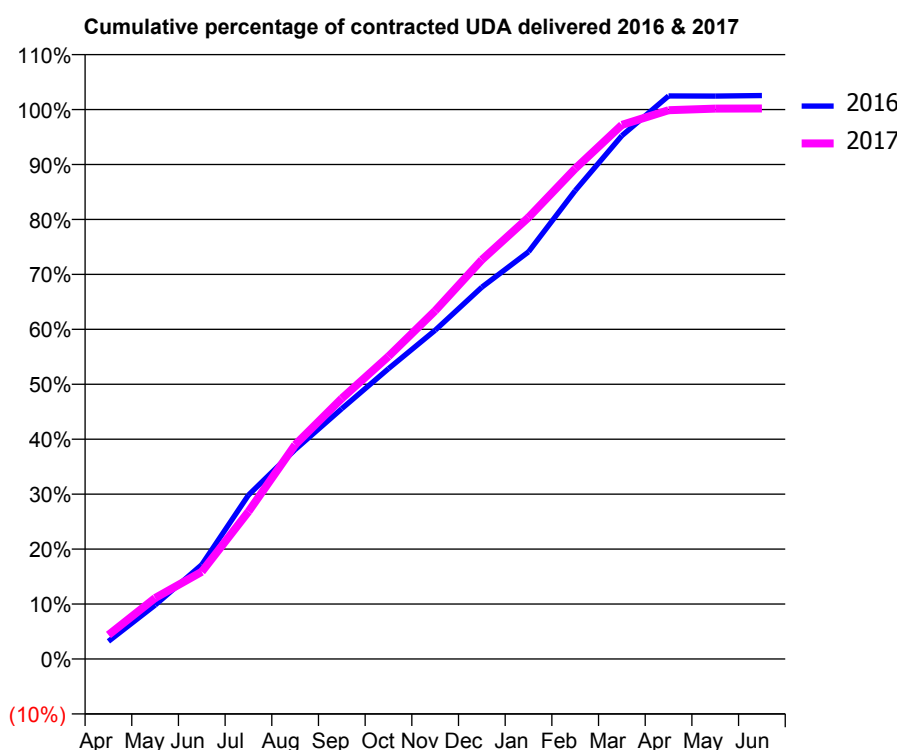
16/17 Contracted general activity (UDA)	19,500
Carry forward general activity (UDA)	-390
16/17 Contracted orthodontic activity (UOA)	0
Carry forward orthodontic activity (UOA)	0
Baseline contract value	£607,050.17

ACCESS*

Patients seen in 24 months	Total	Change since previous quarter
Quarter ending March 2016	7,542	
Quarter ending June 2016	7,564	→
Quarter ending September 2016	7,690	→
Quarter ending December 2016	7,582	↓
Quarter ending March 2017	7,223	↓
Variance since March 2016	(4.2%)	↓



ACTIVITY



Month	Adjusted Scheduled Activity (UDA)	
	2016	2017
April	625	855
May	1,915	2,164
June	3,349	3,097
July	5,818	5,233
August	7,430	7,603
September	8,884	9,251
October	10,304	10,740
November	11,669	12,360
December	13,197	14,167
January	14,449	15,671
February	16,622	17,404
March	18,570	18,956
April	19,982	19,477
May	19,974	19,532
June	19,997	19,536

QUALITY

	Quantity	Base Number	Contract	AT	Region	England
% of FP17s for the same patient ID Re-attending within 3 months - Children	179	2,036	8.8%	11.9%	11.9%	12.3%
% of FP17s for the same patient ID Re-attending within 3 months - Adults	1,376	6,830	20.1%	15.7%	16.6%	16.7%
% of FP17s for the same patient ID Re-attending between 3 & 9 months - Children	701	2,036	34.4%	57.2%	60.2%	57.6%
% of FP17s for the same patient ID Re-attending between 3 & 9 months - Adults	2,362	6,830	34.6%	48.2%	51.5%	50.1%
% of FP17s for Band 1 Urgent Courses	626	8,474	7.4%	9.7%	9.5%	9.1%
% of FP17s Relating to Free Repair or Replacements	122	8,474	1.4%	0.8%	0.7%	0.8%
% of FP17s Relating to Continuations	434	8,474	5.1%	0.9%	1.2%	1.2%
% of Patients satisfied with the dentistry they have received	14	14	100.0%	93.1%	93.1%	92.8%
% of Patients satisfied with the time they had to wait for an appointment	12	14	85.7%	89.9%	88.8%	88.7%

* This is based on patients treated on this contract for their most recent course of treatment. Figures in italics indicate the base number of FP17s or Patient Questionnaire responses are less than 100. N/A is shown where the base number of responses is less than 10 during the period. % is calculated as Quantity/Base number*100

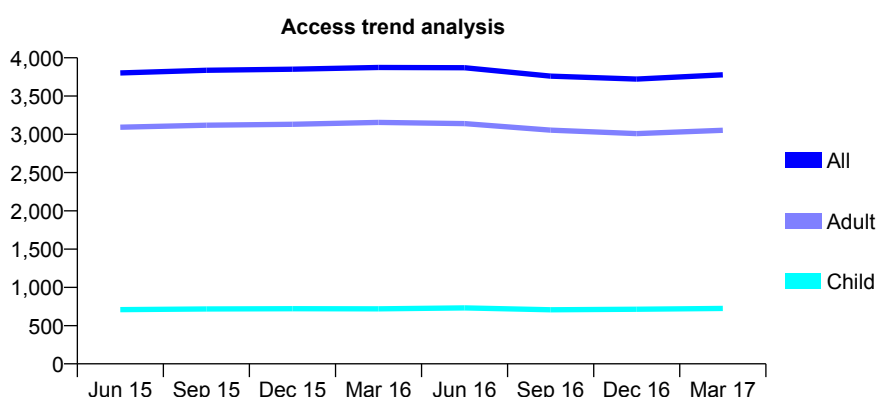
Q69 - Vital Signs At a Glance Contract Report for 263400/0001 - Year end March 2017

Name or company name	MR TP WINDSOR
Contract type name	GDS Contract
Purpose of contract	General
Contract start date	01/04/2006
Contract end date	

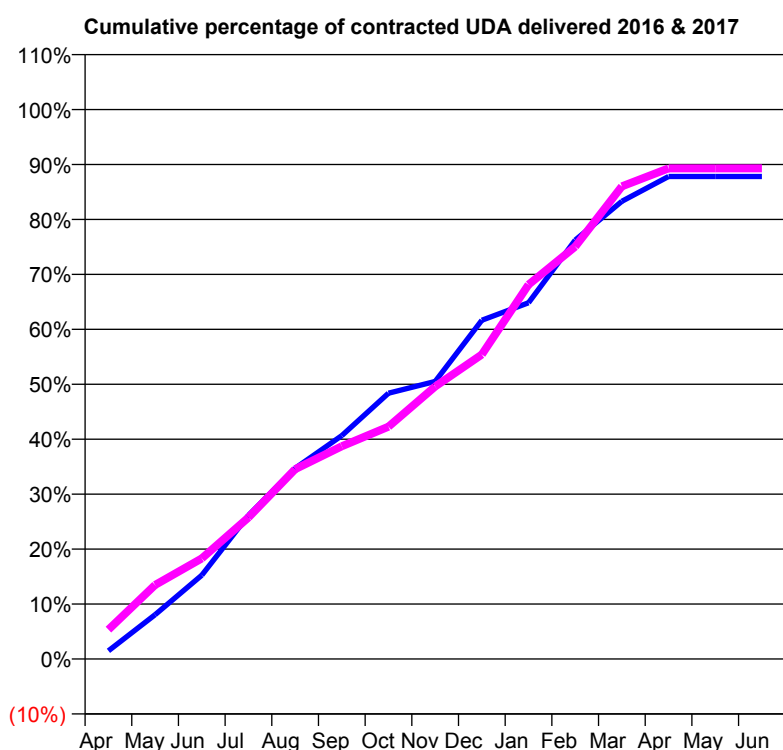
16/17 Contracted general activity (UDA)	12,294
Carry forward general activity (UDA)	0
16/17 Contracted orthodontic activity (UOA)	0
Carry forward orthodontic activity (UOA)	0
Baseline contract value	£290,074.33

ACCESS*

Patients seen in 24 months	Total	Change since previous quarter
Quarter ending March 2016	3,874	
Quarter ending June 2016	3,870	→
Quarter ending September 2016	3,761	↓
Quarter ending December 2016	3,722	↓
Quarter ending March 2017	3,778	→
Variance since March 2016	(2.5%)	↓



ACTIVITY



Adjusted Scheduled Activity (UDA)		
Month	2016	2017
April	209	659
May	1,129	1,657
June	2,134	2,251
July	3,661	3,167
August	4,861	4,246
September	5,691	4,760
October	6,771	5,199
November	7,072	6,097
December	8,632	6,814
January	9,074	8,374
February	10,674	9,226
March	11,662	10,575
April	12,292	10,978
May	12,294	10,977
June	12,294	10,978

QUALITY

	Quantity	Base Number	Contract	AT	Region	England
% of FP17s for the same patient ID Re-attending within 3 months - Children	53	1,026	5.2%	11.9%	11.9%	12.3%
% of FP17s for the same patient ID Re-attending within 3 months - Adults	622	4,366	14.2%	15.7%	16.6%	16.7%
% of FP17s for the same patient ID Re-attending between 3 & 9 months - Children	634	1,026	61.8%	57.2%	60.2%	57.6%
% of FP17s for the same patient ID Re-attending between 3 & 9 months - Adults	2,626	4,366	60.1%	48.2%	51.5%	50.1%
% of FP17s for Band 1 Urgent Courses	566	5,345	10.6%	9.7%	9.5%	9.1%
% of FP17s Relating to Free Repair or Replacements	49	5,345	0.9%	0.8%	0.7%	0.8%
% of FP17s Relating to Continuations	31	5,345	0.6%	0.9%	1.2%	1.2%
% of Patients satisfied with the dentistry they have received	12	14	85.7%	93.1%	93.1%	92.8%
% of Patients satisfied with the time they had to wait for an appointment	14	14	100.0%	89.9%	88.8%	88.7%

* This is based on patients treated on this contract for their most recent course of treatment. Figures in italics indicate the base number of FP17s or Patient Questionnaire responses are less than 100. N/A is shown where the base number of responses is less than 10 during the period. % is calculated as Quantity/Base number*100

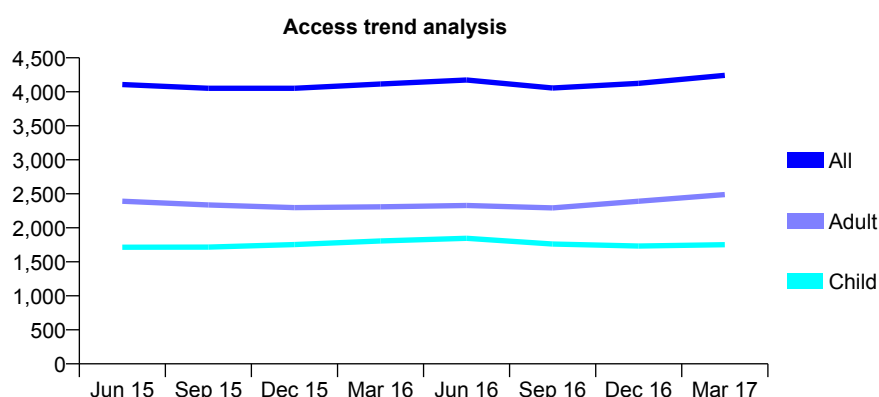
Q69 - Vital Signs At a Glance Contract Report for 269913/0002 - Year end March 2017

Name or company name	MISS NZ ALI
Contract type name	GDS Contract
Purpose of contract	General
Contract start date	01/06/2006
Contract end date	

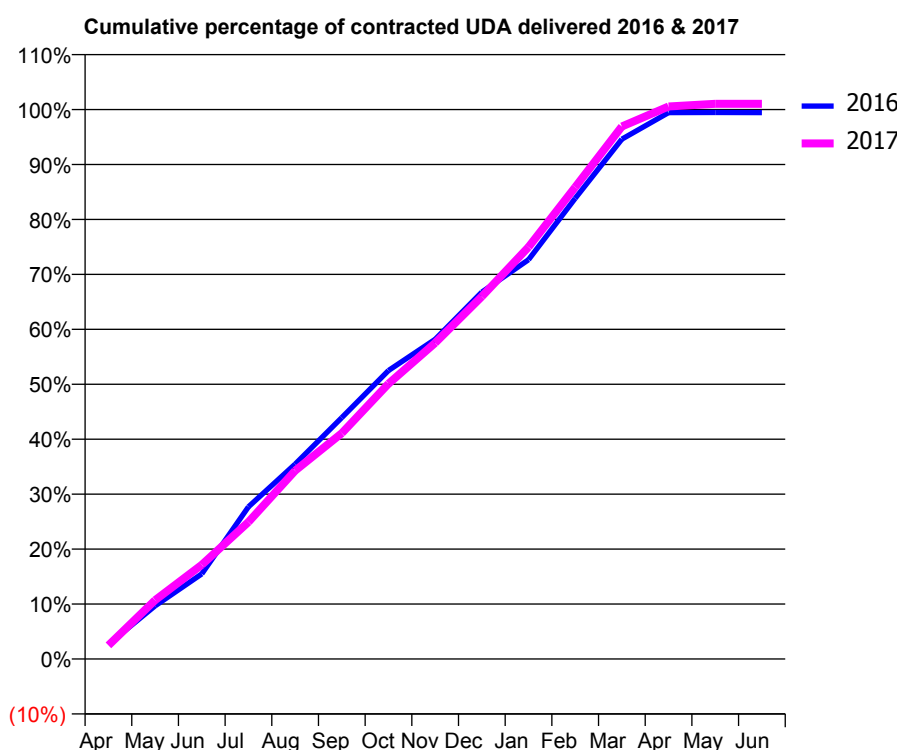
16/17 Contracted general activity (UDA)	13,365
Carry forward general activity (UDA)	76
16/17 Contracted orthodontic activity (UOA)	0
Carry forward orthodontic activity (UOA)	0
Baseline contract value	£400,437.63

ACCESS*

Patients seen in 24 months	Total	Change since previous quarter
Quarter ending March 2016	4,115	
Quarter ending June 2016	4,174	→
Quarter ending September 2016	4,055	↓
Quarter ending December 2016	4,124	→
Quarter ending March 2017	4,242	↑
Variance since March 2016	3.1%	↑



ACTIVITY



Adjusted Scheduled Activity (UDA)		
Month	2016	2017
April	355	331
May	1,288	1,432
June	2,060	2,293
July	3,686	3,331
August	4,717	4,582
September	5,845	5,492
October	6,985	6,694
November	7,740	7,689
December	8,884	8,818
January	9,669	10,019
February	11,153	11,475
March	12,586	12,952
April	13,229	13,439
May	13,231	13,502
June	13,228	13,503

QUALITY

	Quantity	Base Number	Contract	AT	Region	England
% of FP17s for the same patient ID Re-attending within 3 months - Children	157	1,888	8.3%	11.9%	11.9%	12.3%
% of FP17s for the same patient ID Re-attending within 3 months - Adults	413	2,583	16.0%	15.7%	16.6%	16.7%
% of FP17s for the same patient ID Re-attending between 3 & 9 months - Children	495	1,888	26.2%	57.2%	60.2%	57.6%
% of FP17s for the same patient ID Re-attending between 3 & 9 months - Adults	687	2,583	26.6%	48.2%	51.5%	50.1%
% of FP17s for Band 1 Urgent Courses	688	4,426	15.5%	9.7%	9.5%	9.1%
% of FP17s Relating to Free Repair or Replacements	1	4,426	0.0%	0.8%	0.7%	0.8%
% of FP17s Relating to Continuations	0	4,426	0.0%	0.9%	1.2%	1.2%
% of Patients satisfied with the dentistry they have received	11	12	91.7%	93.1%	93.1%	92.8%
% of Patients satisfied with the time they had to wait for an appointment	9	12	75.0%	89.9%	88.8%	88.7%

* This is based on patients treated on this contract for their most recent course of treatment. Figures in italics indicate the base number of FP17s or Patient Questionnaire responses are less than 100. N/A is shown where the base number of responses is less than 10 during the period. % is calculated as Quantity/Base number*100

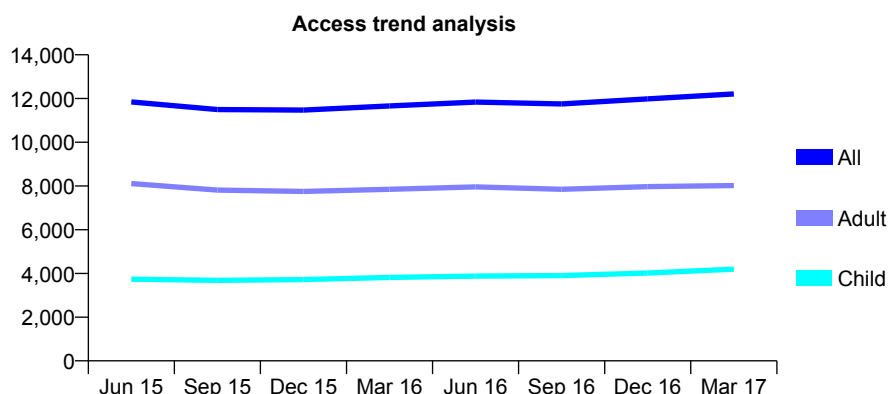
Q69 - Vital Signs At a Glance Contract Report for 270563/0001 - Year end March 2017

Name or company name	MR RS DHARWAR
Contract type name	GDS Contract
Purpose of contract	General
Contract start date	01/04/2006
Contract end date	

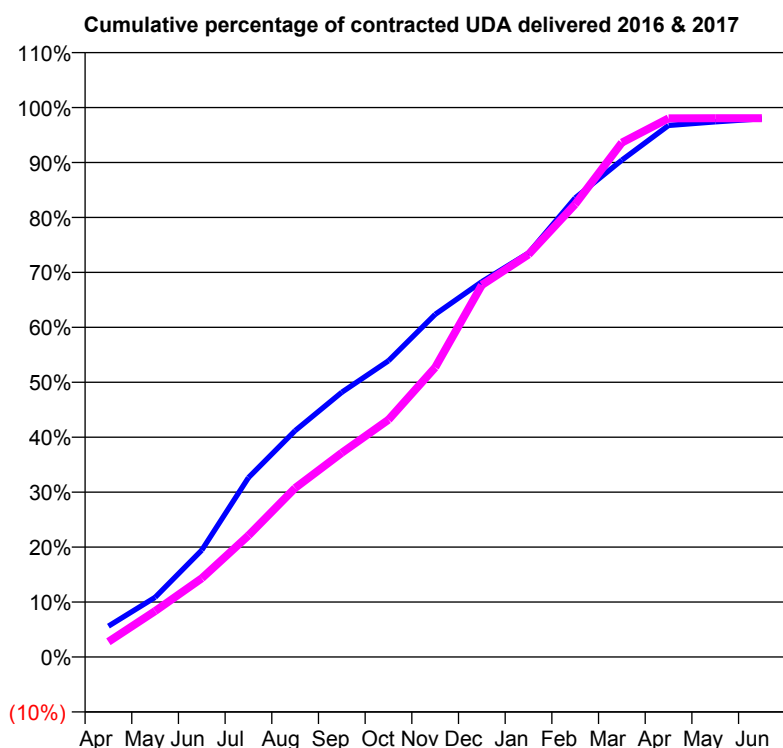
16/17 Contracted general activity (UDA)	33,685
Carry forward general activity (UDA)	498
16/17 Contracted orthodontic activity (UOA)	0
Carry forward orthodontic activity (UOA)	0
Baseline contract value	£852,935.99

ACCESS*

Patients seen in 24 months	Total	Change since previous quarter
Quarter ending March 2016	11,663	
Quarter ending June 2016	11,838	→
Quarter ending September 2016	11,751	→
Quarter ending December 2016	11,985	→
Quarter ending March 2017	12,207	→
Variance since March 2016	4.7%	↑



ACTIVITY



Adjusted Scheduled Activity (UDA)		
Month	2016	2017
April	1,832	933
May	3,543	2,813
June	6,349	4,829
July	10,659	7,455
August	13,451	10,358
September	15,731	12,518
October	17,606	14,544
November	20,364	17,748
December	22,303	22,800
January	24,006	24,678
February	27,283	27,752
March	29,529	31,536
April	31,589	33,018
May	31,801	33,025
June	31,986	33,026

QUALITY

	Quantity	Base Number	Contract	AT	Region	England
% of FP17s for the same patient ID Re-attending within 3 months - Children	462	6,137	7.5%	11.9%	11.9%	12.3%
% of FP17s for the same patient ID Re-attending within 3 months - Adults	1,539	9,826	15.7%	15.7%	16.6%	16.7%
% of FP17s for the same patient ID Re-attending between 3 & 9 months - Children	3,421	6,137	55.7%	57.2%	60.2%	57.6%
% of FP17s for the same patient ID Re-attending between 3 & 9 months - Adults	4,168	9,826	42.4%	48.2%	51.5%	50.1%
% of FP17s for Band 1 Urgent Courses	1,384	14,920	9.3%	9.7%	9.5%	9.1%
% of FP17s Relating to Free Repair or Replacements	169	14,920	1.1%	0.8%	0.7%	0.8%
% of FP17s Relating to Continuations	128	14,920	0.9%	0.9%	1.2%	1.2%
% of Patients satisfied with the dentistry they have received	25	26	96.2%	93.1%	93.1%	92.8%
% of Patients satisfied with the time they had to wait for an appointment	20	26	76.9%	89.9%	88.8%	88.7%

* This is based on patients treated on this contract for their most recent course of treatment. Figures in italics indicate the base number of FP17s or Patient Questionnaire responses are less than 100. N/A is shown where the base number of responses is less than 10 during the period. % is calculated as Quantity/Base number*100

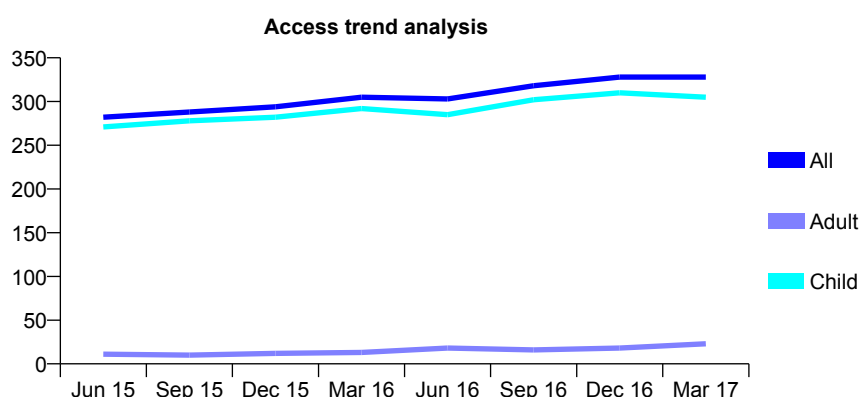
Q69 - Vital Signs At a Glance Contract Report for 272558/0001 - Year end March 2017

Name or company name	MRS OF QADEER
Contract type name	GDS Contract
Purpose of contract	General
Contract start date	04/09/2012
Contract end date	

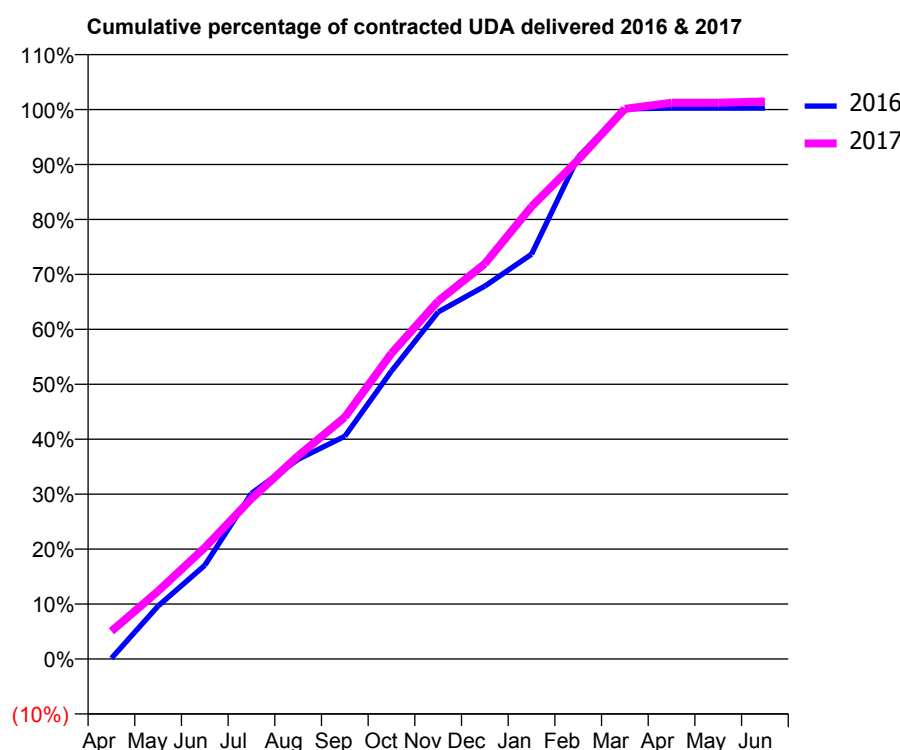
16/17 Contracted general activity (UDA)	809
Carry forward general activity (UDA)	-2
16/17 Contracted orthodontic activity (UOA)	0
Carry forward orthodontic activity (UOA)	0
Baseline contract value	£23,019.00

ACCESS*

Patients seen in 24 months	Total	Change since previous quarter
Quarter ending March 2016	305	
Quarter ending June 2016	303	→
Quarter ending September 2016	318	↑
Quarter ending December 2016	328	↑
Quarter ending March 2017	328	→
Variance since March 2016	7.5%	↑



ACTIVITY



Month	Adjusted Scheduled Activity (UDA)	
	2016	2017
April	1	41
May	78	100
June	138	164
July	244	236
August	294	299
September	328	356
October	424	450
November	511	527
December	549	582
January	596	666
February	739	735
March	810	810
April	811	819
May	811	819
June	811	821

QUALITY

	Quantity	Base Number	Contract	AT	Region	England
% of FP17s for the same patient ID Re-attending within 3 months - Children	43	608	7.1%	11.9%	11.9%	12.3%
% of FP17s for the same patient ID Re-attending within 3 months - Adults	0	11	0.0%	15.7%	16.6%	16.7%
% of FP17s for the same patient ID Re-attending between 3 & 9 months - Children	434	608	71.4%	57.2%	60.2%	57.6%
% of FP17s for the same patient ID Re-attending between 3 & 9 months - Adults	7	11	63.6%	48.2%	51.5%	50.1%
% of FP17s for Band 1 Urgent Courses	0	623	0.0%	9.7%	9.5%	9.1%
% of FP17s Relating to Free Repair or Replacements	0	623	0.0%	0.8%	0.7%	0.8%
% of FP17s Relating to Continuations	18	623	2.9%	0.9%	1.2%	1.2%
% of Patients satisfied with the dentistry they have received	2	2	N/A	93.1%	93.1%	92.8%
% of Patients satisfied with the time they had to wait for an appointment	2	2	N/A	89.9%	88.8%	88.7%

* This is based on patients treated on this contract for their most recent course of treatment. Figures in italics indicate the base number of FP17s or Patient Questionnaire responses are less than 100. N/A is shown where the base number of responses is less than 10 during the period. % is calculated as Quantity/Base number*100

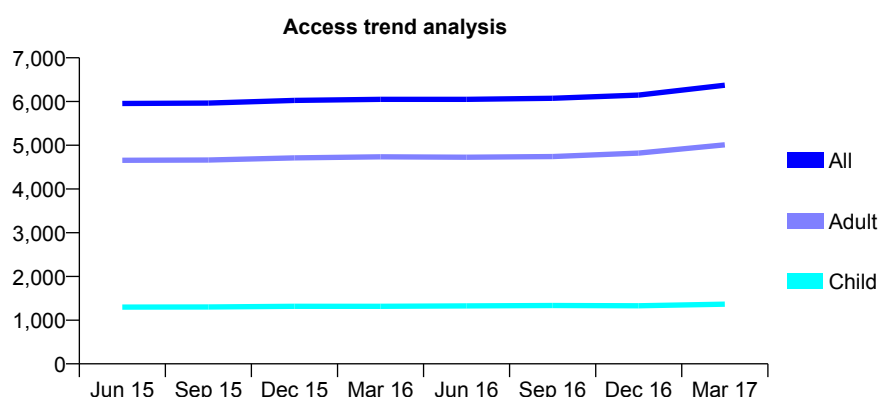
Q69 - Vital Signs At a Glance Contract Report for 272728/0001 - Year end March 2017

Name or company name	MRS RK DHARWAR
Contract type name	GDS Contract
Purpose of contract	General
Contract start date	01/02/2011
Contract end date	

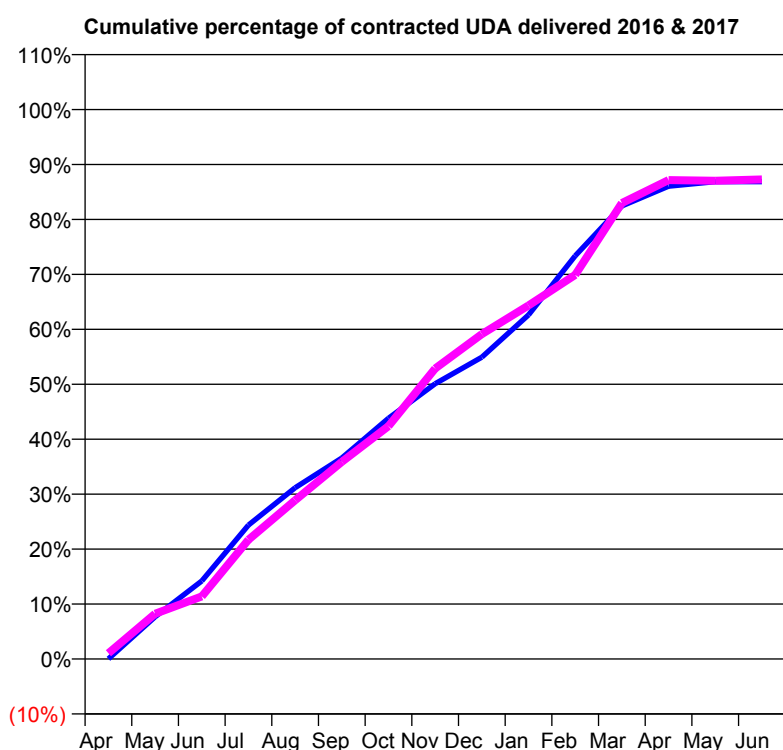
16/17 Contracted general activity (UDA)	22,500
Carry forward general activity (UDA)	0
16/17 Contracted orthodontic activity (UOA)	0
Carry forward orthodontic activity (UOA)	0
Baseline contract value	£559,839.99

ACCESS*

Patients seen in 24 months	Total	Change since previous quarter
Quarter ending March 2016	6,050	
Quarter ending June 2016	6,051	→
Quarter ending September 2016	6,075	→
Quarter ending December 2016	6,149	→
Quarter ending March 2017	6,374	↑
Variance since March 2016	5.4%	↑



ACTIVITY



Adjusted Scheduled Activity (UDA)		
Month	2016	2017
April	8	239
May	1,730	1,855
June	3,196	2,564
July	5,486	4,885
August	7,014	6,499
September	8,230	8,070
October	9,860	9,533
November	11,270	11,896
December	12,357	13,303
January	14,092	14,475
February	16,509	15,730
March	18,551	18,673
April	19,359	19,610
May	19,542	19,584
June	19,543	19,635

QUALITY

	Quantity	Base Number	Contract	AT	Region	England
% of FP17s for the same patient ID Re-attending within 3 months - Children	219	2,304	9.5%	11.9%	11.9%	12.3%
% of FP17s for the same patient ID Re-attending within 3 months - Adults	1,113	7,706	14.4%	15.7%	16.6%	16.7%
% of FP17s for the same patient ID Re-attending between 3 & 9 months - Children	1,491	2,304	64.7%	57.2%	60.2%	57.6%
% of FP17s for the same patient ID Re-attending between 3 & 9 months - Adults	4,694	7,706	60.9%	48.2%	51.5%	50.1%
% of FP17s for Band 1 Urgent Courses	1,112	10,031	11.1%	9.7%	9.5%	9.1%
% of FP17s Relating to Free Repair or Replacements	89	10,031	0.9%	0.8%	0.7%	0.8%
% of FP17s Relating to Continuations	14	10,031	0.1%	0.9%	1.2%	1.2%
% of Patients satisfied with the dentistry they have received	12	14	85.7%	93.1%	93.1%	92.8%
% of Patients satisfied with the time they had to wait for an appointment	12	14	85.7%	89.9%	88.8%	88.7%

* This is based on patients treated on this contract for their most recent course of treatment. Figures in italics indicate the base number of FP17s or Patient Questionnaire responses are less than 100. N/A is shown where the base number of responses is less than 10 during the period. % is calculated as Quantity/Base number*100

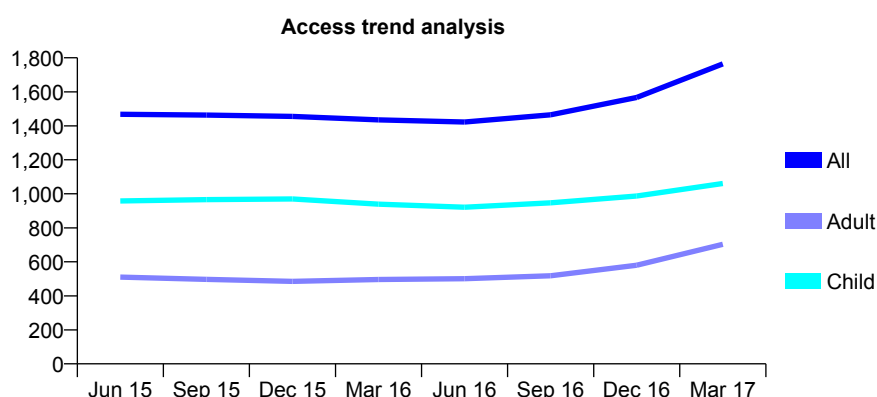
Q69 - Vital Signs At a Glance Contract Report for 278637/0001 - Year end March 2017

Name or company name	MR AK MURGAI
Contract type name	GDS Contract
Purpose of contract	General
Contract start date	01/02/2012
Contract end date	

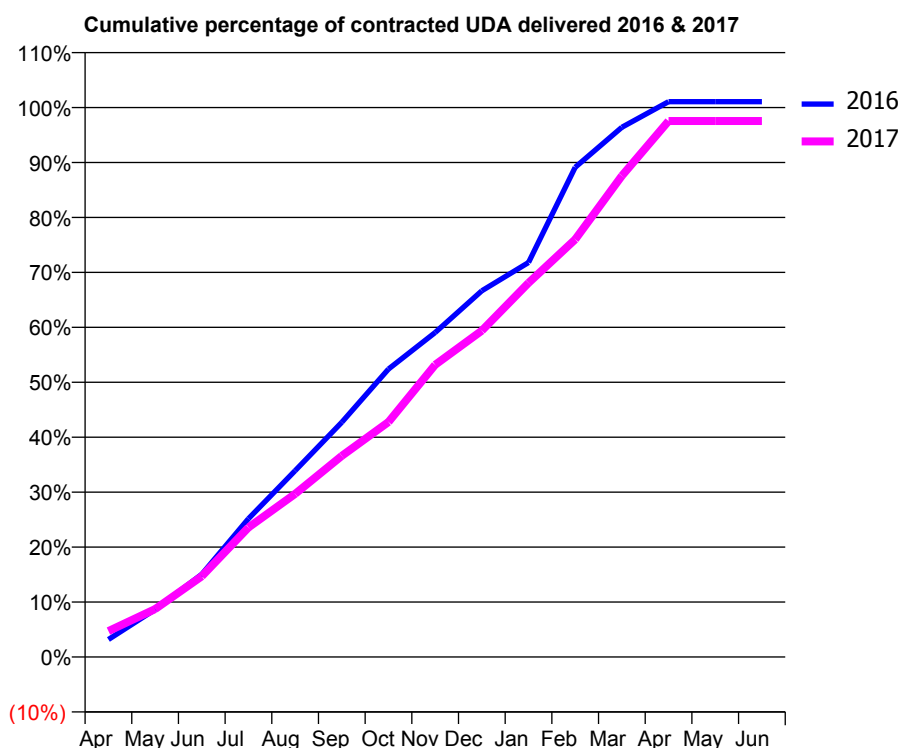
16/17 Contracted general activity (UDA)	5,500
Carry forward general activity (UDA)	-52
16/17 Contracted orthodontic activity (UOA)	0
Carry forward orthodontic activity (UOA)	0
Baseline contract value	£131,927.07

ACCESS*

Patients seen in 24 months	Total	Change since previous quarter
Quarter ending March 2016	1,435	
Quarter ending June 2016	1,422	→
Quarter ending September 2016	1,465	↑
Quarter ending December 2016	1,567	↑
Quarter ending March 2017	1,764	↑
Variance since March 2016	22.9%	↑



ACTIVITY



Adjusted Scheduled Activity (UDA)		
Month	2016	2017
April	160	259
May	433	480
June	753	808
July	1,259	1,297
August	1,696	1,633
September	2,136	2,013
October	2,621	2,352
November	2,953	2,924
December	3,332	3,267
January	3,590	3,745
February	4,456	4,180
March	4,820	4,817
April	5,053	5,365
May	5,053	5,365
June	5,053	5,365

QUALITY

	Quantity	Base Number	Contract	AT	Region	England
% of FP17s for the same patient ID Re-attending within 3 months - Children	98	1,488	6.6%	11.9%	11.9%	12.3%
% of FP17s for the same patient ID Re-attending within 3 months - Adults	162	887	18.3%	15.7%	16.6%	16.7%
% of FP17s for the same patient ID Re-attending between 3 & 9 months - Children	837	1,488	56.3%	57.2%	60.2%	57.6%
% of FP17s for the same patient ID Re-attending between 3 & 9 months - Adults	327	887	36.9%	48.2%	51.5%	50.1%
% of FP17s for Band 1 Urgent Courses	213	2,431	8.8%	9.7%	9.5%	9.1%
% of FP17s Relating to Free Repair or Replacements	3	2,431	0.1%	0.8%	0.7%	0.8%
% of FP17s Relating to Continuations	4	2,431	0.2%	0.9%	1.2%	1.2%
% of Patients satisfied with the dentistry they have received	5	5	N/A	93.1%	93.1%	92.8%
% of Patients satisfied with the time they had to wait for an appointment	4	5	N/A	89.9%	88.8%	88.7%

* This is based on patients treated on this contract for their most recent course of treatment. Figures in italics indicate the base number of FP17s or Patient Questionnaire responses are less than 100. N/A is shown where the base number of responses is less than 10 during the period. % is calculated as Quantity/Base number*100

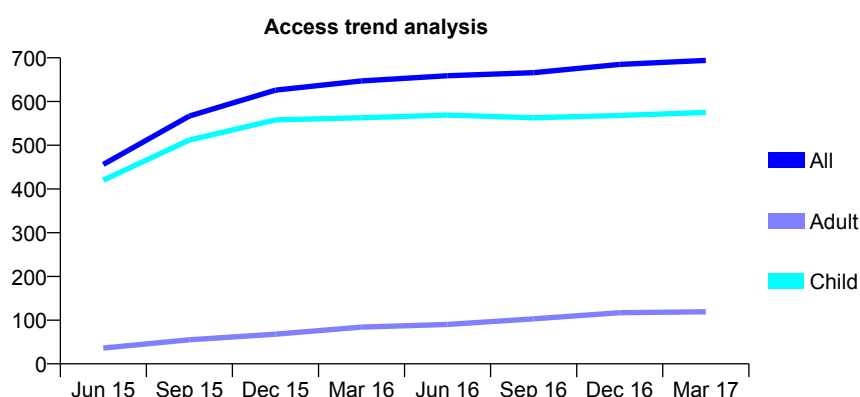
Q69 - Vital Signs At a Glance Contract Report for 279978/0002 - Year end March 2017

Name or company name	MR AG PAUL
Contract type name	GDS Contract
Purpose of contract	General
Contract start date	19/01/2015
Contract end date	

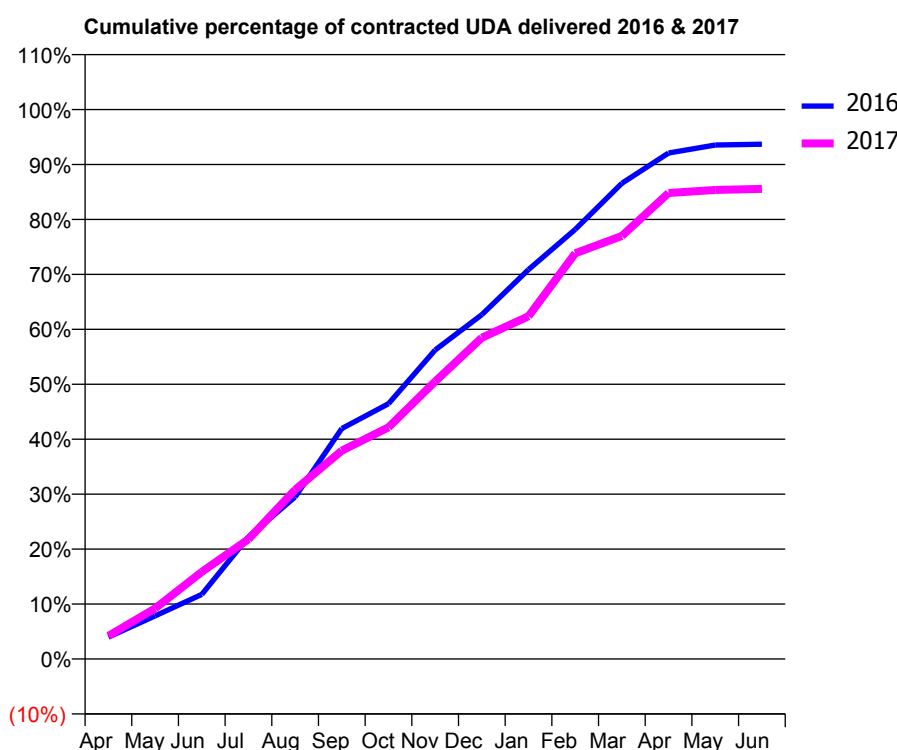
16/17 Contracted general activity (UDA)	2,000
Carry forward general activity (UDA)	0
16/17 Contracted orthodontic activity (UOA)	0
Carry forward orthodontic activity (UOA)	0
Baseline contract value	£51,642.05

ACCESS*

Patients seen in 24 months	Total	Change since previous quarter
Quarter ending March 2016	647	
Quarter ending June 2016	659	→
Quarter ending September 2016	666	→
Quarter ending December 2016	685	↑
Quarter ending March 2017	694	→
Variance since March 2016	7.3%	↑



ACTIVITY



Adjusted Scheduled Activity (UDA)		
Month	2016	2017
April	80	84
May	157	184
June	235	317
July	445	436
August	590	616
September	839	758
October	929	843
November	1,125	1,010
December	1,253	1,170
January	1,417	1,248
February	1,563	1,477
March	1,732	1,540
April	1,842	1,696
May	1,871	1,707
June	1,874	1,711

QUALITY

	Quantity	Base Number	Contract	AT	Region	England
% of FP17s for the same patient ID Re-attending within 3 months - Children	32	832	3.8%	11.9%	11.9%	12.3%
% of FP17s for the same patient ID Re-attending within 3 months - Adults	1	48	2.1%	15.7%	16.6%	16.7%
% of FP17s for the same patient ID Re-attending between 3 & 9 months - Children	550	832	66.1%	57.2%	60.2%	57.6%
% of FP17s for the same patient ID Re-attending between 3 & 9 months - Adults	32	48	66.7%	48.2%	51.5%	50.1%
% of FP17s for Band 1 Urgent Courses	11	899	1.2%	9.7%	9.5%	9.1%
% of FP17s Relating to Free Repair or Replacements	0	899	0.0%	0.8%	0.7%	0.8%
% of FP17s Relating to Continuations	0	899	0.0%	0.9%	1.2%	1.2%
% of Patients satisfied with the dentistry they have received	2	2	N/A	93.1%	93.1%	92.8%
% of Patients satisfied with the time they had to wait for an appointment	2	2	N/A	89.9%	88.8%	88.7%

* This is based on patients treated on this contract for their most recent course of treatment. Figures in italics indicate the base number of FP17s or Patient Questionnaire responses are less than 100. N/A is shown where the base number of responses is less than 10 during the period. % is calculated as Quantity/Base number*100

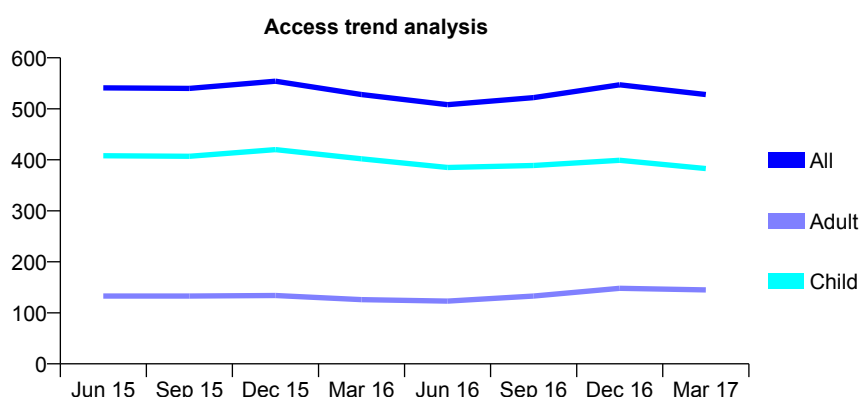
Q69 - Vital Signs At a Glance Contract Report for 289442/0003 - Year end March 2017

Name or company name	Mr Ahmed Alshafi
Contract type name	GDS Contract
Purpose of contract	General
Contract start date	02/04/2013
Contract end date	

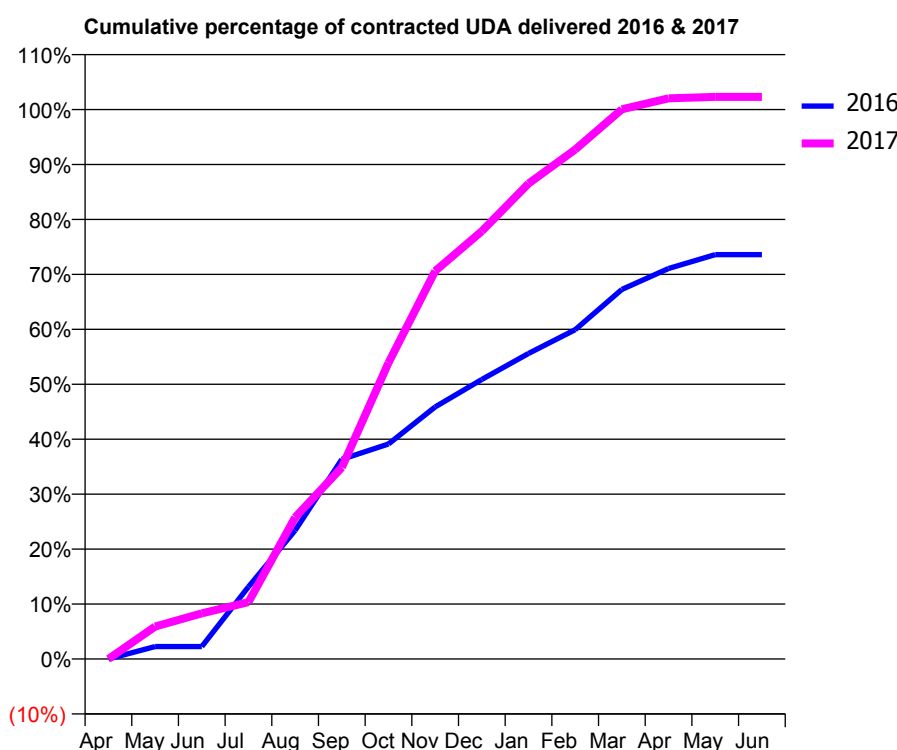
16/17 Contracted general activity (UDA)	1,170
Carry forward general activity (UDA)	0
16/17 Contracted orthodontic activity (UOA)	0
Carry forward orthodontic activity (UOA)	0
Baseline contract value	£25,548.00

ACCESS*

Patients seen in 24 months	Total	Change since previous quarter
Quarter ending March 2016	528	
Quarter ending June 2016	508	↓
Quarter ending September 2016	522	↑
Quarter ending December 2016	547	↑
Quarter ending March 2017	528	↓
Variance since March 2016	0.0%	→



ACTIVITY



Adjusted Scheduled Activity (UDA)		
Month	2016	2017
April	0	0
May	34	69
June	34	97
July	197	121
August	351	302
September	545	408
October	587	631
November	688	826
December	763	911
January	834	1,012
February	899	1,085
March	1,009	1,171
April	1,066	1,194
May	1,104	1,197
June	1,104	1,197

QUALITY

	Quantity	Base Number	Contract	AT	Region	England
% of FP17s for the same patient ID Re-attending within 3 months - Children	24	487	4.9%	11.9%	11.9%	12.3%
% of FP17s for the same patient ID Re-attending within 3 months - Adults	12	127	9.4%	15.7%	16.6%	16.7%
% of FP17s for the same patient ID Re-attending between 3 & 9 months - Children	223	487	45.8%	57.2%	60.2%	57.6%
% of FP17s for the same patient ID Re-attending between 3 & 9 months - Adults	53	127	41.7%	48.2%	51.5%	50.1%
% of FP17s for Band 1 Urgent Courses	14	589	2.4%	9.7%	9.5%	9.1%
% of FP17s Relating to Free Repair or Replacements	2	589	0.3%	0.8%	0.7%	0.8%
% of FP17s Relating to Continuations	1	589	0.2%	0.9%	1.2%	1.2%
% of Patients satisfied with the dentistry they have received	0	0	N/A	93.1%	93.1%	92.8%
% of Patients satisfied with the time they had to wait for an appointment	0	0	N/A	89.9%	88.8%	88.7%

* This is based on patients treated on this contract for their most recent course of treatment. Figures in italics indicate the base number of FP17s or Patient Questionnaire responses are less than 100. N/A is shown where the base number of responses is less than 10 during the period. % is calculated as Quantity/Base number*100

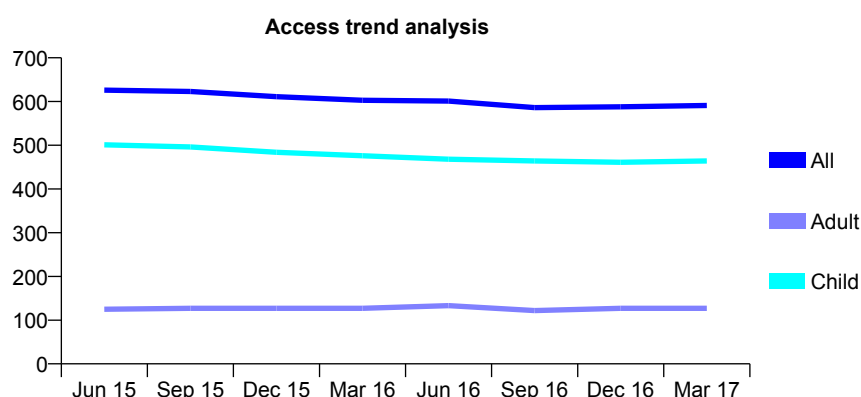
Q69 - Vital Signs At a Glance Contract Report for 302201/0002 - Year end March 2017

Name or company name	MR ND HATTON
Contract type name	GDS Contract
Purpose of contract	General
Contract start date	17/06/2013
Contract end date	

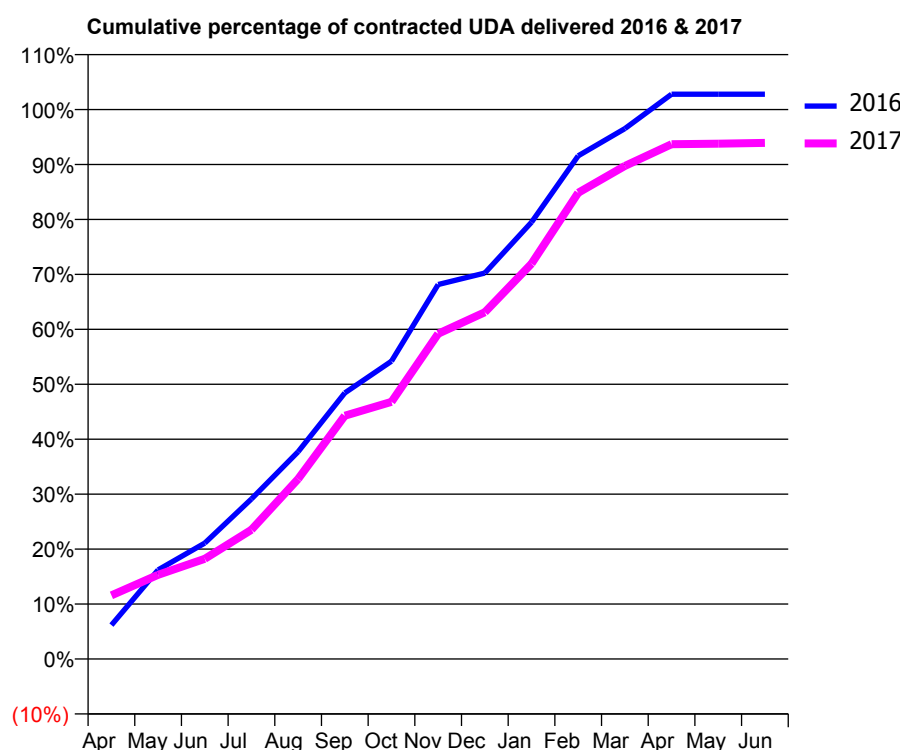
16/17 Contracted general activity (UDA)	1,233
Carry forward general activity (UDA)	-24
16/17 Contracted orthodontic activity (UOA)	0
Carry forward orthodontic activity (UOA)	0
Baseline contract value	£27,426.17

ACCESS*

Patients seen in 24 months	Total	Change since previous quarter
Quarter ending March 2016	603	
Quarter ending June 2016	601	→
Quarter ending September 2016	586	↓
Quarter ending December 2016	588	→
Quarter ending March 2017	591	→
Variance since March 2016	(2.0%)	↓



ACTIVITY



Adjusted Scheduled Activity (UDA)		
Month	2016	2017
April	76	143
May	200	189
June	260	225
July	359	290
August	465	404
September	597	546
October	668	577
November	840	730
December	866	778
January	980	887
February	1,129	1,046
March	1,190	1,106
April	1,267	1,155
May	1,267	1,156
June	1,267	1,158

QUALITY

	Quantity	Base Number	Contract	AT	Region	England
% of FP17s for the same patient ID Re-attending within 3 months - Children	27	792	3.4%	11.9%	11.9%	12.3%
% of FP17s for the same patient ID Re-attending within 3 months - Adults	2	86	2.3%	15.7%	16.6%	16.7%
% of FP17s for the same patient ID Re-attending between 3 & 9 months - Children	563	792	71.1%	57.2%	60.2%	57.6%
% of FP17s for the same patient ID Re-attending between 3 & 9 months - Adults	72	86	83.7%	48.2%	51.5%	50.1%
% of FP17s for Band 1 Urgent Courses	1	844	0.1%	9.7%	9.5%	9.1%
% of FP17s Relating to Free Repair or Replacements	0	844	0.0%	0.8%	0.7%	0.8%
% of FP17s Relating to Continuations	1	844	0.1%	0.9%	1.2%	1.2%
% of Patients satisfied with the dentistry they have received	0	0	N/A	93.1%	93.1%	92.8%
% of Patients satisfied with the time they had to wait for an appointment	0	0	N/A	89.9%	88.8%	88.7%

* This is based on patients treated on this contract for their most recent course of treatment. Figures in italics indicate the base number of FP17s or Patient Questionnaire responses are less than 100. N/A is shown where the base number of responses is less than 10 during the period. % is calculated as Quantity/Base number*100

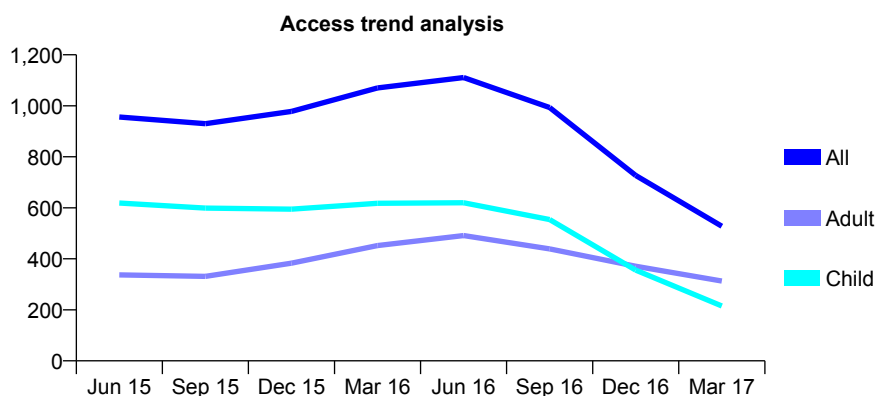
Q69 - Vital Signs At a Glance Contract Report for 304379/0001 - Year end March 2017

Name or company name	MR JR MACKAY
Contract type name	GDS Contract
Purpose of contract	General
Contract start date	01/04/2006
Contract end date	31/07/2016

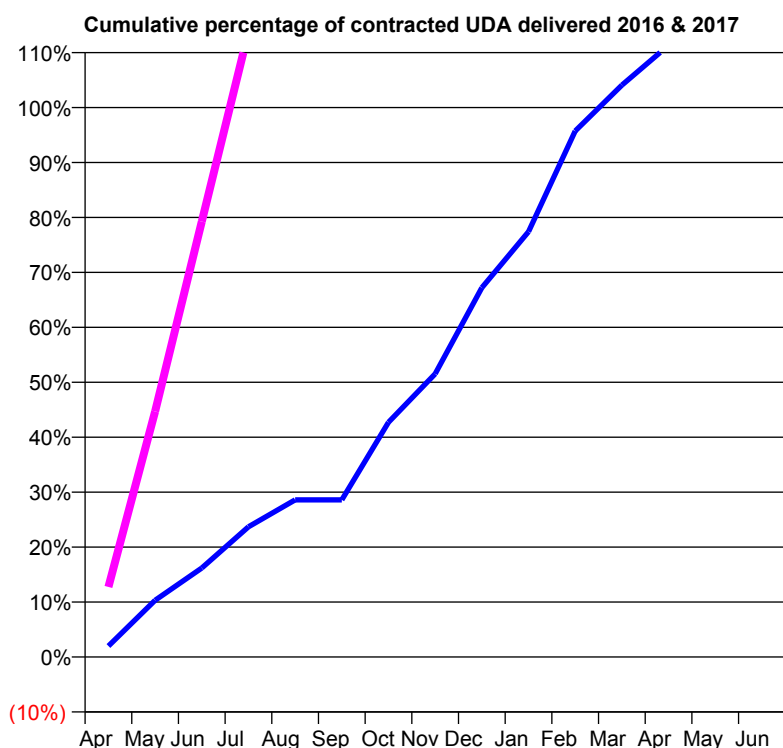
16/17 Contracted general activity (UDA)	533
Carry forward general activity (UDA)	0
16/17 Contracted orthodontic activity (UOA)	0
Carry forward orthodontic activity (UOA)	0
Baseline contract value	£13,562.81

ACCESS*

Patients seen in 24 months	Total	Change since previous quarter
Quarter ending March 2016	1,070	
Quarter ending June 2016	1,111	↑
Quarter ending September 2016	993	↓
Quarter ending December 2016	727	↓
Quarter ending March 2017	528	↓
Variance since March 2016	(50.7%)	↓



ACTIVITY



Adjusted Scheduled Activity (UDA)		
Month	2016	2017
April	32	68
May	165	238
June	259	422
July	379	606
August	458	678
September	458	698
October	684	702
November	825	710
December	1,075	717
January	1,238	717
February	1,531	717
March	1,665	717
April	1,781	717
May	1,782	717
June	1,785	717

QUALITY

	Quantity	Base Number	Contract	AT	Region	England
% of FP17s for the same patient ID Re-attending within 3 months - Children	17	320	5.3%	11.9%	11.9%	12.3%
% of FP17s for the same patient ID Re-attending within 3 months - Adults	9	153	5.9%	15.7%	16.6%	16.7%
% of FP17s for the same patient ID Re-attending between 3 & 9 months - Children	131	320	40.9%	57.2%	60.2%	57.6%
% of FP17s for the same patient ID Re-attending between 3 & 9 months - Adults	48	153	31.4%	48.2%	51.5%	50.1%
% of FP17s for Band 1 Urgent Courses	20	387	5.2%	9.7%	9.5%	9.1%
% of FP17s Relating to Free Repair or Replacements	1	387	0.3%	0.8%	0.7%	0.8%
% of FP17s Relating to Continuations	0	387	0.0%	0.9%	1.2%	1.2%
% of Patients satisfied with the dentistry they have received	0	0	N/A	93.1%	93.1%	92.8%
% of Patients satisfied with the time they had to wait for an appointment	0	0	N/A	89.9%	88.8%	88.7%

* This is based on patients treated on this contract for their most recent course of treatment. Figures in italics indicate the base number of FP17s or Patient Questionnaire responses are less than 100. N/A is shown where the base number of responses is less than 10 during the period. % is calculated as Quantity/Base number*100

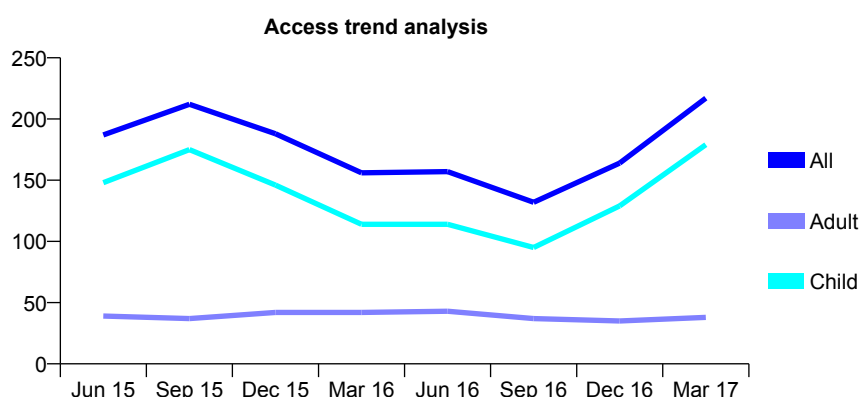
Q69 - Vital Signs At a Glance Contract Report for 308242/0001 - Year end March 2017

Name or company name	Dr Balaji and Dr Cookson
Contract type name	GDS Contract
Purpose of contract	General
Contract start date	01/04/2006
Contract end date	

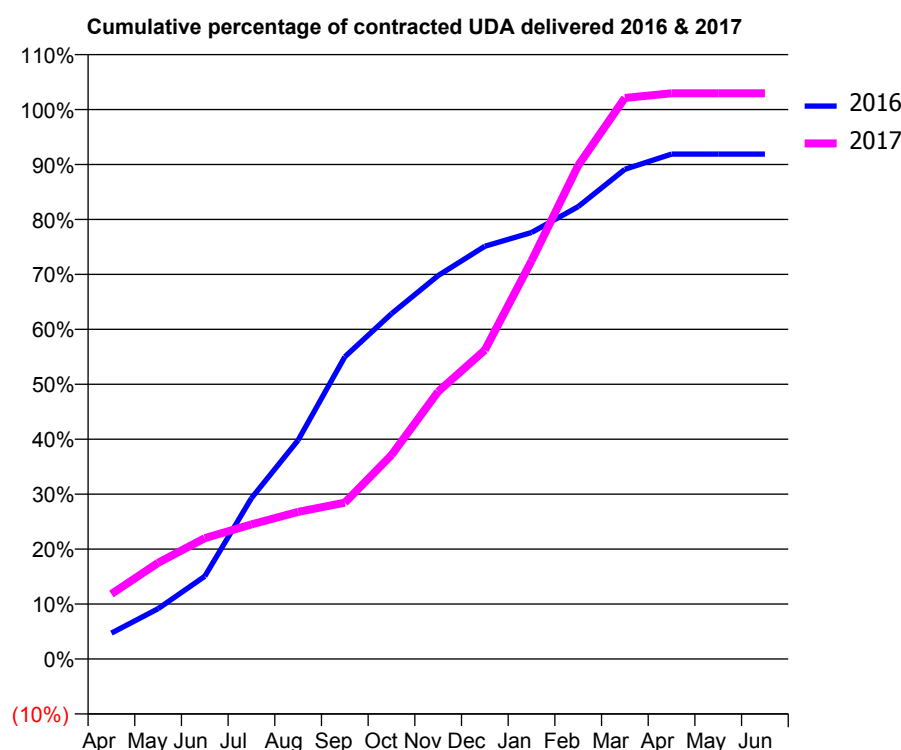
16/17 Contracted general activity (UDA)	360
Carry forward general activity (UDA)	0
16/17 Contracted orthodontic activity (UOA)	0
Carry forward orthodontic activity (UOA)	0
Baseline contract value	£9,488.31

ACCESS*

Patients seen in 24 months	Total	Change since previous quarter
Quarter ending March 2016	156	
Quarter ending June 2016	157	→
Quarter ending September 2016	132	↓
Quarter ending December 2016	164	↑
Quarter ending March 2017	217	↑
Variance since March 2016	39.1%	↑



ACTIVITY



Adjusted Scheduled Activity (UDA)		
Month	2016	2017
April	17	43
May	33	63
June	54	79
July	105	88
August	143	96
September	198	102
October	226	134
November	251	175
December	270	202
January	279	261
February	296	323
March	321	368
April	331	371
May	331	371
June	331	371

QUALITY

	Quantity	Base Number	Contract	AT	Region	England
% of FP17s for the same patient ID Re-attending within 3 months - Children	16	257	6.2%	11.9%	11.9%	12.3%
% of FP17s for the same patient ID Re-attending within 3 months - Adults	1	21	4.8%	15.7%	16.6%	16.7%
% of FP17s for the same patient ID Re-attending between 3 & 9 months - Children	70	257	27.2%	57.2%	60.2%	57.6%
% of FP17s for the same patient ID Re-attending between 3 & 9 months - Adults	9	21	42.9%	48.2%	51.5%	50.1%
% of FP17s for Band 1 Urgent Courses	18	275	6.5%	9.7%	9.5%	9.1%
% of FP17s Relating to Free Repair or Replacements	0	275	0.0%	0.8%	0.7%	0.8%
% of FP17s Relating to Continuations	1	275	0.4%	0.9%	1.2%	1.2%
% of Patients satisfied with the dentistry they have received	0	0	N/A	93.1%	93.1%	92.8%
% of Patients satisfied with the time they had to wait for an appointment	0	0	N/A	89.9%	88.8%	88.7%

* This is based on patients treated on this contract for their most recent course of treatment. Figures in italics indicate the base number of FP17s or Patient Questionnaire responses are less than 100. N/A is shown where the base number of responses is less than 10 during the period. % is calculated as Quantity/Base number*100

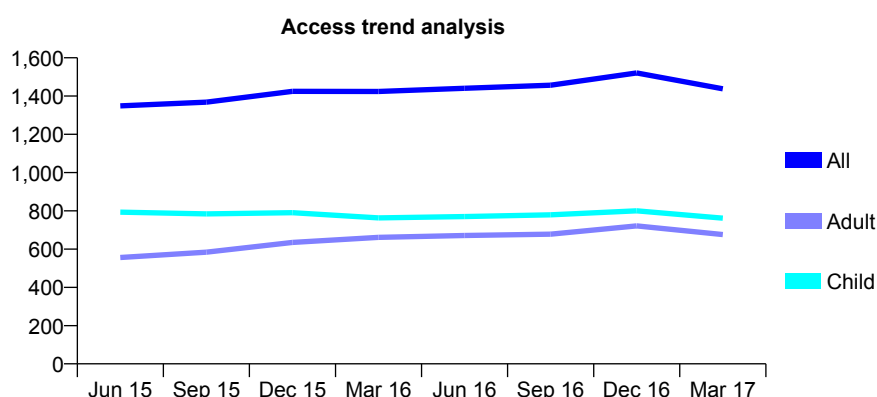
Q69 - Vital Signs At a Glance Contract Report for 318833/0001 - Year end March 2017

Name or company name	MR JS ROOPRA
Contract type name	GDS Contract
Purpose of contract	General
Contract start date	01/04/2006
Contract end date	

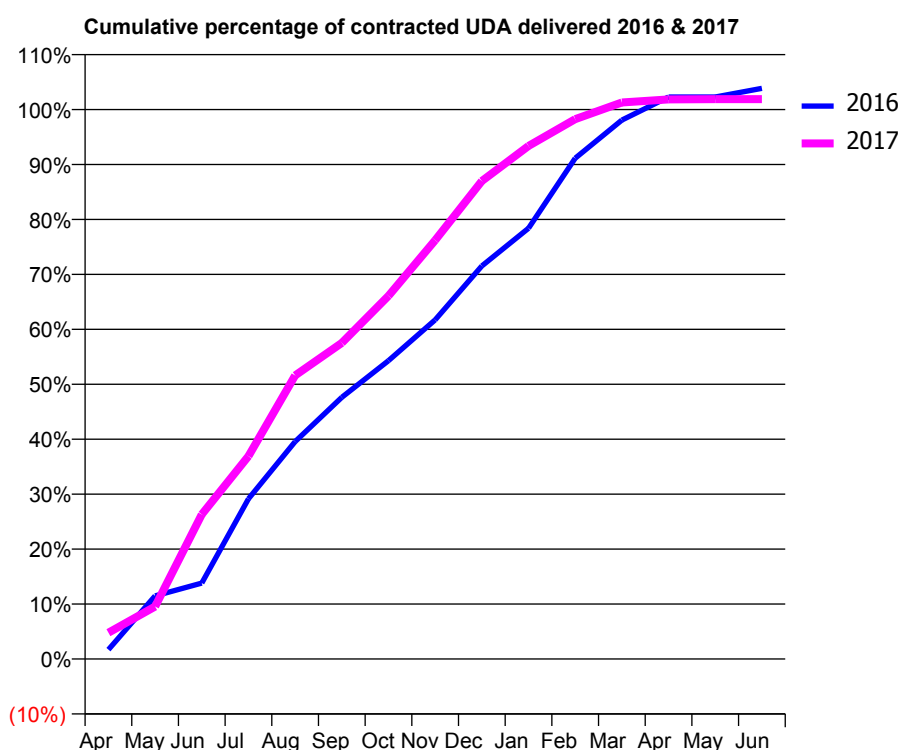
16/17 Contracted general activity (UDA)	2,969
Carry forward general activity (UDA)	-59
16/17 Contracted orthodontic activity (UOA)	0
Carry forward orthodontic activity (UOA)	0
Baseline contract value	£56,240.98

ACCESS*

Patients seen in 24 months	Total	Change since previous quarter
Quarter ending March 2016	1,424	
Quarter ending June 2016	1,441	→
Quarter ending September 2016	1,457	→
Quarter ending December 2016	1,521	↑
Quarter ending March 2017	1,438	↓
Variance since March 2016	1.0%	→



ACTIVITY



Month	Adjusted Scheduled Activity (UDA)	
	2016	2017
April	51	142
May	341	283
June	411	782
July	866	1,096
August	1,175	1,532
September	1,414	1,708
October	1,612	1,962
November	1,833	2,262
December	2,124	2,583
January	2,327	2,772
February	2,706	2,917
March	2,912	3,007
April	3,036	3,024
May	3,036	3,025
June	3,083	3,025

QUALITY

	Quantity	Base Number	Contract	AT	Region	England
% of FP17s for the same patient ID Re-attending within 3 months - Children	66	1,065	6.2%	11.9%	11.9%	12.3%
% of FP17s for the same patient ID Re-attending within 3 months - Adults	57	573	9.9%	15.7%	16.6%	16.7%
% of FP17s for the same patient ID Re-attending between 3 & 9 months - Children	593	1,065	55.7%	57.2%	60.2%	57.6%
% of FP17s for the same patient ID Re-attending between 3 & 9 months - Adults	237	573	41.4%	48.2%	51.5%	50.1%
% of FP17s for Band 1 Urgent Courses	44	1,544	2.8%	9.7%	9.5%	9.1%
% of FP17s Relating to Free Repair or Replacements	0	1,544	0.0%	0.8%	0.7%	0.8%
% of FP17s Relating to Continuations	20	1,544	1.3%	0.9%	1.2%	1.2%
% of Patients satisfied with the dentistry they have received	2	2	N/A	93.1%	93.1%	92.8%
% of Patients satisfied with the time they had to wait for an appointment	2	2	N/A	89.9%	88.8%	88.7%

* This is based on patients treated on this contract for their most recent course of treatment. Figures in italics indicate the base number of FP17s or Patient Questionnaire responses are less than 100. N/A is shown where the base number of responses is less than 10 during the period. % is calculated as Quantity/Base number*100

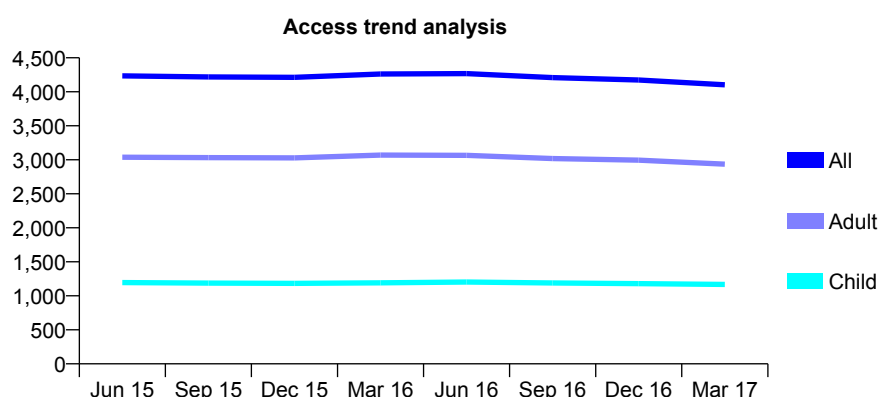
Q69 - Vital Signs At a Glance Contract Report for 318922/0001 - Year end March 2017

Name or company name	MR MD JOHNSON
Contract type name	GDS Contract
Purpose of contract	General
Contract start date	01/04/2006
Contract end date	

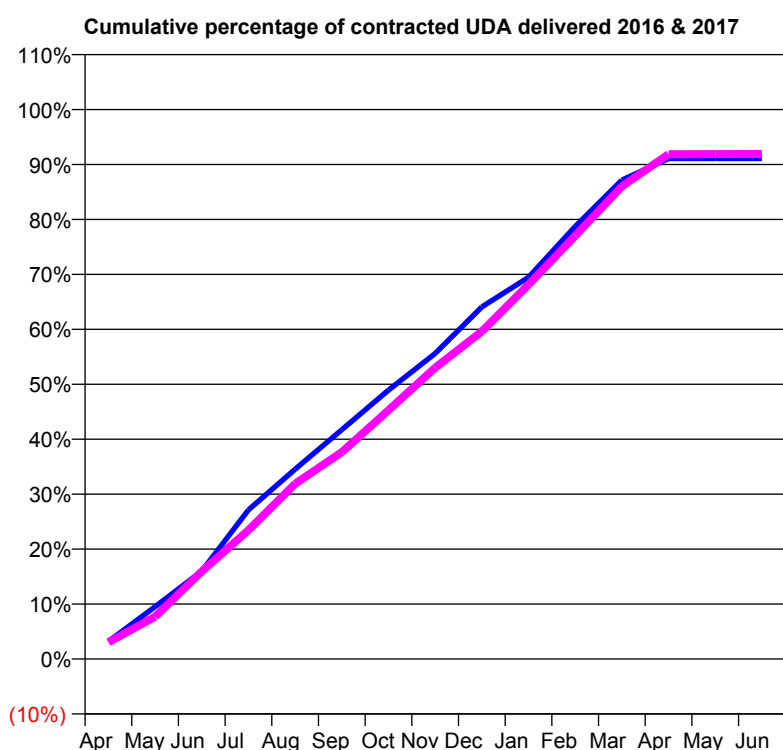
16/17 Contracted general activity (UDA)	10,982
Carry forward general activity (UDA)	0
16/17 Contracted orthodontic activity (UOA)	0
Carry forward orthodontic activity (UOA)	0
Baseline contract value	£258,706.60

ACCESS*

Patients seen in 24 months	Total	Change since previous quarter
Quarter ending March 2016	4,261	
Quarter ending June 2016	4,268	→
Quarter ending September 2016	4,209	↓
Quarter ending December 2016	4,174	→
Quarter ending March 2017	4,103	↓
Variance since March 2016	(3.7%)	↓



ACTIVITY



Adjusted Scheduled Activity (UDA)		
Month	2016	2017
April	388	335
May	1,147	847
June	1,929	1,752
July	3,274	2,576
August	4,164	3,503
September	5,031	4,134
October	5,899	4,972
November	6,703	5,821
December	7,726	6,547
January	8,376	7,483
February	9,490	8,461
March	10,508	9,445
April	10,981	10,088
May	10,981	10,090
June	10,981	10,093

QUALITY

	Quantity	Base Number	Contract	AT	Region	England
% of FP17s for the same patient ID Re-attending within 3 months - Children	131	1,939	6.8%	11.9%	11.9%	12.3%
% of FP17s for the same patient ID Re-attending within 3 months - Adults	496	4,292	11.6%	15.7%	16.6%	16.7%
% of FP17s for the same patient ID Re-attending between 3 & 9 months - Children	1,379	1,939	71.1%	57.2%	60.2%	57.6%
% of FP17s for the same patient ID Re-attending between 3 & 9 months - Adults	2,986	4,292	69.6%	48.2%	51.5%	50.1%
% of FP17s for Band 1 Urgent Courses	414	6,243	6.6%	9.7%	9.5%	9.1%
% of FP17s Relating to Free Repair or Replacements	24	6,243	0.4%	0.8%	0.7%	0.8%
% of FP17s Relating to Continuations	19	6,243	0.3%	0.9%	1.2%	1.2%
% of Patients satisfied with the dentistry they have received	9	10	90.0%	93.1%	93.1%	92.8%
% of Patients satisfied with the time they had to wait for an appointment	9	10	90.0%	89.9%	88.8%	88.7%

* This is based on patients treated on this contract for their most recent course of treatment. Figures in italics indicate the base number of FP17s or Patient Questionnaire responses are less than 100. N/A is shown where the base number of responses is less than 10 during the period. % is calculated as Quantity/Base number*100

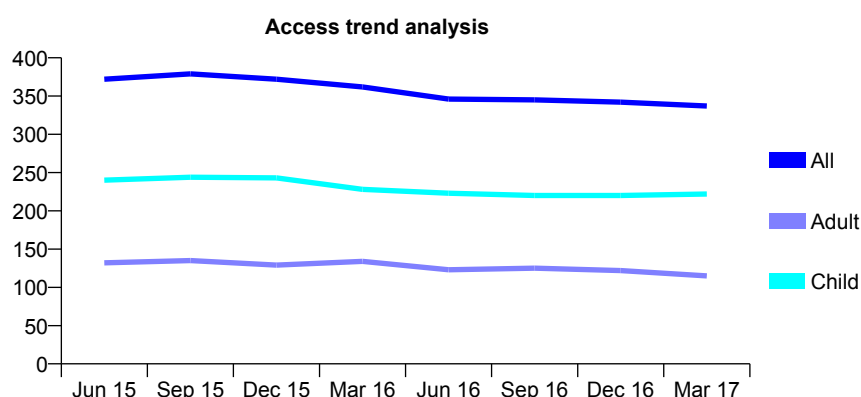
Q69 - Vital Signs At a Glance Contract Report for 322261/0001 - Year end March 2017

Name or company name	MR BS COUSINS
Contract type name	GDS Contract
Purpose of contract	General
Contract start date	01/04/2006
Contract end date	

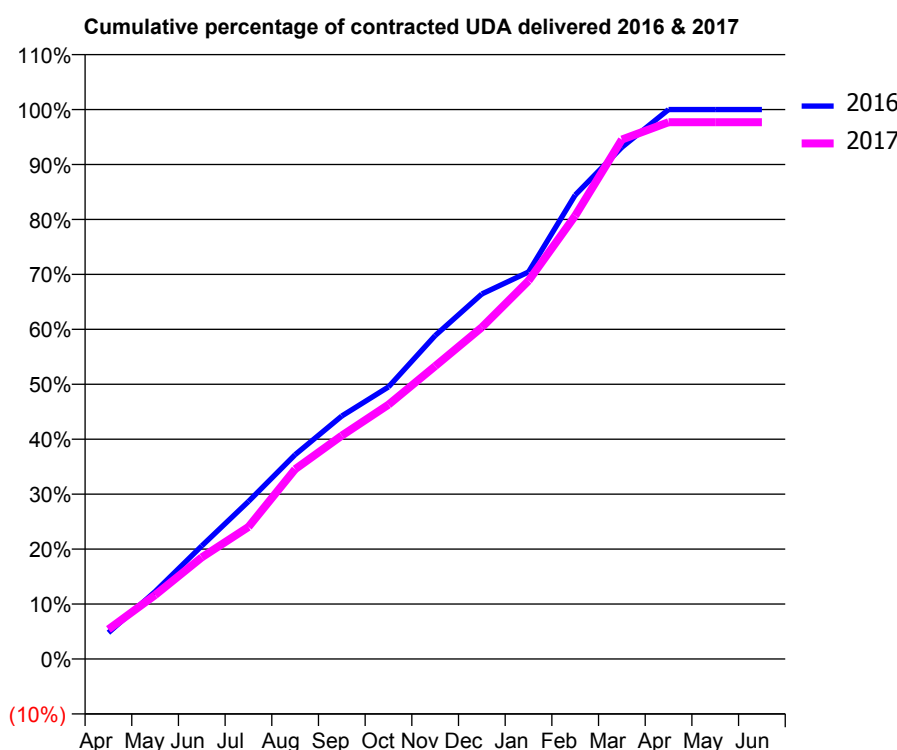
16/17 Contracted general activity (UDA)	984
Carry forward general activity (UDA)	0
16/17 Contracted orthodontic activity (UOA)	0
Carry forward orthodontic activity (UOA)	0
Baseline contract value	£24,154.36

ACCESS*

Patients seen in 24 months	Total	Change since previous quarter
Quarter ending March 2016	362	
Quarter ending June 2016	346	↓
Quarter ending September 2016	345	→
Quarter ending December 2016	342	→
Quarter ending March 2017	337	↓
Variance since March 2016	(6.9%)	↓



ACTIVITY



Month	Adjusted Scheduled Activity (UDA)	
	2016	2017
April	47	53
May	121	114
June	203	182
July	282	237
August	366	340
September	435	400
October	487	455
November	579	525
December	654	594
January	693	677
February	831	794
March	916	930
April	984	961
May	984	961
June	984	961

QUALITY

	Quantity	Base Number	Contract	AT	Region	England
% of FP17s for the same patient ID Re-attending within 3 months - Children	31	410	7.6%	11.9%	11.9%	12.3%
% of FP17s for the same patient ID Re-attending within 3 months - Adults	35	154	22.7%	15.7%	16.6%	16.7%
% of FP17s for the same patient ID Re-attending between 3 & 9 months - Children	305	410	74.4%	57.2%	60.2%	57.6%
% of FP17s for the same patient ID Re-attending between 3 & 9 months - Adults	93	154	60.4%	48.2%	51.5%	50.1%
% of FP17s for Band 1 Urgent Courses	21	545	3.9%	9.7%	9.5%	9.1%
% of FP17s Relating to Free Repair or Replacements	0	545	0.0%	0.8%	0.7%	0.8%
% of FP17s Relating to Continuations	0	545	0.0%	0.9%	1.2%	1.2%
% of Patients satisfied with the dentistry they have received	1	1	N/A	93.1%	93.1%	92.8%
% of Patients satisfied with the time they had to wait for an appointment	1	1	N/A	89.9%	88.8%	88.7%

* This is based on patients treated on this contract for their most recent course of treatment. Figures in italics indicate the base number of FP17s or Patient Questionnaire responses are less than 100. N/A is shown where the base number of responses is less than 10 during the period. % is calculated as Quantity/Base number*100

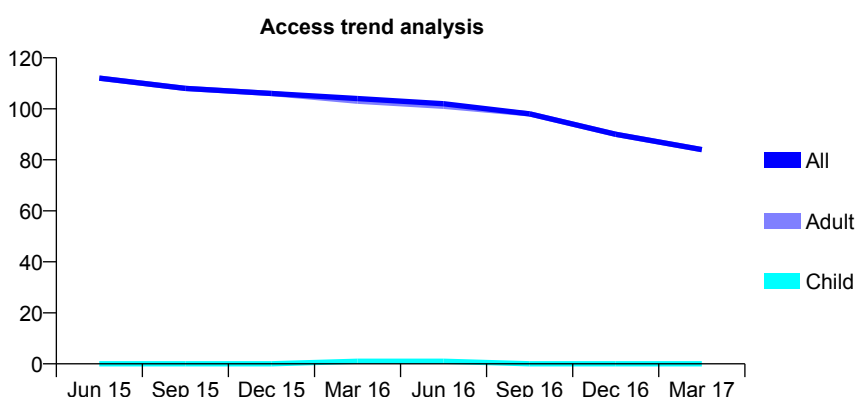
Q69 - Vital Signs At a Glance Contract Report for 323373/0003 - Year end March 2017

Name or company name	MR GF HOLLIS
Contract type name	GDS Contract
Purpose of contract	General
Contract start date	01/04/2006
Contract end date	

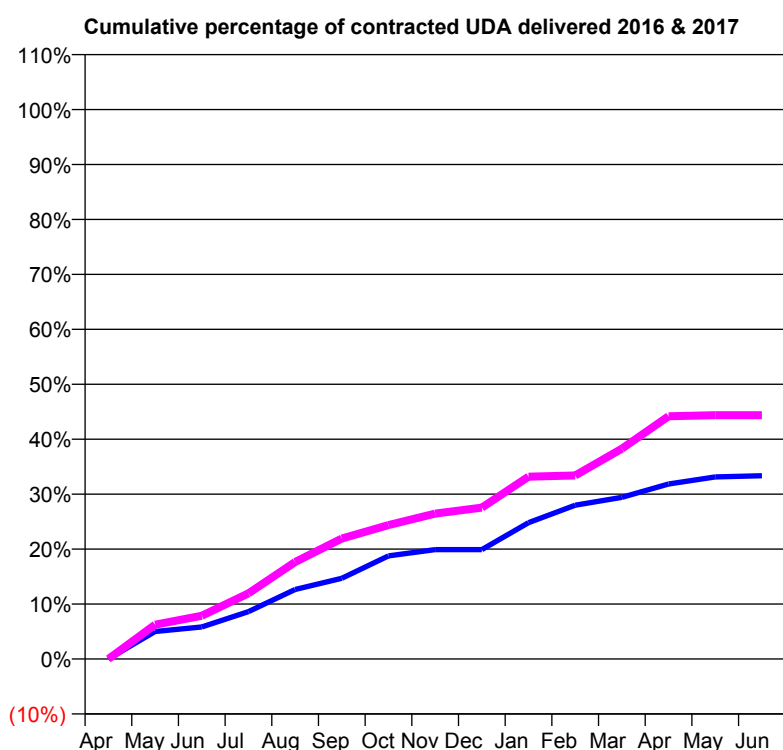
16/17 Contracted general activity (UDA)	1,474
Carry forward general activity (UDA)	0
16/17 Contracted orthodontic activity (UOA)	0
Carry forward orthodontic activity (UOA)	0
Baseline contract value	£41,032.71

ACCESS*

Patients seen in 24 months	Total	Change since previous quarter
Quarter ending March 2016	104	
Quarter ending June 2016	102	↓
Quarter ending September 2016	98	↓
Quarter ending December 2016	90	↓
Quarter ending March 2017	84	↓
Variance since March 2016	(19.2%)	↓



ACTIVITY



Month	Adjusted Scheduled Activity (UDA)	
	2016	2017
April	0	0
May	74	92
June	86	116
July	127	176
August	187	260
September	217	323
October	277	359
November	294	390
December	294	406
January	366	489
February	413	492
March	434	564
April	470	651
May	489	654
June	492	654

QUALITY

	Quantity	Base Number	Contract	AT	Region	England
% of FP17s for the same patient ID Re-attending within 3 months - Children	0	0	N/A	11.9%	11.9%	12.3%
% of FP17s for the same patient ID Re-attending within 3 months - Adults	3	130	2.3%	15.7%	16.6%	16.7%
% of FP17s for the same patient ID Re-attending between 3 & 9 months - Children	0	0	N/A	57.2%	60.2%	57.6%
% of FP17s for the same patient ID Re-attending between 3 & 9 months - Adults	85	130	65.4%	48.2%	51.5%	50.1%
% of FP17s for Band 1 Urgent Courses	1	123	0.8%	9.7%	9.5%	9.1%
% of FP17s Relating to Free Repair or Replacements	1	123	0.8%	0.8%	0.7%	0.8%
% of FP17s Relating to Continuations	0	123	0.0%	0.9%	1.2%	1.2%
% of Patients satisfied with the dentistry they have received	0	1	N/A	93.1%	93.1%	92.8%
% of Patients satisfied with the time they had to wait for an appointment	1	1	N/A	89.9%	88.8%	88.7%

* This is based on patients treated on this contract for their most recent course of treatment. Figures in italics indicate the base number of FP17s or Patient Questionnaire responses are less than 100. N/A is shown where the base number of responses is less than 10 during the period. % is calculated as Quantity/Base number*100

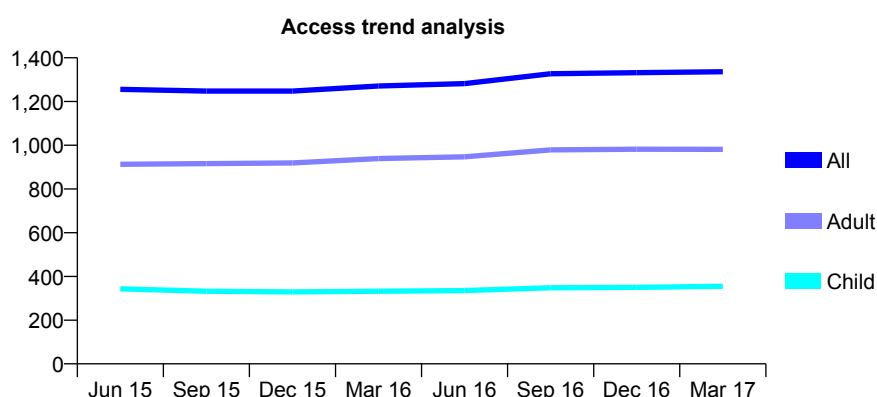
Q69 - Vital Signs At a Glance Contract Report for 323977/0001 - Year end March 2017

Name or company name	MR JR WHITLOCK
Contract type name	GDS Contract
Purpose of contract	General
Contract start date	01/04/2006
Contract end date	

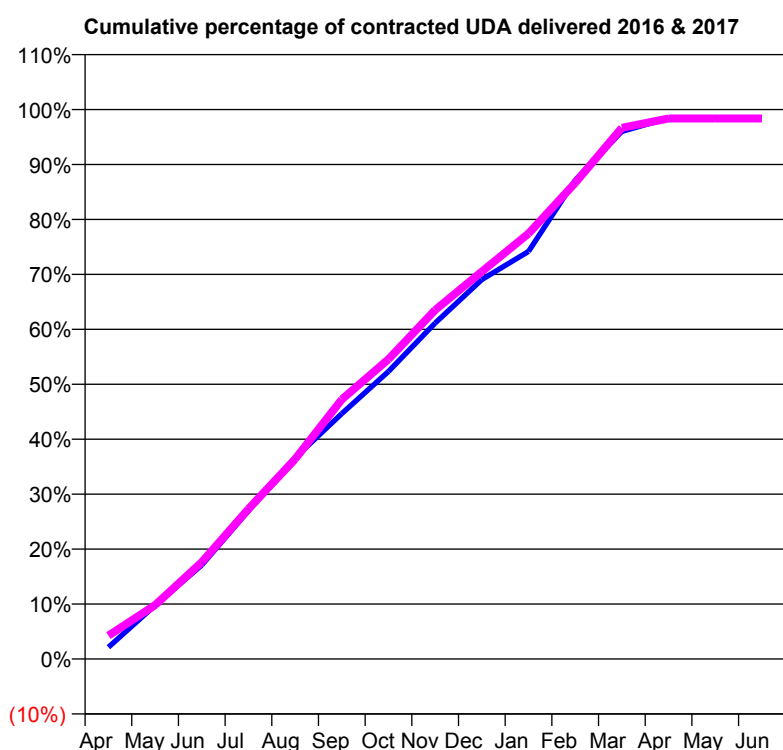
16/17 Contracted general activity (UDA)	4,200
Carry forward general activity (UDA)	64
16/17 Contracted orthodontic activity (UOA)	0
Carry forward orthodontic activity (UOA)	0
Baseline contract value	£103,957.14

ACCESS*

Patients seen in 24 months	Total	Change since previous quarter
Quarter ending March 2016	1,271	
Quarter ending June 2016	1,282	→
Quarter ending September 2016	1,327	↑
Quarter ending December 2016	1,332	→
Quarter ending March 2017	1,336	→
Variance since March 2016	5.1%	↑



ACTIVITY



Adjusted Scheduled Activity (UDA)		
Month	2016	2017
April	90	178
May	410	412
June	718	741
July	1,133	1,148
August	1,539	1,528
September	1,876	1,984
October	2,198	2,291
November	2,568	2,668
December	2,900	2,961
January	3,115	3,251
February	3,659	3,639
March	4,033	4,060
April	4,134	4,131
May	4,136	4,131
June	4,136	4,131

QUALITY

	Quantity	Base Number	Contract	AT	Region	England
% of FP17s for the same patient ID Re-attending within 3 months - Children	37	620	6.0%	11.9%	11.9%	12.3%
% of FP17s for the same patient ID Re-attending within 3 months - Adults	249	1,707	14.6%	15.7%	16.6%	16.7%
% of FP17s for the same patient ID Re-attending between 3 & 9 months - Children	449	620	72.4%	57.2%	60.2%	57.6%
% of FP17s for the same patient ID Re-attending between 3 & 9 months - Adults	1,178	1,707	69.0%	48.2%	51.5%	50.1%
% of FP17s for Band 1 Urgent Courses	116	2,312	5.0%	9.7%	9.5%	9.1%
% of FP17s Relating to Free Repair or Replacements	0	2,312	0.0%	0.8%	0.7%	0.8%
% of FP17s Relating to Continuations	9	2,312	0.4%	0.9%	1.2%	1.2%
% of Patients satisfied with the dentistry they have received	3	3	N/A	93.1%	93.1%	92.8%
% of Patients satisfied with the time they had to wait for an appointment	3	3	N/A	89.9%	88.8%	88.7%

* This is based on patients treated on this contract for their most recent course of treatment. Figures in italics indicate the base number of FP17s or Patient Questionnaire responses are less than 100. N/A is shown where the base number of responses is less than 10 during the period. % is calculated as Quantity/Base number*100

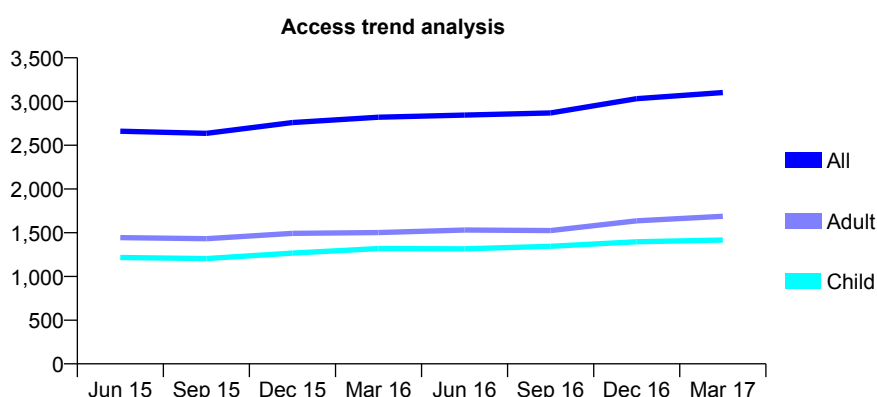
Q69 - Vital Signs At a Glance Contract Report for 326240/0001 - Year end March 2017

Name or company name	MR NS SEHRA
Contract type name	GDS Contract
Purpose of contract	General
Contract start date	01/04/2006
Contract end date	

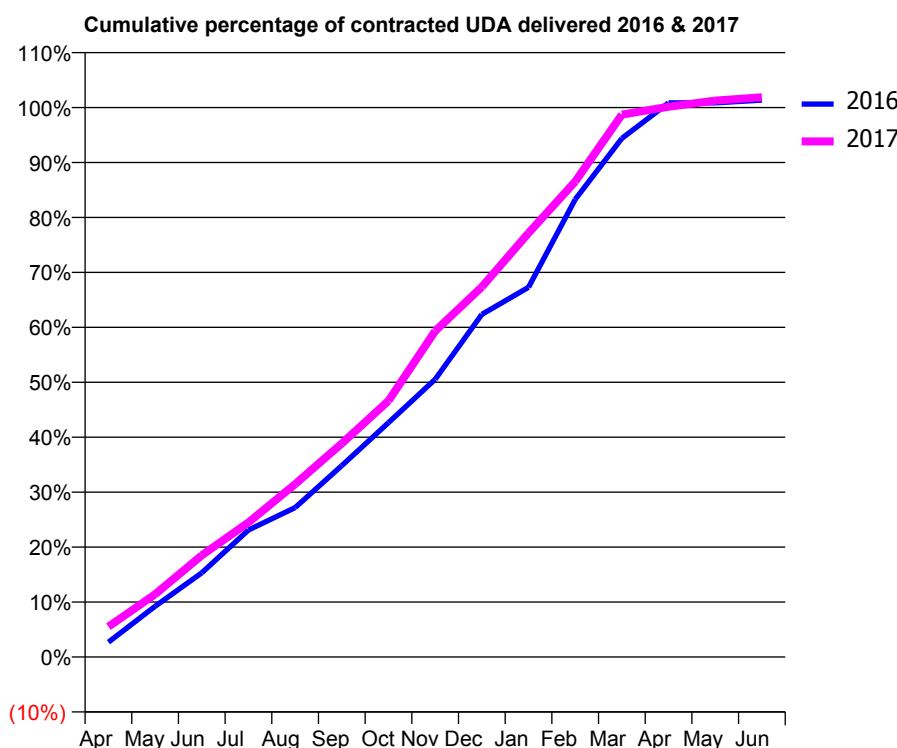
16/17 Contracted general activity (UDA)	11,885
Carry forward general activity (UDA)	-162
16/17 Contracted orthodontic activity (UOA)	0
Carry forward orthodontic activity (UOA)	0
Baseline contract value	£396,598.16

ACCESS*

Patients seen in 24 months	Total	Change since previous quarter
Quarter ending March 2016	2,820	
Quarter ending June 2016	2,845	→
Quarter ending September 2016	2,869	→
Quarter ending December 2016	3,032	↑
Quarter ending March 2017	3,103	↑
Variance since March 2016	10.0%	↑



ACTIVITY



Adjusted Scheduled Activity (UDA)		
Month	2016	2017
April	325	655
May	1,105	1,358
June	1,834	2,198
July	2,765	2,912
August	3,255	3,740
September	4,168	4,618
October	5,105	5,543
November	6,046	7,052
December	7,460	8,004
January	8,051	9,171
February	9,965	10,283
March	11,294	11,732
April	12,068	11,903
May	12,067	12,033
June	12,127	12,106

QUALITY

	Quantity	Base Number	Contract	AT	Region	England
% of FP17s for the same patient ID Re-attending within 3 months - Children	125	2,614	4.8%	11.9%	11.9%	12.3%
% of FP17s for the same patient ID Re-attending within 3 months - Adults	357	2,247	15.9%	15.7%	16.6%	16.7%
% of FP17s for the same patient ID Re-attending between 3 & 9 months - Children	1,837	2,614	70.3%	57.2%	60.2%	57.6%
% of FP17s for the same patient ID Re-attending between 3 & 9 months - Adults	1,025	2,247	45.6%	48.2%	51.5%	50.1%
% of FP17s for Band 1 Urgent Courses	670	4,813	13.9%	9.7%	9.5%	9.1%
% of FP17s Relating to Free Repair or Replacements	6	4,813	0.1%	0.8%	0.7%	0.8%
% of FP17s Relating to Continuations	0	4,813	0.0%	0.9%	1.2%	1.2%
% of Patients satisfied with the dentistry they have received	3	3	N/A	93.1%	93.1%	92.8%
% of Patients satisfied with the time they had to wait for an appointment	3	3	N/A	89.9%	88.8%	88.7%

* This is based on patients treated on this contract for their most recent course of treatment. Figures in italics indicate the base number of FP17s or Patient Questionnaire responses are less than 100. N/A is shown where the base number of responses is less than 10 during the period. % is calculated as Quantity/Base number*100

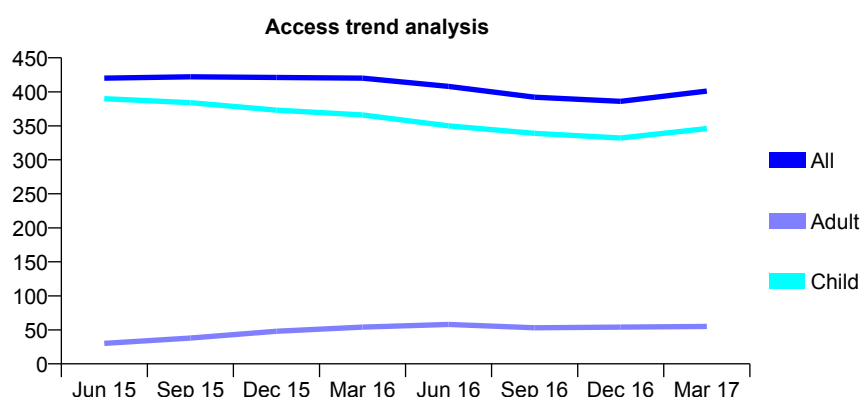
Q69 - Vital Signs At a Glance Contract Report for 327387/0001 - Year end March 2017

Name or company name	Pond House Dental Partnership
Contract type name	GDS Contract
Purpose of contract	General
Contract start date	01/04/2006
Contract end date	

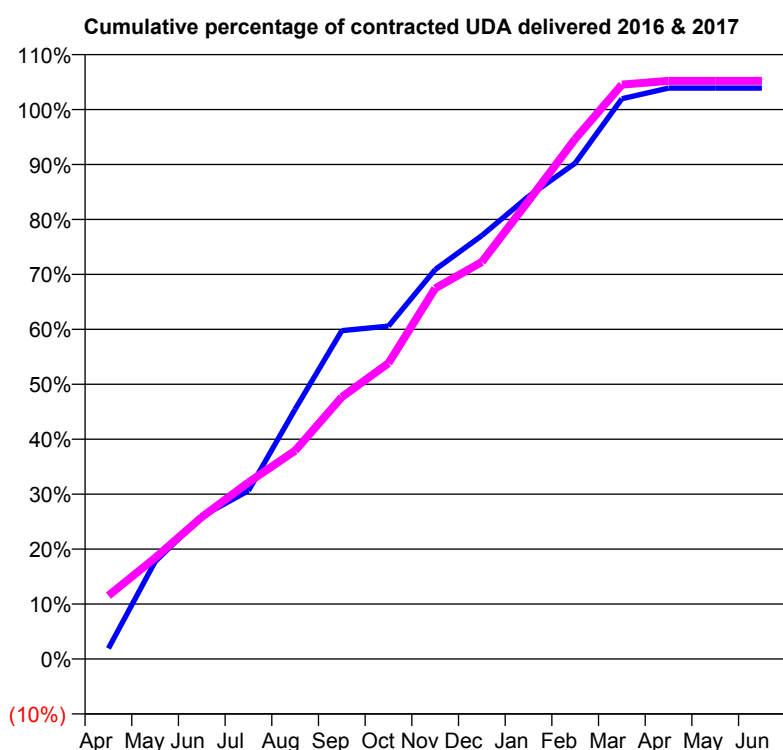
16/17 Contracted general activity (UDA)	728
Carry forward general activity (UDA)	-15
16/17 Contracted orthodontic activity (UOA)	0
Carry forward orthodontic activity (UOA)	0
Baseline contract value	£13,817.42

ACCESS*

Patients seen in 24 months	Total	Change since previous quarter
Quarter ending March 2016	420	
Quarter ending June 2016	408	↓
Quarter ending September 2016	392	↓
Quarter ending December 2016	386	↓
Quarter ending March 2017	401	↑
Variance since March 2016	(4.5%)	↓



ACTIVITY



Month	Adjusted Scheduled Activity (UDA)	
	2016	2017
April	14	84
May	129	134
June	189	188
July	223	234
August	331	276
September	435	347
October	441	392
November	516	491
December	561	526
January	613	607
February	657	689
March	742	761
April	756	766
May	756	766
June	756	766

QUALITY

	Quantity	Base Number	Contract	AT	Region	England
% of FP17s for the same patient ID Re-attending within 3 months - Children	47	525	9.0%	11.9%	11.9%	12.3%
% of FP17s for the same patient ID Re-attending within 3 months - Adults	3	33	9.1%	15.7%	16.6%	16.7%
% of FP17s for the same patient ID Re-attending between 3 & 9 months - Children	271	525	51.6%	57.2%	60.2%	57.6%
% of FP17s for the same patient ID Re-attending between 3 & 9 months - Adults	17	33	51.5%	48.2%	51.5%	50.1%
% of FP17s for Band 1 Urgent Courses	0	513	0.0%	9.7%	9.5%	9.1%
% of FP17s Relating to Free Repair or Replacements	0	513	0.0%	0.8%	0.7%	0.8%
% of FP17s Relating to Continuations	22	513	4.3%	0.9%	1.2%	1.2%
% of Patients satisfied with the dentistry they have received	1	1	N/A	93.1%	93.1%	92.8%
% of Patients satisfied with the time they had to wait for an appointment	1	1	N/A	89.9%	88.8%	88.7%

* This is based on patients treated on this contract for their most recent course of treatment. Figures in italics indicate the base number of FP17s or Patient Questionnaire responses are less than 100. N/A is shown where the base number of responses is less than 10 during the period. % is calculated as Quantity/Base number*100

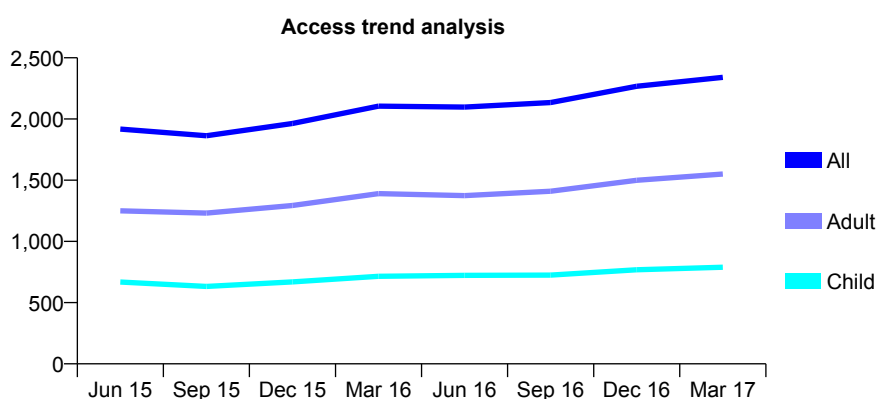
Q69 - Vital Signs At a Glance Contract Report for 332119/0003 - Year end March 2017

Name or company name	SC Dental Studio Ltd
Contract type name	GDS Contract
Purpose of contract	General
Contract start date	24/12/2009
Contract end date	

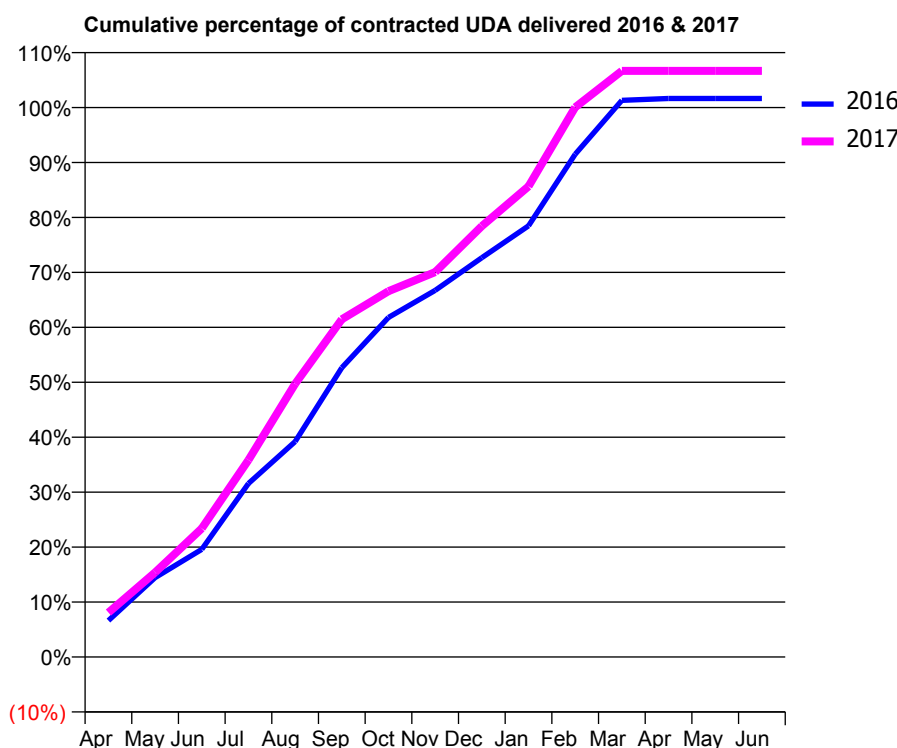
16/17 Contracted general activity (UDA)	3,276
Carry forward general activity (UDA)	-54
16/17 Contracted orthodontic activity (UOA)	0
Carry forward orthodontic activity (UOA)	0
Baseline contract value	£95,470.77

ACCESS*

Patients seen in 24 months	Total	Change since previous quarter
Quarter ending March 2016	2,105	
Quarter ending June 2016	2,097	→
Quarter ending September 2016	2,135	→
Quarter ending December 2016	2,267	↑
Quarter ending March 2017	2,340	↑
Variance since March 2016	11.2%	↑



ACTIVITY



Month	Adjusted Scheduled Activity (UDA)	
	2016	2017
April	219	265
May	477	505
June	646	767
July	1,042	1,174
August	1,293	1,628
September	1,736	2,013
October	2,038	2,181
November	2,201	2,295
December	2,396	2,569
January	2,588	2,806
February	3,018	3,277
March	3,341	3,494
April	3,352	3,494
May	3,352	3,494
June	3,352	3,494

QUALITY

	Quantity	Base Number	Contract	AT	Region	England
% of FP17s for the same patient ID Re-attending within 3 months - Children	89	899	9.9%	11.9%	11.9%	12.3%
% of FP17s for the same patient ID Re-attending within 3 months - Adults	279	1,590	17.5%	15.7%	16.6%	16.7%
% of FP17s for the same patient ID Re-attending between 3 & 9 months - Children	365	899	40.6%	57.2%	60.2%	57.6%
% of FP17s for the same patient ID Re-attending between 3 & 9 months - Adults	414	1,590	26.0%	48.2%	51.5%	50.1%
% of FP17s for Band 1 Urgent Courses	255	1,159	22.0%	9.7%	9.5%	9.1%
% of FP17s Relating to Free Repair or Replacements	0	1,159	0.0%	0.8%	0.7%	0.8%
% of FP17s Relating to Continuations	21	1,159	1.8%	0.9%	1.2%	1.2%
% of Patients satisfied with the dentistry they have received	3	3	N/A	93.1%	93.1%	92.8%
% of Patients satisfied with the time they had to wait for an appointment	1	3	N/A	89.9%	88.8%	88.7%

* This is based on patients treated on this contract for their most recent course of treatment. Figures in italics indicate the base number of FP17s or Patient Questionnaire responses are less than 100. N/A is shown where the base number of responses is less than 10 during the period. % is calculated as Quantity/Base number*100

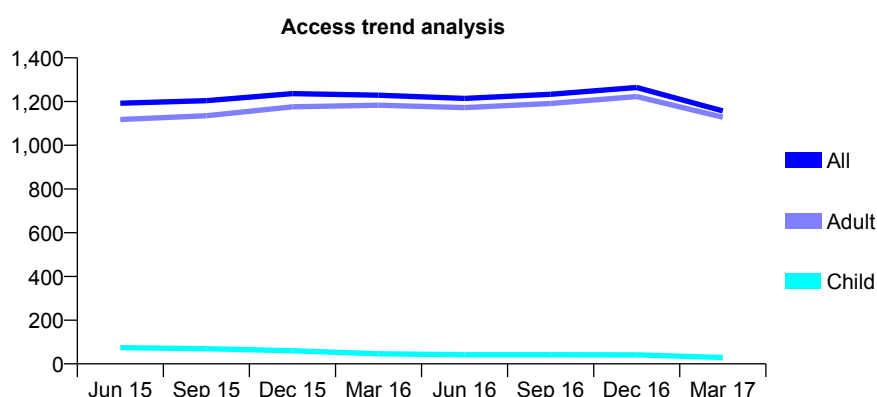
Q69 - Vital Signs At a Glance Contract Report for 332119/0005 - Year end March 2017

Name or company name	SC Dental Studio Ltd
Contract type name	GDS Contract
Purpose of contract	General
Contract start date	01/04/2013
Contract end date	

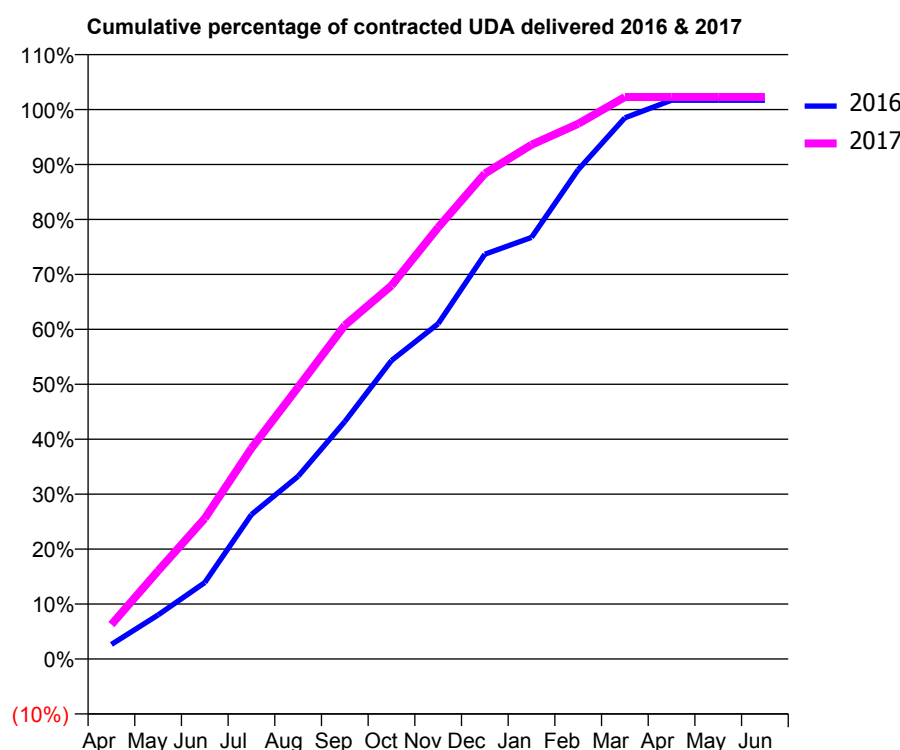
16/17 Contracted general activity (UDA)	5,382
Carry forward general activity (UDA)	-93
16/17 Contracted orthodontic activity (UOA)	0
Carry forward orthodontic activity (UOA)	0
Baseline contract value	£274,591.44

ACCESS*

Patients seen in 24 months	Total	Change since previous quarter
Quarter ending March 2016	1,229	
Quarter ending June 2016	1,214	↓
Quarter ending September 2016	1,233	→
Quarter ending December 2016	1,264	↑
Quarter ending March 2017	1,157	↓
Variance since March 2016	(5.9%)	↓



ACTIVITY



Adjusted Scheduled Activity (UDA)		
Month	2016	2017
April	144	338
May	435	864
June	754	1,377
July	1,425	2,064
August	1,802	2,662
September	2,342	3,269
October	2,944	3,658
November	3,307	4,227
December	3,992	4,755
January	4,158	5,037
February	4,825	5,242
March	5,337	5,504
April	5,511	5,504
May	5,511	5,504
June	5,511	5,504

QUALITY

	Quantity	Base Number	Contract	AT	Region	England
% of FP17s for the same patient ID Re-attending within 3 months - Children	0	39	0.0%	11.9%	11.9%	12.3%
% of FP17s for the same patient ID Re-attending within 3 months - Adults	15	970	1.5%	15.7%	16.6%	16.7%
% of FP17s for the same patient ID Re-attending between 3 & 9 months - Children	3	39	7.7%	57.2%	60.2%	57.6%
% of FP17s for the same patient ID Re-attending between 3 & 9 months - Adults	83	970	8.6%	48.2%	51.5%	50.1%
% of FP17s for Band 1 Urgent Courses	0	963	0.0%	9.7%	9.5%	9.1%
% of FP17s Relating to Free Repair or Replacements	0	963	0.0%	0.8%	0.7%	0.8%
% of FP17s Relating to Continuations	5	963	0.5%	0.9%	1.2%	1.2%
% of Patients satisfied with the dentistry they have received	0	1	N/A	93.1%	93.1%	92.8%
% of Patients satisfied with the time they had to wait for an appointment	0	1	N/A	89.9%	88.8%	88.7%

* This is based on patients treated on this contract for their most recent course of treatment. Figures in italics indicate the base number of FP17s or Patient Questionnaire responses are less than 100. N/A is shown where the base number of responses is less than 10 during the period. % is calculated as Quantity/Base number*100

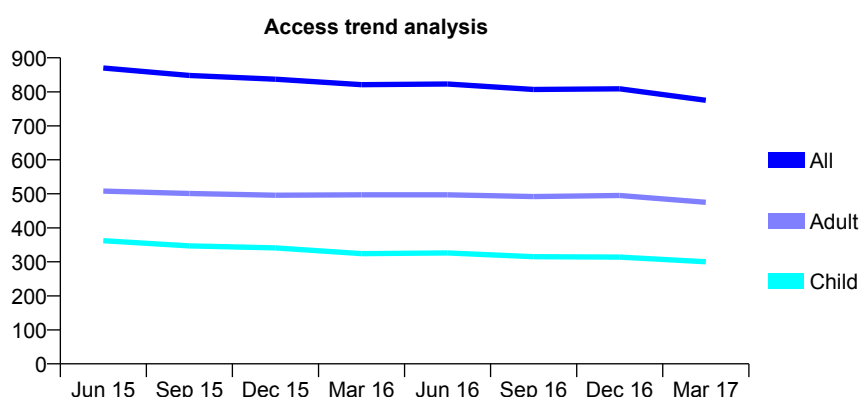
Q69 - Vital Signs At a Glance Contract Report for 334944/0001 - Year end March 2017

Name or company name	MISS NP MCVEIGH
Contract type name	GDS Contract
Purpose of contract	General
Contract start date	01/04/2006
Contract end date	

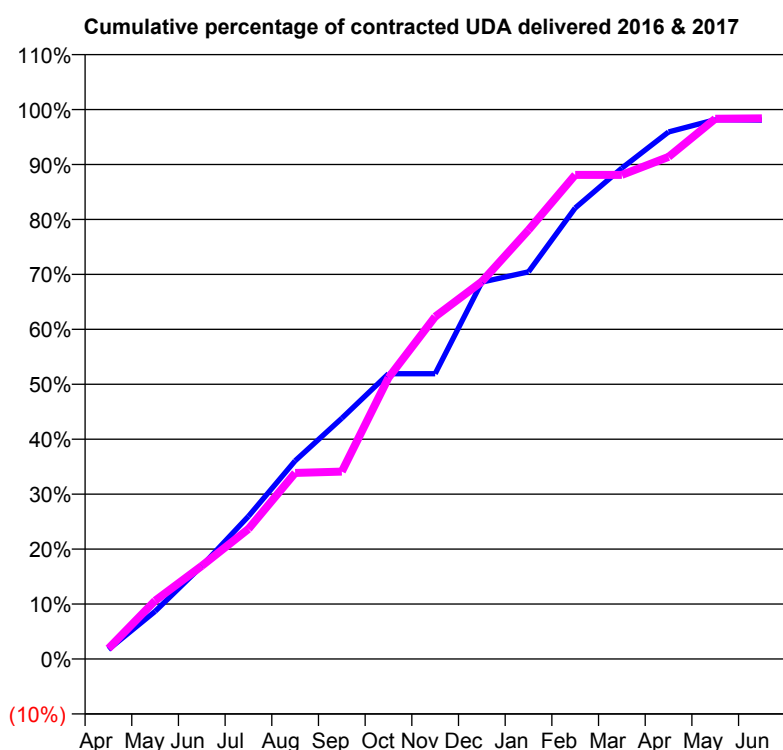
16/17 Contracted general activity (UDA)	1,760
Carry forward general activity (UDA)	34
16/17 Contracted orthodontic activity (UOA)	0
Carry forward orthodontic activity (UOA)	0
Baseline contract value	£42,527.25

ACCESS*

Patients seen in 24 months	Total	Change since previous quarter
Quarter ending March 2016	821	
Quarter ending June 2016	823	→
Quarter ending September 2016	807	↓
Quarter ending December 2016	809	→
Quarter ending March 2017	775	↓
Variance since March 2016	(5.6%)	↓



ACTIVITY



Adjusted Scheduled Activity (UDA)		
Month	2016	2017
April	30	33
May	153	187
June	298	298
July	457	417
August	635	596
September	771	600
October	914	901
November	914	1,096
December	1,207	1,209
January	1,240	1,374
February	1,445	1,550
March	1,572	1,550
April	1,688	1,608
May	1,727	1,731
June	1,726	1,732

QUALITY

	Quantity	Base Number	Contract	AT	Region	England
% of FP17s for the same patient ID Re-attending within 3 months - Children	16	433	3.7%	11.9%	11.9%	12.3%
% of FP17s for the same patient ID Re-attending within 3 months - Adults	56	686	8.2%	15.7%	16.6%	16.7%
% of FP17s for the same patient ID Re-attending between 3 & 9 months - Children	311	433	71.8%	57.2%	60.2%	57.6%
% of FP17s for the same patient ID Re-attending between 3 & 9 months - Adults	523	686	76.2%	48.2%	51.5%	50.1%
% of FP17s for Band 1 Urgent Courses	28	1,105	2.5%	9.7%	9.5%	9.1%
% of FP17s Relating to Free Repair or Replacements	2	1,105	0.2%	0.8%	0.7%	0.8%
% of FP17s Relating to Continuations	1	1,105	0.1%	0.9%	1.2%	1.2%
% of Patients satisfied with the dentistry they have received	3	3	N/A	93.1%	93.1%	92.8%
% of Patients satisfied with the time they had to wait for an appointment	3	3	N/A	89.9%	88.8%	88.7%

* This is based on patients treated on this contract for their most recent course of treatment. Figures in italics indicate the base number of FP17s or Patient Questionnaire responses are less than 100. N/A is shown where the base number of responses is less than 10 during the period. % is calculated as Quantity/Base number*100

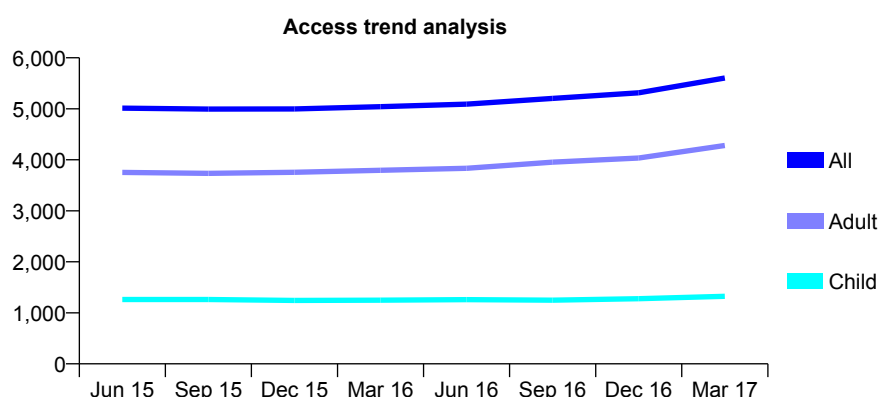
Q69 - Vital Signs At a Glance Contract Report for 335304/0001 - Year end March 2017

Name or company name	MR LR POWELL
Contract type name	GDS Contract
Purpose of contract	General
Contract start date	01/04/2006
Contract end date	

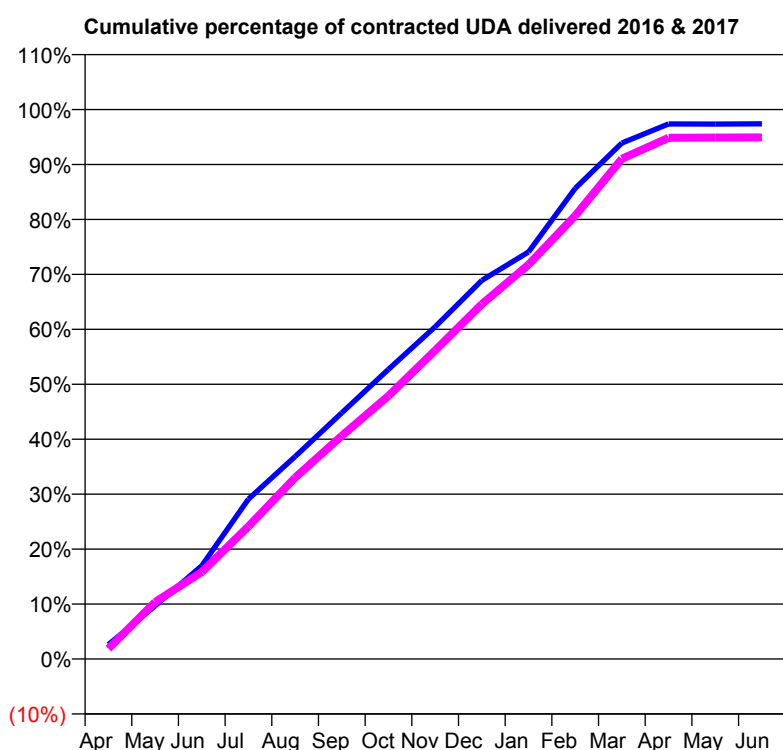
16/17 Contracted general activity (UDA)	17,123
Carry forward general activity (UDA)	448
16/17 Contracted orthodontic activity (UOA)	0
Carry forward orthodontic activity (UOA)	0
Baseline contract value	£391,044.74

ACCESS*

Patients seen in 24 months	Total	Change since previous quarter
Quarter ending March 2016	5,043	
Quarter ending June 2016	5,092	→
Quarter ending September 2016	5,204	↑
Quarter ending December 2016	5,313	↑
Quarter ending March 2017	5,605	↑
Variance since March 2016	11.1%	↑



ACTIVITY



Adjusted Scheduled Activity (UDA)		
Month	2016	2017
April	452	322
May	1,656	1,778
June	2,907	2,710
July	4,984	4,131
August	6,308	5,655
September	7,675	6,960
October	9,027	8,201
November	10,353	9,617
December	11,797	11,058
January	12,683	12,288
February	14,665	13,816
March	16,080	15,588
April	16,671	16,241
May	16,670	16,250
June	16,676	16,254

QUALITY

	Quantity	Base Number	Contract	AT	Region	England
% of FP17s for the same patient ID Re-attending within 3 months - Children	250	2,318	10.8%	11.9%	11.9%	12.3%
% of FP17s for the same patient ID Re-attending within 3 months - Adults	1,270	6,986	18.2%	15.7%	16.6%	16.7%
% of FP17s for the same patient ID Re-attending between 3 & 9 months - Children	1,443	2,318	62.3%	57.2%	60.2%	57.6%
% of FP17s for the same patient ID Re-attending between 3 & 9 months - Adults	3,804	6,986	54.5%	48.2%	51.5%	50.1%
% of FP17s for Band 1 Urgent Courses	996	9,333	10.7%	9.7%	9.5%	9.1%
% of FP17s Relating to Free Repair or Replacements	120	9,333	1.3%	0.8%	0.7%	0.8%
% of FP17s Relating to Continuations	64	9,333	0.7%	0.9%	1.2%	1.2%
% of Patients satisfied with the dentistry they have received	14	16	87.5%	93.1%	93.1%	92.8%
% of Patients satisfied with the time they had to wait for an appointment	15	16	93.8%	89.9%	88.8%	88.7%

* This is based on patients treated on this contract for their most recent course of treatment. Figures in italics indicate the base number of FP17s or Patient Questionnaire responses are less than 100. N/A is shown where the base number of responses is less than 10 during the period. % is calculated as Quantity/Base number*100

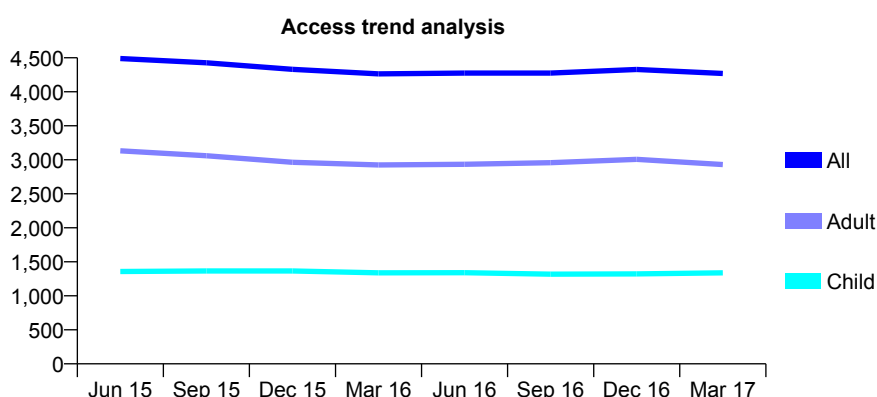
Q69 - Vital Signs At a Glance Contract Report for 336785/0001 - Year end March 2017

Name or company name	MRS KS RADIA
Contract type name	GDS Contract
Purpose of contract	General
Contract start date	01/04/2006
Contract end date	

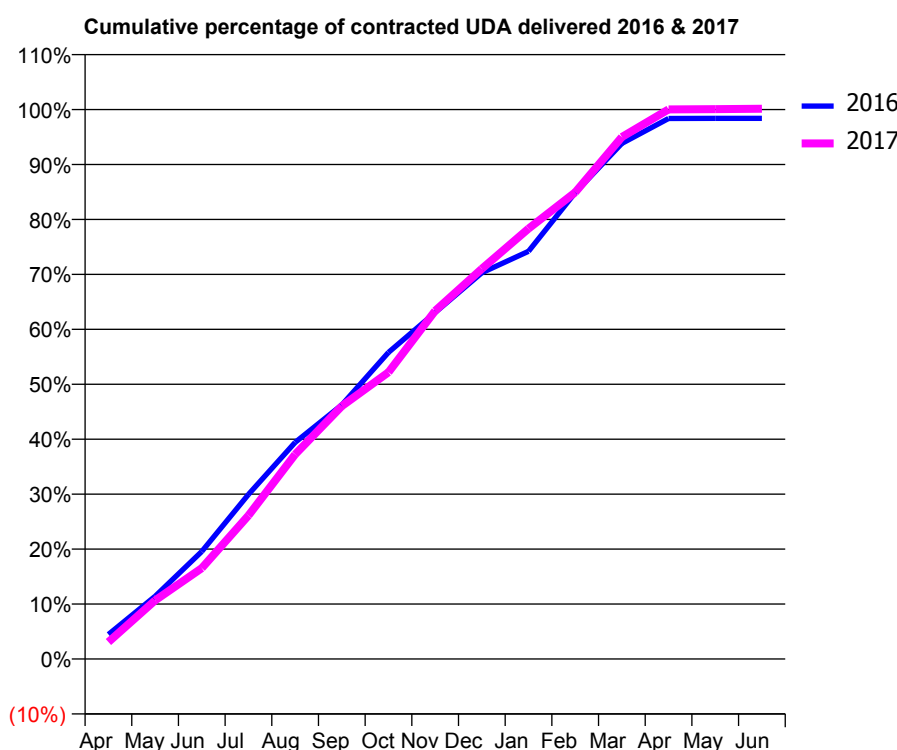
16/17 Contracted general activity (UDA)	8,951
Carry forward general activity (UDA)	147
16/17 Contracted orthodontic activity (UOA)	0
Carry forward orthodontic activity (UOA)	0
Baseline contract value	£287,992.59

ACCESS*

Patients seen in 24 months	Total	Change since previous quarter
Quarter ending March 2016	4,263	
Quarter ending June 2016	4,276	→
Quarter ending September 2016	4,275	→
Quarter ending December 2016	4,329	→
Quarter ending March 2017	4,269	↓
Variance since March 2016	0.1%	→



ACTIVITY



Adjusted Scheduled Activity (UDA)		
Month	2016	2017
April	411	276
May	1,046	954
June	1,794	1,481
July	2,744	2,339
August	3,612	3,333
September	4,236	4,119
October	5,113	4,672
November	5,776	5,672
December	6,439	6,356
January	6,797	7,010
February	7,774	7,602
March	8,595	8,503
April	9,012	8,953
May	9,014	8,956
June	9,014	8,962

QUALITY

	Quantity	Base Number	Contract	AT	Region	England
% of FP17s for the same patient ID Re-attending within 3 months - Children	133	2,173	6.1%	11.9%	11.9%	12.3%
% of FP17s for the same patient ID Re-attending within 3 months - Adults	541	3,855	14.0%	15.7%	16.6%	16.7%
% of FP17s for the same patient ID Re-attending between 3 & 9 months - Children	1,478	2,173	68.0%	57.2%	60.2%	57.6%
% of FP17s for the same patient ID Re-attending between 3 & 9 months - Adults	1,561	3,855	40.5%	48.2%	51.5%	50.1%
% of FP17s for Band 1 Urgent Courses	467	5,171	9.0%	9.7%	9.5%	9.1%
% of FP17s Relating to Free Repair or Replacements	18	5,171	0.3%	0.8%	0.7%	0.8%
% of FP17s Relating to Continuations	25	5,171	0.5%	0.9%	1.2%	1.2%
% of Patients satisfied with the dentistry they have received	18	21	85.7%	93.1%	93.1%	92.8%
% of Patients satisfied with the time they had to wait for an appointment	17	21	81.0%	89.9%	88.8%	88.7%

* This is based on patients treated on this contract for their most recent course of treatment. Figures in italics indicate the base number of FP17s or Patient Questionnaire responses are less than 100. N/A is shown where the base number of responses is less than 10 during the period. % is calculated as Quantity/Base number*100

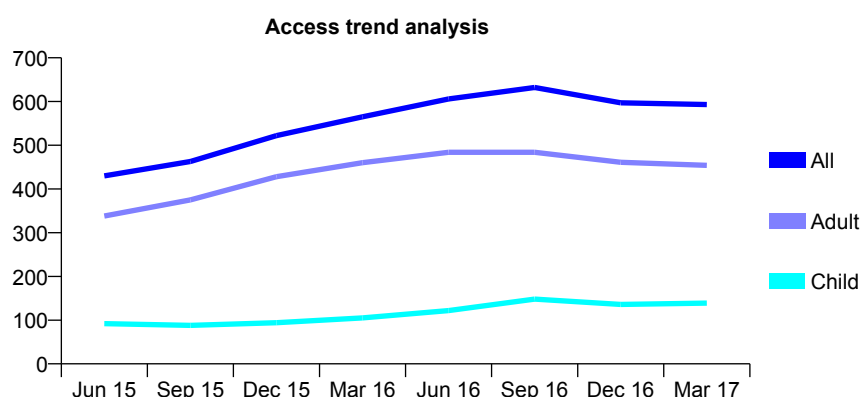
Q69 - Vital Signs At a Glance Contract Report for 336785/0002 - Year end March 2017

Name or company name	MRS KS RADIA
Contract type name	GDS Contract
Purpose of contract	General
Contract start date	01/04/2009
Contract end date	

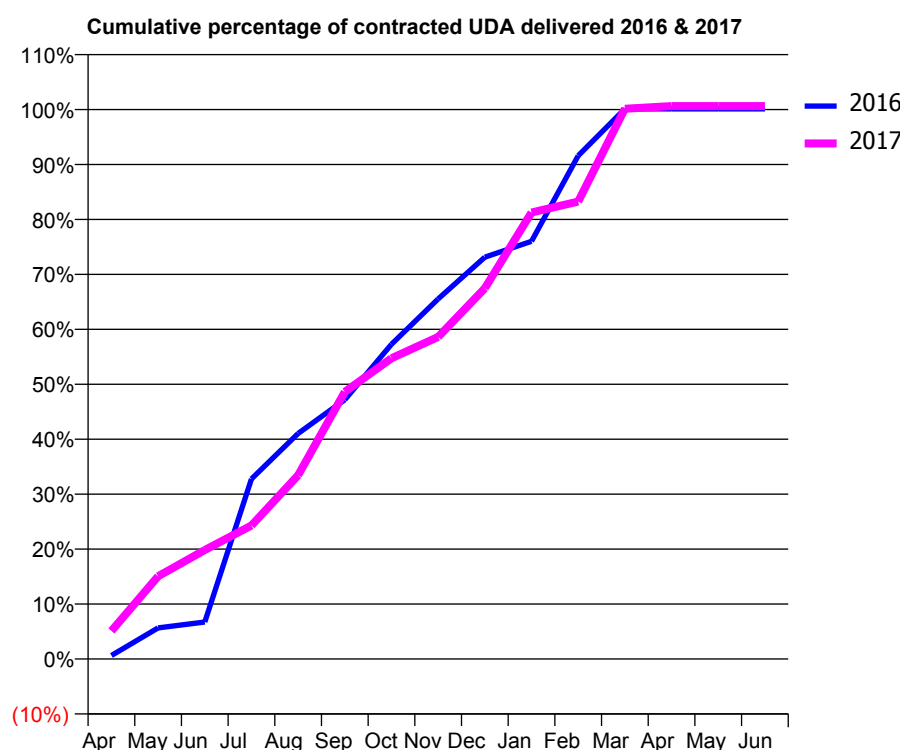
16/17 Contracted general activity (UDA)	1,050
Carry forward general activity (UDA)	-1
16/17 Contracted orthodontic activity (UOA)	0
Carry forward orthodontic activity (UOA)	0
Baseline contract value	£28,152.88

ACCESS*

Patients seen in 24 months	Total	Change since previous quarter
Quarter ending March 2016	565	
Quarter ending June 2016	606	↑
Quarter ending September 2016	632	↑
Quarter ending December 2016	597	↓
Quarter ending March 2017	593	→
Variance since March 2016	5.0%	↑



ACTIVITY



Adjusted Scheduled Activity (UDA)		
Month	2016	2017
April	7	54
May	61	158
June	72	208
July	352	255
August	441	351
September	507	511
October	616	575
November	704	615
December	786	708
January	817	853
February	985	874
March	1,076	1,051
April	1,076	1,057
May	1,076	1,057
June	1,076	1,057

QUALITY

	Quantity	Base Number	Contract	AT	Region	England
% of FP17s for the same patient ID Re-attending within 3 months - Children	0	243	0.0%	11.9%	11.9%	12.3%
% of FP17s for the same patient ID Re-attending within 3 months - Adults	14	625	2.2%	15.7%	16.6%	16.7%
% of FP17s for the same patient ID Re-attending between 3 & 9 months - Children	109	243	44.9%	57.2%	60.2%	57.6%
% of FP17s for the same patient ID Re-attending between 3 & 9 months - Adults	116	625	18.6%	48.2%	51.5%	50.1%
% of FP17s for Band 1 Urgent Courses	98	873	11.2%	9.7%	9.5%	9.1%
% of FP17s Relating to Free Repair or Replacements	2	873	0.2%	0.8%	0.7%	0.8%
% of FP17s Relating to Continuations	0	873	0.0%	0.9%	1.2%	1.2%
% of Patients satisfied with the dentistry they have received	2	2	N/A	93.1%	93.1%	92.8%
% of Patients satisfied with the time they had to wait for an appointment	2	2	N/A	89.9%	88.8%	88.7%

* This is based on patients treated on this contract for their most recent course of treatment. Figures in italics indicate the base number of FP17s or Patient Questionnaire responses are less than 100. N/A is shown where the base number of responses is less than 10 during the period. % is calculated as Quantity/Base number*100

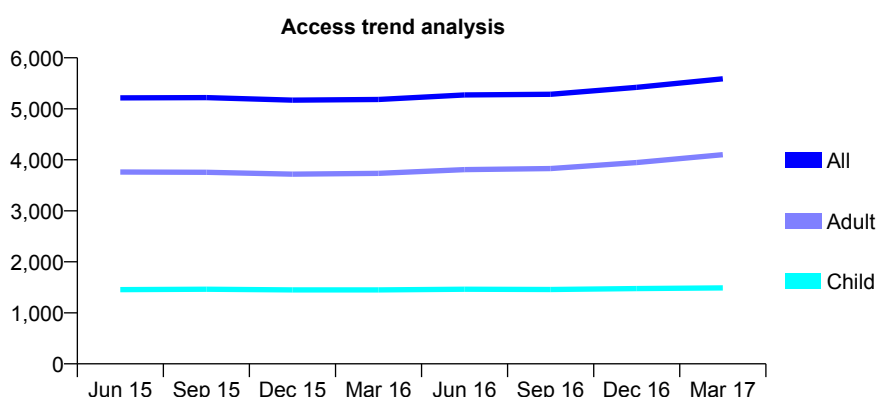
Q69 - Vital Signs At a Glance Contract Report for 337765/0001 - Year end March 2017

Name or company name	MR SI YOUNG
Contract type name	GDS Contract
Purpose of contract	General
Contract start date	01/04/2006
Contract end date	

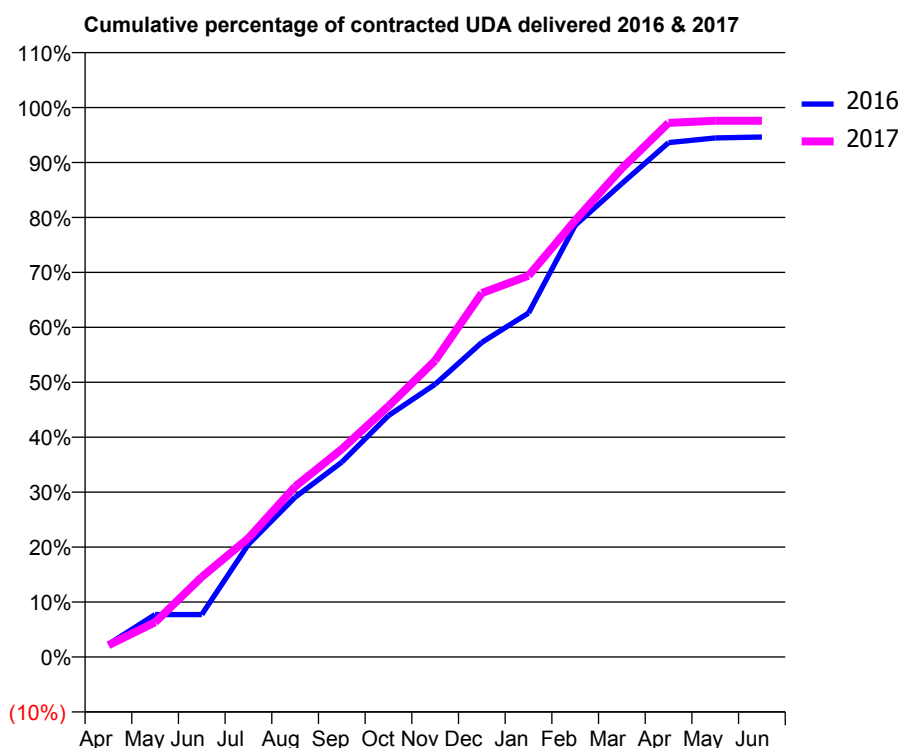
16/17 Contracted general activity (UDA)	15,338
Carry forward general activity (UDA)	0
16/17 Contracted orthodontic activity (UOA)	0
Carry forward orthodontic activity (UOA)	0
Baseline contract value	£391,112.06

ACCESS*

Patients seen in 24 months	Total	Change since previous quarter
Quarter ending March 2016	5,184	
Quarter ending June 2016	5,273	→
Quarter ending September 2016	5,285	→
Quarter ending December 2016	5,422	↑
Quarter ending March 2017	5,589	↑
Variance since March 2016	7.8%	↑



ACTIVITY



Adjusted Scheduled Activity (UDA)		
Month	2016	2017
April	355	331
May	1,185	971
June	1,185	2,234
July	3,147	3,317
August	4,459	4,759
September	5,441	5,803
October	6,739	7,003
November	7,613	8,275
December	8,782	10,158
January	9,603	10,643
February	12,051	12,189
March	13,217	13,640
April	14,358	14,908
May	14,487	14,967
June	14,515	14,967

QUALITY

	Quantity	Base Number	Contract	AT	Region	England
% of FP17s for the same patient ID Re-attending within 3 months - Children	133	2,205	6.0%	11.9%	11.9%	12.3%
% of FP17s for the same patient ID Re-attending within 3 months - Adults	747	4,789	15.6%	15.7%	16.6%	16.7%
% of FP17s for the same patient ID Re-attending between 3 & 9 months - Children	1,414	2,205	64.1%	57.2%	60.2%	57.6%
% of FP17s for the same patient ID Re-attending between 3 & 9 months - Adults	1,289	4,789	26.9%	48.2%	51.5%	50.1%
% of FP17s for Band 1 Urgent Courses	914	7,014	13.0%	9.7%	9.5%	9.1%
% of FP17s Relating to Free Repair or Replacements	24	7,014	0.3%	0.8%	0.7%	0.8%
% of FP17s Relating to Continuations	16	7,014	0.2%	0.9%	1.2%	1.2%
% of Patients satisfied with the dentistry they have received	15	15	100.0%	93.1%	93.1%	92.8%
% of Patients satisfied with the time they had to wait for an appointment	15	15	100.0%	89.9%	88.8%	88.7%

* This is based on patients treated on this contract for their most recent course of treatment. Figures in italics indicate the base number of FP17s or Patient Questionnaire responses are less than 100. N/A is shown where the base number of responses is less than 10 during the period. % is calculated as Quantity/Base number*100

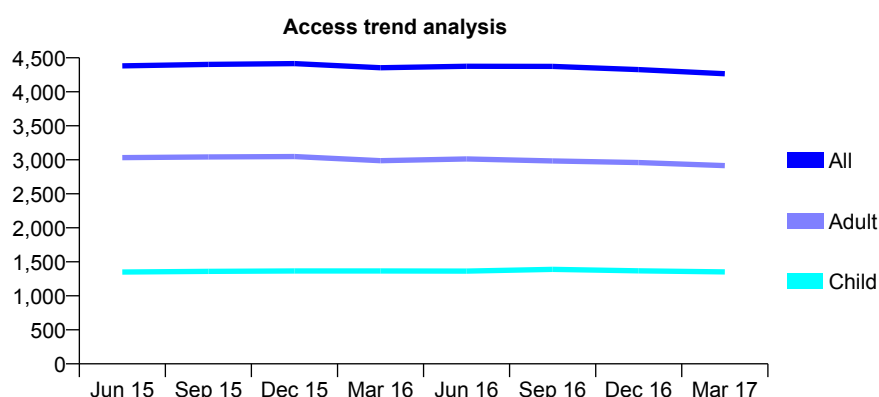
Q69 - Vital Signs At a Glance Contract Report for 338761/0002 - Year end March 2017

Name or company name	MR MS KHAN
Contract type name	GDS Contract
Purpose of contract	General
Contract start date	01/04/2006
Contract end date	

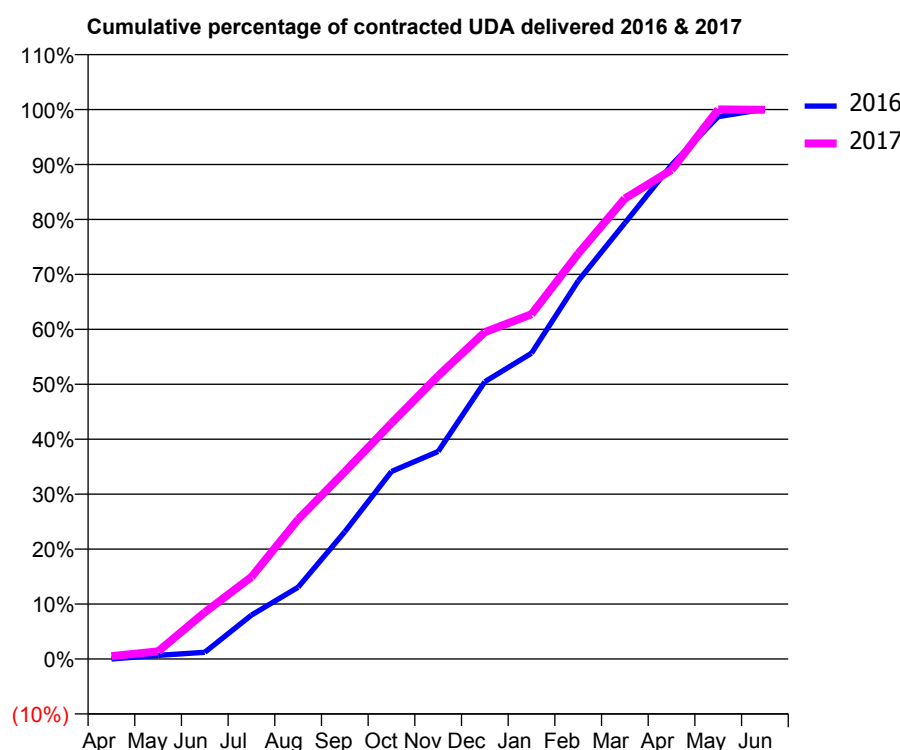
16/17 Contracted general activity (UDA)	11,111
Carry forward general activity (UDA)	-7
16/17 Contracted orthodontic activity (UOA)	0
Carry forward orthodontic activity (UOA)	0
Baseline contract value	£262,775.82

ACCESS*

Patients seen in 24 months	Total	Change since previous quarter
Quarter ending March 2016	4,353	
Quarter ending June 2016	4,376	→
Quarter ending September 2016	4,373	→
Quarter ending December 2016	4,327	↓
Quarter ending March 2017	4,266	↓
Variance since March 2016	(2.0%)	↓



ACTIVITY



Month	Adjusted Scheduled Activity (UDA)	
	2016	2017
April	0	58
May	74	154
June	136	946
July	890	1,660
August	1,452	2,823
September	2,573	3,787
October	3,792	4,767
November	4,197	5,725
December	5,607	6,610
January	6,183	6,971
February	7,644	8,198
March	8,815	9,311
April	9,991	9,890
May	10,967	11,114
June	11,119	11,106

QUALITY

	Quantity	Base Number	Contract	AT	Region	England
% of FP17s for the same patient ID Re-attending within 3 months - Children	157	2,154	7.3%	11.9%	11.9%	12.3%
% of FP17s for the same patient ID Re-attending within 3 months - Adults	517	4,355	11.9%	15.7%	16.6%	16.7%
% of FP17s for the same patient ID Re-attending between 3 & 9 months - Children	1,343	2,154	62.3%	57.2%	60.2%	57.6%
% of FP17s for the same patient ID Re-attending between 3 & 9 months - Adults	2,623	4,355	60.2%	48.2%	51.5%	50.1%
% of FP17s for Band 1 Urgent Courses	548	6,321	8.7%	9.7%	9.5%	9.1%
% of FP17s Relating to Free Repair or Replacements	9	6,321	0.1%	0.8%	0.7%	0.8%
% of FP17s Relating to Continuations	68	6,321	1.1%	0.9%	1.2%	1.2%
% of Patients satisfied with the dentistry they have received	10	11	90.9%	93.1%	93.1%	92.8%
% of Patients satisfied with the time they had to wait for an appointment	10	11	90.9%	89.9%	88.8%	88.7%

* This is based on patients treated on this contract for their most recent course of treatment. Figures in italics indicate the base number of FP17s or Patient Questionnaire responses are less than 100. N/A is shown where the base number of responses is less than 10 during the period. % is calculated as Quantity/Base number*100

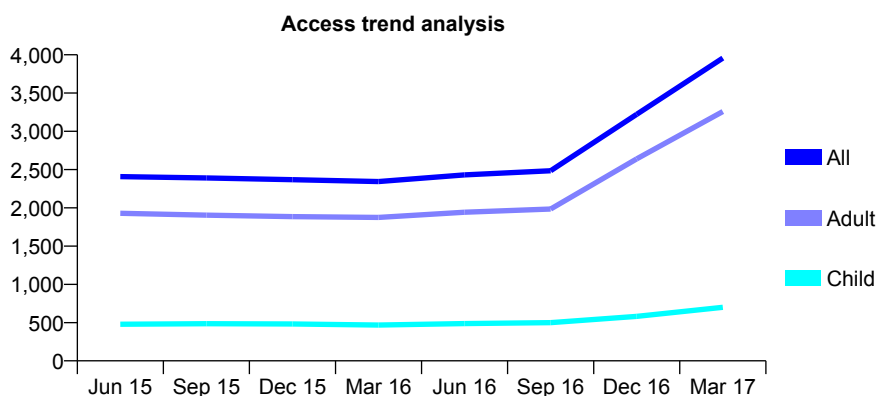
Q69 - Vital Signs At a Glance Contract Report for 339946/0001 - Year end March 2017

Name or company name	Mrs RK Kakad
Contract type name	GDS Contract
Purpose of contract	General
Contract start date	01/04/2006
Contract end date	

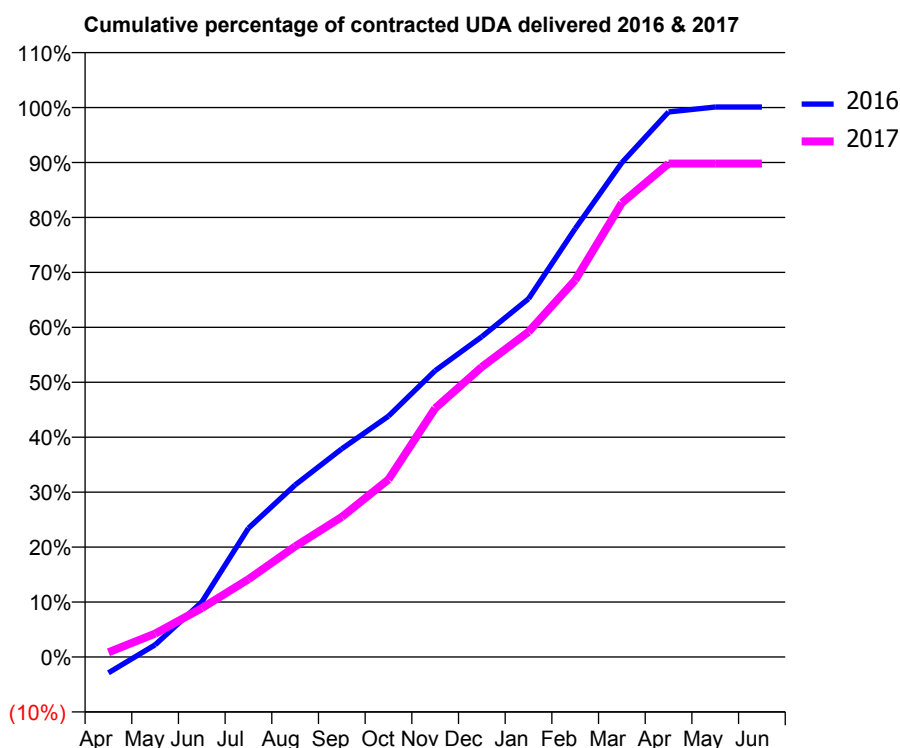
16/17 Contracted general activity (UDA)	12,655
Carry forward general activity (UDA)	0
16/17 Contracted orthodontic activity (UOA)	0
Carry forward orthodontic activity (UOA)	0
Baseline contract value	£272,017.37

ACCESS*

Patients seen in 24 months	Total	Change since previous quarter
Quarter ending March 2016	2,343	
Quarter ending June 2016	2,430	↑
Quarter ending September 2016	2,484	↑
Quarter ending December 2016	3,222	↑
Quarter ending March 2017	3,958	↑
Variance since March 2016	68.9%	↑



ACTIVITY



Adjusted Scheduled Activity (UDA)		
Month	2016	2017
April	-186	109
May	141	538
June	640	1,124
July	1,500	1,793
August	2,003	2,547
September	2,423	3,225
October	2,804	4,089
November	3,334	5,729
December	3,729	6,681
January	4,171	7,490
February	4,987	8,679
March	5,755	10,457
April	6,346	11,365
May	6,403	11,363
June	6,403	11,365

QUALITY

	Quantity	Base Number	Contract	AT	Region	England
% of FP17s for the same patient ID Re-attending within 3 months - Children	40	880	4.5%	11.9%	11.9%	12.3%
% of FP17s for the same patient ID Re-attending within 3 months - Adults	496	3,877	12.8%	15.7%	16.6%	16.7%
% of FP17s for the same patient ID Re-attending between 3 & 9 months - Children	323	880	36.7%	57.2%	60.2%	57.6%
% of FP17s for the same patient ID Re-attending between 3 & 9 months - Adults	971	3,877	25.0%	48.2%	51.5%	50.1%
% of FP17s for Band 1 Urgent Courses	403	4,874	8.3%	9.7%	9.5%	9.1%
% of FP17s Relating to Free Repair or Replacements	17	4,874	0.3%	0.8%	0.7%	0.8%
% of FP17s Relating to Continuations	75	4,874	1.5%	0.9%	1.2%	1.2%
% of Patients satisfied with the dentistry they have received	8	8	N/A	93.1%	93.1%	92.8%
% of Patients satisfied with the time they had to wait for an appointment	7	8	N/A	89.9%	88.8%	88.7%

* This is based on patients treated on this contract for their most recent course of treatment. Figures in italics indicate the base number of FP17s or Patient Questionnaire responses are less than 100. N/A is shown where the base number of responses is less than 10 during the period. % is calculated as Quantity/Base number*100

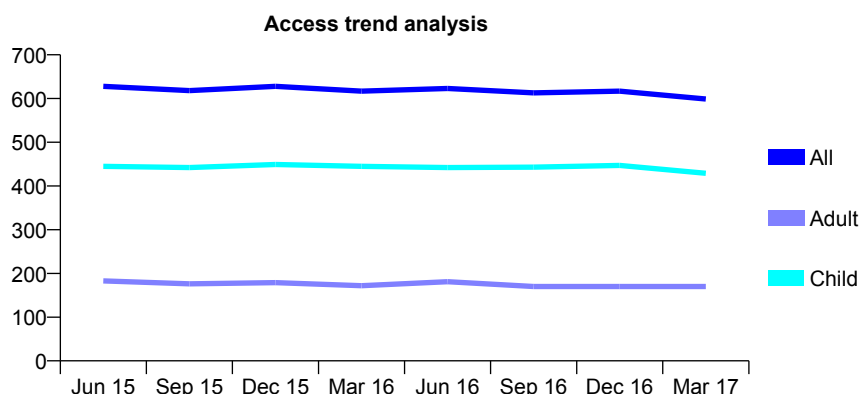
Q69 - Vital Signs At a Glance Contract Report for 341495/0001 - Year end March 2017

Name or company name	MISS M BAGHERZADEH-BUICKI
Contract type name	GDS Contract
Purpose of contract	General
Contract start date	01/04/2006
Contract end date	

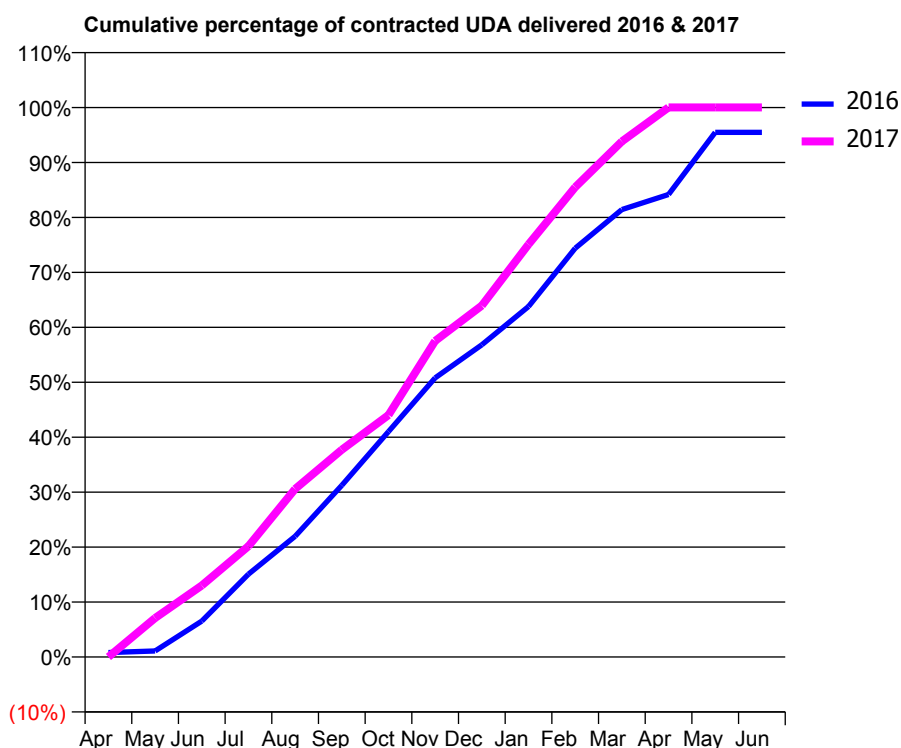
16/17 Contracted general activity (UDA)	2,359
Carry forward general activity (UDA)	0
16/17 Contracted orthodontic activity (UOA)	0
Carry forward orthodontic activity (UOA)	0
Baseline contract value	£61,136.29

ACCESS*

Patients seen in 24 months	Total	Change since previous quarter
Quarter ending March 2016	617	
Quarter ending June 2016	623	→
Quarter ending September 2016	613	↓
Quarter ending December 2016	617	→
Quarter ending March 2017	599	↓
Variance since March 2016	(2.9%)	↓



ACTIVITY



Month	Adjusted Scheduled Activity (UDA)	
	2016	2017
April	19	0
May	26	167
June	154	307
July	356	476
August	518	722
September	737	890
October	968	1,039
November	1,198	1,357
December	1,340	1,509
January	1,505	1,772
February	1,755	2,017
March	1,921	2,213
April	1,986	2,360
May	2,253	2,360
June	2,253	2,360

QUALITY

	Quantity	Base Number	Contract	AT	Region	England
% of FP17s for the same patient ID Re-attending within 3 months - Children	42	809	5.2%	11.9%	11.9%	12.3%
% of FP17s for the same patient ID Re-attending within 3 months - Adults	9	185	4.9%	15.7%	16.6%	16.7%
% of FP17s for the same patient ID Re-attending between 3 & 9 months - Children	636	809	78.6%	57.2%	60.2%	57.6%
% of FP17s for the same patient ID Re-attending between 3 & 9 months - Adults	114	185	61.6%	48.2%	51.5%	50.1%
% of FP17s for Band 1 Urgent Courses	28	922	3.0%	9.7%	9.5%	9.1%
% of FP17s Relating to Free Repair or Replacements	0	922	0.0%	0.8%	0.7%	0.8%
% of FP17s Relating to Continuations	0	922	0.0%	0.9%	1.2%	1.2%
% of Patients satisfied with the dentistry they have received	0	0	N/A	93.1%	93.1%	92.8%
% of Patients satisfied with the time they had to wait for an appointment	0	0	N/A	89.9%	88.8%	88.7%

* This is based on patients treated on this contract for their most recent course of treatment. Figures in italics indicate the base number of FP17s or Patient Questionnaire responses are less than 100. N/A is shown where the base number of responses is less than 10 during the period. % is calculated as Quantity/Base number*100

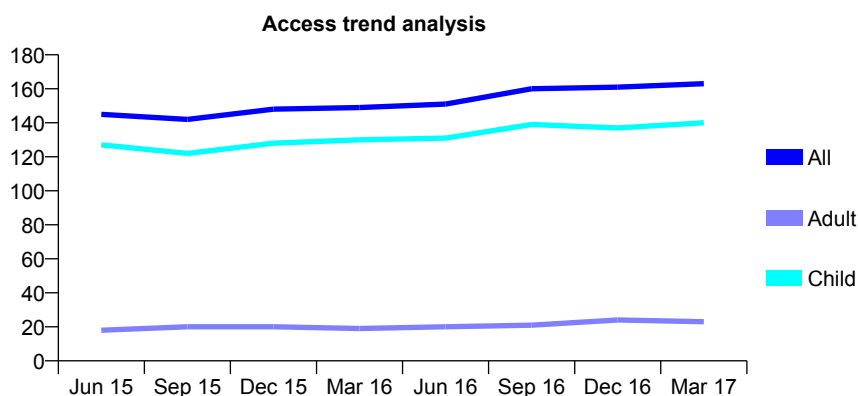
Q69 - Vital Signs At a Glance Contract Report for 343099/0001 - Year end March 2017

Name or company name	MRS E MUKSINOVIC
Contract type name	GDS Contract
Purpose of contract	General
Contract start date	01/04/2006
Contract end date	

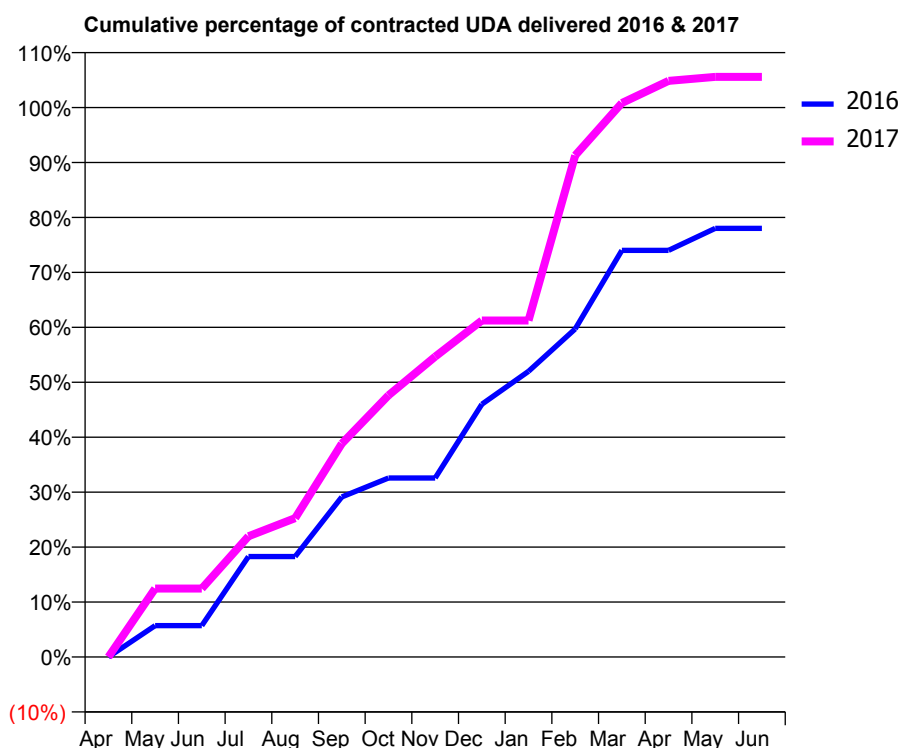
16/17 Contracted general activity (UDA)	273
Carry forward general activity (UDA)	0
16/17 Contracted orthodontic activity (UOA)	0
Carry forward orthodontic activity (UOA)	0
Baseline contract value	£6,454.92

ACCESS*

Patients seen in 24 months	Total	Change since previous quarter
Quarter ending March 2016	149	
Quarter ending June 2016	151	→
Quarter ending September 2016	160	↑
Quarter ending December 2016	161	→
Quarter ending March 2017	163	→
Variance since March 2016	9.4%	↑



ACTIVITY



Month	Adjusted Scheduled Activity (UDA)	
	2016	2017
April	0	0
May	20	34
June	20	34
July	64	60
August	64	69
September	102	106
October	114	130
November	114	149
December	161	167
January	182	167
February	209	249
March	259	275
April	259	286
May	273	288
June	273	288

QUALITY

	Quantity	Base Number	Contract	AT	Region	England
% of FP17s for the same patient ID Re-attending within 3 months - Children	11	204	5.4%	11.9%	11.9%	12.3%
% of FP17s for the same patient ID Re-attending within 3 months - Adults	0	5	0.0%	15.7%	16.6%	16.7%
% of FP17s for the same patient ID Re-attending between 3 & 9 months - Children	114	204	55.9%	57.2%	60.2%	57.6%
% of FP17s for the same patient ID Re-attending between 3 & 9 months - Adults	5	5	100.0%	48.2%	51.5%	50.1%
% of FP17s for Band 1 Urgent Courses	1	208	0.5%	9.7%	9.5%	9.1%
% of FP17s Relating to Free Repair or Replacements	0	208	0.0%	0.8%	0.7%	0.8%
% of FP17s Relating to Continuations	0	208	0.0%	0.9%	1.2%	1.2%
% of Patients satisfied with the dentistry they have received	1	1	N/A	93.1%	93.1%	92.8%
% of Patients satisfied with the time they had to wait for an appointment	1	1	N/A	89.9%	88.8%	88.7%

* This is based on patients treated on this contract for their most recent course of treatment. Figures in italics indicate the base number of FP17s or Patient Questionnaire responses are less than 100. N/A is shown where the base number of responses is less than 10 during the period. % is calculated as Quantity/Base number*100

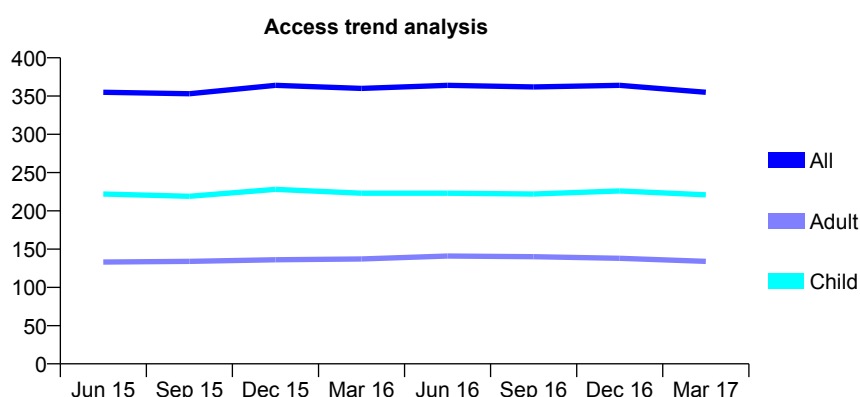
Q69 - Vital Signs At a Glance Contract Report for 344192/0001 - Year end March 2017

Name or company name	MR KV KARLEKAR
Contract type name	GDS Contract
Purpose of contract	General
Contract start date	01/09/2013
Contract end date	

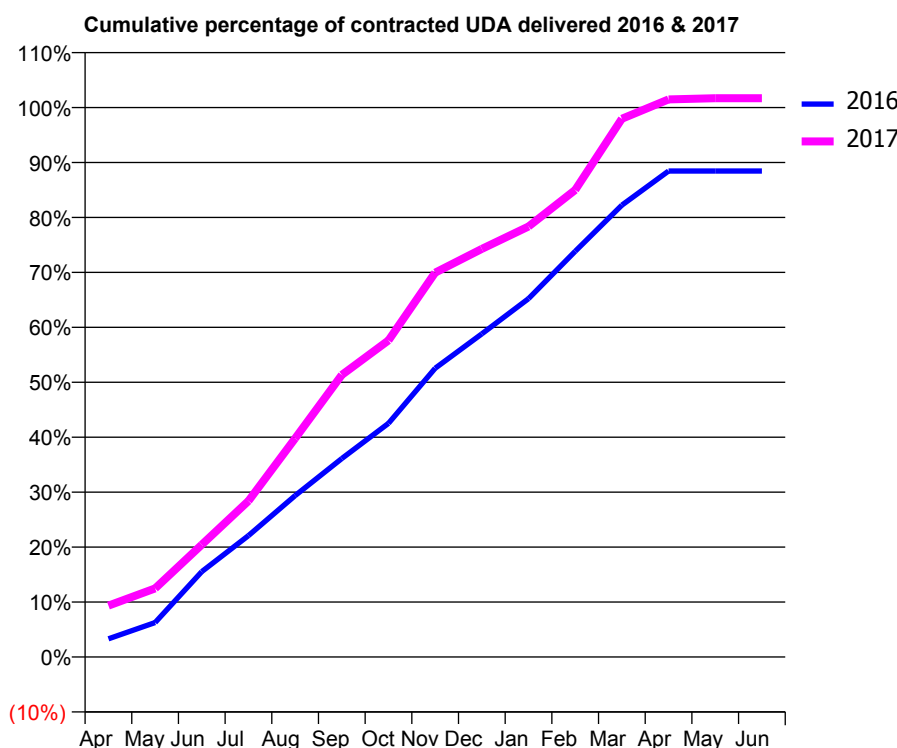
16/17 Contracted general activity (UDA)	1,160
Carry forward general activity (UDA)	0
16/17 Contracted orthodontic activity (UOA)	0
Carry forward orthodontic activity (UOA)	0
Baseline contract value	£28,905.04

ACCESS*

Patients seen in 24 months	Total	Change since previous quarter
Quarter ending March 2016	360	
Quarter ending June 2016	364	→
Quarter ending September 2016	362	→
Quarter ending December 2016	364	→
Quarter ending March 2017	355	↓
Variance since March 2016	(1.4%)	↓



ACTIVITY



Adjusted Scheduled Activity (UDA)		
Month	2016	2017
April	45	108
May	85	145
June	211	237
July	300	329
August	399	461
September	491	595
October	578	668
November	715	811
December	800	861
January	887	909
February	1,004	986
March	1,118	1,136
April	1,203	1,177
May	1,203	1,180
June	1,203	1,180

QUALITY

	Quantity	Base Number	Contract	AT	Region	England
% of FP17s for the same patient ID Re-attending within 3 months - Children	15	311	4.8%	11.9%	11.9%	12.3%
% of FP17s for the same patient ID Re-attending within 3 months - Adults	7	133	5.3%	15.7%	16.6%	16.7%
% of FP17s for the same patient ID Re-attending between 3 & 9 months - Children	184	311	59.2%	57.2%	60.2%	57.6%
% of FP17s for the same patient ID Re-attending between 3 & 9 months - Adults	76	133	57.1%	48.2%	51.5%	50.1%
% of FP17s for Band 1 Urgent Courses	18	432	4.2%	9.7%	9.5%	9.1%
% of FP17s Relating to Free Repair or Replacements	0	432	0.0%	0.8%	0.7%	0.8%
% of FP17s Relating to Continuations	7	432	1.6%	0.9%	1.2%	1.2%
% of Patients satisfied with the dentistry they have received	0	0	N/A	93.1%	93.1%	92.8%
% of Patients satisfied with the time they had to wait for an appointment	0	0	N/A	89.9%	88.8%	88.7%

* This is based on patients treated on this contract for their most recent course of treatment. Figures in italics indicate the base number of FP17s or Patient Questionnaire responses are less than 100. N/A is shown where the base number of responses is less than 10 during the period. % is calculated as Quantity/Base number*100

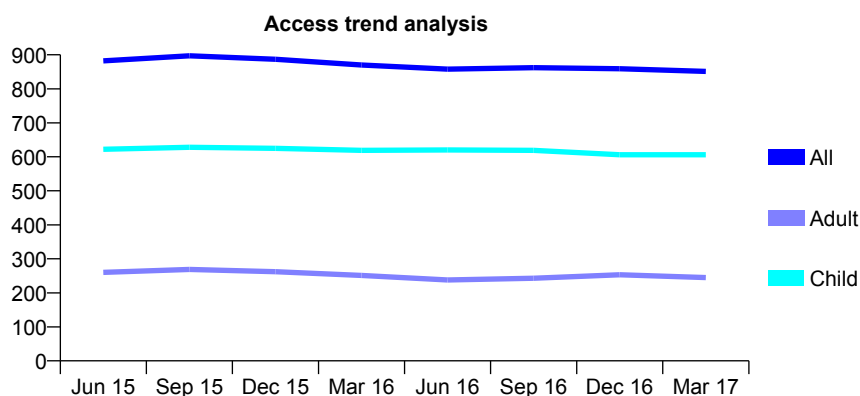
Q69 - Vital Signs At a Glance Contract Report for 344311/0001 - Year end March 2017

Name or company name	MR VG CHUGANI
Contract type name	GDS Contract
Purpose of contract	General
Contract start date	01/04/2006
Contract end date	

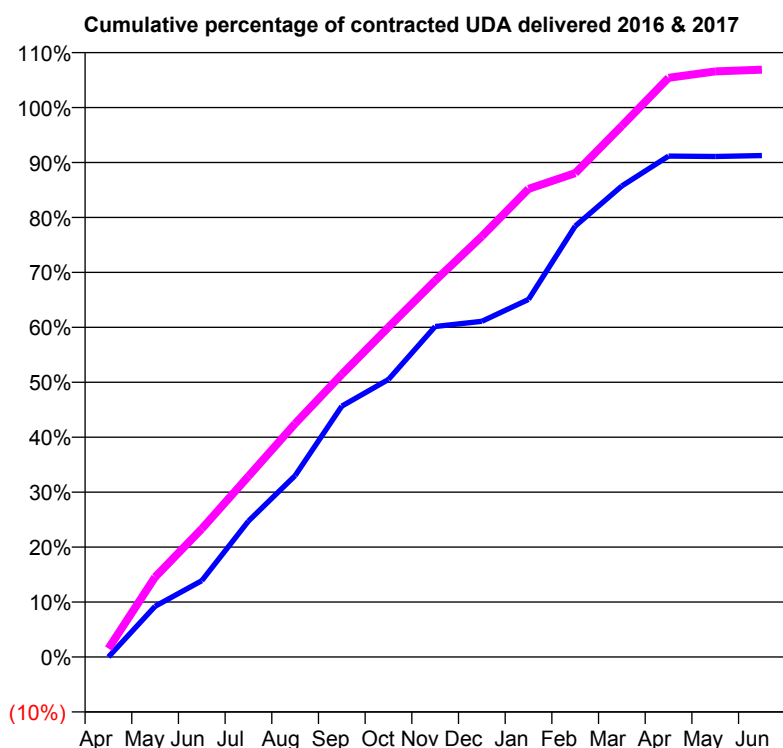
16/17 Contracted general activity (UDA)	1,570
Carry forward general activity (UDA)	0
16/17 Contracted orthodontic activity (UOA)	0
Carry forward orthodontic activity (UOA)	0
Baseline contract value	£37,113.91

ACCESS*

Patients seen in 24 months	Total	Change since previous quarter
Quarter ending March 2016	870	
Quarter ending June 2016	858	↓
Quarter ending September 2016	862	→
Quarter ending December 2016	859	→
Quarter ending March 2017	851	→
Variance since March 2016	(2.2%)	↓



ACTIVITY



Adjusted Scheduled Activity (UDA)		
Month	2016	2017
April	0	24
May	159	228
June	239	366
July	426	517
August	568	667
September	785	807
October	869	942
November	1,034	1,075
December	1,051	1,202
January	1,119	1,337
February	1,349	1,383
March	1,475	1,518
April	1,568	1,655
May	1,567	1,673
June	1,570	1,678

QUALITY

	Quantity	Base Number	Contract	AT	Region	England
% of FP17s for the same patient ID Re-attending within 3 months - Children	73	920	7.9%	11.9%	11.9%	12.3%
% of FP17s for the same patient ID Re-attending within 3 months - Adults	12	233	5.2%	15.7%	16.6%	16.7%
% of FP17s for the same patient ID Re-attending between 3 & 9 months - Children	552	920	60.0%	57.2%	60.2%	57.6%
% of FP17s for the same patient ID Re-attending between 3 & 9 months - Adults	107	233	45.9%	48.2%	51.5%	50.1%
% of FP17s for Band 1 Urgent Courses	21	1,167	1.8%	9.7%	9.5%	9.1%
% of FP17s Relating to Free Repair or Replacements	1	1,167	0.1%	0.8%	0.7%	0.8%
% of FP17s Relating to Continuations	1	1,167	0.1%	0.9%	1.2%	1.2%
% of Patients satisfied with the dentistry they have received	1	1	N/A	93.1%	93.1%	92.8%
% of Patients satisfied with the time they had to wait for an appointment	1	1	N/A	89.9%	88.8%	88.7%

* This is based on patients treated on this contract for their most recent course of treatment. Figures in italics indicate the base number of FP17s or Patient Questionnaire responses are less than 100. N/A is shown where the base number of responses is less than 10 during the period. % is calculated as Quantity/Base number*100

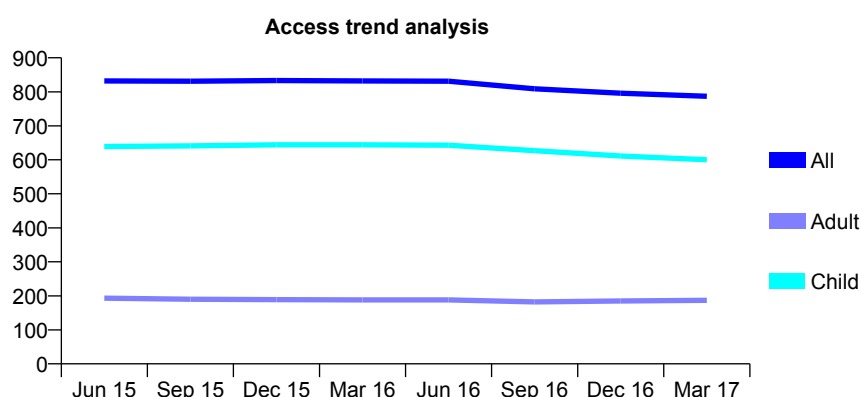
Q69 - Vital Signs At a Glance Contract Report for 351458/0001 - Year end March 2017

Name or company name	McAleavey and Padget
Contract type name	GDS Contract
Purpose of contract	General
Contract start date	01/04/2006
Contract end date	

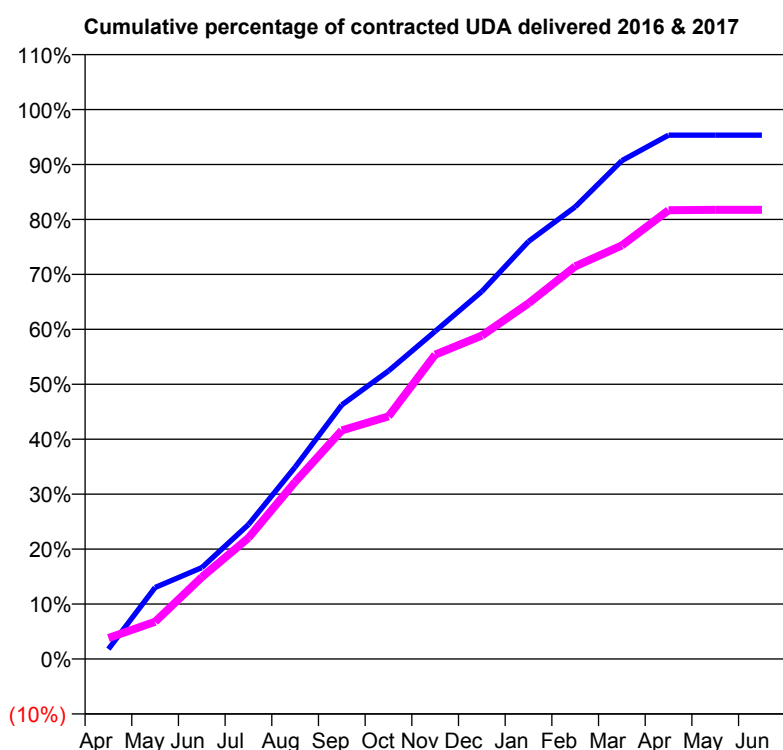
16/17 Contracted general activity (UDA)	1,443
Carry forward general activity (UDA)	0
16/17 Contracted orthodontic activity (UOA)	0
Carry forward orthodontic activity (UOA)	0
Baseline contract value	£34,018.30

ACCESS*

Patients seen in 24 months	Total	Change since previous quarter
Quarter ending March 2016	832	
Quarter ending June 2016	831	→
Quarter ending September 2016	809	↓
Quarter ending December 2016	796	↓
Quarter ending March 2017	787	↓
Variance since March 2016	(5.4%)	↓



ACTIVITY



Adjusted Scheduled Activity (UDA)		
Month	2016	2017
April	26	55
May	188	98
June	240	215
July	353	318
August	504	465
September	667	600
October	756	637
November	860	799
December	965	849
January	1,096	934
February	1,187	1,031
March	1,309	1,086
April	1,376	1,178
May	1,376	1,179
June	1,376	1,179

QUALITY

	Quantity	Base Number	Contract	AT	Region	England
% of FP17s for the same patient ID Re-attending within 3 months - Children	23	771	3.0%	11.9%	11.9%	12.3%
% of FP17s for the same patient ID Re-attending within 3 months - Adults	12	122	9.8%	15.7%	16.6%	16.7%
% of FP17s for the same patient ID Re-attending between 3 & 9 months - Children	435	771	56.4%	57.2%	60.2%	57.6%
% of FP17s for the same patient ID Re-attending between 3 & 9 months - Adults	53	122	43.4%	48.2%	51.5%	50.1%
% of FP17s for Band 1 Urgent Courses	2	903	0.2%	9.7%	9.5%	9.1%
% of FP17s Relating to Free Repair or Replacements	0	903	0.0%	0.8%	0.7%	0.8%
% of FP17s Relating to Continuations	12	903	1.3%	0.9%	1.2%	1.2%
% of Patients satisfied with the dentistry they have received	0	0	N/A	93.1%	93.1%	92.8%
% of Patients satisfied with the time they had to wait for an appointment	0	0	N/A	89.9%	88.8%	88.7%

* This is based on patients treated on this contract for their most recent course of treatment. Figures in italics indicate the base number of FP17s or Patient Questionnaire responses are less than 100. N/A is shown where the base number of responses is less than 10 during the period. % is calculated as Quantity/Base number*100

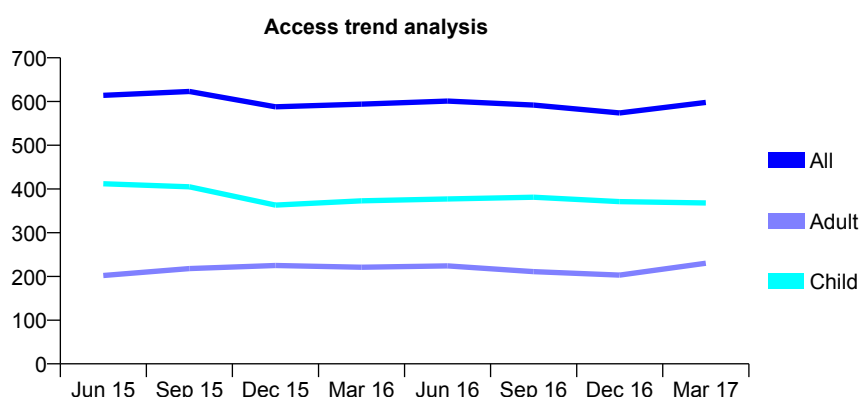
Q69 - Vital Signs At a Glance Contract Report for 353434/0001 - Year end March 2017

Name or company name	MR RS DHILLON
Contract type name	GDS Contract
Purpose of contract	General
Contract start date	01/04/2006
Contract end date	

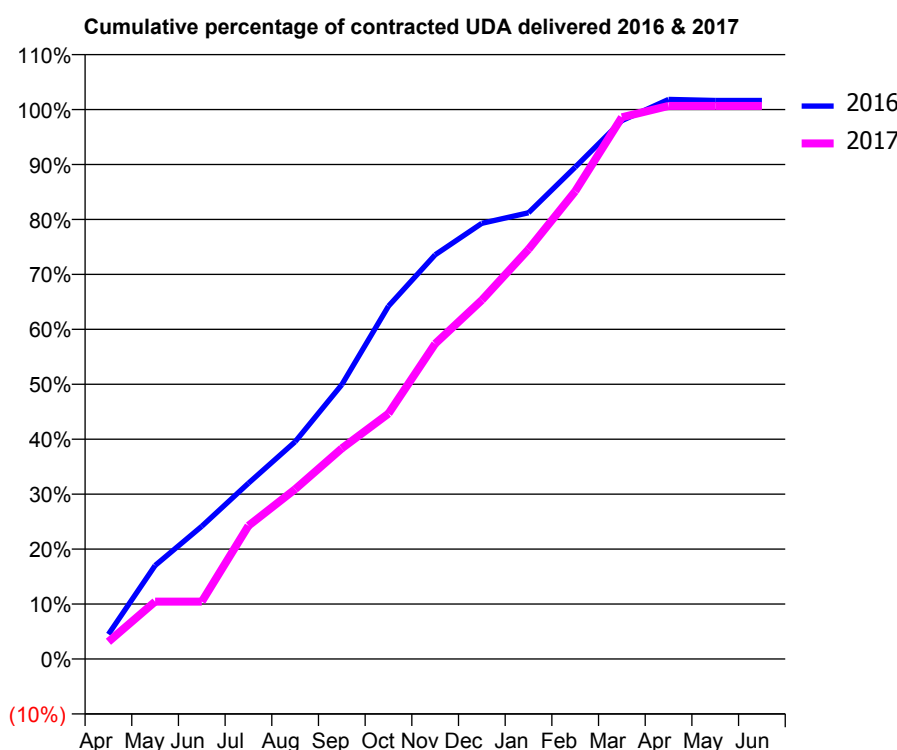
16/17 Contracted general activity (UDA)	1,018
Carry forward general activity (UDA)	-16
16/17 Contracted orthodontic activity (UOA)	0
Carry forward orthodontic activity (UOA)	0
Baseline contract value	£27,217.26

ACCESS*

Patients seen in 24 months	Total	Change since previous quarter
Quarter ending March 2016	594	
Quarter ending June 2016	601	→
Quarter ending September 2016	592	↓
Quarter ending December 2016	574	↓
Quarter ending March 2017	598	↑
Variance since March 2016	0.7%	→



ACTIVITY



Adjusted Scheduled Activity (UDA)		
Month	2016	2017
April	46	32
May	173	106
June	246	106
July	326	247
August	403	315
September	508	390
October	654	455
November	749	584
December	807	665
January	827	759
February	911	867
March	997	1,004
April	1,037	1,025
May	1,035	1,025
June	1,035	1,025

QUALITY

	Quantity	Base Number	Contract	AT	Region	England
% of FP17s for the same patient ID Re-attending within 3 months - Children	30	513	5.8%	11.9%	11.9%	12.3%
% of FP17s for the same patient ID Re-attending within 3 months - Adults	6	196	3.1%	15.7%	16.6%	16.7%
% of FP17s for the same patient ID Re-attending between 3 & 9 months - Children	307	513	59.8%	57.2%	60.2%	57.6%
% of FP17s for the same patient ID Re-attending between 3 & 9 months - Adults	67	196	34.2%	48.2%	51.5%	50.1%
% of FP17s for Band 1 Urgent Courses	33	693	4.8%	9.7%	9.5%	9.1%
% of FP17s Relating to Free Repair or Replacements	3	693	0.4%	0.8%	0.7%	0.8%
% of FP17s Relating to Continuations	0	693	0.0%	0.9%	1.2%	1.2%
% of Patients satisfied with the dentistry they have received	1	1	N/A	93.1%	93.1%	92.8%
% of Patients satisfied with the time they had to wait for an appointment	1	1	N/A	89.9%	88.8%	88.7%

* This is based on patients treated on this contract for their most recent course of treatment. Figures in italics indicate the base number of FP17s or Patient Questionnaire responses are less than 100. N/A is shown where the base number of responses is less than 10 during the period. % is calculated as Quantity/Base number*100

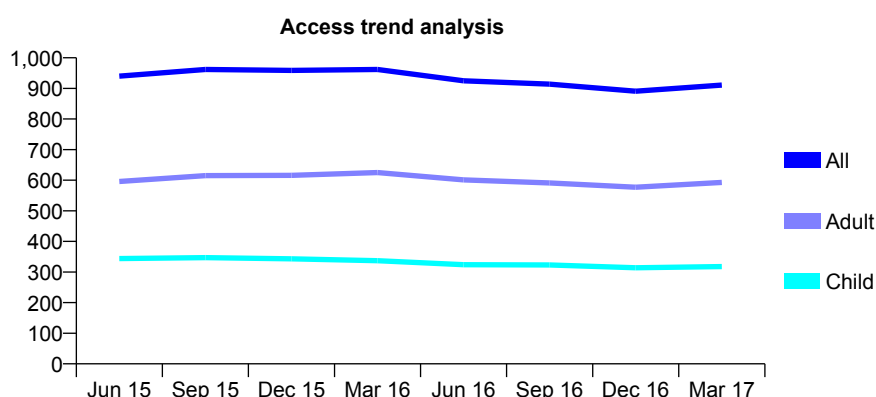
Q69 - Vital Signs At a Glance Contract Report for 355763/0001 - Year end March 2017

Name or company name	MR AJ DANDAPAT
Contract type name	GDS Contract
Purpose of contract	General
Contract start date	01/04/2006
Contract end date	

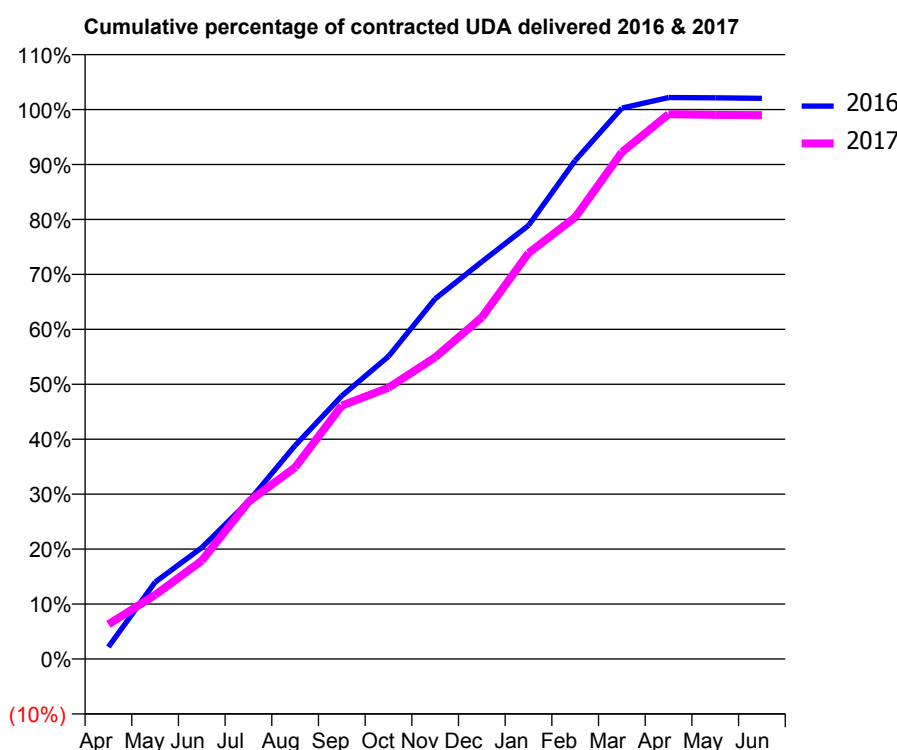
16/17 Contracted general activity (UDA)	3,698
Carry forward general activity (UDA)	-71
16/17 Contracted orthodontic activity (UOA)	0
Carry forward orthodontic activity (UOA)	0
Baseline contract value	£93,455.33

ACCESS*

Patients seen in 24 months	Total	Change since previous quarter
Quarter ending March 2016	962	
Quarter ending June 2016	925	↓
Quarter ending September 2016	914	↓
Quarter ending December 2016	891	↓
Quarter ending March 2017	911	↑
Variance since March 2016	(5.3%)	↓



ACTIVITY



Adjusted Scheduled Activity (UDA)		
Month	2016	2017
April	78	234
May	497	431
June	721	662
July	1,020	1,058
August	1,382	1,290
September	1,703	1,705
October	1,959	1,826
November	2,332	2,031
December	2,571	2,299
January	2,806	2,732
February	3,226	2,972
March	3,566	3,411
April	3,634	3,667
May	3,632	3,662
June	3,628	3,660

QUALITY

	Quantity	Base Number	Contract	AT	Region	England
% of FP17s for the same patient ID Re-attending within 3 months - Children	102	686	14.9%	11.9%	11.9%	12.3%
% of FP17s for the same patient ID Re-attending within 3 months - Adults	91	830	11.0%	15.7%	16.6%	16.7%
% of FP17s for the same patient ID Re-attending between 3 & 9 months - Children	482	686	70.3%	57.2%	60.2%	57.6%
% of FP17s for the same patient ID Re-attending between 3 & 9 months - Adults	546	830	65.8%	48.2%	51.5%	50.1%
% of FP17s for Band 1 Urgent Courses	58	1,544	3.8%	9.7%	9.5%	9.1%
% of FP17s Relating to Free Repair or Replacements	25	1,544	1.6%	0.8%	0.7%	0.8%
% of FP17s Relating to Continuations	5	1,544	0.3%	0.9%	1.2%	1.2%
% of Patients satisfied with the dentistry they have received	2	2	N/A	93.1%	93.1%	92.8%
% of Patients satisfied with the time they had to wait for an appointment	2	2	N/A	89.9%	88.8%	88.7%

* This is based on patients treated on this contract for their most recent course of treatment. Figures in italics indicate the base number of FP17s or Patient Questionnaire responses are less than 100. N/A is shown where the base number of responses is less than 10 during the period. % is calculated as Quantity/Base number*100

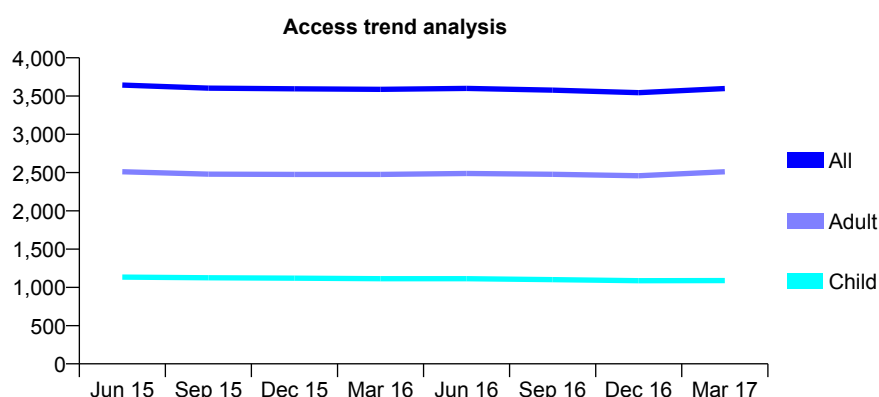
Q69 - Vital Signs At a Glance Contract Report for 356581/0001 - Year end March 2017

Name or company name	MR ZR ANWAR
Contract type name	GDS Contract
Purpose of contract	General
Contract start date	28/07/2012
Contract end date	

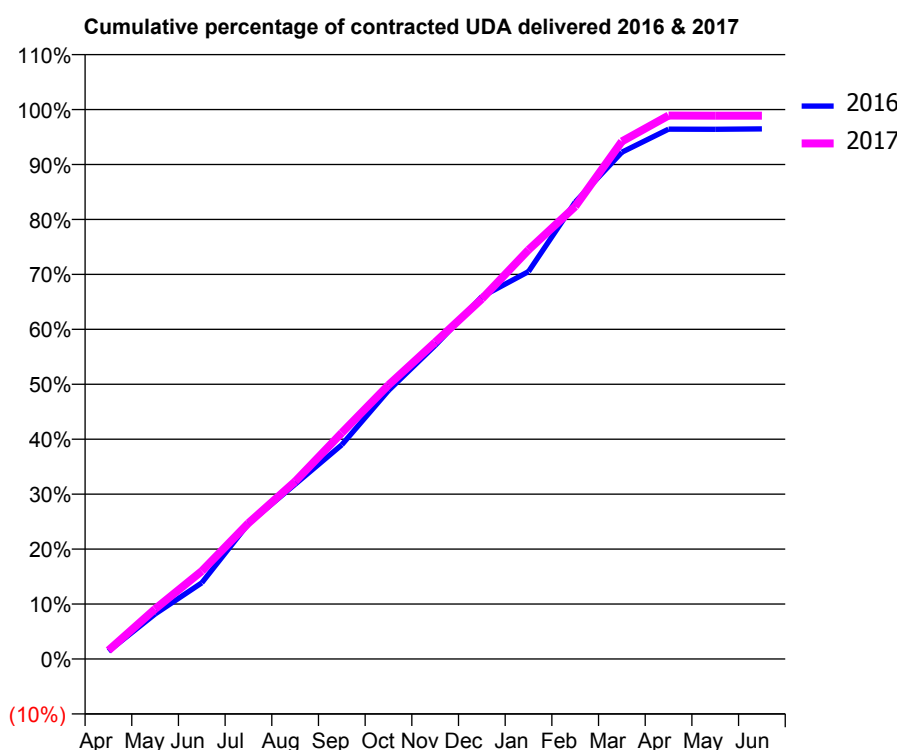
16/17 Contracted general activity (UDA)	9,526
Carry forward general activity (UDA)	334
16/17 Contracted orthodontic activity (UOA)	0
Carry forward orthodontic activity (UOA)	0
Baseline contract value	£222,233.73

ACCESS*

Patients seen in 24 months	Total	Change since previous quarter
Quarter ending March 2016	3,588	
Quarter ending June 2016	3,600	→
Quarter ending September 2016	3,578	→
Quarter ending December 2016	3,545	→
Quarter ending March 2017	3,599	→
Variance since March 2016	0.3%	→



ACTIVITY



Adjusted Scheduled Activity (UDA)		
Month	2016	2017
April	135	149
May	777	868
June	1,316	1,525
July	2,340	2,357
August	3,018	3,078
September	3,702	3,923
October	4,640	4,748
November	5,418	5,492
December	6,261	6,242
January	6,695	7,094
February	7,895	7,845
March	8,756	8,973
April	9,154	9,422
May	9,152	9,419
June	9,160	9,419

QUALITY

	Quantity	Base Number	Contract	AT	Region	England
% of FP17s for the same patient ID Re-attending within 3 months - Children	103	1,956	5.3%	11.9%	11.9%	12.3%
% of FP17s for the same patient ID Re-attending within 3 months - Adults	387	3,168	12.2%	15.7%	16.6%	16.7%
% of FP17s for the same patient ID Re-attending between 3 & 9 months - Children	1,429	1,956	73.1%	57.2%	60.2%	57.6%
% of FP17s for the same patient ID Re-attending between 3 & 9 months - Adults	1,193	3,168	37.7%	48.2%	51.5%	50.1%
% of FP17s for Band 1 Urgent Courses	378	5,101	7.4%	9.7%	9.5%	9.1%
% of FP17s Relating to Free Repair or Replacements	17	5,101	0.3%	0.8%	0.7%	0.8%
% of FP17s Relating to Continuations	16	5,101	0.3%	0.9%	1.2%	1.2%
% of Patients satisfied with the dentistry they have received	12	12	100.0%	93.1%	93.1%	92.8%
% of Patients satisfied with the time they had to wait for an appointment	10	12	83.3%	89.9%	88.8%	88.7%

* This is based on patients treated on this contract for their most recent course of treatment. Figures in italics indicate the base number of FP17s or Patient Questionnaire responses are less than 100. N/A is shown where the base number of responses is less than 10 during the period. % is calculated as Quantity/Base number*100

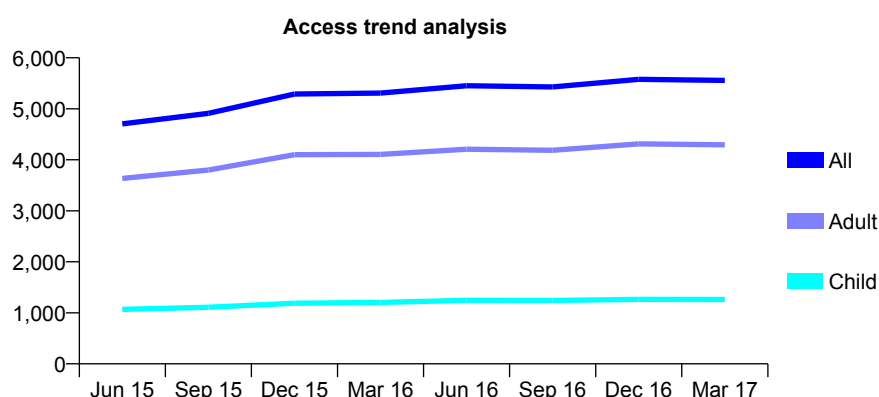
Q69 - Vital Signs At a Glance Contract Report for 359270/0011 - Year end March 2017

Name or company name	MR AF RAI
Contract type name	PDS Plus Contract
Purpose of contract	General
Contract start date	01/03/2013
Contract end date	31/03/2017

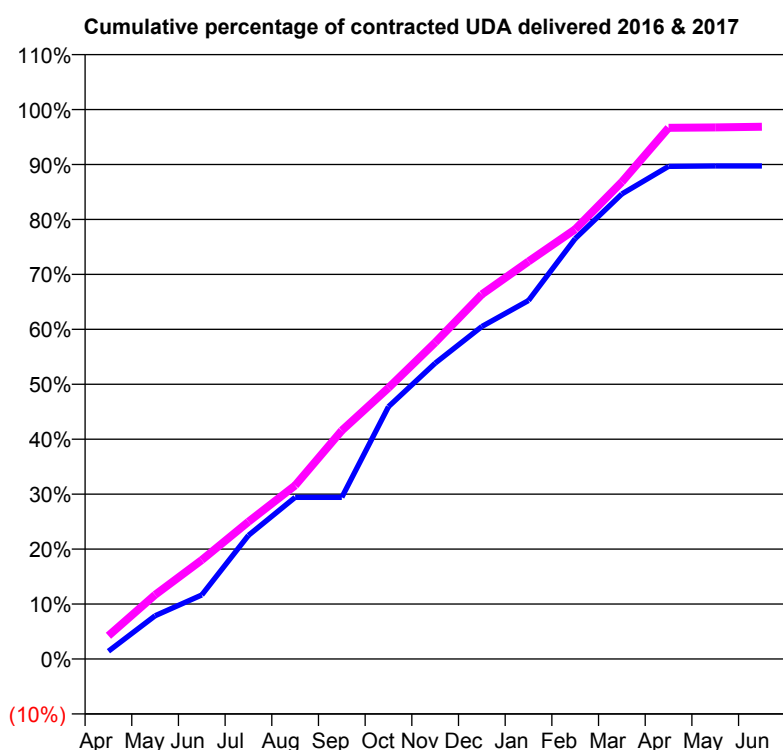
16/17 Contracted general activity (UDA)	15,000
Carry forward general activity (UDA)	0
16/17 Contracted orthodontic activity (UOA)	0
Carry forward orthodontic activity (UOA)	0
Baseline contract value	£187,875.17

ACCESS*

Patients seen in 24 months	Total	Change since previous quarter
Quarter ending March 2016	5,309	
Quarter ending June 2016	5,453	↑
Quarter ending September 2016	5,430	→
Quarter ending December 2016	5,578	↑
Quarter ending March 2017	5,556	→
Variance since March 2016	4.7%	↑



ACTIVITY



Adjusted Scheduled Activity (UDA)		
Month	2016	2017
April	212	636
May	1,181	1,754
June	1,749	2,701
July	3,377	3,749
August	4,415	4,738
September	4,415	6,237
October	6,889	7,403
November	8,077	8,639
December	9,078	9,952
January	9,788	10,854
February	11,474	11,732
March	12,696	13,023
April	13,448	14,501
May	13,460	14,512
June	13,460	14,529

QUALITY

	Quantity	Base Number	Contract	AT	Region	England
% of FP17s for the same patient ID Re-attending within 3 months - Children	148	1,711	8.6%	11.9%	11.9%	12.3%
% of FP17s for the same patient ID Re-attending within 3 months - Adults	863	5,221	16.5%	15.7%	16.6%	16.7%
% of FP17s for the same patient ID Re-attending between 3 & 9 months - Children	878	1,711	51.3%	57.2%	60.2%	57.6%
% of FP17s for the same patient ID Re-attending between 3 & 9 months - Adults	2,308	5,221	44.2%	48.2%	51.5%	50.1%
% of FP17s for Band 1 Urgent Courses	1,001	7,290	13.7%	9.7%	9.5%	9.1%
% of FP17s Relating to Free Repair or Replacements	41	7,290	0.6%	0.8%	0.7%	0.8%
% of FP17s Relating to Continuations	92	7,290	1.3%	0.9%	1.2%	1.2%
% of Patients satisfied with the dentistry they have received	7	8	N/A	93.1%	93.1%	92.8%
% of Patients satisfied with the time they had to wait for an appointment	7	8	N/A	89.9%	88.8%	88.7%

* This is based on patients treated on this contract for their most recent course of treatment. Figures in italics indicate the base number of FP17s or Patient Questionnaire responses are less than 100. N/A is shown where the base number of responses is less than 10 during the period. % is calculated as Quantity/Base number*100

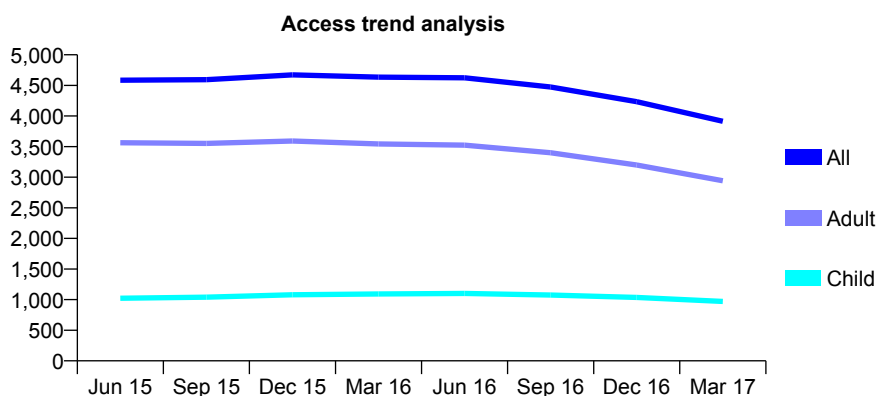
Q69 - Vital Signs At a Glance Contract Report for 359270/0012 - Year end March 2017

Name or company name	MR AF RAI
Contract type name	PDS Plus Contract
Purpose of contract	General
Contract start date	01/01/2011
Contract end date	31/03/2017

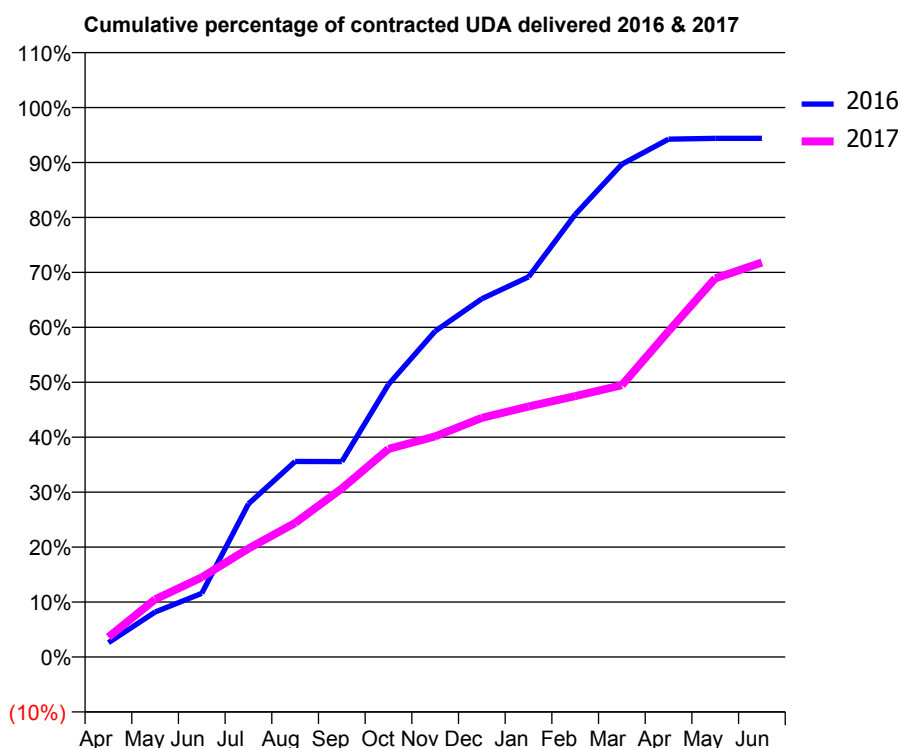
16/17 Contracted general activity (UDA)	12,351
Carry forward general activity (UDA)	0
16/17 Contracted orthodontic activity (UOA)	0
Carry forward orthodontic activity (UOA)	0
Baseline contract value	£192,663.77

ACCESS*

Patients seen in 24 months	Total	Change since previous quarter
Quarter ending March 2016	4,635	
Quarter ending June 2016	4,625	→
Quarter ending September 2016	4,474	↓
Quarter ending December 2016	4,235	↓
Quarter ending March 2017	3,914	↓
Variance since March 2016	(15.6%)	↓



ACTIVITY



Adjusted Scheduled Activity (UDA)		
Month	2016	2017
April	321	448
May	1,012	1,295
June	1,432	1,792
July	3,442	2,438
August	4,395	3,012
September	4,393	3,788
October	6,127	4,678
November	7,324	4,959
December	8,053	5,376
January	8,545	5,631
February	9,946	5,865
March	11,077	6,110
April	11,640	7,324
May	11,657	8,510
June	11,659	8,868

QUALITY

	Quantity	Base Number	Contract	AT	Region	England
% of FP17s for the same patient ID Re-attending within 3 months - Children	57	854	6.7%	11.9%	11.9%	12.3%
% of FP17s for the same patient ID Re-attending within 3 months - Adults	248	2,180	11.4%	15.7%	16.6%	16.7%
% of FP17s for the same patient ID Re-attending between 3 & 9 months - Children	391	854	45.8%	57.2%	60.2%	57.6%
% of FP17s for the same patient ID Re-attending between 3 & 9 months - Adults	780	2,180	35.8%	48.2%	51.5%	50.1%
% of FP17s for Band 1 Urgent Courses	535	4,089	13.1%	9.7%	9.5%	9.1%
% of FP17s Relating to Free Repair or Replacements	27	4,089	0.7%	0.8%	0.7%	0.8%
% of FP17s Relating to Continuations	43	4,089	1.1%	0.9%	1.2%	1.2%
% of Patients satisfied with the dentistry they have received	4	6	N/A	93.1%	93.1%	92.8%
% of Patients satisfied with the time they had to wait for an appointment	4	6	N/A	89.9%	88.8%	88.7%

* This is based on patients treated on this contract for their most recent course of treatment. Figures in italics indicate the base number of FP17s or Patient Questionnaire responses are less than 100. N/A is shown where the base number of responses is less than 10 during the period. % is calculated as Quantity/Base number*100

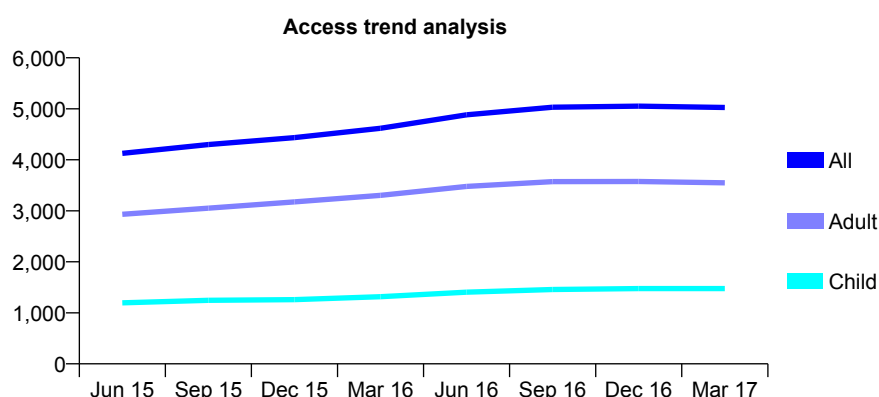
Q69 - Vital Signs At a Glance Contract Report for 359270/0017 - Year end March 2017

Name or company name	MR AF RAI
Contract type name	PDS Plus Contract
Purpose of contract	General
Contract start date	19/09/2011
Contract end date	31/03/2017

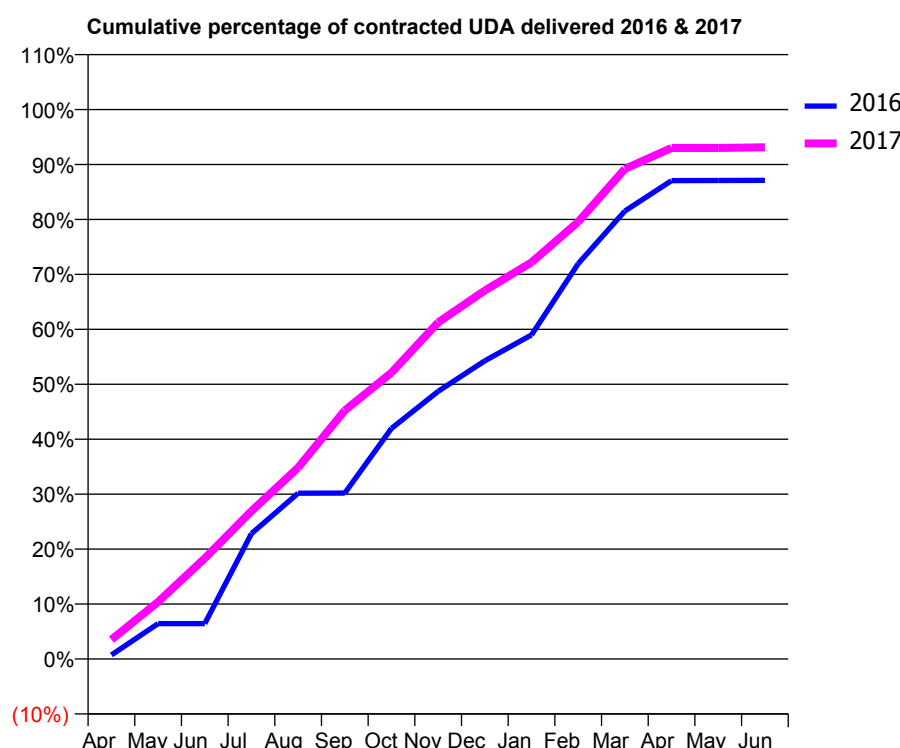
16/17 Contracted general activity (UDA)	13,000
Carry forward general activity (UDA)	0
16/17 Contracted orthodontic activity (UOA)	0
Carry forward orthodontic activity (UOA)	0
Baseline contract value	£214,803.71

ACCESS*

Patients seen in 24 months	Total	Change since previous quarter
Quarter ending March 2016	4,619	
Quarter ending June 2016	4,883	↑
Quarter ending September 2016	5,031	↑
Quarter ending December 2016	5,052	→
Quarter ending March 2017	5,026	→
Variance since March 2016	8.8%	↑



ACTIVITY



Adjusted Scheduled Activity (UDA)		
Month	2016	2017
April	95	460
May	838	1,352
June	838	2,383
July	2,967	3,499
August	3,924	4,528
September	3,927	5,883
October	5,457	6,776
November	6,332	7,963
December	7,054	8,719
January	7,668	9,383
February	9,352	10,343
March	10,599	11,596
April	11,318	12,091
May	11,320	12,091
June	11,324	12,105

QUALITY

	Quantity	Base Number	Contract	AT	Region	England
% of FP17s for the same patient ID Re-attending within 3 months - Children	144	2,041	7.1%	11.9%	11.9%	12.3%
% of FP17s for the same patient ID Re-attending within 3 months - Adults	660	4,407	15.0%	15.7%	16.6%	16.7%
% of FP17s for the same patient ID Re-attending between 3 & 9 months - Children	1,168	2,041	57.2%	57.2%	60.2%	57.6%
% of FP17s for the same patient ID Re-attending between 3 & 9 months - Adults	2,071	4,407	47.0%	48.2%	51.5%	50.1%
% of FP17s for Band 1 Urgent Courses	763	6,356	12.0%	9.7%	9.5%	9.1%
% of FP17s Relating to Free Repair or Replacements	25	6,356	0.4%	0.8%	0.7%	0.8%
% of FP17s Relating to Continuations	33	6,356	0.5%	0.9%	1.2%	1.2%
% of Patients satisfied with the dentistry they have received	3	3	N/A	93.1%	93.1%	92.8%
% of Patients satisfied with the time they had to wait for an appointment	3	3	N/A	89.9%	88.8%	88.7%

* This is based on patients treated on this contract for their most recent course of treatment. Figures in italics indicate the base number of FP17s or Patient Questionnaire responses are less than 100. N/A is shown where the base number of responses is less than 10 during the period. % is calculated as Quantity/Base number*100

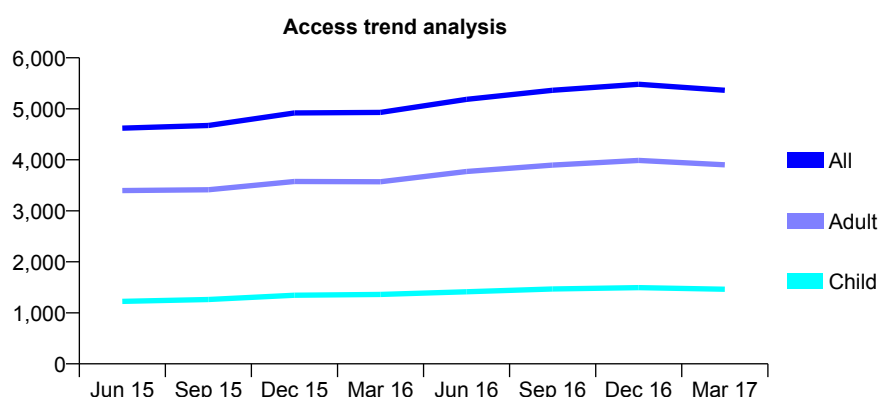
Q69 - Vital Signs At a Glance Contract Report for 359270/0019 - Year end March 2017

Name or company name	MR AF RAI
Contract type name	GDS Contract
Purpose of contract	General
Contract start date	01/11/2012
Contract end date	

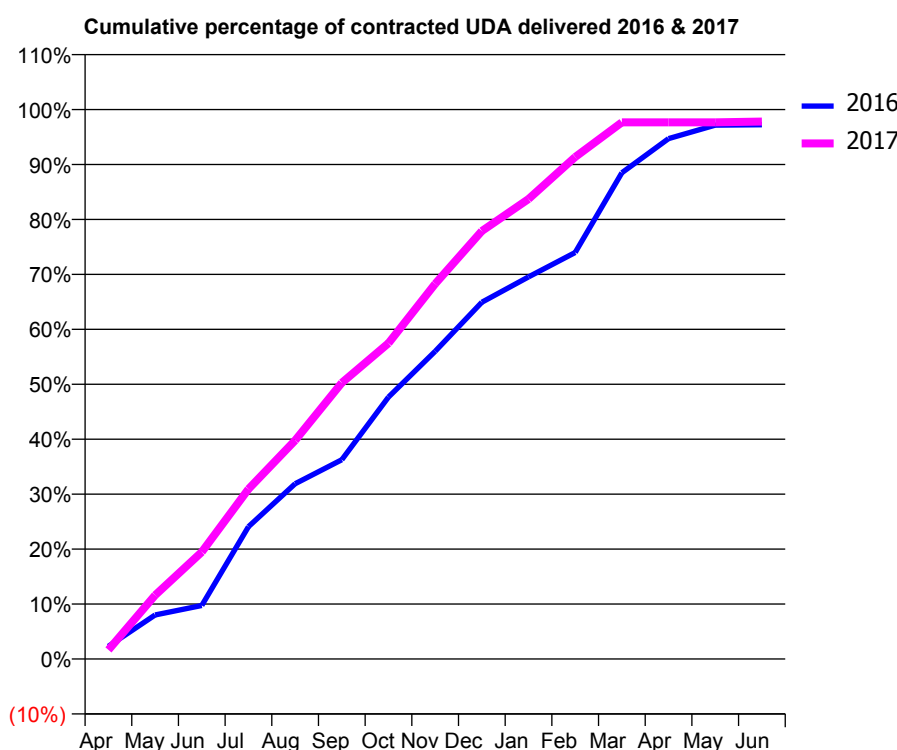
16/17 Contracted general activity (UDA)	13,000
Carry forward general activity (UDA)	362
16/17 Contracted orthodontic activity (UOA)	0
Carry forward orthodontic activity (UOA)	0
Baseline contract value	£315,343.87

ACCESS*

Patients seen in 24 months	Total	Change since previous quarter
Quarter ending March 2016	4,930	
Quarter ending June 2016	5,185	↑
Quarter ending September 2016	5,364	↑
Quarter ending December 2016	5,482	↑
Quarter ending March 2017	5,364	↓
Variance since March 2016	8.8%	↑



ACTIVITY



Adjusted Scheduled Activity (UDA)		
Month	2016	2017
April	302	216
May	1,044	1,510
June	1,268	2,532
July	3,133	4,022
August	4,148	5,173
September	4,714	6,535
October	6,199	7,471
November	7,278	8,876
December	8,441	10,124
January	9,039	10,881
February	9,618	11,876
March	11,505	12,696
April	12,312	12,696
May	12,631	12,696
June	12,638	12,716

QUALITY

	Quantity	Base Number	Contract	AT	Region	England
% of FP17s for the same patient ID Re-attending within 3 months - Children	186	2,199	8.5%	11.9%	11.9%	12.3%
% of FP17s for the same patient ID Re-attending within 3 months - Adults	911	4,966	18.3%	15.7%	16.6%	16.7%
% of FP17s for the same patient ID Re-attending between 3 & 9 months - Children	1,279	2,199	58.2%	57.2%	60.2%	57.6%
% of FP17s for the same patient ID Re-attending between 3 & 9 months - Adults	2,120	4,966	42.7%	48.2%	51.5%	50.1%
% of FP17s for Band 1 Urgent Courses	781	6,563	11.9%	9.7%	9.5%	9.1%
% of FP17s Relating to Free Repair or Replacements	99	6,563	1.5%	0.8%	0.7%	0.8%
% of FP17s Relating to Continuations	139	6,563	2.1%	0.9%	1.2%	1.2%
% of Patients satisfied with the dentistry they have received	7	7	N/A	93.1%	93.1%	92.8%
% of Patients satisfied with the time they had to wait for an appointment	7	7	N/A	89.9%	88.8%	88.7%

* This is based on patients treated on this contract for their most recent course of treatment. Figures in italics indicate the base number of FP17s or Patient Questionnaire responses are less than 100. N/A is shown where the base number of responses is less than 10 during the period. % is calculated as Quantity/Base number*100

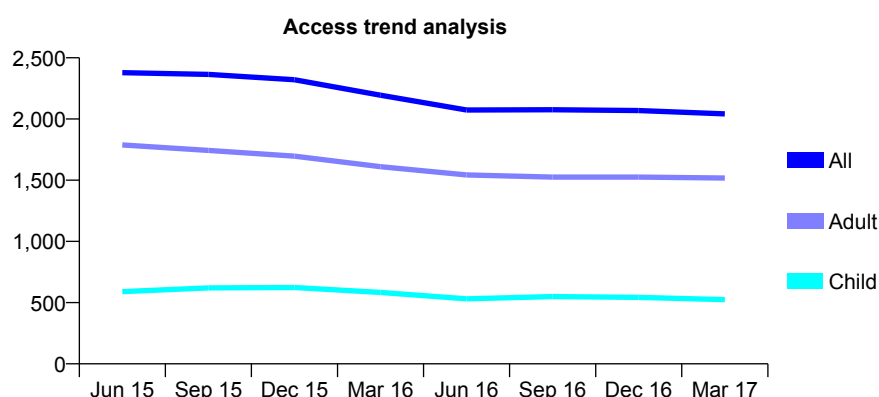
Q69 - Vital Signs At a Glance Contract Report for 360589/0001 - Year end March 2017

Name or company name	MISS A MODGIL
Contract type name	GDS Contract
Purpose of contract	General
Contract start date	01/04/2006
Contract end date	

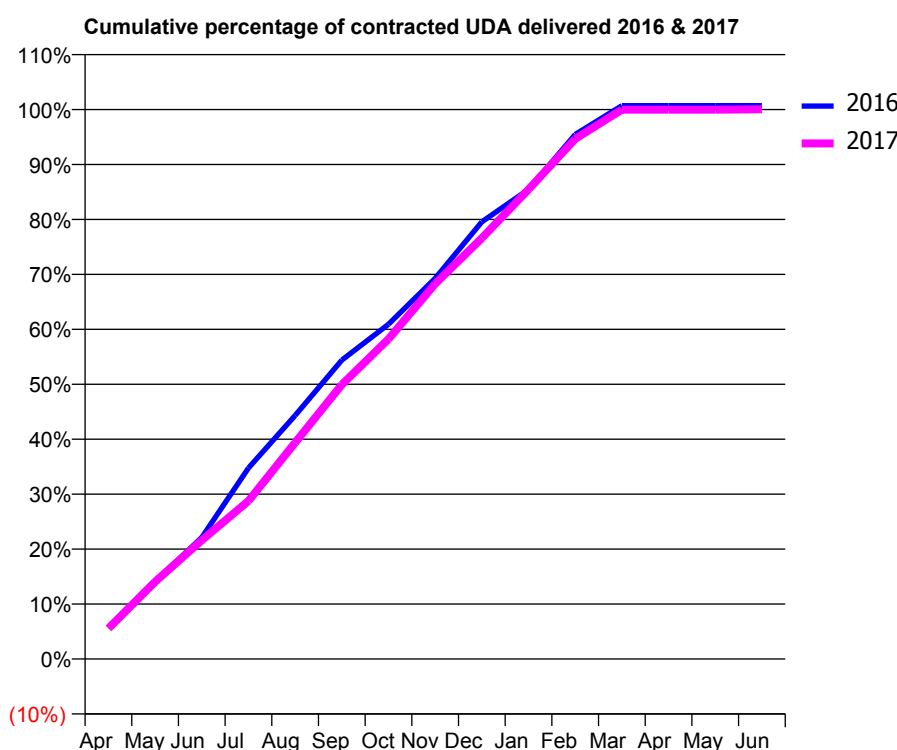
16/17 Contracted general activity (UDA)	5,446
Carry forward general activity (UDA)	-37
16/17 Contracted orthodontic activity (UOA)	0
Carry forward orthodontic activity (UOA)	0
Baseline contract value	£147,474.33

ACCESS*

Patients seen in 24 months	Total	Change since previous quarter
Quarter ending March 2016	2,194	
Quarter ending June 2016	2,074	↓
Quarter ending September 2016	2,076	→
Quarter ending December 2016	2,069	→
Quarter ending March 2017	2,042	↓
Variance since March 2016	(6.9%)	↓



ACTIVITY



Adjusted Scheduled Activity (UDA)		
Month	2016	2017
April	309	304
May	769	766
June	1,205	1,176
July	1,893	1,567
August	2,414	2,145
September	2,962	2,720
October	3,318	3,171
November	3,772	3,718
December	4,333	4,172
January	4,654	4,654
February	5,199	5,155
March	5,483	5,444
April	5,483	5,444
May	5,483	5,444
June	5,483	5,448

QUALITY

	Quantity	Base Number	Contract	AT	Region	England
% of FP17s for the same patient ID Re-attending within 3 months - Children	38	803	4.7%	11.9%	11.9%	12.3%
% of FP17s for the same patient ID Re-attending within 3 months - Adults	274	2,156	12.7%	15.7%	16.6%	16.7%
% of FP17s for the same patient ID Re-attending between 3 & 9 months - Children	429	803	53.4%	57.2%	60.2%	57.6%
% of FP17s for the same patient ID Re-attending between 3 & 9 months - Adults	888	2,156	41.2%	48.2%	51.5%	50.1%
% of FP17s for Band 1 Urgent Courses	484	2,959	16.4%	9.7%	9.5%	9.1%
% of FP17s Relating to Free Repair or Replacements	81	2,959	2.7%	0.8%	0.7%	0.8%
% of FP17s Relating to Continuations	0	2,959	0.0%	0.9%	1.2%	1.2%
% of Patients satisfied with the dentistry they have received	1	1	N/A	93.1%	93.1%	92.8%
% of Patients satisfied with the time they had to wait for an appointment	1	1	N/A	89.9%	88.8%	88.7%

* This is based on patients treated on this contract for their most recent course of treatment. Figures in italics indicate the base number of FP17s or Patient Questionnaire responses are less than 100. N/A is shown where the base number of responses is less than 10 during the period. % is calculated as Quantity/Base number*100

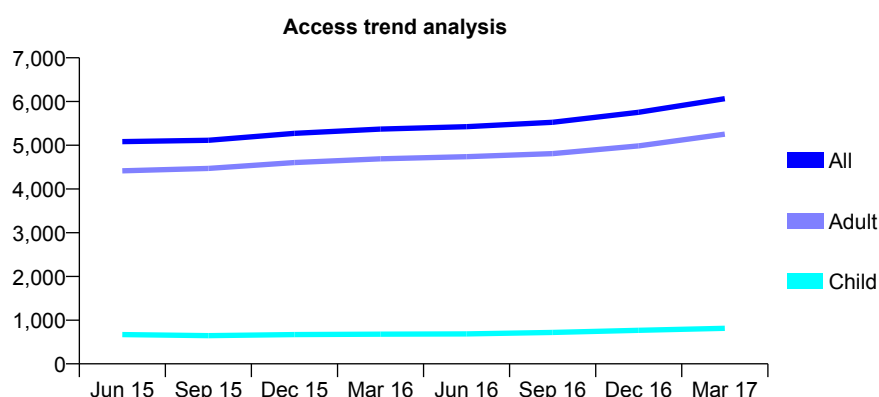
Q69 - Vital Signs At a Glance Contract Report for 385905/0001 - Year end March 2017

Name or company name	Mr B Ranu, Mr S Kaura and Mr T Tariq
Contract type name	GDS Contract
Purpose of contract	General
Contract start date	01/04/2006
Contract end date	

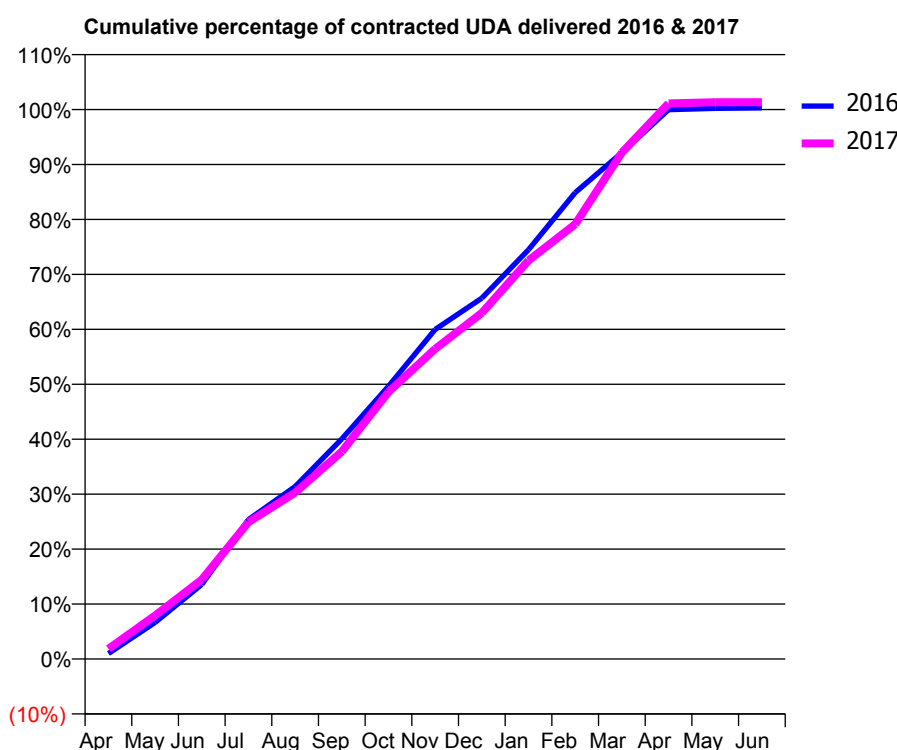
16/17 Contracted general activity (UDA)	10,897
Carry forward general activity (UDA)	-33
16/17 Contracted orthodontic activity (UOA)	0
Carry forward orthodontic activity (UOA)	0
Baseline contract value	£310,507.50

ACCESS*

Patients seen in 24 months	Total	Change since previous quarter
Quarter ending March 2016	5,369	
Quarter ending June 2016	5,425	→
Quarter ending September 2016	5,524	→
Quarter ending December 2016	5,753	↑
Quarter ending March 2017	6,065	↑
Variance since March 2016	13.0%	↑



ACTIVITY



Adjusted Scheduled Activity (UDA)		
Month	2016	2017
April	111	201
May	726	863
June	1,480	1,575
July	2,764	2,715
August	3,421	3,298
September	4,366	4,114
October	5,408	5,296
November	6,535	6,150
December	7,158	6,862
January	8,118	7,903
February	9,249	8,622
March	10,041	10,042
April	10,893	11,019
May	10,921	11,041
June	10,930	11,041

QUALITY

	Quantity	Base Number	Contract	AT	Region	England
% of FP17s for the same patient ID Re-attending within 3 months - Children	33	892	3.7%	11.9%	11.9%	12.3%
% of FP17s for the same patient ID Re-attending within 3 months - Adults	466	5,368	8.7%	15.7%	16.6%	16.7%
% of FP17s for the same patient ID Re-attending between 3 & 9 months - Children	231	892	25.9%	57.2%	60.2%	57.6%
% of FP17s for the same patient ID Re-attending between 3 & 9 months - Adults	1,614	5,368	30.1%	48.2%	51.5%	50.1%
% of FP17s for Band 1 Urgent Courses	2,097	6,294	33.3%	9.7%	9.5%	9.1%
% of FP17s Relating to Free Repair or Replacements	55	6,294	0.9%	0.8%	0.7%	0.8%
% of FP17s Relating to Continuations	42	6,294	0.7%	0.9%	1.2%	1.2%
% of Patients satisfied with the dentistry they have received	5	5	N/A	93.1%	93.1%	92.8%
% of Patients satisfied with the time they had to wait for an appointment	5	5	N/A	89.9%	88.8%	88.7%

* This is based on patients treated on this contract for their most recent course of treatment. Figures in italics indicate the base number of FP17s or Patient Questionnaire responses are less than 100. N/A is shown where the base number of responses is less than 10 during the period. % is calculated as Quantity/Base number*100

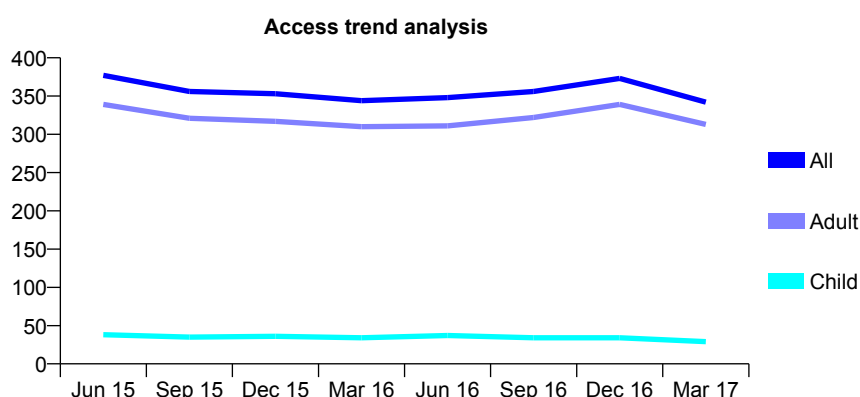
Q69 - Vital Signs At a Glance Contract Report for 385905/0003 - Year end March 2017

Name or company name	Mr B Ranu, Mr S Kaura and Mr T Tariq
Contract type name	PDS Contract
Purpose of contract	General
Contract start date	01/04/2006
Contract end date	31/03/2019

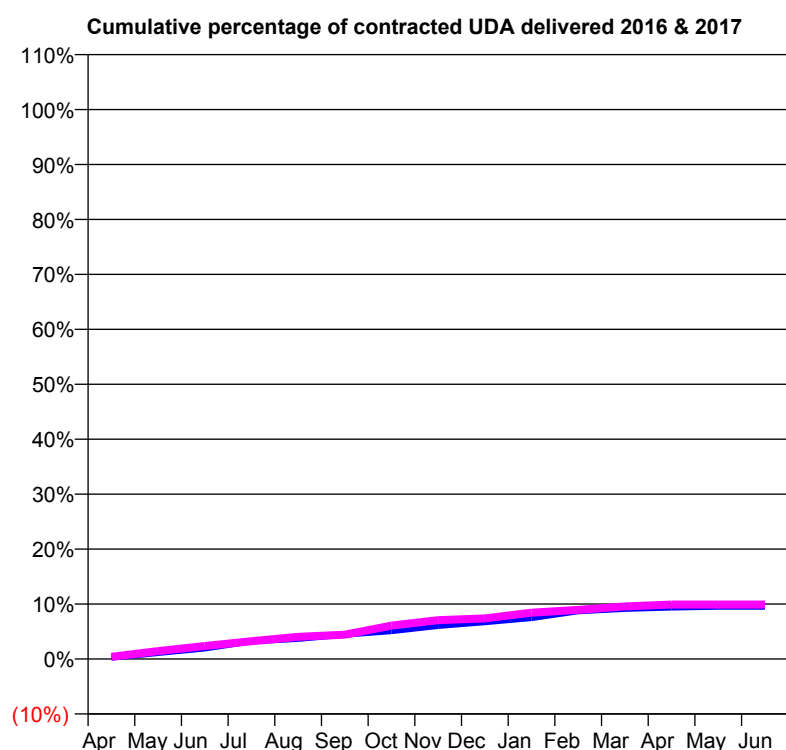
16/17 Contracted general activity (UDA)	3,488
Carry forward general activity (UDA)	0
16/17 Contracted orthodontic activity (UOA)	0
Carry forward orthodontic activity (UOA)	0
Baseline contract value	£102,815.17

ACCESS*

Patients seen in 24 months	Total	Change since previous quarter
Quarter ending March 2016	344	
Quarter ending June 2016	348	→
Quarter ending September 2016	356	↑
Quarter ending December 2016	373	↑
Quarter ending March 2017	342	↓
Variance since March 2016	(0.6%)	→



ACTIVITY



Adjusted Scheduled Activity (UDA)		
Month	2016	2017
April	6	14
May	36	51
June	65	82
July	109	113
August	126	141
September	152	155
October	175	212
November	208	247
December	232	258
January	258	294
February	301	312
March	316	334
April	325	346
May	330	346
June	330	346

QUALITY

	Quantity	Base Number	Contract	AT	Region	England
% of FP17s for the same patient ID Re-attending within 3 months - Children	0	60	0.0%	11.9%	11.9%	12.3%
% of FP17s for the same patient ID Re-attending within 3 months - Adults	4	303	1.3%	15.7%	16.6%	16.7%
% of FP17s for the same patient ID Re-attending between 3 & 9 months - Children	0	60	0.0%	57.2%	60.2%	57.6%
% of FP17s for the same patient ID Re-attending between 3 & 9 months - Adults	3	303	1.0%	48.2%	51.5%	50.1%
% of FP17s for Band 1 Urgent Courses	237	366	64.8%	9.7%	9.5%	9.1%
% of FP17s Relating to Free Repair or Replacements	1	366	0.3%	0.8%	0.7%	0.8%
% of FP17s Relating to Continuations	0	366	0.0%	0.9%	1.2%	1.2%
% of Patients satisfied with the dentistry they have received	0	0	N/A	93.1%	93.1%	92.8%
% of Patients satisfied with the time they had to wait for an appointment	0	0	N/A	89.9%	88.8%	88.7%

* This is based on patients treated on this contract for their most recent course of treatment. Figures in italics indicate the base number of FP17s or Patient Questionnaire responses are less than 100. N/A is shown where the base number of responses is less than 10 during the period. % is calculated as Quantity/Base number*100

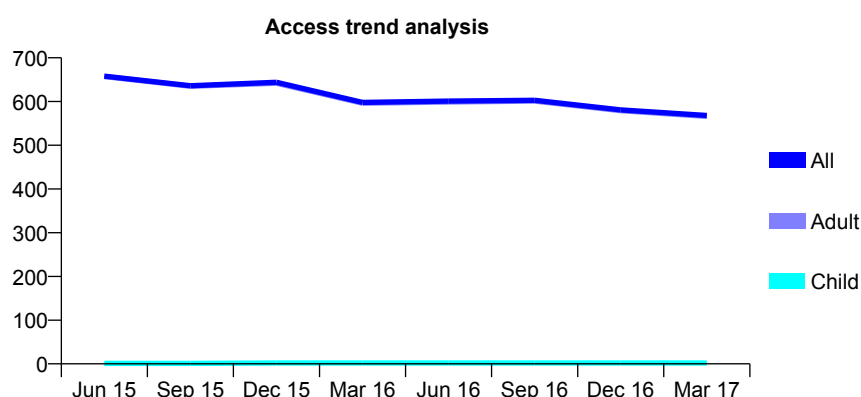
Q69 - Vital Signs At a Glance Contract Report for 566039/0001 - Year end March 2017

Name or company name	MS AR LOCKYER
Contract type name	GDS Contract
Purpose of contract	General
Contract start date	01/04/2006
Contract end date	

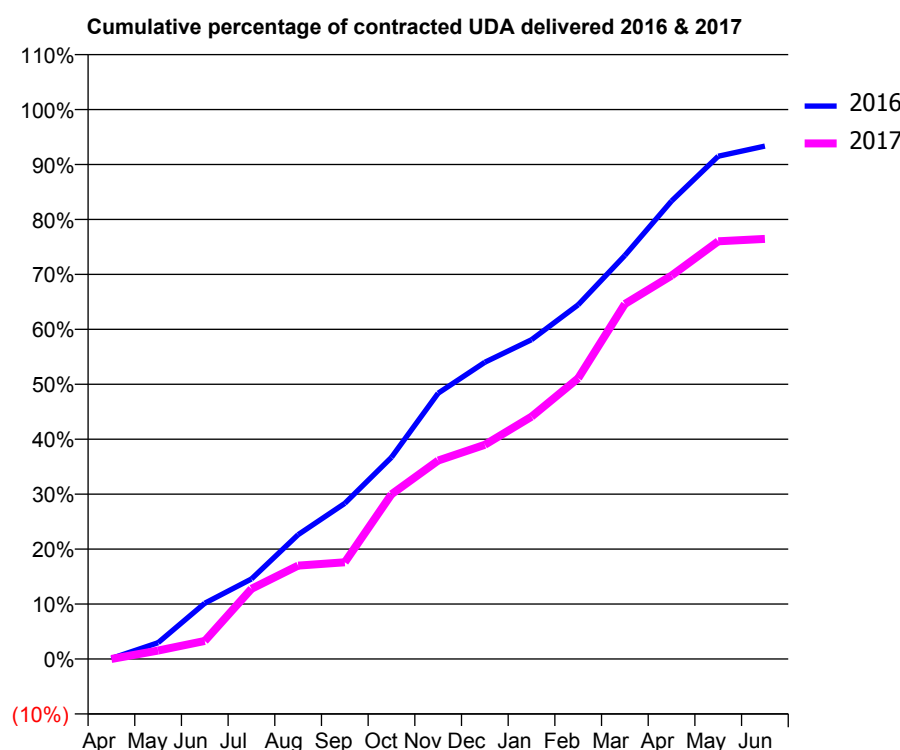
16/17 Contracted general activity (UDA)	2,800
Carry forward general activity (UDA)	0
16/17 Contracted orthodontic activity (UOA)	0
Carry forward orthodontic activity (UOA)	0
Baseline contract value	£74,004.90

ACCESS*

Patients seen in 24 months	Total	Change since previous quarter
Quarter ending March 2016	598	
Quarter ending June 2016	601	→
Quarter ending September 2016	603	→
Quarter ending December 2016	581	↓
Quarter ending March 2017	568	↓
Variance since March 2016	(5.0%)	↓



ACTIVITY



Adjusted Scheduled Activity (UDA)		
Month	2016	2017
April	3	0
May	83	43
June	285	92
July	408	358
August	634	476
September	793	493
October	1,028	840
November	1,354	1,011
December	1,512	1,092
January	1,627	1,235
February	1,805	1,431
March	2,057	1,809
April	2,334	1,954
May	2,562	2,129
June	2,614	2,141

QUALITY

	Quantity	Base Number	Contract	AT	Region	England
% of FP17s for the same patient ID Re-attending within 3 months - Children	0	1	0.0%	11.9%	11.9%	12.3%
% of FP17s for the same patient ID Re-attending within 3 months - Adults	123	607	20.3%	15.7%	16.6%	16.7%
% of FP17s for the same patient ID Re-attending between 3 & 9 months - Children	0	1	0.0%	57.2%	60.2%	57.6%
% of FP17s for the same patient ID Re-attending between 3 & 9 months - Adults	103	607	17.0%	48.2%	51.5%	50.1%
% of FP17s for Band 1 Urgent Courses	53	546	9.7%	9.7%	9.5%	9.1%
% of FP17s Relating to Free Repair or Replacements	7	546	1.3%	0.8%	0.7%	0.8%
% of FP17s Relating to Continuations	46	546	8.4%	0.9%	1.2%	1.2%
% of Patients satisfied with the dentistry they have received	1	1	N/A	93.1%	93.1%	92.8%
% of Patients satisfied with the time they had to wait for an appointment	1	1	N/A	89.9%	88.8%	88.7%

* This is based on patients treated on this contract for their most recent course of treatment. Figures in italics indicate the base number of FP17s or Patient Questionnaire responses are less than 100. N/A is shown where the base number of responses is less than 10 during the period. % is calculated as Quantity/Base number*100

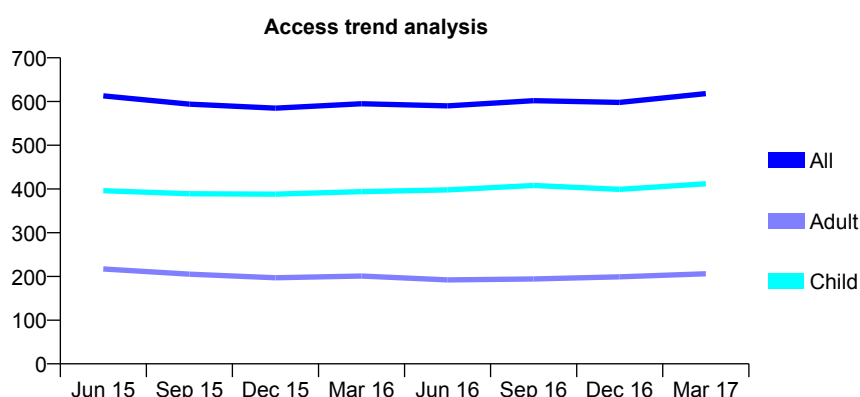
Q69 - Vital Signs At a Glance Contract Report for 566039/0005 - Year end March 2017

Name or company name	MS AR LOCKYER
Contract type name	GDS Contract
Purpose of contract	General
Contract start date	01/04/2006
Contract end date	

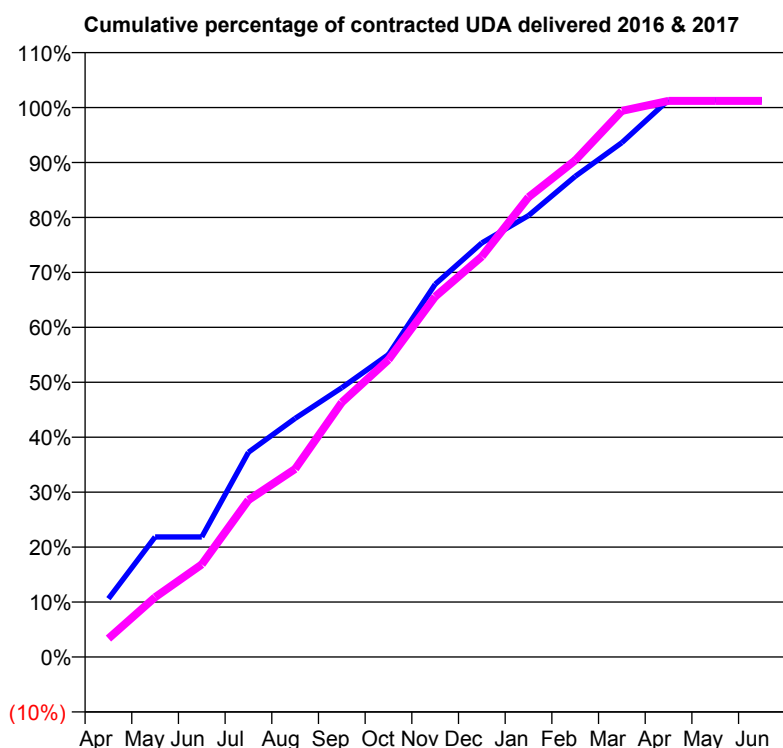
16/17 Contracted general activity (UDA)	1,040
Carry forward general activity (UDA)	10
16/17 Contracted orthodontic activity (UOA)	0
Carry forward orthodontic activity (UOA)	0
Baseline contract value	£27,487.53

ACCESS*

Patients seen in 24 months	Total	Change since previous quarter
Quarter ending March 2016	595	
Quarter ending June 2016	590	→
Quarter ending September 2016	602	↑
Quarter ending December 2016	598	→
Quarter ending March 2017	618	↑
Variance since March 2016	3.9%	↑



ACTIVITY



Adjusted Scheduled Activity (UDA)		
Month	2016	2017
April	109	35
May	224	113
June	224	175
July	382	297
August	445	356
September	502	482
October	564	563
November	695	682
December	772	758
January	823	870
February	896	940
March	959	1,034
April	1,038	1,053
May	1,038	1,053
June	1,038	1,053

QUALITY

	Quantity	Base Number	Contract	AT	Region	England
% of FP17s for the same patient ID Re-attending within 3 months - Children	32	575	5.6%	11.9%	11.9%	12.3%
% of FP17s for the same patient ID Re-attending within 3 months - Adults	17	187	9.1%	15.7%	16.6%	16.7%
% of FP17s for the same patient ID Re-attending between 3 & 9 months - Children	261	575	45.4%	57.2%	60.2%	57.6%
% of FP17s for the same patient ID Re-attending between 3 & 9 months - Adults	60	187	32.1%	48.2%	51.5%	50.1%
% of FP17s for Band 1 Urgent Courses	32	737	4.3%	9.7%	9.5%	9.1%
% of FP17s Relating to Free Repair or Replacements	1	737	0.1%	0.8%	0.7%	0.8%
% of FP17s Relating to Continuations	0	737	0.0%	0.9%	1.2%	1.2%
% of Patients satisfied with the dentistry they have received	1	1	N/A	93.1%	93.1%	92.8%
% of Patients satisfied with the time they had to wait for an appointment	1	1	N/A	89.9%	88.8%	88.7%

* This is based on patients treated on this contract for their most recent course of treatment. Figures in italics indicate the base number of FP17s or Patient Questionnaire responses are less than 100. N/A is shown where the base number of responses is less than 10 during the period. % is calculated as Quantity/Base number*100

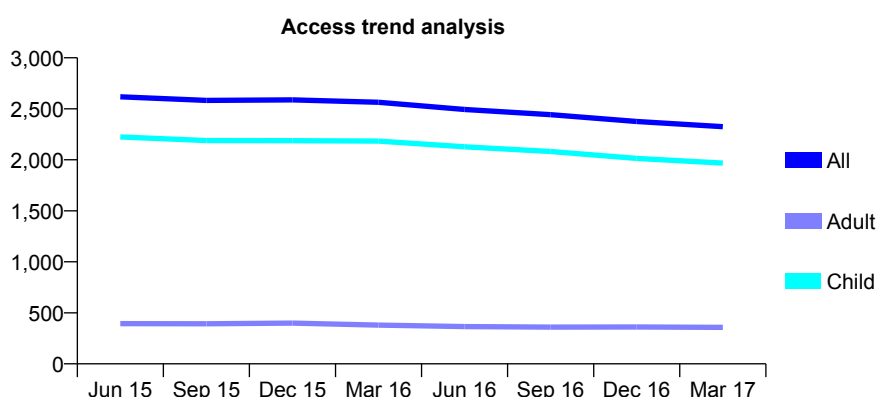
Q69 - Vital Signs At a Glance Contract Report for 566551/0001 - Year end March 2017

Name or company name	MR GB DERRY
Contract type name	GDS Contract
Purpose of contract	General
Contract start date	01/04/2006
Contract end date	

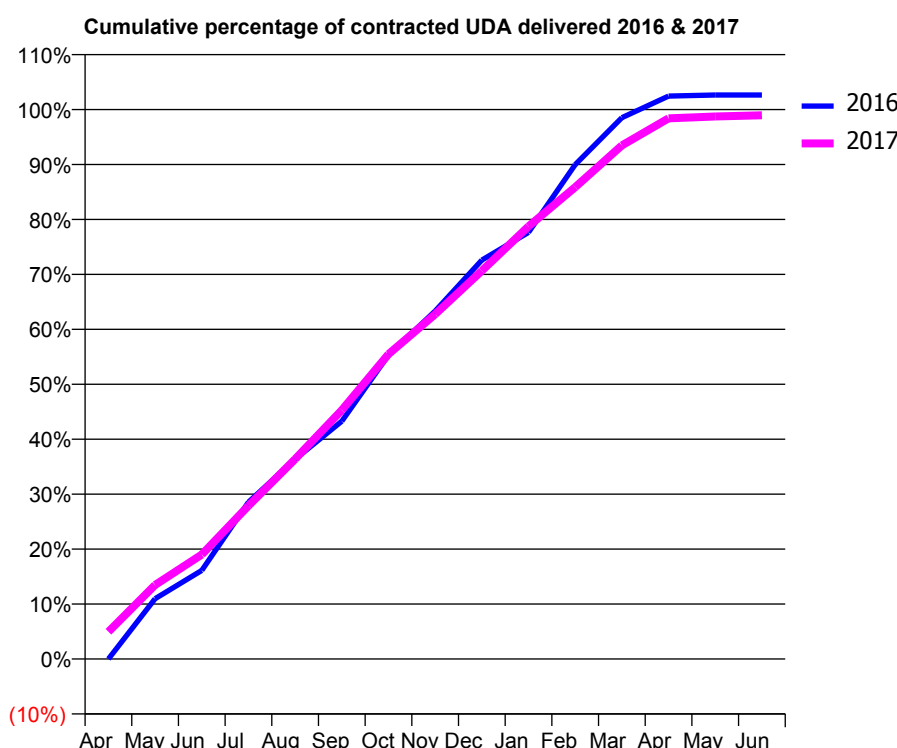
16/17 Contracted general activity (UDA)	5,000
Carry forward general activity (UDA)	-100
16/17 Contracted orthodontic activity (UOA)	0
Carry forward orthodontic activity (UOA)	0
Baseline contract value	£135,353.09

ACCESS*

Patients seen in 24 months	Total	Change since previous quarter
Quarter ending March 2016	2,564	
Quarter ending June 2016	2,493	↓
Quarter ending September 2016	2,442	↓
Quarter ending December 2016	2,376	↓
Quarter ending March 2017	2,325	↓
Variance since March 2016	(9.3%)	↓



ACTIVITY



Month	Adjusted Scheduled Activity (UDA)	
	2016	2017
April	0	249
May	550	675
June	806	950
July	1,428	1,394
August	1,819	1,820
September	2,165	2,264
October	2,766	2,774
November	3,167	3,137
December	3,629	3,533
January	3,883	3,937
February	4,498	4,294
March	4,926	4,673
April	5,123	4,920
May	5,132	4,937
June	5,132	4,948

QUALITY

	Quantity	Base Number	Contract	AT	Region	England
% of FP17s for the same patient ID Re-attending within 3 months - Children	313	3,615	8.7%	11.9%	11.9%	12.3%
% of FP17s for the same patient ID Re-attending within 3 months - Adults	18	216	8.3%	15.7%	16.6%	16.7%
% of FP17s for the same patient ID Re-attending between 3 & 9 months - Children	2,681	3,615	74.2%	57.2%	60.2%	57.6%
% of FP17s for the same patient ID Re-attending between 3 & 9 months - Adults	142	216	65.7%	48.2%	51.5%	50.1%
% of FP17s for Band 1 Urgent Courses	148	3,887	3.8%	9.7%	9.5%	9.1%
% of FP17s Relating to Free Repair or Replacements	0	3,887	0.0%	0.8%	0.7%	0.8%
% of FP17s Relating to Continuations	0	3,887	0.0%	0.9%	1.2%	1.2%
% of Patients satisfied with the dentistry they have received	1	1	N/A	93.1%	93.1%	92.8%
% of Patients satisfied with the time they had to wait for an appointment	1	1	N/A	89.9%	88.8%	88.7%

* This is based on patients treated on this contract for their most recent course of treatment. Figures in italics indicate the base number of FP17s or Patient Questionnaire responses are less than 100. N/A is shown where the base number of responses is less than 10 during the period. % is calculated as Quantity/Base number*100

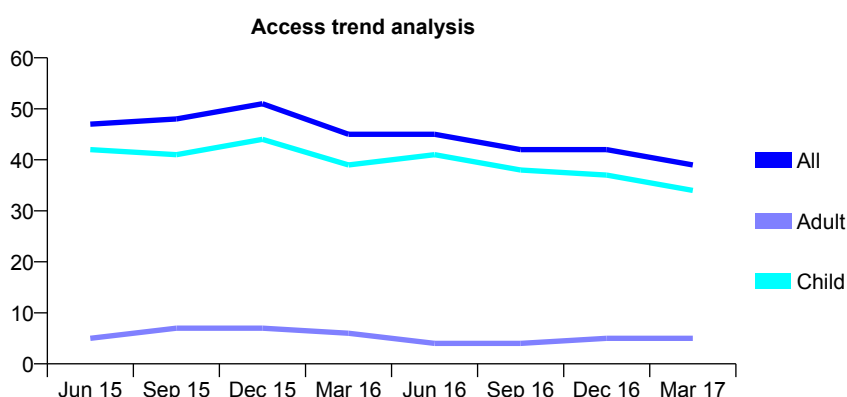
Q69 - Vital Signs At a Glance Contract Report for 568430/0001 - Year end March 2017

Name or company name	MR PG CRUCI
Contract type name	GDS Contract
Purpose of contract	General
Contract start date	01/04/2006
Contract end date	

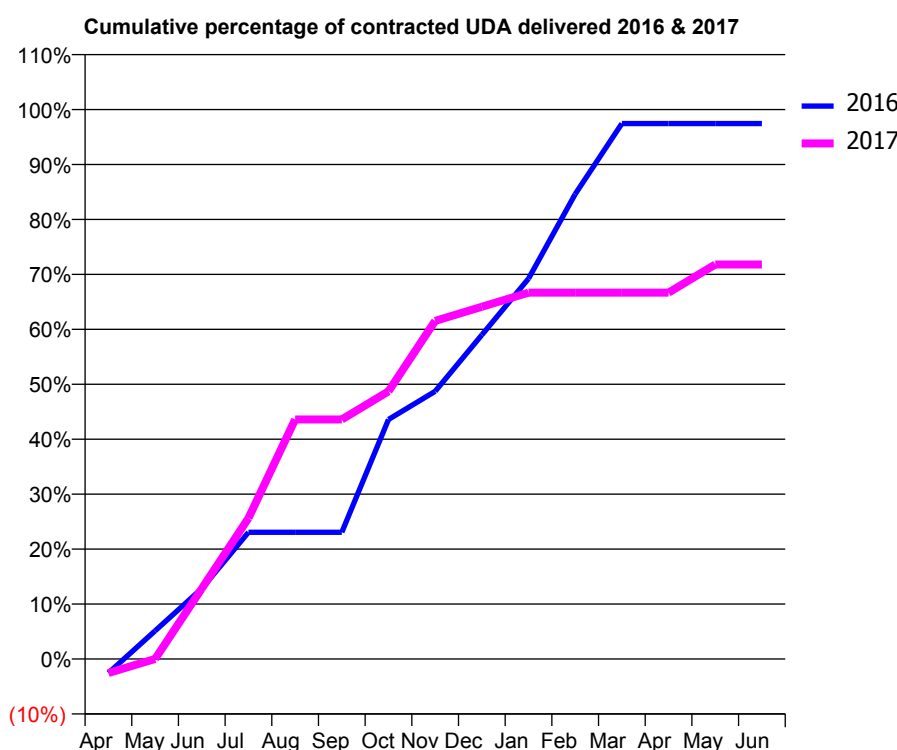
16/17 Contracted general activity (UDA)	39
Carry forward general activity (UDA)	1
16/17 Contracted orthodontic activity (UOA)	0
Carry forward orthodontic activity (UOA)	0
Baseline contract value	£907.84

ACCESS*

Patients seen in 24 months	Total	Change since previous quarter
Quarter ending March 2016	45	
Quarter ending June 2016	45	→
Quarter ending September 2016	42	↓
Quarter ending December 2016	42	→
Quarter ending March 2017	39	↓
Variance since March 2016	(13.3%)	↓



ACTIVITY



Month	Adjusted Scheduled Activity (UDA)	
	2016	2017
April	-1	-1
May	2	0
June	5	5
July	9	10
August	9	17
September	9	17
October	17	19
November	19	24
December	23	25
January	27	26
February	33	26
March	38	26
April	38	26
May	38	28
June	38	28

QUALITY

	Quantity	Base Number	Contract	AT	Region	England
% of FP17s for the same patient ID Re-attending within 3 months - Children	0	24	0.0%	11.9%	11.9%	12.3%
% of FP17s for the same patient ID Re-attending within 3 months - Adults	0	1	0.0%	15.7%	16.6%	16.7%
% of FP17s for the same patient ID Re-attending between 3 & 9 months - Children	9	24	37.5%	57.2%	60.2%	57.6%
% of FP17s for the same patient ID Re-attending between 3 & 9 months - Adults	0	1	0.0%	48.2%	51.5%	50.1%
% of FP17s for Band 1 Urgent Courses	0	27	0.0%	9.7%	9.5%	9.1%
% of FP17s Relating to Free Repair or Replacements	0	27	0.0%	0.8%	0.7%	0.8%
% of FP17s Relating to Continuations	0	27	0.0%	0.9%	1.2%	1.2%
% of Patients satisfied with the dentistry they have received	0	0	N/A	93.1%	93.1%	92.8%
% of Patients satisfied with the time they had to wait for an appointment	0	0	N/A	89.9%	88.8%	88.7%

* This is based on patients treated on this contract for their most recent course of treatment. Figures in italics indicate the base number of FP17s or Patient Questionnaire responses are less than 100. N/A is shown where the base number of responses is less than 10 during the period. % is calculated as Quantity/Base number*100

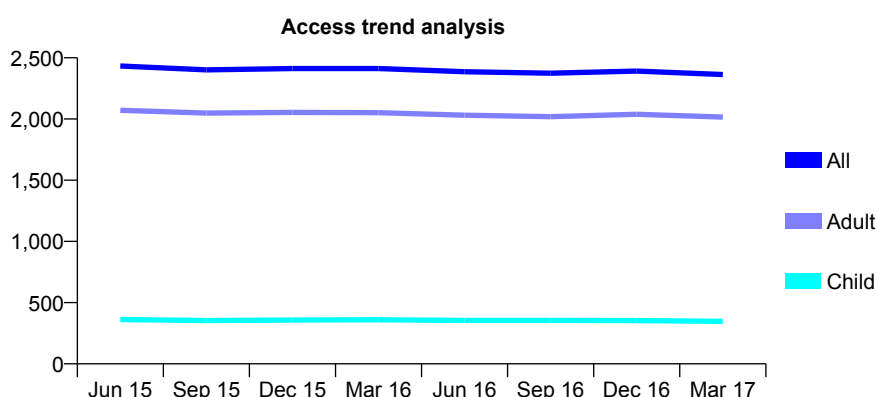
Q69 - Vital Signs At a Glance Contract Report for 575682/0001 - Year end March 2017

Name or company name	MR HJ COULL
Contract type name	GDS Contract
Purpose of contract	General
Contract start date	01/04/2006
Contract end date	

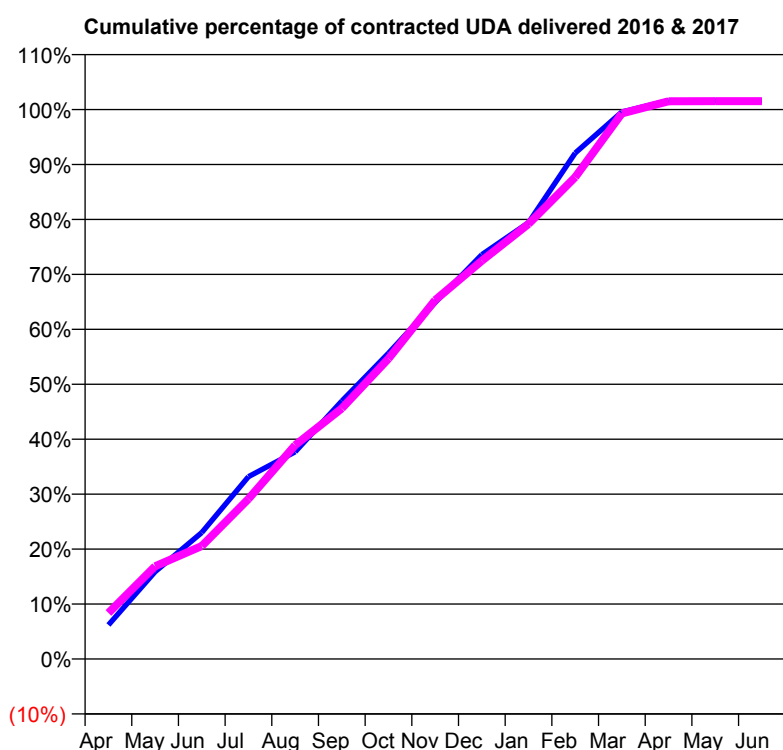
16/17 Contracted general activity (UDA)	6,812
Carry forward general activity (UDA)	-110
16/17 Contracted orthodontic activity (UOA)	0
Carry forward orthodontic activity (UOA)	0
Baseline contract value	£161,065.22

ACCESS*

Patients seen in 24 months	Total	Change since previous quarter
Quarter ending March 2016	2,412	
Quarter ending June 2016	2,386	↓
Quarter ending September 2016	2,374	→
Quarter ending December 2016	2,392	→
Quarter ending March 2017	2,363	↓
Variance since March 2016	(2.0%)	↓



ACTIVITY



Adjusted Scheduled Activity (UDA)		
Month	2016	2017
April	432	572
May	1,108	1,150
June	1,604	1,401
July	2,314	1,985
August	2,628	2,651
September	3,272	3,107
October	3,880	3,723
November	4,523	4,450
December	5,130	4,937
January	5,537	5,393
February	6,420	5,973
March	6,941	6,764
April	7,084	6,914
May	7,082	6,916
June	7,083	6,916

QUALITY

	Quantity	Base Number	Contract	AT	Region	England
% of FP17s for the same patient ID Re-attending within 3 months - Children	16	548	2.9%	11.9%	11.9%	12.3%
% of FP17s for the same patient ID Re-attending within 3 months - Adults	235	3,038	7.7%	15.7%	16.6%	16.7%
% of FP17s for the same patient ID Re-attending between 3 & 9 months - Children	372	548	67.9%	57.2%	60.2%	57.6%
% of FP17s for the same patient ID Re-attending between 3 & 9 months - Adults	2,012	3,038	66.2%	48.2%	51.5%	50.1%
% of FP17s for Band 1 Urgent Courses	185	3,557	5.2%	9.7%	9.5%	9.1%
% of FP17s Relating to Free Repair or Replacements	9	3,557	0.3%	0.8%	0.7%	0.8%
% of FP17s Relating to Continuations	27	3,557	0.8%	0.9%	1.2%	1.2%
% of Patients satisfied with the dentistry they have received	3	3	N/A	93.1%	93.1%	92.8%
% of Patients satisfied with the time they had to wait for an appointment	3	3	N/A	89.9%	88.8%	88.7%

* This is based on patients treated on this contract for their most recent course of treatment. Figures in italics indicate the base number of FP17s or Patient Questionnaire responses are less than 100. N/A is shown where the base number of responses is less than 10 during the period. % is calculated as Quantity/Base number*100

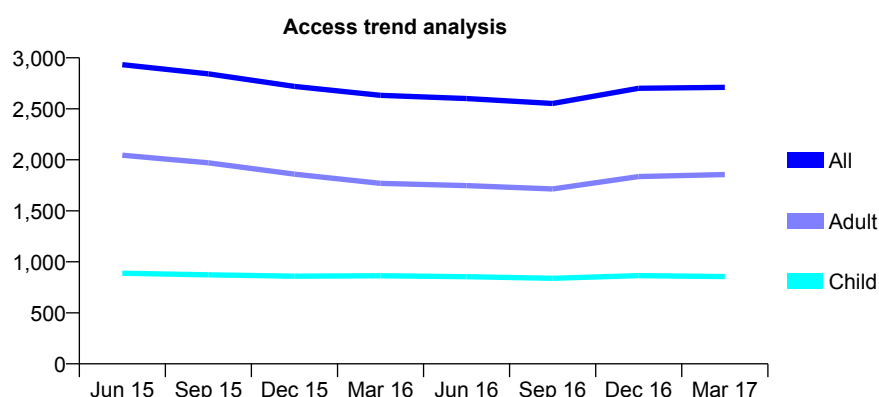
Q69 - Vital Signs At a Glance Contract Report for 578967/0001 - Year end March 2017

Name or company name	MR AC COOKE
Contract type name	GDS Contract
Purpose of contract	General
Contract start date	01/04/2006
Contract end date	

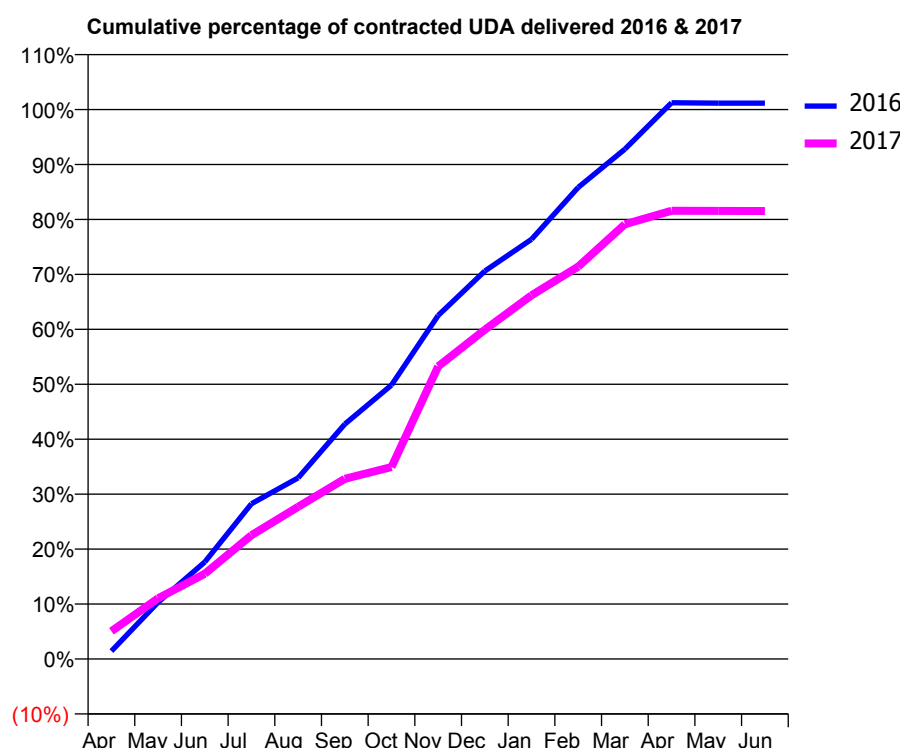
16/17 Contracted general activity (UDA)	7,646
Carry forward general activity (UDA)	-75
16/17 Contracted orthodontic activity (UOA)	0
Carry forward orthodontic activity (UOA)	0
Baseline contract value	£180,784.61

ACCESS*

Patients seen in 24 months	Total	Change since previous quarter
Quarter ending March 2016	2,632	
Quarter ending June 2016	2,601	↓
Quarter ending September 2016	2,552	↓
Quarter ending December 2016	2,701	↑
Quarter ending March 2017	2,711	→
Variance since March 2016	3.0%	↑



ACTIVITY



Adjusted Scheduled Activity (UDA)		
Month	2016	2017
April	94	387
May	672	845
June	1,148	1,186
July	1,837	1,722
August	2,142	2,117
September	2,779	2,507
October	3,240	2,671
November	4,064	4,072
December	4,589	4,582
January	4,964	5,060
February	5,578	5,460
March	6,031	6,050
April	6,579	6,238
May	6,575	6,235
June	6,575	6,234

QUALITY

	Quantity	Base Number	Contract	AT	Region	England
% of FP17s for the same patient ID Re-attending within 3 months - Children	69	1,377	5.0%	11.9%	11.9%	12.3%
% of FP17s for the same patient ID Re-attending within 3 months - Adults	334	2,516	13.3%	15.7%	16.6%	16.7%
% of FP17s for the same patient ID Re-attending between 3 & 9 months - Children	888	1,377	64.5%	57.2%	60.2%	57.6%
% of FP17s for the same patient ID Re-attending between 3 & 9 months - Adults	1,255	2,516	49.9%	48.2%	51.5%	50.1%
% of FP17s for Band 1 Urgent Courses	354	3,755	9.4%	9.7%	9.5%	9.1%
% of FP17s Relating to Free Repair or Replacements	20	3,755	0.5%	0.8%	0.7%	0.8%
% of FP17s Relating to Continuations	10	3,755	0.3%	0.9%	1.2%	1.2%
% of Patients satisfied with the dentistry they have received	5	6	N/A	93.1%	93.1%	92.8%
% of Patients satisfied with the time they had to wait for an appointment	4	6	N/A	89.9%	88.8%	88.7%

* This is based on patients treated on this contract for their most recent course of treatment. Figures in italics indicate the base number of FP17s or Patient Questionnaire responses are less than 100. N/A is shown where the base number of responses is less than 10 during the period. % is calculated as Quantity/Base number*100

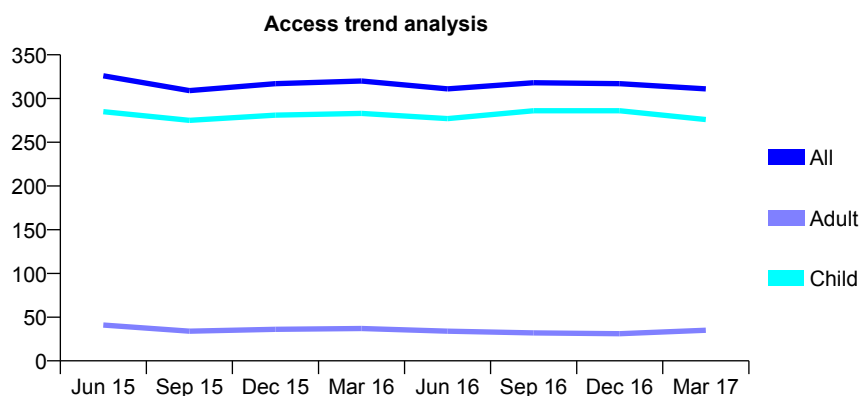
Q69 - Vital Signs At a Glance Contract Report for 630209/0001 - Year end March 2017

Name or company name	MR CR NIXON
Contract type name	GDS Contract
Purpose of contract	General
Contract start date	01/04/2006
Contract end date	

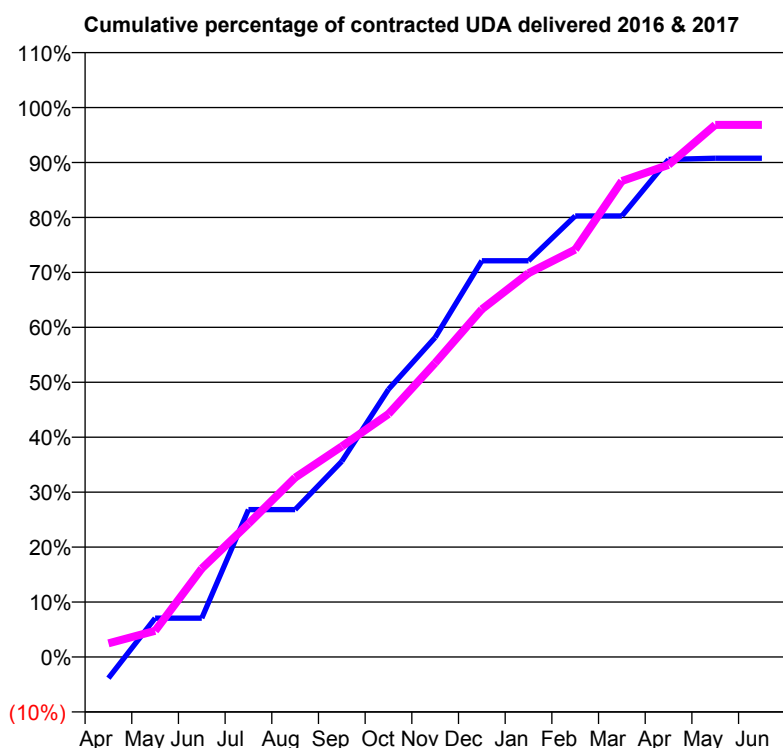
16/17 Contracted general activity (UDA)	441
Carry forward general activity (UDA)	0
16/17 Contracted orthodontic activity (UOA)	0
Carry forward orthodontic activity (UOA)	0
Baseline contract value	£10,151.40

ACCESS*

Patients seen in 24 months	Total	Change since previous quarter
Quarter ending March 2016	320	
Quarter ending June 2016	311	↓
Quarter ending September 2016	318	↑
Quarter ending December 2016	317	→
Quarter ending March 2017	311	↓
Variance since March 2016	(2.8%)	↓



ACTIVITY



Adjusted Scheduled Activity (UDA)		
Month	2016	2017
April	-18	11
May	33	21
June	33	71
July	125	107
August	125	144
September	166	169
October	227	195
November	271	236
December	336	279
January	336	308
February	374	327
March	374	382
April	422	395
May	423	427
June	423	427

QUALITY

	Quantity	Base Number	Contract	AT	Region	England
% of FP17s for the same patient ID Re-attending within 3 months - Children	8	388	2.1%	11.9%	11.9%	12.3%
% of FP17s for the same patient ID Re-attending within 3 months - Adults	1	8	12.5%	15.7%	16.6%	16.7%
% of FP17s for the same patient ID Re-attending between 3 & 9 months - Children	218	388	56.2%	57.2%	60.2%	57.6%
% of FP17s for the same patient ID Re-attending between 3 & 9 months - Adults	2	8	25.0%	48.2%	51.5%	50.1%
% of FP17s for Band 1 Urgent Courses	0	396	0.0%	9.7%	9.5%	9.1%
% of FP17s Relating to Free Repair or Replacements	0	396	0.0%	0.8%	0.7%	0.8%
% of FP17s Relating to Continuations	0	396	0.0%	0.9%	1.2%	1.2%
% of Patients satisfied with the dentistry they have received	0	0	N/A	93.1%	93.1%	92.8%
% of Patients satisfied with the time they had to wait for an appointment	0	0	N/A	89.9%	88.8%	88.7%

* This is based on patients treated on this contract for their most recent course of treatment. Figures in italics indicate the base number of FP17s or Patient Questionnaire responses are less than 100. N/A is shown where the base number of responses is less than 10 during the period. % is calculated as Quantity/Base number*100

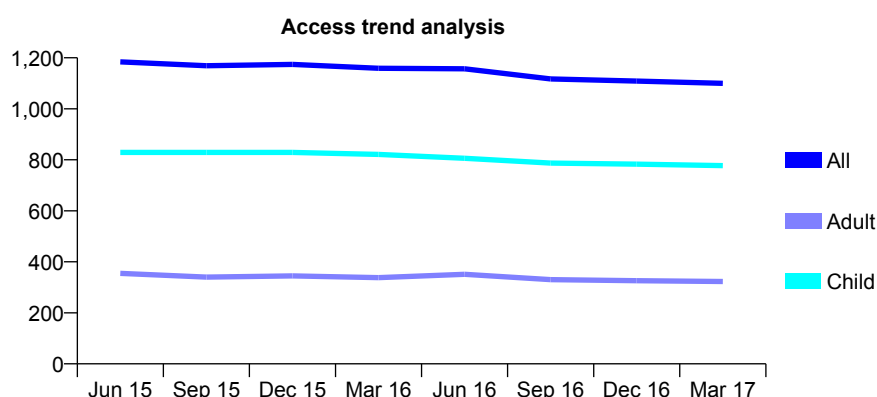
Q69 - Vital Signs At a Glance Contract Report for 630640/0001 - Year end March 2017

Name or company name	MRS ME SHAW
Contract type name	GDS Contract
Purpose of contract	General
Contract start date	01/04/2006
Contract end date	

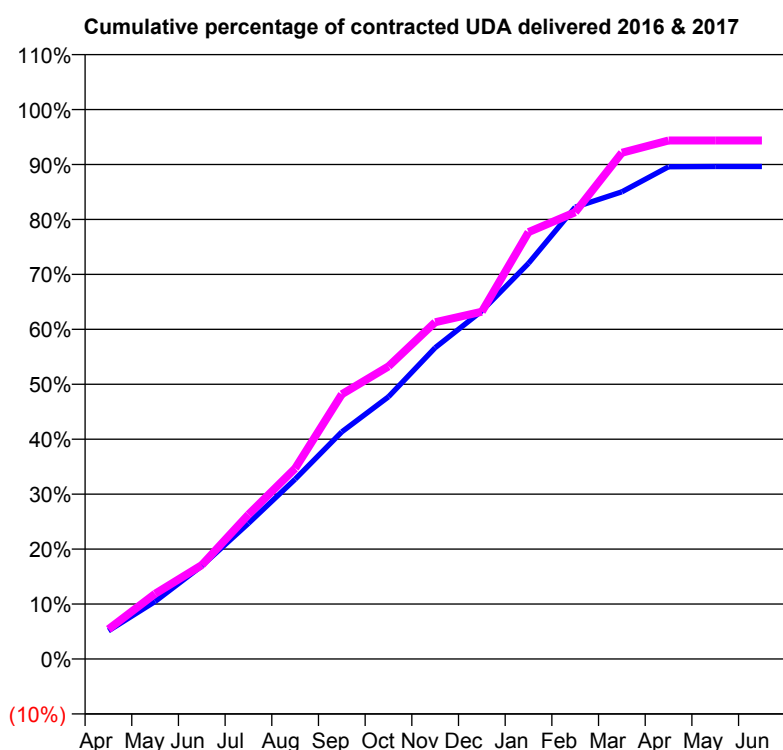
16/17 Contracted general activity (UDA)	2,164
Carry forward general activity (UDA)	0
16/17 Contracted orthodontic activity (UOA)	0
Carry forward orthodontic activity (UOA)	0
Baseline contract value	£47,107.43

ACCESS*

Patients seen in 24 months	Total	Change since previous quarter
Quarter ending March 2016	1,159	
Quarter ending June 2016	1,157	→
Quarter ending September 2016	1,117	↓
Quarter ending December 2016	1,109	→
Quarter ending March 2017	1,100	→
Variance since March 2016	(5.1%)	↓



ACTIVITY



Adjusted Scheduled Activity (UDA)		
Month	2016	2017
April	125	117
May	254	257
June	411	370
July	599	569
August	793	751
September	1,003	1,043
October	1,157	1,153
November	1,374	1,326
December	1,536	1,368
January	1,746	1,681
February	1,994	1,759
March	2,062	1,994
April	2,173	2,042
May	2,174	2,042
June	2,174	2,042

QUALITY

	Quantity	Base Number	Contract	AT	Region	England
% of FP17s for the same patient ID Re-attending within 3 months - Children	71	1,326	5.4%	11.9%	11.9%	12.3%
% of FP17s for the same patient ID Re-attending within 3 months - Adults	19	304	6.3%	15.7%	16.6%	16.7%
% of FP17s for the same patient ID Re-attending between 3 & 9 months - Children	948	1,326	71.5%	57.2%	60.2%	57.6%
% of FP17s for the same patient ID Re-attending between 3 & 9 months - Adults	175	304	57.6%	48.2%	51.5%	50.1%
% of FP17s for Band 1 Urgent Courses	30	1,587	1.9%	9.7%	9.5%	9.1%
% of FP17s Relating to Free Repair or Replacements	1	1,587	0.1%	0.8%	0.7%	0.8%
% of FP17s Relating to Continuations	0	1,587	0.0%	0.9%	1.2%	1.2%
% of Patients satisfied with the dentistry they have received	0	0	N/A	93.1%	93.1%	92.8%
% of Patients satisfied with the time they had to wait for an appointment	0	0	N/A	89.9%	88.8%	88.7%

* This is based on patients treated on this contract for their most recent course of treatment. Figures in italics indicate the base number of FP17s or Patient Questionnaire responses are less than 100. N/A is shown where the base number of responses is less than 10 during the period. % is calculated as Quantity/Base number*100

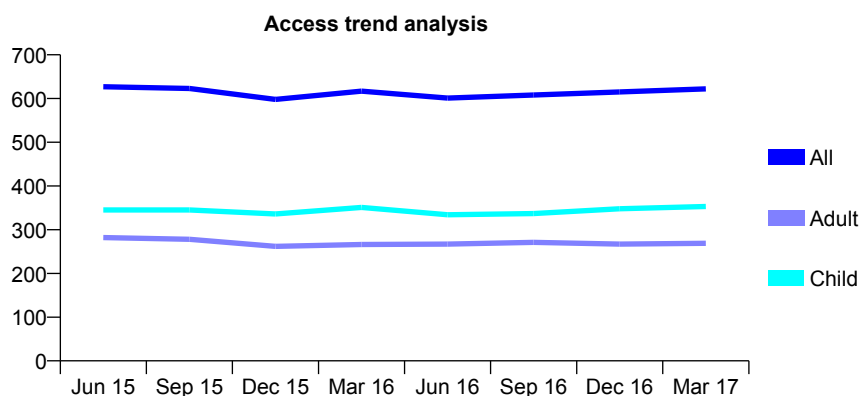
Q69 - Vital Signs At a Glance Contract Report for 631043/0001 - Year end March 2017

Name or company name	MR PR COLLINS
Contract type name	GDS Contract
Purpose of contract	General
Contract start date	01/04/2006
Contract end date	

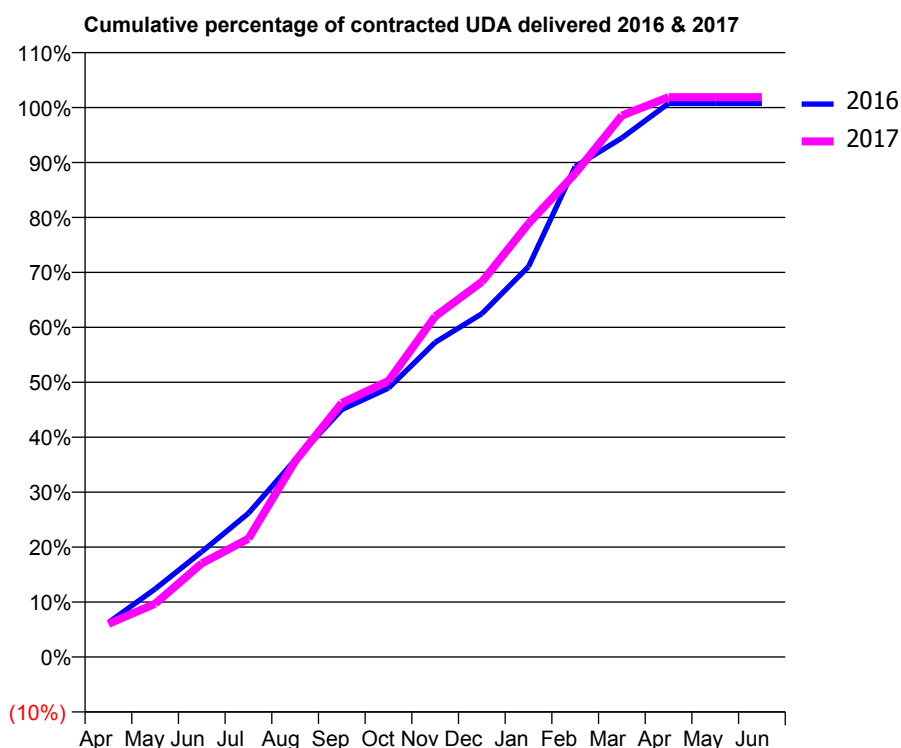
16/17 Contracted general activity (UDA)	1,226
Carry forward general activity (UDA)	-9
16/17 Contracted orthodontic activity (UOA)	0
Carry forward orthodontic activity (UOA)	0
Baseline contract value	£31,075.85

ACCESS*

Patients seen in 24 months	Total	Change since previous quarter
Quarter ending March 2016	617	
Quarter ending June 2016	601	↓
Quarter ending September 2016	608	→
Quarter ending December 2016	615	→
Quarter ending March 2017	622	→
Variance since March 2016	0.8%	→



ACTIVITY



Month	Adjusted Scheduled Activity (UDA)	
	2016	2017
April	77	74
May	152	119
June	235	209
July	321	264
August	440	437
September	552	567
October	600	616
November	702	760
December	766	837
January	871	967
February	1,094	1,079
March	1,158	1,208
April	1,235	1,249
May	1,235	1,249
June	1,235	1,249

QUALITY

	Quantity	Base Number	Contract	AT	Region	England
% of FP17s for the same patient ID Re-attending within 3 months - Children	11	449	2.4%	11.9%	11.9%	12.3%
% of FP17s for the same patient ID Re-attending within 3 months - Adults	13	264	4.9%	15.7%	16.6%	16.7%
% of FP17s for the same patient ID Re-attending between 3 & 9 months - Children	216	449	48.1%	57.2%	60.2%	57.6%
% of FP17s for the same patient ID Re-attending between 3 & 9 months - Adults	109	264	41.3%	48.2%	51.5%	50.1%
% of FP17s for Band 1 Urgent Courses	0	701	0.0%	9.7%	9.5%	9.1%
% of FP17s Relating to Free Repair or Replacements	0	701	0.0%	0.8%	0.7%	0.8%
% of FP17s Relating to Continuations	10	701	1.4%	0.9%	1.2%	1.2%
% of Patients satisfied with the dentistry they have received	1	1	N/A	93.1%	93.1%	92.8%
% of Patients satisfied with the time they had to wait for an appointment	1	1	N/A	89.9%	88.8%	88.7%

* This is based on patients treated on this contract for their most recent course of treatment. Figures in italics indicate the base number of FP17s or Patient Questionnaire responses are less than 100. N/A is shown where the base number of responses is less than 10 during the period. % is calculated as Quantity/Base number*100

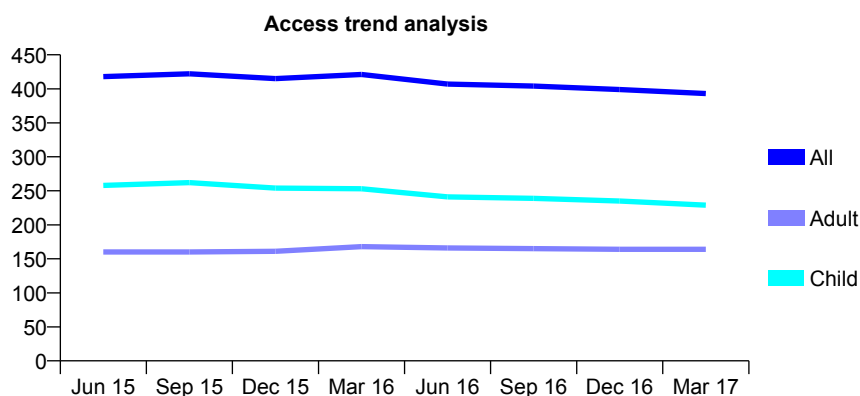
Q69 - Vital Signs At a Glance Contract Report for 631582/0001 - Year end March 2017

Name or company name	MR NM GOLDSMITH
Contract type name	GDS Contract
Purpose of contract	General
Contract start date	01/04/2006
Contract end date	

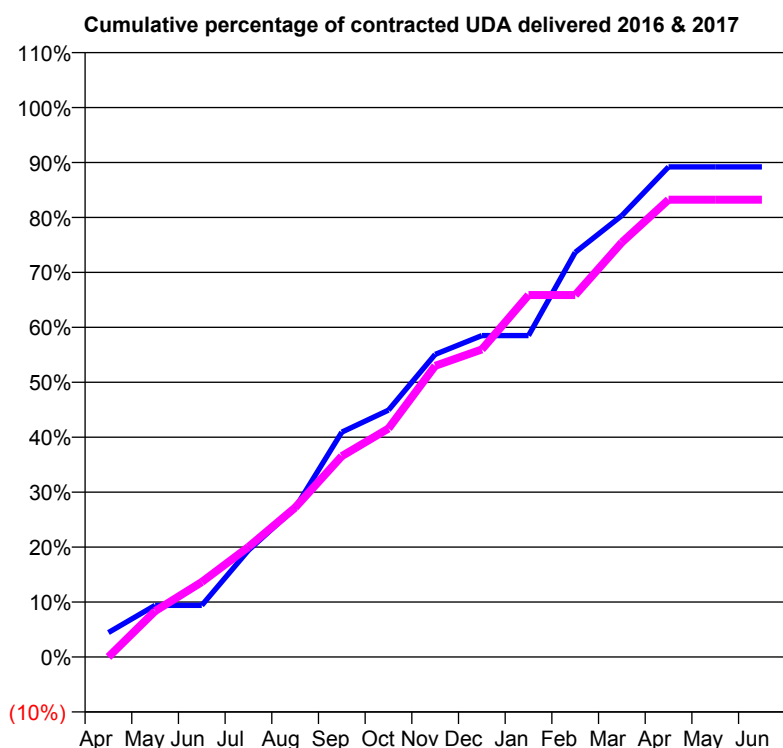
16/17 Contracted general activity (UDA)	758
Carry forward general activity (UDA)	0
16/17 Contracted orthodontic activity (UOA)	0
Carry forward orthodontic activity (UOA)	0
Baseline contract value	£20,642.33

ACCESS*

Patients seen in 24 months	Total	Change since previous quarter
Quarter ending March 2016	421	
Quarter ending June 2016	407	↓
Quarter ending September 2016	404	→
Quarter ending December 2016	399	↓
Quarter ending March 2017	393	↓
Variance since March 2016	(6.7%)	↓



ACTIVITY



Adjusted Scheduled Activity (UDA)		
Month	2016	2017
April	38	0
May	80	63
June	80	103
July	165	152
August	231	206
September	348	277
October	382	315
November	468	402
December	497	424
January	497	499
February	626	499
March	683	572
April	758	631
May	758	631
June	758	631

QUALITY

	Quantity	Base Number	Contract	AT	Region	England
% of FP17s for the same patient ID Re-attending within 3 months - Children	17	352	4.8%	11.9%	11.9%	12.3%
% of FP17s for the same patient ID Re-attending within 3 months - Adults	5	163	3.1%	15.7%	16.6%	16.7%
% of FP17s for the same patient ID Re-attending between 3 & 9 months - Children	254	352	72.2%	57.2%	60.2%	57.6%
% of FP17s for the same patient ID Re-attending between 3 & 9 months - Adults	86	163	52.8%	48.2%	51.5%	50.1%
% of FP17s for Band 1 Urgent Courses	24	508	4.7%	9.7%	9.5%	9.1%
% of FP17s Relating to Free Repair or Replacements	0	508	0.0%	0.8%	0.7%	0.8%
% of FP17s Relating to Continuations	2	508	0.4%	0.9%	1.2%	1.2%
% of Patients satisfied with the dentistry they have received	0	0	N/A	93.1%	93.1%	92.8%
% of Patients satisfied with the time they had to wait for an appointment	0	0	N/A	89.9%	88.8%	88.7%

* This is based on patients treated on this contract for their most recent course of treatment. Figures in italics indicate the base number of FP17s or Patient Questionnaire responses are less than 100. N/A is shown where the base number of responses is less than 10 during the period. % is calculated as Quantity/Base number*100

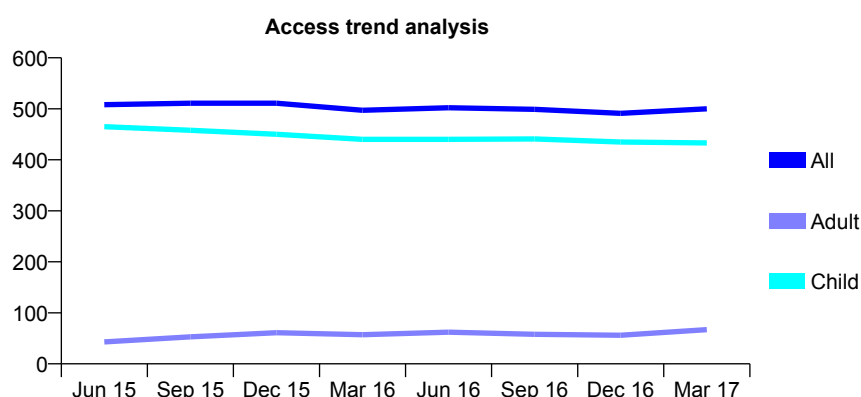
Q69 - Vital Signs At a Glance Contract Report for 632635/0001 - Year end March 2017

Name or company name	MR GJ BLANCHARD
Contract type name	GDS Contract
Purpose of contract	General
Contract start date	04/11/2006
Contract end date	

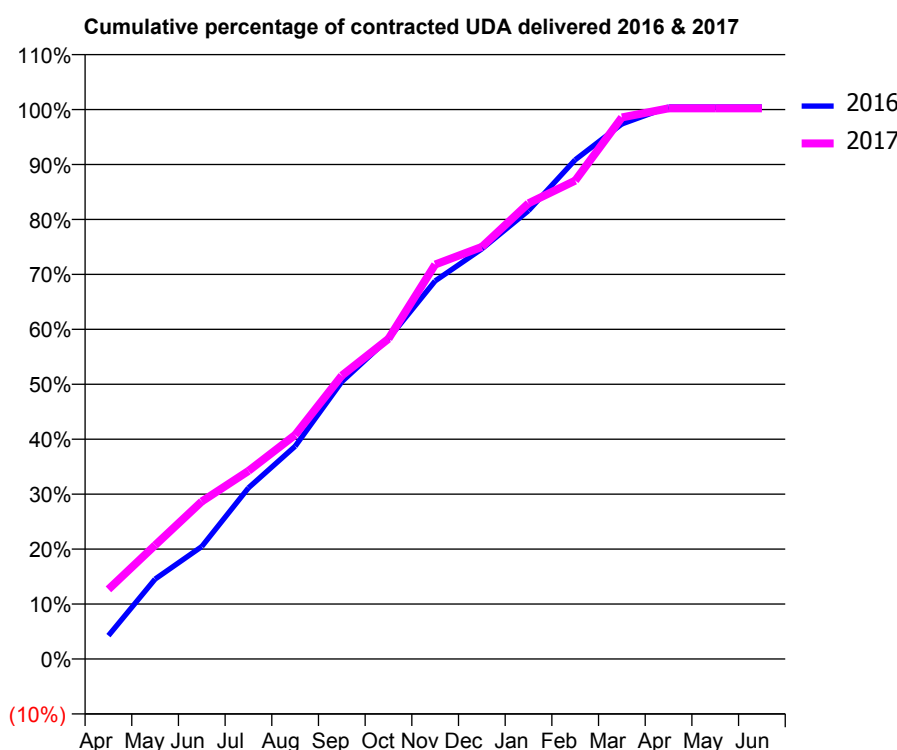
16/17 Contracted general activity (UDA)	846
Carry forward general activity (UDA)	-3
16/17 Contracted orthodontic activity (UOA)	0
Carry forward orthodontic activity (UOA)	0
Baseline contract value	£15,257.00

ACCESS*

Patients seen in 24 months	Total	Change since previous quarter
Quarter ending March 2016	497	
Quarter ending June 2016	502	→
Quarter ending September 2016	499	→
Quarter ending December 2016	491	↓
Quarter ending March 2017	500	→
Variance since March 2016	0.6%	→



ACTIVITY



Month	Adjusted Scheduled Activity (UDA)	
	2016	2017
April	36	107
May	123	175
June	173	243
July	263	290
August	328	345
September	427	436
October	493	493
November	582	607
December	631	634
January	690	702
February	769	737
March	824	834
April	850	848
May	850	848
June	850	848

QUALITY

	Quantity	Base Number	Contract	AT	Region	England
% of FP17s for the same patient ID Re-attending within 3 months - Children	38	656	5.8%	11.9%	11.9%	12.3%
% of FP17s for the same patient ID Re-attending within 3 months - Adults	0	20	0.0%	15.7%	16.6%	16.7%
% of FP17s for the same patient ID Re-attending between 3 & 9 months - Children	363	656	55.3%	57.2%	60.2%	57.6%
% of FP17s for the same patient ID Re-attending between 3 & 9 months - Adults	13	20	65.0%	48.2%	51.5%	50.1%
% of FP17s for Band 1 Urgent Courses	14	664	2.1%	9.7%	9.5%	9.1%
% of FP17s Relating to Free Repair or Replacements	0	664	0.0%	0.8%	0.7%	0.8%
% of FP17s Relating to Continuations	0	664	0.0%	0.9%	1.2%	1.2%
% of Patients satisfied with the dentistry they have received	0	0	N/A	93.1%	93.1%	92.8%
% of Patients satisfied with the time they had to wait for an appointment	0	0	N/A	89.9%	88.8%	88.7%

* This is based on patients treated on this contract for their most recent course of treatment. Figures in italics indicate the base number of FP17s or Patient Questionnaire responses are less than 100. N/A is shown where the base number of responses is less than 10 during the period. % is calculated as Quantity/Base number*100

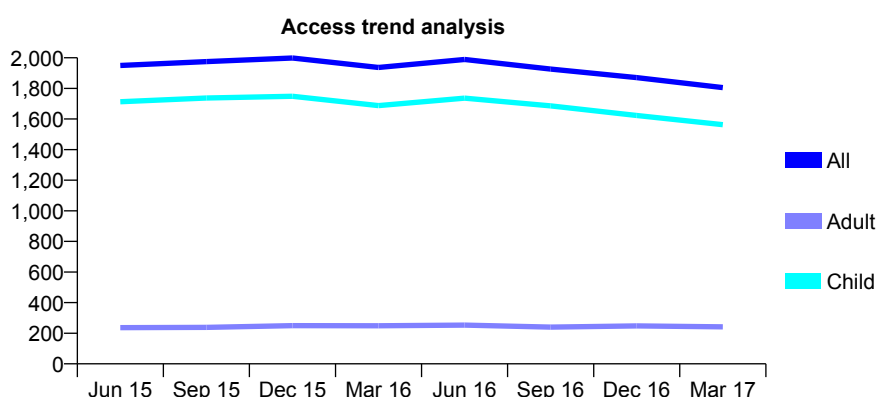
Q69 - Vital Signs At a Glance Contract Report for 641464/0004 - Year end March 2017

Name or company name	MR RJ DENVILLE
Contract type name	GDS Contract
Purpose of contract	General
Contract start date	02/06/2012
Contract end date	

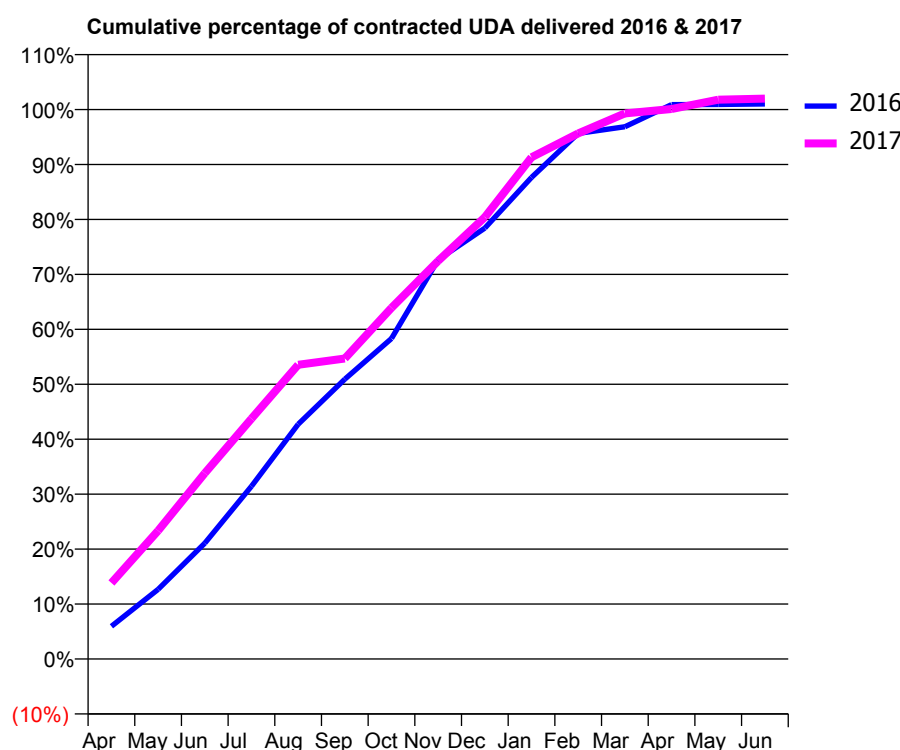
16/17 Contracted general activity (UDA)	4,414
Carry forward general activity (UDA)	-44
16/17 Contracted orthodontic activity (UOA)	0
Carry forward orthodontic activity (UOA)	0
Baseline contract value	£97,660.44

ACCESS*

Patients seen in 24 months	Total	Change since previous quarter
Quarter ending March 2016	1,937	
Quarter ending June 2016	1,989	↑
Quarter ending September 2016	1,926	↓
Quarter ending December 2016	1,871	↓
Quarter ending March 2017	1,805	↓
Variance since March 2016	(6.8%)	↓



ACTIVITY



Adjusted Scheduled Activity (UDA)		
Month	2016	2017
April	263	611
May	560	1,031
June	930	1,492
July	1,388	1,930
August	1,886	2,363
September	2,247	2,413
October	2,574	2,820
November	3,208	3,198
December	3,461	3,549
January	3,868	4,030
February	4,222	4,222
March	4,275	4,382
April	4,454	4,418
May	4,455	4,493
June	4,459	4,501

QUALITY

	Quantity	Base Number	Contract	AT	Region	England
% of FP17s for the same patient ID Re-attending within 3 months - Children	167	2,497	6.7%	11.9%	11.9%	12.3%
% of FP17s for the same patient ID Re-attending within 3 months - Adults	4	109	3.7%	15.7%	16.6%	16.7%
% of FP17s for the same patient ID Re-attending between 3 & 9 months - Children	1,682	2,497	67.4%	57.2%	60.2%	57.6%
% of FP17s for the same patient ID Re-attending between 3 & 9 months - Adults	73	109	67.0%	48.2%	51.5%	50.1%
% of FP17s for Band 1 Urgent Courses	101	2,580	3.9%	9.7%	9.5%	9.1%
% of FP17s Relating to Free Repair or Replacements	0	2,580	0.0%	0.8%	0.7%	0.8%
% of FP17s Relating to Continuations	0	2,580	0.0%	0.9%	1.2%	1.2%
% of Patients satisfied with the dentistry they have received	3	3	N/A	93.1%	93.1%	92.8%
% of Patients satisfied with the time they had to wait for an appointment	3	3	N/A	89.9%	88.8%	88.7%

* This is based on patients treated on this contract for their most recent course of treatment. Figures in italics indicate the base number of FP17s or Patient Questionnaire responses are less than 100. N/A is shown where the base number of responses is less than 10 during the period. % is calculated as Quantity/Base number*100

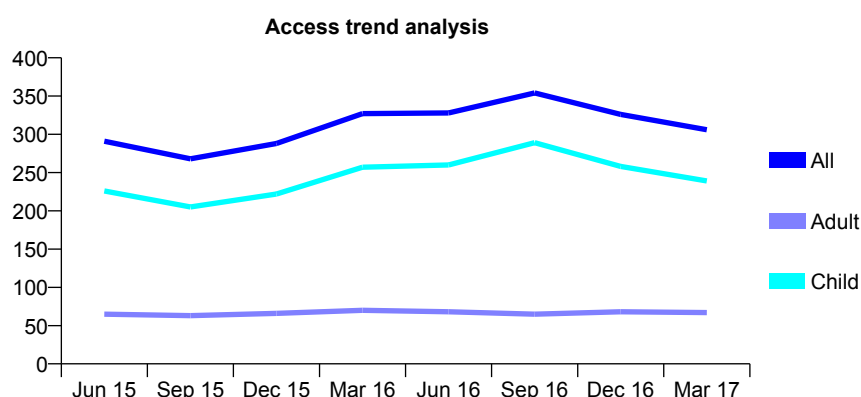
Q69 - Vital Signs At a Glance Contract Report for 642215/0001 - Year end March 2017

Name or company name	MISS EH NICHOLS
Contract type name	GDS Contract
Purpose of contract	General
Contract start date	01/04/2006
Contract end date	

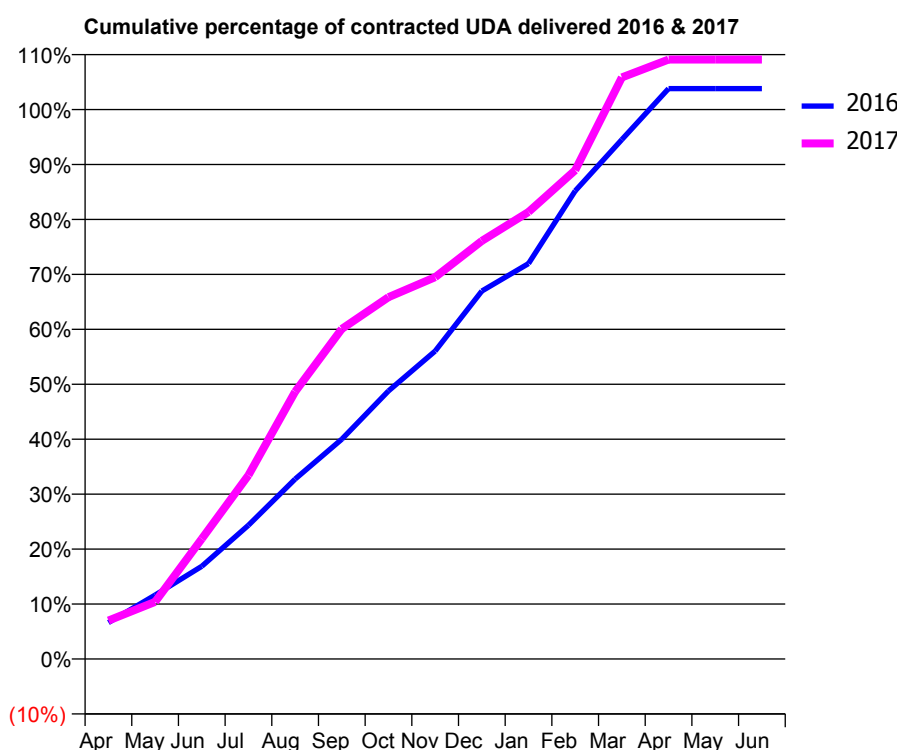
16/17 Contracted general activity (UDA)	500
Carry forward general activity (UDA)	-10
16/17 Contracted orthodontic activity (UOA)	0
Carry forward orthodontic activity (UOA)	0
Baseline contract value	£11,559.30

ACCESS*

Patients seen in 24 months	Total	Change since previous quarter
Quarter ending March 2016	327	
Quarter ending June 2016	328	→
Quarter ending September 2016	354	↑
Quarter ending December 2016	326	↓
Quarter ending March 2017	306	↓
Variance since March 2016	(6.4%)	↓



ACTIVITY



Month	Adjusted Scheduled Activity (UDA)	
	2016	2017
April	33	35
May	58	52
June	84	109
July	122	167
August	164	243
September	200	300
October	244	329
November	280	347
December	335	380
January	360	407
February	426	445
March	473	529
April	519	545
May	519	545
June	519	545

QUALITY

	Quantity	Base Number	Contract	AT	Region	England
% of FP17s for the same patient ID Re-attending within 3 months - Children	21	408	5.1%	11.9%	11.9%	12.3%
% of FP17s for the same patient ID Re-attending within 3 months - Adults	1	30	3.3%	15.7%	16.6%	16.7%
% of FP17s for the same patient ID Re-attending between 3 & 9 months - Children	199	408	48.8%	57.2%	60.2%	57.6%
% of FP17s for the same patient ID Re-attending between 3 & 9 months - Adults	14	30	46.7%	48.2%	51.5%	50.1%
% of FP17s for Band 1 Urgent Courses	17	414	4.1%	9.7%	9.5%	9.1%
% of FP17s Relating to Free Repair or Replacements	0	414	0.0%	0.8%	0.7%	0.8%
% of FP17s Relating to Continuations	7	414	1.7%	0.9%	1.2%	1.2%
% of Patients satisfied with the dentistry they have received	1	1	N/A	93.1%	93.1%	92.8%
% of Patients satisfied with the time they had to wait for an appointment	1	1	N/A	89.9%	88.8%	88.7%

* This is based on patients treated on this contract for their most recent course of treatment. Figures in italics indicate the base number of FP17s or Patient Questionnaire responses are less than 100. N/A is shown where the base number of responses is less than 10 during the period. % is calculated as Quantity/Base number*100

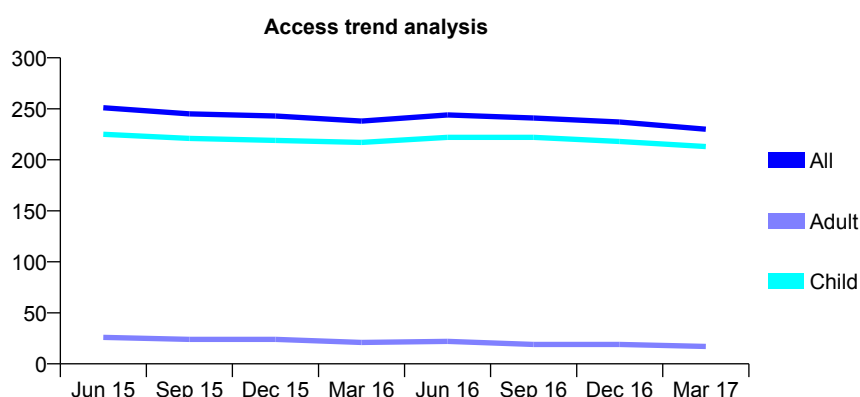
Q69 - Vital Signs At a Glance Contract Report for 644188/0001 - Year end March 2017

Name or company name	MR PC CHEN
Contract type name	GDS Contract
Purpose of contract	General
Contract start date	01/04/2006
Contract end date	

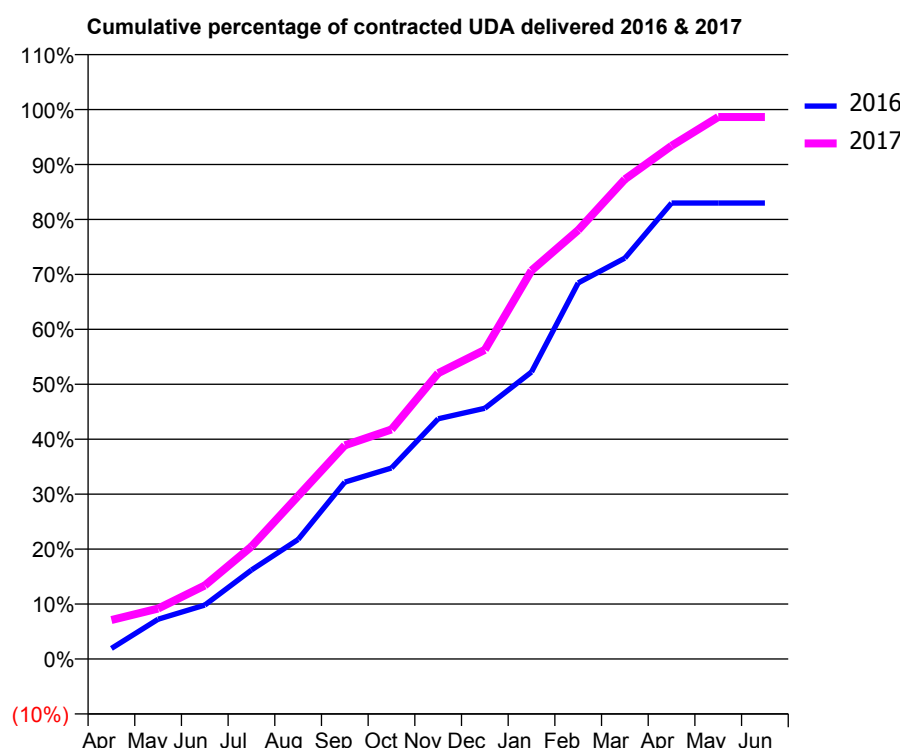
16/17 Contracted general activity (UDA)	381
Carry forward general activity (UDA)	0
16/17 Contracted orthodontic activity (UOA)	0
Carry forward orthodontic activity (UOA)	0
Baseline contract value	£9,008.50

ACCESS*

Patients seen in 24 months	Total	Change since previous quarter
Quarter ending March 2016	238	
Quarter ending June 2016	244	↑
Quarter ending September 2016	241	↓
Quarter ending December 2016	237	↓
Quarter ending March 2017	230	↓
Variance since March 2016	(3.4%)	↓



ACTIVITY



Adjusted Scheduled Activity (UDA)		
Month	2016	2017
April	9	27
May	34	35
June	46	51
July	76	78
August	102	113
September	151	148
October	163	159
November	205	198
December	214	214
January	245	269
February	321	297
March	342	333
April	389	356
May	389	376
June	389	376

QUALITY

	Quantity	Base Number	Contract	AT	Region	England
% of FP17s for the same patient ID Re-attending within 3 months - Children	9	288	3.1%	11.9%	11.9%	12.3%
% of FP17s for the same patient ID Re-attending within 3 months - Adults	0	0	N/A	15.7%	16.6%	16.7%
% of FP17s for the same patient ID Re-attending between 3 & 9 months - Children	169	288	58.7%	57.2%	60.2%	57.6%
% of FP17s for the same patient ID Re-attending between 3 & 9 months - Adults	0	0	N/A	48.2%	51.5%	50.1%
% of FP17s for Band 1 Urgent Courses	4	293	1.4%	9.7%	9.5%	9.1%
% of FP17s Relating to Free Repair or Replacements	0	293	0.0%	0.8%	0.7%	0.8%
% of FP17s Relating to Continuations	0	293	0.0%	0.9%	1.2%	1.2%
% of Patients satisfied with the dentistry they have received	1	1	N/A	93.1%	93.1%	92.8%
% of Patients satisfied with the time they had to wait for an appointment	1	1	N/A	89.9%	88.8%	88.7%

* This is based on patients treated on this contract for their most recent course of treatment. Figures in italics indicate the base number of FP17s or Patient Questionnaire responses are less than 100. N/A is shown where the base number of responses is less than 10 during the period. % is calculated as Quantity/Base number*100

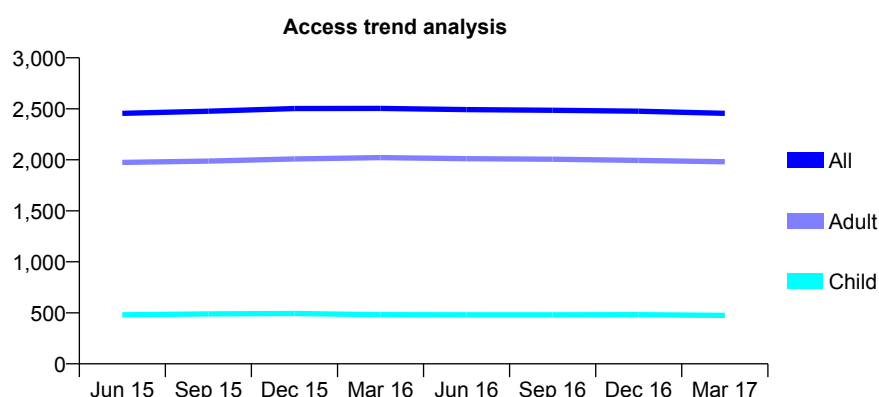
Q69 - Vital Signs At a Glance Contract Report for 648744/0001 - Year end March 2017

Name or company name	MR NV BADIANI
Contract type name	GDS Contract
Purpose of contract	General
Contract start date	01/04/2006
Contract end date	

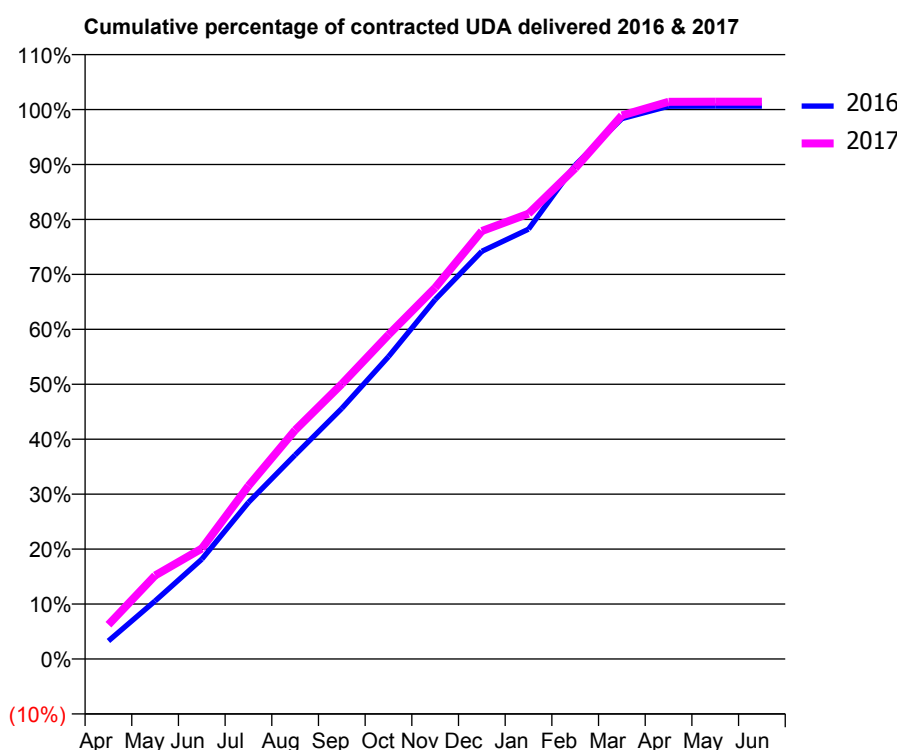
16/17 Contracted general activity (UDA)	5,285
Carry forward general activity (UDA)	-33
16/17 Contracted orthodontic activity (UOA)	0
Carry forward orthodontic activity (UOA)	0
Baseline contract value	£128,567.85

ACCESS*

Patients seen in 24 months	Total	Change since previous quarter
Quarter ending March 2016	2,504	
Quarter ending June 2016	2,492	→
Quarter ending September 2016	2,486	→
Quarter ending December 2016	2,476	→
Quarter ending March 2017	2,456	→
Variance since March 2016	(1.9%)	↓



ACTIVITY



Adjusted Scheduled Activity (UDA)		
Month	2016	2017
April	174	330
May	557	803
June	957	1,062
July	1,503	1,665
August	1,957	2,202
September	2,404	2,646
October	2,901	3,118
November	3,448	3,571
December	3,910	4,116
January	4,124	4,283
February	4,737	4,720
March	5,183	5,228
April	5,303	5,358
May	5,304	5,360
June	5,304	5,360

QUALITY

	Quantity	Base Number	Contract	AT	Region	England
% of FP17s for the same patient ID Re-attending within 3 months - Children	30	679	4.4%	11.9%	11.9%	12.3%
% of FP17s for the same patient ID Re-attending within 3 months - Adults	286	2,541	11.3%	15.7%	16.6%	16.7%
% of FP17s for the same patient ID Re-attending between 3 & 9 months - Children	424	679	62.4%	57.2%	60.2%	57.6%
% of FP17s for the same patient ID Re-attending between 3 & 9 months - Adults	1,159	2,541	45.6%	48.2%	51.5%	50.1%
% of FP17s for Band 1 Urgent Courses	468	3,225	14.5%	9.7%	9.5%	9.1%
% of FP17s Relating to Free Repair or Replacements	1	3,225	0.0%	0.8%	0.7%	0.8%
% of FP17s Relating to Continuations	4	3,225	0.1%	0.9%	1.2%	1.2%
% of Patients satisfied with the dentistry they have received	6	6	N/A	93.1%	93.1%	92.8%
% of Patients satisfied with the time they had to wait for an appointment	6	6	N/A	89.9%	88.8%	88.7%

* This is based on patients treated on this contract for their most recent course of treatment. Figures in italics indicate the base number of FP17s or Patient Questionnaire responses are less than 100. N/A is shown where the base number of responses is less than 10 during the period. % is calculated as Quantity/Base number*100

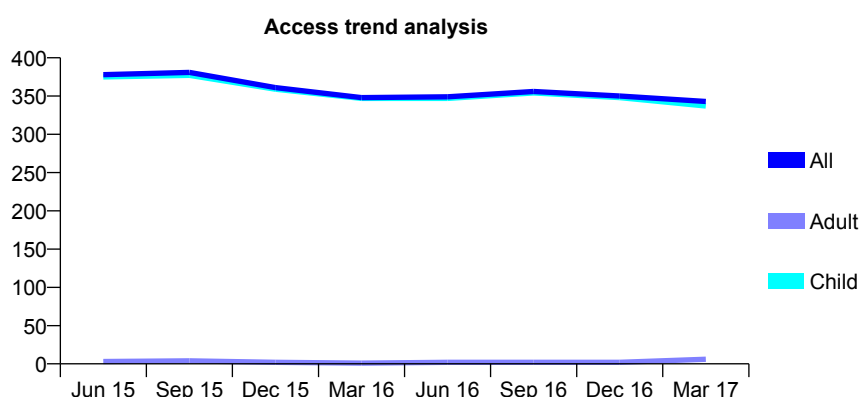
Q69 - Vital Signs At a Glance Contract Report for 649988/0001 - Year end March 2017

Name or company name	MISS SE MACGILLIVRAY
Contract type name	GDS Contract
Purpose of contract	General
Contract start date	01/04/2006
Contract end date	

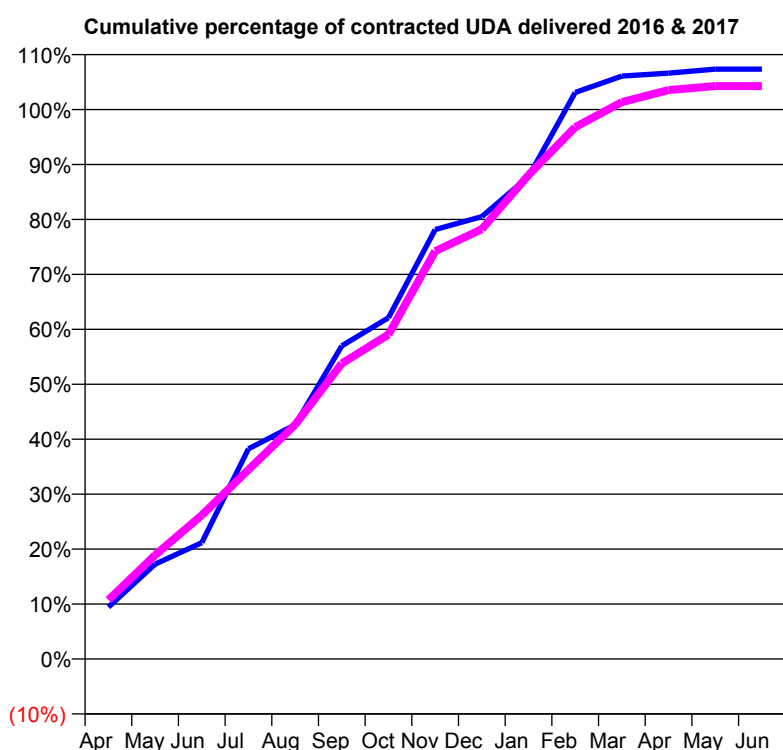
16/17 Contracted general activity (UDA)	550
Carry forward general activity (UDA)	-11
16/17 Contracted orthodontic activity (UOA)	0
Carry forward orthodontic activity (UOA)	0
Baseline contract value	£12,951.20

ACCESS*

Patients seen in 24 months	Total	Change since previous quarter
Quarter ending March 2016	348	
Quarter ending June 2016	349	→
Quarter ending September 2016	356	↑
Quarter ending December 2016	350	↓
Quarter ending March 2017	343	↓
Variance since March 2016	(1.4%)	↓



ACTIVITY



Month	Adjusted Scheduled Activity (UDA)	
	2016	2017
April	52	59
May	95	104
June	116	144
July	210	189
August	234	235
September	313	296
October	342	325
November	430	408
December	443	430
January	483	484
February	567	532
March	583	557
April	586	569
May	590	573
June	590	573

QUALITY

	Quantity	Base Number	Contract	AT	Region	England
% of FP17s for the same patient ID Re-attending within 3 months - Children	26	468	5.6%	11.9%	11.9%	12.3%
% of FP17s for the same patient ID Re-attending within 3 months - Adults	0	2	0.0%	15.7%	16.6%	16.7%
% of FP17s for the same patient ID Re-attending between 3 & 9 months - Children	295	468	63.0%	57.2%	60.2%	57.6%
% of FP17s for the same patient ID Re-attending between 3 & 9 months - Adults	0	2	0.0%	48.2%	51.5%	50.1%
% of FP17s for Band 1 Urgent Courses	7	473	1.5%	9.7%	9.5%	9.1%
% of FP17s Relating to Free Repair or Replacements	0	473	0.0%	0.8%	0.7%	0.8%
% of FP17s Relating to Continuations	0	473	0.0%	0.9%	1.2%	1.2%
% of Patients satisfied with the dentistry they have received	1	1	N/A	93.1%	93.1%	92.8%
% of Patients satisfied with the time they had to wait for an appointment	1	1	N/A	89.9%	88.8%	88.7%

* This is based on patients treated on this contract for their most recent course of treatment. Figures in italics indicate the base number of FP17s or Patient Questionnaire responses are less than 100. N/A is shown where the base number of responses is less than 10 during the period. % is calculated as Quantity/Base number*100

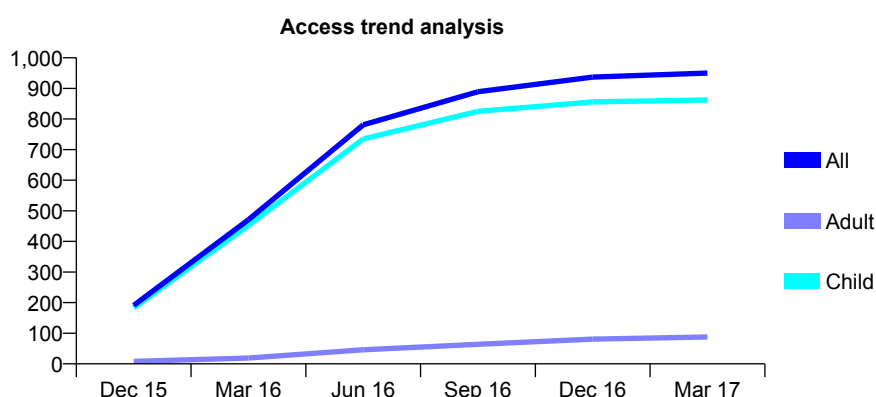
Q69 - Vital Signs At a Glance Contract Report for 660361/0002 - Year end March 2017

Name or company name	MRS SK RAJANI
Contract type name	GDS Contract
Purpose of contract	General
Contract start date	01/09/2015
Contract end date	

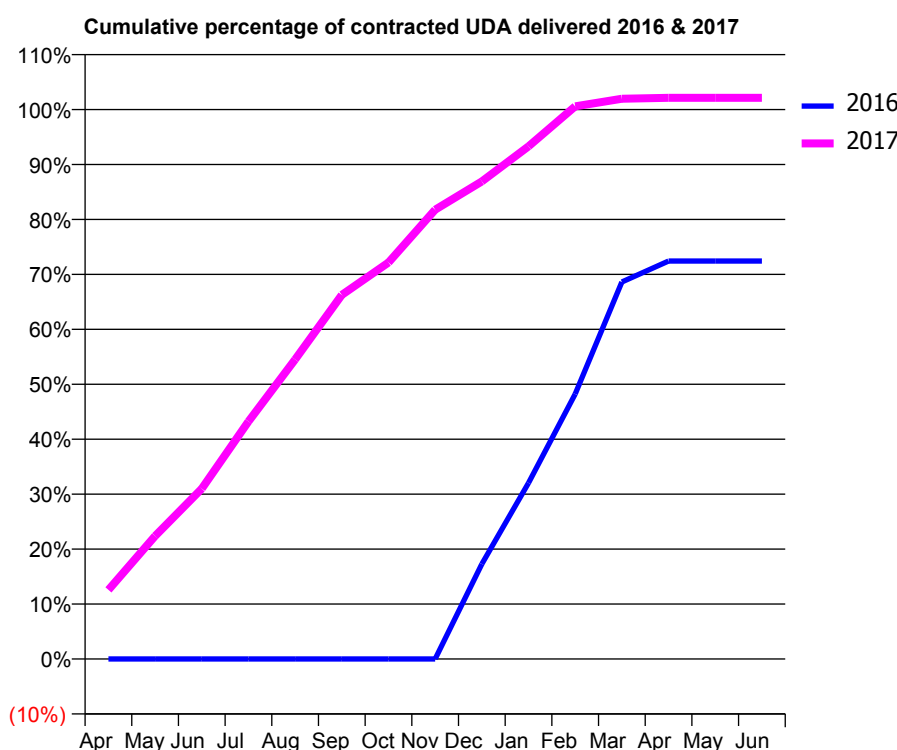
16/17 Contracted general activity (UDA)	1,803
Carry forward general activity (UDA)	0
16/17 Contracted orthodontic activity (UOA)	0
Carry forward orthodontic activity (UOA)	0
Baseline contract value	£36,055.09

ACCESS*

Patients seen in 24 months	Total	Change since previous quarter
Quarter ending March 2016	471	
Quarter ending June 2016	781	↑
Quarter ending September 2016	889	↑
Quarter ending December 2016	937	↑
Quarter ending March 2017	950	→
Variance since March 2016	101.7%	↑



ACTIVITY



Adjusted Scheduled Activity (UDA)		
Month	2016	2017
April	0	227
May	0	404
June	0	559
July	0	780
August	0	983
September	0	1,195
October	0	1,301
November	0	1,474
December	182	1,567
January	337	1,682
February	507	1,813
March	722	1,838
April	762	1,841
May	762	1,841
June	762	1,841

QUALITY

	Quantity	Base Number	Contract	AT	Region	England
% of FP17s for the same patient ID Re-attending within 3 months - Children	83	1,206	6.9%	11.9%	11.9%	12.3%
% of FP17s for the same patient ID Re-attending within 3 months - Adults	2	46	4.3%	15.7%	16.6%	16.7%
% of FP17s for the same patient ID Re-attending between 3 & 9 months - Children	490	1,206	40.6%	57.2%	60.2%	57.6%
% of FP17s for the same patient ID Re-attending between 3 & 9 months - Adults	18	46	39.1%	48.2%	51.5%	50.1%
% of FP17s for Band 1 Urgent Courses	27	1,225	2.2%	9.7%	9.5%	9.1%
% of FP17s Relating to Free Repair or Replacements	0	1,225	0.0%	0.8%	0.7%	0.8%
% of FP17s Relating to Continuations	18	1,225	1.5%	0.9%	1.2%	1.2%
% of Patients satisfied with the dentistry they have received	1	1	N/A	93.1%	93.1%	92.8%
% of Patients satisfied with the time they had to wait for an appointment	1	1	N/A	89.9%	88.8%	88.7%

* This is based on patients treated on this contract for their most recent course of treatment. Figures in italics indicate the base number of FP17s or Patient Questionnaire responses are less than 100. N/A is shown where the base number of responses is less than 10 during the period. % is calculated as Quantity/Base number*100

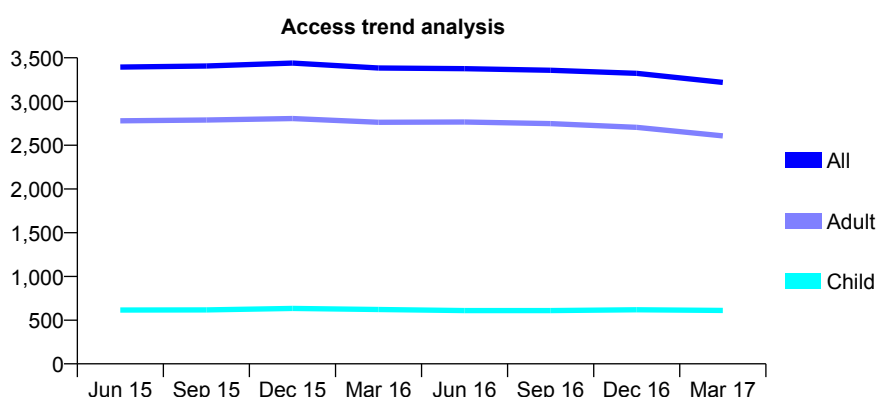
Q69 - Vital Signs At a Glance Contract Report for 673927/0001 - Year end March 2017

Name or company name	MR DG DUGGAN
Contract type name	GDS Contract
Purpose of contract	General
Contract start date	01/04/2006
Contract end date	

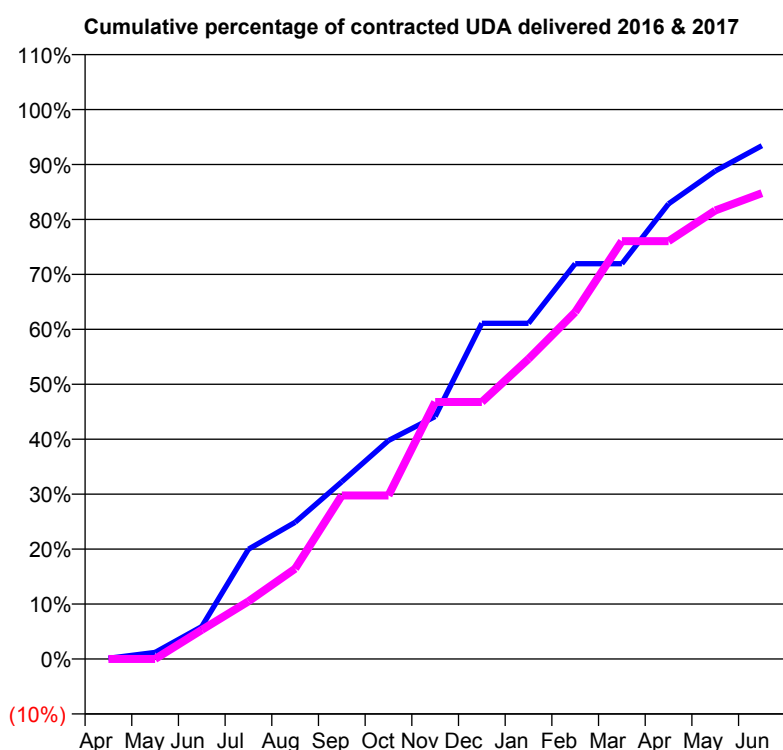
16/17 Contracted general activity (UDA)	11,284
Carry forward general activity (UDA)	0
16/17 Contracted orthodontic activity (UOA)	0
Carry forward orthodontic activity (UOA)	0
Baseline contract value	£266,802.71

ACCESS*

Patients seen in 24 months	Total	Change since previous quarter
Quarter ending March 2016	3,383	
Quarter ending June 2016	3,376	→
Quarter ending September 2016	3,358	→
Quarter ending December 2016	3,323	↓
Quarter ending March 2017	3,218	↓
Variance since March 2016	(4.9%)	↓



ACTIVITY



Adjusted Scheduled Activity (UDA)		
Month	2016	2017
April	15	0
May	135	0
June	668	598
July	2,255	1,183
August	2,808	1,855
September	3,640	3,357
October	4,488	3,357
November	4,979	5,278
December	6,894	5,278
January	6,894	6,162
February	8,119	7,124
March	8,119	8,581
April	9,347	8,581
May	10,021	9,209
June	10,541	9,567

QUALITY

	Quantity	Base Number	Contract	AT	Region	England
% of FP17s for the same patient ID Re-attending within 3 months - Children	83	1,157	7.2%	11.9%	11.9%	12.3%
% of FP17s for the same patient ID Re-attending within 3 months - Adults	612	4,579	13.4%	15.7%	16.6%	16.7%
% of FP17s for the same patient ID Re-attending between 3 & 9 months - Children	782	1,157	67.6%	57.2%	60.2%	57.6%
% of FP17s for the same patient ID Re-attending between 3 & 9 months - Adults	3,156	4,579	68.9%	48.2%	51.5%	50.1%
% of FP17s for Band 1 Urgent Courses	209	5,028	4.2%	9.7%	9.5%	9.1%
% of FP17s Relating to Free Repair or Replacements	20	5,028	0.4%	0.8%	0.7%	0.8%
% of FP17s Relating to Continuations	98	5,028	1.9%	0.9%	1.2%	1.2%
% of Patients satisfied with the dentistry they have received	1	2	N/A	93.1%	93.1%	92.8%
% of Patients satisfied with the time they had to wait for an appointment	1	2	N/A	89.9%	88.8%	88.7%

* This is based on patients treated on this contract for their most recent course of treatment. Figures in italics indicate the base number of FP17s or Patient Questionnaire responses are less than 100. N/A is shown where the base number of responses is less than 10 during the period. % is calculated as Quantity/Base number*100

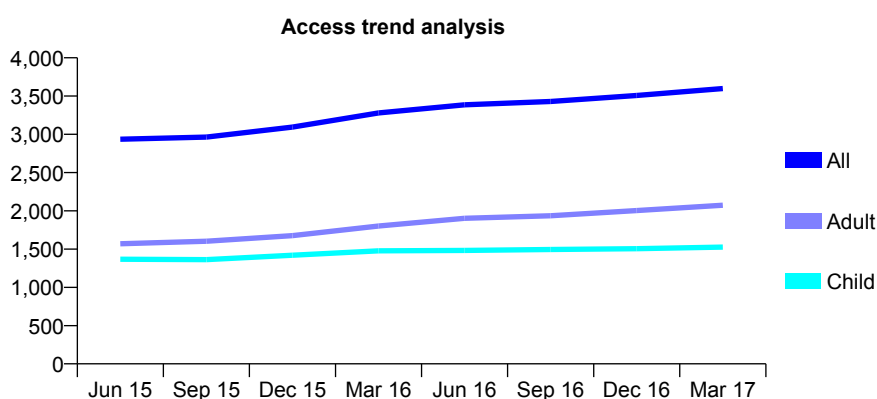
Q69 - Vital Signs At a Glance Contract Report for 678279/0001 - Year end March 2017

Name or company name	MR C WONG
Contract type name	GDS Contract
Purpose of contract	General
Contract start date	01/04/2006
Contract end date	

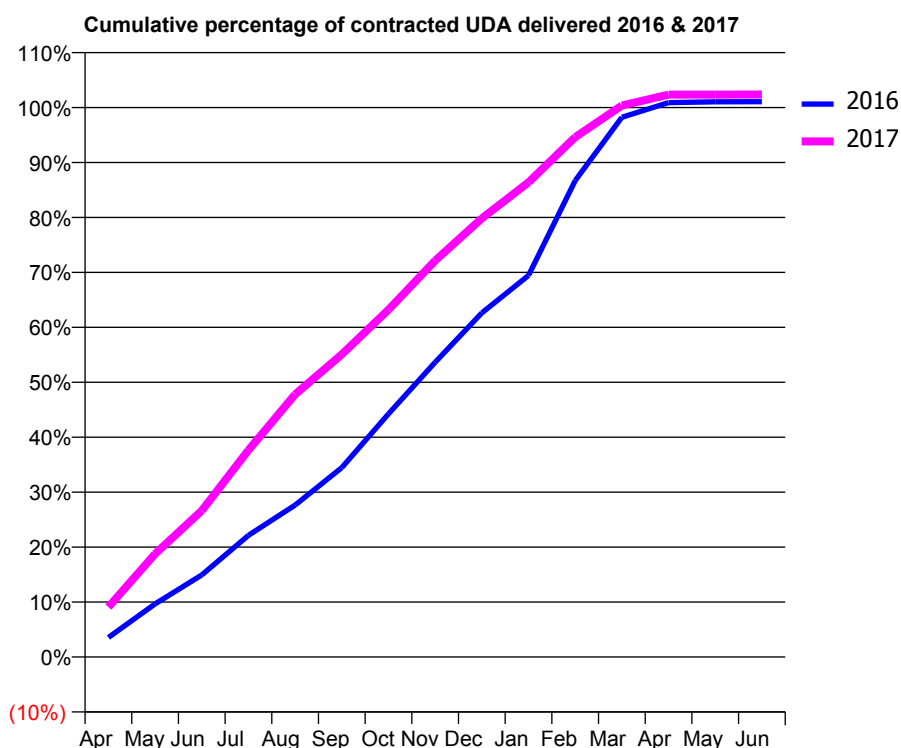
16/17 Contracted general activity (UDA)	9,000
Carry forward general activity (UDA)	-96
16/17 Contracted orthodontic activity (UOA)	0
Carry forward orthodontic activity (UOA)	0
Baseline contract value	£231,419.02

ACCESS*

Patients seen in 24 months	Total	Change since previous quarter
Quarter ending March 2016	3,279	
Quarter ending June 2016	3,385	↑
Quarter ending September 2016	3,430	→
Quarter ending December 2016	3,508	↑
Quarter ending March 2017	3,599	↑
Variance since March 2016	9.8%	↑



ACTIVITY



Adjusted Scheduled Activity (UDA)		
Month	2016	2017
April	319	818
May	871	1,690
June	1,344	2,397
July	1,994	3,389
August	2,488	4,301
September	3,103	4,956
October	3,983	5,687
November	4,827	6,493
December	5,636	7,183
January	6,250	7,773
February	7,802	8,515
March	8,840	9,033
April	9,079	9,211
May	9,093	9,210
June	9,096	9,212

QUALITY

	Quantity	Base Number	Contract	AT	Region	England
% of FP17s for the same patient ID Re-attending within 3 months - Children	100	2,103	4.8%	11.9%	11.9%	12.3%
% of FP17s for the same patient ID Re-attending within 3 months - Adults	294	2,412	12.2%	15.7%	16.6%	16.7%
% of FP17s for the same patient ID Re-attending between 3 & 9 months - Children	1,312	2,103	62.4%	57.2%	60.2%	57.6%
% of FP17s for the same patient ID Re-attending between 3 & 9 months - Adults	1,165	2,412	48.3%	48.2%	51.5%	50.1%
% of FP17s for Band 1 Urgent Courses	197	3,892	5.1%	9.7%	9.5%	9.1%
% of FP17s Relating to Free Repair or Replacements	9	3,892	0.2%	0.8%	0.7%	0.8%
% of FP17s Relating to Continuations	57	3,892	1.5%	0.9%	1.2%	1.2%
% of Patients satisfied with the dentistry they have received	7	7	N/A	93.1%	93.1%	92.8%
% of Patients satisfied with the time they had to wait for an appointment	5	7	N/A	89.9%	88.8%	88.7%

* This is based on patients treated on this contract for their most recent course of treatment. Figures in italics indicate the base number of FP17s or Patient Questionnaire responses are less than 100. N/A is shown where the base number of responses is less than 10 during the period. % is calculated as Quantity/Base number*100

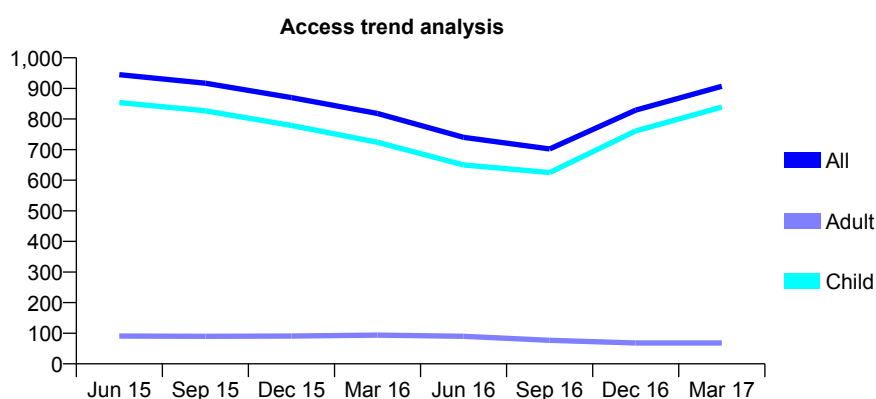
Q69 - Vital Signs At a Glance Contract Report for 678600/0001 - Year end March 2017

Name or company name	MISS CE MCCLELLAND
Contract type name	GDS Contract
Purpose of contract	General
Contract start date	01/04/2006
Contract end date	

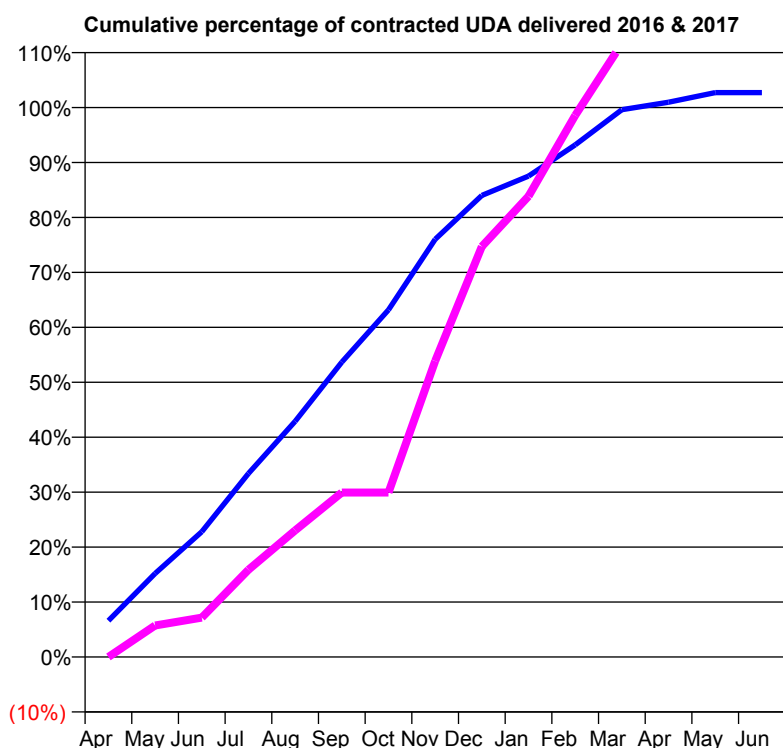
16/17 Contracted general activity (UDA)	1,700
Carry forward general activity (UDA)	0
16/17 Contracted orthodontic activity (UOA)	0
Carry forward orthodontic activity (UOA)	0
Baseline contract value	£40,195.37

ACCESS*

Patients seen in 24 months	Total	Change since previous quarter
Quarter ending March 2016	818	
Quarter ending June 2016	740	↓
Quarter ending September 2016	702	↓
Quarter ending December 2016	829	↑
Quarter ending March 2017	907	↑
Variance since March 2016	10.9%	↑



ACTIVITY



Adjusted Scheduled Activity (UDA)		
Month	2016	2017
April	112	0
May	259	98
June	388	122
July	568	270
August	729	392
September	912	509
October	1,074	509
November	1,292	916
December	1,428	1,270
January	1,488	1,426
February	1,584	1,675
March	1,693	1,898
April	1,716	2,004
May	1,746	2,004
June	1,746	2,004

QUALITY

	Quantity	Base Number	Contract	AT	Region	England
% of FP17s for the same patient ID Re-attending within 3 months - Children	143	1,324	10.8%	11.9%	11.9%	12.3%
% of FP17s for the same patient ID Re-attending within 3 months - Adults	0	25	0.0%	15.7%	16.6%	16.7%
% of FP17s for the same patient ID Re-attending between 3 & 9 months - Children	582	1,324	44.0%	57.2%	60.2%	57.6%
% of FP17s for the same patient ID Re-attending between 3 & 9 months - Adults	10	25	40.0%	48.2%	51.5%	50.1%
% of FP17s for Band 1 Urgent Courses	33	1,381	2.4%	9.7%	9.5%	9.1%
% of FP17s Relating to Free Repair or Replacements	0	1,381	0.0%	0.8%	0.7%	0.8%
% of FP17s Relating to Continuations	1	1,381	0.1%	0.9%	1.2%	1.2%
% of Patients satisfied with the dentistry they have received	1	1	N/A	93.1%	93.1%	92.8%
% of Patients satisfied with the time they had to wait for an appointment	1	1	N/A	89.9%	88.8%	88.7%

* This is based on patients treated on this contract for their most recent course of treatment. Figures in italics indicate the base number of FP17s or Patient Questionnaire responses are less than 100. N/A is shown where the base number of responses is less than 10 during the period. % is calculated as Quantity/Base number*100

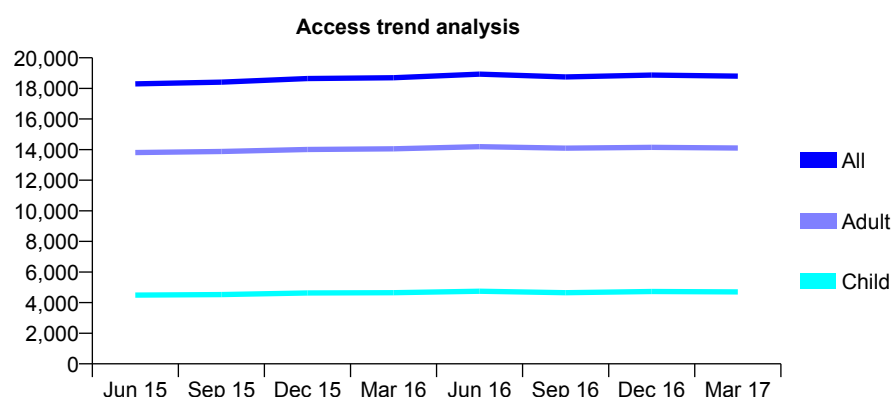
Q69 - Vital Signs At a Glance Contract Report for 678732/0001 - Year end March 2017

Name or company name	MR V MISTRY
Contract type name	GDS Contract
Purpose of contract	General
Contract start date	01/04/2006
Contract end date	

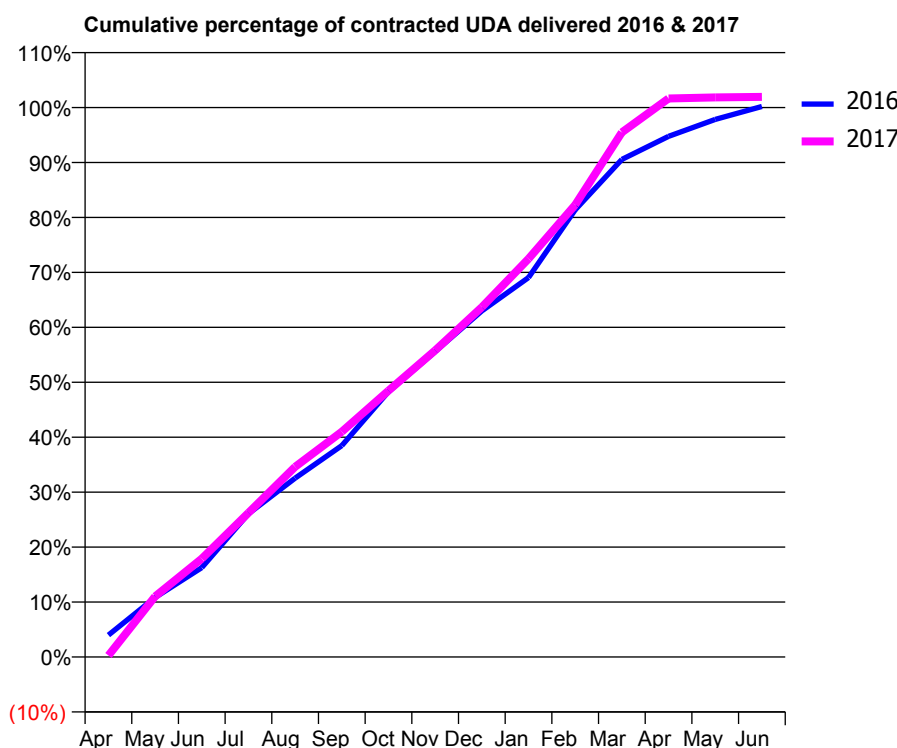
16/17 Contracted general activity (UDA)	41,870
Carry forward general activity (UDA)	-112
16/17 Contracted orthodontic activity (UOA)	0
Carry forward orthodontic activity (UOA)	0
Baseline contract value	£1,182,838.16

ACCESS*

Patients seen in 24 months	Total	Change since previous quarter
Quarter ending March 2016	18,698	
Quarter ending June 2016	18,932	→
Quarter ending September 2016	18,752	→
Quarter ending December 2016	18,872	→
Quarter ending March 2017	18,806	→
Variance since March 2016	0.6%	→



ACTIVITY



Month	Adjusted Scheduled Activity (UDA)	
	2016	2017
April	1,650	112
May	4,467	4,622
June	6,705	7,493
July	10,744	10,993
August	13,413	14,499
September	15,858	17,167
October	19,890	20,299
November	22,900	23,363
December	25,949	26,652
January	28,454	30,340
February	33,532	34,446
March	37,315	39,977
April	39,041	42,558
May	40,308	42,642
June	41,284	42,675

QUALITY

	Quantity	Base Number	Contract	AT	Region	England
% of FP17s for the same patient ID Re-attending within 3 months - Children	444	5,971	7.4%	11.9%	11.9%	12.3%
% of FP17s for the same patient ID Re-attending within 3 months - Adults	2,926	16,579	17.6%	15.7%	16.6%	16.7%
% of FP17s for the same patient ID Re-attending between 3 & 9 months - Children	2,437	5,971	40.8%	57.2%	60.2%	57.6%
% of FP17s for the same patient ID Re-attending between 3 & 9 months - Adults	5,307	16,579	32.0%	48.2%	51.5%	50.1%
% of FP17s for Band 1 Urgent Courses	4,246	20,730	20.5%	9.7%	9.5%	9.1%
% of FP17s Relating to Free Repair or Replacements	427	20,730	2.1%	0.8%	0.7%	0.8%
% of FP17s Relating to Continuations	123	20,730	0.6%	0.9%	1.2%	1.2%
% of Patients satisfied with the dentistry they have received	26	27	96.3%	93.1%	93.1%	92.8%
% of Patients satisfied with the time they had to wait for an appointment	23	27	85.2%	89.9%	88.8%	88.7%

* This is based on patients treated on this contract for their most recent course of treatment. Figures in italics indicate the base number of FP17s or Patient Questionnaire responses are less than 100. N/A is shown where the base number of responses is less than 10 during the period. % is calculated as Quantity/Base number*100

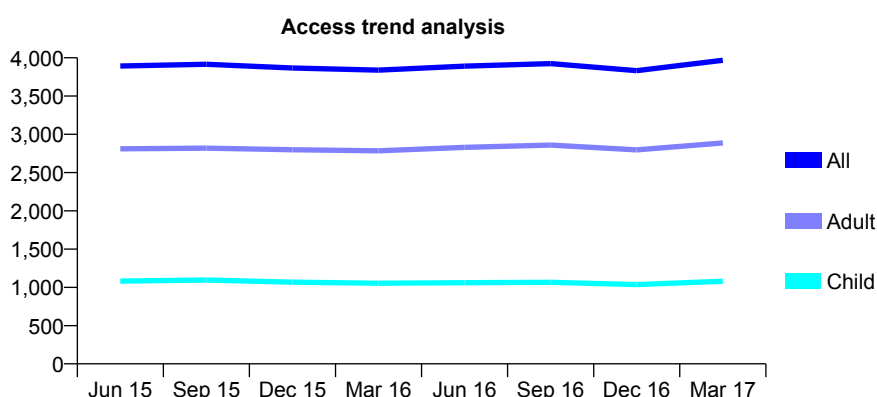
Q69 - Vital Signs At a Glance Contract Report for 683396/0001 - Year end March 2017

Name or company name	Bourbon Street Dental Care
Contract type name	GDS Contract
Purpose of contract	General
Contract start date	01/04/2006
Contract end date	

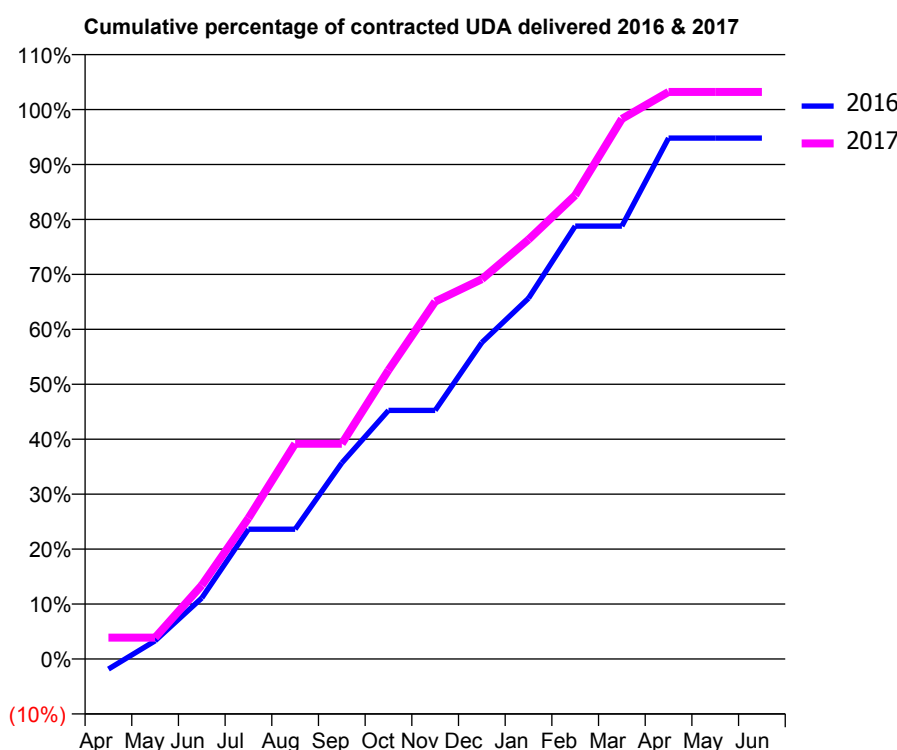
16/17 Contracted general activity (UDA)	11,630
Carry forward general activity (UDA)	0
16/17 Contracted orthodontic activity (UOA)	0
Carry forward orthodontic activity (UOA)	0
Baseline contract value	£355,666.59

ACCESS*

Patients seen in 24 months	Total	Change since previous quarter
Quarter ending March 2016	3,838	
Quarter ending June 2016	3,891	→
Quarter ending September 2016	3,925	→
Quarter ending December 2016	3,832	↓
Quarter ending March 2017	3,967	↑
Variance since March 2016	3.4%	↑



ACTIVITY



Adjusted Scheduled Activity (UDA)		
Month	2016	2017
April	-215	453
May	387	453
June	1,292	1,562
July	2,746	2,982
August	2,746	4,557
September	4,151	4,557
October	5,263	6,115
November	5,263	7,564
December	6,698	8,039
January	7,635	8,879
February	9,162	9,816
March	9,162	11,433
April	11,025	12,003
May	11,025	12,003
June	11,025	12,003

QUALITY

	Quantity	Base Number	Contract	AT	Region	England
% of FP17s for the same patient ID Re-attending within 3 months - Children	109	1,679	6.5%	11.9%	11.9%	12.3%
% of FP17s for the same patient ID Re-attending within 3 months - Adults	404	3,453	11.7%	15.7%	16.6%	16.7%
% of FP17s for the same patient ID Re-attending between 3 & 9 months - Children	779	1,679	46.4%	57.2%	60.2%	57.6%
% of FP17s for the same patient ID Re-attending between 3 & 9 months - Adults	912	3,453	26.4%	48.2%	51.5%	50.1%
% of FP17s for Band 1 Urgent Courses	255	4,632	5.5%	9.7%	9.5%	9.1%
% of FP17s Relating to Free Repair or Replacements	27	4,632	0.6%	0.8%	0.7%	0.8%
% of FP17s Relating to Continuations	118	4,632	2.5%	0.9%	1.2%	1.2%
% of Patients satisfied with the dentistry they have received	9	9	N/A	93.1%	93.1%	92.8%
% of Patients satisfied with the time they had to wait for an appointment	9	9	N/A	89.9%	88.8%	88.7%

* This is based on patients treated on this contract for their most recent course of treatment. Figures in italics indicate the base number of FP17s or Patient Questionnaire responses are less than 100. N/A is shown where the base number of responses is less than 10 during the period. % is calculated as Quantity/Base number*100

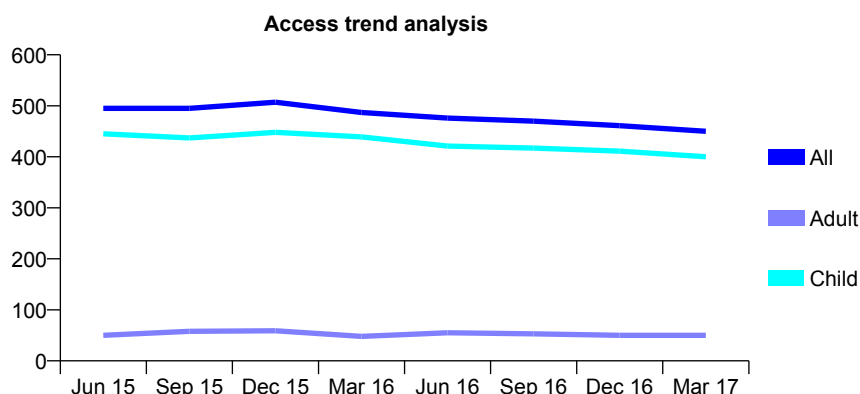
Q69 - Vital Signs At a Glance Contract Report for 683760/0001 - Year end March 2017

Name or company name	MR CJ MORRIS
Contract type name	GDS Contract
Purpose of contract	General
Contract start date	01/12/2013
Contract end date	

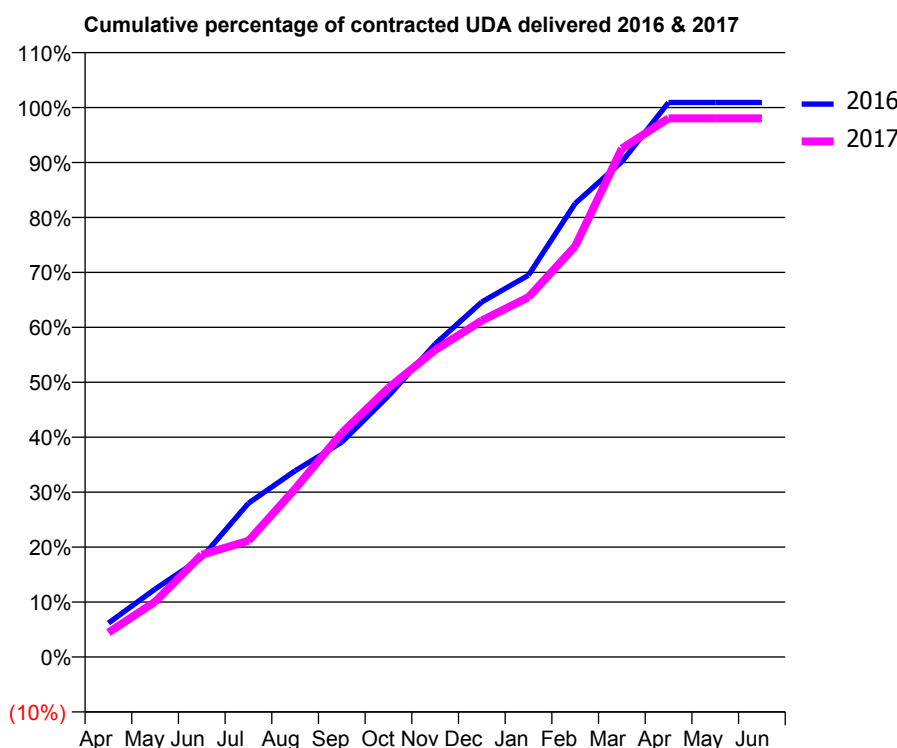
16/17 Contracted general activity (UDA)	1,443
Carry forward general activity (UDA)	-13
16/17 Contracted orthodontic activity (UOA)	0
Carry forward orthodontic activity (UOA)	0
Baseline contract value	£29,137.29

ACCESS*

Patients seen in 24 months	Total	Change since previous quarter
Quarter ending March 2016	487	
Quarter ending June 2016	476	↓
Quarter ending September 2016	470	↓
Quarter ending December 2016	461	↓
Quarter ending March 2017	450	↓
Variance since March 2016	(7.6%)	↓



ACTIVITY



Month	Adjusted Scheduled Activity (UDA)	
	2016	2017
April	89	64
May	178	145
June	261	269
July	404	305
August	489	442
September	564	588
October	686	707
November	822	806
December	932	884
January	1,003	945
February	1,191	1,079
March	1,301	1,335
April	1,456	1,415
May	1,456	1,415
June	1,456	1,415

QUALITY

	Quantity	Base Number	Contract	AT	Region	England
% of FP17s for the same patient ID Re-attending within 3 months - Children	69	670	10.3%	11.9%	11.9%	12.3%
% of FP17s for the same patient ID Re-attending within 3 months - Adults	2	6	33.3%	15.7%	16.6%	16.7%
% of FP17s for the same patient ID Re-attending between 3 & 9 months - Children	398	670	59.4%	57.2%	60.2%	57.6%
% of FP17s for the same patient ID Re-attending between 3 & 9 months - Adults	4	6	66.7%	48.2%	51.5%	50.1%
% of FP17s for Band 1 Urgent Courses	43	647	6.6%	9.7%	9.5%	9.1%
% of FP17s Relating to Free Repair or Replacements	0	647	0.0%	0.8%	0.7%	0.8%
% of FP17s Relating to Continuations	1	647	0.2%	0.9%	1.2%	1.2%
% of Patients satisfied with the dentistry they have received	0	0	N/A	93.1%	93.1%	92.8%
% of Patients satisfied with the time they had to wait for an appointment	0	0	N/A	89.9%	88.8%	88.7%

* This is based on patients treated on this contract for their most recent course of treatment. Figures in italics indicate the base number of FP17s or Patient Questionnaire responses are less than 100. N/A is shown where the base number of responses is less than 10 during the period. % is calculated as Quantity/Base number*100

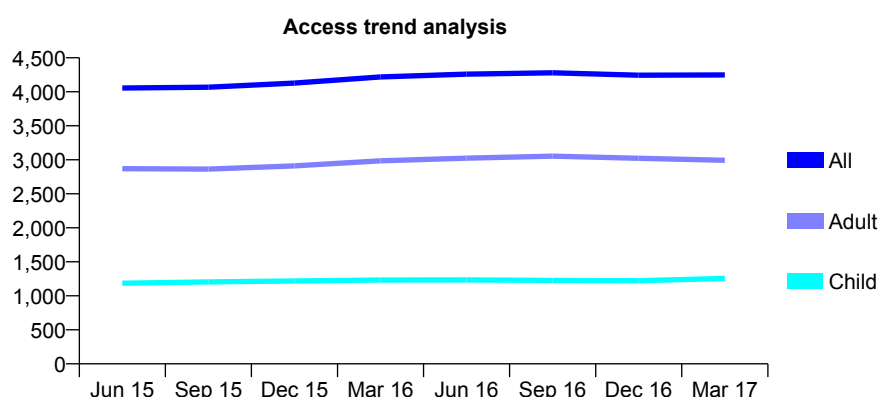
Q69 - Vital Signs At a Glance Contract Report for 684163/0001 - Year end March 2017

Name or company name	MR PW NILAND
Contract type name	GDS Contract
Purpose of contract	General
Contract start date	01/11/2007
Contract end date	

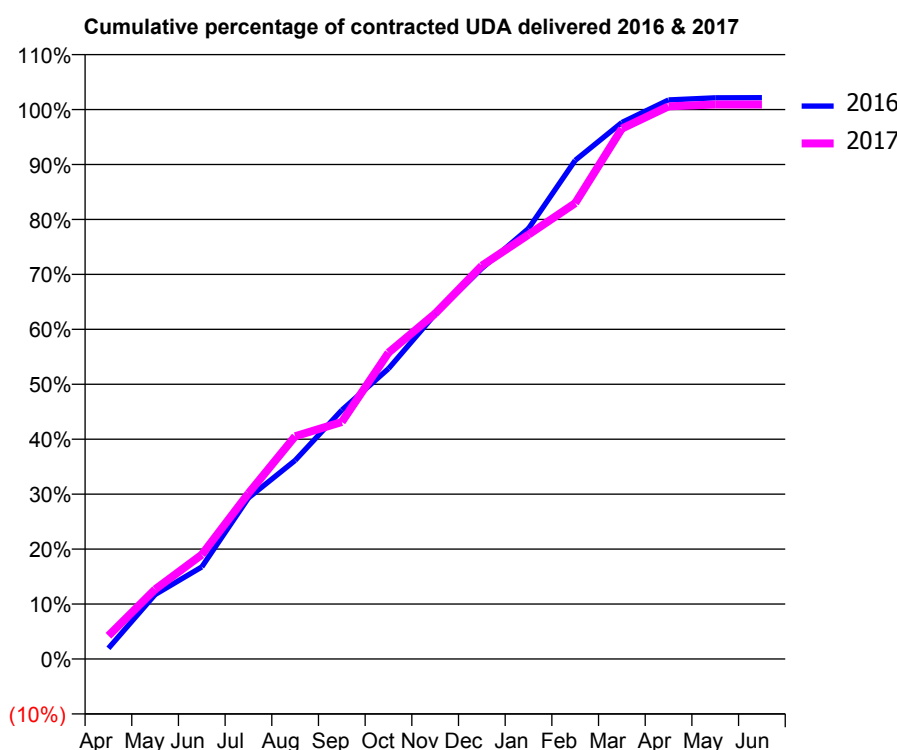
16/17 Contracted general activity (UDA)	10,400
Carry forward general activity (UDA)	-208
16/17 Contracted orthodontic activity (UOA)	0
Carry forward orthodontic activity (UOA)	0
Baseline contract value	£301,343.23

ACCESS*

Patients seen in 24 months	Total	Change since previous quarter
Quarter ending March 2016	4,218	
Quarter ending June 2016	4,260	→
Quarter ending September 2016	4,280	→
Quarter ending December 2016	4,244	→
Quarter ending March 2017	4,249	→
Variance since March 2016	0.7%	→



ACTIVITY



Adjusted Scheduled Activity (UDA)		
Month	2016	2017
April	203	440
May	1,221	1,318
June	1,743	1,975
July	3,049	3,137
August	3,760	4,215
September	4,709	4,486
October	5,495	5,798
November	6,526	6,537
December	7,393	7,443
January	8,148	8,032
February	9,437	8,627
March	10,155	10,038
April	10,581	10,460
May	10,622	10,496
June	10,623	10,496

QUALITY

	Quantity	Base Number	Contract	AT	Region	England
% of FP17s for the same patient ID Re-attending within 3 months - Children	150	1,745	8.6%	11.9%	11.9%	12.3%
% of FP17s for the same patient ID Re-attending within 3 months - Adults	481	3,427	14.0%	15.7%	16.6%	16.7%
% of FP17s for the same patient ID Re-attending between 3 & 9 months - Children	934	1,745	53.5%	57.2%	60.2%	57.6%
% of FP17s for the same patient ID Re-attending between 3 & 9 months - Adults	1,347	3,427	39.3%	48.2%	51.5%	50.1%
% of FP17s for Band 1 Urgent Courses	186	5,171	3.6%	9.7%	9.5%	9.1%
% of FP17s Relating to Free Repair or Replacements	11	5,171	0.2%	0.8%	0.7%	0.8%
% of FP17s Relating to Continuations	179	5,171	3.5%	0.9%	1.2%	1.2%
% of Patients satisfied with the dentistry they have received	3	3	N/A	93.1%	93.1%	92.8%
% of Patients satisfied with the time they had to wait for an appointment	3	3	N/A	89.9%	88.8%	88.7%

* This is based on patients treated on this contract for their most recent course of treatment. Figures in italics indicate the base number of FP17s or Patient Questionnaire responses are less than 100. N/A is shown where the base number of responses is less than 10 during the period. % is calculated as Quantity/Base number*100

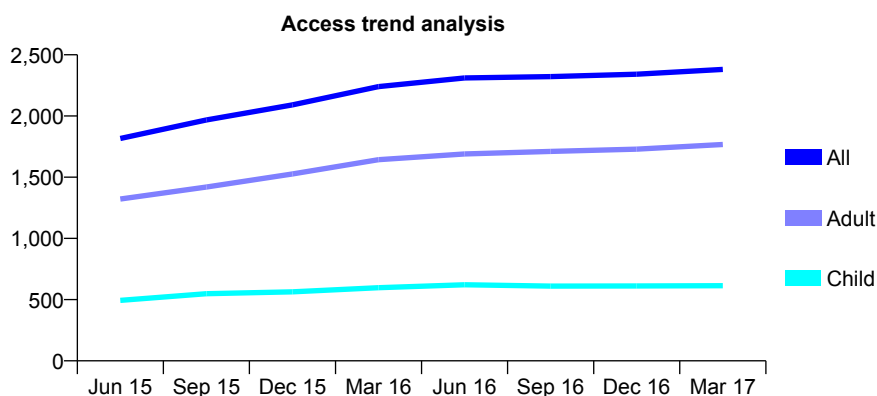
Q69 - Vital Signs At a Glance Contract Report for 688118/0001 - Year end March 2017

Name or company name	MR C SANTODOMINGO RUBIDO
Contract type name	GDS Contract
Purpose of contract	General
Contract start date	01/04/2014
Contract end date	

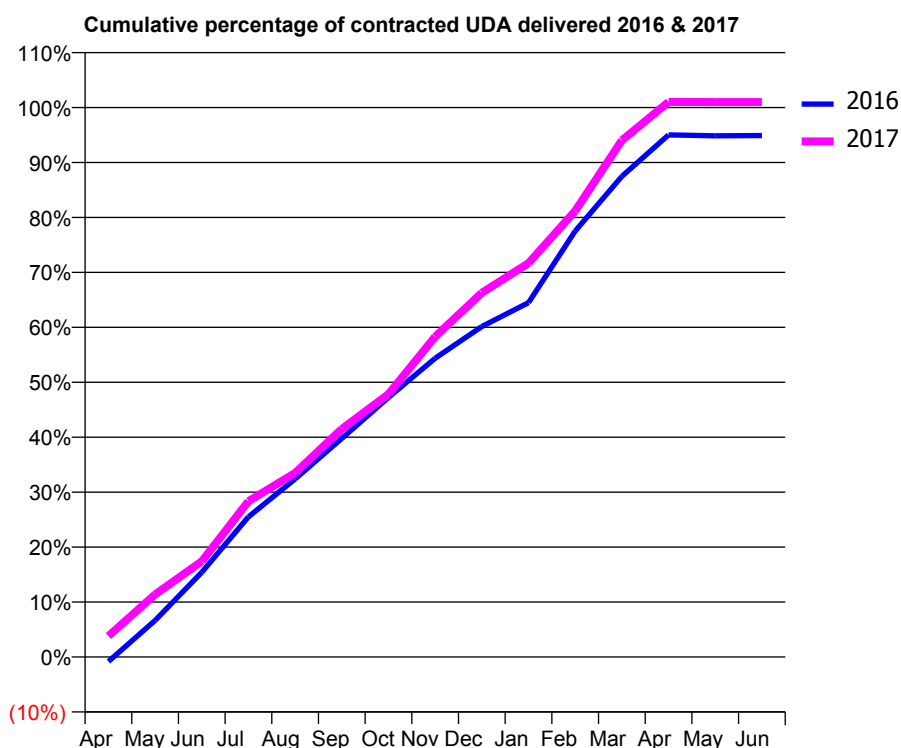
16/17 Contracted general activity (UDA)	7,974
Carry forward general activity (UDA)	0
16/17 Contracted orthodontic activity (UOA)	0
Carry forward orthodontic activity (UOA)	0
Baseline contract value	£196,659.61

ACCESS*

Patients seen in 24 months	Total	Change since previous quarter
Quarter ending March 2016	2,240	
Quarter ending June 2016	2,311	↑
Quarter ending September 2016	2,322	→
Quarter ending December 2016	2,341	→
Quarter ending March 2017	2,381	→
Variance since March 2016	6.3%	↑



ACTIVITY



Adjusted Scheduled Activity (UDA)		
Month	2016	2017
April	-67	305
May	544	909
June	1,258	1,388
July	2,082	2,260
August	2,644	2,672
September	3,247	3,310
October	3,855	3,814
November	4,437	4,648
December	4,908	5,286
January	5,264	5,714
February	6,327	6,473
March	7,139	7,498
April	7,753	8,054
May	7,740	8,053
June	7,744	8,053

QUALITY

	Quantity	Base Number	Contract	AT	Region	England
% of FP17s for the same patient ID Re-attending within 3 months - Children	40	823	4.9%	11.9%	11.9%	12.3%
% of FP17s for the same patient ID Re-attending within 3 months - Adults	225	2,081	10.8%	15.7%	16.6%	16.7%
% of FP17s for the same patient ID Re-attending between 3 & 9 months - Children	417	823	50.7%	57.2%	60.2%	57.6%
% of FP17s for the same patient ID Re-attending between 3 & 9 months - Adults	968	2,081	46.5%	48.2%	51.5%	50.1%
% of FP17s for Band 1 Urgent Courses	195	2,866	6.8%	9.7%	9.5%	9.1%
% of FP17s Relating to Free Repair or Replacements	14	2,866	0.5%	0.8%	0.7%	0.8%
% of FP17s Relating to Continuations	3	2,866	0.1%	0.9%	1.2%	1.2%
% of Patients satisfied with the dentistry they have received	5	7	N/A	93.1%	93.1%	92.8%
% of Patients satisfied with the time they had to wait for an appointment	5	7	N/A	89.9%	88.8%	88.7%

* This is based on patients treated on this contract for their most recent course of treatment. Figures in italics indicate the base number of FP17s or Patient Questionnaire responses are less than 100. N/A is shown where the base number of responses is less than 10 during the period. % is calculated as Quantity/Base number*100

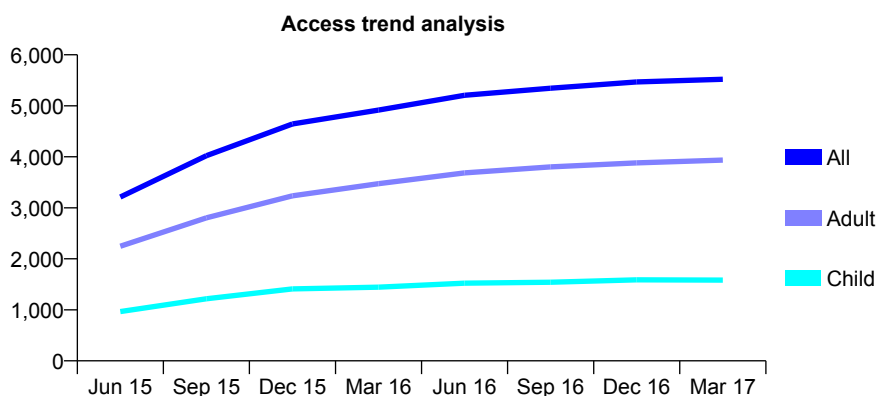
Q69 - Vital Signs At a Glance Contract Report for 689955/0001 - Year end March 2017

Name or company name	MR DS MALLI
Contract type name	GDS Contract
Purpose of contract	General
Contract start date	01/10/2014
Contract end date	

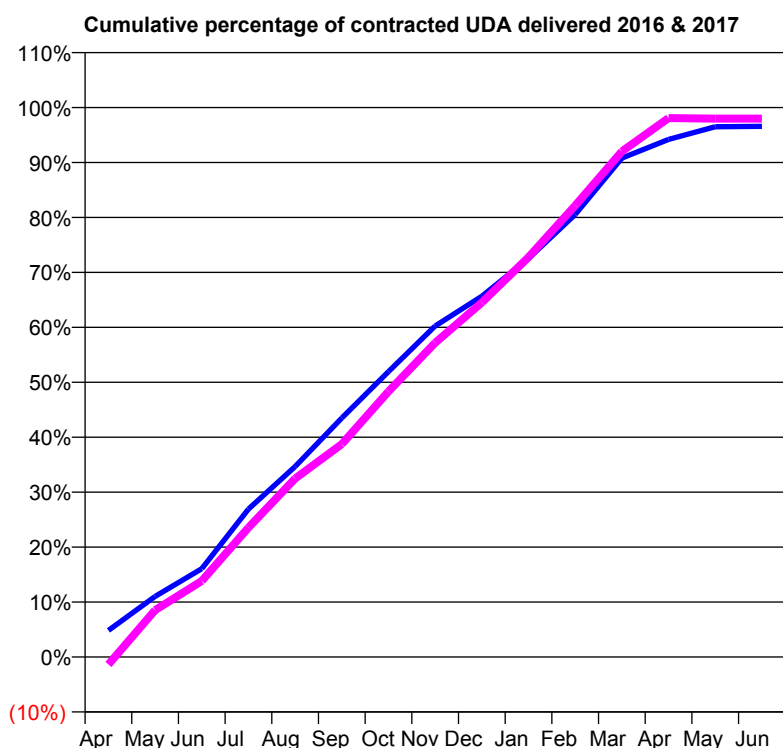
16/17 Contracted general activity (UDA)	12,508
Carry forward general activity (UDA)	429
16/17 Contracted orthodontic activity (UOA)	0
Carry forward orthodontic activity (UOA)	0
Baseline contract value	£339,543.74

ACCESS*

Patients seen in 24 months	Total	Change since previous quarter
Quarter ending March 2016	4,917	
Quarter ending June 2016	5,207	↑
Quarter ending September 2016	5,344	↑
Quarter ending December 2016	5,467	↑
Quarter ending March 2017	5,519	→
Variance since March 2016	12.2%	↑



ACTIVITY



Month	Adjusted Scheduled Activity (UDA)	
	2016	2017
April	605	-173
May	1,381	1,067
June	2,010	1,732
July	3,366	2,946
August	4,337	4,062
September	5,441	4,845
October	6,496	6,045
November	7,536	7,153
December	8,212	8,071
January	9,070	9,103
February	10,074	10,275
March	11,356	11,507
April	11,782	12,267
May	12,070	12,255
June	12,079	12,254

QUALITY

	Quantity	Base Number	Contract	AT	Region	England
% of FP17s for the same patient ID Re-attending within 3 months - Children	58	1,930	3.0%	11.9%	11.9%	12.3%
% of FP17s for the same patient ID Re-attending within 3 months - Adults	412	4,520	9.1%	15.7%	16.6%	16.7%
% of FP17s for the same patient ID Re-attending between 3 & 9 months - Children	768	1,930	39.8%	57.2%	60.2%	57.6%
% of FP17s for the same patient ID Re-attending between 3 & 9 months - Adults	2,024	4,520	44.8%	48.2%	51.5%	50.1%
% of FP17s for Band 1 Urgent Courses	249	6,458	3.9%	9.7%	9.5%	9.1%
% of FP17s Relating to Free Repair or Replacements	22	6,458	0.3%	0.8%	0.7%	0.8%
% of FP17s Relating to Continuations	3	6,458	0.0%	0.9%	1.2%	1.2%
% of Patients satisfied with the dentistry they have received	7	7	N/A	93.1%	93.1%	92.8%
% of Patients satisfied with the time they had to wait for an appointment	7	7	N/A	89.9%	88.8%	88.7%

* This is based on patients treated on this contract for their most recent course of treatment. Figures in italics indicate the base number of FP17s or Patient Questionnaire responses are less than 100. N/A is shown where the base number of responses is less than 10 during the period. % is calculated as Quantity/Base number*100

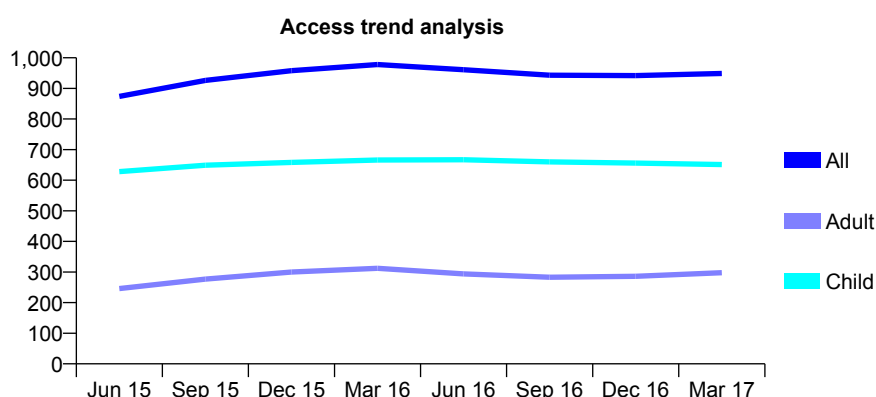
Q69 - Vital Signs At a Glance Contract Report for 691259/0001 - Year end March 2017

Name or company name	MRS N MAJEVADIA
Contract type name	GDS Contract
Purpose of contract	General
Contract start date	01/04/2014
Contract end date	

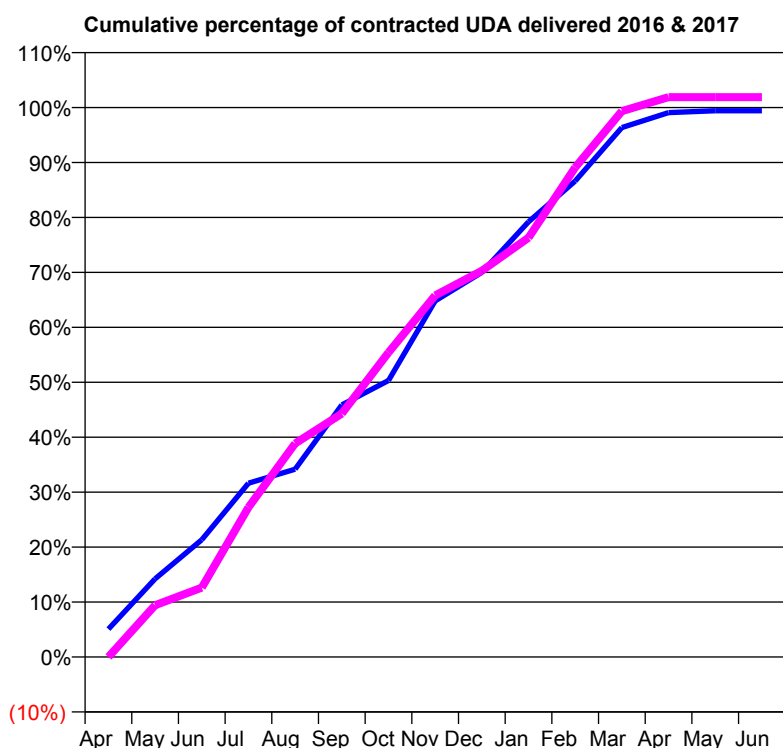
16/17 Contracted general activity (UDA)	2,400
Carry forward general activity (UDA)	0
16/17 Contracted orthodontic activity (UOA)	0
Carry forward orthodontic activity (UOA)	0
Baseline contract value	£54,507.66

ACCESS*

Patients seen in 24 months	Total	Change since previous quarter
Quarter ending March 2016	978	
Quarter ending June 2016	961	↓
Quarter ending September 2016	943	↓
Quarter ending December 2016	942	→
Quarter ending March 2017	949	→
Variance since March 2016	(3.0%)	↓



ACTIVITY



Adjusted Scheduled Activity (UDA)		
Month	2016	2017
April	122	0
May	341	226
June	512	303
July	759	654
August	821	933
September	1,101	1,063
October	1,207	1,330
November	1,556	1,579
December	1,680	1,687
January	1,901	1,832
February	2,079	2,138
March	2,313	2,384
April	2,378	2,445
May	2,386	2,445
June	2,386	2,445

QUALITY

	Quantity	Base Number	Contract	AT	Region	England
% of FP17s for the same patient ID Re-attending within 3 months - Children	57	1,025	5.6%	11.9%	11.9%	12.3%
% of FP17s for the same patient ID Re-attending within 3 months - Adults	63	328	19.2%	15.7%	16.6%	16.7%
% of FP17s for the same patient ID Re-attending between 3 & 9 months - Children	655	1,025	63.9%	57.2%	60.2%	57.6%
% of FP17s for the same patient ID Re-attending between 3 & 9 months - Adults	167	328	50.9%	48.2%	51.5%	50.1%
% of FP17s for Band 1 Urgent Courses	57	1,339	4.3%	9.7%	9.5%	9.1%
% of FP17s Relating to Free Repair or Replacements	0	1,339	0.0%	0.8%	0.7%	0.8%
% of FP17s Relating to Continuations	33	1,339	2.5%	0.9%	1.2%	1.2%
% of Patients satisfied with the dentistry they have received	0	0	N/A	93.1%	93.1%	92.8%
% of Patients satisfied with the time they had to wait for an appointment	0	0	N/A	89.9%	88.8%	88.7%

* This is based on patients treated on this contract for their most recent course of treatment. Figures in italics indicate the base number of FP17s or Patient Questionnaire responses are less than 100. N/A is shown where the base number of responses is less than 10 during the period. % is calculated as Quantity/Base number*100

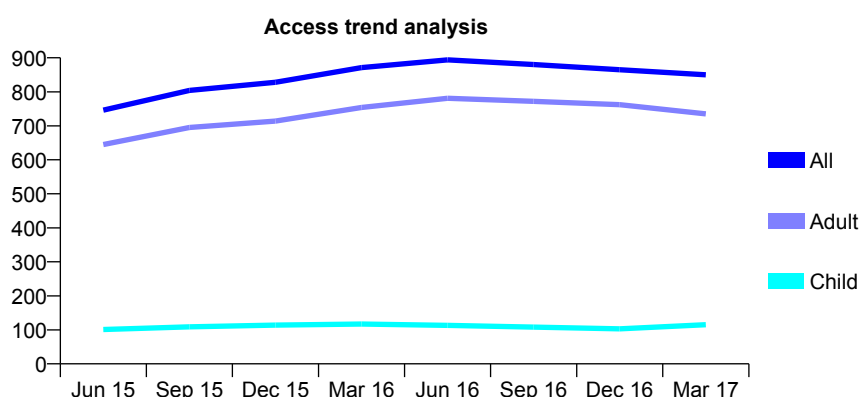
Q69 - Vital Signs At a Glance Contract Report for 691259/0002 - Year end March 2017

Name or company name	MRS N MAJEVADIA
Contract type name	GDS Contract
Purpose of contract	General
Contract start date	01/08/2014
Contract end date	

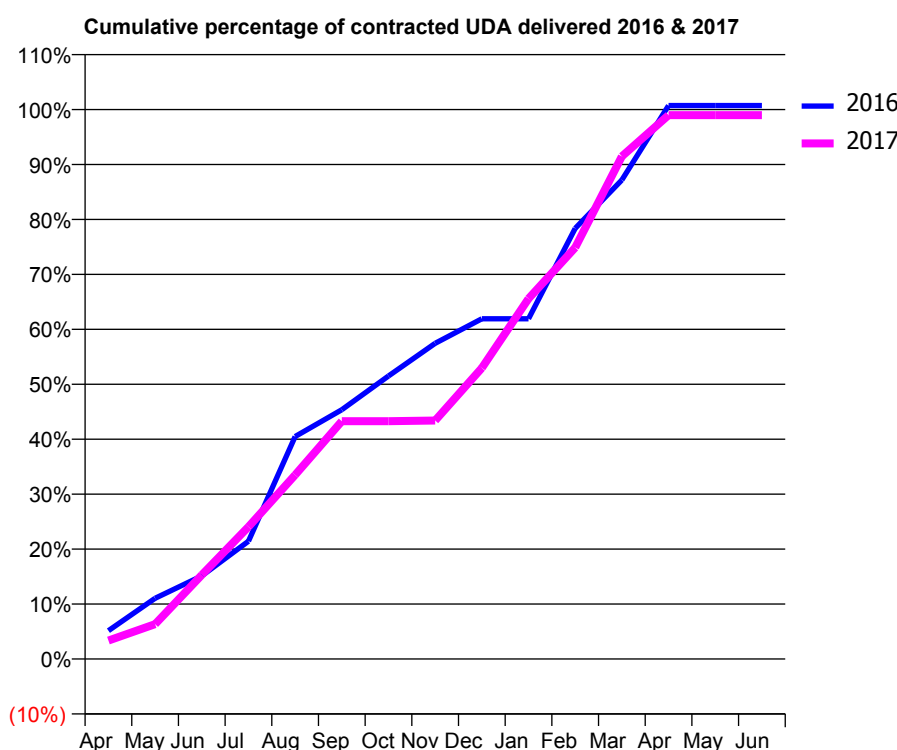
16/17 Contracted general activity (UDA)	3,008
Carry forward general activity (UDA)	-22
16/17 Contracted orthodontic activity (UOA)	0
Carry forward orthodontic activity (UOA)	0
Baseline contract value	£71,821.35

ACCESS*

Patients seen in 24 months	Total	Change since previous quarter
Quarter ending March 2016	871	
Quarter ending June 2016	894	↑
Quarter ending September 2016	880	↓
Quarter ending December 2016	865	↓
Quarter ending March 2017	850	↓
Variance since March 2016	(2.4%)	↓



ACTIVITY



Adjusted Scheduled Activity (UDA)		
Month	2016	2017
April	155	101
May	332	191
June	455	460
July	645	724
August	1,218	1,008
September	1,365	1,302
October	1,549	1,302
November	1,728	1,305
December	1,862	1,593
January	1,862	1,973
February	2,358	2,252
March	2,622	2,751
April	3,030	2,977
May	3,030	2,977
June	3,030	2,977

QUALITY

	Quantity	Base Number	Contract	AT	Region	England
% of FP17s for the same patient ID Re-attending within 3 months - Children	6	187	3.2%	11.9%	11.9%	12.3%
% of FP17s for the same patient ID Re-attending within 3 months - Adults	122	1,084	11.3%	15.7%	16.6%	16.7%
% of FP17s for the same patient ID Re-attending between 3 & 9 months - Children	112	187	59.9%	57.2%	60.2%	57.6%
% of FP17s for the same patient ID Re-attending between 3 & 9 months - Adults	718	1,084	66.2%	48.2%	51.5%	50.1%
% of FP17s for Band 1 Urgent Courses	41	1,215	3.4%	9.7%	9.5%	9.1%
% of FP17s Relating to Free Repair or Replacements	1	1,215	0.1%	0.8%	0.7%	0.8%
% of FP17s Relating to Continuations	26	1,215	2.1%	0.9%	1.2%	1.2%
% of Patients satisfied with the dentistry they have received	1	1	N/A	93.1%	93.1%	92.8%
% of Patients satisfied with the time they had to wait for an appointment	1	1	N/A	89.9%	88.8%	88.7%

* This is based on patients treated on this contract for their most recent course of treatment. Figures in italics indicate the base number of FP17s or Patient Questionnaire responses are less than 100. N/A is shown where the base number of responses is less than 10 during the period. % is calculated as Quantity/Base number*100

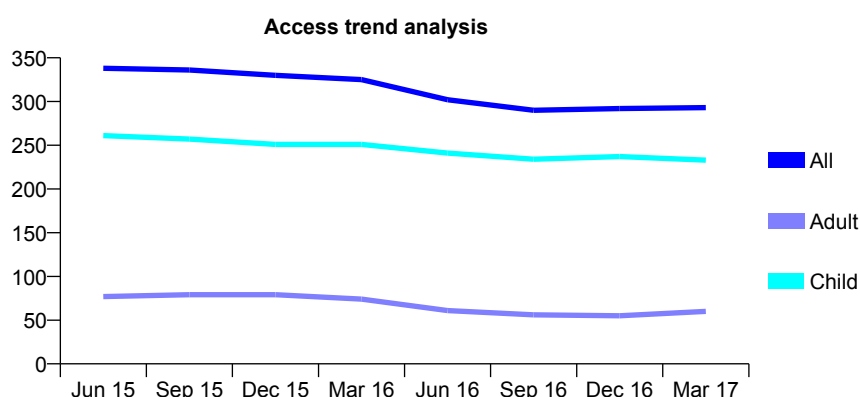
Q69 - Vital Signs At a Glance Contract Report for 725773/0001 - Year end March 2017

Name or company name	MR MC MARTIN
Contract type name	GDS Contract
Purpose of contract	General
Contract start date	01/04/2006
Contract end date	

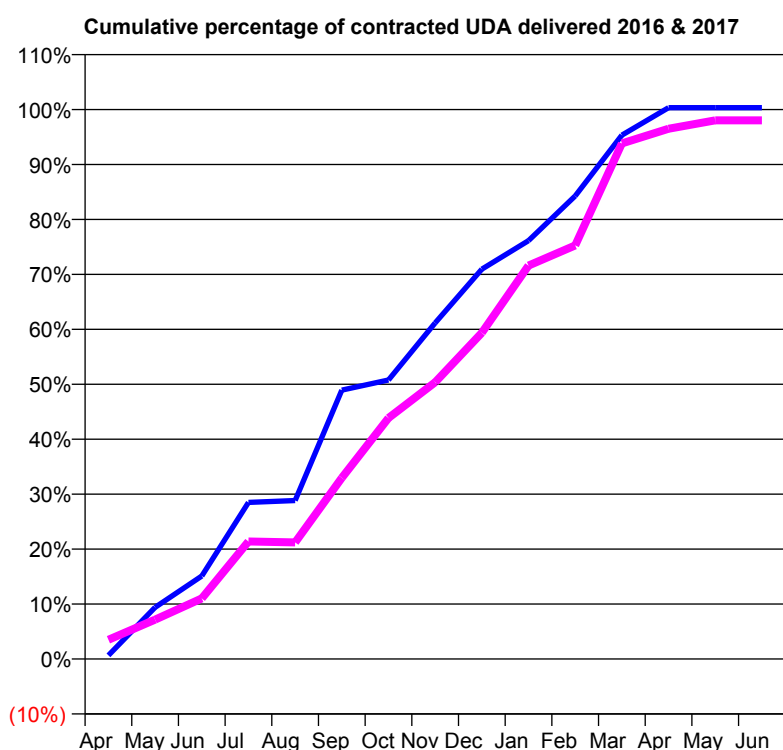
16/17 Contracted general activity (UDA)	600
Carry forward general activity (UDA)	-2
16/17 Contracted orthodontic activity (UOA)	0
Carry forward orthodontic activity (UOA)	0
Baseline contract value	£14,192.66

ACCESS*

Patients seen in 24 months	Total	Change since previous quarter
Quarter ending March 2016	325	
Quarter ending June 2016	302	↓
Quarter ending September 2016	290	↓
Quarter ending December 2016	292	→
Quarter ending March 2017	293	→
Variance since March 2016	(9.8%)	↓



ACTIVITY



Month	Adjusted Scheduled Activity (UDA)	
	2016	2017
April	4	21
May	56	43
June	91	66
July	171	128
August	173	127
September	294	198
October	305	263
November	367	302
December	426	356
January	457	430
February	506	452
March	572	563
April	602	579
May	602	588
June	602	588

QUALITY

	Quantity	Base Number	Contract	AT	Region	England
% of FP17s for the same patient ID Re-attending within 3 months - Children	15	390	3.8%	11.9%	11.9%	12.3%
% of FP17s for the same patient ID Re-attending within 3 months - Adults	1	40	2.5%	15.7%	16.6%	16.7%
% of FP17s for the same patient ID Re-attending between 3 & 9 months - Children	287	390	73.6%	57.2%	60.2%	57.6%
% of FP17s for the same patient ID Re-attending between 3 & 9 months - Adults	25	40	62.5%	48.2%	51.5%	50.1%
% of FP17s for Band 1 Urgent Courses	11	423	2.6%	9.7%	9.5%	9.1%
% of FP17s Relating to Free Repair or Replacements	0	423	0.0%	0.8%	0.7%	0.8%
% of FP17s Relating to Continuations	0	423	0.0%	0.9%	1.2%	1.2%
% of Patients satisfied with the dentistry they have received	0	0	N/A	93.1%	93.1%	92.8%
% of Patients satisfied with the time they had to wait for an appointment	0	0	N/A	89.9%	88.8%	88.7%

* This is based on patients treated on this contract for their most recent course of treatment. Figures in italics indicate the base number of FP17s or Patient Questionnaire responses are less than 100. N/A is shown where the base number of responses is less than 10 during the period. % is calculated as Quantity/Base number*100

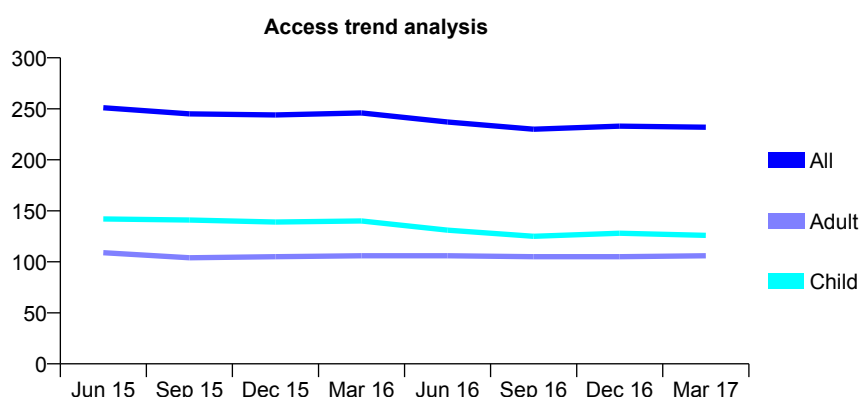
Q69 - Vital Signs At a Glance Contract Report for 732605/0002 - Year end March 2017

Name or company name	MR DW COX
Contract type name	GDS Contract
Purpose of contract	General
Contract start date	01/04/2006
Contract end date	

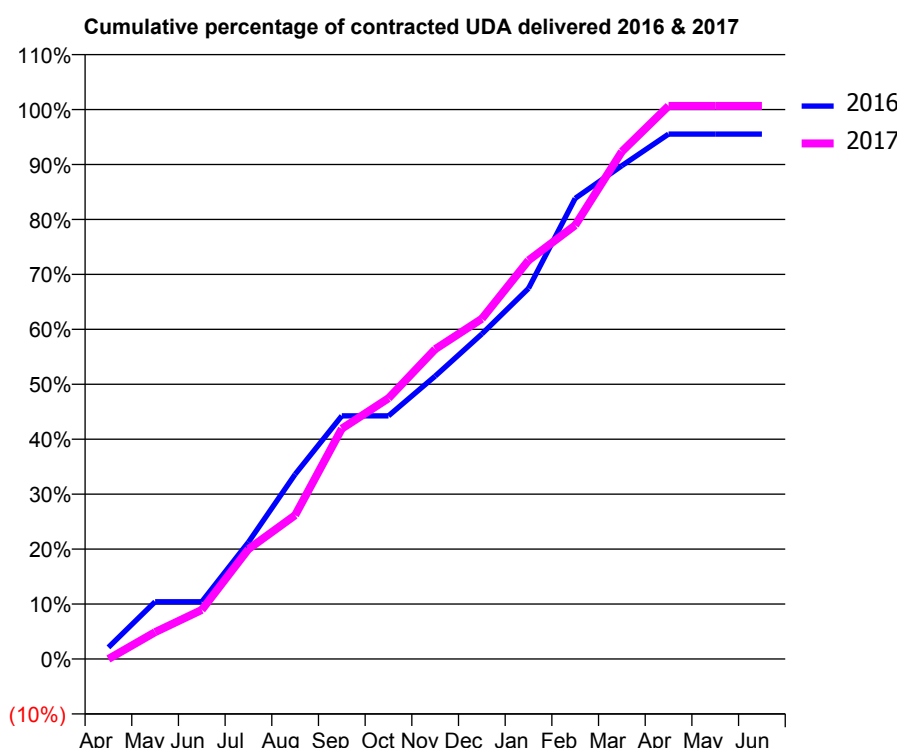
16/17 Contracted general activity (UDA)	470
Carry forward general activity (UDA)	0
16/17 Contracted orthodontic activity (UOA)	0
Carry forward orthodontic activity (UOA)	0
Baseline contract value	£10,749.63

ACCESS*

Patients seen in 24 months	Total	Change since previous quarter
Quarter ending March 2016	246	
Quarter ending June 2016	237	↓
Quarter ending September 2016	230	↓
Quarter ending December 2016	233	→
Quarter ending March 2017	232	→
Variance since March 2016	(5.7%)	↓



ACTIVITY



Month	Adjusted Scheduled Activity (UDA)	
	2016	2017
April	10	0
May	49	23
June	49	42
July	100	94
August	158	123
September	208	197
October	208	223
November	242	265
December	278	291
January	317	341
February	394	371
March	422	434
April	449	473
May	449	473
June	449	473

QUALITY

	Quantity	Base Number	Contract	AT	Region	England
% of FP17s for the same patient ID Re-attending within 3 months - Children	2	201	1.0%	11.9%	11.9%	12.3%
% of FP17s for the same patient ID Re-attending within 3 months - Adults	3	106	2.8%	15.7%	16.6%	16.7%
% of FP17s for the same patient ID Re-attending between 3 & 9 months - Children	136	201	67.7%	57.2%	60.2%	57.6%
% of FP17s for the same patient ID Re-attending between 3 & 9 months - Adults	67	106	63.2%	48.2%	51.5%	50.1%
% of FP17s for Band 1 Urgent Courses	0	300	0.0%	9.7%	9.5%	9.1%
% of FP17s Relating to Free Repair or Replacements	0	300	0.0%	0.8%	0.7%	0.8%
% of FP17s Relating to Continuations	4	300	1.3%	0.9%	1.2%	1.2%
% of Patients satisfied with the dentistry they have received	0	0	N/A	93.1%	93.1%	92.8%
% of Patients satisfied with the time they had to wait for an appointment	0	0	N/A	89.9%	88.8%	88.7%

* This is based on patients treated on this contract for their most recent course of treatment. Figures in italics indicate the base number of FP17s or Patient Questionnaire responses are less than 100. N/A is shown where the base number of responses is less than 10 during the period. % is calculated as Quantity/Base number*100

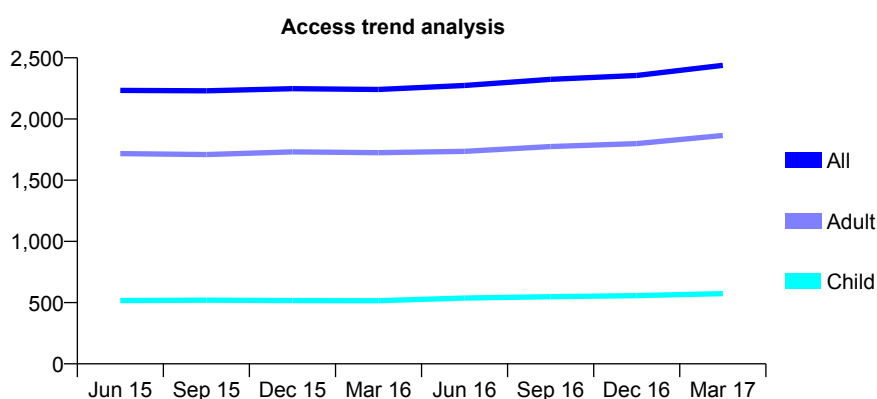
Q69 - Vital Signs At a Glance Contract Report for 736686/0002 - Year end March 2017

Name or company name	MR DA DUFFY
Contract type name	PDS Contract
Purpose of contract	General
Contract start date	01/04/2006
Contract end date	31/03/2018

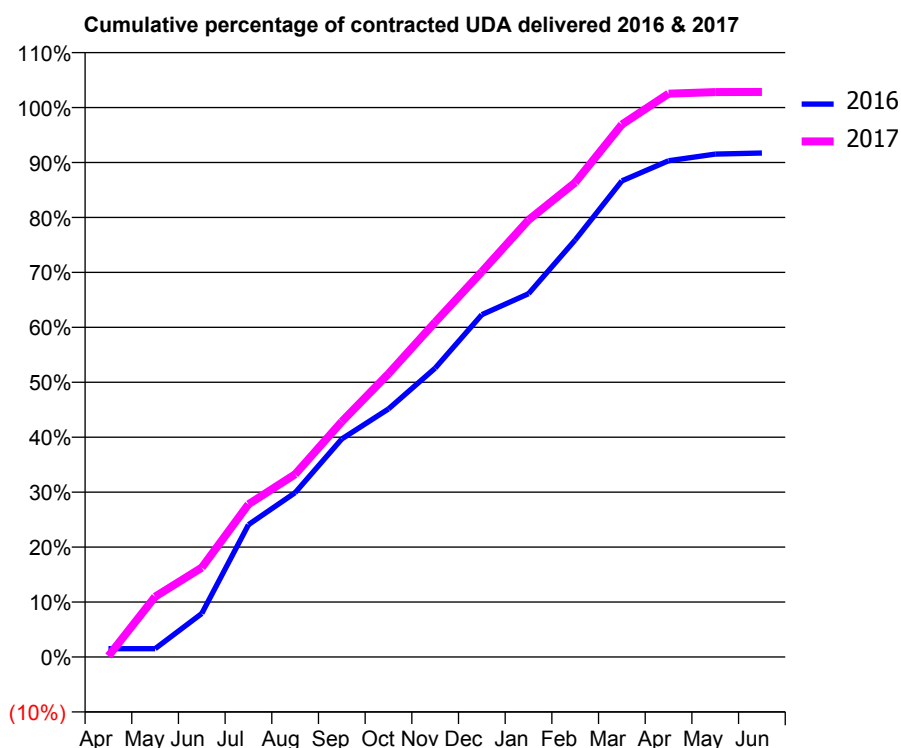
16/17 Contracted general activity (UDA)	6,186
Carry forward general activity (UDA)	0
16/17 Contracted orthodontic activity (UOA)	0
Carry forward orthodontic activity (UOA)	0
Baseline contract value	£161,211.66

ACCESS*

Patients seen in 24 months	Total	Change since previous quarter
Quarter ending March 2016	2,241	
Quarter ending June 2016	2,274	→
Quarter ending September 2016	2,324	↑
Quarter ending December 2016	2,356	→
Quarter ending March 2017	2,438	↑
Variance since March 2016	8.8%	↑



ACTIVITY



Adjusted Scheduled Activity (UDA)		
Month	2016	2017
April	94	12
May	94	679
June	489	1,006
July	1,490	1,719
August	1,850	2,058
September	2,455	2,650
October	2,793	3,189
November	3,253	3,771
December	3,855	4,338
January	4,090	4,920
February	4,696	5,341
March	5,359	5,995
April	5,586	6,341
May	5,662	6,359
June	5,674	6,360

QUALITY

	Quantity	Base Number	Contract	AT	Region	England
% of FP17s for the same patient ID Re-attending within 3 months - Children	23	734	3.1%	11.9%	11.9%	12.3%
% of FP17s for the same patient ID Re-attending within 3 months - Adults	313	2,627	11.9%	15.7%	16.6%	16.7%
% of FP17s for the same patient ID Re-attending between 3 & 9 months - Children	394	734	53.7%	57.2%	60.2%	57.6%
% of FP17s for the same patient ID Re-attending between 3 & 9 months - Adults	1,527	2,627	58.1%	48.2%	51.5%	50.1%
% of FP17s for Band 1 Urgent Courses	342	3,379	10.1%	9.7%	9.5%	9.1%
% of FP17s Relating to Free Repair or Replacements	8	3,379	0.2%	0.8%	0.7%	0.8%
% of FP17s Relating to Continuations	1	3,379	0.0%	0.9%	1.2%	1.2%
% of Patients satisfied with the dentistry they have received	6	7	N/A	93.1%	93.1%	92.8%
% of Patients satisfied with the time they had to wait for an appointment	7	7	N/A	89.9%	88.8%	88.7%

* This is based on patients treated on this contract for their most recent course of treatment. Figures in italics indicate the base number of FP17s or Patient Questionnaire responses are less than 100. N/A is shown where the base number of responses is less than 10 during the period. % is calculated as Quantity/Base number*100

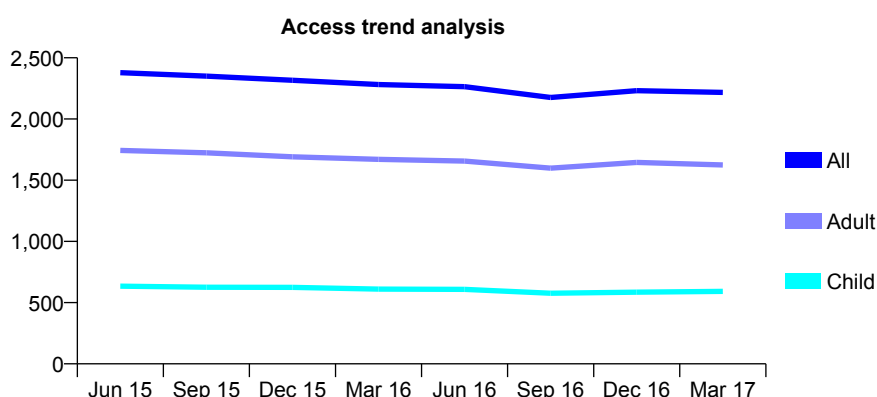
Q69 - Vital Signs At a Glance Contract Report for 737356/0001 - Year end March 2017

Name or company name	MISS MJ HARDMAN
Contract type name	GDS Contract
Purpose of contract	General
Contract start date	01/04/2006
Contract end date	

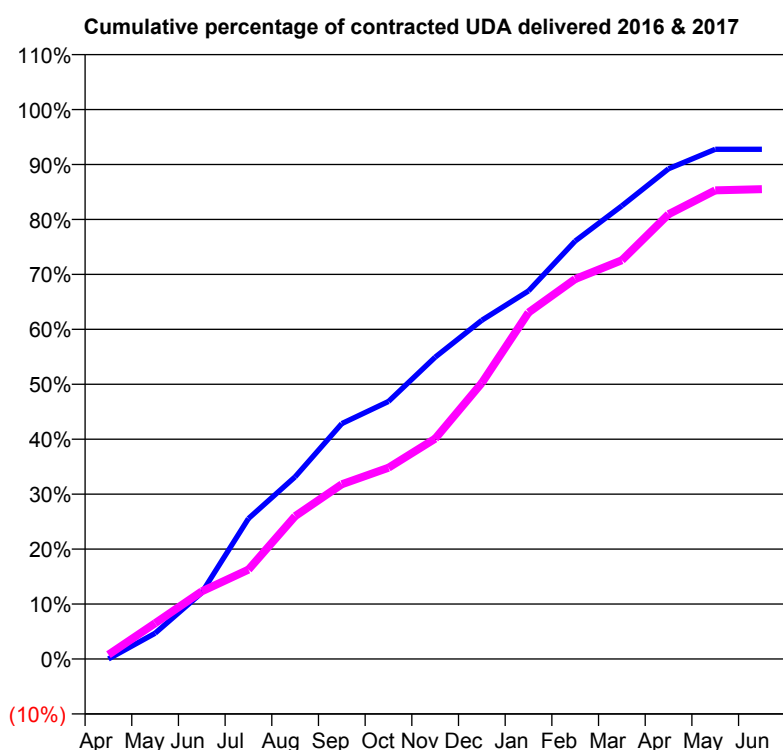
16/17 Contracted general activity (UDA)	6,493
Carry forward general activity (UDA)	0
16/17 Contracted orthodontic activity (UOA)	0
Carry forward orthodontic activity (UOA)	0
Baseline contract value	£153,260.90

ACCESS*

Patients seen in 24 months	Total	Change since previous quarter
Quarter ending March 2016	2,282	
Quarter ending June 2016	2,264	→
Quarter ending September 2016	2,176	↓
Quarter ending December 2016	2,231	↑
Quarter ending March 2017	2,217	→
Variance since March 2016	(2.8%)	↓



ACTIVITY



Adjusted Scheduled Activity (UDA)		
Month	2016	2017
April	0	52
May	329	423
June	846	800
July	1,790	1,056
August	2,322	1,689
September	2,999	2,065
October	3,281	2,260
November	3,846	2,603
December	4,315	3,263
January	4,689	4,095
February	5,324	4,490
March	5,774	4,711
April	6,244	5,256
May	6,494	5,537
June	6,493	5,551

QUALITY

	Quantity	Base Number	Contract	AT	Region	England
% of FP17s for the same patient ID Re-attending within 3 months - Children	48	835	5.7%	11.9%	11.9%	12.3%
% of FP17s for the same patient ID Re-attending within 3 months - Adults	169	1,936	8.7%	15.7%	16.6%	16.7%
% of FP17s for the same patient ID Re-attending between 3 & 9 months - Children	478	835	57.2%	57.2%	60.2%	57.6%
% of FP17s for the same patient ID Re-attending between 3 & 9 months - Adults	1,079	1,936	55.7%	48.2%	51.5%	50.1%
% of FP17s for Band 1 Urgent Courses	126	2,860	4.4%	9.7%	9.5%	9.1%
% of FP17s Relating to Free Repair or Replacements	21	2,860	0.7%	0.8%	0.7%	0.8%
% of FP17s Relating to Continuations	7	2,860	0.2%	0.9%	1.2%	1.2%
% of Patients satisfied with the dentistry they have received	1	1	N/A	93.1%	93.1%	92.8%
% of Patients satisfied with the time they had to wait for an appointment	1	1	N/A	89.9%	88.8%	88.7%

* This is based on patients treated on this contract for their most recent course of treatment. Figures in italics indicate the base number of FP17s or Patient Questionnaire responses are less than 100. N/A is shown where the base number of responses is less than 10 during the period. % is calculated as Quantity/Base number*100

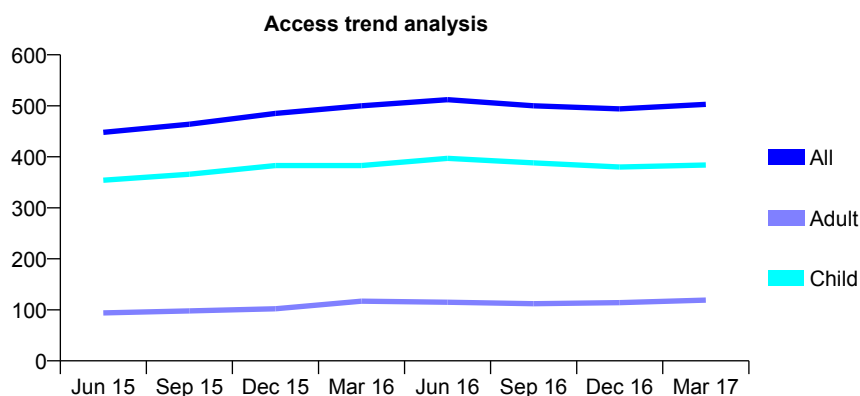
Q69 - Vital Signs At a Glance Contract Report for 740616/0001 - Year end March 2017

Name or company name	MR R PARMAR
Contract type name	GDS Contract
Purpose of contract	General
Contract start date	01/04/2006
Contract end date	

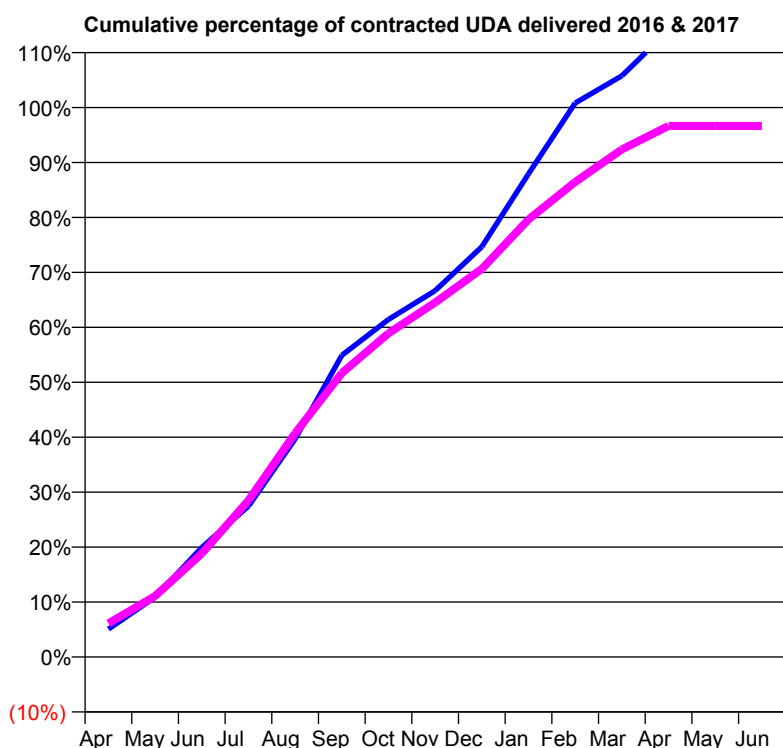
16/17 Contracted general activity (UDA)	750
Carry forward general activity (UDA)	-15
16/17 Contracted orthodontic activity (UOA)	0
Carry forward orthodontic activity (UOA)	0
Baseline contract value	£16,422.18

ACCESS*

Patients seen in 24 months	Total	Change since previous quarter
Quarter ending March 2016	500	
Quarter ending June 2016	512	↑
Quarter ending September 2016	500	↓
Quarter ending December 2016	494	↓
Quarter ending March 2017	503	→
Variance since March 2016	0.6%	→



ACTIVITY



Month	Adjusted Scheduled Activity (UDA)	
	2016	2017
April	38	46
May	82	83
June	150	141
July	206	214
August	298	305
September	412	388
October	461	442
November	500	484
December	560	530
January	659	597
February	756	648
March	793	693
April	855	725
May	855	725
June	855	725

QUALITY

	Quantity	Base Number	Contract	AT	Region	England
% of FP17s for the same patient ID Re-attending within 3 months - Children	36	535	6.7%	11.9%	11.9%	12.3%
% of FP17s for the same patient ID Re-attending within 3 months - Adults	8	83	9.6%	15.7%	16.6%	16.7%
% of FP17s for the same patient ID Re-attending between 3 & 9 months - Children	315	535	58.9%	57.2%	60.2%	57.6%
% of FP17s for the same patient ID Re-attending between 3 & 9 months - Adults	37	83	44.6%	48.2%	51.5%	50.1%
% of FP17s for Band 1 Urgent Courses	14	594	2.4%	9.7%	9.5%	9.1%
% of FP17s Relating to Free Repair or Replacements	0	594	0.0%	0.8%	0.7%	0.8%
% of FP17s Relating to Continuations	5	594	0.8%	0.9%	1.2%	1.2%
% of Patients satisfied with the dentistry they have received	2	2	N/A	93.1%	93.1%	92.8%
% of Patients satisfied with the time they had to wait for an appointment	2	2	N/A	89.9%	88.8%	88.7%

* This is based on patients treated on this contract for their most recent course of treatment. Figures in italics indicate the base number of FP17s or Patient Questionnaire responses are less than 100. N/A is shown where the base number of responses is less than 10 during the period. % is calculated as Quantity/Base number*100

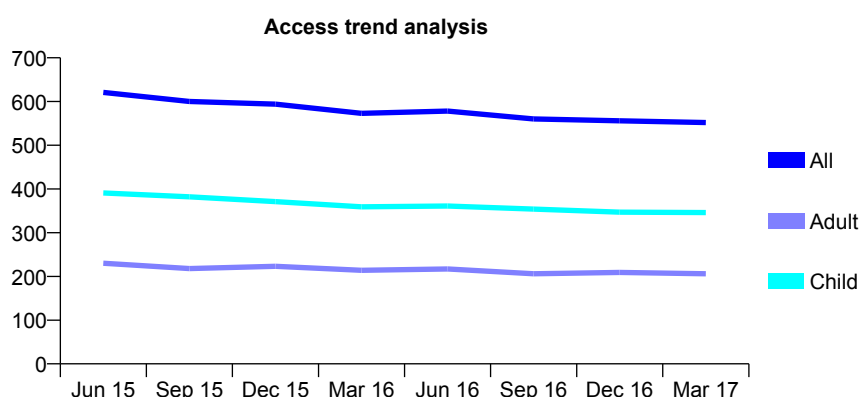
Q69 - Vital Signs At a Glance Contract Report for 741523/0001 - Year end March 2017

Name or company name	MR JE MILLER
Contract type name	GDS Contract
Purpose of contract	General
Contract start date	01/07/2007
Contract end date	

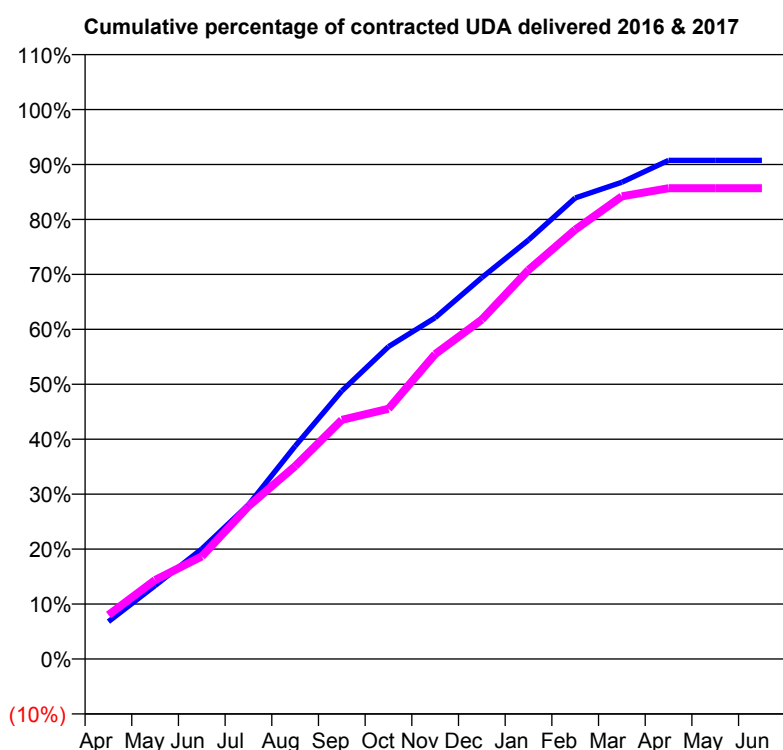
16/17 Contracted general activity (UDA)	950
Carry forward general activity (UDA)	0
16/17 Contracted orthodontic activity (UOA)	0
Carry forward orthodontic activity (UOA)	0
Baseline contract value	£22,464.24

ACCESS*

Patients seen in 24 months	Total	Change since previous quarter
Quarter ending March 2016	573	
Quarter ending June 2016	578	→
Quarter ending September 2016	560	↓
Quarter ending December 2016	556	→
Quarter ending March 2017	552	→
Variance since March 2016	(3.7%)	↓



ACTIVITY



Month	Adjusted Scheduled Activity (UDA)	
	2016	2017
April	65	76
May	127	137
June	190	177
July	267	264
August	368	333
September	463	413
October	540	433
November	590	527
December	659	587
January	724	673
February	797	742
March	824	800
April	862	814
May	862	814
June	862	814

QUALITY

	Quantity	Base Number	Contract	AT	Region	England
% of FP17s for the same patient ID Re-attending within 3 months - Children	19	503	3.8%	11.9%	11.9%	12.3%
% of FP17s for the same patient ID Re-attending within 3 months - Adults	8	166	4.8%	15.7%	16.6%	16.7%
% of FP17s for the same patient ID Re-attending between 3 & 9 months - Children	273	503	54.3%	57.2%	60.2%	57.6%
% of FP17s for the same patient ID Re-attending between 3 & 9 months - Adults	69	166	41.6%	48.2%	51.5%	50.1%
% of FP17s for Band 1 Urgent Courses	29	640	4.5%	9.7%	9.5%	9.1%
% of FP17s Relating to Free Repair or Replacements	1	640	0.2%	0.8%	0.7%	0.8%
% of FP17s Relating to Continuations	0	640	0.0%	0.9%	1.2%	1.2%
% of Patients satisfied with the dentistry they have received	1	2	N/A	93.1%	93.1%	92.8%
% of Patients satisfied with the time they had to wait for an appointment	2	2	N/A	89.9%	88.8%	88.7%

* This is based on patients treated on this contract for their most recent course of treatment. Figures in italics indicate the base number of FP17s or Patient Questionnaire responses are less than 100. N/A is shown where the base number of responses is less than 10 during the period. % is calculated as Quantity/Base number*100

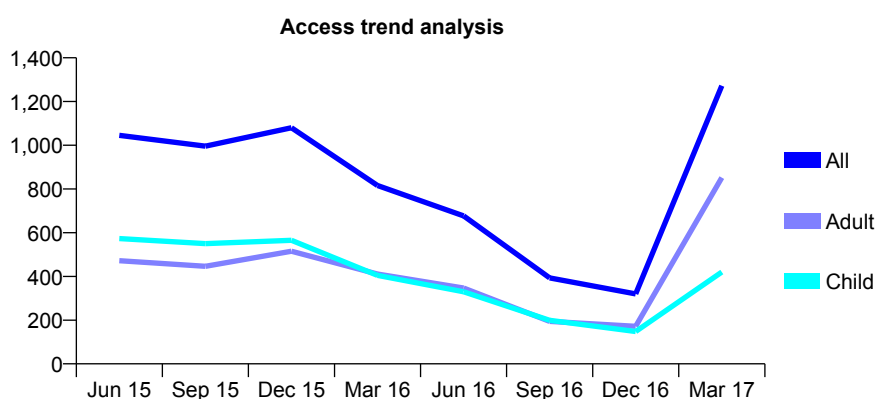
Q69 - Vital Signs At a Glance Contract Report for 746762/0001 - Year end March 2017

Name or company name	MR S BHATIA
Contract type name	GDS Contract
Purpose of contract	General
Contract start date	01/04/2006
Contract end date	

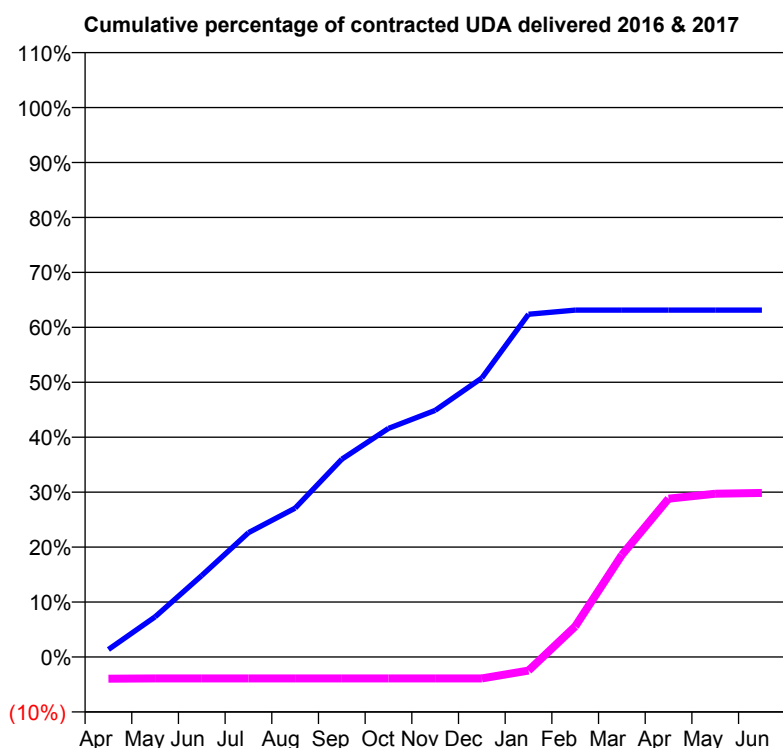
16/17 Contracted general activity (UDA)	6,243
Carry forward general activity (UDA)	247
16/17 Contracted orthodontic activity (UOA)	0
Carry forward orthodontic activity (UOA)	0
Baseline contract value	£154,287.50

ACCESS*

Patients seen in 24 months	Total	Change since previous quarter
Quarter ending March 2016	816	
Quarter ending June 2016	677	↓
Quarter ending September 2016	393	↓
Quarter ending December 2016	320	↓
Quarter ending March 2017	1,272	↑
Variance since March 2016	55.9%	↑



ACTIVITY



Adjusted Scheduled Activity (UDA)		
Month	2016	2017
April	30	-247
May	159	-244
June	323	-244
July	493	-244
August	590	-244
September	784	-244
October	906	-244
November	977	-244
December	1,106	-244
January	1,358	-155
February	1,374	347
March	1,374	1,159
April	1,374	1,800
May	1,374	1,856
June	1,374	1,865

QUALITY

	Quantity	Base Number	Contract	AT	Region	England
% of FP17s for the same patient ID Re-attending within 3 months - Children	3	261	1.1%	11.9%	11.9%	12.3%
% of FP17s for the same patient ID Re-attending within 3 months - Adults	11	629	1.7%	15.7%	16.6%	16.7%
% of FP17s for the same patient ID Re-attending between 3 & 9 months - Children	0	261	0.0%	57.2%	60.2%	57.6%
% of FP17s for the same patient ID Re-attending between 3 & 9 months - Adults	0	629	0.0%	48.2%	51.5%	50.1%
% of FP17s for Band 1 Urgent Courses	59	1,330	4.4%	9.7%	9.5%	9.1%
% of FP17s Relating to Free Repair or Replacements	0	1,330	0.0%	0.8%	0.7%	0.8%
% of FP17s Relating to Continuations	1	1,330	0.1%	0.9%	1.2%	1.2%
% of Patients satisfied with the dentistry they have received	0	0	N/A	93.1%	93.1%	92.8%
% of Patients satisfied with the time they had to wait for an appointment	0	0	N/A	89.9%	88.8%	88.7%

* This is based on patients treated on this contract for their most recent course of treatment. Figures in italics indicate the base number of FP17s or Patient Questionnaire responses are less than 100. N/A is shown where the base number of responses is less than 10 during the period. % is calculated as Quantity/Base number*100

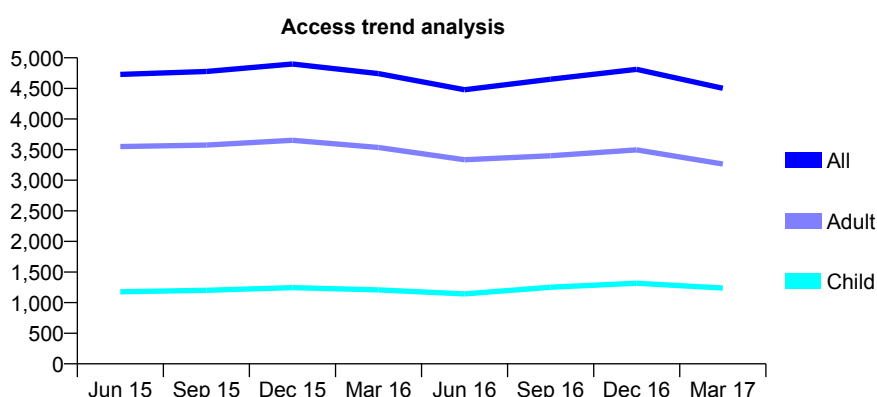
Q69 - Vital Signs At a Glance Contract Report for 746762/0002 - Year end March 2017

Name or company name	MR S BHATIA
Contract type name	GDS Contract
Purpose of contract	General
Contract start date	01/04/2006
Contract end date	

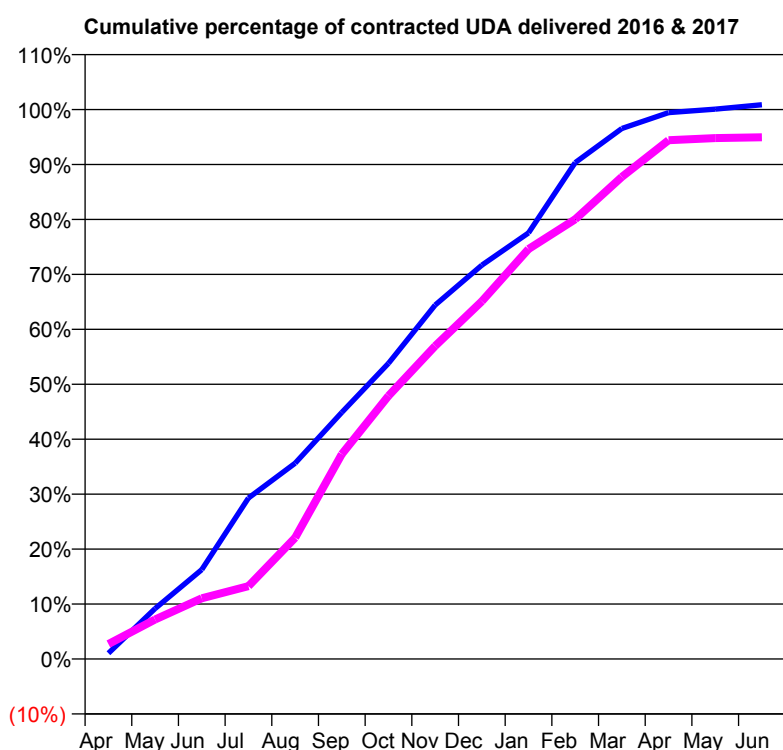
16/17 Contracted general activity (UDA)	8,311
Carry forward general activity (UDA)	-71
16/17 Contracted orthodontic activity (UOA)	0
Carry forward orthodontic activity (UOA)	0
Baseline contract value	£214,101.99

ACCESS*

Patients seen in 24 months	Total	Change since previous quarter
Quarter ending March 2016	4,742	
Quarter ending June 2016	4,478	↓
Quarter ending September 2016	4,650	↑
Quarter ending December 2016	4,812	↑
Quarter ending March 2017	4,503	↓
Variance since March 2016	(5.0%)	↓



ACTIVITY



Adjusted Scheduled Activity (UDA)		
Month	2016	2017
April	87	226
May	763	598
June	1,352	919
July	2,435	1,102
August	2,962	1,834
September	3,729	3,099
October	4,472	3,981
November	5,353	4,735
December	5,957	5,409
January	6,444	6,201
February	7,508	6,651
March	8,024	7,292
April	8,264	7,846
May	8,317	7,879
June	8,382	7,892

QUALITY

	Quantity	Base Number	Contract	AT	Region	England
% of FP17s for the same patient ID Re-attending within 3 months - Children	33	1,185	2.8%	11.9%	11.9%	12.3%
% of FP17s for the same patient ID Re-attending within 3 months - Adults	218	2,799	7.8%	15.7%	16.6%	16.7%
% of FP17s for the same patient ID Re-attending between 3 & 9 months - Children	312	1,185	26.3%	57.2%	60.2%	57.6%
% of FP17s for the same patient ID Re-attending between 3 & 9 months - Adults	632	2,799	22.6%	48.2%	51.5%	50.1%
% of FP17s for Band 1 Urgent Courses	253	4,061	6.2%	9.7%	9.5%	9.1%
% of FP17s Relating to Free Repair or Replacements	27	4,061	0.7%	0.8%	0.7%	0.8%
% of FP17s Relating to Continuations	7	4,061	0.2%	0.9%	1.2%	1.2%
% of Patients satisfied with the dentistry they have received	6	6	N/A	93.1%	93.1%	92.8%
% of Patients satisfied with the time they had to wait for an appointment	6	6	N/A	89.9%	88.8%	88.7%

* This is based on patients treated on this contract for their most recent course of treatment. Figures in italics indicate the base number of FP17s or Patient Questionnaire responses are less than 100. N/A is shown where the base number of responses is less than 10 during the period. % is calculated as Quantity/Base number*100

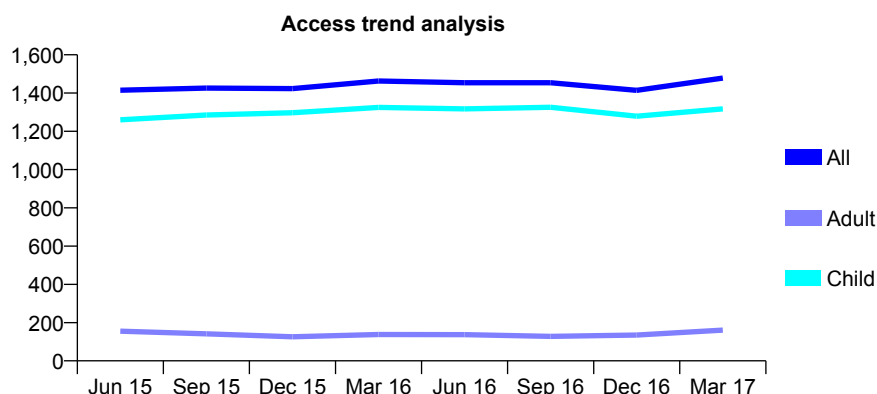
Q69 - Vital Signs At a Glance Contract Report for 749664/0001 - Year end March 2017

Name or company name	MISS BB KANAS
Contract type name	GDS Contract
Purpose of contract	General
Contract start date	01/04/2006
Contract end date	

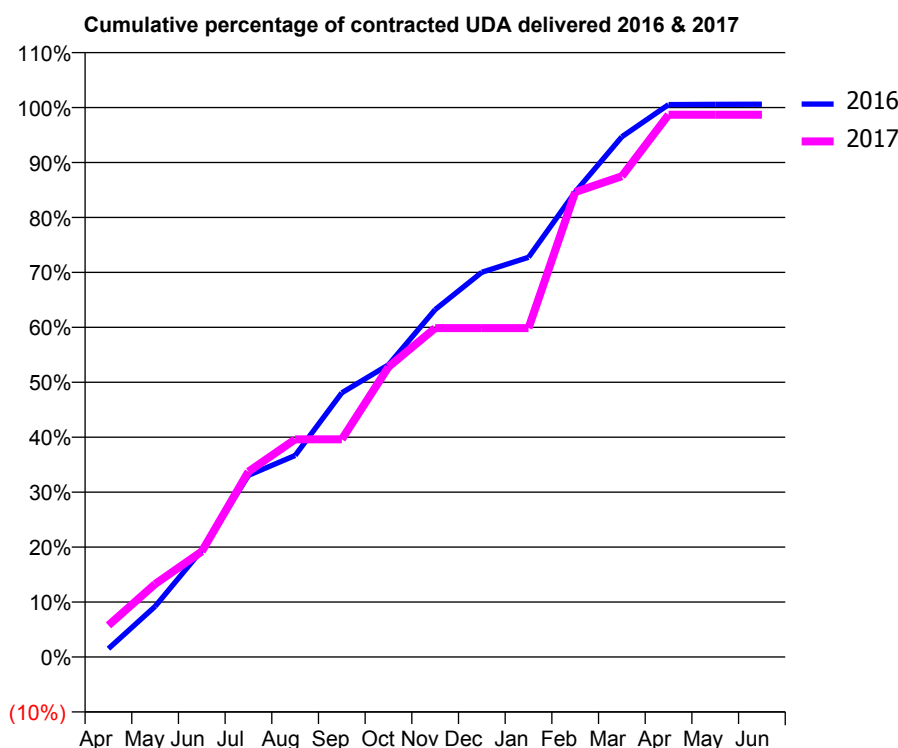
16/17 Contracted general activity (UDA)	2,650
Carry forward general activity (UDA)	-16
16/17 Contracted orthodontic activity (UOA)	0
Carry forward orthodontic activity (UOA)	0
Baseline contract value	£62,656.89

ACCESS*

Patients seen in 24 months	Total	Change since previous quarter
Quarter ending March 2016	1,463	
Quarter ending June 2016	1,454	→
Quarter ending September 2016	1,454	→
Quarter ending December 2016	1,414	↓
Quarter ending March 2017	1,478	↑
Variance since March 2016	1.0%	→



ACTIVITY



Adjusted Scheduled Activity (UDA)		
Month	2016	2017
April	40	153
May	244	352
June	515	509
July	876	894
August	972	1,050
September	1,274	1,050
October	1,409	1,399
November	1,676	1,586
December	1,855	1,586
January	1,928	1,586
February	2,243	2,242
March	2,509	2,318
April	2,664	2,615
May	2,665	2,615
June	2,666	2,615

QUALITY

	Quantity	Base Number	Contract	AT	Region	England
% of FP17s for the same patient ID Re-attending within 3 months - Children	123	1,772	6.9%	11.9%	11.9%	12.3%
% of FP17s for the same patient ID Re-attending within 3 months - Adults	0	51	0.0%	15.7%	16.6%	16.7%
% of FP17s for the same patient ID Re-attending between 3 & 9 months - Children	1,063	1,772	60.0%	57.2%	60.2%	57.6%
% of FP17s for the same patient ID Re-attending between 3 & 9 months - Adults	32	51	62.7%	48.2%	51.5%	50.1%
% of FP17s for Band 1 Urgent Courses	104	1,905	5.5%	9.7%	9.5%	9.1%
% of FP17s Relating to Free Repair or Replacements	0	1,905	0.0%	0.8%	0.7%	0.8%
% of FP17s Relating to Continuations	0	1,905	0.0%	0.9%	1.2%	1.2%
% of Patients satisfied with the dentistry they have received	0	0	N/A	93.1%	93.1%	92.8%
% of Patients satisfied with the time they had to wait for an appointment	0	0	N/A	89.9%	88.8%	88.7%

* This is based on patients treated on this contract for their most recent course of treatment. Figures in italics indicate the base number of FP17s or Patient Questionnaire responses are less than 100. N/A is shown where the base number of responses is less than 10 during the period. % is calculated as Quantity/Base number*100

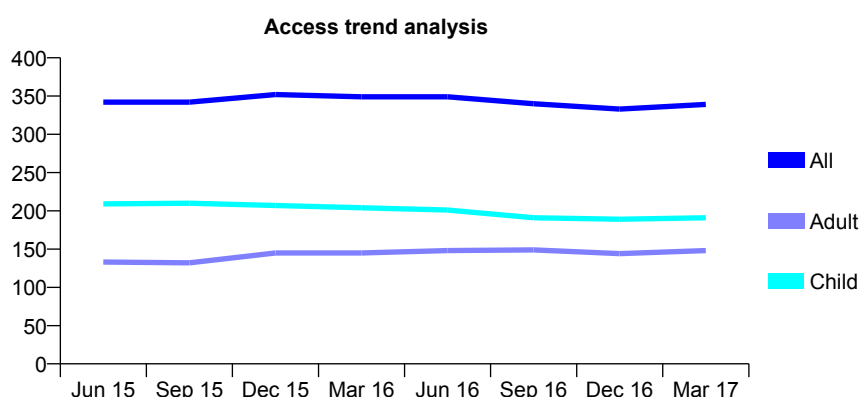
Q69 - Vital Signs At a Glance Contract Report for 754730/0001 - Year end March 2017

Name or company name	MR D SCHOFIELD
Contract type name	GDS Contract
Purpose of contract	General
Contract start date	01/04/2006
Contract end date	

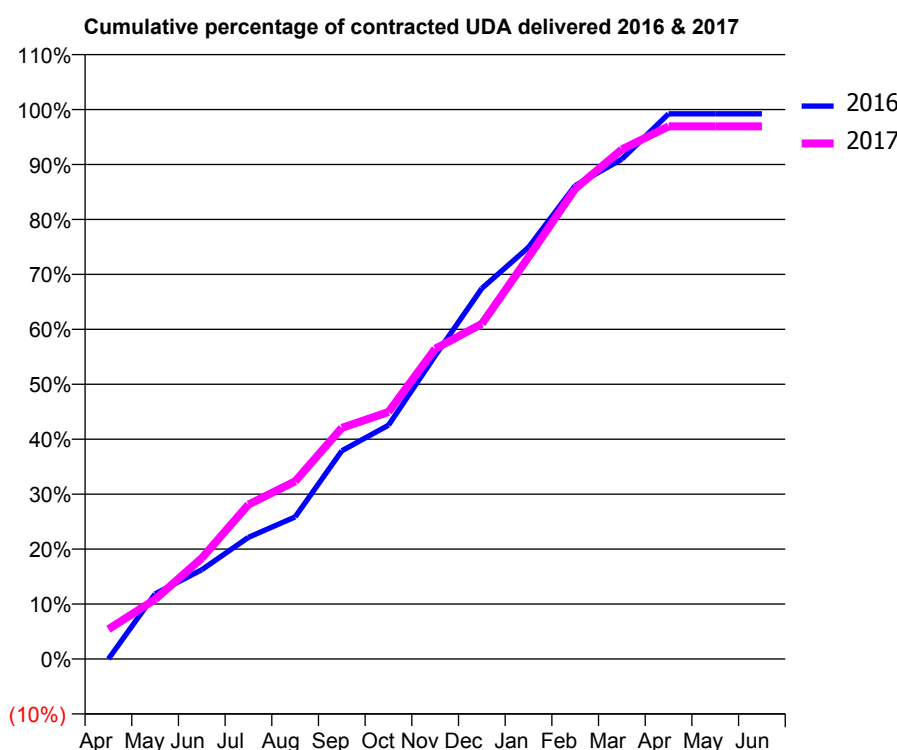
16/17 Contracted general activity (UDA)	645
Carry forward general activity (UDA)	5
16/17 Contracted orthodontic activity (UOA)	0
Carry forward orthodontic activity (UOA)	0
Baseline contract value	£14,446.77

ACCESS*

Patients seen in 24 months	Total	Change since previous quarter
Quarter ending March 2016	349	
Quarter ending June 2016	349	→
Quarter ending September 2016	340	↓
Quarter ending December 2016	333	↓
Quarter ending March 2017	339	→
Variance since March 2016	(2.9%)	↓



ACTIVITY



Month	Adjusted Scheduled Activity (UDA)	
	2016	2017
April	0	35
May	76	70
June	105	118
July	143	181
August	167	209
September	244	271
October	274	290
November	356	364
December	435	393
January	483	472
February	556	552
March	587	598
April	640	625
May	640	625
June	640	625

QUALITY

	Quantity	Base Number	Contract	AT	Region	England
% of FP17s for the same patient ID Re-attending within 3 months - Children	11	337	3.3%	11.9%	11.9%	12.3%
% of FP17s for the same patient ID Re-attending within 3 months - Adults	13	171	7.6%	15.7%	16.6%	16.7%
% of FP17s for the same patient ID Re-attending between 3 & 9 months - Children	265	337	78.6%	57.2%	60.2%	57.6%
% of FP17s for the same patient ID Re-attending between 3 & 9 months - Adults	100	171	58.5%	48.2%	51.5%	50.1%
% of FP17s for Band 1 Urgent Courses	16	483	3.3%	9.7%	9.5%	9.1%
% of FP17s Relating to Free Repair or Replacements	0	483	0.0%	0.8%	0.7%	0.8%
% of FP17s Relating to Continuations	1	483	0.2%	0.9%	1.2%	1.2%
% of Patients satisfied with the dentistry they have received	1	1	N/A	93.1%	93.1%	92.8%
% of Patients satisfied with the time they had to wait for an appointment	1	1	N/A	89.9%	88.8%	88.7%

* This is based on patients treated on this contract for their most recent course of treatment. Figures in italics indicate the base number of FP17s or Patient Questionnaire responses are less than 100. N/A is shown where the base number of responses is less than 10 during the period. % is calculated as Quantity/Base number*100

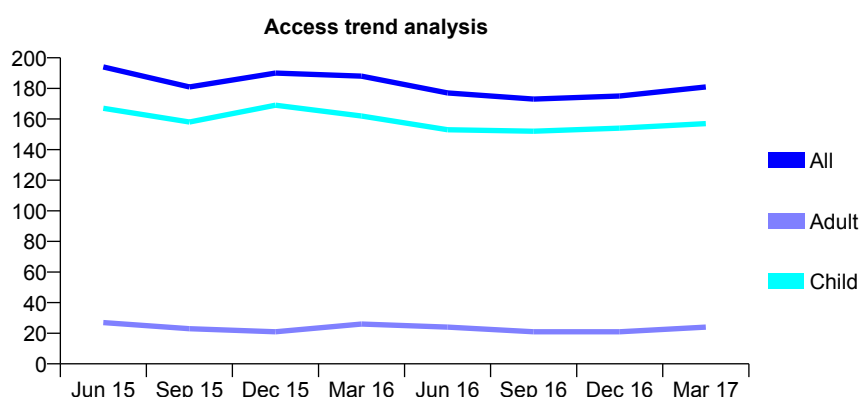
Q69 - Vital Signs At a Glance Contract Report for 762199/0001 - Year end March 2017

Name or company name	MR F MOTTACKI
Contract type name	GDS Contract
Purpose of contract	General
Contract start date	01/04/2006
Contract end date	

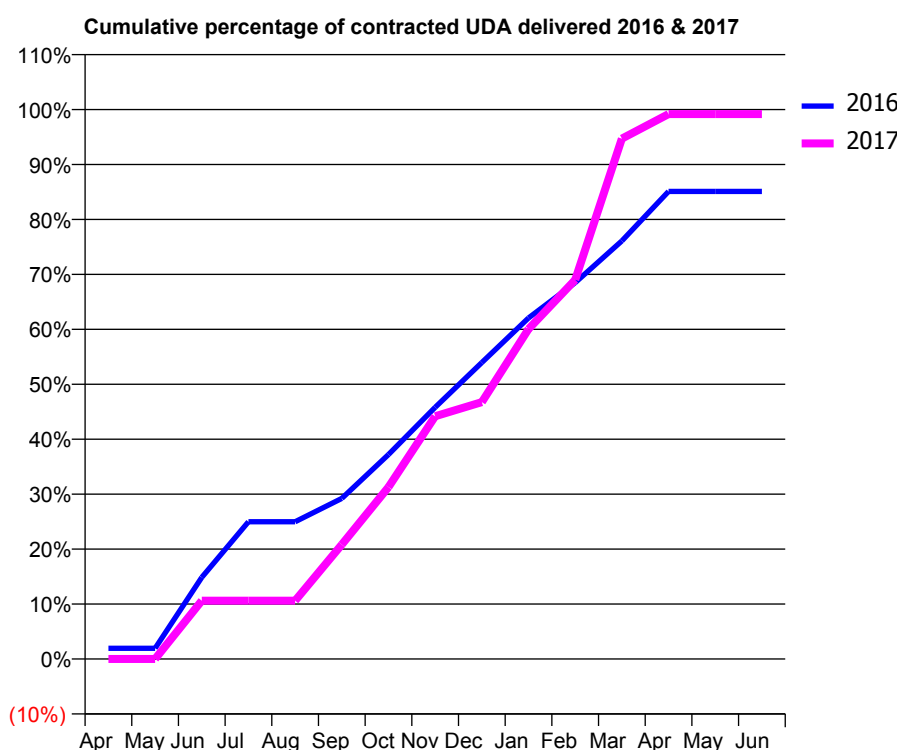
16/17 Contracted general activity (UDA)	358
Carry forward general activity (UDA)	0
16/17 Contracted orthodontic activity (UOA)	0
Carry forward orthodontic activity (UOA)	0
Baseline contract value	£8,586.52

ACCESS*

Patients seen in 24 months	Total	Change since previous quarter
Quarter ending March 2016	188	
Quarter ending June 2016	177	↓
Quarter ending September 2016	173	↓
Quarter ending December 2016	175	→
Quarter ending March 2017	181	↑
Variance since March 2016	(3.7%)	↓



ACTIVITY



Adjusted Scheduled Activity (UDA)		
Month	2016	2017
April	7	0
May	7	0
June	53	38
July	89	38
August	89	38
September	105	75
October	133	112
November	164	158
December	193	167
January	222	215
February	245	247
March	272	339
April	305	355
May	305	355
June	305	355

QUALITY

	Quantity	Base Number	Contract	AT	Region	England
% of FP17s for the same patient ID Re-attending within 3 months - Children	8	171	4.7%	11.9%	11.9%	12.3%
% of FP17s for the same patient ID Re-attending within 3 months - Adults	0	12	0.0%	15.7%	16.6%	16.7%
% of FP17s for the same patient ID Re-attending between 3 & 9 months - Children	73	171	42.7%	57.2%	60.2%	57.6%
% of FP17s for the same patient ID Re-attending between 3 & 9 months - Adults	0	12	0.0%	48.2%	51.5%	50.1%
% of FP17s for Band 1 Urgent Courses	10	178	5.6%	9.7%	9.5%	9.1%
% of FP17s Relating to Free Repair or Replacements	0	178	0.0%	0.8%	0.7%	0.8%
% of FP17s Relating to Continuations	2	178	1.1%	0.9%	1.2%	1.2%
% of Patients satisfied with the dentistry they have received	0	0	N/A	93.1%	93.1%	92.8%
% of Patients satisfied with the time they had to wait for an appointment	0	0	N/A	89.9%	88.8%	88.7%

* This is based on patients treated on this contract for their most recent course of treatment. Figures in italics indicate the base number of FP17s or Patient Questionnaire responses are less than 100. N/A is shown where the base number of responses is less than 10 during the period. % is calculated as Quantity/Base number*100

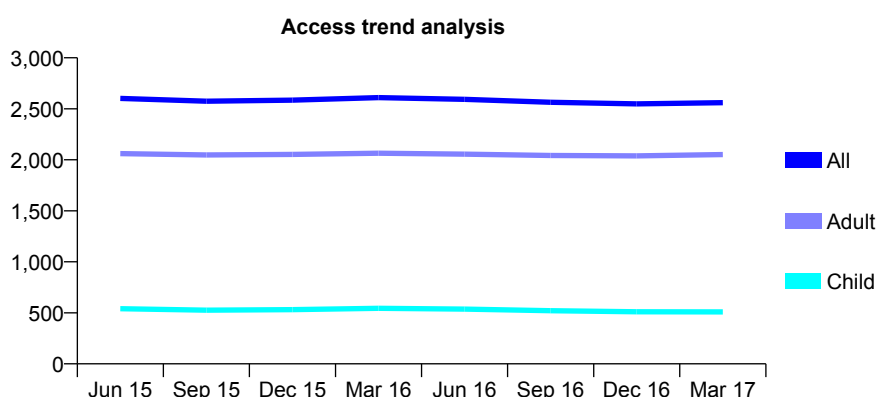
Q69 - Vital Signs At a Glance Contract Report for 762717/0001 - Year end March 2017

Name or company name	MR R PATEL
Contract type name	GDS Contract
Purpose of contract	General
Contract start date	01/04/2007
Contract end date	

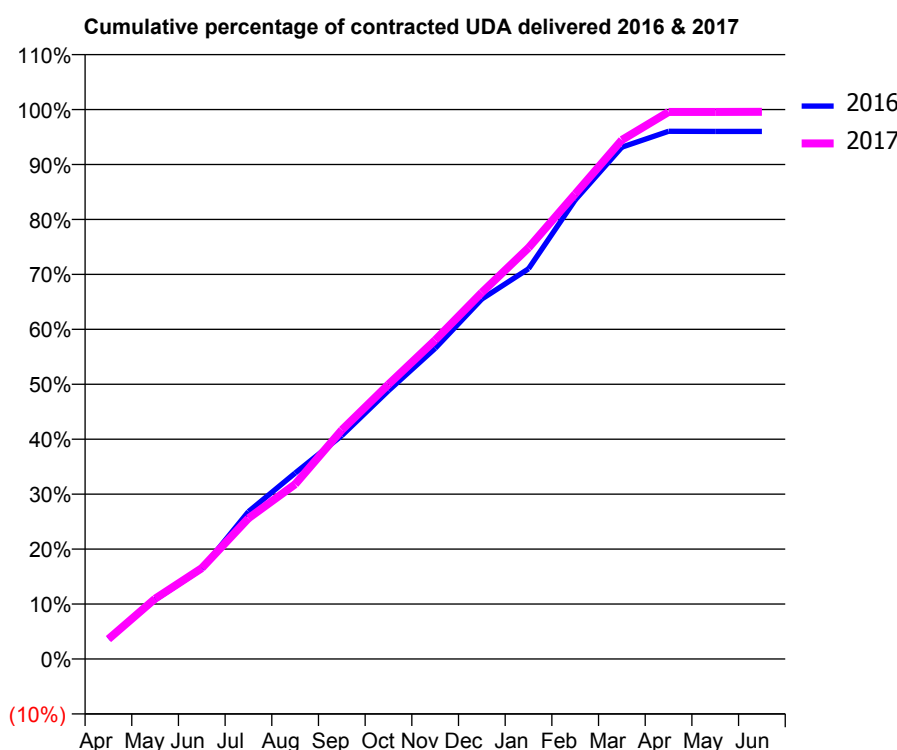
16/17 Contracted general activity (UDA)	7,599
Carry forward general activity (UDA)	0
16/17 Contracted orthodontic activity (UOA)	0
Carry forward orthodontic activity (UOA)	0
Baseline contract value	£165,541.62

ACCESS*

Patients seen in 24 months	Total	Change since previous quarter
Quarter ending March 2016	2,610	
Quarter ending June 2016	2,593	→
Quarter ending September 2016	2,564	↓
Quarter ending December 2016	2,549	→
Quarter ending March 2017	2,560	→
Variance since March 2016	(1.9%)	↓



ACTIVITY



Adjusted Scheduled Activity (UDA)		
Month	2016	2017
April	285	276
May	839	835
June	1,275	1,257
July	2,087	1,946
August	2,632	2,416
September	3,163	3,168
October	3,798	3,799
November	4,396	4,410
December	5,095	5,068
January	5,523	5,686
February	6,498	6,432
March	7,244	7,178
April	7,469	7,565
May	7,468	7,565
June	7,468	7,567

QUALITY

	Quantity	Base Number	Contract	AT	Region	England
% of FP17s for the same patient ID Re-attending within 3 months - Children	61	818	7.5%	11.9%	11.9%	12.3%
% of FP17s for the same patient ID Re-attending within 3 months - Adults	496	3,475	14.3%	15.7%	16.6%	16.7%
% of FP17s for the same patient ID Re-attending between 3 & 9 months - Children	522	818	63.8%	57.2%	60.2%	57.6%
% of FP17s for the same patient ID Re-attending between 3 & 9 months - Adults	2,275	3,475	65.5%	48.2%	51.5%	50.1%
% of FP17s for Band 1 Urgent Courses	274	4,378	6.3%	9.7%	9.5%	9.1%
% of FP17s Relating to Free Repair or Replacements	52	4,378	1.2%	0.8%	0.7%	0.8%
% of FP17s Relating to Continuations	58	4,378	1.3%	0.9%	1.2%	1.2%
% of Patients satisfied with the dentistry they have received	5	6	N/A	93.1%	93.1%	92.8%
% of Patients satisfied with the time they had to wait for an appointment	6	6	N/A	89.9%	88.8%	88.7%

* This is based on patients treated on this contract for their most recent course of treatment. Figures in italics indicate the base number of FP17s or Patient Questionnaire responses are less than 100. N/A is shown where the base number of responses is less than 10 during the period. % is calculated as Quantity/Base number*100

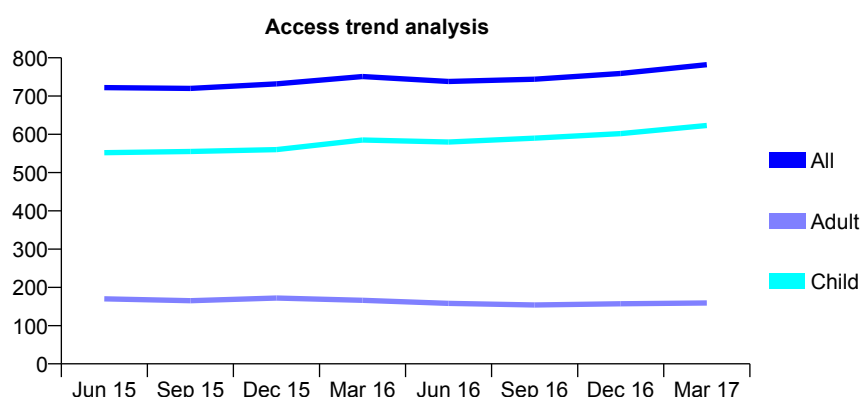
Q69 - Vital Signs At a Glance Contract Report for 766461/0002 - Year end March 2017

Name or company name	MR J MURUGUPPILLAI
Contract type name	GDS Contract
Purpose of contract	General
Contract start date	30/07/2008
Contract end date	

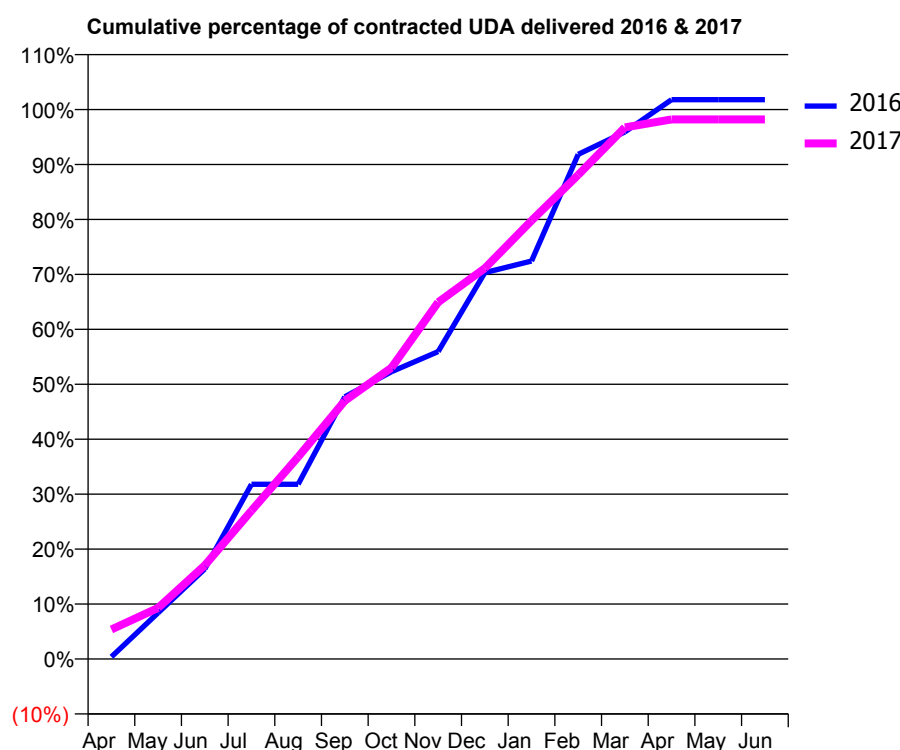
16/17 Contracted general activity (UDA)	1,226
Carry forward general activity (UDA)	-22
16/17 Contracted orthodontic activity (UOA)	0
Carry forward orthodontic activity (UOA)	0
Baseline contract value	£26,368.74

ACCESS*

Patients seen in 24 months	Total	Change since previous quarter
Quarter ending March 2016	751	
Quarter ending June 2016	738	↓
Quarter ending September 2016	744	→
Quarter ending December 2016	759	↑
Quarter ending March 2017	782	↑
Variance since March 2016	4.1%	↑



ACTIVITY



Adjusted Scheduled Activity (UDA)		
Month	2016	2017
April	5	66
May	103	114
June	201	209
July	390	331
August	390	451
September	585	576
October	641	650
November	686	796
December	862	872
January	888	978
February	1,126	1,080
March	1,176	1,186
April	1,248	1,204
May	1,248	1,204
June	1,248	1,204

QUALITY

	Quantity	Base Number	Contract	AT	Region	England
% of FP17s for the same patient ID Re-attending within 3 months - Children	22	898	2.4%	11.9%	11.9%	12.3%
% of FP17s for the same patient ID Re-attending within 3 months - Adults	4	125	3.2%	15.7%	16.6%	16.7%
% of FP17s for the same patient ID Re-attending between 3 & 9 months - Children	534	898	59.5%	57.2%	60.2%	57.6%
% of FP17s for the same patient ID Re-attending between 3 & 9 months - Adults	50	125	40.0%	48.2%	51.5%	50.1%
% of FP17s for Band 1 Urgent Courses	0	985	0.0%	9.7%	9.5%	9.1%
% of FP17s Relating to Free Repair or Replacements	0	985	0.0%	0.8%	0.7%	0.8%
% of FP17s Relating to Continuations	0	985	0.0%	0.9%	1.2%	1.2%
% of Patients satisfied with the dentistry they have received	0	0	N/A	93.1%	93.1%	92.8%
% of Patients satisfied with the time they had to wait for an appointment	0	0	N/A	89.9%	88.8%	88.7%

* This is based on patients treated on this contract for their most recent course of treatment. Figures in italics indicate the base number of FP17s or Patient Questionnaire responses are less than 100. N/A is shown where the base number of responses is less than 10 during the period. % is calculated as Quantity/Base number*100

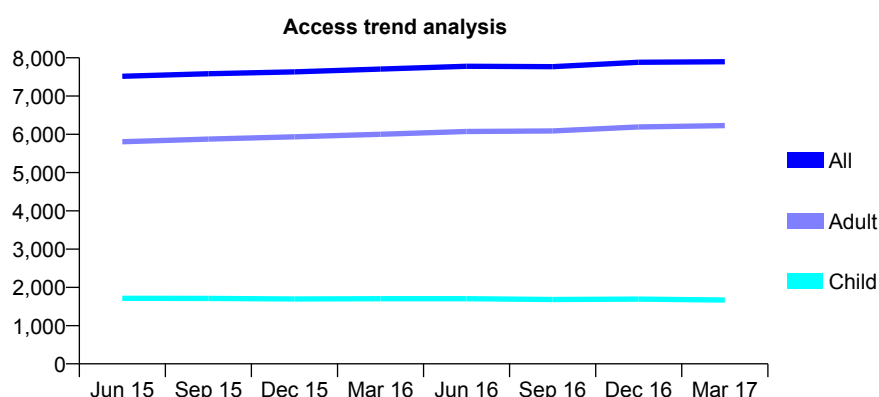
Q69 - Vital Signs At a Glance Contract Report for 767670/0001 - Year end March 2017

Name or company name	MRS K DOULGERIDOU-KOSTOPOULOU
Contract type name	GDS Contract
Purpose of contract	General
Contract start date	01/04/2006
Contract end date	

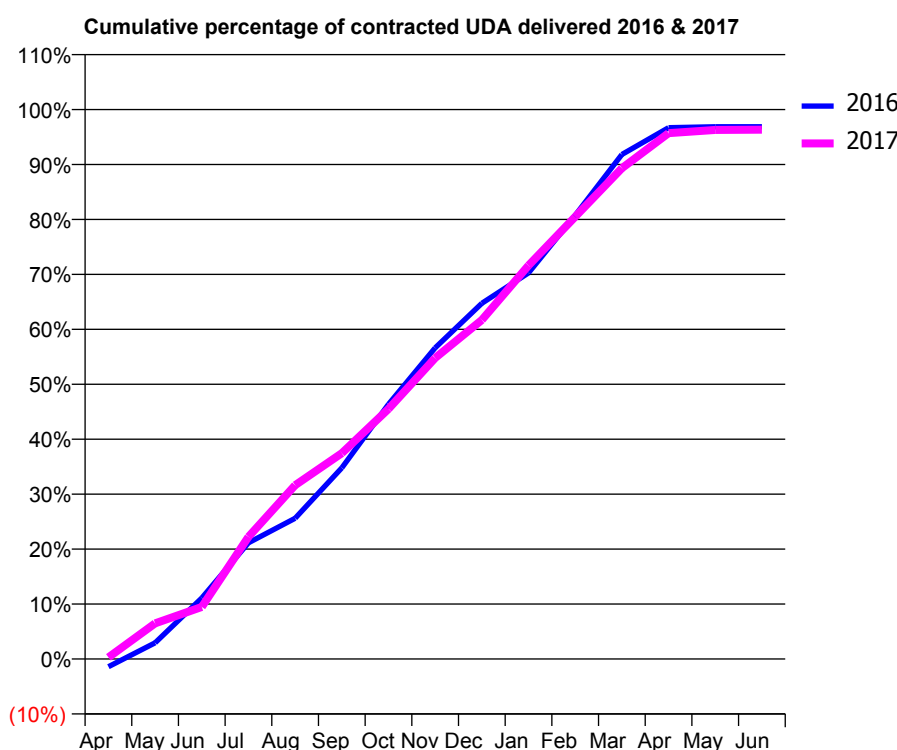
16/17 Contracted general activity (UDA)	24,000
Carry forward general activity (UDA)	756
16/17 Contracted orthodontic activity (UOA)	0
Carry forward orthodontic activity (UOA)	0
Baseline contract value	£519,114.05

ACCESS*

Patients seen in 24 months	Total	Change since previous quarter
Quarter ending March 2016	7,706	
Quarter ending June 2016	7,778	→
Quarter ending September 2016	7,768	→
Quarter ending December 2016	7,883	→
Quarter ending March 2017	7,896	→
Variance since March 2016	2.5%	↑



ACTIVITY



Adjusted Scheduled Activity (UDA)		
Month	2016	2017
April	-339	72
May	710	1,558
June	2,665	2,274
July	5,076	5,341
August	6,149	7,593
September	8,352	8,989
October	11,128	10,925
November	13,588	13,150
December	15,538	14,808
January	16,862	17,193
February	19,380	19,317
March	22,038	21,434
April	23,205	22,967
May	23,244	23,106
June	23,244	23,121

QUALITY

	Quantity	Base Number	Contract	AT	Region	England
% of FP17s for the same patient ID Re-attending within 3 months - Children	133	2,529	5.3%	11.9%	11.9%	12.3%
% of FP17s for the same patient ID Re-attending within 3 months - Adults	1,172	8,524	13.7%	15.7%	16.6%	16.7%
% of FP17s for the same patient ID Re-attending between 3 & 9 months - Children	1,509	2,529	59.7%	57.2%	60.2%	57.6%
% of FP17s for the same patient ID Re-attending between 3 & 9 months - Adults	4,488	8,524	52.7%	48.2%	51.5%	50.1%
% of FP17s for Band 1 Urgent Courses	228	11,274	2.0%	9.7%	9.5%	9.1%
% of FP17s Relating to Free Repair or Replacements	84	11,274	0.7%	0.8%	0.7%	0.8%
% of FP17s Relating to Continuations	195	11,274	1.7%	0.9%	1.2%	1.2%
% of Patients satisfied with the dentistry they have received	21	25	84.0%	93.1%	93.1%	92.8%
% of Patients satisfied with the time they had to wait for an appointment	24	25	96.0%	89.9%	88.8%	88.7%

* This is based on patients treated on this contract for their most recent course of treatment. Figures in italics indicate the base number of FP17s or Patient Questionnaire responses are less than 100. N/A is shown where the base number of responses is less than 10 during the period. % is calculated as Quantity/Base number*100

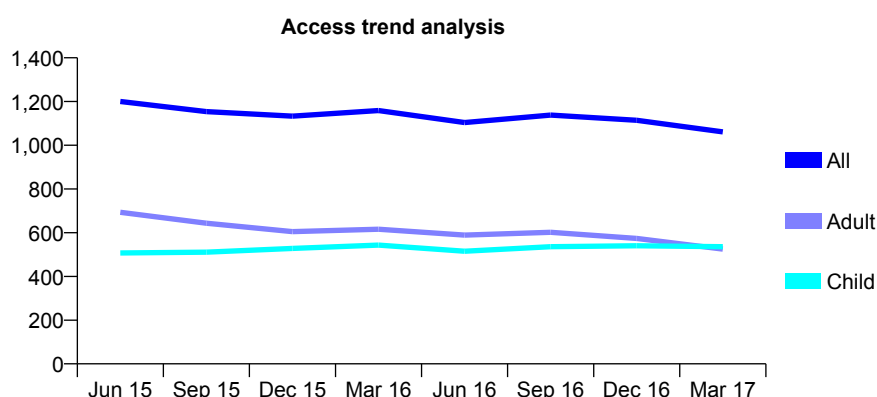
Q69 - Vital Signs At a Glance Contract Report for 768405/0001 - Year end March 2017

Name or company name	MR H SANDHU
Contract type name	GDS Contract
Purpose of contract	General
Contract start date	01/04/2006
Contract end date	

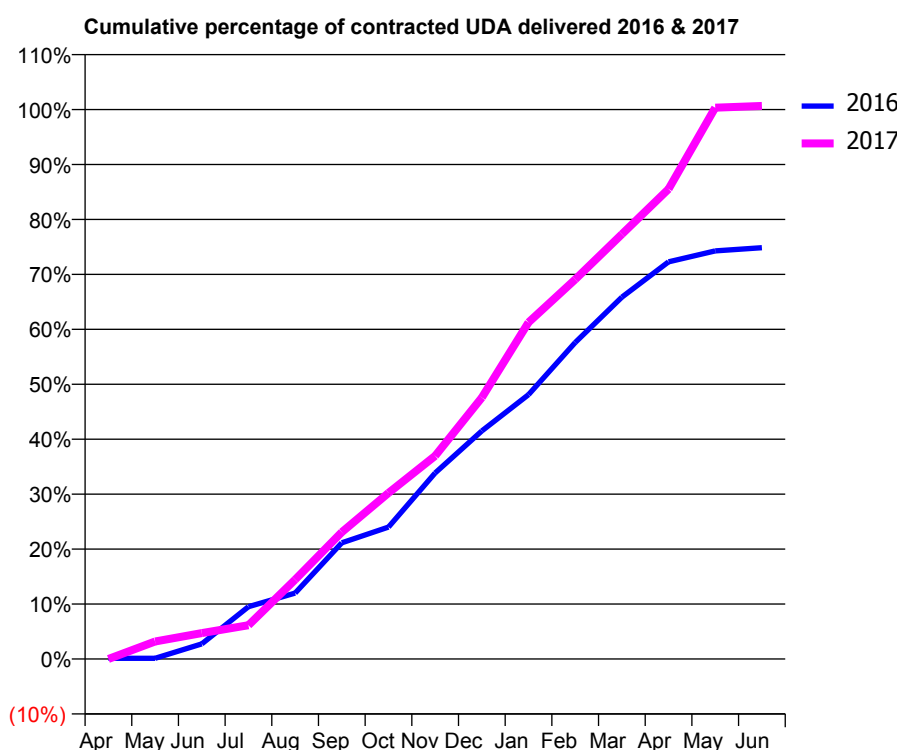
16/17 Contracted general activity (UDA)	3,000
Carry forward general activity (UDA)	0
16/17 Contracted orthodontic activity (UOA)	0
Carry forward orthodontic activity (UOA)	0
Baseline contract value	£63,670.78

ACCESS*

Patients seen in 24 months	Total	Change since previous quarter
Quarter ending March 2016	1,159	
Quarter ending June 2016	1,104	↓
Quarter ending September 2016	1,138	↑
Quarter ending December 2016	1,114	↓
Quarter ending March 2017	1,061	↓
Variance since March 2016	(8.5%)	↓



ACTIVITY



Month	Adjusted Scheduled Activity (UDA)	
	2016	2017
April	4	0
May	4	95
June	82	141
July	286	184
August	360	433
September	635	693
October	720	906
November	1,016	1,109
December	1,245	1,427
January	1,443	1,838
February	1,728	2,072
March	1,976	2,319
April	2,169	2,566
May	2,228	3,010
June	2,246	3,020

QUALITY

	Quantity	Base Number	Contract	AT	Region	England
% of FP17s for the same patient ID Re-attending within 3 months - Children	53	628	8.4%	11.9%	11.9%	12.3%
% of FP17s for the same patient ID Re-attending within 3 months - Adults	78	469	16.6%	15.7%	16.6%	16.7%
% of FP17s for the same patient ID Re-attending between 3 & 9 months - Children	264	628	42.0%	57.2%	60.2%	57.6%
% of FP17s for the same patient ID Re-attending between 3 & 9 months - Adults	112	469	23.9%	48.2%	51.5%	50.1%
% of FP17s for Band 1 Urgent Courses	118	1,202	9.8%	9.7%	9.5%	9.1%
% of FP17s Relating to Free Repair or Replacements	10	1,202	0.8%	0.8%	0.7%	0.8%
% of FP17s Relating to Continuations	13	1,202	1.1%	0.9%	1.2%	1.2%
% of Patients satisfied with the dentistry they have received	0	0	N/A	93.1%	93.1%	92.8%
% of Patients satisfied with the time they had to wait for an appointment	0	0	N/A	89.9%	88.8%	88.7%

* This is based on patients treated on this contract for their most recent course of treatment. Figures in italics indicate the base number of FP17s or Patient Questionnaire responses are less than 100. N/A is shown where the base number of responses is less than 10 during the period. % is calculated as Quantity/Base number*100

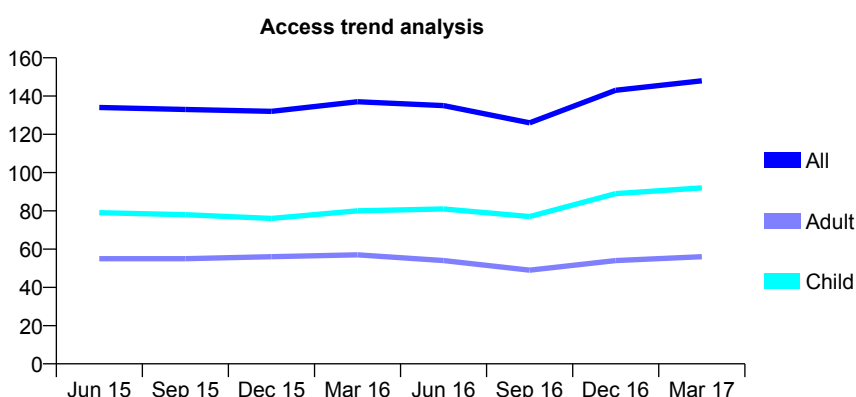
Q69 - Vital Signs At a Glance Contract Report for 768618/0001 - Year end March 2017

Name or company name	MR PS NAGI
Contract type name	GDS Contract
Purpose of contract	General
Contract start date	05/02/2008
Contract end date	

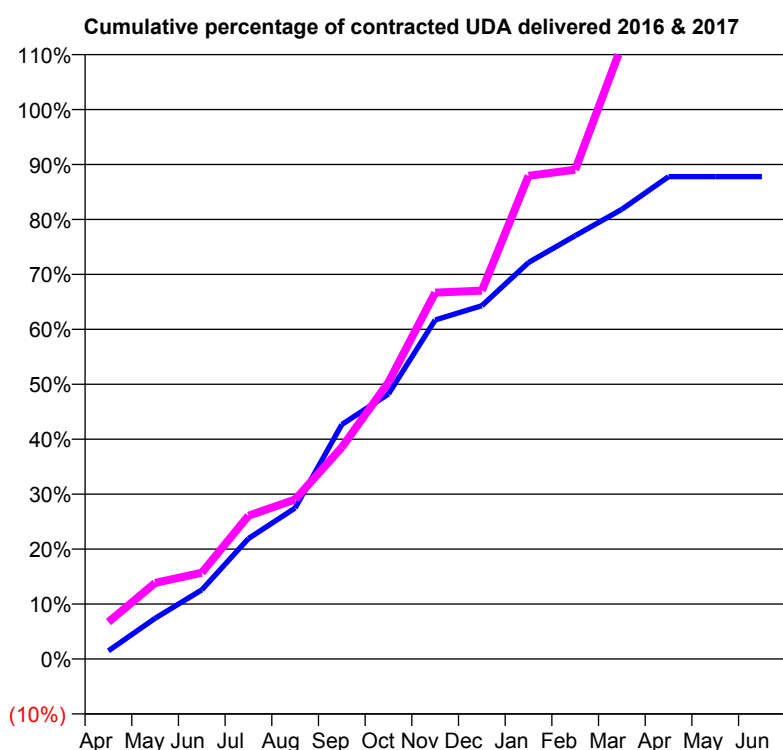
16/17 Contracted general activity (UDA)	270
Carry forward general activity (UDA)	0
16/17 Contracted orthodontic activity (UOA)	0
Carry forward orthodontic activity (UOA)	0
Baseline contract value	£6,385.07

ACCESS*

Patients seen in 24 months	Total	Change since previous quarter
Quarter ending March 2016	137	
Quarter ending June 2016	135	↓
Quarter ending September 2016	126	↓
Quarter ending December 2016	143	↑
Quarter ending March 2017	148	↑
Variance since March 2016	8.0%	↑



ACTIVITY



Adjusted Scheduled Activity (UDA)		
Month	2016	2017
April	4	18
May	20	37
June	34	42
July	59	70
August	74	78
September	115	104
October	130	136
November	167	180
December	174	181
January	195	237
February	208	240
March	221	301
April	237	324
May	237	332
June	237	334

QUALITY

	Quantity	Base Number	Contract	AT	Region	England
% of FP17s for the same patient ID Re-attending within 3 months - Children	12	136	8.8%	11.9%	11.9%	12.3%
% of FP17s for the same patient ID Re-attending within 3 months - Adults	3	53	5.7%	15.7%	16.6%	16.7%
% of FP17s for the same patient ID Re-attending between 3 & 9 months - Children	60	136	44.1%	57.2%	60.2%	57.6%
% of FP17s for the same patient ID Re-attending between 3 & 9 months - Adults	21	53	39.6%	48.2%	51.5%	50.1%
% of FP17s for Band 1 Urgent Courses	9	195	4.6%	9.7%	9.5%	9.1%
% of FP17s Relating to Free Repair or Replacements	2	195	1.0%	0.8%	0.7%	0.8%
% of FP17s Relating to Continuations	1	195	0.5%	0.9%	1.2%	1.2%
% of Patients satisfied with the dentistry they have received	0	0	N/A	93.1%	93.1%	92.8%
% of Patients satisfied with the time they had to wait for an appointment	0	0	N/A	89.9%	88.8%	88.7%

* This is based on patients treated on this contract for their most recent course of treatment. Figures in italics indicate the base number of FP17s or Patient Questionnaire responses are less than 100. N/A is shown where the base number of responses is less than 10 during the period. % is calculated as Quantity/Base number*100

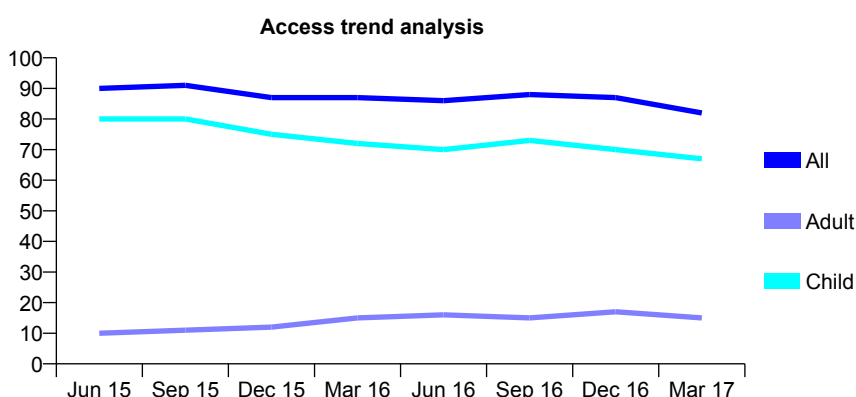
Q69 - Vital Signs At a Glance Contract Report for 768766/0001 - Year end March 2017

Name or company name	MR S PATEL
Contract type name	GDS Contract
Purpose of contract	General
Contract start date	01/07/2006
Contract end date	

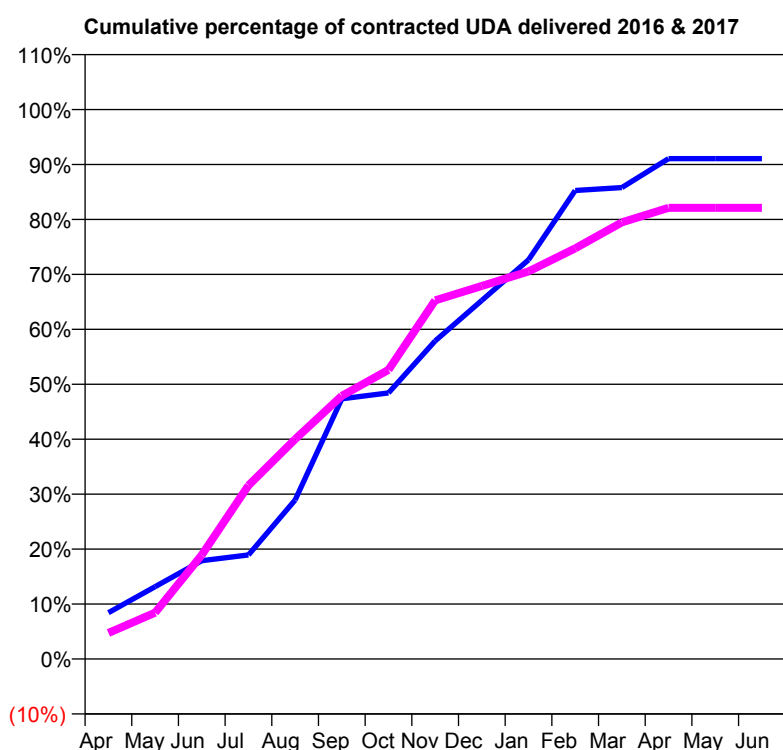
16/17 Contracted general activity (UDA)	190
Carry forward general activity (UDA)	0
16/17 Contracted orthodontic activity (UOA)	0
Carry forward orthodontic activity (UOA)	0
Baseline contract value	£4,492.43

ACCESS*

Patients seen in 24 months	Total	Change since previous quarter
Quarter ending March 2016	87	
Quarter ending June 2016	86	↓
Quarter ending September 2016	88	↑
Quarter ending December 2016	87	↓
Quarter ending March 2017	82	↓
Variance since March 2016	(5.7%)	↓



ACTIVITY



Adjusted Scheduled Activity (UDA)		
Month	2016	2017
April	16	9
May	25	16
June	34	36
July	36	60
August	55	76
September	90	91
October	92	100
November	110	124
December	124	129
January	138	134
February	162	142
March	163	151
April	173	156
May	173	156
June	173	156

QUALITY

	Quantity	Base Number	Contract	AT	Region	England
% of FP17s for the same patient ID Re-attending within 3 months - Children	7	110	6.4%	11.9%	11.9%	12.3%
% of FP17s for the same patient ID Re-attending within 3 months - Adults	0	8	0.0%	15.7%	16.6%	16.7%
% of FP17s for the same patient ID Re-attending between 3 & 9 months - Children	58	110	52.7%	57.2%	60.2%	57.6%
% of FP17s for the same patient ID Re-attending between 3 & 9 months - Adults	6	8	75.0%	48.2%	51.5%	50.1%
% of FP17s for Band 1 Urgent Courses	0	112	0.0%	9.7%	9.5%	9.1%
% of FP17s Relating to Free Repair or Replacements	0	112	0.0%	0.8%	0.7%	0.8%
% of FP17s Relating to Continuations	0	112	0.0%	0.9%	1.2%	1.2%
% of Patients satisfied with the dentistry they have received	0	0	N/A	93.1%	93.1%	92.8%
% of Patients satisfied with the time they had to wait for an appointment	0	0	N/A	89.9%	88.8%	88.7%

* This is based on patients treated on this contract for their most recent course of treatment. Figures in italics indicate the base number of FP17s or Patient Questionnaire responses are less than 100. N/A is shown where the base number of responses is less than 10 during the period. % is calculated as Quantity/Base number*100

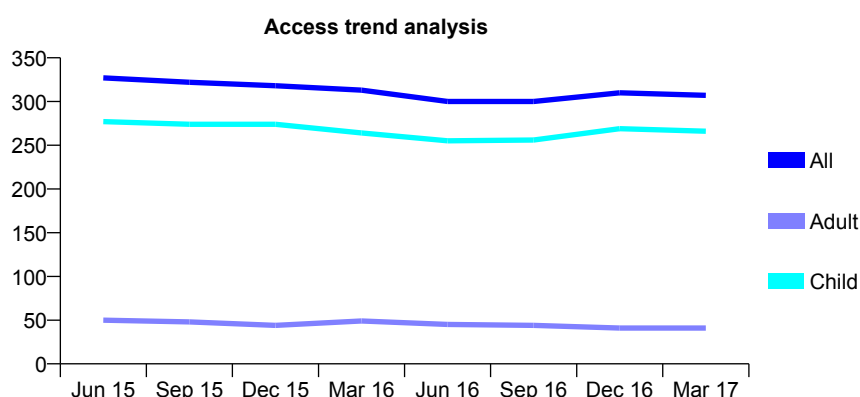
Q69 - Vital Signs At a Glance Contract Report for 772909/0001 - Year end March 2017

Name or company name	MR JS JUGDEV
Contract type name	GDS Contract
Purpose of contract	General
Contract start date	01/02/2008
Contract end date	

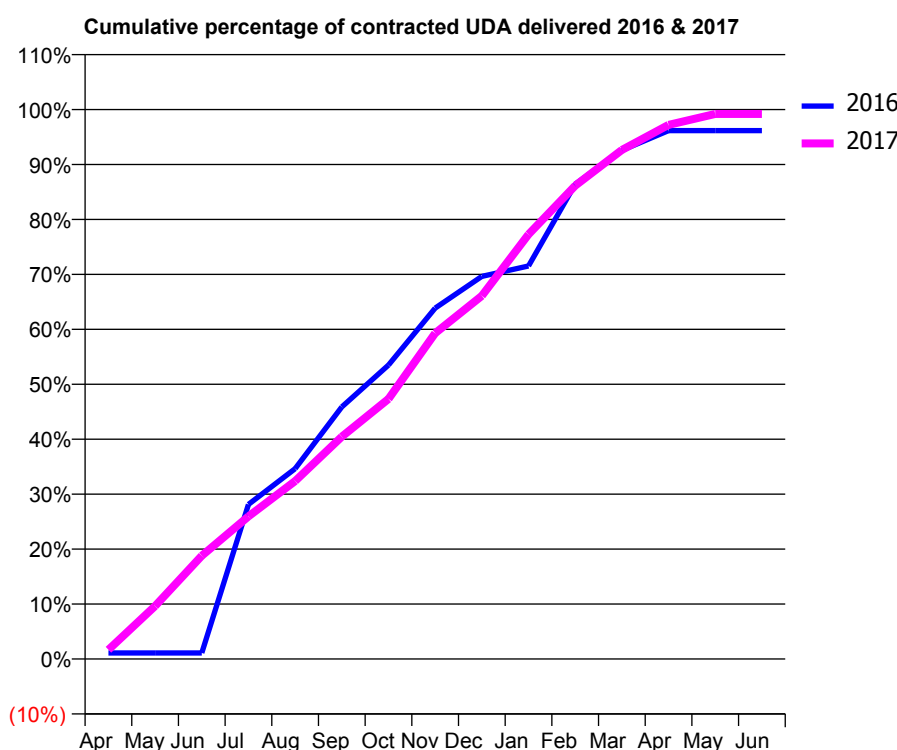
16/17 Contracted general activity (UDA)	649
Carry forward general activity (UDA)	25
16/17 Contracted orthodontic activity (UOA)	0
Carry forward orthodontic activity (UOA)	0
Baseline contract value	£15,148.84

ACCESS*

Patients seen in 24 months	Total	Change since previous quarter
Quarter ending March 2016	313	
Quarter ending June 2016	300	↓
Quarter ending September 2016	300	→
Quarter ending December 2016	310	↑
Quarter ending March 2017	307	→
Variance since March 2016	(1.9%)	↓



ACTIVITY



Month	Adjusted Scheduled Activity (UDA)	
	2016	2017
April	7	11
May	7	63
June	7	122
July	183	168
August	225	210
September	298	263
October	347	307
November	414	385
December	452	429
January	464	502
February	561	559
March	601	601
April	624	631
May	624	644
June	624	644

QUALITY

	Quantity	Base Number	Contract	AT	Region	England
% of FP17s for the same patient ID Re-attending within 3 months - Children	37	452	8.2%	11.9%	11.9%	12.3%
% of FP17s for the same patient ID Re-attending within 3 months - Adults	1	30	3.3%	15.7%	16.6%	16.7%
% of FP17s for the same patient ID Re-attending between 3 & 9 months - Children	318	452	70.4%	57.2%	60.2%	57.6%
% of FP17s for the same patient ID Re-attending between 3 & 9 months - Adults	22	30	73.3%	48.2%	51.5%	50.1%
% of FP17s for Band 1 Urgent Courses	29	497	5.8%	9.7%	9.5%	9.1%
% of FP17s Relating to Free Repair or Replacements	0	497	0.0%	0.8%	0.7%	0.8%
% of FP17s Relating to Continuations	0	497	0.0%	0.9%	1.2%	1.2%
% of Patients satisfied with the dentistry they have received	0	0	N/A	93.1%	93.1%	92.8%
% of Patients satisfied with the time they had to wait for an appointment	0	0	N/A	89.9%	88.8%	88.7%

* This is based on patients treated on this contract for their most recent course of treatment. Figures in italics indicate the base number of FP17s or Patient Questionnaire responses are less than 100. N/A is shown where the base number of responses is less than 10 during the period. % is calculated as Quantity/Base number*100

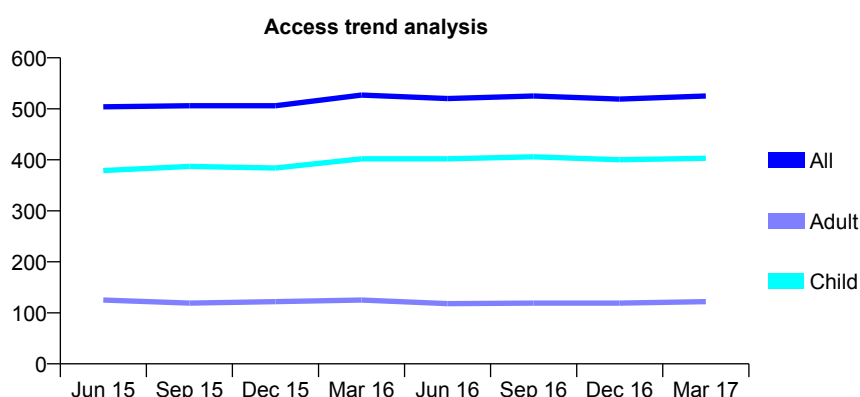
Q69 - Vital Signs At a Glance Contract Report for 783463/0001 - Year end March 2017

Name or company name	MR SP DAHLMAN
Contract type name	GDS Contract
Purpose of contract	General
Contract start date	01/04/2006
Contract end date	

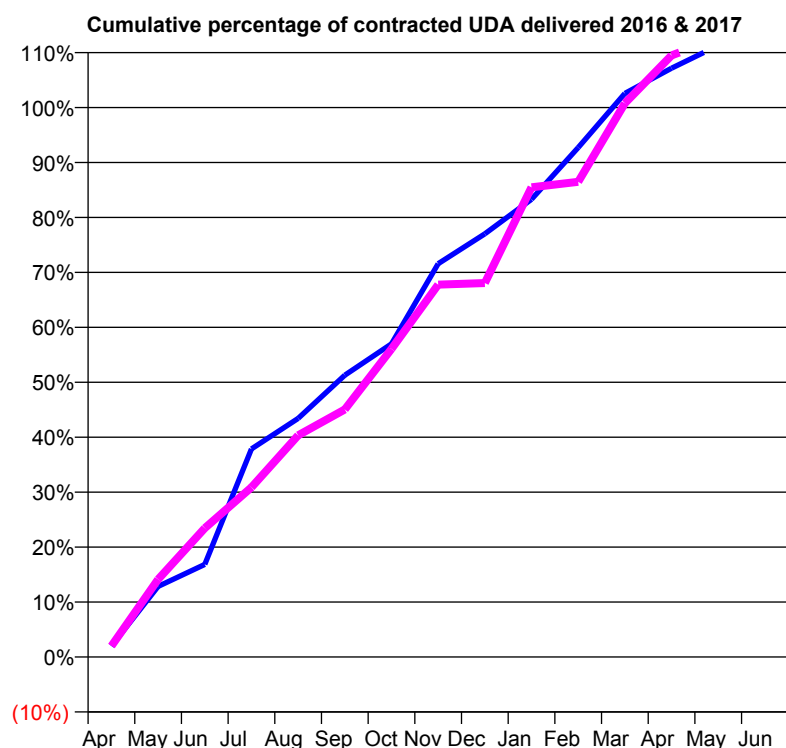
16/17 Contracted general activity (UDA)	700
Carry forward general activity (UDA)	-14
16/17 Contracted orthodontic activity (UOA)	0
Carry forward orthodontic activity (UOA)	0
Baseline contract value	£16,551.04

ACCESS*

Patients seen in 24 months	Total	Change since previous quarter
Quarter ending March 2016	527	
Quarter ending June 2016	520	↓
Quarter ending September 2016	525	→
Quarter ending December 2016	519	↓
Quarter ending March 2017	525	→
Variance since March 2016	(0.4%)	→



ACTIVITY



Month	Adjusted Scheduled Activity (UDA)	
	2016	2017
April	14	14
May	90	99
June	118	164
July	265	216
August	304	282
September	359	315
October	399	392
November	501	474
December	539	476
January	583	598
February	649	605
March	718	705
April	750	766
May	779	788
June	779	788

QUALITY

	Quantity	Base Number	Contract	AT	Region	England
% of FP17s for the same patient ID Re-attending within 3 months - Children	14	514	2.7%	11.9%	11.9%	12.3%
% of FP17s for the same patient ID Re-attending within 3 months - Adults	5	71	7.0%	15.7%	16.6%	16.7%
% of FP17s for the same patient ID Re-attending between 3 & 9 months - Children	257	514	50.0%	57.2%	60.2%	57.6%
% of FP17s for the same patient ID Re-attending between 3 & 9 months - Adults	14	71	19.7%	48.2%	51.5%	50.1%
% of FP17s for Band 1 Urgent Courses	2	582	0.3%	9.7%	9.5%	9.1%
% of FP17s Relating to Free Repair or Replacements	2	582	0.3%	0.8%	0.7%	0.8%
% of FP17s Relating to Continuations	2	582	0.3%	0.9%	1.2%	1.2%
% of Patients satisfied with the dentistry they have received	1	2	N/A	93.1%	93.1%	92.8%
% of Patients satisfied with the time they had to wait for an appointment	2	2	N/A	89.9%	88.8%	88.7%

* This is based on patients treated on this contract for their most recent course of treatment. Figures in italics indicate the base number of FP17s or Patient Questionnaire responses are less than 100. N/A is shown where the base number of responses is less than 10 during the period. % is calculated as Quantity/Base number*100

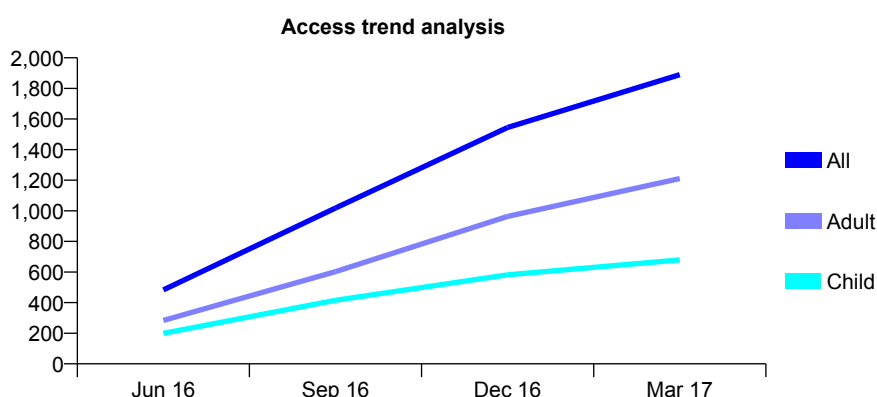
Q69 - Vital Signs At a Glance Contract Report for 788236/0001 - Year end March 2017

Name or company name	MR N SHAH
Contract type name	GDS Contract
Purpose of contract	General
Contract start date	01/11/2015
Contract end date	

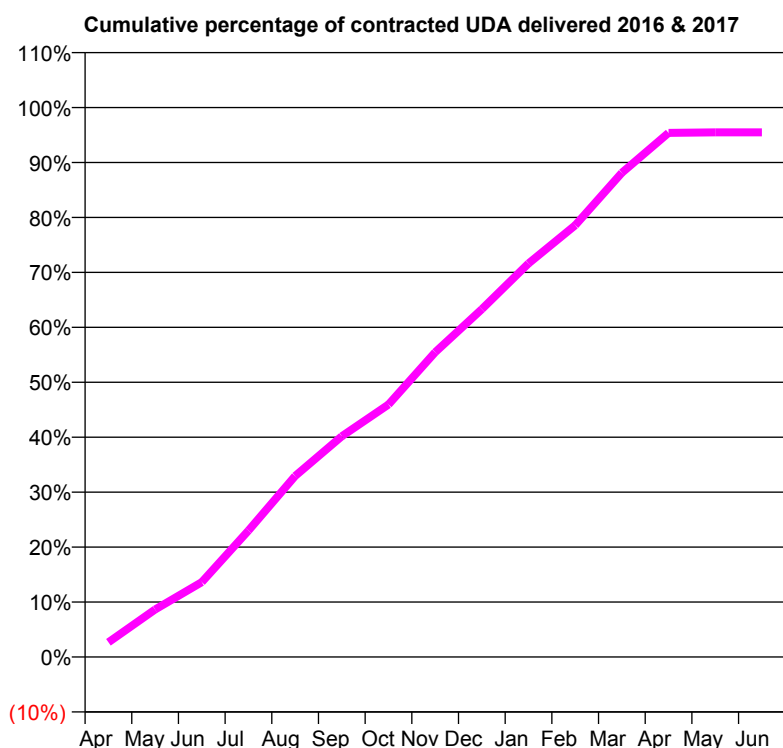
16/17 Contracted general activity (UDA)	6,468
Carry forward general activity (UDA)	-127
16/17 Contracted orthodontic activity (UOA)	0
Carry forward orthodontic activity (UOA)	0
Baseline contract value	£140,752.85

ACCESS*

Patients seen in 24 months	Total	Change since previous quarter
Quarter ending March 2016	0	
Quarter ending June 2016	483	↑
Quarter ending September 2016	1,018	↑
Quarter ending December 2016	1,545	↑
Quarter ending March 2017	1,890	↑
Variance since March 2016	N/A	



ACTIVITY



Adjusted Scheduled Activity (UDA)		
Month	2016	2017
April	0	173
May	0	560
June	0	882
July	0	1,489
August	0	2,130
September	0	2,599
October	0	2,972
November	0	3,588
December	0	4,095
January	0	4,633
February	0	5,081
March	0	5,701
April	0	6,169
May	0	6,175
June	0	6,175

QUALITY

	Quantity	Base Number	Contract	AT	Region	England
% of FP17s for the same patient ID Re-attending within 3 months - Children	103	1,060	9.7%	11.9%	11.9%	12.3%
% of FP17s for the same patient ID Re-attending within 3 months - Adults	329	1,840	17.9%	15.7%	16.6%	16.7%
% of FP17s for the same patient ID Re-attending between 3 & 9 months - Children	211	1,060	19.9%	57.2%	60.2%	57.6%
% of FP17s for the same patient ID Re-attending between 3 & 9 months - Adults	257	1,840	14.0%	48.2%	51.5%	50.1%
% of FP17s for Band 1 Urgent Courses	487	3,082	15.8%	9.7%	9.5%	9.1%
% of FP17s Relating to Free Repair or Replacements	8	3,082	0.3%	0.8%	0.7%	0.8%
% of FP17s Relating to Continuations	23	3,082	0.7%	0.9%	1.2%	1.2%
% of Patients satisfied with the dentistry they have received	6	7	N/A	93.1%	93.1%	92.8%
% of Patients satisfied with the time they had to wait for an appointment	6	7	N/A	89.9%	88.8%	88.7%

* This is based on patients treated on this contract for their most recent course of treatment. Figures in italics indicate the base number of FP17s or Patient Questionnaire responses are less than 100. N/A is shown where the base number of responses is less than 10 during the period. % is calculated as Quantity/Base number*100

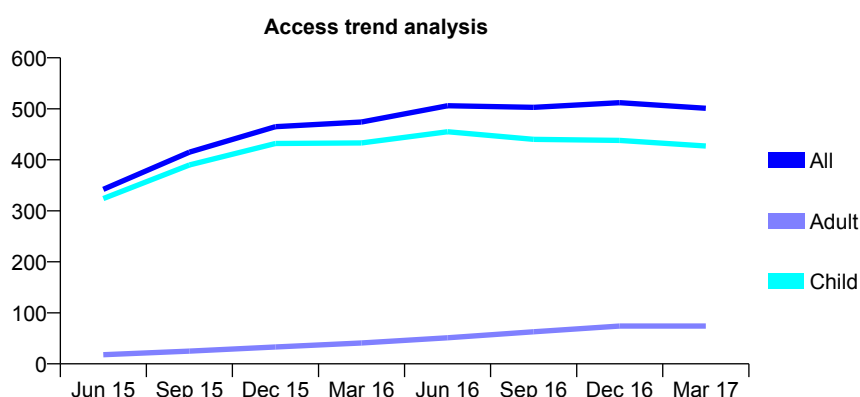
Q69 - Vital Signs At a Glance Contract Report for 789224/0001 - Year end March 2017

Name or company name	MR SM MUGHAL
Contract type name	GDS Contract
Purpose of contract	General
Contract start date	01/01/2015
Contract end date	

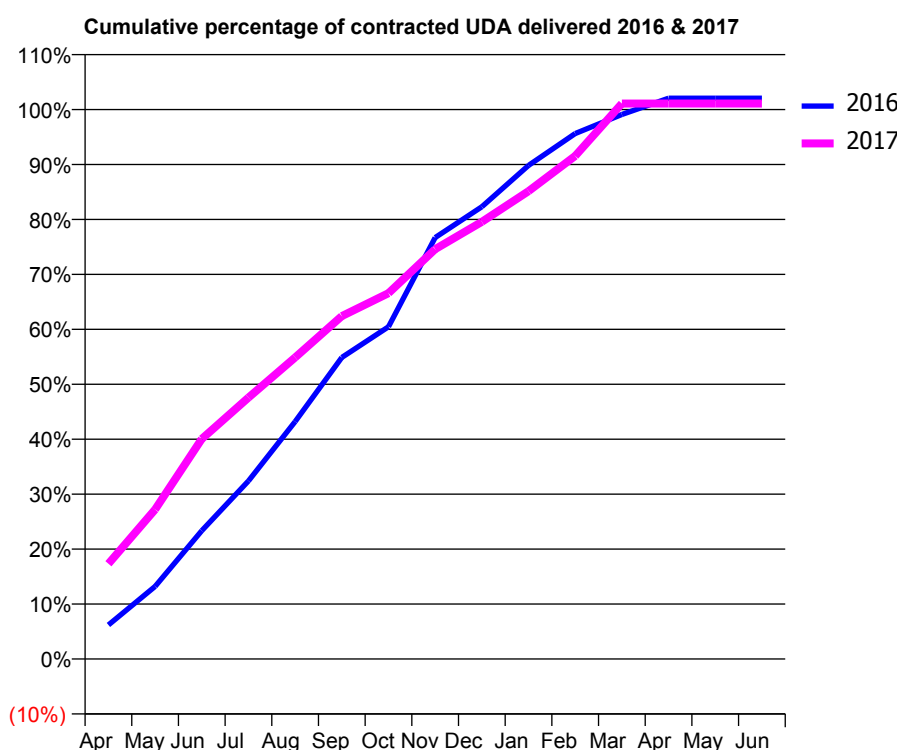
16/17 Contracted general activity (UDA)	986
Carry forward general activity (UDA)	-20
16/17 Contracted orthodontic activity (UOA)	0
Carry forward orthodontic activity (UOA)	0
Baseline contract value	£21,357.14

ACCESS*

Patients seen in 24 months	Total	Change since previous quarter
Quarter ending March 2016	474	
Quarter ending June 2016	506	↑
Quarter ending September 2016	503	→
Quarter ending December 2016	512	→
Quarter ending March 2017	501	↓
Variance since March 2016	5.7%	↑



ACTIVITY



Month	Adjusted Scheduled Activity (UDA)	
	2016	2017
April	61	171
May	130	268
June	230	395
July	320	469
August	426	541
September	541	615
October	596	656
November	756	735
December	811	784
January	886	839
February	943	903
March	977	997
April	1,006	997
May	1,006	997
June	1,006	997

QUALITY

	Quantity	Base Number	Contract	AT	Region	England
% of FP17s for the same patient ID Re-attending within 3 months - Children	40	756	5.3%	11.9%	11.9%	12.3%
% of FP17s for the same patient ID Re-attending within 3 months - Adults	1	30	3.3%	15.7%	16.6%	16.7%
% of FP17s for the same patient ID Re-attending between 3 & 9 months - Children	505	756	66.8%	57.2%	60.2%	57.6%
% of FP17s for the same patient ID Re-attending between 3 & 9 months - Adults	23	30	76.7%	48.2%	51.5%	50.1%
% of FP17s for Band 1 Urgent Courses	8	763	1.0%	9.7%	9.5%	9.1%
% of FP17s Relating to Free Repair or Replacements	0	763	0.0%	0.8%	0.7%	0.8%
% of FP17s Relating to Continuations	0	763	0.0%	0.9%	1.2%	1.2%
% of Patients satisfied with the dentistry they have received	1	1	N/A	93.1%	93.1%	92.8%
% of Patients satisfied with the time they had to wait for an appointment	0	1	N/A	89.9%	88.8%	88.7%

* This is based on patients treated on this contract for their most recent course of treatment. Figures in italics indicate the base number of FP17s or Patient Questionnaire responses are less than 100. N/A is shown where the base number of responses is less than 10 during the period. % is calculated as Quantity/Base number*100

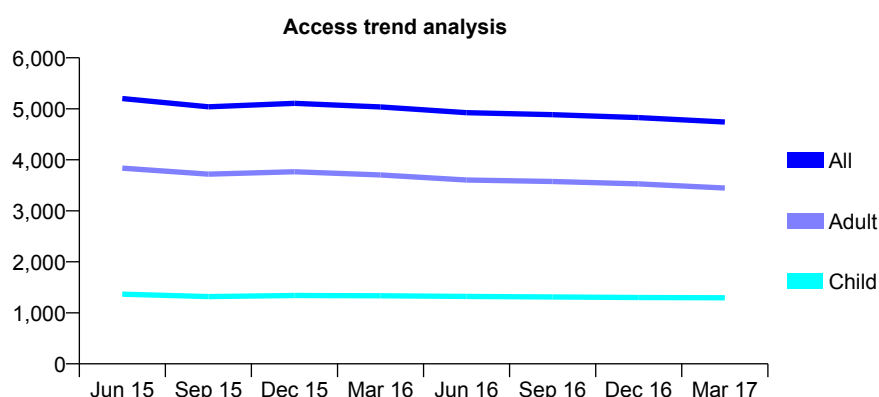
Q69 - Vital Signs At a Glance Contract Report for 789429/0001 - Year end March 2017

Name or company name	MRS A SIDHU
Contract type name	GDS Contract
Purpose of contract	General
Contract start date	01/06/2009
Contract end date	

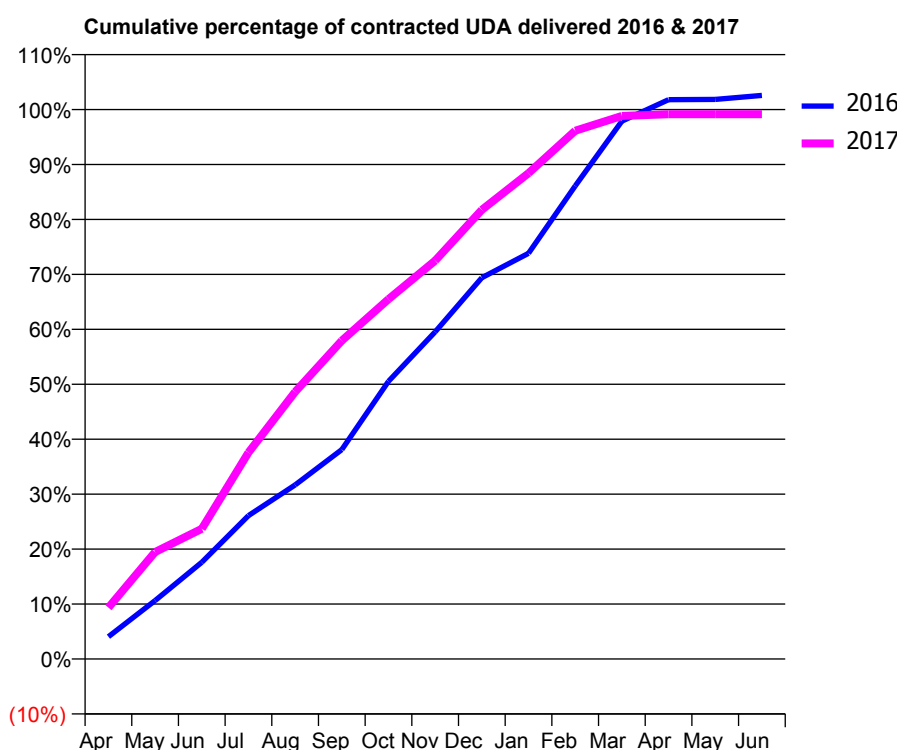
16/17 Contracted general activity (UDA)	14,560
Carry forward general activity (UDA)	-293
16/17 Contracted orthodontic activity (UOA)	0
Carry forward orthodontic activity (UOA)	0
Baseline contract value	£360,650.15

ACCESS*

Patients seen in 24 months	Total	Change since previous quarter
Quarter ending March 2016	5,037	
Quarter ending June 2016	4,925	↓
Quarter ending September 2016	4,886	→
Quarter ending December 2016	4,828	↓
Quarter ending March 2017	4,742	↓
Variance since March 2016	(5.9%)	↓



ACTIVITY



Adjusted Scheduled Activity (UDA)		
Month	2016	2017
April	595	1,362
May	1,558	2,835
June	2,579	3,450
July	3,825	5,470
August	4,644	7,079
September	5,587	8,435
October	7,407	9,536
November	8,728	10,557
December	10,172	11,901
January	10,821	12,873
February	12,619	13,999
March	14,348	14,388
April	14,919	14,437
May	14,926	14,437
June	15,033	14,437

QUALITY

	Quantity	Base Number	Contract	AT	Region	England
% of FP17s for the same patient ID Re-attending within 3 months - Children	161	1,812	8.9%	11.9%	11.9%	12.3%
% of FP17s for the same patient ID Re-attending within 3 months - Adults	657	3,835	17.1%	15.7%	16.6%	16.7%
% of FP17s for the same patient ID Re-attending between 3 & 9 months - Children	896	1,812	49.4%	57.2%	60.2%	57.6%
% of FP17s for the same patient ID Re-attending between 3 & 9 months - Adults	1,597	3,835	41.6%	48.2%	51.5%	50.1%
% of FP17s for Band 1 Urgent Courses	503	5,431	9.3%	9.7%	9.5%	9.1%
% of FP17s Relating to Free Repair or Replacements	71	5,431	1.3%	0.8%	0.7%	0.8%
% of FP17s Relating to Continuations	185	5,431	3.4%	0.9%	1.2%	1.2%
% of Patients satisfied with the dentistry they have received	15	16	93.8%	93.1%	93.1%	92.8%
% of Patients satisfied with the time they had to wait for an appointment	14	16	87.5%	89.9%	88.8%	88.7%

* This is based on patients treated on this contract for their most recent course of treatment. Figures in italics indicate the base number of FP17s or Patient Questionnaire responses are less than 100. N/A is shown where the base number of responses is less than 10 during the period. % is calculated as Quantity/Base number*100

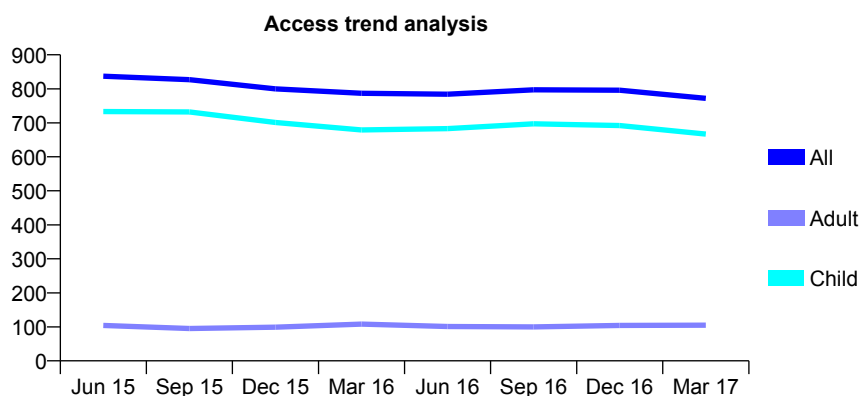
Q69 - Vital Signs At a Glance Contract Report for 810282/0001 - Year end March 2017

Name or company name	MR CJ MORRELL
Contract type name	GDS Contract
Purpose of contract	General
Contract start date	01/04/2006
Contract end date	

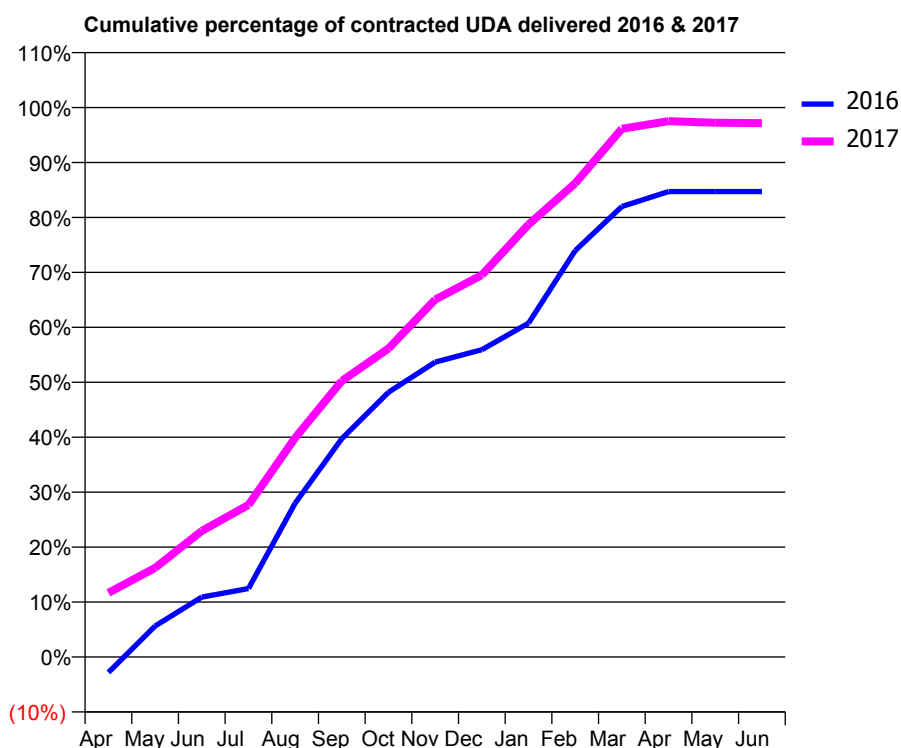
16/17 Contracted general activity (UDA)	1,100
Carry forward general activity (UDA)	0
16/17 Contracted orthodontic activity (UOA)	0
Carry forward orthodontic activity (UOA)	0
Baseline contract value	£21,291.44

ACCESS*

Patients seen in 24 months	Total	Change since previous quarter
Quarter ending March 2016	787	
Quarter ending June 2016	784	→
Quarter ending September 2016	797	→
Quarter ending December 2016	796	→
Quarter ending March 2017	772	↓
Variance since March 2016	(1.9%)	↓



ACTIVITY



Adjusted Scheduled Activity (UDA)		
Month	2016	2017
April	-31	128
May	62	178
June	120	252
July	137	304
August	308	439
September	437	553
October	530	618
November	590	716
December	615	765
January	668	866
February	814	948
March	902	1,058
April	932	1,073
May	932	1,070
June	932	1,069

QUALITY

	Quantity	Base Number	Contract	AT	Region	England
% of FP17s for the same patient ID Re-attending within 3 months - Children	58	983	5.9%	11.9%	11.9%	12.3%
% of FP17s for the same patient ID Re-attending within 3 months - Adults	1	45	2.2%	15.7%	16.6%	16.7%
% of FP17s for the same patient ID Re-attending between 3 & 9 months - Children	481	983	48.9%	57.2%	60.2%	57.6%
% of FP17s for the same patient ID Re-attending between 3 & 9 months - Adults	24	45	53.3%	48.2%	51.5%	50.1%
% of FP17s for Band 1 Urgent Courses	8	887	0.9%	9.7%	9.5%	9.1%
% of FP17s Relating to Free Repair or Replacements	0	887	0.0%	0.8%	0.7%	0.8%
% of FP17s Relating to Continuations	0	887	0.0%	0.9%	1.2%	1.2%
% of Patients satisfied with the dentistry they have received	1	1	N/A	93.1%	93.1%	92.8%
% of Patients satisfied with the time they had to wait for an appointment	1	1	N/A	89.9%	88.8%	88.7%

* This is based on patients treated on this contract for their most recent course of treatment. Figures in italics indicate the base number of FP17s or Patient Questionnaire responses are less than 100. N/A is shown where the base number of responses is less than 10 during the period. % is calculated as Quantity/Base number*100

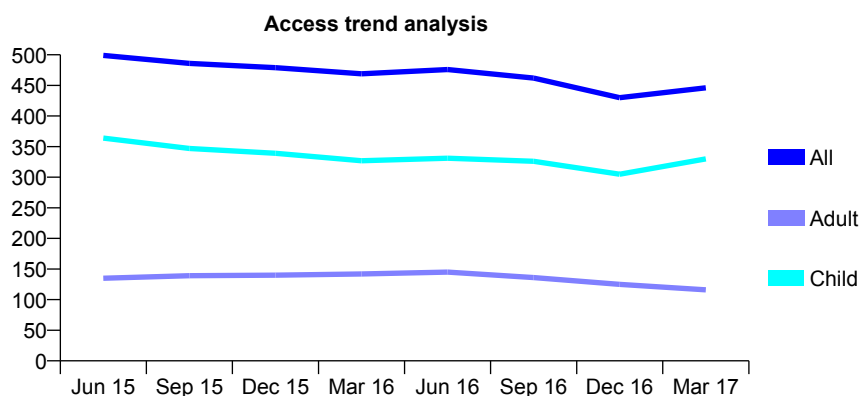
Q69 - Vital Signs At a Glance Contract Report for 811769/0001 - Year end March 2017

Name or company name	MR PP BRODIE
Contract type name	GDS Contract
Purpose of contract	General
Contract start date	01/04/2006
Contract end date	

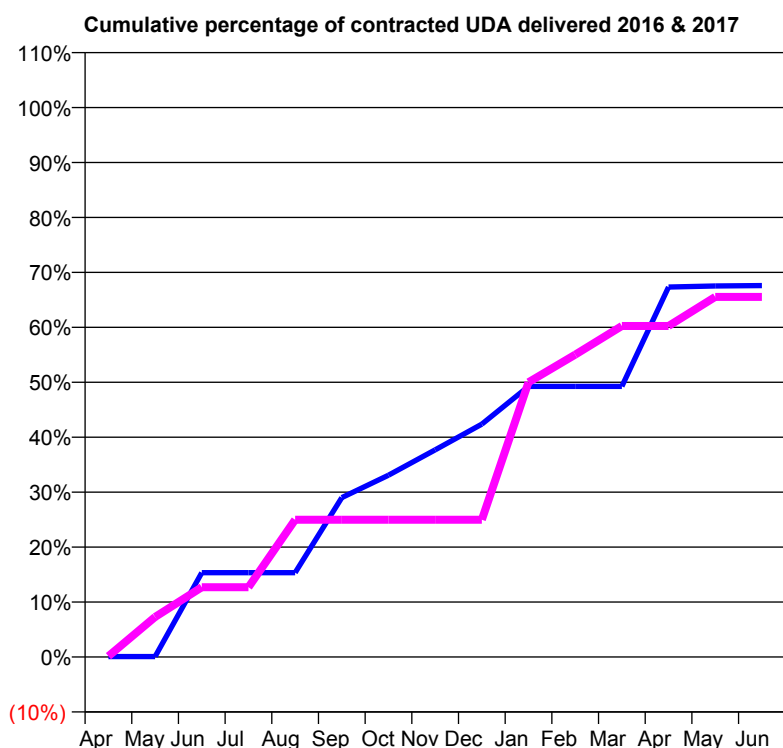
16/17 Contracted general activity (UDA)	1,500
Carry forward general activity (UDA)	0
16/17 Contracted orthodontic activity (UOA)	0
Carry forward orthodontic activity (UOA)	0
Baseline contract value	£35,467.27

ACCESS*

Patients seen in 24 months	Total	Change since previous quarter
Quarter ending March 2016	469	
Quarter ending June 2016	476	→
Quarter ending September 2016	462	↓
Quarter ending December 2016	430	↓
Quarter ending March 2017	446	↑
Variance since March 2016	(4.9%)	↓



ACTIVITY



Adjusted Scheduled Activity (UDA)		
Month	2016	2017
April	1	2
May	1	109
June	230	190
July	230	190
August	230	375
September	435	375
October	496	375
November	566	375
December	636	375
January	739	750
February	739	825
March	739	904
April	1,010	904
May	1,013	983
June	1,014	983

QUALITY

	Quantity	Base Number	Contract	AT	Region	England
% of FP17s for the same patient ID Re-attending within 3 months - Children	28	687	4.1%	11.9%	11.9%	12.3%
% of FP17s for the same patient ID Re-attending within 3 months - Adults	20	150	13.3%	15.7%	16.6%	16.7%
% of FP17s for the same patient ID Re-attending between 3 & 9 months - Children	500	687	72.8%	57.2%	60.2%	57.6%
% of FP17s for the same patient ID Re-attending between 3 & 9 months - Adults	99	150	66.0%	48.2%	51.5%	50.1%
% of FP17s for Band 1 Urgent Courses	15	707	2.1%	9.7%	9.5%	9.1%
% of FP17s Relating to Free Repair or Replacements	0	707	0.0%	0.8%	0.7%	0.8%
% of FP17s Relating to Continuations	2	707	0.3%	0.9%	1.2%	1.2%
% of Patients satisfied with the dentistry they have received	0	0	N/A	93.1%	93.1%	92.8%
% of Patients satisfied with the time they had to wait for an appointment	0	0	N/A	89.9%	88.8%	88.7%

* This is based on patients treated on this contract for their most recent course of treatment. Figures in italics indicate the base number of FP17s or Patient Questionnaire responses are less than 100. N/A is shown where the base number of responses is less than 10 during the period. % is calculated as Quantity/Base number*100

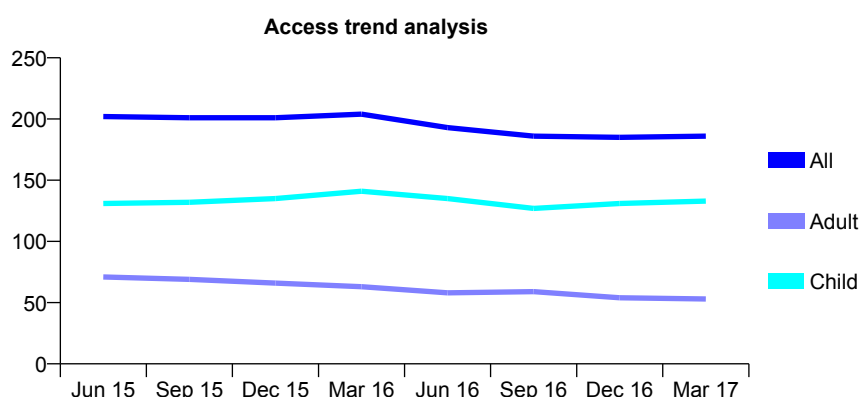
Q69 - Vital Signs At a Glance Contract Report for 812757/0001 - Year end March 2017

Name or company name	MR C HURST
Contract type name	GDS Contract
Purpose of contract	General
Contract start date	01/04/2006
Contract end date	

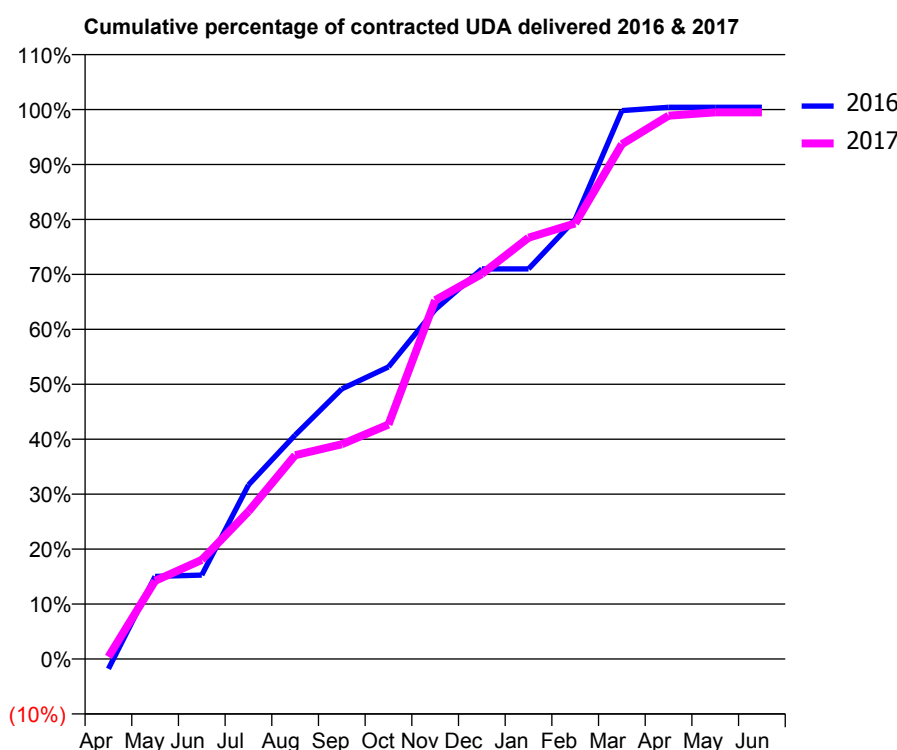
16/17 Contracted general activity (UDA)	500
Carry forward general activity (UDA)	-2
16/17 Contracted orthodontic activity (UOA)	0
Carry forward orthodontic activity (UOA)	0
Baseline contract value	£11,819.09

ACCESS*

Patients seen in 24 months	Total	Change since previous quarter
Quarter ending March 2016	204	
Quarter ending June 2016	193	↓
Quarter ending September 2016	186	↓
Quarter ending December 2016	185	→
Quarter ending March 2017	186	→
Variance since March 2016	(8.8%)	↓



ACTIVITY



Month	Adjusted Scheduled Activity (UDA)	
	2016	2017
April	-9	2
May	75	71
June	76	90
July	158	134
August	204	185
September	246	195
October	266	213
November	318	326
December	355	350
January	355	383
February	400	396
March	499	468
April	502	494
May	502	497
June	502	497

QUALITY

	Quantity	Base Number	Contract	AT	Region	England
% of FP17s for the same patient ID Re-attending within 3 months - Children	17	200	8.5%	11.9%	11.9%	12.3%
% of FP17s for the same patient ID Re-attending within 3 months - Adults	30	68	44.1%	15.7%	16.6%	16.7%
% of FP17s for the same patient ID Re-attending between 3 & 9 months - Children	125	200	62.5%	57.2%	60.2%	57.6%
% of FP17s for the same patient ID Re-attending between 3 & 9 months - Adults	29	68	42.6%	48.2%	51.5%	50.1%
% of FP17s for Band 1 Urgent Courses	2	279	0.7%	9.7%	9.5%	9.1%
% of FP17s Relating to Free Repair or Replacements	1	279	0.4%	0.8%	0.7%	0.8%
% of FP17s Relating to Continuations	11	279	3.9%	0.9%	1.2%	1.2%
% of Patients satisfied with the dentistry they have received	0	0	N/A	93.1%	93.1%	92.8%
% of Patients satisfied with the time they had to wait for an appointment	0	0	N/A	89.9%	88.8%	88.7%

* This is based on patients treated on this contract for their most recent course of treatment. Figures in italics indicate the base number of FP17s or Patient Questionnaire responses are less than 100. N/A is shown where the base number of responses is less than 10 during the period. % is calculated as Quantity/Base number*100

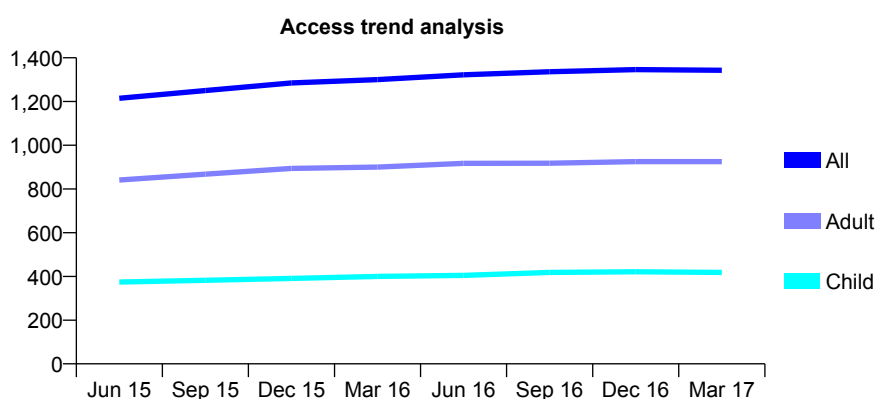
Q69 - Vital Signs At a Glance Contract Report for 814121/0001 - Year end March 2017

Name or company name	The Dental Centre Ltd
Contract type name	GDS Contract
Purpose of contract	General
Contract start date	01/04/2006
Contract end date	31/03/2017

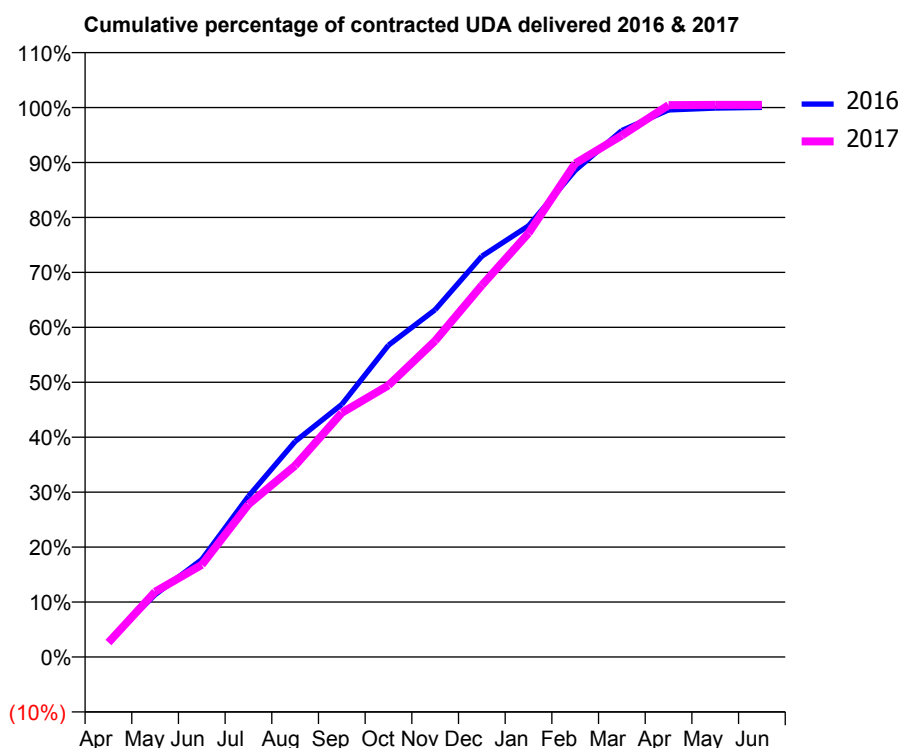
16/17 Contracted general activity (UDA)	4,066
Carry forward general activity (UDA)	-1
16/17 Contracted orthodontic activity (UOA)	0
Carry forward orthodontic activity (UOA)	0
Baseline contract value	£112,533.68

ACCESS*

Patients seen in 24 months	Total	Change since previous quarter
Quarter ending March 2016	1,300	
Quarter ending June 2016	1,322	→
Quarter ending September 2016	1,336	→
Quarter ending December 2016	1,346	→
Quarter ending March 2017	1,343	→
Variance since March 2016	3.3%	↑



ACTIVITY



Adjusted Scheduled Activity (UDA)		
Month	2016	2017
April	115	107
May	443	483
June	694	683
July	1,144	1,129
August	1,534	1,416
September	1,798	1,807
October	2,218	2,011
November	2,471	2,340
December	2,852	2,751
January	3,068	3,136
February	3,463	3,652
March	3,746	3,860
April	3,893	4,083
May	3,906	4,085
June	3,911	4,085

QUALITY

	Quantity	Base Number	Contract	AT	Region	England
% of FP17s for the same patient ID Re-attending within 3 months - Children	118	808	14.6%	11.9%	11.9%	12.3%
% of FP17s for the same patient ID Re-attending within 3 months - Adults	177	1,361	13.0%	15.7%	16.6%	16.7%
% of FP17s for the same patient ID Re-attending between 3 & 9 months - Children	530	808	65.6%	57.2%	60.2%	57.6%
% of FP17s for the same patient ID Re-attending between 3 & 9 months - Adults	832	1,361	61.1%	48.2%	51.5%	50.1%
% of FP17s for Band 1 Urgent Courses	145	2,187	6.6%	9.7%	9.5%	9.1%
% of FP17s Relating to Free Repair or Replacements	19	2,187	0.9%	0.8%	0.7%	0.8%
% of FP17s Relating to Continuations	20	2,187	0.9%	0.9%	1.2%	1.2%
% of Patients satisfied with the dentistry they have received	2	2	N/A	93.1%	93.1%	92.8%
% of Patients satisfied with the time they had to wait for an appointment	2	2	N/A	89.9%	88.8%	88.7%

* This is based on patients treated on this contract for their most recent course of treatment. Figures in italics indicate the base number of FP17s or Patient Questionnaire responses are less than 100. N/A is shown where the base number of responses is less than 10 during the period. % is calculated as Quantity/Base number*100

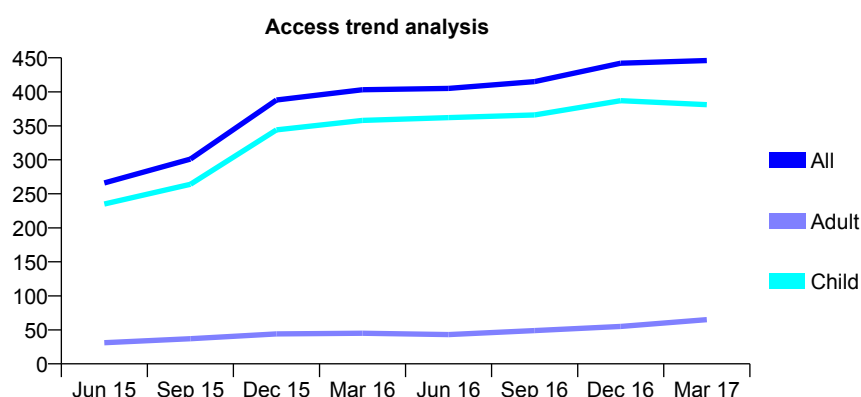
Q69 - Vital Signs At a Glance Contract Report for 815039/0001 - Year end March 2017

Name or company name	MR PC BRASH
Contract type name	GDS Contract
Purpose of contract	General
Contract start date	01/04/2006
Contract end date	

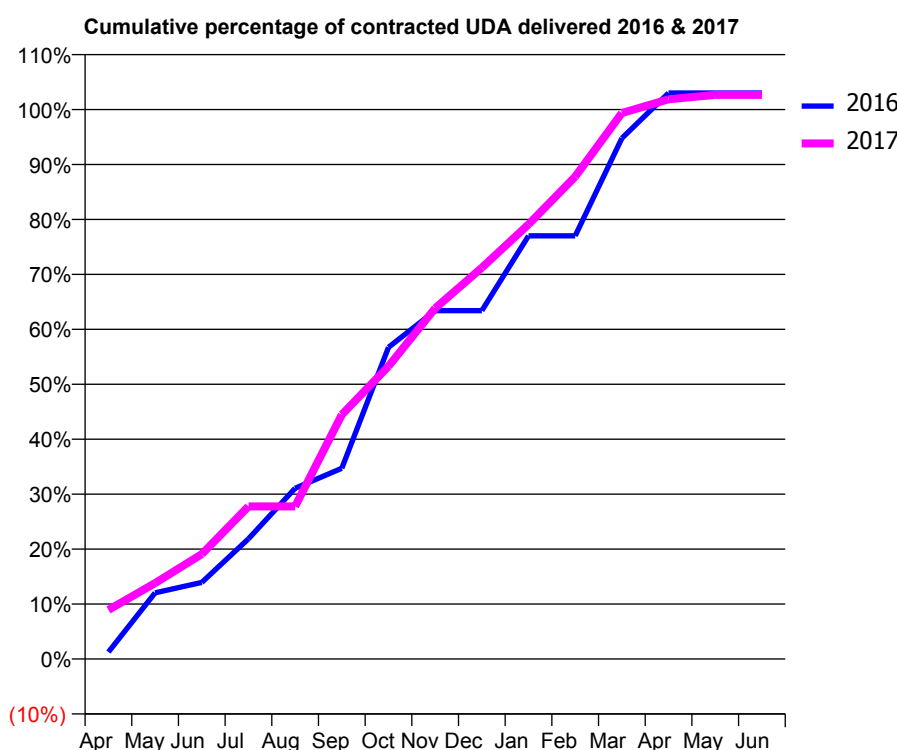
16/17 Contracted general activity (UDA)	760
Carry forward general activity (UDA)	0
16/17 Contracted orthodontic activity (UOA)	0
Carry forward orthodontic activity (UOA)	0
Baseline contract value	£20,024.25

ACCESS*

Patients seen in 24 months	Total	Change since previous quarter
Quarter ending March 2016	403	
Quarter ending June 2016	405	→
Quarter ending September 2016	415	↑
Quarter ending December 2016	442	↑
Quarter ending March 2017	446	→
Variance since March 2016	10.7%	↑



ACTIVITY



Adjusted Scheduled Activity (UDA)		
Month	2016	2017
April	8	68
May	76	105
June	88	145
July	138	211
August	196	211
September	219	338
October	358	405
November	400	485
December	400	541
January	486	601
February	486	667
March	598	755
April	650	774
May	650	780
June	650	780

QUALITY

	Quantity	Base Number	Contract	AT	Region	England
% of FP17s for the same patient ID Re-attending within 3 months - Children	30	537	5.6%	11.9%	11.9%	12.3%
% of FP17s for the same patient ID Re-attending within 3 months - Adults	4	30	13.3%	15.7%	16.6%	16.7%
% of FP17s for the same patient ID Re-attending between 3 & 9 months - Children	297	537	55.3%	57.2%	60.2%	57.6%
% of FP17s for the same patient ID Re-attending between 3 & 9 months - Adults	11	30	36.7%	48.2%	51.5%	50.1%
% of FP17s for Band 1 Urgent Courses	1	553	0.2%	9.7%	9.5%	9.1%
% of FP17s Relating to Free Repair or Replacements	1	553	0.2%	0.8%	0.7%	0.8%
% of FP17s Relating to Continuations	0	553	0.0%	0.9%	1.2%	1.2%
% of Patients satisfied with the dentistry they have received	0	0	N/A	93.1%	93.1%	92.8%
% of Patients satisfied with the time they had to wait for an appointment	0	0	N/A	89.9%	88.8%	88.7%

* This is based on patients treated on this contract for their most recent course of treatment. Figures in italics indicate the base number of FP17s or Patient Questionnaire responses are less than 100. N/A is shown where the base number of responses is less than 10 during the period. % is calculated as Quantity/Base number*100

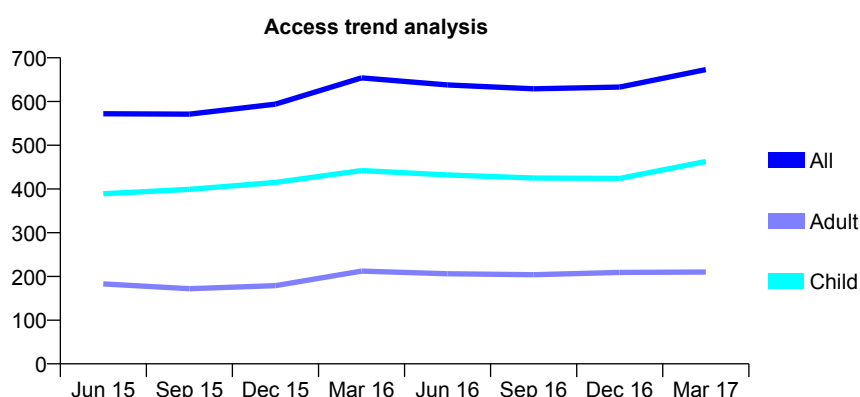
Q69 - Vital Signs At a Glance Contract Report for 815128/0001 - Year end March 2017

Name or company name	Handa and Majeবাদia
Contract type name	GDS Contract
Purpose of contract	General
Contract start date	01/04/2006
Contract end date	31/05/2017

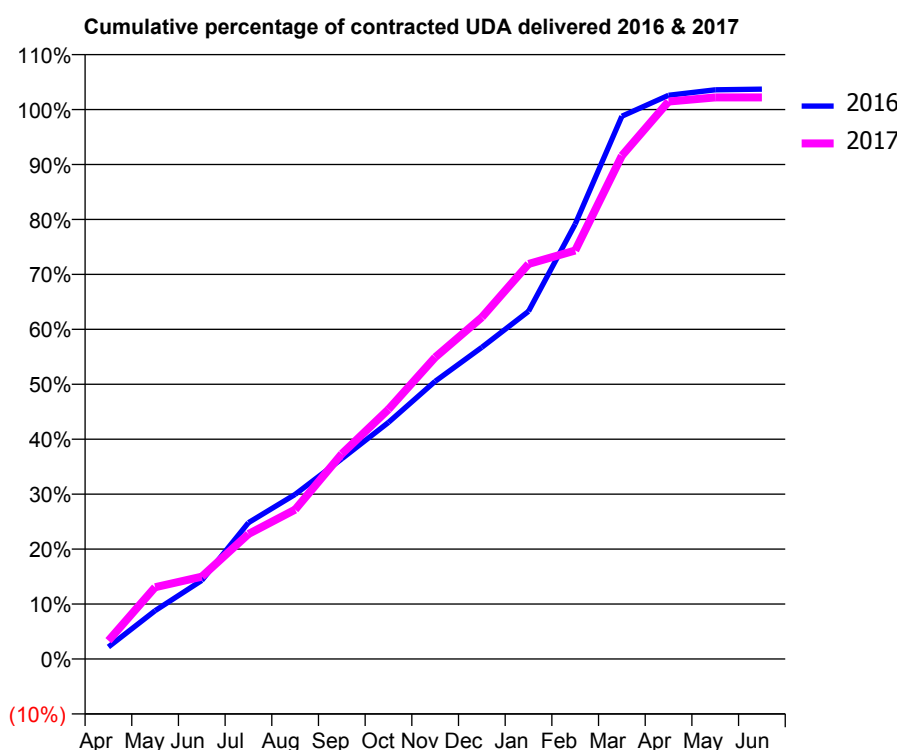
16/17 Contracted general activity (UDA)	1,712
Carry forward general activity (UDA)	-34
16/17 Contracted orthodontic activity (UOA)	0
Carry forward orthodontic activity (UOA)	0
Baseline contract value	£40,831.15

ACCESS*

Patients seen in 24 months	Total	Change since previous quarter
Quarter ending March 2016	654	
Quarter ending June 2016	638	↓
Quarter ending September 2016	629	↓
Quarter ending December 2016	633	→
Quarter ending March 2017	673	↑
Variance since March 2016	2.9%	↑



ACTIVITY



Month	Adjusted Scheduled Activity (UDA)	
	2016	2017
April	38	57
May	150	224
June	245	257
July	425	390
August	513	466
September	624	639
October	737	778
November	865	940
December	971	1,065
January	1,083	1,231
February	1,355	1,273
March	1,691	1,568
April	1,756	1,737
May	1,773	1,750
June	1,775	1,750

QUALITY

	Quantity	Base Number	Contract	AT	Region	England
% of FP17s for the same patient ID Re-attending within 3 months - Children	31	493	6.3%	11.9%	11.9%	12.3%
% of FP17s for the same patient ID Re-attending within 3 months - Adults	69	223	30.9%	15.7%	16.6%	16.7%
% of FP17s for the same patient ID Re-attending between 3 & 9 months - Children	197	493	40.0%	57.2%	60.2%	57.6%
% of FP17s for the same patient ID Re-attending between 3 & 9 months - Adults	58	223	26.0%	48.2%	51.5%	50.1%
% of FP17s for Band 1 Urgent Courses	84	743	11.3%	9.7%	9.5%	9.1%
% of FP17s Relating to Free Repair or Replacements	1	743	0.1%	0.8%	0.7%	0.8%
% of FP17s Relating to Continuations	0	743	0.0%	0.9%	1.2%	1.2%
% of Patients satisfied with the dentistry they have received	3	3	N/A	93.1%	93.1%	92.8%
% of Patients satisfied with the time they had to wait for an appointment	3	3	N/A	89.9%	88.8%	88.7%

* This is based on patients treated on this contract for their most recent course of treatment. Figures in italics indicate the base number of FP17s or Patient Questionnaire responses are less than 100. N/A is shown where the base number of responses is less than 10 during the period. % is calculated as Quantity/Base number*100

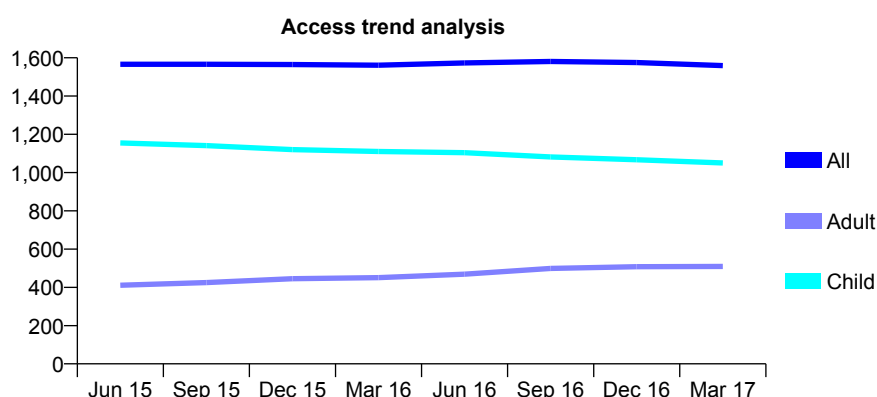
Q69 - Vital Signs At a Glance Contract Report for 820334/0001 - Year end March 2017

Name or company name	MR A BABOOLAL
Contract type name	GDS Contract
Purpose of contract	General
Contract start date	01/04/2006
Contract end date	

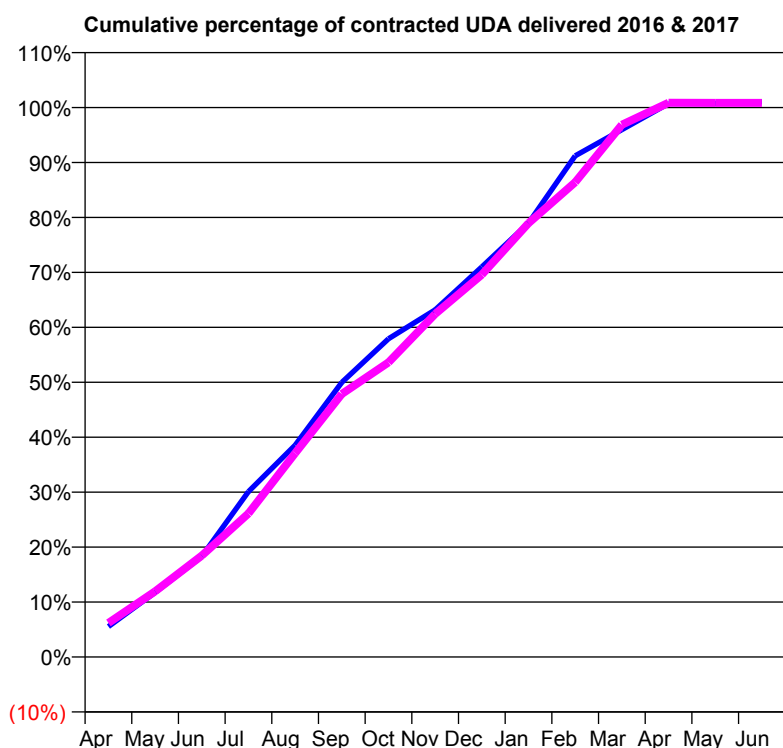
16/17 Contracted general activity (UDA)	3,755
Carry forward general activity (UDA)	-38
16/17 Contracted orthodontic activity (UOA)	0
Carry forward orthodontic activity (UOA)	0
Baseline contract value	£88,598.43

ACCESS*

Patients seen in 24 months	Total	Change since previous quarter
Quarter ending March 2016	1,561	
Quarter ending June 2016	1,573	→
Quarter ending September 2016	1,581	→
Quarter ending December 2016	1,575	→
Quarter ending March 2017	1,559	↓
Variance since March 2016	(0.1%)	→



ACTIVITY



Adjusted Scheduled Activity (UDA)		
Month	2016	2017
April	208	233
May	442	449
June	688	693
July	1,130	981
August	1,448	1,393
September	1,877	1,798
October	2,175	2,013
November	2,373	2,344
December	2,665	2,613
January	2,966	2,964
February	3,424	3,244
March	3,603	3,637
April	3,782	3,787
May	3,782	3,786
June	3,794	3,786

QUALITY

	Quantity	Base Number	Contract	AT	Region	England
% of FP17s for the same patient ID Re-attending within 3 months - Children	132	1,891	7.0%	11.9%	11.9%	12.3%
% of FP17s for the same patient ID Re-attending within 3 months - Adults	45	598	7.5%	15.7%	16.6%	16.7%
% of FP17s for the same patient ID Re-attending between 3 & 9 months - Children	1,386	1,891	73.3%	57.2%	60.2%	57.6%
% of FP17s for the same patient ID Re-attending between 3 & 9 months - Adults	410	598	68.6%	48.2%	51.5%	50.1%
% of FP17s for Band 1 Urgent Courses	96	2,455	3.9%	9.7%	9.5%	9.1%
% of FP17s Relating to Free Repair or Replacements	0	2,455	0.0%	0.8%	0.7%	0.8%
% of FP17s Relating to Continuations	32	2,455	1.3%	0.9%	1.2%	1.2%
% of Patients satisfied with the dentistry they have received	3	3	N/A	93.1%	93.1%	92.8%
% of Patients satisfied with the time they had to wait for an appointment	3	3	N/A	89.9%	88.8%	88.7%

* This is based on patients treated on this contract for their most recent course of treatment. Figures in italics indicate the base number of FP17s or Patient Questionnaire responses are less than 100. N/A is shown where the base number of responses is less than 10 during the period. % is calculated as Quantity/Base number*100

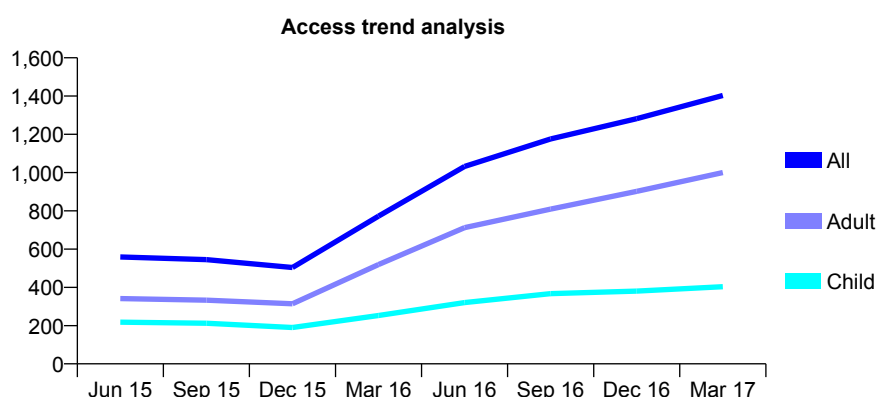
Q69 - Vital Signs At a Glance Contract Report for 826634/0001 - Year end March 2017

Name or company name	MR G SNYMAN
Contract type name	GDS Contract
Purpose of contract	General
Contract start date	01/04/2006
Contract end date	

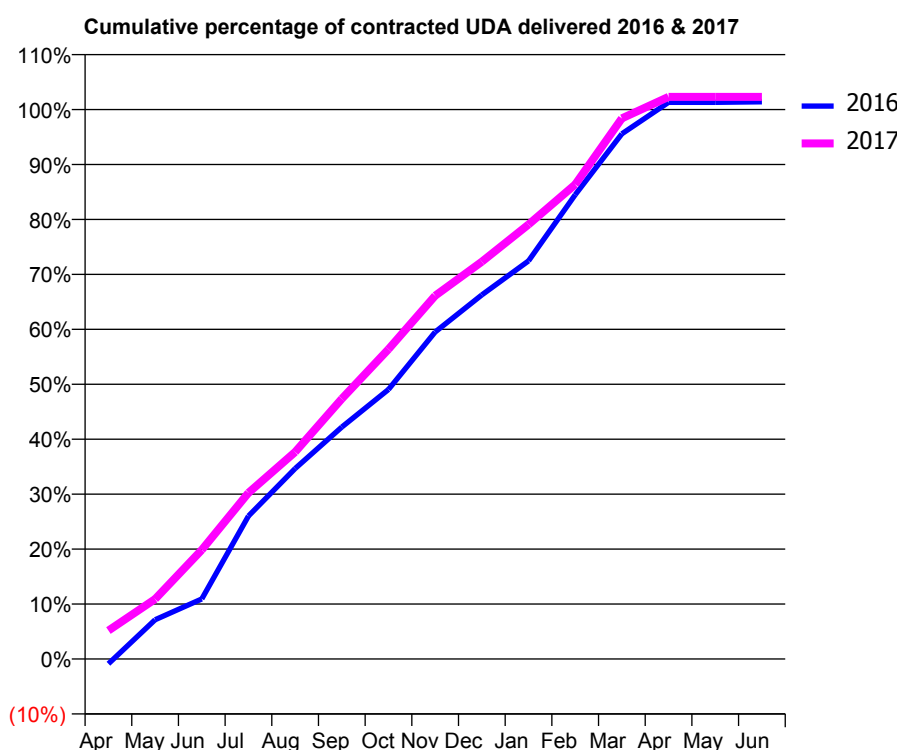
16/17 Contracted general activity (UDA)	7,134
Carry forward general activity (UDA)	-99
16/17 Contracted orthodontic activity (UOA)	0
Carry forward orthodontic activity (UOA)	0
Baseline contract value	£446,827.67

ACCESS*

Patients seen in 24 months	Total	Change since previous quarter
Quarter ending March 2016	772	
Quarter ending June 2016	1,032	↑
Quarter ending September 2016	1,176	↑
Quarter ending December 2016	1,282	↑
Quarter ending March 2017	1,403	↑
Variance since March 2016	81.7%	↑



ACTIVITY



Month	Adjusted Scheduled Activity (UDA)	
	2016	2017
April	-63	370
May	510	779
June	780	1,417
July	1,856	2,158
August	2,473	2,688
September	3,012	3,379
October	3,499	4,022
November	4,246	4,716
December	4,727	5,158
January	5,168	5,640
February	6,027	6,160
March	6,818	7,020
April	7,227	7,298
May	7,227	7,298
June	7,233	7,298

QUALITY

	Quantity	Base Number	Contract	AT	Region	England
% of FP17s for the same patient ID Re-attending within 3 months - Children	9	569	1.6%	11.9%	11.9%	12.3%
% of FP17s for the same patient ID Re-attending within 3 months - Adults	6	1,032	0.6%	15.7%	16.6%	16.7%
% of FP17s for the same patient ID Re-attending between 3 & 9 months - Children	49	569	8.6%	57.2%	60.2%	57.6%
% of FP17s for the same patient ID Re-attending between 3 & 9 months - Adults	8	1,032	0.8%	48.2%	51.5%	50.1%
% of FP17s for Band 1 Urgent Courses	3	1,579	0.2%	9.7%	9.5%	9.1%
% of FP17s Relating to Free Repair or Replacements	0	1,579	0.0%	0.8%	0.7%	0.8%
% of FP17s Relating to Continuations	5	1,579	0.3%	0.9%	1.2%	1.2%
% of Patients satisfied with the dentistry they have received	0	0	N/A	93.1%	93.1%	92.8%
% of Patients satisfied with the time they had to wait for an appointment	0	0	N/A	89.9%	88.8%	88.7%

* This is based on patients treated on this contract for their most recent course of treatment. Figures in italics indicate the base number of FP17s or Patient Questionnaire responses are less than 100. N/A is shown where the base number of responses is less than 10 during the period. % is calculated as Quantity/Base number*100

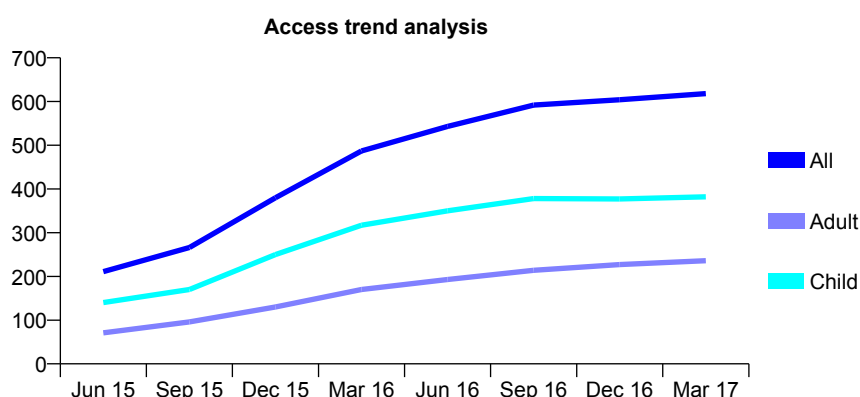
Q69 - Vital Signs At a Glance Contract Report for 829064/0001 - Year end March 2017

Name or company name	MRS PP KOTHARI
Contract type name	GDS Contract
Purpose of contract	General
Contract start date	01/04/2006
Contract end date	

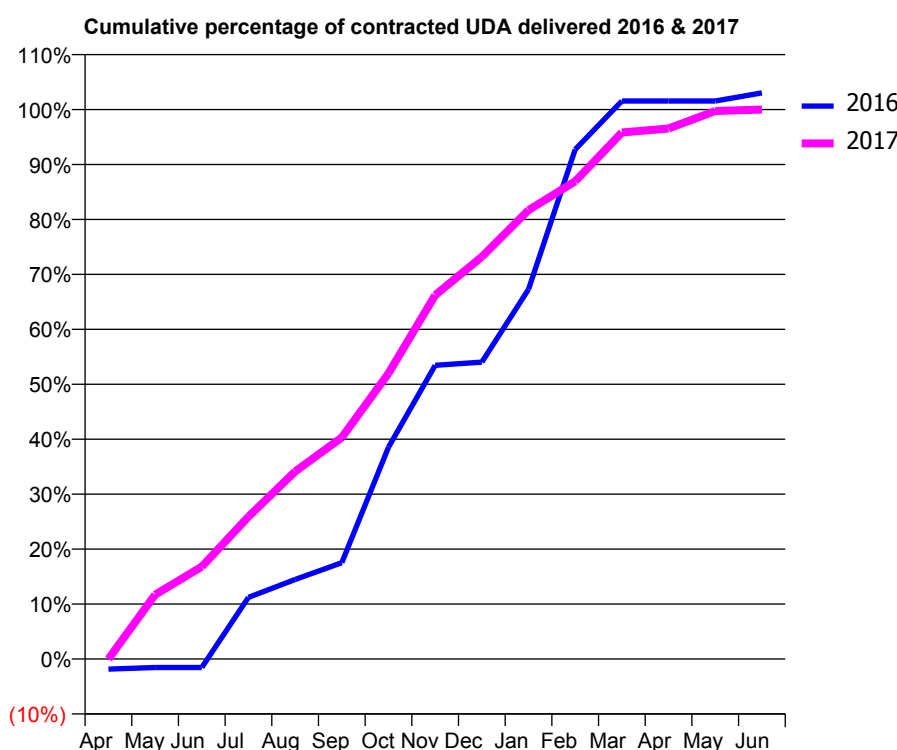
16/17 Contracted general activity (UDA)	1,400
Carry forward general activity (UDA)	0
16/17 Contracted orthodontic activity (UOA)	0
Carry forward orthodontic activity (UOA)	0
Baseline contract value	£32,206.72

ACCESS*

Patients seen in 24 months	Total	Change since previous quarter
Quarter ending March 2016	487	
Quarter ending June 2016	543	↑
Quarter ending September 2016	592	↑
Quarter ending December 2016	604	↑
Quarter ending March 2017	618	↑
Variance since March 2016	26.9%	↑



ACTIVITY



Month	Adjusted Scheduled Activity (UDA)	
	2016	2017
April	-19	0
May	-16	164
June	-16	235
July	115	363
August	148	478
September	179	564
October	394	728
November	546	927
December	552	1,025
January	688	1,144
February	948	1,217
March	1,038	1,341
April	1,038	1,352
May	1,038	1,396
June	1,053	1,400

QUALITY

	Quantity	Base Number	Contract	AT	Region	England
% of FP17s for the same patient ID Re-attending within 3 months - Children	27	572	4.7%	11.9%	11.9%	12.3%
% of FP17s for the same patient ID Re-attending within 3 months - Adults	9	175	5.1%	15.7%	16.6%	16.7%
% of FP17s for the same patient ID Re-attending between 3 & 9 months - Children	320	572	55.9%	57.2%	60.2%	57.6%
% of FP17s for the same patient ID Re-attending between 3 & 9 months - Adults	70	175	40.0%	48.2%	51.5%	50.1%
% of FP17s for Band 1 Urgent Courses	60	784	7.7%	9.7%	9.5%	9.1%
% of FP17s Relating to Free Repair or Replacements	3	784	0.4%	0.8%	0.7%	0.8%
% of FP17s Relating to Continuations	0	784	0.0%	0.9%	1.2%	1.2%
% of Patients satisfied with the dentistry they have received	1	1	N/A	93.1%	93.1%	92.8%
% of Patients satisfied with the time they had to wait for an appointment	1	1	N/A	89.9%	88.8%	88.7%

* This is based on patients treated on this contract for their most recent course of treatment. Figures in italics indicate the base number of FP17s or Patient Questionnaire responses are less than 100. N/A is shown where the base number of responses is less than 10 during the period. % is calculated as Quantity/Base number*100

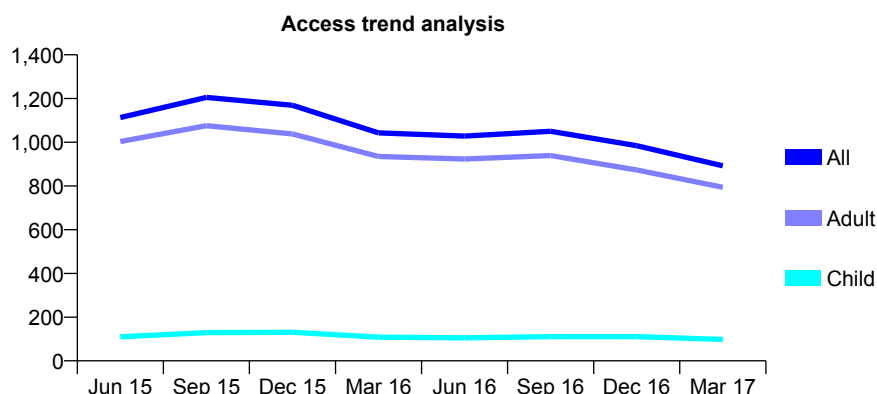
Q69 - Vital Signs At a Glance Contract Report for 829471/0006 - Year end March 2017

Name or company name	MR JS DHARIWAL
Contract type name	GDS Contract
Purpose of contract	General
Contract start date	01/04/2006
Contract end date	

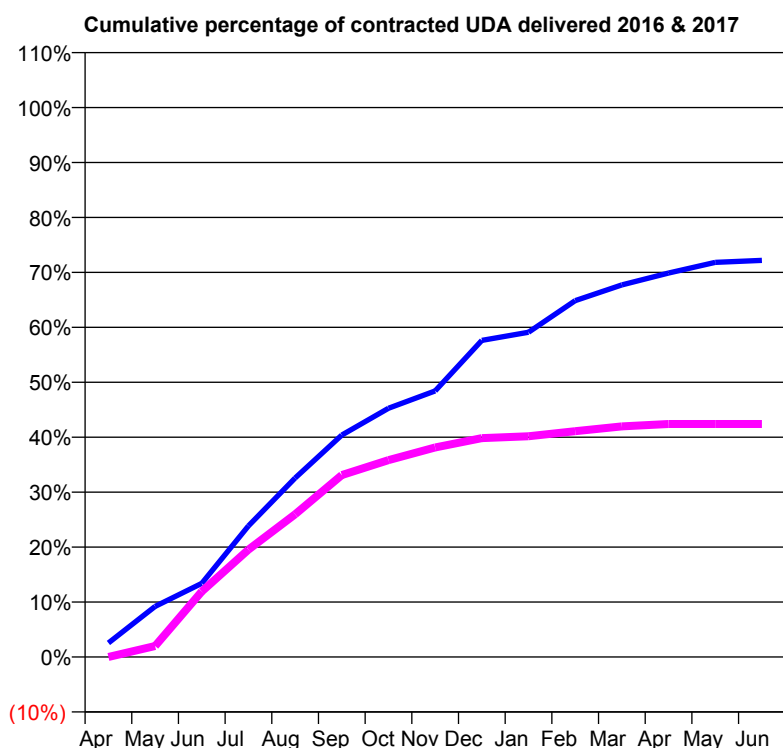
16/17 Contracted general activity (UDA)	3,143
Carry forward general activity (UDA)	0
16/17 Contracted orthodontic activity (UOA)	0
Carry forward orthodontic activity (UOA)	0
Baseline contract value	£252,628.88

ACCESS*

Patients seen in 24 months	Total	Change since previous quarter
Quarter ending March 2016	1,043	
Quarter ending June 2016	1,028	↓
Quarter ending September 2016	1,050	↑
Quarter ending December 2016	984	↓
Quarter ending March 2017	892	↓
Variance since March 2016	(14.5%)	↓



ACTIVITY



Adjusted Scheduled Activity (UDA)		
Month	2016	2017
April	81	0
May	290	63
June	422	375
July	750	615
August	1,024	816
September	1,269	1,041
October	1,423	1,126
November	1,522	1,198
December	1,811	1,252
January	1,858	1,263
February	2,038	1,292
March	2,128	1,319
April	2,197	1,333
May	2,257	1,333
June	2,269	1,333

QUALITY

	Quantity	Base Number	Contract	AT	Region	England
% of FP17s for the same patient ID Re-attending within 3 months - Children	3	173	1.7%	11.9%	11.9%	12.3%
% of FP17s for the same patient ID Re-attending within 3 months - Adults	15	1,007	1.5%	15.7%	16.6%	16.7%
% of FP17s for the same patient ID Re-attending between 3 & 9 months - Children	1	173	0.6%	57.2%	60.2%	57.6%
% of FP17s for the same patient ID Re-attending between 3 & 9 months - Adults	9	1,007	0.9%	48.2%	51.5%	50.1%
% of FP17s for Band 1 Urgent Courses	993	1,046	94.9%	9.7%	9.5%	9.1%
% of FP17s Relating to Free Repair or Replacements	1	1,046	0.1%	0.8%	0.7%	0.8%
% of FP17s Relating to Continuations	0	1,046	0.0%	0.9%	1.2%	1.2%
% of Patients satisfied with the dentistry they have received	4	5	N/A	93.1%	93.1%	92.8%
% of Patients satisfied with the time they had to wait for an appointment	4	5	N/A	89.9%	88.8%	88.7%

* This is based on patients treated on this contract for their most recent course of treatment. Figures in italics indicate the base number of FP17s or Patient Questionnaire responses are less than 100. N/A is shown where the base number of responses is less than 10 during the period. % is calculated as Quantity/Base number*100

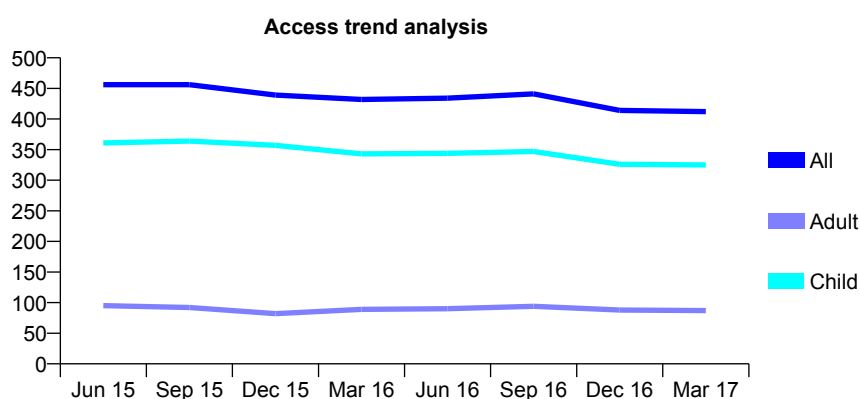
Q69 - Vital Signs At a Glance Contract Report for 830119/0001 - Year end March 2017

Name or company name	MR MJ MCKENNY
Contract type name	GDS Contract
Purpose of contract	General
Contract start date	01/04/2008
Contract end date	

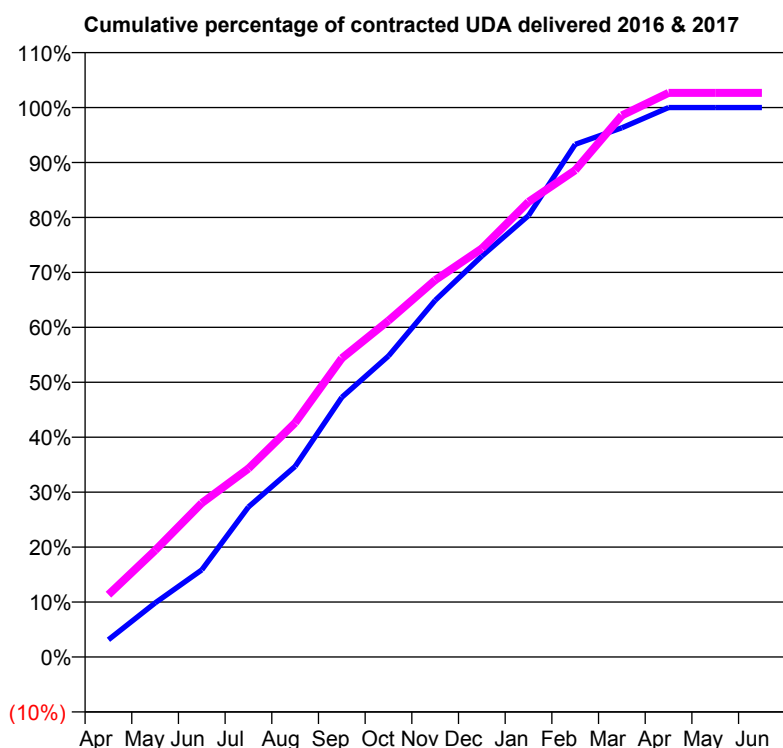
16/17 Contracted general activity (UDA)	732
Carry forward general activity (UDA)	0
16/17 Contracted orthodontic activity (UOA)	0
Carry forward orthodontic activity (UOA)	0
Baseline contract value	£16,256.12

ACCESS*

Patients seen in 24 months	Total	Change since previous quarter
Quarter ending March 2016	432	
Quarter ending June 2016	434	→
Quarter ending September 2016	441	→
Quarter ending December 2016	414	↓
Quarter ending March 2017	412	→
Variance since March 2016	(4.6%)	↓



ACTIVITY



Month	Adjusted Scheduled Activity (UDA)	
	2016	2017
April	23	83
May	72	142
June	116	205
July	200	251
August	254	312
September	346	398
October	401	448
November	475	502
December	534	544
January	588	606
February	683	648
March	705	721
April	732	751
May	732	751
June	732	751

QUALITY

	Quantity	Base Number	Contract	AT	Region	England
% of FP17s for the same patient ID Re-attending within 3 months - Children	26	474	5.5%	11.9%	11.9%	12.3%
% of FP17s for the same patient ID Re-attending within 3 months - Adults	8	76	10.5%	15.7%	16.6%	16.7%
% of FP17s for the same patient ID Re-attending between 3 & 9 months - Children	275	474	58.0%	57.2%	60.2%	57.6%
% of FP17s for the same patient ID Re-attending between 3 & 9 months - Adults	32	76	42.1%	48.2%	51.5%	50.1%
% of FP17s for Band 1 Urgent Courses	2	555	0.4%	9.7%	9.5%	9.1%
% of FP17s Relating to Free Repair or Replacements	0	555	0.0%	0.8%	0.7%	0.8%
% of FP17s Relating to Continuations	12	555	2.2%	0.9%	1.2%	1.2%
% of Patients satisfied with the dentistry they have received	1	1	N/A	93.1%	93.1%	92.8%
% of Patients satisfied with the time they had to wait for an appointment	1	1	N/A	89.9%	88.8%	88.7%

* This is based on patients treated on this contract for their most recent course of treatment. Figures in italics indicate the base number of FP17s or Patient Questionnaire responses are less than 100. N/A is shown where the base number of responses is less than 10 during the period. % is calculated as Quantity/Base number*100

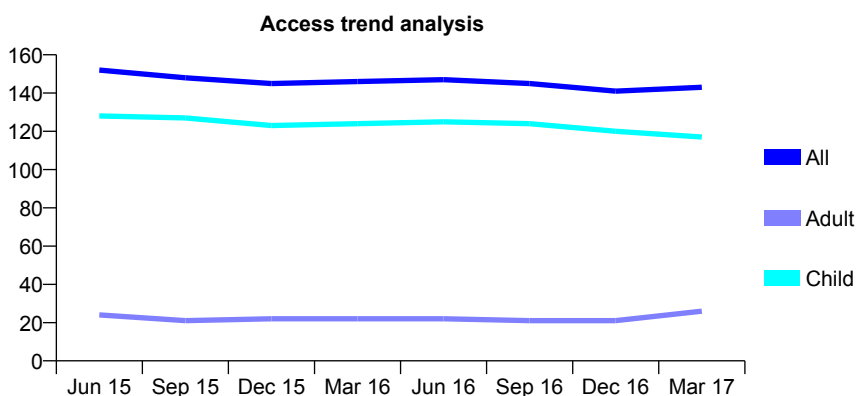
Q69 - Vital Signs At a Glance Contract Report for 830429/0001 - Year end March 2017

Name or company name	MRS CA PEERS
Contract type name	GDS Contract
Purpose of contract	General
Contract start date	01/04/2006
Contract end date	

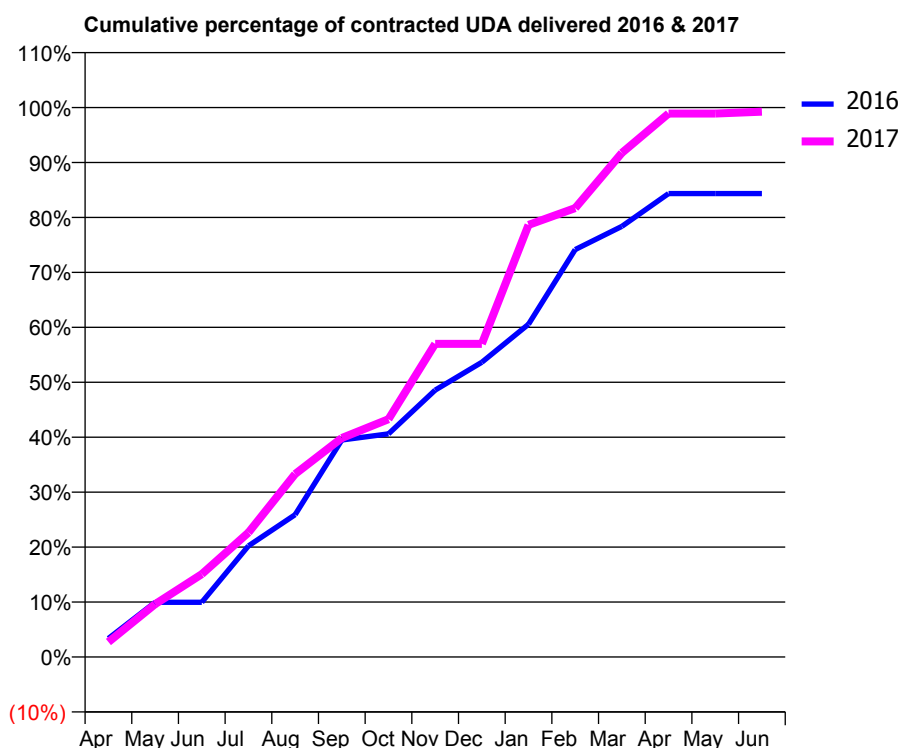
16/17 Contracted general activity (UDA)	293
Carry forward general activity (UDA)	0
16/17 Contracted orthodontic activity (UOA)	0
Carry forward orthodontic activity (UOA)	0
Baseline contract value	£6,929.42

ACCESS*

Patients seen in 24 months	Total	Change since previous quarter
Quarter ending March 2016	146	
Quarter ending June 2016	147	→
Quarter ending September 2016	145	↓
Quarter ending December 2016	141	↓
Quarter ending March 2017	143	→
Variance since March 2016	(2.1%)	↓



ACTIVITY



Month	Adjusted Scheduled Activity (UDA)	
	2016	2017
April	12	8
May	35	28
June	35	44
July	72	66
August	92	98
September	140	117
October	144	127
November	172	167
December	190	167
January	215	230
February	263	239
March	278	269
April	299	290
May	299	290
June	299	291

QUALITY

	Quantity	Base Number	Contract	AT	Region	England
% of FP17s for the same patient ID Re-attending within 3 months - Children	17	219	7.8%	11.9%	11.9%	12.3%
% of FP17s for the same patient ID Re-attending within 3 months - Adults	0	13	0.0%	15.7%	16.6%	16.7%
% of FP17s for the same patient ID Re-attending between 3 & 9 months - Children	158	219	72.1%	57.2%	60.2%	57.6%
% of FP17s for the same patient ID Re-attending between 3 & 9 months - Adults	11	13	84.6%	48.2%	51.5%	50.1%
% of FP17s for Band 1 Urgent Courses	9	231	3.9%	9.7%	9.5%	9.1%
% of FP17s Relating to Free Repair or Replacements	0	231	0.0%	0.8%	0.7%	0.8%
% of FP17s Relating to Continuations	4	231	1.7%	0.9%	1.2%	1.2%
% of Patients satisfied with the dentistry they have received	0	0	N/A	93.1%	93.1%	92.8%
% of Patients satisfied with the time they had to wait for an appointment	0	0	N/A	89.9%	88.8%	88.7%

* This is based on patients treated on this contract for their most recent course of treatment. Figures in italics indicate the base number of FP17s or Patient Questionnaire responses are less than 100. N/A is shown where the base number of responses is less than 10 during the period. % is calculated as Quantity/Base number*100

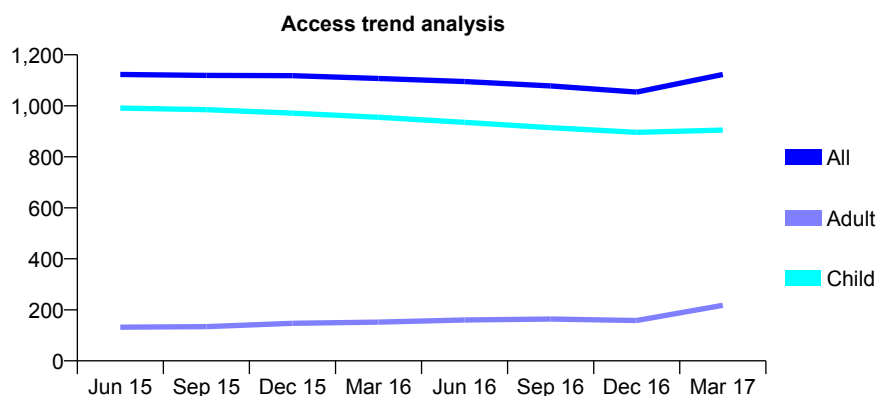
Q69 - Vital Signs At a Glance Contract Report for 834815/0001 - Year end March 2017

Name or company name	Watlington Dental Centre
Contract type name	GDS Contract
Purpose of contract	General
Contract start date	01/04/2006
Contract end date	

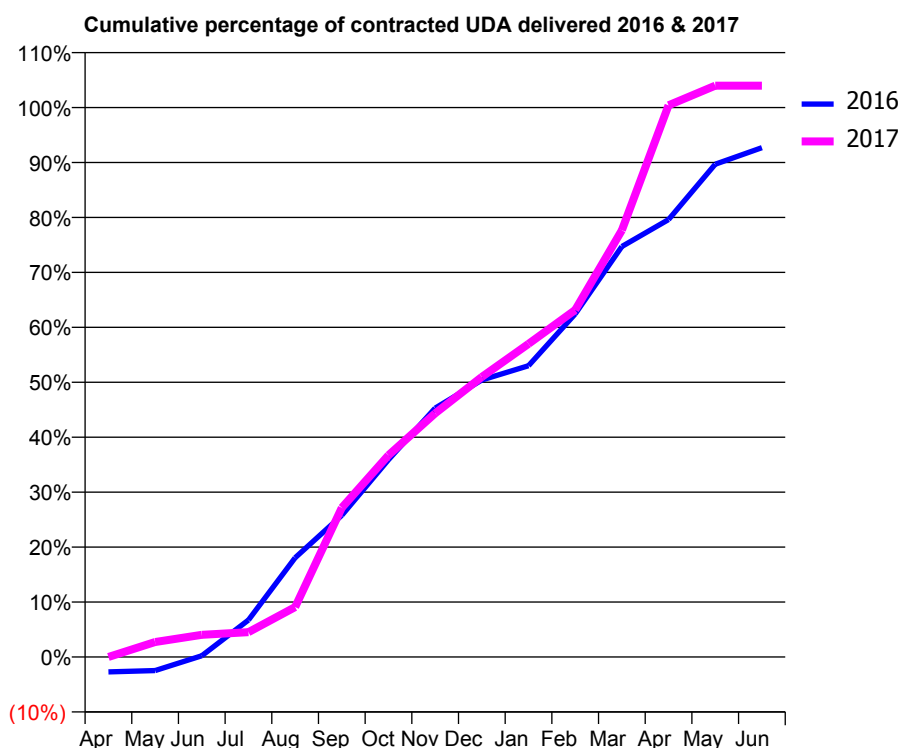
16/17 Contracted general activity (UDA)	2,300
Carry forward general activity (UDA)	0
16/17 Contracted orthodontic activity (UOA)	0
Carry forward orthodontic activity (UOA)	0
Baseline contract value	£54,370.70

ACCESS*

Patients seen in 24 months	Total	Change since previous quarter
Quarter ending March 2016	1,107	
Quarter ending June 2016	1,095	↓
Quarter ending September 2016	1,078	↓
Quarter ending December 2016	1,054	↓
Quarter ending March 2017	1,123	↑
Variance since March 2016	1.4%	→



ACTIVITY



Adjusted Scheduled Activity (UDA)		
Month	2016	2017
April	-63	0
May	-57	63
June	5	93
July	155	104
August	416	209
September	593	625
October	826	845
November	1,042	1,020
December	1,160	1,172
January	1,219	1,311
February	1,436	1,452
March	1,718	1,787
April	1,831	2,309
May	2,063	2,391
June	2,132	2,391

QUALITY

	Quantity	Base Number	Contract	AT	Region	England
% of FP17s for the same patient ID Re-attending within 3 months - Children	80	1,486	5.4%	11.9%	11.9%	12.3%
% of FP17s for the same patient ID Re-attending within 3 months - Adults	2	108	1.9%	15.7%	16.6%	16.7%
% of FP17s for the same patient ID Re-attending between 3 & 9 months - Children	993	1,486	66.8%	57.2%	60.2%	57.6%
% of FP17s for the same patient ID Re-attending between 3 & 9 months - Adults	56	108	51.9%	48.2%	51.5%	50.1%
% of FP17s for Band 1 Urgent Courses	31	1,489	2.1%	9.7%	9.5%	9.1%
% of FP17s Relating to Free Repair or Replacements	0	1,489	0.0%	0.8%	0.7%	0.8%
% of FP17s Relating to Continuations	0	1,489	0.0%	0.9%	1.2%	1.2%
% of Patients satisfied with the dentistry they have received	4	4	N/A	93.1%	93.1%	92.8%
% of Patients satisfied with the time they had to wait for an appointment	4	4	N/A	89.9%	88.8%	88.7%

* This is based on patients treated on this contract for their most recent course of treatment. Figures in italics indicate the base number of FP17s or Patient Questionnaire responses are less than 100. N/A is shown where the base number of responses is less than 10 during the period. % is calculated as Quantity/Base number*100

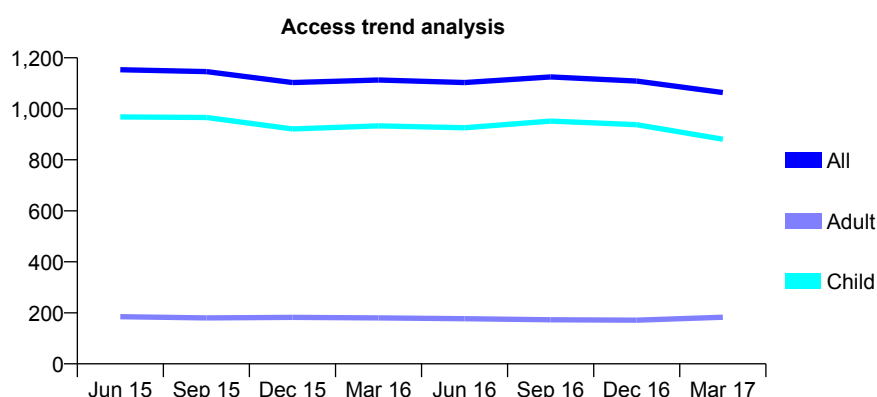
Q69 - Vital Signs At a Glance Contract Report for 839175/0004 - Year end March 2017

Name or company name	MR U BOSE
Contract type name	GDS Contract
Purpose of contract	General
Contract start date	01/01/2013
Contract end date	

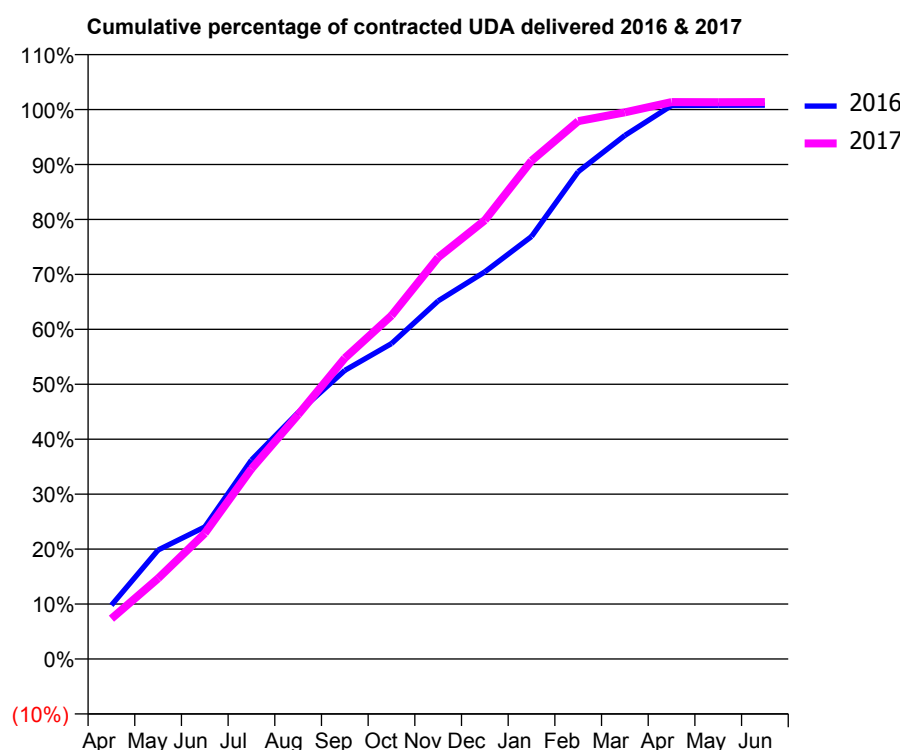
16/17 Contracted general activity (UDA)	3,000
Carry forward general activity (UDA)	-23
16/17 Contracted orthodontic activity (UOA)	0
Carry forward orthodontic activity (UOA)	0
Baseline contract value	£74,618.75

ACCESS*

Patients seen in 24 months	Total	Change since previous quarter
Quarter ending March 2016	1,113	
Quarter ending June 2016	1,103	→
Quarter ending September 2016	1,125	→
Quarter ending December 2016	1,109	↓
Quarter ending March 2017	1,064	↓
Variance since March 2016	(4.4%)	↓



ACTIVITY



Month	Adjusted Scheduled Activity (UDA)	
	2016	2017
April	294	220
May	595	440
June	721	686
July	1,086	1,038
August	1,346	1,334
September	1,576	1,643
October	1,722	1,875
November	1,955	2,192
December	2,114	2,395
January	2,307	2,720
February	2,661	2,937
March	2,859	2,985
April	3,022	3,041
May	3,023	3,040
June	3,024	3,041

QUALITY

	Quantity	Base Number	Contract	AT	Region	England
% of FP17s for the same patient ID Re-attending within 3 months - Children	1,315	2,598	50.6%	11.9%	11.9%	12.3%
% of FP17s for the same patient ID Re-attending within 3 months - Adults	37	116	31.9%	15.7%	16.6%	16.7%
% of FP17s for the same patient ID Re-attending between 3 & 9 months - Children	607	2,598	23.4%	57.2%	60.2%	57.6%
% of FP17s for the same patient ID Re-attending between 3 & 9 months - Adults	35	116	30.2%	48.2%	51.5%	50.1%
% of FP17s for Band 1 Urgent Courses	7	2,601	0.3%	9.7%	9.5%	9.1%
% of FP17s Relating to Free Repair or Replacements	0	2,601	0.0%	0.8%	0.7%	0.8%
% of FP17s Relating to Continuations	0	2,601	0.0%	0.9%	1.2%	1.2%
% of Patients satisfied with the dentistry they have received	2	2	N/A	93.1%	93.1%	92.8%
% of Patients satisfied with the time they had to wait for an appointment	1	2	N/A	89.9%	88.8%	88.7%

* This is based on patients treated on this contract for their most recent course of treatment. Figures in italics indicate the base number of FP17s or Patient Questionnaire responses are less than 100. N/A is shown where the base number of responses is less than 10 during the period. % is calculated as Quantity/Base number*100

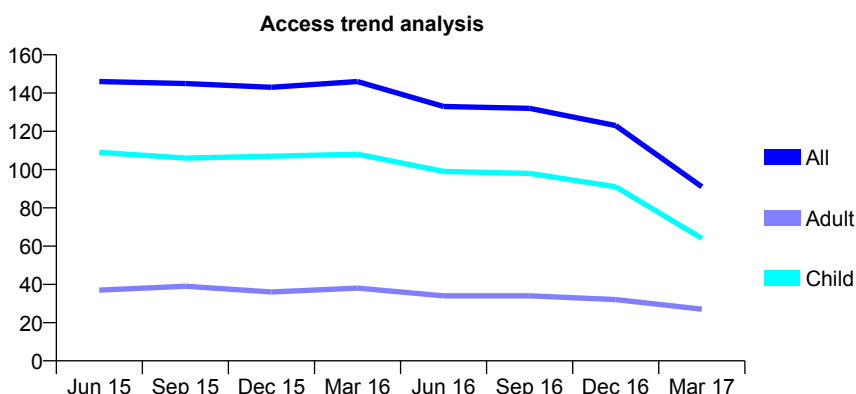
Q69 - Vital Signs At a Glance Contract Report for 842192/0001 - Year end March 2017

Name or company name	MR A SHAKERY
Contract type name	GDS Contract
Purpose of contract	General
Contract start date	01/04/2006
Contract end date	01/12/2016

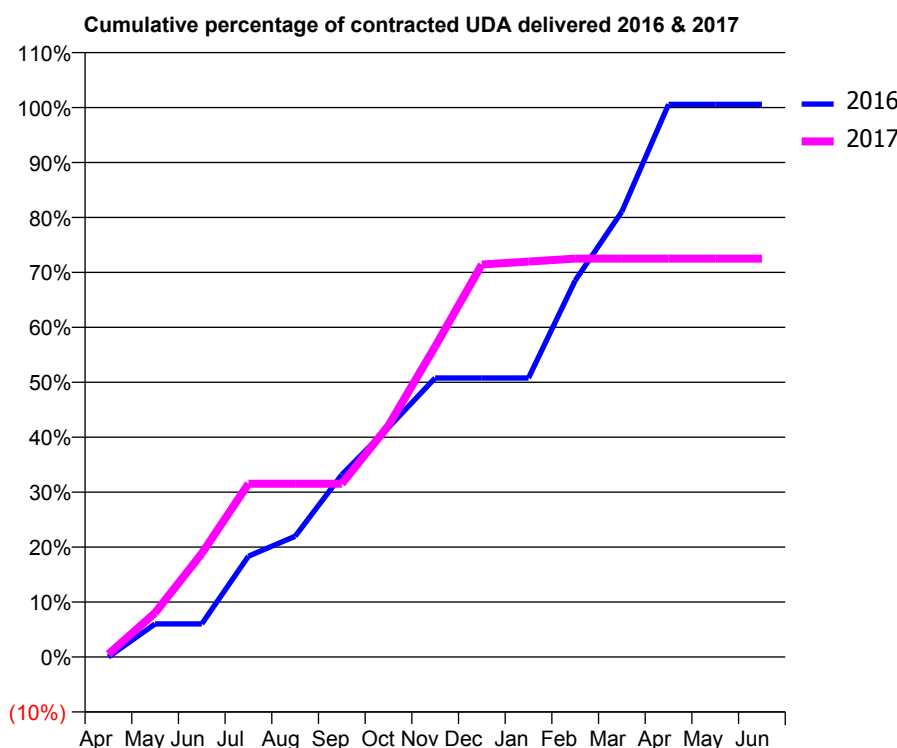
16/17 Contracted general activity (UDA)	189
Carry forward general activity (UDA)	-1
16/17 Contracted orthodontic activity (UOA)	0
Carry forward orthodontic activity (UOA)	0
Baseline contract value	£4,731.07

ACCESS*

Patients seen in 24 months	Total	Change since previous quarter
Quarter ending March 2016	146	
Quarter ending June 2016	133	↓
Quarter ending September 2016	132	→
Quarter ending December 2016	123	↓
Quarter ending March 2017	91	↓
Variance since March 2016	(37.7%)	↓



ACTIVITY



Month	Adjusted Scheduled Activity (UDA)	
	2016	2017
April	0	1
May	17	15
June	17	36
July	52	60
August	62	60
September	94	60
October	118	80
November	143	107
December	143	135
January	143	136
February	193	137
March	229	137
April	284	137
May	284	137
June	284	137

QUALITY

	Quantity	Base Number	Contract	AT	Region	England
% of FP17s for the same patient ID Re-attending within 3 months - Children	0	67	0.0%	11.9%	11.9%	12.3%
% of FP17s for the same patient ID Re-attending within 3 months - Adults	2	16	12.5%	15.7%	16.6%	16.7%
% of FP17s for the same patient ID Re-attending between 3 & 9 months - Children	32	67	47.8%	57.2%	60.2%	57.6%
% of FP17s for the same patient ID Re-attending between 3 & 9 months - Adults	6	16	37.5%	48.2%	51.5%	50.1%
% of FP17s for Band 1 Urgent Courses	10	74	13.5%	9.7%	9.5%	9.1%
% of FP17s Relating to Free Repair or Replacements	0	74	0.0%	0.8%	0.7%	0.8%
% of FP17s Relating to Continuations	0	74	0.0%	0.9%	1.2%	1.2%
% of Patients satisfied with the dentistry they have received	0	0	N/A	93.1%	93.1%	92.8%
% of Patients satisfied with the time they had to wait for an appointment	0	0	N/A	89.9%	88.8%	88.7%

* This is based on patients treated on this contract for their most recent course of treatment. Figures in italics indicate the base number of FP17s or Patient Questionnaire responses are less than 100. N/A is shown where the base number of responses is less than 10 during the period. % is calculated as Quantity/Base number*100

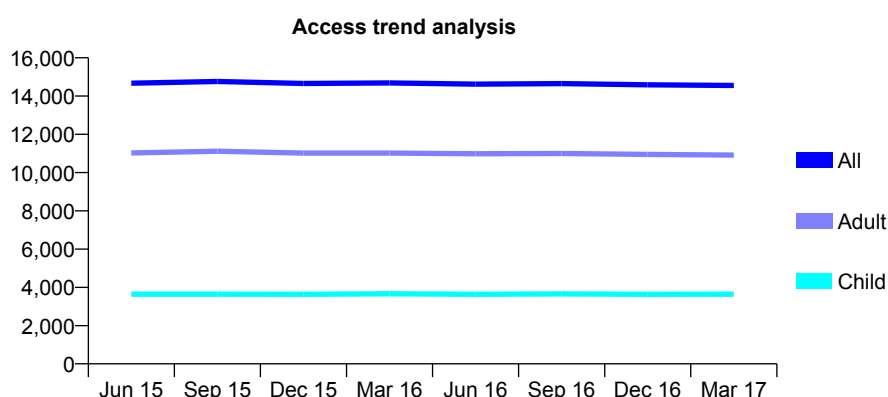
Q69 - Vital Signs At a Glance Contract Report for 842834/0001 - Year end March 2017

Name or company name	MR HR LABBANI MOTLAGH
Contract type name	GDS Contract
Purpose of contract	General
Contract start date	01/12/2009
Contract end date	

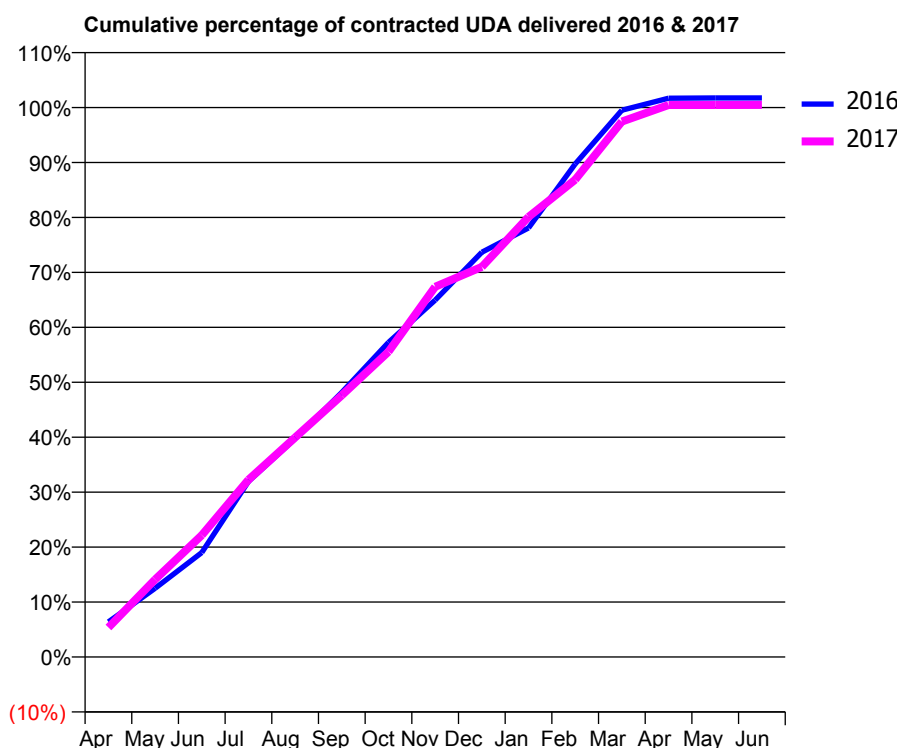
16/17 Contracted general activity (UDA)	37,544
Carry forward general activity (UDA)	-640
16/17 Contracted orthodontic activity (UOA)	0
Carry forward orthodontic activity (UOA)	0
Baseline contract value	£1,085,362.61

ACCESS*

Patients seen in 24 months	Total	Change since previous quarter
Quarter ending March 2016	14,686	
Quarter ending June 2016	14,620	→
Quarter ending September 2016	14,654	→
Quarter ending December 2016	14,585	→
Quarter ending March 2017	14,553	→
Variance since March 2016	(0.9%)	→



ACTIVITY



Adjusted Scheduled Activity (UDA)		
Month	2016	2017
April	2,359	2,022
May	4,626	5,301
June	7,023	8,321
July	11,808	12,115
August	14,679	15,004
September	17,795	17,879
October	21,152	20,862
November	24,001	25,294
December	27,218	26,653
January	28,850	30,075
February	33,148	32,613
March	36,761	36,584
April	37,577	37,718
May	37,588	37,716
June	37,588	37,719

QUALITY

	Quantity	Base Number	Contract	AT	Region	England
% of FP17s for the same patient ID Re-attending within 3 months - Children	102	4,897	2.1%	11.9%	11.9%	12.3%
% of FP17s for the same patient ID Re-attending within 3 months - Adults	641	13,557	4.7%	15.7%	16.6%	16.7%
% of FP17s for the same patient ID Re-attending between 3 & 9 months - Children	2,907	4,897	59.4%	57.2%	60.2%	57.6%
% of FP17s for the same patient ID Re-attending between 3 & 9 months - Adults	8,074	13,557	59.6%	48.2%	51.5%	50.1%
% of FP17s for Band 1 Urgent Courses	225	18,560	1.2%	9.7%	9.5%	9.1%
% of FP17s Relating to Free Repair or Replacements	0	18,560	0.0%	0.8%	0.7%	0.8%
% of FP17s Relating to Continuations	59	18,560	0.3%	0.9%	1.2%	1.2%
% of Patients satisfied with the dentistry they have received	180	187	96.3%	93.1%	93.1%	92.8%
% of Patients satisfied with the time they had to wait for an appointment	178	187	95.2%	89.9%	88.8%	88.7%

* This is based on patients treated on this contract for their most recent course of treatment. Figures in italics indicate the base number of FP17s or Patient Questionnaire responses are less than 100. N/A is shown where the base number of responses is less than 10 during the period. % is calculated as Quantity/Base number*100

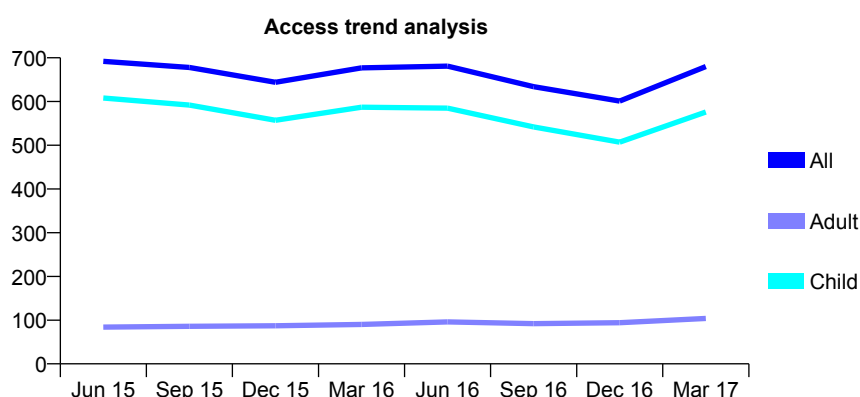
Q69 - Vital Signs At a Glance Contract Report for 847054/0001 - Year end March 2017

Name or company name	MR RA HUGHES
Contract type name	GDS Contract
Purpose of contract	General
Contract start date	01/04/2006
Contract end date	

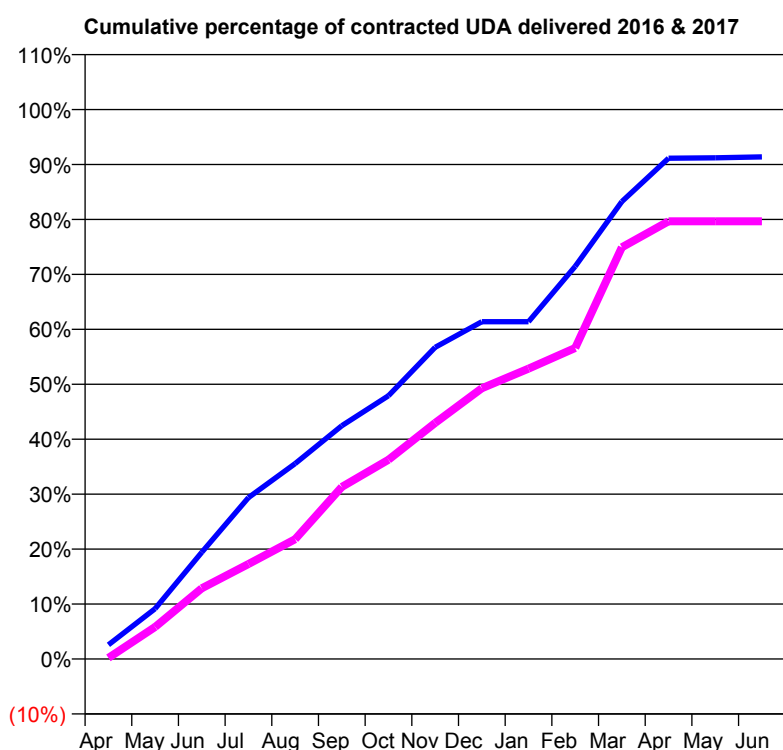
16/17 Contracted general activity (UDA)	1,526
Carry forward general activity (UDA)	0
16/17 Contracted orthodontic activity (UOA)	0
Carry forward orthodontic activity (UOA)	0
Baseline contract value	£39,645.92

ACCESS*

Patients seen in 24 months	Total	Change since previous quarter
Quarter ending March 2016	677	
Quarter ending June 2016	681	→
Quarter ending September 2016	634	↓
Quarter ending December 2016	601	↓
Quarter ending March 2017	680	↑
Variance since March 2016	0.4%	→



ACTIVITY



Month	Adjusted Scheduled Activity (UDA)	
	2016	2017
April	43	3
May	153	89
June	324	196
July	490	264
August	594	333
September	709	478
October	800	553
November	947	656
December	1,025	752
January	1,025	806
February	1,193	864
March	1,390	1,143
April	1,522	1,216
May	1,523	1,216
June	1,526	1,216

QUALITY

	Quantity	Base Number	Contract	AT	Region	England
% of FP17s for the same patient ID Re-attending within 3 months - Children	35	920	3.8%	11.9%	11.9%	12.3%
% of FP17s for the same patient ID Re-attending within 3 months - Adults	1	43	2.3%	15.7%	16.6%	16.7%
% of FP17s for the same patient ID Re-attending between 3 & 9 months - Children	555	920	60.3%	57.2%	60.2%	57.6%
% of FP17s for the same patient ID Re-attending between 3 & 9 months - Adults	5	43	11.6%	48.2%	51.5%	50.1%
% of FP17s for Band 1 Urgent Courses	28	920	3.0%	9.7%	9.5%	9.1%
% of FP17s Relating to Free Repair or Replacements	0	920	0.0%	0.8%	0.7%	0.8%
% of FP17s Relating to Continuations	0	920	0.0%	0.9%	1.2%	1.2%
% of Patients satisfied with the dentistry they have received	0	0	N/A	93.1%	93.1%	92.8%
% of Patients satisfied with the time they had to wait for an appointment	0	0	N/A	89.9%	88.8%	88.7%

* This is based on patients treated on this contract for their most recent course of treatment. Figures in italics indicate the base number of FP17s or Patient Questionnaire responses are less than 100. N/A is shown where the base number of responses is less than 10 during the period. % is calculated as Quantity/Base number*100

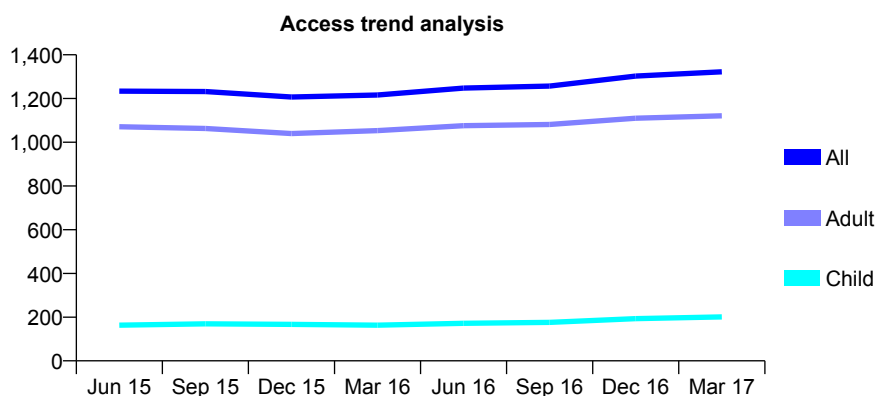
Q69 - Vital Signs At a Glance Contract Report for 848077/0001 - Year end March 2017

Name or company name	MISS NP MCVEIGH
Contract type name	GDS Contract
Purpose of contract	General
Contract start date	01/04/2006
Contract end date	

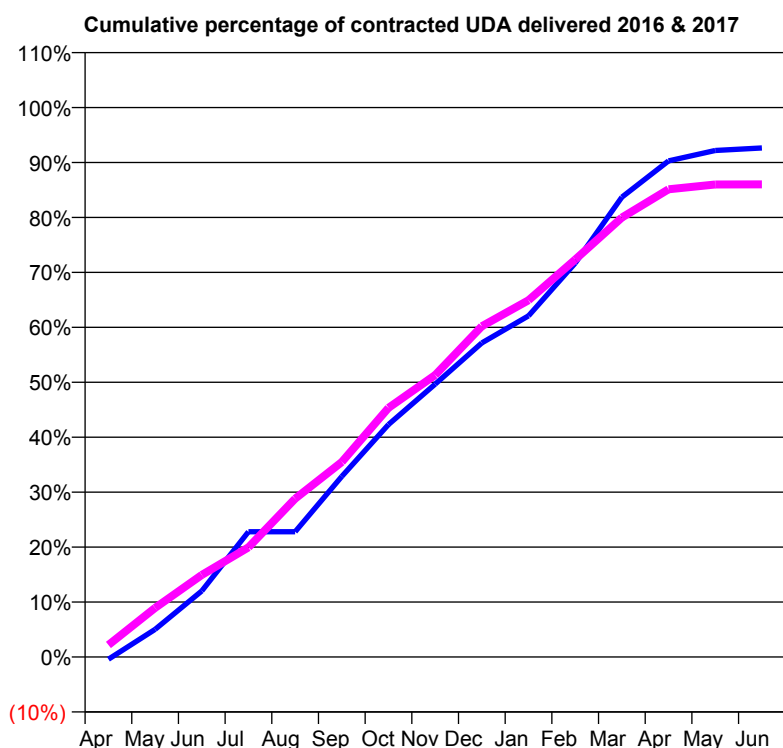
16/17 Contracted general activity (UDA)	4,472
Carry forward general activity (UDA)	0
16/17 Contracted orthodontic activity (UOA)	0
Carry forward orthodontic activity (UOA)	0
Baseline contract value	£93,542.62

ACCESS*

Patients seen in 24 months	Total	Change since previous quarter
Quarter ending March 2016	1,216	
Quarter ending June 2016	1,248	↑
Quarter ending September 2016	1,257	→
Quarter ending December 2016	1,303	↑
Quarter ending March 2017	1,322	→
Variance since March 2016	8.7%	↑



ACTIVITY



Adjusted Scheduled Activity (UDA)		
Month	2016	2017
April	-20	99
May	231	399
June	550	668
July	1,044	893
August	1,044	1,289
September	1,504	1,587
October	1,936	2,028
November	2,273	2,294
December	2,616	2,691
January	2,842	2,903
February	3,281	3,234
March	3,830	3,576
April	4,133	3,806
May	4,219	3,846
June	4,240	3,847

QUALITY

	Quantity	Base Number	Contract	AT	Region	England
% of FP17s for the same patient ID Re-attending within 3 months - Children	5	294	1.7%	11.9%	11.9%	12.3%
% of FP17s for the same patient ID Re-attending within 3 months - Adults	215	1,915	11.2%	15.7%	16.6%	16.7%
% of FP17s for the same patient ID Re-attending between 3 & 9 months - Children	183	294	62.2%	57.2%	60.2%	57.6%
% of FP17s for the same patient ID Re-attending between 3 & 9 months - Adults	1,337	1,915	69.8%	48.2%	51.5%	50.1%
% of FP17s for Band 1 Urgent Courses	133	2,208	6.0%	9.7%	9.5%	9.1%
% of FP17s Relating to Free Repair or Replacements	42	2,208	1.9%	0.8%	0.7%	0.8%
% of FP17s Relating to Continuations	5	2,208	0.2%	0.9%	1.2%	1.2%
% of Patients satisfied with the dentistry they have received	9	10	90.0%	93.1%	93.1%	92.8%
% of Patients satisfied with the time they had to wait for an appointment	10	10	100.0%	89.9%	88.8%	88.7%

* This is based on patients treated on this contract for their most recent course of treatment. Figures in italics indicate the base number of FP17s or Patient Questionnaire responses are less than 100. N/A is shown where the base number of responses is less than 10 during the period. % is calculated as Quantity/Base number*100

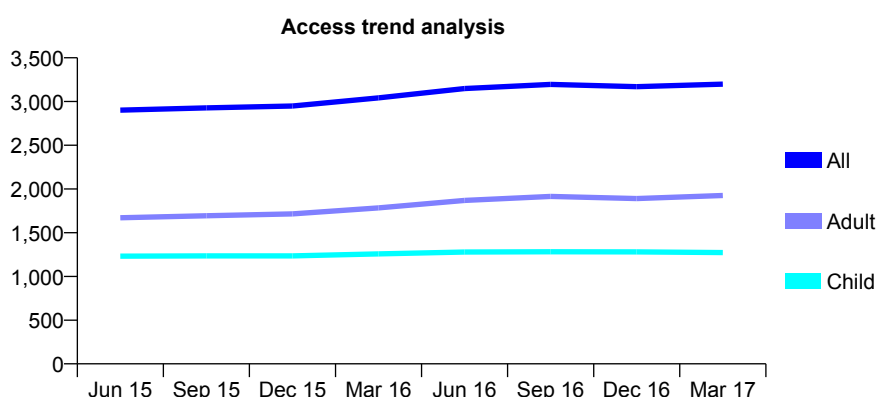
Q69 - Vital Signs At a Glance Contract Report for 854166/0001 - Year end March 2017

Name or company name	MRS JP BENNETT
Contract type name	GDS Contract
Purpose of contract	General
Contract start date	01/04/2006
Contract end date	

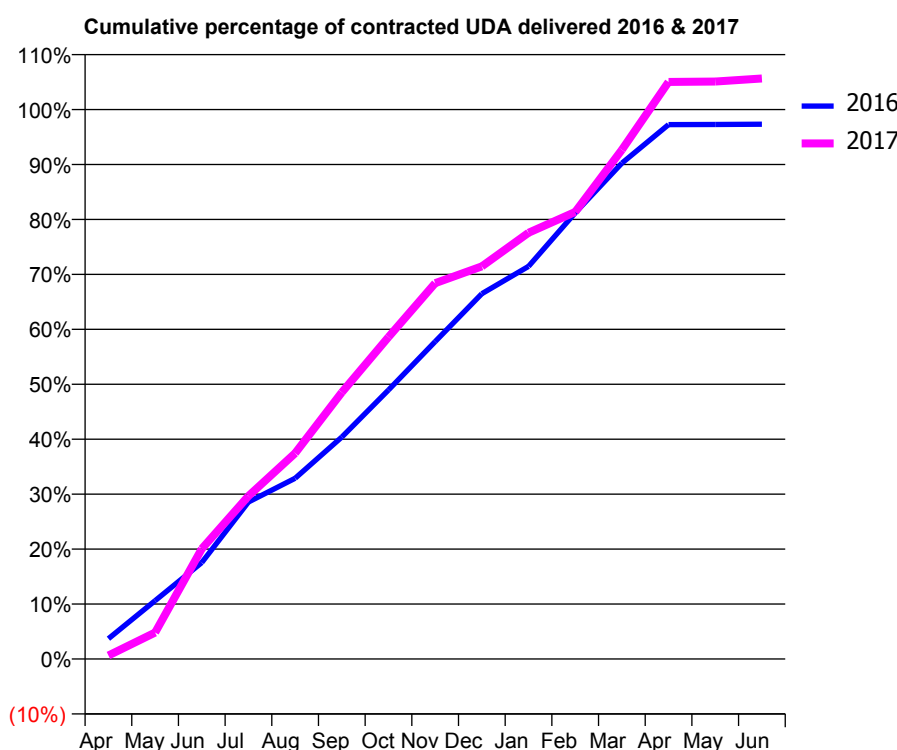
16/17 Contracted general activity (UDA)	5,926
Carry forward general activity (UDA)	160
16/17 Contracted orthodontic activity (UOA)	0
Carry forward orthodontic activity (UOA)	0
Baseline contract value	£117,015.50

ACCESS*

Patients seen in 24 months	Total	Change since previous quarter
Quarter ending March 2016	3,042	
Quarter ending June 2016	3,148	↑
Quarter ending September 2016	3,196	→
Quarter ending December 2016	3,170	→
Quarter ending March 2017	3,199	→
Variance since March 2016	5.2%	↑



ACTIVITY



Adjusted Scheduled Activity (UDA)		
Month	2016	2017
April	221	38
May	633	286
June	1,047	1,189
July	1,705	1,758
August	1,963	2,219
September	2,410	2,875
October	2,920	3,472
November	3,447	4,053
December	3,966	4,234
January	4,263	4,597
February	4,843	4,821
March	5,384	5,491
April	5,802	6,223
May	5,803	6,228
June	5,806	6,261

QUALITY

	Quantity	Base Number	Contract	AT	Region	England
% of FP17s for the same patient ID Re-attending within 3 months - Children	157	1,813	8.7%	11.9%	11.9%	12.3%
% of FP17s for the same patient ID Re-attending within 3 months - Adults	485	2,496	19.4%	15.7%	16.6%	16.7%
% of FP17s for the same patient ID Re-attending between 3 & 9 months - Children	996	1,813	54.9%	57.2%	60.2%	57.6%
% of FP17s for the same patient ID Re-attending between 3 & 9 months - Adults	1,153	2,496	46.2%	48.2%	51.5%	50.1%
% of FP17s for Band 1 Urgent Courses	331	3,697	9.0%	9.7%	9.5%	9.1%
% of FP17s Relating to Free Repair or Replacements	42	3,697	1.1%	0.8%	0.7%	0.8%
% of FP17s Relating to Continuations	1	3,697	0.0%	0.9%	1.2%	1.2%
% of Patients satisfied with the dentistry they have received	3	3	N/A	93.1%	93.1%	92.8%
% of Patients satisfied with the time they had to wait for an appointment	3	3	N/A	89.9%	88.8%	88.7%

* This is based on patients treated on this contract for their most recent course of treatment. Figures in italics indicate the base number of FP17s or Patient Questionnaire responses are less than 100. N/A is shown where the base number of responses is less than 10 during the period. % is calculated as Quantity/Base number*100

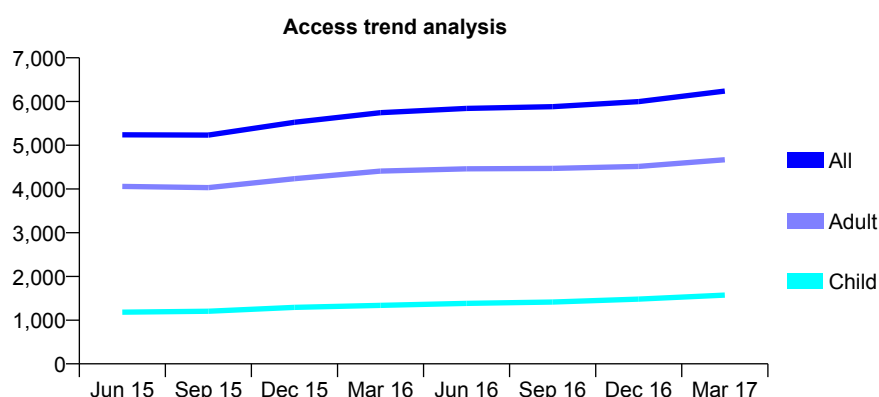
Q69 - Vital Signs At a Glance Contract Report for 889660/0001 - Year end March 2017

Name or company name	MR B AHMED
Contract type name	GDS Contract
Purpose of contract	General
Contract start date	25/07/2012
Contract end date	

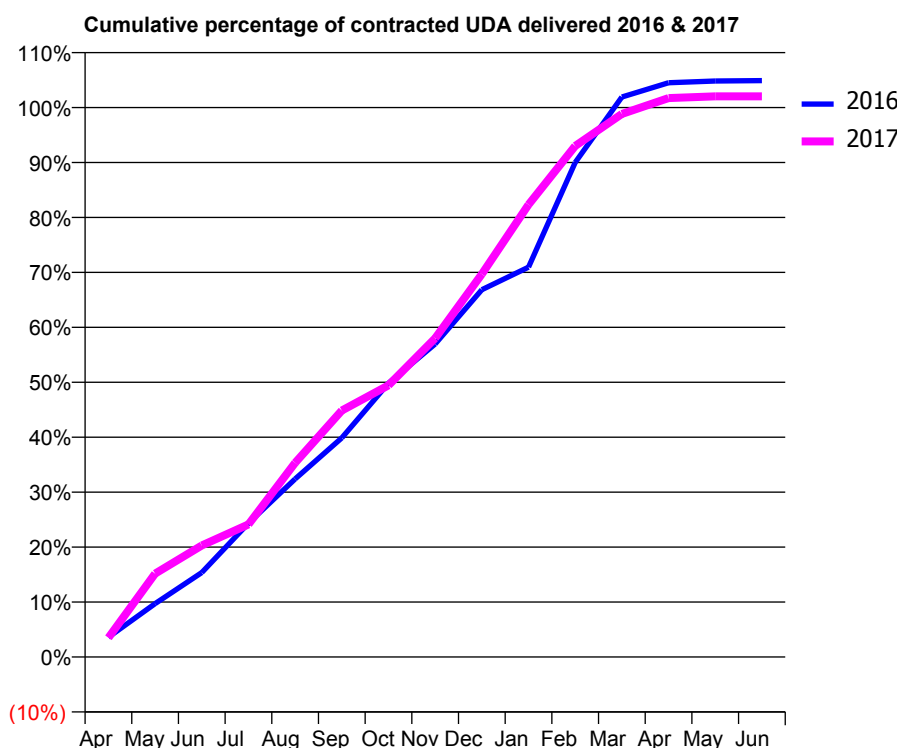
16/17 Contracted general activity (UDA)	13,520
Carry forward general activity (UDA)	-260
16/17 Contracted orthodontic activity (UOA)	0
Carry forward orthodontic activity (UOA)	0
Baseline contract value	£321,425.08

ACCESS*

Patients seen in 24 months	Total	Change since previous quarter
Quarter ending March 2016	5,746	
Quarter ending June 2016	5,844	→
Quarter ending September 2016	5,883	→
Quarter ending December 2016	5,999	→
Quarter ending March 2017	6,239	↑
Variance since March 2016	8.6%	↑



ACTIVITY



Month	Adjusted Scheduled Activity (UDA)	
	2016	2017
April	470	475
May	1,264	2,053
June	1,997	2,746
July	3,165	3,264
August	4,212	4,780
September	5,185	6,064
October	6,480	6,685
November	7,406	7,842
December	8,690	9,421
January	9,223	11,129
February	11,698	12,575
March	13,249	13,360
April	13,587	13,751
May	13,625	13,794
June	13,635	13,795

QUALITY

	Quantity	Base Number	Contract	AT	Region	England
% of FP17s for the same patient ID Re-attending within 3 months - Children	164	2,362	6.9%	11.9%	11.9%	12.3%
% of FP17s for the same patient ID Re-attending within 3 months - Adults	783	6,231	12.6%	15.7%	16.6%	16.7%
% of FP17s for the same patient ID Re-attending between 3 & 9 months - Children	1,366	2,362	57.8%	57.2%	60.2%	57.6%
% of FP17s for the same patient ID Re-attending between 3 & 9 months - Adults	3,382	6,231	54.3%	48.2%	51.5%	50.1%
% of FP17s for Band 1 Urgent Courses	794	7,332	10.8%	9.7%	9.5%	9.1%
% of FP17s Relating to Free Repair or Replacements	57	7,332	0.8%	0.8%	0.7%	0.8%
% of FP17s Relating to Continuations	32	7,332	0.4%	0.9%	1.2%	1.2%
% of Patients satisfied with the dentistry they have received	18	20	90.0%	93.1%	93.1%	92.8%
% of Patients satisfied with the time they had to wait for an appointment	20	20	100.0%	89.9%	88.8%	88.7%

* This is based on patients treated on this contract for their most recent course of treatment. Figures in italics indicate the base number of FP17s or Patient Questionnaire responses are less than 100. N/A is shown where the base number of responses is less than 10 during the period. % is calculated as Quantity/Base number*100

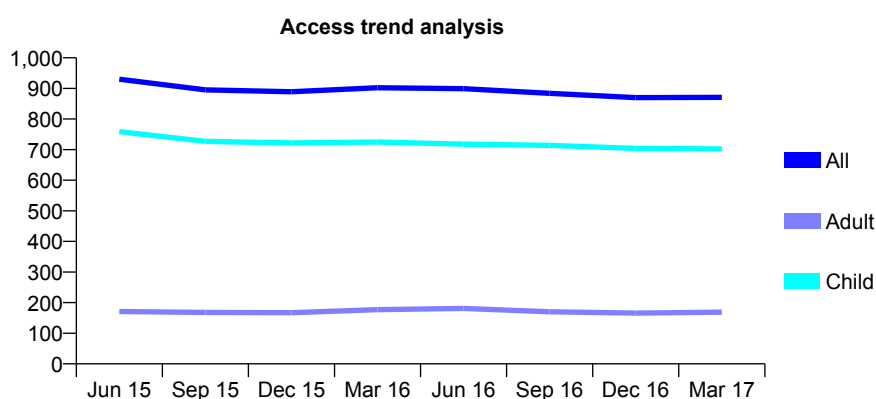
Q69 - Vital Signs At a Glance Contract Report for 905763/0001 - Year end March 2017

Name or company name	MR HR PATEL
Contract type name	GDS Contract
Purpose of contract	General
Contract start date	01/04/2006
Contract end date	

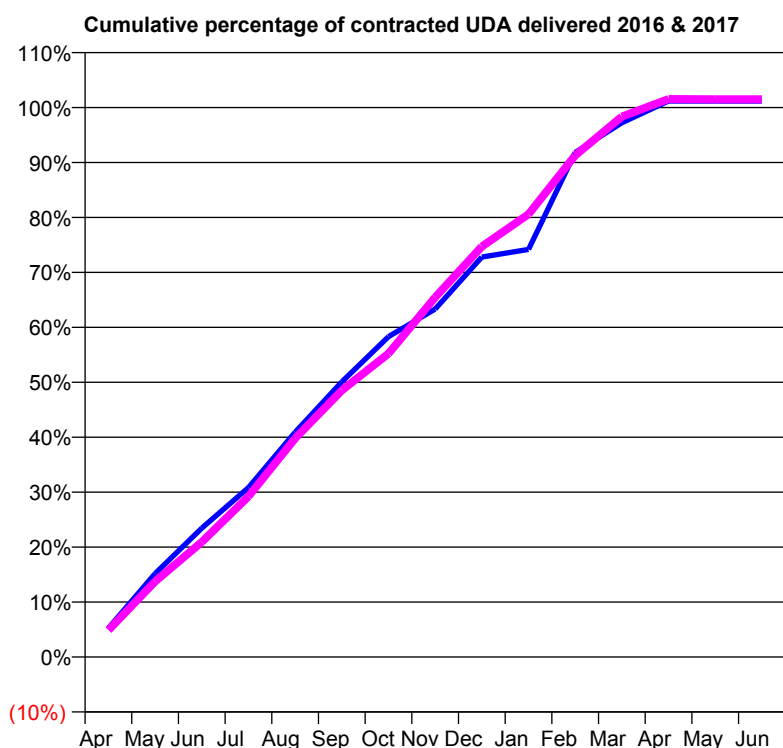
16/17 Contracted general activity (UDA)	2,000
Carry forward general activity (UDA)	-23
16/17 Contracted orthodontic activity (UOA)	0
Carry forward orthodontic activity (UOA)	0
Baseline contract value	£44,551.25

ACCESS*

Patients seen in 24 months	Total	Change since previous quarter
Quarter ending March 2016	902	
Quarter ending June 2016	899	→
Quarter ending September 2016	884	↓
Quarter ending December 2016	870	↓
Quarter ending March 2017	871	→
Variance since March 2016	(3.4%)	↓



ACTIVITY



Adjusted Scheduled Activity (UDA)		
Month	2016	2017
April	105	98
May	304	275
June	469	419
July	616	585
August	818	796
September	1,002	970
October	1,166	1,104
November	1,267	1,309
December	1,456	1,494
January	1,484	1,611
February	1,836	1,826
March	1,944	1,967
April	2,024	2,031
May	2,024	2,030
June	2,024	2,030

QUALITY

	Quantity	Base Number	Contract	AT	Region	England
% of FP17s for the same patient ID Re-attending within 3 months - Children	69	1,063	6.5%	11.9%	11.9%	12.3%
% of FP17s for the same patient ID Re-attending within 3 months - Adults	28	147	19.0%	15.7%	16.6%	16.7%
% of FP17s for the same patient ID Re-attending between 3 & 9 months - Children	637	1,063	59.9%	57.2%	60.2%	57.6%
% of FP17s for the same patient ID Re-attending between 3 & 9 months - Adults	81	147	55.1%	48.2%	51.5%	50.1%
% of FP17s for Band 1 Urgent Courses	75	1,209	6.2%	9.7%	9.5%	9.1%
% of FP17s Relating to Free Repair or Replacements	1	1,209	0.1%	0.8%	0.7%	0.8%
% of FP17s Relating to Continuations	0	1,209	0.0%	0.9%	1.2%	1.2%
% of Patients satisfied with the dentistry they have received	1	1	N/A	93.1%	93.1%	92.8%
% of Patients satisfied with the time they had to wait for an appointment	1	1	N/A	89.9%	88.8%	88.7%

* This is based on patients treated on this contract for their most recent course of treatment. Figures in italics indicate the base number of FP17s or Patient Questionnaire responses are less than 100. N/A is shown where the base number of responses is less than 10 during the period. % is calculated as Quantity/Base number*100

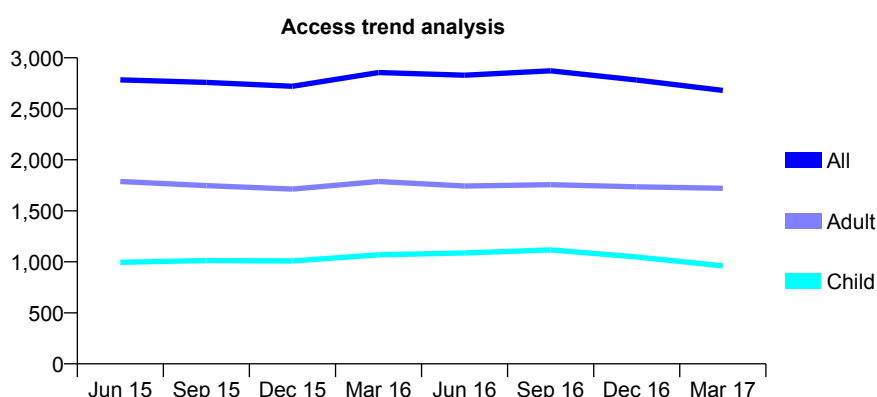
Q69 - Vital Signs At a Glance Contract Report for 905860/0004 - Year end March 2017

Name or company name	MR A MAKHANI
Contract type name	GDS Contract
Purpose of contract	General
Contract start date	01/04/2006
Contract end date	

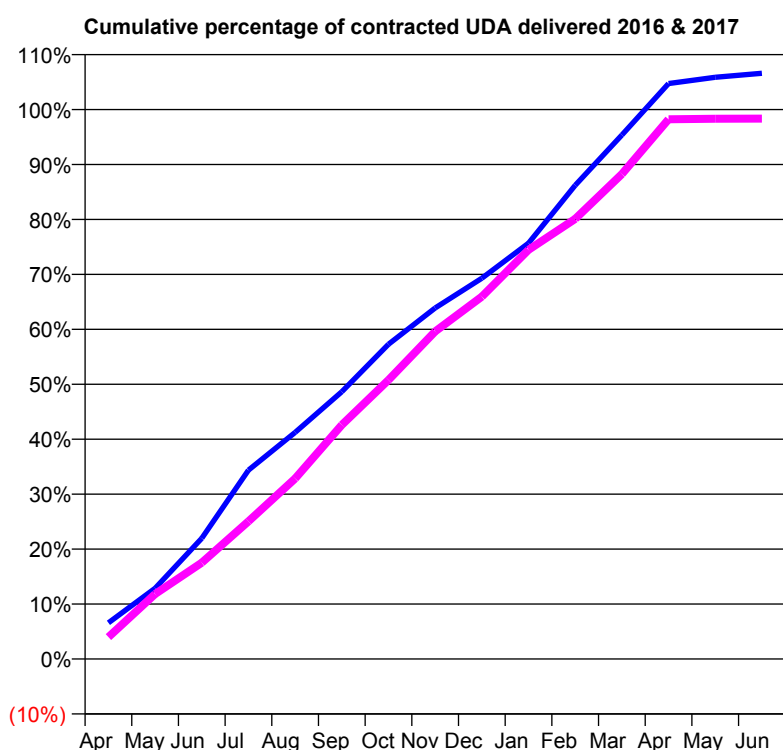
16/17 Contracted general activity (UDA)	6,297
Carry forward general activity (UDA)	0
16/17 Contracted orthodontic activity (UOA)	0
Carry forward orthodontic activity (UOA)	0
Baseline contract value	£154,113.93

ACCESS*

Patients seen in 24 months	Total	Change since previous quarter
Quarter ending March 2016	2,856	
Quarter ending June 2016	2,830	→
Quarter ending September 2016	2,873	→
Quarter ending December 2016	2,783	↓
Quarter ending March 2017	2,681	↓
Variance since March 2016	(6.1%)	↓



ACTIVITY



Adjusted Scheduled Activity (UDA)		
Month	2016	2017
April	424	251
May	830	745
June	1,416	1,104
July	2,215	1,578
August	2,659	2,068
September	3,135	2,683
October	3,692	3,197
November	4,117	3,754
December	4,466	4,153
January	4,877	4,690
February	5,556	5,043
March	6,146	5,556
April	6,749	6,184
May	6,822	6,191
June	6,870	6,192

QUALITY

	Quantity	Base Number	Contract	AT	Region	England
% of FP17s for the same patient ID Re-attending within 3 months - Children	81	1,364	5.9%	11.9%	11.9%	12.3%
% of FP17s for the same patient ID Re-attending within 3 months - Adults	220	1,802	12.2%	15.7%	16.6%	16.7%
% of FP17s for the same patient ID Re-attending between 3 & 9 months - Children	688	1,364	50.4%	57.2%	60.2%	57.6%
% of FP17s for the same patient ID Re-attending between 3 & 9 months - Adults	681	1,802	37.8%	48.2%	51.5%	50.1%
% of FP17s for Band 1 Urgent Courses	307	3,055	10.0%	9.7%	9.5%	9.1%
% of FP17s Relating to Free Repair or Replacements	18	3,055	0.6%	0.8%	0.7%	0.8%
% of FP17s Relating to Continuations	7	3,055	0.2%	0.9%	1.2%	1.2%
% of Patients satisfied with the dentistry they have received	5	5	N/A	93.1%	93.1%	92.8%
% of Patients satisfied with the time they had to wait for an appointment	5	5	N/A	89.9%	88.8%	88.7%

* This is based on patients treated on this contract for their most recent course of treatment. Figures in italics indicate the base number of FP17s or Patient Questionnaire responses are less than 100. N/A is shown where the base number of responses is less than 10 during the period. % is calculated as Quantity/Base number*100

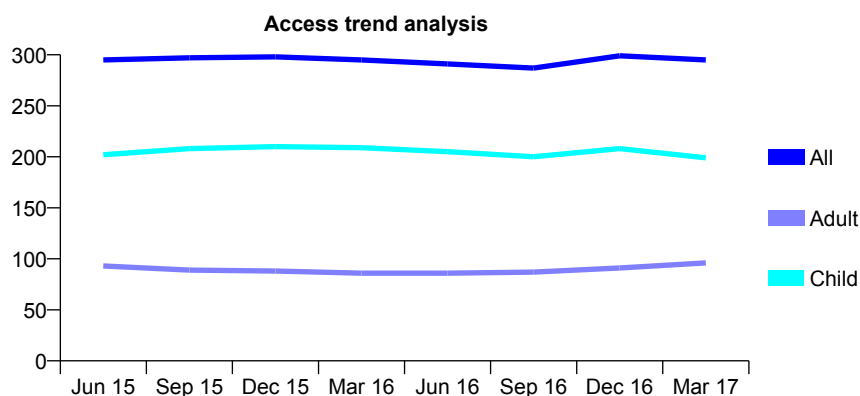
Q69 - Vital Signs At a Glance Contract Report for 911658/0001 - Year end March 2017

Name or company name	KH Lee Dental Prtice
Contract type name	GDS Contract
Purpose of contract	General
Contract start date	01/04/2006
Contract end date	

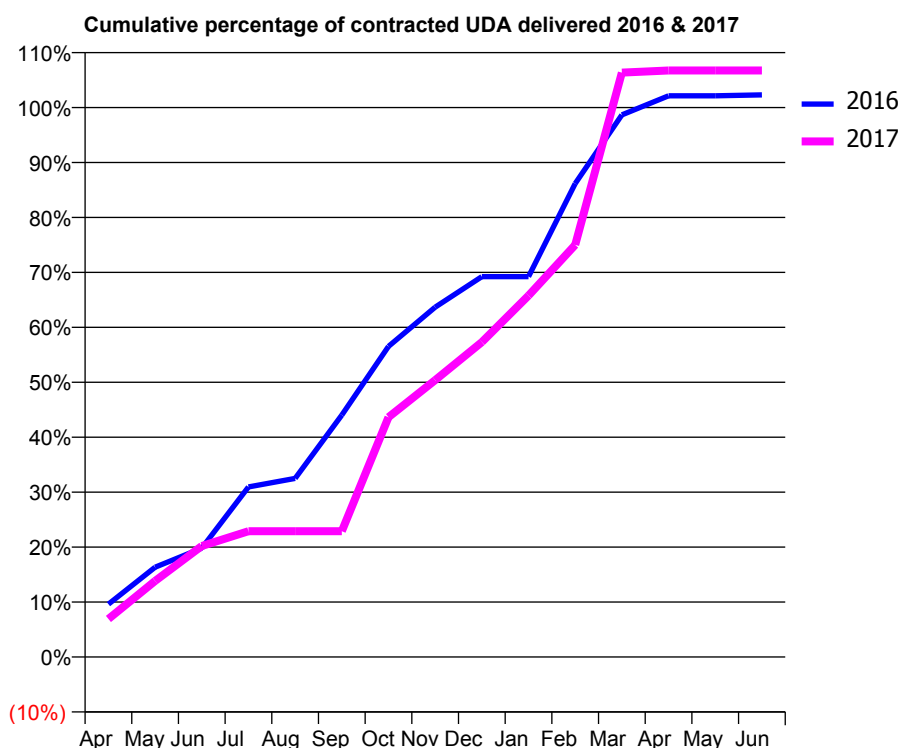
16/17 Contracted general activity (UDA)	520
Carry forward general activity (UDA)	-10
16/17 Contracted orthodontic activity (UOA)	0
Carry forward orthodontic activity (UOA)	0
Baseline contract value	£11,945.68

ACCESS*

Patients seen in 24 months	Total	Change since previous quarter
Quarter ending March 2016	295	
Quarter ending June 2016	291	↓
Quarter ending September 2016	287	↓
Quarter ending December 2016	299	↑
Quarter ending March 2017	295	↓
Variance since March 2016	0.0%	→



ACTIVITY



Adjusted Scheduled Activity (UDA)		
Month	2016	2017
April	50	36
May	85	72
June	103	105
July	161	119
August	169	119
September	229	119
October	294	227
November	331	262
December	360	298
January	360	342
February	448	390
March	513	553
April	531	555
May	531	555
June	532	555

QUALITY

	Quantity	Base Number	Contract	AT	Region	England
% of FP17s for the same patient ID Re-attending within 3 months - Children	3	270	1.1%	11.9%	11.9%	12.3%
% of FP17s for the same patient ID Re-attending within 3 months - Adults	1	63	1.6%	15.7%	16.6%	16.7%
% of FP17s for the same patient ID Re-attending between 3 & 9 months - Children	133	270	49.3%	57.2%	60.2%	57.6%
% of FP17s for the same patient ID Re-attending between 3 & 9 months - Adults	13	63	20.6%	48.2%	51.5%	50.1%
% of FP17s for Band 1 Urgent Courses	0	320	0.0%	9.7%	9.5%	9.1%
% of FP17s Relating to Free Repair or Replacements	0	320	0.0%	0.8%	0.7%	0.8%
% of FP17s Relating to Continuations	0	320	0.0%	0.9%	1.2%	1.2%
% of Patients satisfied with the dentistry they have received	0	0	N/A	93.1%	93.1%	92.8%
% of Patients satisfied with the time they had to wait for an appointment	0	0	N/A	89.9%	88.8%	88.7%

* This is based on patients treated on this contract for their most recent course of treatment. Figures in italics indicate the base number of FP17s or Patient Questionnaire responses are less than 100. N/A is shown where the base number of responses is less than 10 during the period. % is calculated as Quantity/Base number*100

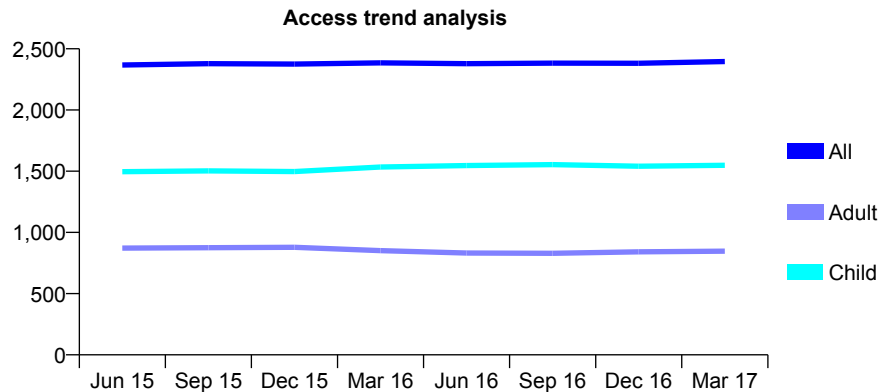
Q69 - Vital Signs At a Glance Contract Report for 912344/0001 - Year end March 2017

Name or company name	MISS LE DAVIES
Contract type name	GDS Contract
Purpose of contract	General
Contract start date	01/04/2006
Contract end date	

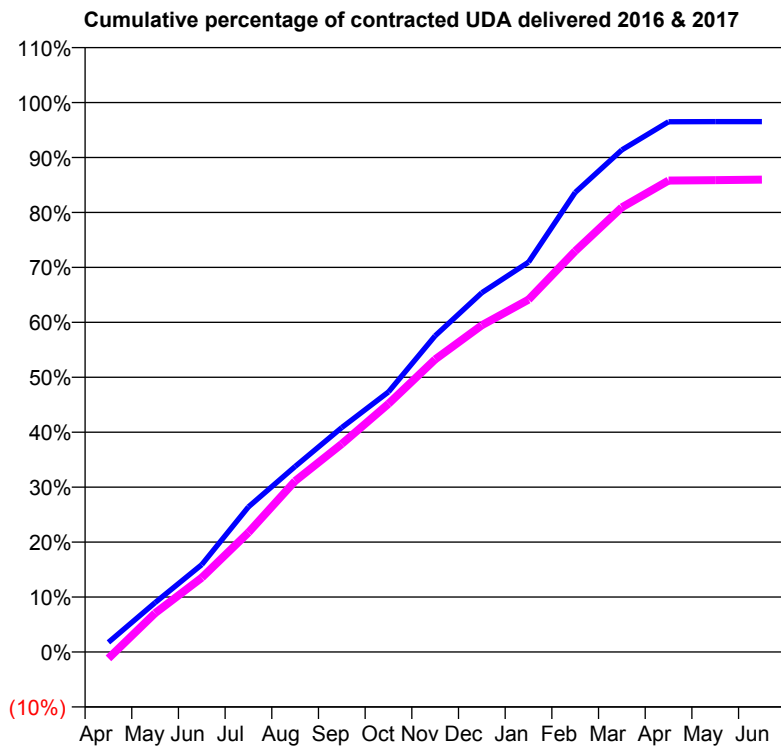
16/17 Contracted general activity (UDA)	5,439
Carry forward general activity (UDA)	189
16/17 Contracted orthodontic activity (UOA)	0
Carry forward orthodontic activity (UOA)	0
Baseline contract value	£112,234.08

ACCESS*

Patients seen in 24 months	Total	Change since previous quarter
Quarter ending March 2016	2,385	
Quarter ending June 2016	2,378	→
Quarter ending September 2016	2,383	→
Quarter ending December 2016	2,382	→
Quarter ending March 2017	2,396	→
Variance since March 2016	0.5%	→



ACTIVITY



Adjusted Scheduled Activity (UDA)		
Month	2016	2017
April	96	-64
May	489	384
June	865	736
July	1,436	1,184
August	1,837	1,693
September	2,221	2,060
October	2,574	2,458
November	3,130	2,897
December	3,557	3,235
January	3,859	3,488
February	4,550	3,969
March	4,971	4,401
April	5,248	4,666
May	5,250	4,670
June	5,250	4,676

QUALITY

	Quantity	Base Number	Contract	AT	Region	England
% of FP17s for the same patient ID Re-attending within 3 months - Children	165	1,965	8.4%	11.9%	11.9%	12.3%
% of FP17s for the same patient ID Re-attending within 3 months - Adults	204	811	25.2%	15.7%	16.6%	16.7%
% of FP17s for the same patient ID Re-attending between 3 & 9 months - Children	800	1,965	40.7%	57.2%	60.2%	57.6%
% of FP17s for the same patient ID Re-attending between 3 & 9 months - Adults	262	811	32.3%	48.2%	51.5%	50.1%
% of FP17s for Band 1 Urgent Courses	166	2,798	5.9%	9.7%	9.5%	9.1%
% of FP17s Relating to Free Repair or Replacements	0	2,798	0.0%	0.8%	0.7%	0.8%
% of FP17s Relating to Continuations	0	2,798	0.0%	0.9%	1.2%	1.2%
% of Patients satisfied with the dentistry they have received	5	5	N/A	93.1%	93.1%	92.8%
% of Patients satisfied with the time they had to wait for an appointment	5	5	N/A	89.9%	88.8%	88.7%

* This is based on patients treated on this contract for their most recent course of treatment. Figures in italics indicate the base number of FP17s or Patient Questionnaire responses are less than 100. N/A is shown where the base number of responses is less than 10 during the period. % is calculated as Quantity/Base number*100

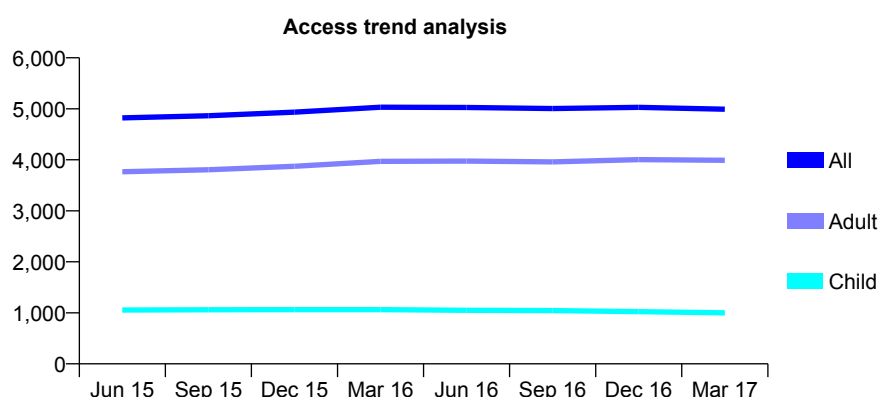
Q69 - Vital Signs At a Glance Contract Report for 915211/0001 - Year end March 2017

Name or company name	MISS A CHANDARIA
Contract type name	GDS Contract
Purpose of contract	General
Contract start date	01/04/2006
Contract end date	

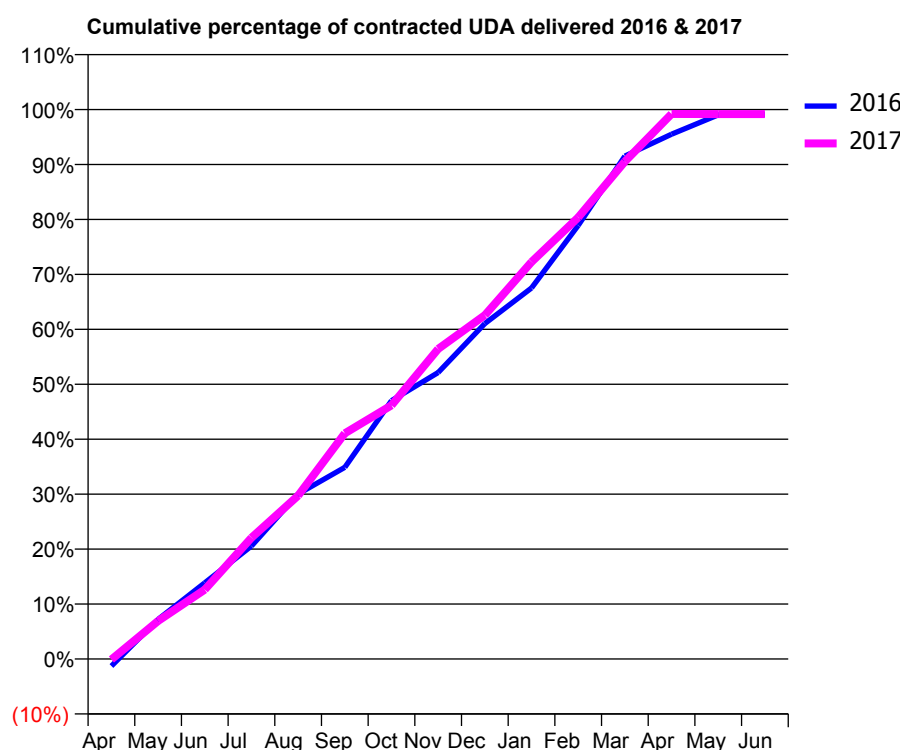
16/17 Contracted general activity (UDA)	13,232
Carry forward general activity (UDA)	118
16/17 Contracted orthodontic activity (UOA)	0
Carry forward orthodontic activity (UOA)	0
Baseline contract value	£311,907.09

ACCESS*

Patients seen in 24 months	Total	Change since previous quarter
Quarter ending March 2016	5,032	
Quarter ending June 2016	5,026	→
Quarter ending September 2016	5,004	→
Quarter ending December 2016	5,029	→
Quarter ending March 2017	4,992	→
Variance since March 2016	(0.8%)	→



ACTIVITY



Adjusted Scheduled Activity (UDA)		
Month	2016	2017
April	-171	-14
May	955	917
June	1,833	1,672
July	2,721	2,921
August	3,971	3,936
September	4,612	5,436
October	6,218	6,108
November	6,895	7,468
December	8,072	8,280
January	8,929	9,560
February	10,432	10,633
March	12,101	11,978
April	12,626	13,123
May	13,092	13,122
June	13,104	13,122

QUALITY

	Quantity	Base Number	Contract	AT	Region	England
% of FP17s for the same patient ID Re-attending within 3 months - Children	65	1,203	5.4%	11.9%	11.9%	12.3%
% of FP17s for the same patient ID Re-attending within 3 months - Adults	552	5,082	10.9%	15.7%	16.6%	16.7%
% of FP17s for the same patient ID Re-attending between 3 & 9 months - Children	506	1,203	42.1%	57.2%	60.2%	57.6%
% of FP17s for the same patient ID Re-attending between 3 & 9 months - Adults	2,841	5,082	55.9%	48.2%	51.5%	50.1%
% of FP17s for Band 1 Urgent Courses	612	6,391	9.6%	9.7%	9.5%	9.1%
% of FP17s Relating to Free Repair or Replacements	16	6,391	0.3%	0.8%	0.7%	0.8%
% of FP17s Relating to Continuations	25	6,391	0.4%	0.9%	1.2%	1.2%
% of Patients satisfied with the dentistry they have received	13	14	92.9%	93.1%	93.1%	92.8%
% of Patients satisfied with the time they had to wait for an appointment	13	14	92.9%	89.9%	88.8%	88.7%

* This is based on patients treated on this contract for their most recent course of treatment. Figures in italics indicate the base number of FP17s or Patient Questionnaire responses are less than 100. N/A is shown where the base number of responses is less than 10 during the period. % is calculated as Quantity/Base number*100

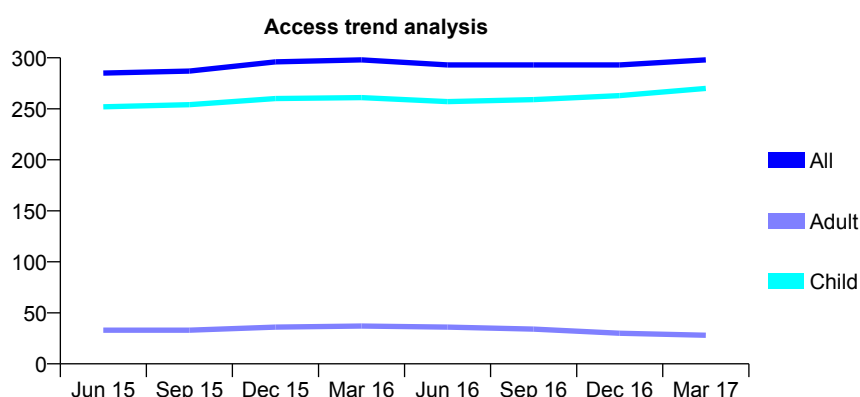
Q69 - Vital Signs At a Glance Contract Report for 915564/0001 - Year end March 2017

Name or company name	MR JM PATEL
Contract type name	GDS Contract
Purpose of contract	General
Contract start date	01/04/2006
Contract end date	

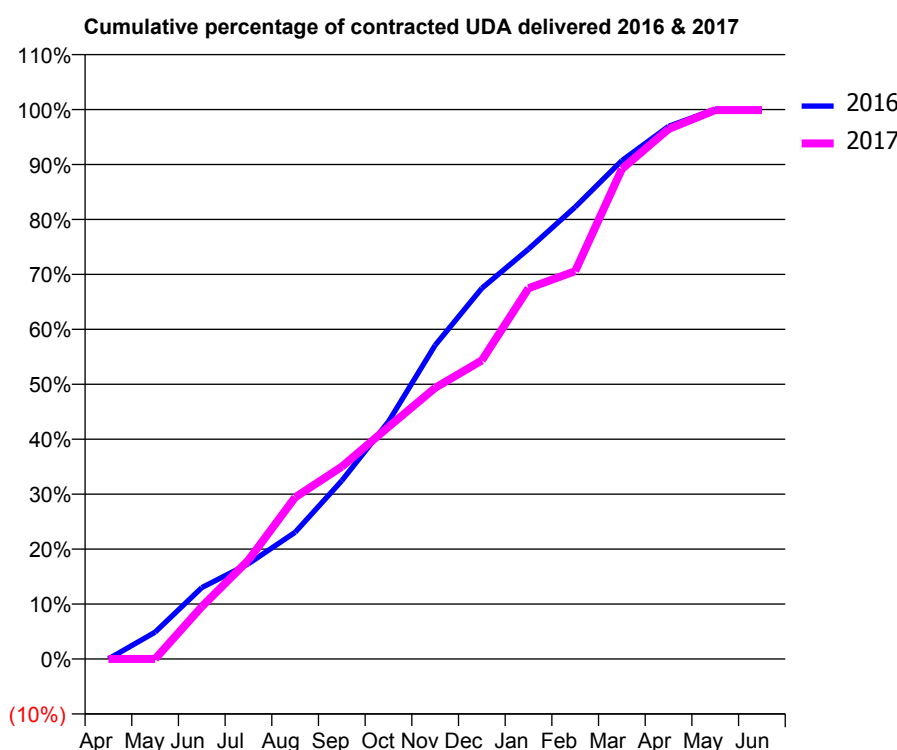
16/17 Contracted general activity (UDA)	580
Carry forward general activity (UDA)	0
16/17 Contracted orthodontic activity (UOA)	0
Carry forward orthodontic activity (UOA)	0
Baseline contract value	£11,097.26

ACCESS*

Patients seen in 24 months	Total	Change since previous quarter
Quarter ending March 2016	298	
Quarter ending June 2016	293	↓
Quarter ending September 2016	293	→
Quarter ending December 2016	293	→
Quarter ending March 2017	298	→
Variance since March 2016	0.0%	→



ACTIVITY



Month	Adjusted Scheduled Activity (UDA)	
	2016	2017
April	0	0
May	28	0
June	75	55
July	101	104
August	134	171
September	188	203
October	251	245
November	331	286
December	391	315
January	433	391
February	477	409
March	526	517
April	562	559
May	580	579
June	580	579

QUALITY

	Quantity	Base Number	Contract	AT	Region	England
% of FP17s for the same patient ID Re-attending within 3 months - Children	15	444	3.4%	11.9%	11.9%	12.3%
% of FP17s for the same patient ID Re-attending within 3 months - Adults	0	0	N/A	15.7%	16.6%	16.7%
% of FP17s for the same patient ID Re-attending between 3 & 9 months - Children	330	444	74.3%	57.2%	60.2%	57.6%
% of FP17s for the same patient ID Re-attending between 3 & 9 months - Adults	0	0	N/A	48.2%	51.5%	50.1%
% of FP17s for Band 1 Urgent Courses	17	442	3.8%	9.7%	9.5%	9.1%
% of FP17s Relating to Free Repair or Replacements	0	442	0.0%	0.8%	0.7%	0.8%
% of FP17s Relating to Continuations	0	442	0.0%	0.9%	1.2%	1.2%
% of Patients satisfied with the dentistry they have received	0	0	N/A	93.1%	93.1%	92.8%
% of Patients satisfied with the time they had to wait for an appointment	0	0	N/A	89.9%	88.8%	88.7%

* This is based on patients treated on this contract for their most recent course of treatment. Figures in italics indicate the base number of FP17s or Patient Questionnaire responses are less than 100. N/A is shown where the base number of responses is less than 10 during the period. % is calculated as Quantity/Base number*100

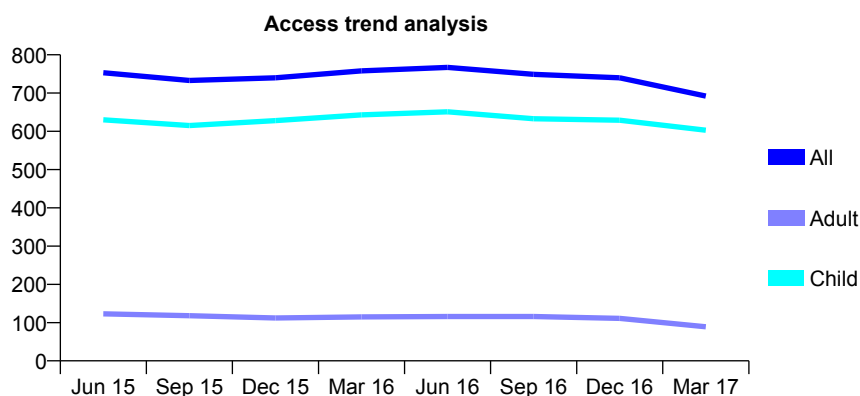
Q69 - Vital Signs At a Glance Contract Report for 916439/0001 - Year end March 2017

Name or company name	MR A SYED
Contract type name	GDS Contract
Purpose of contract	General
Contract start date	01/04/2006
Contract end date	

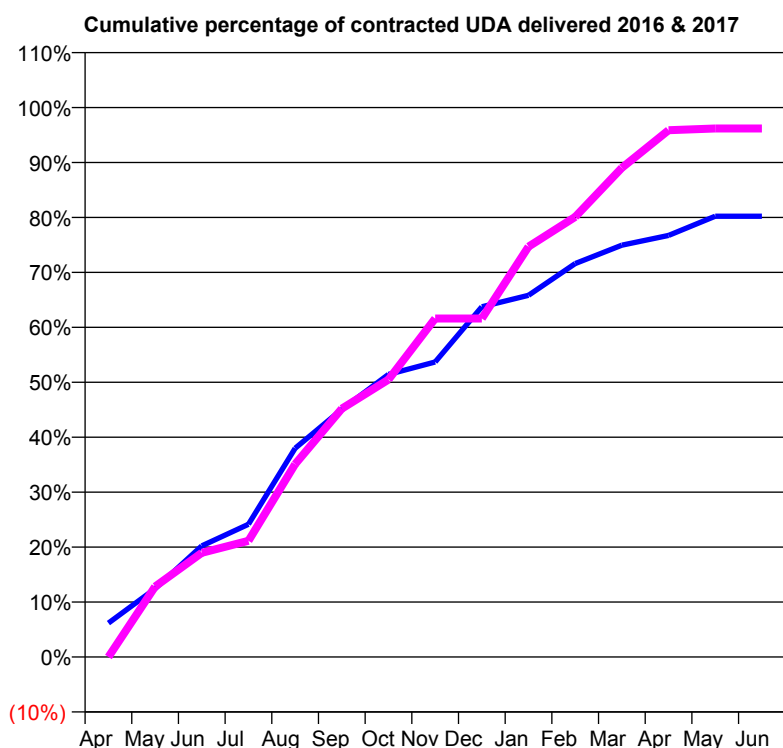
16/17 Contracted general activity (UDA)	963
Carry forward general activity (UDA)	0
16/17 Contracted orthodontic activity (UOA)	0
Carry forward orthodontic activity (UOA)	0
Baseline contract value	£21,681.61

ACCESS*

Patients seen in 24 months	Total	Change since previous quarter
Quarter ending March 2016	758	
Quarter ending June 2016	767	→
Quarter ending September 2016	749	↓
Quarter ending December 2016	740	↓
Quarter ending March 2017	692	↓
Variance since March 2016	(8.7%)	↓



ACTIVITY



Adjusted Scheduled Activity (UDA)		
Month	2016	2017
April	74	0
May	149	123
June	243	183
July	290	204
August	456	338
September	541	435
October	617	486
November	644	593
December	765	593
January	790	719
February	859	771
March	899	857
April	921	923
May	963	926
June	963	926

QUALITY

	Quantity	Base Number	Contract	AT	Region	England
% of FP17s for the same patient ID Re-attending within 3 months - Children	26	718	3.6%	11.9%	11.9%	12.3%
% of FP17s for the same patient ID Re-attending within 3 months - Adults	1	36	2.8%	15.7%	16.6%	16.7%
% of FP17s for the same patient ID Re-attending between 3 & 9 months - Children	357	718	49.7%	57.2%	60.2%	57.6%
% of FP17s for the same patient ID Re-attending between 3 & 9 months - Adults	10	36	27.8%	48.2%	51.5%	50.1%
% of FP17s for Band 1 Urgent Courses	6	745	0.8%	9.7%	9.5%	9.1%
% of FP17s Relating to Free Repair or Replacements	0	745	0.0%	0.8%	0.7%	0.8%
% of FP17s Relating to Continuations	0	745	0.0%	0.9%	1.2%	1.2%
% of Patients satisfied with the dentistry they have received	0	0	N/A	93.1%	93.1%	92.8%
% of Patients satisfied with the time they had to wait for an appointment	0	0	N/A	89.9%	88.8%	88.7%

* This is based on patients treated on this contract for their most recent course of treatment. Figures in italics indicate the base number of FP17s or Patient Questionnaire responses are less than 100. N/A is shown where the base number of responses is less than 10 during the period. % is calculated as Quantity/Base number*100

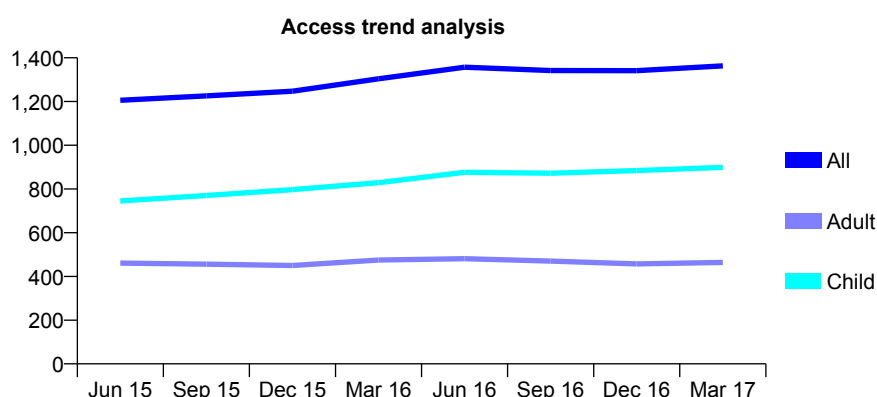
Q69 - Vital Signs At a Glance Contract Report for 917044/0001 - Year end March 2017

Name or company name	MISS M KHANNA
Contract type name	GDS Contract
Purpose of contract	General
Contract start date	01/04/2006
Contract end date	

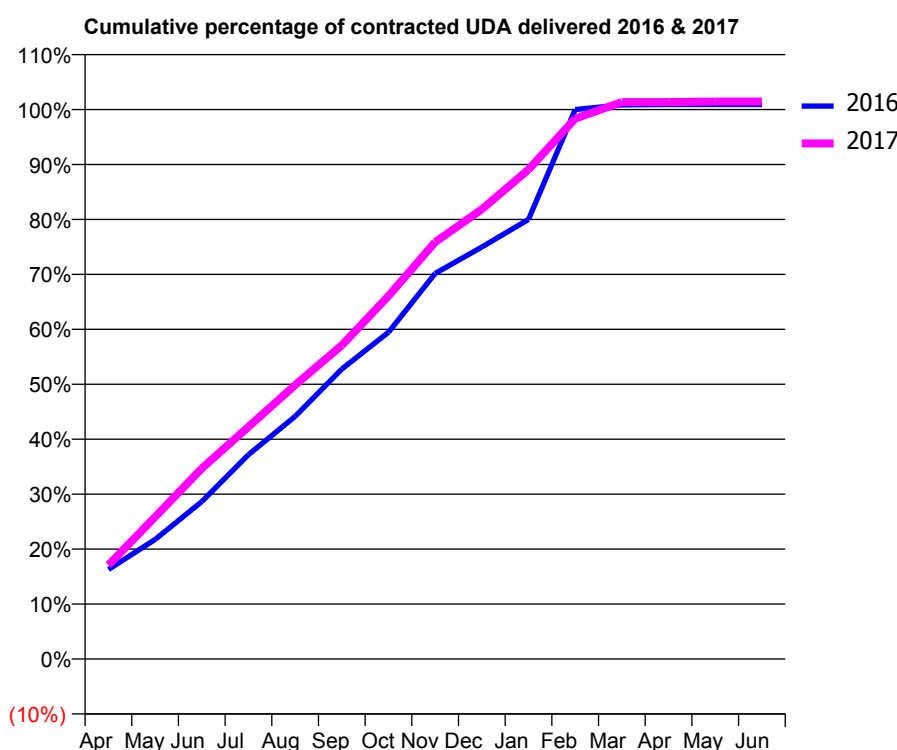
16/17 Contracted general activity (UDA)	3,000
Carry forward general activity (UDA)	-27
16/17 Contracted orthodontic activity (UOA)	0
Carry forward orthodontic activity (UOA)	0
Baseline contract value	£62,915.32

ACCESS*

Patients seen in 24 months	Total	Change since previous quarter
Quarter ending March 2016	1,304	
Quarter ending June 2016	1,357	↑
Quarter ending September 2016	1,342	↓
Quarter ending December 2016	1,341	→
Quarter ending March 2017	1,363	→
Variance since March 2016	4.5%	↑



ACTIVITY



Month	Adjusted Scheduled Activity (UDA)	
	2016	2017
April	489	513
May	653	776
June	859	1,041
July	1,115	1,268
August	1,325	1,496
September	1,583	1,713
October	1,784	1,982
November	2,105	2,276
December	2,249	2,455
January	2,400	2,672
February	2,999	2,951
March	3,025	3,041
April	3,027	3,041
May	3,027	3,044
June	3,027	3,044

QUALITY

	Quantity	Base Number	Contract	AT	Region	England
% of FP17s for the same patient ID Re-attending within 3 months - Children	76	1,150	6.6%	11.9%	11.9%	12.3%
% of FP17s for the same patient ID Re-attending within 3 months - Adults	47	389	12.1%	15.7%	16.6%	16.7%
% of FP17s for the same patient ID Re-attending between 3 & 9 months - Children	564	1,150	49.0%	57.2%	60.2%	57.6%
% of FP17s for the same patient ID Re-attending between 3 & 9 months - Adults	147	389	37.8%	48.2%	51.5%	50.1%
% of FP17s for Band 1 Urgent Courses	53	1,540	3.4%	9.7%	9.5%	9.1%
% of FP17s Relating to Free Repair or Replacements	5	1,540	0.3%	0.8%	0.7%	0.8%
% of FP17s Relating to Continuations	26	1,540	1.7%	0.9%	1.2%	1.2%
% of Patients satisfied with the dentistry they have received	1	1	N/A	93.1%	93.1%	92.8%
% of Patients satisfied with the time they had to wait for an appointment	1	1	N/A	89.9%	88.8%	88.7%

* This is based on patients treated on this contract for their most recent course of treatment. Figures in italics indicate the base number of FP17s or Patient Questionnaire responses are less than 100. N/A is shown where the base number of responses is less than 10 during the period. % is calculated as Quantity/Base number*100

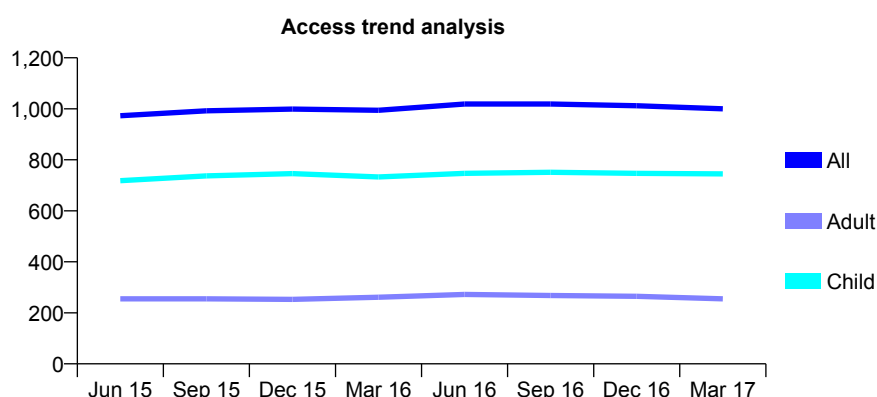
Q69 - Vital Signs At a Glance Contract Report for 919306/0001 - Year end March 2017

Name or company name	MR DJ VAN DER SPUY
Contract type name	GDS Contract
Purpose of contract	General
Contract start date	01/04/2006
Contract end date	

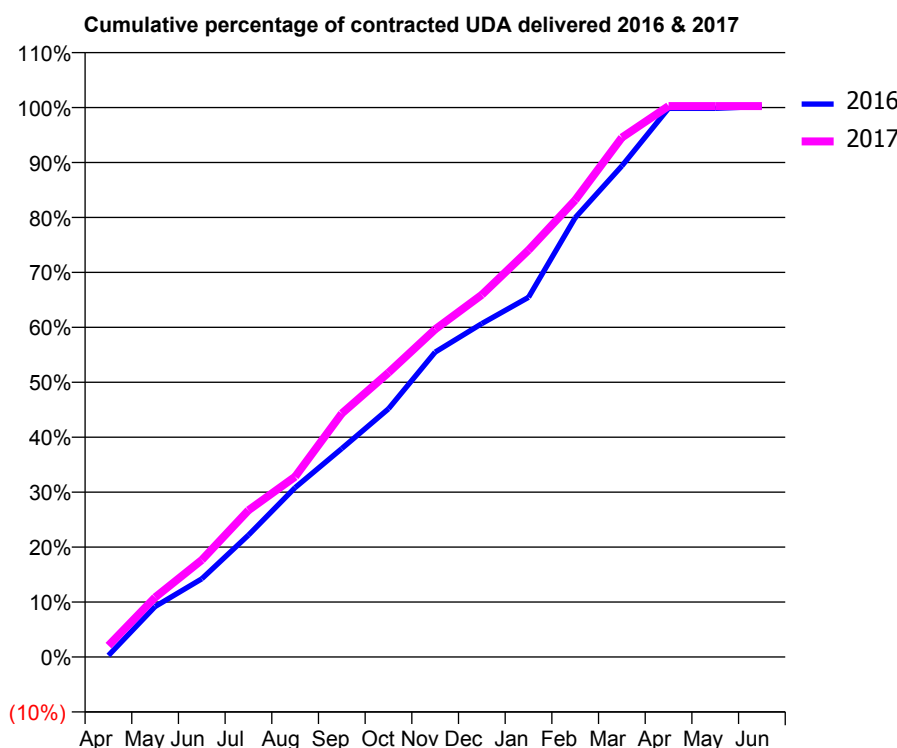
16/17 Contracted general activity (UDA)	3,200
Carry forward general activity (UDA)	-6
16/17 Contracted orthodontic activity (UOA)	0
Carry forward orthodontic activity (UOA)	0
Baseline contract value	£73,529.58

ACCESS*

Patients seen in 24 months	Total	Change since previous quarter
Quarter ending March 2016	994	
Quarter ending June 2016	1,019	↑
Quarter ending September 2016	1,019	→
Quarter ending December 2016	1,012	→
Quarter ending March 2017	1,000	↓
Variance since March 2016	0.6%	→



ACTIVITY



Month	Adjusted Scheduled Activity (UDA)	
	2016	2017
April	9	67
May	294	348
June	456	565
July	710	854
August	987	1,050
September	1,214	1,418
October	1,445	1,656
November	1,776	1,908
December	1,941	2,110
January	2,094	2,369
February	2,559	2,661
March	2,859	3,025
April	3,195	3,208
May	3,195	3,208
June	3,206	3,208

QUALITY

	Quantity	Base Number	Contract	AT	Region	England
% of FP17s for the same patient ID Re-attending within 3 months - Children	152	1,356	11.2%	11.9%	11.9%	12.3%
% of FP17s for the same patient ID Re-attending within 3 months - Adults	113	389	29.0%	15.7%	16.6%	16.7%
% of FP17s for the same patient ID Re-attending between 3 & 9 months - Children	920	1,356	67.8%	57.2%	60.2%	57.6%
% of FP17s for the same patient ID Re-attending between 3 & 9 months - Adults	218	389	56.0%	48.2%	51.5%	50.1%
% of FP17s for Band 1 Urgent Courses	90	1,694	5.3%	9.7%	9.5%	9.1%
% of FP17s Relating to Free Repair or Replacements	0	1,694	0.0%	0.8%	0.7%	0.8%
% of FP17s Relating to Continuations	8	1,694	0.5%	0.9%	1.2%	1.2%
% of Patients satisfied with the dentistry they have received	0	0	N/A	93.1%	93.1%	92.8%
% of Patients satisfied with the time they had to wait for an appointment	0	0	N/A	89.9%	88.8%	88.7%

* This is based on patients treated on this contract for their most recent course of treatment. Figures in italics indicate the base number of FP17s or Patient Questionnaire responses are less than 100. N/A is shown where the base number of responses is less than 10 during the period. % is calculated as Quantity/Base number*100

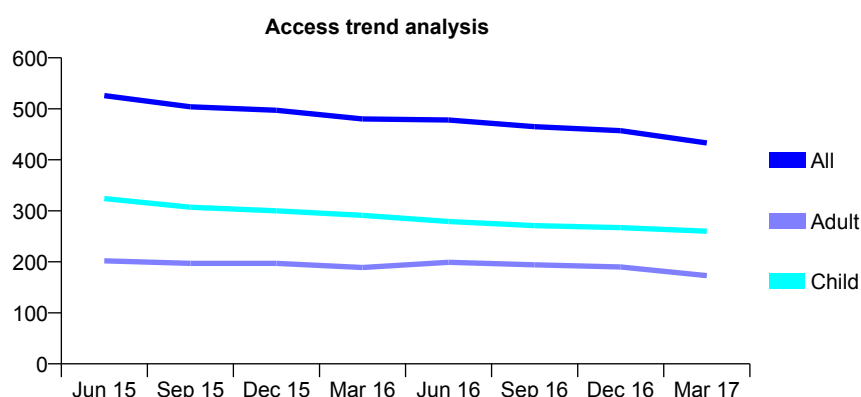
Q69 - Vital Signs At a Glance Contract Report for 920525/0001 - Year end March 2017

Name or company name	MR T MOEHL
Contract type name	GDS Contract
Purpose of contract	General
Contract start date	01/04/2006
Contract end date	

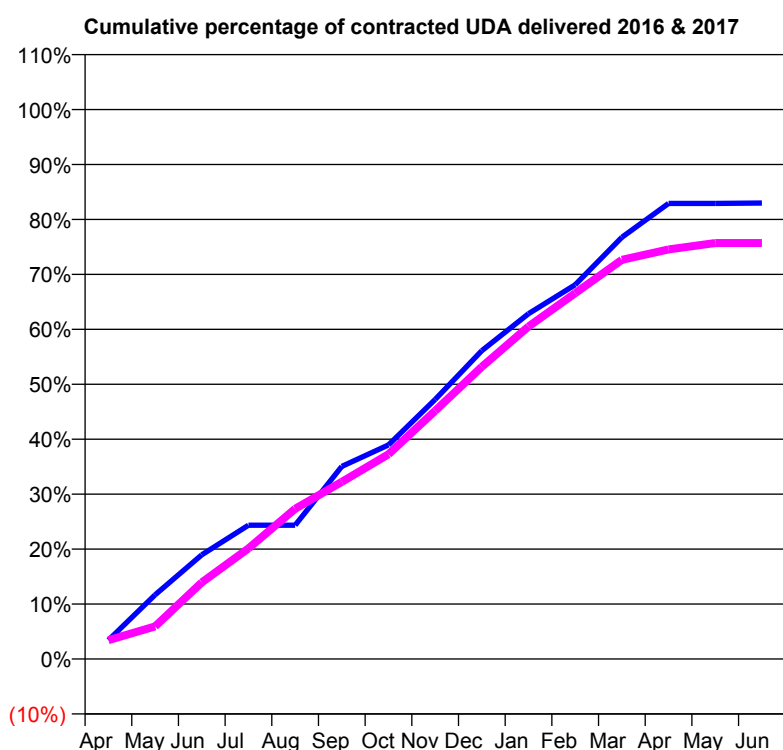
16/17 Contracted general activity (UDA)	1,635
Carry forward general activity (UDA)	0
16/17 Contracted orthodontic activity (UOA)	0
Carry forward orthodontic activity (UOA)	0
Baseline contract value	£39,050.92

ACCESS*

Patients seen in 24 months	Total	Change since previous quarter
Quarter ending March 2016	480	
Quarter ending June 2016	478	→
Quarter ending September 2016	465	↓
Quarter ending December 2016	457	↓
Quarter ending March 2017	433	↓
Variance since March 2016	(9.8%)	↓



ACTIVITY



Adjusted Scheduled Activity (UDA)		
Month	2016	2017
April	56	56
May	191	97
June	310	228
July	398	329
August	398	447
September	573	527
October	637	609
November	772	738
December	917	869
January	1,028	989
February	1,114	1,089
March	1,255	1,188
April	1,356	1,219
May	1,356	1,238
June	1,357	1,238

QUALITY

	Quantity	Base Number	Contract	AT	Region	England
% of FP17s for the same patient ID Re-attending within 3 months - Children	21	355	5.9%	11.9%	11.9%	12.3%
% of FP17s for the same patient ID Re-attending within 3 months - Adults	46	215	21.4%	15.7%	16.6%	16.7%
% of FP17s for the same patient ID Re-attending between 3 & 9 months - Children	142	355	40.0%	57.2%	60.2%	57.6%
% of FP17s for the same patient ID Re-attending between 3 & 9 months - Adults	108	215	50.2%	48.2%	51.5%	50.1%
% of FP17s for Band 1 Urgent Courses	3	497	0.6%	9.7%	9.5%	9.1%
% of FP17s Relating to Free Repair or Replacements	0	497	0.0%	0.8%	0.7%	0.8%
% of FP17s Relating to Continuations	12	497	2.4%	0.9%	1.2%	1.2%
% of Patients satisfied with the dentistry they have received	0	0	N/A	93.1%	93.1%	92.8%
% of Patients satisfied with the time they had to wait for an appointment	0	0	N/A	89.9%	88.8%	88.7%

* This is based on patients treated on this contract for their most recent course of treatment. Figures in italics indicate the base number of FP17s or Patient Questionnaire responses are less than 100. N/A is shown where the base number of responses is less than 10 during the period. % is calculated as Quantity/Base number*100

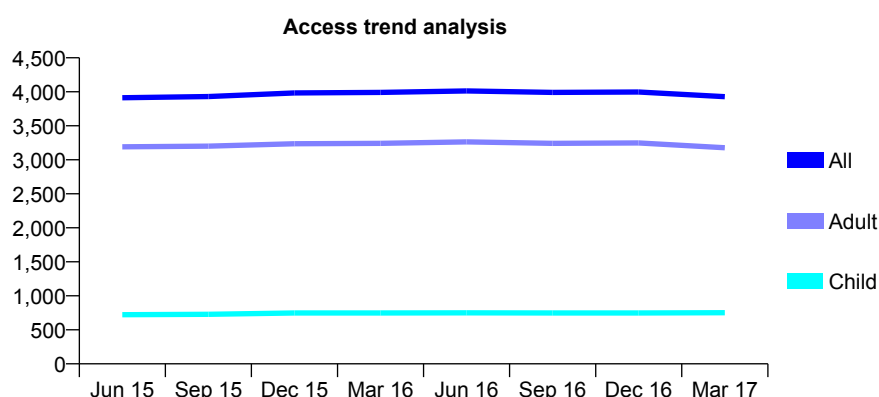
Q69 - Vital Signs At a Glance Contract Report for 920592/0001 - Year end March 2017

Name or company name	MR AJ CROSBIE
Contract type name	GDS Contract
Purpose of contract	General
Contract start date	01/02/2009
Contract end date	

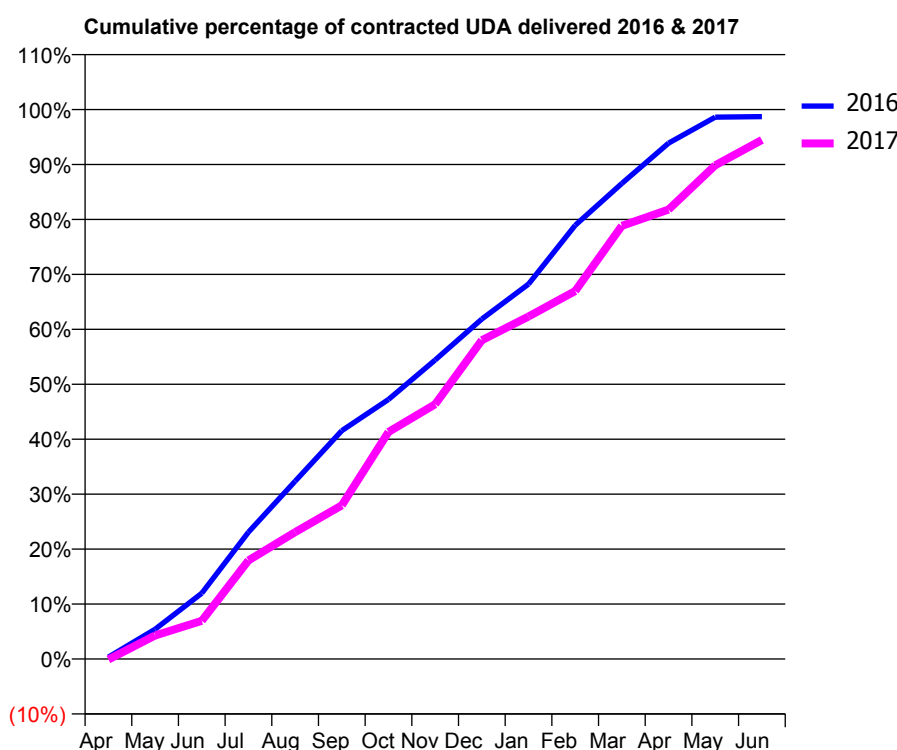
16/17 Contracted general activity (UDA)	10,001
Carry forward general activity (UDA)	129
16/17 Contracted orthodontic activity (UOA)	0
Carry forward orthodontic activity (UOA)	0
Baseline contract value	£233,208.48

ACCESS*

Patients seen in 24 months	Total	Change since previous quarter
Quarter ending March 2016	3,991	
Quarter ending June 2016	4,013	→
Quarter ending September 2016	3,991	→
Quarter ending December 2016	3,998	→
Quarter ending March 2017	3,929	↓
Variance since March 2016	(1.6%)	↓



ACTIVITY



Adjusted Scheduled Activity (UDA)		
Month	2016	2017
April	35	-11
May	543	428
June	1,197	696
July	2,310	1,794
August	3,236	2,310
September	4,157	2,798
October	4,723	4,132
November	5,442	4,637
December	6,187	5,802
January	6,823	6,234
February	7,894	6,697
March	8,657	7,883
April	9,387	8,181
May	9,862	8,987
June	9,872	9,447

QUALITY

	Quantity	Base Number	Contract	AT	Region	England
% of FP17s for the same patient ID Re-attending within 3 months - Children	44	965	4.6%	11.9%	11.9%	12.3%
% of FP17s for the same patient ID Re-attending within 3 months - Adults	671	4,250	15.8%	15.7%	16.6%	16.7%
% of FP17s for the same patient ID Re-attending between 3 & 9 months - Children	541	965	56.1%	57.2%	60.2%	57.6%
% of FP17s for the same patient ID Re-attending between 3 & 9 months - Adults	2,327	4,250	54.8%	48.2%	51.5%	50.1%
% of FP17s for Band 1 Urgent Courses	397	5,314	7.5%	9.7%	9.5%	9.1%
% of FP17s Relating to Free Repair or Replacements	111	5,314	2.1%	0.8%	0.7%	0.8%
% of FP17s Relating to Continuations	40	5,314	0.8%	0.9%	1.2%	1.2%
% of Patients satisfied with the dentistry they have received	8	9	N/A	93.1%	93.1%	92.8%
% of Patients satisfied with the time they had to wait for an appointment	8	9	N/A	89.9%	88.8%	88.7%

* This is based on patients treated on this contract for their most recent course of treatment. Figures in italics indicate the base number of FP17s or Patient Questionnaire responses are less than 100. N/A is shown where the base number of responses is less than 10 during the period. % is calculated as Quantity/Base number*100

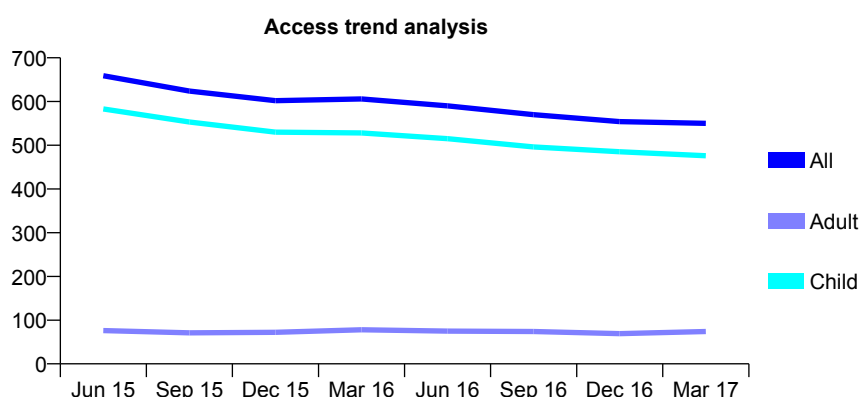
Q69 - Vital Signs At a Glance Contract Report for 920738/0002 - Year end March 2017

Name or company name	MR A KOTHARI
Contract type name	GDS Contract
Purpose of contract	General
Contract start date	01/04/2006
Contract end date	

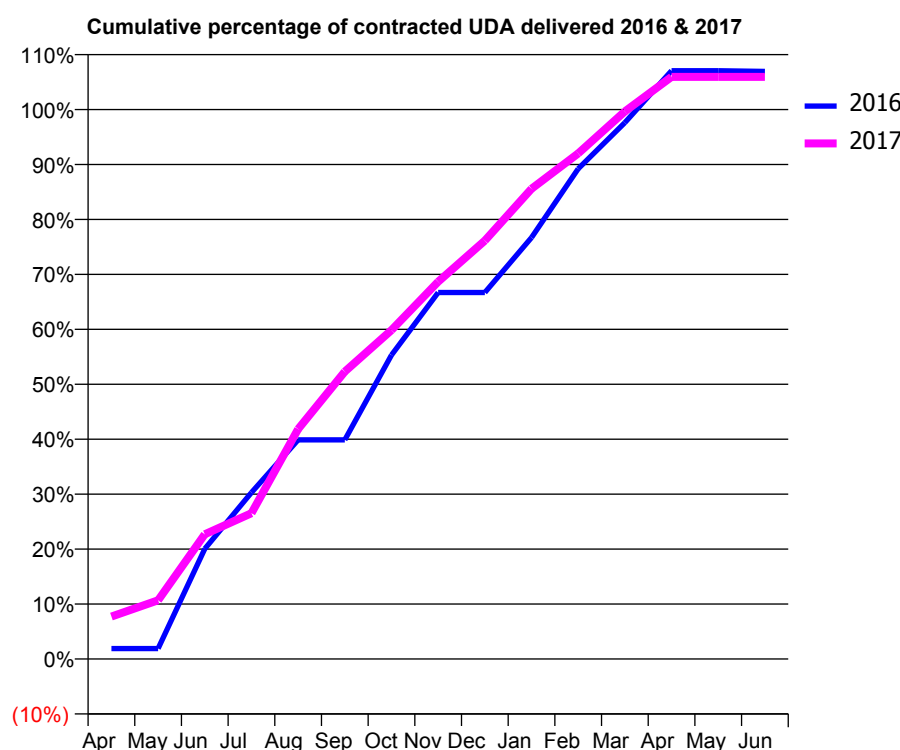
16/17 Contracted general activity (UDA)	945
Carry forward general activity (UDA)	-18
16/17 Contracted orthodontic activity (UOA)	0
Carry forward orthodontic activity (UOA)	0
Baseline contract value	£22,296.16

ACCESS*

Patients seen in 24 months	Total	Change since previous quarter
Quarter ending March 2016	606	
Quarter ending June 2016	590	↓
Quarter ending September 2016	570	↓
Quarter ending December 2016	554	↓
Quarter ending March 2017	550	→
Variance since March 2016	(9.2%)	↓



ACTIVITY



Adjusted Scheduled Activity (UDA)		
Month	2016	2017
April	18	73
May	18	101
June	190	215
July	286	251
August	377	395
September	377	494
October	523	566
November	630	649
December	630	720
January	725	809
February	843	869
March	922	942
April	1,012	1,001
May	1,012	1,001
June	1,011	1,001

QUALITY

	Quantity	Base Number	Contract	AT	Region	England
% of FP17s for the same patient ID Re-attending within 3 months - Children	53	779	6.8%	11.9%	11.9%	12.3%
% of FP17s for the same patient ID Re-attending within 3 months - Adults	3	30	10.0%	15.7%	16.6%	16.7%
% of FP17s for the same patient ID Re-attending between 3 & 9 months - Children	490	779	62.9%	57.2%	60.2%	57.6%
% of FP17s for the same patient ID Re-attending between 3 & 9 months - Adults	17	30	56.7%	48.2%	51.5%	50.1%
% of FP17s for Band 1 Urgent Courses	25	789	3.2%	9.7%	9.5%	9.1%
% of FP17s Relating to Free Repair or Replacements	0	789	0.0%	0.8%	0.7%	0.8%
% of FP17s Relating to Continuations	0	789	0.0%	0.9%	1.2%	1.2%
% of Patients satisfied with the dentistry they have received	0	0	N/A	93.1%	93.1%	92.8%
% of Patients satisfied with the time they had to wait for an appointment	0	0	N/A	89.9%	88.8%	88.7%

* This is based on patients treated on this contract for their most recent course of treatment. Figures in italics indicate the base number of FP17s or Patient Questionnaire responses are less than 100. N/A is shown where the base number of responses is less than 10 during the period. % is calculated as Quantity/Base number*100

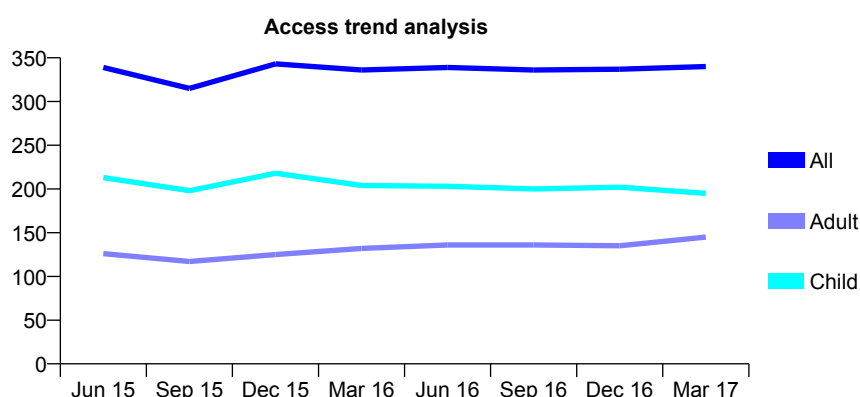
Q69 - Vital Signs At a Glance Contract Report for 921270/0001 - Year end March 2017

Name or company name	MR MN GOSZTONYI
Contract type name	GDS Contract
Purpose of contract	General
Contract start date	01/04/2006
Contract end date	

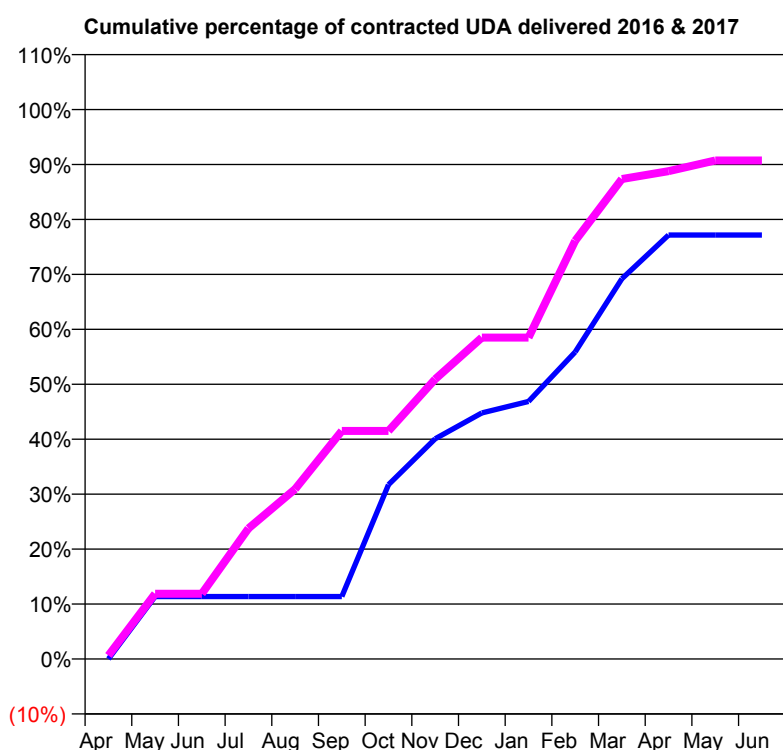
16/17 Contracted general activity (UDA)	766
Carry forward general activity (UDA)	0
16/17 Contracted orthodontic activity (UOA)	0
Carry forward orthodontic activity (UOA)	0
Baseline contract value	£17,016.94

ACCESS*

Patients seen in 24 months	Total	Change since previous quarter
Quarter ending March 2016	336	
Quarter ending June 2016	339	→
Quarter ending September 2016	336	→
Quarter ending December 2016	337	→
Quarter ending March 2017	340	→
Variance since March 2016	1.2%	→



ACTIVITY



Adjusted Scheduled Activity (UDA)		
Month	2016	2017
April	0	5
May	87	91
June	87	91
July	87	182
August	87	237
September	87	318
October	243	318
November	307	390
December	343	448
January	359	448
February	428	583
March	530	669
April	591	680
May	591	695
June	591	695

QUALITY

	Quantity	Base Number	Contract	AT	Region	England
% of FP17s for the same patient ID Re-attending within 3 months - Children	14	336	4.2%	11.9%	11.9%	12.3%
% of FP17s for the same patient ID Re-attending within 3 months - Adults	11	140	7.9%	15.7%	16.6%	16.7%
% of FP17s for the same patient ID Re-attending between 3 & 9 months - Children	240	336	71.4%	57.2%	60.2%	57.6%
% of FP17s for the same patient ID Re-attending between 3 & 9 months - Adults	81	140	57.9%	48.2%	51.5%	50.1%
% of FP17s for Band 1 Urgent Courses	0	453	0.0%	9.7%	9.5%	9.1%
% of FP17s Relating to Free Repair or Replacements	0	453	0.0%	0.8%	0.7%	0.8%
% of FP17s Relating to Continuations	8	453	1.8%	0.9%	1.2%	1.2%
% of Patients satisfied with the dentistry they have received	0	0	N/A	93.1%	93.1%	92.8%
% of Patients satisfied with the time they had to wait for an appointment	0	0	N/A	89.9%	88.8%	88.7%

* This is based on patients treated on this contract for their most recent course of treatment. Figures in italics indicate the base number of FP17s or Patient Questionnaire responses are less than 100. N/A is shown where the base number of responses is less than 10 during the period. % is calculated as Quantity/Base number*100

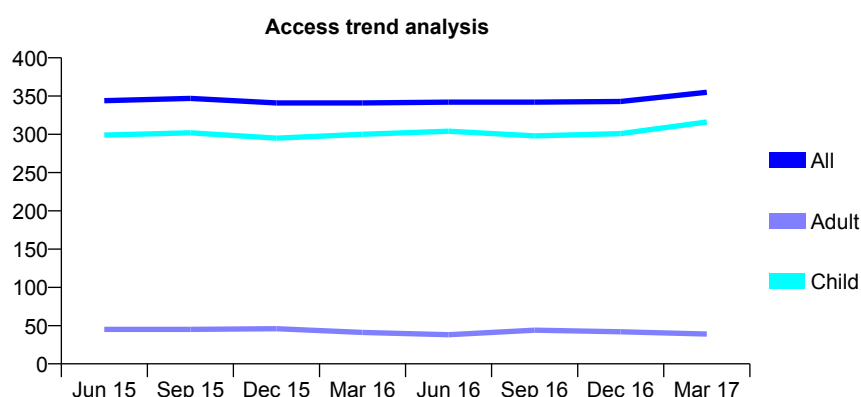
Q69 - Vital Signs At a Glance Contract Report for 924865/0003 - Year end March 2017

Name or company name	Owlsmoor Dental Surgery
Contract type name	GDS Contract
Purpose of contract	General
Contract start date	28/05/2013
Contract end date	

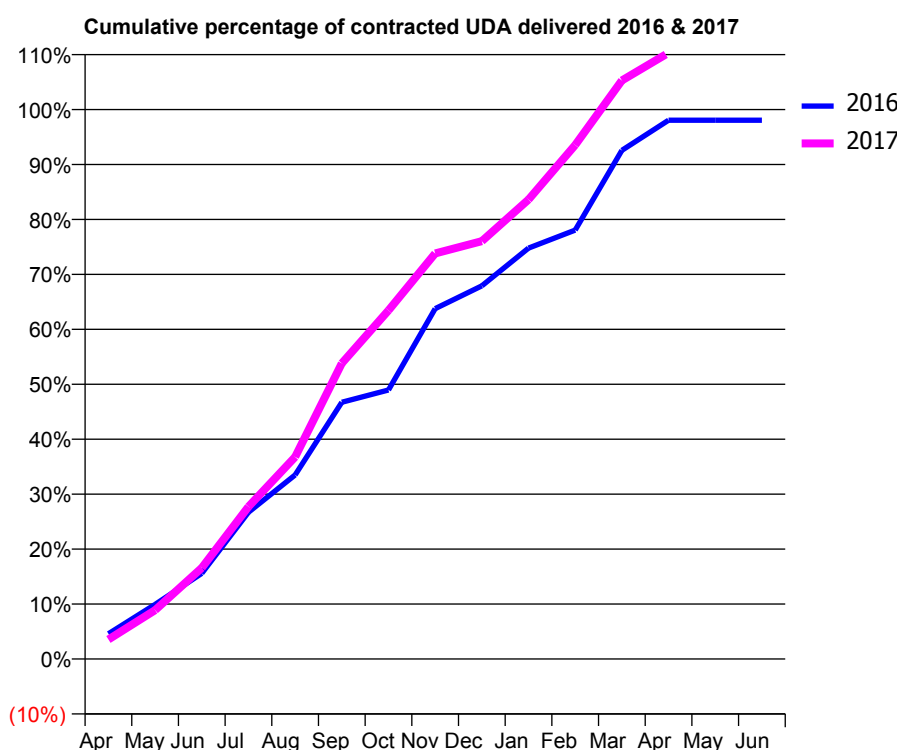
16/17 Contracted general activity (UDA)	675
Carry forward general activity (UDA)	13
16/17 Contracted orthodontic activity (UOA)	0
Carry forward orthodontic activity (UOA)	0
Baseline contract value	£17,717.26

ACCESS*

Patients seen in 24 months	Total	Change since previous quarter
Quarter ending March 2016	341	
Quarter ending June 2016	342	→
Quarter ending September 2016	342	→
Quarter ending December 2016	343	→
Quarter ending March 2017	355	↑
Variance since March 2016	4.1%	↑



ACTIVITY



Month	Adjusted Scheduled Activity (UDA)	
	2016	2017
April	31	24
May	67	60
June	105	112
July	180	187
August	226	248
September	315	363
October	330	428
November	430	498
December	458	513
January	505	564
February	527	631
March	625	711
April	662	745
May	662	746
June	662	746

QUALITY

	Quantity	Base Number	Contract	AT	Region	England
% of FP17s for the same patient ID Re-attending within 3 months - Children	63	506	12.5%	11.9%	11.9%	12.3%
% of FP17s for the same patient ID Re-attending within 3 months - Adults	2	14	14.3%	15.7%	16.6%	16.7%
% of FP17s for the same patient ID Re-attending between 3 & 9 months - Children	292	506	57.7%	57.2%	60.2%	57.6%
% of FP17s for the same patient ID Re-attending between 3 & 9 months - Adults	7	14	50.0%	48.2%	51.5%	50.1%
% of FP17s for Band 1 Urgent Courses	3	512	0.6%	9.7%	9.5%	9.1%
% of FP17s Relating to Free Repair or Replacements	1	512	0.2%	0.8%	0.7%	0.8%
% of FP17s Relating to Continuations	7	512	1.4%	0.9%	1.2%	1.2%
% of Patients satisfied with the dentistry they have received	0	0	N/A	93.1%	93.1%	92.8%
% of Patients satisfied with the time they had to wait for an appointment	0	0	N/A	89.9%	88.8%	88.7%

* This is based on patients treated on this contract for their most recent course of treatment. Figures in italics indicate the base number of FP17s or Patient Questionnaire responses are less than 100. N/A is shown where the base number of responses is less than 10 during the period. % is calculated as Quantity/Base number*100

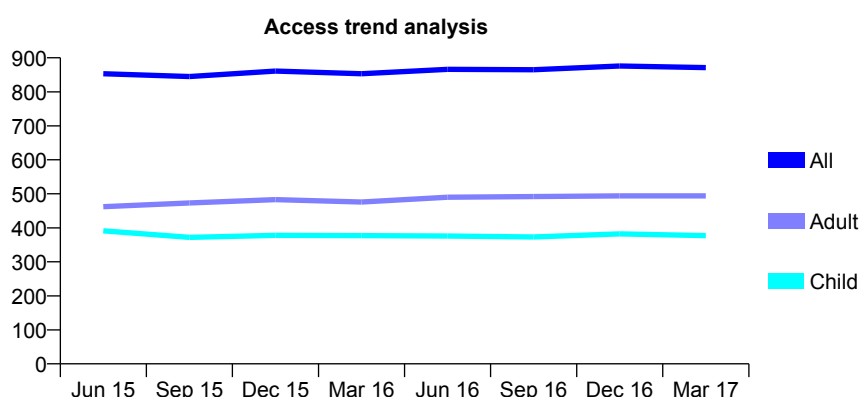
Q69 - Vital Signs At a Glance Contract Report for 925446/0001 - Year end March 2017

Name or company name	310 Dental Care
Contract type name	GDS Contract
Purpose of contract	General
Contract start date	01/04/2009
Contract end date	

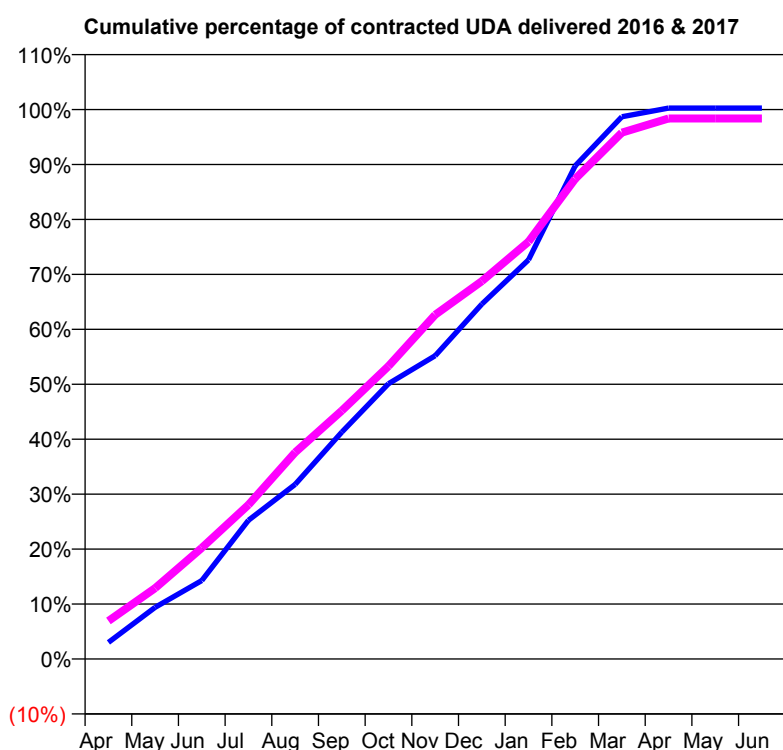
16/17 Contracted general activity (UDA)	2,843
Carry forward general activity (UDA)	-7
16/17 Contracted orthodontic activity (UOA)	0
Carry forward orthodontic activity (UOA)	0
Baseline contract value	£67,215.42

ACCESS*

Patients seen in 24 months	Total	Change since previous quarter
Quarter ending March 2016	853	
Quarter ending June 2016	866	→
Quarter ending September 2016	865	→
Quarter ending December 2016	876	→
Quarter ending March 2017	871	→
Variance since March 2016	2.1%	↑



ACTIVITY



Adjusted Scheduled Activity (UDA)		
Month	2016	2017
April	82	197
May	257	367
June	390	575
July	690	798
August	869	1,069
September	1,129	1,285
October	1,370	1,516
November	1,509	1,781
December	1,766	1,955
January	1,986	2,159
February	2,454	2,484
March	2,698	2,724
April	2,741	2,796
May	2,741	2,796
June	2,741	2,796

QUALITY

	Quantity	Base Number	Contract	AT	Region	England
% of FP17s for the same patient ID Re-attending within 3 months - Children	40	509	7.9%	11.9%	11.9%	12.3%
% of FP17s for the same patient ID Re-attending within 3 months - Adults	76	624	12.2%	15.7%	16.6%	16.7%
% of FP17s for the same patient ID Re-attending between 3 & 9 months - Children	294	509	57.8%	57.2%	60.2%	57.6%
% of FP17s for the same patient ID Re-attending between 3 & 9 months - Adults	326	624	52.2%	48.2%	51.5%	50.1%
% of FP17s for Band 1 Urgent Courses	62	1,153	5.4%	9.7%	9.5%	9.1%
% of FP17s Relating to Free Repair or Replacements	0	1,153	0.0%	0.8%	0.7%	0.8%
% of FP17s Relating to Continuations	2	1,153	0.2%	0.9%	1.2%	1.2%
% of Patients satisfied with the dentistry they have received	4	4	N/A	93.1%	93.1%	92.8%
% of Patients satisfied with the time they had to wait for an appointment	4	4	N/A	89.9%	88.8%	88.7%

* This is based on patients treated on this contract for their most recent course of treatment. Figures in italics indicate the base number of FP17s or Patient Questionnaire responses are less than 100. N/A is shown where the base number of responses is less than 10 during the period. % is calculated as Quantity/Base number*100

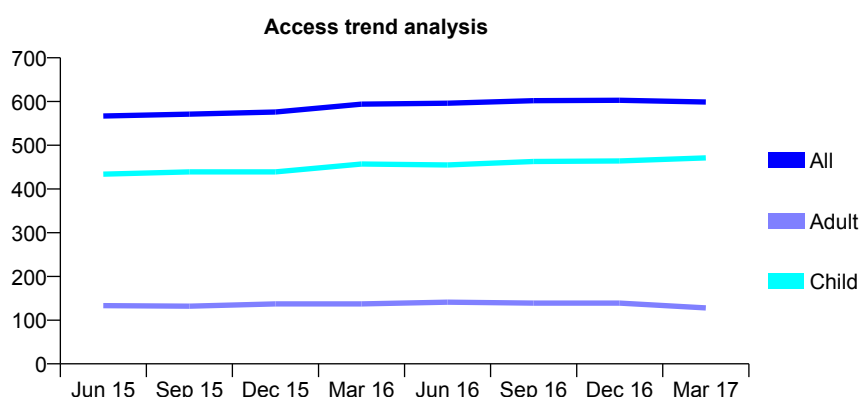
Q69 - Vital Signs At a Glance Contract Report for 926361/0001 - Year end March 2017

Name or company name	DR F TALHI
Contract type name	GDS Contract
Purpose of contract	General
Contract start date	01/04/2006
Contract end date	

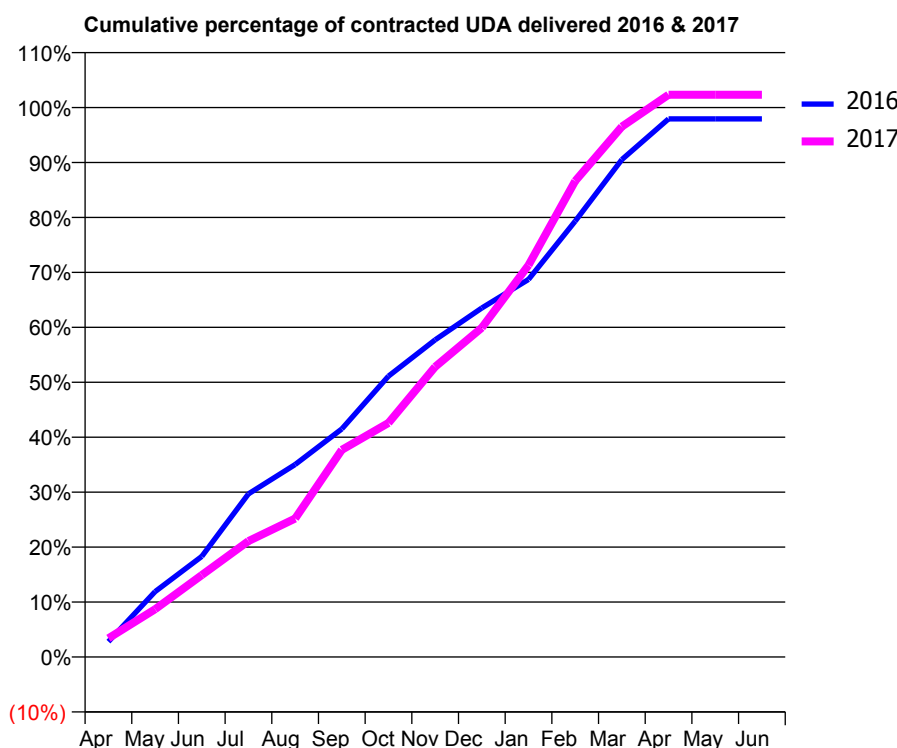
16/17 Contracted general activity (UDA)	1,000
Carry forward general activity (UDA)	21
16/17 Contracted orthodontic activity (UOA)	0
Carry forward orthodontic activity (UOA)	0
Baseline contract value	£23,369.56

ACCESS*

Patients seen in 24 months	Total	Change since previous quarter
Quarter ending March 2016	594	
Quarter ending June 2016	596	→
Quarter ending September 2016	602	→
Quarter ending December 2016	603	→
Quarter ending March 2017	599	→
Variance since March 2016	0.8%	→



ACTIVITY



Month	Adjusted Scheduled Activity (UDA)	
	2016	2017
April	28	34
May	119	87
June	183	149
July	297	211
August	350	252
September	415	377
October	511	426
November	577	528
December	635	599
January	687	713
February	793	866
March	905	965
April	979	1,023
May	979	1,023
June	979	1,023

QUALITY

	Quantity	Base Number	Contract	AT	Region	England
% of FP17s for the same patient ID Re-attending within 3 months - Children	16	612	2.6%	11.9%	11.9%	12.3%
% of FP17s for the same patient ID Re-attending within 3 months - Adults	14	119	11.8%	15.7%	16.6%	16.7%
% of FP17s for the same patient ID Re-attending between 3 & 9 months - Children	331	612	54.1%	57.2%	60.2%	57.6%
% of FP17s for the same patient ID Re-attending between 3 & 9 months - Adults	54	119	45.4%	48.2%	51.5%	50.1%
% of FP17s for Band 1 Urgent Courses	1	706	0.1%	9.7%	9.5%	9.1%
% of FP17s Relating to Free Repair or Replacements	0	706	0.0%	0.8%	0.7%	0.8%
% of FP17s Relating to Continuations	10	706	1.4%	0.9%	1.2%	1.2%
% of Patients satisfied with the dentistry they have received	0	0	N/A	93.1%	93.1%	92.8%
% of Patients satisfied with the time they had to wait for an appointment	0	0	N/A	89.9%	88.8%	88.7%

* This is based on patients treated on this contract for their most recent course of treatment. Figures in italics indicate the base number of FP17s or Patient Questionnaire responses are less than 100. N/A is shown where the base number of responses is less than 10 during the period. % is calculated as Quantity/Base number*100

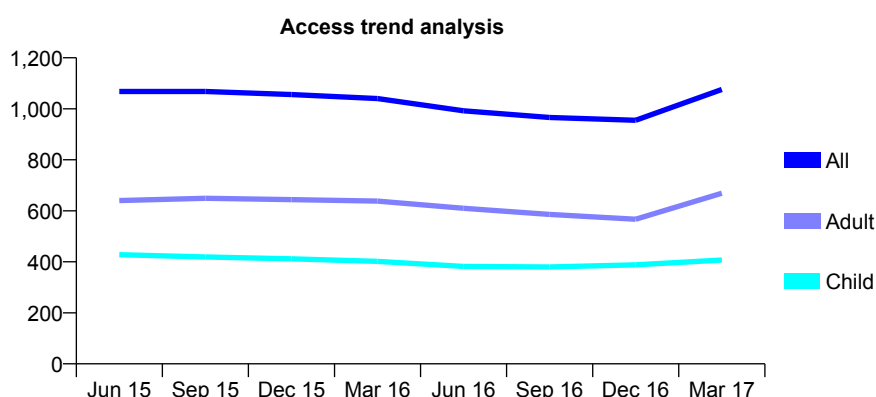
Q69 - Vital Signs At a Glance Contract Report for 930997/0002 - Year end March 2017

Name or company name	MR PF MITCHELL
Contract type name	GDS Contract
Purpose of contract	General
Contract start date	11/05/2012
Contract end date	

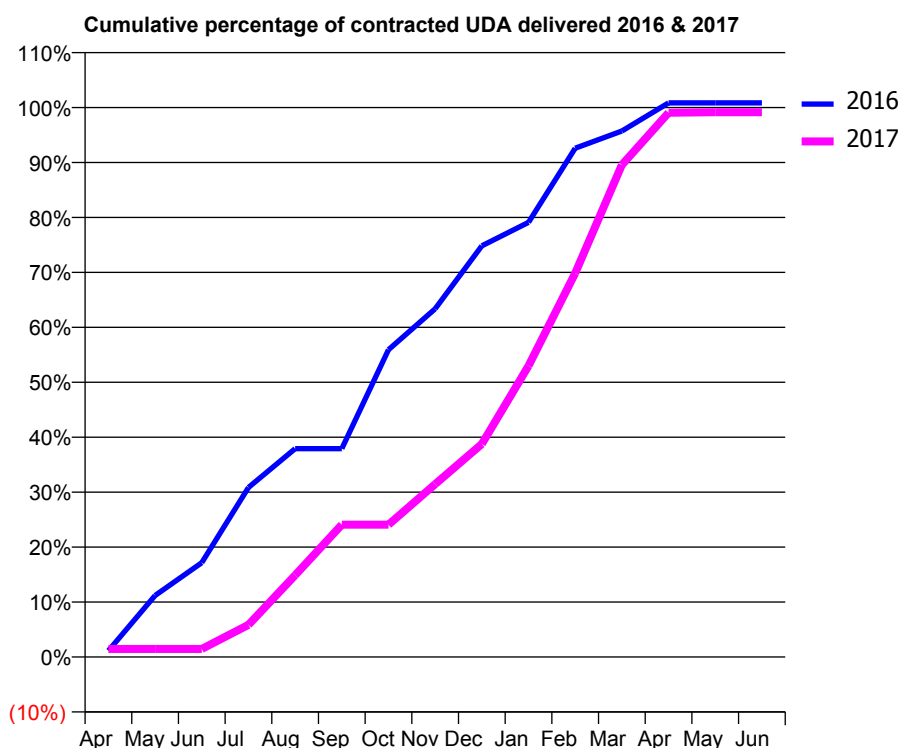
16/17 Contracted general activity (UDA)	1,914
Carry forward general activity (UDA)	-16
16/17 Contracted orthodontic activity (UOA)	0
Carry forward orthodontic activity (UOA)	0
Baseline contract value	£44,894.06

ACCESS*

Patients seen in 24 months	Total	Change since previous quarter
Quarter ending March 2016	1,040	
Quarter ending June 2016	992	↓
Quarter ending September 2016	966	↓
Quarter ending December 2016	955	↓
Quarter ending March 2017	1,076	↑
Variance since March 2016	3.5%	↑



ACTIVITY



Adjusted Scheduled Activity (UDA)		
Month	2016	2017
April	22	28
May	214	28
June	329	28
July	591	112
August	726	285
September	726	461
October	1,071	461
November	1,213	602
December	1,432	742
January	1,514	1,014
February	1,772	1,337
March	1,832	1,714
April	1,930	1,896
May	1,930	1,898
June	1,930	1,898

QUALITY

	Quantity	Base Number	Contract	AT	Region	England
% of FP17s for the same patient ID Re-attending within 3 months - Children	20	397	5.0%	11.9%	11.9%	12.3%
% of FP17s for the same patient ID Re-attending within 3 months - Adults	20	533	3.8%	15.7%	16.6%	16.7%
% of FP17s for the same patient ID Re-attending between 3 & 9 months - Children	102	397	25.7%	57.2%	60.2%	57.6%
% of FP17s for the same patient ID Re-attending between 3 & 9 months - Adults	142	533	26.6%	48.2%	51.5%	50.1%
% of FP17s for Band 1 Urgent Courses	8	948	0.8%	9.7%	9.5%	9.1%
% of FP17s Relating to Free Repair or Replacements	0	948	0.0%	0.8%	0.7%	0.8%
% of FP17s Relating to Continuations	0	948	0.0%	0.9%	1.2%	1.2%
% of Patients satisfied with the dentistry they have received	1	1	N/A	93.1%	93.1%	92.8%
% of Patients satisfied with the time they had to wait for an appointment	1	1	N/A	89.9%	88.8%	88.7%

* This is based on patients treated on this contract for their most recent course of treatment. Figures in italics indicate the base number of FP17s or Patient Questionnaire responses are less than 100. N/A is shown where the base number of responses is less than 10 during the period. % is calculated as Quantity/Base number*100

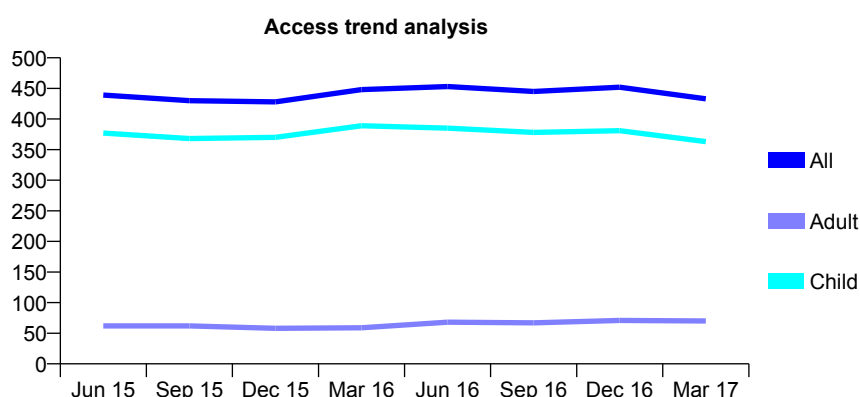
Q69 - Vital Signs At a Glance Contract Report for 939374/0001 - Year end March 2017

Name or company name	MR MS PATEL
Contract type name	GDS Contract
Purpose of contract	General
Contract start date	01/04/2006
Contract end date	

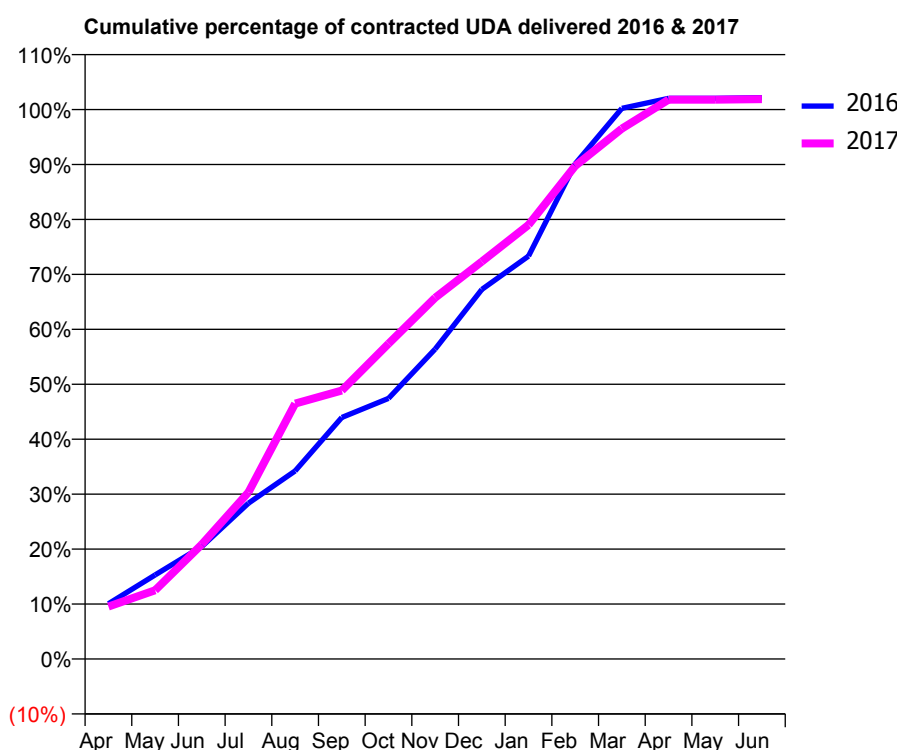
16/17 Contracted general activity (UDA)	989
Carry forward general activity (UDA)	-19
16/17 Contracted orthodontic activity (UOA)	0
Carry forward orthodontic activity (UOA)	0
Baseline contract value	£23,695.38

ACCESS*

Patients seen in 24 months	Total	Change since previous quarter
Quarter ending March 2016	448	
Quarter ending June 2016	453	→
Quarter ending September 2016	445	↓
Quarter ending December 2016	452	→
Quarter ending March 2017	433	↓
Variance since March 2016	(3.3%)	↓



ACTIVITY



Adjusted Scheduled Activity (UDA)		
Month	2016	2017
April	99	94
May	151	124
June	202	206
July	280	300
August	339	460
September	435	483
October	469	567
November	558	650
December	665	715
January	725	781
February	891	887
March	991	955
April	1,009	1,007
May	1,009	1,007
June	1,010	1,008

QUALITY

	Quantity	Base Number	Contract	AT	Region	England
% of FP17s for the same patient ID Re-attending within 3 months - Children	44	489	9.0%	11.9%	11.9%	12.3%
% of FP17s for the same patient ID Re-attending within 3 months - Adults	2	29	6.9%	15.7%	16.6%	16.7%
% of FP17s for the same patient ID Re-attending between 3 & 9 months - Children	283	489	57.9%	57.2%	60.2%	57.6%
% of FP17s for the same patient ID Re-attending between 3 & 9 months - Adults	18	29	62.1%	48.2%	51.5%	50.1%
% of FP17s for Band 1 Urgent Courses	13	517	2.5%	9.7%	9.5%	9.1%
% of FP17s Relating to Free Repair or Replacements	1	517	0.2%	0.8%	0.7%	0.8%
% of FP17s Relating to Continuations	0	517	0.0%	0.9%	1.2%	1.2%
% of Patients satisfied with the dentistry they have received	2	2	N/A	93.1%	93.1%	92.8%
% of Patients satisfied with the time they had to wait for an appointment	2	2	N/A	89.9%	88.8%	88.7%

* This is based on patients treated on this contract for their most recent course of treatment. Figures in italics indicate the base number of FP17s or Patient Questionnaire responses are less than 100. N/A is shown where the base number of responses is less than 10 during the period. % is calculated as Quantity/Base number*100

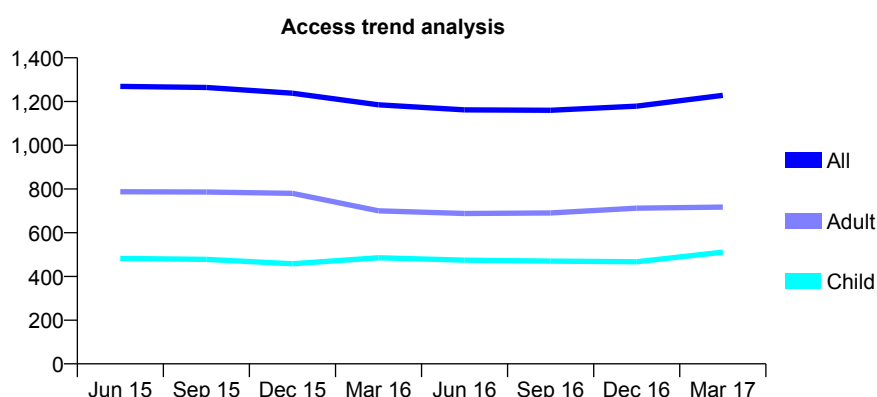
Q69 - Vital Signs At a Glance Contract Report for 946818/0002 - Year end March 2017

Name or company name	MR S NAJAFI
Contract type name	GDS Contract
Purpose of contract	General
Contract start date	01/04/2006
Contract end date	

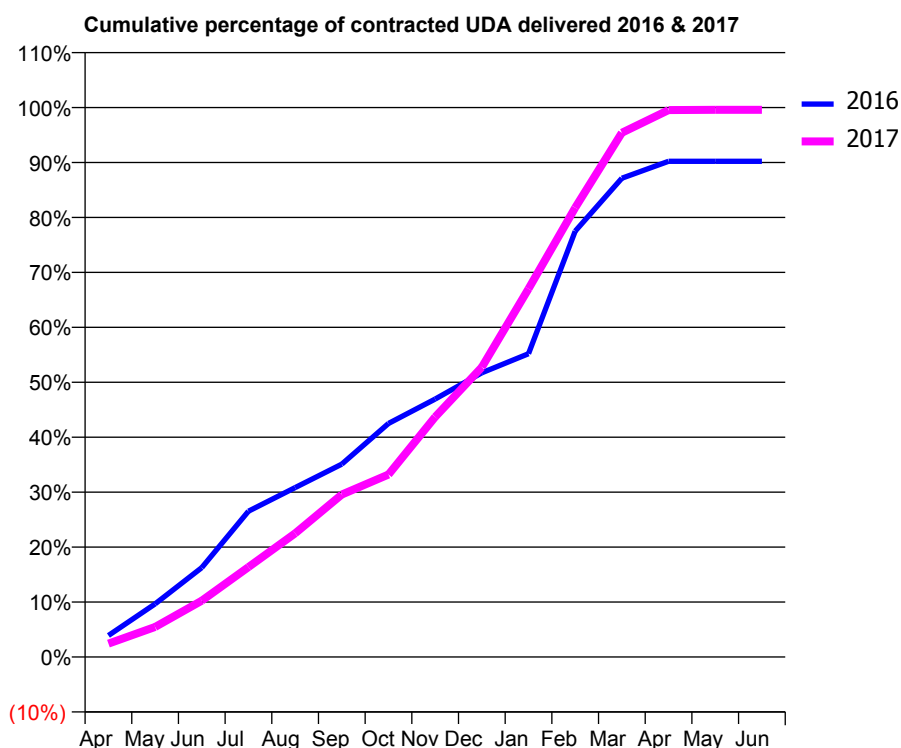
16/17 Contracted general activity (UDA)	3,330
Carry forward general activity (UDA)	0
16/17 Contracted orthodontic activity (UOA)	0
Carry forward orthodontic activity (UOA)	0
Baseline contract value	£79,433.84

ACCESS*

Patients seen in 24 months	Total	Change since previous quarter
Quarter ending March 2016	1,185	
Quarter ending June 2016	1,162	↓
Quarter ending September 2016	1,160	→
Quarter ending December 2016	1,179	→
Quarter ending March 2017	1,228	↑
Variance since March 2016	3.6%	↑



ACTIVITY



Adjusted Scheduled Activity (UDA)		
Month	2016	2017
April	130	81
May	322	183
June	542	342
July	883	545
August	1,027	750
September	1,169	985
October	1,415	1,106
November	1,563	1,455
December	1,723	1,756
January	1,838	2,231
February	2,581	2,723
March	2,901	3,177
April	3,004	3,314
May	3,004	3,316
June	3,004	3,316

QUALITY

	Quantity	Base Number	Contract	AT	Region	England
% of FP17s for the same patient ID Re-attending within 3 months - Children	85	861	9.9%	11.9%	11.9%	12.3%
% of FP17s for the same patient ID Re-attending within 3 months - Adults	61	807	7.6%	15.7%	16.6%	16.7%
% of FP17s for the same patient ID Re-attending between 3 & 9 months - Children	428	861	49.7%	57.2%	60.2%	57.6%
% of FP17s for the same patient ID Re-attending between 3 & 9 months - Adults	472	807	58.5%	48.2%	51.5%	50.1%
% of FP17s for Band 1 Urgent Courses	35	1,666	2.1%	9.7%	9.5%	9.1%
% of FP17s Relating to Free Repair or Replacements	1	1,666	0.1%	0.8%	0.7%	0.8%
% of FP17s Relating to Continuations	2	1,666	0.1%	0.9%	1.2%	1.2%
% of Patients satisfied with the dentistry they have received	0	0	N/A	93.1%	93.1%	92.8%
% of Patients satisfied with the time they had to wait for an appointment	0	0	N/A	89.9%	88.8%	88.7%

* This is based on patients treated on this contract for their most recent course of treatment. Figures in italics indicate the base number of FP17s or Patient Questionnaire responses are less than 100. N/A is shown where the base number of responses is less than 10 during the period. % is calculated as Quantity/Base number*100

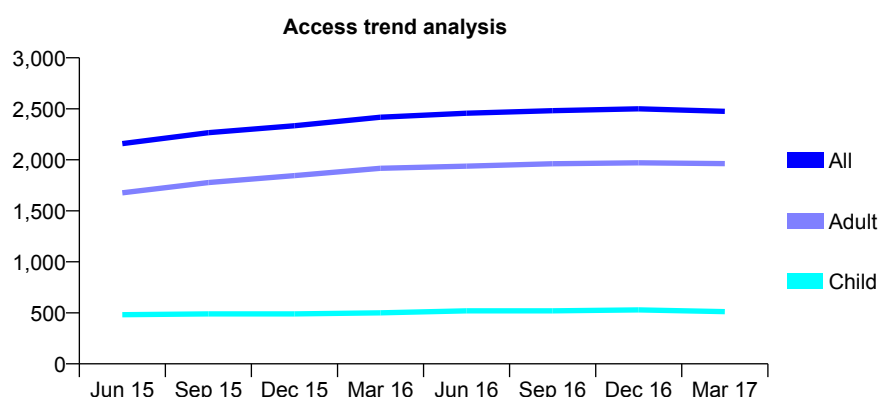
Q69 - Vital Signs At a Glance Contract Report for 947504/0001 - Year end March 2017

Name or company name	MISS C RADOS
Contract type name	GDS Contract
Purpose of contract	General
Contract start date	01/04/2014
Contract end date	

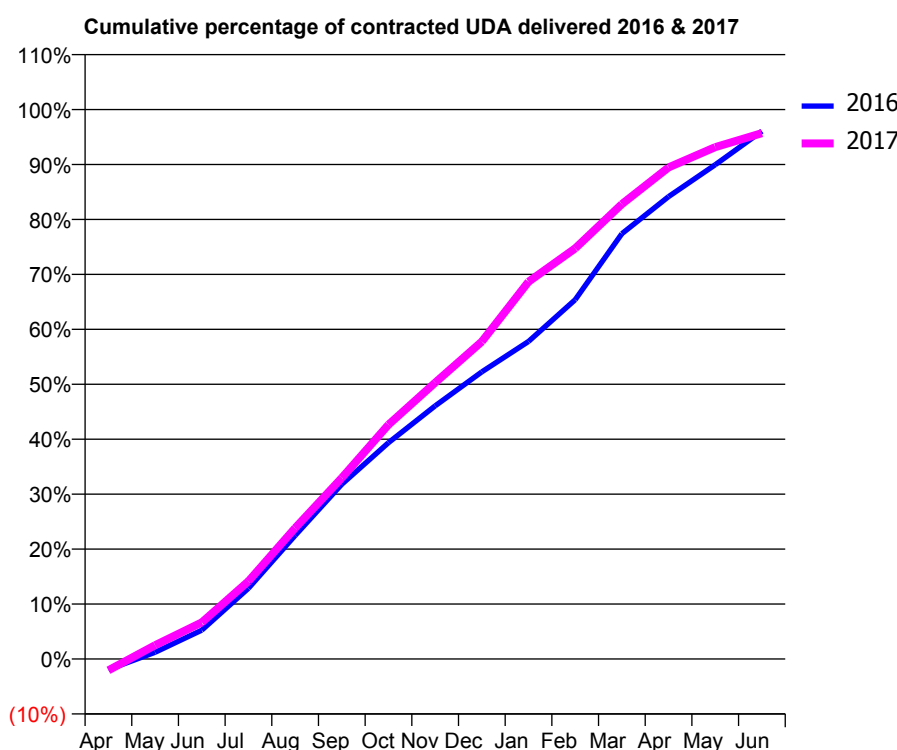
16/17 Contracted general activity (UDA)	7,346
Carry forward general activity (UDA)	290
16/17 Contracted orthodontic activity (UOA)	0
Carry forward orthodontic activity (UOA)	0
Baseline contract value	£184,207.90

ACCESS*

Patients seen in 24 months	Total	Change since previous quarter
Quarter ending March 2016	2,417	
Quarter ending June 2016	2,457	→
Quarter ending September 2016	2,482	→
Quarter ending December 2016	2,500	→
Quarter ending March 2017	2,475	↓
Variance since March 2016	2.4%	↑



ACTIVITY



Adjusted Scheduled Activity (UDA)		
Month	2016	2017
April	-143	-152
May	91	184
June	384	490
July	942	1,040
August	1,646	1,752
September	2,330	2,422
October	2,883	3,132
November	3,374	3,695
December	3,827	4,244
January	4,233	5,044
February	4,789	5,490
March	5,669	6,081
April	6,163	6,571
May	6,587	6,842
June	7,035	7,030

QUALITY

	Quantity	Base Number	Contract	AT	Region	England
% of FP17s for the same patient ID Re-attending within 3 months - Children	83	896	9.3%	11.9%	11.9%	12.3%
% of FP17s for the same patient ID Re-attending within 3 months - Adults	521	3,173	16.4%	15.7%	16.6%	16.7%
% of FP17s for the same patient ID Re-attending between 3 & 9 months - Children	597	896	66.6%	57.2%	60.2%	57.6%
% of FP17s for the same patient ID Re-attending between 3 & 9 months - Adults	1,813	3,173	57.1%	48.2%	51.5%	50.1%
% of FP17s for Band 1 Urgent Courses	425	3,899	10.9%	9.7%	9.5%	9.1%
% of FP17s Relating to Free Repair or Replacements	5	3,899	0.1%	0.8%	0.7%	0.8%
% of FP17s Relating to Continuations	40	3,899	1.0%	0.9%	1.2%	1.2%
% of Patients satisfied with the dentistry they have received	4	4	N/A	93.1%	93.1%	92.8%
% of Patients satisfied with the time they had to wait for an appointment	4	4	N/A	89.9%	88.8%	88.7%

* This is based on patients treated on this contract for their most recent course of treatment. Figures in italics indicate the base number of FP17s or Patient Questionnaire responses are less than 100. N/A is shown where the base number of responses is less than 10 during the period. % is calculated as Quantity/Base number*100

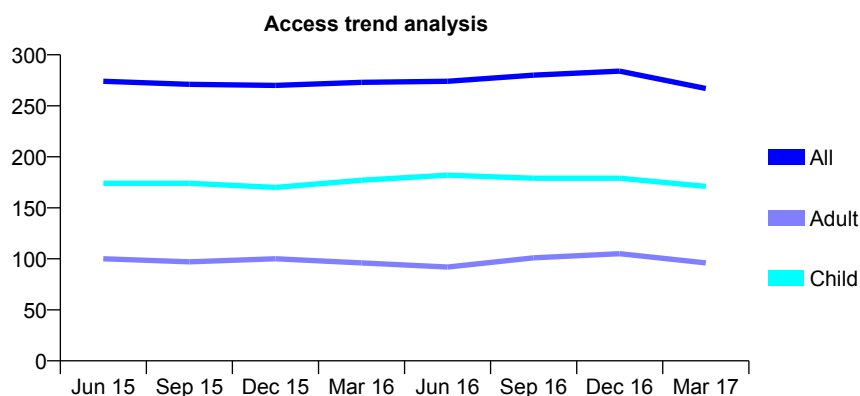
Q69 - Vital Signs At a Glance Contract Report for 950122/0001 - Year end March 2017

Name or company name	MR EH MIDDLETON
Contract type name	GDS Contract
Purpose of contract	General
Contract start date	01/04/2006
Contract end date	

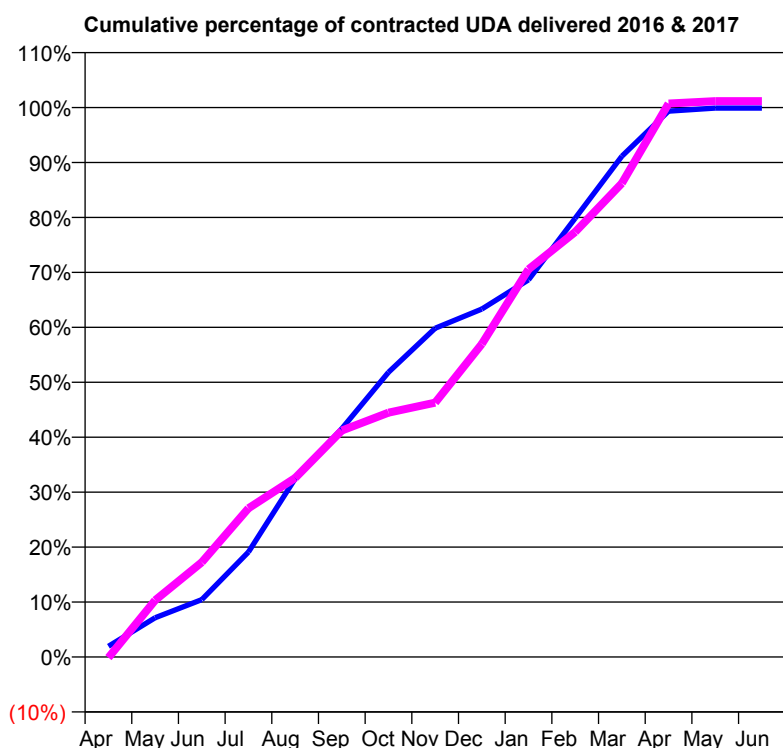
16/17 Contracted general activity (UDA)	716
Carry forward general activity (UDA)	1
16/17 Contracted orthodontic activity (UOA)	0
Carry forward orthodontic activity (UOA)	0
Baseline contract value	£18,755.85

ACCESS*

Patients seen in 24 months	Total	Change since previous quarter
Quarter ending March 2016	273	
Quarter ending June 2016	274	→
Quarter ending September 2016	280	↑
Quarter ending December 2016	284	→
Quarter ending March 2017	267	↓
Variance since March 2016	(2.2%)	↓



ACTIVITY



Adjusted Scheduled Activity (UDA)		
Month	2016	2017
April	14	-1
May	51	74
June	75	123
July	137	194
August	232	233
September	298	295
October	371	318
November	428	331
December	453	408
January	491	505
February	572	554
March	653	617
April	711	721
May	715	724
June	715	724

QUALITY

	Quantity	Base Number	Contract	AT	Region	England
% of FP17s for the same patient ID Re-attending within 3 months - Children	21	221	9.5%	11.9%	11.9%	12.3%
% of FP17s for the same patient ID Re-attending within 3 months - Adults	36	117	30.8%	15.7%	16.6%	16.7%
% of FP17s for the same patient ID Re-attending between 3 & 9 months - Children	86	221	38.9%	57.2%	60.2%	57.6%
% of FP17s for the same patient ID Re-attending between 3 & 9 months - Adults	30	117	25.6%	48.2%	51.5%	50.1%
% of FP17s for Band 1 Urgent Courses	31	358	8.7%	9.7%	9.5%	9.1%
% of FP17s Relating to Free Repair or Replacements	0	358	0.0%	0.8%	0.7%	0.8%
% of FP17s Relating to Continuations	0	358	0.0%	0.9%	1.2%	1.2%
% of Patients satisfied with the dentistry they have received	0	1	N/A	93.1%	93.1%	92.8%
% of Patients satisfied with the time they had to wait for an appointment	1	1	N/A	89.9%	88.8%	88.7%

* This is based on patients treated on this contract for their most recent course of treatment. Figures in italics indicate the base number of FP17s or Patient Questionnaire responses are less than 100. N/A is shown where the base number of responses is less than 10 during the period. % is calculated as Quantity/Base number*100

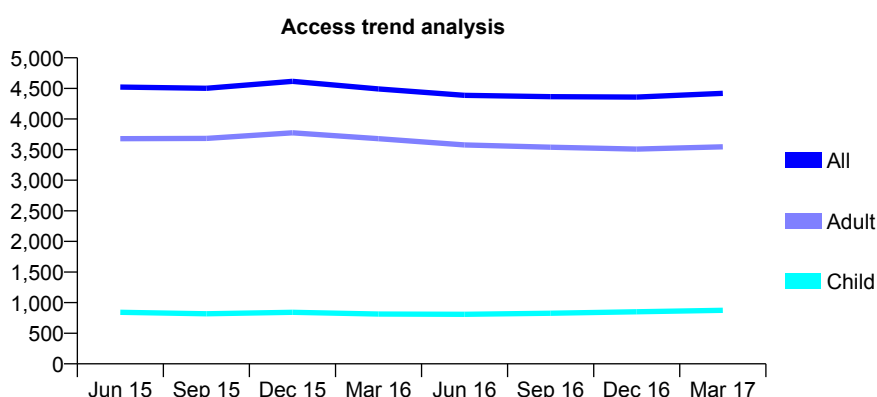
Q69 - Vital Signs At a Glance Contract Report for 959766/0001 - Year end March 2017

Name or company name	MR S SABBAGHI-SARABI
Contract type name	GDS Contract
Purpose of contract	General
Contract start date	01/04/2006
Contract end date	

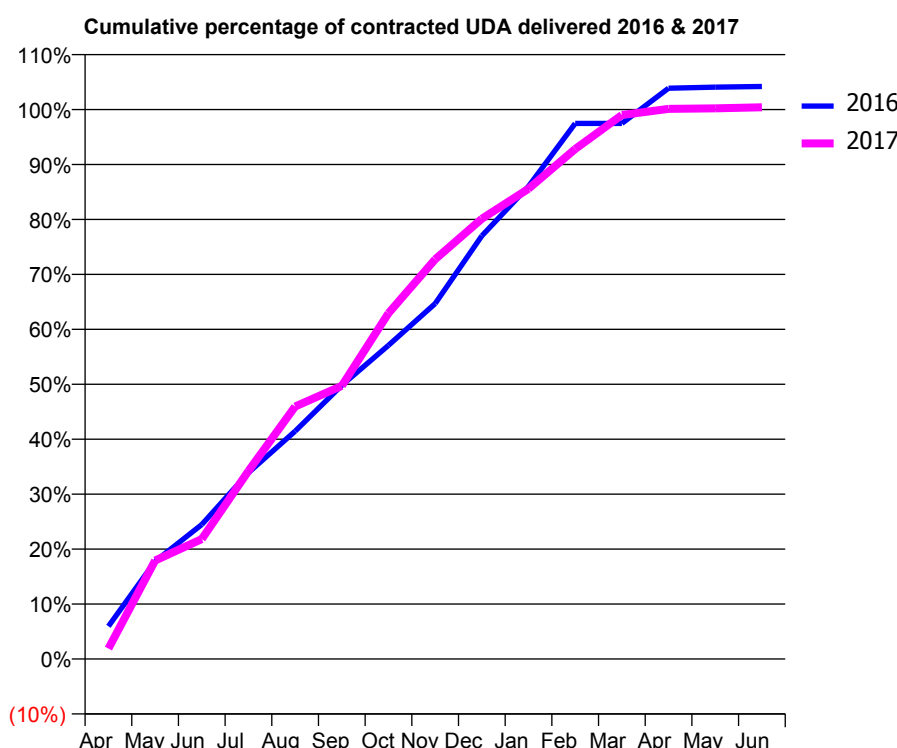
16/17 Contracted general activity (UDA)	12,308
Carry forward general activity (UDA)	-234
16/17 Contracted orthodontic activity (UOA)	0
Carry forward orthodontic activity (UOA)	0
Baseline contract value	£297,468.34

ACCESS*

Patients seen in 24 months	Total	Change since previous quarter
Quarter ending March 2016	4,492	
Quarter ending June 2016	4,386	↓
Quarter ending September 2016	4,366	→
Quarter ending December 2016	4,359	→
Quarter ending March 2017	4,420	→
Variance since March 2016	(1.6%)	↓



ACTIVITY



Month	Adjusted Scheduled Activity (UDA)	
	2016	2017
April	699	234
May	2,083	2,205
June	2,866	2,687
July	3,973	4,212
August	4,857	5,655
September	5,835	6,119
October	6,687	7,747
November	7,577	8,954
December	9,022	9,861
January	10,076	10,533
February	11,418	11,422
March	11,418	12,185
April	12,167	12,322
May	12,191	12,335
June	12,205	12,358

QUALITY

	Quantity	Base Number	Contract	AT	Region	England
% of FP17s for the same patient ID Re-attending within 3 months - Children	58	1,073	5.4%	11.9%	11.9%	12.3%
% of FP17s for the same patient ID Re-attending within 3 months - Adults	334	3,579	9.3%	15.7%	16.6%	16.7%
% of FP17s for the same patient ID Re-attending between 3 & 9 months - Children	411	1,073	38.3%	57.2%	60.2%	57.6%
% of FP17s for the same patient ID Re-attending between 3 & 9 months - Adults	1,235	3,579	34.5%	48.2%	51.5%	50.1%
% of FP17s for Band 1 Urgent Courses	527	4,516	11.7%	9.7%	9.5%	9.1%
% of FP17s Relating to Free Repair or Replacements	19	4,516	0.4%	0.8%	0.7%	0.8%
% of FP17s Relating to Continuations	3	4,516	0.1%	0.9%	1.2%	1.2%
% of Patients satisfied with the dentistry they have received	4	4	N/A	93.1%	93.1%	92.8%
% of Patients satisfied with the time they had to wait for an appointment	4	4	N/A	89.9%	88.8%	88.7%

* This is based on patients treated on this contract for their most recent course of treatment. Figures in italics indicate the base number of FP17s or Patient Questionnaire responses are less than 100. N/A is shown where the base number of responses is less than 10 during the period. % is calculated as Quantity/Base number*100

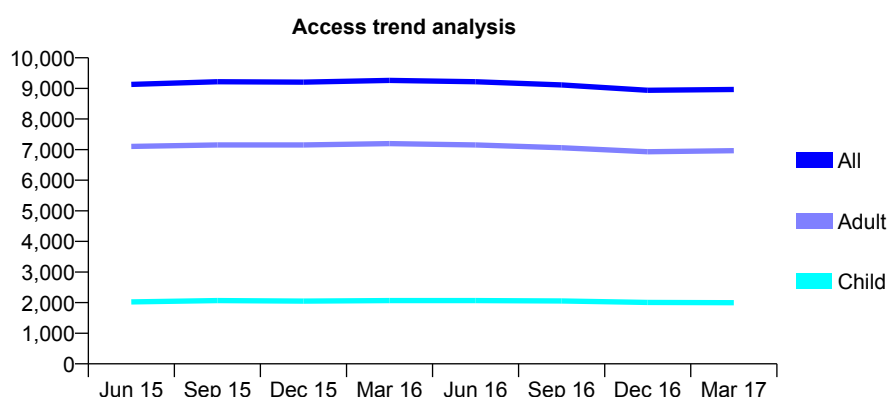
Q69 - Vital Signs At a Glance Contract Report for 961450/0001 - Year end March 2017

Name or company name	Wootton House Dental Partnership
Contract type name	GDS Contract
Purpose of contract	General
Contract start date	21/05/2010
Contract end date	

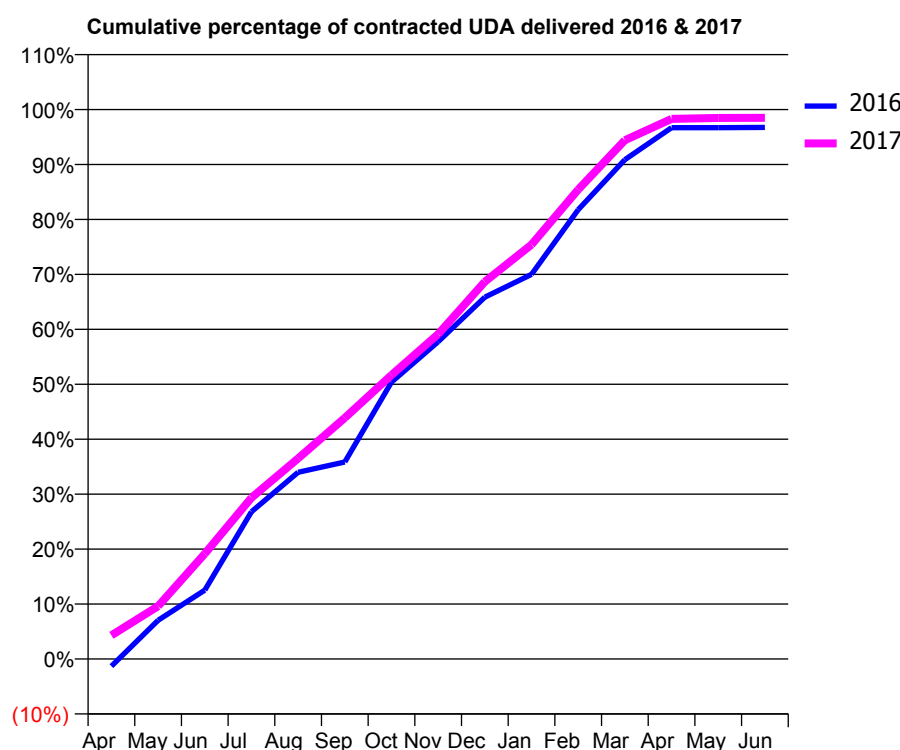
16/17 Contracted general activity (UDA)	26,774
Carry forward general activity (UDA)	0
16/17 Contracted orthodontic activity (UOA)	0
Carry forward orthodontic activity (UOA)	0
Baseline contract value	£650,020.75

ACCESS*

Patients seen in 24 months	Total	Change since previous quarter
Quarter ending March 2016	9,260	
Quarter ending June 2016	9,219	→
Quarter ending September 2016	9,113	↓
Quarter ending December 2016	8,938	↓
Quarter ending March 2017	8,966	→
Variance since March 2016	(3.2%)	↓



ACTIVITY



Adjusted Scheduled Activity (UDA)		
Month	2016	2017
April	-353	1,152
May	1,890	2,577
June	3,355	5,130
July	7,174	7,857
August	9,098	9,773
September	9,602	11,753
October	13,491	13,835
November	15,460	15,833
December	17,629	18,384
January	18,741	20,190
February	21,889	22,870
March	24,327	25,277
April	25,889	26,314
May	25,887	26,365
June	25,901	26,366

QUALITY

	Quantity	Base Number	Contract	AT	Region	England
% of FP17s for the same patient ID Re-attending within 3 months - Children	196	3,242	6.0%	11.9%	11.9%	12.3%
% of FP17s for the same patient ID Re-attending within 3 months - Adults	1,735	10,434	16.6%	15.7%	16.6%	16.7%
% of FP17s for the same patient ID Re-attending between 3 & 9 months - Children	2,254	3,242	69.5%	57.2%	60.2%	57.6%
% of FP17s for the same patient ID Re-attending between 3 & 9 months - Adults	5,468	10,434	52.4%	48.2%	51.5%	50.1%
% of FP17s for Band 1 Urgent Courses	1,135	13,489	8.4%	9.7%	9.5%	9.1%
% of FP17s Relating to Free Repair or Replacements	138	13,489	1.0%	0.8%	0.7%	0.8%
% of FP17s Relating to Continuations	167	13,489	1.2%	0.9%	1.2%	1.2%
% of Patients satisfied with the dentistry they have received	27	27	100.0%	93.1%	93.1%	92.8%
% of Patients satisfied with the time they had to wait for an appointment	26	27	96.3%	89.9%	88.8%	88.7%

* This is based on patients treated on this contract for their most recent course of treatment. Figures in italics indicate the base number of FP17s or Patient Questionnaire responses are less than 100. N/A is shown where the base number of responses is less than 10 during the period. % is calculated as Quantity/Base number*100

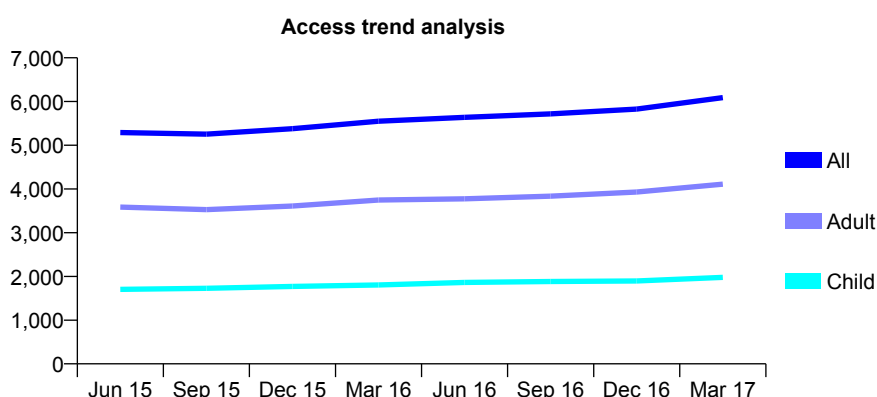
Q69 - Vital Signs At a Glance Contract Report for 962392/0001 - Year end March 2017

Name or company name	MR N PATEL
Contract type name	GDS Contract
Purpose of contract	General
Contract start date	01/04/2008
Contract end date	

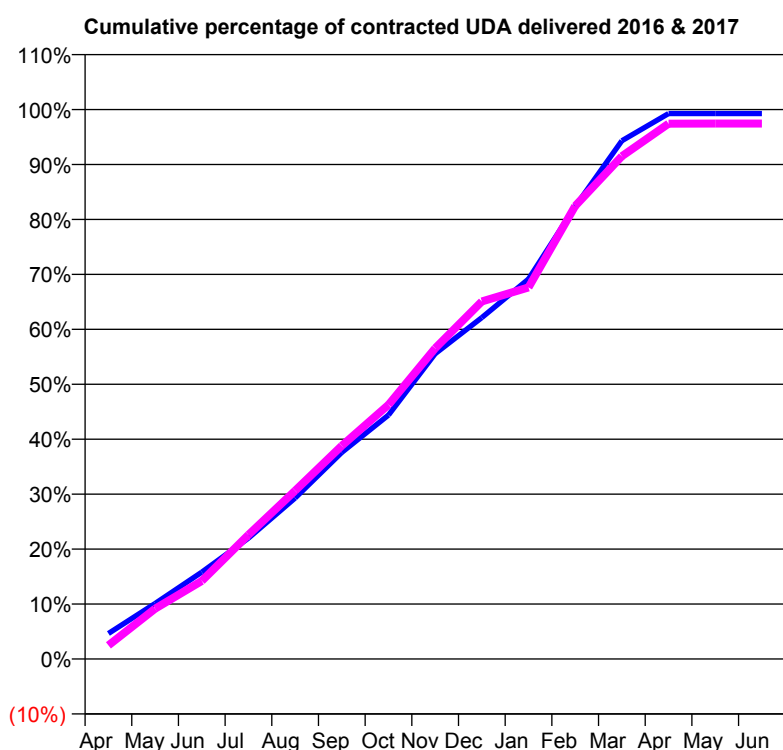
16/17 Contracted general activity (UDA)	13,983
Carry forward general activity (UDA)	96
16/17 Contracted orthodontic activity (UOA)	0
Carry forward orthodontic activity (UOA)	0
Baseline contract value	£344,091.05

ACCESS*

Patients seen in 24 months	Total	Change since previous quarter
Quarter ending March 2016	5,551	
Quarter ending June 2016	5,637	→
Quarter ending September 2016	5,718	→
Quarter ending December 2016	5,826	→
Quarter ending March 2017	6,089	↑
Variance since March 2016	9.7%	↑



ACTIVITY



Adjusted Scheduled Activity (UDA)		
Month	2016	2017
April	617	349
May	1,346	1,280
June	2,105	1,986
July	2,927	3,161
August	3,901	4,283
September	5,006	5,428
October	5,908	6,471
November	7,395	7,908
December	8,270	9,098
January	9,203	9,455
February	10,961	11,529
March	12,553	12,793
April	13,212	13,621
May	13,211	13,626
June	13,213	13,625

QUALITY

	Quantity	Base Number	Contract	AT	Region	England
% of FP17s for the same patient ID Re-attending within 3 months - Children	209	3,378	6.2%	11.9%	11.9%	12.3%
% of FP17s for the same patient ID Re-attending within 3 months - Adults	709	5,377	13.2%	15.7%	16.6%	16.7%
% of FP17s for the same patient ID Re-attending between 3 & 9 months - Children	2,463	3,378	72.9%	57.2%	60.2%	57.6%
% of FP17s for the same patient ID Re-attending between 3 & 9 months - Adults	2,577	5,377	47.9%	48.2%	51.5%	50.1%
% of FP17s for Band 1 Urgent Courses	347	8,162	4.3%	9.7%	9.5%	9.1%
% of FP17s Relating to Free Repair or Replacements	76	8,162	0.9%	0.8%	0.7%	0.8%
% of FP17s Relating to Continuations	56	8,162	0.7%	0.9%	1.2%	1.2%
% of Patients satisfied with the dentistry they have received	8	9	N/A	93.1%	93.1%	92.8%
% of Patients satisfied with the time they had to wait for an appointment	8	9	N/A	89.9%	88.8%	88.7%

* This is based on patients treated on this contract for their most recent course of treatment. Figures in italics indicate the base number of FP17s or Patient Questionnaire responses are less than 100. N/A is shown where the base number of responses is less than 10 during the period. % is calculated as Quantity/Base number*100