

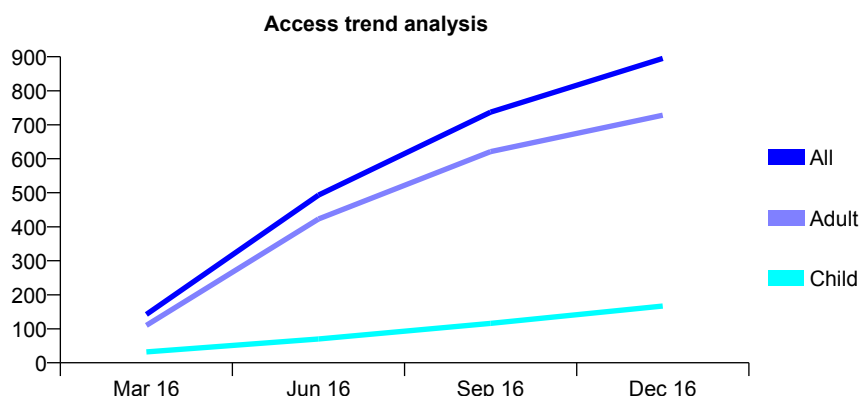
Q68 - Vital Signs At a Glance Contract Report for 100012/0000 - December 2016

Name or company name	Margery Lodge Dental Practice
Contract type name	GDS Contract
Purpose of contract	General
Contract start date	01/03/2016
Contract end date	

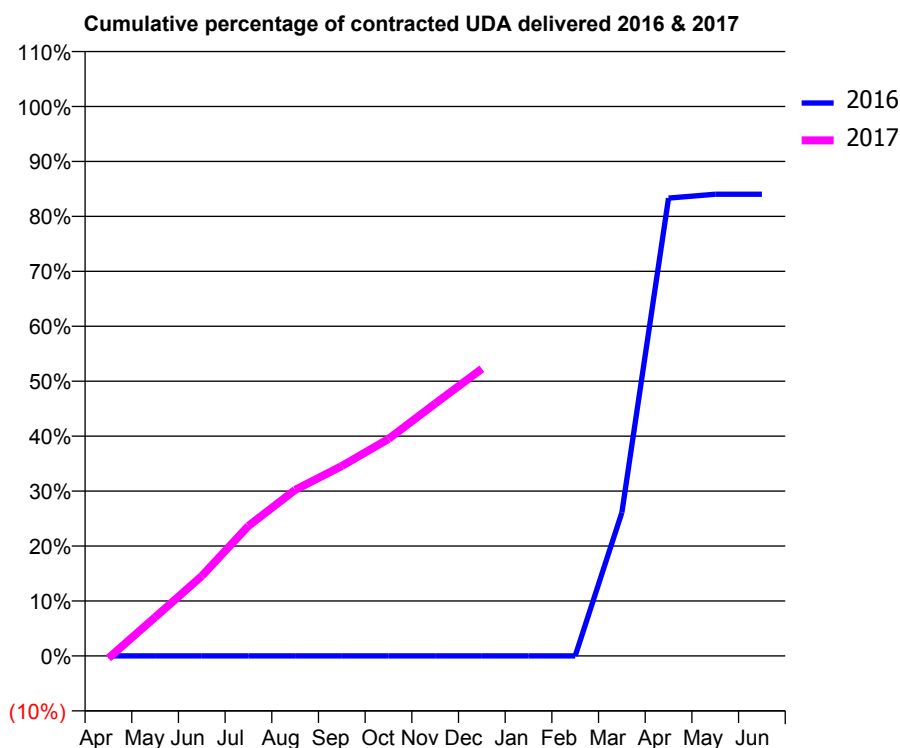
16/17 Contracted general activity (UDA)	5,009
Carry forward general activity (UDA)	129
16/17 Contracted orthodontic activity (UOA)	0
Carry forward orthodontic activity (UOA)	0
Baseline contract value	£132,023.20

ACCESS*

Patients seen in 24 months	Total	Change since previous quarter
Quarter ending December 2015	0	
Quarter ending March 2016	142	
Quarter ending June 2016	493	↑
Quarter ending September 2016	737	↑
Quarter ending December 2016	895	↑
Variance since December 2015	N/A	



ACTIVITY



Month	Adjusted Scheduled Activity (UDA)	
	2016	2017
April	0	-21
May	0	353
June	0	729
July	0	1,186
August	0	1,514
September	0	1,732
October	0	1,978
November	0	2,300
December	0	2,618
January	0	
February	0	
March	109	
April	347	
May	350	
June	350	

QUALITY

	Quantity	Base Number	Contract	AT	Region	England
% of FP17s for the same patient ID Re-attending within 3 months - Children	10	200	5.0%	9.9%	11.9%	12.4%
% of FP17s for the same patient ID Re-attending within 3 months - Adults	130	1,013	12.8%	15.8%	16.5%	16.6%
% of FP17s for the same patient ID Re-attending between 3 & 9 months - Children	24	200	12.0%	59.0%	60.2%	57.5%
% of FP17s for the same patient ID Re-attending between 3 & 9 months - Adults	201	1,013	19.8%	51.0%	52.0%	50.4%
% of FP17s for Band 1 Urgent Courses	69	1,114	6.2%	9.5%	9.5%	9.1%
% of FP17s Relating to Free Repair or Replacements	4	1,114	0.4%	0.6%	0.7%	0.8%
% of FP17s Relating to Continuations	0	1,114	0.0%	1.1%	1.2%	1.3%
% of Patients satisfied with the dentistry they have received	0	0	N/A	92.5%	92.9%	92.7%
% of Patients satisfied with the time they had to wait for an appointment	0	0	N/A	89.3%	88.8%	88.8%

* This is based on patients treated on this contract for their most recent course of treatment. Figures in italics indicate the base number of FP17s or Patient Questionnaire responses are less than 100. N/A is shown where the base number of responses is less than 10 during the period. % is calculated as Quantity/Base number*100

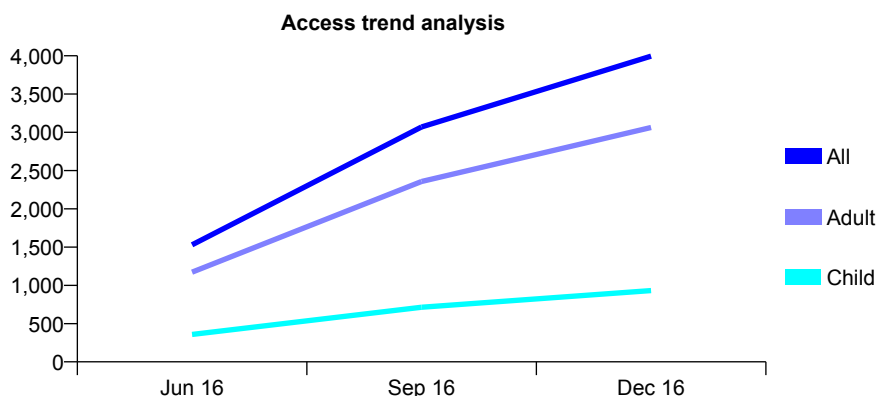
Q68 - Vital Signs At a Glance Contract Report for 100057/0000 - December 2016

Name or company name	Battle Road Dental Practice
Contract type name	GDS Contract
Purpose of contract	General
Contract start date	01/04/2016
Contract end date	

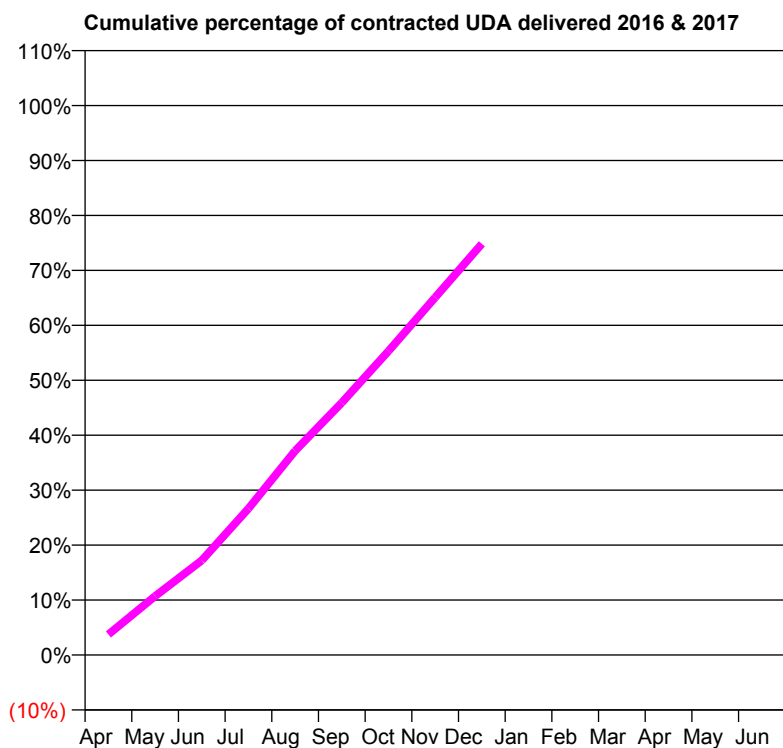
16/17 Contracted general activity (UDA)	16,312
Carry forward general activity (UDA)	0
16/17 Contracted orthodontic activity (UOA)	0
Carry forward orthodontic activity (UOA)	0
Baseline contract value	£449,244.18

ACCESS*

Patients seen in 24 months	Total	Change since previous quarter
Quarter ending December 2015	0	
Quarter ending March 2016	0	
Quarter ending June 2016	1,530	↑
Quarter ending September 2016	3,070	↑
Quarter ending December 2016	3,996	↑
Variance since December 2015	N/A	



ACTIVITY



Month	Adjusted Scheduled Activity (UDA)	
	2016	2017
April	0	612
May	0	1,747
June	0	2,807
July	0	4,350
August	0	6,061
September	0	7,490
October	0	9,021
November	0	10,614
December	0	12,206
January	0	
February	0	
March	0	
April	0	
May	0	
June	0	

QUALITY

	Quantity	Base Number	Contract	AT	Region	England
% of FP17s for the same patient ID Re-attending within 3 months - Children	108	1,302	8.3%	9.9%	11.9%	12.4%
% of FP17s for the same patient ID Re-attending within 3 months - Adults	638	4,557	14.0%	15.8%	16.5%	16.6%
% of FP17s for the same patient ID Re-attending between 3 & 9 months - Children	203	1,302	15.6%	59.0%	60.2%	57.5%
% of FP17s for the same patient ID Re-attending between 3 & 9 months - Adults	664	4,557	14.6%	51.0%	52.0%	50.4%
% of FP17s for Band 1 Urgent Courses	905	5,859	15.4%	9.5%	9.5%	9.1%
% of FP17s Relating to Free Repair or Replacements	51	5,859	0.9%	0.6%	0.7%	0.8%
% of FP17s Relating to Continuations	69	5,859	1.2%	1.1%	1.2%	1.3%
% of Patients satisfied with the dentistry they have received	0	0	N/A	92.5%	92.9%	92.7%
% of Patients satisfied with the time they had to wait for an appointment	0	0	N/A	89.3%	88.8%	88.8%

* This is based on patients treated on this contract for their most recent course of treatment. Figures in italics indicate the base number of FP17s or Patient Questionnaire responses are less than 100. N/A is shown where the base number of responses is less than 10 during the period. % is calculated as Quantity/Base number*100

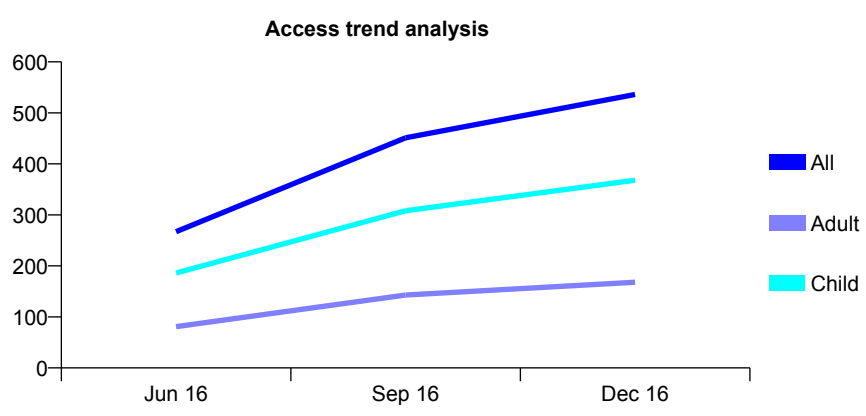
Q68 - Vital Signs At a Glance Contract Report for 100061/0000 - December 2016

Name or company name	MISS AR PATEL
Contract type name	GDS Contract
Purpose of contract	General
Contract start date	01/04/2016
Contract end date	

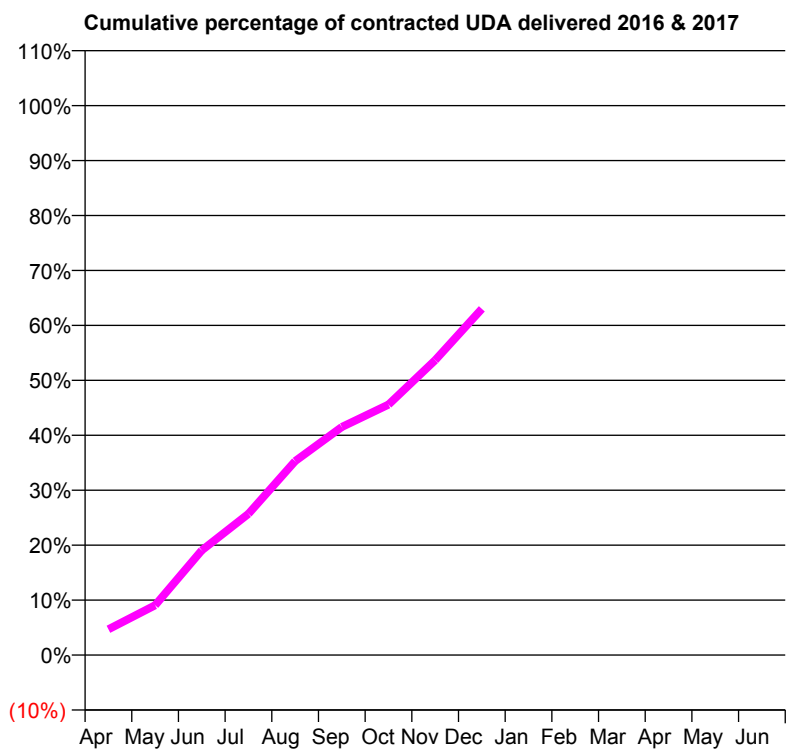
16/17 Contracted general activity (UDA)	2,109
Carry forward general activity (UDA)	0
16/17 Contracted orthodontic activity (UOA)	0
Carry forward orthodontic activity (UOA)	0
Baseline contract value	£55,145.47

ACCESS*

Patients seen in 24 months	Total	Change since previous quarter
Quarter ending December 2015	0	
Quarter ending March 2016	0	
Quarter ending June 2016	267	↑
Quarter ending September 2016	451	↑
Quarter ending December 2016	536	↑
Variance since December 2015	N/A	



ACTIVITY



Month	Adjusted Scheduled Activity (UDA)	
	2016	2017
April	0	99
May	0	191
June	0	402
July	0	542
August	0	744
September	0	876
October	0	962
November	0	1,132
December	0	1,329
January	0	
February	0	
March	0	
April	0	
May	0	
June	0	

QUALITY

	Quantity	Base Number	Contract	AT	Region	England
% of FP17s for the same patient ID Re-attending within 3 months - Children	60	563	10.7%	9.9%	11.9%	12.4%
% of FP17s for the same patient ID Re-attending within 3 months - Adults	50	247	20.2%	15.8%	16.5%	16.6%
% of FP17s for the same patient ID Re-attending between 3 & 9 months - Children	123	563	21.8%	59.0%	60.2%	57.5%
% of FP17s for the same patient ID Re-attending between 3 & 9 months - Adults	43	247	17.4%	51.0%	52.0%	50.4%
% of FP17s for Band 1 Urgent Courses	30	810	3.7%	9.5%	9.5%	9.1%
% of FP17s Relating to Free Repair or Replacements	0	810	0.0%	0.6%	0.7%	0.8%
% of FP17s Relating to Continuations	6	810	0.7%	1.1%	1.2%	1.3%
% of Patients satisfied with the dentistry they have received	0	0	N/A	92.5%	92.9%	92.7%
% of Patients satisfied with the time they had to wait for an appointment	0	0	N/A	89.3%	88.8%	88.8%

* This is based on patients treated on this contract for their most recent course of treatment. Figures in italics indicate the base number of FP17s or Patient Questionnaire responses are less than 100. N/A is shown where the base number of responses is less than 10 during the period. % is calculated as Quantity/Base number*100

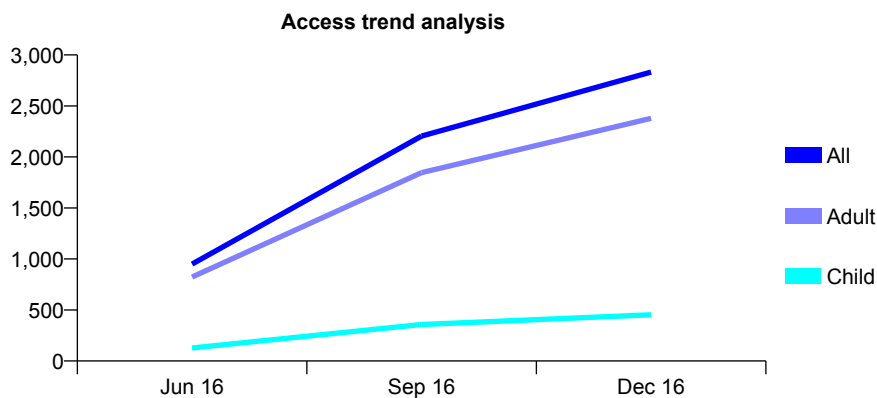
Q68 - Vital Signs At a Glance Contract Report for 100136/0000 - December 2016

Name or company name	MR JS KAILA
Contract type name	GDS Contract
Purpose of contract	General
Contract start date	01/04/2016
Contract end date	

16/17 Contracted general activity (UDA)	11,791
Carry forward general activity (UDA)	0
16/17 Contracted orthodontic activity (UOA)	0
Carry forward orthodontic activity (UOA)	0
Baseline contract value	£301,668.65

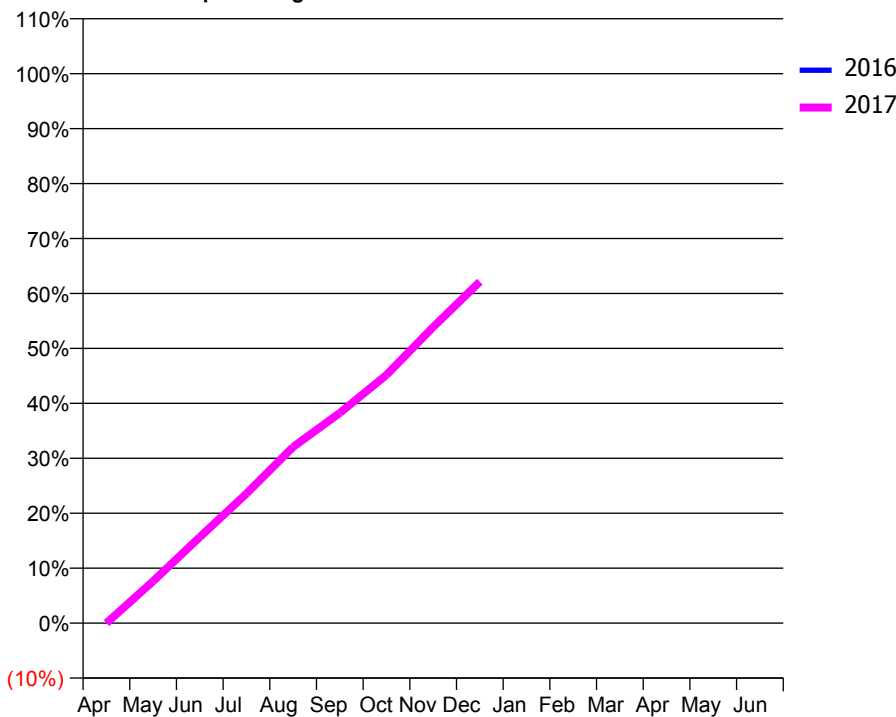
ACCESS*

Patients seen in 24 months	Total	Change since previous quarter
Quarter ending December 2015	0	
Quarter ending March 2016	0	
Quarter ending June 2016	950	↑
Quarter ending September 2016	2,204	↑
Quarter ending December 2016	2,832	↑
Variance since December 2015	N/A	



ACTIVITY

Cumulative percentage of contracted UDA delivered 2016 & 2017



Month	Adjusted Scheduled Activity (UDA)	
	2016	2017
April	0	0
May	0	901
June	0	1,847
July	0	2,781
August	0	3,781
September	0	4,510
October	0	5,327
November	0	6,354
December	0	7,326
January	0	
February	0	
March	0	
April	0	
May	0	
June	0	

QUALITY

	Quantity	Base Number	Contract	AT	Region	England
% of FP17s for the same patient ID Re-attending within 3 months - Children	37	587	6.3%	9.9%	11.9%	12.4%
% of FP17s for the same patient ID Re-attending within 3 months - Adults	542	3,517	15.4%	15.8%	16.5%	16.6%
% of FP17s for the same patient ID Re-attending between 3 & 9 months - Children	83	587	14.1%	59.0%	60.2%	57.5%
% of FP17s for the same patient ID Re-attending between 3 & 9 months - Adults	601	3,517	17.1%	51.0%	52.0%	50.4%
% of FP17s for Band 1 Urgent Courses	227	3,416	6.6%	9.5%	9.5%	9.1%
% of FP17s Relating to Free Repair or Replacements	2	3,416	0.1%	0.6%	0.7%	0.8%
% of FP17s Relating to Continuations	103	3,416	3.0%	1.1%	1.2%	1.3%
% of Patients satisfied with the dentistry they have received	0	0	N/A	92.5%	92.9%	92.7%
% of Patients satisfied with the time they had to wait for an appointment	0	0	N/A	89.3%	88.8%	88.8%

* This is based on patients treated on this contract for their most recent course of treatment. Figures in italics indicate the base number of FP17s or Patient Questionnaire responses are less than 100. N/A is shown where the base number of responses is less than 10 during the period. % is calculated as Quantity/Base number*100

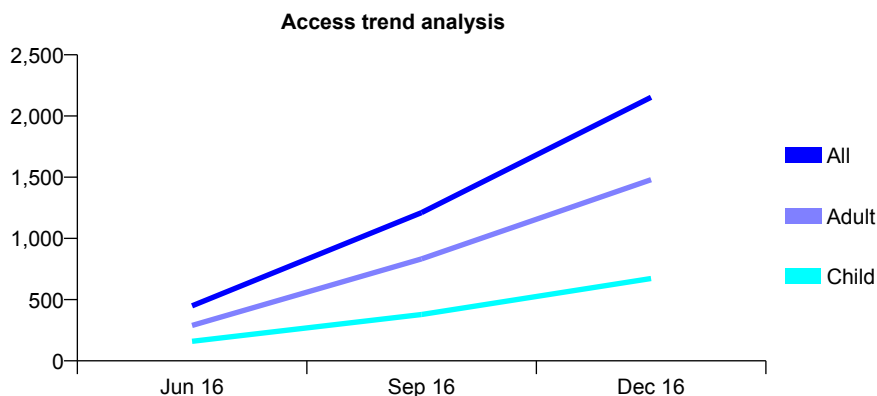
Q68 - Vital Signs At a Glance Contract Report for 100167/0000 - December 2016

Name or company name	ABC Dental Surgery Ltd
Contract type name	GDS Contract
Purpose of contract	General
Contract start date	01/06/2016
Contract end date	

16/17 Contracted general activity (UDA)	11,143
Carry forward general activity (UDA)	0
16/17 Contracted orthodontic activity (UOA)	0
Carry forward orthodontic activity (UOA)	0
Baseline contract value	£282,473.83

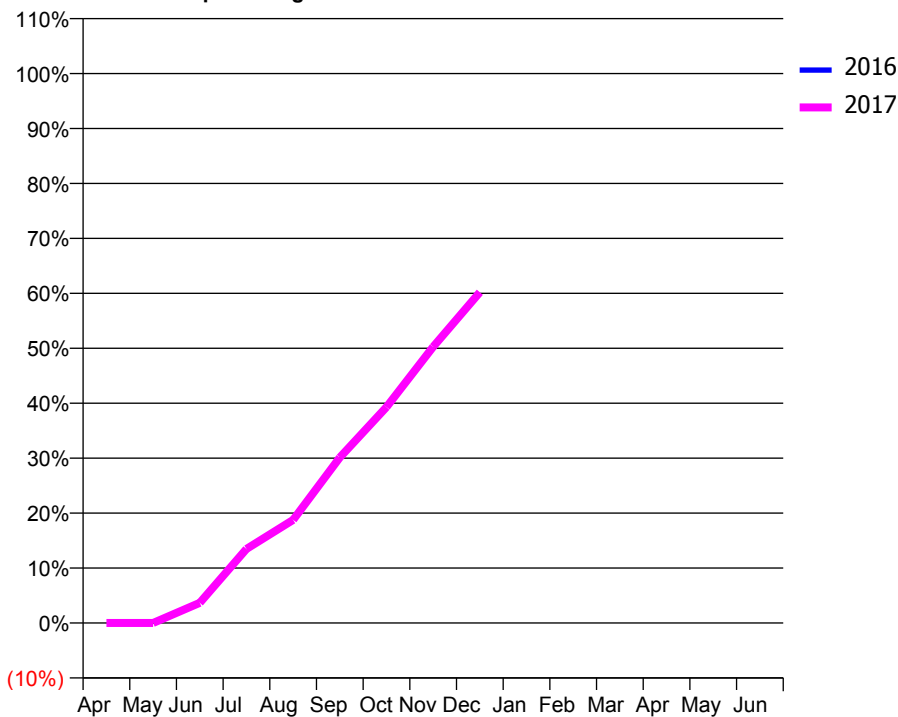
ACCESS*

Patients seen in 24 months	Total	Change since previous quarter
Quarter ending December 2015	0	
Quarter ending March 2016	0	
Quarter ending June 2016	449	↑
Quarter ending September 2016	1,211	↑
Quarter ending December 2016	2,153	↑
Variance since December 2015	N/A	



ACTIVITY

Cumulative percentage of contracted UDA delivered 2016 & 2017



Month	Adjusted Scheduled Activity (UDA)	
	2016	2017
April	0	0
May	0	0
June	0	408
July	0	1,503
August	0	2,092
September	0	3,357
October	0	4,379
November	0	5,602
December	0	6,709
January	0	
February	0	
March	0	
April	0	
May	0	
June	0	

QUALITY

	Quantity	Base Number	Contract	AT	Region	England
% of FP17s for the same patient ID Re-attending within 3 months - Children	53	756	7.0%	9.9%	11.9%	12.4%
% of FP17s for the same patient ID Re-attending within 3 months - Adults	272	1,917	14.2%	15.8%	16.5%	16.6%
% of FP17s for the same patient ID Re-attending between 3 & 9 months - Children	31	756	4.1%	59.0%	60.2%	57.5%
% of FP17s for the same patient ID Re-attending between 3 & 9 months - Adults	119	1,917	6.2%	51.0%	52.0%	50.4%
% of FP17s for Band 1 Urgent Courses	243	2,673	9.1%	9.5%	9.5%	9.1%
% of FP17s Relating to Free Repair or Replacements	13	2,673	0.5%	0.6%	0.7%	0.8%
% of FP17s Relating to Continuations	50	2,673	1.9%	1.1%	1.2%	1.3%
% of Patients satisfied with the dentistry they have received	0	0	N/A	92.5%	92.9%	92.7%
% of Patients satisfied with the time they had to wait for an appointment	0	0	N/A	89.3%	88.8%	88.8%

* This is based on patients treated on this contract for their most recent course of treatment. Figures in italics indicate the base number of FP17s or Patient Questionnaire responses are less than 100. N/A is shown where the base number of responses is less than 10 during the period. % is calculated as Quantity/Base number*100

Q68 - Vital Signs At a Glance Contract Report for 100192/0000 - December 2016


Name or company name	Apex Dental Care Ltd
Contract type name	GDS Contract
Purpose of contract	General
Contract start date	01/04/2016
Contract end date	

16/17 Contracted general activity (UDA)	5,000
Carry forward general activity (UDA)	0
16/17 Contracted orthodontic activity (UOA)	0
Carry forward orthodontic activity (UOA)	0
Baseline contract value	£135,937.27

ACCESS*

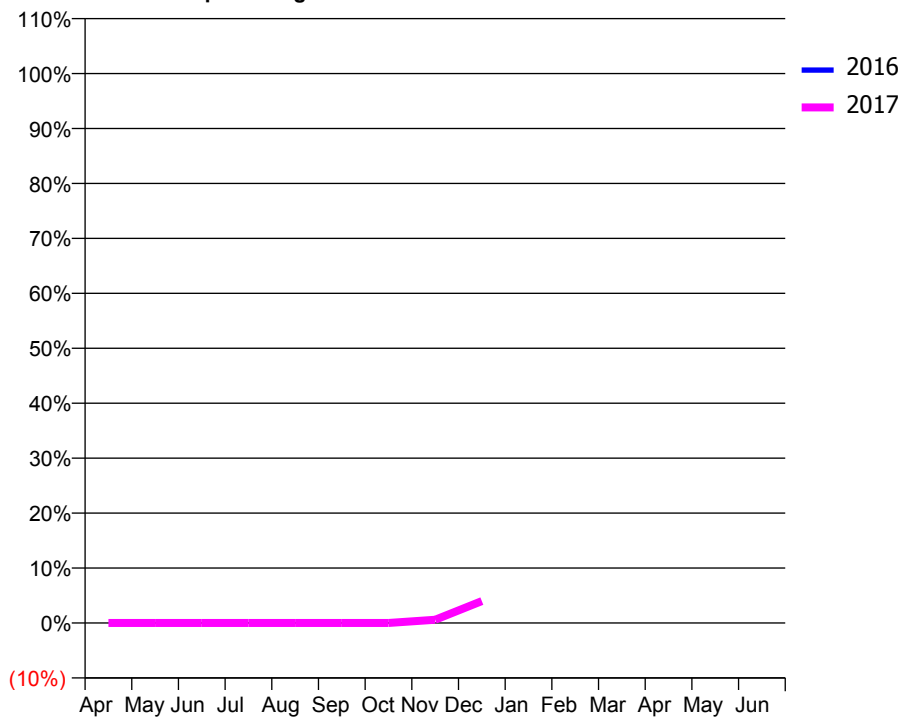
Patients seen in 24 months	Total	Change since previous quarter
Quarter ending December 2015	0	
Quarter ending March 2016	0	
Quarter ending June 2016	0	
Quarter ending September 2016	0	
Quarter ending December 2016	132	↑
Variance since December 2015	N/A	

Access trend analysis



ACTIVITY

Cumulative percentage of contracted UDA delivered 2016 & 2017



Adjusted Scheduled Activity (UDA)

Month	2016	2017
April	0	0
May	0	0
June	0	0
July	0	0
August	0	0
September	0	0
October	0	0
November	0	30
December	0	200
January	0	
February	0	
March	0	
April	0	
May	0	
June	0	

QUALITY

	Quantity	Base Number	Contract	AT	Region	England
% of FP17s for the same patient ID Re-attending within 3 months - Children	1	44	2.3%	9.9%	11.9%	12.4%
% of FP17s for the same patient ID Re-attending within 3 months - Adults	5	71	7.0%	15.8%	16.5%	16.6%
% of FP17s for the same patient ID Re-attending between 3 & 9 months - Children	0	44	0.0%	59.0%	60.2%	57.5%
% of FP17s for the same patient ID Re-attending between 3 & 9 months - Adults	0	71	0.0%	51.0%	52.0%	50.4%
% of FP17s for Band 1 Urgent Courses	21	115	18.3%	9.5%	9.5%	9.1%
% of FP17s Relating to Free Repair or Replacements	2	115	1.7%	0.6%	0.7%	0.8%
% of FP17s Relating to Continuations	1	115	0.9%	1.1%	1.2%	1.3%
% of Patients satisfied with the dentistry they have received	0	0	N/A	92.5%	92.9%	92.7%
% of Patients satisfied with the time they had to wait for an appointment	0	0	N/A	89.3%	88.8%	88.8%

* This is based on patients treated on this contract for their most recent course of treatment. Figures in italics indicate the base number of FP17s or Patient Questionnaire responses are less than 100. N/A is shown where the base number of responses is less than 10 during the period. % is calculated as Quantity/Base number*100

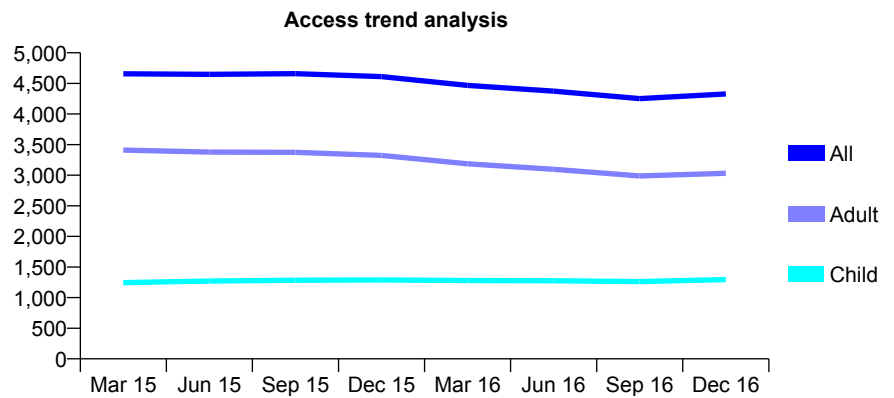
Q68 - Vital Signs At a Glance Contract Report for 101281/0028 - December 2016

Name or company name	OASIS DENTAL CARE LTD
Contract type name	GDS Contract
Purpose of contract	General
Contract start date	01/04/2006
Contract end date	

16/17 Contracted general activity (UDA)	11,520
Carry forward general activity (UDA)	-154
16/17 Contracted orthodontic activity (UOA)	0
Carry forward orthodontic activity (UOA)	0
Baseline contract value	£269,851.78

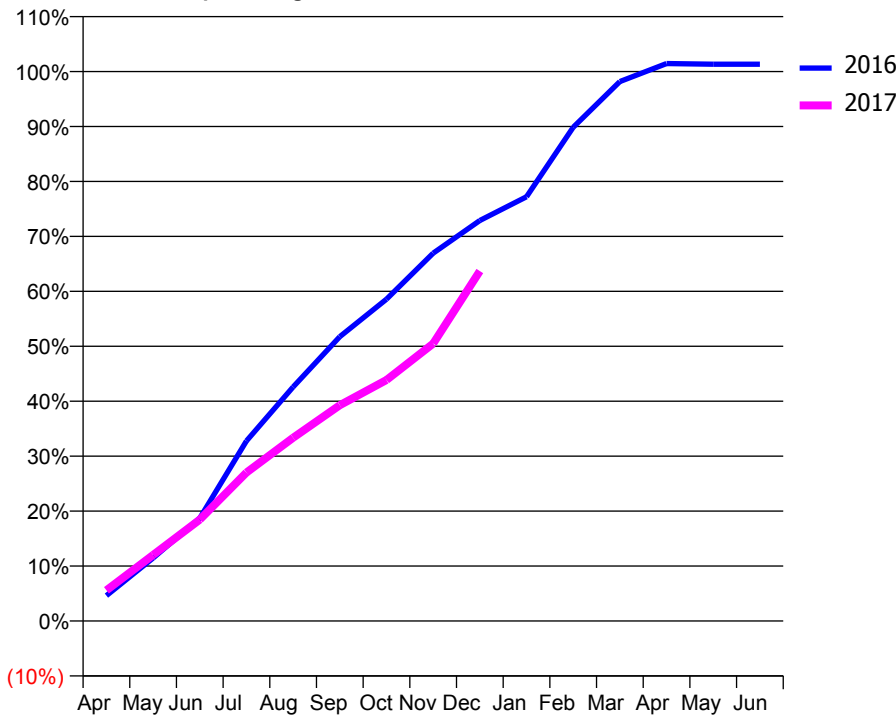
ACCESS*

Patients seen in 24 months	Total	Change since previous quarter
Quarter ending December 2015	4,612	
Quarter ending March 2016	4,467	↓
Quarter ending June 2016	4,373	↓
Quarter ending September 2016	4,251	↓
Quarter ending December 2016	4,327	→
Variance since December 2015	(6.2%)	↓



ACTIVITY

Cumulative percentage of contracted UDA delivered 2016 & 2017



Month	Adjusted Scheduled Activity (UDA)	
	2016	2017
April	532	645
May	1,320	1,386
June	2,156	2,125
July	3,774	3,114
August	4,907	3,842
September	5,962	4,525
October	6,746	5,054
November	7,712	5,817
December	8,397	7,337
January	8,894	
February	10,350	
March	11,309	
April	11,687	
May	11,674	
June	11,674	

QUALITY

	Quantity	Base Number	Contract	AT	Region	England
% of FP17s for the same patient ID Re-attending within 3 months - Children	78	1,422	5.5%	9.9%	11.9%	12.4%
% of FP17s for the same patient ID Re-attending within 3 months - Adults	380	2,873	13.2%	15.8%	16.5%	16.6%
% of FP17s for the same patient ID Re-attending between 3 & 9 months - Children	839	1,422	59.0%	59.0%	60.2%	57.5%
% of FP17s for the same patient ID Re-attending between 3 & 9 months - Adults	1,521	2,873	52.9%	51.0%	52.0%	50.4%
% of FP17s for Band 1 Urgent Courses	443	4,101	10.8%	9.5%	9.5%	9.1%
% of FP17s Relating to Free Repair or Replacements	38	4,101	0.9%	0.6%	0.7%	0.8%
% of FP17s Relating to Continuations	2	4,101	0.0%	1.1%	1.2%	1.3%
% of Patients satisfied with the dentistry they have received	2	2	N/A	92.5%	92.9%	92.7%
% of Patients satisfied with the time they had to wait for an appointment	1	2	N/A	89.3%	88.8%	88.8%

* This is based on patients treated on this contract for their most recent course of treatment. Figures in italics indicate the base number of FP17s or Patient Questionnaire responses are less than 100. N/A is shown where the base number of responses is less than 10 during the period. % is calculated as Quantity/Base number*100

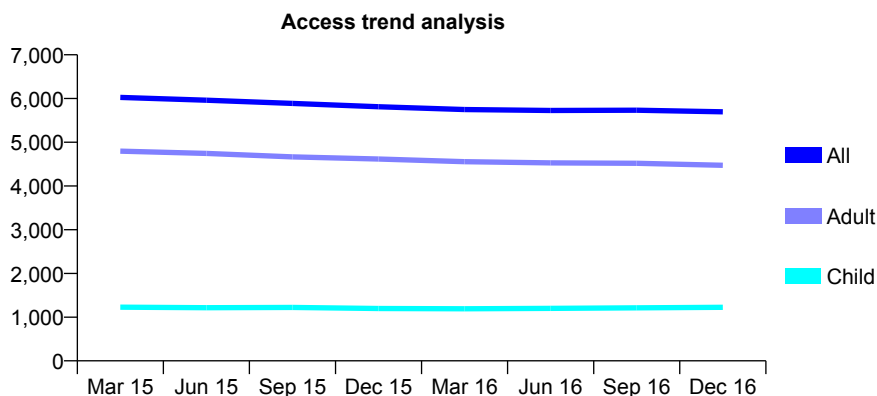
Q68 - Vital Signs At a Glance Contract Report for 101281/0040 - December 2016

Name or company name	OASIS DENTAL CARE LTD
Contract type name	GDS Contract
Purpose of contract	General
Contract start date	01/04/2006
Contract end date	

16/17 Contracted general activity (UDA)	16,400
Carry forward general activity (UDA)	0
16/17 Contracted orthodontic activity (UOA)	0
Carry forward orthodontic activity (UOA)	0
Baseline contract value	£406,765.27

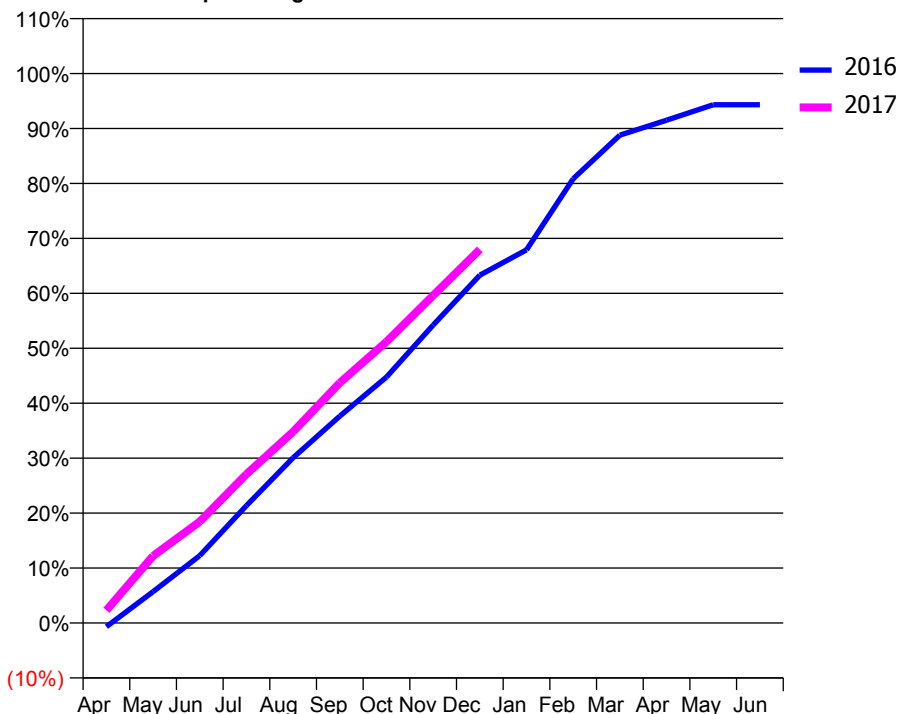
ACCESS*

Patients seen in 24 months	Total	Change since previous quarter
Quarter ending December 2015	5,813	
Quarter ending March 2016	5,748	↓
Quarter ending June 2016	5,728	→
Quarter ending September 2016	5,732	→
Quarter ending December 2016	5,696	→
Variance since December 2015	(2.0%)	↓



ACTIVITY

Cumulative percentage of contracted UDA delivered 2016 & 2017



Month	Adjusted Scheduled Activity (UDA)	
	2016	2017
April	-112	380
May	938	2,004
June	2,013	3,027
July	3,504	4,444
August	4,931	5,708
September	6,176	7,171
October	7,342	8,394
November	8,893	9,776
December	10,382	11,148
January	11,137	
February	13,260	
March	14,561	
April	15,006	
May	15,469	
June	15,469	

QUALITY

	Quantity	Base Number	Contract	AT	Region	England
% of FP17s for the same patient ID Re-attending within 3 months - Children	110	1,510	7.3%	9.9%	11.9%	12.4%
% of FP17s for the same patient ID Re-attending within 3 months - Adults	750	4,664	16.1%	15.8%	16.5%	16.6%
% of FP17s for the same patient ID Re-attending between 3 & 9 months - Children	985	1,510	65.2%	59.0%	60.2%	57.5%
% of FP17s for the same patient ID Re-attending between 3 & 9 months - Adults	2,400	4,664	51.5%	51.0%	52.0%	50.4%
% of FP17s for Band 1 Urgent Courses	788	5,762	13.7%	9.5%	9.5%	9.1%
% of FP17s Relating to Free Repair or Replacements	178	5,762	3.1%	0.6%	0.7%	0.8%
% of FP17s Relating to Continuations	4	5,762	0.1%	1.1%	1.2%	1.3%
% of Patients satisfied with the dentistry they have received	4	4	N/A	92.5%	92.9%	92.7%
% of Patients satisfied with the time they had to wait for an appointment	2	4	N/A	89.3%	88.8%	88.8%

* This is based on patients treated on this contract for their most recent course of treatment. Figures in italics indicate the base number of FP17s or Patient Questionnaire responses are less than 100. N/A is shown where the base number of responses is less than 10 during the period. % is calculated as Quantity/Base number*100

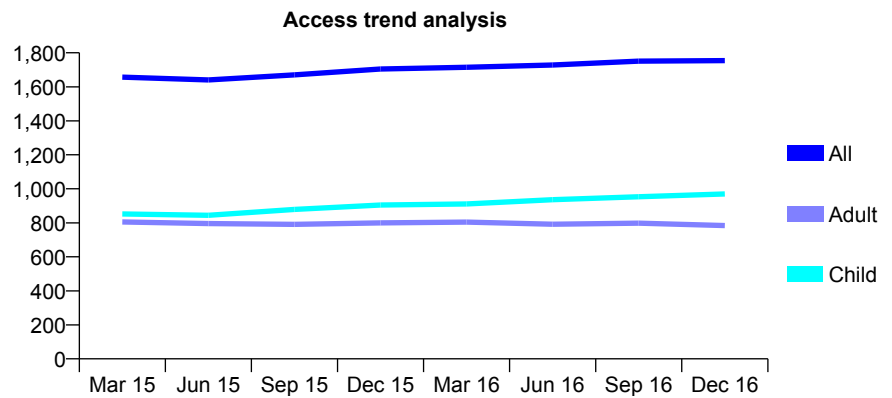
Q68 - Vital Signs At a Glance Contract Report for 101281/0056 - December 2016

Name or company name	OASIS DENTAL CARE LTD
Contract type name	GDS Contract
Purpose of contract	General
Contract start date	01/04/2006
Contract end date	

16/17 Contracted general activity (UDA)	3,474
Carry forward general activity (UDA)	-42
16/17 Contracted orthodontic activity (UOA)	0
Carry forward orthodontic activity (UOA)	0
Baseline contract value	£82,391.95

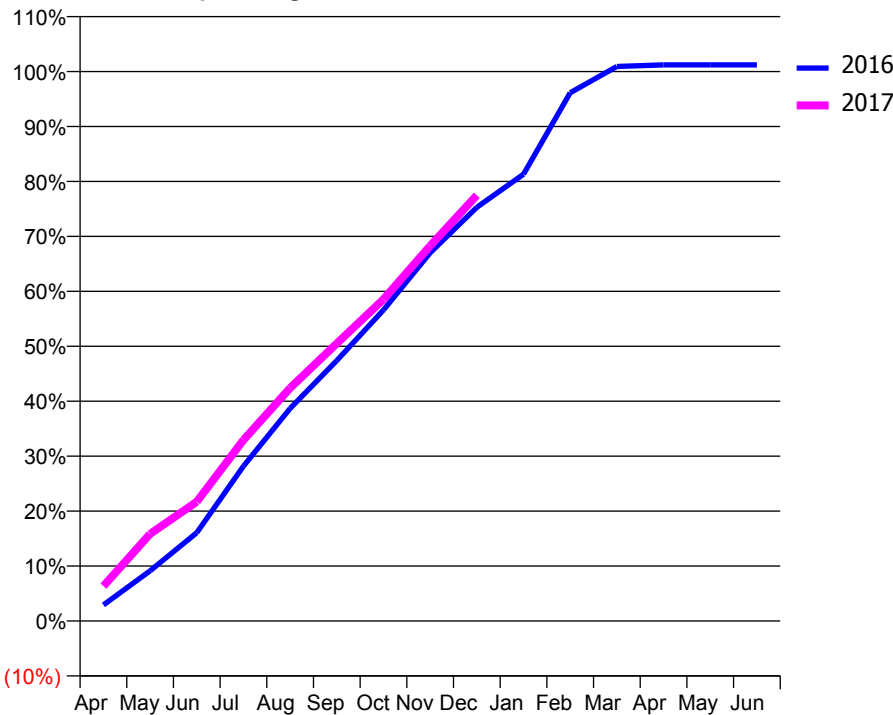
ACCESS*

Patients seen in 24 months	Total	Change since previous quarter
Quarter ending December 2015	1,705	
Quarter ending March 2016	1,715	→
Quarter ending June 2016	1,728	→
Quarter ending September 2016	1,751	→
Quarter ending December 2016	1,754	→
Variance since December 2015	2.9%	↑



ACTIVITY

Cumulative percentage of contracted UDA delivered 2016 & 2017



Month	Adjusted Scheduled Activity (UDA)	
	2016	2017
April	102	221
May	318	551
June	558	754
July	979	1,144
August	1,344	1,473
September	1,647	1,754
October	1,966	2,034
November	2,328	2,372
December	2,616	2,691
January	2,825	
February	3,340	
March	3,506	
April	3,516	
May	3,516	
June	3,516	

QUALITY

	Quantity	Base Number	Contract	AT	Region	England
% of FP17s for the same patient ID Re-attending within 3 months - Children	68	1,053	6.5%	9.9%	11.9%	12.4%
% of FP17s for the same patient ID Re-attending within 3 months - Adults	75	597	12.6%	15.8%	16.5%	16.6%
% of FP17s for the same patient ID Re-attending between 3 & 9 months - Children	548	1,053	52.0%	59.0%	60.2%	57.5%
% of FP17s for the same patient ID Re-attending between 3 & 9 months - Adults	206	597	34.5%	51.0%	52.0%	50.4%
% of FP17s for Band 1 Urgent Courses	95	1,644	5.8%	9.5%	9.5%	9.1%
% of FP17s Relating to Free Repair or Replacements	0	1,644	0.0%	0.6%	0.7%	0.8%
% of FP17s Relating to Continuations	24	1,644	1.5%	1.1%	1.2%	1.3%
% of Patients satisfied with the dentistry they have received	1	1	N/A	92.5%	92.9%	92.7%
% of Patients satisfied with the time they had to wait for an appointment	1	1	N/A	89.3%	88.8%	88.8%

* This is based on patients treated on this contract for their most recent course of treatment. Figures in italics indicate the base number of FP17s or Patient Questionnaire responses are less than 100. N/A is shown where the base number of responses is less than 10 during the period. % is calculated as Quantity/Base number*100

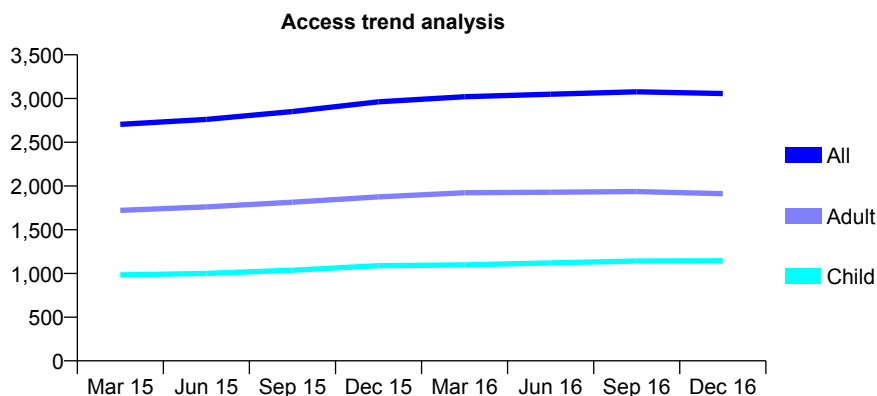
Q68 - Vital Signs At a Glance Contract Report for 101281/0057 - December 2016

Name or company name	OASIS DENTAL CARE LTD
Contract type name	GDS Contract
Purpose of contract	General
Contract start date	01/04/2006
Contract end date	

16/17 Contracted general activity (UDA)	7,181
Carry forward general activity (UDA)	101
16/17 Contracted orthodontic activity (UOA)	0
Carry forward orthodontic activity (UOA)	0
Baseline contract value	£177,870.85

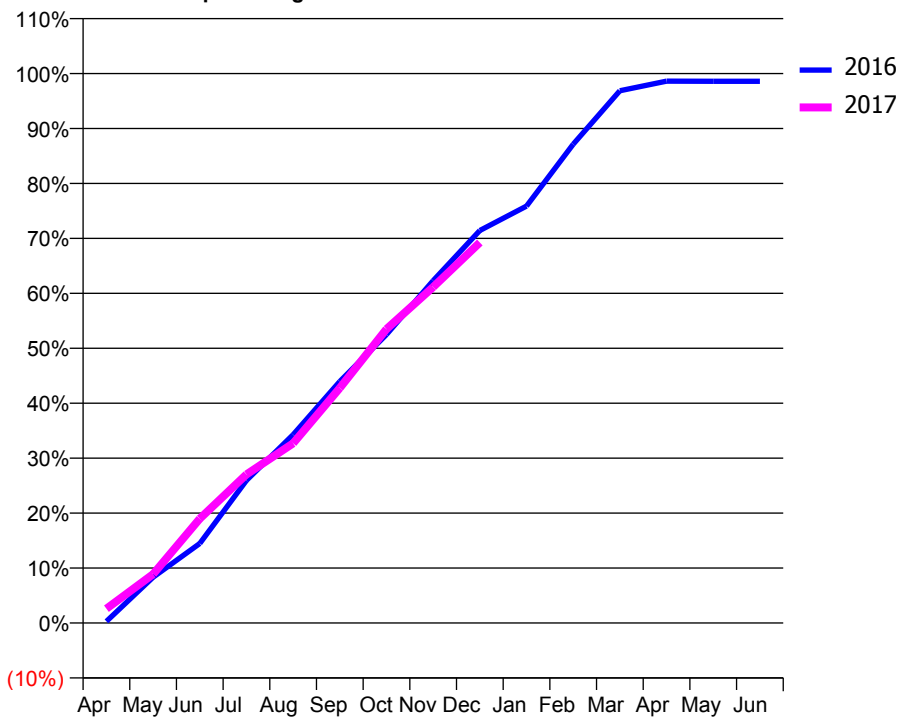
ACCESS*

Patients seen in 24 months	Total	Change since previous quarter
Quarter ending December 2015	2,963	
Quarter ending March 2016	3,021	→
Quarter ending June 2016	3,049	→
Quarter ending September 2016	3,077	→
Quarter ending December 2016	3,057	→
Variance since December 2015	3.2%	↑



ACTIVITY

Cumulative percentage of contracted UDA delivered 2016 & 2017



Month	Adjusted Scheduled Activity (UDA)	
	2016	2017
April	22	187
May	598	638
June	1,039	1,364
July	1,864	1,943
August	2,461	2,348
September	3,156	3,071
October	3,770	3,841
November	4,474	4,390
December	5,129	4,973
January	5,448	
February	6,257	
March	6,955	
April	7,081	
May	7,080	
June	7,080	

QUALITY

	Quantity	Base Number	Contract	AT	Region	England
% of FP17s for the same patient ID Re-attending within 3 months - Children	83	1,317	6.3%	9.9%	11.9%	12.4%
% of FP17s for the same patient ID Re-attending within 3 months - Adults	301	1,999	15.1%	15.8%	16.5%	16.6%
% of FP17s for the same patient ID Re-attending between 3 & 9 months - Children	871	1,317	66.1%	59.0%	60.2%	57.5%
% of FP17s for the same patient ID Re-attending between 3 & 9 months - Adults	1,123	1,999	56.2%	51.0%	52.0%	50.4%
% of FP17s for Band 1 Urgent Courses	349	3,226	10.8%	9.5%	9.5%	9.1%
% of FP17s Relating to Free Repair or Replacements	14	3,226	0.4%	0.6%	0.7%	0.8%
% of FP17s Relating to Continuations	15	3,226	0.5%	1.1%	1.2%	1.3%
% of Patients satisfied with the dentistry they have received	0	0	N/A	92.5%	92.9%	92.7%
% of Patients satisfied with the time they had to wait for an appointment	0	0	N/A	89.3%	88.8%	88.8%

* This is based on patients treated on this contract for their most recent course of treatment. Figures in italics indicate the base number of FP17s or Patient Questionnaire responses are less than 100. N/A is shown where the base number of responses is less than 10 during the period. % is calculated as Quantity/Base number*100

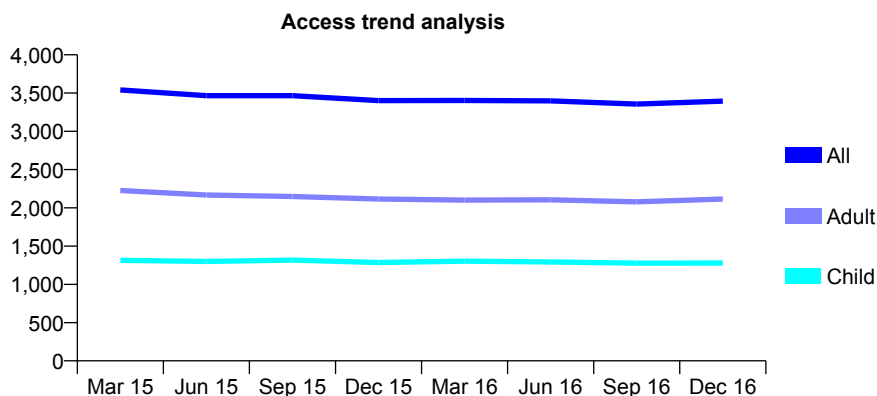
Q68 - Vital Signs At a Glance Contract Report for 101281/0090 - December 2016

Name or company name	OASIS DENTAL CARE LTD
Contract type name	GDS Contract
Purpose of contract	General
Contract start date	01/04/2006
Contract end date	

16/17 Contracted general activity (UDA)	7,650
Carry forward general activity (UDA)	-87
16/17 Contracted orthodontic activity (UOA)	0
Carry forward orthodontic activity (UOA)	0
Baseline contract value	£193,120.01

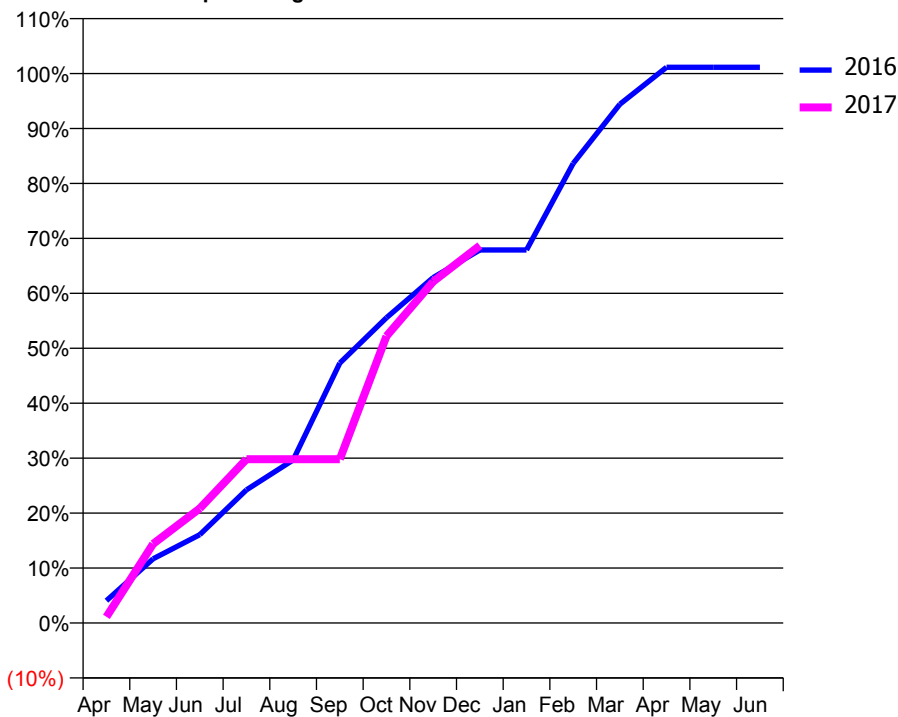
ACCESS*

Patients seen in 24 months	Total	Change since previous quarter
Quarter ending December 2015	3,401	
Quarter ending March 2016	3,403	→
Quarter ending June 2016	3,398	→
Quarter ending September 2016	3,356	↓
Quarter ending December 2016	3,394	→
Variance since December 2015	(0.2%)	→



ACTIVITY

Cumulative percentage of contracted UDA delivered 2016 & 2017



Month	Adjusted Scheduled Activity (UDA)	
	2016	2017
April	311	87
May	894	1,102
June	1,230	1,595
July	1,854	2,280
August	2,270	2,280
September	3,618	2,280
October	4,250	3,994
November	4,809	4,753
December	5,193	5,255
January	5,193	
February	6,399	
March	7,222	
April	7,736	
May	7,737	
June	7,737	

QUALITY

	Quantity	Base Number	Contract	AT	Region	England
% of FP17s for the same patient ID Re-attending within 3 months - Children	92	1,397	6.6%	9.9%	11.9%	12.4%
% of FP17s for the same patient ID Re-attending within 3 months - Adults	355	2,156	16.5%	15.8%	16.5%	16.6%
% of FP17s for the same patient ID Re-attending between 3 & 9 months - Children	815	1,397	58.3%	59.0%	60.2%	57.5%
% of FP17s for the same patient ID Re-attending between 3 & 9 months - Adults	1,065	2,156	49.4%	51.0%	52.0%	50.4%
% of FP17s for Band 1 Urgent Courses	322	3,282	9.8%	9.5%	9.5%	9.1%
% of FP17s Relating to Free Repair or Replacements	9	3,282	0.3%	0.6%	0.7%	0.8%
% of FP17s Relating to Continuations	86	3,282	2.6%	1.1%	1.2%	1.3%
% of Patients satisfied with the dentistry they have received	1	1	N/A	92.5%	92.9%	92.7%
% of Patients satisfied with the time they had to wait for an appointment	0	1	N/A	89.3%	88.8%	88.8%

* This is based on patients treated on this contract for their most recent course of treatment. Figures in italics indicate the base number of FP17s or Patient Questionnaire responses are less than 100. N/A is shown where the base number of responses is less than 10 during the period. % is calculated as Quantity/Base number*100

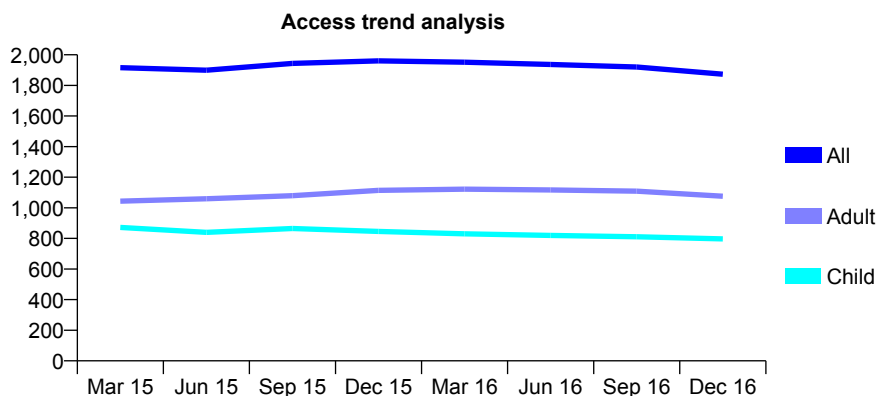
Q68 - Vital Signs At a Glance Contract Report for 101281/0123 - December 2016

Name or company name	OASIS DENTAL CARE LTD
Contract type name	GDS Contract
Purpose of contract	General
Contract start date	01/04/2006
Contract end date	

16/17 Contracted general activity (UDA)	5,664
Carry forward general activity (UDA)	-35
16/17 Contracted orthodontic activity (UOA)	0
Carry forward orthodontic activity (UOA)	0
Baseline contract value	£122,774.30

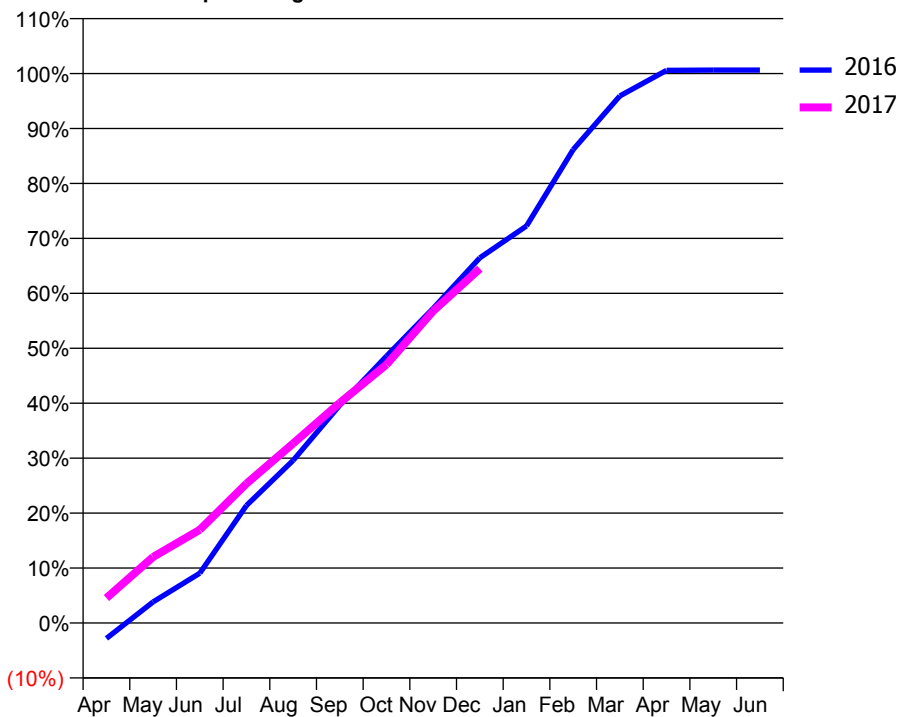
ACCESS*

Patients seen in 24 months	Total	Change since previous quarter
Quarter ending December 2015	1,960	
Quarter ending March 2016	1,952	→
Quarter ending June 2016	1,937	→
Quarter ending September 2016	1,920	→
Quarter ending December 2016	1,873	↓
Variance since December 2015	(4.4%)	↓



ACTIVITY

Cumulative percentage of contracted UDA delivered 2016 & 2017



Month	Adjusted Scheduled Activity (UDA)	
	2016	2017
April	-161	258
May	218	681
June	514	961
July	1,212	1,437
August	1,677	1,851
September	2,245	2,269
October	2,751	2,664
November	3,243	3,215
December	3,764	3,652
January	4,092	
February	4,881	
March	5,433	
April	5,697	
May	5,699	
June	5,699	

QUALITY

	Quantity	Base Number	Contract	AT	Region	England
% of FP17s for the same patient ID Re-attending within 3 months - Children	65	945	6.9%	9.9%	11.9%	12.4%
% of FP17s for the same patient ID Re-attending within 3 months - Adults	138	1,035	13.3%	15.8%	16.5%	16.6%
% of FP17s for the same patient ID Re-attending between 3 & 9 months - Children	613	945	64.9%	59.0%	60.2%	57.5%
% of FP17s for the same patient ID Re-attending between 3 & 9 months - Adults	658	1,035	63.6%	51.0%	52.0%	50.4%
% of FP17s for Band 1 Urgent Courses	70	1,853	3.8%	9.5%	9.5%	9.1%
% of FP17s Relating to Free Repair or Replacements	0	1,853	0.0%	0.6%	0.7%	0.8%
% of FP17s Relating to Continuations	38	1,853	2.1%	1.1%	1.2%	1.3%
% of Patients satisfied with the dentistry they have received	1	1	N/A	92.5%	92.9%	92.7%
% of Patients satisfied with the time they had to wait for an appointment	1	1	N/A	89.3%	88.8%	88.8%

* This is based on patients treated on this contract for their most recent course of treatment. Figures in italics indicate the base number of FP17s or Patient Questionnaire responses are less than 100. N/A is shown where the base number of responses is less than 10 during the period. % is calculated as Quantity/Base number*100

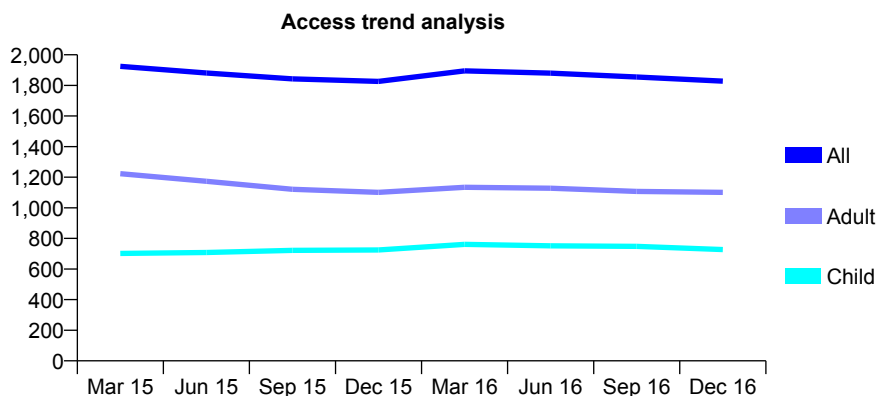
Q68 - Vital Signs At a Glance Contract Report for 101281/0137 - December 2016

Name or company name	OASIS DENTAL CARE LTD
Contract type name	GDS Contract
Purpose of contract	General
Contract start date	01/04/2006
Contract end date	

16/17 Contracted general activity (UDA)	6,000
Carry forward general activity (UDA)	34
16/17 Contracted orthodontic activity (UOA)	0
Carry forward orthodontic activity (UOA)	0
Baseline contract value	£159,438.61

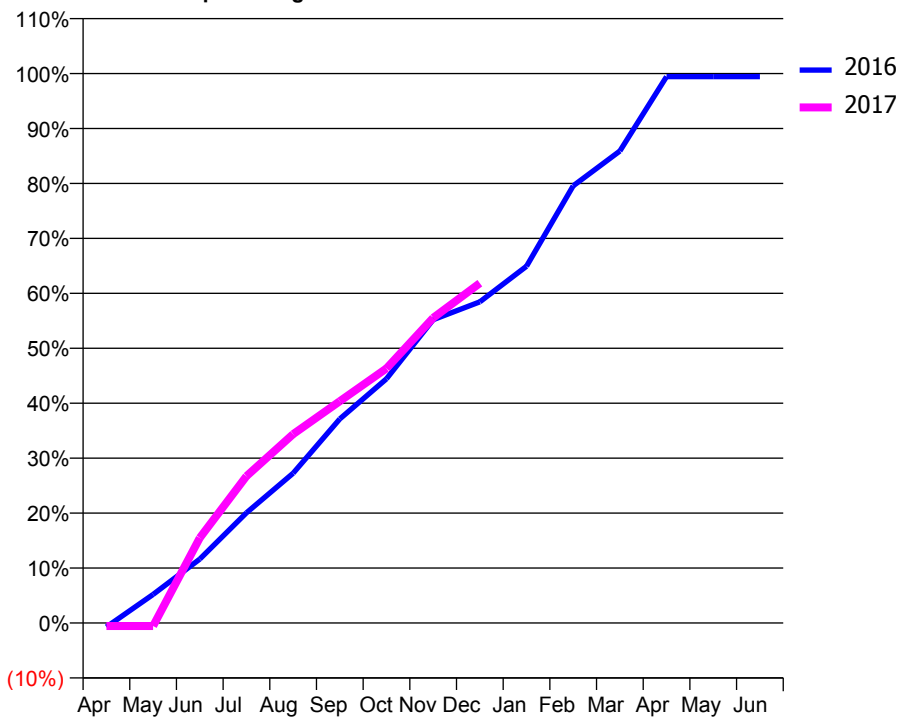
ACCESS*

Patients seen in 24 months	Total	Change since previous quarter
Quarter ending December 2015	1,826	
Quarter ending March 2016	1,895	↑
Quarter ending June 2016	1,880	→
Quarter ending September 2016	1,855	↓
Quarter ending December 2016	1,828	↓
Variance since December 2015	0.1%	→



ACTIVITY

Cumulative percentage of contracted UDA delivered 2016 & 2017



Month	Adjusted Scheduled Activity (UDA)	
	2016	2017
April	-45	-34
May	312	-34
June	699	930
July	1,204	1,604
August	1,635	2,063
September	2,228	2,422
October	2,666	2,780
November	3,312	3,331
December	3,506	3,710
January	3,896	
February	4,774	
March	5,154	
April	5,966	
May	5,966	
June	5,966	

QUALITY

	Quantity	Base Number	Contract	AT	Region	England
% of FP17s for the same patient ID Re-attending within 3 months - Children	64	931	6.9%	9.9%	11.9%	12.4%
% of FP17s for the same patient ID Re-attending within 3 months - Adults	158	1,144	13.8%	15.8%	16.5%	16.6%
% of FP17s for the same patient ID Re-attending between 3 & 9 months - Children	661	931	71.0%	59.0%	60.2%	57.5%
% of FP17s for the same patient ID Re-attending between 3 & 9 months - Adults	718	1,144	62.8%	51.0%	52.0%	50.4%
% of FP17s for Band 1 Urgent Courses	105	1,742	6.0%	9.5%	9.5%	9.1%
% of FP17s Relating to Free Repair or Replacements	13	1,742	0.7%	0.6%	0.7%	0.8%
% of FP17s Relating to Continuations	17	1,742	1.0%	1.1%	1.2%	1.3%
% of Patients satisfied with the dentistry they have received	3	3	N/A	92.5%	92.9%	92.7%
% of Patients satisfied with the time they had to wait for an appointment	3	3	N/A	89.3%	88.8%	88.8%

* This is based on patients treated on this contract for their most recent course of treatment. Figures in italics indicate the base number of FP17s or Patient Questionnaire responses are less than 100. N/A is shown where the base number of responses is less than 10 during the period. % is calculated as Quantity/Base number*100

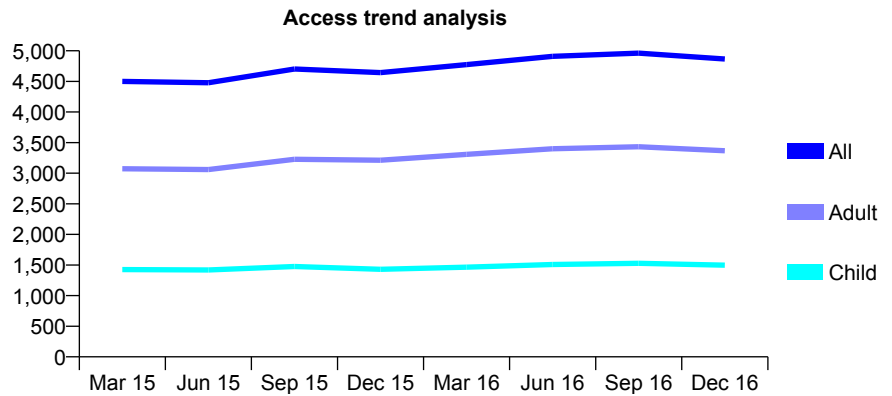
Q68 - Vital Signs At a Glance Contract Report for 101281/0140 - December 2016

Name or company name	OASIS DENTAL CARE LTD
Contract type name	GDS Contract
Purpose of contract	General
Contract start date	01/04/2006
Contract end date	

16/17 Contracted general activity (UDA)	13,000
Carry forward general activity (UDA)	-54
16/17 Contracted orthodontic activity (UOA)	0
Carry forward orthodontic activity (UOA)	0
Baseline contract value	£304,550.08

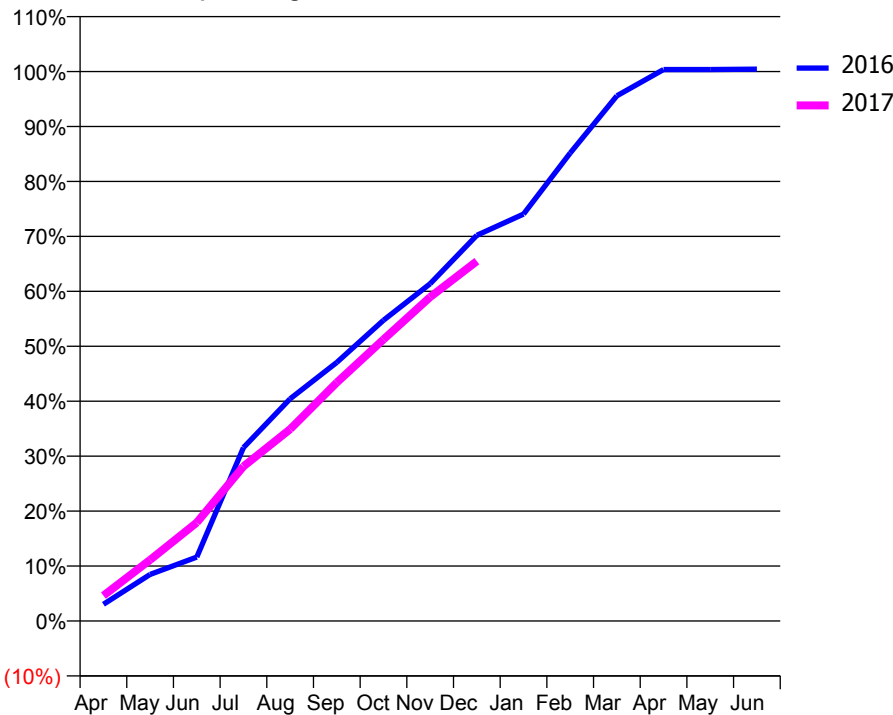
ACCESS*

Patients seen in 24 months	Total	Change since previous quarter
Quarter ending December 2015	4,644	
Quarter ending March 2016	4,774	↑
Quarter ending June 2016	4,909	↑
Quarter ending September 2016	4,961	→
Quarter ending December 2016	4,866	↓
Variance since December 2015	4.8%	↑



ACTIVITY

Cumulative percentage of contracted UDA delivered 2016 & 2017



Month	Adjusted Scheduled Activity (UDA)	
	2016	2017
April	397	600
May	1,103	1,446
June	1,511	2,329
July	4,101	3,657
August	5,257	4,538
September	6,117	5,644
October	7,115	6,660
November	7,981	7,663
December	9,125	8,514
January	9,625	
February	11,070	
March	12,425	
April	13,045	
May	13,045	
June	13,054	

QUALITY

	Quantity	Base Number	Contract	AT	Region	England
% of FP17s for the same patient ID Re-attending within 3 months - Children	92	1,845	5.0%	9.9%	11.9%	12.4%
% of FP17s for the same patient ID Re-attending within 3 months - Adults	436	3,469	12.6%	15.8%	16.5%	16.6%
% of FP17s for the same patient ID Re-attending between 3 & 9 months - Children	1,236	1,845	67.0%	59.0%	60.2%	57.5%
% of FP17s for the same patient ID Re-attending between 3 & 9 months - Adults	1,963	3,469	56.6%	51.0%	52.0%	50.4%
% of FP17s for Band 1 Urgent Courses	381	4,981	7.6%	9.5%	9.5%	9.1%
% of FP17s Relating to Free Repair or Replacements	9	4,981	0.2%	0.6%	0.7%	0.8%
% of FP17s Relating to Continuations	47	4,981	0.9%	1.1%	1.2%	1.3%
% of Patients satisfied with the dentistry they have received	1	1	N/A	92.5%	92.9%	92.7%
% of Patients satisfied with the time they had to wait for an appointment	1	1	N/A	89.3%	88.8%	88.8%

* This is based on patients treated on this contract for their most recent course of treatment. Figures in italics indicate the base number of FP17s or Patient Questionnaire responses are less than 100. N/A is shown where the base number of responses is less than 10 during the period. % is calculated as Quantity/Base number*100

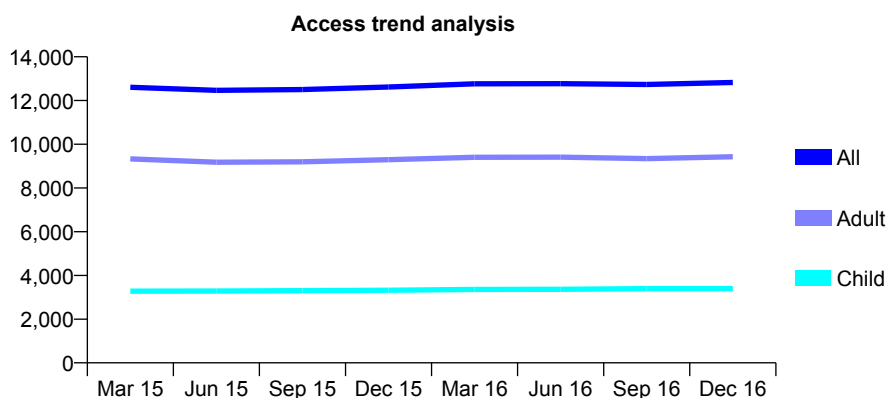
Q68 - Vital Signs At a Glance Contract Report for 101281/0163 - December 2016

Name or company name	OASIS DENTAL CARE LTD
Contract type name	GDS Contract
Purpose of contract	General
Contract start date	01/11/2006
Contract end date	

16/17 Contracted general activity (UDA)	37,431
Carry forward general activity (UDA)	-249
16/17 Contracted orthodontic activity (UOA)	0
Carry forward orthodontic activity (UOA)	0
Baseline contract value	£870,944.12

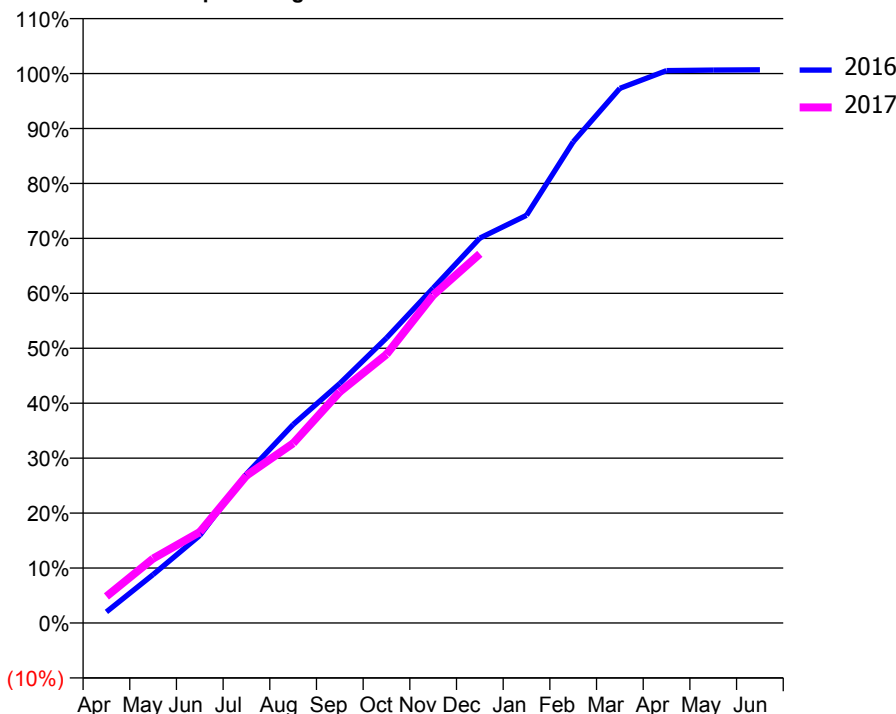
ACCESS*

Patients seen in 24 months	Total	Change since previous quarter
Quarter ending December 2015	12,617	
Quarter ending March 2016	12,762	→
Quarter ending June 2016	12,772	→
Quarter ending September 2016	12,734	→
Quarter ending December 2016	12,827	→
Variance since December 2015	1.7%	→



ACTIVITY

Cumulative percentage of contracted UDA delivered 2016 & 2017



Month	Adjusted Scheduled Activity (UDA)	
	2016	2017
April	755	1,812
May	3,302	4,395
June	5,960	6,197
July	10,153	10,041
August	13,517	12,237
September	16,321	15,745
October	19,415	18,301
November	22,808	22,332
December	26,220	25,148
January	27,777	
February	32,774	
March	36,421	
April	37,625	
May	37,663	
June	37,680	

QUALITY

	Quantity	Base Number	Contract	AT	Region	England
% of FP17s for the same patient ID Re-attending within 3 months - Children	284	3,989	7.1%	9.9%	11.9%	12.4%
% of FP17s for the same patient ID Re-attending within 3 months - Adults	1,659	10,497	15.8%	15.8%	16.5%	16.6%
% of FP17s for the same patient ID Re-attending between 3 & 9 months - Children	2,580	3,989	64.7%	59.0%	60.2%	57.5%
% of FP17s for the same patient ID Re-attending between 3 & 9 months - Adults	6,106	10,497	58.2%	51.0%	52.0%	50.4%
% of FP17s for Band 1 Urgent Courses	1,196	13,756	8.7%	9.5%	9.5%	9.1%
% of FP17s Relating to Free Repair or Replacements	90	13,756	0.7%	0.6%	0.7%	0.8%
% of FP17s Relating to Continuations	76	13,756	0.6%	1.1%	1.2%	1.3%
% of Patients satisfied with the dentistry they have received	6	7	N/A	92.5%	92.9%	92.7%
% of Patients satisfied with the time they had to wait for an appointment	5	7	N/A	89.3%	88.8%	88.8%

* This is based on patients treated on this contract for their most recent course of treatment. Figures in italics indicate the base number of FP17s or Patient Questionnaire responses are less than 100. N/A is shown where the base number of responses is less than 10 during the period. % is calculated as Quantity/Base number*100

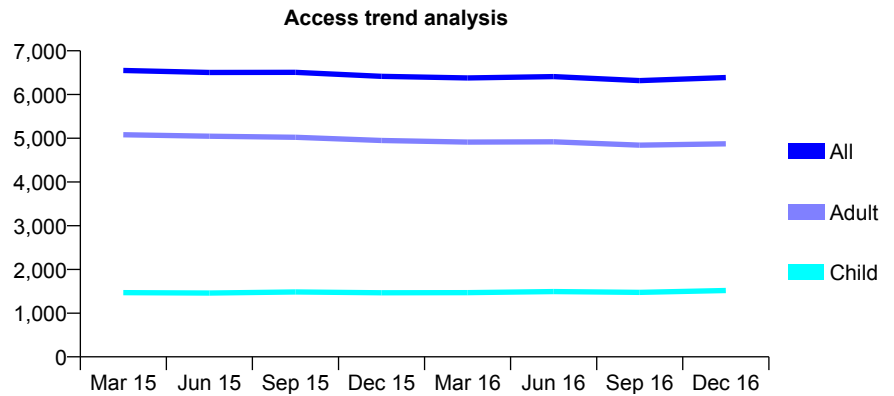
Q68 - Vital Signs At a Glance Contract Report for 101281/0177 - December 2016

Name or company name	OASIS DENTAL CARE LTD
Contract type name	Pilot Contract
Purpose of contract	General
Contract start date	01/03/2008
Contract end date	31/03/2018

16/17 Contracted general activity (UDA)	25,911
Carry forward general activity (UDA)	0
16/17 Contracted orthodontic activity (UOA)	0
Carry forward orthodontic activity (UOA)	0
Baseline contract value	£653,308.24

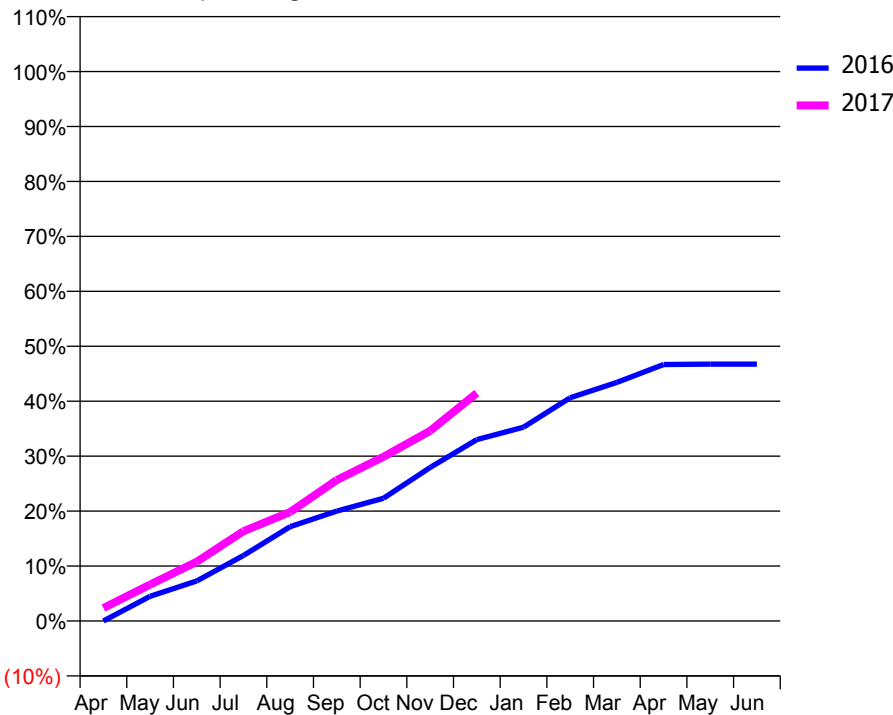
ACCESS*

Patients seen in 24 months	Total	Change since previous quarter
Quarter ending December 2015	6,415	
Quarter ending March 2016	6,379	→
Quarter ending June 2016	6,411	→
Quarter ending September 2016	6,317	↓
Quarter ending December 2016	6,389	→
Variance since December 2015	(0.4%)	→



ACTIVITY

Cumulative percentage of contracted UDA delivered 2016 & 2017



Month	Adjusted Scheduled Activity (UDA)	
	2016	2017
April	0	614
May	1,165	1,719
June	1,890	2,796
July	3,088	4,233
August	4,447	5,139
September	5,185	6,652
October	5,786	7,743
November	7,240	8,968
December	8,552	10,747
January	9,138	
February	10,529	
March	11,252	
April	12,092	
May	12,111	
June	12,113	

QUALITY

	Quantity	Base Number	Contract	AT	Region	England
% of FP17s for the same patient ID Re-attending within 3 months - Children	95	1,740	5.5%	9.9%	11.9%	12.4%
% of FP17s for the same patient ID Re-attending within 3 months - Adults	913	5,304	17.2%	15.8%	16.5%	16.6%
% of FP17s for the same patient ID Re-attending between 3 & 9 months - Children	935	1,740	53.7%	59.0%	60.2%	57.5%
% of FP17s for the same patient ID Re-attending between 3 & 9 months - Adults	2,162	5,304	40.8%	51.0%	52.0%	50.4%
% of FP17s for Band 1 Urgent Courses	799	6,129	13.0%	9.5%	9.5%	9.1%
% of FP17s Relating to Free Repair or Replacements	40	6,129	0.7%	0.6%	0.7%	0.8%
% of FP17s Relating to Continuations	67	6,129	1.1%	1.1%	1.2%	1.3%
% of Patients satisfied with the dentistry they have received	5	5	N/A	92.5%	92.9%	92.7%
% of Patients satisfied with the time they had to wait for an appointment	5	5	N/A	89.3%	88.8%	88.8%

* This is based on patients treated on this contract for their most recent course of treatment. Figures in italics indicate the base number of FP17s or Patient Questionnaire responses are less than 100. N/A is shown where the base number of responses is less than 10 during the period. % is calculated as Quantity/Base number*100

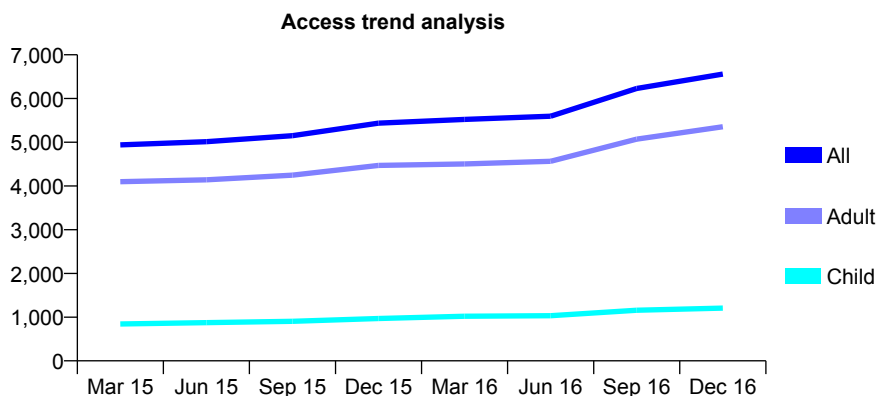
Q68 - Vital Signs At a Glance Contract Report for 101281/0231 - December 2016

Name or company name	OASIS DENTAL CARE LTD
Contract type name	GDS Contract
Purpose of contract	General
Contract start date	01/04/2011
Contract end date	

16/17 Contracted general activity (UDA)	26,836
Carry forward general activity (UDA)	-260
16/17 Contracted orthodontic activity (UOA)	0
Carry forward orthodontic activity (UOA)	0
Baseline contract value	£684,180.46

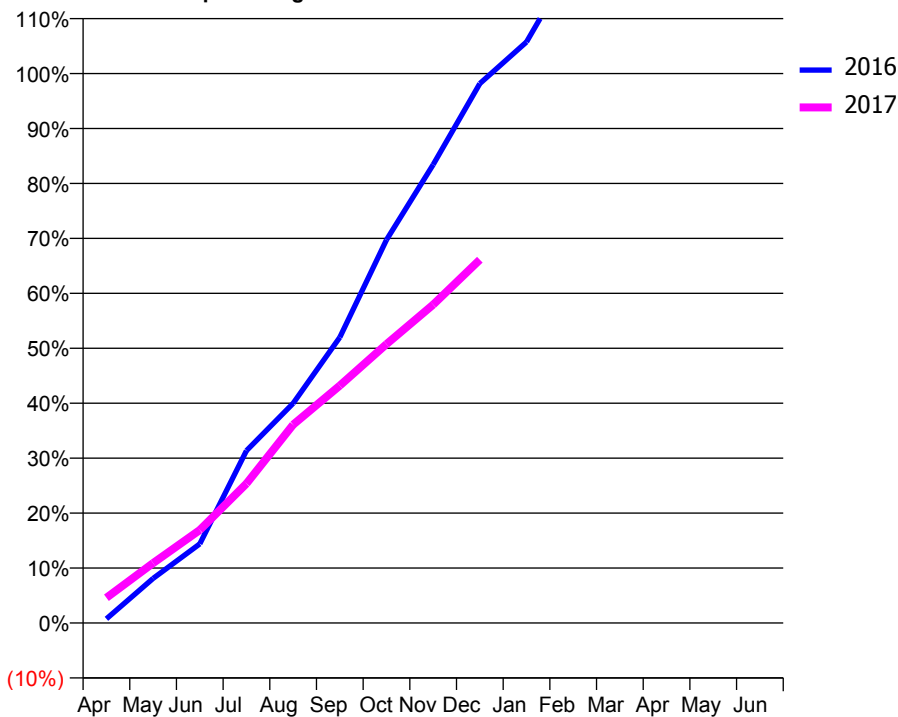
ACCESS*

Patients seen in 24 months	Total	Change since previous quarter
Quarter ending December 2015	5,438	
Quarter ending March 2016	5,522	→
Quarter ending June 2016	5,596	→
Quarter ending September 2016	6,229	↑
Quarter ending December 2016	6,560	↑
Variance since December 2015	20.6%	↑



ACTIVITY

Cumulative percentage of contracted UDA delivered 2016 & 2017



Month	Adjusted Scheduled Activity (UDA)	
	2016	2017
April	100	1,237
May	1,054	2,925
June	1,873	4,543
July	4,078	6,809
August	5,200	9,686
September	6,762	11,598
October	9,067	13,618
November	10,848	15,550
December	12,767	17,742
January	13,751	
February	15,646	
March	17,521	
April	18,455	
May	18,428	
June	18,428	

QUALITY

	Quantity	Base Number	Contract	AT	Region	England
% of FP17s for the same patient ID Re-attending within 3 months - Children	154	1,555	9.9%	9.9%	11.9%	12.4%
% of FP17s for the same patient ID Re-attending within 3 months - Adults	895	6,362	14.1%	15.8%	16.5%	16.6%
% of FP17s for the same patient ID Re-attending between 3 & 9 months - Children	833	1,555	53.6%	59.0%	60.2%	57.5%
% of FP17s for the same patient ID Re-attending between 3 & 9 months - Adults	3,009	6,362	47.3%	51.0%	52.0%	50.4%
% of FP17s for Band 1 Urgent Courses	692	7,508	9.2%	9.5%	9.5%	9.1%
% of FP17s Relating to Free Repair or Replacements	135	7,508	1.8%	0.6%	0.7%	0.8%
% of FP17s Relating to Continuations	131	7,508	1.7%	1.1%	1.2%	1.3%
% of Patients satisfied with the dentistry they have received	6	7	N/A	92.5%	92.9%	92.7%
% of Patients satisfied with the time they had to wait for an appointment	6	7	N/A	89.3%	88.8%	88.8%

* This is based on patients treated on this contract for their most recent course of treatment. Figures in italics indicate the base number of FP17s or Patient Questionnaire responses are less than 100. N/A is shown where the base number of responses is less than 10 during the period. % is calculated as Quantity/Base number*100

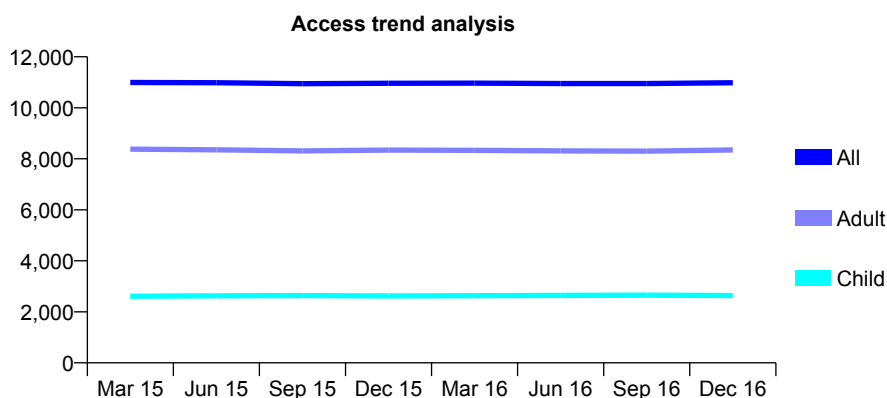
Q68 - Vital Signs At a Glance Contract Report for 101370/0063 - December 2016

Name or company name	Petrie Tucker & Partners Ltd
Contract type name	GDS Contract
Purpose of contract	General
Contract start date	01/04/2006
Contract end date	

16/17 Contracted general activity (UDA)	40,749
Carry forward general activity (UDA)	0
16/17 Contracted orthodontic activity (UOA)	0
Carry forward orthodontic activity (UOA)	0
Baseline contract value	£1,205,850.18

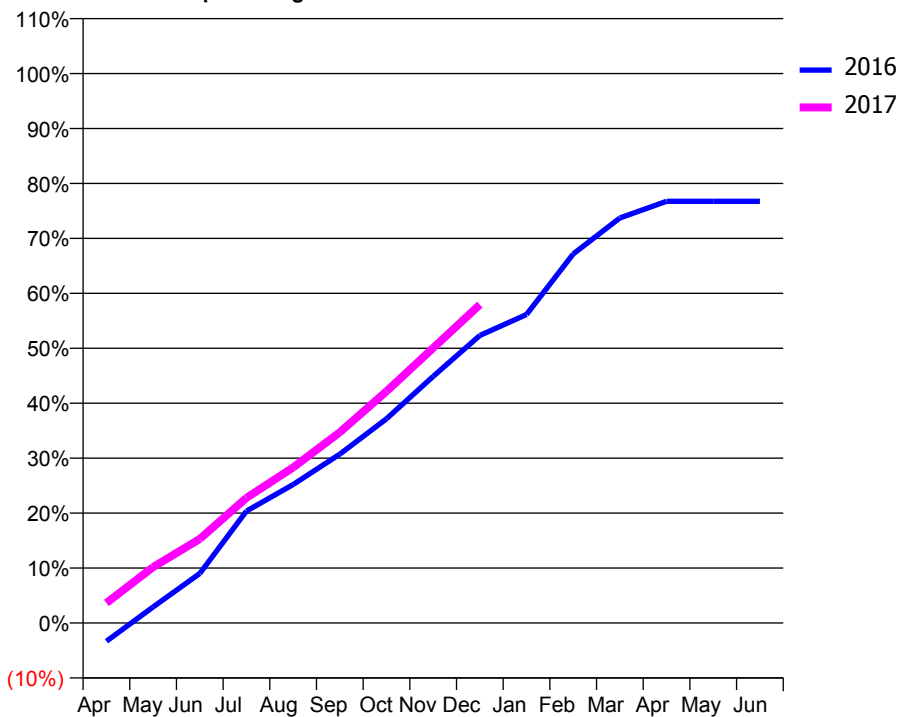
ACCESS*

Patients seen in 24 months	Total	Change since previous quarter
Quarter ending December 2015	10,961	
Quarter ending March 2016	10,965	→
Quarter ending June 2016	10,954	→
Quarter ending September 2016	10,952	→
Quarter ending December 2016	10,984	→
Variance since December 2015	0.2%	→



ACTIVITY

Cumulative percentage of contracted UDA delivered 2016 & 2017



Adjusted Scheduled Activity (UDA)

Month	2016	2017
April	-1,362	1,486
May	1,194	4,144
June	3,669	6,233
July	8,302	9,276
August	10,271	11,531
September	12,523	14,142
October	15,142	17,186
November	18,285	20,394
December	21,322	23,607
January	22,873	
February	27,371	
March	30,036	
April	31,268	
May	31,269	
June	31,270	

QUALITY

	Quantity	Base Number	Contract	AT	Region	England
% of FP17s for the same patient ID Re-attending within 3 months - Children	118	3,024	3.9%	9.9%	11.9%	12.4%
% of FP17s for the same patient ID Re-attending within 3 months - Adults	937	9,047	10.4%	15.8%	16.5%	16.6%
% of FP17s for the same patient ID Re-attending between 3 & 9 months - Children	2,059	3,024	68.1%	59.0%	60.2%	57.5%
% of FP17s for the same patient ID Re-attending between 3 & 9 months - Adults	5,805	9,047	64.2%	51.0%	52.0%	50.4%
% of FP17s for Band 1 Urgent Courses	709	11,524	6.2%	9.5%	9.5%	9.1%
% of FP17s Relating to Free Repair or Replacements	39	11,524	0.3%	0.6%	0.7%	0.8%
% of FP17s Relating to Continuations	110	11,524	1.0%	1.1%	1.2%	1.3%
% of Patients satisfied with the dentistry they have received	6	7	N/A	92.5%	92.9%	92.7%
% of Patients satisfied with the time they had to wait for an appointment	6	7	N/A	89.3%	88.8%	88.8%

* This is based on patients treated on this contract for their most recent course of treatment. Figures in italics indicate the base number of FP17s or Patient Questionnaire responses are less than 100. N/A is shown where the base number of responses is less than 10 during the period. % is calculated as Quantity/Base number*100

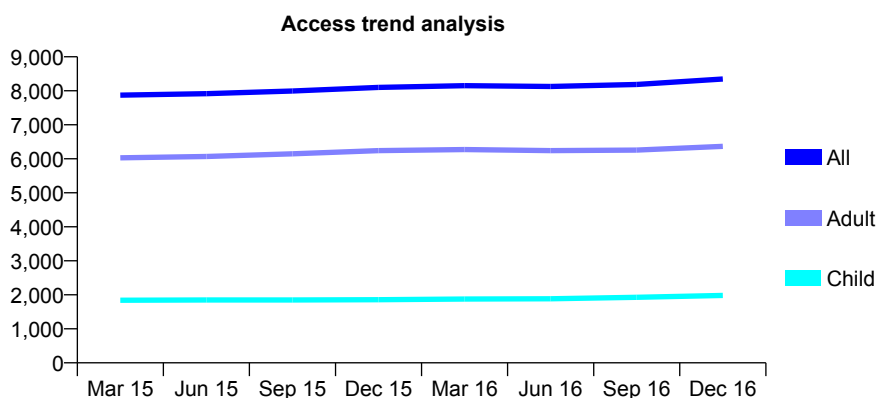
Q68 - Vital Signs At a Glance Contract Report for 101370/0068 - December 2016

Name or company name	Petrie Tucker & Partners Ltd
Contract type name	GDS Contract
Purpose of contract	General
Contract start date	01/04/2006
Contract end date	

16/17 Contracted general activity (UDA)	23,325
Carry forward general activity (UDA)	0
16/17 Contracted orthodontic activity (UOA)	0
Carry forward orthodontic activity (UOA)	0
Baseline contract value	£627,738.51

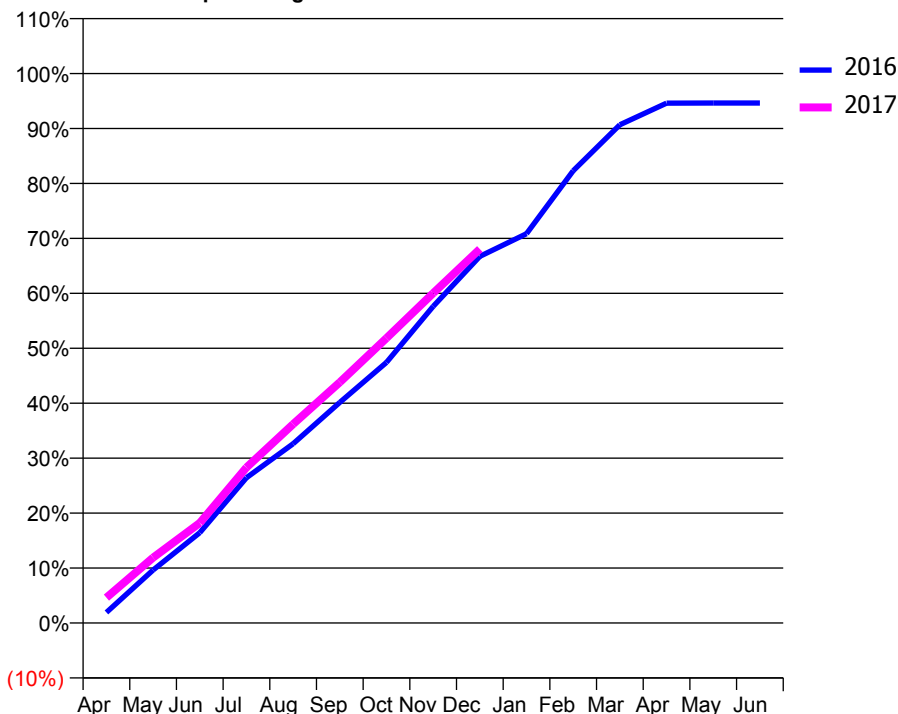
ACCESS*

Patients seen in 24 months	Total	Change since previous quarter
Quarter ending December 2015	8,099	
Quarter ending March 2016	8,150	→
Quarter ending June 2016	8,127	→
Quarter ending September 2016	8,186	→
Quarter ending December 2016	8,348	→
Variance since December 2015	3.1%	↑



ACTIVITY

Cumulative percentage of contracted UDA delivered 2016 & 2017



Month	Adjusted Scheduled Activity (UDA)	
	2016	2017
April	452	1,076
May	2,251	2,778
June	3,837	4,249
July	6,168	6,600
August	7,612	8,442
September	9,366	10,220
October	11,062	12,092
November	13,440	13,999
December	15,560	15,877
January	16,528	
February	19,195	
March	21,148	
April	22,068	
May	22,072	
June	22,073	

QUALITY

	Quantity	Base Number	Contract	AT	Region	England
% of FP17s for the same patient ID Re-attending within 3 months - Children	63	2,076	3.0%	9.9%	11.9%	12.4%
% of FP17s for the same patient ID Re-attending within 3 months - Adults	494	6,033	8.2%	15.8%	16.5%	16.6%
% of FP17s for the same patient ID Re-attending between 3 & 9 months - Children	1,167	2,076	56.2%	59.0%	60.2%	57.5%
% of FP17s for the same patient ID Re-attending between 3 & 9 months - Adults	3,335	6,033	55.3%	51.0%	52.0%	50.4%
% of FP17s for Band 1 Urgent Courses	329	7,668	4.3%	9.5%	9.5%	9.1%
% of FP17s Relating to Free Repair or Replacements	39	7,668	0.5%	0.6%	0.7%	0.8%
% of FP17s Relating to Continuations	39	7,668	0.5%	1.1%	1.2%	1.3%
% of Patients satisfied with the dentistry they have received	15	15	100.0%	92.5%	92.9%	92.7%
% of Patients satisfied with the time they had to wait for an appointment	14	15	93.3%	89.3%	88.8%	88.8%

* This is based on patients treated on this contract for their most recent course of treatment. Figures in italics indicate the base number of FP17s or Patient Questionnaire responses are less than 100. N/A is shown where the base number of responses is less than 10 during the period. % is calculated as Quantity/Base number*100

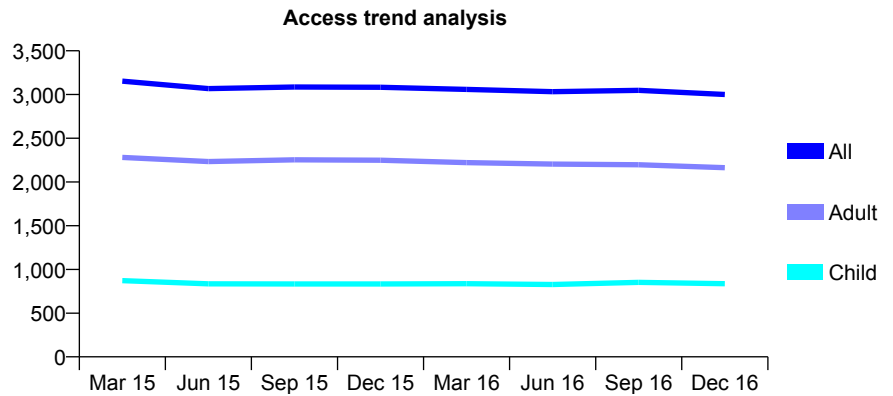
Q68 - Vital Signs At a Glance Contract Report for 101435/0002 - December 2016

Name or company name	IDH Limited
Contract type name	GDS Contract
Purpose of contract	General
Contract start date	01/04/2006
Contract end date	

16/17 Contracted general activity (UDA)	8,401
Carry forward general activity (UDA)	203
16/17 Contracted orthodontic activity (UOA)	0
Carry forward orthodontic activity (UOA)	0
Baseline contract value	£202,805.53

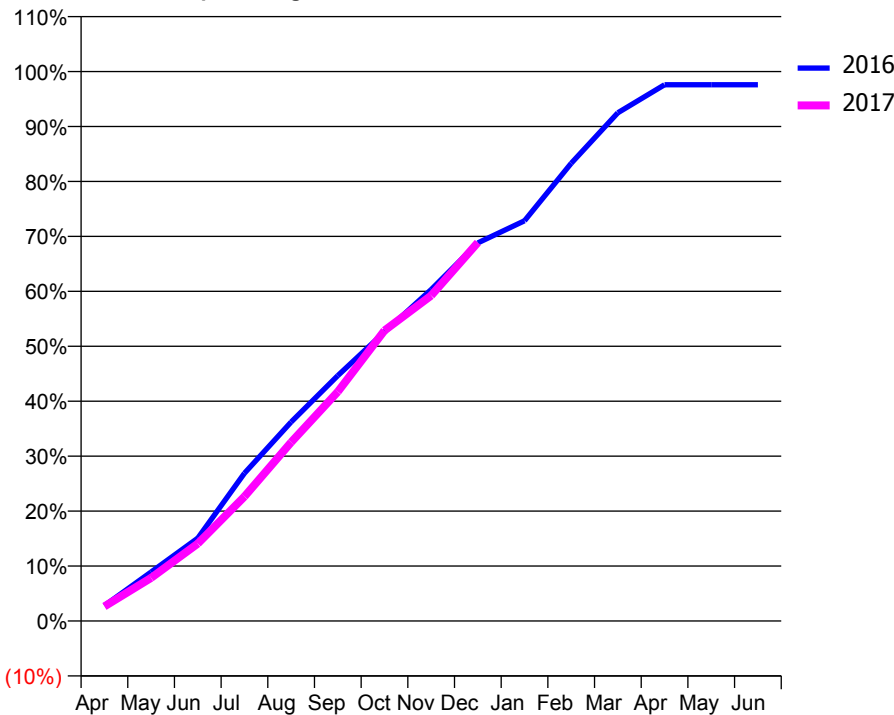
ACCESS*

Patients seen in 24 months	Total	Change since previous quarter
Quarter ending December 2015	3,083	
Quarter ending March 2016	3,058	→
Quarter ending June 2016	3,032	→
Quarter ending September 2016	3,048	→
Quarter ending December 2016	3,001	↓
Variance since December 2015	(2.7%)	↓



ACTIVITY

Cumulative percentage of contracted UDA delivered 2016 & 2017



Month	Adjusted Scheduled Activity (UDA)	
	2016	2017
April	236	223
May	750	660
June	1,266	1,184
July	2,259	1,904
August	3,042	2,733
September	3,752	3,505
October	4,418	4,442
November	5,067	4,975
December	5,782	5,787
January	6,119	
February	6,997	
March	7,771	
April	8,198	
May	8,198	
June	8,198	

QUALITY

	Quantity	Base Number	Contract	AT	Region	England
% of FP17s for the same patient ID Re-attending within 3 months - Children	58	978	5.9%	9.9%	11.9%	12.4%
% of FP17s for the same patient ID Re-attending within 3 months - Adults	224	2,336	9.6%	15.8%	16.5%	16.6%
% of FP17s for the same patient ID Re-attending between 3 & 9 months - Children	656	978	67.1%	59.0%	60.2%	57.5%
% of FP17s for the same patient ID Re-attending between 3 & 9 months - Adults	1,443	2,336	61.8%	51.0%	52.0%	50.4%
% of FP17s for Band 1 Urgent Courses	174	3,100	5.6%	9.5%	9.5%	9.1%
% of FP17s Relating to Free Repair or Replacements	3	3,100	0.1%	0.6%	0.7%	0.8%
% of FP17s Relating to Continuations	25	3,100	0.8%	1.1%	1.2%	1.3%
% of Patients satisfied with the dentistry they have received	1	1	N/A	92.5%	92.9%	92.7%
% of Patients satisfied with the time they had to wait for an appointment	1	1	N/A	89.3%	88.8%	88.8%

* This is based on patients treated on this contract for their most recent course of treatment. Figures in italics indicate the base number of FP17s or Patient Questionnaire responses are less than 100. N/A is shown where the base number of responses is less than 10 during the period. % is calculated as Quantity/Base number*100

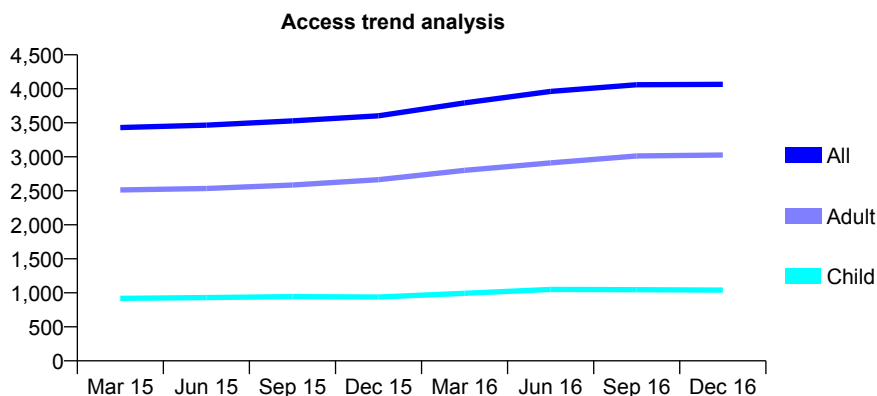
Q68 - Vital Signs At a Glance Contract Report for 101435/0038 - December 2016

Name or company name	IDH Limited
Contract type name	GDS Contract
Purpose of contract	General
Contract start date	01/04/2006
Contract end date	

16/17 Contracted general activity (UDA)	10,828
Carry forward general activity (UDA)	0
16/17 Contracted orthodontic activity (UOA)	0
Carry forward orthodontic activity (UOA)	0
Baseline contract value	£309,424.71

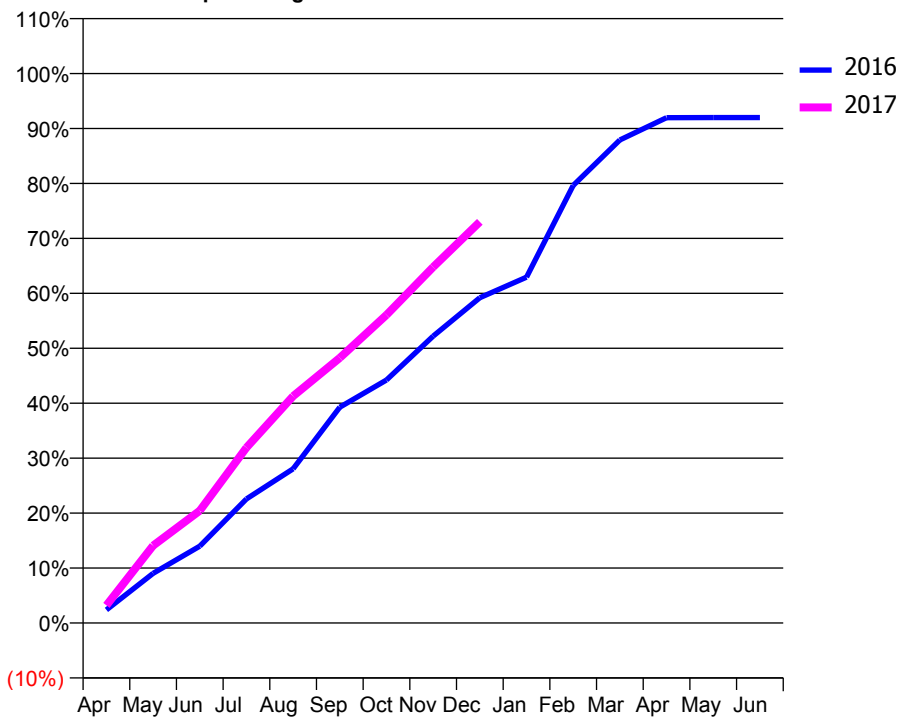
ACCESS*

Patients seen in 24 months	Total	Change since previous quarter
Quarter ending December 2015	3,602	
Quarter ending March 2016	3,794	↑
Quarter ending June 2016	3,961	↑
Quarter ending September 2016	4,059	↑
Quarter ending December 2016	4,066	→
Variance since December 2015	12.9%	↑



ACTIVITY

Cumulative percentage of contracted UDA delivered 2016 & 2017



Month	Adjusted Scheduled Activity (UDA)	
	2016	2017
April	258	348
May	978	1,526
June	1,516	2,214
July	2,446	3,456
August	3,038	4,471
September	4,252	5,224
October	4,790	6,072
November	5,653	7,014
December	6,410	7,905
January	6,815	
February	8,622	
March	9,518	
April	9,958	
May	9,961	
June	9,961	

QUALITY

	Quantity	Base Number	Contract	AT	Region	England
% of FP17s for the same patient ID Re-attending within 3 months - Children	50	918	5.4%	9.9%	11.9%	12.4%
% of FP17s for the same patient ID Re-attending within 3 months - Adults	386	2,617	14.7%	15.8%	16.5%	16.6%
% of FP17s for the same patient ID Re-attending between 3 & 9 months - Children	430	918	46.8%	59.0%	60.2%	57.5%
% of FP17s for the same patient ID Re-attending between 3 & 9 months - Adults	1,168	2,617	44.6%	51.0%	52.0%	50.4%
% of FP17s for Band 1 Urgent Courses	294	3,360	8.8%	9.5%	9.5%	9.1%
% of FP17s Relating to Free Repair or Replacements	34	3,360	1.0%	0.6%	0.7%	0.8%
% of FP17s Relating to Continuations	42	3,360	1.3%	1.1%	1.2%	1.3%
% of Patients satisfied with the dentistry they have received	3	4	N/A	92.5%	92.9%	92.7%
% of Patients satisfied with the time they had to wait for an appointment	4	4	N/A	89.3%	88.8%	88.8%

* This is based on patients treated on this contract for their most recent course of treatment. Figures in italics indicate the base number of FP17s or Patient Questionnaire responses are less than 100. N/A is shown where the base number of responses is less than 10 during the period. % is calculated as Quantity/Base number*100

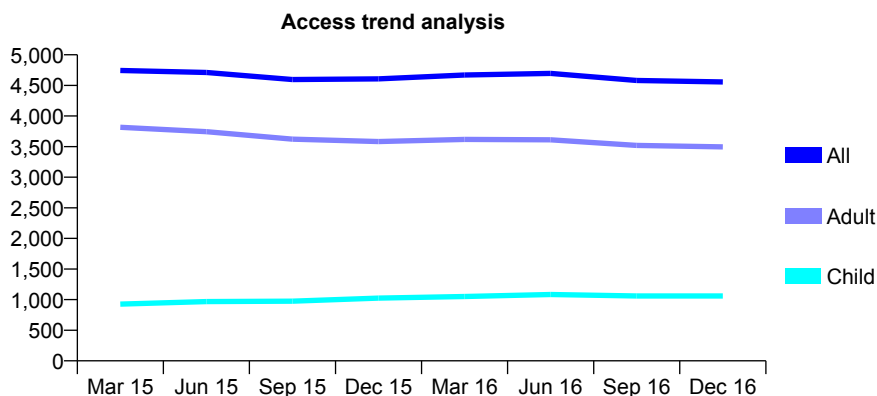
Q68 - Vital Signs At a Glance Contract Report for 101435/0039 - December 2016

Name or company name	IDH Limited
Contract type name	GDS Contract
Purpose of contract	General
Contract start date	01/04/2006
Contract end date	

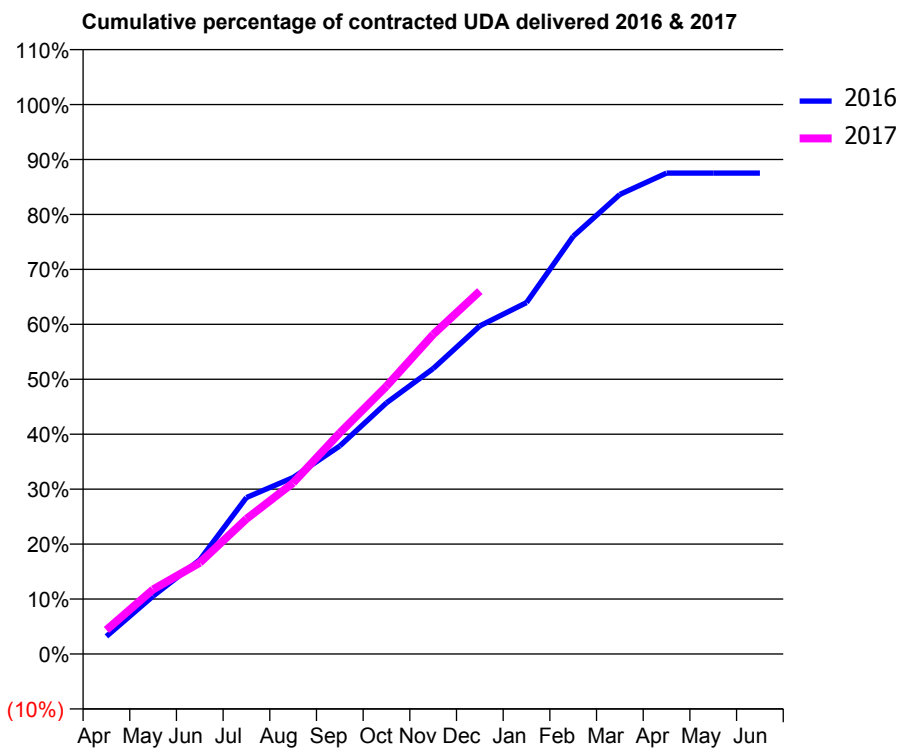
16/17 Contracted general activity (UDA)	15,788
Carry forward general activity (UDA)	0
16/17 Contracted orthodontic activity (UOA)	0
Carry forward orthodontic activity (UOA)	0
Baseline contract value	£445,580.63

ACCESS*

Patients seen in 24 months	Total	Change since previous quarter
Quarter ending December 2015	4,606	
Quarter ending March 2016	4,670	→
Quarter ending June 2016	4,695	→
Quarter ending September 2016	4,580	↓
Quarter ending December 2016	4,556	→
Variance since December 2015	(1.1%)	↓



ACTIVITY



Month	Adjusted Scheduled Activity (UDA)	
	2016	2017
April	509	693
May	1,666	1,855
June	2,706	2,624
July	4,496	3,881
August	5,069	4,918
September	5,978	6,355
October	7,215	7,694
November	8,200	9,181
December	9,426	10,426
January	10,098	
February	12,003	
March	13,204	
April	13,818	
May	13,817	
June	13,817	

QUALITY

	Quantity	Base Number	Contract	AT	Region	England
% of FP17s for the same patient ID Re-attending within 3 months - Children	42	983	4.3%	9.9%	11.9%	12.4%
% of FP17s for the same patient ID Re-attending within 3 months - Adults	243	2,882	8.4%	15.8%	16.5%	16.6%
% of FP17s for the same patient ID Re-attending between 3 & 9 months - Children	420	983	42.7%	59.0%	60.2%	57.5%
% of FP17s for the same patient ID Re-attending between 3 & 9 months - Adults	1,163	2,882	40.4%	51.0%	52.0%	50.4%
% of FP17s for Band 1 Urgent Courses	155	3,690	4.2%	9.5%	9.5%	9.1%
% of FP17s Relating to Free Repair or Replacements	16	3,690	0.4%	0.6%	0.7%	0.8%
% of FP17s Relating to Continuations	82	3,690	2.2%	1.1%	1.2%	1.3%
% of Patients satisfied with the dentistry they have received	7	7	N/A	92.5%	92.9%	92.7%
% of Patients satisfied with the time they had to wait for an appointment	7	7	N/A	89.3%	88.8%	88.8%

* This is based on patients treated on this contract for their most recent course of treatment. Figures in italics indicate the base number of FP17s or Patient Questionnaire responses are less than 100. N/A is shown where the base number of responses is less than 10 during the period. % is calculated as Quantity/Base number*100

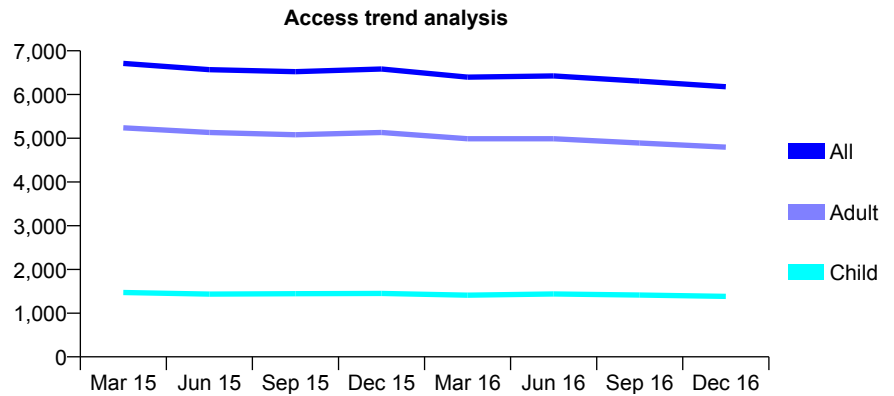
Q68 - Vital Signs At a Glance Contract Report for 101435/0041 - December 2016

Name or company name	IDH Limited
Contract type name	GDS Contract
Purpose of contract	General
Contract start date	01/04/2006
Contract end date	

16/17 Contracted general activity (UDA)	22,081
Carry forward general activity (UDA)	0
16/17 Contracted orthodontic activity (UOA)	0
Carry forward orthodontic activity (UOA)	0
Baseline contract value	£703,864.34

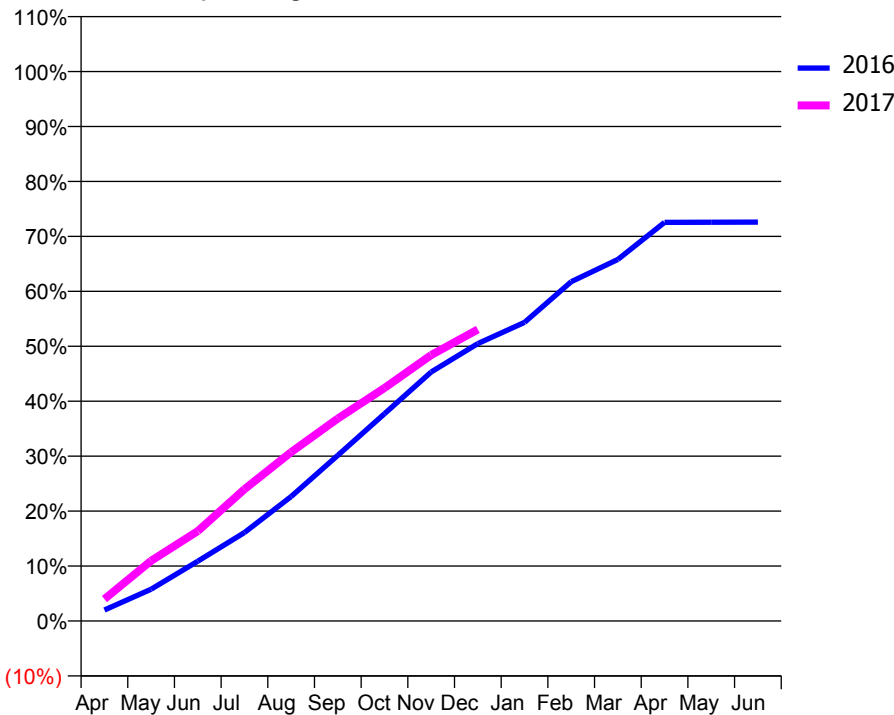
ACCESS*

Patients seen in 24 months	Total	Change since previous quarter
Quarter ending December 2015	6,584	
Quarter ending March 2016	6,399	↓
Quarter ending June 2016	6,424	→
Quarter ending September 2016	6,306	↓
Quarter ending December 2016	6,177	↓
Variance since December 2015	(6.2%)	↓



ACTIVITY

Cumulative percentage of contracted UDA delivered 2016 & 2017



Month	Adjusted Scheduled Activity (UDA)	
	2016	2017
April	441	882
May	1,280	2,418
June	2,404	3,616
July	3,557	5,295
August	5,005	6,785
September	6,657	8,138
October	8,329	9,365
November	10,008	10,688
December	11,146	11,715
January	11,998	
February	13,632	
March	14,530	
April	16,017	
May	16,026	
June	16,028	

QUALITY

	Quantity	Base Number	Contract	AT	Region	England
% of FP17s for the same patient ID Re-attending within 3 months - Children	105	1,336	7.9%	9.9%	11.9%	12.4%
% of FP17s for the same patient ID Re-attending within 3 months - Adults	752	4,221	17.8%	15.8%	16.5%	16.6%
% of FP17s for the same patient ID Re-attending between 3 & 9 months - Children	595	1,336	44.5%	59.0%	60.2%	57.5%
% of FP17s for the same patient ID Re-attending between 3 & 9 months - Adults	1,559	4,221	36.9%	51.0%	52.0%	50.4%
% of FP17s for Band 1 Urgent Courses	956	4,959	19.3%	9.5%	9.5%	9.1%
% of FP17s Relating to Free Repair or Replacements	27	4,959	0.5%	0.6%	0.7%	0.8%
% of FP17s Relating to Continuations	87	4,959	1.8%	1.1%	1.2%	1.3%
% of Patients satisfied with the dentistry they have received	1	2	N/A	92.5%	92.9%	92.7%
% of Patients satisfied with the time they had to wait for an appointment	2	2	N/A	89.3%	88.8%	88.8%

* This is based on patients treated on this contract for their most recent course of treatment. Figures in italics indicate the base number of FP17s or Patient Questionnaire responses are less than 100. N/A is shown where the base number of responses is less than 10 during the period. % is calculated as Quantity/Base number*100

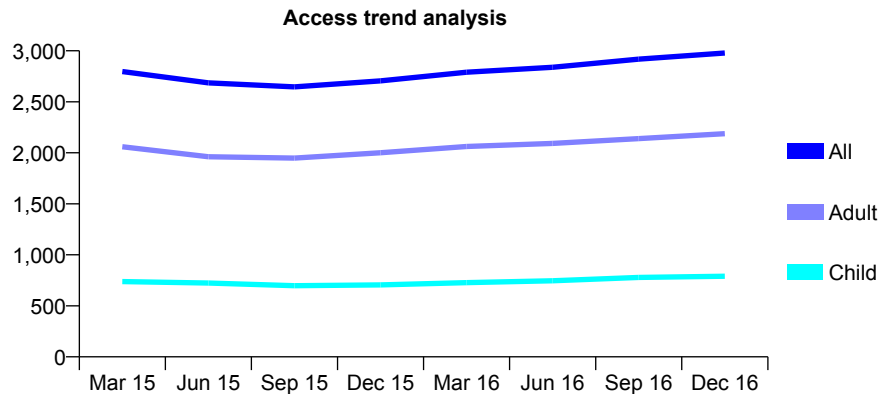
Q68 - Vital Signs At a Glance Contract Report for 101435/0043 - December 2016

Name or company name	IDH Limited
Contract type name	GDS Contract
Purpose of contract	General
Contract start date	01/04/2006
Contract end date	

16/17 Contracted general activity (UDA)	9,058
Carry forward general activity (UDA)	0
16/17 Contracted orthodontic activity (UOA)	0
Carry forward orthodontic activity (UOA)	0
Baseline contract value	£210,187.18

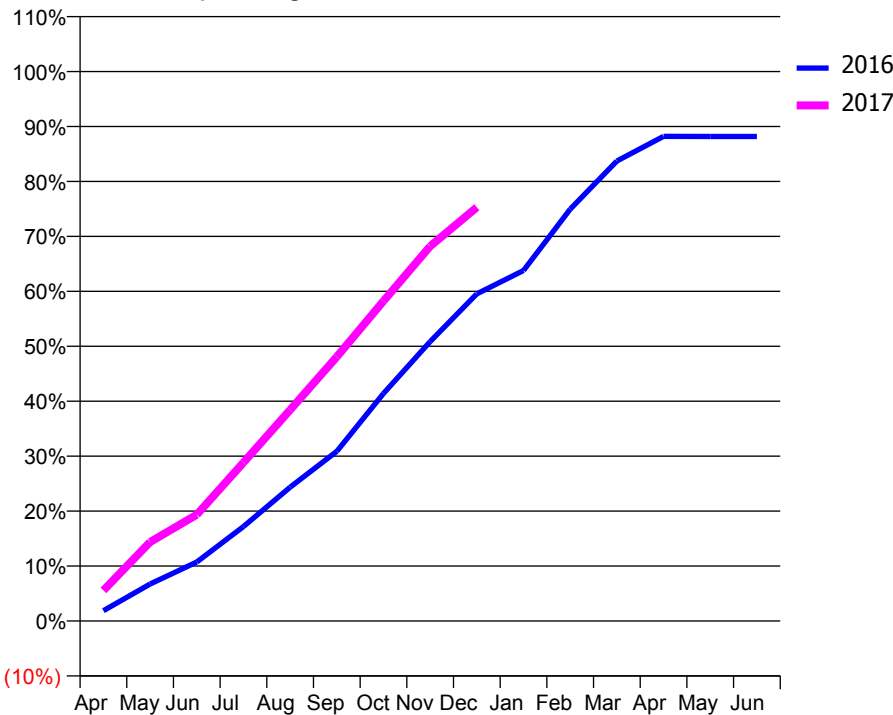
ACCESS*

Patients seen in 24 months	Total	Change since previous quarter
Quarter ending December 2015	2,705	
Quarter ending March 2016	2,790	↑
Quarter ending June 2016	2,838	→
Quarter ending September 2016	2,918	↑
Quarter ending December 2016	2,978	↑
Variance since December 2015	10.1%	↑



ACTIVITY

Cumulative percentage of contracted UDA delivered 2016 & 2017



Month	Adjusted Scheduled Activity (UDA)	
	2016	2017
April	171	505
May	609	1,303
June	973	1,753
July	1,558	2,613
August	2,207	3,481
September	2,798	4,355
October	3,750	5,274
November	4,606	6,177
December	5,393	6,819
January	5,778	
February	6,788	
March	7,582	
April	7,989	
May	7,987	
June	7,987	

QUALITY

	Quantity	Base Number	Contract	AT	Region	England
% of FP17s for the same patient ID Re-attending within 3 months - Children	37	699	5.3%	9.9%	11.9%	12.4%
% of FP17s for the same patient ID Re-attending within 3 months - Adults	261	1,864	14.0%	15.8%	16.5%	16.6%
% of FP17s for the same patient ID Re-attending between 3 & 9 months - Children	318	699	45.5%	59.0%	60.2%	57.5%
% of FP17s for the same patient ID Re-attending between 3 & 9 months - Adults	750	1,864	40.2%	51.0%	52.0%	50.4%
% of FP17s for Band 1 Urgent Courses	181	2,457	7.4%	9.5%	9.5%	9.1%
% of FP17s Relating to Free Repair or Replacements	20	2,457	0.8%	0.6%	0.7%	0.8%
% of FP17s Relating to Continuations	51	2,457	2.1%	1.1%	1.2%	1.3%
% of Patients satisfied with the dentistry they have received	6	6	N/A	92.5%	92.9%	92.7%
% of Patients satisfied with the time they had to wait for an appointment	6	6	N/A	89.3%	88.8%	88.8%

* This is based on patients treated on this contract for their most recent course of treatment. Figures in italics indicate the base number of FP17s or Patient Questionnaire responses are less than 100. N/A is shown where the base number of responses is less than 10 during the period. % is calculated as Quantity/Base number*100

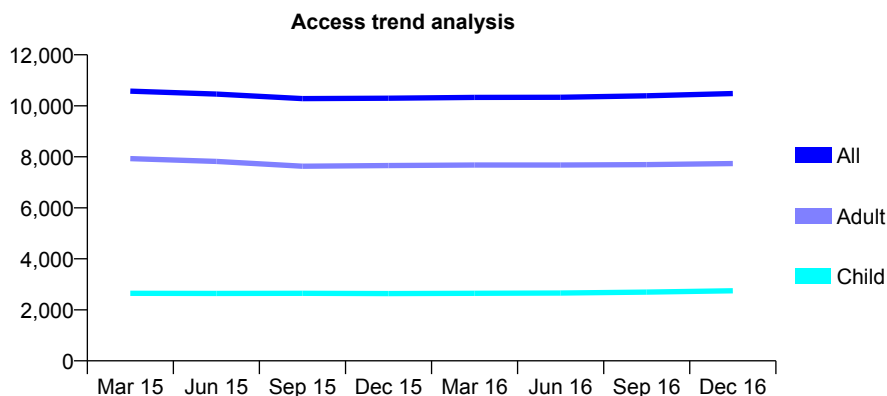
Q68 - Vital Signs At a Glance Contract Report for 101435/0044 - December 2016

Name or company name	IDH Limited
Contract type name	GDS Contract
Purpose of contract	General
Contract start date	15/05/2006
Contract end date	

16/17 Contracted general activity (UDA)	28,158
Carry forward general activity (UDA)	0
16/17 Contracted orthodontic activity (UOA)	0
Carry forward orthodontic activity (UOA)	0
Baseline contract value	£790,543.52

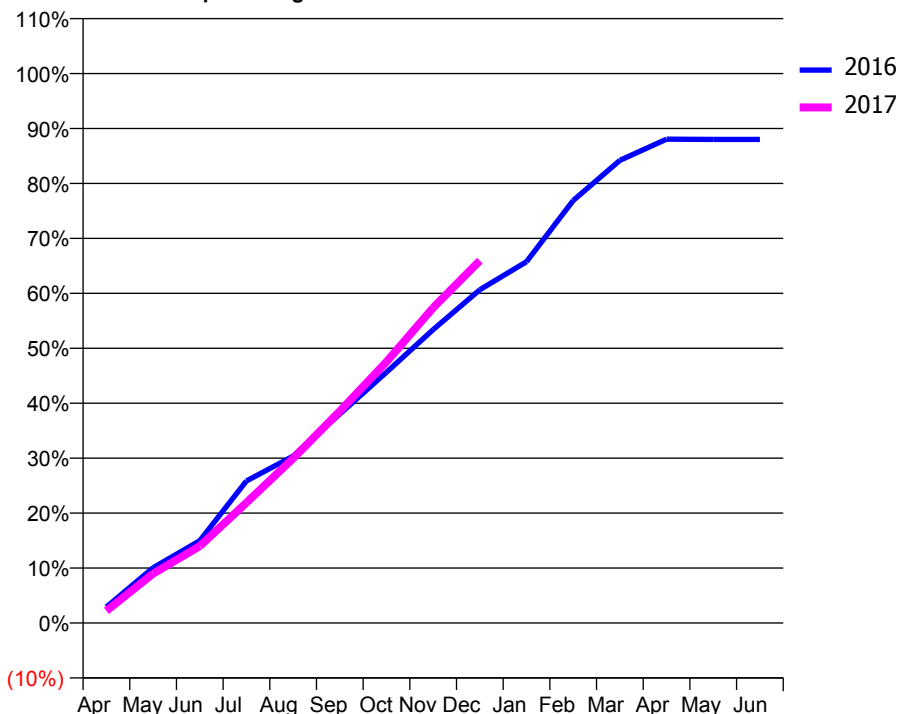
ACCESS*

Patients seen in 24 months	Total	Change since previous quarter
Quarter ending December 2015	10,297	
Quarter ending March 2016	10,327	→
Quarter ending June 2016	10,336	→
Quarter ending September 2016	10,393	→
Quarter ending December 2016	10,483	→
Variance since December 2015	1.8%	→



ACTIVITY

Cumulative percentage of contracted UDA delivered 2016 & 2017



Month	Adjusted Scheduled Activity (UDA)	
	2016	2017
April	826	624
May	2,830	2,530
June	4,218	3,941
July	7,282	6,169
August	8,552	8,437
September	10,713	10,856
October	12,848	13,382
November	15,035	16,159
December	17,077	18,569
January	18,514	
February	21,652	
March	23,710	
April	24,796	
May	24,782	
June	24,777	

QUALITY

	Quantity	Base Number	Contract	AT	Region	England
% of FP17s for the same patient ID Re-attending within 3 months - Children	74	2,723	2.7%	9.9%	11.9%	12.4%
% of FP17s for the same patient ID Re-attending within 3 months - Adults	396	6,743	5.9%	15.8%	16.5%	16.6%
% of FP17s for the same patient ID Re-attending between 3 & 9 months - Children	1,528	2,723	56.1%	59.0%	60.2%	57.5%
% of FP17s for the same patient ID Re-attending between 3 & 9 months - Adults	3,552	6,743	52.7%	51.0%	52.0%	50.4%
% of FP17s for Band 1 Urgent Courses	443	8,996	4.9%	9.5%	9.5%	9.1%
% of FP17s Relating to Free Repair or Replacements	26	8,996	0.3%	0.6%	0.7%	0.8%
% of FP17s Relating to Continuations	26	8,996	0.3%	1.1%	1.2%	1.3%
% of Patients satisfied with the dentistry they have received	11	11	100.0%	92.5%	92.9%	92.7%
% of Patients satisfied with the time they had to wait for an appointment	10	11	90.9%	89.3%	88.8%	88.8%

* This is based on patients treated on this contract for their most recent course of treatment. Figures in italics indicate the base number of FP17s or Patient Questionnaire responses are less than 100. N/A is shown where the base number of responses is less than 10 during the period. % is calculated as Quantity/Base number*100

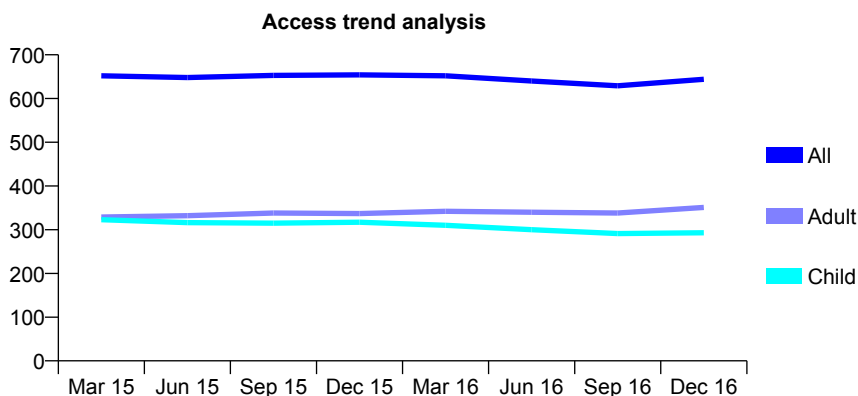
Q68 - Vital Signs At a Glance Contract Report for 102091/0001 - December 2016

Name or company name	Gresham Dental Practice Limited
Contract type name	GDS Contract
Purpose of contract	General
Contract start date	01/10/2011
Contract end date	

16/17 Contracted general activity (UDA)	1,300
Carry forward general activity (UDA)	-26
16/17 Contracted orthodontic activity (UOA)	0
Carry forward orthodontic activity (UOA)	0
Baseline contract value	£28,605.97

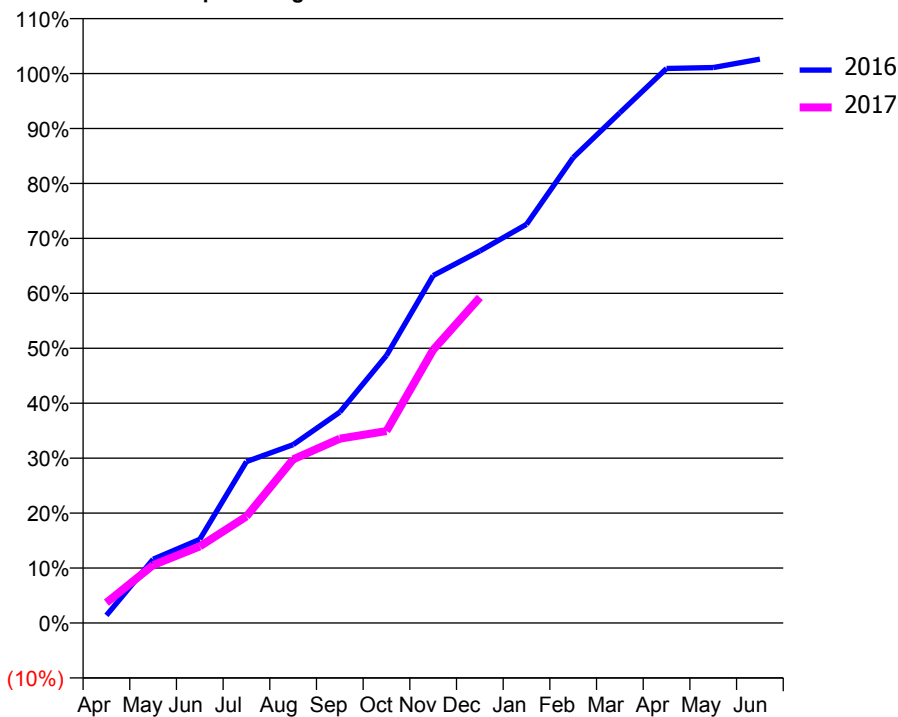
ACCESS*

Patients seen in 24 months	Total	Change since previous quarter
Quarter ending December 2015	654	
Quarter ending March 2016	652	→
Quarter ending June 2016	640	↓
Quarter ending September 2016	629	↓
Quarter ending December 2016	644	↑
Variance since December 2015	(1.5%)	↓



ACTIVITY

Cumulative percentage of contracted UDA delivered 2016 & 2017



Month	Adjusted Scheduled Activity (UDA)	
	2016	2017
April	18	48
May	151	137
June	198	181
July	382	252
August	422	387
September	499	436
October	633	454
November	822	646
December	880	770
January	943	
February	1,101	
March	1,207	
April	1,312	
May	1,314	
June	1,334	

QUALITY

	Quantity	Base Number	Contract	AT	Region	England
% of FP17s for the same patient ID Re-attending within 3 months - Children	6	227	2.6%	9.9%	11.9%	12.4%
% of FP17s for the same patient ID Re-attending within 3 months - Adults	24	261	9.2%	15.8%	16.5%	16.6%
% of FP17s for the same patient ID Re-attending between 3 & 9 months - Children	93	227	41.0%	59.0%	60.2%	57.5%
% of FP17s for the same patient ID Re-attending between 3 & 9 months - Adults	115	261	44.1%	51.0%	52.0%	50.4%
% of FP17s for Band 1 Urgent Courses	1	418	0.2%	9.5%	9.5%	9.1%
% of FP17s Relating to Free Repair or Replacements	0	418	0.0%	0.6%	0.7%	0.8%
% of FP17s Relating to Continuations	0	418	0.0%	1.1%	1.2%	1.3%
% of Patients satisfied with the dentistry they have received	1	1	N/A	92.5%	92.9%	92.7%
% of Patients satisfied with the time they had to wait for an appointment	1	1	N/A	89.3%	88.8%	88.8%

* This is based on patients treated on this contract for their most recent course of treatment. Figures in italics indicate the base number of FP17s or Patient Questionnaire responses are less than 100. N/A is shown where the base number of responses is less than 10 during the period. % is calculated as Quantity/Base number*100

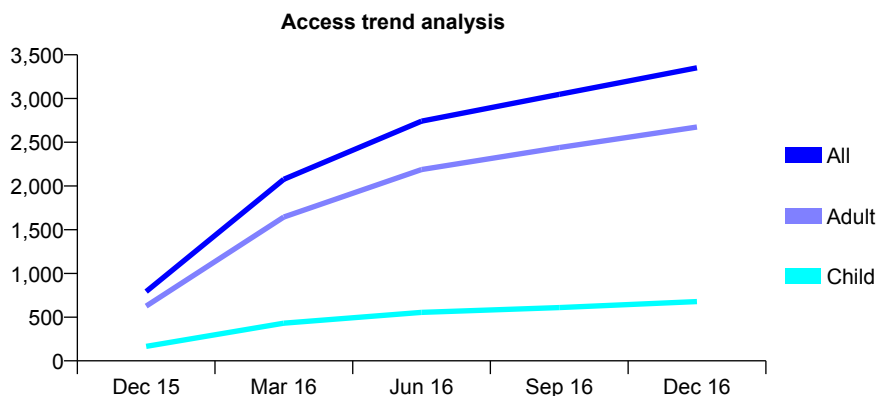
Q68 - Vital Signs At a Glance Contract Report for 102326/0001 - December 2016

Name or company name	Walberton Dental Practice
Contract type name	GDS Contract
Purpose of contract	General
Contract start date	15/10/2015
Contract end date	

16/17 Contracted general activity (UDA)	14,566
Carry forward general activity (UDA)	0
16/17 Contracted orthodontic activity (UOA)	0
Carry forward orthodontic activity (UOA)	0
Baseline contract value	£308,085.91

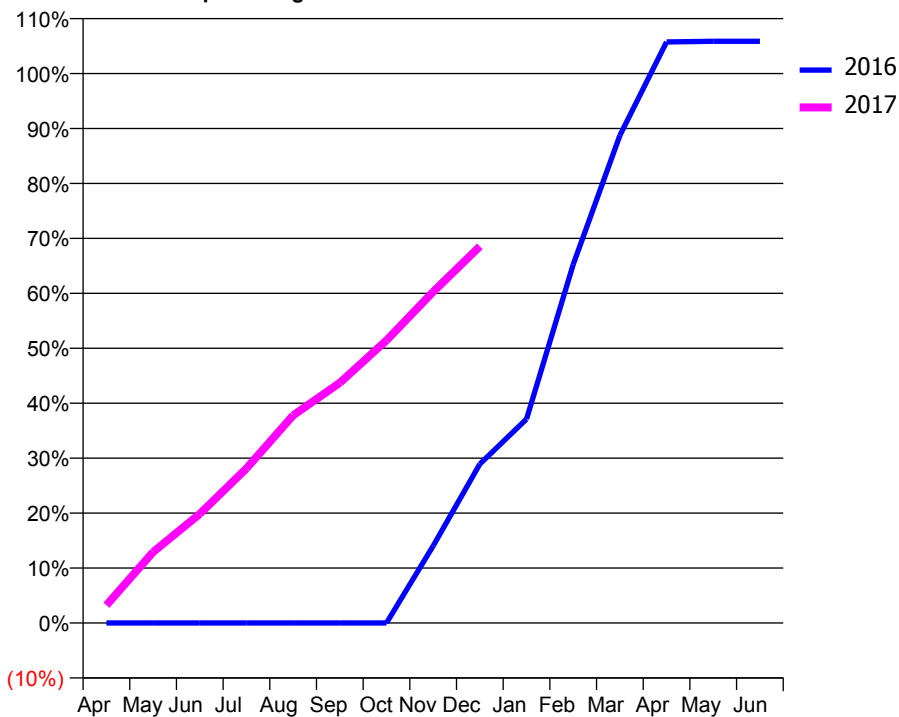
ACCESS*

Patients seen in 24 months	Total	Change since previous quarter
Quarter ending December 2015	792	
Quarter ending March 2016	2,076	↑
Quarter ending June 2016	2,741	↑
Quarter ending September 2016	3,048	↑
Quarter ending December 2016	3,352	↑
Variance since December 2015	323.2%	↑



ACTIVITY

Cumulative percentage of contracted UDA delivered 2016 & 2017



Month	Adjusted Scheduled Activity (UDA)	
	2016	2017
April	0	474
May	0	1,884
June	0	2,893
July	0	4,099
August	0	5,504
September	0	6,367
October	0	7,494
November	941	8,778
December	1,940	9,985
January	2,489	
February	4,375	
March	5,950	
April	7,090	
May	7,098	
June	7,098	

QUALITY

	Quantity	Base Number	Contract	AT	Region	England
% of FP17s for the same patient ID Re-attending within 3 months - Children	80	859	9.3%	9.9%	11.9%	12.4%
% of FP17s for the same patient ID Re-attending within 3 months - Adults	692	3,644	19.0%	15.8%	16.5%	16.6%
% of FP17s for the same patient ID Re-attending between 3 & 9 months - Children	378	859	44.0%	59.0%	60.2%	57.5%
% of FP17s for the same patient ID Re-attending between 3 & 9 months - Adults	1,508	3,644	41.4%	51.0%	52.0%	50.4%
% of FP17s for Band 1 Urgent Courses	501	4,050	12.4%	9.5%	9.5%	9.1%
% of FP17s Relating to Free Repair or Replacements	18	4,050	0.4%	0.6%	0.7%	0.8%
% of FP17s Relating to Continuations	47	4,050	1.2%	1.1%	1.2%	1.3%
% of Patients satisfied with the dentistry they have received	8	8	N/A	92.5%	92.9%	92.7%
% of Patients satisfied with the time they had to wait for an appointment	8	8	N/A	89.3%	88.8%	88.8%

* This is based on patients treated on this contract for their most recent course of treatment. Figures in italics indicate the base number of FP17s or Patient Questionnaire responses are less than 100. N/A is shown where the base number of responses is less than 10 during the period. % is calculated as Quantity/Base number*100

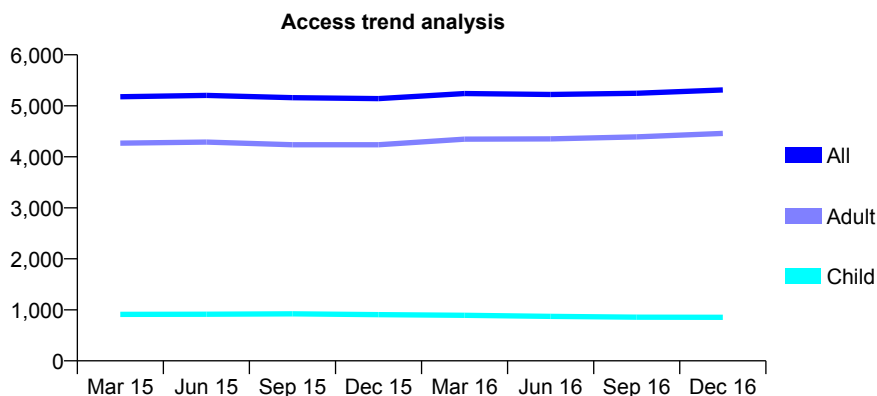
Q68 - Vital Signs At a Glance Contract Report for 102474/0001 - December 2016

Name or company name	Elizabeth Horn
Contract type name	GDS Contract
Purpose of contract	General
Contract start date	01/09/2012
Contract end date	

16/17 Contracted general activity (UDA)	16,133
Carry forward general activity (UDA)	380
16/17 Contracted orthodontic activity (UOA)	0
Carry forward orthodontic activity (UOA)	0
Baseline contract value	£489,352.96

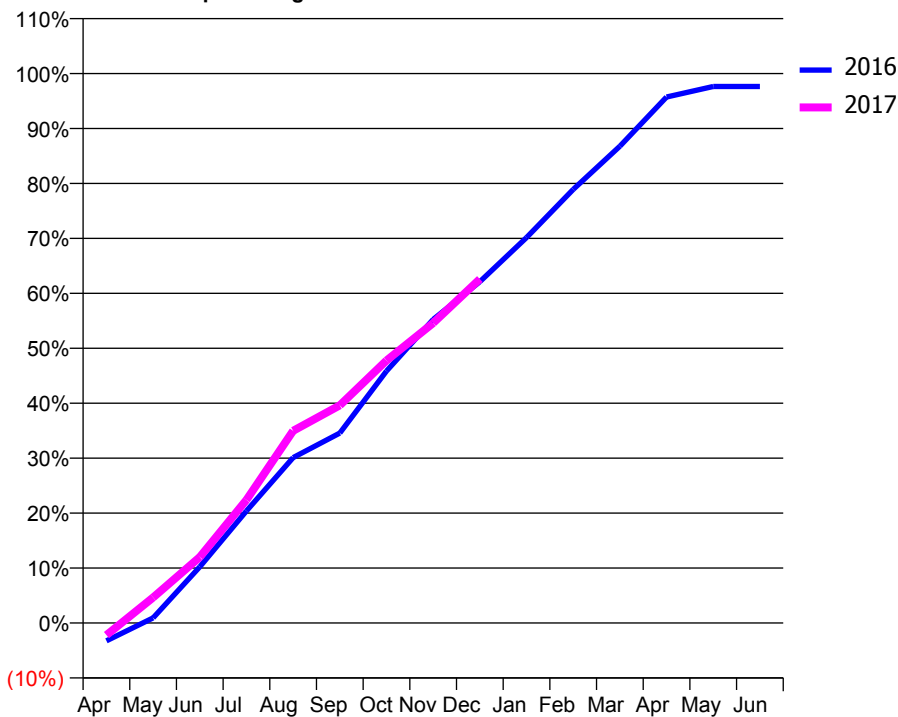
ACCESS*

Patients seen in 24 months	Total	Change since previous quarter
Quarter ending December 2015	5,142	
Quarter ending March 2016	5,240	→
Quarter ending June 2016	5,222	→
Quarter ending September 2016	5,246	→
Quarter ending December 2016	5,312	→
Variance since December 2015	3.3%	↑



ACTIVITY

Cumulative percentage of contracted UDA delivered 2016 & 2017



Month	Adjusted Scheduled Activity (UDA)	
	2016	2017
April	-525	-358
May	150	748
June	1,648	1,935
July	3,290	3,615
August	4,855	5,645
September	5,577	6,391
October	7,397	7,706
November	8,912	8,805
December	10,021	10,098
January	11,316	
February	12,729	
March	13,996	
April	15,442	
May	15,752	
June	15,753	

QUALITY

	Quantity	Base Number	Contract	AT	Region	England
% of FP17s for the same patient ID Re-attending within 3 months - Children	44	747	5.9%	9.9%	11.9%	12.4%
% of FP17s for the same patient ID Re-attending within 3 months - Adults	677	4,219	16.0%	15.8%	16.5%	16.6%
% of FP17s for the same patient ID Re-attending between 3 & 9 months - Children	202	747	27.0%	59.0%	60.2%	57.5%
% of FP17s for the same patient ID Re-attending between 3 & 9 months - Adults	1,863	4,219	44.2%	51.0%	52.0%	50.4%
% of FP17s for Band 1 Urgent Courses	217	4,297	5.1%	9.5%	9.5%	9.1%
% of FP17s Relating to Free Repair or Replacements	49	4,297	1.1%	0.6%	0.7%	0.8%
% of FP17s Relating to Continuations	174	4,297	4.0%	1.1%	1.2%	1.3%
% of Patients satisfied with the dentistry they have received	3	4	N/A	92.5%	92.9%	92.7%
% of Patients satisfied with the time they had to wait for an appointment	4	4	N/A	89.3%	88.8%	88.8%

* This is based on patients treated on this contract for their most recent course of treatment. Figures in italics indicate the base number of FP17s or Patient Questionnaire responses are less than 100. N/A is shown where the base number of responses is less than 10 during the period. % is calculated as Quantity/Base number*100

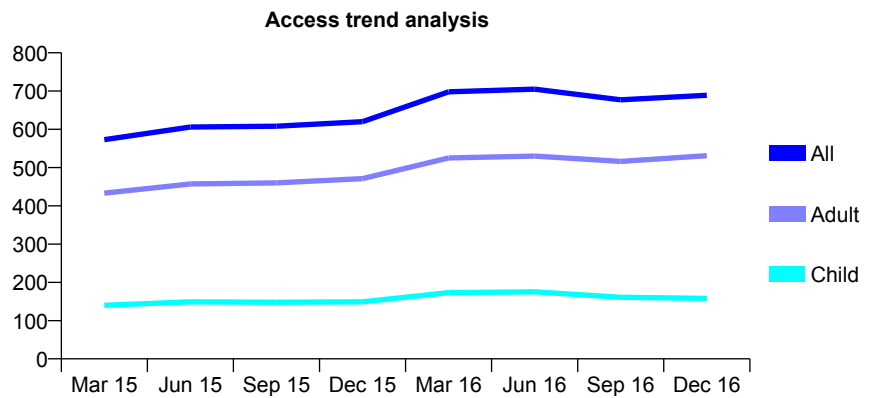
Q68 - Vital Signs At a Glance Contract Report for 102822/0001 - December 2016

Name or company name	Mr A Mankoui and Mr F Nosrati Rad
Contract type name	GDS Contract
Purpose of contract	General
Contract start date	01/02/2014
Contract end date	

16/17 Contracted general activity (UDA)	1,567
Carry forward general activity (UDA)	43
16/17 Contracted orthodontic activity (UOA)	0
Carry forward orthodontic activity (UOA)	0
Baseline contract value	£42,887.20

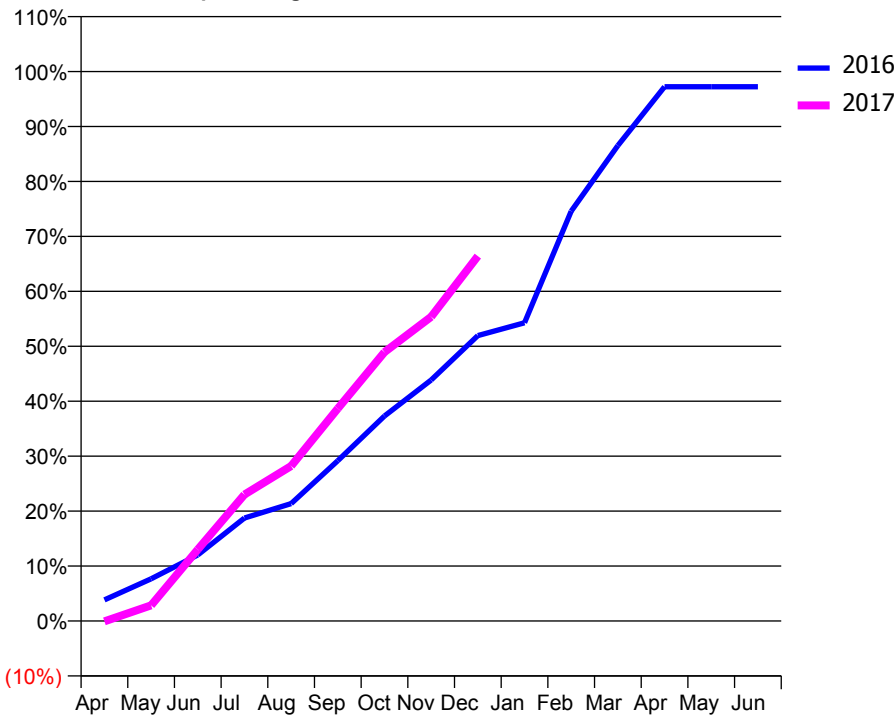
ACCESS*

Patients seen in 24 months	Total	Change since previous quarter
Quarter ending December 2015	620	
Quarter ending March 2016	698	↑
Quarter ending June 2016	705	→
Quarter ending September 2016	677	↓
Quarter ending December 2016	689	→
Variance since December 2015	11.1%	↑



ACTIVITY

Cumulative percentage of contracted UDA delivered 2016 & 2017



Month	Adjusted Scheduled Activity (UDA)	
	2016	2017
April	60	-1
May	120	45
June	189	204
July	294	361
August	335	442
September	457	606
October	585	767
November	687	868
December	814	1,040
January	850	
February	1,169	
March	1,356	
April	1,524	
May	1,524	
June	1,524	

QUALITY

	Quantity	Base Number	Contract	AT	Region	England
% of FP17s for the same patient ID Re-attending within 3 months - Children	5	163	3.1%	9.9%	11.9%	12.4%
% of FP17s for the same patient ID Re-attending within 3 months - Adults	43	481	8.9%	15.8%	16.5%	16.6%
% of FP17s for the same patient ID Re-attending between 3 & 9 months - Children	81	163	49.7%	59.0%	60.2%	57.5%
% of FP17s for the same patient ID Re-attending between 3 & 9 months - Adults	243	481	50.5%	51.0%	52.0%	50.4%
% of FP17s for Band 1 Urgent Courses	51	582	8.8%	9.5%	9.5%	9.1%
% of FP17s Relating to Free Repair or Replacements	0	582	0.0%	0.6%	0.7%	0.8%
% of FP17s Relating to Continuations	0	582	0.0%	1.1%	1.2%	1.3%
% of Patients satisfied with the dentistry they have received	0	1	N/A	92.5%	92.9%	92.7%
% of Patients satisfied with the time they had to wait for an appointment	1	1	N/A	89.3%	88.8%	88.8%

* This is based on patients treated on this contract for their most recent course of treatment. Figures in italics indicate the base number of FP17s or Patient Questionnaire responses are less than 100. N/A is shown where the base number of responses is less than 10 during the period. % is calculated as Quantity/Base number*100

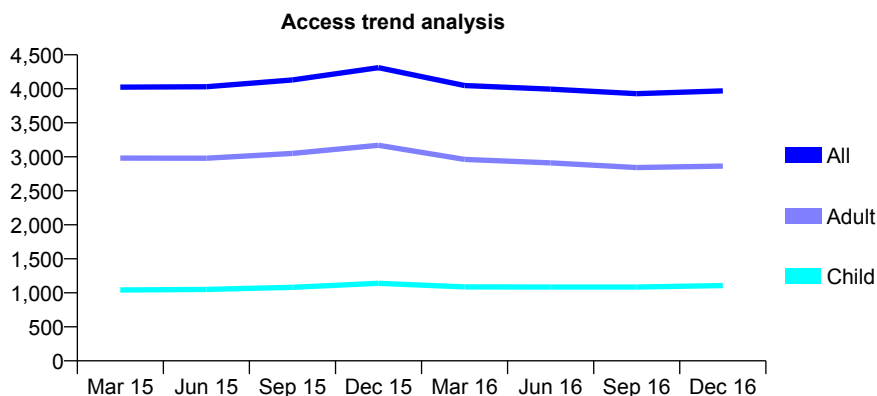
Q68 - Vital Signs At a Glance Contract Report for 103985/0001 - December 2016

Name or company name	Northgate Dental Care Ltd
Contract type name	GDS Contract
Purpose of contract	General
Contract start date	01/11/2007
Contract end date	

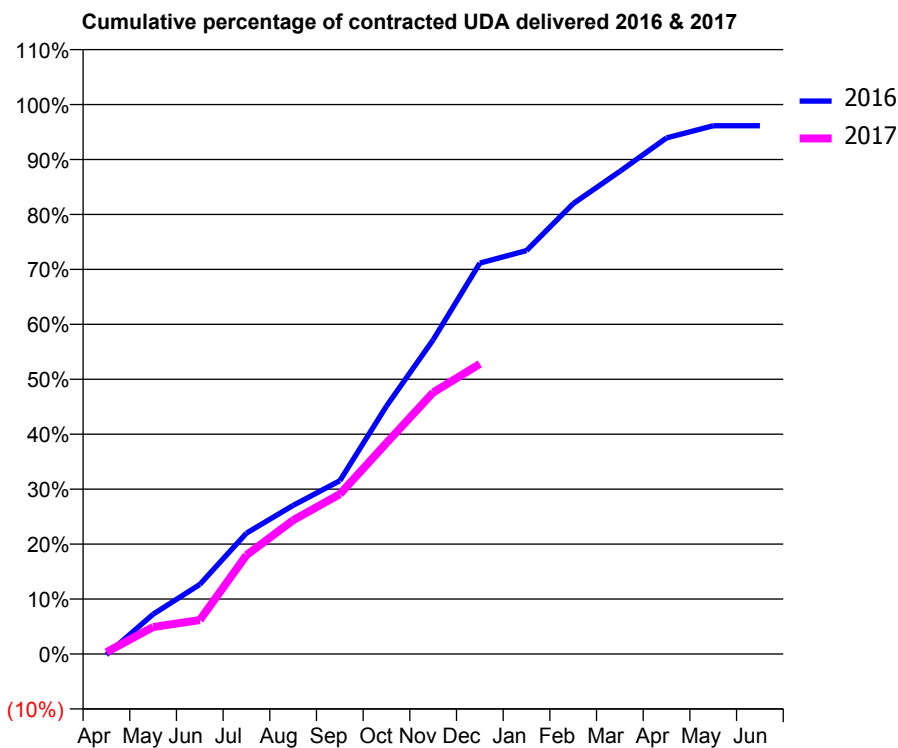
16/17 Contracted general activity (UDA)	11,756
Carry forward general activity (UDA)	455
16/17 Contracted orthodontic activity (UOA)	0
Carry forward orthodontic activity (UOA)	0
Baseline contract value	£303,919.10

ACCESS*

Patients seen in 24 months	Total	Change since previous quarter
Quarter ending December 2015	4,310	
Quarter ending March 2016	4,049	↓
Quarter ending June 2016	3,995	↓
Quarter ending September 2016	3,929	↓
Quarter ending December 2016	3,970	→
Variance since December 2015	(7.9%)	↓



ACTIVITY



Month	Adjusted Scheduled Activity (UDA)	
	2016	2017
April	-18	40
May	852	579
June	1,488	726
July	2,587	2,116
August	3,179	2,863
September	3,707	3,420
October	5,303	4,514
November	6,724	5,597
December	8,363	6,206
January	8,630	
February	9,636	
March	10,325	
April	11,042	
May	11,301	
June	11,301	

QUALITY

	Quantity	Base Number	Contract	AT	Region	England
% of FP17s for the same patient ID Re-attending within 3 months - Children	87	1,010	8.6%	9.9%	11.9%	12.4%
% of FP17s for the same patient ID Re-attending within 3 months - Adults	347	2,337	14.8%	15.8%	16.5%	16.6%
% of FP17s for the same patient ID Re-attending between 3 & 9 months - Children	420	1,010	41.6%	59.0%	60.2%	57.5%
% of FP17s for the same patient ID Re-attending between 3 & 9 months - Adults	805	2,337	34.4%	51.0%	52.0%	50.4%
% of FP17s for Band 1 Urgent Courses	417	2,912	14.3%	9.5%	9.5%	9.1%
% of FP17s Relating to Free Repair or Replacements	14	2,912	0.5%	0.6%	0.7%	0.8%
% of FP17s Relating to Continuations	57	2,912	2.0%	1.1%	1.2%	1.3%
% of Patients satisfied with the dentistry they have received	3	3	N/A	92.5%	92.9%	92.7%
% of Patients satisfied with the time they had to wait for an appointment	2	3	N/A	89.3%	88.8%	88.8%

* This is based on patients treated on this contract for their most recent course of treatment. Figures in italics indicate the base number of FP17s or Patient Questionnaire responses are less than 100. N/A is shown where the base number of responses is less than 10 during the period. % is calculated as Quantity/Base number*100

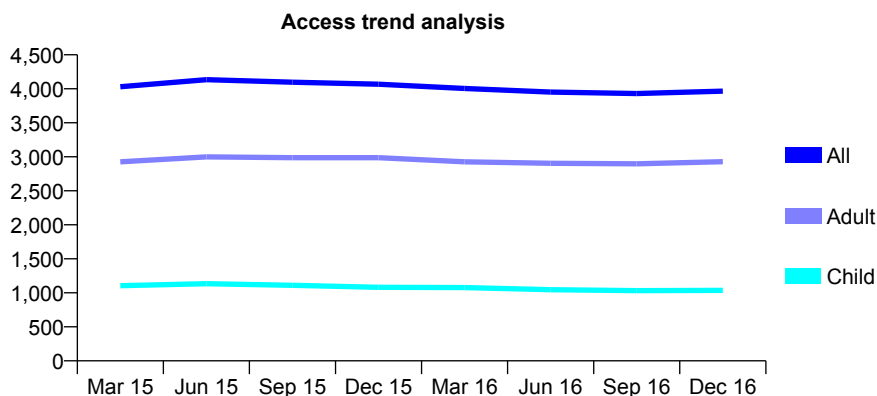
Q68 - Vital Signs At a Glance Contract Report for 104051/0001 - December 2016

Name or company name	Mermaid Dental Care Limited
Contract type name	GDS Contract
Purpose of contract	General
Contract start date	01/11/2010
Contract end date	

16/17 Contracted general activity (UDA)	13,475
Carry forward general activity (UDA)	59
16/17 Contracted orthodontic activity (UOA)	0
Carry forward orthodontic activity (UOA)	0
Baseline contract value	£444,914.88

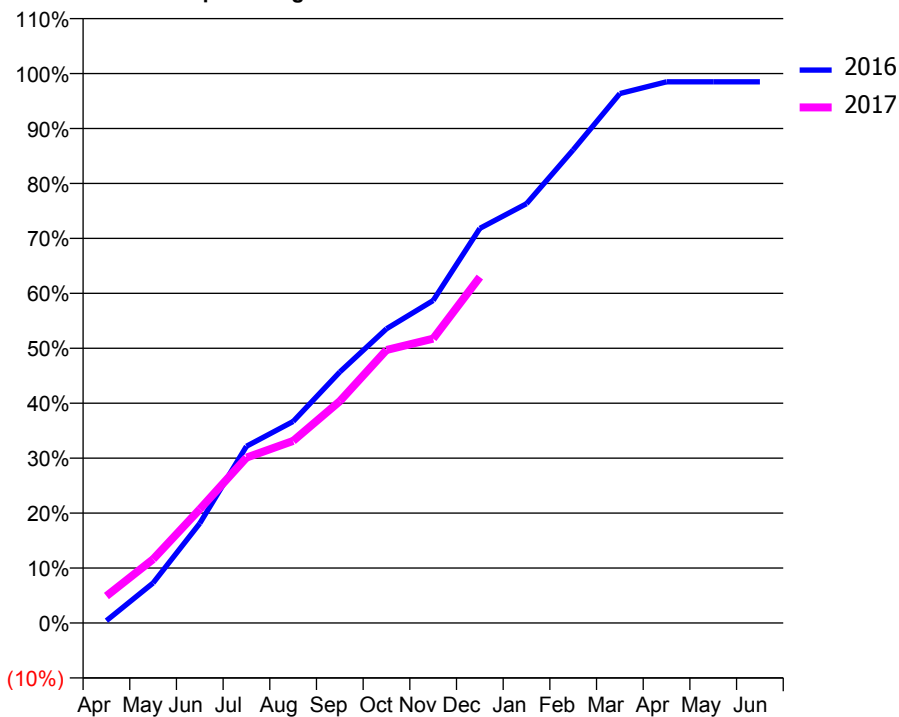
ACCESS*

Patients seen in 24 months	Total	Change since previous quarter
Quarter ending December 2015	4,068	
Quarter ending March 2016	4,004	↓
Quarter ending June 2016	3,951	↓
Quarter ending September 2016	3,930	→
Quarter ending December 2016	3,965	→
Variance since December 2015	(2.5%)	↓



ACTIVITY

Cumulative percentage of contracted UDA delivered 2016 & 2017



Month	Adjusted Scheduled Activity (UDA)	
	2016	2017
April	57	662
May	984	1,564
June	2,446	2,790
July	4,333	4,057
August	4,941	4,465
September	6,154	5,439
October	7,214	6,694
November	7,909	6,973
December	9,678	8,484
January	10,283	
February	11,604	
March	12,984	
April	13,271	
May	13,271	
June	13,271	

QUALITY

	Quantity	Base Number	Contract	AT	Region	England
% of FP17s for the same patient ID Re-attending within 3 months - Children	69	969	7.1%	9.9%	11.9%	12.4%
% of FP17s for the same patient ID Re-attending within 3 months - Adults	405	2,533	16.0%	15.8%	16.5%	16.6%
% of FP17s for the same patient ID Re-attending between 3 & 9 months - Children	445	969	45.9%	59.0%	60.2%	57.5%
% of FP17s for the same patient ID Re-attending between 3 & 9 months - Adults	878	2,533	34.7%	51.0%	52.0%	50.4%
% of FP17s for Band 1 Urgent Courses	311	3,368	9.2%	9.5%	9.5%	9.1%
% of FP17s Relating to Free Repair or Replacements	31	3,368	0.9%	0.6%	0.7%	0.8%
% of FP17s Relating to Continuations	93	3,368	2.8%	1.1%	1.2%	1.3%
% of Patients satisfied with the dentistry they have received	4	4	N/A	92.5%	92.9%	92.7%
% of Patients satisfied with the time they had to wait for an appointment	4	4	N/A	89.3%	88.8%	88.8%

* This is based on patients treated on this contract for their most recent course of treatment. Figures in italics indicate the base number of FP17s or Patient Questionnaire responses are less than 100. N/A is shown where the base number of responses is less than 10 during the period. % is calculated as Quantity/Base number*100

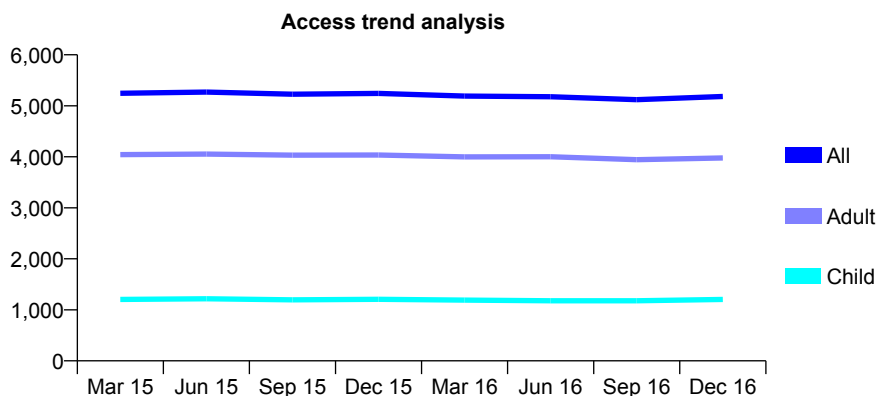
Q68 - Vital Signs At a Glance Contract Report for 104051/0002 - December 2016

Name or company name	Mermaid Dental Care Limited
Contract type name	GDS Contract
Purpose of contract	General
Contract start date	01/11/2010
Contract end date	

16/17 Contracted general activity (UDA)	17,855
Carry forward general activity (UDA)	58
16/17 Contracted orthodontic activity (UOA)	0
Carry forward orthodontic activity (UOA)	0
Baseline contract value	£477,065.54

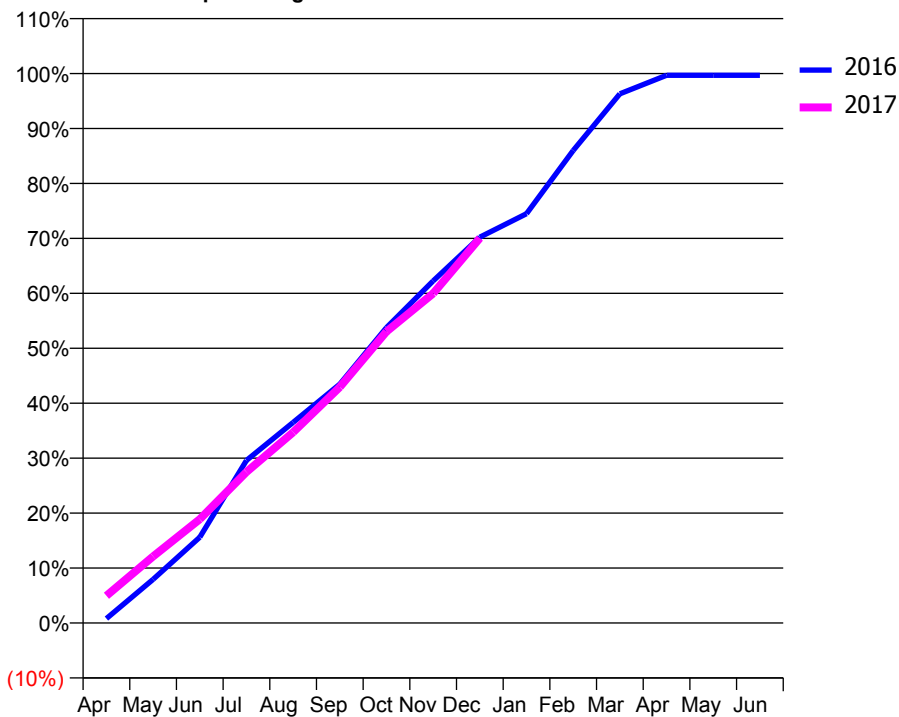
ACCESS*

Patients seen in 24 months	Total	Change since previous quarter
Quarter ending December 2015	5,242	
Quarter ending March 2016	5,190	→
Quarter ending June 2016	5,179	→
Quarter ending September 2016	5,121	↓
Quarter ending December 2016	5,182	→
Variance since December 2015	(1.1%)	↓



ACTIVITY

Cumulative percentage of contracted UDA delivered 2016 & 2017



Month	Adjusted Scheduled Activity (UDA)	
	2016	2017
April	147	885
May	1,418	2,166
June	2,786	3,373
July	5,282	4,905
August	6,519	6,197
September	7,764	7,666
October	9,600	9,470
November	11,116	10,708
December	12,537	12,509
January	13,300	
February	15,352	
March	17,196	
April	17,797	
May	17,797	
June	17,797	

QUALITY

	Quantity	Base Number	Contract	AT	Region	England
% of FP17s for the same patient ID Re-attending within 3 months - Children	64	1,257	5.1%	9.9%	11.9%	12.4%
% of FP17s for the same patient ID Re-attending within 3 months - Adults	404	3,504	11.5%	15.8%	16.5%	16.6%
% of FP17s for the same patient ID Re-attending between 3 & 9 months - Children	682	1,257	54.3%	59.0%	60.2%	57.5%
% of FP17s for the same patient ID Re-attending between 3 & 9 months - Adults	1,298	3,504	37.0%	51.0%	52.0%	50.4%
% of FP17s for Band 1 Urgent Courses	334	4,566	7.3%	9.5%	9.5%	9.1%
% of FP17s Relating to Free Repair or Replacements	23	4,566	0.5%	0.6%	0.7%	0.8%
% of FP17s Relating to Continuations	97	4,566	2.1%	1.1%	1.2%	1.3%
% of Patients satisfied with the dentistry they have received	8	8	N/A	92.5%	92.9%	92.7%
% of Patients satisfied with the time they had to wait for an appointment	7	8	N/A	89.3%	88.8%	88.8%

* This is based on patients treated on this contract for their most recent course of treatment. Figures in italics indicate the base number of FP17s or Patient Questionnaire responses are less than 100. N/A is shown where the base number of responses is less than 10 during the period. % is calculated as Quantity/Base number*100

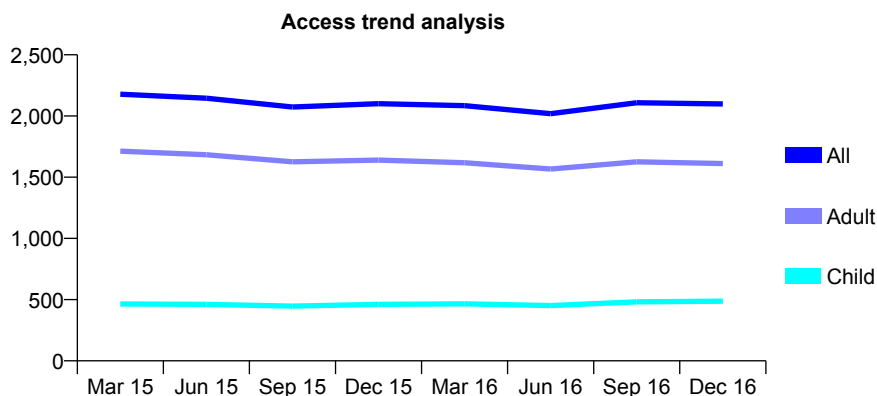
Q68 - Vital Signs At a Glance Contract Report for 104833/0001 - December 2016

Name or company name	J F Royle and R N Chadha
Contract type name	GDS Contract
Purpose of contract	General
Contract start date	07/12/2009
Contract end date	

16/17 Contracted general activity (UDA)	5,400
Carry forward general activity (UDA)	0
16/17 Contracted orthodontic activity (UOA)	0
Carry forward orthodontic activity (UOA)	0
Baseline contract value	£135,573.85

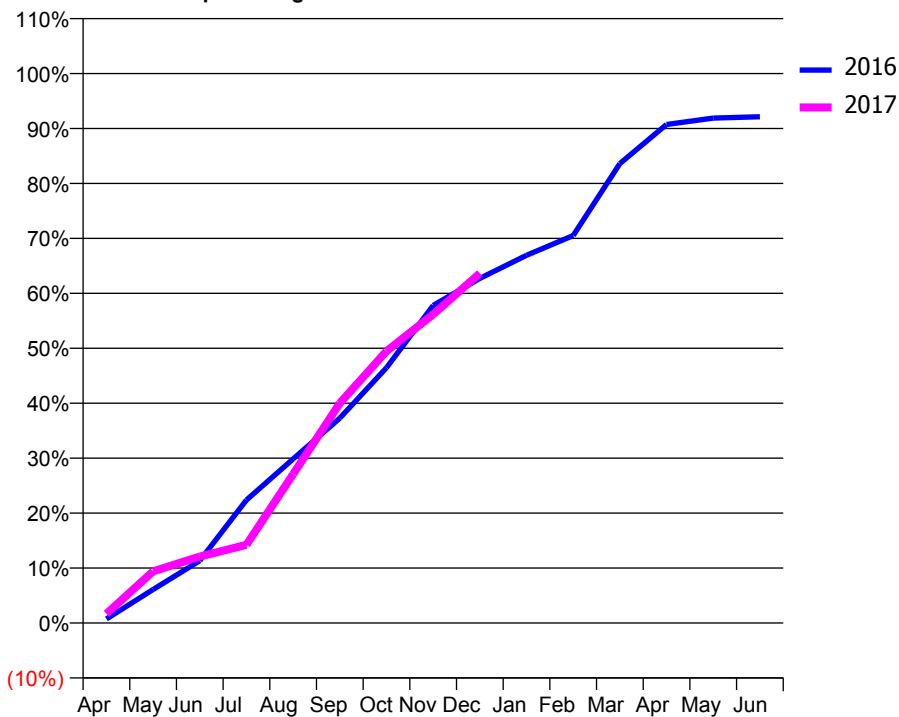
ACCESS*

Patients seen in 24 months	Total	Change since previous quarter
Quarter ending December 2015	2,101	
Quarter ending March 2016	2,084	→
Quarter ending June 2016	2,019	↓
Quarter ending September 2016	2,108	↑
Quarter ending December 2016	2,099	→
Variance since December 2015	(0.1%)	→



ACTIVITY

Cumulative percentage of contracted UDA delivered 2016 & 2017



Month	Adjusted Scheduled Activity (UDA)	
	2016	2017
April	40	91
May	329	508
June	613	653
July	1,209	769
August	1,612	1,463
September	2,013	2,160
October	2,509	2,672
November	3,121	3,033
December	3,386	3,437
January	3,613	
February	3,808	
March	4,514	
April	4,899	
May	4,961	
June	4,974	

QUALITY

	Quantity	Base Number	Contract	AT	Region	England
% of FP17s for the same patient ID Re-attending within 3 months - Children	38	451	8.4%	9.9%	11.9%	12.4%
% of FP17s for the same patient ID Re-attending within 3 months - Adults	197	1,315	15.0%	15.8%	16.5%	16.6%
% of FP17s for the same patient ID Re-attending between 3 & 9 months - Children	168	451	37.3%	59.0%	60.2%	57.5%
% of FP17s for the same patient ID Re-attending between 3 & 9 months - Adults	416	1,315	31.6%	51.0%	52.0%	50.4%
% of FP17s for Band 1 Urgent Courses	254	1,590	16.0%	9.5%	9.5%	9.1%
% of FP17s Relating to Free Repair or Replacements	11	1,590	0.7%	0.6%	0.7%	0.8%
% of FP17s Relating to Continuations	2	1,590	0.1%	1.1%	1.2%	1.3%
% of Patients satisfied with the dentistry they have received	4	4	N/A	92.5%	92.9%	92.7%
% of Patients satisfied with the time they had to wait for an appointment	4	4	N/A	89.3%	88.8%	88.8%

* This is based on patients treated on this contract for their most recent course of treatment. Figures in italics indicate the base number of FP17s or Patient Questionnaire responses are less than 100. N/A is shown where the base number of responses is less than 10 during the period. % is calculated as Quantity/Base number*100

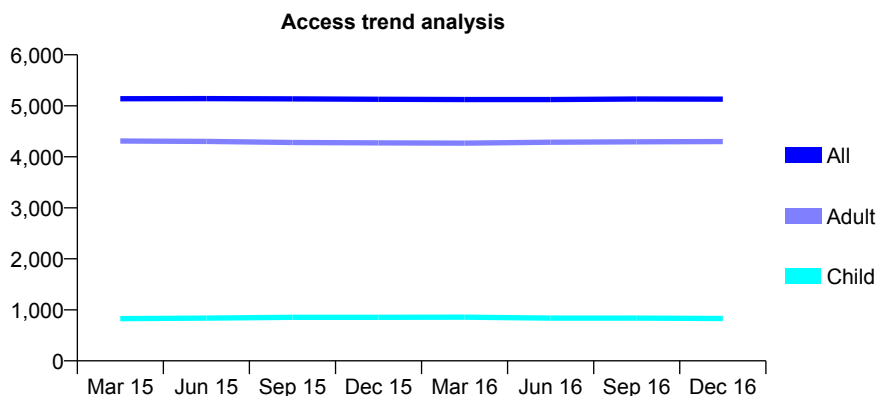
Q68 - Vital Signs At a Glance Contract Report for 104922/0001 - December 2016

Name or company name	Queens Crescent Dental Practice Ltd
Contract type name	GDS Contract
Purpose of contract	General
Contract start date	01/02/2007
Contract end date	

16/17 Contracted general activity (UDA)	15,639
Carry forward general activity (UDA)	1
16/17 Contracted orthodontic activity (UOA)	0
Carry forward orthodontic activity (UOA)	0
Baseline contract value	£425,355.04

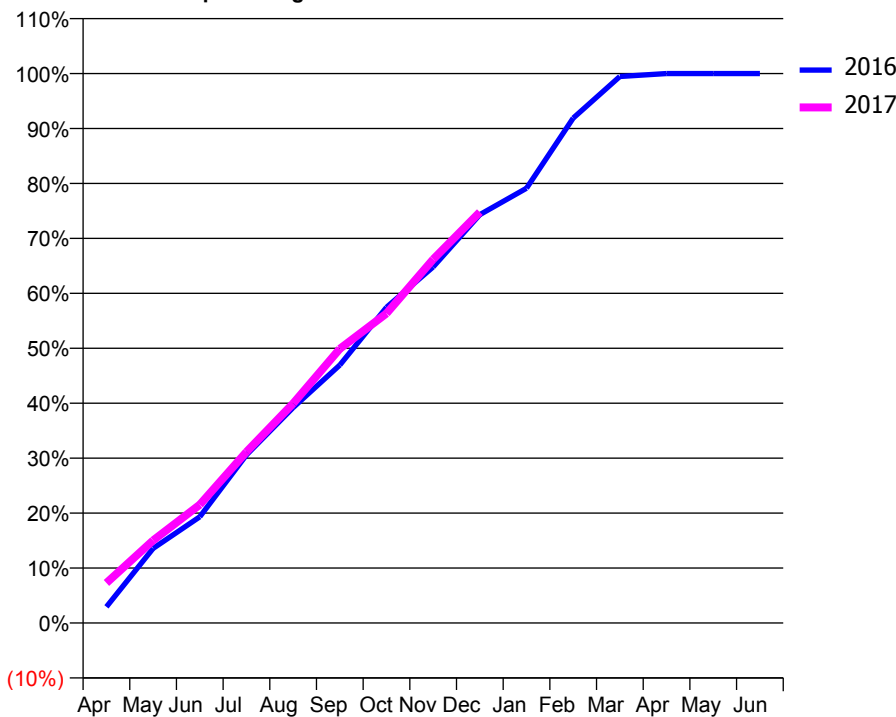
ACCESS*

Patients seen in 24 months	Total	Change since previous quarter
Quarter ending December 2015	5,127	
Quarter ending March 2016	5,124	→
Quarter ending June 2016	5,123	→
Quarter ending September 2016	5,133	→
Quarter ending December 2016	5,130	→
Variance since December 2015	0.1%	→



ACTIVITY

Cumulative percentage of contracted UDA delivered 2016 & 2017



Month	Adjusted Scheduled Activity (UDA)	
	2016	2017
April	463	1,141
May	2,124	2,349
June	3,023	3,368
July	4,785	4,871
August	6,132	6,247
September	7,341	7,804
October	8,984	8,810
November	10,136	10,351
December	11,622	11,696
January	12,374	
February	14,369	
March	15,554	
April	15,638	
May	15,638	
June	15,638	

QUALITY

	Quantity	Base Number	Contract	AT	Region	England
% of FP17s for the same patient ID Re-attending within 3 months - Children	40	915	4.4%	9.9%	11.9%	12.4%
% of FP17s for the same patient ID Re-attending within 3 months - Adults	693	5,031	13.8%	15.8%	16.5%	16.6%
% of FP17s for the same patient ID Re-attending between 3 & 9 months - Children	537	915	58.7%	59.0%	60.2%	57.5%
% of FP17s for the same patient ID Re-attending between 3 & 9 months - Adults	2,935	5,031	58.3%	51.0%	52.0%	50.4%
% of FP17s for Band 1 Urgent Courses	410	5,896	7.0%	9.5%	9.5%	9.1%
% of FP17s Relating to Free Repair or Replacements	33	5,896	0.6%	0.6%	0.7%	0.8%
% of FP17s Relating to Continuations	70	5,896	1.2%	1.1%	1.2%	1.3%
% of Patients satisfied with the dentistry they have received	8	10	80.0%	92.5%	92.9%	92.7%
% of Patients satisfied with the time they had to wait for an appointment	8	10	80.0%	89.3%	88.8%	88.8%

* This is based on patients treated on this contract for their most recent course of treatment. Figures in italics indicate the base number of FP17s or Patient Questionnaire responses are less than 100. N/A is shown where the base number of responses is less than 10 during the period. % is calculated as Quantity/Base number*100

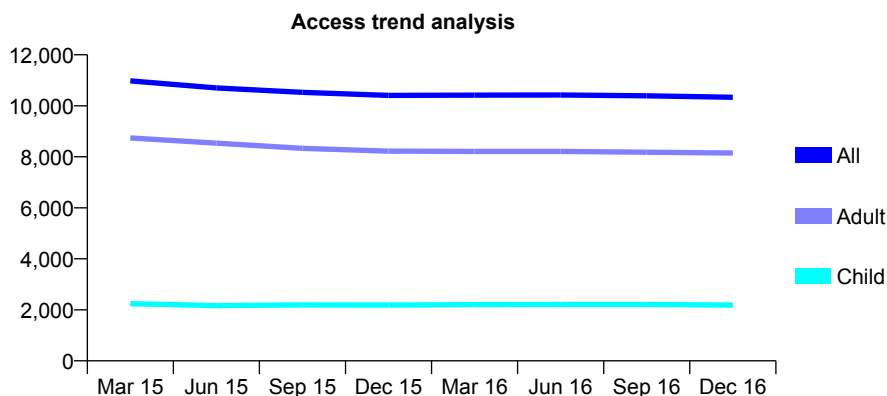
Q68 - Vital Signs At a Glance Contract Report for 105414/0002 - December 2016

Name or company name	First Choice Dental Limited
Contract type name	GDS Contract
Purpose of contract	General
Contract start date	01/04/2006
Contract end date	

16/17 Contracted general activity (UDA)	38,100
Carry forward general activity (UDA)	0
16/17 Contracted orthodontic activity (UOA)	0
Carry forward orthodontic activity (UOA)	0
Baseline contract value	£948,811.87

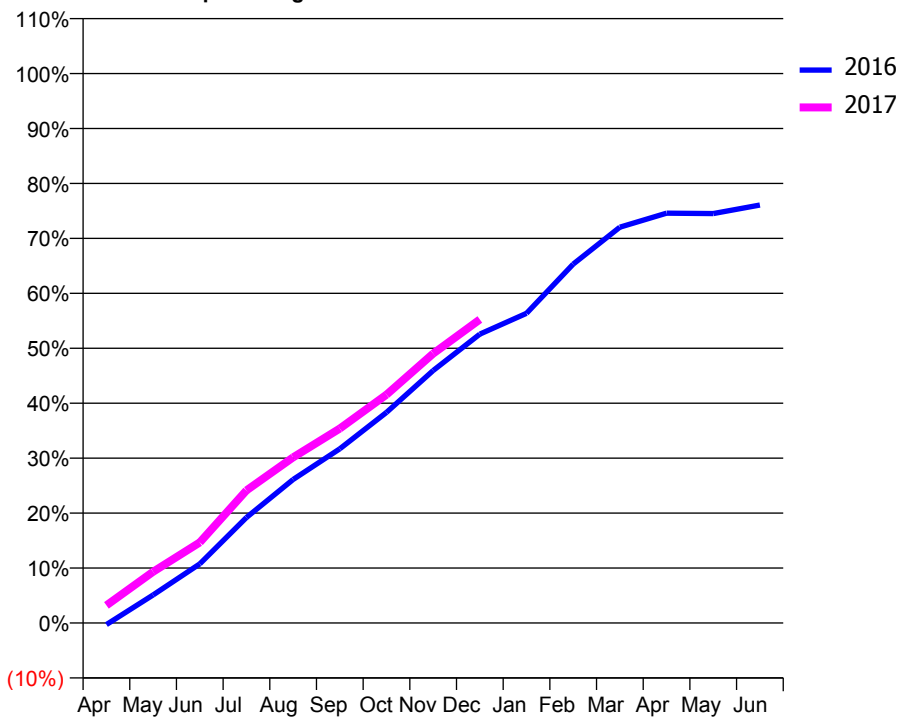
ACCESS*

Patients seen in 24 months	Total	Change since previous quarter
Quarter ending December 2015	10,410	
Quarter ending March 2016	10,416	→
Quarter ending June 2016	10,425	→
Quarter ending September 2016	10,391	→
Quarter ending December 2016	10,335	→
Variance since December 2015	(0.7%)	→



ACTIVITY

Cumulative percentage of contracted UDA delivered 2016 & 2017



Month	Adjusted Scheduled Activity (UDA)	
	2016	2017
April	-113	1,226
May	1,945	3,559
June	4,105	5,593
July	7,320	9,194
August	9,951	11,484
September	12,083	13,486
October	14,602	15,837
November	17,510	18,683
December	20,029	21,049
January	21,474	
February	24,882	
March	27,447	
April	28,421	
May	28,386	
June	28,980	

QUALITY

	Quantity	Base Number	Contract	AT	Region	England
% of FP17s for the same patient ID Re-attending within 3 months - Children	172	2,247	7.7%	9.9%	11.9%	12.4%
% of FP17s for the same patient ID Re-attending within 3 months - Adults	1,200	7,942	15.1%	15.8%	16.5%	16.6%
% of FP17s for the same patient ID Re-attending between 3 & 9 months - Children	1,234	2,247	54.9%	59.0%	60.2%	57.5%
% of FP17s for the same patient ID Re-attending between 3 & 9 months - Adults	3,170	7,942	39.9%	51.0%	52.0%	50.4%
% of FP17s for Band 1 Urgent Courses	823	9,560	8.6%	9.5%	9.5%	9.1%
% of FP17s Relating to Free Repair or Replacements	103	9,560	1.1%	0.6%	0.7%	0.8%
% of FP17s Relating to Continuations	222	9,560	2.3%	1.1%	1.2%	1.3%
% of Patients satisfied with the dentistry they have received	10	12	83.3%	92.5%	92.9%	92.7%
% of Patients satisfied with the time they had to wait for an appointment	10	12	83.3%	89.3%	88.8%	88.8%

* This is based on patients treated on this contract for their most recent course of treatment. Figures in italics indicate the base number of FP17s or Patient Questionnaire responses are less than 100. N/A is shown where the base number of responses is less than 10 during the period. % is calculated as Quantity/Base number*100

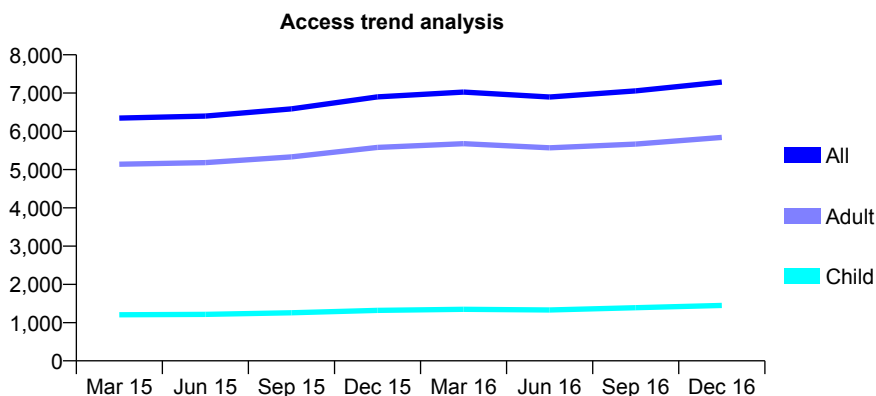
Q68 - Vital Signs At a Glance Contract Report for 105414/0009 - December 2016

Name or company name	First Choice Dental Limited
Contract type name	GDS Contract
Purpose of contract	General
Contract start date	01/07/2007
Contract end date	

16/17 Contracted general activity (UDA)	22,951
Carry forward general activity (UDA)	0
16/17 Contracted orthodontic activity (UOA)	0
Carry forward orthodontic activity (UOA)	0
Baseline contract value	£550,166.58

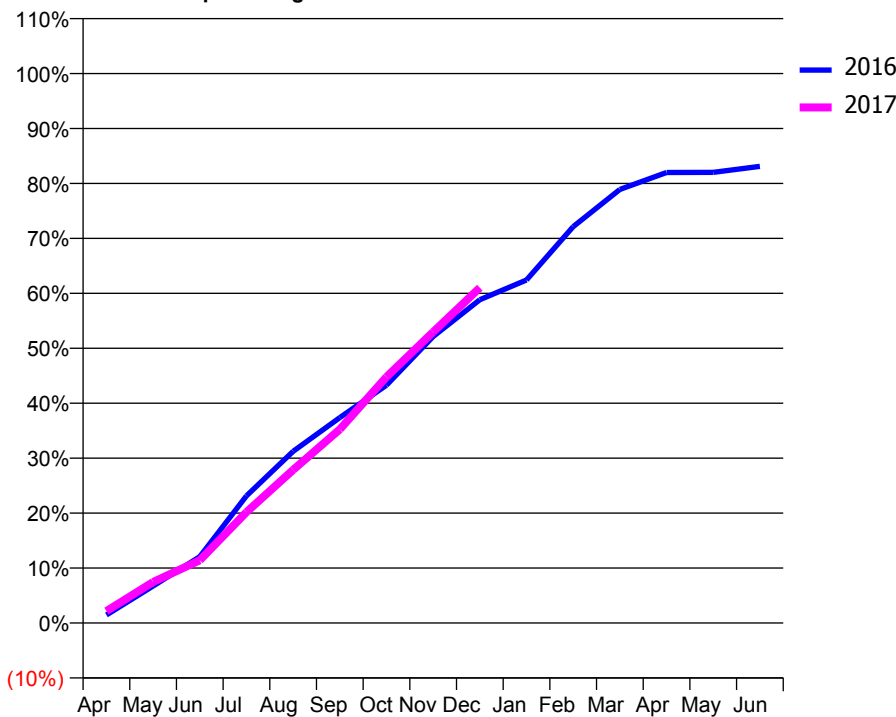
ACCESS*

Patients seen in 24 months	Total	Change since previous quarter
Quarter ending December 2015	6,899	
Quarter ending March 2016	7,024	→
Quarter ending June 2016	6,898	↓
Quarter ending September 2016	7,056	↑
Quarter ending December 2016	7,288	↑
Variance since December 2015	5.6%	↑



ACTIVITY

Cumulative percentage of contracted UDA delivered 2016 & 2017



Month	Adjusted Scheduled Activity (UDA)	
	2016	2017
April	339	500
May	1,543	1,713
June	2,768	2,619
July	5,312	4,633
August	7,170	6,397
September	8,581	8,089
October	9,933	10,278
November	11,965	12,158
December	13,504	14,002
January	14,327	
February	16,557	
March	18,111	
April	18,816	
May	18,819	
June	19,074	

QUALITY

	Quantity	Base Number	Contract	AT	Region	England
% of FP17s for the same patient ID Re-attending within 3 months - Children	101	1,275	7.9%	9.9%	11.9%	12.4%
% of FP17s for the same patient ID Re-attending within 3 months - Adults	843	5,000	16.9%	15.8%	16.5%	16.6%
% of FP17s for the same patient ID Re-attending between 3 & 9 months - Children	425	1,275	33.3%	59.0%	60.2%	57.5%
% of FP17s for the same patient ID Re-attending between 3 & 9 months - Adults	1,466	5,000	29.3%	51.0%	52.0%	50.4%
% of FP17s for Band 1 Urgent Courses	595	5,851	10.2%	9.5%	9.5%	9.1%
% of FP17s Relating to Free Repair or Replacements	39	5,851	0.7%	0.6%	0.7%	0.8%
% of FP17s Relating to Continuations	185	5,851	3.2%	1.1%	1.2%	1.3%
% of Patients satisfied with the dentistry they have received	3	3	N/A	92.5%	92.9%	92.7%
% of Patients satisfied with the time they had to wait for an appointment	3	3	N/A	89.3%	88.8%	88.8%

* This is based on patients treated on this contract for their most recent course of treatment. Figures in italics indicate the base number of FP17s or Patient Questionnaire responses are less than 100. N/A is shown where the base number of responses is less than 10 during the period. % is calculated as Quantity/Base number*100

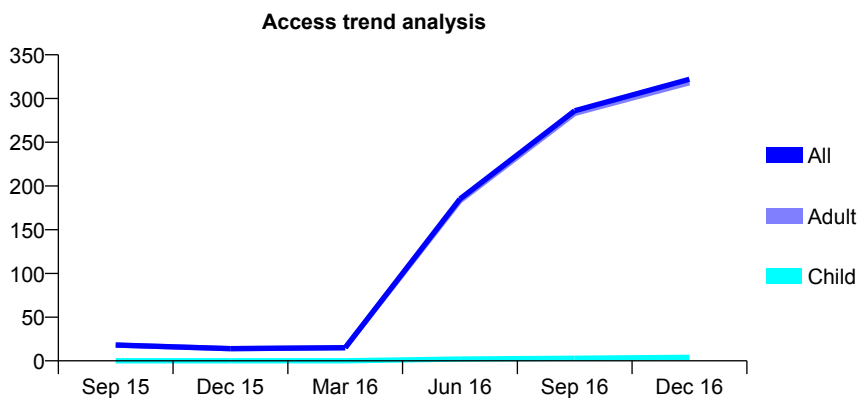
Q68 - Vital Signs At a Glance Contract Report for 105414/0015 - December 2016

Name or company name	First Choice Dental Limited
Contract type name	GDS Contract
Purpose of contract	General
Contract start date	01/04/2015
Contract end date	

16/17 Contracted general activity (UDA)	2,280
Carry forward general activity (UDA)	0
16/17 Contracted orthodontic activity (UOA)	0
Carry forward orthodontic activity (UOA)	0
Baseline contract value	£157,666.70

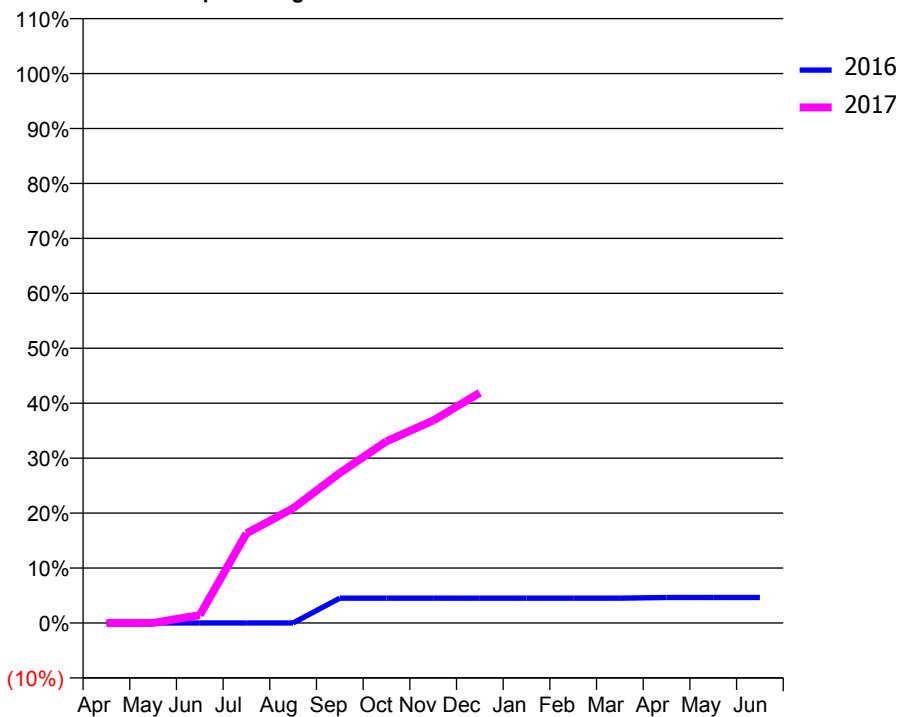
ACCESS*

Patients seen in 24 months	Total	Change since previous quarter
Quarter ending December 2015	14	
Quarter ending March 2016	15	↑
Quarter ending June 2016	185	↑
Quarter ending September 2016	286	↑
Quarter ending December 2016	322	↑
Variance since December 2015	2200.0%	↑



ACTIVITY

Cumulative percentage of contracted UDA delivered 2016 & 2017



Month	Adjusted Scheduled Activity (UDA)	
	2016	2017
April	0	0
May	0	0
June	0	33
July	0	372
August	0	476
September	103	623
October	103	754
November	103	840
December	103	955
January	103	
February	103	
March	103	
April	106	
May	106	
June	106	

QUALITY

	Quantity	Base Number	Contract	AT	Region	England
% of FP17s for the same patient ID Re-attending within 3 months - Children	0	7	0.0%	9.9%	11.9%	12.4%
% of FP17s for the same patient ID Re-attending within 3 months - Adults	6	454	1.3%	15.8%	16.5%	16.6%
% of FP17s for the same patient ID Re-attending between 3 & 9 months - Children	0	7	0.0%	59.0%	60.2%	57.5%
% of FP17s for the same patient ID Re-attending between 3 & 9 months - Adults	1	454	0.2%	51.0%	52.0%	50.4%
% of FP17s for Band 1 Urgent Courses	0	339	0.0%	9.5%	9.5%	9.1%
% of FP17s Relating to Free Repair or Replacements	0	339	0.0%	0.6%	0.7%	0.8%
% of FP17s Relating to Continuations	3	339	0.9%	1.1%	1.2%	1.3%
% of Patients satisfied with the dentistry they have received	0	0	N/A	92.5%	92.9%	92.7%
% of Patients satisfied with the time they had to wait for an appointment	0	0	N/A	89.3%	88.8%	88.8%

* This is based on patients treated on this contract for their most recent course of treatment. Figures in italics indicate the base number of FP17s or Patient Questionnaire responses are less than 100. N/A is shown where the base number of responses is less than 10 during the period. % is calculated as Quantity/Base number*100

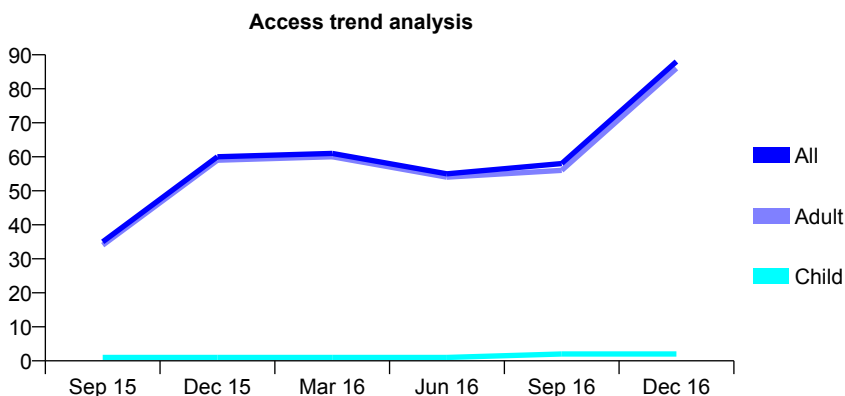
Q68 - Vital Signs At a Glance Contract Report for 105414/0016 - December 2016

Name or company name	First Choice Dental Limited
Contract type name	GDS Contract
Purpose of contract	General
Contract start date	01/06/2015
Contract end date	

16/17 Contracted general activity (UDA)	3,000
Carry forward general activity (UDA)	0
16/17 Contracted orthodontic activity (UOA)	0
Carry forward orthodontic activity (UOA)	0
Baseline contract value	£207,456.19

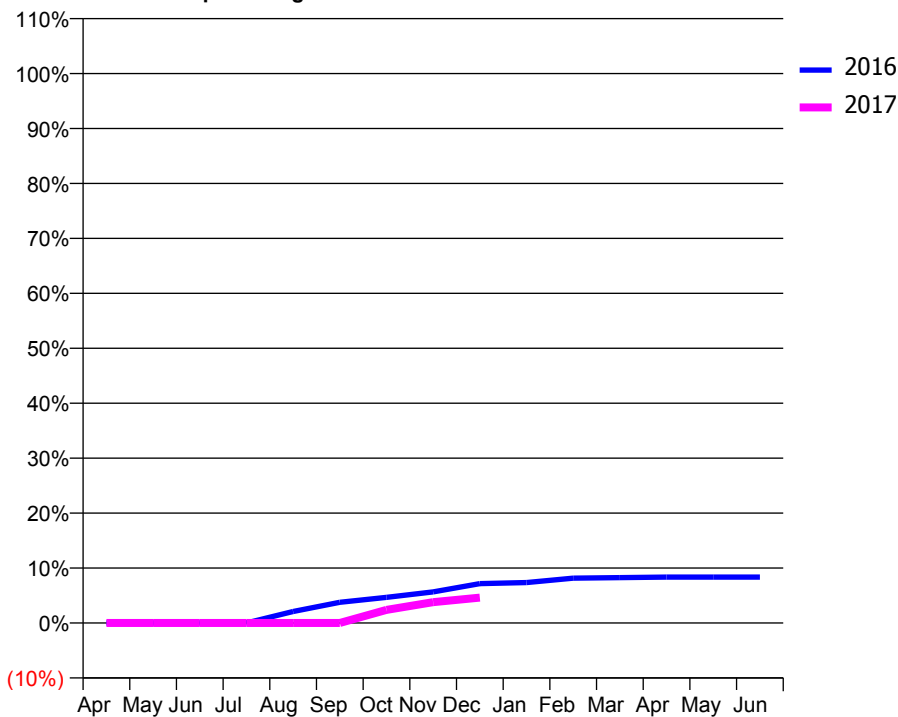
ACCESS*

Patients seen in 24 months	Total	Change since previous quarter
Quarter ending December 2015	60	
Quarter ending March 2016	61	→
Quarter ending June 2016	55	↓
Quarter ending September 2016	58	↑
Quarter ending December 2016	88	↑
Variance since December 2015	46.7%	↑



ACTIVITY

Cumulative percentage of contracted UDA delivered 2016 & 2017



Month	Adjusted Scheduled Activity (UDA)	
	2016	2017
April	0	0
May	0	0
June	0	0
July	0	0
August	63	0
September	113	0
October	140	72
November	170	114
December	215	139
January	221	
February	245	
March	248	
April	251	
May	251	
June	251	

QUALITY

	Quantity	Base Number	Contract	AT	Region	England
% of FP17s for the same patient ID Re-attending within 3 months - Children	0	1	0.0%	9.9%	11.9%	12.4%
% of FP17s for the same patient ID Re-attending within 3 months - Adults	0	47	0.0%	15.8%	16.5%	16.6%
% of FP17s for the same patient ID Re-attending between 3 & 9 months - Children	0	1	0.0%	59.0%	60.2%	57.5%
% of FP17s for the same patient ID Re-attending between 3 & 9 months - Adults	0	47	0.0%	51.0%	52.0%	50.4%
% of FP17s for Band 1 Urgent Courses	0	47	0.0%	9.5%	9.5%	9.1%
% of FP17s Relating to Free Repair or Replacements	0	47	0.0%	0.6%	0.7%	0.8%
% of FP17s Relating to Continuations	0	47	0.0%	1.1%	1.2%	1.3%
% of Patients satisfied with the dentistry they have received	0	0	N/A	92.5%	92.9%	92.7%
% of Patients satisfied with the time they had to wait for an appointment	0	0	N/A	89.3%	88.8%	88.8%

* This is based on patients treated on this contract for their most recent course of treatment. Figures in italics indicate the base number of FP17s or Patient Questionnaire responses are less than 100. N/A is shown where the base number of responses is less than 10 during the period. % is calculated as Quantity/Base number*100

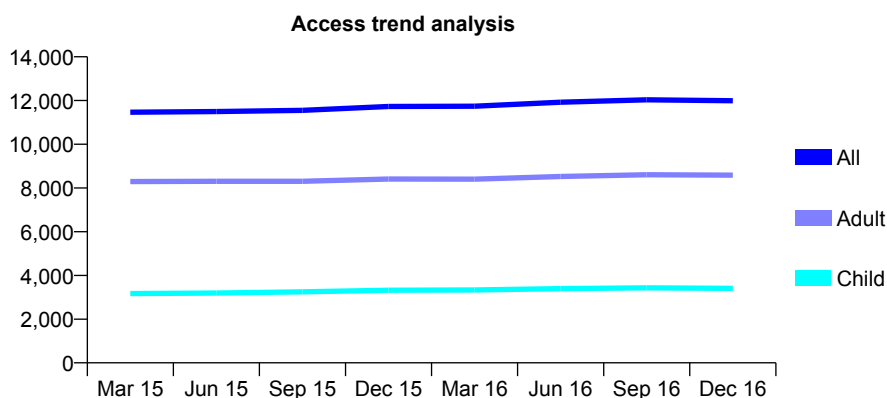
Q68 - Vital Signs At a Glance Contract Report for 105759/0002 - December 2016

Name or company name	Mr S Dattani & Mr J Patel
Contract type name	GDS Contract
Purpose of contract	General
Contract start date	01/07/2007
Contract end date	

16/17 Contracted general activity (UDA)	23,987
Carry forward general activity (UDA)	-389
16/17 Contracted orthodontic activity (UOA)	0
Carry forward orthodontic activity (UOA)	0
Baseline contract value	£673,243.73

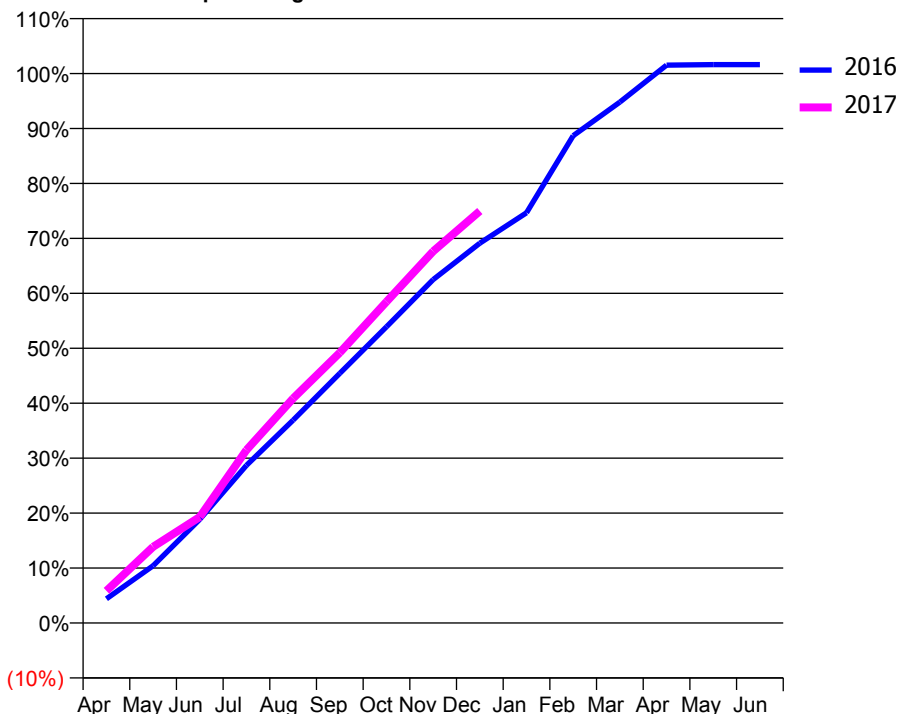
ACCESS*

Patients seen in 24 months	Total	Change since previous quarter
Quarter ending December 2015	11,729	
Quarter ending March 2016	11,739	→
Quarter ending June 2016	11,923	→
Quarter ending September 2016	12,034	→
Quarter ending December 2016	11,989	→
Variance since December 2015	2.2%	↑



ACTIVITY

Cumulative percentage of contracted UDA delivered 2016 & 2017



Month	Adjusted Scheduled Activity (UDA)	
	2016	2017
April	1,059	1,403
May	2,497	3,328
June	4,523	4,628
July	6,884	7,555
August	8,856	9,804
September	10,899	11,803
October	12,934	14,025
November	14,991	16,228
December	16,583	17,986
January	17,910	
February	21,274	
March	22,741	
April	24,350	
May	24,374	
June	24,376	

QUALITY

	Quantity	Base Number	Contract	AT	Region	England
% of FP17s for the same patient ID Re-attending within 3 months - Children	181	3,572	5.1%	9.9%	11.9%	12.4%
% of FP17s for the same patient ID Re-attending within 3 months - Adults	700	7,658	9.1%	15.8%	16.5%	16.6%
% of FP17s for the same patient ID Re-attending between 3 & 9 months - Children	2,023	3,572	56.6%	59.0%	60.2%	57.5%
% of FP17s for the same patient ID Re-attending between 3 & 9 months - Adults	3,717	7,658	48.5%	51.0%	52.0%	50.4%
% of FP17s for Band 1 Urgent Courses	609	9,822	6.2%	9.5%	9.5%	9.1%
% of FP17s Relating to Free Repair or Replacements	18	9,822	0.2%	0.6%	0.7%	0.8%
% of FP17s Relating to Continuations	37	9,822	0.4%	1.1%	1.2%	1.3%
% of Patients satisfied with the dentistry they have received	9	11	81.8%	92.5%	92.9%	92.7%
% of Patients satisfied with the time they had to wait for an appointment	10	11	90.9%	89.3%	88.8%	88.8%

* This is based on patients treated on this contract for their most recent course of treatment. Figures in italics indicate the base number of FP17s or Patient Questionnaire responses are less than 100. N/A is shown where the base number of responses is less than 10 during the period. % is calculated as Quantity/Base number*100

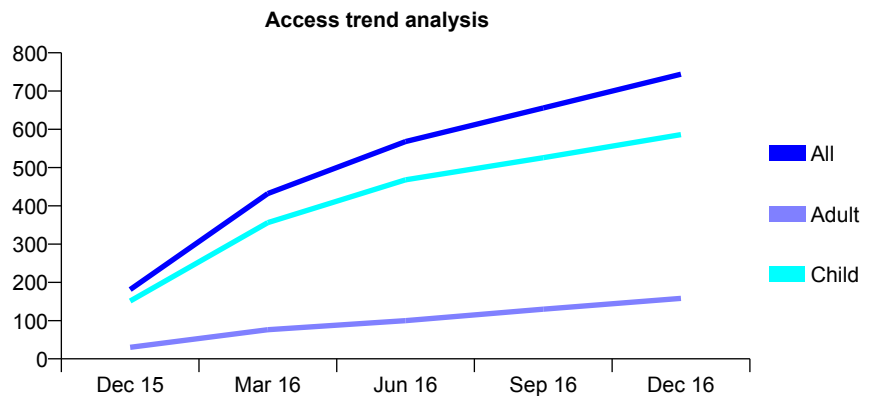
Q68 - Vital Signs At a Glance Contract Report for 107948/0001 - December 2016

Name or company name	Mr N Kennedy and Mr S Rosier
Contract type name	GDS Contract
Purpose of contract	General
Contract start date	01/10/2015
Contract end date	

16/17 Contracted general activity (UDA)	2,850
Carry forward general activity (UDA)	0
16/17 Contracted orthodontic activity (UOA)	0
Carry forward orthodontic activity (UOA)	0
Baseline contract value	£67,085.91

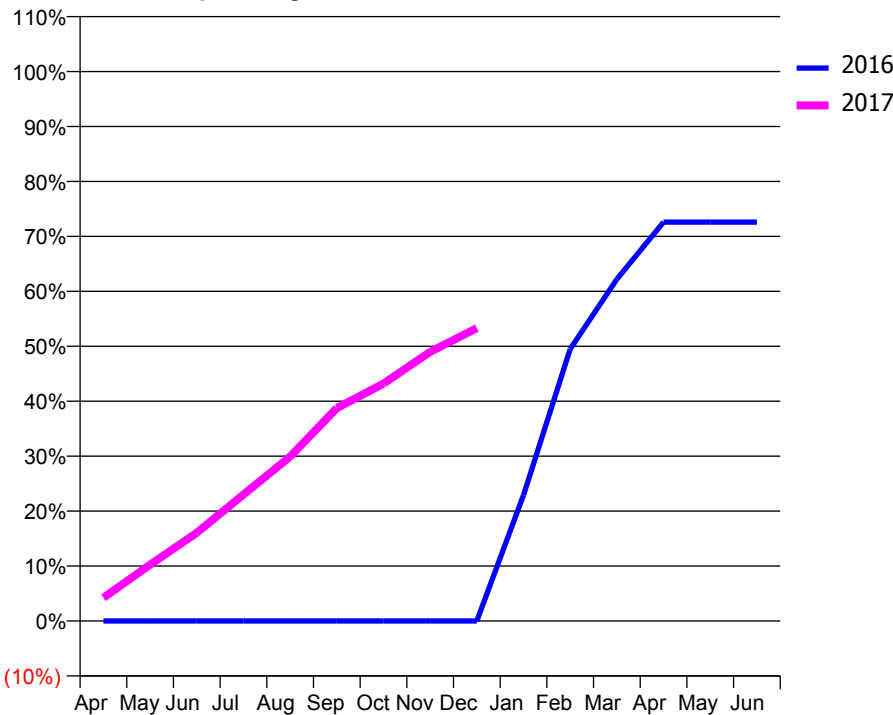
ACCESS*

Patients seen in 24 months	Total	Change since previous quarter
Quarter ending December 2015	181	
Quarter ending March 2016	432	↑
Quarter ending June 2016	568	↑
Quarter ending September 2016	656	↑
Quarter ending December 2016	744	↑
Variance since December 2015	311.0%	↑



ACTIVITY

Cumulative percentage of contracted UDA delivered 2016 & 2017



Month	Adjusted Scheduled Activity (UDA)	
	2016	2017
April	0	120
May	0	292
June	0	458
July	0	656
August	0	852
September	0	1,104
October	0	1,232
November	0	1,396
December	0	1,519
January	327	
February	705	
March	887	
April	1,035	
May	1,035	
June	1,035	

QUALITY

	Quantity	Base Number	Contract	AT	Region	England
% of FP17s for the same patient ID Re-attending within 3 months - Children	73	637	11.5%	9.9%	11.9%	12.4%
% of FP17s for the same patient ID Re-attending within 3 months - Adults	22	141	15.6%	15.8%	16.5%	16.6%
% of FP17s for the same patient ID Re-attending between 3 & 9 months - Children	269	637	42.2%	59.0%	60.2%	57.5%
% of FP17s for the same patient ID Re-attending between 3 & 9 months - Adults	58	141	41.1%	51.0%	52.0%	50.4%
% of FP17s for Band 1 Urgent Courses	47	729	6.4%	9.5%	9.5%	9.1%
% of FP17s Relating to Free Repair or Replacements	0	729	0.0%	0.6%	0.7%	0.8%
% of FP17s Relating to Continuations	16	729	2.2%	1.1%	1.2%	1.3%
% of Patients satisfied with the dentistry they have received	0	0	N/A	92.5%	92.9%	92.7%
% of Patients satisfied with the time they had to wait for an appointment	0	0	N/A	89.3%	88.8%	88.8%

* This is based on patients treated on this contract for their most recent course of treatment. Figures in italics indicate the base number of FP17s or Patient Questionnaire responses are less than 100. N/A is shown where the base number of responses is less than 10 during the period. % is calculated as Quantity/Base number*100

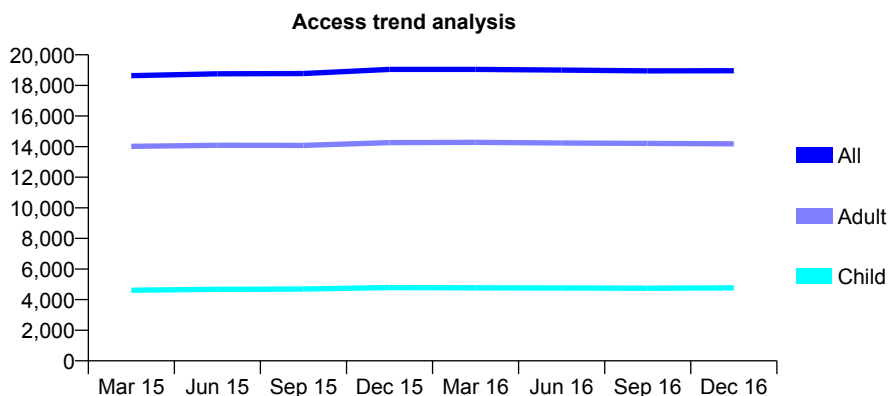
Q68 - Vital Signs At a Glance Contract Report for 108103/0001 - December 2016

Name or company name	Mr Barry Westwood and Mr William Westwood
Contract type name	GDS Contract
Purpose of contract	General
Contract start date	27/07/2011
Contract end date	

16/17 Contracted general activity (UDA)	48,198
Carry forward general activity (UDA)	203
16/17 Contracted orthodontic activity (UOA)	0
Carry forward orthodontic activity (UOA)	0
Baseline contract value	£1,167,512.51

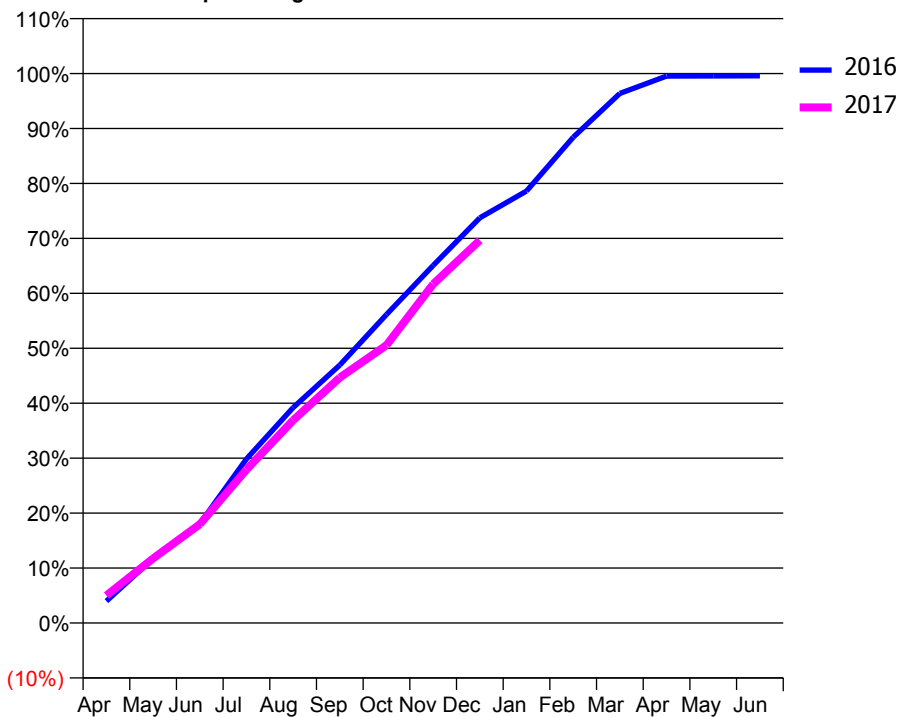
ACCESS*

Patients seen in 24 months	Total	Change since previous quarter
Quarter ending December 2015	19,047	
Quarter ending March 2016	19,049	→
Quarter ending June 2016	18,998	→
Quarter ending September 2016	18,950	→
Quarter ending December 2016	18,956	→
Variance since December 2015	(0.5%)	→



ACTIVITY

Cumulative percentage of contracted UDA delivered 2016 & 2017



Month	Adjusted Scheduled Activity (UDA)	
	2016	2017
April	1,924	2,414
May	5,656	5,661
June	8,709	8,658
July	14,389	13,454
August	18,891	17,780
September	22,622	21,531
October	27,055	24,366
November	31,358	29,730
December	35,535	33,573
January	37,888	
February	42,607	
March	46,452	
April	47,977	
May	47,979	
June	47,995	

QUALITY

	Quantity	Base Number	Contract	AT	Region	England
% of FP17s for the same patient ID Re-attending within 3 months - Children	229	5,358	4.3%	9.9%	11.9%	12.4%
% of FP17s for the same patient ID Re-attending within 3 months - Adults	1,722	13,976	12.3%	15.8%	16.5%	16.6%
% of FP17s for the same patient ID Re-attending between 3 & 9 months - Children	3,585	5,358	66.9%	59.0%	60.2%	57.5%
% of FP17s for the same patient ID Re-attending between 3 & 9 months - Adults	6,980	13,976	49.9%	51.0%	52.0%	50.4%
% of FP17s for Band 1 Urgent Courses	1,381	18,405	7.5%	9.5%	9.5%	9.1%
% of FP17s Relating to Free Repair or Replacements	102	18,405	0.6%	0.6%	0.7%	0.8%
% of FP17s Relating to Continuations	111	18,405	0.6%	1.1%	1.2%	1.3%
% of Patients satisfied with the dentistry they have received	37	38	97.4%	92.5%	92.9%	92.7%
% of Patients satisfied with the time they had to wait for an appointment	31	38	81.6%	89.3%	88.8%	88.8%

* This is based on patients treated on this contract for their most recent course of treatment. Figures in italics indicate the base number of FP17s or Patient Questionnaire responses are less than 100. N/A is shown where the base number of responses is less than 10 during the period. % is calculated as Quantity/Base number*100

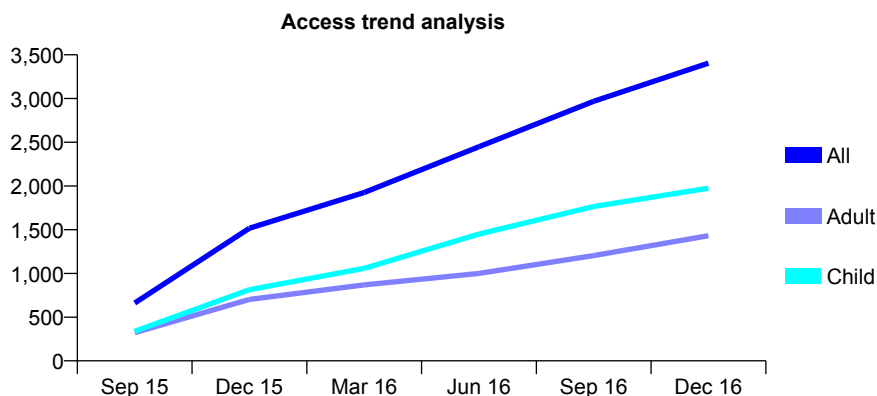
Q68 - Vital Signs At a Glance Contract Report for 108812/0001 - December 2016

Name or company name	St Faiths Clinic Limited
Contract type name	PDS Contract
Purpose of contract	General
Contract start date	01/08/2015
Contract end date	31/03/2018

16/17 Contracted general activity (UDA)	8,417
Carry forward general activity (UDA)	-241
16/17 Contracted orthodontic activity (UOA)	0
Carry forward orthodontic activity (UOA)	0
Baseline contract value	£643,783.03

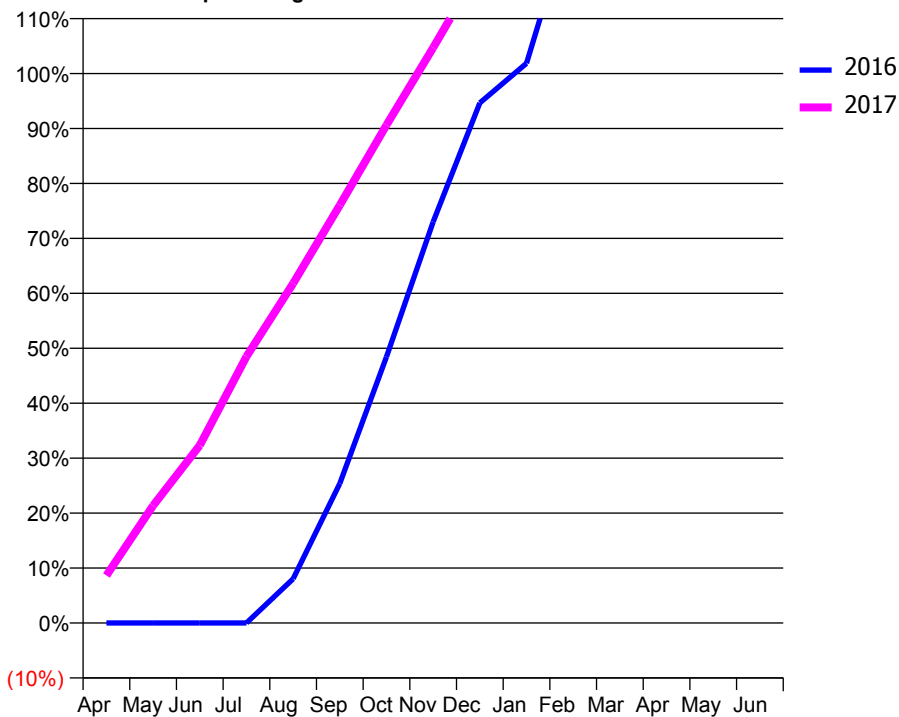
ACCESS*

Patients seen in 24 months	Total	Change since previous quarter
Quarter ending December 2015	1,516	
Quarter ending March 2016	1,925	↑
Quarter ending June 2016	2,449	↑
Quarter ending September 2016	2,969	↑
Quarter ending December 2016	3,405	↑
Variance since December 2015	124.6%	↑



ACTIVITY

Cumulative percentage of contracted UDA delivered 2016 & 2017



Month	Adjusted Scheduled Activity (UDA)	
	2016	2017
April	0	728
May	0	1,799
June	0	2,722
July	0	4,083
August	451	5,202
September	1,425	6,400
October	2,719	7,628
November	4,096	8,812
December	5,311	10,033
January	5,715	
February	7,277	
March	8,168	
April	8,412	
May	8,412	
June	8,412	

QUALITY

	Quantity	Base Number	Contract	AT	Region	England
% of FP17s for the same patient ID Re-attending within 3 months - Children	19	2,176	0.9%	9.9%	11.9%	12.4%
% of FP17s for the same patient ID Re-attending within 3 months - Adults	10	1,206	0.8%	15.8%	16.5%	16.6%
% of FP17s for the same patient ID Re-attending between 3 & 9 months - Children	8	2,176	0.4%	59.0%	60.2%	57.5%
% of FP17s for the same patient ID Re-attending between 3 & 9 months - Adults	0	1,206	0.0%	51.0%	52.0%	50.4%
% of FP17s for Band 1 Urgent Courses	0	3,300	0.0%	9.5%	9.5%	9.1%
% of FP17s Relating to Free Repair or Replacements	8	3,300	0.2%	0.6%	0.7%	0.8%
% of FP17s Relating to Continuations	20	3,300	0.6%	1.1%	1.2%	1.3%
% of Patients satisfied with the dentistry they have received	6	7	N/A	92.5%	92.9%	92.7%
% of Patients satisfied with the time they had to wait for an appointment	3	7	N/A	89.3%	88.8%	88.8%

* This is based on patients treated on this contract for their most recent course of treatment. Figures in italics indicate the base number of FP17s or Patient Questionnaire responses are less than 100. N/A is shown where the base number of responses is less than 10 during the period. % is calculated as Quantity/Base number*100

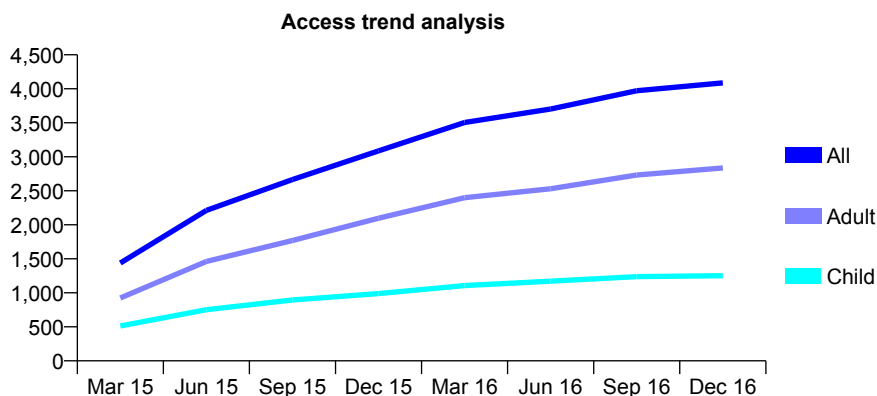
Q68 - Vital Signs At a Glance Contract Report for 111104/0001 - December 2016

Name or company name	Mr M Mousavi & Ms F Mirsiaghi
Contract type name	GDS Contract
Purpose of contract	General
Contract start date	01/12/2014
Contract end date	

16/17 Contracted general activity (UDA)	12,310
Carry forward general activity (UDA)	330
16/17 Contracted orthodontic activity (UOA)	0
Carry forward orthodontic activity (UOA)	0
Baseline contract value	£350,588.25

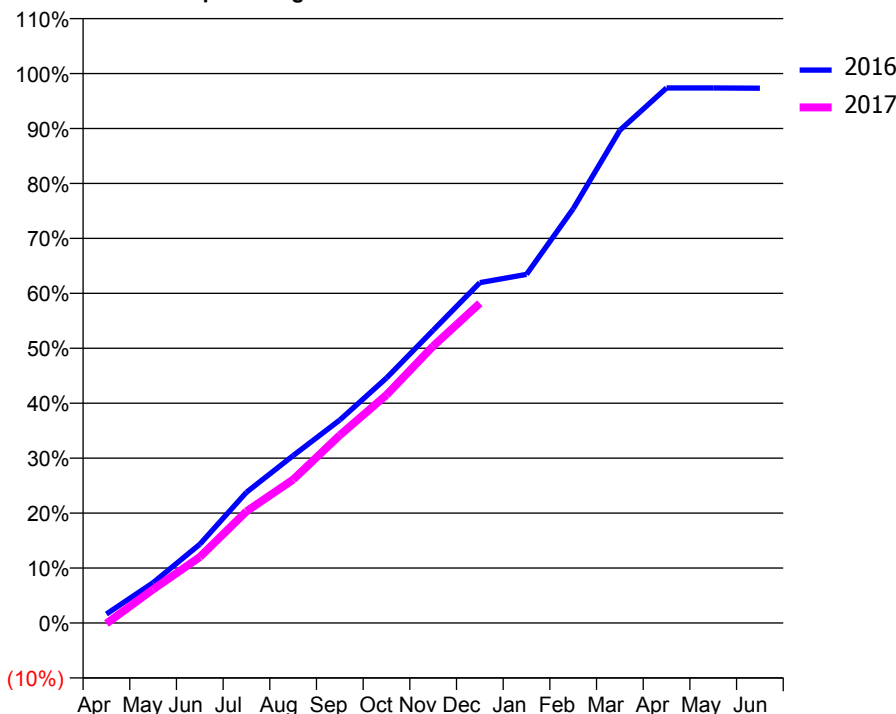
ACCESS*

Patients seen in 24 months	Total	Change since previous quarter
Quarter ending December 2015	3,087	
Quarter ending March 2016	3,505	↑
Quarter ending June 2016	3,703	↑
Quarter ending September 2016	3,971	↑
Quarter ending December 2016	4,087	↑
Variance since December 2015	32.4%	↑



ACTIVITY

Cumulative percentage of contracted UDA delivered 2016 & 2017



Adjusted Scheduled Activity (UDA)

Month	2016	2017
April	200	-13
May	903	753
June	1,764	1,477
July	2,929	2,501
August	3,752	3,214
September	4,549	4,209
October	5,490	5,111
November	6,558	6,202
December	7,625	7,162
January	7,810	
February	9,279	
March	11,039	
April	11,986	
May	11,986	
June	11,980	

QUALITY

	Quantity	Base Number	Contract	AT	Region	England
% of FP17s for the same patient ID Re-attending within 3 months - Children	65	1,218	5.3%	9.9%	11.9%	12.4%
% of FP17s for the same patient ID Re-attending within 3 months - Adults	286	2,204	13.0%	15.8%	16.5%	16.6%
% of FP17s for the same patient ID Re-attending between 3 & 9 months - Children	654	1,218	53.7%	59.0%	60.2%	57.5%
% of FP17s for the same patient ID Re-attending between 3 & 9 months - Adults	936	2,204	42.5%	51.0%	52.0%	50.4%
% of FP17s for Band 1 Urgent Courses	370	3,123	11.8%	9.5%	9.5%	9.1%
% of FP17s Relating to Free Repair or Replacements	38	3,123	1.2%	0.6%	0.7%	0.8%
% of FP17s Relating to Continuations	27	3,123	0.9%	1.1%	1.2%	1.3%
% of Patients satisfied with the dentistry they have received	1	1	N/A	92.5%	92.9%	92.7%
% of Patients satisfied with the time they had to wait for an appointment	1	1	N/A	89.3%	88.8%	88.8%

* This is based on patients treated on this contract for their most recent course of treatment. Figures in italics indicate the base number of FP17s or Patient Questionnaire responses are less than 100. N/A is shown where the base number of responses is less than 10 during the period. % is calculated as Quantity/Base number*100

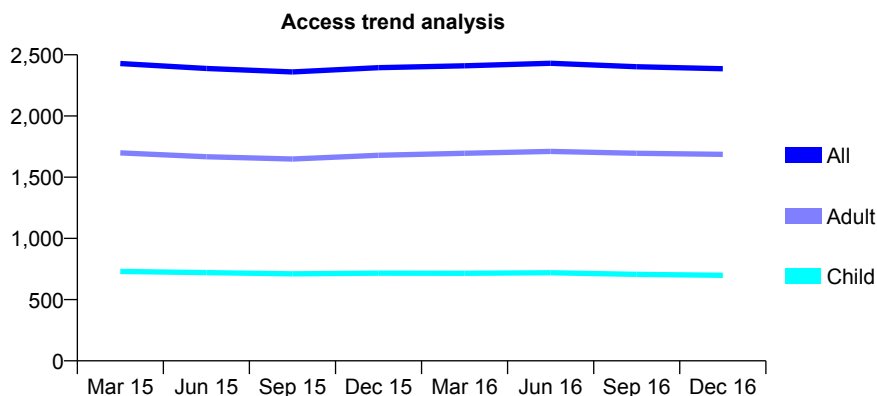
Q68 - Vital Signs At a Glance Contract Report for 111740/0001 - December 2016

Name or company name	Mr Mayuran Senthilnathan & Mr Amit Dodia
Contract type name	GDS Contract
Purpose of contract	General
Contract start date	06/06/2010
Contract end date	

16/17 Contracted general activity (UDA)	7,827
Carry forward general activity (UDA)	-85
16/17 Contracted orthodontic activity (UOA)	0
Carry forward orthodontic activity (UOA)	0
Baseline contract value	£173,960.27

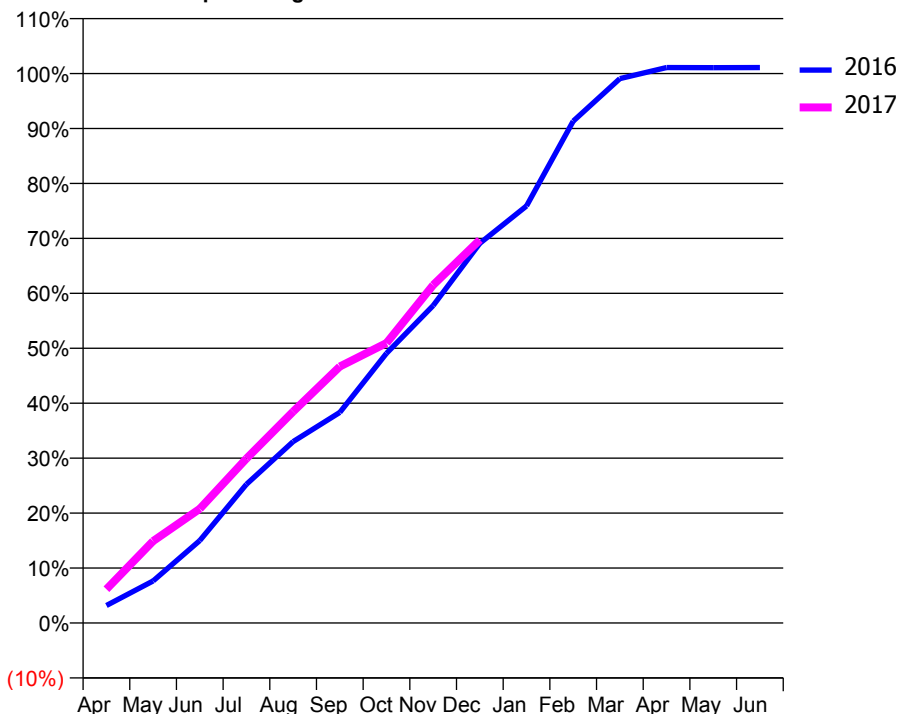
ACCESS*

Patients seen in 24 months	Total	Change since previous quarter
Quarter ending December 2015	2,395	
Quarter ending March 2016	2,410	→
Quarter ending June 2016	2,431	→
Quarter ending September 2016	2,402	↓
Quarter ending December 2016	2,386	→
Variance since December 2015	(0.4%)	→



ACTIVITY

Cumulative percentage of contracted UDA delivered 2016 & 2017



Adjusted Scheduled Activity (UDA)

Month	2016	2017
April	251	482
May	598	1,168
June	1,175	1,628
July	1,977	2,343
August	2,585	3,011
September	3,000	3,653
October	3,842	3,988
November	4,522	4,813
December	5,409	5,457
January	5,941	
February	7,148	
March	7,754	
April	7,912	
May	7,911	
June	7,912	

QUALITY

	Quantity	Base Number	Contract	AT	Region	England
% of FP17s for the same patient ID Re-attending within 3 months - Children	76	884	8.6%	9.9%	11.9%	12.4%
% of FP17s for the same patient ID Re-attending within 3 months - Adults	272	1,818	15.0%	15.8%	16.5%	16.6%
% of FP17s for the same patient ID Re-attending between 3 & 9 months - Children	583	884	66.0%	59.0%	60.2%	57.5%
% of FP17s for the same patient ID Re-attending between 3 & 9 months - Adults	1,095	1,818	60.2%	51.0%	52.0%	50.4%
% of FP17s for Band 1 Urgent Courses	176	2,590	6.8%	9.5%	9.5%	9.1%
% of FP17s Relating to Free Repair or Replacements	36	2,590	1.4%	0.6%	0.7%	0.8%
% of FP17s Relating to Continuations	2	2,590	0.1%	1.1%	1.2%	1.3%
% of Patients satisfied with the dentistry they have received	4	5	N/A	92.5%	92.9%	92.7%
% of Patients satisfied with the time they had to wait for an appointment	4	5	N/A	89.3%	88.8%	88.8%

* This is based on patients treated on this contract for their most recent course of treatment. Figures in italics indicate the base number of FP17s or Patient Questionnaire responses are less than 100. N/A is shown where the base number of responses is less than 10 during the period. % is calculated as Quantity/Base number*100

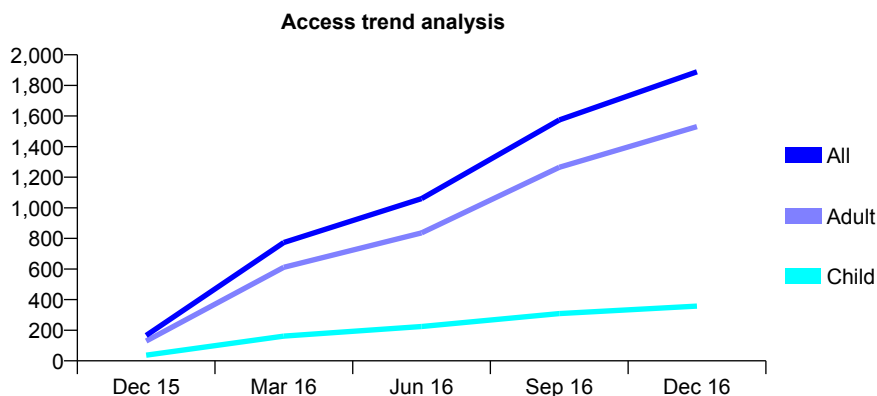
Q68 - Vital Signs At a Glance Contract Report for 113611/0001 - December 2016

Name or company name	North Chailey Dental Care
Contract type name	GDS Contract
Purpose of contract	General
Contract start date	13/11/2015
Contract end date	

16/17 Contracted general activity (UDA)	12,000
Carry forward general activity (UDA)	0
16/17 Contracted orthodontic activity (UOA)	0
Carry forward orthodontic activity (UOA)	0
Baseline contract value	£304,599.14

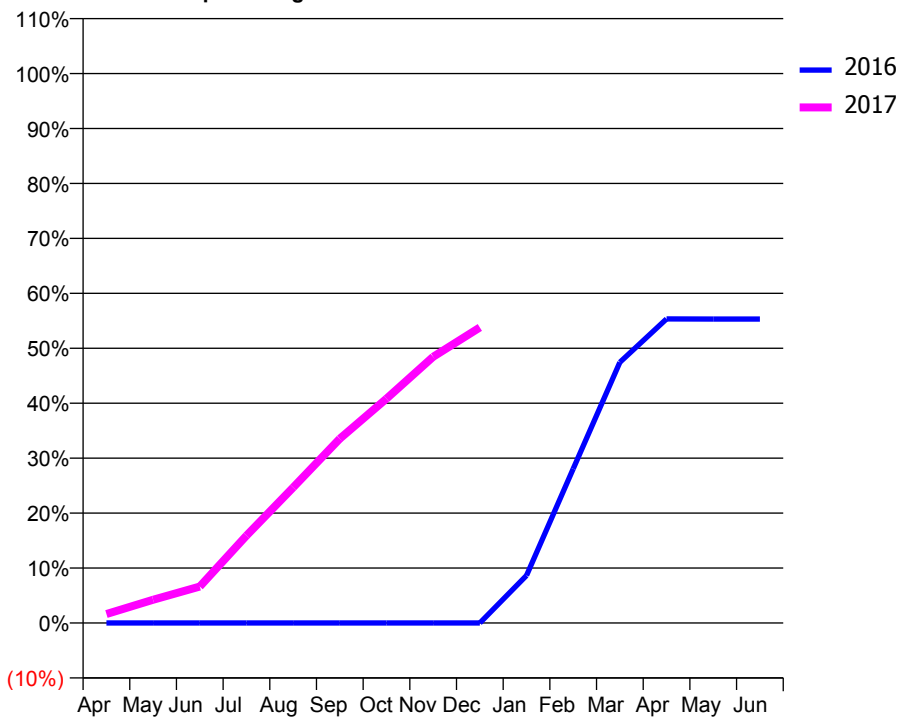
ACCESS*

Patients seen in 24 months	Total	Change since previous quarter
Quarter ending December 2015	166	
Quarter ending March 2016	773	↑
Quarter ending June 2016	1,060	↑
Quarter ending September 2016	1,574	↑
Quarter ending December 2016	1,889	↑
Variance since December 2015	1038.0%	↑



ACTIVITY

Cumulative percentage of contracted UDA delivered 2016 & 2017



Month	Adjusted Scheduled Activity (UDA)	
	2016	2017
April	0	197
May	0	507
June	0	795
July	0	1,908
August	0	2,960
September	0	4,027
October	0	4,900
November	0	5,815
December	0	6,454
January	395	
February	1,282	
March	2,167	
April	2,528	
May	2,527	
June	2,527	

QUALITY

	Quantity	Base Number	Contract	AT	Region	England
% of FP17s for the same patient ID Re-attending within 3 months - Children	25	423	5.9%	9.9%	11.9%	12.4%
% of FP17s for the same patient ID Re-attending within 3 months - Adults	264	1,761	15.0%	15.8%	16.5%	16.6%
% of FP17s for the same patient ID Re-attending between 3 & 9 months - Children	160	423	37.8%	59.0%	60.2%	57.5%
% of FP17s for the same patient ID Re-attending between 3 & 9 months - Adults	495	1,761	28.1%	51.0%	52.0%	50.4%
% of FP17s for Band 1 Urgent Courses	253	2,056	12.3%	9.5%	9.5%	9.1%
% of FP17s Relating to Free Repair or Replacements	2	2,056	0.1%	0.6%	0.7%	0.8%
% of FP17s Relating to Continuations	21	2,056	1.0%	1.1%	1.2%	1.3%
% of Patients satisfied with the dentistry they have received	0	0	N/A	92.5%	92.9%	92.7%
% of Patients satisfied with the time they had to wait for an appointment	0	0	N/A	89.3%	88.8%	88.8%

* This is based on patients treated on this contract for their most recent course of treatment. Figures in italics indicate the base number of FP17s or Patient Questionnaire responses are less than 100. N/A is shown where the base number of responses is less than 10 during the period. % is calculated as Quantity/Base number*100

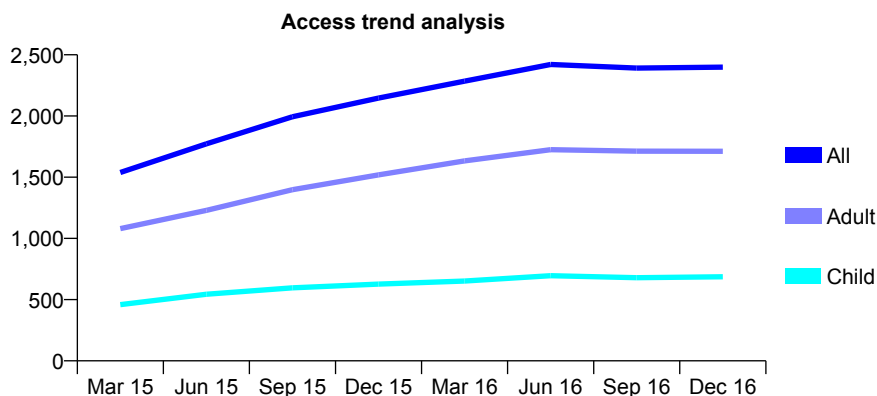
Q68 - Vital Signs At a Glance Contract Report for 114073/0001 - December 2016

Name or company name	Mr Mohammed Farmanand Miss Sarah Alia
Contract type name	GDS Contract
Purpose of contract	General
Contract start date	01/07/2014
Contract end date	

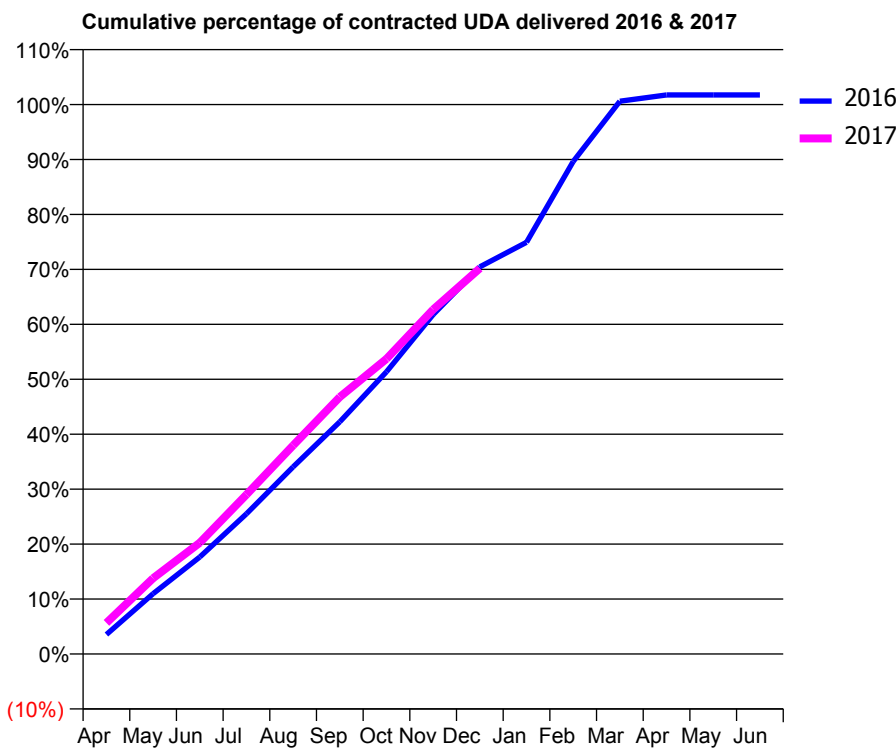
16/17 Contracted general activity (UDA)	7,501
Carry forward general activity (UDA)	-131
16/17 Contracted orthodontic activity (UOA)	0
Carry forward orthodontic activity (UOA)	0
Baseline contract value	£170,596.21

ACCESS*

Patients seen in 24 months	Total	Change since previous quarter
Quarter ending December 2015	2,146	
Quarter ending March 2016	2,285	↑
Quarter ending June 2016	2,421	↑
Quarter ending September 2016	2,392	↓
Quarter ending December 2016	2,399	→
Variance since December 2015	11.8%	↑



ACTIVITY



Month	Adjusted Scheduled Activity (UDA)	
	2016	2017
April	267	424
May	823	1,035
June	1,325	1,519
July	1,914	2,175
August	2,554	2,848
September	3,169	3,509
October	3,853	4,029
November	4,633	4,703
December	5,286	5,266
January	5,621	
February	6,723	
March	7,547	
April	7,631	
May	7,632	
June	7,632	

QUALITY

	Quantity	Base Number	Contract	AT	Region	England
% of FP17s for the same patient ID Re-attending within 3 months - Children	26	588	4.4%	9.9%	11.9%	12.4%
% of FP17s for the same patient ID Re-attending within 3 months - Adults	172	1,427	12.1%	15.8%	16.5%	16.6%
% of FP17s for the same patient ID Re-attending between 3 & 9 months - Children	226	588	38.4%	59.0%	60.2%	57.5%
% of FP17s for the same patient ID Re-attending between 3 & 9 months - Adults	632	1,427	44.3%	51.0%	52.0%	50.4%
% of FP17s for Band 1 Urgent Courses	170	1,973	8.6%	9.5%	9.5%	9.1%
% of FP17s Relating to Free Repair or Replacements	8	1,973	0.4%	0.6%	0.7%	0.8%
% of FP17s Relating to Continuations	27	1,973	1.4%	1.1%	1.2%	1.3%
% of Patients satisfied with the dentistry they have received	1	1	N/A	92.5%	92.9%	92.7%
% of Patients satisfied with the time they had to wait for an appointment	1	1	N/A	89.3%	88.8%	88.8%

* This is based on patients treated on this contract for their most recent course of treatment. Figures in italics indicate the base number of FP17s or Patient Questionnaire responses are less than 100. N/A is shown where the base number of responses is less than 10 during the period. % is calculated as Quantity/Base number*100

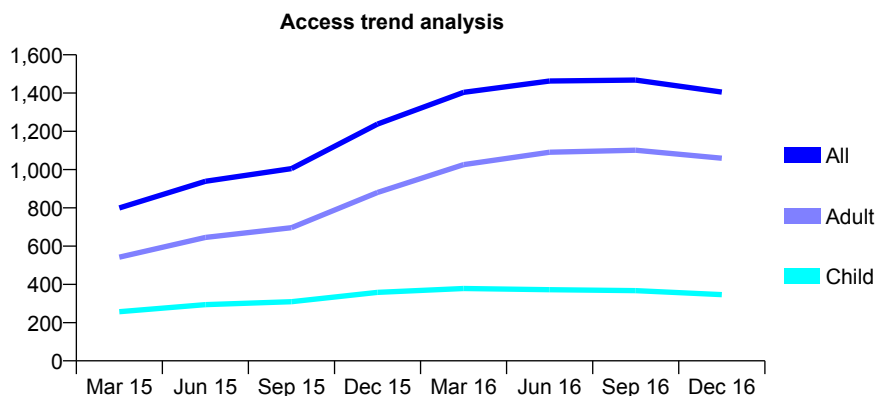
Q68 - Vital Signs At a Glance Contract Report for 115673/0001 - December 2016

Name or company name	Rye Dental Surgery Partnership
Contract type name	GDS Contract
Purpose of contract	General
Contract start date	13/09/2014
Contract end date	

16/17 Contracted general activity (UDA)	5,000
Carry forward general activity (UDA)	65
16/17 Contracted orthodontic activity (UOA)	0
Carry forward orthodontic activity (UOA)	0
Baseline contract value	£118,455.21

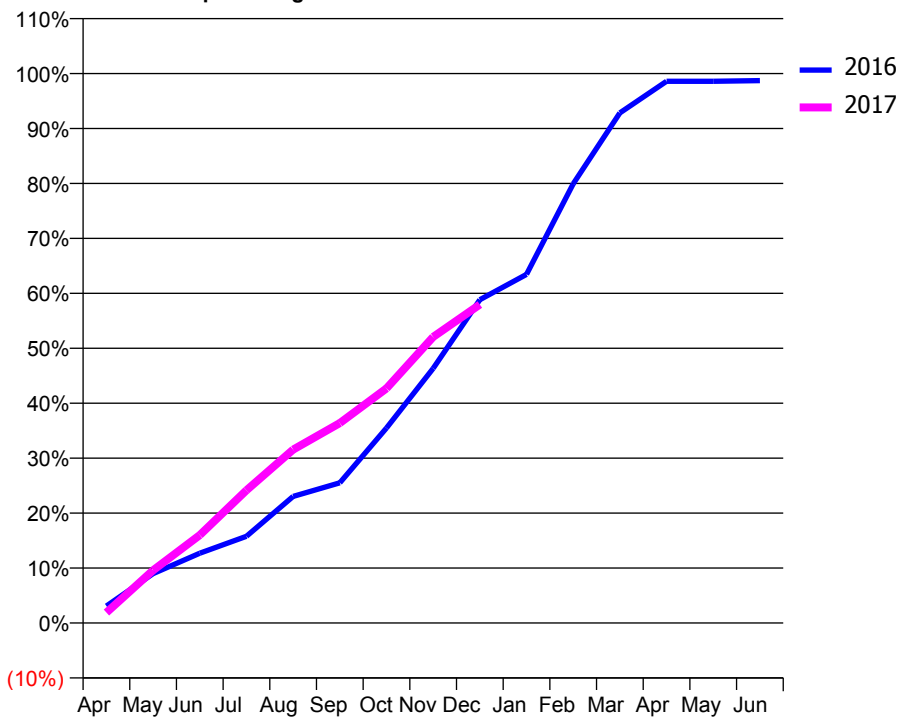
ACCESS*

Patients seen in 24 months	Total	Change since previous quarter
Quarter ending December 2015	1,238	
Quarter ending March 2016	1,404	↑
Quarter ending June 2016	1,463	↑
Quarter ending September 2016	1,468	→
Quarter ending December 2016	1,405	↓
Variance since December 2015	13.5%	↑



ACTIVITY

Cumulative percentage of contracted UDA delivered 2016 & 2017



Month	Adjusted Scheduled Activity (UDA)	
	2016	2017
April	155	96
May	449	480
June	635	800
July	790	1,207
August	1,152	1,577
September	1,275	1,820
October	1,774	2,135
November	2,316	2,603
December	2,941	2,898
January	3,172	
February	3,996	
March	4,641	
April	4,929	
May	4,929	
June	4,935	

QUALITY

	Quantity	Base Number	Contract	AT	Region	England
% of FP17s for the same patient ID Re-attending within 3 months - Children	25	334	7.5%	9.9%	11.9%	12.4%
% of FP17s for the same patient ID Re-attending within 3 months - Adults	120	930	12.9%	15.8%	16.5%	16.6%
% of FP17s for the same patient ID Re-attending between 3 & 9 months - Children	187	334	56.0%	59.0%	60.2%	57.5%
% of FP17s for the same patient ID Re-attending between 3 & 9 months - Adults	484	930	52.0%	51.0%	52.0%	50.4%
% of FP17s for Band 1 Urgent Courses	43	1,174	3.7%	9.5%	9.5%	9.1%
% of FP17s Relating to Free Repair or Replacements	15	1,174	1.3%	0.6%	0.7%	0.8%
% of FP17s Relating to Continuations	31	1,174	2.6%	1.1%	1.2%	1.3%
% of Patients satisfied with the dentistry they have received	0	0	N/A	92.5%	92.9%	92.7%
% of Patients satisfied with the time they had to wait for an appointment	0	0	N/A	89.3%	88.8%	88.8%

* This is based on patients treated on this contract for their most recent course of treatment. Figures in italics indicate the base number of FP17s or Patient Questionnaire responses are less than 100. N/A is shown where the base number of responses is less than 10 during the period. % is calculated as Quantity/Base number*100

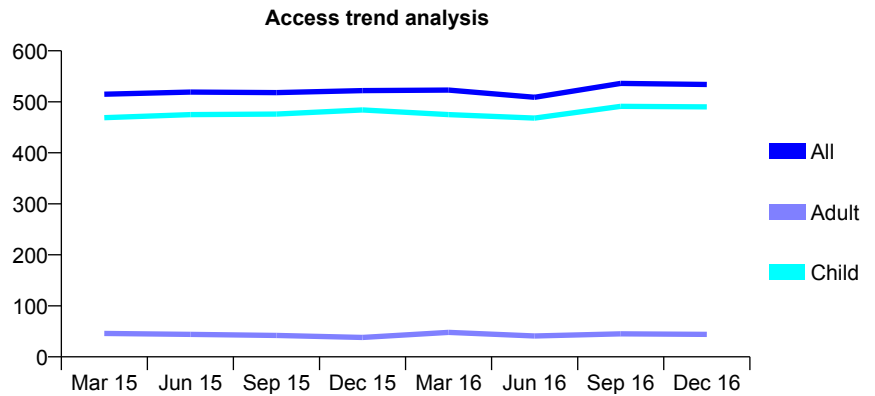
Q68 - Vital Signs At a Glance Contract Report for 115851/0001 - December 2016

Name or company name	The Clinic Dental Facial Ltd
Contract type name	GDS Contract
Purpose of contract	General
Contract start date	01/01/2007
Contract end date	

16/17 Contracted general activity (UDA)	750
Carry forward general activity (UDA)	0
16/17 Contracted orthodontic activity (UOA)	0
Carry forward orthodontic activity (UOA)	0
Baseline contract value	£24,366.29

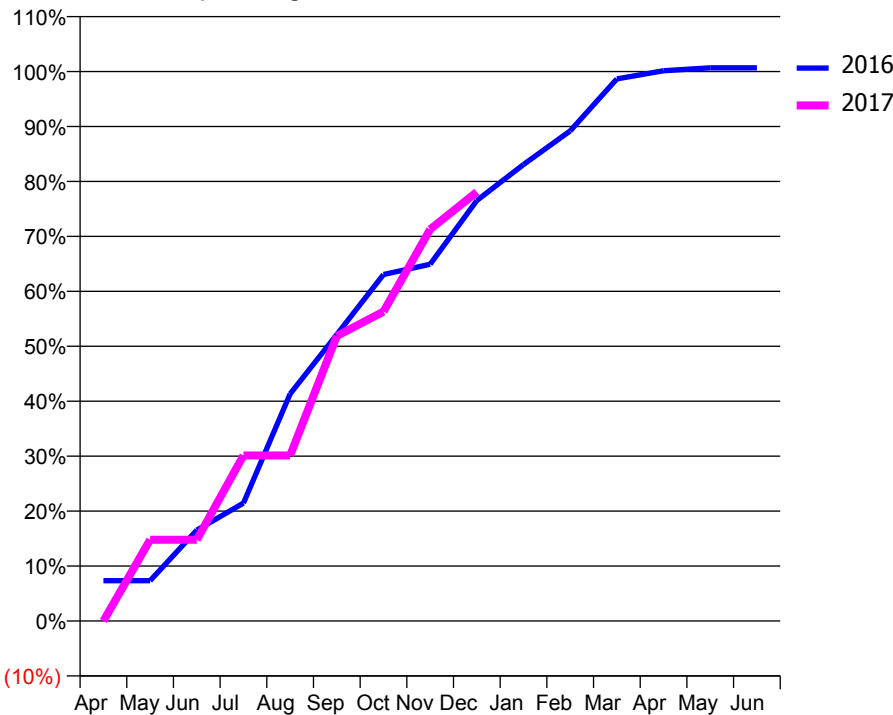
ACCESS*

Patients seen in 24 months	Total	Change since previous quarter
Quarter ending December 2015	522	
Quarter ending March 2016	523	→
Quarter ending June 2016	509	↓
Quarter ending September 2016	536	↑
Quarter ending December 2016	534	→
Variance since December 2015	2.3%	↑



ACTIVITY

Cumulative percentage of contracted UDA delivered 2016 & 2017



Month	Adjusted Scheduled Activity (UDA)	
	2016	2017
April	55	0
May	55	111
June	124	111
July	161	226
August	310	226
September	391	389
October	473	422
November	487	535
December	574	586
January	623	
February	669	
March	740	
April	751	
May	755	
June	755	

QUALITY

	Quantity	Base Number	Contract	AT	Region	England
% of FP17s for the same patient ID Re-attending within 3 months - Children	24	467	5.1%	9.9%	11.9%	12.4%
% of FP17s for the same patient ID Re-attending within 3 months - Adults	0	0	N/A	15.8%	16.5%	16.6%
% of FP17s for the same patient ID Re-attending between 3 & 9 months - Children	236	467	50.5%	59.0%	60.2%	57.5%
% of FP17s for the same patient ID Re-attending between 3 & 9 months - Adults	0	0	N/A	51.0%	52.0%	50.4%
% of FP17s for Band 1 Urgent Courses	3	453	0.7%	9.5%	9.5%	9.1%
% of FP17s Relating to Free Repair or Replacements	0	453	0.0%	0.6%	0.7%	0.8%
% of FP17s Relating to Continuations	7	453	1.5%	1.1%	1.2%	1.3%
% of Patients satisfied with the dentistry they have received	0	0	N/A	92.5%	92.9%	92.7%
% of Patients satisfied with the time they had to wait for an appointment	0	0	N/A	89.3%	88.8%	88.8%

* This is based on patients treated on this contract for their most recent course of treatment. Figures in italics indicate the base number of FP17s or Patient Questionnaire responses are less than 100. N/A is shown where the base number of responses is less than 10 during the period. % is calculated as Quantity/Base number*100

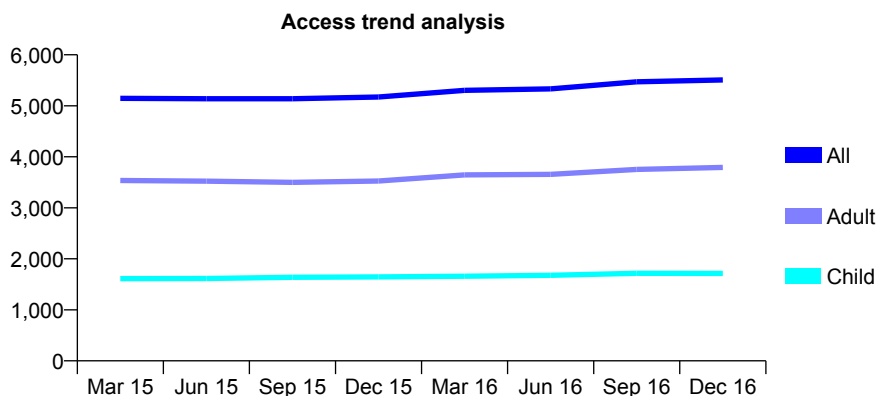
Q68 - Vital Signs At a Glance Contract Report for 116513/0001 - December 2016

Name or company name	Fairfield Dental Surgery Limited
Contract type name	GDS Contract
Purpose of contract	General
Contract start date	01/05/2007
Contract end date	

16/17 Contracted general activity (UDA)	12,859
Carry forward general activity (UDA)	379
16/17 Contracted orthodontic activity (UOA)	0
Carry forward orthodontic activity (UOA)	0
Baseline contract value	£286,851.51

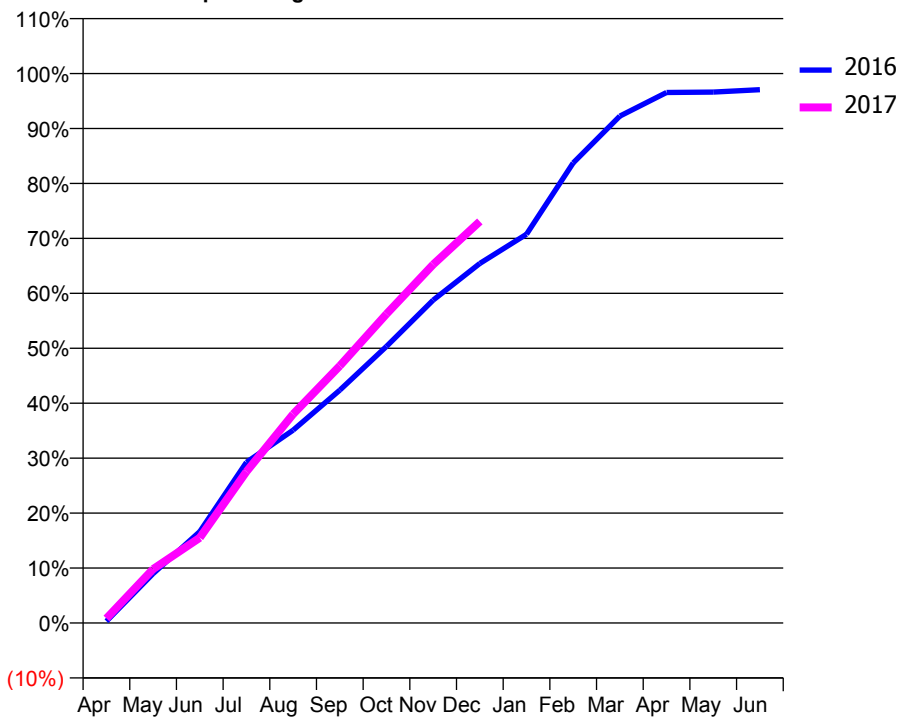
ACCESS*

Patients seen in 24 months	Total	Change since previous quarter
Quarter ending December 2015	5,172	
Quarter ending March 2016	5,304	↑
Quarter ending June 2016	5,333	→
Quarter ending September 2016	5,471	↑
Quarter ending December 2016	5,507	→
Variance since December 2015	6.5%	↑



ACTIVITY

Cumulative percentage of contracted UDA delivered 2016 & 2017



Month	Adjusted Scheduled Activity (UDA)	
	2016	2017
April	42	107
May	1,157	1,261
June	2,140	1,995
July	3,763	3,545
August	4,513	4,888
September	5,450	6,017
October	6,474	7,233
November	7,556	8,388
December	8,413	9,398
January	9,097	
February	10,767	
March	11,863	
April	12,415	
May	12,425	
June	12,480	

QUALITY

	Quantity	Base Number	Contract	AT	Region	England
% of FP17s for the same patient ID Re-attending within 3 months - Children	145	2,144	6.8%	9.9%	11.9%	12.4%
% of FP17s for the same patient ID Re-attending within 3 months - Adults	373	3,807	9.8%	15.8%	16.5%	16.6%
% of FP17s for the same patient ID Re-attending between 3 & 9 months - Children	1,444	2,144	67.4%	59.0%	60.2%	57.5%
% of FP17s for the same patient ID Re-attending between 3 & 9 months - Adults	2,125	3,807	55.8%	51.0%	52.0%	50.4%
% of FP17s for Band 1 Urgent Courses	350	5,585	6.3%	9.5%	9.5%	9.1%
% of FP17s Relating to Free Repair or Replacements	6	5,585	0.1%	0.6%	0.7%	0.8%
% of FP17s Relating to Continuations	38	5,585	0.7%	1.1%	1.2%	1.3%
% of Patients satisfied with the dentistry they have received	2	3	N/A	92.5%	92.9%	92.7%
% of Patients satisfied with the time they had to wait for an appointment	2	3	N/A	89.3%	88.8%	88.8%

* This is based on patients treated on this contract for their most recent course of treatment. Figures in italics indicate the base number of FP17s or Patient Questionnaire responses are less than 100. N/A is shown where the base number of responses is less than 10 during the period. % is calculated as Quantity/Base number*100

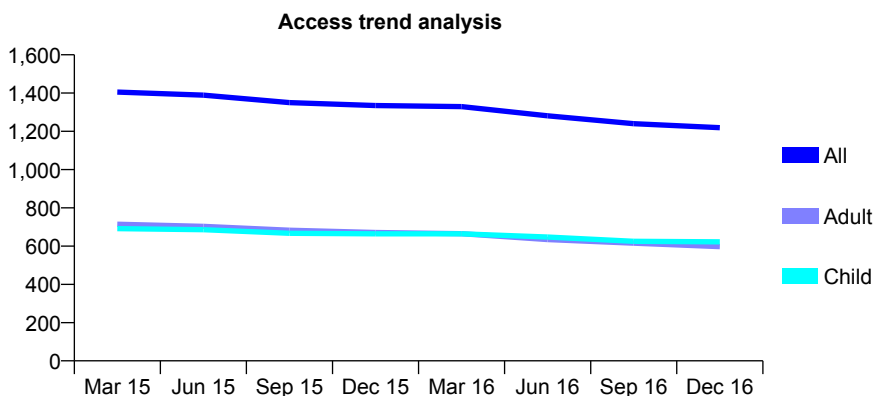
Q68 - Vital Signs At a Glance Contract Report for 116513/0003 - December 2016

Name or company name	Fairfield Dental Surgery Limited
Contract type name	GDS Contract
Purpose of contract	General
Contract start date	01/08/2011
Contract end date	

16/17 Contracted general activity (UDA)	3,500
Carry forward general activity (UDA)	86
16/17 Contracted orthodontic activity (UOA)	0
Carry forward orthodontic activity (UOA)	0
Baseline contract value	£77,736.24

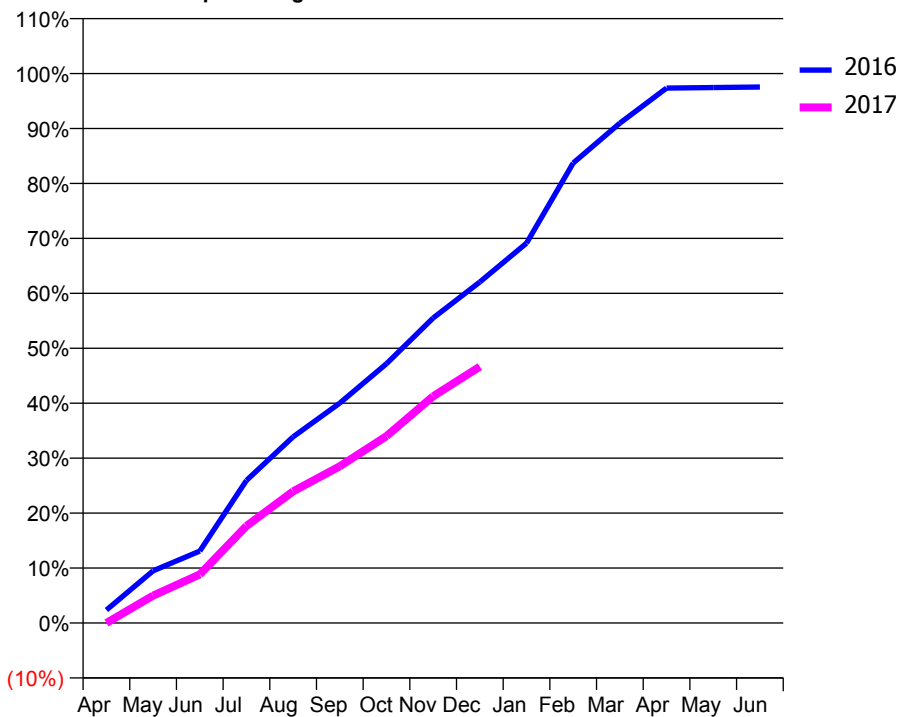
ACCESS*

Patients seen in 24 months	Total	Change since previous quarter
Quarter ending December 2015	1,335	
Quarter ending March 2016	1,329	→
Quarter ending June 2016	1,281	↓
Quarter ending September 2016	1,240	↓
Quarter ending December 2016	1,219	↓
Variance since December 2015	(8.7%)	↓



ACTIVITY

Cumulative percentage of contracted UDA delivered 2016 & 2017



Month	Adjusted Scheduled Activity (UDA)	
	2016	2017
April	82	0
May	332	174
June	458	310
July	908	618
August	1,186	839
September	1,401	999
October	1,652	1,191
November	1,943	1,445
December	2,172	1,633
January	2,419	
February	2,930	
March	3,184	
April	3,407	
May	3,411	
June	3,414	

QUALITY

	Quantity	Base Number	Contract	AT	Region	England
% of FP17s for the same patient ID Re-attending within 3 months - Children	29	750	3.9%	9.9%	11.9%	12.4%
% of FP17s for the same patient ID Re-attending within 3 months - Adults	37	577	6.4%	15.8%	16.5%	16.6%
% of FP17s for the same patient ID Re-attending between 3 & 9 months - Children	556	750	74.1%	59.0%	60.2%	57.5%
% of FP17s for the same patient ID Re-attending between 3 & 9 months - Adults	409	577	70.9%	51.0%	52.0%	50.4%
% of FP17s for Band 1 Urgent Courses	18	1,178	1.5%	9.5%	9.5%	9.1%
% of FP17s Relating to Free Repair or Replacements	3	1,178	0.3%	0.6%	0.7%	0.8%
% of FP17s Relating to Continuations	10	1,178	0.8%	1.1%	1.2%	1.3%
% of Patients satisfied with the dentistry they have received	1	1	N/A	92.5%	92.9%	92.7%
% of Patients satisfied with the time they had to wait for an appointment	1	1	N/A	89.3%	88.8%	88.8%

* This is based on patients treated on this contract for their most recent course of treatment. Figures in italics indicate the base number of FP17s or Patient Questionnaire responses are less than 100. N/A is shown where the base number of responses is less than 10 during the period. % is calculated as Quantity/Base number*100

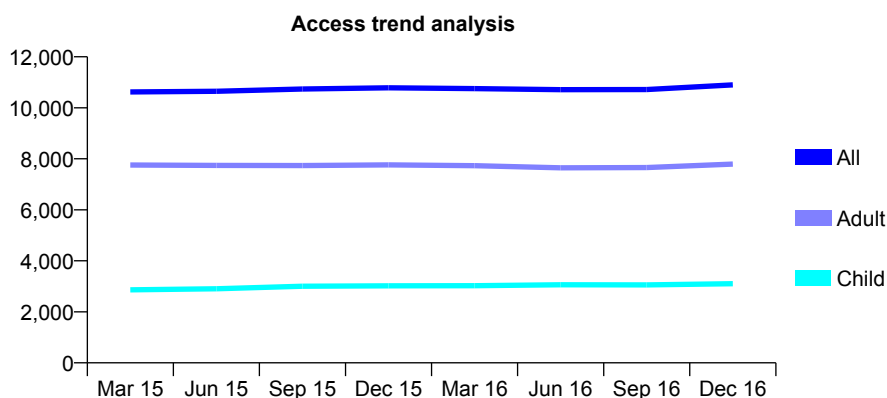
Q68 - Vital Signs At a Glance Contract Report for 117013/0001 - December 2016

Name or company name	Family Dental Centre Limited
Contract type name	GDS Contract
Purpose of contract	General
Contract start date	01/04/2010
Contract end date	

16/17 Contracted general activity (UDA)	41,003
Carry forward general activity (UDA)	-720
16/17 Contracted orthodontic activity (UOA)	0
Carry forward orthodontic activity (UOA)	0
Baseline contract value	£1,502,125.02

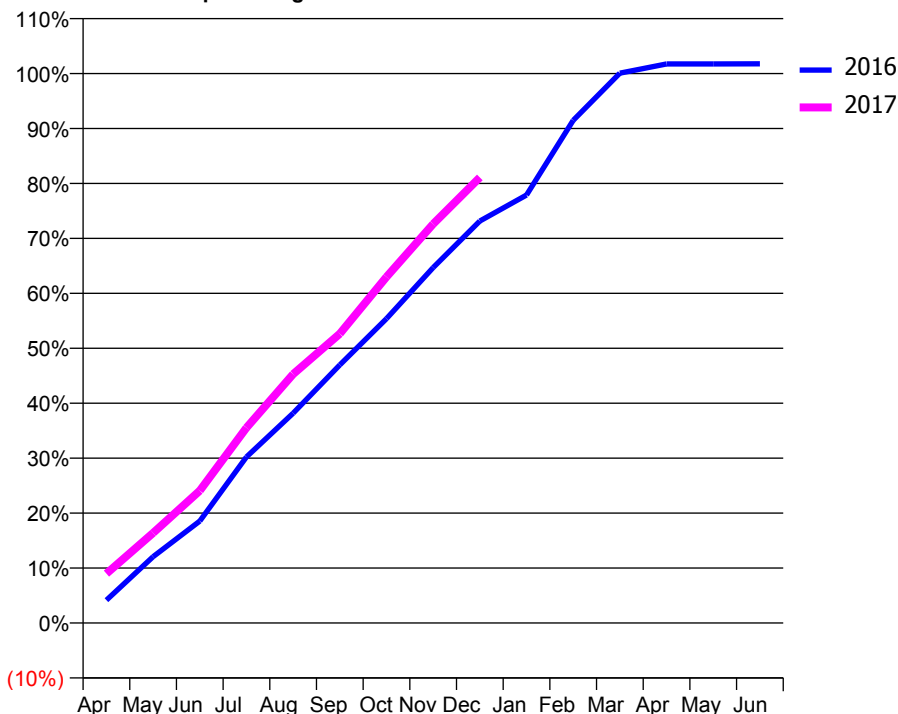
ACCESS*

Patients seen in 24 months	Total	Change since previous quarter
Quarter ending December 2015	10,784	
Quarter ending March 2016	10,755	→
Quarter ending June 2016	10,709	→
Quarter ending September 2016	10,716	→
Quarter ending December 2016	10,898	→
Variance since December 2015	1.1%	→



ACTIVITY

Cumulative percentage of contracted UDA delivered 2016 & 2017



Month	Adjusted Scheduled Activity (UDA)	
	2016	2017
April	1,704	3,685
May	4,955	6,718
June	7,607	9,875
July	12,393	14,572
August	15,655	18,571
September	19,254	21,583
October	22,715	25,825
November	26,523	29,774
December	29,990	33,250
January	31,939	
February	37,506	
March	41,034	
April	41,714	
May	41,720	
June	41,723	

QUALITY

	Quantity	Base Number	Contract	AT	Region	England
% of FP17s for the same patient ID Re-attending within 3 months - Children	206	3,461	6.0%	9.9%	11.9%	12.4%
% of FP17s for the same patient ID Re-attending within 3 months - Adults	1,040	8,416	12.4%	15.8%	16.5%	16.6%
% of FP17s for the same patient ID Re-attending between 3 & 9 months - Children	2,022	3,461	58.4%	59.0%	60.2%	57.5%
% of FP17s for the same patient ID Re-attending between 3 & 9 months - Adults	4,489	8,416	53.3%	51.0%	52.0%	50.4%
% of FP17s for Band 1 Urgent Courses	803	11,384	7.1%	9.5%	9.5%	9.1%
% of FP17s Relating to Free Repair or Replacements	48	11,384	0.4%	0.6%	0.7%	0.8%
% of FP17s Relating to Continuations	53	11,384	0.5%	1.1%	1.2%	1.3%
% of Patients satisfied with the dentistry they have received	15	15	100.0%	92.5%	92.9%	92.7%
% of Patients satisfied with the time they had to wait for an appointment	15	15	100.0%	89.3%	88.8%	88.8%

* This is based on patients treated on this contract for their most recent course of treatment. Figures in italics indicate the base number of FP17s or Patient Questionnaire responses are less than 100. N/A is shown where the base number of responses is less than 10 during the period. % is calculated as Quantity/Base number*100

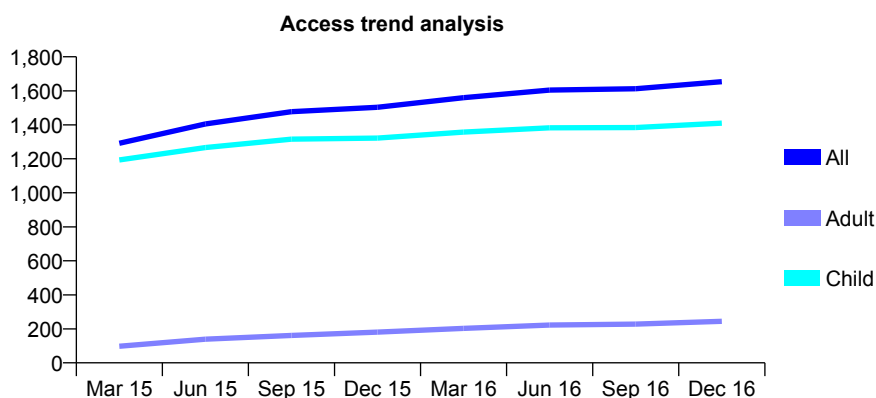
Q68 - Vital Signs At a Glance Contract Report for 117188/0001 - December 2016

Name or company name	Mr Andrew Kenneth Pritchard and Mrs Catl
Contract type name	GDS Contract
Purpose of contract	General
Contract start date	21/06/2014
Contract end date	

16/17 Contracted general activity (UDA)	3,600
Carry forward general activity (UDA)	40
16/17 Contracted orthodontic activity (UOA)	0
Carry forward orthodontic activity (UOA)	0
Baseline contract value	£79,995.34

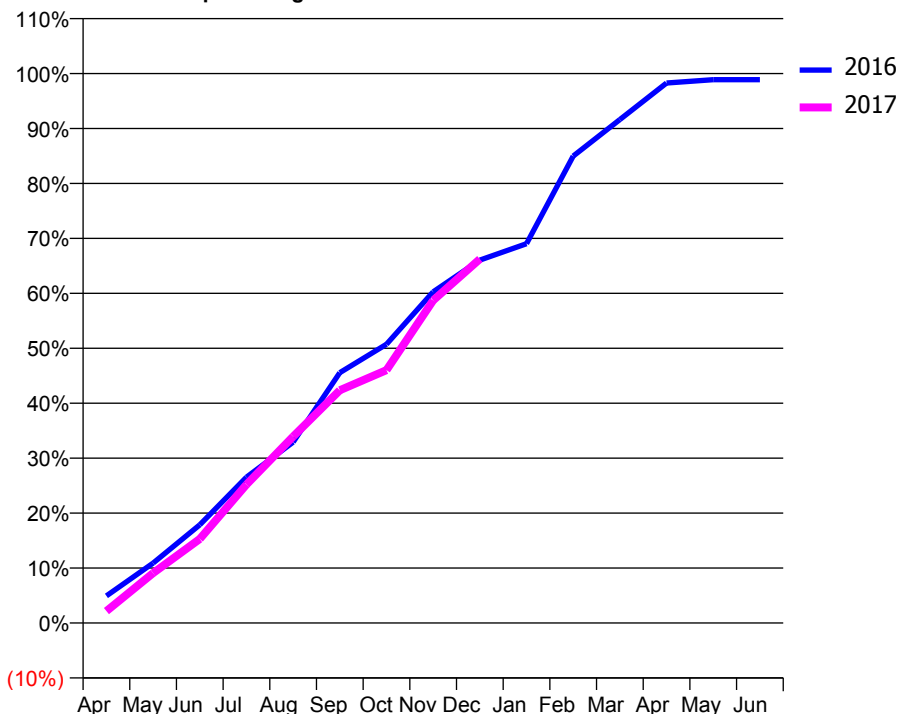
ACCESS*

Patients seen in 24 months	Total	Change since previous quarter
Quarter ending December 2015	1,503	
Quarter ending March 2016	1,560	↑
Quarter ending June 2016	1,604	↑
Quarter ending September 2016	1,612	→
Quarter ending December 2016	1,654	↑
Variance since December 2015	10.0%	↑



ACTIVITY

Cumulative percentage of contracted UDA delivered 2016 & 2017



Month	Adjusted Scheduled Activity (UDA)	
	2016	2017
April	178	78
May	392	327
June	644	550
July	955	907
August	1,185	1,221
September	1,640	1,525
October	1,826	1,657
November	2,170	2,114
December	2,377	2,384
January	2,485	
February	3,059	
March	3,299	
April	3,538	
May	3,560	
June	3,560	

QUALITY

	Quantity	Base Number	Contract	AT	Region	England
% of FP17s for the same patient ID Re-attending within 3 months - Children	232	1,949	11.9%	9.9%	11.9%	12.4%
% of FP17s for the same patient ID Re-attending within 3 months - Adults	8	104	7.7%	15.8%	16.5%	16.6%
% of FP17s for the same patient ID Re-attending between 3 & 9 months - Children	1,266	1,949	65.0%	59.0%	60.2%	57.5%
% of FP17s for the same patient ID Re-attending between 3 & 9 months - Adults	61	104	58.7%	51.0%	52.0%	50.4%
% of FP17s for Band 1 Urgent Courses	81	1,874	4.3%	9.5%	9.5%	9.1%
% of FP17s Relating to Free Repair or Replacements	0	1,874	0.0%	0.6%	0.7%	0.8%
% of FP17s Relating to Continuations	1	1,874	0.1%	1.1%	1.2%	1.3%
% of Patients satisfied with the dentistry they have received	1	1	N/A	92.5%	92.9%	92.7%
% of Patients satisfied with the time they had to wait for an appointment	1	1	N/A	89.3%	88.8%	88.8%

* This is based on patients treated on this contract for their most recent course of treatment. Figures in italics indicate the base number of FP17s or Patient Questionnaire responses are less than 100. N/A is shown where the base number of responses is less than 10 during the period. % is calculated as Quantity/Base number*100

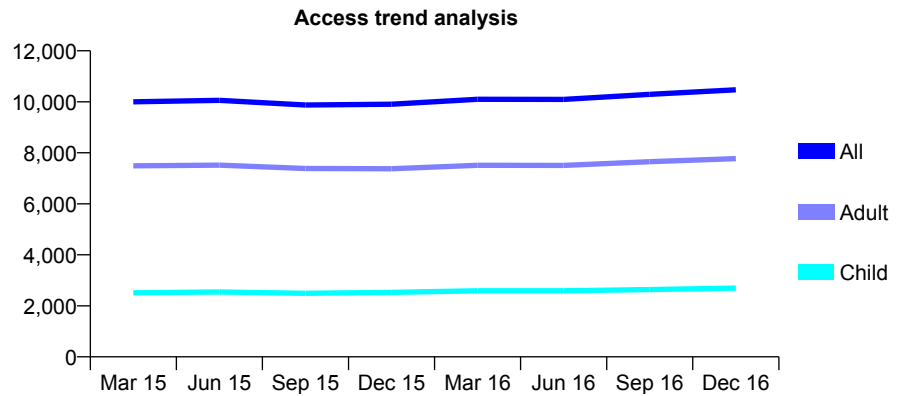
Q68 - Vital Signs At a Glance Contract Report for 117900/0002 - December 2016

Name or company name	Northdene Services Limited
Contract type name	GDS Contract
Purpose of contract	General
Contract start date	01/04/2007
Contract end date	

16/17 Contracted general activity (UDA)	28,218
Carry forward general activity (UDA)	668
16/17 Contracted orthodontic activity (UOA)	0
Carry forward orthodontic activity (UOA)	0
Baseline contract value	£749,699.73

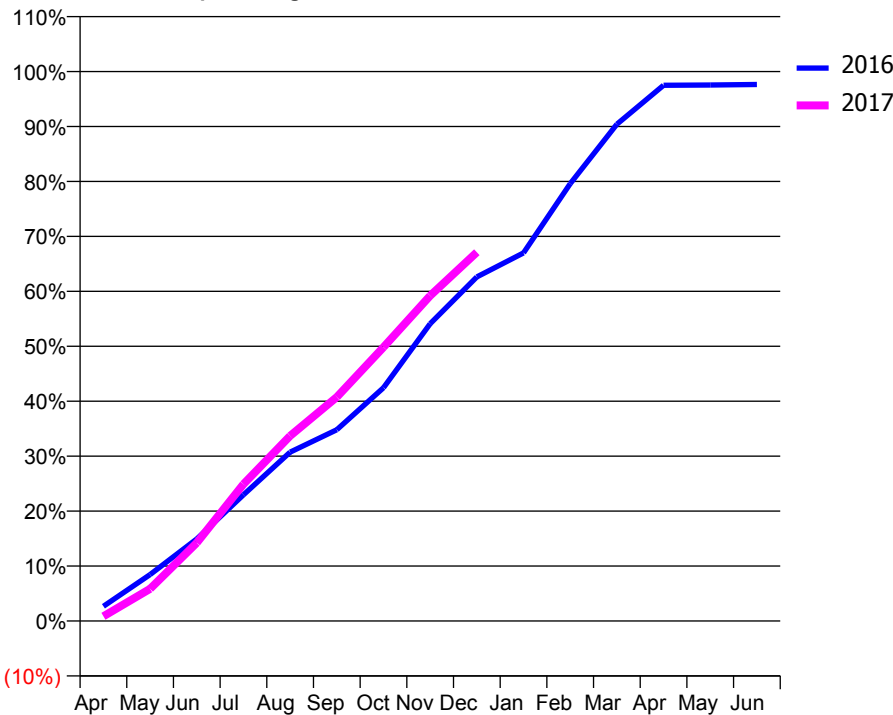
ACCESS*

Patients seen in 24 months	Total	Change since previous quarter
Quarter ending December 2015	9,904	
Quarter ending March 2016	10,101	→
Quarter ending June 2016	10,094	→
Quarter ending September 2016	10,291	→
Quarter ending December 2016	10,468	→
Variance since December 2015	5.7%	↑



ACTIVITY

Cumulative percentage of contracted UDA delivered 2016 & 2017



Month	Adjusted Scheduled Activity (UDA)	
	2016	2017
April	760	242
May	2,389	1,656
June	4,214	4,016
July	6,478	7,031
August	8,675	9,507
September	9,821	11,504
October	11,981	14,059
November	15,266	16,704
December	17,673	18,934
January	18,902	
February	22,458	
March	25,514	
April	27,509	
May	27,521	
June	27,550	

QUALITY

	Quantity	Base Number	Contract	AT	Region	England
% of FP17s for the same patient ID Re-attending within 3 months - Children	160	2,576	6.2%	9.9%	11.9%	12.4%
% of FP17s for the same patient ID Re-attending within 3 months - Adults	866	6,823	12.7%	15.8%	16.5%	16.6%
% of FP17s for the same patient ID Re-attending between 3 & 9 months - Children	1,308	2,576	50.8%	59.0%	60.2%	57.5%
% of FP17s for the same patient ID Re-attending between 3 & 9 months - Adults	3,097	6,823	45.4%	51.0%	52.0%	50.4%
% of FP17s for Band 1 Urgent Courses	513	8,654	5.9%	9.5%	9.5%	9.1%
% of FP17s Relating to Free Repair or Replacements	66	8,654	0.8%	0.6%	0.7%	0.8%
% of FP17s Relating to Continuations	181	8,654	2.1%	1.1%	1.2%	1.3%
% of Patients satisfied with the dentistry they have received	18	18	100.0%	92.5%	92.9%	92.7%
% of Patients satisfied with the time they had to wait for an appointment	18	18	100.0%	89.3%	88.8%	88.8%

* This is based on patients treated on this contract for their most recent course of treatment. Figures in italics indicate the base number of FP17s or Patient Questionnaire responses are less than 100. N/A is shown where the base number of responses is less than 10 during the period. % is calculated as Quantity/Base number*100

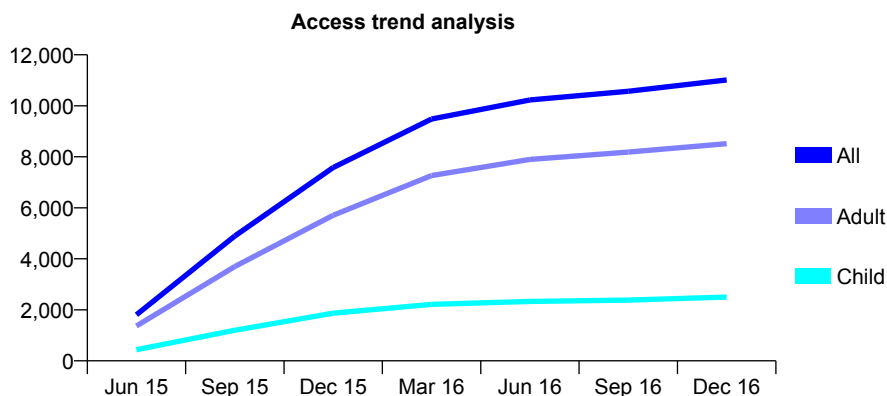
Q68 - Vital Signs At a Glance Contract Report for 117986/0001 - December 2016

Name or company name	Mr S H Sachedina and Mr M O'Hara
Contract type name	GDS Contract
Purpose of contract	General
Contract start date	01/05/2015
Contract end date	

16/17 Contracted general activity (UDA)	29,663
Carry forward general activity (UDA)	0
16/17 Contracted orthodontic activity (UOA)	0
Carry forward orthodontic activity (UOA)	0
Baseline contract value	£733,294.28

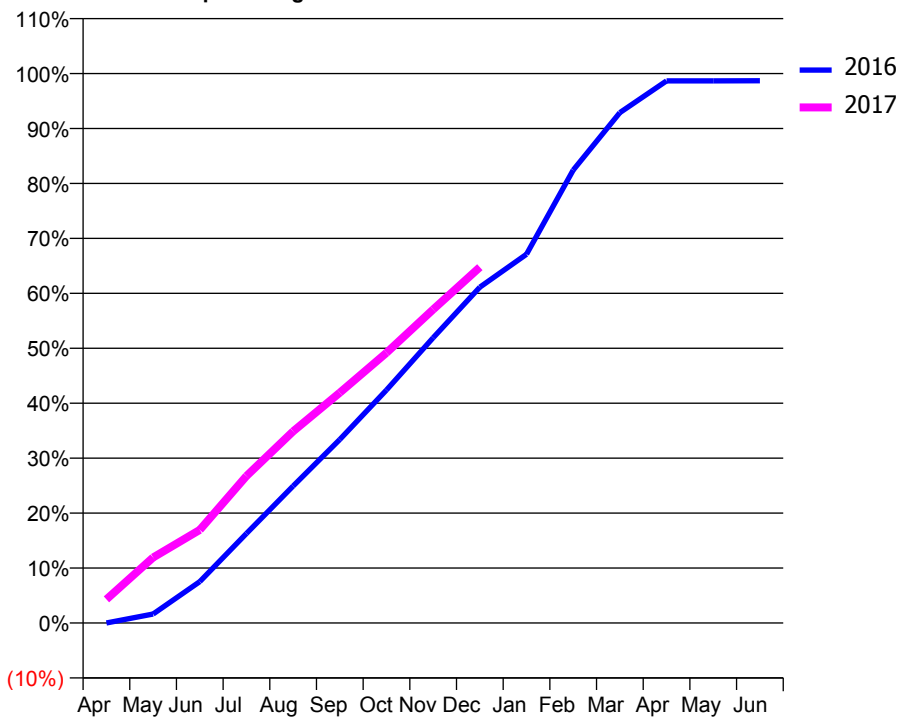
ACCESS*

Patients seen in 24 months	Total	Change since previous quarter
Quarter ending December 2015	7,578	
Quarter ending March 2016	9,480	↑
Quarter ending June 2016	10,228	↑
Quarter ending September 2016	10,572	↑
Quarter ending December 2016	11,016	↑
Variance since December 2015	45.4%	↑



ACTIVITY

Cumulative percentage of contracted UDA delivered 2016 & 2017



Month	Adjusted Scheduled Activity (UDA)	
	2016	2017
April	0	1,274
May	448	3,541
June	2,051	5,029
July	4,434	7,937
August	6,781	10,345
September	9,083	12,435
October	11,533	14,587
November	14,117	16,930
December	16,616	19,205
January	18,250	
February	22,414	
March	25,257	
April	26,829	
May	26,826	
June	26,835	

QUALITY

	Quantity	Base Number	Contract	AT	Region	England
% of FP17s for the same patient ID Re-attending within 3 months - Children	170	3,012	5.6%	9.9%	11.9%	12.4%
% of FP17s for the same patient ID Re-attending within 3 months - Adults	1,357	9,095	14.9%	15.8%	16.5%	16.6%
% of FP17s for the same patient ID Re-attending between 3 & 9 months - Children	1,821	3,012	60.5%	59.0%	60.2%	57.5%
% of FP17s for the same patient ID Re-attending between 3 & 9 months - Adults	4,589	9,095	50.5%	51.0%	52.0%	50.4%
% of FP17s for Band 1 Urgent Courses	1,102	11,290	9.8%	9.5%	9.5%	9.1%
% of FP17s Relating to Free Repair or Replacements	183	11,290	1.6%	0.6%	0.7%	0.8%
% of FP17s Relating to Continuations	26	11,290	0.2%	1.1%	1.2%	1.3%
% of Patients satisfied with the dentistry they have received	13	14	92.9%	92.5%	92.9%	92.7%
% of Patients satisfied with the time they had to wait for an appointment	12	14	85.7%	89.3%	88.8%	88.8%

* This is based on patients treated on this contract for their most recent course of treatment. Figures in italics indicate the base number of FP17s or Patient Questionnaire responses are less than 100. N/A is shown where the base number of responses is less than 10 during the period. % is calculated as Quantity/Base number*100

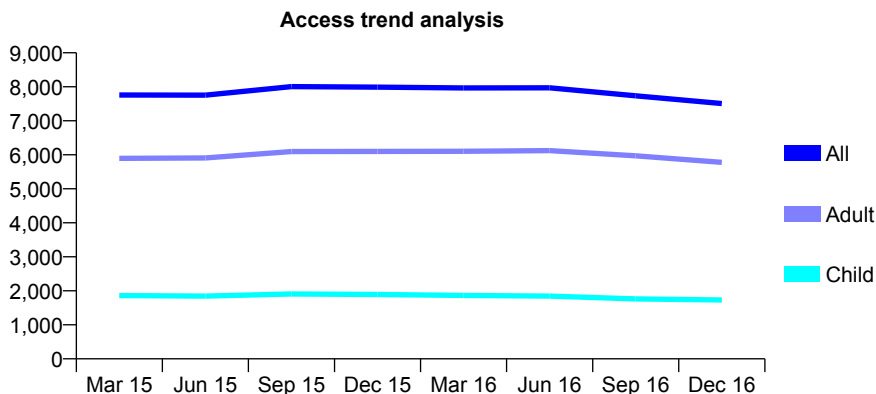
Q68 - Vital Signs At a Glance Contract Report for 119296/0001 - December 2016

Name or company name	Pearl Dental Studios Limited
Contract type name	GDS Contract
Purpose of contract	General
Contract start date	01/04/2011
Contract end date	

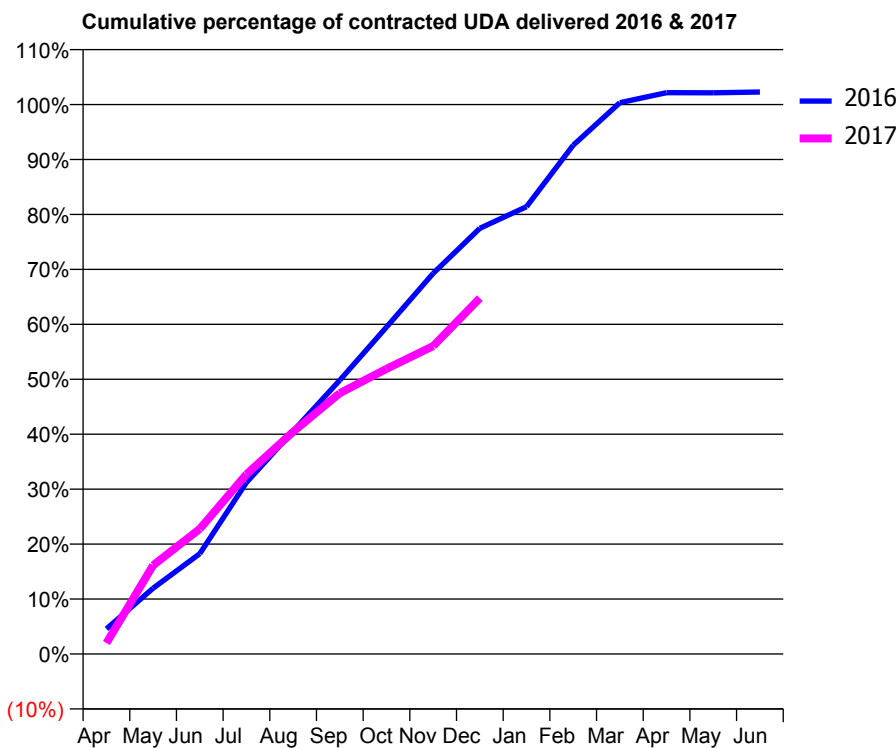
16/17 Contracted general activity (UDA)	19,000
Carry forward general activity (UDA)	-380
16/17 Contracted orthodontic activity (UOA)	0
Carry forward orthodontic activity (UOA)	0
Baseline contract value	£518,652.56

ACCESS*

Patients seen in 24 months	Total	Change since previous quarter
Quarter ending December 2015	7,991	
Quarter ending March 2016	7,967	→
Quarter ending June 2016	7,970	→
Quarter ending September 2016	7,734	↓
Quarter ending December 2016	7,509	↓
Variance since December 2015	(6.0%)	↓



ACTIVITY



Month	Adjusted Scheduled Activity (UDA)	
	2016	2017
April	870	380
May	2,277	3,067
June	3,469	4,328
July	5,930	6,219
August	7,707	7,683
September	9,466	9,021
October	11,302	9,858
November	13,159	10,648
December	14,718	12,306
January	15,468	
February	17,593	
March	19,064	
April	19,407	
May	19,405	
June	19,431	

QUALITY

	Quantity	Base Number	Contract	AT	Region	England
% of FP17s for the same patient ID Re-attending within 3 months - Children	104	1,412	7.4%	9.9%	11.9%	12.4%
% of FP17s for the same patient ID Re-attending within 3 months - Adults	982	4,804	20.4%	15.8%	16.5%	16.6%
% of FP17s for the same patient ID Re-attending between 3 & 9 months - Children	573	1,412	40.6%	59.0%	60.2%	57.5%
% of FP17s for the same patient ID Re-attending between 3 & 9 months - Adults	1,695	4,804	35.3%	51.0%	52.0%	50.4%
% of FP17s for Band 1 Urgent Courses	859	5,192	16.5%	9.5%	9.5%	9.1%
% of FP17s Relating to Free Repair or Replacements	40	5,192	0.8%	0.6%	0.7%	0.8%
% of FP17s Relating to Continuations	9	5,192	0.2%	1.1%	1.2%	1.3%
% of Patients satisfied with the dentistry they have received	6	6	N/A	92.5%	92.9%	92.7%
% of Patients satisfied with the time they had to wait for an appointment	6	6	N/A	89.3%	88.8%	88.8%

* This is based on patients treated on this contract for their most recent course of treatment. Figures in italics indicate the base number of FP17s or Patient Questionnaire responses are less than 100. N/A is shown where the base number of responses is less than 10 during the period. % is calculated as Quantity/Base number*100

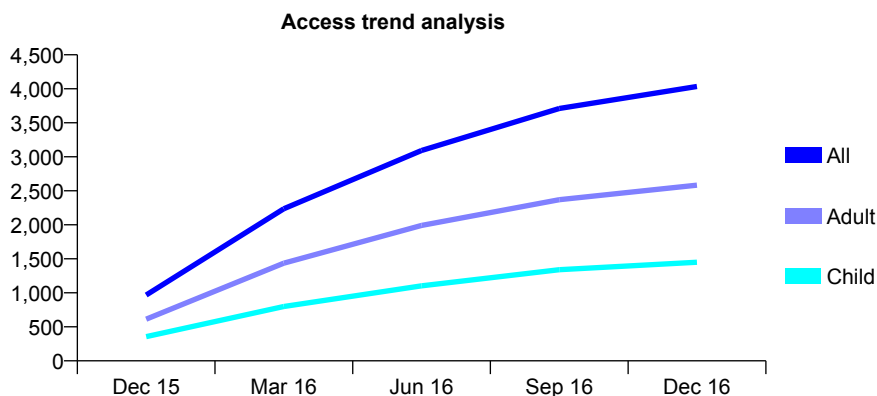
Q68 - Vital Signs At a Glance Contract Report for 120545/0001 - December 2016

Name or company name	Henfield Dental Surgery Partnership
Contract type name	GDS Contract
Purpose of contract	General
Contract start date	31/10/2015
Contract end date	

16/17 Contracted general activity (UDA)	13,000
Carry forward general activity (UDA)	-138
16/17 Contracted orthodontic activity (UOA)	0
Carry forward orthodontic activity (UOA)	0
Baseline contract value	£340,074.31

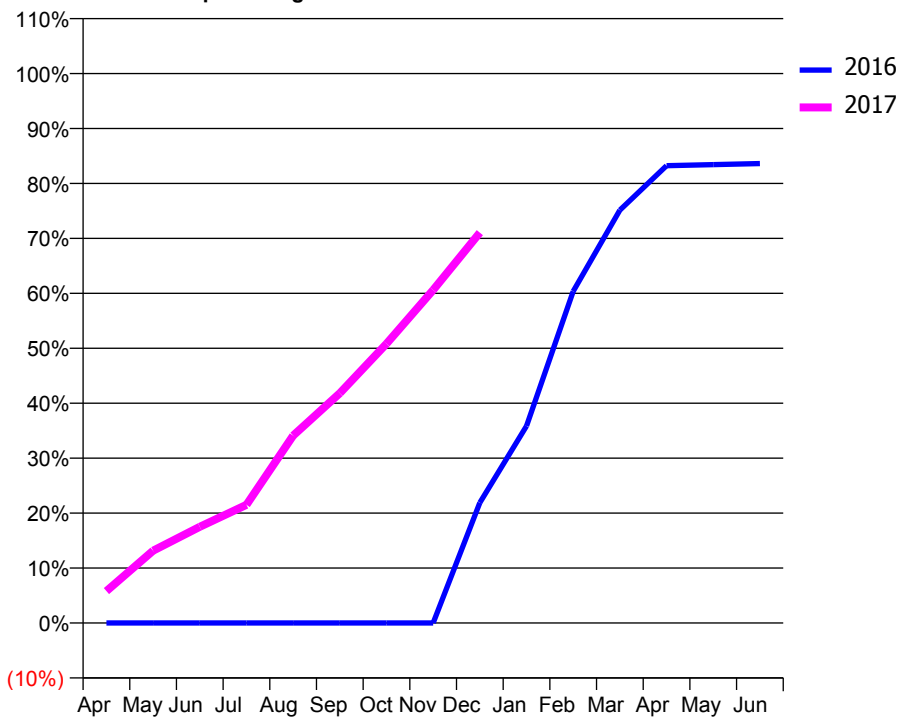
ACCESS*

Patients seen in 24 months	Total	Change since previous quarter
Quarter ending December 2015	968	
Quarter ending March 2016	2,236	↑
Quarter ending June 2016	3,093	↑
Quarter ending September 2016	3,710	↑
Quarter ending December 2016	4,034	↑
Variance since December 2015	316.7%	↑



ACTIVITY

Cumulative percentage of contracted UDA delivered 2016 & 2017



Month	Adjusted Scheduled Activity (UDA)	
	2016	2017
April	0	756
May	0	1,713
June	0	2,275
July	0	2,796
August	0	4,434
September	0	5,436
October	0	6,607
November	0	7,878
December	1,186	9,236
January	1,942	
February	3,270	
March	4,070	
April	4,508	
May	4,518	
June	4,529	

QUALITY

	Quantity	Base Number	Contract	AT	Region	England
% of FP17s for the same patient ID Re-attending within 3 months - Children	142	1,821	7.8%	9.9%	11.9%	12.4%
% of FP17s for the same patient ID Re-attending within 3 months - Adults	521	3,381	15.4%	15.8%	16.5%	16.6%
% of FP17s for the same patient ID Re-attending between 3 & 9 months - Children	803	1,821	44.1%	59.0%	60.2%	57.5%
% of FP17s for the same patient ID Re-attending between 3 & 9 months - Adults	1,521	3,381	45.0%	51.0%	52.0%	50.4%
% of FP17s for Band 1 Urgent Courses	314	4,941	6.4%	9.5%	9.5%	9.1%
% of FP17s Relating to Free Repair or Replacements	10	4,941	0.2%	0.6%	0.7%	0.8%
% of FP17s Relating to Continuations	79	4,941	1.6%	1.1%	1.2%	1.3%
% of Patients satisfied with the dentistry they have received	5	6	N/A	92.5%	92.9%	92.7%
% of Patients satisfied with the time they had to wait for an appointment	6	6	N/A	89.3%	88.8%	88.8%

* This is based on patients treated on this contract for their most recent course of treatment. Figures in italics indicate the base number of FP17s or Patient Questionnaire responses are less than 100. N/A is shown where the base number of responses is less than 10 during the period. % is calculated as Quantity/Base number*100

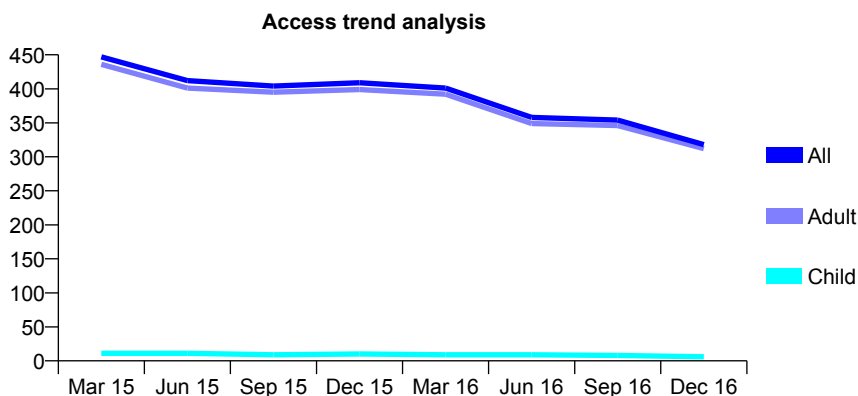
Q68 - Vital Signs At a Glance Contract Report for 121371/0001 - December 2016

Name or company name	Sussex Community NHS Trust
Contract type name	PDS Contract
Purpose of contract	General
Contract start date	01/04/2011
Contract end date	31/03/2017

16/17 Contracted general activity (UDA)	2,000
Carry forward general activity (UDA)	0
16/17 Contracted orthodontic activity (UOA)	0
Carry forward orthodontic activity (UOA)	0
Baseline contract value	£2,200,206.39

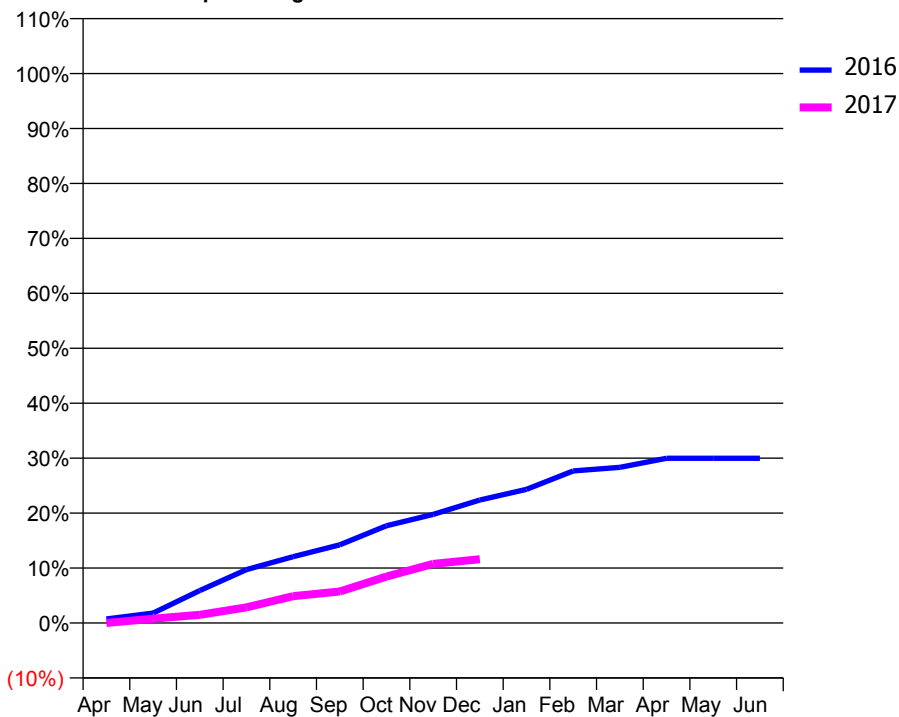
ACCESS*

Patients seen in 24 months	Total	Change since previous quarter
Quarter ending December 2015	409	
Quarter ending March 2016	401	↓
Quarter ending June 2016	358	↓
Quarter ending September 2016	354	↓
Quarter ending December 2016	318	↓
Variance since December 2015	(22.2%)	↓



ACTIVITY

Cumulative percentage of contracted UDA delivered 2016 & 2017



Month	Adjusted Scheduled Activity (UDA)	
	2016	2017
April	15	0
May	36	16
June	118	30
July	194	57
August	242	98
September	285	115
October	354	169
November	395	215
December	448	232
January	487	
February	554	
March	567	
April	600	
May	600	
June	600	

QUALITY

	Quantity	Base Number	Contract	AT	Region	England
% of FP17s for the same patient ID Re-attending within 3 months - Children	0	1	0.0%	9.9%	11.9%	12.4%
% of FP17s for the same patient ID Re-attending within 3 months - Adults	4	108	3.7%	15.8%	16.5%	16.6%
% of FP17s for the same patient ID Re-attending between 3 & 9 months - Children	0	1	0.0%	59.0%	60.2%	57.5%
% of FP17s for the same patient ID Re-attending between 3 & 9 months - Adults	8	108	7.4%	51.0%	52.0%	50.4%
% of FP17s for Band 1 Urgent Courses	2	92	2.2%	9.5%	9.5%	9.1%
% of FP17s Relating to Free Repair or Replacements	0	92	0.0%	0.6%	0.7%	0.8%
% of FP17s Relating to Continuations	1	92	1.1%	1.1%	1.2%	1.3%
% of Patients satisfied with the dentistry they have received	1	1	N/A	92.5%	92.9%	92.7%
% of Patients satisfied with the time they had to wait for an appointment	1	1	N/A	89.3%	88.8%	88.8%

* This is based on patients treated on this contract for their most recent course of treatment. Figures in italics indicate the base number of FP17s or Patient Questionnaire responses are less than 100. N/A is shown where the base number of responses is less than 10 during the period. % is calculated as Quantity/Base number*100

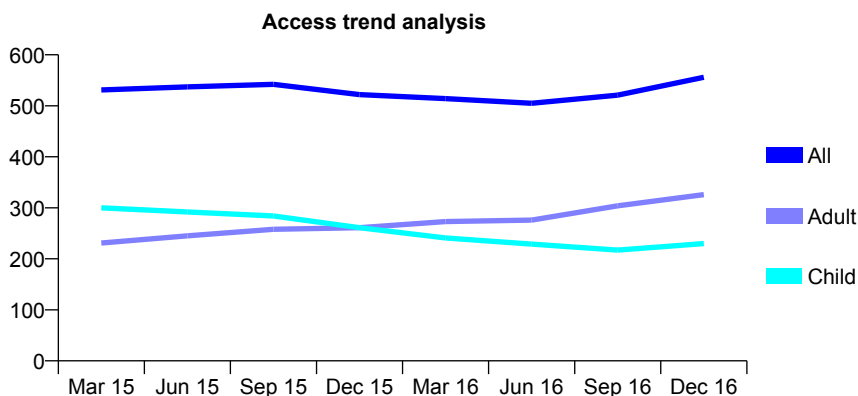
Q68 - Vital Signs At a Glance Contract Report for 121371/0002 - December 2016

Name or company name	Sussex Community NHS Trust
Contract type name	PDS Contract
Purpose of contract	General
Contract start date	01/04/2011
Contract end date	31/03/2017

16/17 Contracted general activity (UDA)	1,600
Carry forward general activity (UDA)	0
16/17 Contracted orthodontic activity (UOA)	0
Carry forward orthodontic activity (UOA)	0
Baseline contract value	£34,887.29

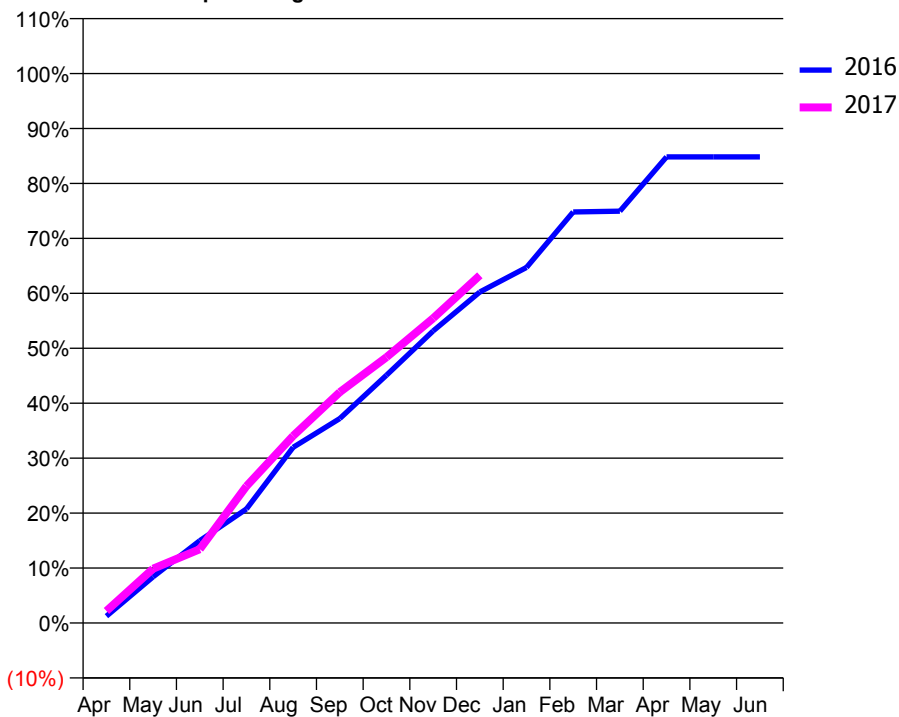
ACCESS*

Patients seen in 24 months	Total	Change since previous quarter
Quarter ending December 2015	522	
Quarter ending March 2016	514	↓
Quarter ending June 2016	505	↓
Quarter ending September 2016	521	↑
Quarter ending December 2016	556	↑
Variance since December 2015	6.5%	↑



ACTIVITY

Cumulative percentage of contracted UDA delivered 2016 & 2017



Month	Adjusted Scheduled Activity (UDA)	
	2016	2017
April	20	35
May	135	158
June	240	215
July	332	398
August	511	545
September	595	672
October	722	774
November	851	887
December	964	1,012
January	1,035	
February	1,197	
March	1,199	
April	1,357	
May	1,357	
June	1,357	

QUALITY

	Quantity	Base Number	Contract	AT	Region	England
% of FP17s for the same patient ID Re-attending within 3 months - Children	16	308	5.2%	9.9%	11.9%	12.4%
% of FP17s for the same patient ID Re-attending within 3 months - Adults	27	303	8.9%	15.8%	16.5%	16.6%
% of FP17s for the same patient ID Re-attending between 3 & 9 months - Children	89	308	28.9%	59.0%	60.2%	57.5%
% of FP17s for the same patient ID Re-attending between 3 & 9 months - Adults	149	303	49.2%	51.0%	52.0%	50.4%
% of FP17s for Band 1 Urgent Courses	22	510	4.3%	9.5%	9.5%	9.1%
% of FP17s Relating to Free Repair or Replacements	1	510	0.2%	0.6%	0.7%	0.8%
% of FP17s Relating to Continuations	1	510	0.2%	1.1%	1.2%	1.3%
% of Patients satisfied with the dentistry they have received	1	1	N/A	92.5%	92.9%	92.7%
% of Patients satisfied with the time they had to wait for an appointment	1	1	N/A	89.3%	88.8%	88.8%

* This is based on patients treated on this contract for their most recent course of treatment. Figures in italics indicate the base number of FP17s or Patient Questionnaire responses are less than 100. N/A is shown where the base number of responses is less than 10 during the period. % is calculated as Quantity/Base number*100

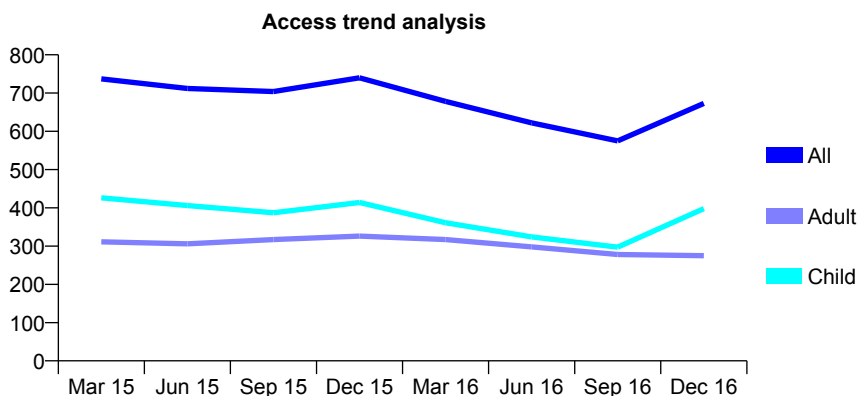
Q68 - Vital Signs At a Glance Contract Report for 121371/0004 - December 2016

Name or company name	Sussex Community NHS Trust
Contract type name	PDS Contract
Purpose of contract	General
Contract start date	01/04/2011
Contract end date	31/03/2017

16/17 Contracted general activity (UDA)	2,450
Carry forward general activity (UDA)	0
16/17 Contracted orthodontic activity (UOA)	0
Carry forward orthodontic activity (UOA)	0
Baseline contract value	£68,915.75

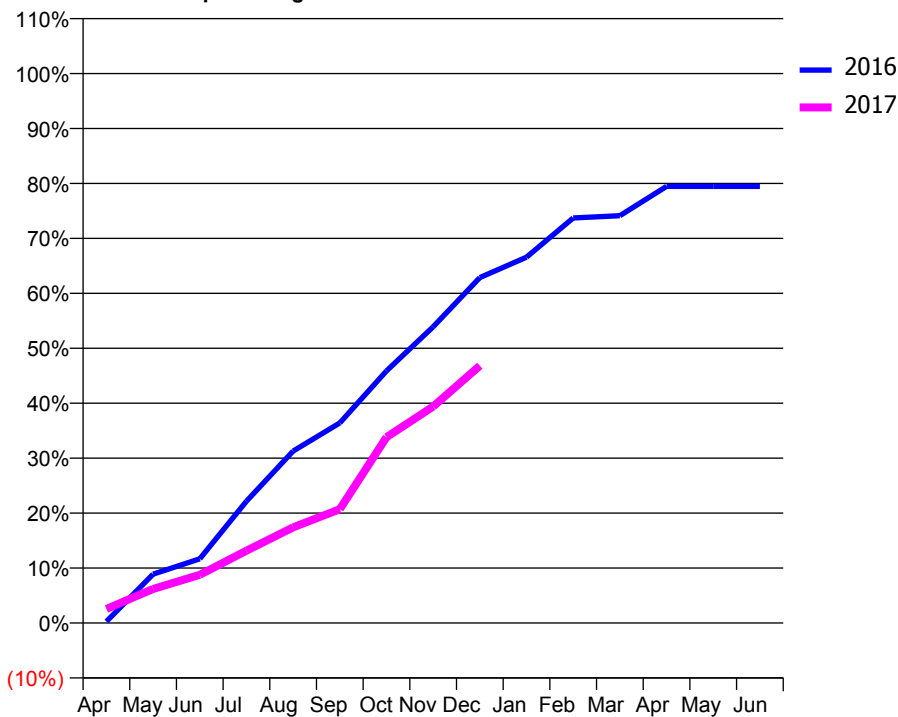
ACCESS*

Patients seen in 24 months	Total	Change since previous quarter
Quarter ending December 2015	740	
Quarter ending March 2016	678	↓
Quarter ending June 2016	622	↓
Quarter ending September 2016	575	↓
Quarter ending December 2016	673	↑
Variance since December 2015	(9.1%)	↓



ACTIVITY

Cumulative percentage of contracted UDA delivered 2016 & 2017



Month	Adjusted Scheduled Activity (UDA)	
	2016	2017
April	7	63
May	218	152
June	286	215
July	543	322
August	766	426
September	892	507
October	1,124	829
November	1,321	965
December	1,540	1,147
January	1,631	
February	1,806	
March	1,816	
April	1,947	
May	1,947	
June	1,947	

QUALITY

	Quantity	Base Number	Contract	AT	Region	England
% of FP17s for the same patient ID Re-attending within 3 months - Children	33	410	8.0%	9.9%	11.9%	12.4%
% of FP17s for the same patient ID Re-attending within 3 months - Adults	37	229	16.2%	15.8%	16.5%	16.6%
% of FP17s for the same patient ID Re-attending between 3 & 9 months - Children	90	410	22.0%	59.0%	60.2%	57.5%
% of FP17s for the same patient ID Re-attending between 3 & 9 months - Adults	107	229	46.7%	51.0%	52.0%	50.4%
% of FP17s for Band 1 Urgent Courses	6	553	1.1%	9.5%	9.5%	9.1%
% of FP17s Relating to Free Repair or Replacements	0	553	0.0%	0.6%	0.7%	0.8%
% of FP17s Relating to Continuations	1	553	0.2%	1.1%	1.2%	1.3%
% of Patients satisfied with the dentistry they have received	0	0	N/A	92.5%	92.9%	92.7%
% of Patients satisfied with the time they had to wait for an appointment	0	0	N/A	89.3%	88.8%	88.8%

* This is based on patients treated on this contract for their most recent course of treatment. Figures in italics indicate the base number of FP17s or Patient Questionnaire responses are less than 100. N/A is shown where the base number of responses is less than 10 during the period. % is calculated as Quantity/Base number*100

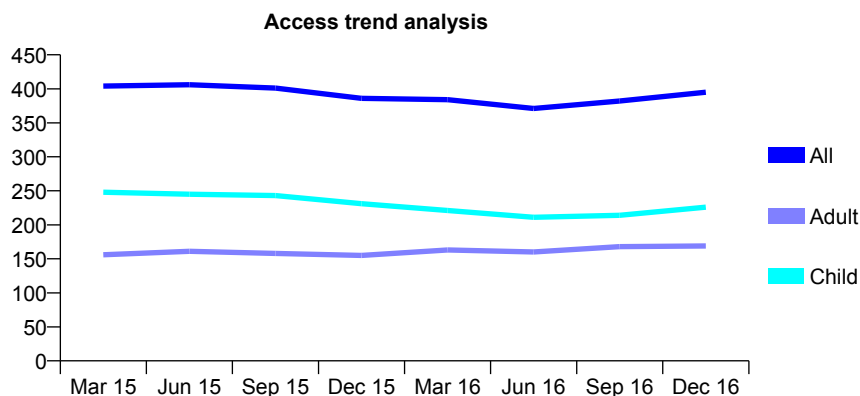
Q68 - Vital Signs At a Glance Contract Report for 121371/0005 - December 2016

Name or company name	Sussex Community NHS Trust
Contract type name	PDS Contract
Purpose of contract	General
Contract start date	01/04/2011
Contract end date	31/03/2017

16/17 Contracted general activity (UDA)	760
Carry forward general activity (UDA)	0
16/17 Contracted orthodontic activity (UOA)	0
Carry forward orthodontic activity (UOA)	0
Baseline contract value	£14,519.53

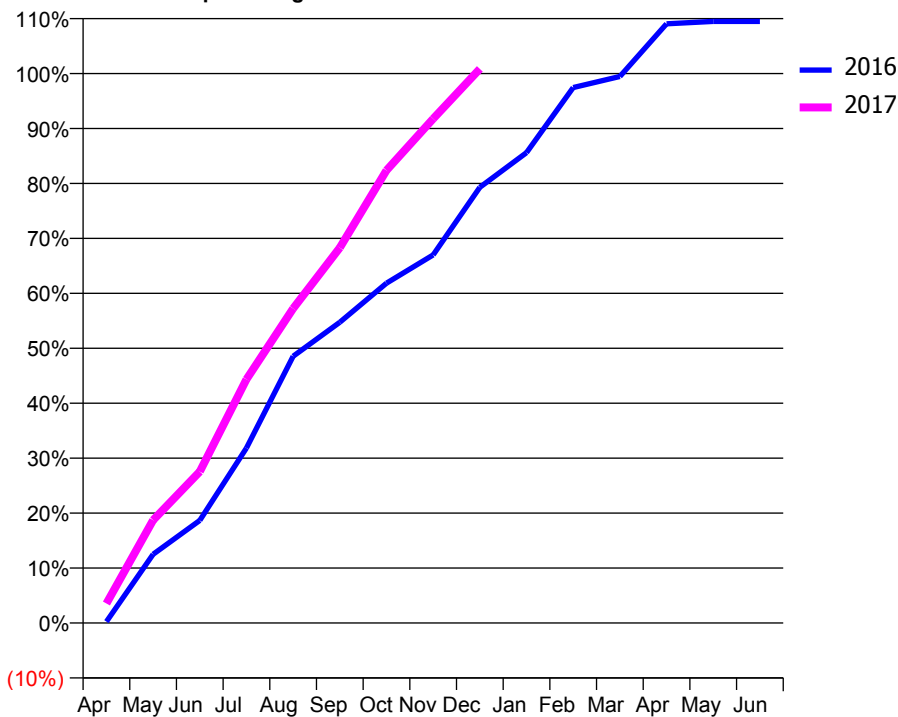
ACCESS*

Patients seen in 24 months	Total	Change since previous quarter
Quarter ending December 2015	386	
Quarter ending March 2016	384	→
Quarter ending June 2016	371	↓
Quarter ending September 2016	382	↑
Quarter ending December 2016	395	↑
Variance since December 2015	2.3%	↑



ACTIVITY

Cumulative percentage of contracted UDA delivered 2016 & 2017



Month	Adjusted Scheduled Activity (UDA)	
	2016	2017
April	2	27
May	95	142
June	142	209
July	242	337
August	369	435
September	416	519
October	470	626
November	509	697
December	603	766
January	651	
February	741	
March	756	
April	829	
May	832	
June	832	

QUALITY

	Quantity	Base Number	Contract	AT	Region	England
% of FP17s for the same patient ID Re-attending within 3 months - Children	14	276	5.1%	9.9%	11.9%	12.4%
% of FP17s for the same patient ID Re-attending within 3 months - Adults	19	169	11.2%	15.8%	16.5%	16.6%
% of FP17s for the same patient ID Re-attending between 3 & 9 months - Children	73	276	26.4%	59.0%	60.2%	57.5%
% of FP17s for the same patient ID Re-attending between 3 & 9 months - Adults	82	169	48.5%	51.0%	52.0%	50.4%
% of FP17s for Band 1 Urgent Courses	7	402	1.7%	9.5%	9.5%	9.1%
% of FP17s Relating to Free Repair or Replacements	0	402	0.0%	0.6%	0.7%	0.8%
% of FP17s Relating to Continuations	4	402	1.0%	1.1%	1.2%	1.3%
% of Patients satisfied with the dentistry they have received	0	0	N/A	92.5%	92.9%	92.7%
% of Patients satisfied with the time they had to wait for an appointment	0	0	N/A	89.3%	88.8%	88.8%

* This is based on patients treated on this contract for their most recent course of treatment. Figures in italics indicate the base number of FP17s or Patient Questionnaire responses are less than 100. N/A is shown where the base number of responses is less than 10 during the period. % is calculated as Quantity/Base number*100

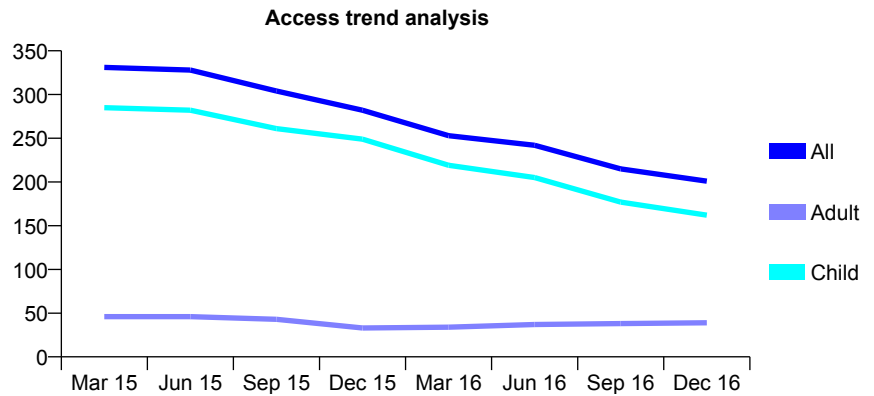
Q68 - Vital Signs At a Glance Contract Report for 121371/0006 - December 2016

Name or company name	Sussex Community NHS Trust
Contract type name	PDS Contract
Purpose of contract	General
Contract start date	01/04/2011
Contract end date	31/03/2017

16/17 Contracted general activity (UDA)	570
Carry forward general activity (UDA)	0
16/17 Contracted orthodontic activity (UOA)	0
Carry forward orthodontic activity (UOA)	0
Baseline contract value	£12,525.49

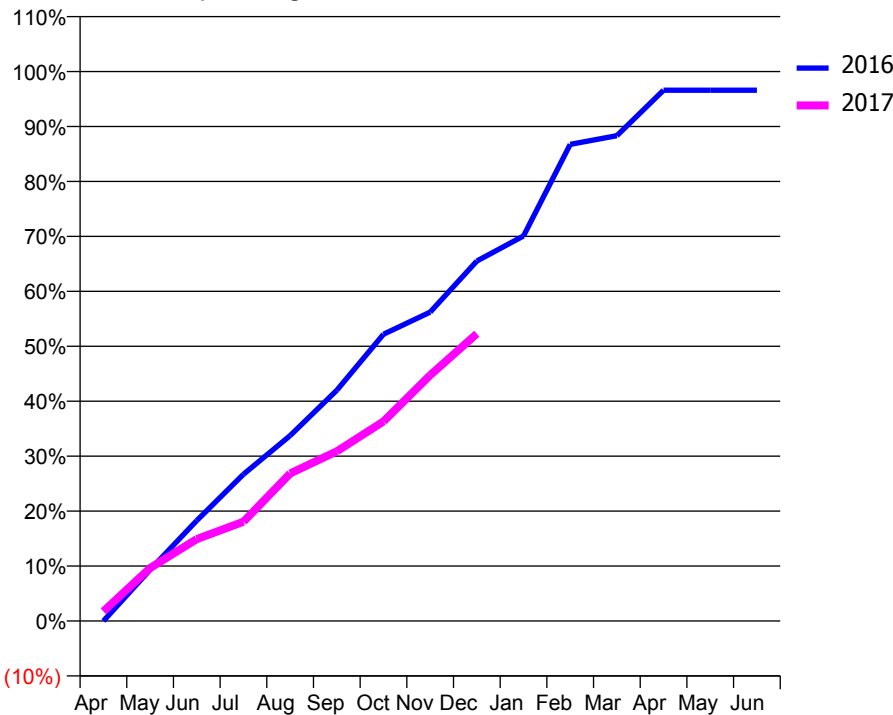
ACCESS*

Patients seen in 24 months	Total	Change since previous quarter
Quarter ending December 2015	282	
Quarter ending March 2016	253	↓
Quarter ending June 2016	242	↓
Quarter ending September 2016	215	↓
Quarter ending December 2016	201	↓
Variance since December 2015	(28.7%)	↓



ACTIVITY

Cumulative percentage of contracted UDA delivered 2016 & 2017



Month	2016	2017
April	0	10
May	53	55
June	104	85
July	152	103
August	192	153
September	239	176
October	297	207
November	320	255
December	373	298
January	399	
February	494	
March	503	
April	551	
May	551	
June	551	

QUALITY

	Quantity	Base Number	Contract	AT	Region	England
% of FP17s for the same patient ID Re-attending within 3 months - Children	10	158	6.3%	9.9%	11.9%	12.4%
% of FP17s for the same patient ID Re-attending within 3 months - Adults	1	23	4.3%	15.8%	16.5%	16.6%
% of FP17s for the same patient ID Re-attending between 3 & 9 months - Children	32	158	20.3%	59.0%	60.2%	57.5%
% of FP17s for the same patient ID Re-attending between 3 & 9 months - Adults	10	23	43.5%	51.0%	52.0%	50.4%
% of FP17s for Band 1 Urgent Courses	0	158	0.0%	9.5%	9.5%	9.1%
% of FP17s Relating to Free Repair or Replacements	0	158	0.0%	0.6%	0.7%	0.8%
% of FP17s Relating to Continuations	0	158	0.0%	1.1%	1.2%	1.3%
% of Patients satisfied with the dentistry they have received	0	0	N/A	92.5%	92.9%	92.7%
% of Patients satisfied with the time they had to wait for an appointment	0	0	N/A	89.3%	88.8%	88.8%

* This is based on patients treated on this contract for their most recent course of treatment. Figures in italics indicate the base number of FP17s or Patient Questionnaire responses are less than 100. N/A is shown where the base number of responses is less than 10 during the period. % is calculated as Quantity/Base number*100

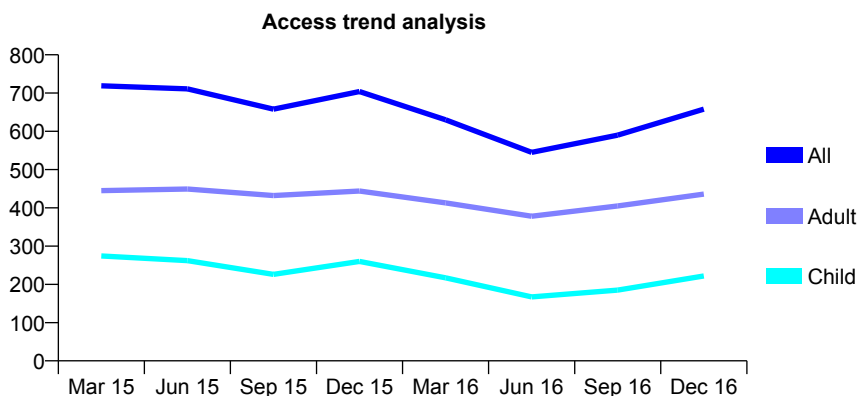
Q68 - Vital Signs At a Glance Contract Report for 121371/0007 - December 2016

Name or company name	Sussex Community NHS Trust
Contract type name	PDS Contract
Purpose of contract	General
Contract start date	01/04/2011
Contract end date	31/03/2017

16/17 Contracted general activity (UDA)	1,320
Carry forward general activity (UDA)	0
16/17 Contracted orthodontic activity (UOA)	0
Carry forward orthodontic activity (UOA)	0
Baseline contract value	£137,346.79

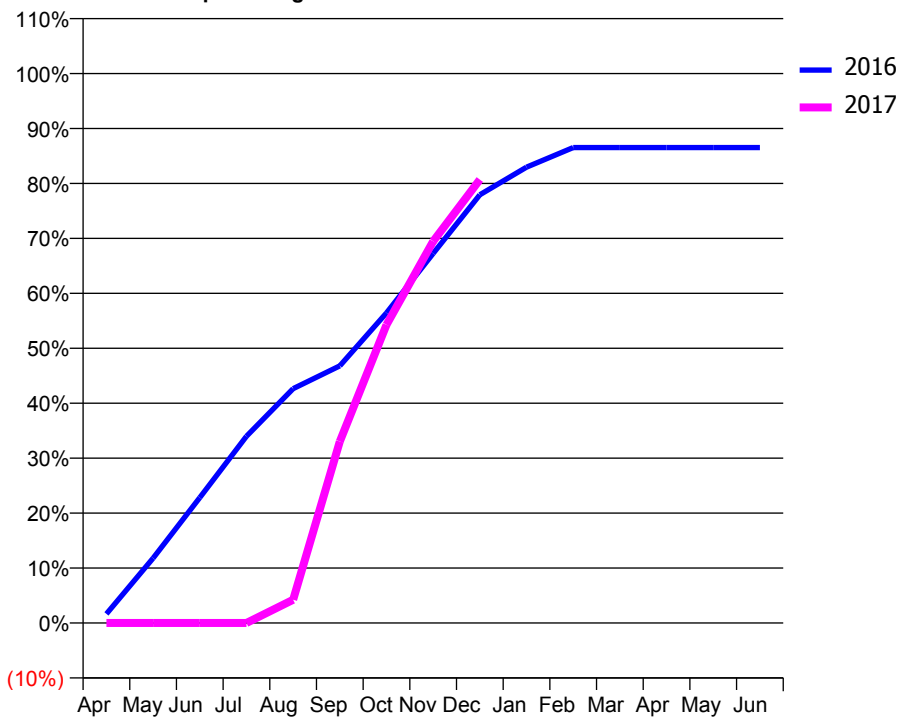
ACCESS*

Patients seen in 24 months	Total	Change since previous quarter
Quarter ending December 2015	704	
Quarter ending March 2016	630	↓
Quarter ending June 2016	545	↓
Quarter ending September 2016	590	↑
Quarter ending December 2016	658	↑
Variance since December 2015	(6.5%)	↓



ACTIVITY

Cumulative percentage of contracted UDA delivered 2016 & 2017



Month	Adjusted Scheduled Activity (UDA)	
	2016	2017
April	22	0
May	156	0
June	301	0
July	449	0
August	563	56
September	618	436
October	745	716
November	888	917
December	1,029	1,065
January	1,095	
February	1,142	
March	1,142	
April	1,142	
May	1,142	
June	1,142	

QUALITY

	Quantity	Base Number	Contract	AT	Region	England
% of FP17s for the same patient ID Re-attending within 3 months - Children	11	215	5.1%	9.9%	11.9%	12.4%
% of FP17s for the same patient ID Re-attending within 3 months - Adults	37	414	8.9%	15.8%	16.5%	16.6%
% of FP17s for the same patient ID Re-attending between 3 & 9 months - Children	26	215	12.1%	59.0%	60.2%	57.5%
% of FP17s for the same patient ID Re-attending between 3 & 9 months - Adults	132	414	31.9%	51.0%	52.0%	50.4%
% of FP17s for Band 1 Urgent Courses	16	566	2.8%	9.5%	9.5%	9.1%
% of FP17s Relating to Free Repair or Replacements	2	566	0.4%	0.6%	0.7%	0.8%
% of FP17s Relating to Continuations	0	566	0.0%	1.1%	1.2%	1.3%
% of Patients satisfied with the dentistry they have received	1	1	N/A	92.5%	92.9%	92.7%
% of Patients satisfied with the time they had to wait for an appointment	1	1	N/A	89.3%	88.8%	88.8%

* This is based on patients treated on this contract for their most recent course of treatment. Figures in italics indicate the base number of FP17s or Patient Questionnaire responses are less than 100. N/A is shown where the base number of responses is less than 10 during the period. % is calculated as Quantity/Base number*100

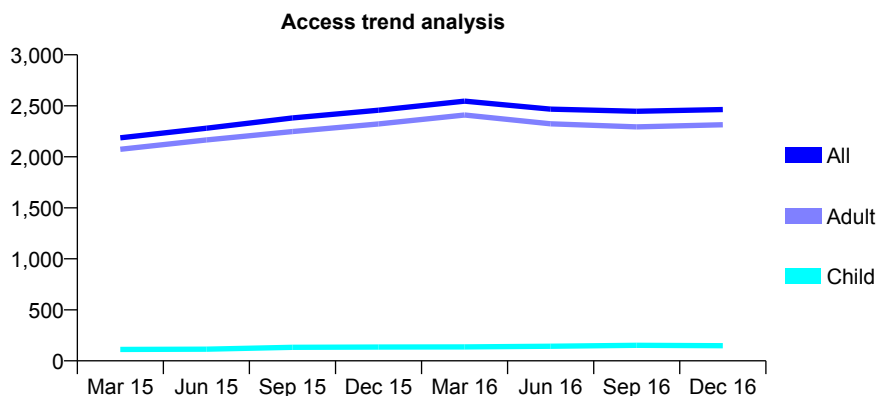
Q68 - Vital Signs At a Glance Contract Report for 121371/0009 - December 2016

Name or company name	Sussex Community NHS Trust
Contract type name	PDS Contract
Purpose of contract	General
Contract start date	01/04/2011
Contract end date	31/03/2017

16/17 Contracted general activity (UDA)	4,000
Carry forward general activity (UDA)	0
16/17 Contracted orthodontic activity (UOA)	0
Carry forward orthodontic activity (UOA)	0
Baseline contract value	£234,684.07

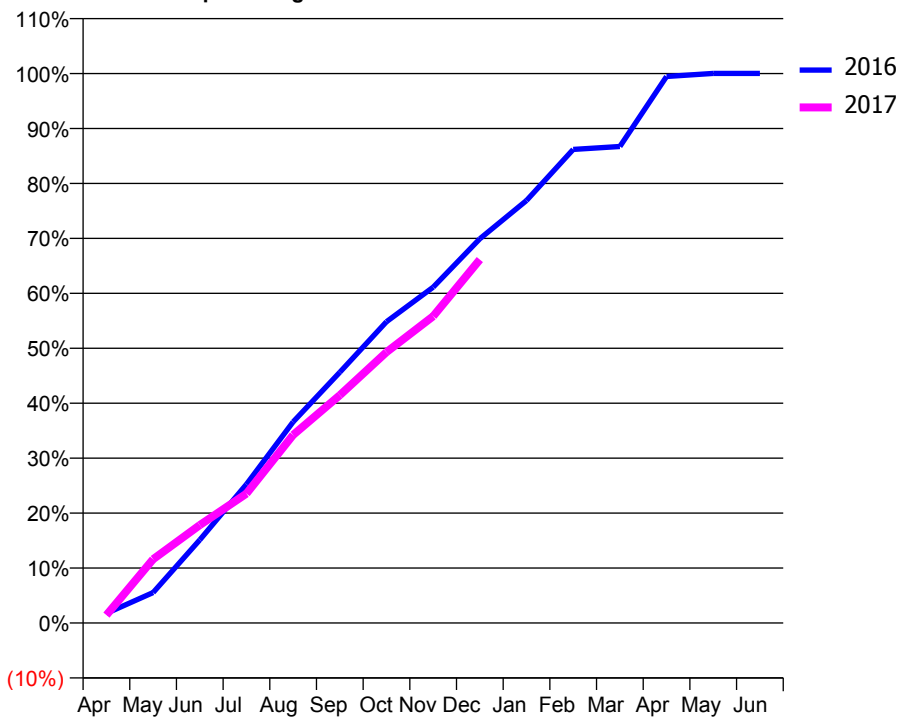
ACCESS*

Patients seen in 24 months	Total	Change since previous quarter
Quarter ending December 2015	2,457	
Quarter ending March 2016	2,546	↑
Quarter ending June 2016	2,467	↓
Quarter ending September 2016	2,446	→
Quarter ending December 2016	2,463	→
Variance since December 2015	0.2%	→



ACTIVITY

Cumulative percentage of contracted UDA delivered 2016 & 2017



Month	Adjusted Scheduled Activity (UDA)	
	2016	2017
April	71	58
May	222	464
June	605	713
July	1,010	942
August	1,464	1,369
September	1,825	1,658
October	2,194	1,972
November	2,444	2,233
December	2,797	2,646
January	3,076	
February	3,448	
March	3,469	
April	3,978	
May	4,001	
June	4,001	

QUALITY

	Quantity	Base Number	Contract	AT	Region	England
% of FP17s for the same patient ID Re-attending within 3 months - Children	7	249	2.8%	9.9%	11.9%	12.4%
% of FP17s for the same patient ID Re-attending within 3 months - Adults	148	2,402	6.2%	15.8%	16.5%	16.6%
% of FP17s for the same patient ID Re-attending between 3 & 9 months - Children	4	249	1.6%	59.0%	60.2%	57.5%
% of FP17s for the same patient ID Re-attending between 3 & 9 months - Adults	102	2,402	4.2%	51.0%	52.0%	50.4%
% of FP17s for Band 1 Urgent Courses	2,205	2,205	100.0%	9.5%	9.5%	9.1%
% of FP17s Relating to Free Repair or Replacements	0	2,205	0.0%	0.6%	0.7%	0.8%
% of FP17s Relating to Continuations	0	2,205	0.0%	1.1%	1.2%	1.3%
% of Patients satisfied with the dentistry they have received	3	3	N/A	92.5%	92.9%	92.7%
% of Patients satisfied with the time they had to wait for an appointment	3	3	N/A	89.3%	88.8%	88.8%

* This is based on patients treated on this contract for their most recent course of treatment. Figures in italics indicate the base number of FP17s or Patient Questionnaire responses are less than 100. N/A is shown where the base number of responses is less than 10 during the period. % is calculated as Quantity/Base number*100

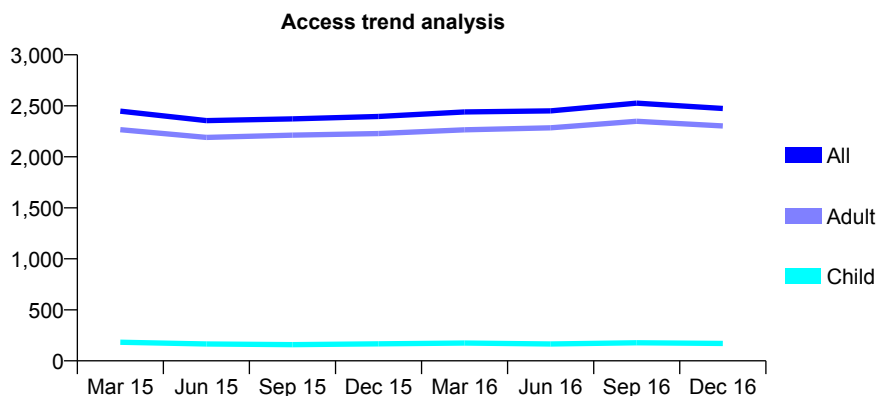
Q68 - Vital Signs At a Glance Contract Report for 121371/0010 - December 2016

Name or company name	Sussex Community NHS Trust
Contract type name	GDS Contract
Purpose of contract	General
Contract start date	01/04/2011
Contract end date	31/03/2017

16/17 Contracted general activity (UDA)	4,000
Carry forward general activity (UDA)	0
16/17 Contracted orthodontic activity (UOA)	0
Carry forward orthodontic activity (UOA)	0
Baseline contract value	£197,732.59

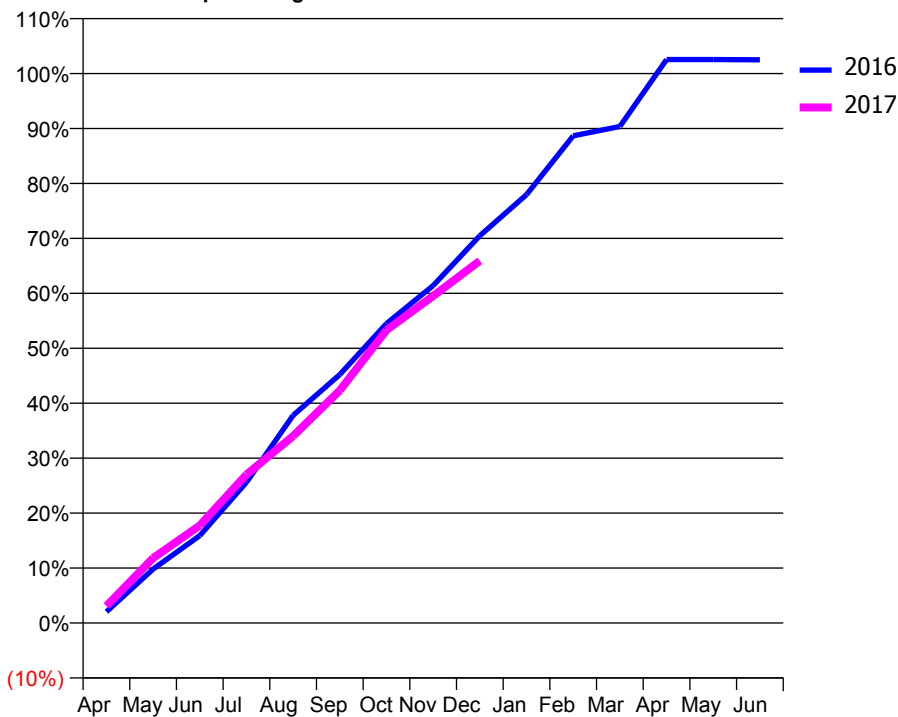
ACCESS*

Patients seen in 24 months	Total	Change since previous quarter
Quarter ending December 2015	2,395	
Quarter ending March 2016	2,440	→
Quarter ending June 2016	2,450	→
Quarter ending September 2016	2,526	↑
Quarter ending December 2016	2,474	↓
Variance since December 2015	3.3%	↑



ACTIVITY

Cumulative percentage of contracted UDA delivered 2016 & 2017



Month	Adjusted Scheduled Activity (UDA)	
	2016	2017
April	82	123
May	393	473
June	636	710
July	1,025	1,081
August	1,511	1,361
September	1,809	1,693
October	2,180	2,132
November	2,456	2,381
December	2,819	2,636
January	3,118	
February	3,546	
March	3,614	
April	4,101	
May	4,101	
June	4,100	

QUALITY

	Quantity	Base Number	Contract	AT	Region	England
% of FP17s for the same patient ID Re-attending within 3 months - Children	5	244	2.0%	9.9%	11.9%	12.4%
% of FP17s for the same patient ID Re-attending within 3 months - Adults	102	2,349	4.3%	15.8%	16.5%	16.6%
% of FP17s for the same patient ID Re-attending between 3 & 9 months - Children	5	244	2.0%	59.0%	60.2%	57.5%
% of FP17s for the same patient ID Re-attending between 3 & 9 months - Adults	81	2,349	3.4%	51.0%	52.0%	50.4%
% of FP17s for Band 1 Urgent Courses	2,167	2,185	99.2%	9.5%	9.5%	9.1%
% of FP17s Relating to Free Repair or Replacements	3	2,185	0.1%	0.6%	0.7%	0.8%
% of FP17s Relating to Continuations	1	2,185	0.0%	1.1%	1.2%	1.3%
% of Patients satisfied with the dentistry they have received	0	0	N/A	92.5%	92.9%	92.7%
% of Patients satisfied with the time they had to wait for an appointment	0	0	N/A	89.3%	88.8%	88.8%

* This is based on patients treated on this contract for their most recent course of treatment. Figures in italics indicate the base number of FP17s or Patient Questionnaire responses are less than 100. N/A is shown where the base number of responses is less than 10 during the period. % is calculated as Quantity/Base number*100

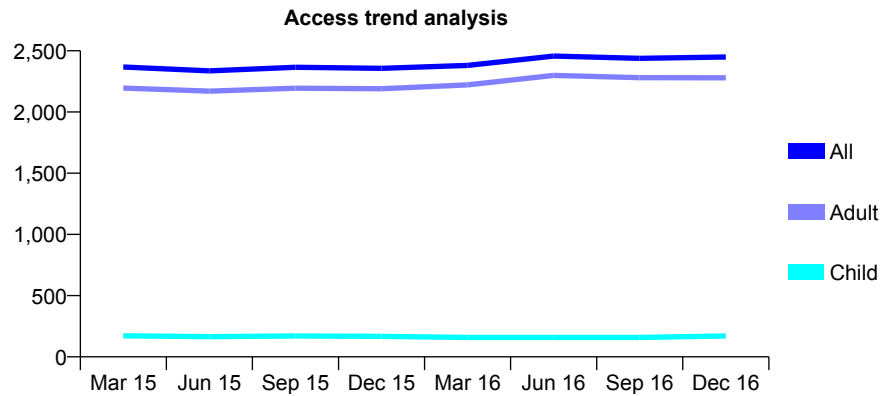
Q68 - Vital Signs At a Glance Contract Report for 121371/0011 - December 2016

Name or company name	Sussex Community NHS Trust
Contract type name	PDS Contract
Purpose of contract	General
Contract start date	01/04/2011
Contract end date	31/03/2017

16/17 Contracted general activity (UDA)	4,000
Carry forward general activity (UDA)	0
16/17 Contracted orthodontic activity (UOA)	0
Carry forward orthodontic activity (UOA)	0
Baseline contract value	£218,233.19

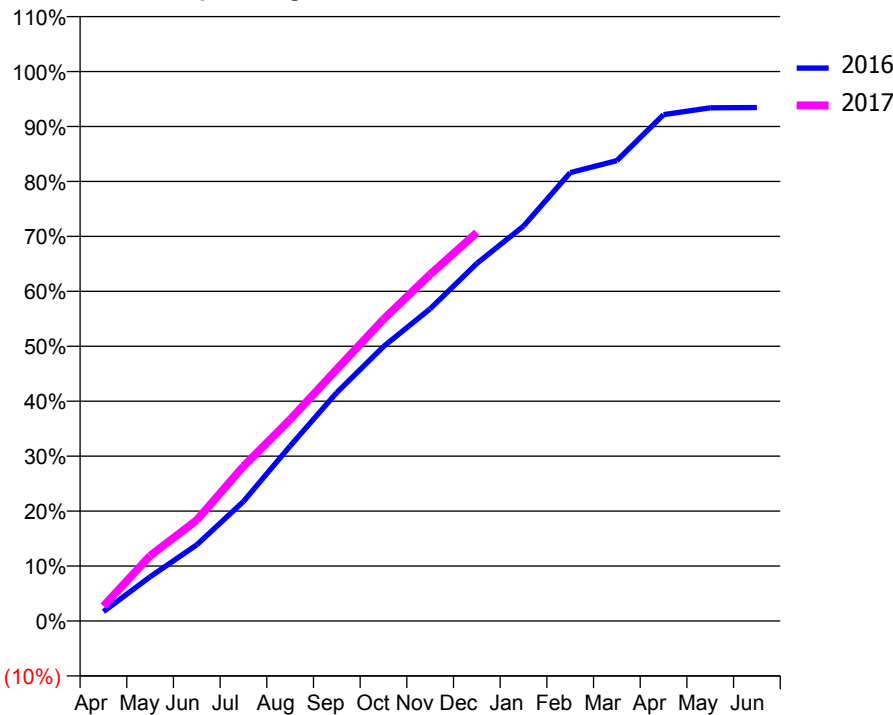
ACCESS*

Patients seen in 24 months	Total	Change since previous quarter
Quarter ending December 2015	2,357	
Quarter ending March 2016	2,381	→
Quarter ending June 2016	2,457	↑
Quarter ending September 2016	2,438	→
Quarter ending December 2016	2,449	→
Variance since December 2015	3.9%	↑



ACTIVITY

Cumulative percentage of contracted UDA delivered 2016 & 2017



Month	Adjusted Scheduled Activity (UDA)	
	2016	2017
April	68	108
May	322	475
June	554	734
July	870	1,127
August	1,274	1,468
September	1,663	1,834
October	1,998	2,196
November	2,273	2,524
December	2,603	2,827
January	2,875	
February	3,264	
March	3,351	
April	3,686	
May	3,735	
June	3,738	

QUALITY

	Quantity	Base Number	Contract	AT	Region	England
% of FP17s for the same patient ID Re-attending within 3 months - Children	11	290	3.8%	9.9%	11.9%	12.4%
% of FP17s for the same patient ID Re-attending within 3 months - Adults	104	2,390	4.4%	15.8%	16.5%	16.6%
% of FP17s for the same patient ID Re-attending between 3 & 9 months - Children	3	290	1.0%	59.0%	60.2%	57.5%
% of FP17s for the same patient ID Re-attending between 3 & 9 months - Adults	64	2,390	2.7%	51.0%	52.0%	50.4%
% of FP17s for Band 1 Urgent Courses	2,356	2,356	100.0%	9.5%	9.5%	9.1%
% of FP17s Relating to Free Repair or Replacements	0	2,356	0.0%	0.6%	0.7%	0.8%
% of FP17s Relating to Continuations	0	2,356	0.0%	1.1%	1.2%	1.3%
% of Patients satisfied with the dentistry they have received	0	0	N/A	92.5%	92.9%	92.7%
% of Patients satisfied with the time they had to wait for an appointment	0	0	N/A	89.3%	88.8%	88.8%

* This is based on patients treated on this contract for their most recent course of treatment. Figures in italics indicate the base number of FP17s or Patient Questionnaire responses are less than 100. N/A is shown where the base number of responses is less than 10 during the period. % is calculated as Quantity/Base number*100

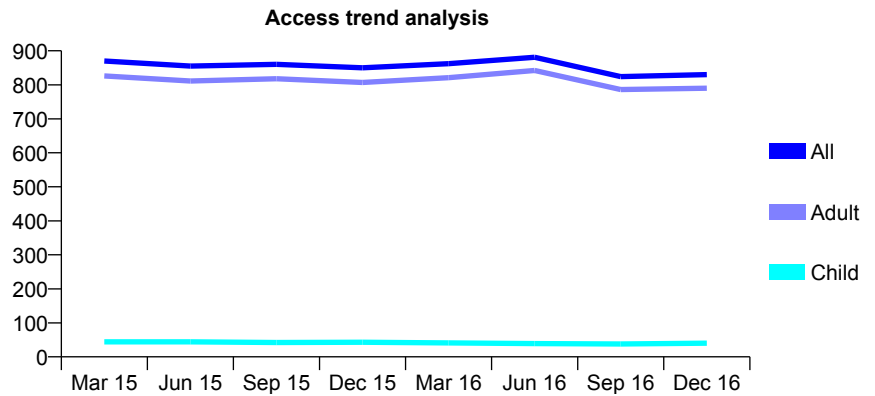
Q68 - Vital Signs At a Glance Contract Report for 121371/0012 - December 2016

Name or company name	Sussex Community NHS Trust
Contract type name	PDS Contract
Purpose of contract	General
Contract start date	01/04/2011
Contract end date	31/03/2017

16/17 Contracted general activity (UDA)	1,500
Carry forward general activity (UDA)	0
16/17 Contracted orthodontic activity (UOA)	0
Carry forward orthodontic activity (UOA)	0
Baseline contract value	£115,172.46

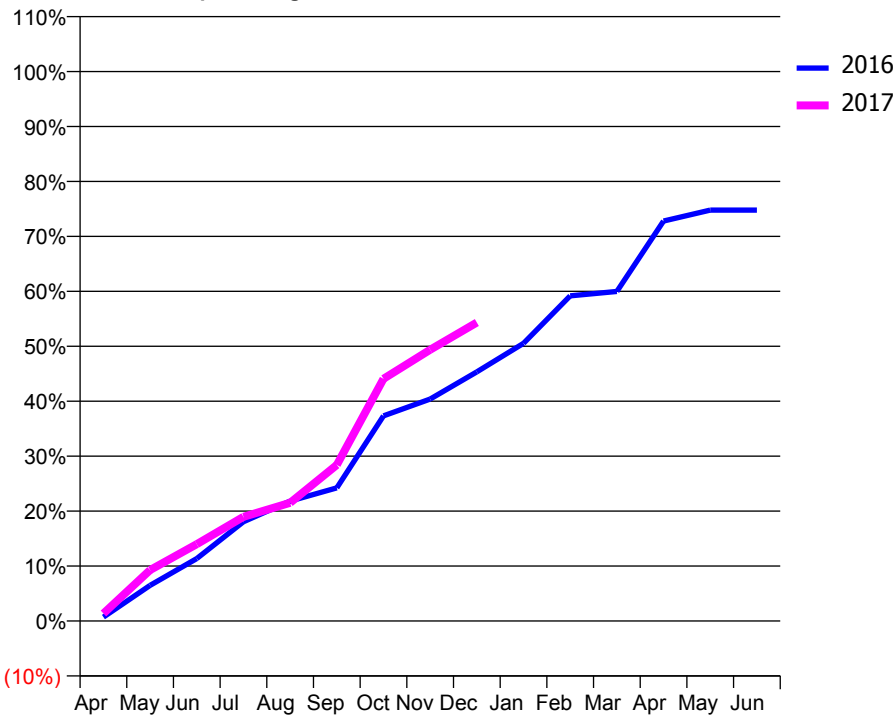
ACCESS*

Patients seen in 24 months	Total	Change since previous quarter
Quarter ending December 2015	850	
Quarter ending March 2016	862	→
Quarter ending June 2016	881	↑
Quarter ending September 2016	824	↓
Quarter ending December 2016	830	→
Variance since December 2015	(2.4%)	↓



ACTIVITY

Cumulative percentage of contracted UDA delivered 2016 & 2017



Month	Adjusted Scheduled Activity (UDA)	
	2016	2017
April	11	20
May	97	139
June	170	210
July	271	284
August	327	323
September	363	426
October	560	661
November	606	740
December	680	815
January	758	
February	888	
March	900	
April	1,092	
May	1,122	
June	1,122	

QUALITY

	Quantity	Base Number	Contract	AT	Region	England
% of FP17s for the same patient ID Re-attending within 3 months - Children	0	95	0.0%	9.9%	11.9%	12.4%
% of FP17s for the same patient ID Re-attending within 3 months - Adults	17	778	2.2%	15.8%	16.5%	16.6%
% of FP17s for the same patient ID Re-attending between 3 & 9 months - Children	2	95	2.1%	59.0%	60.2%	57.5%
% of FP17s for the same patient ID Re-attending between 3 & 9 months - Adults	11	778	1.4%	51.0%	52.0%	50.4%
% of FP17s for Band 1 Urgent Courses	679	679	100.0%	9.5%	9.5%	9.1%
% of FP17s Relating to Free Repair or Replacements	0	679	0.0%	0.6%	0.7%	0.8%
% of FP17s Relating to Continuations	0	679	0.0%	1.1%	1.2%	1.3%
% of Patients satisfied with the dentistry they have received	0	0	N/A	92.5%	92.9%	92.7%
% of Patients satisfied with the time they had to wait for an appointment	0	0	N/A	89.3%	88.8%	88.8%

* This is based on patients treated on this contract for their most recent course of treatment. Figures in italics indicate the base number of FP17s or Patient Questionnaire responses are less than 100. N/A is shown where the base number of responses is less than 10 during the period. % is calculated as Quantity/Base number*100

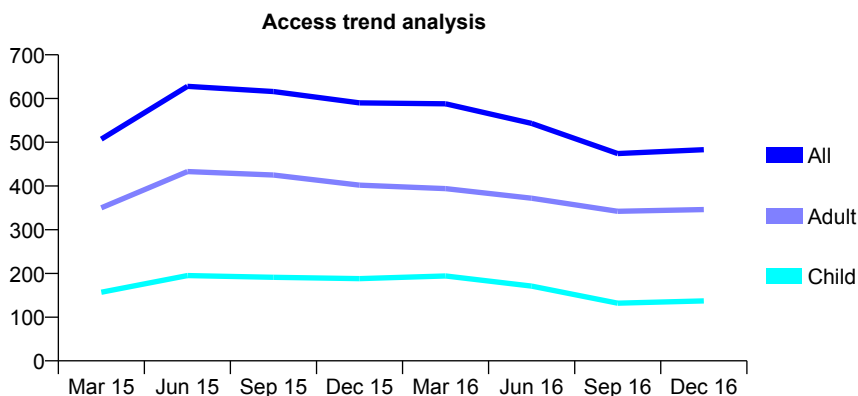
Q68 - Vital Signs At a Glance Contract Report for 121371/0014 - December 2016

Name or company name	Sussex Community NHS Trust
Contract type name	PDS Contract
Purpose of contract	General
Contract start date	01/04/2011
Contract end date	31/03/2017

16/17 Contracted general activity (UDA)	2,425
Carry forward general activity (UDA)	0
16/17 Contracted orthodontic activity (UOA)	0
Carry forward orthodontic activity (UOA)	0
Baseline contract value	£13,244.03

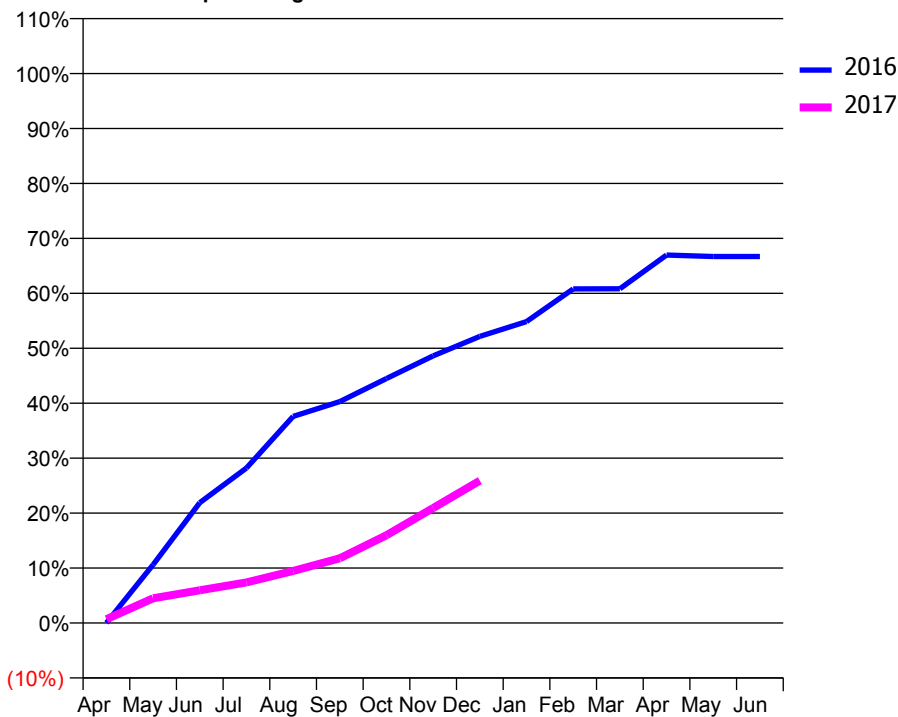
ACCESS*

Patients seen in 24 months	Total	Change since previous quarter
Quarter ending December 2015	590	
Quarter ending March 2016	588	→
Quarter ending June 2016	543	↓
Quarter ending September 2016	474	↓
Quarter ending December 2016	483	→
Variance since December 2015	(18.1%)	↓



ACTIVITY

Cumulative percentage of contracted UDA delivered 2016 & 2017



Month	Adjusted Scheduled Activity (UDA)	
	2016	2017
April	1	17
May	258	109
June	531	144
July	684	179
August	912	230
September	977	286
October	1,079	388
November	1,179	508
December	1,265	628
January	1,330	
February	1,474	
March	1,475	
April	1,624	
May	1,618	
June	1,618	

QUALITY

	Quantity	Base Number	Contract	AT	Region	England
% of FP17s for the same patient ID Re-attending within 3 months - Children	13	142	9.2%	9.9%	11.9%	12.4%
% of FP17s for the same patient ID Re-attending within 3 months - Adults	11	235	4.7%	15.8%	16.5%	16.6%
% of FP17s for the same patient ID Re-attending between 3 & 9 months - Children	27	142	19.0%	59.0%	60.2%	57.5%
% of FP17s for the same patient ID Re-attending between 3 & 9 months - Adults	99	235	42.1%	51.0%	52.0%	50.4%
% of FP17s for Band 1 Urgent Courses	7	308	2.3%	9.5%	9.5%	9.1%
% of FP17s Relating to Free Repair or Replacements	2	308	0.6%	0.6%	0.7%	0.8%
% of FP17s Relating to Continuations	0	308	0.0%	1.1%	1.2%	1.3%
% of Patients satisfied with the dentistry they have received	0	1	N/A	92.5%	92.9%	92.7%
% of Patients satisfied with the time they had to wait for an appointment	0	1	N/A	89.3%	88.8%	88.8%

* This is based on patients treated on this contract for their most recent course of treatment. Figures in italics indicate the base number of FP17s or Patient Questionnaire responses are less than 100. N/A is shown where the base number of responses is less than 10 during the period. % is calculated as Quantity/Base number*100

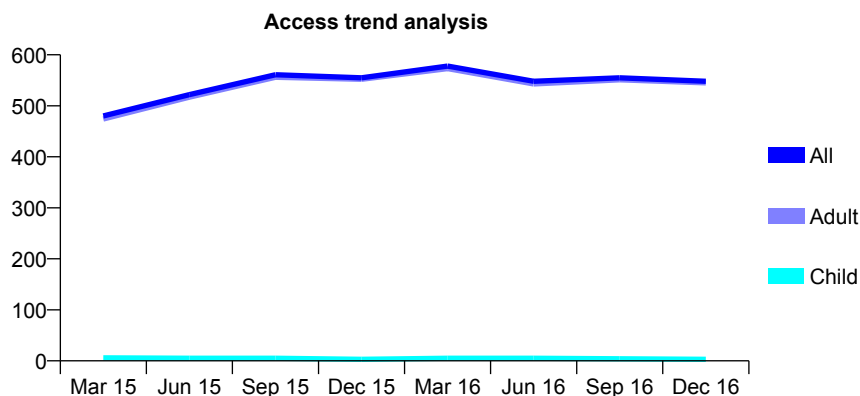
Q68 - Vital Signs At a Glance Contract Report for 121371/0015 - December 2016

Name or company name	Sussex Community NHS Trust
Contract type name	PDS Contract
Purpose of contract	General
Contract start date	01/10/2012
Contract end date	31/03/2017

16/17 Contracted general activity (UDA)	1,000
Carry forward general activity (UDA)	0
16/17 Contracted orthodontic activity (UOA)	0
Carry forward orthodontic activity (UOA)	0
Baseline contract value	£84,189.92

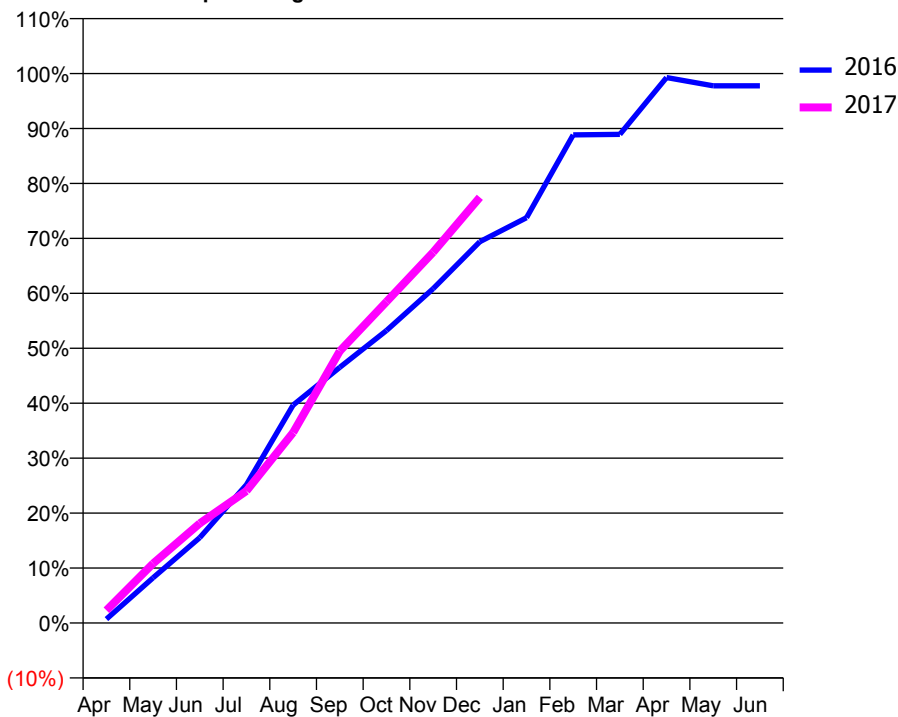
ACCESS*

Patients seen in 24 months	Total	Change since previous quarter
Quarter ending December 2015	555	
Quarter ending March 2016	578	↑
Quarter ending June 2016	548	↓
Quarter ending September 2016	555	→
Quarter ending December 2016	548	↓
Variance since December 2015	(1.3%)	↓



ACTIVITY

Cumulative percentage of contracted UDA delivered 2016 & 2017



Month	Adjusted Scheduled Activity (UDA)	
	2016	2017
April	7	23
May	82	108
June	155	181
July	252	240
August	397	347
September	465	495
October	532	585
November	609	675
December	694	775
January	738	
February	888	
March	889	
April	993	
May	978	
June	978	

QUALITY

	Quantity	Base Number	Contract	AT	Region	England
% of FP17s for the same patient ID Re-attending within 3 months - Children	0	2	0.0%	9.9%	11.9%	12.4%
% of FP17s for the same patient ID Re-attending within 3 months - Adults	17	276	6.2%	15.8%	16.5%	16.6%
% of FP17s for the same patient ID Re-attending between 3 & 9 months - Children	0	2	0.0%	59.0%	60.2%	57.5%
% of FP17s for the same patient ID Re-attending between 3 & 9 months - Adults	44	276	15.9%	51.0%	52.0%	50.4%
% of FP17s for Band 1 Urgent Courses	9	244	3.7%	9.5%	9.5%	9.1%
% of FP17s Relating to Free Repair or Replacements	10	244	4.1%	0.6%	0.7%	0.8%
% of FP17s Relating to Continuations	1	244	0.4%	1.1%	1.2%	1.3%
% of Patients satisfied with the dentistry they have received	1	1	N/A	92.5%	92.9%	92.7%
% of Patients satisfied with the time they had to wait for an appointment	1	1	N/A	89.3%	88.8%	88.8%

* This is based on patients treated on this contract for their most recent course of treatment. Figures in italics indicate the base number of FP17s or Patient Questionnaire responses are less than 100. N/A is shown where the base number of responses is less than 10 during the period. % is calculated as Quantity/Base number*100

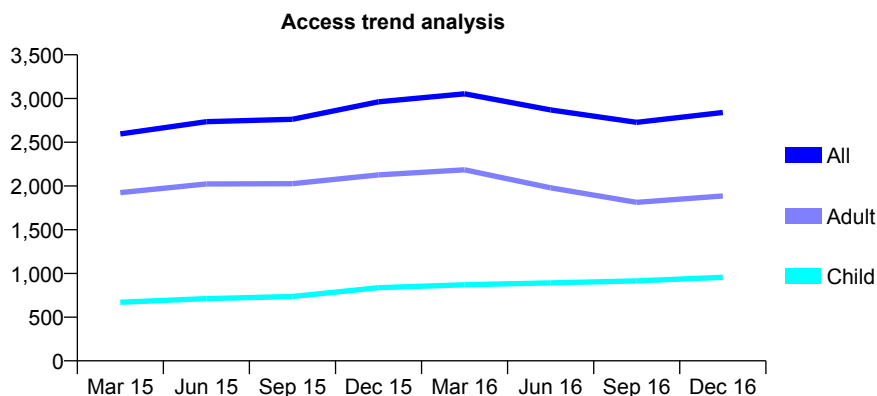
Q68 - Vital Signs At a Glance Contract Report for 122327/0001 - December 2016

Name or company name	Mr O Adelstone, Mr M Patel and Ms P Pate
Contract type name	GDS Contract
Purpose of contract	General
Contract start date	05/02/2014
Contract end date	

16/17 Contracted general activity (UDA)	9,500
Carry forward general activity (UDA)	-41
16/17 Contracted orthodontic activity (UOA)	0
Carry forward orthodontic activity (UOA)	0
Baseline contract value	£252,229.82

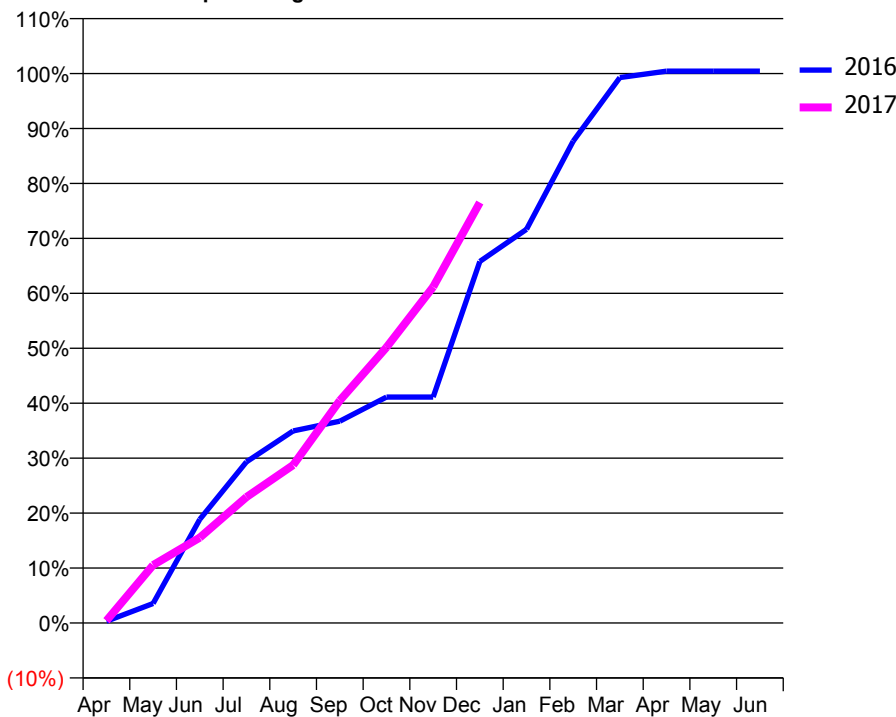
ACCESS*

Patients seen in 24 months	Total	Change since previous quarter
Quarter ending December 2015	2,962	
Quarter ending March 2016	3,054	↑
Quarter ending June 2016	2,869	↓
Quarter ending September 2016	2,727	↓
Quarter ending December 2016	2,841	↑
Variance since December 2015	(4.1%)	↓



ACTIVITY

Cumulative percentage of contracted UDA delivered 2016 & 2017



Month	Adjusted Scheduled Activity (UDA)	
	2016	2017
April	31	41
May	337	1,001
June	1,792	1,476
July	2,785	2,178
August	3,321	2,730
September	3,488	3,846
October	3,905	4,766
November	3,905	5,810
December	6,251	7,270
January	6,807	
February	8,331	
March	9,430	
April	9,541	
May	9,541	
June	9,541	

QUALITY

	Quantity	Base Number	Contract	AT	Region	England
% of FP17s for the same patient ID Re-attending within 3 months - Children	75	1,016	7.4%	9.9%	11.9%	12.4%
% of FP17s for the same patient ID Re-attending within 3 months - Adults	101	1,123	9.0%	15.8%	16.5%	16.6%
% of FP17s for the same patient ID Re-attending between 3 & 9 months - Children	521	1,016	51.3%	59.0%	60.2%	57.5%
% of FP17s for the same patient ID Re-attending between 3 & 9 months - Adults	345	1,123	30.7%	51.0%	52.0%	50.4%
% of FP17s for Band 1 Urgent Courses	58	2,129	2.7%	9.5%	9.5%	9.1%
% of FP17s Relating to Free Repair or Replacements	0	2,129	0.0%	0.6%	0.7%	0.8%
% of FP17s Relating to Continuations	31	2,129	1.5%	1.1%	1.2%	1.3%
% of Patients satisfied with the dentistry they have received	1	1	N/A	92.5%	92.9%	92.7%
% of Patients satisfied with the time they had to wait for an appointment	1	1	N/A	89.3%	88.8%	88.8%

* This is based on patients treated on this contract for their most recent course of treatment. Figures in italics indicate the base number of FP17s or Patient Questionnaire responses are less than 100. N/A is shown where the base number of responses is less than 10 during the period. % is calculated as Quantity/Base number*100

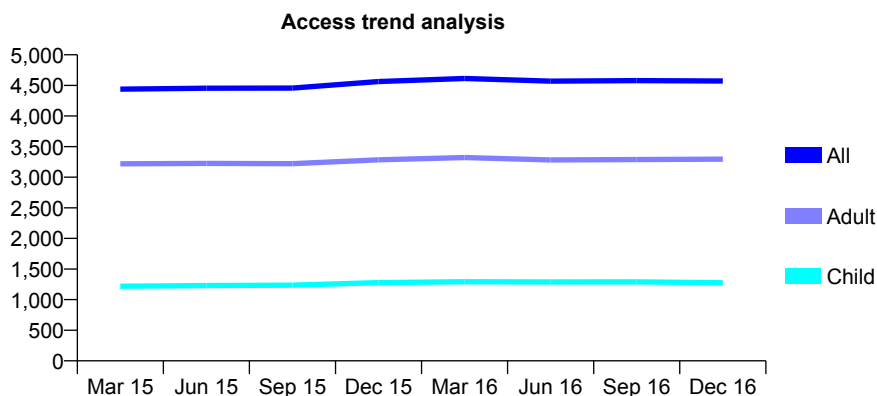
Q68 - Vital Signs At a Glance Contract Report for 122351/0001 - December 2016

Name or company name	DR S KHORAMI LTD
Contract type name	GDS Contract
Purpose of contract	General
Contract start date	01/09/2007
Contract end date	

16/17 Contracted general activity (UDA)	8,828
Carry forward general activity (UDA)	-169
16/17 Contracted orthodontic activity (UOA)	0
Carry forward orthodontic activity (UOA)	0
Baseline contract value	£234,654.08

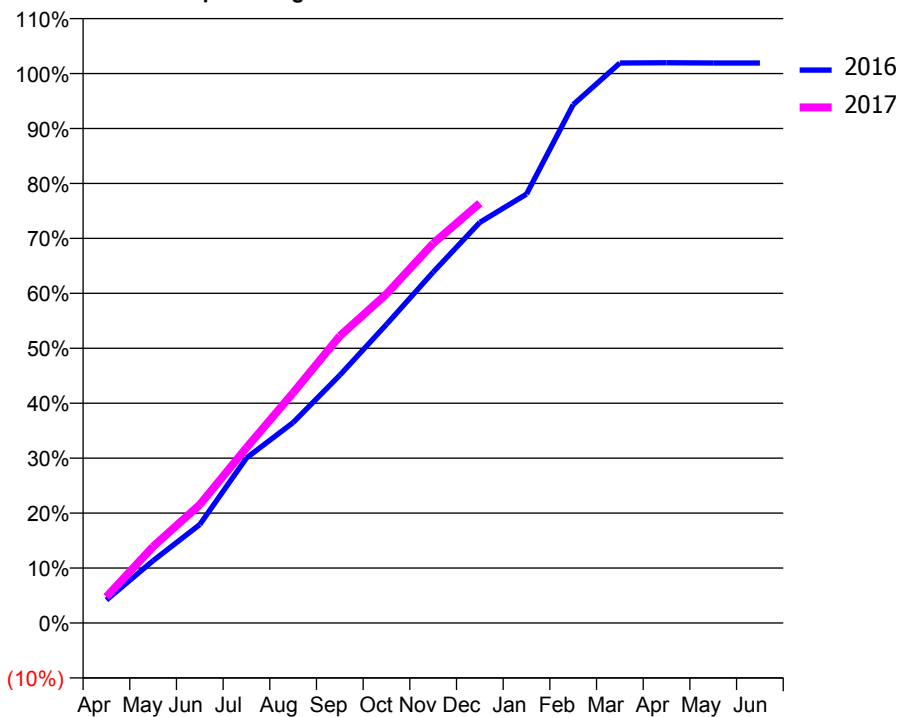
ACCESS*

Patients seen in 24 months	Total	Change since previous quarter
Quarter ending December 2015	4,563	
Quarter ending March 2016	4,614	→
Quarter ending June 2016	4,570	→
Quarter ending September 2016	4,578	→
Quarter ending December 2016	4,571	→
Variance since December 2015	0.2%	→



ACTIVITY

Cumulative percentage of contracted UDA delivered 2016 & 2017



Month	Adjusted Scheduled Activity (UDA)	
	2016	2017
April	370	421
May	1,002	1,228
June	1,582	1,902
July	2,651	2,816
August	3,221	3,698
September	3,982	4,611
October	4,797	5,285
November	5,637	6,099
December	6,436	6,746
January	6,891	
February	8,328	
March	8,997	
April	9,000	
May	8,997	
June	8,997	

QUALITY

	Quantity	Base Number	Contract	AT	Region	England
% of FP17s for the same patient ID Re-attending within 3 months - Children	73	1,473	5.0%	9.9%	11.9%	12.4%
% of FP17s for the same patient ID Re-attending within 3 months - Adults	549	3,771	14.6%	15.8%	16.5%	16.6%
% of FP17s for the same patient ID Re-attending between 3 & 9 months - Children	1,003	1,473	68.1%	59.0%	60.2%	57.5%
% of FP17s for the same patient ID Re-attending between 3 & 9 months - Adults	2,342	3,771	62.1%	51.0%	52.0%	50.4%
% of FP17s for Band 1 Urgent Courses	404	4,477	9.0%	9.5%	9.5%	9.1%
% of FP17s Relating to Free Repair or Replacements	32	4,477	0.7%	0.6%	0.7%	0.8%
% of FP17s Relating to Continuations	27	4,477	0.6%	1.1%	1.2%	1.3%
% of Patients satisfied with the dentistry they have received	5	6	N/A	92.5%	92.9%	92.7%
% of Patients satisfied with the time they had to wait for an appointment	6	6	N/A	89.3%	88.8%	88.8%

* This is based on patients treated on this contract for their most recent course of treatment. Figures in italics indicate the base number of FP17s or Patient Questionnaire responses are less than 100. N/A is shown where the base number of responses is less than 10 during the period. % is calculated as Quantity/Base number*100

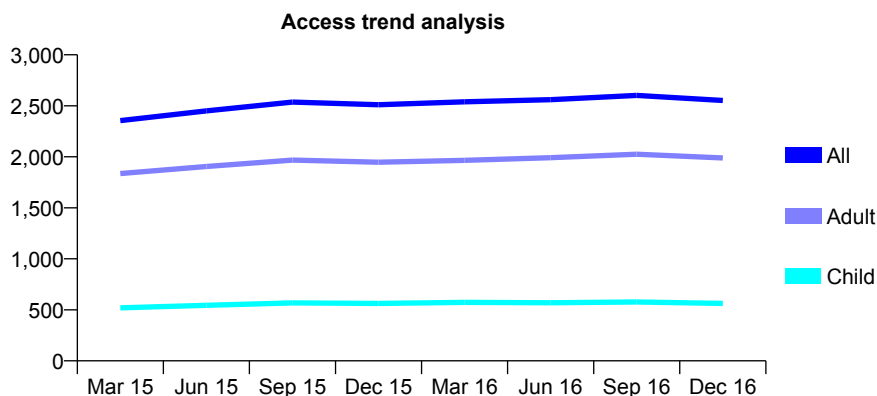
Q68 - Vital Signs At a Glance Contract Report for 122963/0001 - December 2016

Name or company name	Nuvo Dent Ltd
Contract type name	GDS Contract
Purpose of contract	General
Contract start date	01/06/2007
Contract end date	

16/17 Contracted general activity (UDA)	7,000
Carry forward general activity (UDA)	42
16/17 Contracted orthodontic activity (UOA)	0
Carry forward orthodontic activity (UOA)	0
Baseline contract value	£222,324.94

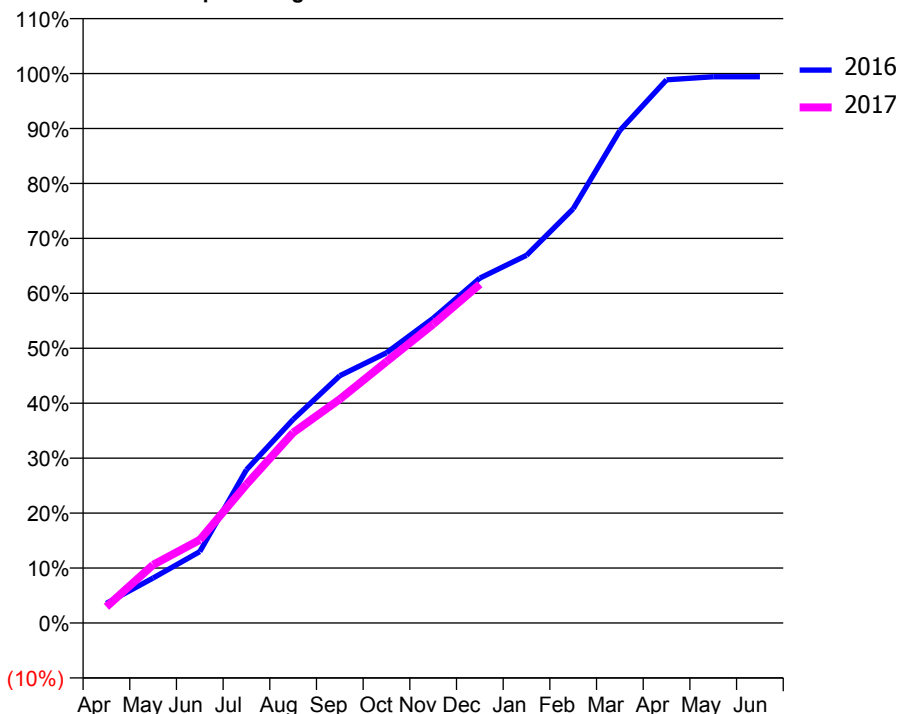
ACCESS*

Patients seen in 24 months	Total	Change since previous quarter
Quarter ending December 2015	2,510	
Quarter ending March 2016	2,539	→
Quarter ending June 2016	2,560	→
Quarter ending September 2016	2,602	→
Quarter ending December 2016	2,552	↓
Variance since December 2015	1.7%	→



ACTIVITY

Cumulative percentage of contracted UDA delivered 2016 & 2017



Month	Adjusted Scheduled Activity (UDA)	
	2016	2017
April	251	207
May	573	742
June	910	1,060
July	1,953	1,766
August	2,594	2,424
September	3,151	2,851
October	3,443	3,330
November	3,883	3,806
December	4,393	4,316
January	4,685	
February	5,278	
March	6,274	
April	6,920	
May	6,958	
June	6,958	

QUALITY

	Quantity	Base Number	Contract	AT	Region	England
% of FP17s for the same patient ID Re-attending within 3 months - Children	29	585	5.0%	9.9%	11.9%	12.4%
% of FP17s for the same patient ID Re-attending within 3 months - Adults	156	1,871	8.3%	15.8%	16.5%	16.6%
% of FP17s for the same patient ID Re-attending between 3 & 9 months - Children	325	585	55.6%	59.0%	60.2%	57.5%
% of FP17s for the same patient ID Re-attending between 3 & 9 months - Adults	1,061	1,871	56.7%	51.0%	52.0%	50.4%
% of FP17s for Band 1 Urgent Courses	124	2,282	5.4%	9.5%	9.5%	9.1%
% of FP17s Relating to Free Repair or Replacements	3	2,282	0.1%	0.6%	0.7%	0.8%
% of FP17s Relating to Continuations	11	2,282	0.5%	1.1%	1.2%	1.3%
% of Patients satisfied with the dentistry they have received	3	3	N/A	92.5%	92.9%	92.7%
% of Patients satisfied with the time they had to wait for an appointment	3	3	N/A	89.3%	88.8%	88.8%

* This is based on patients treated on this contract for their most recent course of treatment. Figures in italics indicate the base number of FP17s or Patient Questionnaire responses are less than 100. N/A is shown where the base number of responses is less than 10 during the period. % is calculated as Quantity/Base number*100

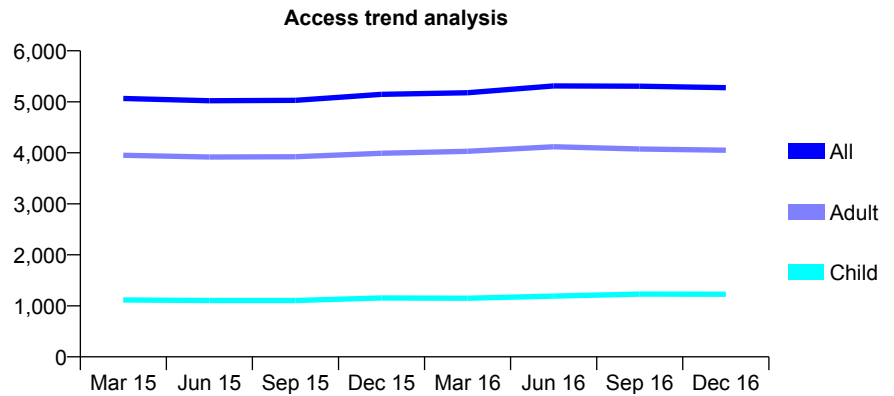
Q68 - Vital Signs At a Glance Contract Report for 123137/0001 - December 2016

Name or company name	South England Dental Practice Partnership
Contract type name	GDS Contract
Purpose of contract	General
Contract start date	01/02/2013
Contract end date	

16/17 Contracted general activity (UDA)	14,500
Carry forward general activity (UDA)	-290
16/17 Contracted orthodontic activity (UOA)	0
Carry forward orthodontic activity (UOA)	0
Baseline contract value	£386,216.01

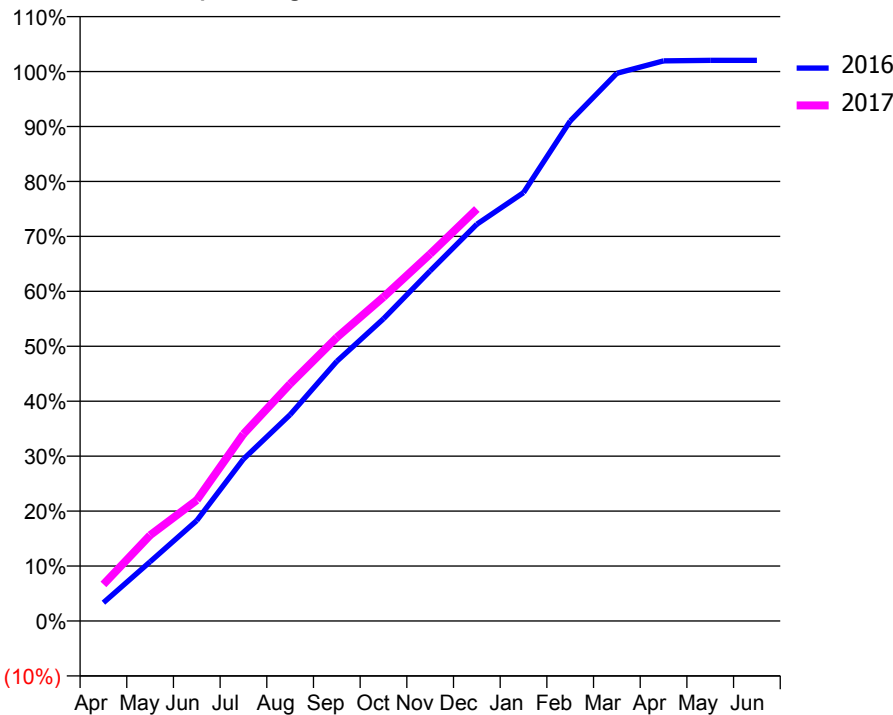
ACCESS*

Patients seen in 24 months	Total	Change since previous quarter
Quarter ending December 2015	5,146	
Quarter ending March 2016	5,178	→
Quarter ending June 2016	5,310	↑
Quarter ending September 2016	5,305	→
Quarter ending December 2016	5,278	→
Variance since December 2015	2.6%	↑



ACTIVITY

Cumulative percentage of contracted UDA delivered 2016 & 2017



Month	Adjusted Scheduled Activity (UDA)	
	2016	2017
April	484	967
May	1,564	2,266
June	2,650	3,191
July	4,272	4,936
August	5,446	6,258
September	6,851	7,481
October	7,975	8,547
November	9,240	9,685
December	10,472	10,871
January	11,304	
February	13,194	
March	14,455	
April	14,781	
May	14,795	
June	14,795	

QUALITY

	Quantity	Base Number	Contract	AT	Region	England
% of FP17s for the same patient ID Re-attending within 3 months - Children	71	1,094	6.5%	9.9%	11.9%	12.4%
% of FP17s for the same patient ID Re-attending within 3 months - Adults	533	3,161	16.9%	15.8%	16.5%	16.6%
% of FP17s for the same patient ID Re-attending between 3 & 9 months - Children	498	1,094	45.5%	59.0%	60.2%	57.5%
% of FP17s for the same patient ID Re-attending between 3 & 9 months - Adults	993	3,161	31.4%	51.0%	52.0%	50.4%
% of FP17s for Band 1 Urgent Courses	662	4,130	16.0%	9.5%	9.5%	9.1%
% of FP17s Relating to Free Repair or Replacements	25	4,130	0.6%	0.6%	0.7%	0.8%
% of FP17s Relating to Continuations	37	4,130	0.9%	1.1%	1.2%	1.3%
% of Patients satisfied with the dentistry they have received	6	6	N/A	92.5%	92.9%	92.7%
% of Patients satisfied with the time they had to wait for an appointment	5	6	N/A	89.3%	88.8%	88.8%

* This is based on patients treated on this contract for their most recent course of treatment. Figures in italics indicate the base number of FP17s or Patient Questionnaire responses are less than 100. N/A is shown where the base number of responses is less than 10 during the period. % is calculated as Quantity/Base number*100

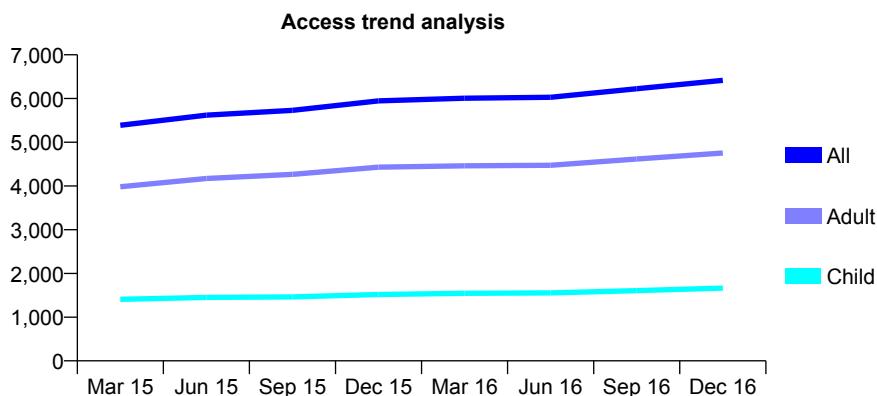
Q68 - Vital Signs At a Glance Contract Report for 123137/0002 - December 2016

Name or company name	South England Dental Practice Partnership
Contract type name	GDS Contract
Purpose of contract	General
Contract start date	02/09/2013
Contract end date	

16/17 Contracted general activity (UDA)	17,796
Carry forward general activity (UDA)	0
16/17 Contracted orthodontic activity (UOA)	0
Carry forward orthodontic activity (UOA)	0
Baseline contract value	£449,495.26

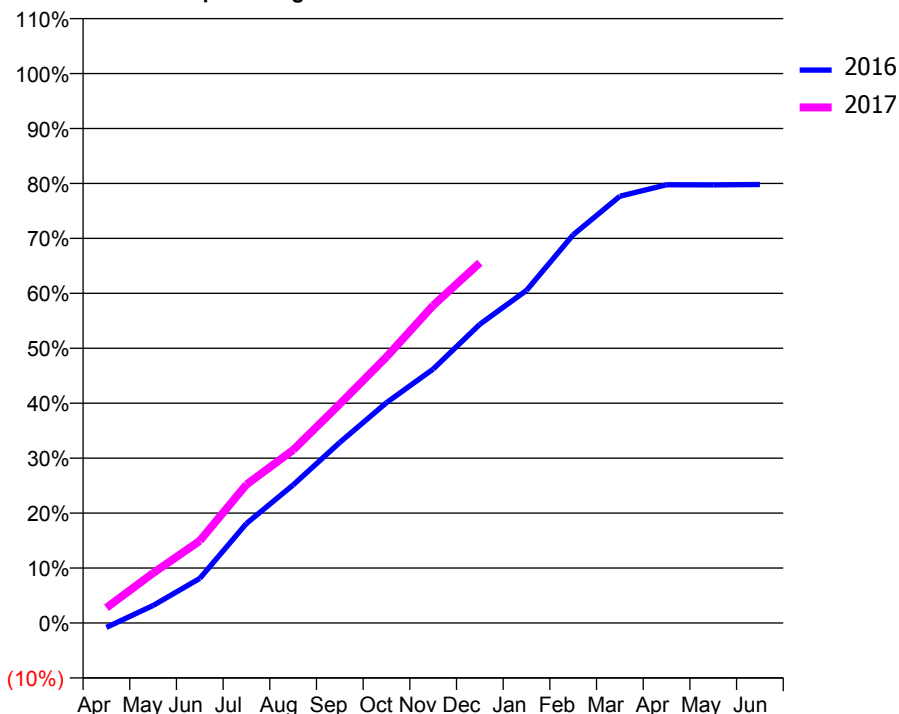
ACCESS*

Patients seen in 24 months	Total	Change since previous quarter
Quarter ending December 2015	5,946	
Quarter ending March 2016	6,006	→
Quarter ending June 2016	6,029	→
Quarter ending September 2016	6,224	↑
Quarter ending December 2016	6,416	↑
Variance since December 2015	7.9%	↑



ACTIVITY

Cumulative percentage of contracted UDA delivered 2016 & 2017



Month	Adjusted Scheduled Activity (UDA)	
	2016	2017
April	-144	495
May	568	1,617
June	1,444	2,663
July	3,223	4,484
August	4,473	5,605
September	5,850	7,093
October	7,136	8,620
November	8,226	10,286
December	9,677	11,665
January	10,772	
February	12,572	
March	13,821	
April	14,194	
May	14,190	
June	14,199	

QUALITY

	Quantity	Base Number	Contract	AT	Region	England
% of FP17s for the same patient ID Re-attending within 3 months - Children	85	1,481	5.7%	9.9%	11.9%	12.4%
% of FP17s for the same patient ID Re-attending within 3 months - Adults	505	4,028	12.5%	15.8%	16.5%	16.6%
% of FP17s for the same patient ID Re-attending between 3 & 9 months - Children	645	1,481	43.6%	59.0%	60.2%	57.5%
% of FP17s for the same patient ID Re-attending between 3 & 9 months - Adults	1,508	4,028	37.4%	51.0%	52.0%	50.4%
% of FP17s for Band 1 Urgent Courses	901	5,289	17.0%	9.5%	9.5%	9.1%
% of FP17s Relating to Free Repair or Replacements	17	5,289	0.3%	0.6%	0.7%	0.8%
% of FP17s Relating to Continuations	26	5,289	0.5%	1.1%	1.2%	1.3%
% of Patients satisfied with the dentistry they have received	10	11	90.9%	92.5%	92.9%	92.7%
% of Patients satisfied with the time they had to wait for an appointment	9	11	81.8%	89.3%	88.8%	88.8%

* This is based on patients treated on this contract for their most recent course of treatment. Figures in italics indicate the base number of FP17s or Patient Questionnaire responses are less than 100. N/A is shown where the base number of responses is less than 10 during the period. % is calculated as Quantity/Base number*100

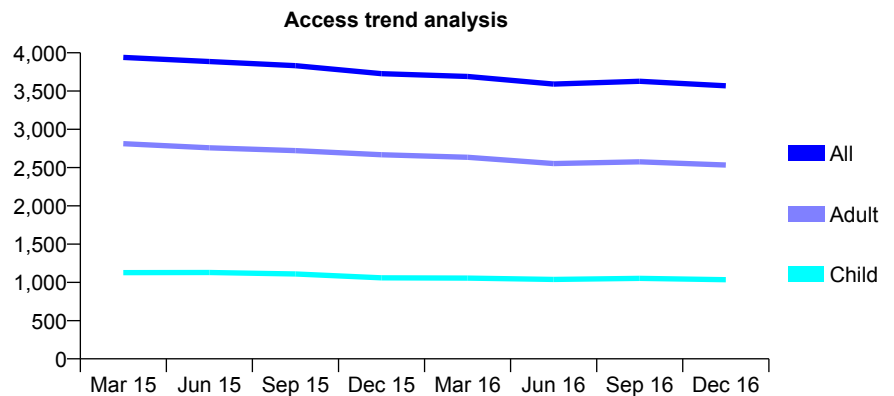
Q68 - Vital Signs At a Glance Contract Report for 123196/0001 - December 2016

Name or company name	Hangleton Dental Practice Limited
Contract type name	GDS Contract
Purpose of contract	General
Contract start date	01/09/2007
Contract end date	

16/17 Contracted general activity (UDA)	11,721
Carry forward general activity (UDA)	43
16/17 Contracted orthodontic activity (UOA)	0
Carry forward orthodontic activity (UOA)	0
Baseline contract value	£296,551.81

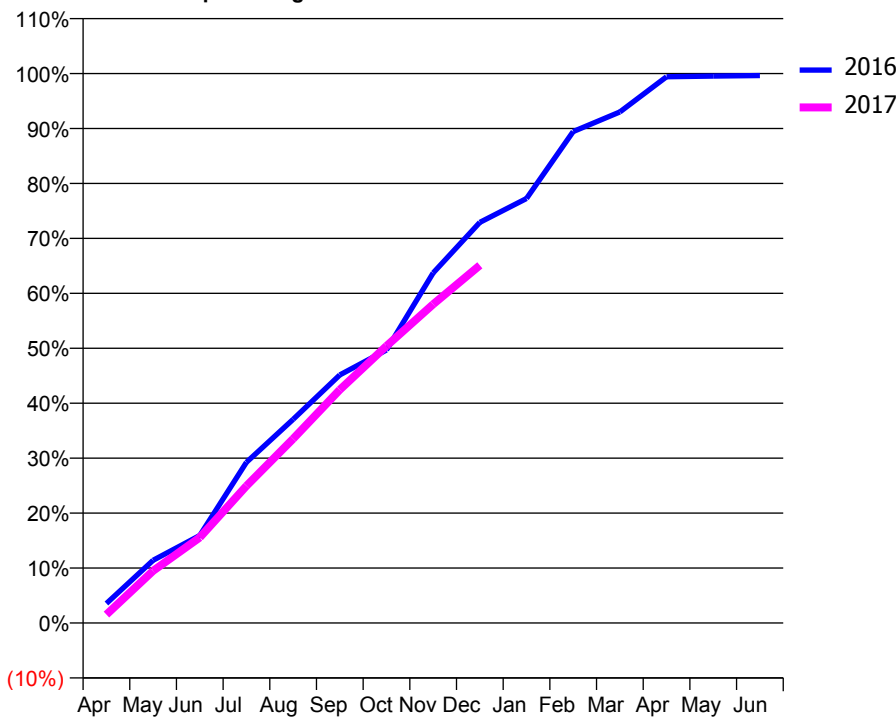
ACCESS*

Patients seen in 24 months	Total	Change since previous quarter
Quarter ending December 2015	3,727	
Quarter ending March 2016	3,690	→
Quarter ending June 2016	3,591	↓
Quarter ending September 2016	3,628	→
Quarter ending December 2016	3,568	↓
Variance since December 2015	(4.3%)	↓



ACTIVITY

Cumulative percentage of contracted UDA delivered 2016 & 2017



Month	Adjusted Scheduled Activity (UDA)	
	2016	2017
April	417	179
May	1,338	1,113
June	1,867	1,824
July	3,428	2,925
August	4,345	3,931
September	5,293	4,976
October	5,823	5,908
November	7,468	6,799
December	8,547	7,630
January	9,056	
February	10,484	
March	10,901	
April	11,650	
May	11,665	
June	11,678	

QUALITY

	Quantity	Base Number	Contract	AT	Region	England
% of FP17s for the same patient ID Re-attending within 3 months - Children	58	1,117	5.2%	9.9%	11.9%	12.4%
% of FP17s for the same patient ID Re-attending within 3 months - Adults	364	2,648	13.7%	15.8%	16.5%	16.6%
% of FP17s for the same patient ID Re-attending between 3 & 9 months - Children	557	1,117	49.9%	59.0%	60.2%	57.5%
% of FP17s for the same patient ID Re-attending between 3 & 9 months - Adults	1,164	2,648	44.0%	51.0%	52.0%	50.4%
% of FP17s for Band 1 Urgent Courses	239	3,450	6.9%	9.5%	9.5%	9.1%
% of FP17s Relating to Free Repair or Replacements	22	3,450	0.6%	0.6%	0.7%	0.8%
% of FP17s Relating to Continuations	48	3,450	1.4%	1.1%	1.2%	1.3%
% of Patients satisfied with the dentistry they have received	2	2	N/A	92.5%	92.9%	92.7%
% of Patients satisfied with the time they had to wait for an appointment	2	2	N/A	89.3%	88.8%	88.8%

* This is based on patients treated on this contract for their most recent course of treatment. Figures in italics indicate the base number of FP17s or Patient Questionnaire responses are less than 100. N/A is shown where the base number of responses is less than 10 during the period. % is calculated as Quantity/Base number*100

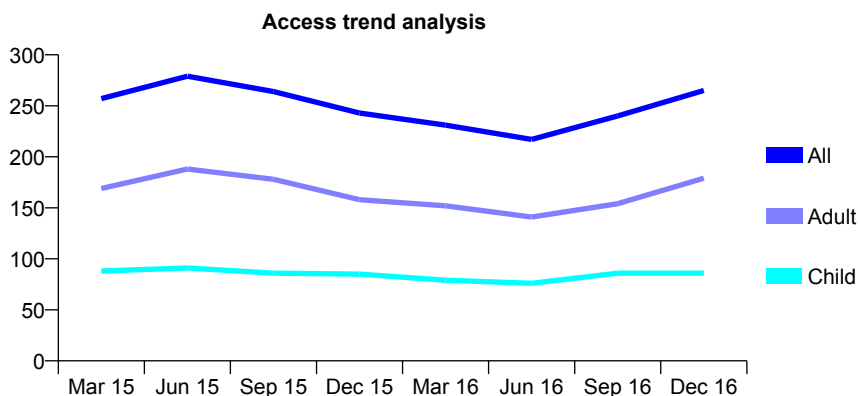
Q68 - Vital Signs At a Glance Contract Report for 123323/0001 - December 2016

Name or company name	Guyver & Patel
Contract type name	GDS Contract
Purpose of contract	General
Contract start date	01/08/2013
Contract end date	

16/17 Contracted general activity (UDA)	820
Carry forward general activity (UDA)	0
16/17 Contracted orthodontic activity (UOA)	0
Carry forward orthodontic activity (UOA)	0
Baseline contract value	£22,548.80

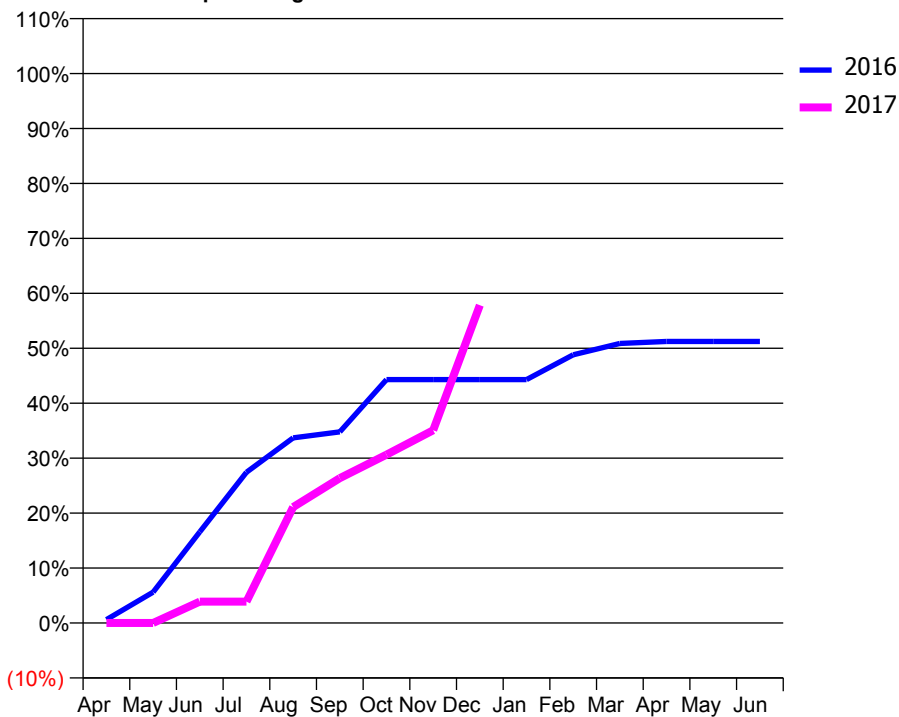
ACCESS*

Patients seen in 24 months	Total	Change since previous quarter
Quarter ending December 2015	243	
Quarter ending March 2016	231	↓
Quarter ending June 2016	217	↓
Quarter ending September 2016	240	↑
Quarter ending December 2016	265	↑
Variance since December 2015	9.1%	↑



ACTIVITY

Cumulative percentage of contracted UDA delivered 2016 & 2017



Month	Adjusted Scheduled Activity (UDA)	
	2016	2017
April	5	0
May	46	0
June	136	32
July	225	32
August	276	173
September	285	216
October	363	251
November	363	288
December	363	474
January	363	
February	400	
March	417	
April	420	
May	420	
June	420	

QUALITY

	Quantity	Base Number	Contract	AT	Region	England
% of FP17s for the same patient ID Re-attending within 3 months - Children	4	104	3.8%	9.9%	11.9%	12.4%
% of FP17s for the same patient ID Re-attending within 3 months - Adults	20	161	12.4%	15.8%	16.5%	16.6%
% of FP17s for the same patient ID Re-attending between 3 & 9 months - Children	45	104	43.3%	59.0%	60.2%	57.5%
% of FP17s for the same patient ID Re-attending between 3 & 9 months - Adults	52	161	32.3%	51.0%	52.0%	50.4%
% of FP17s for Band 1 Urgent Courses	11	186	5.9%	9.5%	9.5%	9.1%
% of FP17s Relating to Free Repair or Replacements	2	186	1.1%	0.6%	0.7%	0.8%
% of FP17s Relating to Continuations	3	186	1.6%	1.1%	1.2%	1.3%
% of Patients satisfied with the dentistry they have received	0	0	N/A	92.5%	92.9%	92.7%
% of Patients satisfied with the time they had to wait for an appointment	0	0	N/A	89.3%	88.8%	88.8%

* This is based on patients treated on this contract for their most recent course of treatment. Figures in italics indicate the base number of FP17s or Patient Questionnaire responses are less than 100. N/A is shown where the base number of responses is less than 10 during the period. % is calculated as Quantity/Base number*100

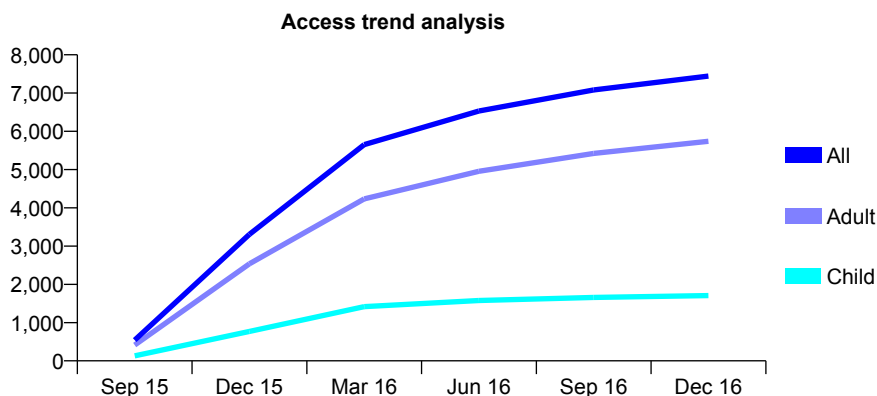
Q68 - Vital Signs At a Glance Contract Report for 123773/0002 - December 2016

Name or company name	Mr Nicholas Chard and Mr Simon Chard
Contract type name	GDS Contract
Purpose of contract	General
Contract start date	07/09/2015
Contract end date	

16/17 Contracted general activity (UDA)	24,746
Carry forward general activity (UDA)	365
16/17 Contracted orthodontic activity (UOA)	0
Carry forward orthodontic activity (UOA)	0
Baseline contract value	£583,226.11

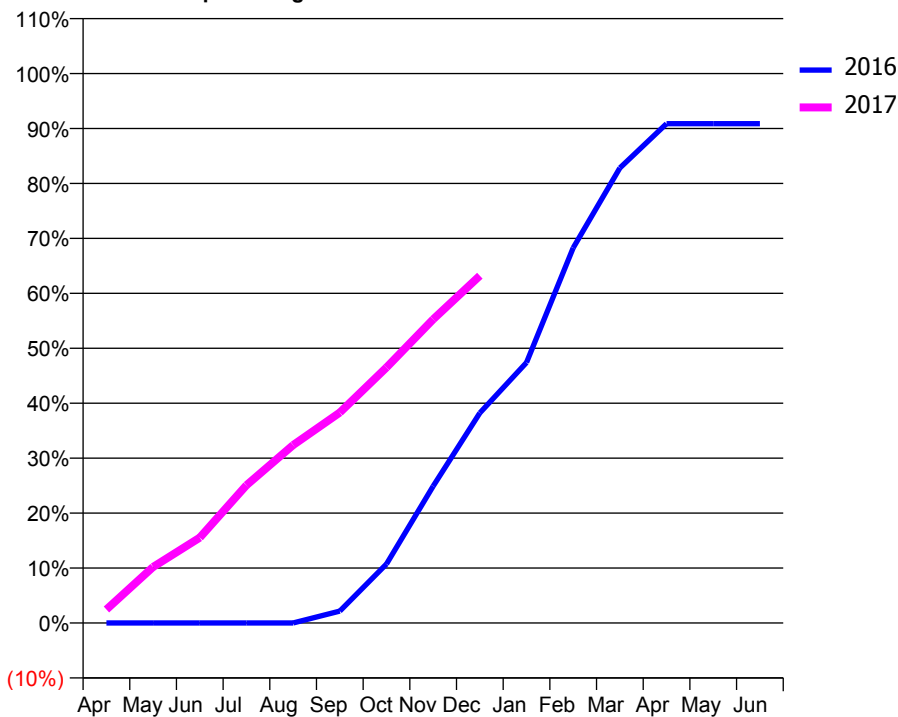
ACCESS*

Patients seen in 24 months	Total	Change since previous quarter
Quarter ending December 2015	3,305	
Quarter ending March 2016	5,651	↑
Quarter ending June 2016	6,532	↑
Quarter ending September 2016	7,080	↑
Quarter ending December 2016	7,445	↑
Variance since December 2015	125.3%	↑



ACTIVITY

Cumulative percentage of contracted UDA delivered 2016 & 2017



Month	Adjusted Scheduled Activity (UDA)	
	2016	2017
April	0	608
May	0	2,523
June	0	3,845
July	0	6,209
August	0	8,013
September	310	9,481
October	1,535	11,510
November	3,562	13,675
December	5,466	15,641
January	6,780	
February	9,765	
March	11,841	
April	12,994	
May	12,994	
June	12,993	

QUALITY

	Quantity	Base Number	Contract	AT	Region	England
% of FP17s for the same patient ID Re-attending within 3 months - Children	143	2,128	6.7%	9.9%	11.9%	12.4%
% of FP17s for the same patient ID Re-attending within 3 months - Adults	1,188	7,391	16.1%	15.8%	16.5%	16.6%
% of FP17s for the same patient ID Re-attending between 3 & 9 months - Children	1,340	2,128	63.0%	59.0%	60.2%	57.5%
% of FP17s for the same patient ID Re-attending between 3 & 9 months - Adults	4,187	7,391	56.6%	51.0%	52.0%	50.4%
% of FP17s for Band 1 Urgent Courses	951	8,936	10.6%	9.5%	9.5%	9.1%
% of FP17s Relating to Free Repair or Replacements	67	8,936	0.7%	0.6%	0.7%	0.8%
% of FP17s Relating to Continuations	170	8,936	1.9%	1.1%	1.2%	1.3%
% of Patients satisfied with the dentistry they have received	13	14	92.9%	92.5%	92.9%	92.7%
% of Patients satisfied with the time they had to wait for an appointment	12	14	85.7%	89.3%	88.8%	88.8%

* This is based on patients treated on this contract for their most recent course of treatment. Figures in italics indicate the base number of FP17s or Patient Questionnaire responses are less than 100. N/A is shown where the base number of responses is less than 10 during the period. % is calculated as Quantity/Base number*100

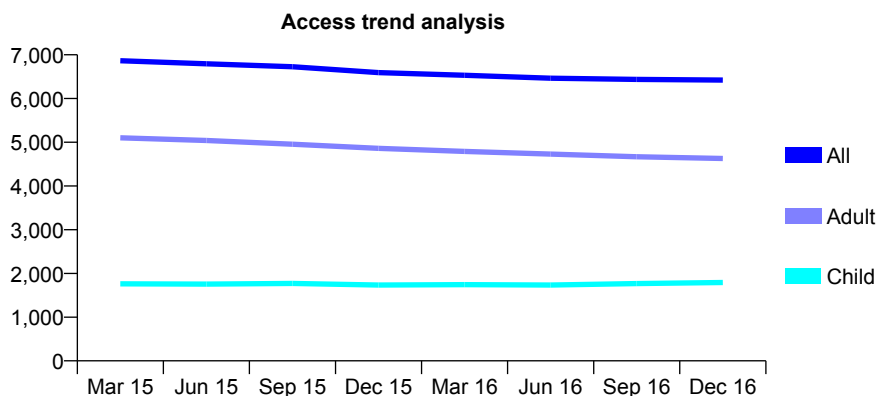
Q68 - Vital Signs At a Glance Contract Report for 125776/0004 - December 2016

Name or company name	Apex Dental Care Ltd
Contract type name	GDS Contract
Purpose of contract	General
Contract start date	01/08/2009
Contract end date	

16/17 Contracted general activity (UDA)	16,978
Carry forward general activity (UDA)	-139
16/17 Contracted orthodontic activity (UOA)	0
Carry forward orthodontic activity (UOA)	0
Baseline contract value	£415,751.79

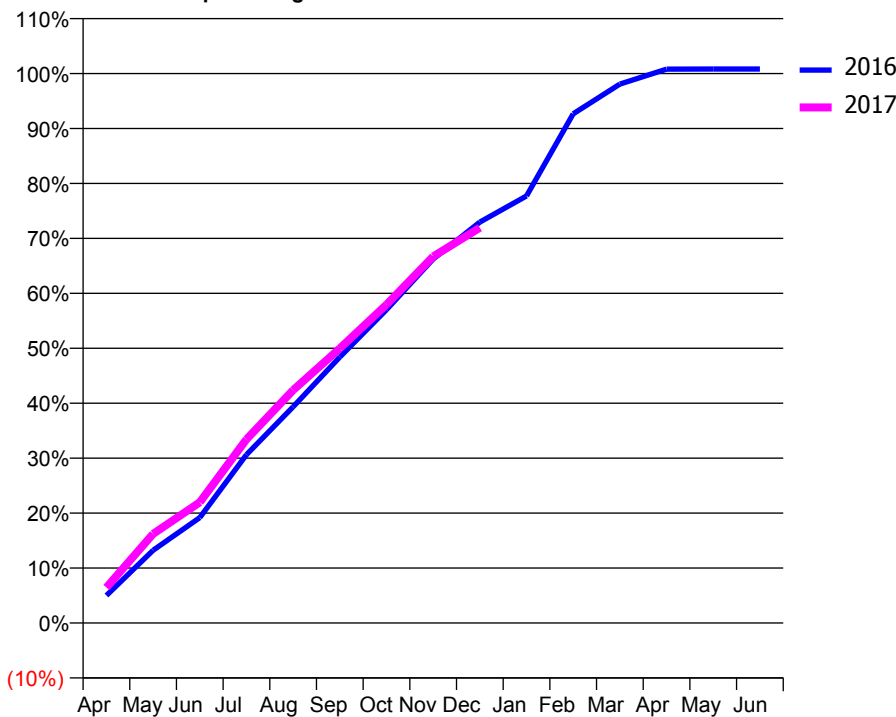
ACCESS*

Patients seen in 24 months	Total	Change since previous quarter
Quarter ending December 2015	6,594	
Quarter ending March 2016	6,533	→
Quarter ending June 2016	6,464	↓
Quarter ending September 2016	6,436	→
Quarter ending December 2016	6,422	→
Variance since December 2015	(2.6%)	↓



ACTIVITY

Cumulative percentage of contracted UDA delivered 2016 & 2017



Month	Adjusted Scheduled Activity (UDA)	
	2016	2017
April	850	1,098
May	2,247	2,756
June	3,256	3,730
July	5,200	5,676
August	6,682	7,196
September	8,217	8,483
October	9,680	9,835
November	11,245	11,325
December	12,388	12,216
January	13,196	
February	15,731	
March	16,653	
April	17,114	
May	17,116	
June	17,117	

QUALITY

	Quantity	Base Number	Contract	AT	Region	England
% of FP17s for the same patient ID Re-attending within 3 months - Children	88	2,239	3.9%	9.9%	11.9%	12.4%
% of FP17s for the same patient ID Re-attending within 3 months - Adults	600	5,375	11.2%	15.8%	16.5%	16.6%
% of FP17s for the same patient ID Re-attending between 3 & 9 months - Children	1,622	2,239	72.4%	59.0%	60.2%	57.5%
% of FP17s for the same patient ID Re-attending between 3 & 9 months - Adults	3,739	5,375	69.6%	51.0%	52.0%	50.4%
% of FP17s for Band 1 Urgent Courses	279	7,241	3.9%	9.5%	9.5%	9.1%
% of FP17s Relating to Free Repair or Replacements	25	7,241	0.3%	0.6%	0.7%	0.8%
% of FP17s Relating to Continuations	55	7,241	0.8%	1.1%	1.2%	1.3%
% of Patients satisfied with the dentistry they have received	7	8	N/A	92.5%	92.9%	92.7%
% of Patients satisfied with the time they had to wait for an appointment	6	8	N/A	89.3%	88.8%	88.8%

* This is based on patients treated on this contract for their most recent course of treatment. Figures in italics indicate the base number of FP17s or Patient Questionnaire responses are less than 100. N/A is shown where the base number of responses is less than 10 during the period. % is calculated as Quantity/Base number*100

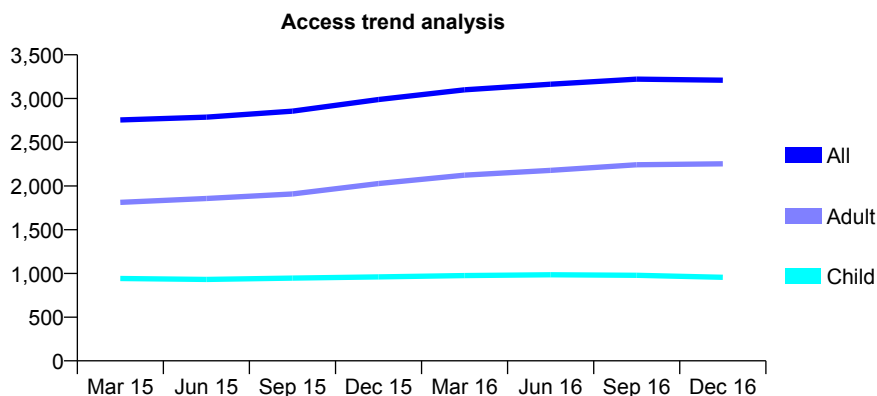
Q68 - Vital Signs At a Glance Contract Report for 125776/0005 - December 2016

Name or company name	Apex Dental Care Ltd
Contract type name	GDS Contract
Purpose of contract	General
Contract start date	01/08/2009
Contract end date	

16/17 Contracted general activity (UDA)	7,125
Carry forward general activity (UDA)	-120
16/17 Contracted orthodontic activity (UOA)	0
Carry forward orthodontic activity (UOA)	0
Baseline contract value	£187,826.03

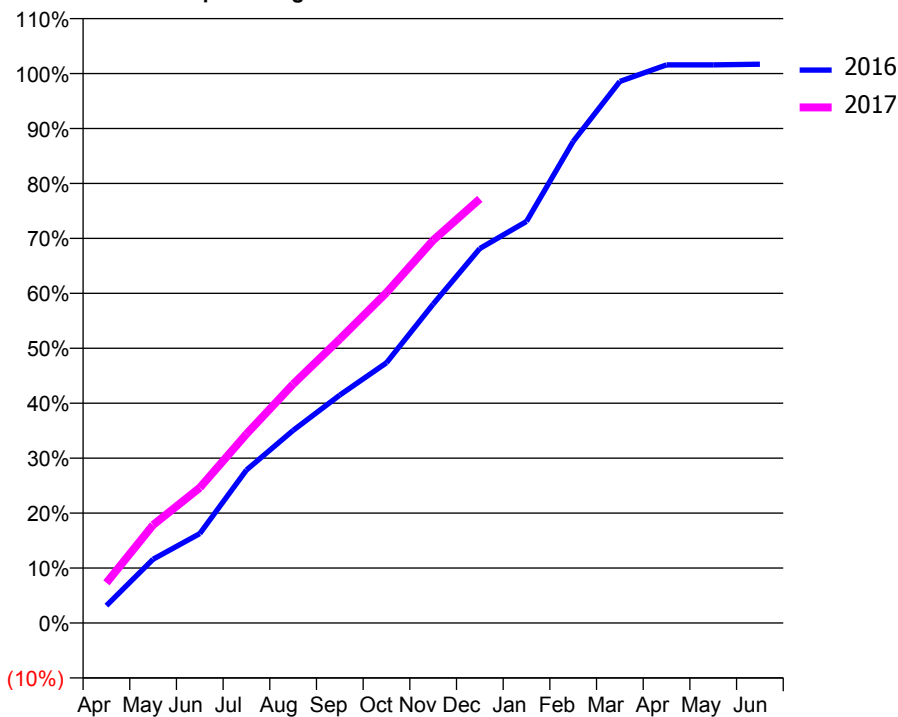
ACCESS*

Patients seen in 24 months	Total	Change since previous quarter
Quarter ending December 2015	2,988	
Quarter ending March 2016	3,099	↑
Quarter ending June 2016	3,163	↑
Quarter ending September 2016	3,222	→
Quarter ending December 2016	3,210	→
Variance since December 2015	7.4%	↑



ACTIVITY

Cumulative percentage of contracted UDA delivered 2016 & 2017



Month	Adjusted Scheduled Activity (UDA)	
	2016	2017
April	226	522
May	827	1,272
June	1,159	1,755
July	1,985	2,451
August	2,498	3,098
September	2,956	3,681
October	3,374	4,284
November	4,135	4,962
December	4,855	5,500
January	5,207	
February	6,245	
March	7,022	
April	7,237	
May	7,236	
June	7,245	

QUALITY

	Quantity	Base Number	Contract	AT	Region	England
% of FP17s for the same patient ID Re-attending within 3 months - Children	86	1,113	7.7%	9.9%	11.9%	12.4%
% of FP17s for the same patient ID Re-attending within 3 months - Adults	354	2,095	16.9%	15.8%	16.5%	16.6%
% of FP17s for the same patient ID Re-attending between 3 & 9 months - Children	695	1,113	62.4%	59.0%	60.2%	57.5%
% of FP17s for the same patient ID Re-attending between 3 & 9 months - Adults	1,082	2,095	51.6%	51.0%	52.0%	50.4%
% of FP17s for Band 1 Urgent Courses	303	3,059	9.9%	9.5%	9.5%	9.1%
% of FP17s Relating to Free Repair or Replacements	57	3,059	1.9%	0.6%	0.7%	0.8%
% of FP17s Relating to Continuations	15	3,059	0.5%	1.1%	1.2%	1.3%
% of Patients satisfied with the dentistry they have received	2	3	N/A	92.5%	92.9%	92.7%
% of Patients satisfied with the time they had to wait for an appointment	2	3	N/A	89.3%	88.8%	88.8%

* This is based on patients treated on this contract for their most recent course of treatment. Figures in italics indicate the base number of FP17s or Patient Questionnaire responses are less than 100. N/A is shown where the base number of responses is less than 10 during the period. % is calculated as Quantity/Base number*100

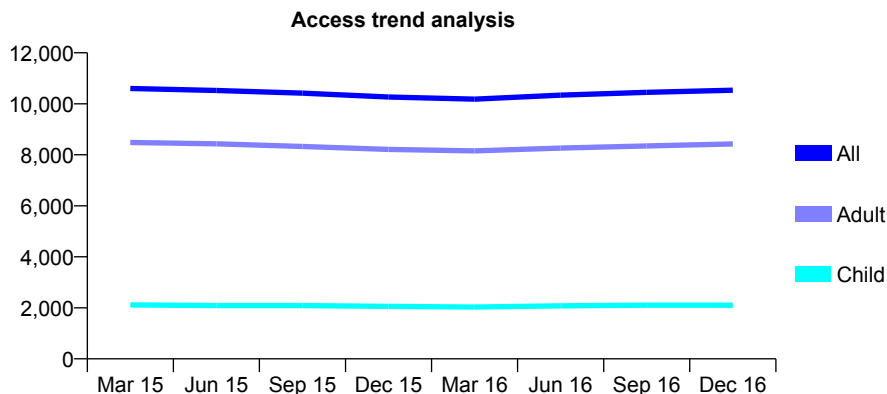
Q68 - Vital Signs At a Glance Contract Report for 125776/0011 - December 2016

Name or company name	Apex Dental Care Ltd
Contract type name	GDS Contract
Purpose of contract	General
Contract start date	01/06/2011
Contract end date	

16/17 Contracted general activity (UDA)	39,901
Carry forward general activity (UDA)	0
16/17 Contracted orthodontic activity (UOA)	0
Carry forward orthodontic activity (UOA)	0
Baseline contract value	£1,020,830.17

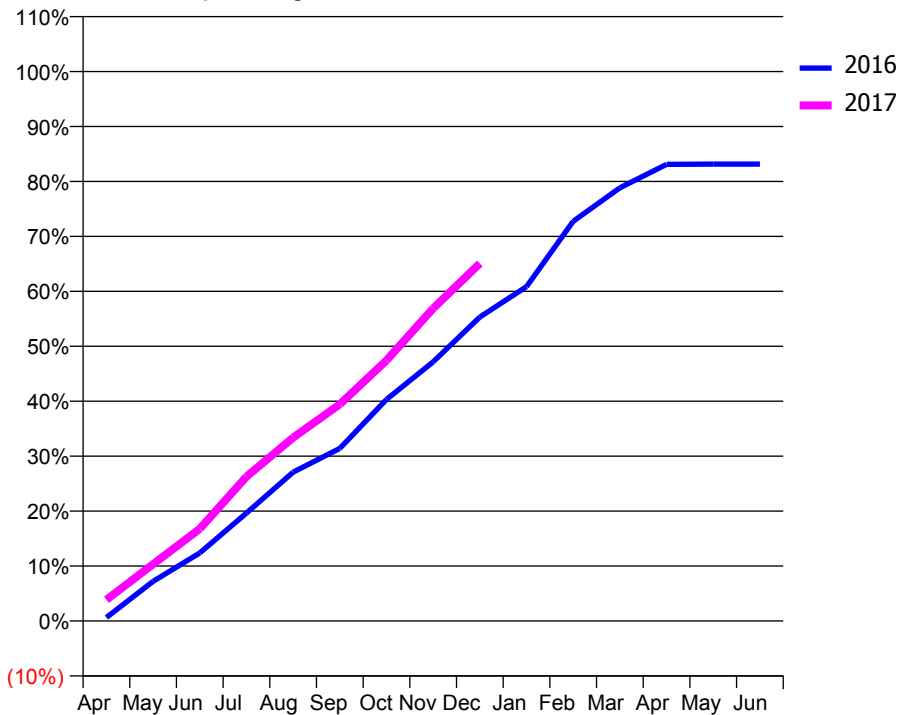
ACCESS*

Patients seen in 24 months	Total	Change since previous quarter
Quarter ending December 2015	10,269	
Quarter ending March 2016	10,184	→
Quarter ending June 2016	10,342	→
Quarter ending September 2016	10,452	→
Quarter ending December 2016	10,534	→
Variance since December 2015	2.6%	↑



ACTIVITY

Cumulative percentage of contracted UDA delivered 2016 & 2017



Month	Adjusted Scheduled Activity (UDA)	
	2016	2017
April	255	1,544
May	2,879	4,127
June	4,944	6,700
July	7,835	10,484
August	10,807	13,316
September	12,538	15,736
October	16,084	18,925
November	18,822	22,703
December	22,077	25,967
January	24,277	
February	29,022	
March	31,455	
April	33,156	
May	33,175	
June	33,180	

QUALITY

	Quantity	Base Number	Contract	AT	Region	England
% of FP17s for the same patient ID Re-attending within 3 months - Children	207	2,459	8.4%	9.9%	11.9%	12.4%
% of FP17s for the same patient ID Re-attending within 3 months - Adults	1,599	9,978	16.0%	15.8%	16.5%	16.6%
% of FP17s for the same patient ID Re-attending between 3 & 9 months - Children	1,415	2,459	57.5%	59.0%	60.2%	57.5%
% of FP17s for the same patient ID Re-attending between 3 & 9 months - Adults	5,671	9,978	56.8%	51.0%	52.0%	50.4%
% of FP17s for Band 1 Urgent Courses	1,184	11,657	10.2%	9.5%	9.5%	9.1%
% of FP17s Relating to Free Repair or Replacements	90	11,657	0.8%	0.6%	0.7%	0.8%
% of FP17s Relating to Continuations	94	11,657	0.8%	1.1%	1.2%	1.3%
% of Patients satisfied with the dentistry they have received	14	14	100.0%	92.5%	92.9%	92.7%
% of Patients satisfied with the time they had to wait for an appointment	14	14	100.0%	89.3%	88.8%	88.8%

* This is based on patients treated on this contract for their most recent course of treatment. Figures in italics indicate the base number of FP17s or Patient Questionnaire responses are less than 100. N/A is shown where the base number of responses is less than 10 during the period. % is calculated as Quantity/Base number*100

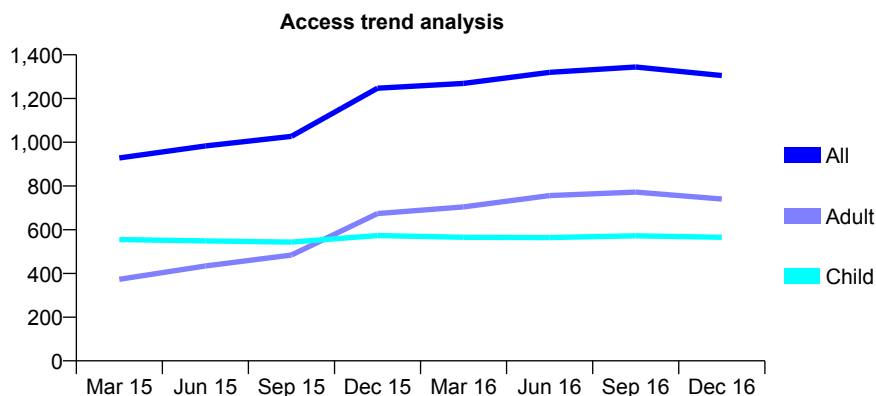
Q68 - Vital Signs At a Glance Contract Report for 125776/0013 - December 2016

Name or company name	Apex Dental Care Ltd
Contract type name	GDS Contract
Purpose of contract	General
Contract start date	09/02/2013
Contract end date	

16/17 Contracted general activity (UDA)	2,035
Carry forward general activity (UDA)	-41
16/17 Contracted orthodontic activity (UOA)	0
Carry forward orthodontic activity (UOA)	0
Baseline contract value	£55,477.55

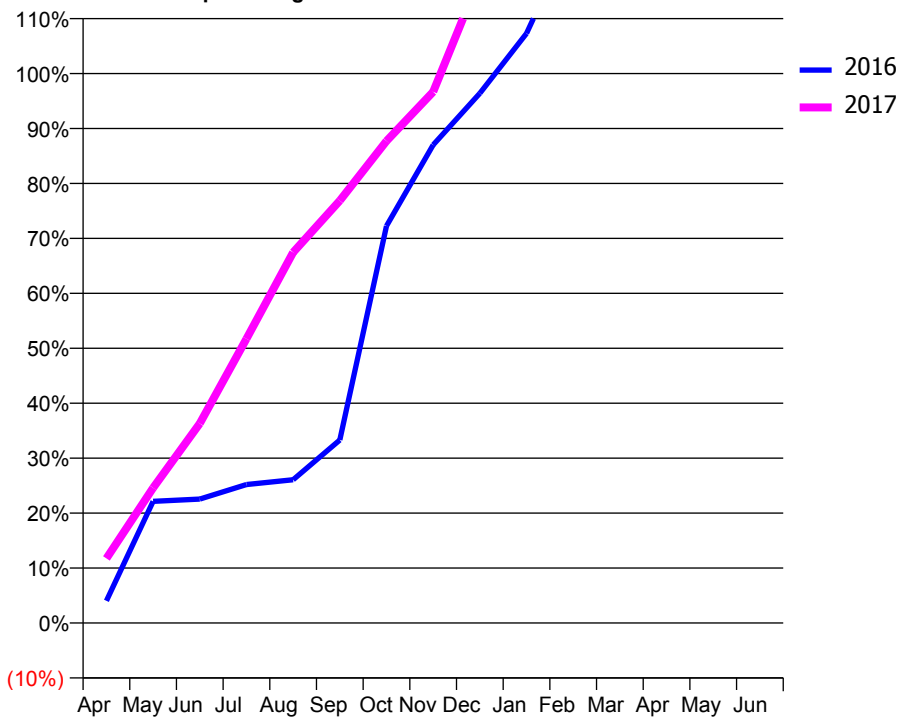
ACCESS*

Patients seen in 24 months	Total	Change since previous quarter
Quarter ending December 2015	1,247	
Quarter ending March 2016	1,269	→
Quarter ending June 2016	1,320	↑
Quarter ending September 2016	1,344	→
Quarter ending December 2016	1,305	↓
Variance since December 2015	4.7%	↑



ACTIVITY

Cumulative percentage of contracted UDA delivered 2016 & 2017



Month	Adjusted Scheduled Activity (UDA)	
	2016	2017
April	82	239
May	451	501
June	459	739
July	513	1,053
August	531	1,373
September	678	1,564
October	1,471	1,785
November	1,770	1,967
December	1,962	2,390
January	2,183	
February	2,549	
March	2,720	
April	2,759	
May	2,759	
June	2,759	

QUALITY

	Quantity	Base Number	Contract	AT	Region	England
% of FP17s for the same patient ID Re-attending within 3 months - Children	23	610	3.8%	9.9%	11.9%	12.4%
% of FP17s for the same patient ID Re-attending within 3 months - Adults	143	761	18.8%	15.8%	16.5%	16.6%
% of FP17s for the same patient ID Re-attending between 3 & 9 months - Children	290	610	47.5%	59.0%	60.2%	57.5%
% of FP17s for the same patient ID Re-attending between 3 & 9 months - Adults	298	761	39.2%	51.0%	52.0%	50.4%
% of FP17s for Band 1 Urgent Courses	115	1,351	8.5%	9.5%	9.5%	9.1%
% of FP17s Relating to Free Repair or Replacements	0	1,351	0.0%	0.6%	0.7%	0.8%
% of FP17s Relating to Continuations	32	1,351	2.4%	1.1%	1.2%	1.3%
% of Patients satisfied with the dentistry they have received	2	2	N/A	92.5%	92.9%	92.7%
% of Patients satisfied with the time they had to wait for an appointment	2	2	N/A	89.3%	88.8%	88.8%

* This is based on patients treated on this contract for their most recent course of treatment. Figures in italics indicate the base number of FP17s or Patient Questionnaire responses are less than 100. N/A is shown where the base number of responses is less than 10 during the period. % is calculated as Quantity/Base number*100

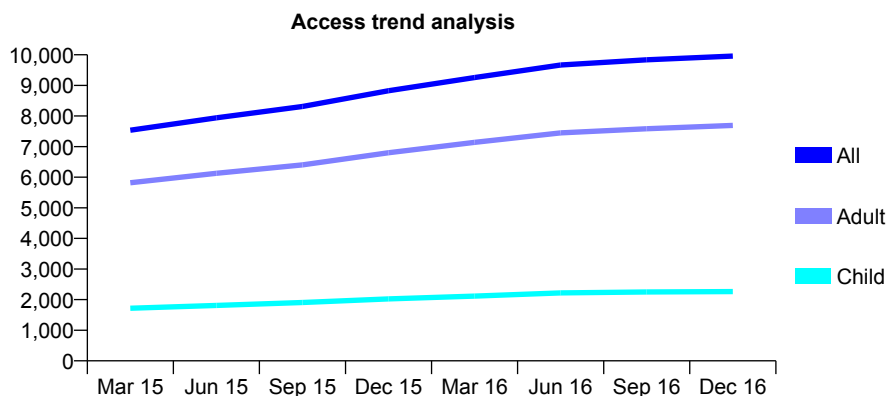
Q68 - Vital Signs At a Glance Contract Report for 125776/0014 - December 2016

Name or company name	Apex Dental Care Ltd
Contract type name	GDS Contract
Purpose of contract	General
Contract start date	09/02/2013
Contract end date	

16/17 Contracted general activity (UDA)	30,661
Carry forward general activity (UDA)	0
16/17 Contracted orthodontic activity (UOA)	0
Carry forward orthodontic activity (UOA)	0
Baseline contract value	£833,594.56

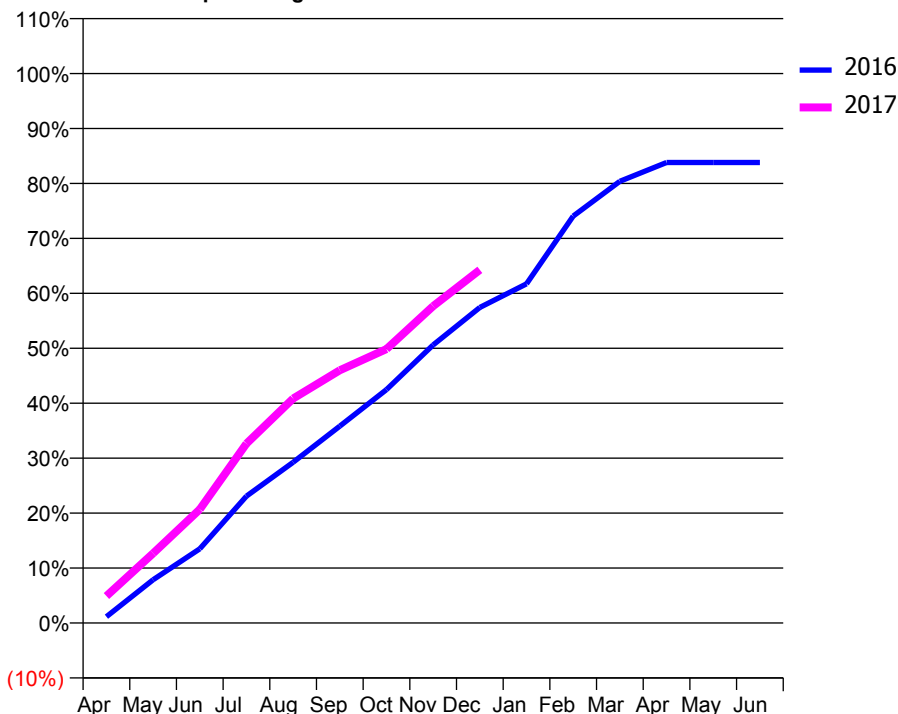
ACCESS*

Patients seen in 24 months	Total	Change since previous quarter
Quarter ending December 2015	8,824	
Quarter ending March 2016	9,258	↑
Quarter ending June 2016	9,667	↑
Quarter ending September 2016	9,835	→
Quarter ending December 2016	9,957	→
Variance since December 2015	12.8%	↑



ACTIVITY

Cumulative percentage of contracted UDA delivered 2016 & 2017



Month	Adjusted Scheduled Activity (UDA)	
	2016	2017
April	412	1,504
May	2,806	3,890
June	4,815	6,345
July	8,231	10,008
August	10,432	12,529
September	12,775	14,101
October	15,146	15,289
November	18,050	17,682
December	20,475	19,709
January	22,011	
February	26,410	
March	28,662	
April	29,885	
May	29,885	
June	29,888	

QUALITY

	Quantity	Base Number	Contract	AT	Region	England
% of FP17s for the same patient ID Re-attending within 3 months - Children	194	2,229	8.7%	9.9%	11.9%	12.4%
% of FP17s for the same patient ID Re-attending within 3 months - Adults	1,096	7,494	14.6%	15.8%	16.5%	16.6%
% of FP17s for the same patient ID Re-attending between 3 & 9 months - Children	1,104	2,229	49.5%	59.0%	60.2%	57.5%
% of FP17s for the same patient ID Re-attending between 3 & 9 months - Adults	3,617	7,494	48.3%	51.0%	52.0%	50.4%
% of FP17s for Band 1 Urgent Courses	889	9,218	9.6%	9.5%	9.5%	9.1%
% of FP17s Relating to Free Repair or Replacements	108	9,218	1.2%	0.6%	0.7%	0.8%
% of FP17s Relating to Continuations	142	9,218	1.5%	1.1%	1.2%	1.3%
% of Patients satisfied with the dentistry they have received	5	5	N/A	92.5%	92.9%	92.7%
% of Patients satisfied with the time they had to wait for an appointment	5	5	N/A	89.3%	88.8%	88.8%

* This is based on patients treated on this contract for their most recent course of treatment. Figures in italics indicate the base number of FP17s or Patient Questionnaire responses are less than 100. N/A is shown where the base number of responses is less than 10 during the period. % is calculated as Quantity/Base number*100

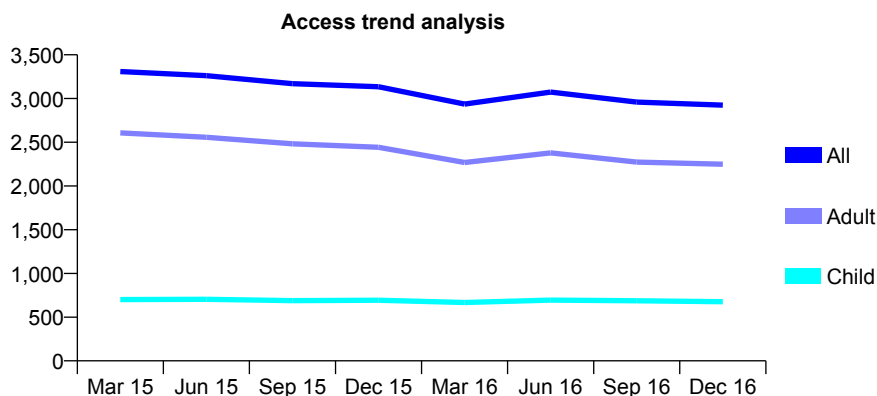
Q68 - Vital Signs At a Glance Contract Report for 126470/0001 - December 2016

Name or company name	Steyning Dental Care Ltd
Contract type name	GDS Contract
Purpose of contract	General
Contract start date	01/05/2011
Contract end date	

16/17 Contracted general activity (UDA)	11,000
Carry forward general activity (UDA)	432
16/17 Contracted orthodontic activity (UOA)	0
Carry forward orthodontic activity (UOA)	0
Baseline contract value	£307,804.74

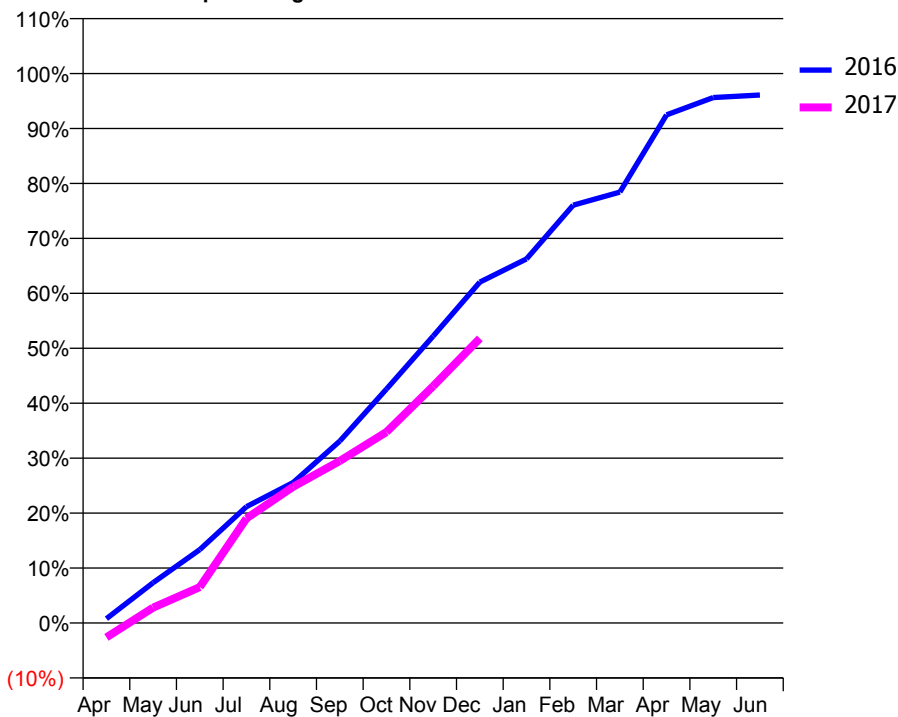
ACCESS*

Patients seen in 24 months	Total	Change since previous quarter
Quarter ending December 2015	3,135	
Quarter ending March 2016	2,936	↓
Quarter ending June 2016	3,073	↑
Quarter ending September 2016	2,960	↓
Quarter ending December 2016	2,924	↓
Variance since December 2015	(6.7%)	↓



ACTIVITY

Cumulative percentage of contracted UDA delivered 2016 & 2017



Month	Adjusted Scheduled Activity (UDA)	
	2016	2017
April	86	-291
May	806	309
June	1,469	719
July	2,328	2,094
August	2,811	2,726
September	3,643	3,245
October	4,683	3,825
November	5,743	4,743
December	6,823	5,698
January	7,290	
February	8,365	
March	8,626	
April	10,172	
May	10,519	
June	10,568	

QUALITY

	Quantity	Base Number	Contract	AT	Region	England
% of FP17s for the same patient ID Re-attending within 3 months - Children	36	720	5.0%	9.9%	11.9%	12.4%
% of FP17s for the same patient ID Re-attending within 3 months - Adults	422	2,618	16.1%	15.8%	16.5%	16.6%
% of FP17s for the same patient ID Re-attending between 3 & 9 months - Children	419	720	58.2%	59.0%	60.2%	57.5%
% of FP17s for the same patient ID Re-attending between 3 & 9 months - Adults	1,257	2,618	48.0%	51.0%	52.0%	50.4%
% of FP17s for Band 1 Urgent Courses	264	2,644	10.0%	9.5%	9.5%	9.1%
% of FP17s Relating to Free Repair or Replacements	4	2,644	0.2%	0.6%	0.7%	0.8%
% of FP17s Relating to Continuations	68	2,644	2.6%	1.1%	1.2%	1.3%
% of Patients satisfied with the dentistry they have received	14	16	87.5%	92.5%	92.9%	92.7%
% of Patients satisfied with the time they had to wait for an appointment	13	16	81.3%	89.3%	88.8%	88.8%

* This is based on patients treated on this contract for their most recent course of treatment. Figures in italics indicate the base number of FP17s or Patient Questionnaire responses are less than 100. N/A is shown where the base number of responses is less than 10 during the period. % is calculated as Quantity/Base number*100

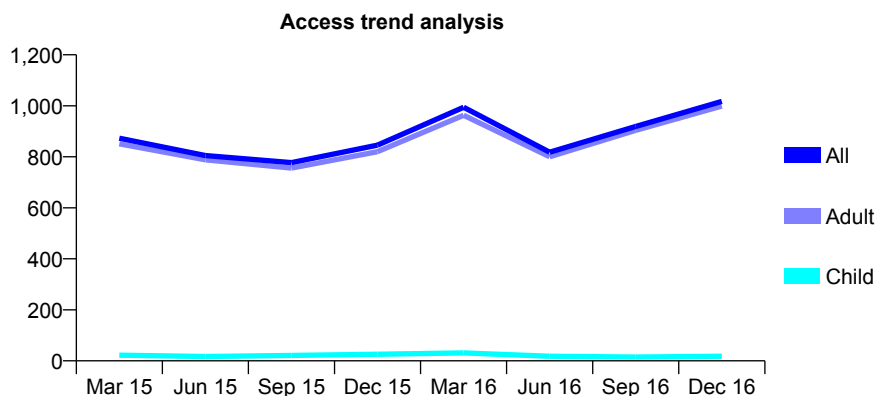
Q68 - Vital Signs At a Glance Contract Report for 126470/0002 - December 2016

Name or company name	Steyning Dental Care Ltd
Contract type name	GDS Contract
Purpose of contract	General
Contract start date	01/05/2011
Contract end date	

16/17 Contracted general activity (UDA)	3,600
Carry forward general activity (UDA)	0
16/17 Contracted orthodontic activity (UOA)	0
Carry forward orthodontic activity (UOA)	0
Baseline contract value	£185,326.34

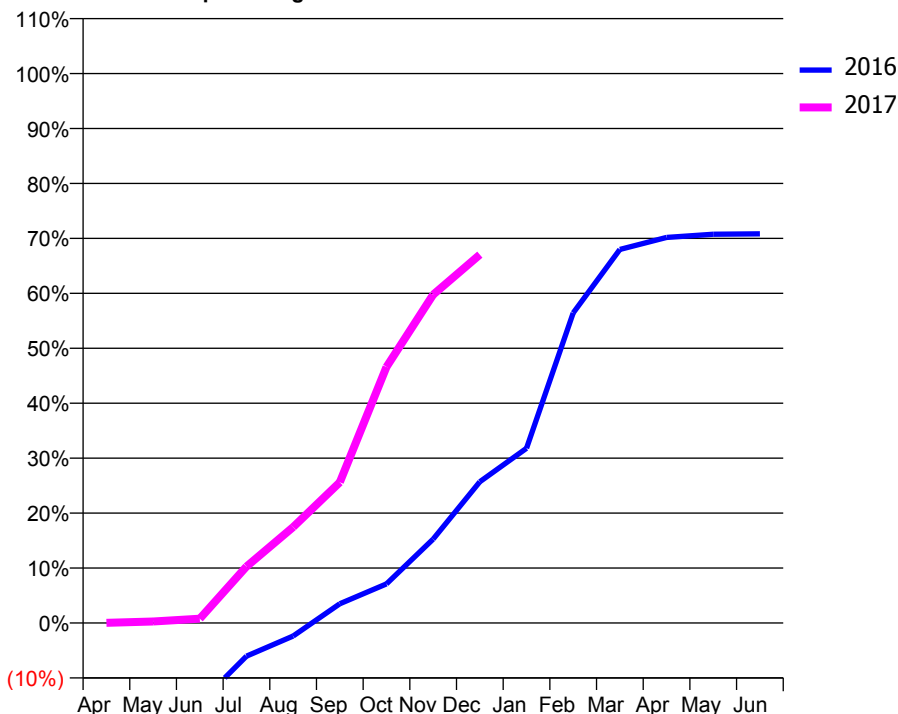
ACCESS*

Patients seen in 24 months	Total	Change since previous quarter
Quarter ending December 2015	846	
Quarter ending March 2016	994	↑
Quarter ending June 2016	818	↓
Quarter ending September 2016	919	↑
Quarter ending December 2016	1,017	↑
Variance since December 2015	20.2%	↑



ACTIVITY

Cumulative percentage of contracted UDA delivered 2016 & 2017



Month	Adjusted Scheduled Activity (UDA)	
	2016	2017
April	-822	1
May	-738	10
June	-524	28
July	-218	370
August	-86	628
September	126	922
October	256	1,678
November	550	2,151
December	926	2,413
January	1,145	
February	2,032	
March	2,448	
April	2,526	
May	2,547	
June	2,550	

QUALITY

	Quantity	Base Number	Contract	AT	Region	England
% of FP17s for the same patient ID Re-attending within 3 months - Children	0	22	0.0%	9.9%	11.9%	12.4%
% of FP17s for the same patient ID Re-attending within 3 months - Adults	18	757	2.4%	15.8%	16.5%	16.6%
% of FP17s for the same patient ID Re-attending between 3 & 9 months - Children	0	22	0.0%	59.0%	60.2%	57.5%
% of FP17s for the same patient ID Re-attending between 3 & 9 months - Adults	7	757	0.9%	51.0%	52.0%	50.4%
% of FP17s for Band 1 Urgent Courses	1	768	0.1%	9.5%	9.5%	9.1%
% of FP17s Relating to Free Repair or Replacements	1	768	0.1%	0.6%	0.7%	0.8%
% of FP17s Relating to Continuations	12	768	1.6%	1.1%	1.2%	1.3%
% of Patients satisfied with the dentistry they have received	2	2	N/A	92.5%	92.9%	92.7%
% of Patients satisfied with the time they had to wait for an appointment	1	2	N/A	89.3%	88.8%	88.8%

* This is based on patients treated on this contract for their most recent course of treatment. Figures in italics indicate the base number of FP17s or Patient Questionnaire responses are less than 100. N/A is shown where the base number of responses is less than 10 during the period. % is calculated as Quantity/Base number*100

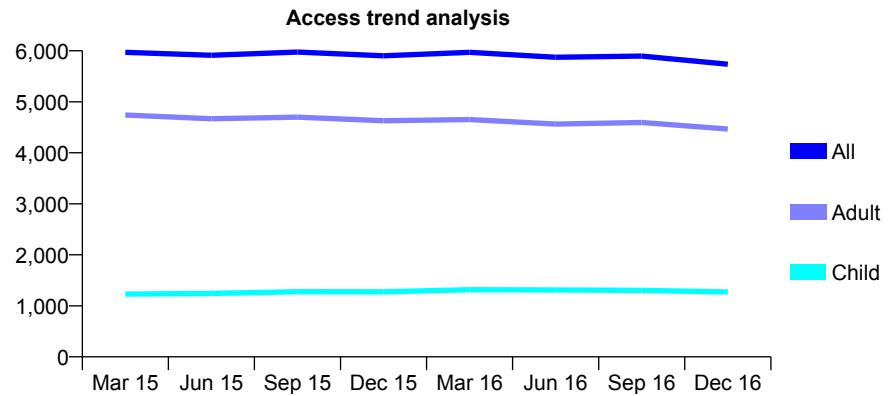
Q68 - Vital Signs At a Glance Contract Report for 128279/0001 - December 2016

Name or company name	Bright DS Limited
Contract type name	GDS Contract
Purpose of contract	General
Contract start date	01/07/2011
Contract end date	

16/17 Contracted general activity (UDA)	15,000
Carry forward general activity (UDA)	2
16/17 Contracted orthodontic activity (UOA)	0
Carry forward orthodontic activity (UOA)	0
Baseline contract value	£400,485.55

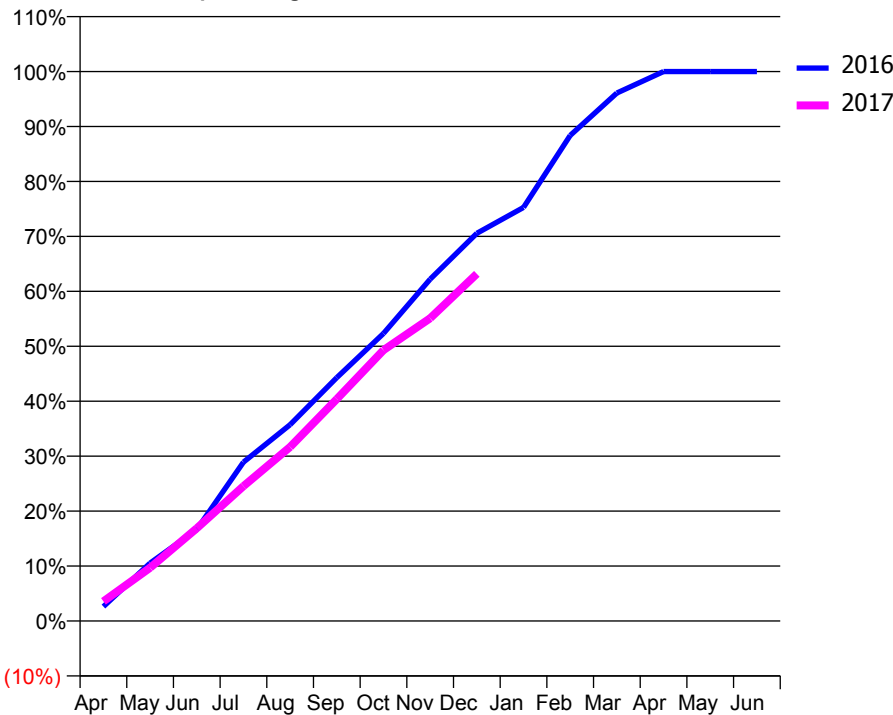
ACCESS*

Patients seen in 24 months	Total	Change since previous quarter
Quarter ending December 2015	5,903	
Quarter ending March 2016	5,969	→
Quarter ending June 2016	5,874	↓
Quarter ending September 2016	5,897	→
Quarter ending December 2016	5,738	↓
Variance since December 2015	(2.8%)	↓



ACTIVITY

Cumulative percentage of contracted UDA delivered 2016 & 2017



Month	Adjusted Scheduled Activity (UDA)	
	2016	2017
April	395	536
May	1,583	1,453
June	2,499	2,531
July	4,336	3,683
August	5,360	4,753
September	6,646	6,058
October	7,848	7,394
November	9,332	8,265
December	10,584	9,478
January	11,291	
February	13,255	
March	14,413	
April	14,998	
May	14,997	
June	14,998	

QUALITY

	Quantity	Base Number	Contract	AT	Region	England
% of FP17s for the same patient ID Re-attending within 3 months - Children	69	1,053	6.6%	9.9%	11.9%	12.4%
% of FP17s for the same patient ID Re-attending within 3 months - Adults	598	3,543	16.9%	15.8%	16.5%	16.6%
% of FP17s for the same patient ID Re-attending between 3 & 9 months - Children	467	1,053	44.3%	59.0%	60.2%	57.5%
% of FP17s for the same patient ID Re-attending between 3 & 9 months - Adults	1,252	3,543	35.3%	51.0%	52.0%	50.4%
% of FP17s for Band 1 Urgent Courses	737	4,345	17.0%	9.5%	9.5%	9.1%
% of FP17s Relating to Free Repair or Replacements	13	4,345	0.3%	0.6%	0.7%	0.8%
% of FP17s Relating to Continuations	7	4,345	0.2%	1.1%	1.2%	1.3%
% of Patients satisfied with the dentistry they have received	3	4	N/A	92.5%	92.9%	92.7%
% of Patients satisfied with the time they had to wait for an appointment	4	4	N/A	89.3%	88.8%	88.8%

* This is based on patients treated on this contract for their most recent course of treatment. Figures in italics indicate the base number of FP17s or Patient Questionnaire responses are less than 100. N/A is shown where the base number of responses is less than 10 during the period. % is calculated as Quantity/Base number*100

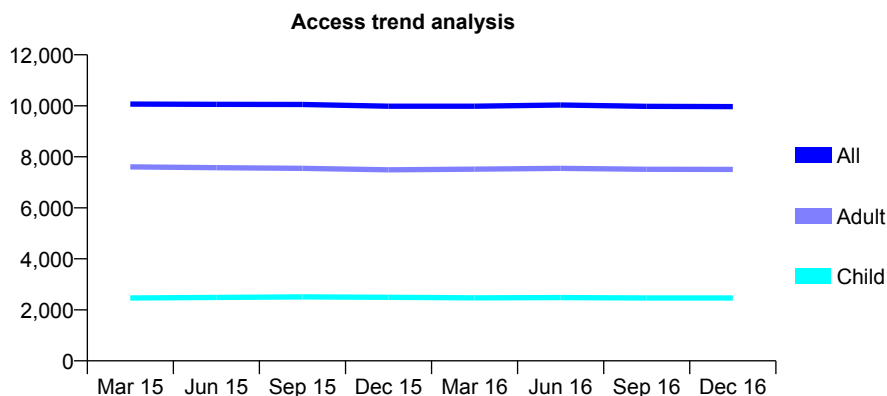
Q68 - Vital Signs At a Glance Contract Report for 128503/0001 - December 2016

Name or company name	E Lazanakis Limited
Contract type name	GDS Contract
Purpose of contract	General
Contract start date	01/04/2013
Contract end date	

16/17 Contracted general activity (UDA)	30,203
Carry forward general activity (UDA)	549
16/17 Contracted orthodontic activity (UOA)	0
Carry forward orthodontic activity (UOA)	0
Baseline contract value	£911,338.68

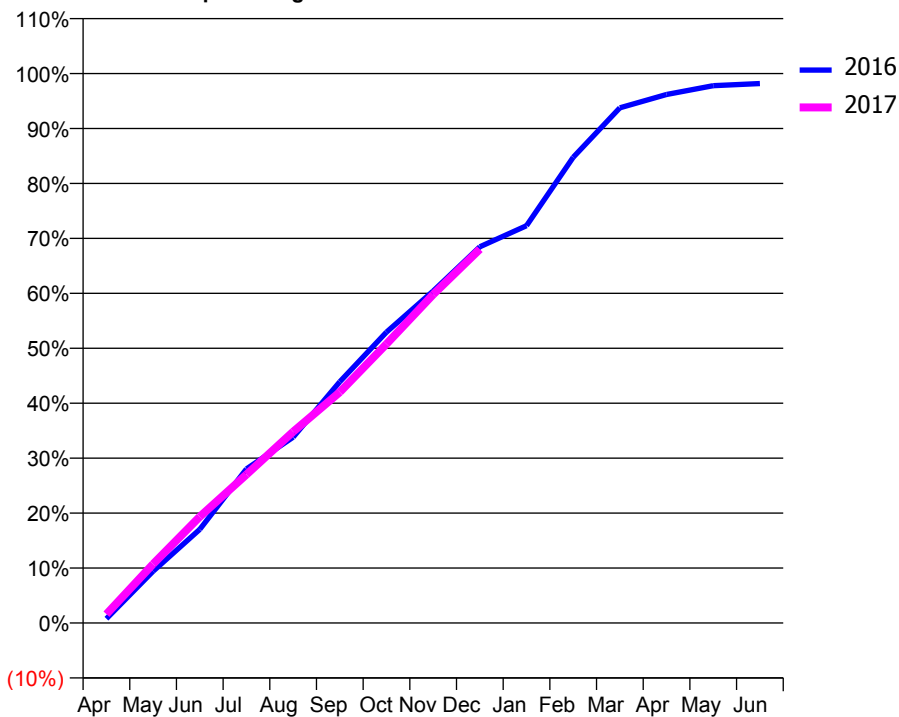
ACCESS*

Patients seen in 24 months	Total	Change since previous quarter
Quarter ending December 2015	9,982	
Quarter ending March 2016	9,984	→
Quarter ending June 2016	10,030	→
Quarter ending September 2016	9,977	→
Quarter ending December 2016	9,971	→
Variance since December 2015	(0.1%)	→



ACTIVITY

Cumulative percentage of contracted UDA delivered 2016 & 2017



Month	Adjusted Scheduled Activity (UDA)	
	2016	2017
April	242	489
May	2,851	3,247
June	5,146	5,845
July	8,471	8,163
August	10,214	10,512
September	13,259	12,689
October	15,992	15,337
November	18,249	18,056
December	20,683	20,545
January	21,840	
February	25,594	
March	28,318	
April	29,051	
May	29,533	
June	29,654	

QUALITY

	Quantity	Base Number	Contract	AT	Region	England
% of FP17s for the same patient ID Re-attending within 3 months - Children	243	3,070	7.9%	9.9%	11.9%	12.4%
% of FP17s for the same patient ID Re-attending within 3 months - Adults	1,196	8,372	14.3%	15.8%	16.5%	16.6%
% of FP17s for the same patient ID Re-attending between 3 & 9 months - Children	2,006	3,070	65.3%	59.0%	60.2%	57.5%
% of FP17s for the same patient ID Re-attending between 3 & 9 months - Adults	4,412	8,372	52.7%	51.0%	52.0%	50.4%
% of FP17s for Band 1 Urgent Courses	1,623	10,904	14.9%	9.5%	9.5%	9.1%
% of FP17s Relating to Free Repair or Replacements	41	10,904	0.4%	0.6%	0.7%	0.8%
% of FP17s Relating to Continuations	55	10,904	0.5%	1.1%	1.2%	1.3%
% of Patients satisfied with the dentistry they have received	26	31	83.9%	92.5%	92.9%	92.7%
% of Patients satisfied with the time they had to wait for an appointment	28	31	90.3%	89.3%	88.8%	88.8%

* This is based on patients treated on this contract for their most recent course of treatment. Figures in italics indicate the base number of FP17s or Patient Questionnaire responses are less than 100. N/A is shown where the base number of responses is less than 10 during the period. % is calculated as Quantity/Base number*100

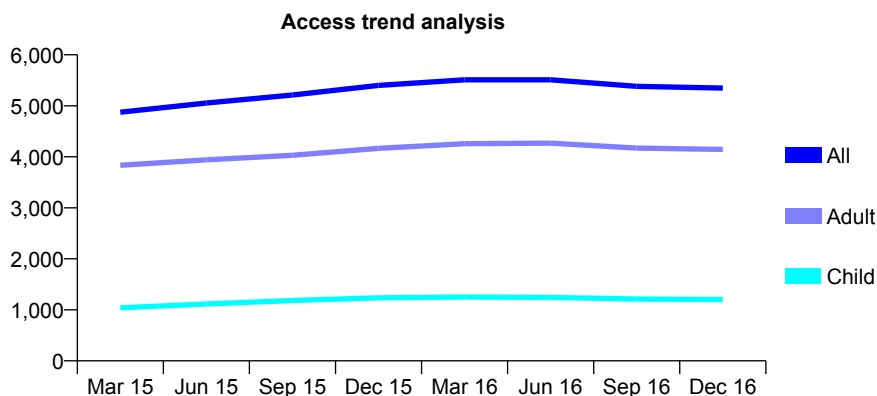
Q68 - Vital Signs At a Glance Contract Report for 128503/0003 - December 2016

Name or company name	E Lazanakis Limited
Contract type name	GDS Contract
Purpose of contract	General
Contract start date	01/04/2013
Contract end date	

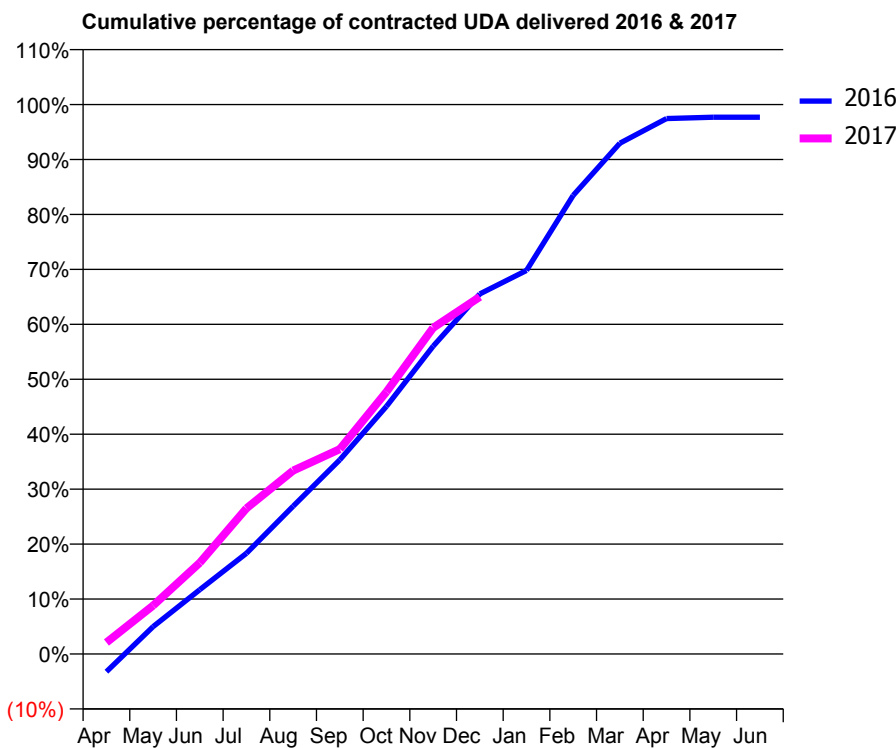
16/17 Contracted general activity (UDA)	15,352
Carry forward general activity (UDA)	357
16/17 Contracted orthodontic activity (UOA)	0
Carry forward orthodontic activity (UOA)	0
Baseline contract value	£382,421.81

ACCESS*

Patients seen in 24 months	Total	Change since previous quarter
Quarter ending December 2015	5,401	
Quarter ending March 2016	5,509	→
Quarter ending June 2016	5,511	→
Quarter ending September 2016	5,383	↓
Quarter ending December 2016	5,347	→
Variance since December 2015	(1.0%)	→



ACTIVITY



Month	Adjusted Scheduled Activity (UDA)	
	2016	2017
April	-499	323
May	766	1,353
June	1,797	2,551
July	2,814	4,069
August	4,129	5,124
September	5,426	5,723
October	6,920	7,328
November	8,600	9,115
December	10,061	9,978
January	10,715	
February	12,815	
March	14,269	
April	14,958	
May	14,995	
June	14,995	

QUALITY

	Quantity	Base Number	Contract	AT	Region	England
% of FP17s for the same patient ID Re-attending within 3 months - Children	82	1,288	6.4%	9.9%	11.9%	12.4%
% of FP17s for the same patient ID Re-attending within 3 months - Adults	490	3,869	12.7%	15.8%	16.5%	16.6%
% of FP17s for the same patient ID Re-attending between 3 & 9 months - Children	738	1,288	57.3%	59.0%	60.2%	57.5%
% of FP17s for the same patient ID Re-attending between 3 & 9 months - Adults	1,813	3,869	46.9%	51.0%	52.0%	50.4%
% of FP17s for Band 1 Urgent Courses	360	4,869	7.4%	9.5%	9.5%	9.1%
% of FP17s Relating to Free Repair or Replacements	31	4,869	0.6%	0.6%	0.7%	0.8%
% of FP17s Relating to Continuations	31	4,869	0.6%	1.1%	1.2%	1.3%
% of Patients satisfied with the dentistry they have received	6	6	N/A	92.5%	92.9%	92.7%
% of Patients satisfied with the time they had to wait for an appointment	4	6	N/A	89.3%	88.8%	88.8%

* This is based on patients treated on this contract for their most recent course of treatment. Figures in italics indicate the base number of FP17s or Patient Questionnaire responses are less than 100. N/A is shown where the base number of responses is less than 10 during the period. % is calculated as Quantity/Base number*100

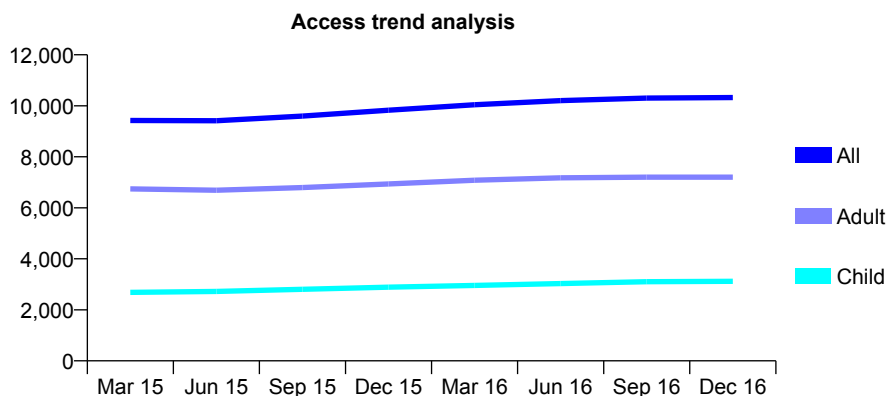
Q68 - Vital Signs At a Glance Contract Report for 128503/0004 - December 2016

Name or company name	E Lazanakis Limited
Contract type name	GDS Contract
Purpose of contract	General
Contract start date	01/04/2013
Contract end date	

16/17 Contracted general activity (UDA)	28,200
Carry forward general activity (UDA)	377
16/17 Contracted orthodontic activity (UOA)	0
Carry forward orthodontic activity (UOA)	0
Baseline contract value	£735,735.20

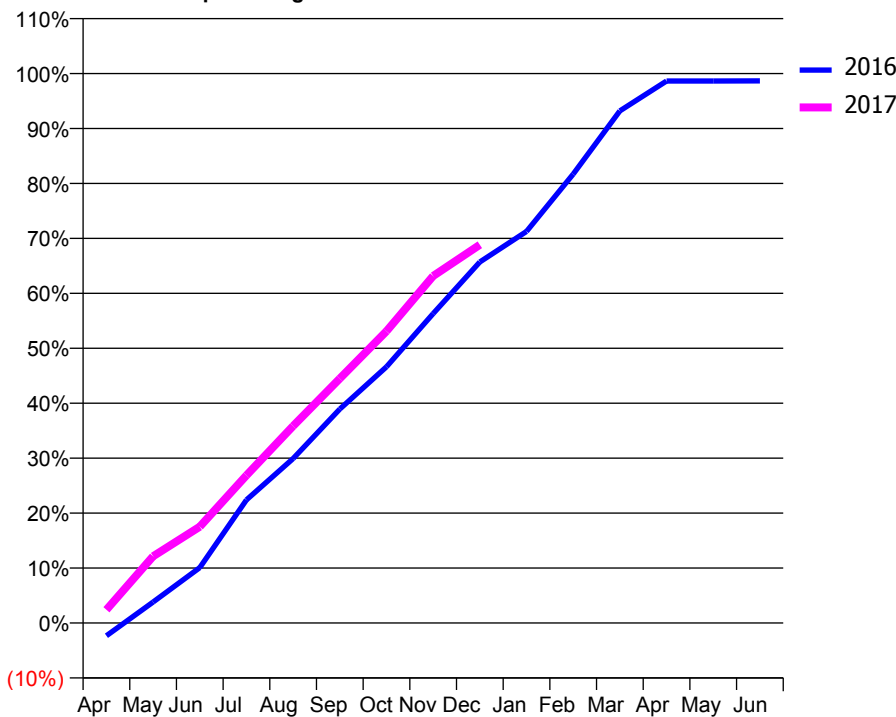
ACCESS*

Patients seen in 24 months	Total	Change since previous quarter
Quarter ending December 2015	9,828	
Quarter ending March 2016	10,040	↑
Quarter ending June 2016	10,204	→
Quarter ending September 2016	10,303	→
Quarter ending December 2016	10,324	→
Variance since December 2015	5.0%	↑



ACTIVITY

Cumulative percentage of contracted UDA delivered 2016 & 2017



Month	Adjusted Scheduled Activity (UDA)	
	2016	2017
April	-659	682
May	1,077	3,426
June	2,844	4,944
July	6,318	7,582
August	8,438	10,112
September	10,981	12,548
October	13,146	14,974
November	15,882	17,808
December	18,527	19,409
January	20,096	
February	23,041	
March	26,284	
April	27,814	
May	27,814	
June	27,823	

QUALITY

	Quantity	Base Number	Contract	AT	Region	England
% of FP17s for the same patient ID Re-attending within 3 months - Children	236	3,450	6.8%	9.9%	11.9%	12.4%
% of FP17s for the same patient ID Re-attending within 3 months - Adults	1,026	6,954	14.8%	15.8%	16.5%	16.6%
% of FP17s for the same patient ID Re-attending between 3 & 9 months - Children	2,051	3,450	59.4%	59.0%	60.2%	57.5%
% of FP17s for the same patient ID Re-attending between 3 & 9 months - Adults	3,207	6,954	46.1%	51.0%	52.0%	50.4%
% of FP17s for Band 1 Urgent Courses	1,541	9,729	15.8%	9.5%	9.5%	9.1%
% of FP17s Relating to Free Repair or Replacements	41	9,729	0.4%	0.6%	0.7%	0.8%
% of FP17s Relating to Continuations	22	9,729	0.2%	1.1%	1.2%	1.3%
% of Patients satisfied with the dentistry they have received	17	17	100.0%	92.5%	92.9%	92.7%
% of Patients satisfied with the time they had to wait for an appointment	15	17	88.2%	89.3%	88.8%	88.8%

* This is based on patients treated on this contract for their most recent course of treatment. Figures in italics indicate the base number of FP17s or Patient Questionnaire responses are less than 100. N/A is shown where the base number of responses is less than 10 during the period. % is calculated as Quantity/Base number*100

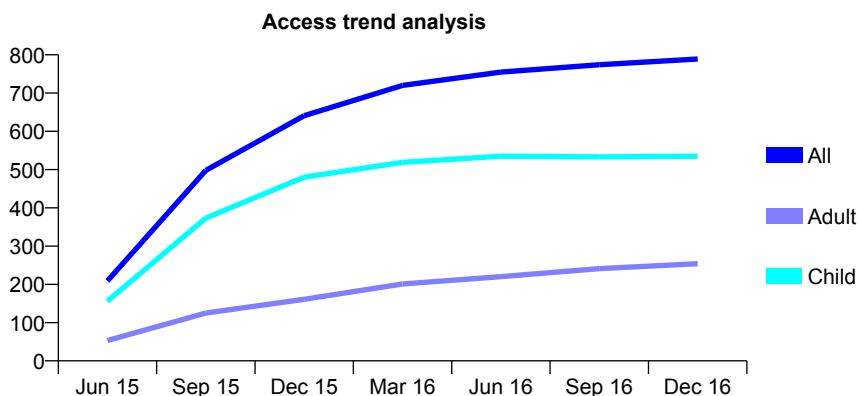
Q68 - Vital Signs At a Glance Contract Report for 129828/0002 - December 2016

Name or company name	Mr SM Frost and Mr P Holmes
Contract type name	GDS Contract
Purpose of contract	General
Contract start date	04/04/2015
Contract end date	

16/17 Contracted general activity (UDA)	2,200
Carry forward general activity (UDA)	0
16/17 Contracted orthodontic activity (UOA)	0
Carry forward orthodontic activity (UOA)	0
Baseline contract value	£59,607.37

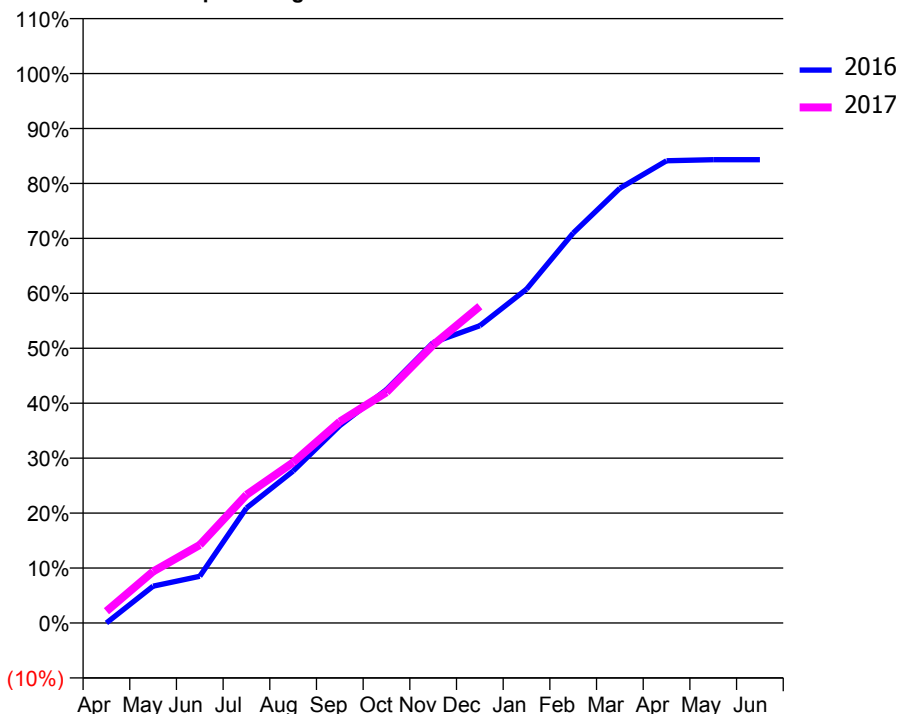
ACCESS*

Patients seen in 24 months	Total	Change since previous quarter
Quarter ending December 2015	641	
Quarter ending March 2016	720	↑
Quarter ending June 2016	755	↑
Quarter ending September 2016	774	↑
Quarter ending December 2016	789	→
Variance since December 2015	23.1%	↑



ACTIVITY

Cumulative percentage of contracted UDA delivered 2016 & 2017



Month	Adjusted Scheduled Activity (UDA)	
	2016	2017
April	0	47
May	146	206
June	185	313
July	457	513
August	603	643
September	784	806
October	927	924
November	1,114	1,114
December	1,180	1,268
January	1,326	
February	1,549	
March	1,726	
April	1,836	
May	1,840	
June	1,840	

QUALITY

	Quantity	Base Number	Contract	AT	Region	England
% of FP17s for the same patient ID Re-attending within 3 months - Children	41	676	6.1%	9.9%	11.9%	12.4%
% of FP17s for the same patient ID Re-attending within 3 months - Adults	14	205	6.8%	15.8%	16.5%	16.6%
% of FP17s for the same patient ID Re-attending between 3 & 9 months - Children	455	676	67.3%	59.0%	60.2%	57.5%
% of FP17s for the same patient ID Re-attending between 3 & 9 months - Adults	131	205	63.9%	51.0%	52.0%	50.4%
% of FP17s for Band 1 Urgent Courses	19	814	2.3%	9.5%	9.5%	9.1%
% of FP17s Relating to Free Repair or Replacements	0	814	0.0%	0.6%	0.7%	0.8%
% of FP17s Relating to Continuations	8	814	1.0%	1.1%	1.2%	1.3%
% of Patients satisfied with the dentistry they have received	1	1	N/A	92.5%	92.9%	92.7%
% of Patients satisfied with the time they had to wait for an appointment	1	1	N/A	89.3%	88.8%	88.8%

* This is based on patients treated on this contract for their most recent course of treatment. Figures in italics indicate the base number of FP17s or Patient Questionnaire responses are less than 100. N/A is shown where the base number of responses is less than 10 during the period. % is calculated as Quantity/Base number*100

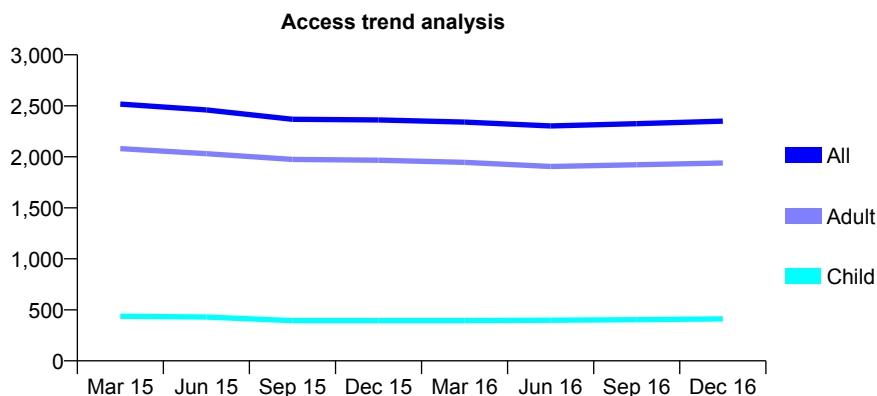
Q68 - Vital Signs At a Glance Contract Report for 130648/0001 - December 2016

Name or company name	Claremont Dental Practice
Contract type name	GDS Contract
Purpose of contract	General
Contract start date	23/02/2009
Contract end date	

16/17 Contracted general activity (UDA)	9,219
Carry forward general activity (UDA)	138
16/17 Contracted orthodontic activity (UOA)	0
Carry forward orthodontic activity (UOA)	0
Baseline contract value	£242,336.70

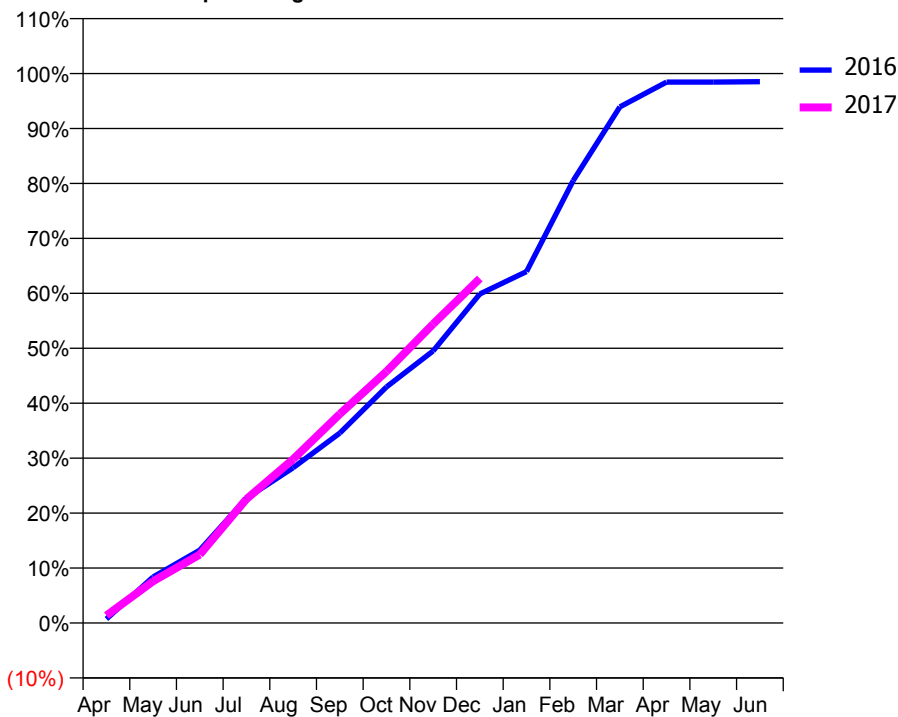
ACCESS*

Patients seen in 24 months	Total	Change since previous quarter
Quarter ending December 2015	2,361	
Quarter ending March 2016	2,340	→
Quarter ending June 2016	2,303	↓
Quarter ending September 2016	2,325	→
Quarter ending December 2016	2,350	→
Variance since December 2015	(0.5%)	→



ACTIVITY

Cumulative percentage of contracted UDA delivered 2016 & 2017



Month	Adjusted Scheduled Activity (UDA)	
	2016	2017
April	68	126
May	773	702
June	1,223	1,150
July	2,093	2,079
August	2,606	2,748
September	3,188	3,506
October	3,962	4,221
November	4,565	5,017
December	5,519	5,780
January	5,896	
February	7,423	
March	8,660	
April	9,074	
May	9,074	
June	9,081	

QUALITY

	Quantity	Base Number	Contract	AT	Region	England
% of FP17s for the same patient ID Re-attending within 3 months - Children	22	400	5.5%	9.9%	11.9%	12.4%
% of FP17s for the same patient ID Re-attending within 3 months - Adults	218	2,018	10.8%	15.8%	16.5%	16.6%
% of FP17s for the same patient ID Re-attending between 3 & 9 months - Children	207	400	51.7%	59.0%	60.2%	57.5%
% of FP17s for the same patient ID Re-attending between 3 & 9 months - Adults	1,142	2,018	56.6%	51.0%	52.0%	50.4%
% of FP17s for Band 1 Urgent Courses	165	2,275	7.3%	9.5%	9.5%	9.1%
% of FP17s Relating to Free Repair or Replacements	8	2,275	0.4%	0.6%	0.7%	0.8%
% of FP17s Relating to Continuations	9	2,275	0.4%	1.1%	1.2%	1.3%
% of Patients satisfied with the dentistry they have received	12	12	100.0%	92.5%	92.9%	92.7%
% of Patients satisfied with the time they had to wait for an appointment	12	12	100.0%	89.3%	88.8%	88.8%

* This is based on patients treated on this contract for their most recent course of treatment. Figures in italics indicate the base number of FP17s or Patient Questionnaire responses are less than 100. N/A is shown where the base number of responses is less than 10 during the period. % is calculated as Quantity/Base number*100

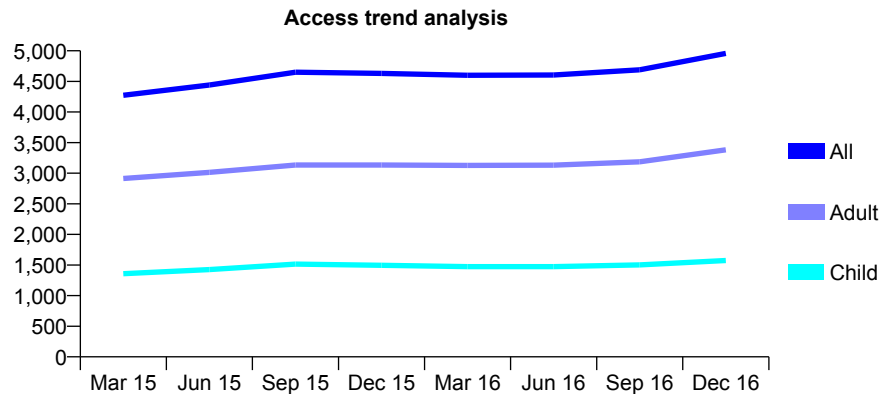
Q68 - Vital Signs At a Glance Contract Report for 131148/0001 - December 2016

Name or company name	Iosis Clinic (Godalming) Ltd
Contract type name	GDS Contract
Purpose of contract	General
Contract start date	01/04/2010
Contract end date	

16/17 Contracted general activity (UDA)	13,232
Carry forward general activity (UDA)	87
16/17 Contracted orthodontic activity (UOA)	0
Carry forward orthodontic activity (UOA)	0
Baseline contract value	£469,558.42

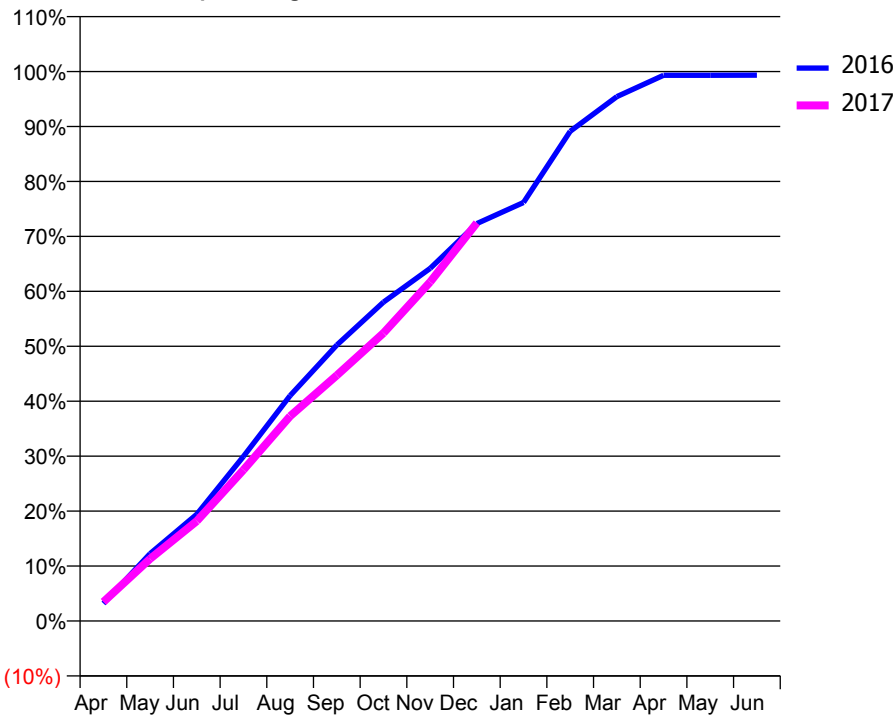
ACCESS*

Patients seen in 24 months	Total	Change since previous quarter
Quarter ending December 2015	4,630	
Quarter ending March 2016	4,601	→
Quarter ending June 2016	4,605	→
Quarter ending September 2016	4,690	→
Quarter ending December 2016	4,958	↑
Variance since December 2015	7.1%	↑



ACTIVITY

Cumulative percentage of contracted UDA delivered 2016 & 2017



Month	Adjusted Scheduled Activity (UDA)	
	2016	2017
April	421	460
May	1,623	1,498
June	2,570	2,408
July	3,963	3,641
August	5,429	4,935
September	6,644	5,916
October	7,679	6,935
November	8,492	8,163
December	9,569	9,586
January	10,079	
February	11,791	
March	12,628	
April	13,142	
May	13,141	
June	13,145	

QUALITY

	Quantity	Base Number	Contract	AT	Region	England
% of FP17s for the same patient ID Re-attending within 3 months - Children	152	2,073	7.3%	9.9%	11.9%	12.4%
% of FP17s for the same patient ID Re-attending within 3 months - Adults	571	4,130	13.8%	15.8%	16.5%	16.6%
% of FP17s for the same patient ID Re-attending between 3 & 9 months - Children	1,516	2,073	73.1%	59.0%	60.2%	57.5%
% of FP17s for the same patient ID Re-attending between 3 & 9 months - Adults	2,334	4,130	56.5%	51.0%	52.0%	50.4%
% of FP17s for Band 1 Urgent Courses	556	5,933	9.4%	9.5%	9.5%	9.1%
% of FP17s Relating to Free Repair or Replacements	8	5,933	0.1%	0.6%	0.7%	0.8%
% of FP17s Relating to Continuations	43	5,933	0.7%	1.1%	1.2%	1.3%
% of Patients satisfied with the dentistry they have received	4	4	N/A	92.5%	92.9%	92.7%
% of Patients satisfied with the time they had to wait for an appointment	3	4	N/A	89.3%	88.8%	88.8%

* This is based on patients treated on this contract for their most recent course of treatment. Figures in italics indicate the base number of FP17s or Patient Questionnaire responses are less than 100. N/A is shown where the base number of responses is less than 10 during the period. % is calculated as Quantity/Base number*100

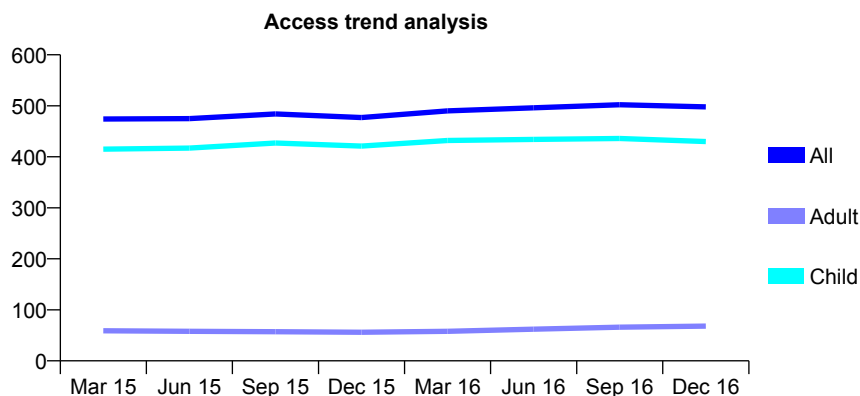
Q68 - Vital Signs At a Glance Contract Report for 131695/0001 - December 2016

Name or company name	Down House Dental Practice Limited
Contract type name	GDS Contract
Purpose of contract	General
Contract start date	01/04/2011
Contract end date	

16/17 Contracted general activity (UDA)	1,306
Carry forward general activity (UDA)	0
16/17 Contracted orthodontic activity (UOA)	0
Carry forward orthodontic activity (UOA)	0
Baseline contract value	£42,516.97

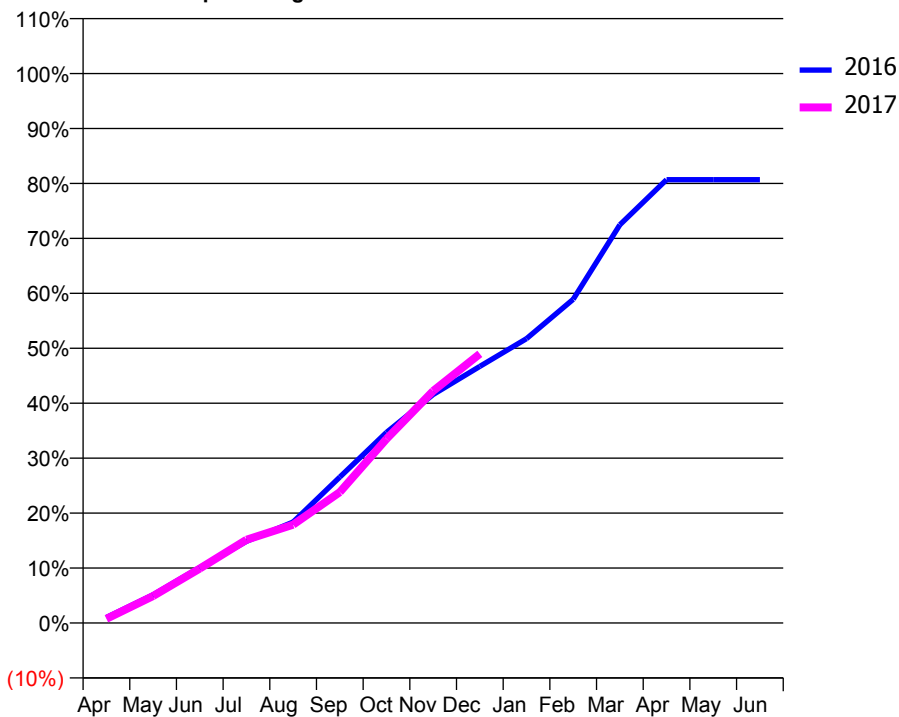
ACCESS*

Patients seen in 24 months	Total	Change since previous quarter
Quarter ending December 2015	477	
Quarter ending March 2016	490	↑
Quarter ending June 2016	496	→
Quarter ending September 2016	502	→
Quarter ending December 2016	498	→
Variance since December 2015	4.4%	↑



ACTIVITY

Cumulative percentage of contracted UDA delivered 2016 & 2017



Month	Adjusted Scheduled Activity (UDA)	
	2016	2017
April	13	10
May	67	64
June	132	129
July	194	198
August	240	234
September	347	311
October	453	437
November	543	552
December	610	640
January	676	
February	769	
March	946	
April	1,054	
May	1,054	
June	1,054	

QUALITY

	Quantity	Base Number	Contract	AT	Region	England
% of FP17s for the same patient ID Re-attending within 3 months - Children	47	586	8.0%	9.9%	11.9%	12.4%
% of FP17s for the same patient ID Re-attending within 3 months - Adults	0	1	0.0%	15.8%	16.5%	16.6%
% of FP17s for the same patient ID Re-attending between 3 & 9 months - Children	414	586	70.6%	59.0%	60.2%	57.5%
% of FP17s for the same patient ID Re-attending between 3 & 9 months - Adults	1	1	100.0%	51.0%	52.0%	50.4%
% of FP17s for Band 1 Urgent Courses	8	510	1.6%	9.5%	9.5%	9.1%
% of FP17s Relating to Free Repair or Replacements	0	510	0.0%	0.6%	0.7%	0.8%
% of FP17s Relating to Continuations	12	510	2.4%	1.1%	1.2%	1.3%
% of Patients satisfied with the dentistry they have received	0	0	N/A	92.5%	92.9%	92.7%
% of Patients satisfied with the time they had to wait for an appointment	0	0	N/A	89.3%	88.8%	88.8%

* This is based on patients treated on this contract for their most recent course of treatment. Figures in italics indicate the base number of FP17s or Patient Questionnaire responses are less than 100. N/A is shown where the base number of responses is less than 10 during the period. % is calculated as Quantity/Base number*100

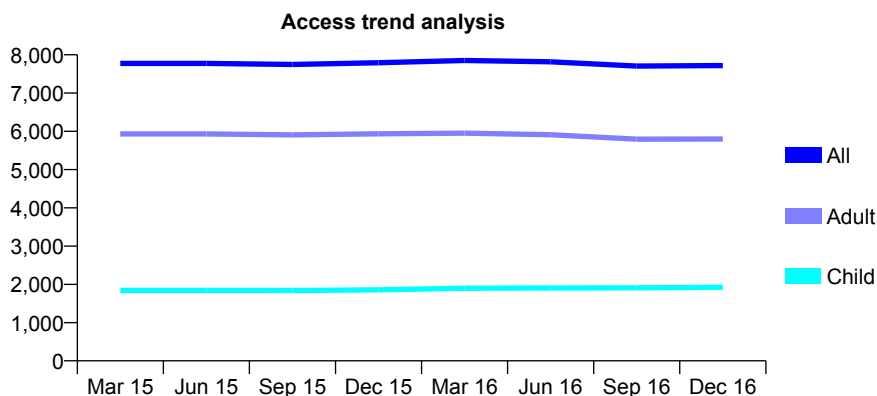
Q68 - Vital Signs At a Glance Contract Report for 131970/0001 - December 2016

Name or company name	Colin Bunce Limited
Contract type name	GDS Contract
Purpose of contract	General
Contract start date	01/11/2010
Contract end date	

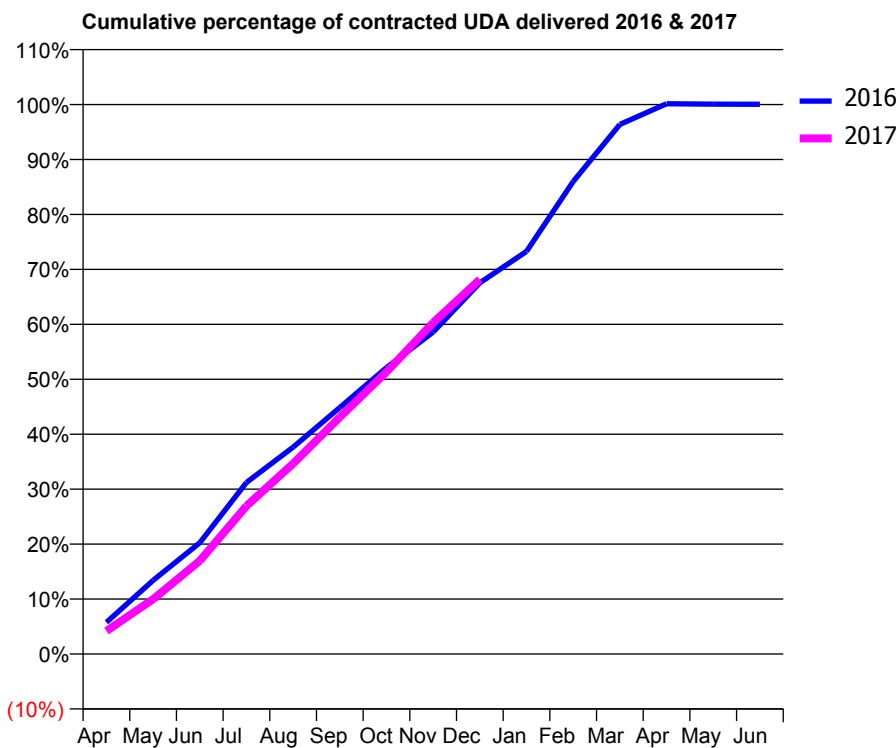
16/17 Contracted general activity (UDA)	24,568
Carry forward general activity (UDA)	-11
16/17 Contracted orthodontic activity (UOA)	0
Carry forward orthodontic activity (UOA)	0
Baseline contract value	£606,025.71

ACCESS*

Patients seen in 24 months	Total	Change since previous quarter
Quarter ending December 2015	7,791	
Quarter ending March 2016	7,851	→
Quarter ending June 2016	7,816	→
Quarter ending September 2016	7,705	↓
Quarter ending December 2016	7,721	→
Variance since December 2015	(0.9%)	→



ACTIVITY



Month	Adjusted Scheduled Activity (UDA)	
	2016	2017
April	1,416	1,028
May	3,294	2,456
June	4,976	4,171
July	7,668	6,621
August	9,247	8,514
September	11,022	10,590
October	12,802	12,611
November	14,396	14,819
December	16,594	16,748
January	18,003	
February	21,125	
March	23,675	
April	24,599	
May	24,582	
June	24,579	

QUALITY

	Quantity	Base Number	Contract	AT	Region	England
% of FP17s for the same patient ID Re-attending within 3 months - Children	172	2,356	7.3%	9.9%	11.9%	12.4%
% of FP17s for the same patient ID Re-attending within 3 months - Adults	782	6,732	11.6%	15.8%	16.5%	16.6%
% of FP17s for the same patient ID Re-attending between 3 & 9 months - Children	1,589	2,356	67.4%	59.0%	60.2%	57.5%
% of FP17s for the same patient ID Re-attending between 3 & 9 months - Adults	4,571	6,732	67.9%	51.0%	52.0%	50.4%
% of FP17s for Band 1 Urgent Courses	506	8,647	5.9%	9.5%	9.5%	9.1%
% of FP17s Relating to Free Repair or Replacements	97	8,647	1.1%	0.6%	0.7%	0.8%
% of FP17s Relating to Continuations	103	8,647	1.2%	1.1%	1.2%	1.3%
% of Patients satisfied with the dentistry they have received	10	10	100.0%	92.5%	92.9%	92.7%
% of Patients satisfied with the time they had to wait for an appointment	9	10	90.0%	89.3%	88.8%	88.8%

* This is based on patients treated on this contract for their most recent course of treatment. Figures in italics indicate the base number of FP17s or Patient Questionnaire responses are less than 100. N/A is shown where the base number of responses is less than 10 during the period. % is calculated as Quantity/Base number*100

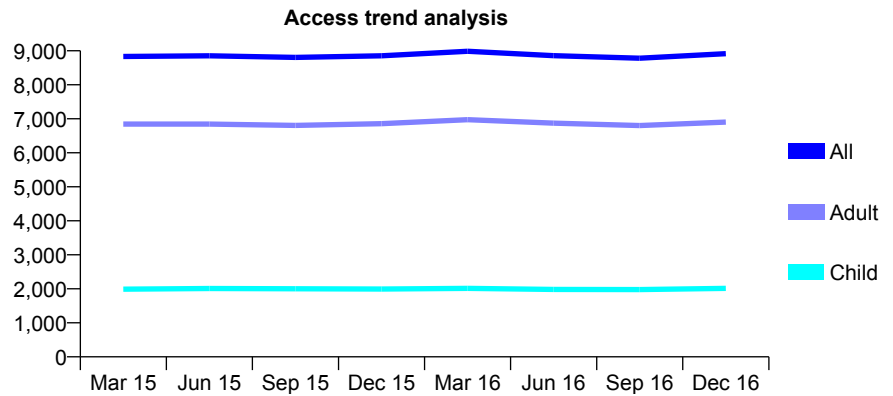
Q68 - Vital Signs At a Glance Contract Report for 132012/0001 - December 2016

Name or company name	Mr RK Sethi and Mr J Patel
Contract type name	GDS Contract
Purpose of contract	General
Contract start date	01/05/2011
Contract end date	

16/17 Contracted general activity (UDA)	20,609
Carry forward general activity (UDA)	-412
16/17 Contracted orthodontic activity (UOA)	0
Carry forward orthodontic activity (UOA)	0
Baseline contract value	£498,295.17

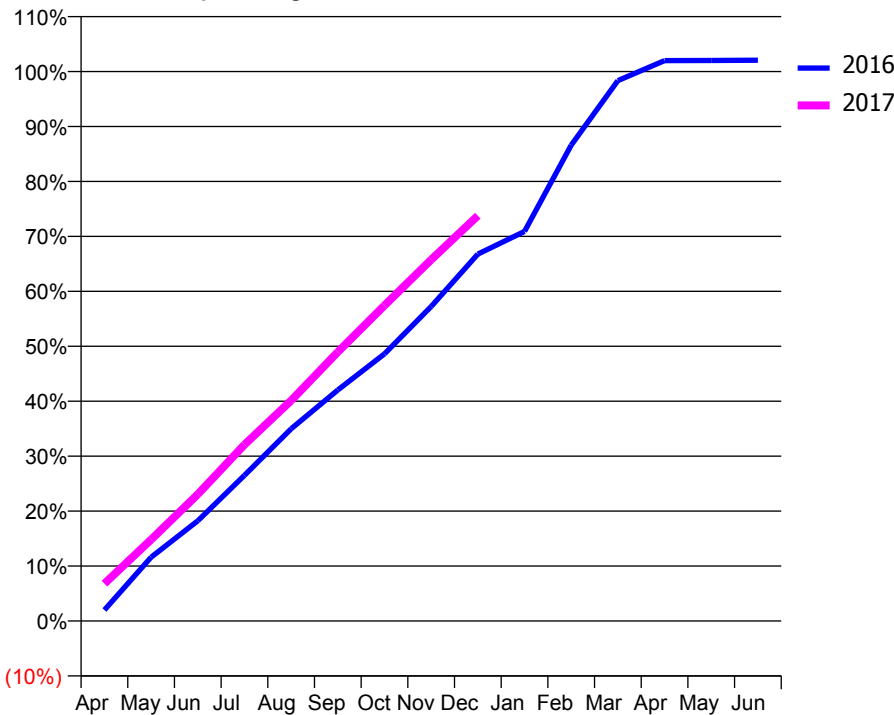
ACCESS*

Patients seen in 24 months	Total	Change since previous quarter
Quarter ending December 2015	8,851	
Quarter ending March 2016	8,988	→
Quarter ending June 2016	8,856	↓
Quarter ending September 2016	8,781	→
Quarter ending December 2016	8,915	→
Variance since December 2015	0.7%	→



ACTIVITY

Cumulative percentage of contracted UDA delivered 2016 & 2017



Month	Adjusted Scheduled Activity (UDA)	
	2016	2017
April	412	1,401
May	2,394	3,054
June	3,760	4,753
July	5,462	6,615
August	7,207	8,269
September	8,664	10,091
October	10,020	11,837
November	11,796	13,549
December	13,759	15,201
January	14,609	
February	17,845	
March	20,269	
April	21,018	
May	21,025	
June	21,033	

QUALITY

	Quantity	Base Number	Contract	AT	Region	England
% of FP17s for the same patient ID Re-attending within 3 months - Children	144	1,950	7.4%	9.9%	11.9%	12.4%
% of FP17s for the same patient ID Re-attending within 3 months - Adults	953	6,475	14.7%	15.8%	16.5%	16.6%
% of FP17s for the same patient ID Re-attending between 3 & 9 months - Children	906	1,950	46.5%	59.0%	60.2%	57.5%
% of FP17s for the same patient ID Re-attending between 3 & 9 months - Adults	2,846	6,475	44.0%	51.0%	52.0%	50.4%
% of FP17s for Band 1 Urgent Courses	704	7,536	9.3%	9.5%	9.5%	9.1%
% of FP17s Relating to Free Repair or Replacements	37	7,536	0.5%	0.6%	0.7%	0.8%
% of FP17s Relating to Continuations	52	7,536	0.7%	1.1%	1.2%	1.3%
% of Patients satisfied with the dentistry they have received	3	3	N/A	92.5%	92.9%	92.7%
% of Patients satisfied with the time they had to wait for an appointment	3	3	N/A	89.3%	88.8%	88.8%

* This is based on patients treated on this contract for their most recent course of treatment. Figures in italics indicate the base number of FP17s or Patient Questionnaire responses are less than 100. N/A is shown where the base number of responses is less than 10 during the period. % is calculated as Quantity/Base number*100

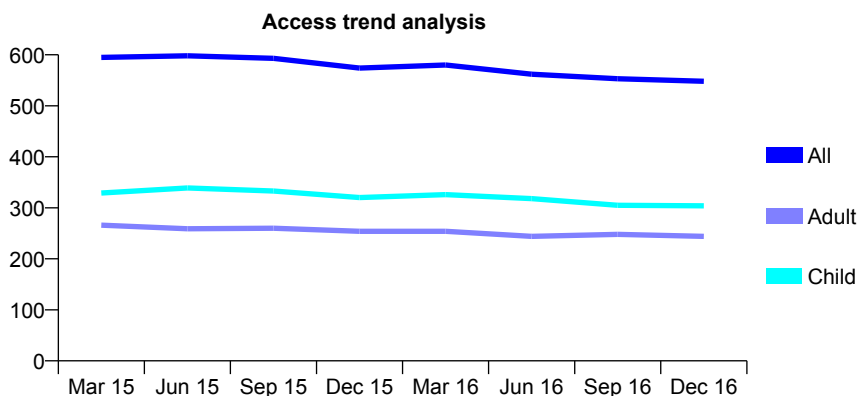
Q68 - Vital Signs At a Glance Contract Report for 132772/0001 - December 2016

Name or company name	The Sutton Dental Practice Ltd
Contract type name	GDS Contract
Purpose of contract	General
Contract start date	01/06/2011
Contract end date	

16/17 Contracted general activity (UDA)	1,450
Carry forward general activity (UDA)	0
16/17 Contracted orthodontic activity (UOA)	0
Carry forward orthodontic activity (UOA)	0
Baseline contract value	£42,820.42

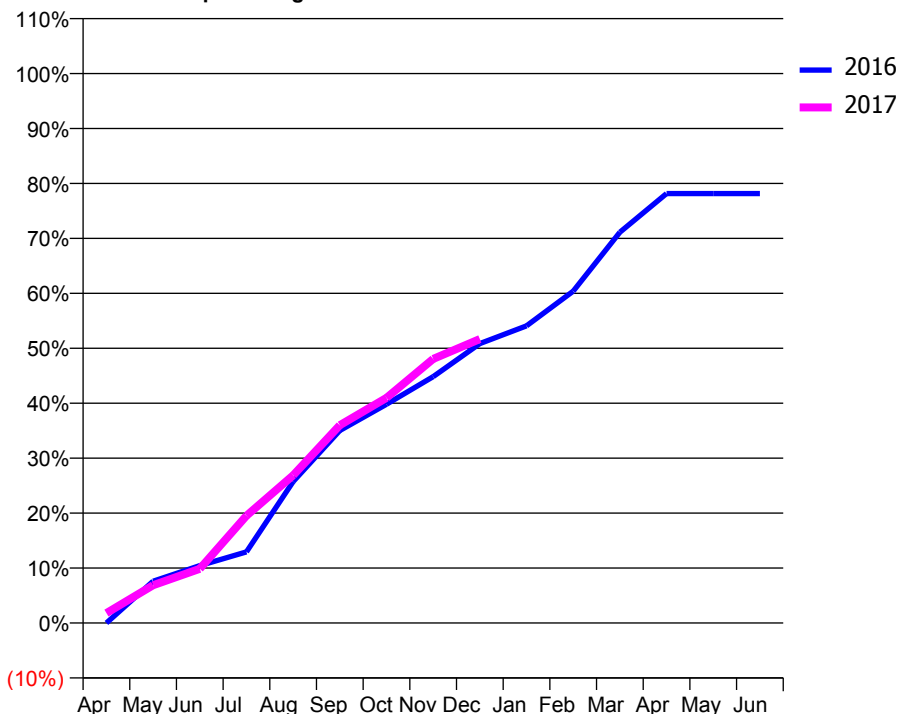
ACCESS*

Patients seen in 24 months	Total	Change since previous quarter
Quarter ending December 2015	574	
Quarter ending March 2016	580	→
Quarter ending June 2016	562	↓
Quarter ending September 2016	553	↓
Quarter ending December 2016	548	→
Variance since December 2015	(4.5%)	↓



ACTIVITY

Cumulative percentage of contracted UDA delivered 2016 & 2017



Month	Adjusted Scheduled Activity (UDA)	
	2016	2017
April	0	26
May	110	100
June	152	143
July	188	283
August	373	390
September	508	522
October	577	594
November	650	697
December	737	749
January	784	
February	876	
March	1,031	
April	1,133	
May	1,133	
June	1,133	

QUALITY

	Quantity	Base Number	Contract	AT	Region	England
% of FP17s for the same patient ID Re-attending within 3 months - Children	6	290	2.1%	9.9%	11.9%	12.4%
% of FP17s for the same patient ID Re-attending within 3 months - Adults	39	191	20.4%	15.8%	16.5%	16.6%
% of FP17s for the same patient ID Re-attending between 3 & 9 months - Children	157	290	54.1%	59.0%	60.2%	57.5%
% of FP17s for the same patient ID Re-attending between 3 & 9 months - Adults	78	191	40.8%	51.0%	52.0%	50.4%
% of FP17s for Band 1 Urgent Courses	26	433	6.0%	9.5%	9.5%	9.1%
% of FP17s Relating to Free Repair or Replacements	0	433	0.0%	0.6%	0.7%	0.8%
% of FP17s Relating to Continuations	9	433	2.1%	1.1%	1.2%	1.3%
% of Patients satisfied with the dentistry they have received	0	0	N/A	92.5%	92.9%	92.7%
% of Patients satisfied with the time they had to wait for an appointment	0	0	N/A	89.3%	88.8%	88.8%

* This is based on patients treated on this contract for their most recent course of treatment. Figures in italics indicate the base number of FP17s or Patient Questionnaire responses are less than 100. N/A is shown where the base number of responses is less than 10 during the period. % is calculated as Quantity/Base number*100

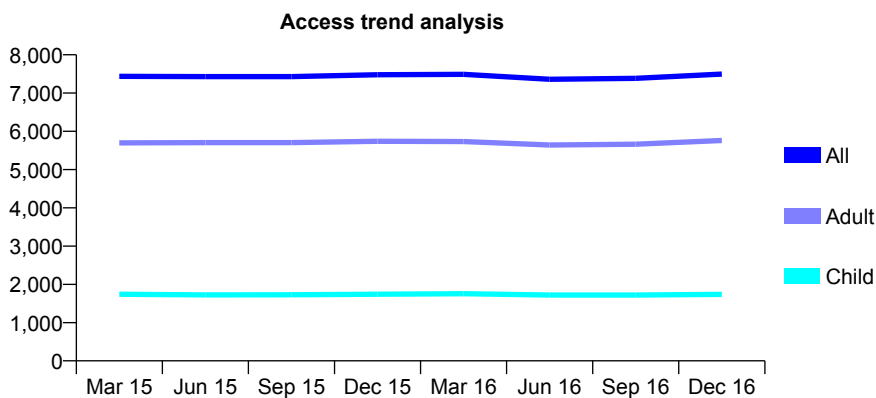
Q68 - Vital Signs At a Glance Contract Report for 132888/0001 - December 2016

Name or company name	Lowcroft Dental Surgery Ltd
Contract type name	GDS Contract
Purpose of contract	General
Contract start date	01/01/2013
Contract end date	

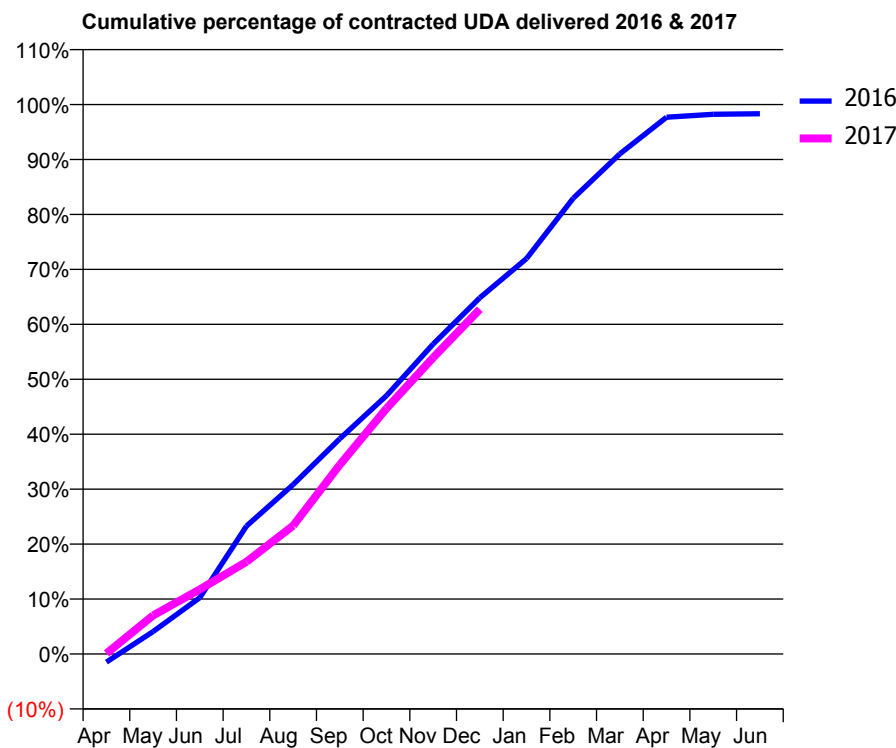
16/17 Contracted general activity (UDA)	22,217
Carry forward general activity (UDA)	374
16/17 Contracted orthodontic activity (UOA)	0
Carry forward orthodontic activity (UOA)	0
Baseline contract value	£584,971.61

ACCESS*

Patients seen in 24 months	Total	Change since previous quarter
Quarter ending December 2015	7,480	
Quarter ending March 2016	7,489	→
Quarter ending June 2016	7,360	↓
Quarter ending September 2016	7,384	→
Quarter ending December 2016	7,495	→
Variance since December 2015	0.2%	→



ACTIVITY



Month	Adjusted Scheduled Activity (UDA)	
	2016	2017
April	-330	25
May	906	1,560
June	2,278	2,615
July	5,172	3,730
August	6,852	5,188
September	8,704	7,652
October	10,447	9,928
November	12,533	11,984
December	14,401	13,940
January	15,989	
February	18,423	
March	20,220	
April	21,701	
May	21,821	
June	21,843	

QUALITY

	Quantity	Base Number	Contract	AT	Region	England
% of FP17s for the same patient ID Re-attending within 3 months - Children	86	1,833	4.7%	9.9%	11.9%	12.4%
% of FP17s for the same patient ID Re-attending within 3 months - Adults	804	5,922	13.6%	15.8%	16.5%	16.6%
% of FP17s for the same patient ID Re-attending between 3 & 9 months - Children	1,091	1,833	59.5%	59.0%	60.2%	57.5%
% of FP17s for the same patient ID Re-attending between 3 & 9 months - Adults	3,334	5,922	56.3%	51.0%	52.0%	50.4%
% of FP17s for Band 1 Urgent Courses	324	7,038	4.6%	9.5%	9.5%	9.1%
% of FP17s Relating to Free Repair or Replacements	76	7,038	1.1%	0.6%	0.7%	0.8%
% of FP17s Relating to Continuations	93	7,038	1.3%	1.1%	1.2%	1.3%
% of Patients satisfied with the dentistry they have received	5	8	N/A	92.5%	92.9%	92.7%
% of Patients satisfied with the time they had to wait for an appointment	4	8	N/A	89.3%	88.8%	88.8%

* This is based on patients treated on this contract for their most recent course of treatment. Figures in italics indicate the base number of FP17s or Patient Questionnaire responses are less than 100. N/A is shown where the base number of responses is less than 10 during the period. % is calculated as Quantity/Base number*100

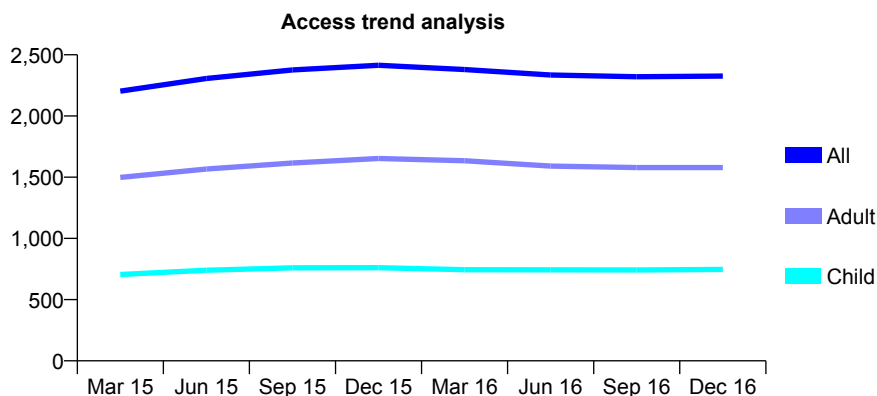
Q68 - Vital Signs At a Glance Contract Report for 133817/0001 - December 2016

Name or company name	Mr A Patel
Contract type name	GDS Contract
Purpose of contract	General
Contract start date	01/12/2013
Contract end date	

16/17 Contracted general activity (UDA)	6,536
Carry forward general activity (UDA)	-131
16/17 Contracted orthodontic activity (UOA)	0
Carry forward orthodontic activity (UOA)	0
Baseline contract value	£200,908.89

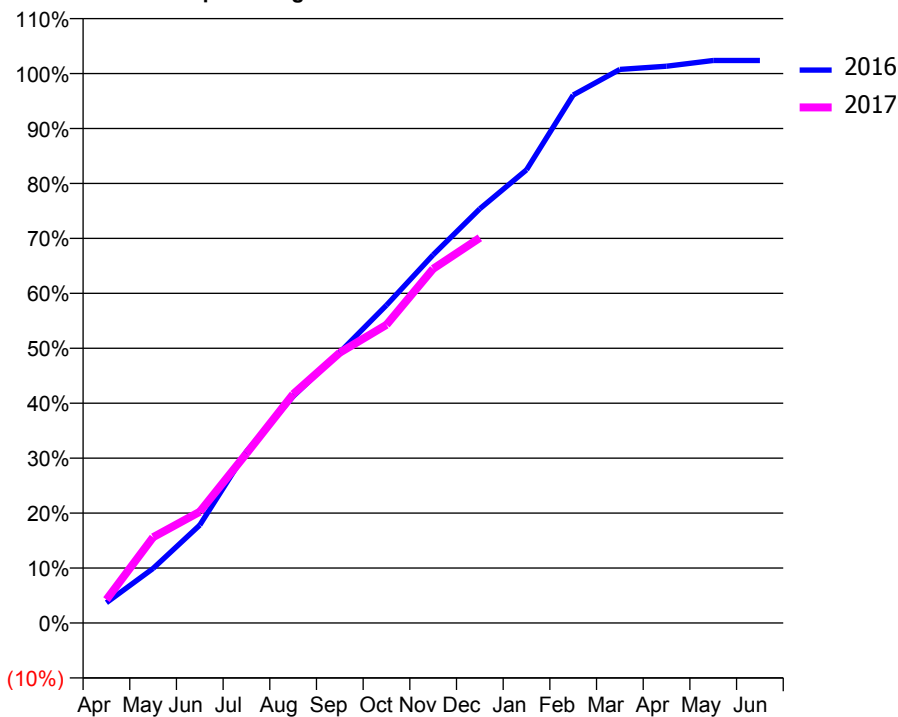
ACCESS*

Patients seen in 24 months	Total	Change since previous quarter
Quarter ending December 2015	2,414	
Quarter ending March 2016	2,380	↓
Quarter ending June 2016	2,335	↓
Quarter ending September 2016	2,321	→
Quarter ending December 2016	2,326	→
Variance since December 2015	(3.6%)	↓



ACTIVITY

Cumulative percentage of contracted UDA delivered 2016 & 2017



Month	Adjusted Scheduled Activity (UDA)	
	2016	2017
April	242	279
May	650	1,020
June	1,165	1,324
July	2,040	2,017
August	2,696	2,723
September	3,220	3,215
October	3,780	3,547
November	4,380	4,214
December	4,928	4,581
January	5,390	
February	6,280	
March	6,584	
April	6,623	
May	6,690	
June	6,690	

QUALITY

	Quantity	Base Number	Contract	AT	Region	England
% of FP17s for the same patient ID Re-attending within 3 months - Children	34	842	4.0%	9.9%	11.9%	12.4%
% of FP17s for the same patient ID Re-attending within 3 months - Adults	165	1,734	9.5%	15.8%	16.5%	16.6%
% of FP17s for the same patient ID Re-attending between 3 & 9 months - Children	612	842	72.7%	59.0%	60.2%	57.5%
% of FP17s for the same patient ID Re-attending between 3 & 9 months - Adults	1,166	1,734	67.2%	51.0%	52.0%	50.4%
% of FP17s for Band 1 Urgent Courses	122	2,489	4.9%	9.5%	9.5%	9.1%
% of FP17s Relating to Free Repair or Replacements	12	2,489	0.5%	0.6%	0.7%	0.8%
% of FP17s Relating to Continuations	19	2,489	0.8%	1.1%	1.2%	1.3%
% of Patients satisfied with the dentistry they have received	1	1	N/A	92.5%	92.9%	92.7%
% of Patients satisfied with the time they had to wait for an appointment	1	1	N/A	89.3%	88.8%	88.8%

* This is based on patients treated on this contract for their most recent course of treatment. Figures in italics indicate the base number of FP17s or Patient Questionnaire responses are less than 100. N/A is shown where the base number of responses is less than 10 during the period. % is calculated as Quantity/Base number*100

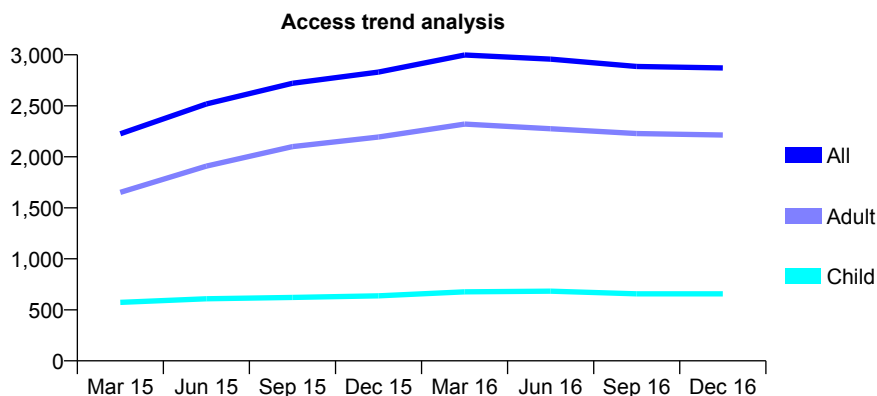
Q68 - Vital Signs At a Glance Contract Report for 134023/0001 - December 2016

Name or company name	Bright Dental Clinic Limited
Contract type name	GDS Contract
Purpose of contract	General
Contract start date	01/04/2014
Contract end date	

16/17 Contracted general activity (UDA)	7,557
Carry forward general activity (UDA)	236
16/17 Contracted orthodontic activity (UOA)	0
Carry forward orthodontic activity (UOA)	0
Baseline contract value	£193,382.18

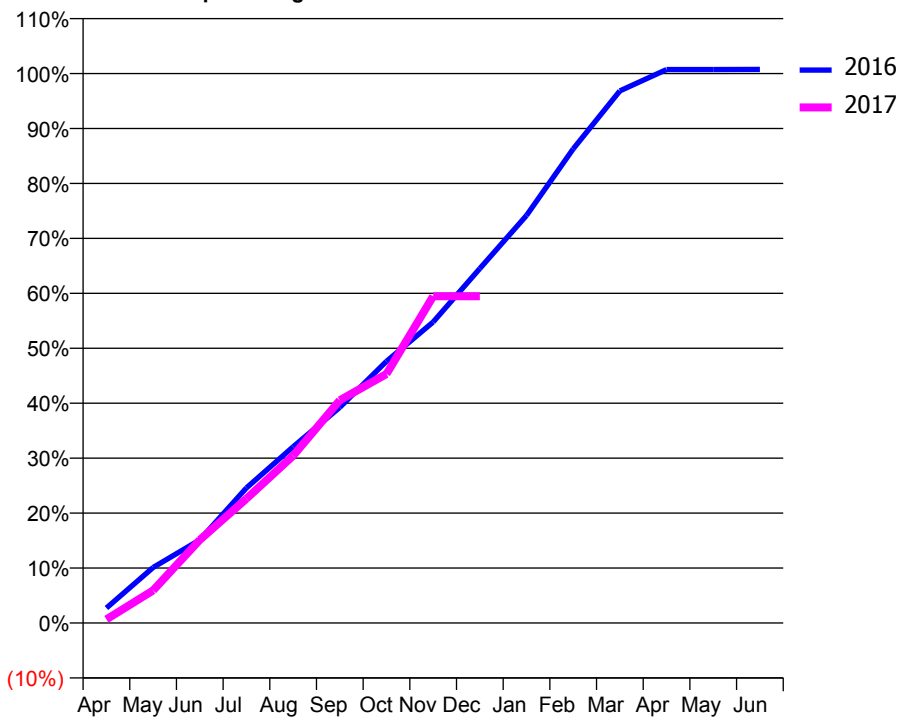
ACCESS*

Patients seen in 24 months	Total	Change since previous quarter
Quarter ending December 2015	2,831	
Quarter ending March 2016	2,998	↑
Quarter ending June 2016	2,958	↓
Quarter ending September 2016	2,885	↓
Quarter ending December 2016	2,871	→
Variance since December 2015	1.4%	→



ACTIVITY

Cumulative percentage of contracted UDA delivered 2016 & 2017



Month	Adjusted Scheduled Activity (UDA)	
	2016	2017
April	207	51
May	764	449
June	1,144	1,143
July	1,858	1,711
August	2,424	2,300
September	2,966	3,064
October	3,599	3,425
November	4,140	4,493
December	4,876	4,493
January	5,605	
February	6,520	
March	7,319	
April	7,612	
May	7,612	
June	7,614	

QUALITY

	Quantity	Base Number	Contract	AT	Region	England
% of FP17s for the same patient ID Re-attending within 3 months - Children	47	636	7.4%	9.9%	11.9%	12.4%
% of FP17s for the same patient ID Re-attending within 3 months - Adults	236	1,841	12.8%	15.8%	16.5%	16.6%
% of FP17s for the same patient ID Re-attending between 3 & 9 months - Children	273	636	42.9%	59.0%	60.2%	57.5%
% of FP17s for the same patient ID Re-attending between 3 & 9 months - Adults	687	1,841	37.3%	51.0%	52.0%	50.4%
% of FP17s for Band 1 Urgent Courses	316	2,331	13.6%	9.5%	9.5%	9.1%
% of FP17s Relating to Free Repair or Replacements	3	2,331	0.1%	0.6%	0.7%	0.8%
% of FP17s Relating to Continuations	11	2,331	0.5%	1.1%	1.2%	1.3%
% of Patients satisfied with the dentistry they have received	0	0	N/A	92.5%	92.9%	92.7%
% of Patients satisfied with the time they had to wait for an appointment	0	0	N/A	89.3%	88.8%	88.8%

* This is based on patients treated on this contract for their most recent course of treatment. Figures in italics indicate the base number of FP17s or Patient Questionnaire responses are less than 100. N/A is shown where the base number of responses is less than 10 during the period. % is calculated as Quantity/Base number*100

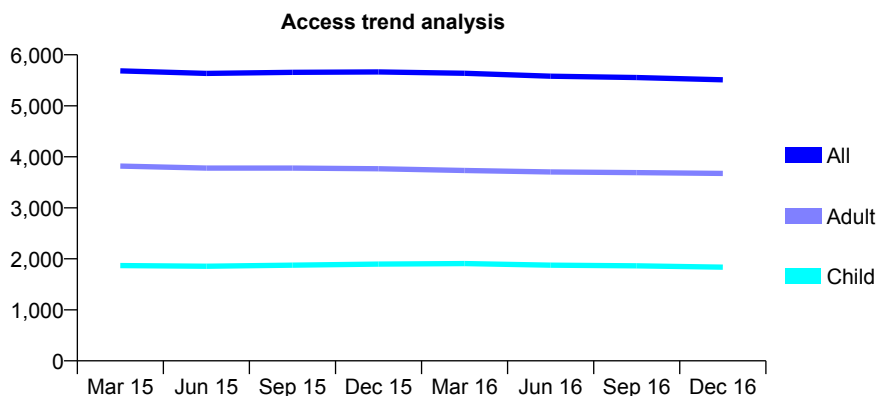
Q68 - Vital Signs At a Glance Contract Report for 134635/0001 - December 2016

Name or company name	The Bosham Clinic Limited
Contract type name	GDS Contract
Purpose of contract	General
Contract start date	01/04/2011
Contract end date	

16/17 Contracted general activity (UDA)	16,055
Carry forward general activity (UDA)	130
16/17 Contracted orthodontic activity (UOA)	0
Carry forward orthodontic activity (UOA)	0
Baseline contract value	£410,748.96

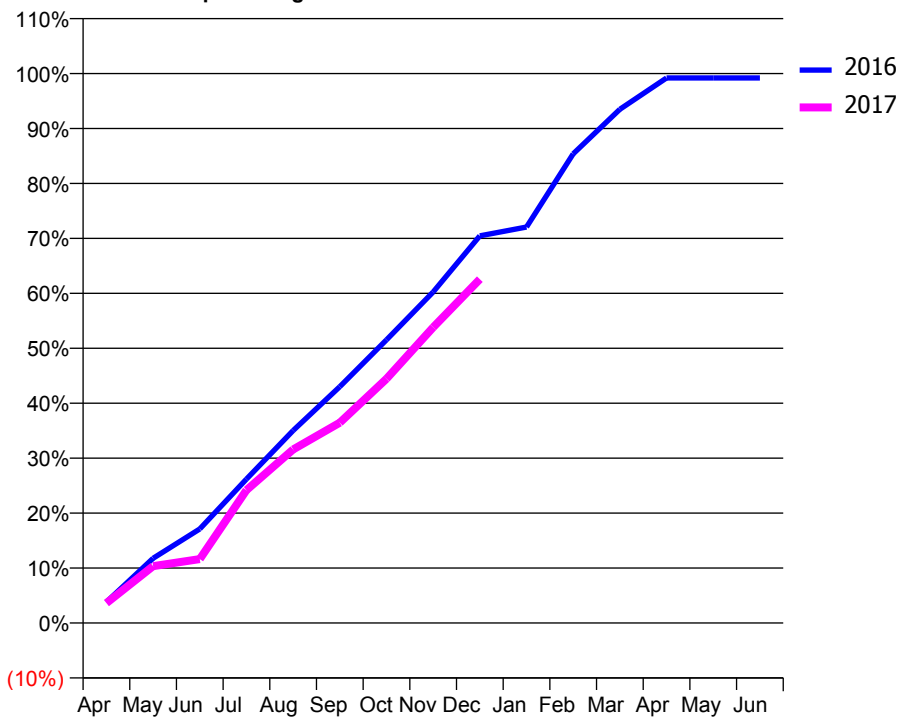
ACCESS*

Patients seen in 24 months	Total	Change since previous quarter
Quarter ending December 2015	5,664	
Quarter ending March 2016	5,637	→
Quarter ending June 2016	5,580	↓
Quarter ending September 2016	5,553	→
Quarter ending December 2016	5,510	→
Variance since December 2015	(2.7%)	↓



ACTIVITY

Cumulative percentage of contracted UDA delivered 2016 & 2017



Month	Adjusted Scheduled Activity (UDA)	
	2016	2017
April	615	581
May	1,890	1,661
June	2,748	1,868
July	4,207	3,884
August	5,625	5,069
September	6,906	5,854
October	8,274	7,135
November	9,674	8,638
December	11,312	10,047
January	11,569	
February	13,710	
March	15,010	
April	15,925	
May	15,925	
June	15,925	

QUALITY

	Quantity	Base Number	Contract	AT	Region	England
% of FP17s for the same patient ID Re-attending within 3 months - Children	168	2,211	7.6%	9.9%	11.9%	12.4%
% of FP17s for the same patient ID Re-attending within 3 months - Adults	618	4,407	14.0%	15.8%	16.5%	16.6%
% of FP17s for the same patient ID Re-attending between 3 & 9 months - Children	1,571	2,211	71.1%	59.0%	60.2%	57.5%
% of FP17s for the same patient ID Re-attending between 3 & 9 months - Adults	3,049	4,407	69.2%	51.0%	52.0%	50.4%
% of FP17s for Band 1 Urgent Courses	250	6,071	4.1%	9.5%	9.5%	9.1%
% of FP17s Relating to Free Repair or Replacements	44	6,071	0.7%	0.6%	0.7%	0.8%
% of FP17s Relating to Continuations	150	6,071	2.5%	1.1%	1.2%	1.3%
% of Patients satisfied with the dentistry they have received	6	7	N/A	92.5%	92.9%	92.7%
% of Patients satisfied with the time they had to wait for an appointment	7	7	N/A	89.3%	88.8%	88.8%

* This is based on patients treated on this contract for their most recent course of treatment. Figures in italics indicate the base number of FP17s or Patient Questionnaire responses are less than 100. N/A is shown where the base number of responses is less than 10 during the period. % is calculated as Quantity/Base number*100

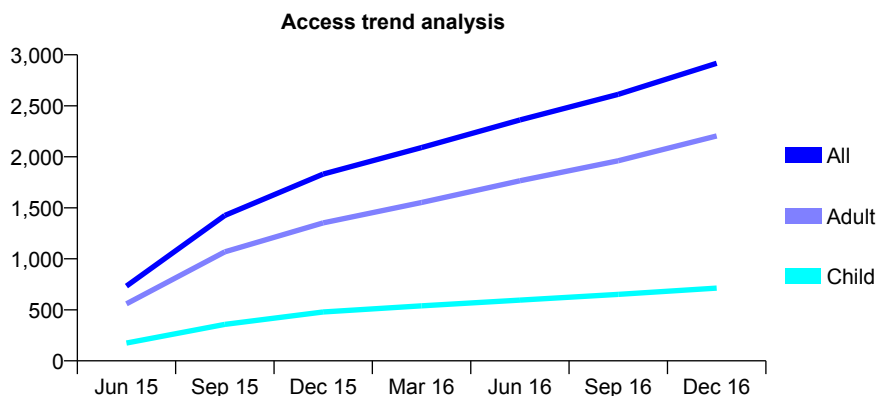
Q68 - Vital Signs At a Glance Contract Report for 137006/0001 - December 2016

Name or company name	Mr R M Qureshi and Mr W Akhtar
Contract type name	GDS Contract
Purpose of contract	General
Contract start date	01/04/2015
Contract end date	

16/17 Contracted general activity (UDA)	8,158
Carry forward general activity (UDA)	66
16/17 Contracted orthodontic activity (UOA)	0
Carry forward orthodontic activity (UOA)	0
Baseline contract value	£191,862.66

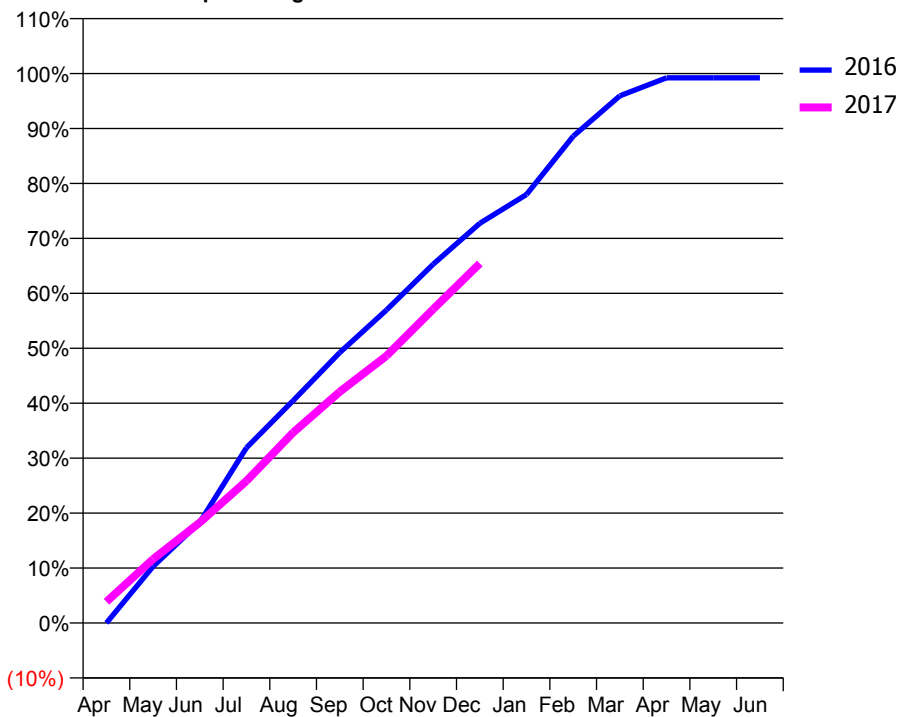
ACCESS*

Patients seen in 24 months	Total	Change since previous quarter
Quarter ending December 2015	1,831	
Quarter ending March 2016	2,091	↑
Quarter ending June 2016	2,362	↑
Quarter ending September 2016	2,613	↑
Quarter ending December 2016	2,917	↑
Variance since December 2015	59.3%	↑



ACTIVITY

Cumulative percentage of contracted UDA delivered 2016 & 2017



Month	Adjusted Scheduled Activity (UDA)	
	2016	2017
April	0	315
May	868	949
June	1,545	1,493
July	2,686	2,108
August	3,408	2,828
September	4,147	3,434
October	4,799	3,967
November	5,499	4,658
December	6,126	5,338
January	6,568	
February	7,461	
March	8,082	
April	8,356	
May	8,356	
June	8,357	

QUALITY

	Quantity	Base Number	Contract	AT	Region	England
% of FP17s for the same patient ID Re-attending within 3 months - Children	48	661	7.3%	9.9%	11.9%	12.4%
% of FP17s for the same patient ID Re-attending within 3 months - Adults	185	1,700	10.9%	15.8%	16.5%	16.6%
% of FP17s for the same patient ID Re-attending between 3 & 9 months - Children	264	661	39.9%	59.0%	60.2%	57.5%
% of FP17s for the same patient ID Re-attending between 3 & 9 months - Adults	488	1,700	28.7%	51.0%	52.0%	50.4%
% of FP17s for Band 1 Urgent Courses	369	2,266	16.3%	9.5%	9.5%	9.1%
% of FP17s Relating to Free Repair or Replacements	3	2,266	0.1%	0.6%	0.7%	0.8%
% of FP17s Relating to Continuations	9	2,266	0.4%	1.1%	1.2%	1.3%
% of Patients satisfied with the dentistry they have received	3	3	N/A	92.5%	92.9%	92.7%
% of Patients satisfied with the time they had to wait for an appointment	2	3	N/A	89.3%	88.8%	88.8%

* This is based on patients treated on this contract for their most recent course of treatment. Figures in italics indicate the base number of FP17s or Patient Questionnaire responses are less than 100. N/A is shown where the base number of responses is less than 10 during the period. % is calculated as Quantity/Base number*100

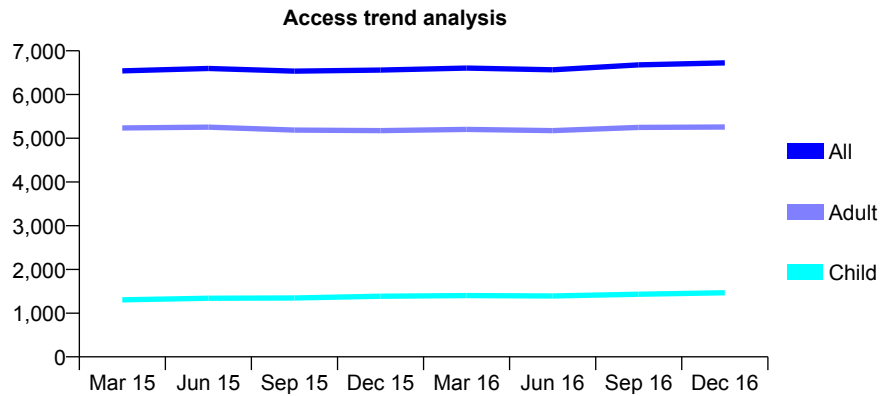
Q68 - Vital Signs At a Glance Contract Report for 137227/0001 - December 2016

Name or company name	Mr A Pangotra and Associates
Contract type name	GDS Contract
Purpose of contract	General
Contract start date	01/08/2012
Contract end date	

16/17 Contracted general activity (UDA)	23,000
Carry forward general activity (UDA)	-41
16/17 Contracted orthodontic activity (UOA)	0
Carry forward orthodontic activity (UOA)	0
Baseline contract value	£673,005.92

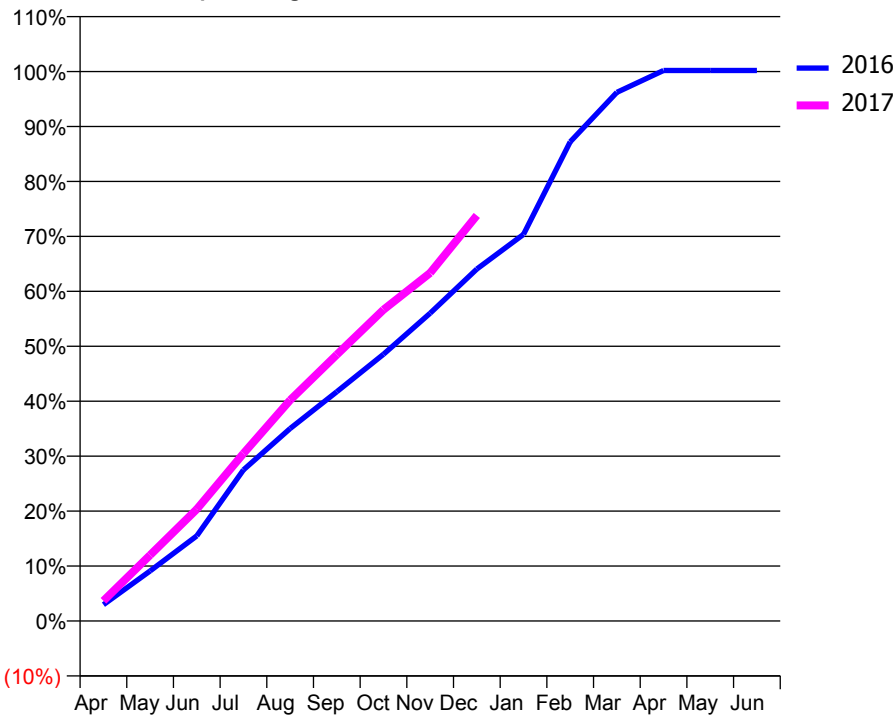
ACCESS*

Patients seen in 24 months	Total	Change since previous quarter
Quarter ending December 2015	6,560	
Quarter ending March 2016	6,604	→
Quarter ending June 2016	6,565	→
Quarter ending September 2016	6,679	→
Quarter ending December 2016	6,723	→
Variance since December 2015	2.5%	↑



ACTIVITY

Cumulative percentage of contracted UDA delivered 2016 & 2017



Month	Adjusted Scheduled Activity (UDA)	
	2016	2017
April	684	846
May	2,098	2,759
June	3,566	4,682
July	6,324	7,014
August	8,057	9,246
September	9,600	11,147
October	11,168	13,031
November	12,887	14,573
December	14,733	16,976
January	16,185	
February	20,056	
March	22,127	
April	23,041	
May	23,041	
June	23,041	

QUALITY

	Quantity	Base Number	Contract	AT	Region	England
% of FP17s for the same patient ID Re-attending within 3 months - Children	128	1,412	9.1%	9.9%	11.9%	12.4%
% of FP17s for the same patient ID Re-attending within 3 months - Adults	1,037	5,025	20.6%	15.8%	16.5%	16.6%
% of FP17s for the same patient ID Re-attending between 3 & 9 months - Children	708	1,412	50.1%	59.0%	60.2%	57.5%
% of FP17s for the same patient ID Re-attending between 3 & 9 months - Adults	2,165	5,025	43.1%	51.0%	52.0%	50.4%
% of FP17s for Band 1 Urgent Courses	730	6,127	11.9%	9.5%	9.5%	9.1%
% of FP17s Relating to Free Repair or Replacements	9	6,127	0.1%	0.6%	0.7%	0.8%
% of FP17s Relating to Continuations	245	6,127	4.0%	1.1%	1.2%	1.3%
% of Patients satisfied with the dentistry they have received	7	8	N/A	92.5%	92.9%	92.7%
% of Patients satisfied with the time they had to wait for an appointment	8	8	N/A	89.3%	88.8%	88.8%

* This is based on patients treated on this contract for their most recent course of treatment. Figures in italics indicate the base number of FP17s or Patient Questionnaire responses are less than 100. N/A is shown where the base number of responses is less than 10 during the period. % is calculated as Quantity/Base number*100

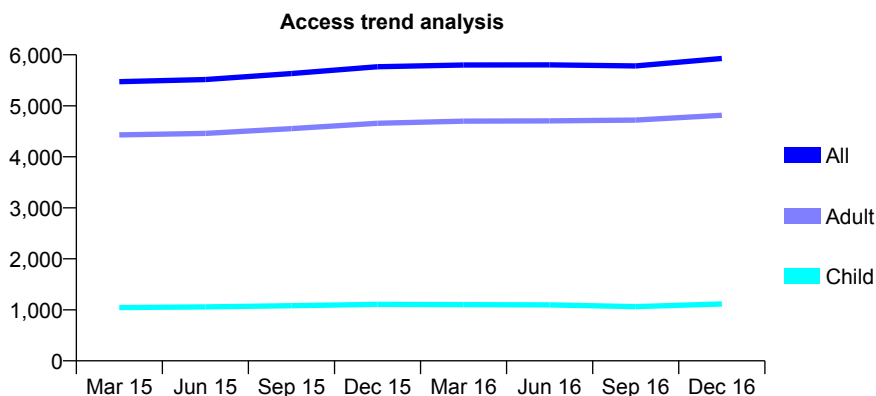
Q68 - Vital Signs At a Glance Contract Report for 138053/0001 - December 2016

Name or company name	Richmond House Practice Limited
Contract type name	GDS Contract
Purpose of contract	General
Contract start date	01/10/2011
Contract end date	

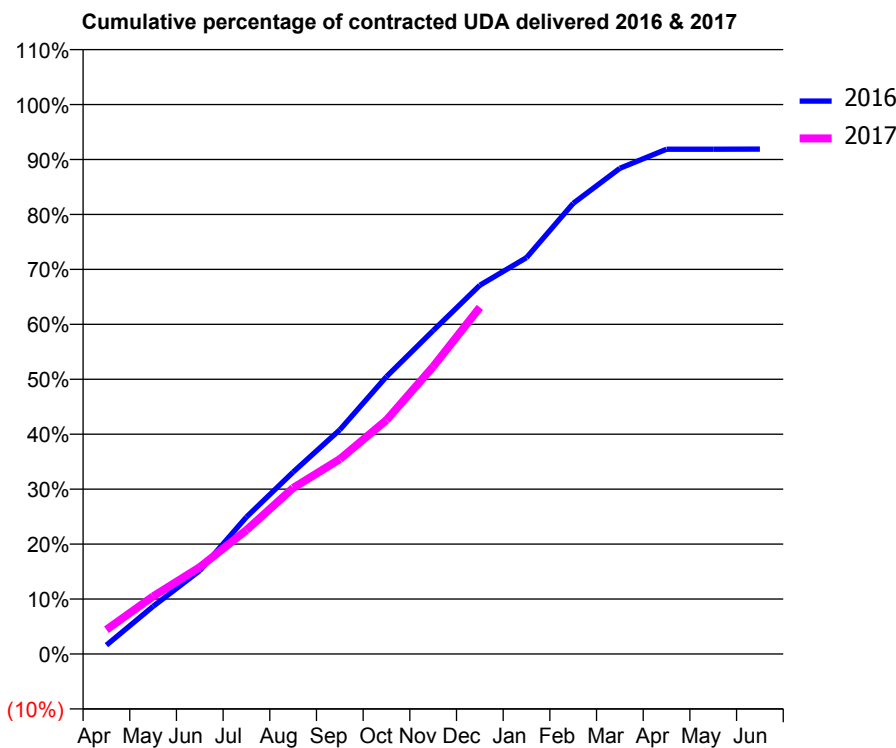
16/17 Contracted general activity (UDA)	16,550
Carry forward general activity (UDA)	0
16/17 Contracted orthodontic activity (UOA)	0
Carry forward orthodontic activity (UOA)	0
Baseline contract value	£456,581.05

ACCESS*

Patients seen in 24 months	Total	Change since previous quarter
Quarter ending December 2015	5,765	
Quarter ending March 2016	5,800	→
Quarter ending June 2016	5,802	→
Quarter ending September 2016	5,783	→
Quarter ending December 2016	5,928	↑
Variance since December 2015	2.8%	↑



ACTIVITY



Month	Adjusted Scheduled Activity (UDA)	
	2016	2017
April	267	732
May	1,435	1,736
June	2,511	2,618
July	4,125	3,735
August	5,481	5,002
September	6,754	5,871
October	8,355	7,045
November	9,740	8,656
December	11,105	10,441
January	11,938	
February	13,571	
March	14,629	
April	15,204	
May	15,204	
June	15,206	

QUALITY

	Quantity	Base Number	Contract	AT	Region	England
% of FP17s for the same patient ID Re-attending within 3 months - Children	61	1,243	4.9%	9.9%	11.9%	12.4%
% of FP17s for the same patient ID Re-attending within 3 months - Adults	604	5,093	11.9%	15.8%	16.5%	16.6%
% of FP17s for the same patient ID Re-attending between 3 & 9 months - Children	780	1,243	62.8%	59.0%	60.2%	57.5%
% of FP17s for the same patient ID Re-attending between 3 & 9 months - Adults	2,835	5,093	55.7%	51.0%	52.0%	50.4%
% of FP17s for Band 1 Urgent Courses	304	5,789	5.3%	9.5%	9.5%	9.1%
% of FP17s Relating to Free Repair or Replacements	34	5,789	0.6%	0.6%	0.7%	0.8%
% of FP17s Relating to Continuations	103	5,789	1.8%	1.1%	1.2%	1.3%
% of Patients satisfied with the dentistry they have received	4	4	N/A	92.5%	92.9%	92.7%
% of Patients satisfied with the time they had to wait for an appointment	3	4	N/A	89.3%	88.8%	88.8%

* This is based on patients treated on this contract for their most recent course of treatment. Figures in italics indicate the base number of FP17s or Patient Questionnaire responses are less than 100. N/A is shown where the base number of responses is less than 10 during the period. % is calculated as Quantity/Base number*100

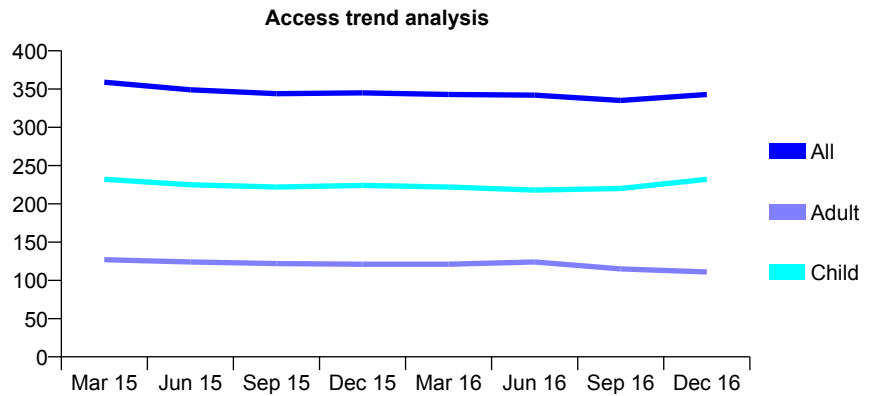
Q68 - Vital Signs At a Glance Contract Report for 141011/0001 - December 2016

Name or company name	APF Dental Practice
Contract type name	GDS Contract
Purpose of contract	General
Contract start date	01/04/2006
Contract end date	

16/17 Contracted general activity (UDA)	830
Carry forward general activity (UDA)	0
16/17 Contracted orthodontic activity (UOA)	0
Carry forward orthodontic activity (UOA)	0
Baseline contract value	£23,043.20

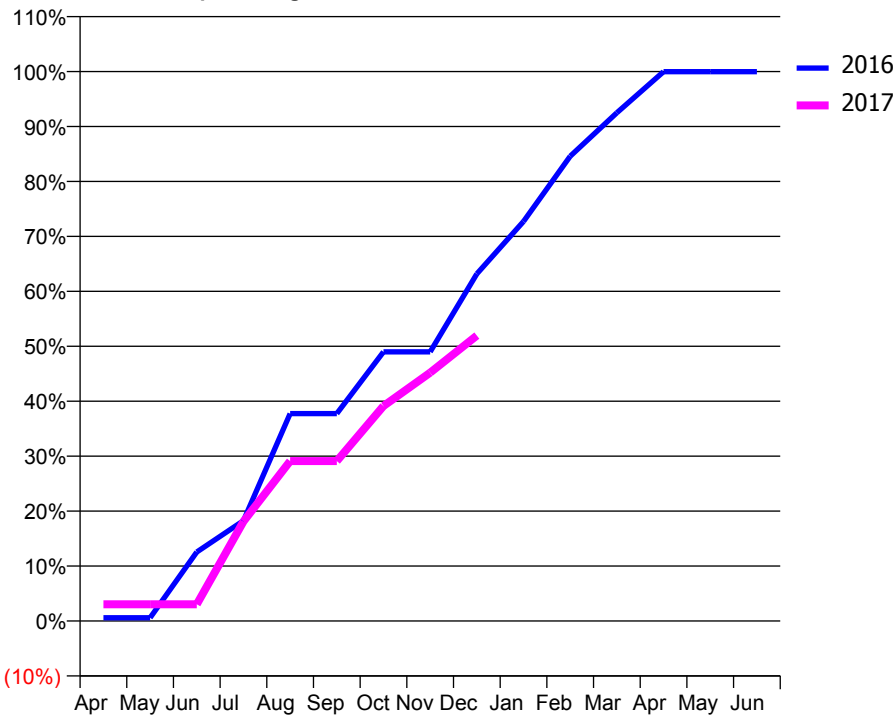
ACCESS*

Patients seen in 24 months	Total	Change since previous quarter
Quarter ending December 2015	345	
Quarter ending March 2016	343	→
Quarter ending June 2016	342	→
Quarter ending September 2016	335	↓
Quarter ending December 2016	343	↑
Variance since December 2015	(0.6%)	→



ACTIVITY

Cumulative percentage of contracted UDA delivered 2016 & 2017



Month	Adjusted Scheduled Activity (UDA)	
	2016	2017
April	5	25
May	5	25
June	104	25
July	152	150
August	313	242
September	313	242
October	407	325
November	407	375
December	524	431
January	604	
February	702	
March	768	
April	830	
May	830	
June	830	

QUALITY

	Quantity	Base Number	Contract	AT	Region	England
% of FP17s for the same patient ID Re-attending within 3 months - Children	18	274	6.6%	9.9%	11.9%	12.4%
% of FP17s for the same patient ID Re-attending within 3 months - Adults	9	108	8.3%	15.8%	16.5%	16.6%
% of FP17s for the same patient ID Re-attending between 3 & 9 months - Children	208	274	75.9%	59.0%	60.2%	57.5%
% of FP17s for the same patient ID Re-attending between 3 & 9 months - Adults	78	108	72.2%	51.0%	52.0%	50.4%
% of FP17s for Band 1 Urgent Courses	6	350	1.7%	9.5%	9.5%	9.1%
% of FP17s Relating to Free Repair or Replacements	0	350	0.0%	0.6%	0.7%	0.8%
% of FP17s Relating to Continuations	5	350	1.4%	1.1%	1.2%	1.3%
% of Patients satisfied with the dentistry they have received	0	0	N/A	92.5%	92.9%	92.7%
% of Patients satisfied with the time they had to wait for an appointment	0	0	N/A	89.3%	88.8%	88.8%

* This is based on patients treated on this contract for their most recent course of treatment. Figures in italics indicate the base number of FP17s or Patient Questionnaire responses are less than 100. N/A is shown where the base number of responses is less than 10 during the period. % is calculated as Quantity/Base number*100

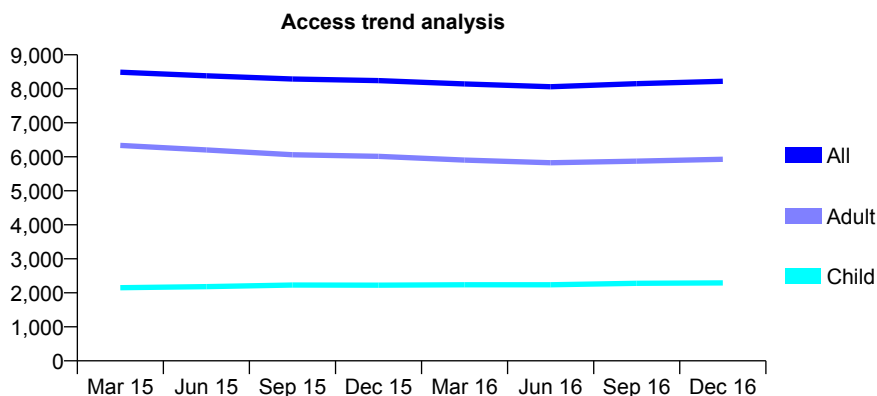
Q68 - Vital Signs At a Glance Contract Report for 141127/0001 - December 2016

Name or company name	Mr S A Butt & Mr S Butt
Contract type name	Pilot Contract
Purpose of contract	General
Contract start date	01/08/2011
Contract end date	

16/17 Contracted general activity (UDA)	31,276
Carry forward general activity (UDA)	0
16/17 Contracted orthodontic activity (UOA)	0
Carry forward orthodontic activity (UOA)	0
Baseline contract value	£746,604.94

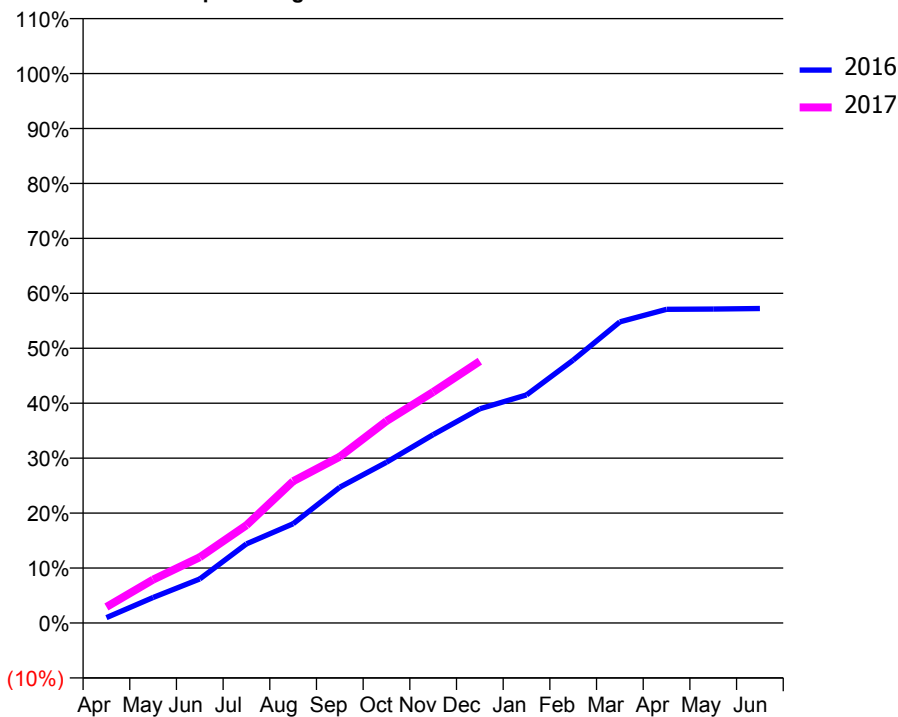
ACCESS*

Patients seen in 24 months	Total	Change since previous quarter
Quarter ending December 2015	8,240	
Quarter ending March 2016	8,142	↓
Quarter ending June 2016	8,061	→
Quarter ending September 2016	8,152	→
Quarter ending December 2016	8,223	→
Variance since December 2015	(0.2%)	→



ACTIVITY

Cumulative percentage of contracted UDA delivered 2016 & 2017



Month	Adjusted Scheduled Activity (UDA)	
	2016	2017
April	305	915
May	1,452	2,473
June	2,505	3,746
July	4,504	5,570
August	5,654	8,075
September	7,731	9,472
October	9,147	11,496
November	10,718	13,151
December	12,196	14,899
January	12,986	
February	14,963	
March	17,142	
April	17,854	
May	17,874	
June	17,903	

QUALITY

	Quantity	Base Number	Contract	AT	Region	England
% of FP17s for the same patient ID Re-attending within 3 months - Children	190	2,178	8.7%	9.9%	11.9%	12.4%
% of FP17s for the same patient ID Re-attending within 3 months - Adults	855	5,044	17.0%	15.8%	16.5%	16.6%
% of FP17s for the same patient ID Re-attending between 3 & 9 months - Children	1,051	2,178	48.3%	59.0%	60.2%	57.5%
% of FP17s for the same patient ID Re-attending between 3 & 9 months - Adults	1,495	5,044	29.6%	51.0%	52.0%	50.4%
% of FP17s for Band 1 Urgent Courses	870	6,114	14.2%	9.5%	9.5%	9.1%
% of FP17s Relating to Free Repair or Replacements	28	6,114	0.5%	0.6%	0.7%	0.8%
% of FP17s Relating to Continuations	17	6,114	0.3%	1.1%	1.2%	1.3%
% of Patients satisfied with the dentistry they have received	9	10	90.0%	92.5%	92.9%	92.7%
% of Patients satisfied with the time they had to wait for an appointment	8	10	80.0%	89.3%	88.8%	88.8%

* This is based on patients treated on this contract for their most recent course of treatment. Figures in italics indicate the base number of FP17s or Patient Questionnaire responses are less than 100. N/A is shown where the base number of responses is less than 10 during the period. % is calculated as Quantity/Base number*100

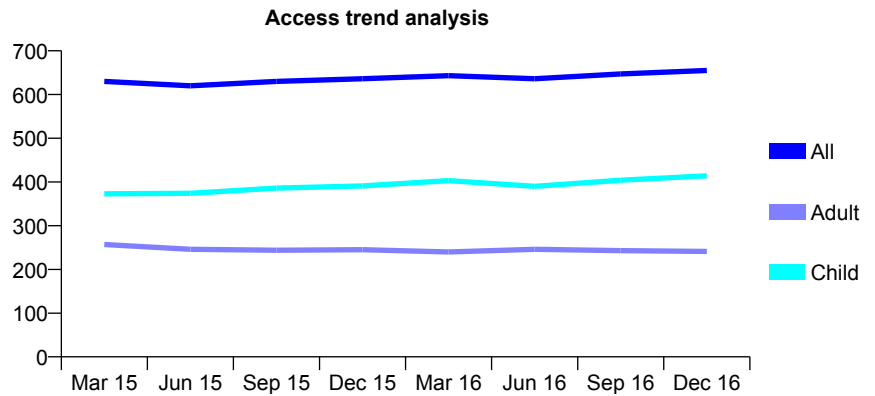
Q68 - Vital Signs At a Glance Contract Report for 141410/0001 - December 2016

Name or company name	Ucer Ltd
Contract type name	GDS Contract
Purpose of contract	General
Contract start date	01/10/2009
Contract end date	

16/17 Contracted general activity (UDA)	2,500
Carry forward general activity (UDA)	0
16/17 Contracted orthodontic activity (UOA)	0
Carry forward orthodontic activity (UOA)	0
Baseline contract value	£55,555.00

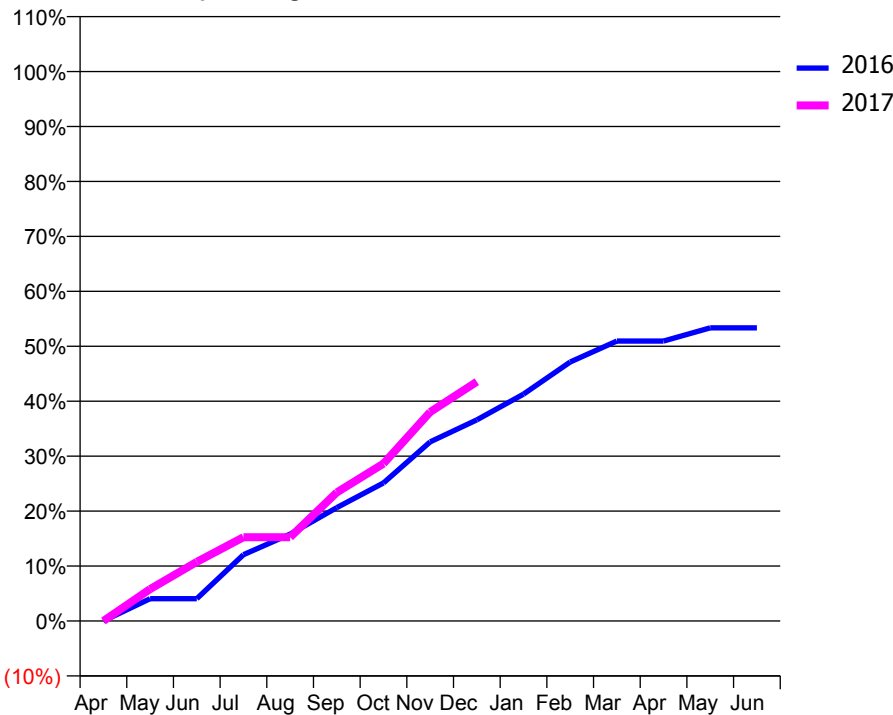
ACCESS*

Patients seen in 24 months	Total	Change since previous quarter
Quarter ending December 2015	636	
Quarter ending March 2016	643	→
Quarter ending June 2016	636	↓
Quarter ending September 2016	647	→
Quarter ending December 2016	655	→
Variance since December 2015	3.0%	↑



ACTIVITY

Cumulative percentage of contracted UDA delivered 2016 & 2017



Month	Adjusted Scheduled Activity (UDA)	
	2016	2017
April	0	0
May	102	146
June	102	269
July	302	381
August	395	381
September	516	585
October	628	716
November	815	951
December	915	1,089
January	1,032	
February	1,178	
March	1,274	
April	1,274	
May	1,334	
June	1,334	

QUALITY

	Quantity	Base Number	Contract	AT	Region	England
% of FP17s for the same patient ID Re-attending within 3 months - Children	20	480	4.2%	9.9%	11.9%	12.4%
% of FP17s for the same patient ID Re-attending within 3 months - Adults	24	205	11.7%	15.8%	16.5%	16.6%
% of FP17s for the same patient ID Re-attending between 3 & 9 months - Children	304	480	63.3%	59.0%	60.2%	57.5%
% of FP17s for the same patient ID Re-attending between 3 & 9 months - Adults	103	205	50.2%	51.0%	52.0%	50.4%
% of FP17s for Band 1 Urgent Courses	44	651	6.8%	9.5%	9.5%	9.1%
% of FP17s Relating to Free Repair or Replacements	0	651	0.0%	0.6%	0.7%	0.8%
% of FP17s Relating to Continuations	4	651	0.6%	1.1%	1.2%	1.3%
% of Patients satisfied with the dentistry they have received	1	1	N/A	92.5%	92.9%	92.7%
% of Patients satisfied with the time they had to wait for an appointment	1	1	N/A	89.3%	88.8%	88.8%

* This is based on patients treated on this contract for their most recent course of treatment. Figures in italics indicate the base number of FP17s or Patient Questionnaire responses are less than 100. N/A is shown where the base number of responses is less than 10 during the period. % is calculated as Quantity/Base number*100

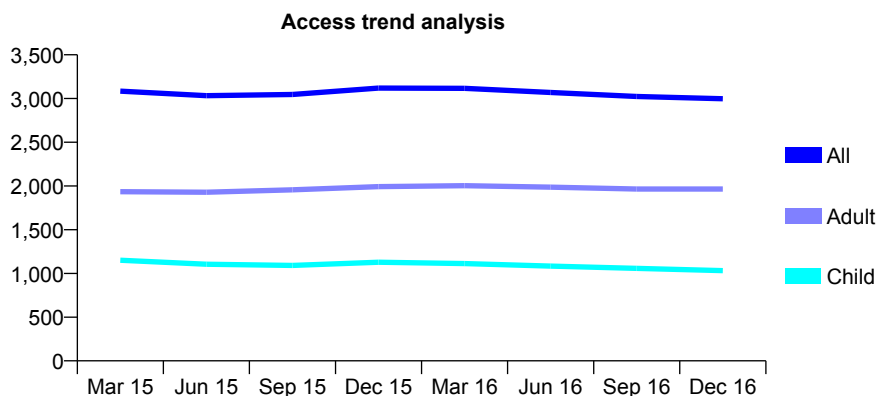
Q68 - Vital Signs At a Glance Contract Report for 144258/0001 - December 2016

Name or company name	Brighton Dental Services
Contract type name	PDS Contract
Purpose of contract	General
Contract start date	01/04/2006
Contract end date	31/03/2017

16/17 Contracted general activity (UDA)	8,074
Carry forward general activity (UDA)	0
16/17 Contracted orthodontic activity (UOA)	0
Carry forward orthodontic activity (UOA)	0
Baseline contract value	£1,634,507.53

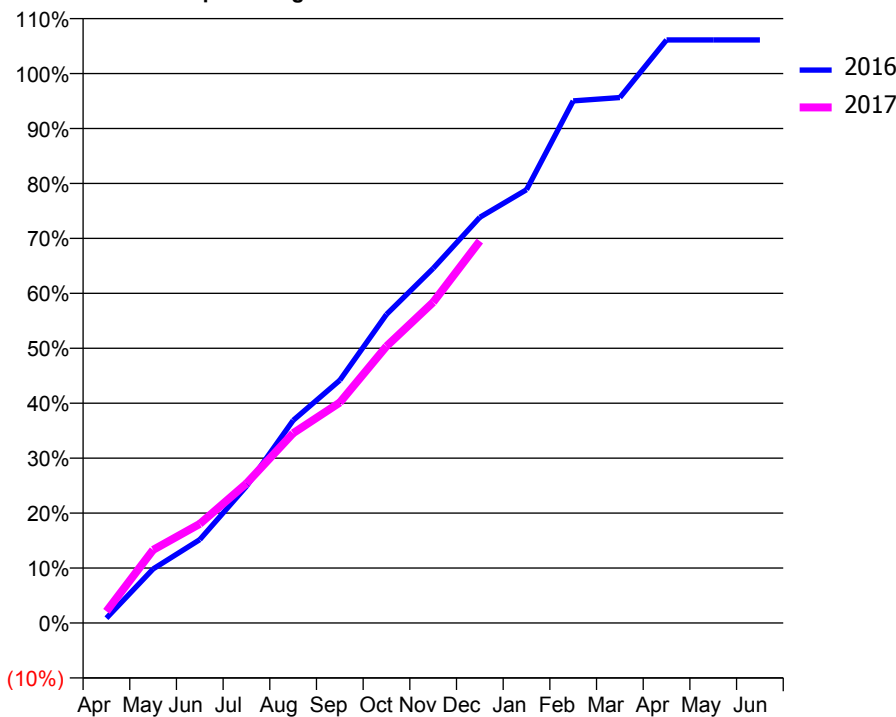
ACCESS*

Patients seen in 24 months	Total	Change since previous quarter
Quarter ending December 2015	3,120	
Quarter ending March 2016	3,116	→
Quarter ending June 2016	3,069	↓
Quarter ending September 2016	3,023	↓
Quarter ending December 2016	2,997	→
Variance since December 2015	(3.9%)	↓



ACTIVITY

Cumulative percentage of contracted UDA delivered 2016 & 2017



Month	Adjusted Scheduled Activity (UDA)	
	2016	2017
April	72	171
May	794	1,075
June	1,226	1,457
July	2,009	2,050
August	2,978	2,788
September	3,568	3,240
October	4,536	4,066
November	5,212	4,713
December	5,961	5,612
January	6,366	
February	7,673	
March	7,720	
April	8,567	
May	8,567	
June	8,568	

QUALITY

	Quantity	Base Number	Contract	AT	Region	England
% of FP17s for the same patient ID Re-attending within 3 months - Children	135	1,107	12.2%	9.9%	11.9%	12.4%
% of FP17s for the same patient ID Re-attending within 3 months - Adults	325	1,704	19.1%	15.8%	16.5%	16.6%
% of FP17s for the same patient ID Re-attending between 3 & 9 months - Children	490	1,107	44.3%	59.0%	60.2%	57.5%
% of FP17s for the same patient ID Re-attending between 3 & 9 months - Adults	659	1,704	38.7%	51.0%	52.0%	50.4%
% of FP17s for Band 1 Urgent Courses	243	2,441	10.0%	9.5%	9.5%	9.1%
% of FP17s Relating to Free Repair or Replacements	7	2,441	0.3%	0.6%	0.7%	0.8%
% of FP17s Relating to Continuations	0	2,441	0.0%	1.1%	1.2%	1.3%
% of Patients satisfied with the dentistry they have received	1	1	N/A	92.5%	92.9%	92.7%
% of Patients satisfied with the time they had to wait for an appointment	1	1	N/A	89.3%	88.8%	88.8%

* This is based on patients treated on this contract for their most recent course of treatment. Figures in italics indicate the base number of FP17s or Patient Questionnaire responses are less than 100. N/A is shown where the base number of responses is less than 10 during the period. % is calculated as Quantity/Base number*100

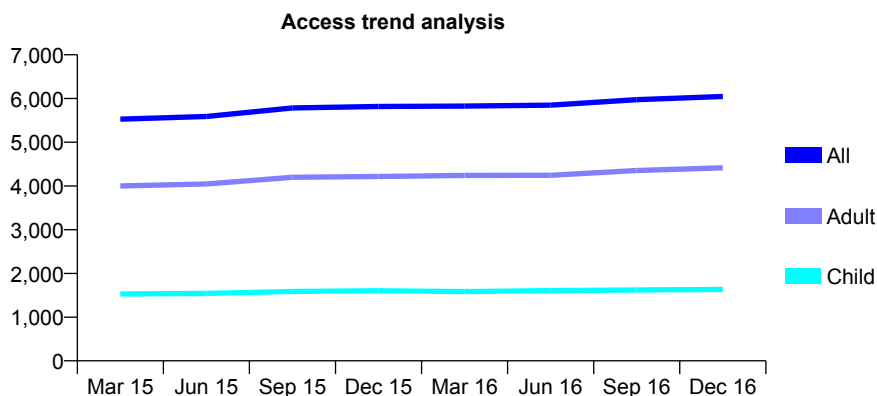
Q68 - Vital Signs At a Glance Contract Report for 146773/0001 - December 2016

Name or company name	Shoreham Oral Care Limited
Contract type name	GDS Contract
Purpose of contract	General
Contract start date	01/12/2006
Contract end date	

16/17 Contracted general activity (UDA)	22,826
Carry forward general activity (UDA)	-139
16/17 Contracted orthodontic activity (UOA)	0
Carry forward orthodontic activity (UOA)	0
Baseline contract value	£657,894.94

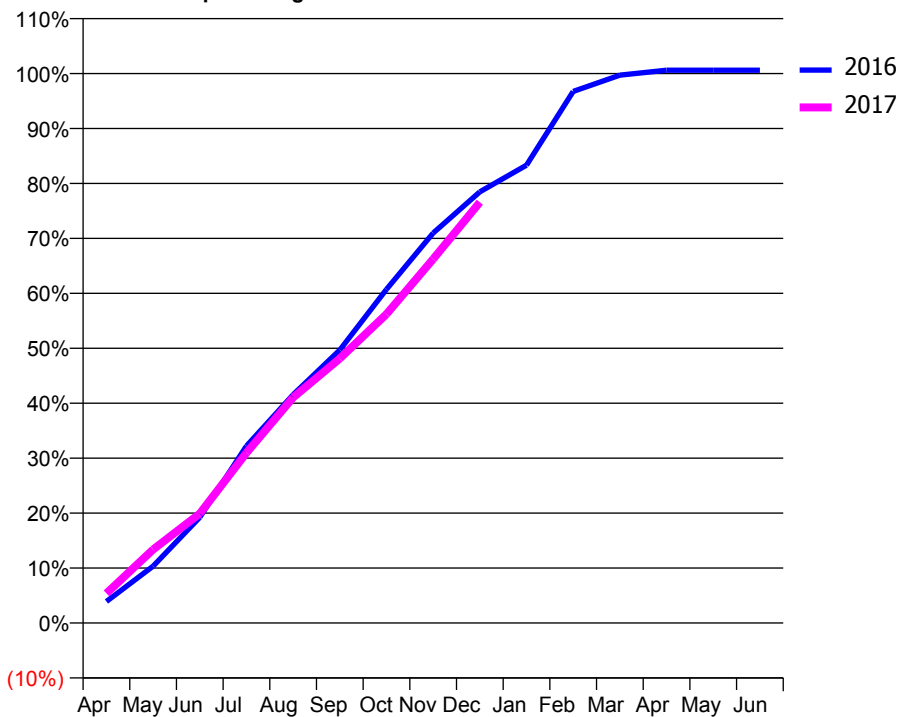
ACCESS*

Patients seen in 24 months	Total	Change since previous quarter
Quarter ending December 2015	5,818	
Quarter ending March 2016	5,828	→
Quarter ending June 2016	5,848	→
Quarter ending September 2016	5,975	↑
Quarter ending December 2016	6,047	→
Variance since December 2015	3.9%	↑



ACTIVITY

Cumulative percentage of contracted UDA delivered 2016 & 2017



Month	Adjusted Scheduled Activity (UDA)	
	2016	2017
April	892	1,231
May	2,362	3,057
June	4,387	4,546
July	7,352	7,070
August	9,487	9,368
September	11,341	10,988
October	13,862	12,833
November	16,199	15,119
December	17,912	17,479
January	19,016	
February	22,084	
March	22,759	
April	22,963	
May	22,964	
June	22,965	

QUALITY

	Quantity	Base Number	Contract	AT	Region	England
% of FP17s for the same patient ID Re-attending within 3 months - Children	107	1,866	5.7%	9.9%	11.9%	12.4%
% of FP17s for the same patient ID Re-attending within 3 months - Adults	713	4,743	15.0%	15.8%	16.5%	16.6%
% of FP17s for the same patient ID Re-attending between 3 & 9 months - Children	1,200	1,866	64.3%	59.0%	60.2%	57.5%
% of FP17s for the same patient ID Re-attending between 3 & 9 months - Adults	2,578	4,743	54.4%	51.0%	52.0%	50.4%
% of FP17s for Band 1 Urgent Courses	515	6,531	7.9%	9.5%	9.5%	9.1%
% of FP17s Relating to Free Repair or Replacements	18	6,531	0.3%	0.6%	0.7%	0.8%
% of FP17s Relating to Continuations	135	6,531	2.1%	1.1%	1.2%	1.3%
% of Patients satisfied with the dentistry they have received	9	9	N/A	92.5%	92.9%	92.7%
% of Patients satisfied with the time they had to wait for an appointment	8	9	N/A	89.3%	88.8%	88.8%

* This is based on patients treated on this contract for their most recent course of treatment. Figures in italics indicate the base number of FP17s or Patient Questionnaire responses are less than 100. N/A is shown where the base number of responses is less than 10 during the period. % is calculated as Quantity/Base number*100

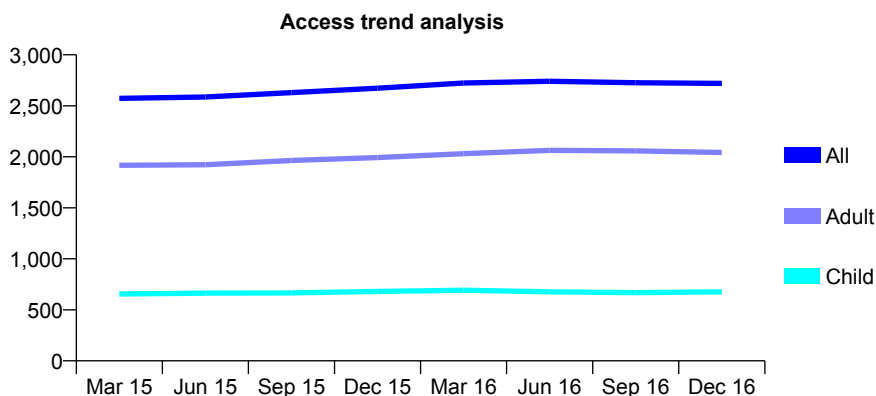
Q68 - Vital Signs At a Glance Contract Report for 147400/0001 - December 2016

Name or company name	Woodcroft Dental Practice Ltd
Contract type name	GDS Contract
Purpose of contract	General
Contract start date	01/04/2010
Contract end date	

16/17 Contracted general activity (UDA)	9,400
Carry forward general activity (UDA)	63
16/17 Contracted orthodontic activity (UOA)	0
Carry forward orthodontic activity (UOA)	0
Baseline contract value	£306,470.46

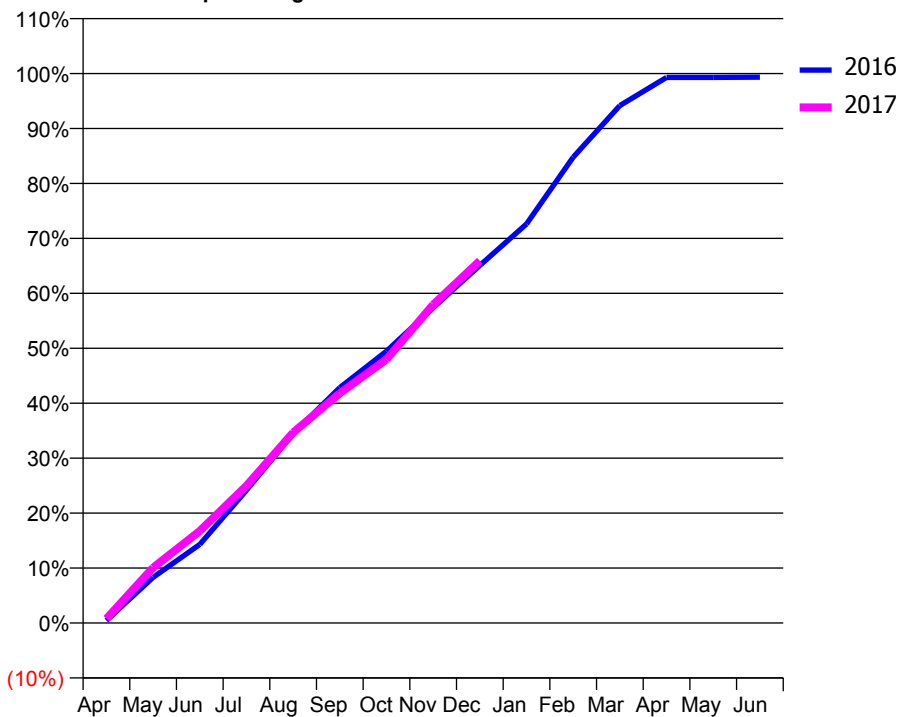
ACCESS*

Patients seen in 24 months	Total	Change since previous quarter
Quarter ending December 2015	2,673	
Quarter ending March 2016	2,723	→
Quarter ending June 2016	2,740	→
Quarter ending September 2016	2,726	→
Quarter ending December 2016	2,720	→
Variance since December 2015	1.8%	→



ACTIVITY

Cumulative percentage of contracted UDA delivered 2016 & 2017



Month	2016	2017
April	43	75
May	781	948
June	1,345	1,574
July	2,271	2,348
August	3,241	3,259
September	4,026	3,931
October	4,651	4,511
November	5,393	5,446
December	6,116	6,196
January	6,826	
February	7,968	
March	8,852	
April	9,332	
May	9,334	
June	9,337	

QUALITY

	Quantity	Base Number	Contract	AT	Region	England
% of FP17s for the same patient ID Re-attending within 3 months - Children	62	812	7.6%	9.9%	11.9%	12.4%
% of FP17s for the same patient ID Re-attending within 3 months - Adults	384	2,442	15.7%	15.8%	16.5%	16.6%
% of FP17s for the same patient ID Re-attending between 3 & 9 months - Children	587	812	72.3%	59.0%	60.2%	57.5%
% of FP17s for the same patient ID Re-attending between 3 & 9 months - Adults	1,569	2,442	64.3%	51.0%	52.0%	50.4%
% of FP17s for Band 1 Urgent Courses	130	3,039	4.3%	9.5%	9.5%	9.1%
% of FP17s Relating to Free Repair or Replacements	11	3,039	0.4%	0.6%	0.7%	0.8%
% of FP17s Relating to Continuations	37	3,039	1.2%	1.1%	1.2%	1.3%
% of Patients satisfied with the dentistry they have received	4	4	N/A	92.5%	92.9%	92.7%
% of Patients satisfied with the time they had to wait for an appointment	4	4	N/A	89.3%	88.8%	88.8%

* This is based on patients treated on this contract for their most recent course of treatment. Figures in italics indicate the base number of FP17s or Patient Questionnaire responses are less than 100. N/A is shown where the base number of responses is less than 10 during the period. % is calculated as Quantity/Base number*100

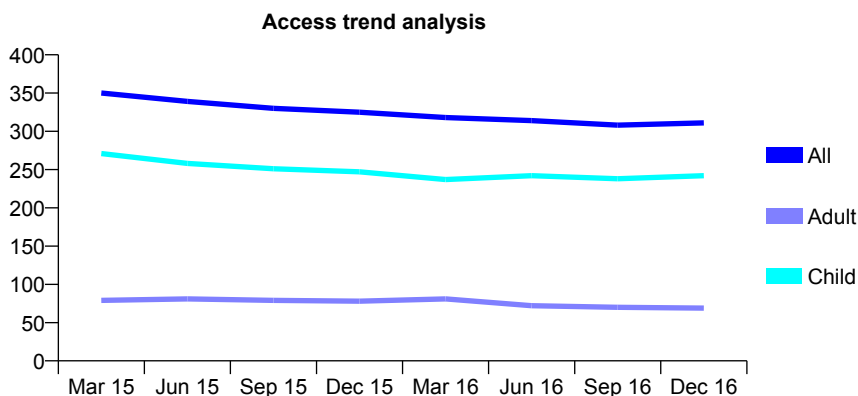
Q68 - Vital Signs At a Glance Contract Report for 148245/0001 - December 2016

Name or company name	Donovan's Dental Practice Limited
Contract type name	GDS Contract
Purpose of contract	General
Contract start date	01/04/2011
Contract end date	

16/17 Contracted general activity (UDA)	500
Carry forward general activity (UDA)	0
16/17 Contracted orthodontic activity (UOA)	0
Carry forward orthodontic activity (UOA)	0
Baseline contract value	£11,804.78

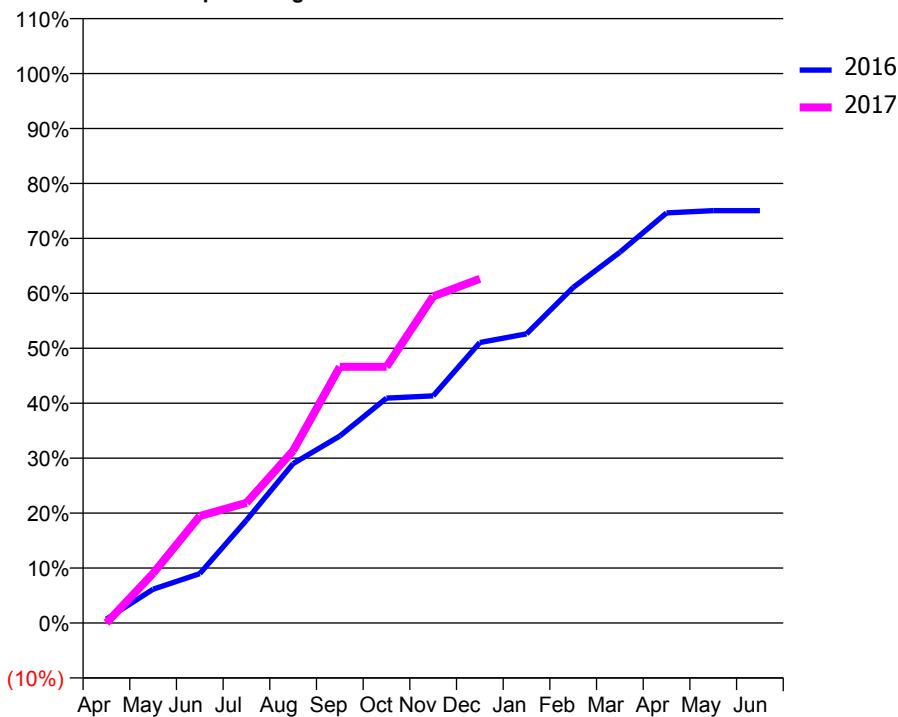
ACCESS*

Patients seen in 24 months	Total	Change since previous quarter
Quarter ending December 2015	325	
Quarter ending March 2016	318	↓
Quarter ending June 2016	314	↓
Quarter ending September 2016	308	↓
Quarter ending December 2016	311	→
Variance since December 2015	(4.3%)	↓



ACTIVITY

Cumulative percentage of contracted UDA delivered 2016 & 2017



Month	Adjusted Scheduled Activity (UDA)	
	2016	2017
April	5	0
May	43	45
June	63	97
July	131	109
August	203	157
September	238	233
October	286	233
November	289	297
December	357	313
January	368	
February	427	
March	472	
April	522	
May	525	
June	525	

QUALITY

	Quantity	Base Number	Contract	AT	Region	England
% of FP17s for the same patient ID Re-attending within 3 months - Children	6	258	2.3%	9.9%	11.9%	12.4%
% of FP17s for the same patient ID Re-attending within 3 months - Adults	1	25	4.0%	15.8%	16.5%	16.6%
% of FP17s for the same patient ID Re-attending between 3 & 9 months - Children	162	258	62.8%	59.0%	60.2%	57.5%
% of FP17s for the same patient ID Re-attending between 3 & 9 months - Adults	16	25	64.0%	51.0%	52.0%	50.4%
% of FP17s for Band 1 Urgent Courses	6	244	2.5%	9.5%	9.5%	9.1%
% of FP17s Relating to Free Repair or Replacements	0	244	0.0%	0.6%	0.7%	0.8%
% of FP17s Relating to Continuations	1	244	0.4%	1.1%	1.2%	1.3%
% of Patients satisfied with the dentistry they have received	0	0	N/A	92.5%	92.9%	92.7%
% of Patients satisfied with the time they had to wait for an appointment	0	0	N/A	89.3%	88.8%	88.8%

* This is based on patients treated on this contract for their most recent course of treatment. Figures in italics indicate the base number of FP17s or Patient Questionnaire responses are less than 100. N/A is shown where the base number of responses is less than 10 during the period. % is calculated as Quantity/Base number*100

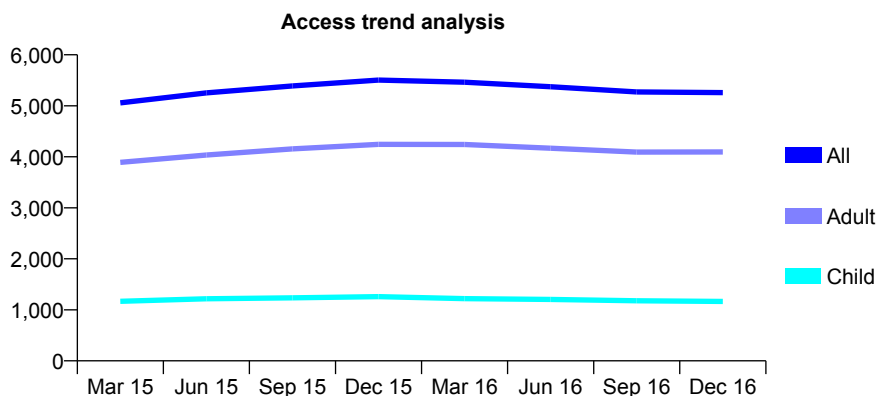
Q68 - Vital Signs At a Glance Contract Report for 148539/0001 - December 2016

Name or company name	Mr A Patel and Ms P Patel
Contract type name	GDS Contract
Purpose of contract	General
Contract start date	01/12/2013
Contract end date	

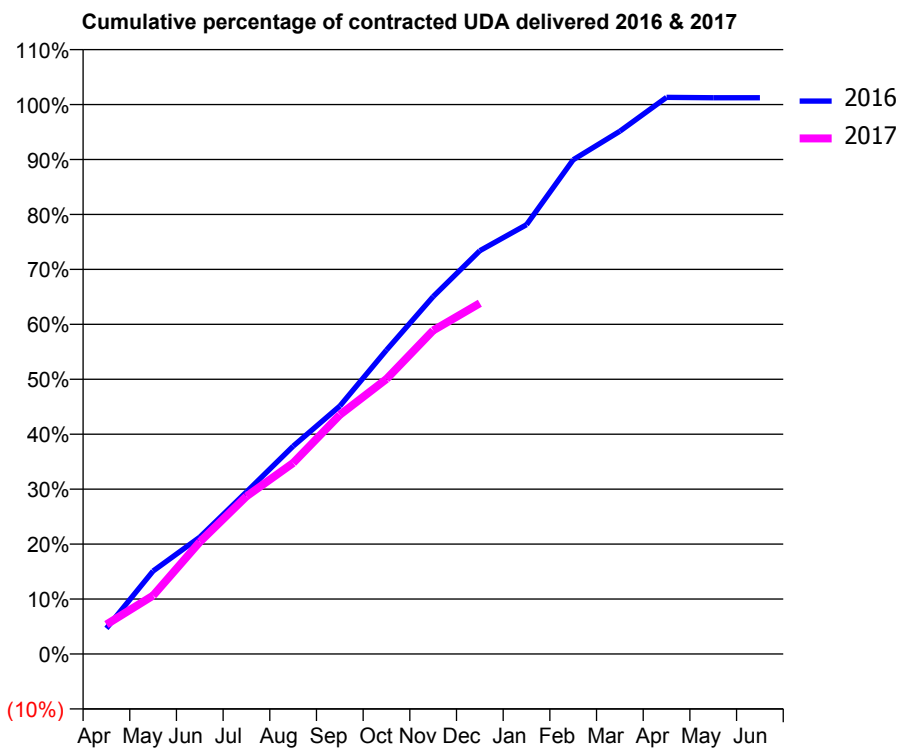
16/17 Contracted general activity (UDA)	11,952
Carry forward general activity (UDA)	-147
16/17 Contracted orthodontic activity (UOA)	0
Carry forward orthodontic activity (UOA)	0
Baseline contract value	£286,223.20

ACCESS*

Patients seen in 24 months	Total	Change since previous quarter
Quarter ending December 2015	5,504	
Quarter ending March 2016	5,463	→
Quarter ending June 2016	5,373	↓
Quarter ending September 2016	5,271	↓
Quarter ending December 2016	5,260	→
Variance since December 2015	(4.4%)	↓



ACTIVITY



Month	Adjusted Scheduled Activity (UDA)	
	2016	2017
April	558	641
May	1,805	1,271
June	2,541	2,439
July	3,526	3,429
August	4,520	4,156
September	5,393	5,202
October	6,610	5,983
November	7,774	7,038
December	8,773	7,629
January	9,337	
February	10,751	
March	11,371	
April	12,107	
May	12,099	
June	12,099	

QUALITY

	Quantity	Base Number	Contract	AT	Region	England
% of FP17s for the same patient ID Re-attending within 3 months - Children	58	1,294	4.5%	9.9%	11.9%	12.4%
% of FP17s for the same patient ID Re-attending within 3 months - Adults	574	4,232	13.6%	15.8%	16.5%	16.6%
% of FP17s for the same patient ID Re-attending between 3 & 9 months - Children	850	1,294	65.7%	59.0%	60.2%	57.5%
% of FP17s for the same patient ID Re-attending between 3 & 9 months - Adults	2,374	4,232	56.1%	51.0%	52.0%	50.4%
% of FP17s for Band 1 Urgent Courses	417	4,376	9.5%	9.5%	9.5%	9.1%
% of FP17s Relating to Free Repair or Replacements	102	4,376	2.3%	0.6%	0.7%	0.8%
% of FP17s Relating to Continuations	26	4,376	0.6%	1.1%	1.2%	1.3%
% of Patients satisfied with the dentistry they have received	9	9	N/A	92.5%	92.9%	92.7%
% of Patients satisfied with the time they had to wait for an appointment	9	9	N/A	89.3%	88.8%	88.8%

* This is based on patients treated on this contract for their most recent course of treatment. Figures in italics indicate the base number of FP17s or Patient Questionnaire responses are less than 100. N/A is shown where the base number of responses is less than 10 during the period. % is calculated as Quantity/Base number*100

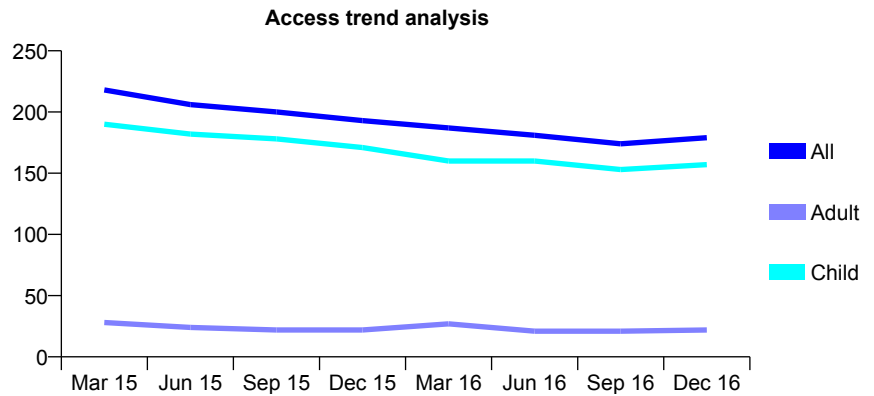
Q68 - Vital Signs At a Glance Contract Report for 150207/0001 - December 2016

Name or company name	Church House Dental Practice Limited
Contract type name	GDS Contract
Purpose of contract	General
Contract start date	01/11/2009
Contract end date	

16/17 Contracted general activity (UDA)	400
Carry forward general activity (UDA)	0
16/17 Contracted orthodontic activity (UOA)	0
Carry forward orthodontic activity (UOA)	0
Baseline contract value	£9,891.28

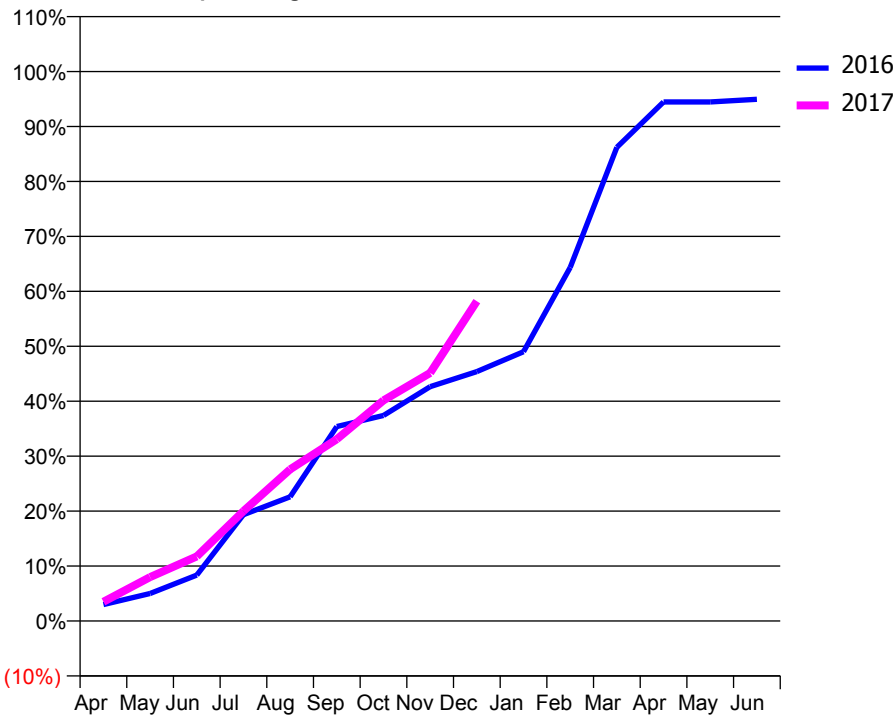
ACCESS*

Patients seen in 24 months	Total	Change since previous quarter
Quarter ending December 2015	193	
Quarter ending March 2016	187	↓
Quarter ending June 2016	181	↓
Quarter ending September 2016	174	↓
Quarter ending December 2016	179	↑
Variance since December 2015	(7.3%)	↓



ACTIVITY

Cumulative percentage of contracted UDA delivered 2016 & 2017



Month	2016	2017
April	12	14
May	20	32
June	33	47
July	77	80
August	90	110
September	142	132
October	150	161
November	171	181
December	182	233
January	196	
February	257	
March	345	
April	378	
May	378	
June	380	

QUALITY

	Quantity	Base Number	Contract	AT	Region	England
% of FP17s for the same patient ID Re-attending within 3 months - Children	13	156	8.3%	9.9%	11.9%	12.4%
% of FP17s for the same patient ID Re-attending within 3 months - Adults	0	7	0.0%	15.8%	16.5%	16.6%
% of FP17s for the same patient ID Re-attending between 3 & 9 months - Children	89	156	57.1%	59.0%	60.2%	57.5%
% of FP17s for the same patient ID Re-attending between 3 & 9 months - Adults	5	7	71.4%	51.0%	52.0%	50.4%
% of FP17s for Band 1 Urgent Courses	4	154	2.6%	9.5%	9.5%	9.1%
% of FP17s Relating to Free Repair or Replacements	0	154	0.0%	0.6%	0.7%	0.8%
% of FP17s Relating to Continuations	0	154	0.0%	1.1%	1.2%	1.3%
% of Patients satisfied with the dentistry they have received	0	0	N/A	92.5%	92.9%	92.7%
% of Patients satisfied with the time they had to wait for an appointment	0	0	N/A	89.3%	88.8%	88.8%

* This is based on patients treated on this contract for their most recent course of treatment. Figures in italics indicate the base number of FP17s or Patient Questionnaire responses are less than 100. N/A is shown where the base number of responses is less than 10 during the period. % is calculated as Quantity/Base number*100

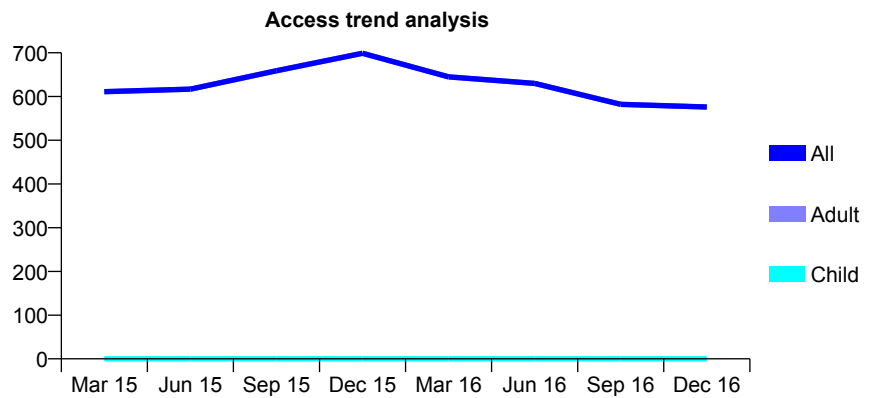
Q68 - Vital Signs At a Glance Contract Report for 151998/0001 - December 2016

Name or company name	The Denture Care Centre UK Limited
Contract type name	PDS Contract
Purpose of contract	General
Contract start date	01/04/2010
Contract end date	31/03/2018

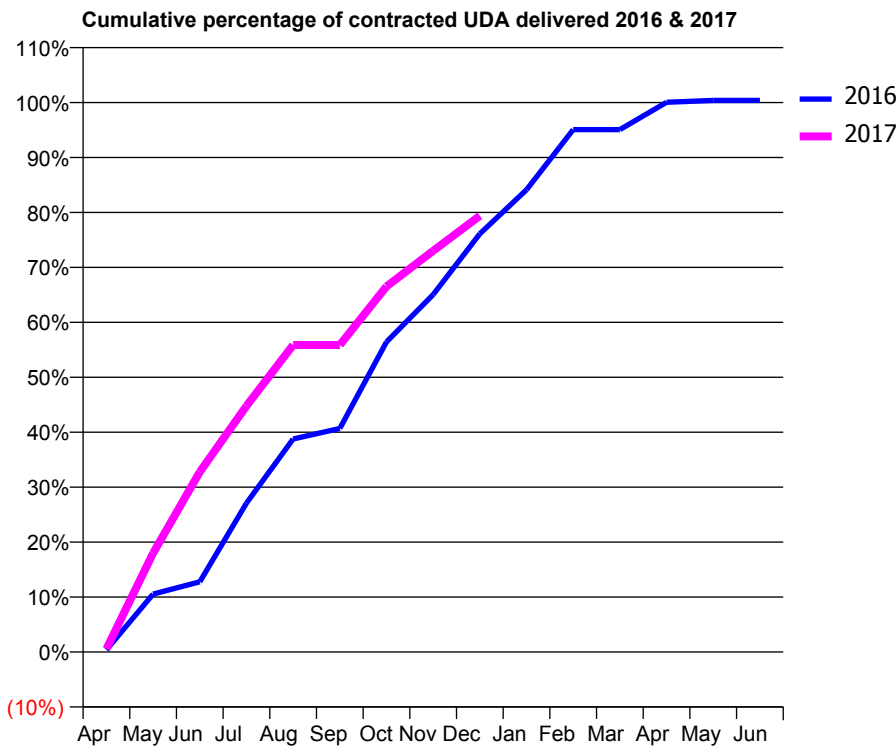
16/17 Contracted general activity (UDA)	2,300
Carry forward general activity (UDA)	-13
16/17 Contracted orthodontic activity (UOA)	0
Carry forward orthodontic activity (UOA)	0
Baseline contract value	£55,000.24

ACCESS*

Patients seen in 24 months	Total	Change since previous quarter
Quarter ending December 2015	699	
Quarter ending March 2016	645	↓
Quarter ending June 2016	630	↓
Quarter ending September 2016	582	↓
Quarter ending December 2016	576	↓
Variance since December 2015	(17.6%)	↓



ACTIVITY



Month	Adjusted Scheduled Activity (UDA)	
	2016	2017
April	14	13
May	369	414
June	447	754
July	948	1,030
August	1,357	1,285
September	1,424	1,285
October	1,975	1,530
November	2,277	1,679
December	2,664	1,826
January	2,944	
February	3,327	
March	3,327	
April	3,501	
May	3,513	
June	3,513	

QUALITY

	Quantity	Base Number	Contract	AT	Region	England
% of FP17s for the same patient ID Re-attending within 3 months - Children	0	0	N/A	9.9%	11.9%	12.4%
% of FP17s for the same patient ID Re-attending within 3 months - Adults	13	272	4.8%	15.8%	16.5%	16.6%
% of FP17s for the same patient ID Re-attending between 3 & 9 months - Children	0	0	N/A	59.0%	60.2%	57.5%
% of FP17s for the same patient ID Re-attending between 3 & 9 months - Adults	36	272	13.2%	51.0%	52.0%	50.4%
% of FP17s for Band 1 Urgent Courses	0	255	0.0%	9.5%	9.5%	9.1%
% of FP17s Relating to Free Repair or Replacements	0	255	0.0%	0.6%	0.7%	0.8%
% of FP17s Relating to Continuations	1	255	0.4%	1.1%	1.2%	1.3%
% of Patients satisfied with the dentistry they have received	0	0	N/A	92.5%	92.9%	92.7%
% of Patients satisfied with the time they had to wait for an appointment	0	0	N/A	89.3%	88.8%	88.8%

* This is based on patients treated on this contract for their most recent course of treatment. Figures in italics indicate the base number of FP17s or Patient Questionnaire responses are less than 100. N/A is shown where the base number of responses is less than 10 during the period. % is calculated as Quantity/Base number*100

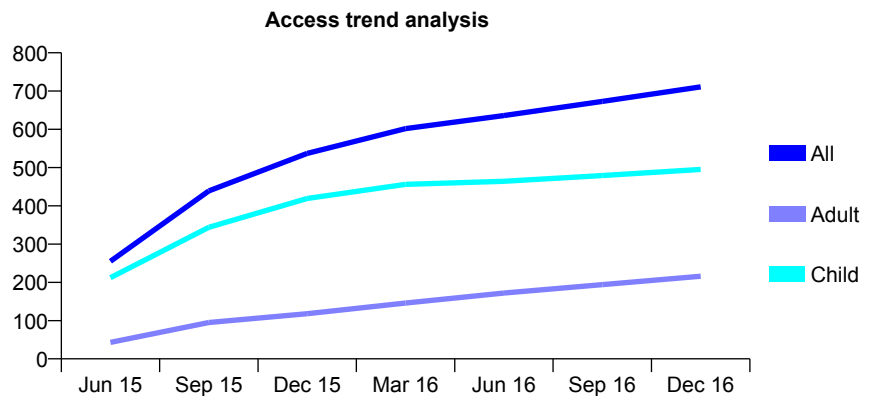
Q68 - Vital Signs At a Glance Contract Report for 153516/0001 - December 2016

Name or company name	Mr PJ Ferguson, Mr A R McCorkindale, Mr
Contract type name	GDS Contract
Purpose of contract	General
Contract start date	21/02/2015
Contract end date	

16/17 Contracted general activity (UDA)	1,700
Carry forward general activity (UDA)	6
16/17 Contracted orthodontic activity (UOA)	0
Carry forward orthodontic activity (UOA)	0
Baseline contract value	£43,785.19

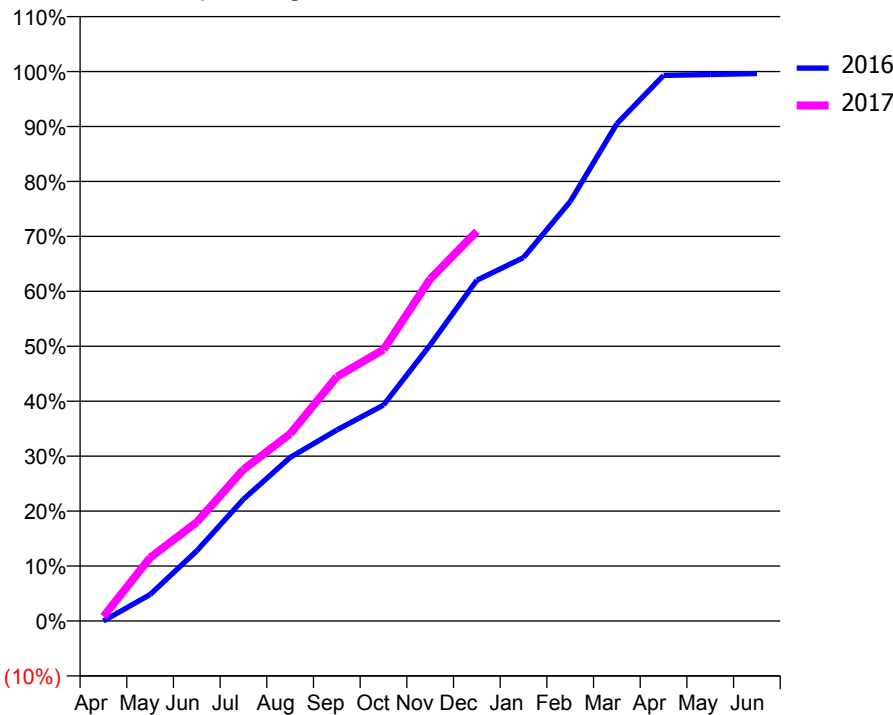
ACCESS*

Patients seen in 24 months	Total	Change since previous quarter
Quarter ending December 2015	537	
Quarter ending March 2016	602	↑
Quarter ending June 2016	636	↑
Quarter ending September 2016	673	↑
Quarter ending December 2016	711	↑
Variance since December 2015	32.4%	↑



ACTIVITY

Cumulative percentage of contracted UDA delivered 2016 & 2017



Month	Adjusted Scheduled Activity (UDA)	
	2016	2017
April	0	14
May	82	196
June	217	306
July	377	469
August	506	579
September	591	755
October	668	840
November	854	1,058
December	1,054	1,206
January	1,124	
February	1,298	
March	1,539	
April	1,688	
May	1,691	
June	1,694	

QUALITY

	Quantity	Base Number	Contract	AT	Region	England
% of FP17s for the same patient ID Re-attending within 3 months - Children	31	643	4.8%	9.9%	11.9%	12.4%
% of FP17s for the same patient ID Re-attending within 3 months - Adults	16	170	9.4%	15.8%	16.5%	16.6%
% of FP17s for the same patient ID Re-attending between 3 & 9 months - Children	440	643	68.4%	59.0%	60.2%	57.5%
% of FP17s for the same patient ID Re-attending between 3 & 9 months - Adults	96	170	56.5%	51.0%	52.0%	50.4%
% of FP17s for Band 1 Urgent Courses	13	717	1.8%	9.5%	9.5%	9.1%
% of FP17s Relating to Free Repair or Replacements	0	717	0.0%	0.6%	0.7%	0.8%
% of FP17s Relating to Continuations	11	717	1.5%	1.1%	1.2%	1.3%
% of Patients satisfied with the dentistry they have received	0	0	N/A	92.5%	92.9%	92.7%
% of Patients satisfied with the time they had to wait for an appointment	0	0	N/A	89.3%	88.8%	88.8%

* This is based on patients treated on this contract for their most recent course of treatment. Figures in italics indicate the base number of FP17s or Patient Questionnaire responses are less than 100. N/A is shown where the base number of responses is less than 10 during the period. % is calculated as Quantity/Base number*100

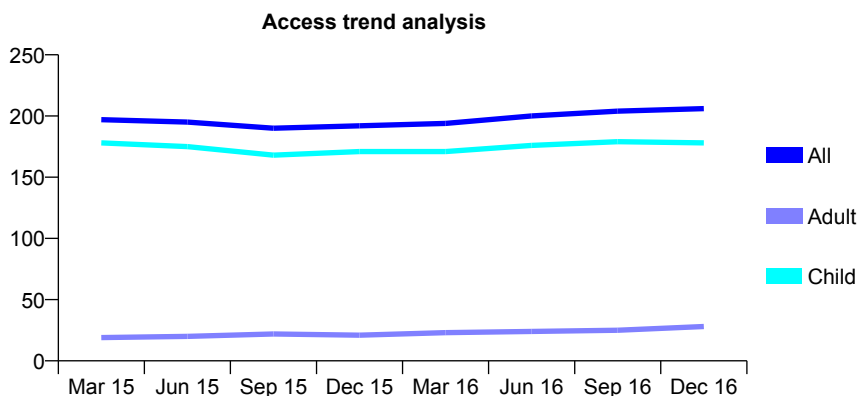
Q68 - Vital Signs At a Glance Contract Report for 153974/0001 - December 2016

Name or company name	Phillip Price Ltd
Contract type name	GDS Contract
Purpose of contract	General
Contract start date	01/04/2007
Contract end date	

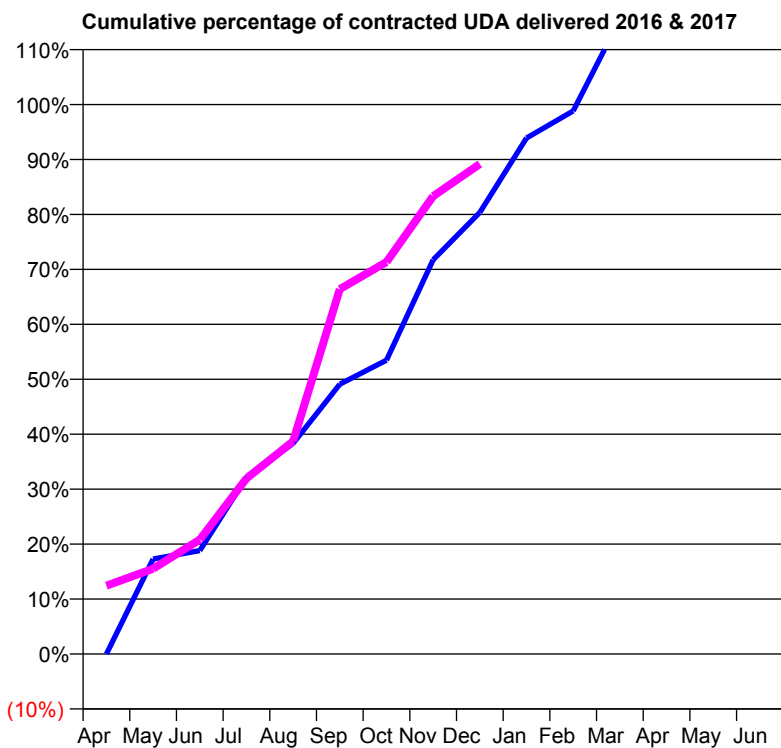
16/17 Contracted general activity (UDA)	325
Carry forward general activity (UDA)	-6
16/17 Contracted orthodontic activity (UOA)	0
Carry forward orthodontic activity (UOA)	0
Baseline contract value	£6,982.52

ACCESS*

Patients seen in 24 months	Total	Change since previous quarter
Quarter ending December 2015	192	
Quarter ending March 2016	194	→
Quarter ending June 2016	200	↑
Quarter ending September 2016	204	↑
Quarter ending December 2016	206	→
Variance since December 2015	7.3%	↑



ACTIVITY



Month	Adjusted Scheduled Activity (UDA)	
	2016	2017
April	0	40
May	56	50
June	61	68
July	104	104
August	125	126
September	160	216
October	174	232
November	233	271
December	261	290
January	305	
February	321	
March	375	
April	375	
May	375	
June	375	

QUALITY

	Quantity	Base Number	Contract	AT	Region	England
% of FP17s for the same patient ID Re-attending within 3 months - Children	9	225	4.0%	9.9%	11.9%	12.4%
% of FP17s for the same patient ID Re-attending within 3 months - Adults	0	0	N/A	15.8%	16.5%	16.6%
% of FP17s for the same patient ID Re-attending between 3 & 9 months - Children	145	225	64.4%	59.0%	60.2%	57.5%
% of FP17s for the same patient ID Re-attending between 3 & 9 months - Adults	0	0	N/A	51.0%	52.0%	50.4%
% of FP17s for Band 1 Urgent Courses	4	223	1.8%	9.5%	9.5%	9.1%
% of FP17s Relating to Free Repair or Replacements	0	223	0.0%	0.6%	0.7%	0.8%
% of FP17s Relating to Continuations	0	223	0.0%	1.1%	1.2%	1.3%
% of Patients satisfied with the dentistry they have received	0	0	N/A	92.5%	92.9%	92.7%
% of Patients satisfied with the time they had to wait for an appointment	0	0	N/A	89.3%	88.8%	88.8%

* This is based on patients treated on this contract for their most recent course of treatment. Figures in italics indicate the base number of FP17s or Patient Questionnaire responses are less than 100. N/A is shown where the base number of responses is less than 10 during the period. % is calculated as Quantity/Base number*100

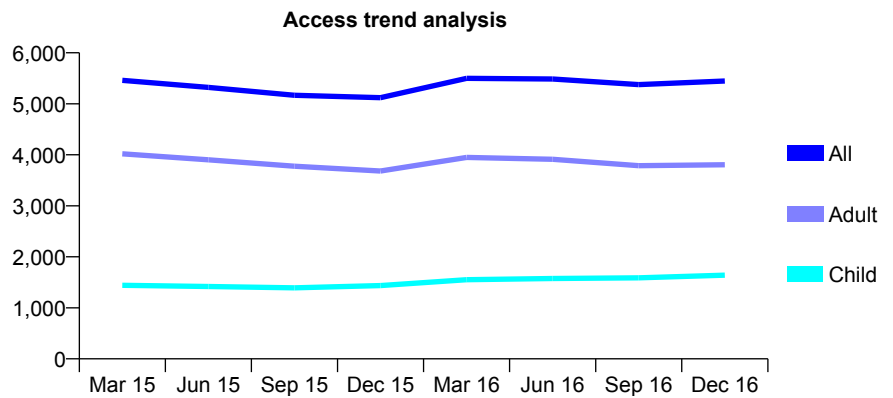
Q68 - Vital Signs At a Glance Contract Report for 154229/0001 - December 2016

Name or company name	Jonathan Lee
Contract type name	GDS Contract
Purpose of contract	General
Contract start date	11/03/2009
Contract end date	

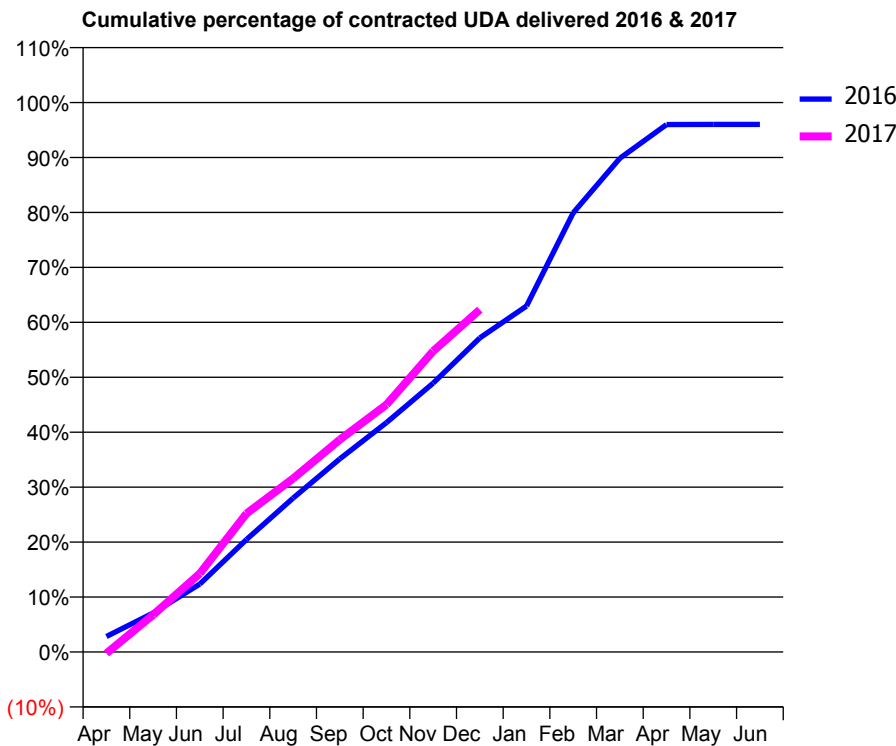
16/17 Contracted general activity (UDA)	14,500
Carry forward general activity (UDA)	578
16/17 Contracted orthodontic activity (UOA)	0
Carry forward orthodontic activity (UOA)	0
Baseline contract value	£387,051.31

ACCESS*

Patients seen in 24 months	Total	Change since previous quarter
Quarter ending December 2015	5,119	
Quarter ending March 2016	5,499	↑
Quarter ending June 2016	5,487	→
Quarter ending September 2016	5,377	↓
Quarter ending December 2016	5,446	→
Variance since December 2015	6.4%	↑



ACTIVITY



Month	Adjusted Scheduled Activity (UDA)	
	2016	2017
April	409	-38
May	1,030	981
June	1,794	2,070
July	2,969	3,653
August	4,062	4,579
September	5,097	5,603
October	6,053	6,529
November	7,095	7,941
December	8,287	9,034
January	9,131	
February	11,590	
March	13,029	
April	13,918	
May	13,921	
June	13,922	

QUALITY

	Quantity	Base Number	Contract	AT	Region	England
% of FP17s for the same patient ID Re-attending within 3 months - Children	193	1,845	10.5%	9.9%	11.9%	12.4%
% of FP17s for the same patient ID Re-attending within 3 months - Adults	515	3,684	14.0%	15.8%	16.5%	16.6%
% of FP17s for the same patient ID Re-attending between 3 & 9 months - Children	1,041	1,845	56.4%	59.0%	60.2%	57.5%
% of FP17s for the same patient ID Re-attending between 3 & 9 months - Adults	1,831	3,684	49.7%	51.0%	52.0%	50.4%
% of FP17s for Band 1 Urgent Courses	465	5,159	9.0%	9.5%	9.5%	9.1%
% of FP17s Relating to Free Repair or Replacements	41	5,159	0.8%	0.6%	0.7%	0.8%
% of FP17s Relating to Continuations	8	5,159	0.2%	1.1%	1.2%	1.3%
% of Patients satisfied with the dentistry they have received	4	4	N/A	92.5%	92.9%	92.7%
% of Patients satisfied with the time they had to wait for an appointment	4	4	N/A	89.3%	88.8%	88.8%

* This is based on patients treated on this contract for their most recent course of treatment. Figures in italics indicate the base number of FP17s or Patient Questionnaire responses are less than 100. N/A is shown where the base number of responses is less than 10 during the period. % is calculated as Quantity/Base number*100

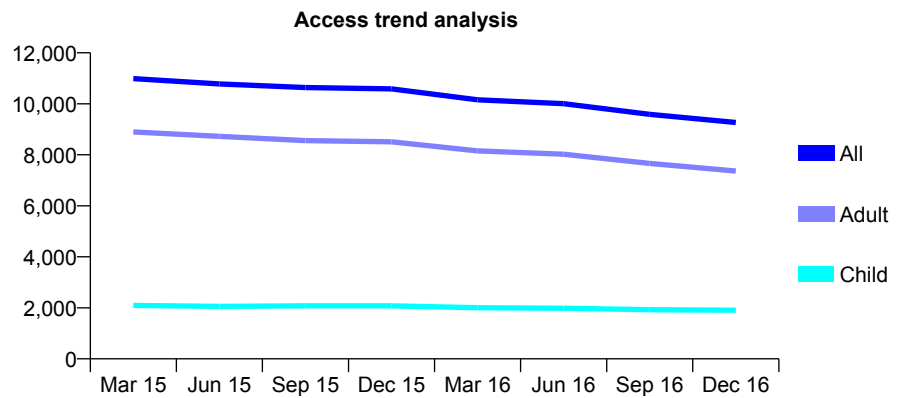
Q68 - Vital Signs At a Glance Contract Report for 156329/0001 - December 2016

Name or company name	Little London Dental Care Limited
Contract type name	GDS Contract
Purpose of contract	General
Contract start date	01/01/2008
Contract end date	

16/17 Contracted general activity (UDA)	37,500
Carry forward general activity (UDA)	659
16/17 Contracted orthodontic activity (UOA)	0
Carry forward orthodontic activity (UOA)	0
Baseline contract value	£884,418.57

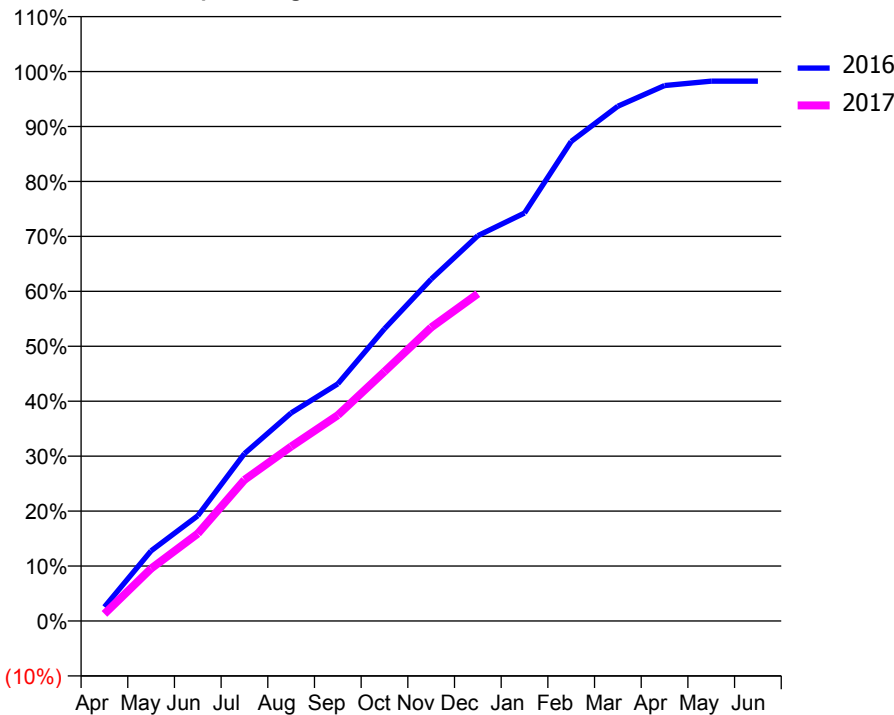
ACCESS*

Patients seen in 24 months	Total	Change since previous quarter
Quarter ending December 2015	10,586	
Quarter ending March 2016	10,159	↓
Quarter ending June 2016	10,007	↓
Quarter ending September 2016	9,589	↓
Quarter ending December 2016	9,270	↓
Variance since December 2015	(12.4%)	↓



ACTIVITY

Cumulative percentage of contracted UDA delivered 2016 & 2017



Month	Adjusted Scheduled Activity (UDA)	
	2016	2017
April	959	482
May	4,788	3,585
June	7,180	5,961
July	11,428	9,635
August	14,200	11,908
September	16,185	14,045
October	19,943	17,018
November	23,328	20,037
December	26,298	22,337
January	27,838	
February	32,724	
March	35,131	
April	36,542	
May	36,838	
June	36,841	

QUALITY

	Quantity	Base Number	Contract	AT	Region	England
% of FP17s for the same patient ID Re-attending within 3 months - Children	123	1,949	6.3%	9.9%	11.9%	12.4%
% of FP17s for the same patient ID Re-attending within 3 months - Adults	927	7,322	12.7%	15.8%	16.5%	16.6%
% of FP17s for the same patient ID Re-attending between 3 & 9 months - Children	1,125	1,949	57.7%	59.0%	60.2%	57.5%
% of FP17s for the same patient ID Re-attending between 3 & 9 months - Adults	4,377	7,322	59.8%	51.0%	52.0%	50.4%
% of FP17s for Band 1 Urgent Courses	409	8,484	4.8%	9.5%	9.5%	9.1%
% of FP17s Relating to Free Repair or Replacements	162	8,484	1.9%	0.6%	0.7%	0.8%
% of FP17s Relating to Continuations	174	8,484	2.1%	1.1%	1.2%	1.3%
% of Patients satisfied with the dentistry they have received	12	12	100.0%	92.5%	92.9%	92.7%
% of Patients satisfied with the time they had to wait for an appointment	10	12	83.3%	89.3%	88.8%	88.8%

* This is based on patients treated on this contract for their most recent course of treatment. Figures in italics indicate the base number of FP17s or Patient Questionnaire responses are less than 100. N/A is shown where the base number of responses is less than 10 during the period. % is calculated as Quantity/Base number*100

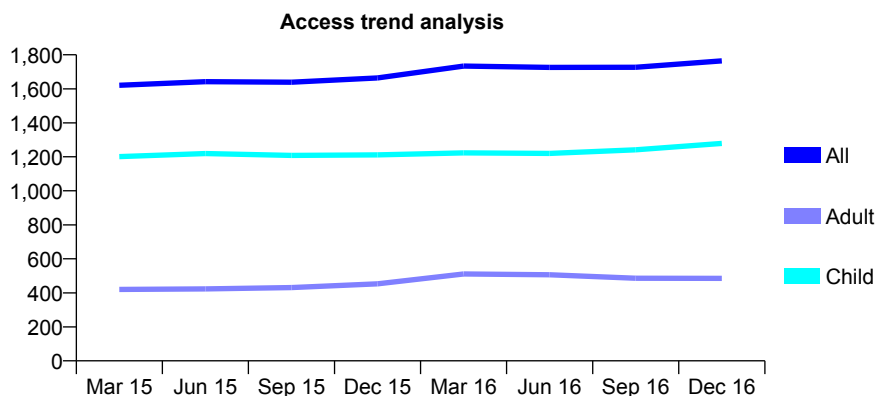
Q68 - Vital Signs At a Glance Contract Report for 156981/0001 - December 2016

Name or company name	Mr M Mawjee & Mr M Ali
Contract type name	GDS Contract
Purpose of contract	General
Contract start date	01/10/2008
Contract end date	

16/17 Contracted general activity (UDA)	4,610
Carry forward general activity (UDA)	181
16/17 Contracted orthodontic activity (UOA)	0
Carry forward orthodontic activity (UOA)	0
Baseline contract value	£102,460.68

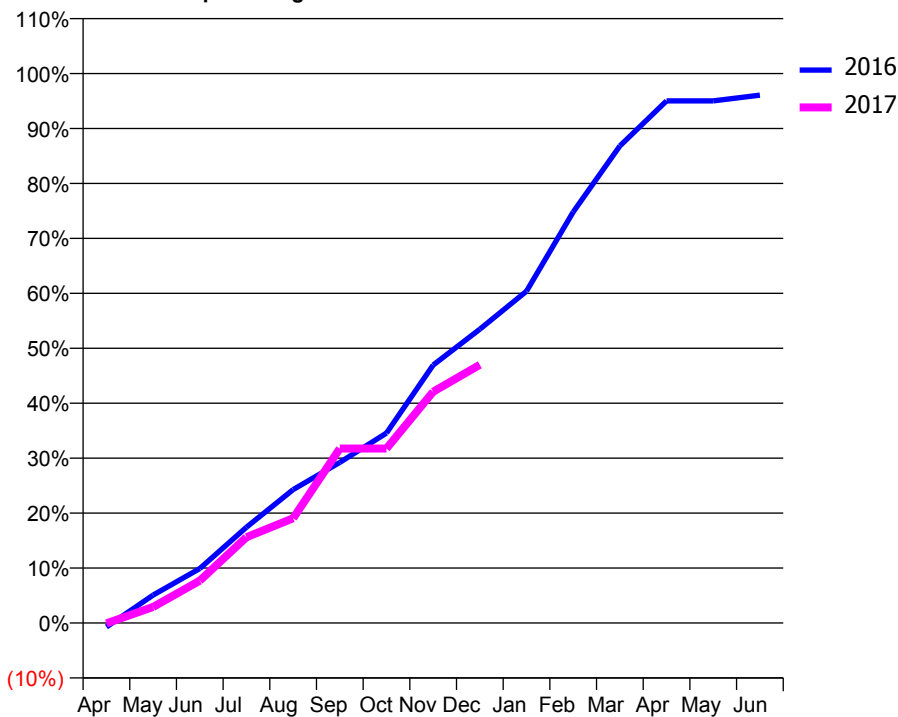
ACCESS*

Patients seen in 24 months	Total	Change since previous quarter
Quarter ending December 2015	1,664	
Quarter ending March 2016	1,734	↑
Quarter ending June 2016	1,726	→
Quarter ending September 2016	1,727	→
Quarter ending December 2016	1,764	↑
Variance since December 2015	6.0%	↑



ACTIVITY

Cumulative percentage of contracted UDA delivered 2016 & 2017



Adjusted Scheduled Activity (UDA)

Month	2016	2017
April	-34	-3
May	235	135
June	457	355
July	804	719
August	1,119	879
September	1,347	1,464
October	1,594	1,464
November	2,164	1,940
December	2,465	2,167
January	2,783	
February	3,449	
March	4,002	
April	4,381	
May	4,381	
June	4,429	

QUALITY

	Quantity	Base Number	Contract	AT	Region	England
% of FP17s for the same patient ID Re-attending within 3 months - Children	59	1,383	4.3%	9.9%	11.9%	12.4%
% of FP17s for the same patient ID Re-attending within 3 months - Adults	47	327	14.4%	15.8%	16.5%	16.6%
% of FP17s for the same patient ID Re-attending between 3 & 9 months - Children	890	1,383	64.4%	59.0%	60.2%	57.5%
% of FP17s for the same patient ID Re-attending between 3 & 9 months - Adults	175	327	53.5%	51.0%	52.0%	50.4%
% of FP17s for Band 1 Urgent Courses	48	1,574	3.0%	9.5%	9.5%	9.1%
% of FP17s Relating to Free Repair or Replacements	0	1,574	0.0%	0.6%	0.7%	0.8%
% of FP17s Relating to Continuations	0	1,574	0.0%	1.1%	1.2%	1.3%
% of Patients satisfied with the dentistry they have received	2	2	N/A	92.5%	92.9%	92.7%
% of Patients satisfied with the time they had to wait for an appointment	2	2	N/A	89.3%	88.8%	88.8%

* This is based on patients treated on this contract for their most recent course of treatment. Figures in italics indicate the base number of FP17s or Patient Questionnaire responses are less than 100. N/A is shown where the base number of responses is less than 10 during the period. % is calculated as Quantity/Base number*100

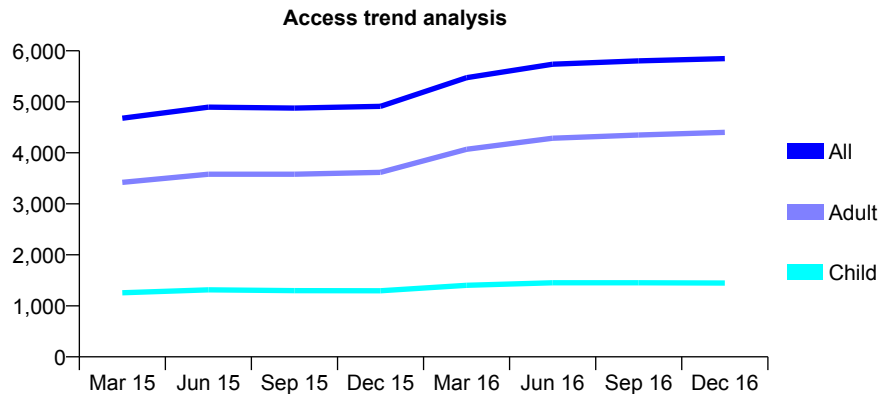
Q68 - Vital Signs At a Glance Contract Report for 157163/0001 - December 2016

Name or company name	Chichester Smiles Dental Practice Ltd
Contract type name	GDS Contract
Purpose of contract	General
Contract start date	01/12/2007
Contract end date	

16/17 Contracted general activity (UDA)	18,324
Carry forward general activity (UDA)	-123
16/17 Contracted orthodontic activity (UOA)	0
Carry forward orthodontic activity (UOA)	0
Baseline contract value	£508,480.67

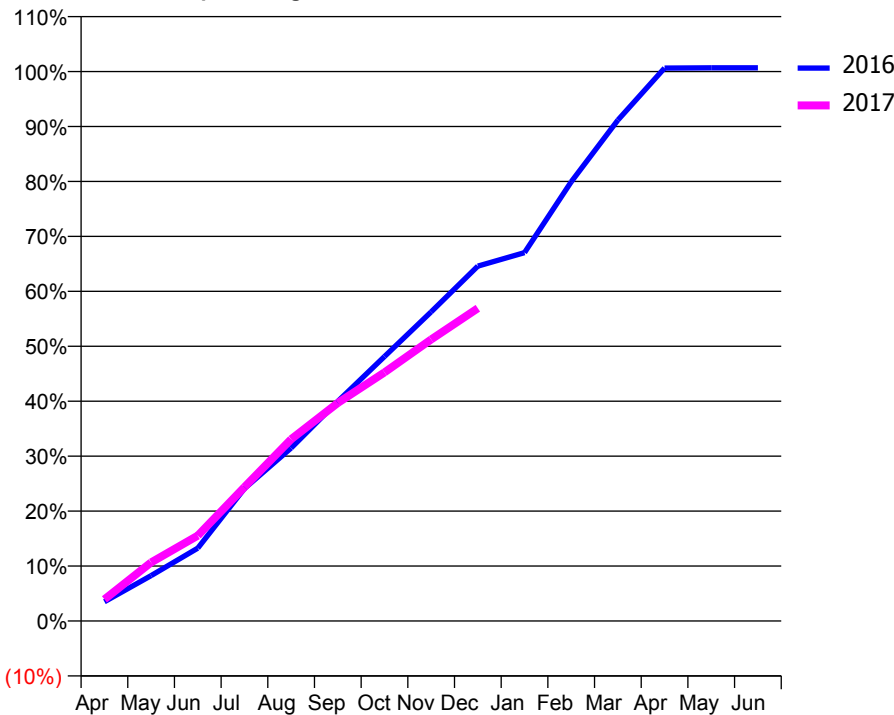
ACCESS*

Patients seen in 24 months	Total	Change since previous quarter
Quarter ending December 2015	4,912	
Quarter ending March 2016	5,472	↑
Quarter ending June 2016	5,738	↑
Quarter ending September 2016	5,803	→
Quarter ending December 2016	5,848	→
Variance since December 2015	19.1%	↑



ACTIVITY

Cumulative percentage of contracted UDA delivered 2016 & 2017



Month	Adjusted Scheduled Activity (UDA)	
	2016	2017
April	644	723
May	1,516	1,954
June	2,431	2,846
July	4,420	4,465
August	5,770	6,065
September	7,324	7,273
October	8,821	8,292
November	10,308	9,387
December	11,837	10,431
January	12,282	
February	14,644	
March	16,702	
April	18,437	
May	18,449	
June	18,447	

QUALITY

	Quantity	Base Number	Contract	AT	Region	England
% of FP17s for the same patient ID Re-attending within 3 months - Children	80	1,600	5.0%	9.9%	11.9%	12.4%
% of FP17s for the same patient ID Re-attending within 3 months - Adults	609	4,854	12.5%	15.8%	16.5%	16.6%
% of FP17s for the same patient ID Re-attending between 3 & 9 months - Children	1,052	1,600	65.8%	59.0%	60.2%	57.5%
% of FP17s for the same patient ID Re-attending between 3 & 9 months - Adults	2,999	4,854	61.8%	51.0%	52.0%	50.4%
% of FP17s for Band 1 Urgent Courses	498	5,781	8.6%	9.5%	9.5%	9.1%
% of FP17s Relating to Free Repair or Replacements	42	5,781	0.7%	0.6%	0.7%	0.8%
% of FP17s Relating to Continuations	29	5,781	0.5%	1.1%	1.2%	1.3%
% of Patients satisfied with the dentistry they have received	9	9	N/A	92.5%	92.9%	92.7%
% of Patients satisfied with the time they had to wait for an appointment	9	9	N/A	89.3%	88.8%	88.8%

* This is based on patients treated on this contract for their most recent course of treatment. Figures in italics indicate the base number of FP17s or Patient Questionnaire responses are less than 100. N/A is shown where the base number of responses is less than 10 during the period. % is calculated as Quantity/Base number*100

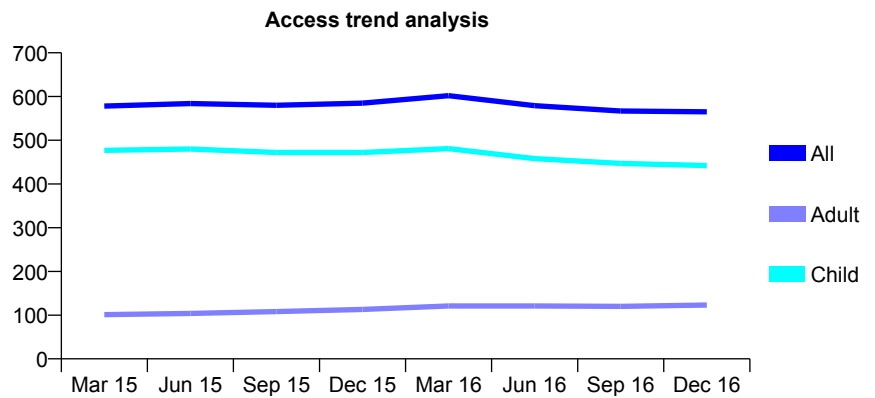
Q68 - Vital Signs At a Glance Contract Report for 157430/0001 - December 2016

Name or company name	Mr R Patel & Mr S Dhanoa
Contract type name	GDS Contract
Purpose of contract	General
Contract start date	24/12/2010
Contract end date	

16/17 Contracted general activity (UDA)	1,400
Carry forward general activity (UDA)	0
16/17 Contracted orthodontic activity (UOA)	0
Carry forward orthodontic activity (UOA)	0
Baseline contract value	£32,590.50

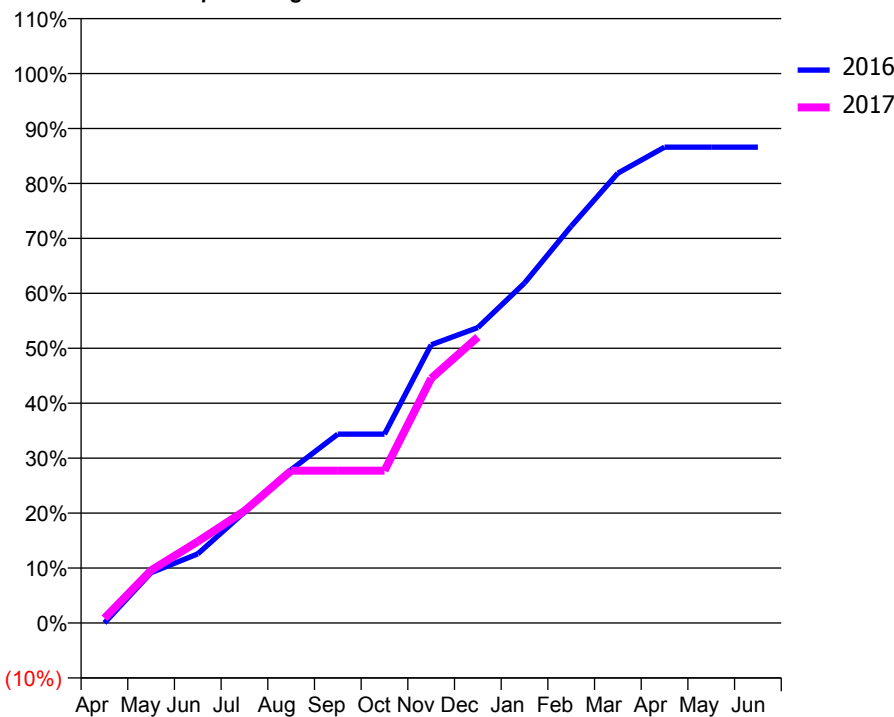
ACCESS*

Patients seen in 24 months	Total	Change since previous quarter
Quarter ending December 2015	585	
Quarter ending March 2016	602	↑
Quarter ending June 2016	579	↓
Quarter ending September 2016	567	↓
Quarter ending December 2016	565	→
Variance since December 2015	(3.4%)	↓



ACTIVITY

Cumulative percentage of contracted UDA delivered 2016 & 2017



Month	Adjusted Scheduled Activity (UDA)	
	2016	2017
April	0	12
May	128	134
June	176	208
July	282	286
August	391	388
September	481	388
October	481	388
November	709	623
December	753	729
January	866	
February	1,011	
March	1,146	
April	1,212	
May	1,212	
June	1,212	

QUALITY

	Quantity	Base Number	Contract	AT	Region	England
% of FP17s for the same patient ID Re-attending within 3 months - Children	22	552	4.0%	9.9%	11.9%	12.4%
% of FP17s for the same patient ID Re-attending within 3 months - Adults	4	63	6.3%	15.8%	16.5%	16.6%
% of FP17s for the same patient ID Re-attending between 3 & 9 months - Children	424	552	76.8%	59.0%	60.2%	57.5%
% of FP17s for the same patient ID Re-attending between 3 & 9 months - Adults	44	63	69.8%	51.0%	52.0%	50.4%
% of FP17s for Band 1 Urgent Courses	13	571	2.3%	9.5%	9.5%	9.1%
% of FP17s Relating to Free Repair or Replacements	1	571	0.2%	0.6%	0.7%	0.8%
% of FP17s Relating to Continuations	0	571	0.0%	1.1%	1.2%	1.3%
% of Patients satisfied with the dentistry they have received	0	0	N/A	92.5%	92.9%	92.7%
% of Patients satisfied with the time they had to wait for an appointment	0	0	N/A	89.3%	88.8%	88.8%

* This is based on patients treated on this contract for their most recent course of treatment. Figures in italics indicate the base number of FP17s or Patient Questionnaire responses are less than 100. N/A is shown where the base number of responses is less than 10 during the period. % is calculated as Quantity/Base number*100

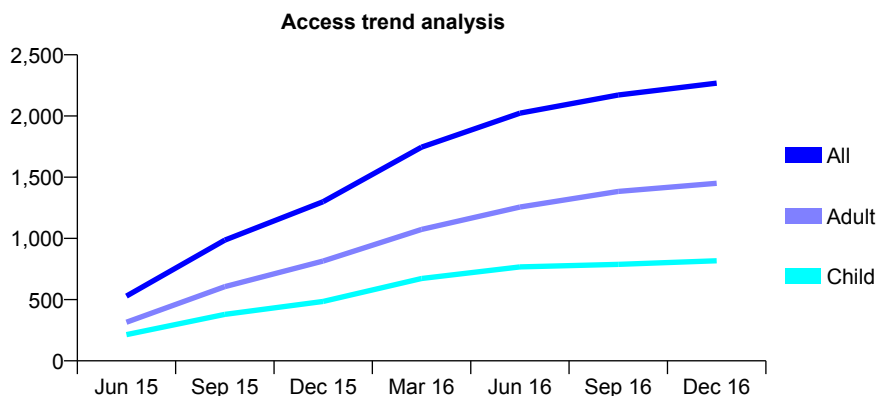
Q68 - Vital Signs At a Glance Contract Report for 157538/0001 - December 2016

Name or company name	Bewbush Dental Limited
Contract type name	GDS Contract
Purpose of contract	General
Contract start date	01/04/2015
Contract end date	

16/17 Contracted general activity (UDA)	5,265
Carry forward general activity (UDA)	-101
16/17 Contracted orthodontic activity (UOA)	0
Carry forward orthodontic activity (UOA)	0
Baseline contract value	£130,441.77

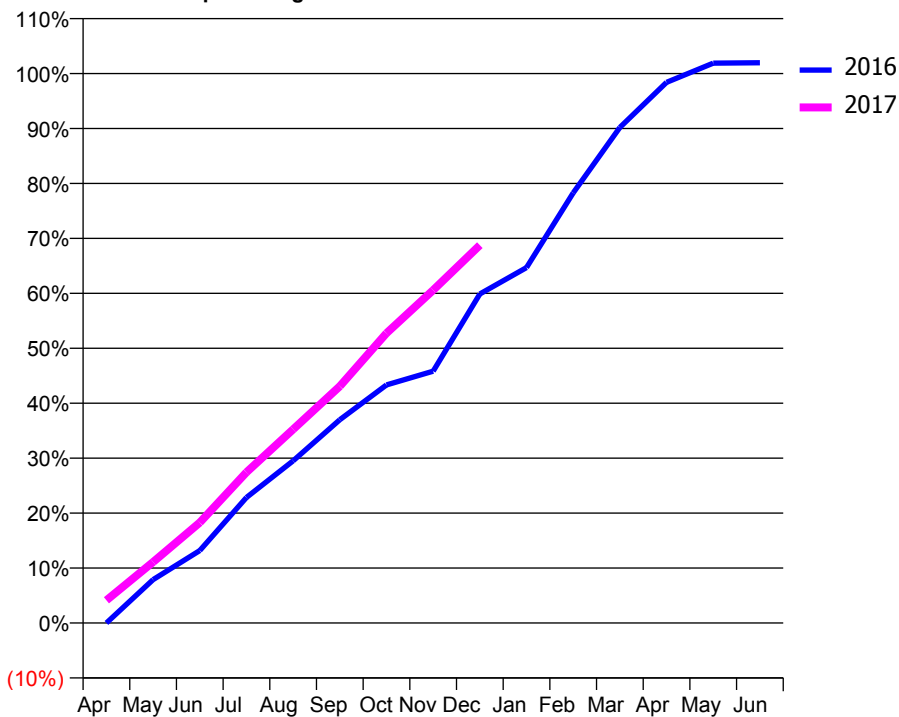
ACCESS*

Patients seen in 24 months	Total	Change since previous quarter
Quarter ending December 2015	1,300	
Quarter ending March 2016	1,746	↑
Quarter ending June 2016	2,023	↑
Quarter ending September 2016	2,172	↑
Quarter ending December 2016	2,268	↑
Variance since December 2015	74.5%	↑



ACTIVITY

Cumulative percentage of contracted UDA delivered 2016 & 2017



Month	Adjusted Scheduled Activity (UDA)	
	2016	2017
April	1	218
May	408	584
June	680	963
July	1,180	1,444
August	1,524	1,855
September	1,911	2,268
October	2,237	2,777
November	2,366	3,190
December	3,091	3,620
January	3,339	
February	4,041	
March	4,656	
April	5,080	
May	5,261	
June	5,264	

QUALITY

	Quantity	Base Number	Contract	AT	Region	England
% of FP17s for the same patient ID Re-attending within 3 months - Children	125	1,025	12.2%	9.9%	11.9%	12.4%
% of FP17s for the same patient ID Re-attending within 3 months - Adults	256	1,562	16.4%	15.8%	16.5%	16.6%
% of FP17s for the same patient ID Re-attending between 3 & 9 months - Children	613	1,025	59.8%	59.0%	60.2%	57.5%
% of FP17s for the same patient ID Re-attending between 3 & 9 months - Adults	800	1,562	51.2%	51.0%	52.0%	50.4%
% of FP17s for Band 1 Urgent Courses	199	1,892	10.5%	9.5%	9.5%	9.1%
% of FP17s Relating to Free Repair or Replacements	3	1,892	0.2%	0.6%	0.7%	0.8%
% of FP17s Relating to Continuations	0	1,892	0.0%	1.1%	1.2%	1.3%
% of Patients satisfied with the dentistry they have received	3	3	N/A	92.5%	92.9%	92.7%
% of Patients satisfied with the time they had to wait for an appointment	3	3	N/A	89.3%	88.8%	88.8%

* This is based on patients treated on this contract for their most recent course of treatment. Figures in italics indicate the base number of FP17s or Patient Questionnaire responses are less than 100. N/A is shown where the base number of responses is less than 10 during the period. % is calculated as Quantity/Base number*100

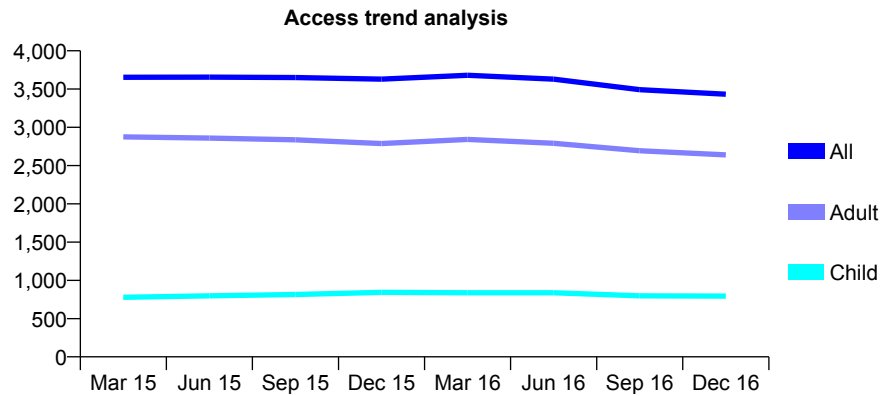
Q68 - Vital Signs At a Glance Contract Report for 158275/0001 - December 2016

Name or company name	Esmail Harunani and Murtaza Kanani
Contract type name	GDS Contract
Purpose of contract	General
Contract start date	01/10/2009
Contract end date	

16/17 Contracted general activity (UDA)	10,150
Carry forward general activity (UDA)	-96
16/17 Contracted orthodontic activity (UOA)	0
Carry forward orthodontic activity (UOA)	0
Baseline contract value	£239,990.01

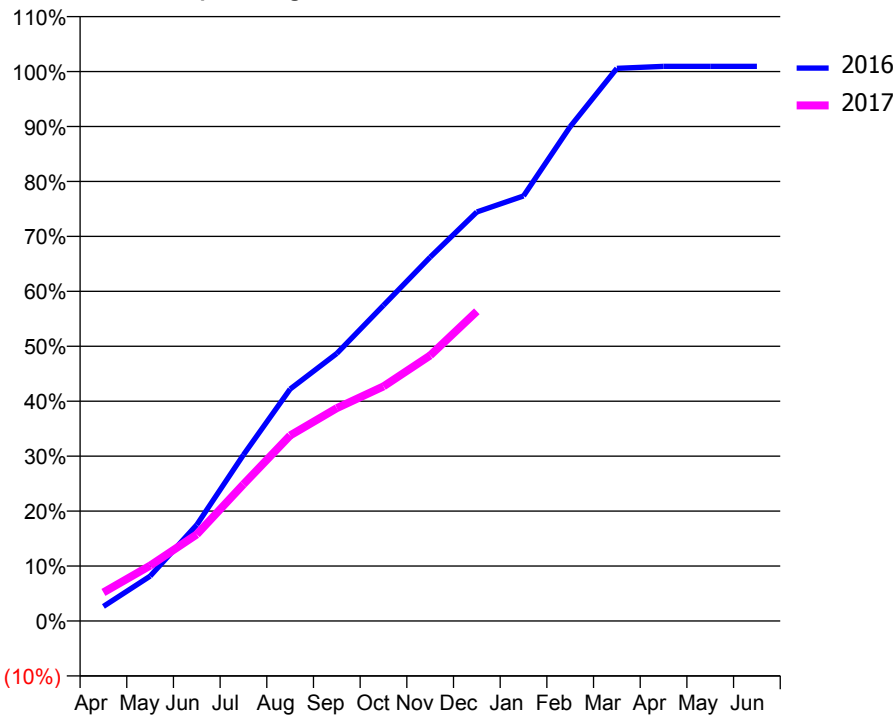
ACCESS*

Patients seen in 24 months	Total	Change since previous quarter
Quarter ending December 2015	3,630	
Quarter ending March 2016	3,680	→
Quarter ending June 2016	3,629	↓
Quarter ending September 2016	3,492	↓
Quarter ending December 2016	3,433	↓
Variance since December 2015	(5.4%)	↓



ACTIVITY

Cumulative percentage of contracted UDA delivered 2016 & 2017



Month	Adjusted Scheduled Activity (UDA)	
	2016	2017
April	271	528
May	828	1,023
June	1,776	1,601
July	3,071	2,525
August	4,285	3,428
September	4,942	3,932
October	5,830	4,333
November	6,722	4,905
December	7,555	5,721
January	7,851	
February	9,132	
March	10,209	
April	10,245	
May	10,246	
June	10,246	

QUALITY

	Quantity	Base Number	Contract	AT	Region	England
% of FP17s for the same patient ID Re-attending within 3 months - Children	45	638	7.1%	9.9%	11.9%	12.4%
% of FP17s for the same patient ID Re-attending within 3 months - Adults	214	1,739	12.3%	15.8%	16.5%	16.6%
% of FP17s for the same patient ID Re-attending between 3 & 9 months - Children	276	638	43.3%	59.0%	60.2%	57.5%
% of FP17s for the same patient ID Re-attending between 3 & 9 months - Adults	734	1,739	42.2%	51.0%	52.0%	50.4%
% of FP17s for Band 1 Urgent Courses	262	2,365	11.1%	9.5%	9.5%	9.1%
% of FP17s Relating to Free Repair or Replacements	42	2,365	1.8%	0.6%	0.7%	0.8%
% of FP17s Relating to Continuations	44	2,365	1.9%	1.1%	1.2%	1.3%
% of Patients satisfied with the dentistry they have received	2	3	N/A	92.5%	92.9%	92.7%
% of Patients satisfied with the time they had to wait for an appointment	2	3	N/A	89.3%	88.8%	88.8%

* This is based on patients treated on this contract for their most recent course of treatment. Figures in italics indicate the base number of FP17s or Patient Questionnaire responses are less than 100. N/A is shown where the base number of responses is less than 10 during the period. % is calculated as Quantity/Base number*100

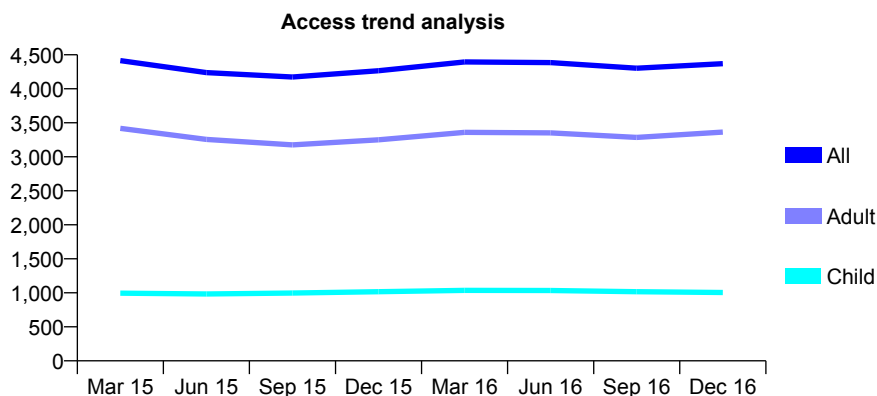
Q68 - Vital Signs At a Glance Contract Report for 158275/0002 - December 2016

Name or company name	Esmail Harunani and Murtaza Kanani
Contract type name	GDS Contract
Purpose of contract	General
Contract start date	01/10/2009
Contract end date	

16/17 Contracted general activity (UDA)	13,900
Carry forward general activity (UDA)	-213
16/17 Contracted orthodontic activity (UOA)	0
Carry forward orthodontic activity (UOA)	0
Baseline contract value	£326,933.91

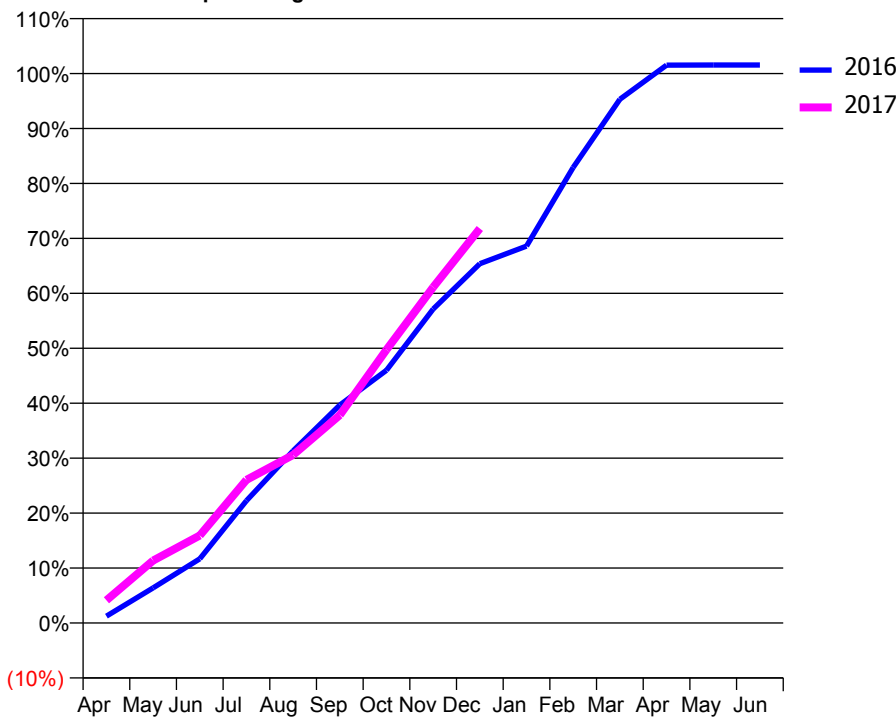
ACCESS*

Patients seen in 24 months	Total	Change since previous quarter
Quarter ending December 2015	4,266	
Quarter ending March 2016	4,396	↑
Quarter ending June 2016	4,386	→
Quarter ending September 2016	4,303	↓
Quarter ending December 2016	4,369	→
Variance since December 2015	2.4%	↑



ACTIVITY

Cumulative percentage of contracted UDA delivered 2016 & 2017



Month	Adjusted Scheduled Activity (UDA)	
	2016	2017
April	174	577
May	890	1,580
June	1,625	2,213
July	3,095	3,622
August	4,357	4,253
September	5,512	5,260
October	6,392	6,914
November	7,941	8,495
December	9,088	9,979
January	9,534	
February	11,525	
March	13,247	
April	14,110	
May	14,113	
June	14,113	

QUALITY

	Quantity	Base Number	Contract	AT	Region	England
% of FP17s for the same patient ID Re-attending within 3 months - Children	58	983	5.9%	9.9%	11.9%	12.4%
% of FP17s for the same patient ID Re-attending within 3 months - Adults	563	3,384	16.6%	15.8%	16.5%	16.6%
% of FP17s for the same patient ID Re-attending between 3 & 9 months - Children	565	983	57.5%	59.0%	60.2%	57.5%
% of FP17s for the same patient ID Re-attending between 3 & 9 months - Adults	1,761	3,384	52.0%	51.0%	52.0%	50.4%
% of FP17s for Band 1 Urgent Courses	449	3,664	12.3%	9.5%	9.5%	9.1%
% of FP17s Relating to Free Repair or Replacements	4	3,664	0.1%	0.6%	0.7%	0.8%
% of FP17s Relating to Continuations	21	3,664	0.6%	1.1%	1.2%	1.3%
% of Patients satisfied with the dentistry they have received	9	9	N/A	92.5%	92.9%	92.7%
% of Patients satisfied with the time they had to wait for an appointment	7	9	N/A	89.3%	88.8%	88.8%

* This is based on patients treated on this contract for their most recent course of treatment. Figures in italics indicate the base number of FP17s or Patient Questionnaire responses are less than 100. N/A is shown where the base number of responses is less than 10 during the period. % is calculated as Quantity/Base number*100

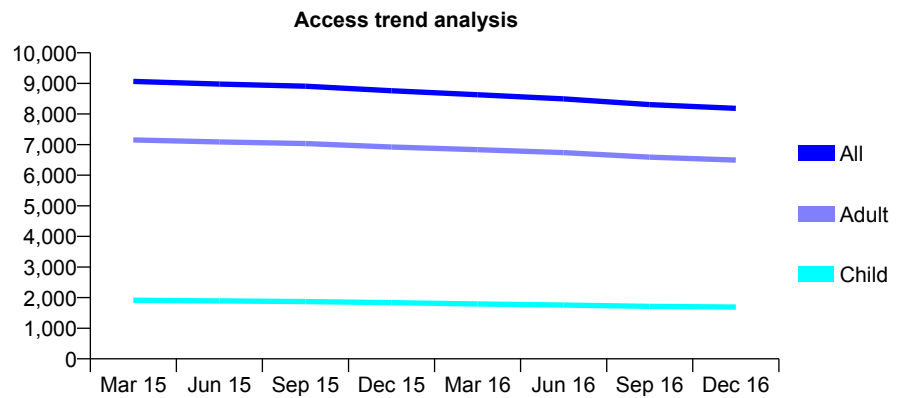
Q68 - Vital Signs At a Glance Contract Report for 160237/0001 - December 2016

Name or company name	Five Rivers Dental Ltd
Contract type name	GDS Contract
Purpose of contract	General
Contract start date	01/10/2008
Contract end date	

16/17 Contracted general activity (UDA)	22,127
Carry forward general activity (UDA)	-443
16/17 Contracted orthodontic activity (UOA)	0
Carry forward orthodontic activity (UOA)	0
Baseline contract value	£593,274.88

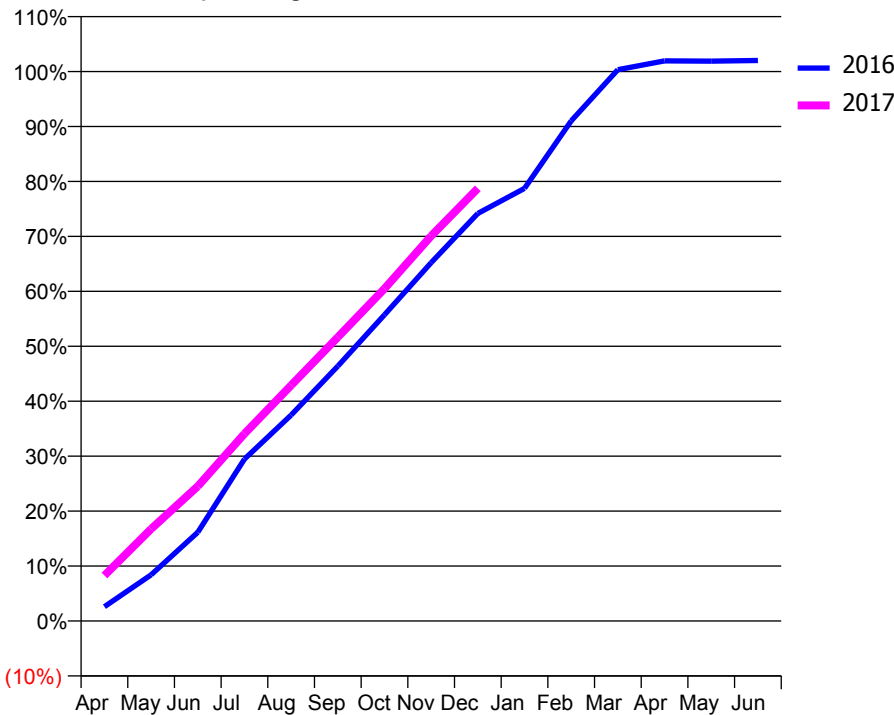
ACCESS*

Patients seen in 24 months	Total	Change since previous quarter
Quarter ending December 2015	8,760	
Quarter ending March 2016	8,630	↓
Quarter ending June 2016	8,495	↓
Quarter ending September 2016	8,306	↓
Quarter ending December 2016	8,187	↓
Variance since December 2015	(6.5%)	↓



ACTIVITY

Cumulative percentage of contracted UDA delivered 2016 & 2017



Month	Adjusted Scheduled Activity (UDA)	
	2016	2017
April	575	1,831
May	1,860	3,706
June	3,572	5,427
July	6,521	7,540
August	8,292	9,490
September	10,263	11,431
October	12,329	13,382
November	14,432	15,502
December	16,413	17,420
January	17,422	
February	20,137	
March	22,200	
April	22,557	
May	22,546	
June	22,571	

QUALITY

	Quantity	Base Number	Contract	AT	Region	England
% of FP17s for the same patient ID Re-attending within 3 months - Children	116	2,185	5.3%	9.9%	11.9%	12.4%
% of FP17s for the same patient ID Re-attending within 3 months - Adults	1,012	7,718	13.1%	15.8%	16.5%	16.6%
% of FP17s for the same patient ID Re-attending between 3 & 9 months - Children	1,568	2,185	71.8%	59.0%	60.2%	57.5%
% of FP17s for the same patient ID Re-attending between 3 & 9 months - Adults	4,781	7,718	61.9%	51.0%	52.0%	50.4%
% of FP17s for Band 1 Urgent Courses	530	9,715	5.5%	9.5%	9.5%	9.1%
% of FP17s Relating to Free Repair or Replacements	45	9,715	0.5%	0.6%	0.7%	0.8%
% of FP17s Relating to Continuations	154	9,715	1.6%	1.1%	1.2%	1.3%
% of Patients satisfied with the dentistry they have received	14	16	87.5%	92.5%	92.9%	92.7%
% of Patients satisfied with the time they had to wait for an appointment	14	16	87.5%	89.3%	88.8%	88.8%

* This is based on patients treated on this contract for their most recent course of treatment. Figures in italics indicate the base number of FP17s or Patient Questionnaire responses are less than 100. N/A is shown where the base number of responses is less than 10 during the period. % is calculated as Quantity/Base number*100

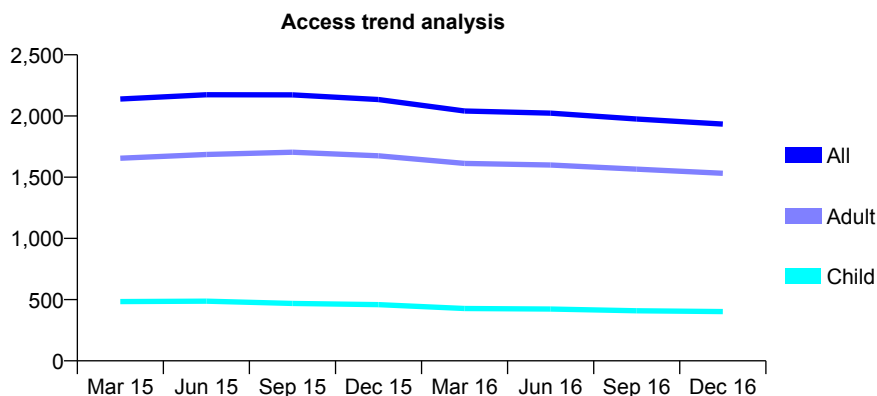
Q68 - Vital Signs At a Glance Contract Report for 160237/0002 - December 2016

Name or company name	Five Rivers Dental Ltd
Contract type name	GDS Contract
Purpose of contract	General
Contract start date	01/10/2008
Contract end date	

16/17 Contracted general activity (UDA)	4,800
Carry forward general activity (UDA)	-96
16/17 Contracted orthodontic activity (UOA)	0
Carry forward orthodontic activity (UOA)	0
Baseline contract value	£133,659.43

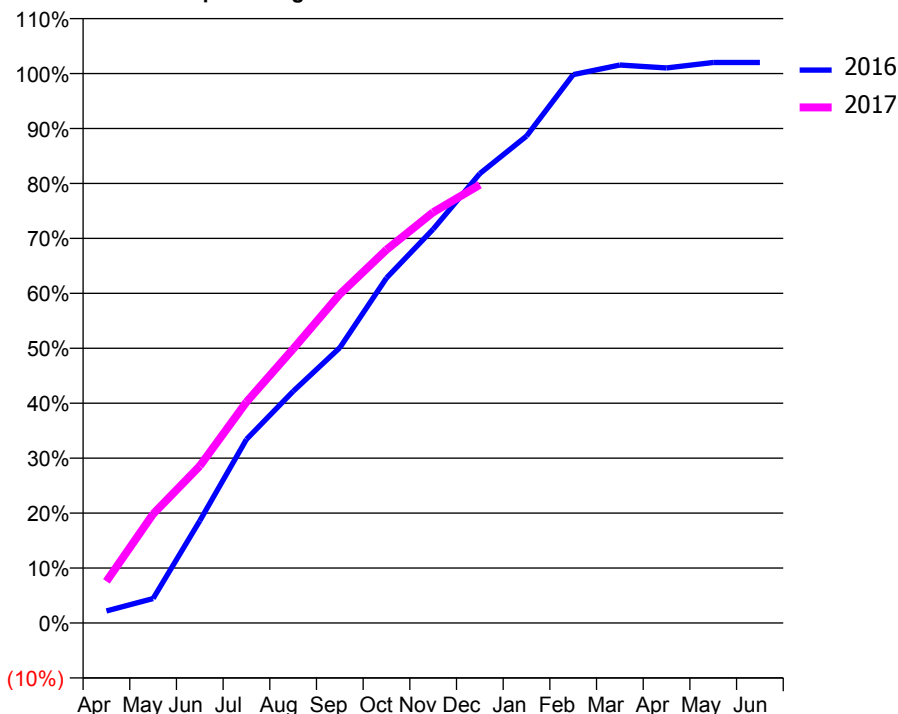
ACCESS*

Patients seen in 24 months	Total	Change since previous quarter
Quarter ending December 2015	2,134	
Quarter ending March 2016	2,041	↓
Quarter ending June 2016	2,023	→
Quarter ending September 2016	1,975	↓
Quarter ending December 2016	1,934	↓
Variance since December 2015	(9.4%)	↓



ACTIVITY

Cumulative percentage of contracted UDA delivered 2016 & 2017



Month	Adjusted Scheduled Activity (UDA)	
	2016	2017
April	106	364
May	214	952
June	893	1,372
July	1,605	1,930
August	2,024	2,394
September	2,405	2,872
October	3,014	3,261
November	3,440	3,588
December	3,926	3,828
January	4,254	
February	4,791	
March	4,874	
April	4,848	
May	4,896	
June	4,896	

QUALITY

	Quantity	Base Number	Contract	AT	Region	England
% of FP17s for the same patient ID Re-attending within 3 months - Children	27	465	5.8%	9.9%	11.9%	12.4%
% of FP17s for the same patient ID Re-attending within 3 months - Adults	176	1,694	10.4%	15.8%	16.5%	16.6%
% of FP17s for the same patient ID Re-attending between 3 & 9 months - Children	275	465	59.1%	59.0%	60.2%	57.5%
% of FP17s for the same patient ID Re-attending between 3 & 9 months - Adults	988	1,694	58.3%	51.0%	52.0%	50.4%
% of FP17s for Band 1 Urgent Courses	162	2,144	7.6%	9.5%	9.5%	9.1%
% of FP17s Relating to Free Repair or Replacements	19	2,144	0.9%	0.6%	0.7%	0.8%
% of FP17s Relating to Continuations	17	2,144	0.8%	1.1%	1.2%	1.3%
% of Patients satisfied with the dentistry they have received	7	7	N/A	92.5%	92.9%	92.7%
% of Patients satisfied with the time they had to wait for an appointment	6	7	N/A	89.3%	88.8%	88.8%

* This is based on patients treated on this contract for their most recent course of treatment. Figures in italics indicate the base number of FP17s or Patient Questionnaire responses are less than 100. N/A is shown where the base number of responses is less than 10 during the period. % is calculated as Quantity/Base number*100

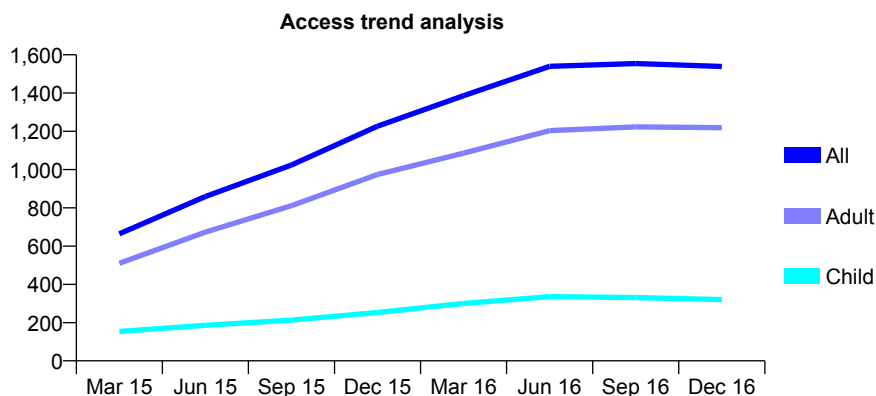
Q68 - Vital Signs At a Glance Contract Report for 160482/0001 - December 2016

Name or company name	Mr W Clinton, Mr Y Noorani and Miss M No
Contract type name	GDS Contract
Purpose of contract	General
Contract start date	01/11/2014
Contract end date	

16/17 Contracted general activity (UDA)	6,187
Carry forward general activity (UDA)	-15
16/17 Contracted orthodontic activity (UOA)	0
Carry forward orthodontic activity (UOA)	0
Baseline contract value	£141,113.84

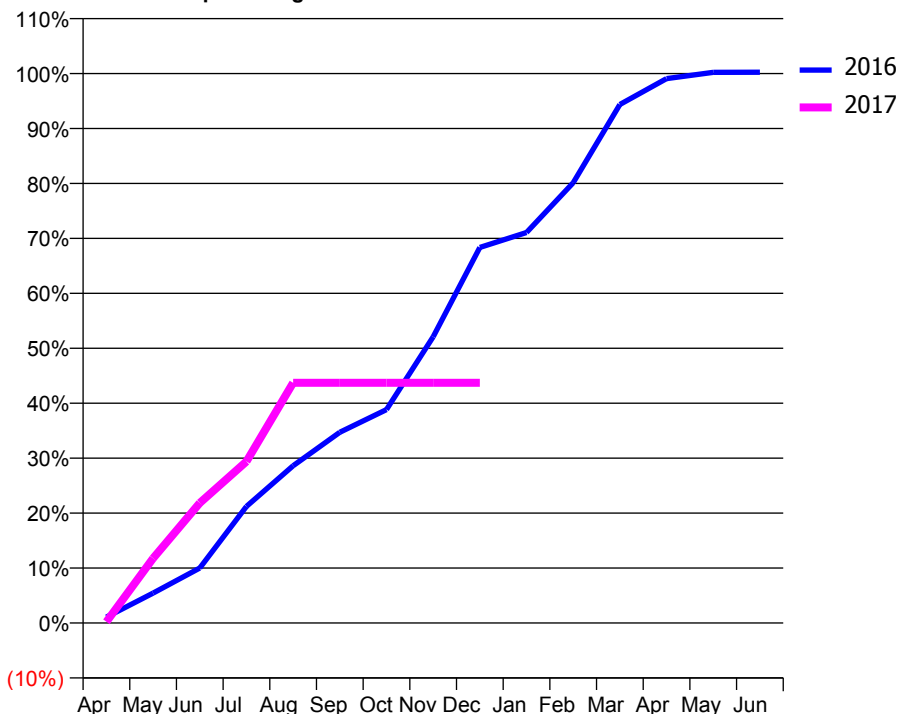
ACCESS*

Patients seen in 24 months	Total	Change since previous quarter
Quarter ending December 2015	1,227	
Quarter ending March 2016	1,386	↑
Quarter ending June 2016	1,540	↑
Quarter ending September 2016	1,554	→
Quarter ending December 2016	1,539	→
Variance since December 2015	25.4%	↑



ACTIVITY

Cumulative percentage of contracted UDA delivered 2016 & 2017



Month	Adjusted Scheduled Activity (UDA)	
	2016	2017
April	66	15
May	338	730
June	619	1,352
July	1,312	1,820
August	1,771	2,705
September	2,148	2,705
October	2,403	2,705
November	3,222	2,705
December	4,229	2,705
January	4,397	
February	4,957	
March	5,838	
April	6,130	
May	6,201	
June	6,202	

QUALITY

	Quantity	Base Number	Contract	AT	Region	England
% of FP17s for the same patient ID Re-attending within 3 months - Children	48	244	19.7%	9.9%	11.9%	12.4%
% of FP17s for the same patient ID Re-attending within 3 months - Adults	269	894	30.1%	15.8%	16.5%	16.6%
% of FP17s for the same patient ID Re-attending between 3 & 9 months - Children	97	244	39.8%	59.0%	60.2%	57.5%
% of FP17s for the same patient ID Re-attending between 3 & 9 months - Adults	363	894	40.6%	51.0%	52.0%	50.4%
% of FP17s for Band 1 Urgent Courses	231	1,009	22.9%	9.5%	9.5%	9.1%
% of FP17s Relating to Free Repair or Replacements	10	1,009	1.0%	0.6%	0.7%	0.8%
% of FP17s Relating to Continuations	9	1,009	0.9%	1.1%	1.2%	1.3%
% of Patients satisfied with the dentistry they have received	1	2	N/A	92.5%	92.9%	92.7%
% of Patients satisfied with the time they had to wait for an appointment	2	2	N/A	89.3%	88.8%	88.8%

* This is based on patients treated on this contract for their most recent course of treatment. Figures in italics indicate the base number of FP17s or Patient Questionnaire responses are less than 100. N/A is shown where the base number of responses is less than 10 during the period. % is calculated as Quantity/Base number*100

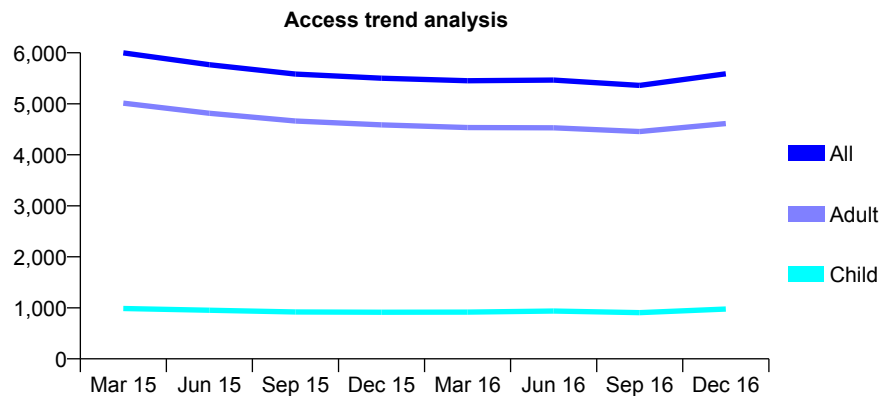
Q68 - Vital Signs At a Glance Contract Report for 161098/0001 - December 2016

Name or company name	Mr A Fridmann and Mr A Pangotra
Contract type name	GDS Contract
Purpose of contract	General
Contract start date	17/12/2012
Contract end date	

16/17 Contracted general activity (UDA)	18,150
Carry forward general activity (UDA)	-359
16/17 Contracted orthodontic activity (UOA)	0
Carry forward orthodontic activity (UOA)	0
Baseline contract value	£535,561.29

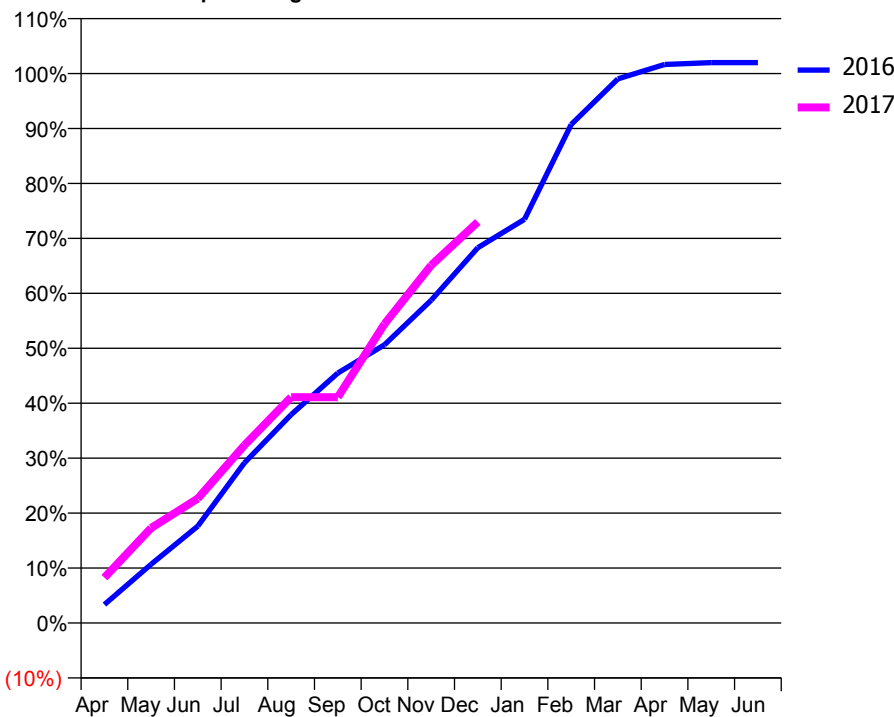
ACCESS*

Patients seen in 24 months	Total	Change since previous quarter
Quarter ending December 2015	5,502	
Quarter ending March 2016	5,451	→
Quarter ending June 2016	5,466	→
Quarter ending September 2016	5,361	↓
Quarter ending December 2016	5,589	↑
Variance since December 2015	1.6%	→



ACTIVITY

Cumulative percentage of contracted UDA delivered 2016 & 2017



Month	Adjusted Scheduled Activity (UDA)	
	2016	2017
April	612	1,499
May	1,940	3,136
June	3,199	4,112
July	5,293	5,871
August	6,884	7,457
September	8,256	7,457
October	9,191	9,878
November	10,663	11,813
December	12,396	13,245
January	13,334	
February	16,467	
March	17,974	
April	18,449	
May	18,509	
June	18,509	

QUALITY

	Quantity	Base Number	Contract	AT	Region	England
% of FP17s for the same patient ID Re-attending within 3 months - Children	98	1,160	8.4%	9.9%	11.9%	12.4%
% of FP17s for the same patient ID Re-attending within 3 months - Adults	808	4,934	16.4%	15.8%	16.5%	16.6%
% of FP17s for the same patient ID Re-attending between 3 & 9 months - Children	635	1,160	54.7%	59.0%	60.2%	57.5%
% of FP17s for the same patient ID Re-attending between 3 & 9 months - Adults	2,430	4,934	49.3%	51.0%	52.0%	50.4%
% of FP17s for Band 1 Urgent Courses	340	5,862	5.8%	9.5%	9.5%	9.1%
% of FP17s Relating to Free Repair or Replacements	41	5,862	0.7%	0.6%	0.7%	0.8%
% of FP17s Relating to Continuations	249	5,862	4.2%	1.1%	1.2%	1.3%
% of Patients satisfied with the dentistry they have received	14	16	87.5%	92.5%	92.9%	92.7%
% of Patients satisfied with the time they had to wait for an appointment	14	16	87.5%	89.3%	88.8%	88.8%

* This is based on patients treated on this contract for their most recent course of treatment. Figures in italics indicate the base number of FP17s or Patient Questionnaire responses are less than 100. N/A is shown where the base number of responses is less than 10 during the period. % is calculated as Quantity/Base number*100

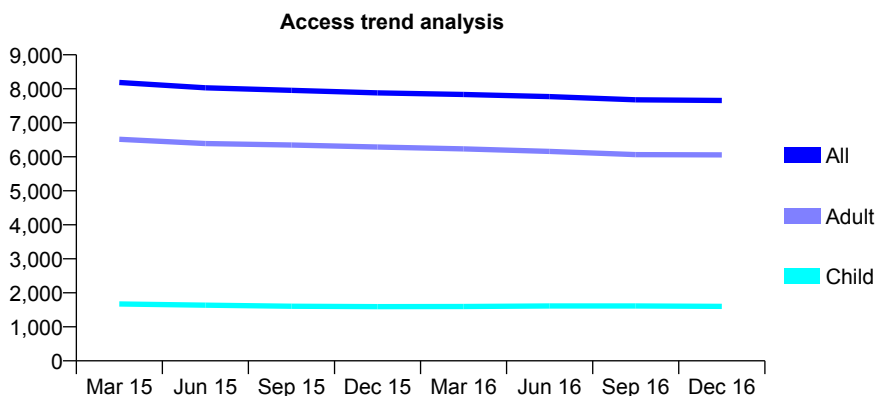
Q68 - Vital Signs At a Glance Contract Report for 161322/0001 - December 2016

Name or company name	NORTH LAINES DENTAL PRACTICE
Contract type name	GDS Contract
Purpose of contract	General
Contract start date	01/04/2008
Contract end date	

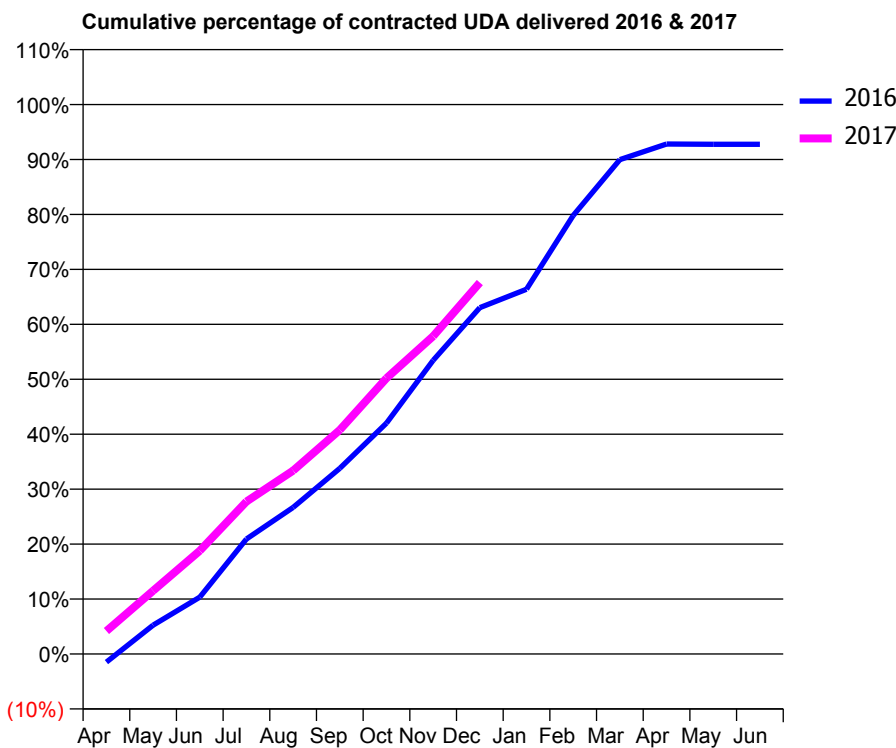
16/17 Contracted general activity (UDA)	25,769
Carry forward general activity (UDA)	0
16/17 Contracted orthodontic activity (UOA)	0
Carry forward orthodontic activity (UOA)	0
Baseline contract value	£731,429.80

ACCESS*

Patients seen in 24 months	Total	Change since previous quarter
Quarter ending December 2015	7,881	
Quarter ending March 2016	7,832	→
Quarter ending June 2016	7,769	→
Quarter ending September 2016	7,677	↓
Quarter ending December 2016	7,658	→
Variance since December 2015	(2.8%)	↓



ACTIVITY



Month	Adjusted Scheduled Activity (UDA)	
	2016	2017
April	-382	1,082
May	1,355	2,967
June	2,666	4,841
July	5,391	7,153
August	6,876	8,603
September	8,706	10,506
October	10,826	12,934
November	13,774	14,903
December	16,244	17,417
January	17,107	
February	20,564	
March	23,185	
April	23,915	
May	23,905	
June	23,905	

QUALITY

	Quantity	Base Number	Contract	AT	Region	England
% of FP17s for the same patient ID Re-attending within 3 months - Children	187	1,677	11.2%	9.9%	11.9%	12.4%
% of FP17s for the same patient ID Re-attending within 3 months - Adults	1,473	6,071	24.3%	15.8%	16.5%	16.6%
% of FP17s for the same patient ID Re-attending between 3 & 9 months - Children	896	1,677	53.4%	59.0%	60.2%	57.5%
% of FP17s for the same patient ID Re-attending between 3 & 9 months - Adults	2,433	6,071	40.1%	51.0%	52.0%	50.4%
% of FP17s for Band 1 Urgent Courses	1,263	7,428	17.0%	9.5%	9.5%	9.1%
% of FP17s Relating to Free Repair or Replacements	107	7,428	1.4%	0.6%	0.7%	0.8%
% of FP17s Relating to Continuations	103	7,428	1.4%	1.1%	1.2%	1.3%
% of Patients satisfied with the dentistry they have received	11	11	100.0%	92.5%	92.9%	92.7%
% of Patients satisfied with the time they had to wait for an appointment	11	11	100.0%	89.3%	88.8%	88.8%

* This is based on patients treated on this contract for their most recent course of treatment. Figures in italics indicate the base number of FP17s or Patient Questionnaire responses are less than 100. N/A is shown where the base number of responses is less than 10 during the period. % is calculated as Quantity/Base number*100

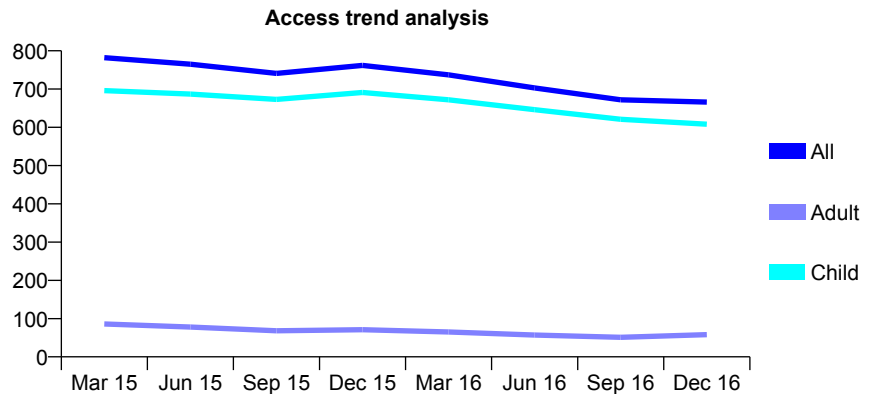
Q68 - Vital Signs At a Glance Contract Report for 162108/0001 - December 2016

Name or company name	Mr M Clery and Ms R Amlani
Contract type name	GDS Contract
Purpose of contract	General
Contract start date	01/04/2010
Contract end date	

16/17 Contracted general activity (UDA)	1,170
Carry forward general activity (UDA)	-23
16/17 Contracted orthodontic activity (UOA)	0
Carry forward orthodontic activity (UOA)	0
Baseline contract value	£29,804.31

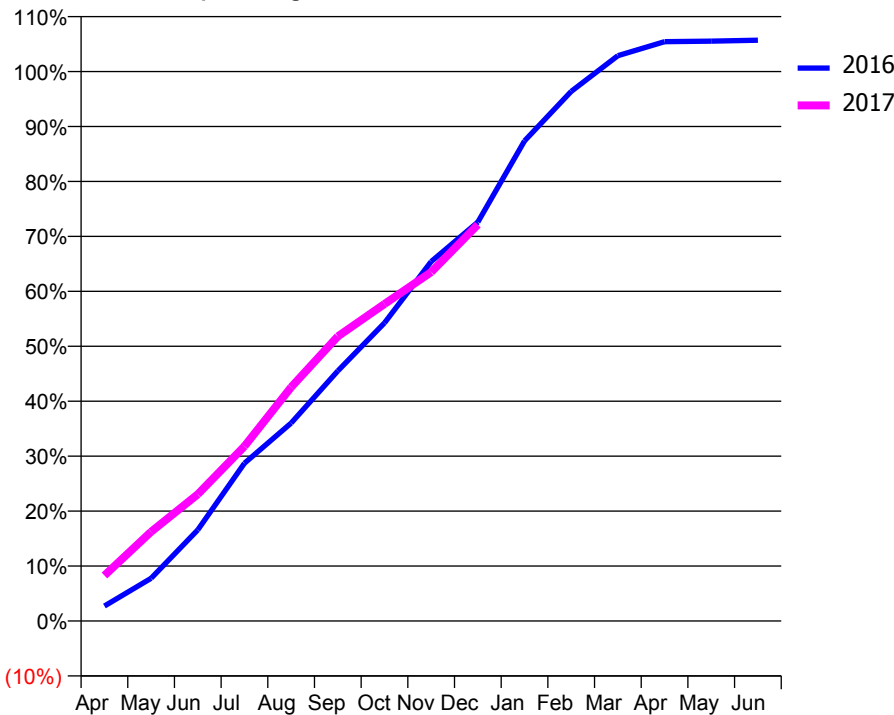
ACCESS*

Patients seen in 24 months	Total	Change since previous quarter
Quarter ending December 2015	762	
Quarter ending March 2016	737	↓
Quarter ending June 2016	703	↓
Quarter ending September 2016	672	↓
Quarter ending December 2016	666	→
Variance since December 2015	(12.6%)	↓



ACTIVITY

Cumulative percentage of contracted UDA delivered 2016 & 2017



Month	Adjusted Scheduled Activity (UDA)	
	2016	2017
April	32	97
May	91	190
June	194	270
July	336	372
August	421	498
September	532	606
October	635	675
November	765	743
December	849	844
January	1,022	
February	1,128	
March	1,204	
April	1,234	
May	1,235	
June	1,237	

QUALITY

	Quantity	Base Number	Contract	AT	Region	England
% of FP17s for the same patient ID Re-attending within 3 months - Children	26	684	3.8%	9.9%	11.9%	12.4%
% of FP17s for the same patient ID Re-attending within 3 months - Adults	1	21	4.8%	15.8%	16.5%	16.6%
% of FP17s for the same patient ID Re-attending between 3 & 9 months - Children	469	684	68.6%	59.0%	60.2%	57.5%
% of FP17s for the same patient ID Re-attending between 3 & 9 months - Adults	15	21	71.4%	51.0%	52.0%	50.4%
% of FP17s for Band 1 Urgent Courses	0	659	0.0%	9.5%	9.5%	9.1%
% of FP17s Relating to Free Repair or Replacements	0	659	0.0%	0.6%	0.7%	0.8%
% of FP17s Relating to Continuations	0	659	0.0%	1.1%	1.2%	1.3%
% of Patients satisfied with the dentistry they have received	0	0	N/A	92.5%	92.9%	92.7%
% of Patients satisfied with the time they had to wait for an appointment	0	0	N/A	89.3%	88.8%	88.8%

* This is based on patients treated on this contract for their most recent course of treatment. Figures in italics indicate the base number of FP17s or Patient Questionnaire responses are less than 100. N/A is shown where the base number of responses is less than 10 during the period. % is calculated as Quantity/Base number*100

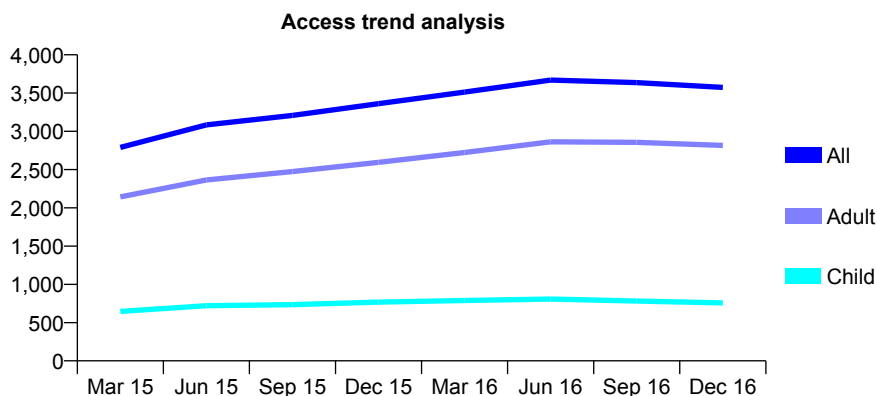
Q68 - Vital Signs At a Glance Contract Report for 162434/0001 - December 2016

Name or company name	Mr A Eyrumlu, Mr M Eyrumlu & Mr M Darat
Contract type name	GDS Contract
Purpose of contract	General
Contract start date	01/08/2014
Contract end date	

16/17 Contracted general activity (UDA)	13,000
Carry forward general activity (UDA)	275
16/17 Contracted orthodontic activity (UOA)	0
Carry forward orthodontic activity (UOA)	0
Baseline contract value	£359,336.64

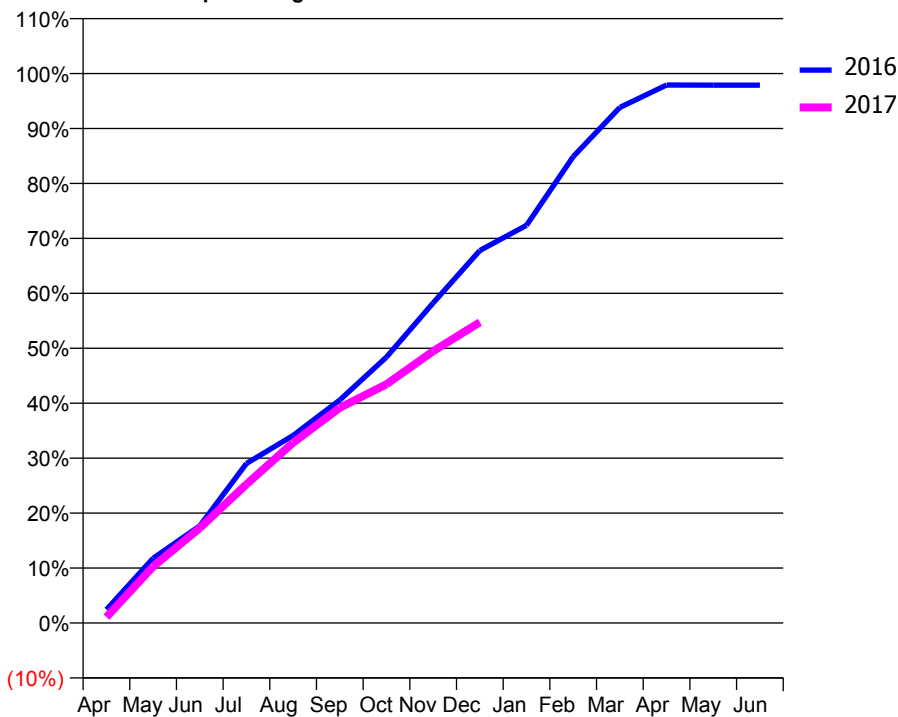
ACCESS*

Patients seen in 24 months	Total	Change since previous quarter
Quarter ending December 2015	3,362	
Quarter ending March 2016	3,513	↑
Quarter ending June 2016	3,670	↑
Quarter ending September 2016	3,637	→
Quarter ending December 2016	3,574	↓
Variance since December 2015	6.3%	↑



ACTIVITY

Cumulative percentage of contracted UDA delivered 2016 & 2017



Month	Adjusted Scheduled Activity (UDA)	
	2016	2017
April	317	141
May	1,533	1,335
June	2,298	2,249
July	3,773	3,284
August	4,438	4,267
September	5,277	5,092
October	6,293	5,649
November	7,572	6,430
December	8,813	7,116
January	9,410	
February	11,034	
March	12,196	
April	12,727	
May	12,724	
June	12,725	

QUALITY

	Quantity	Base Number	Contract	AT	Region	England
% of FP17s for the same patient ID Re-attending within 3 months - Children	35	663	5.3%	9.9%	11.9%	12.4%
% of FP17s for the same patient ID Re-attending within 3 months - Adults	319	2,651	12.0%	15.8%	16.5%	16.6%
% of FP17s for the same patient ID Re-attending between 3 & 9 months - Children	410	663	61.8%	59.0%	60.2%	57.5%
% of FP17s for the same patient ID Re-attending between 3 & 9 months - Adults	1,529	2,651	57.7%	51.0%	52.0%	50.4%
% of FP17s for Band 1 Urgent Courses	182	3,121	5.8%	9.5%	9.5%	9.1%
% of FP17s Relating to Free Repair or Replacements	17	3,121	0.5%	0.6%	0.7%	0.8%
% of FP17s Relating to Continuations	77	3,121	2.5%	1.1%	1.2%	1.3%
% of Patients satisfied with the dentistry they have received	13	14	92.9%	92.5%	92.9%	92.7%
% of Patients satisfied with the time they had to wait for an appointment	13	14	92.9%	89.3%	88.8%	88.8%

* This is based on patients treated on this contract for their most recent course of treatment. Figures in italics indicate the base number of FP17s or Patient Questionnaire responses are less than 100. N/A is shown where the base number of responses is less than 10 during the period. % is calculated as Quantity/Base number*100

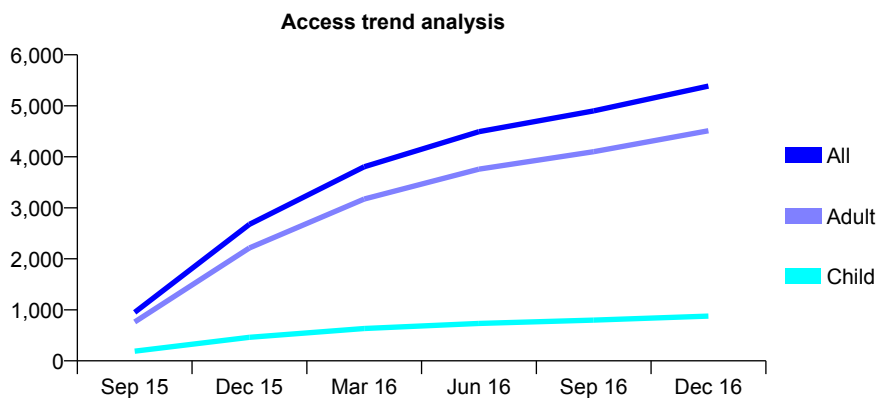
Q68 - Vital Signs At a Glance Contract Report for 162531/0001 - December 2016

Name or company name	The Dental Surgery Partnership
Contract type name	GDS Contract
Purpose of contract	General
Contract start date	01/08/2015
Contract end date	

16/17 Contracted general activity (UDA)	21,012
Carry forward general activity (UDA)	739
16/17 Contracted orthodontic activity (UOA)	0
Carry forward orthodontic activity (UOA)	0
Baseline contract value	£539,690.44

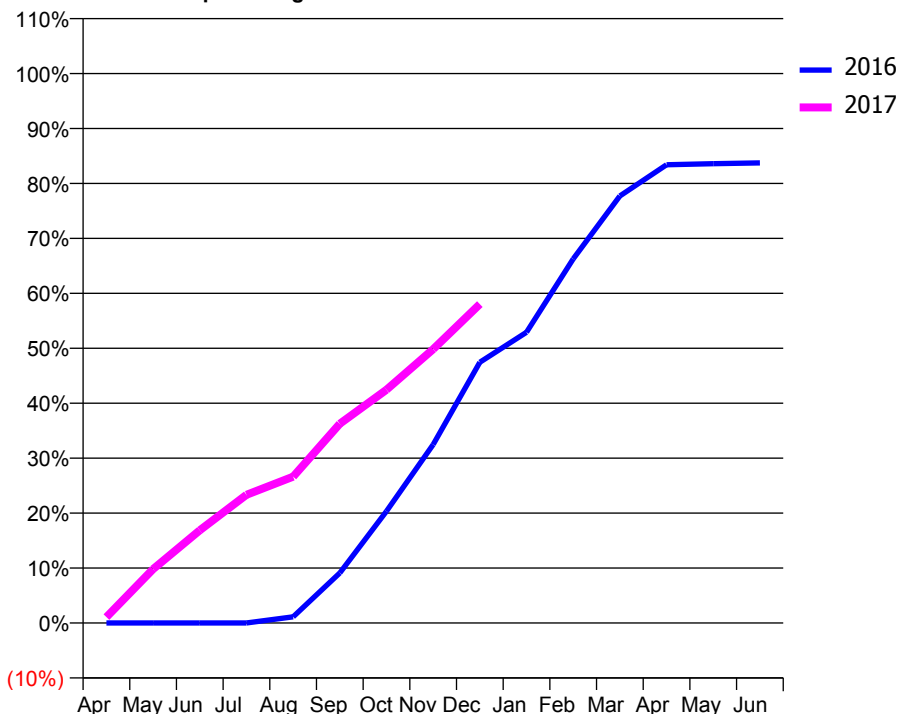
ACCESS*

Patients seen in 24 months	Total	Change since previous quarter
Quarter ending December 2015	2,676	
Quarter ending March 2016	3,806	↑
Quarter ending June 2016	4,492	↑
Quarter ending September 2016	4,900	↑
Quarter ending December 2016	5,388	↑
Variance since December 2015	101.3%	↑



ACTIVITY

Cumulative percentage of contracted UDA delivered 2016 & 2017



Month	Adjusted Scheduled Activity (UDA)	
	2016	2017
April	0	227
May	0	2,064
June	0	3,545
July	0	4,904
August	158	5,595
September	1,276	7,620
October	2,852	8,918
November	4,552	10,470
December	6,647	12,194
January	7,413	
February	9,283	
March	10,886	
April	11,683	
May	11,710	
June	11,730	

QUALITY

	Quantity	Base Number	Contract	AT	Region	England
% of FP17s for the same patient ID Re-attending within 3 months - Children	62	978	6.3%	9.9%	11.9%	12.4%
% of FP17s for the same patient ID Re-attending within 3 months - Adults	845	5,098	16.6%	15.8%	16.5%	16.6%
% of FP17s for the same patient ID Re-attending between 3 & 9 months - Children	494	978	50.5%	59.0%	60.2%	57.5%
% of FP17s for the same patient ID Re-attending between 3 & 9 months - Adults	2,297	5,098	45.1%	51.0%	52.0%	50.4%
% of FP17s for Band 1 Urgent Courses	455	5,716	8.0%	9.5%	9.5%	9.1%
% of FP17s Relating to Free Repair or Replacements	13	5,716	0.2%	0.6%	0.7%	0.8%
% of FP17s Relating to Continuations	177	5,716	3.1%	1.1%	1.2%	1.3%
% of Patients satisfied with the dentistry they have received	9	10	90.0%	92.5%	92.9%	92.7%
% of Patients satisfied with the time they had to wait for an appointment	8	10	80.0%	89.3%	88.8%	88.8%

* This is based on patients treated on this contract for their most recent course of treatment. Figures in italics indicate the base number of FP17s or Patient Questionnaire responses are less than 100. N/A is shown where the base number of responses is less than 10 during the period. % is calculated as Quantity/Base number*100

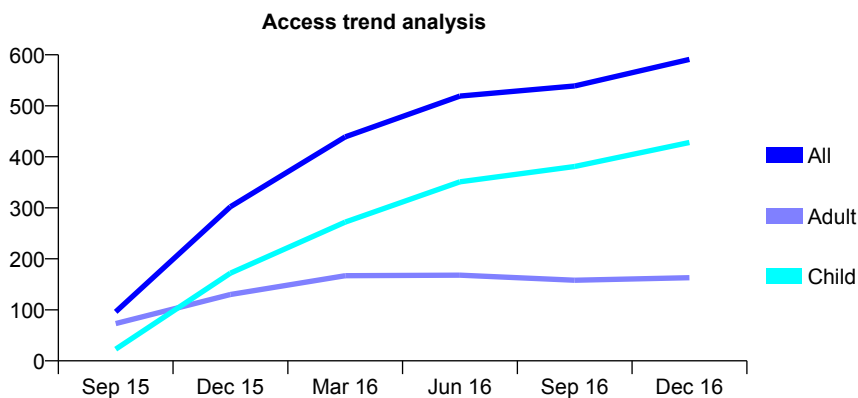
Q68 - Vital Signs At a Glance Contract Report for 162639/0001 - December 2016

Name or company name	Mr J Bethune and Mr M Seifouri
Contract type name	GDS Contract
Purpose of contract	General
Contract start date	01/09/2015
Contract end date	

16/17 Contracted general activity (UDA)	1,434
Carry forward general activity (UDA)	-20
16/17 Contracted orthodontic activity (UOA)	0
Carry forward orthodontic activity (UOA)	0
Baseline contract value	£32,704.48

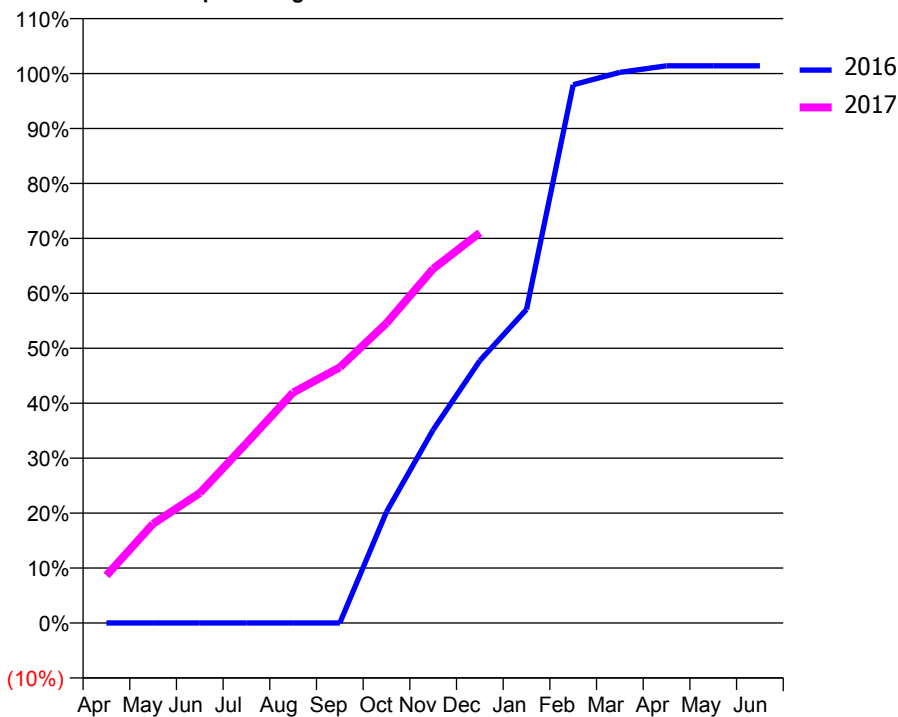
ACCESS*

Patients seen in 24 months	Total	Change since previous quarter
Quarter ending December 2015	302	
Quarter ending March 2016	439	↑
Quarter ending June 2016	519	↑
Quarter ending September 2016	539	↑
Quarter ending December 2016	591	↑
Variance since December 2015	95.7%	↑



ACTIVITY

Cumulative percentage of contracted UDA delivered 2016 & 2017



Month	Adjusted Scheduled Activity (UDA)	
	2016	2017
April	0	124
May	0	259
June	0	339
July	0	469
August	0	601
September	0	667
October	169	782
November	294	924
December	400	1,018
January	478	
February	820	
March	839	
April	849	
May	849	
June	849	

QUALITY

	Quantity	Base Number	Contract	AT	Region	England
% of FP17s for the same patient ID Re-attending within 3 months - Children	15	537	2.8%	9.9%	11.9%	12.4%
% of FP17s for the same patient ID Re-attending within 3 months - Adults	6	139	4.3%	15.8%	16.5%	16.6%
% of FP17s for the same patient ID Re-attending between 3 & 9 months - Children	275	537	51.2%	59.0%	60.2%	57.5%
% of FP17s for the same patient ID Re-attending between 3 & 9 months - Adults	33	139	23.7%	51.0%	52.0%	50.4%
% of FP17s for Band 1 Urgent Courses	2	672	0.3%	9.5%	9.5%	9.1%
% of FP17s Relating to Free Repair or Replacements	0	672	0.0%	0.6%	0.7%	0.8%
% of FP17s Relating to Continuations	0	672	0.0%	1.1%	1.2%	1.3%
% of Patients satisfied with the dentistry they have received	0	0	N/A	92.5%	92.9%	92.7%
% of Patients satisfied with the time they had to wait for an appointment	0	0	N/A	89.3%	88.8%	88.8%

* This is based on patients treated on this contract for their most recent course of treatment. Figures in italics indicate the base number of FP17s or Patient Questionnaire responses are less than 100. N/A is shown where the base number of responses is less than 10 during the period. % is calculated as Quantity/Base number*100

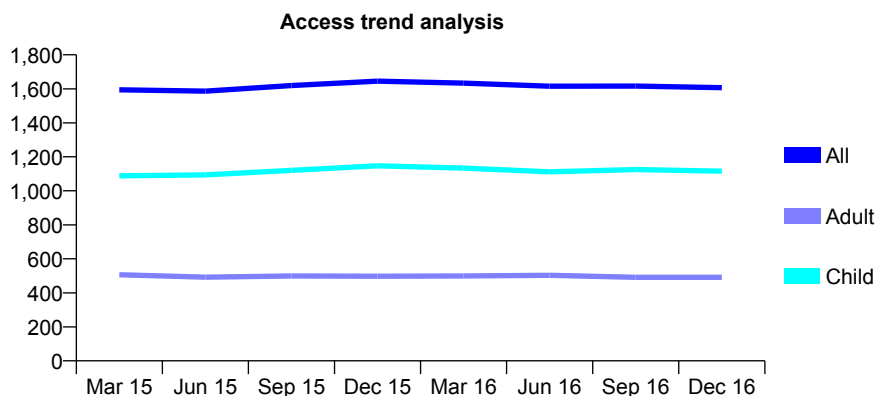
Q68 - Vital Signs At a Glance Contract Report for 163430/0001 - December 2016

Name or company name	Ashley Dental Ltd
Contract type name	GDS Contract
Purpose of contract	General
Contract start date	01/04/2013
Contract end date	

16/17 Contracted general activity (UDA)	3,896
Carry forward general activity (UDA)	0
16/17 Contracted orthodontic activity (UOA)	0
Carry forward orthodontic activity (UOA)	0
Baseline contract value	£96,250.73

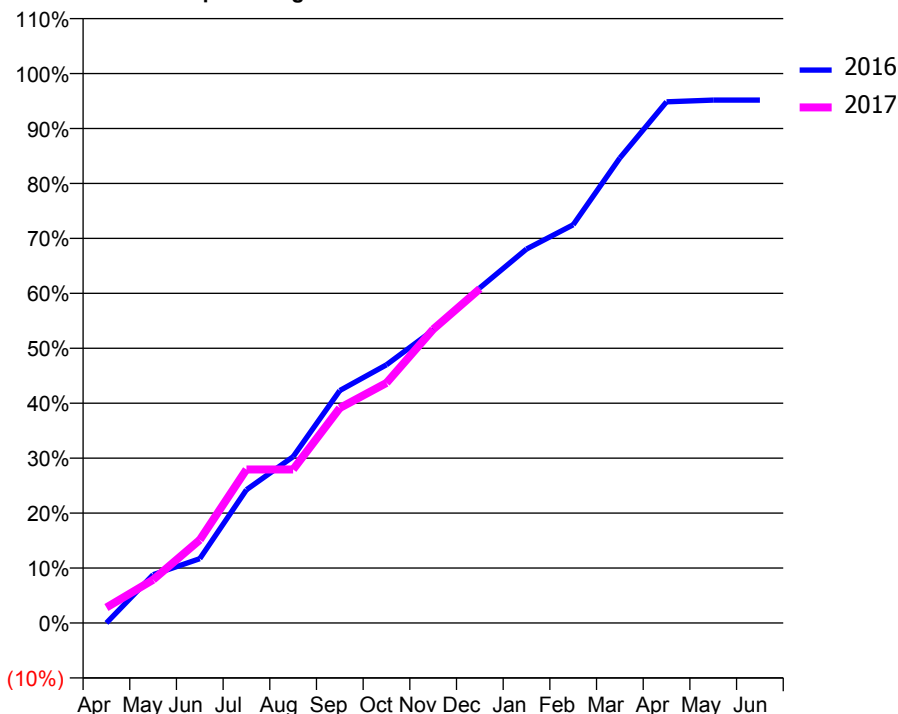
ACCESS*

Patients seen in 24 months	Total	Change since previous quarter
Quarter ending December 2015	1,645	
Quarter ending March 2016	1,633	→
Quarter ending June 2016	1,615	↓
Quarter ending September 2016	1,616	→
Quarter ending December 2016	1,607	→
Variance since December 2015	(2.3%)	↓



ACTIVITY

Cumulative percentage of contracted UDA delivered 2016 & 2017



Month	Adjusted Scheduled Activity (UDA)	
	2016	2017
April	0	110
May	343	307
June	456	590
July	945	1,088
August	1,180	1,088
September	1,649	1,524
October	1,831	1,702
November	2,077	2,082
December	2,376	2,370
January	2,651	
February	2,823	
March	3,297	
April	3,696	
May	3,708	
June	3,708	

QUALITY

	Quantity	Base Number	Contract	AT	Region	England
% of FP17s for the same patient ID Re-attending within 3 months - Children	66	1,101	6.0%	9.9%	11.9%	12.4%
% of FP17s for the same patient ID Re-attending within 3 months - Adults	72	407	17.7%	15.8%	16.5%	16.6%
% of FP17s for the same patient ID Re-attending between 3 & 9 months - Children	531	1,101	48.2%	59.0%	60.2%	57.5%
% of FP17s for the same patient ID Re-attending between 3 & 9 months - Adults	194	407	47.7%	51.0%	52.0%	50.4%
% of FP17s for Band 1 Urgent Courses	33	1,339	2.5%	9.5%	9.5%	9.1%
% of FP17s Relating to Free Repair or Replacements	1	1,339	0.1%	0.6%	0.7%	0.8%
% of FP17s Relating to Continuations	30	1,339	2.2%	1.1%	1.2%	1.3%
% of Patients satisfied with the dentistry they have received	1	1	N/A	92.5%	92.9%	92.7%
% of Patients satisfied with the time they had to wait for an appointment	1	1	N/A	89.3%	88.8%	88.8%

* This is based on patients treated on this contract for their most recent course of treatment. Figures in italics indicate the base number of FP17s or Patient Questionnaire responses are less than 100. N/A is shown where the base number of responses is less than 10 during the period. % is calculated as Quantity/Base number*100

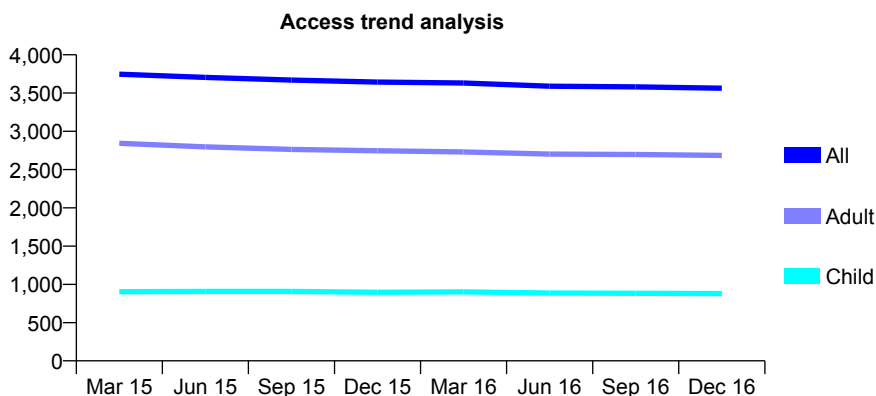
Q68 - Vital Signs At a Glance Contract Report for 164550/0001 - December 2016

Name or company name	Mr R Pant & Mrs R Pant
Contract type name	GDS Contract
Purpose of contract	General
Contract start date	01/04/2012
Contract end date	

16/17 Contracted general activity (UDA)	13,273
Carry forward general activity (UDA)	-23
16/17 Contracted orthodontic activity (UOA)	0
Carry forward orthodontic activity (UOA)	0
Baseline contract value	£405,810.96

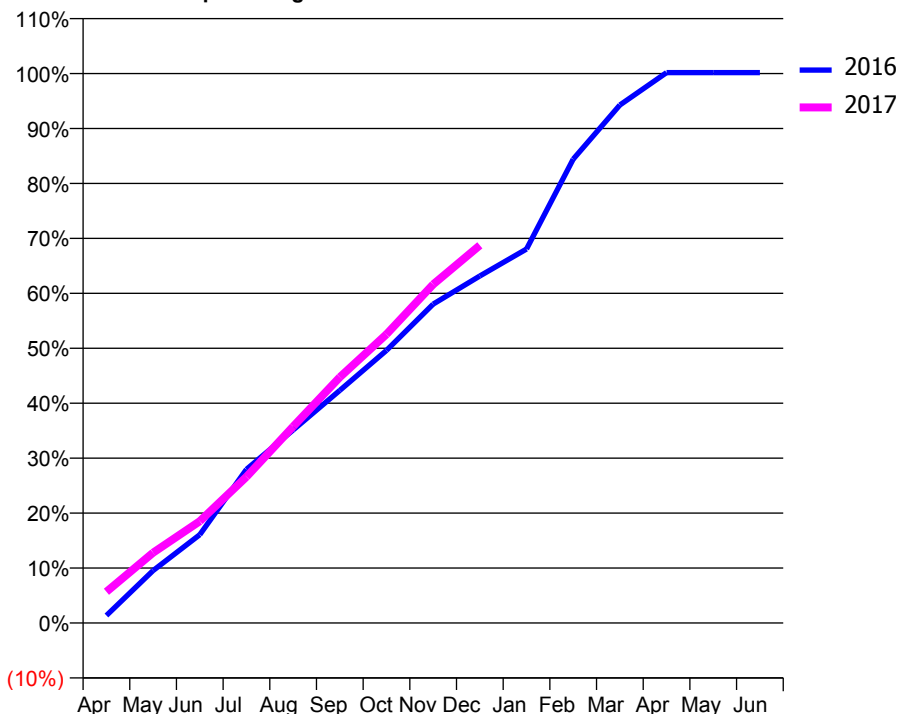
ACCESS*

Patients seen in 24 months	Total	Change since previous quarter
Quarter ending December 2015	3,643	
Quarter ending March 2016	3,632	→
Quarter ending June 2016	3,590	↓
Quarter ending September 2016	3,581	→
Quarter ending December 2016	3,564	→
Variance since December 2015	(2.2%)	↓



ACTIVITY

Cumulative percentage of contracted UDA delivered 2016 & 2017



Month	Adjusted Scheduled Activity (UDA)	
	2016	2017
April	181	755
May	1,269	1,700
June	2,133	2,459
July	3,712	3,533
August	4,661	4,745
September	5,619	5,938
October	6,586	6,976
November	7,704	8,178
December	8,383	9,123
January	9,032	
February	11,205	
March	12,512	
April	13,295	
May	13,296	
June	13,296	

QUALITY

	Quantity	Base Number	Contract	AT	Region	England
% of FP17s for the same patient ID Re-attending within 3 months - Children	45	1,163	3.9%	9.9%	11.9%	12.4%
% of FP17s for the same patient ID Re-attending within 3 months - Adults	340	3,546	9.6%	15.8%	16.5%	16.6%
% of FP17s for the same patient ID Re-attending between 3 & 9 months - Children	876	1,163	75.3%	59.0%	60.2%	57.5%
% of FP17s for the same patient ID Re-attending between 3 & 9 months - Adults	2,747	3,546	77.5%	51.0%	52.0%	50.4%
% of FP17s for Band 1 Urgent Courses	236	4,413	5.3%	9.5%	9.5%	9.1%
% of FP17s Relating to Free Repair or Replacements	45	4,413	1.0%	0.6%	0.7%	0.8%
% of FP17s Relating to Continuations	13	4,413	0.3%	1.1%	1.2%	1.3%
% of Patients satisfied with the dentistry they have received	4	4	N/A	92.5%	92.9%	92.7%
% of Patients satisfied with the time they had to wait for an appointment	4	4	N/A	89.3%	88.8%	88.8%

* This is based on patients treated on this contract for their most recent course of treatment. Figures in italics indicate the base number of FP17s or Patient Questionnaire responses are less than 100. N/A is shown where the base number of responses is less than 10 during the period. % is calculated as Quantity/Base number*100

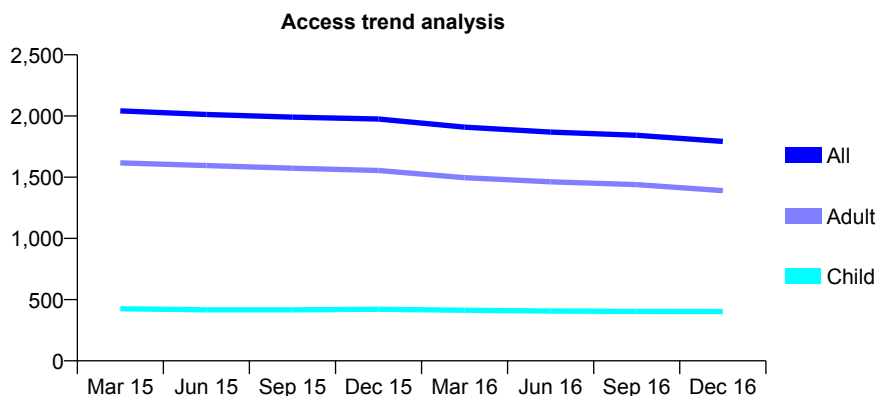
Q68 - Vital Signs At a Glance Contract Report for 164747/0001 - December 2016

Name or company name	Ferring Dental Practice Ltd
Contract type name	GDS Contract
Purpose of contract	General
Contract start date	01/11/2011
Contract end date	

16/17 Contracted general activity (UDA)	5,726
Carry forward general activity (UDA)	172
16/17 Contracted orthodontic activity (UOA)	0
Carry forward orthodontic activity (UOA)	0
Baseline contract value	£139,992.89

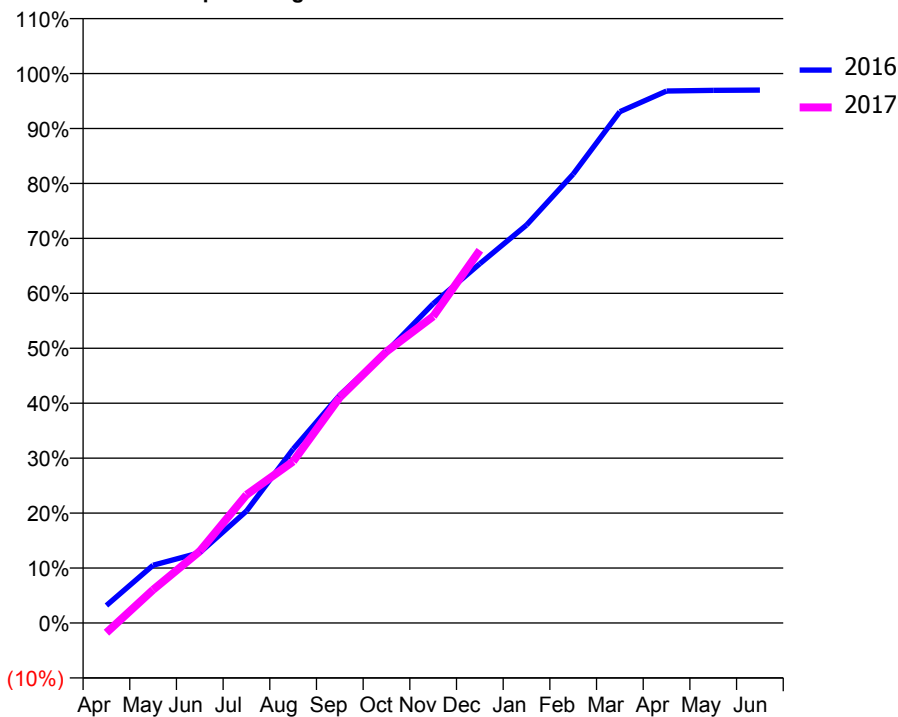
ACCESS*

Patients seen in 24 months	Total	Change since previous quarter
Quarter ending December 2015	1,976	
Quarter ending March 2016	1,909	↓
Quarter ending June 2016	1,869	↓
Quarter ending September 2016	1,843	↓
Quarter ending December 2016	1,792	↓
Variance since December 2015	(9.3%)	↓



ACTIVITY

Cumulative percentage of contracted UDA delivered 2016 & 2017



Month	Adjusted Scheduled Activity (UDA)	
	2016	2017
April	183	-103
May	603	346
June	733	748
July	1,166	1,336
August	1,813	1,683
September	2,375	2,351
October	2,827	2,829
November	3,327	3,195
December	3,744	3,884
January	4,146	
February	4,678	
March	5,328	
April	5,544	
May	5,551	
June	5,554	

QUALITY

	Quantity	Base Number	Contract	AT	Region	England
% of FP17s for the same patient ID Re-attending within 3 months - Children	15	351	4.3%	9.9%	11.9%	12.4%
% of FP17s for the same patient ID Re-attending within 3 months - Adults	221	1,437	15.4%	15.8%	16.5%	16.6%
% of FP17s for the same patient ID Re-attending between 3 & 9 months - Children	162	351	46.2%	59.0%	60.2%	57.5%
% of FP17s for the same patient ID Re-attending between 3 & 9 months - Adults	743	1,437	51.7%	51.0%	52.0%	50.4%
% of FP17s for Band 1 Urgent Courses	166	1,680	9.9%	9.5%	9.5%	9.1%
% of FP17s Relating to Free Repair or Replacements	11	1,680	0.7%	0.6%	0.7%	0.8%
% of FP17s Relating to Continuations	19	1,680	1.1%	1.1%	1.2%	1.3%
% of Patients satisfied with the dentistry they have received	4	4	N/A	92.5%	92.9%	92.7%
% of Patients satisfied with the time they had to wait for an appointment	4	4	N/A	89.3%	88.8%	88.8%

* This is based on patients treated on this contract for their most recent course of treatment. Figures in italics indicate the base number of FP17s or Patient Questionnaire responses are less than 100. N/A is shown where the base number of responses is less than 10 during the period. % is calculated as Quantity/Base number*100

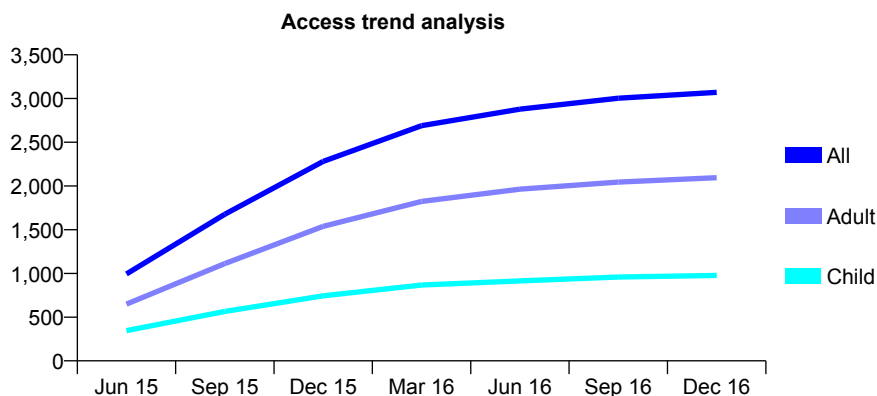
Q68 - Vital Signs At a Glance Contract Report for 165786/0001 - December 2016

Name or company name	Mr A Mykoniatis and Mr S Kolonidis
Contract type name	GDS Contract
Purpose of contract	General
Contract start date	06/04/2015
Contract end date	

16/17 Contracted general activity (UDA)	12,500
Carry forward general activity (UDA)	-162
16/17 Contracted orthodontic activity (UOA)	0
Carry forward orthodontic activity (UOA)	0
Baseline contract value	£289,764.81

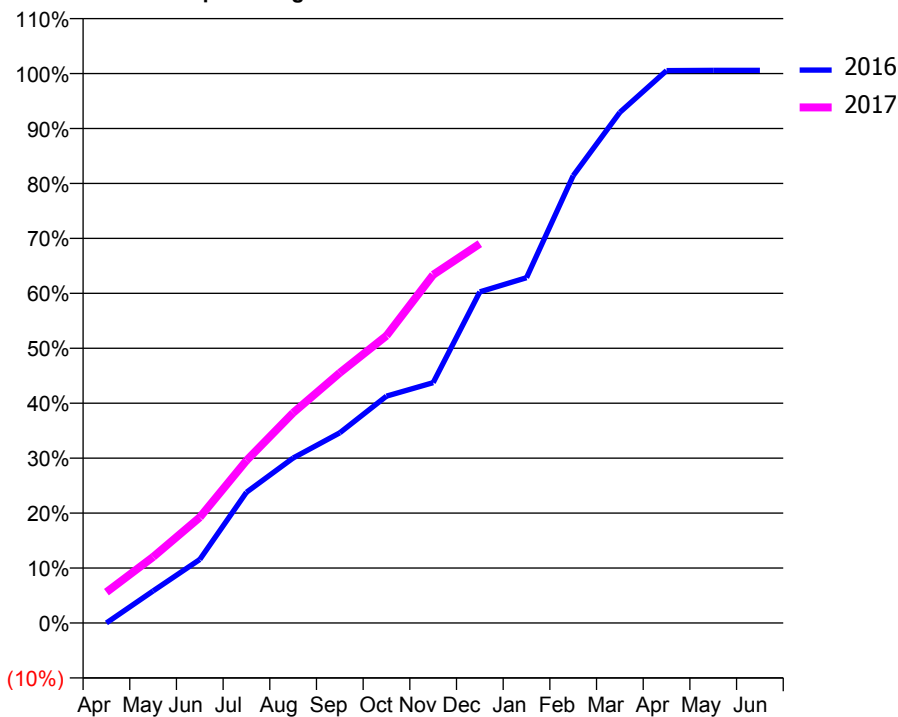
ACCESS*

Patients seen in 24 months	Total	Change since previous quarter
Quarter ending December 2015	2,281	
Quarter ending March 2016	2,690	↑
Quarter ending June 2016	2,878	↑
Quarter ending September 2016	3,003	↑
Quarter ending December 2016	3,071	↑
Variance since December 2015	34.6%	↑



ACTIVITY

Cumulative percentage of contracted UDA delivered 2016 & 2017



Month	Adjusted Scheduled Activity (UDA)	
	2016	2017
April	0	701
May	721	1,503
June	1,425	2,405
July	2,934	3,697
August	3,704	4,782
September	4,268	5,692
October	5,090	6,536
November	5,392	7,922
December	7,432	8,629
January	7,748	
February	10,035	
March	11,459	
April	12,394	
May	12,399	
June	12,399	

QUALITY

	Quantity	Base Number	Contract	AT	Region	England
% of FP17s for the same patient ID Re-attending within 3 months - Children	97	1,187	8.2%	9.9%	11.9%	12.4%
% of FP17s for the same patient ID Re-attending within 3 months - Adults	362	2,519	14.4%	15.8%	16.5%	16.6%
% of FP17s for the same patient ID Re-attending between 3 & 9 months - Children	768	1,187	64.7%	59.0%	60.2%	57.5%
% of FP17s for the same patient ID Re-attending between 3 & 9 months - Adults	1,569	2,519	62.3%	51.0%	52.0%	50.4%
% of FP17s for Band 1 Urgent Courses	351	3,423	10.3%	9.5%	9.5%	9.1%
% of FP17s Relating to Free Repair or Replacements	31	3,423	0.9%	0.6%	0.7%	0.8%
% of FP17s Relating to Continuations	0	3,423	0.0%	1.1%	1.2%	1.3%
% of Patients satisfied with the dentistry they have received	4	4	N/A	92.5%	92.9%	92.7%
% of Patients satisfied with the time they had to wait for an appointment	4	4	N/A	89.3%	88.8%	88.8%

* This is based on patients treated on this contract for their most recent course of treatment. Figures in italics indicate the base number of FP17s or Patient Questionnaire responses are less than 100. N/A is shown where the base number of responses is less than 10 during the period. % is calculated as Quantity/Base number*100

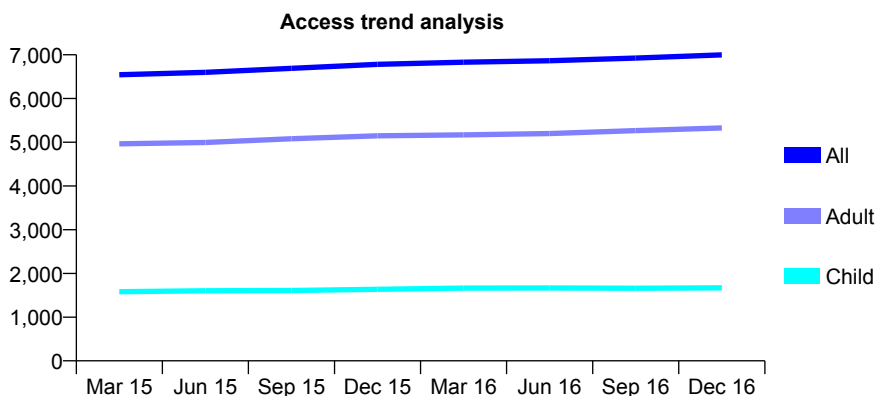
Q68 - Vital Signs At a Glance Contract Report for 166030/0001 - December 2016

Name or company name	Cranleigh Practice Ltd
Contract type name	GDS Contract
Purpose of contract	General
Contract start date	01/04/2008
Contract end date	

16/17 Contracted general activity (UDA)	18,581
Carry forward general activity (UDA)	246
16/17 Contracted orthodontic activity (UOA)	0
Carry forward orthodontic activity (UOA)	0
Baseline contract value	£487,667.19

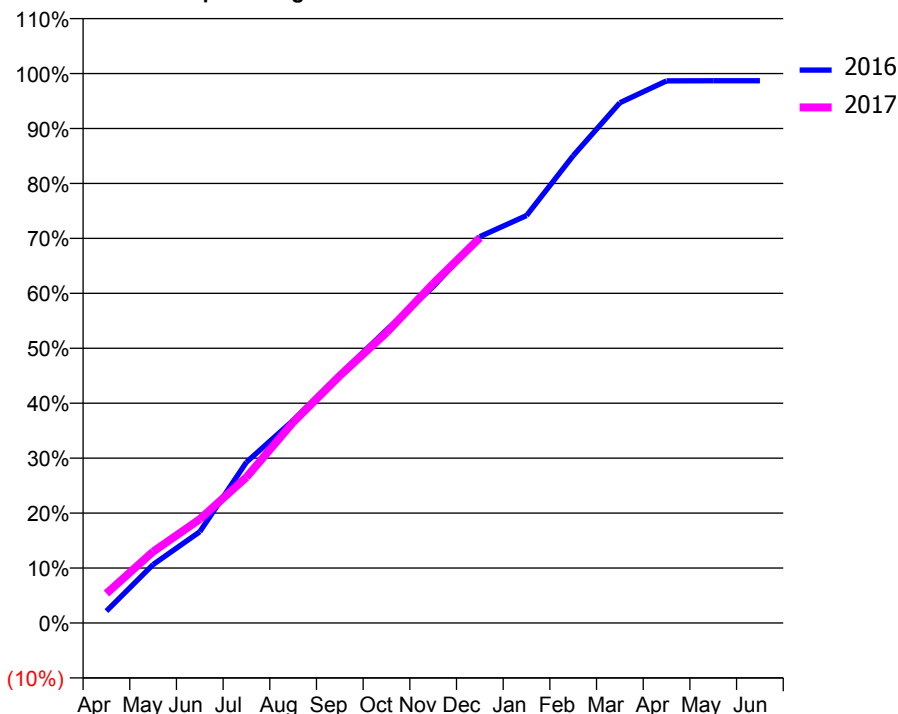
ACCESS*

Patients seen in 24 months	Total	Change since previous quarter
Quarter ending December 2015	6,783	
Quarter ending March 2016	6,831	→
Quarter ending June 2016	6,864	→
Quarter ending September 2016	6,925	→
Quarter ending December 2016	6,999	→
Variance since December 2015	3.2%	↑



ACTIVITY

Cumulative percentage of contracted UDA delivered 2016 & 2017



Month	Adjusted Scheduled Activity (UDA)	
	2016	2017
April	402	999
May	1,976	2,417
June	3,086	3,511
July	5,439	4,932
August	6,851	6,790
September	8,405	8,360
October	9,909	9,820
November	11,375	11,480
December	13,064	13,025
January	13,777	
February	15,800	
March	17,594	
April	18,334	
May	18,335	
June	18,335	

QUALITY

	Quantity	Base Number	Contract	AT	Region	England
% of FP17s for the same patient ID Re-attending within 3 months - Children	68	1,763	3.9%	9.9%	11.9%	12.4%
% of FP17s for the same patient ID Re-attending within 3 months - Adults	593	5,777	10.3%	15.8%	16.5%	16.6%
% of FP17s for the same patient ID Re-attending between 3 & 9 months - Children	1,098	1,763	62.3%	59.0%	60.2%	57.5%
% of FP17s for the same patient ID Re-attending between 3 & 9 months - Adults	3,599	5,777	62.3%	51.0%	52.0%	50.4%
% of FP17s for Band 1 Urgent Courses	445	7,154	6.2%	9.5%	9.5%	9.1%
% of FP17s Relating to Free Repair or Replacements	16	7,154	0.2%	0.6%	0.7%	0.8%
% of FP17s Relating to Continuations	72	7,154	1.0%	1.1%	1.2%	1.3%
% of Patients satisfied with the dentistry they have received	4	4	N/A	92.5%	92.9%	92.7%
% of Patients satisfied with the time they had to wait for an appointment	3	4	N/A	89.3%	88.8%	88.8%

* This is based on patients treated on this contract for their most recent course of treatment. Figures in italics indicate the base number of FP17s or Patient Questionnaire responses are less than 100. N/A is shown where the base number of responses is less than 10 during the period. % is calculated as Quantity/Base number*100

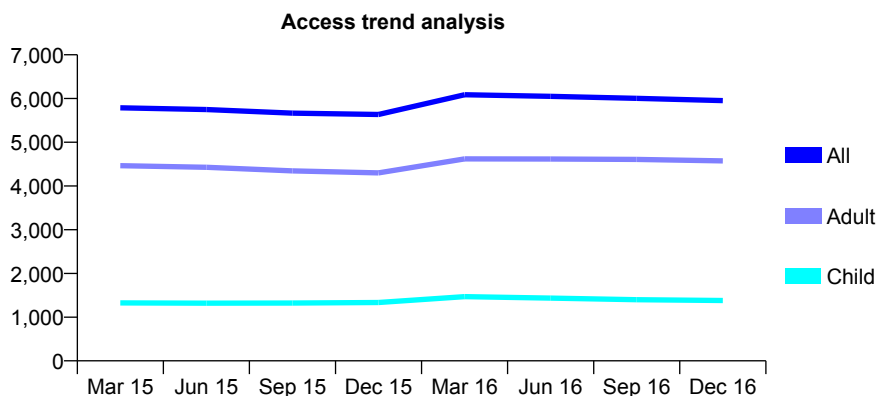
Q68 - Vital Signs At a Glance Contract Report for 166782/0001 - December 2016

Name or company name	Alfa Dental Ltd
Contract type name	GDS Contract
Purpose of contract	General
Contract start date	01/08/2007
Contract end date	

16/17 Contracted general activity (UDA)	20,646
Carry forward general activity (UDA)	115
16/17 Contracted orthodontic activity (UOA)	0
Carry forward orthodontic activity (UOA)	0
Baseline contract value	£630,923.57

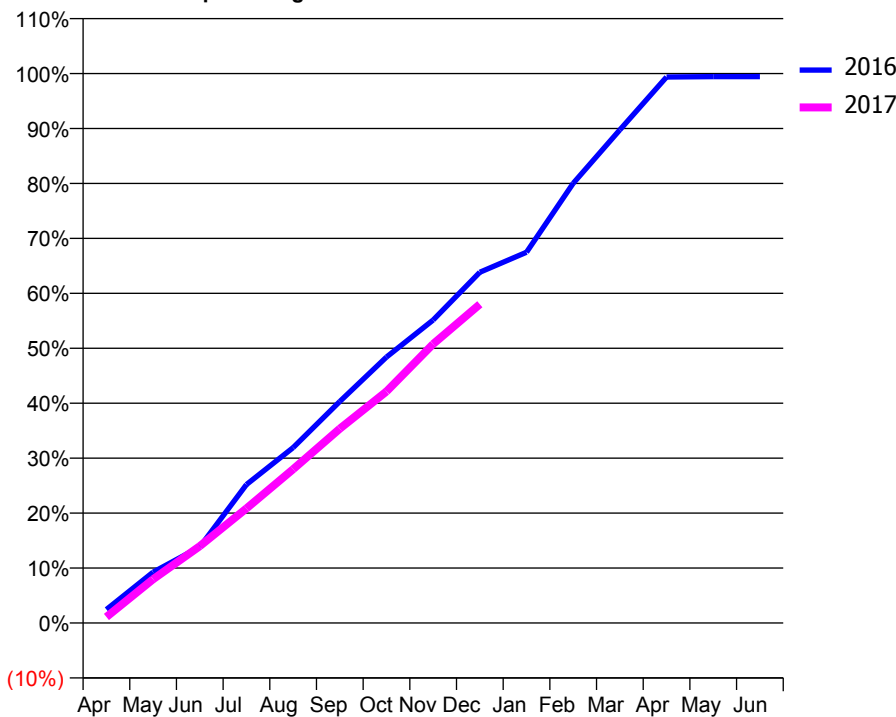
ACCESS*

Patients seen in 24 months	Total	Change since previous quarter
Quarter ending December 2015	5,634	
Quarter ending March 2016	6,087	↑
Quarter ending June 2016	6,049	→
Quarter ending September 2016	6,005	→
Quarter ending December 2016	5,953	→
Variance since December 2015	5.7%	↑



ACTIVITY

Cumulative percentage of contracted UDA delivered 2016 & 2017



Month	Adjusted Scheduled Activity (UDA)	
	2016	2017
April	511	229
May	1,913	1,648
June	2,860	2,889
July	5,202	4,306
August	6,589	5,779
September	8,323	7,300
October	9,993	8,701
November	11,388	10,483
December	13,181	11,976
January	13,929	
February	16,523	
March	18,530	
April	20,514	
May	20,530	
June	20,531	

QUALITY

	Quantity	Base Number	Contract	AT	Region	England
% of FP17s for the same patient ID Re-attending within 3 months - Children	97	1,144	8.5%	9.9%	11.9%	12.4%
% of FP17s for the same patient ID Re-attending within 3 months - Adults	675	3,713	18.2%	15.8%	16.5%	16.6%
% of FP17s for the same patient ID Re-attending between 3 & 9 months - Children	396	1,144	34.6%	59.0%	60.2%	57.5%
% of FP17s for the same patient ID Re-attending between 3 & 9 months - Adults	965	3,713	26.0%	51.0%	52.0%	50.4%
% of FP17s for Band 1 Urgent Courses	736	4,317	17.0%	9.5%	9.5%	9.1%
% of FP17s Relating to Free Repair or Replacements	10	4,317	0.2%	0.6%	0.7%	0.8%
% of FP17s Relating to Continuations	57	4,317	1.3%	1.1%	1.2%	1.3%
% of Patients satisfied with the dentistry they have received	10	12	83.3%	92.5%	92.9%	92.7%
% of Patients satisfied with the time they had to wait for an appointment	9	12	75.0%	89.3%	88.8%	88.8%

* This is based on patients treated on this contract for their most recent course of treatment. Figures in italics indicate the base number of FP17s or Patient Questionnaire responses are less than 100. N/A is shown where the base number of responses is less than 10 during the period. % is calculated as Quantity/Base number*100

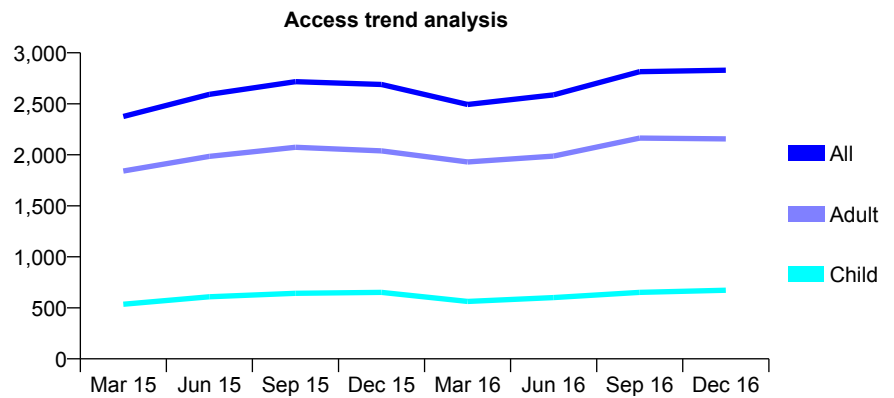
Q68 - Vital Signs At a Glance Contract Report for 166782/0002 - December 2016

Name or company name	Alfa Dental Ltd
Contract type name	GDS Contract
Purpose of contract	General
Contract start date	01/08/2007
Contract end date	

16/17 Contracted general activity (UDA)	9,694
Carry forward general activity (UDA)	59
16/17 Contracted orthodontic activity (UOA)	0
Carry forward orthodontic activity (UOA)	0
Baseline contract value	£415,480.38

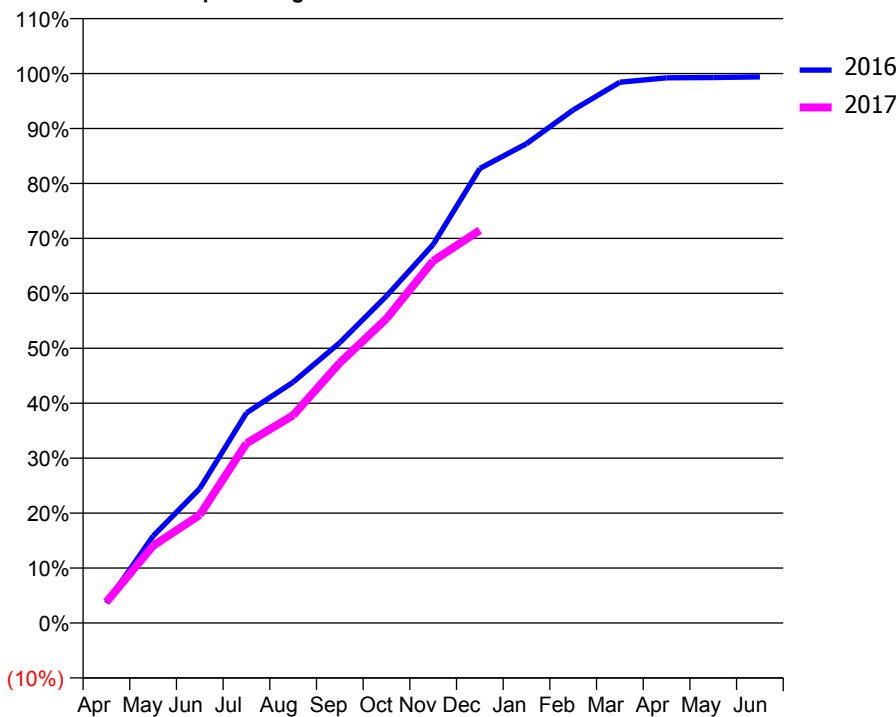
ACCESS*

Patients seen in 24 months	Total	Change since previous quarter
Quarter ending December 2015	2,690	
Quarter ending March 2016	2,493	↓
Quarter ending June 2016	2,587	↑
Quarter ending September 2016	2,815	↑
Quarter ending December 2016	2,829	→
Variance since December 2015	5.2%	↑



ACTIVITY

Cumulative percentage of contracted UDA delivered 2016 & 2017



Month	Adjusted Scheduled Activity (UDA)	
	2016	2017
April	351	371
May	1,536	1,362
June	2,373	1,907
July	3,706	3,169
August	4,249	3,664
September	4,946	4,591
October	5,769	5,369
November	6,678	6,388
December	8,017	6,929
January	8,456	
February	9,052	
March	9,541	
April	9,617	
May	9,622	
June	9,635	

QUALITY

	Quantity	Base Number	Contract	AT	Region	England
% of FP17s for the same patient ID Re-attending within 3 months - Children	52	655	7.9%	9.9%	11.9%	12.4%
% of FP17s for the same patient ID Re-attending within 3 months - Adults	287	1,996	14.4%	15.8%	16.5%	16.6%
% of FP17s for the same patient ID Re-attending between 3 & 9 months - Children	179	655	27.3%	59.0%	60.2%	57.5%
% of FP17s for the same patient ID Re-attending between 3 & 9 months - Adults	488	1,996	24.4%	51.0%	52.0%	50.4%
% of FP17s for Band 1 Urgent Courses	297	2,593	11.5%	9.5%	9.5%	9.1%
% of FP17s Relating to Free Repair or Replacements	0	2,593	0.0%	0.6%	0.7%	0.8%
% of FP17s Relating to Continuations	18	2,593	0.7%	1.1%	1.2%	1.3%
% of Patients satisfied with the dentistry they have received	2	3	N/A	92.5%	92.9%	92.7%
% of Patients satisfied with the time they had to wait for an appointment	2	3	N/A	89.3%	88.8%	88.8%

* This is based on patients treated on this contract for their most recent course of treatment. Figures in italics indicate the base number of FP17s or Patient Questionnaire responses are less than 100. N/A is shown where the base number of responses is less than 10 during the period. % is calculated as Quantity/Base number*100

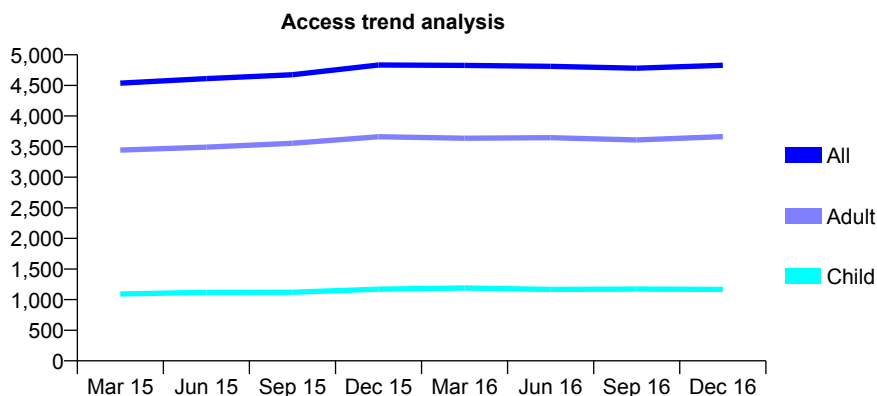
Q68 - Vital Signs At a Glance Contract Report for 166960/0001 - December 2016

Name or company name	Dumbledore Dental Care Ltd
Contract type name	GDS Contract
Purpose of contract	General
Contract start date	01/04/2008
Contract end date	

16/17 Contracted general activity (UDA)	13,000
Carry forward general activity (UDA)	-260
16/17 Contracted orthodontic activity (UOA)	0
Carry forward orthodontic activity (UOA)	0
Baseline contract value	£338,633.35

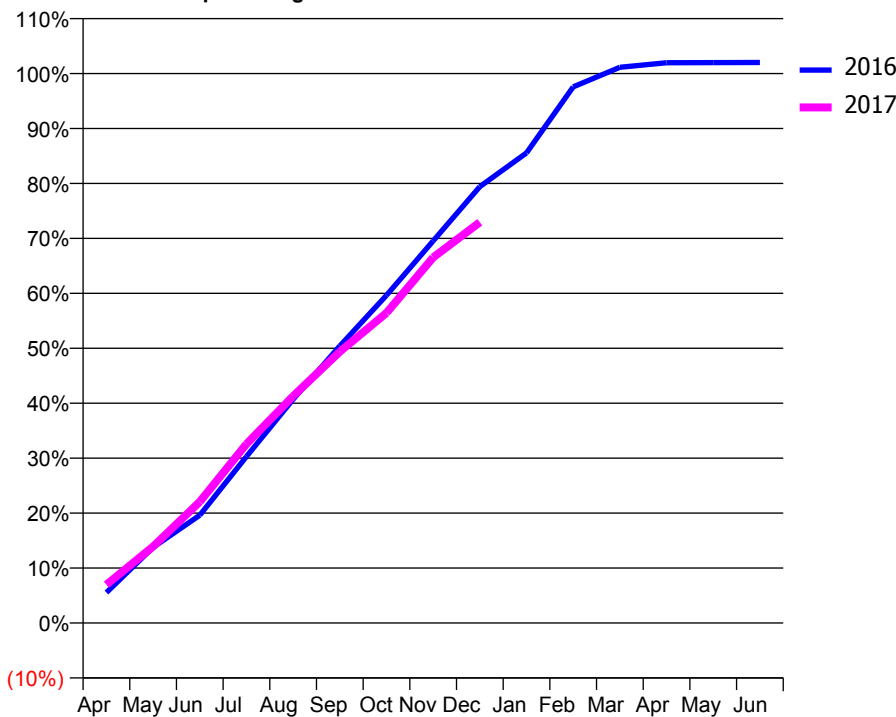
ACCESS*

Patients seen in 24 months	Total	Change since previous quarter
Quarter ending December 2015	4,833	
Quarter ending March 2016	4,827	→
Quarter ending June 2016	4,811	→
Quarter ending September 2016	4,782	→
Quarter ending December 2016	4,829	→
Variance since December 2015	(0.1%)	→



ACTIVITY

Cumulative percentage of contracted UDA delivered 2016 & 2017



Month	Adjusted Scheduled Activity (UDA)	
	2016	2017
April	720	907
May	1,792	1,809
June	2,552	2,870
July	3,940	4,236
August	5,293	5,368
September	6,553	6,419
October	7,753	7,336
November	9,040	8,647
December	10,324	9,481
January	11,123	
February	12,684	
March	13,147	
April	13,254	
May	13,256	
June	13,260	

QUALITY

	Quantity	Base Number	Contract	AT	Region	England
% of FP17s for the same patient ID Re-attending within 3 months - Children	52	1,093	4.8%	9.9%	11.9%	12.4%
% of FP17s for the same patient ID Re-attending within 3 months - Adults	411	3,299	12.5%	15.8%	16.5%	16.6%
% of FP17s for the same patient ID Re-attending between 3 & 9 months - Children	659	1,093	60.3%	59.0%	60.2%	57.5%
% of FP17s for the same patient ID Re-attending between 3 & 9 months - Adults	1,390	3,299	42.1%	51.0%	52.0%	50.4%
% of FP17s for Band 1 Urgent Courses	476	4,328	11.0%	9.5%	9.5%	9.1%
% of FP17s Relating to Free Repair or Replacements	16	4,328	0.4%	0.6%	0.7%	0.8%
% of FP17s Relating to Continuations	33	4,328	0.8%	1.1%	1.2%	1.3%
% of Patients satisfied with the dentistry they have received	31	36	86.1%	92.5%	92.9%	92.7%
% of Patients satisfied with the time they had to wait for an appointment	28	36	77.8%	89.3%	88.8%	88.8%

* This is based on patients treated on this contract for their most recent course of treatment. Figures in italics indicate the base number of FP17s or Patient Questionnaire responses are less than 100. N/A is shown where the base number of responses is less than 10 during the period. % is calculated as Quantity/Base number*100

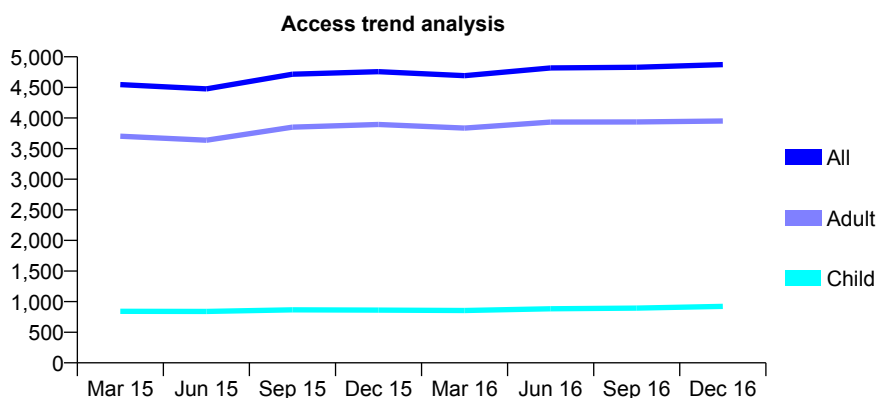
Q68 - Vital Signs At a Glance Contract Report for 167525/0001 - December 2016

Name or company name	Brunswick Practice Ltd
Contract type name	GDS Contract
Purpose of contract	General
Contract start date	01/08/2007
Contract end date	

16/17 Contracted general activity (UDA)	14,742
Carry forward general activity (UDA)	-162
16/17 Contracted orthodontic activity (UOA)	0
Carry forward orthodontic activity (UOA)	0
Baseline contract value	£467,041.05

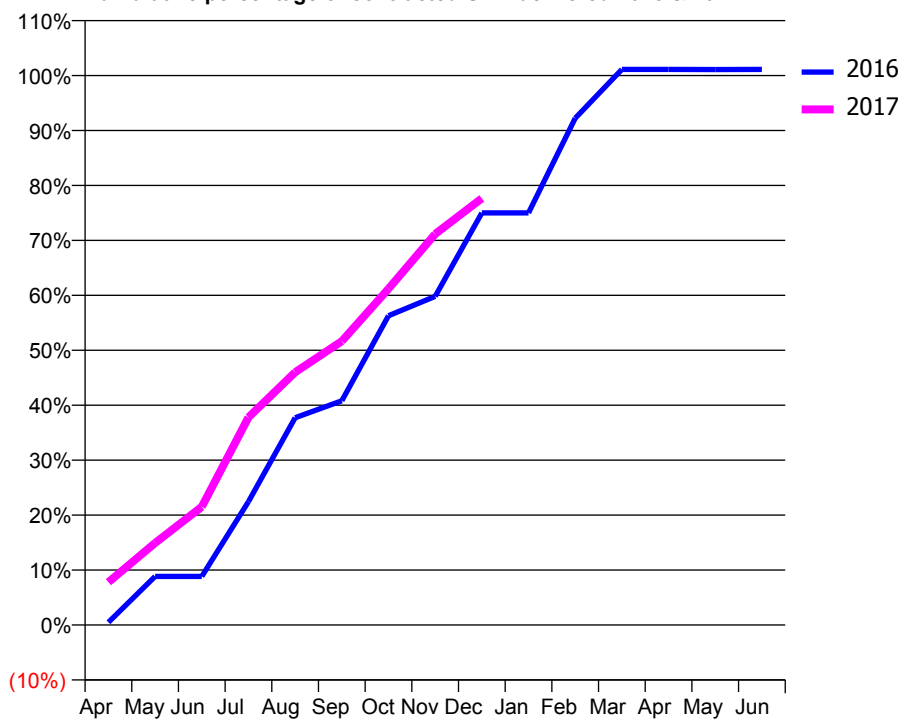
ACCESS*

Patients seen in 24 months	Total	Change since previous quarter
Quarter ending December 2015	4,756	
Quarter ending March 2016	4,691	↓
Quarter ending June 2016	4,817	↑
Quarter ending September 2016	4,830	→
Quarter ending December 2016	4,872	→
Variance since December 2015	2.4%	↑



ACTIVITY

Cumulative percentage of contracted UDA delivered 2016 & 2017



Month	Adjusted Scheduled Activity (UDA)	
	2016	2017
April	72	1,150
May	1,305	2,203
June	1,305	3,172
July	3,312	5,571
August	5,561	6,781
September	6,017	7,614
October	8,298	9,020
November	8,817	10,491
December	11,058	11,446
January	11,058	
February	13,595	
March	14,906	
April	14,906	
May	14,903	
June	14,904	

QUALITY

	Quantity	Base Number	Contract	AT	Region	England
% of FP17s for the same patient ID Re-attending within 3 months - Children	79	734	10.8%	9.9%	11.9%	12.4%
% of FP17s for the same patient ID Re-attending within 3 months - Adults	446	2,928	15.2%	15.8%	16.5%	16.6%
% of FP17s for the same patient ID Re-attending between 3 & 9 months - Children	150	734	20.4%	59.0%	60.2%	57.5%
% of FP17s for the same patient ID Re-attending between 3 & 9 months - Adults	662	2,928	22.6%	51.0%	52.0%	50.4%
% of FP17s for Band 1 Urgent Courses	462	3,657	12.6%	9.5%	9.5%	9.1%
% of FP17s Relating to Free Repair or Replacements	33	3,657	0.9%	0.6%	0.7%	0.8%
% of FP17s Relating to Continuations	63	3,657	1.7%	1.1%	1.2%	1.3%
% of Patients satisfied with the dentistry they have received	4	4	N/A	92.5%	92.9%	92.7%
% of Patients satisfied with the time they had to wait for an appointment	4	4	N/A	89.3%	88.8%	88.8%

* This is based on patients treated on this contract for their most recent course of treatment. Figures in italics indicate the base number of FP17s or Patient Questionnaire responses are less than 100. N/A is shown where the base number of responses is less than 10 during the period. % is calculated as Quantity/Base number*100

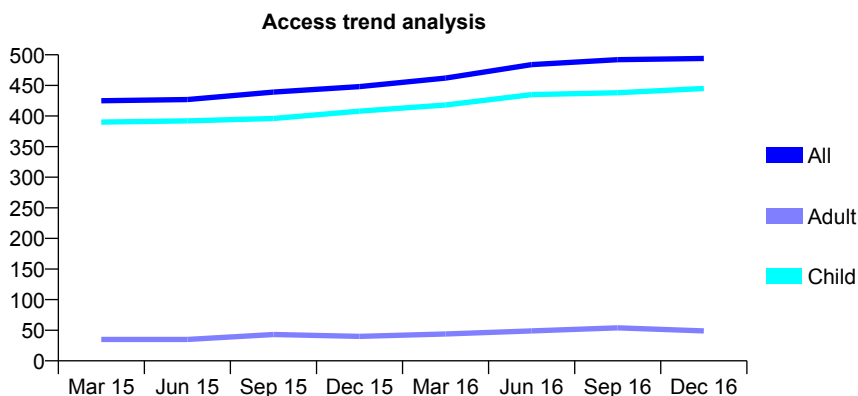
Q68 - Vital Signs At a Glance Contract Report for 167835/0001 - December 2016

Name or company name	MDS Dental Care
Contract type name	GDS Contract
Purpose of contract	General
Contract start date	01/09/2009
Contract end date	

16/17 Contracted general activity (UDA)	1,460
Carry forward general activity (UDA)	0
16/17 Contracted orthodontic activity (UOA)	0
Carry forward orthodontic activity (UOA)	0
Baseline contract value	£50,196.89

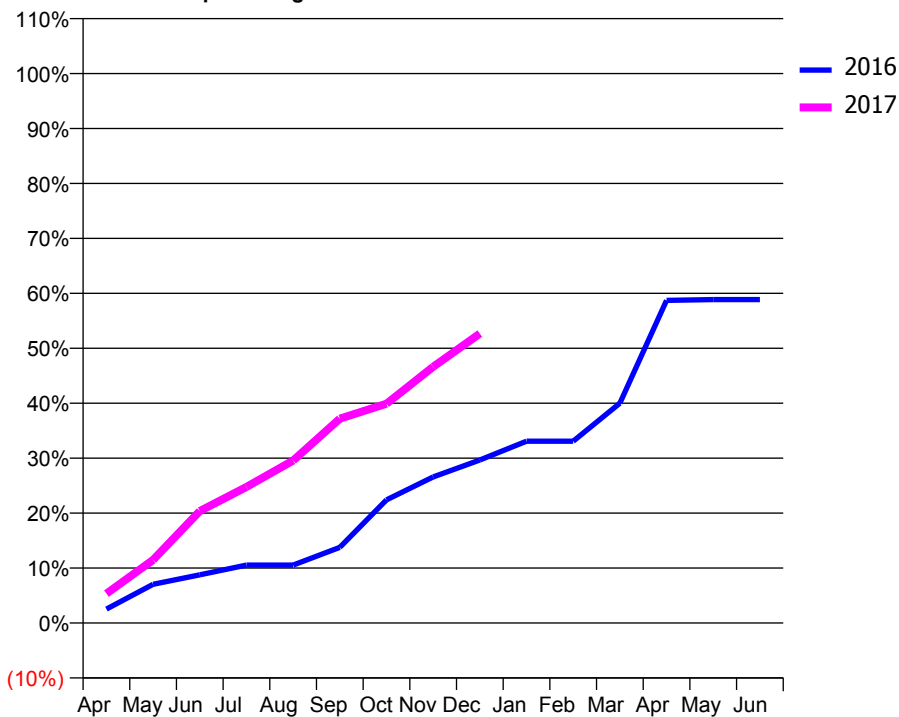
ACCESS*

Patients seen in 24 months	Total	Change since previous quarter
Quarter ending December 2015	448	
Quarter ending March 2016	462	↑
Quarter ending June 2016	484	↑
Quarter ending September 2016	492	→
Quarter ending December 2016	494	→
Variance since December 2015	10.3%	↑



ACTIVITY

Cumulative percentage of contracted UDA delivered 2016 & 2017



Month	Adjusted Scheduled Activity (UDA)	
	2016	2017
April	37	78
May	103	168
June	128	298
July	154	362
August	154	432
September	201	543
October	327	583
November	388	681
December	433	769
January	483	
February	483	
March	584	
April	857	
May	859	
June	859	

QUALITY

	Quantity	Base Number	Contract	AT	Region	England
% of FP17s for the same patient ID Re-attending within 3 months - Children	35	643	5.4%	9.9%	11.9%	12.4%
% of FP17s for the same patient ID Re-attending within 3 months - Adults	0	3	0.0%	15.8%	16.5%	16.6%
% of FP17s for the same patient ID Re-attending between 3 & 9 months - Children	347	643	54.0%	59.0%	60.2%	57.5%
% of FP17s for the same patient ID Re-attending between 3 & 9 months - Adults	1	3	33.3%	51.0%	52.0%	50.4%
% of FP17s for Band 1 Urgent Courses	10	493	2.0%	9.5%	9.5%	9.1%
% of FP17s Relating to Free Repair or Replacements	1	493	0.2%	0.6%	0.7%	0.8%
% of FP17s Relating to Continuations	4	493	0.8%	1.1%	1.2%	1.3%
% of Patients satisfied with the dentistry they have received	0	0	N/A	92.5%	92.9%	92.7%
% of Patients satisfied with the time they had to wait for an appointment	0	0	N/A	89.3%	88.8%	88.8%

* This is based on patients treated on this contract for their most recent course of treatment. Figures in italics indicate the base number of FP17s or Patient Questionnaire responses are less than 100. N/A is shown where the base number of responses is less than 10 during the period. % is calculated as Quantity/Base number*100

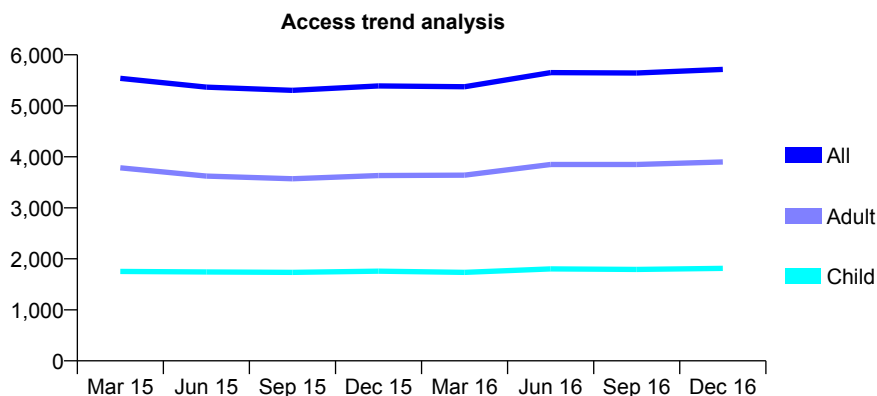
Q68 - Vital Signs At a Glance Contract Report for 168319/0001 - December 2016

Name or company name	Tooth Smart
Contract type name	GDS Contract
Purpose of contract	General
Contract start date	01/04/2013
Contract end date	

16/17 Contracted general activity (UDA)	18,083
Carry forward general activity (UDA)	0
16/17 Contracted orthodontic activity (UOA)	0
Carry forward orthodontic activity (UOA)	0
Baseline contract value	£463,900.37

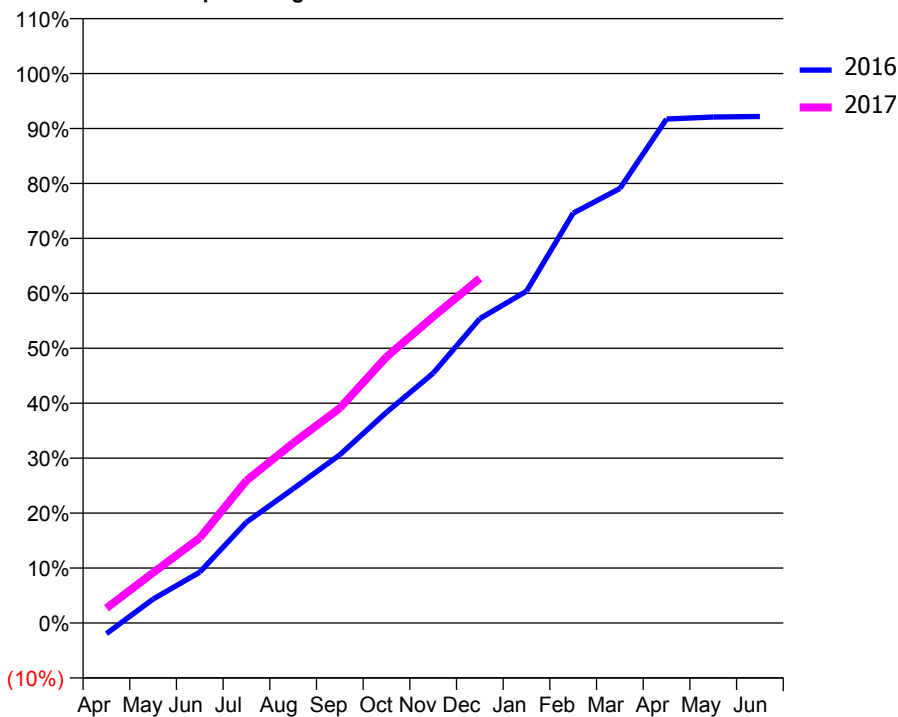
ACCESS*

Patients seen in 24 months	Total	Change since previous quarter
Quarter ending December 2015	5,390	
Quarter ending March 2016	5,374	→
Quarter ending June 2016	5,651	↑
Quarter ending September 2016	5,642	→
Quarter ending December 2016	5,713	→
Variance since December 2015	6.0%	↑



ACTIVITY

Cumulative percentage of contracted UDA delivered 2016 & 2017



Month	Adjusted Scheduled Activity (UDA)	
	2016	2017
April	-351	491
May	789	1,655
June	1,676	2,802
July	3,322	4,691
August	4,416	5,922
September	5,536	7,071
October	6,936	8,757
November	8,222	10,075
December	10,017	11,343
January	10,921	
February	13,487	
March	14,298	
April	16,583	
May	16,649	
June	16,667	

QUALITY

	Quantity	Base Number	Contract	AT	Region	England
% of FP17s for the same patient ID Re-attending within 3 months - Children	104	1,886	5.5%	9.9%	11.9%	12.4%
% of FP17s for the same patient ID Re-attending within 3 months - Adults	473	4,058	11.7%	15.8%	16.5%	16.6%
% of FP17s for the same patient ID Re-attending between 3 & 9 months - Children	887	1,886	47.0%	59.0%	60.2%	57.5%
% of FP17s for the same patient ID Re-attending between 3 & 9 months - Adults	1,949	4,058	48.0%	51.0%	52.0%	50.4%
% of FP17s for Band 1 Urgent Courses	267	5,099	5.2%	9.5%	9.5%	9.1%
% of FP17s Relating to Free Repair or Replacements	35	5,099	0.7%	0.6%	0.7%	0.8%
% of FP17s Relating to Continuations	71	5,099	1.4%	1.1%	1.2%	1.3%
% of Patients satisfied with the dentistry they have received	4	4	N/A	92.5%	92.9%	92.7%
% of Patients satisfied with the time they had to wait for an appointment	4	4	N/A	89.3%	88.8%	88.8%

* This is based on patients treated on this contract for their most recent course of treatment. Figures in italics indicate the base number of FP17s or Patient Questionnaire responses are less than 100. N/A is shown where the base number of responses is less than 10 during the period. % is calculated as Quantity/Base number*100

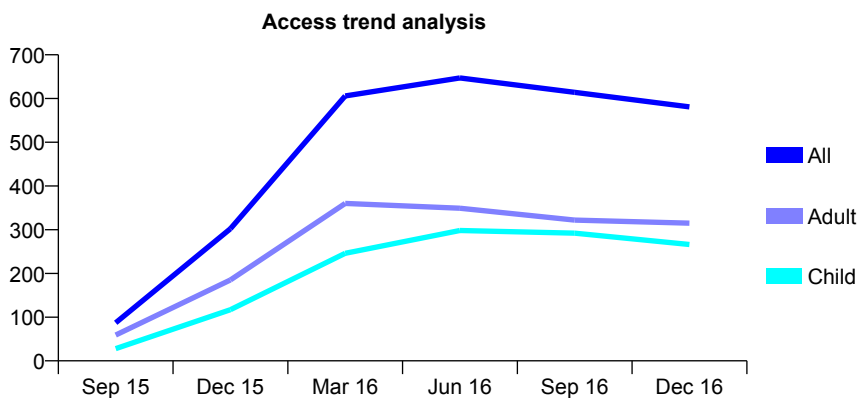
Q68 - Vital Signs At a Glance Contract Report for 168858/0001 - December 2016

Name or company name	Ms A Jawahar
Contract type name	GDS Contract
Purpose of contract	General
Contract start date	01/08/2015
Contract end date	

16/17 Contracted general activity (UDA)	2,210
Carry forward general activity (UDA)	-17
16/17 Contracted orthodontic activity (UOA)	0
Carry forward orthodontic activity (UOA)	0
Baseline contract value	£49,541.14

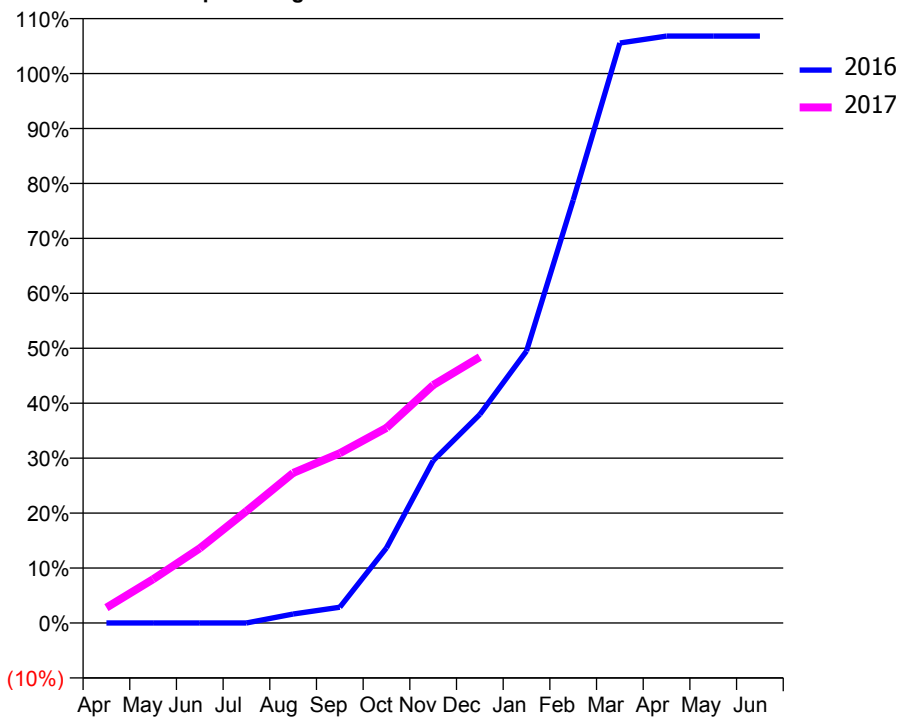
ACCESS*

Patients seen in 24 months	Total	Change since previous quarter
Quarter ending December 2015	302	
Quarter ending March 2016	606	↑
Quarter ending June 2016	647	↑
Quarter ending September 2016	614	↓
Quarter ending December 2016	581	↓
Variance since December 2015	92.4%	↑



ACTIVITY

Cumulative percentage of contracted UDA delivered 2016 & 2017



Month	Adjusted Scheduled Activity (UDA)	
	2016	2017
April	0	62
May	0	176
June	0	300
July	0	450
August	24	604
September	42	683
October	201	785
November	435	957
December	559	1,069
January	729	
February	1,134	
March	1,555	
April	1,573	
May	1,573	
June	1,573	

QUALITY

	Quantity	Base Number	Contract	AT	Region	England
% of FP17s for the same patient ID Re-attending within 3 months - Children	23	329	7.0%	9.9%	11.9%	12.4%
% of FP17s for the same patient ID Re-attending within 3 months - Adults	32	283	11.3%	15.8%	16.5%	16.6%
% of FP17s for the same patient ID Re-attending between 3 & 9 months - Children	142	329	43.2%	59.0%	60.2%	57.5%
% of FP17s for the same patient ID Re-attending between 3 & 9 months - Adults	102	283	36.0%	51.0%	52.0%	50.4%
% of FP17s for Band 1 Urgent Courses	42	605	6.9%	9.5%	9.5%	9.1%
% of FP17s Relating to Free Repair or Replacements	0	605	0.0%	0.6%	0.7%	0.8%
% of FP17s Relating to Continuations	1	605	0.2%	1.1%	1.2%	1.3%
% of Patients satisfied with the dentistry they have received	2	2	N/A	92.5%	92.9%	92.7%
% of Patients satisfied with the time they had to wait for an appointment	2	2	N/A	89.3%	88.8%	88.8%

* This is based on patients treated on this contract for their most recent course of treatment. Figures in italics indicate the base number of FP17s or Patient Questionnaire responses are less than 100. N/A is shown where the base number of responses is less than 10 during the period. % is calculated as Quantity/Base number*100

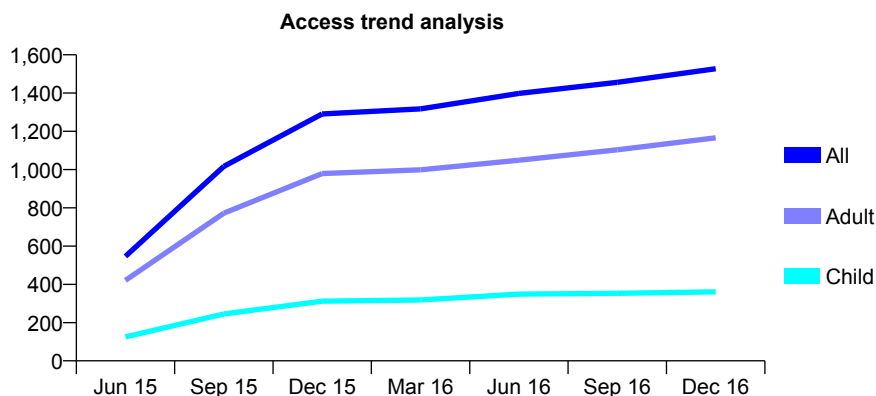
Q68 - Vital Signs At a Glance Contract Report for 169927/0002 - December 2016

Name or company name	Kings Dental Care
Contract type name	GDS Contract
Purpose of contract	General
Contract start date	01/04/2015
Contract end date	

16/17 Contracted general activity (UDA)	4,840
Carry forward general activity (UDA)	-7
16/17 Contracted orthodontic activity (UOA)	0
Carry forward orthodontic activity (UOA)	0
Baseline contract value	£117,553.41

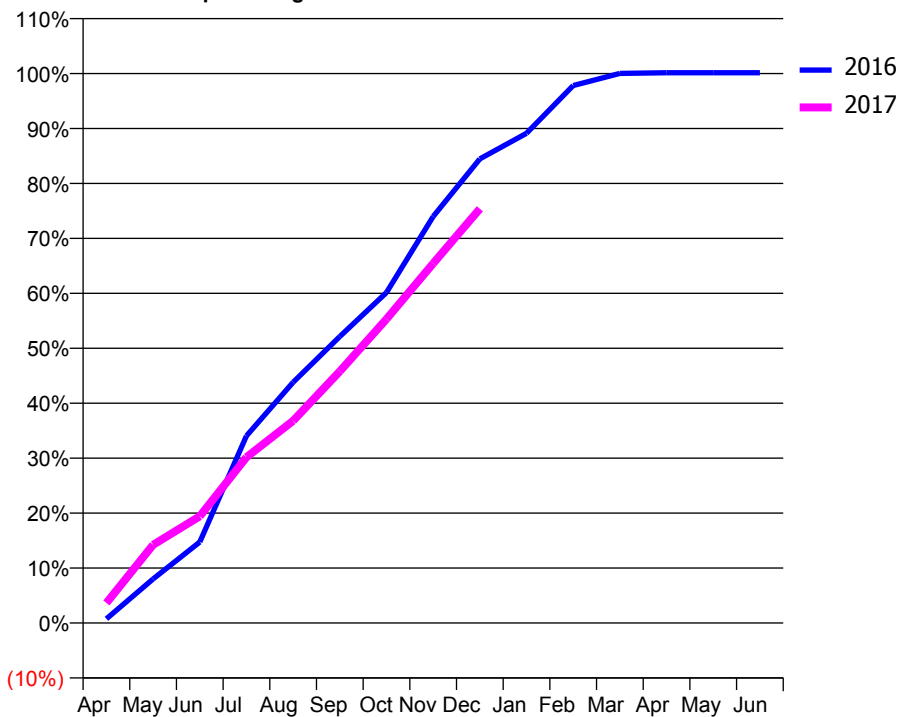
ACCESS*

Patients seen in 24 months	Total	Change since previous quarter
Quarter ending December 2015	1,291	
Quarter ending March 2016	1,317	↑
Quarter ending June 2016	1,398	↑
Quarter ending September 2016	1,456	↑
Quarter ending December 2016	1,527	↑
Variance since December 2015	18.3%	↑



ACTIVITY

Cumulative percentage of contracted UDA delivered 2016 & 2017



Month	Adjusted Scheduled Activity (UDA)	
	2016	2017
April	37	176
May	387	689
June	713	940
July	1,646	1,460
August	2,117	1,781
September	2,519	2,217
October	2,906	2,678
November	3,575	3,167
December	4,081	3,649
January	4,307	
February	4,726	
March	4,833	
April	4,839	
May	4,839	
June	4,839	

QUALITY

	Quantity	Base Number	Contract	AT	Region	England
% of FP17s for the same patient ID Re-attending within 3 months - Children	32	417	7.7%	9.9%	11.9%	12.4%
% of FP17s for the same patient ID Re-attending within 3 months - Adults	195	1,335	14.6%	15.8%	16.5%	16.6%
% of FP17s for the same patient ID Re-attending between 3 & 9 months - Children	241	417	57.8%	59.0%	60.2%	57.5%
% of FP17s for the same patient ID Re-attending between 3 & 9 months - Adults	670	1,335	50.2%	51.0%	52.0%	50.4%
% of FP17s for Band 1 Urgent Courses	166	1,732	9.6%	9.5%	9.5%	9.1%
% of FP17s Relating to Free Repair or Replacements	7	1,732	0.4%	0.6%	0.7%	0.8%
% of FP17s Relating to Continuations	23	1,732	1.3%	1.1%	1.2%	1.3%
% of Patients satisfied with the dentistry they have received	14	14	100.0%	92.5%	92.9%	92.7%
% of Patients satisfied with the time they had to wait for an appointment	13	14	92.9%	89.3%	88.8%	88.8%

* This is based on patients treated on this contract for their most recent course of treatment. Figures in italics indicate the base number of FP17s or Patient Questionnaire responses are less than 100. N/A is shown where the base number of responses is less than 10 during the period. % is calculated as Quantity/Base number*100

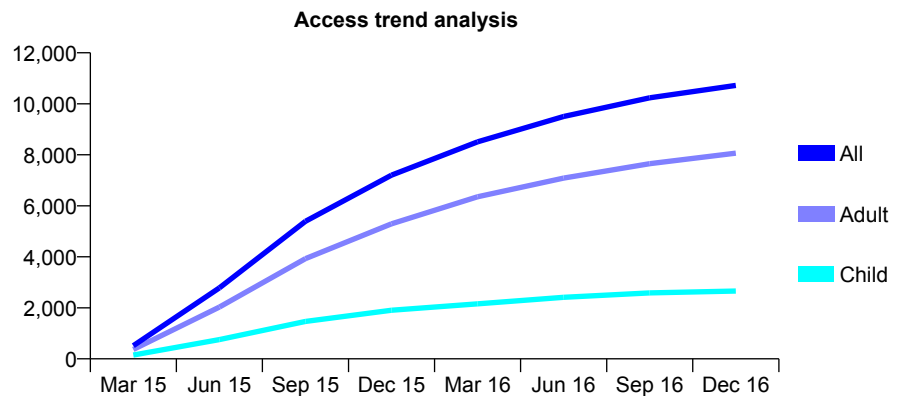
Q68 - Vital Signs At a Glance Contract Report for 170534/0002 - December 2016

Name or company name	Mr F Grover & P Marsden
Contract type name	GDS Contract
Purpose of contract	General
Contract start date	02/03/2015
Contract end date	

16/17 Contracted general activity (UDA)	26,889
Carry forward general activity (UDA)	0
16/17 Contracted orthodontic activity (UOA)	0
Carry forward orthodontic activity (UOA)	0
Baseline contract value	£724,286.72

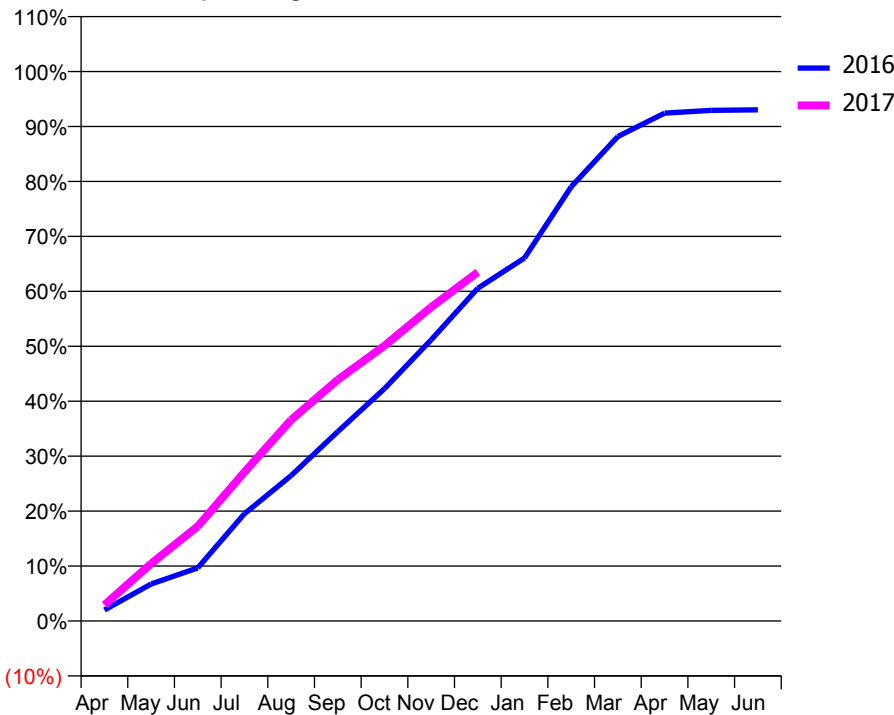
ACCESS*

Patients seen in 24 months	Total	Change since previous quarter
Quarter ending December 2015	7,201	
Quarter ending March 2016	8,510	↑
Quarter ending June 2016	9,501	↑
Quarter ending September 2016	10,237	↑
Quarter ending December 2016	10,723	↑
Variance since December 2015	48.9%	↑



ACTIVITY

Cumulative percentage of contracted UDA delivered 2016 & 2017



Month	Adjusted Scheduled Activity (UDA)	
	2016	2017
April	538	789
May	1,813	2,811
June	2,601	4,634
July	5,251	7,295
August	7,114	9,846
September	9,272	11,807
October	11,367	13,469
November	13,761	15,354
December	16,284	17,074
January	17,764	
February	21,251	
March	23,710	
April	24,853	
May	24,986	
June	25,014	

QUALITY

	Quantity	Base Number	Contract	AT	Region	England
% of FP17s for the same patient ID Re-attending within 3 months - Children	121	2,078	5.8%	9.9%	11.9%	12.4%
% of FP17s for the same patient ID Re-attending within 3 months - Adults	1,229	6,955	17.7%	15.8%	16.5%	16.6%
% of FP17s for the same patient ID Re-attending between 3 & 9 months - Children	956	2,078	46.0%	59.0%	60.2%	57.5%
% of FP17s for the same patient ID Re-attending between 3 & 9 months - Adults	3,059	6,955	44.0%	51.0%	52.0%	50.4%
% of FP17s for Band 1 Urgent Courses	1,047	7,879	13.3%	9.5%	9.5%	9.1%
% of FP17s Relating to Free Repair or Replacements	52	7,879	0.7%	0.6%	0.7%	0.8%
% of FP17s Relating to Continuations	109	7,879	1.4%	1.1%	1.2%	1.3%
% of Patients satisfied with the dentistry they have received	11	12	91.7%	92.5%	92.9%	92.7%
% of Patients satisfied with the time they had to wait for an appointment	11	12	91.7%	89.3%	88.8%	88.8%

* This is based on patients treated on this contract for their most recent course of treatment. Figures in italics indicate the base number of FP17s or Patient Questionnaire responses are less than 100. N/A is shown where the base number of responses is less than 10 during the period. % is calculated as Quantity/Base number*100

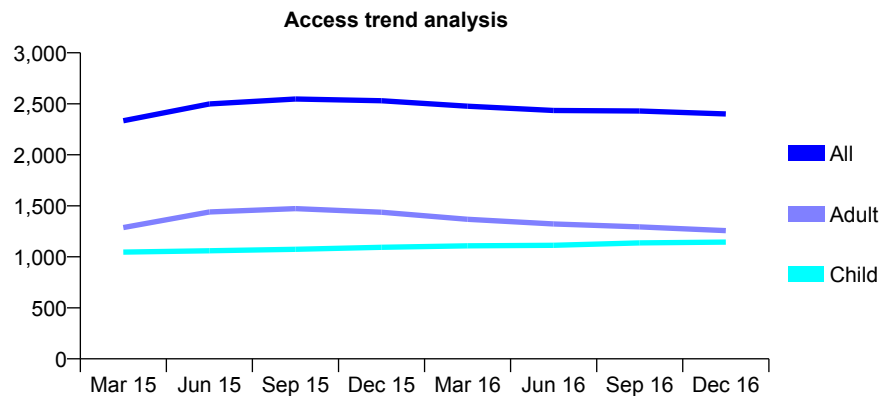
Q68 - Vital Signs At a Glance Contract Report for 171107/0001 - December 2016

Name or company name	Mr Sachin Anand & Miss Shalini Anand
Contract type name	GDS Contract
Purpose of contract	General
Contract start date	02/03/2009
Contract end date	

16/17 Contracted general activity (UDA)	5,855
Carry forward general activity (UDA)	-73
16/17 Contracted orthodontic activity (UOA)	0
Carry forward orthodontic activity (UOA)	0
Baseline contract value	£130,131.34

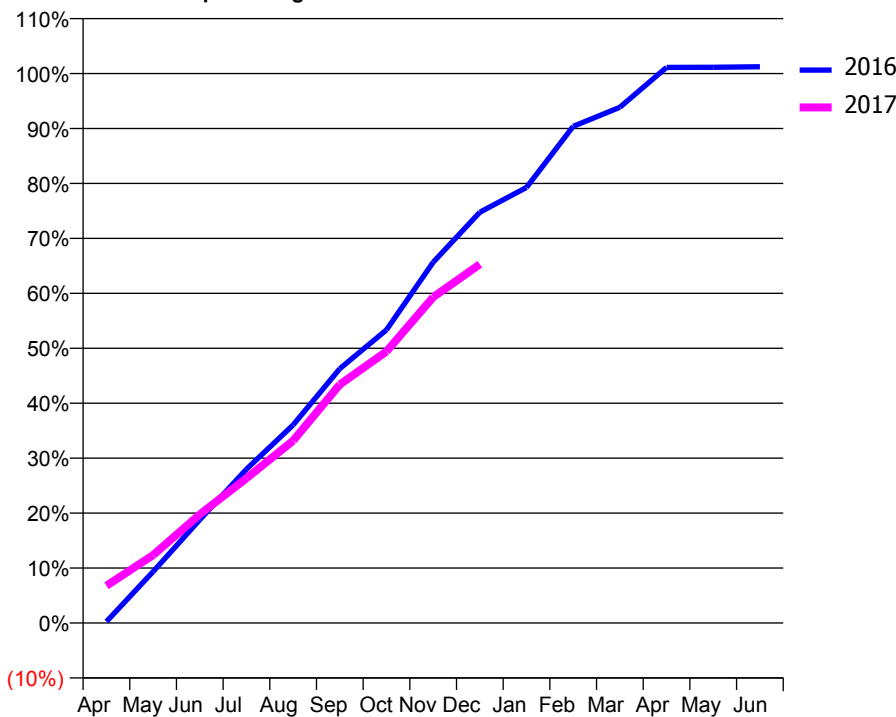
ACCESS*

Patients seen in 24 months	Total	Change since previous quarter
Quarter ending December 2015	2,530	
Quarter ending March 2016	2,476	↓
Quarter ending June 2016	2,435	↓
Quarter ending September 2016	2,430	→
Quarter ending December 2016	2,401	↓
Variance since December 2015	(5.1%)	↓



ACTIVITY

Cumulative percentage of contracted UDA delivered 2016 & 2017



Month	Adjusted Scheduled Activity (UDA)	
	2016	2017
April	14	397
May	548	723
June	1,101	1,157
July	1,639	1,543
August	2,110	1,943
September	2,710	2,542
October	3,123	2,894
November	3,844	3,472
December	4,377	3,823
January	4,641	
February	5,292	
March	5,495	
April	5,920	
May	5,921	
June	5,928	

QUALITY

	Quantity	Base Number	Contract	AT	Region	England
% of FP17s for the same patient ID Re-attending within 3 months - Children	101	1,340	7.5%	9.9%	11.9%	12.4%
% of FP17s for the same patient ID Re-attending within 3 months - Adults	152	1,234	12.3%	15.8%	16.5%	16.6%
% of FP17s for the same patient ID Re-attending between 3 & 9 months - Children	830	1,340	61.9%	59.0%	60.2%	57.5%
% of FP17s for the same patient ID Re-attending between 3 & 9 months - Adults	722	1,234	58.5%	51.0%	52.0%	50.4%
% of FP17s for Band 1 Urgent Courses	166	2,306	7.2%	9.5%	9.5%	9.1%
% of FP17s Relating to Free Repair or Replacements	14	2,306	0.6%	0.6%	0.7%	0.8%
% of FP17s Relating to Continuations	8	2,306	0.3%	1.1%	1.2%	1.3%
% of Patients satisfied with the dentistry they have received	5	5	N/A	92.5%	92.9%	92.7%
% of Patients satisfied with the time they had to wait for an appointment	4	5	N/A	89.3%	88.8%	88.8%

* This is based on patients treated on this contract for their most recent course of treatment. Figures in italics indicate the base number of FP17s or Patient Questionnaire responses are less than 100. N/A is shown where the base number of responses is less than 10 during the period. % is calculated as Quantity/Base number*100

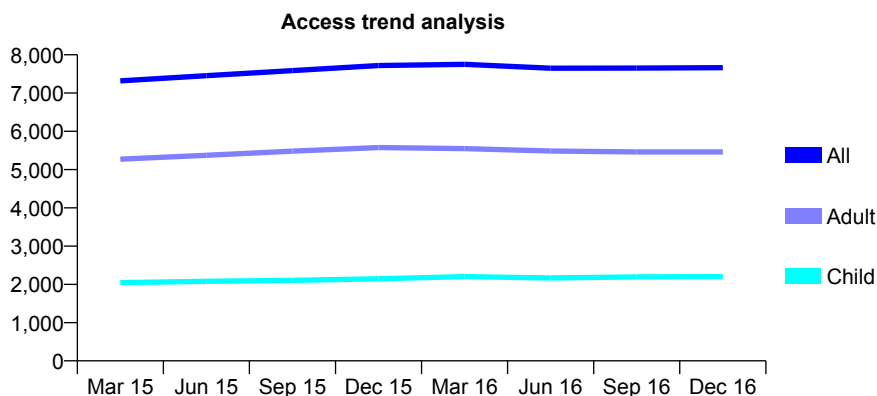
Q68 - Vital Signs At a Glance Contract Report for 171107/0002 - December 2016

Name or company name	Mr Sachin Anand & Miss Shalini Anand
Contract type name	GDS Contract
Purpose of contract	General
Contract start date	01/12/2012
Contract end date	

16/17 Contracted general activity (UDA)	21,500
Carry forward general activity (UDA)	-430
16/17 Contracted orthodontic activity (UOA)	0
Carry forward orthodontic activity (UOA)	0
Baseline contract value	£576,673.29

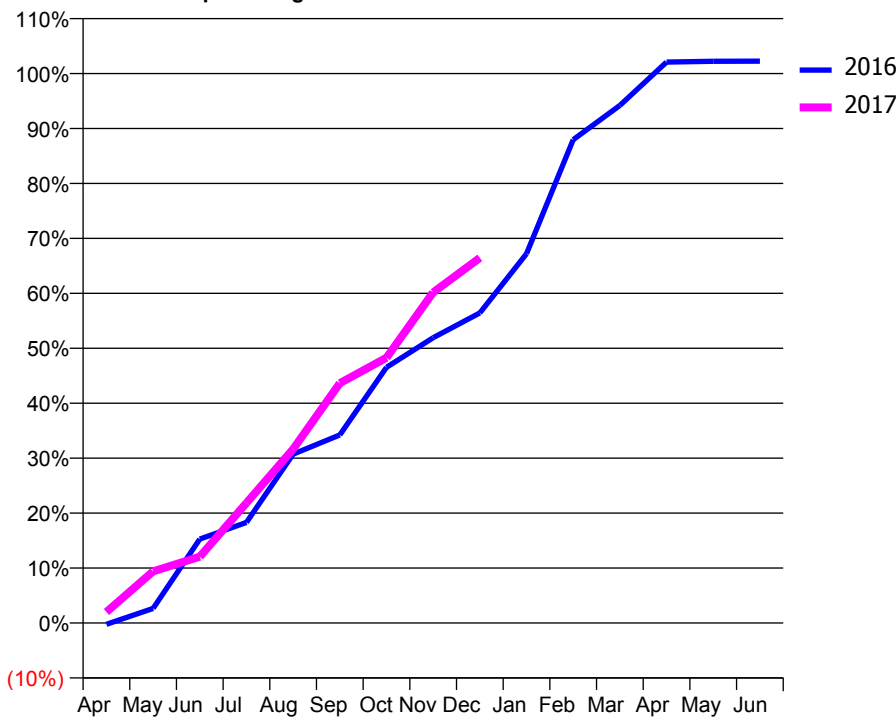
ACCESS*

Patients seen in 24 months	Total	Change since previous quarter
Quarter ending December 2015	7,720	
Quarter ending March 2016	7,750	→
Quarter ending June 2016	7,649	↓
Quarter ending September 2016	7,654	→
Quarter ending December 2016	7,663	→
Variance since December 2015	(0.7%)	→



ACTIVITY

Cumulative percentage of contracted UDA delivered 2016 & 2017



Month	Adjusted Scheduled Activity (UDA)	
	2016	2017
April	-57	430
May	571	2,023
June	3,283	2,594
July	3,937	4,697
August	6,610	6,809
September	7,361	9,385
October	10,004	10,381
November	11,164	12,939
December	12,133	14,286
January	14,452	
February	18,908	
March	20,254	
April	21,949	
May	21,978	
June	21,981	

QUALITY

	Quantity	Base Number	Contract	AT	Region	England
% of FP17s for the same patient ID Re-attending within 3 months - Children	183	2,805	6.5%	9.9%	11.9%	12.4%
% of FP17s for the same patient ID Re-attending within 3 months - Adults	788	6,210	12.7%	15.8%	16.5%	16.6%
% of FP17s for the same patient ID Re-attending between 3 & 9 months - Children	2,067	2,805	73.7%	59.0%	60.2%	57.5%
% of FP17s for the same patient ID Re-attending between 3 & 9 months - Adults	3,613	6,210	58.2%	51.0%	52.0%	50.4%
% of FP17s for Band 1 Urgent Courses	417	7,984	5.2%	9.5%	9.5%	9.1%
% of FP17s Relating to Free Repair or Replacements	92	7,984	1.2%	0.6%	0.7%	0.8%
% of FP17s Relating to Continuations	74	7,984	0.9%	1.1%	1.2%	1.3%
% of Patients satisfied with the dentistry they have received	15	17	88.2%	92.5%	92.9%	92.7%
% of Patients satisfied with the time they had to wait for an appointment	15	17	88.2%	89.3%	88.8%	88.8%

* This is based on patients treated on this contract for their most recent course of treatment. Figures in italics indicate the base number of FP17s or Patient Questionnaire responses are less than 100. N/A is shown where the base number of responses is less than 10 during the period. % is calculated as Quantity/Base number*100

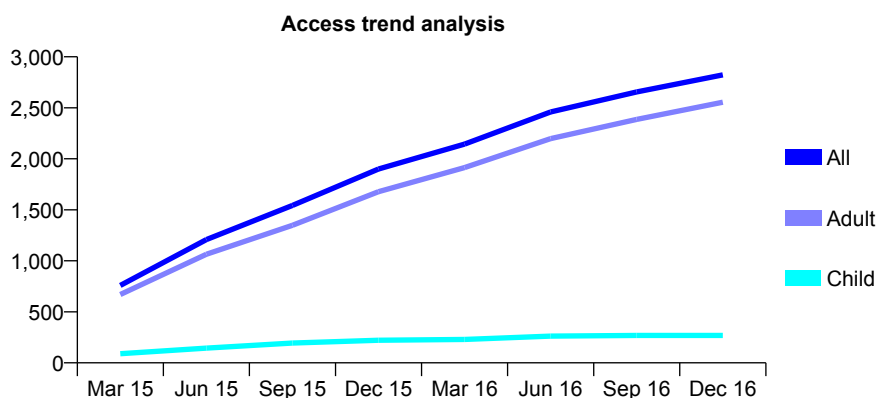
Q68 - Vital Signs At a Glance Contract Report for 171719/0001 - December 2016

Name or company name	Mr A Elamin
Contract type name	GDS Contract
Purpose of contract	General
Contract start date	01/12/2014
Contract end date	

16/17 Contracted general activity (UDA)	6,255
Carry forward general activity (UDA)	-49
16/17 Contracted orthodontic activity (UOA)	0
Carry forward orthodontic activity (UOA)	0
Baseline contract value	£164,571.69

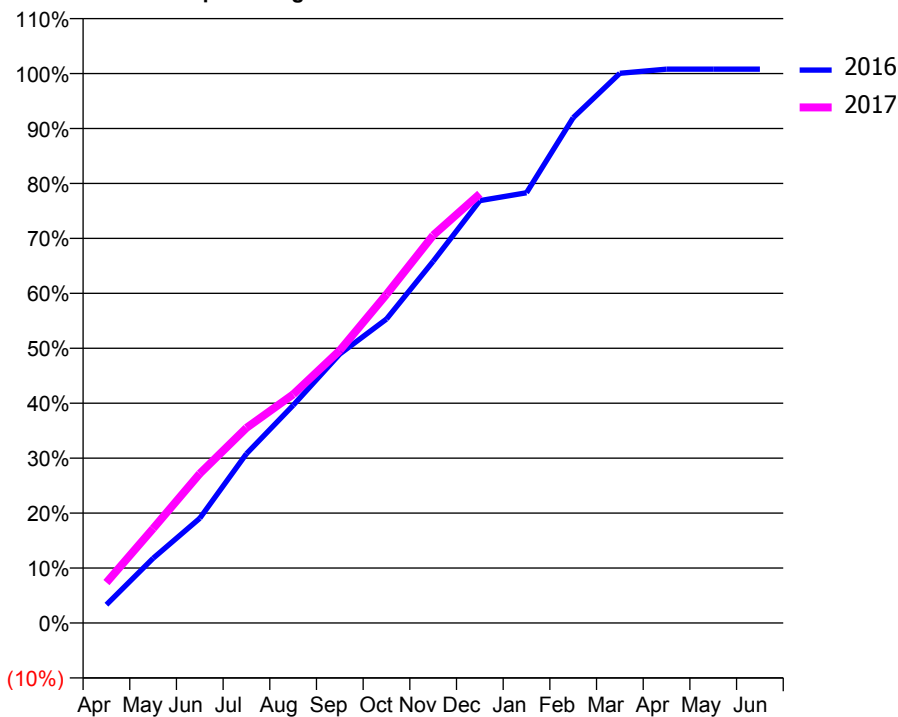
ACCESS*

Patients seen in 24 months	Total	Change since previous quarter
Quarter ending December 2015	1,900	
Quarter ending March 2016	2,144	↑
Quarter ending June 2016	2,460	↑
Quarter ending September 2016	2,655	↑
Quarter ending December 2016	2,823	↑
Variance since December 2015	48.6%	↑



ACTIVITY

Cumulative percentage of contracted UDA delivered 2016 & 2017



Month	Adjusted Scheduled Activity (UDA)	
	2016	2017
April	209	461
May	738	1,075
June	1,193	1,701
July	1,927	2,222
August	2,478	2,603
September	3,062	3,104
October	3,460	3,741
November	4,117	4,413
December	4,809	4,886
January	4,898	
February	5,753	
March	6,257	
April	6,304	
May	6,304	
June	6,304	

QUALITY

	Quantity	Base Number	Contract	AT	Region	England
% of FP17s for the same patient ID Re-attending within 3 months - Children	56	305	18.4%	9.9%	11.9%	12.4%
% of FP17s for the same patient ID Re-attending within 3 months - Adults	483	1,985	24.3%	15.8%	16.5%	16.6%
% of FP17s for the same patient ID Re-attending between 3 & 9 months - Children	85	305	27.9%	59.0%	60.2%	57.5%
% of FP17s for the same patient ID Re-attending between 3 & 9 months - Adults	309	1,985	15.6%	51.0%	52.0%	50.4%
% of FP17s for Band 1 Urgent Courses	555	2,262	24.5%	9.5%	9.5%	9.1%
% of FP17s Relating to Free Repair or Replacements	89	2,262	3.9%	0.6%	0.7%	0.8%
% of FP17s Relating to Continuations	7	2,262	0.3%	1.1%	1.2%	1.3%
% of Patients satisfied with the dentistry they have received	0	0	N/A	92.5%	92.9%	92.7%
% of Patients satisfied with the time they had to wait for an appointment	0	0	N/A	89.3%	88.8%	88.8%

* This is based on patients treated on this contract for their most recent course of treatment. Figures in italics indicate the base number of FP17s or Patient Questionnaire responses are less than 100. N/A is shown where the base number of responses is less than 10 during the period. % is calculated as Quantity/Base number*100

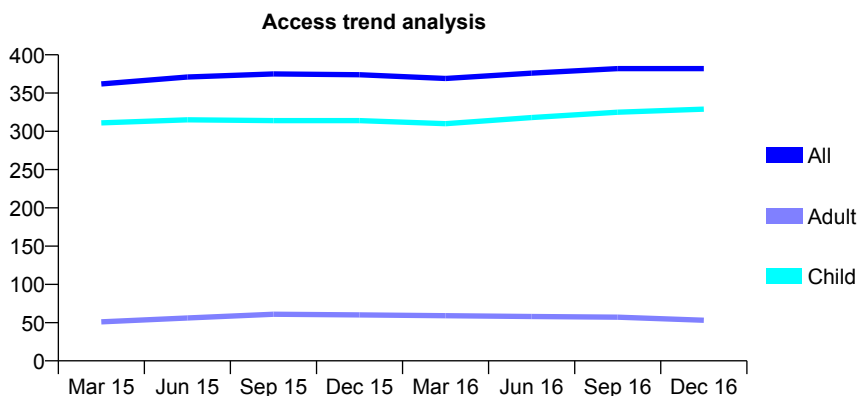
Q68 - Vital Signs At a Glance Contract Report for 171891/0001 - December 2016

Name or company name	Chertsey Dental Practice Ltd
Contract type name	GDS Contract
Purpose of contract	General
Contract start date	01/10/2012
Contract end date	

16/17 Contracted general activity (UDA)	800
Carry forward general activity (UDA)	0
16/17 Contracted orthodontic activity (UOA)	0
Carry forward orthodontic activity (UOA)	0
Baseline contract value	£19,991.49

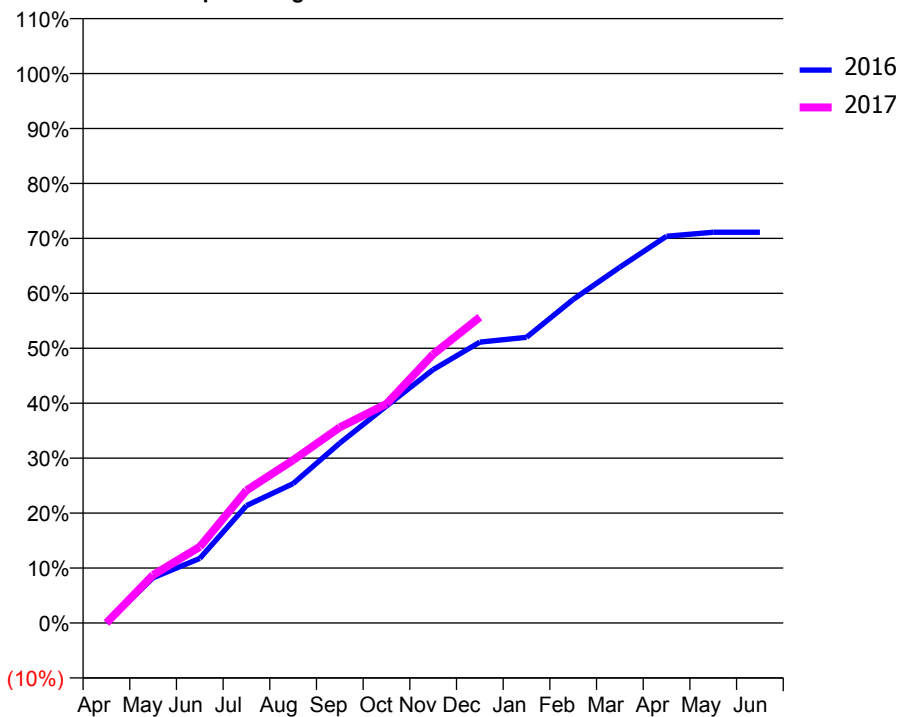
ACCESS*

Patients seen in 24 months	Total	Change since previous quarter
Quarter ending December 2015	374	
Quarter ending March 2016	369	↓
Quarter ending June 2016	376	→
Quarter ending September 2016	382	→
Quarter ending December 2016	382	→
Variance since December 2015	2.1%	↑



ACTIVITY

Cumulative percentage of contracted UDA delivered 2016 & 2017



Month	Adjusted Scheduled Activity (UDA)	
	2016	2017
April	0	0
May	66	70
June	94	111
July	171	193
August	203	237
September	262	285
October	316	319
November	369	391
December	409	445
January	416	
February	471	
March	518	
April	563	
May	569	
June	569	

QUALITY

	Quantity	Base Number	Contract	AT	Region	England
% of FP17s for the same patient ID Re-attending within 3 months - Children	20	407	4.9%	9.9%	11.9%	12.4%
% of FP17s for the same patient ID Re-attending within 3 months - Adults	0	2	0.0%	15.8%	16.5%	16.6%
% of FP17s for the same patient ID Re-attending between 3 & 9 months - Children	236	407	58.0%	59.0%	60.2%	57.5%
% of FP17s for the same patient ID Re-attending between 3 & 9 months - Adults	1	2	50.0%	51.0%	52.0%	50.4%
% of FP17s for Band 1 Urgent Courses	6	362	1.7%	9.5%	9.5%	9.1%
% of FP17s Relating to Free Repair or Replacements	0	362	0.0%	0.6%	0.7%	0.8%
% of FP17s Relating to Continuations	0	362	0.0%	1.1%	1.2%	1.3%
% of Patients satisfied with the dentistry they have received	0	0	N/A	92.5%	92.9%	92.7%
% of Patients satisfied with the time they had to wait for an appointment	0	0	N/A	89.3%	88.8%	88.8%

* This is based on patients treated on this contract for their most recent course of treatment. Figures in italics indicate the base number of FP17s or Patient Questionnaire responses are less than 100. N/A is shown where the base number of responses is less than 10 during the period. % is calculated as Quantity/Base number*100

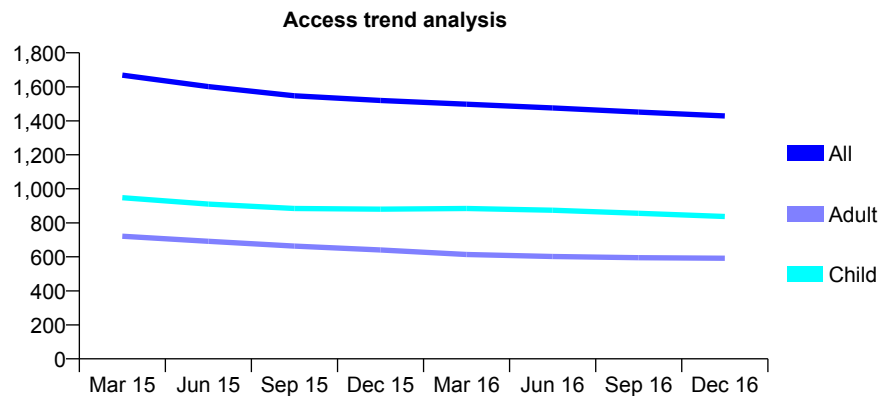
Q68 - Vital Signs At a Glance Contract Report for 171913/0001 - December 2016

Name or company name	Andrew J S Mussett Ltd
Contract type name	GDS Contract
Purpose of contract	General
Contract start date	01/11/2009
Contract end date	

16/17 Contracted general activity (UDA)	3,520
Carry forward general activity (UDA)	0
16/17 Contracted orthodontic activity (UOA)	0
Carry forward orthodontic activity (UOA)	0
Baseline contract value	£86,404.04

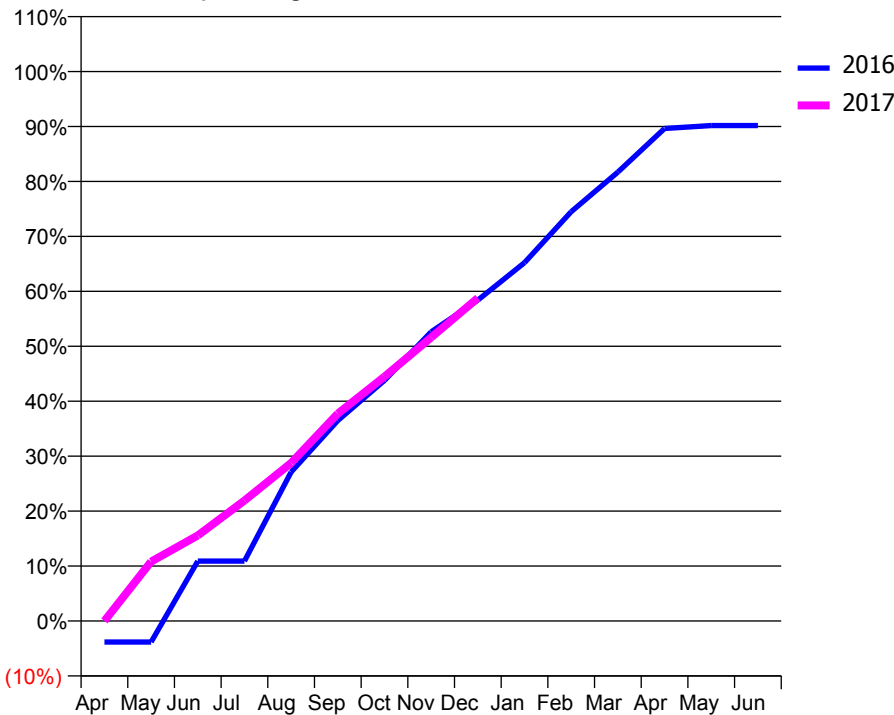
ACCESS*

Patients seen in 24 months	Total	Change since previous quarter
Quarter ending December 2015	1,520	
Quarter ending March 2016	1,498	↓
Quarter ending June 2016	1,476	↓
Quarter ending September 2016	1,451	↓
Quarter ending December 2016	1,429	↓
Variance since December 2015	(6.0%)	↓



ACTIVITY

Cumulative percentage of contracted UDA delivered 2016 & 2017



Month	Adjusted Scheduled Activity (UDA)	
	2016	2017
April	-135	0
May	-135	380
June	384	548
July	384	772
August	954	1,013
September	1,284	1,329
October	1,541	1,565
November	1,852	1,816
December	2,055	2,069
January	2,295	
February	2,622	
March	2,876	
April	3,155	
May	3,174	
June	3,174	

QUALITY

	Quantity	Base Number	Contract	AT	Region	England
% of FP17s for the same patient ID Re-attending within 3 months - Children	64	1,047	6.1%	9.9%	11.9%	12.4%
% of FP17s for the same patient ID Re-attending within 3 months - Adults	85	668	12.7%	15.8%	16.5%	16.6%
% of FP17s for the same patient ID Re-attending between 3 & 9 months - Children	693	1,047	66.2%	59.0%	60.2%	57.5%
% of FP17s for the same patient ID Re-attending between 3 & 9 months - Adults	458	668	68.6%	51.0%	52.0%	50.4%
% of FP17s for Band 1 Urgent Courses	46	1,504	3.1%	9.5%	9.5%	9.1%
% of FP17s Relating to Free Repair or Replacements	0	1,504	0.0%	0.6%	0.7%	0.8%
% of FP17s Relating to Continuations	0	1,504	0.0%	1.1%	1.2%	1.3%
% of Patients satisfied with the dentistry they have received	0	0	N/A	92.5%	92.9%	92.7%
% of Patients satisfied with the time they had to wait for an appointment	0	0	N/A	89.3%	88.8%	88.8%

* This is based on patients treated on this contract for their most recent course of treatment. Figures in italics indicate the base number of FP17s or Patient Questionnaire responses are less than 100. N/A is shown where the base number of responses is less than 10 during the period. % is calculated as Quantity/Base number*100

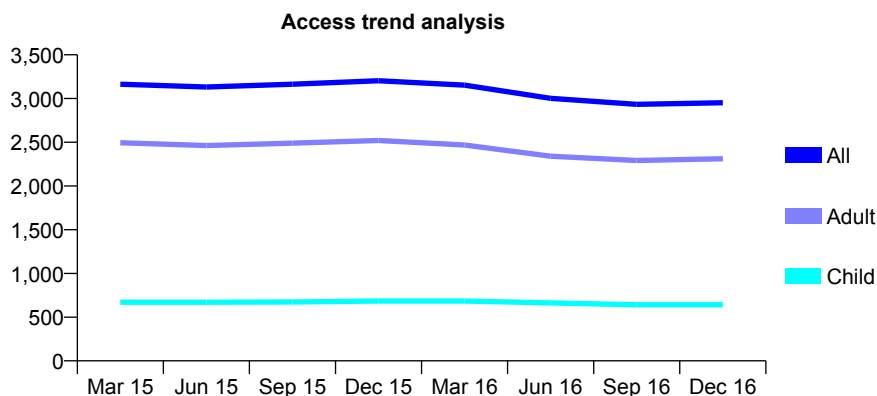
Q68 - Vital Signs At a Glance Contract Report for 175633/0001 - December 2016

Name or company name	Mr M Eyrumlu & Mr A Eyrumlu
Contract type name	GDS Contract
Purpose of contract	General
Contract start date	01/12/2010
Contract end date	

16/17 Contracted general activity (UDA)	12,150
Carry forward general activity (UDA)	343
16/17 Contracted orthodontic activity (UOA)	0
Carry forward orthodontic activity (UOA)	0
Baseline contract value	£291,929.38

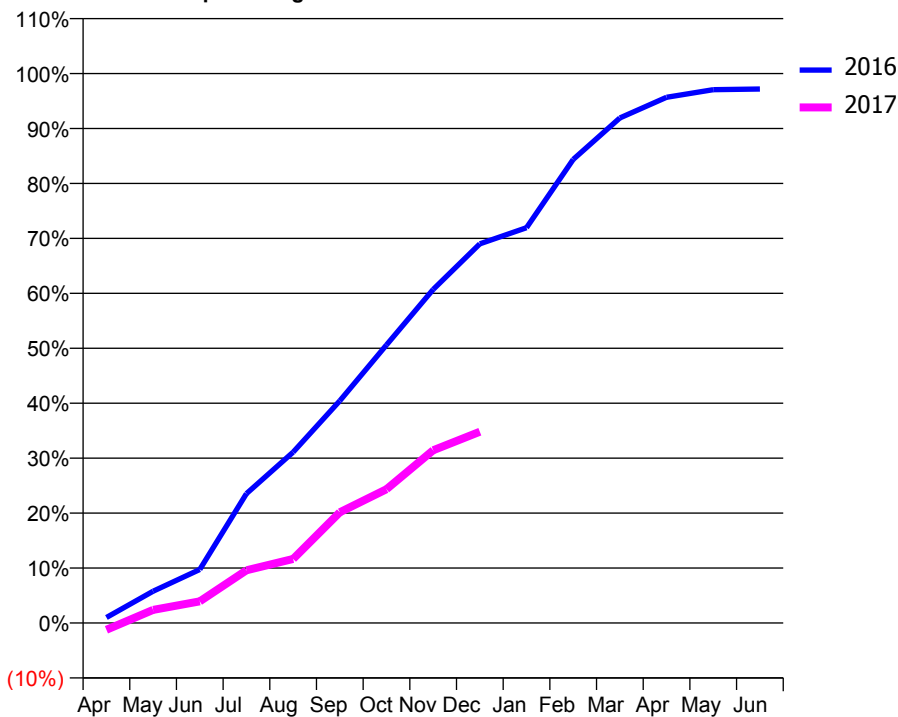
ACCESS*

Patients seen in 24 months	Total	Change since previous quarter
Quarter ending December 2015	3,204	
Quarter ending March 2016	3,153	↓
Quarter ending June 2016	3,002	↓
Quarter ending September 2016	2,933	↓
Quarter ending December 2016	2,952	→
Variance since December 2015	(7.9%)	↓



ACTIVITY

Cumulative percentage of contracted UDA delivered 2016 & 2017



Month	Adjusted Scheduled Activity (UDA)	
	2016	2017
April	122	-151
May	705	292
June	1,184	480
July	2,860	1,165
August	3,780	1,418
September	4,914	2,448
October	6,150	2,958
November	7,376	3,820
December	8,385	4,229
January	8,740	
February	10,251	
March	11,166	
April	11,624	
May	11,792	
June	11,807	

QUALITY

	Quantity	Base Number	Contract	AT	Region	England
% of FP17s for the same patient ID Re-attending within 3 months - Children	33	543	6.1%	9.9%	11.9%	12.4%
% of FP17s for the same patient ID Re-attending within 3 months - Adults	257	1,988	12.9%	15.8%	16.5%	16.6%
% of FP17s for the same patient ID Re-attending between 3 & 9 months - Children	292	543	53.8%	59.0%	60.2%	57.5%
% of FP17s for the same patient ID Re-attending between 3 & 9 months - Adults	1,027	1,988	51.7%	51.0%	52.0%	50.4%
% of FP17s for Band 1 Urgent Courses	193	2,343	8.2%	9.5%	9.5%	9.1%
% of FP17s Relating to Free Repair or Replacements	29	2,343	1.2%	0.6%	0.7%	0.8%
% of FP17s Relating to Continuations	26	2,343	1.1%	1.1%	1.2%	1.3%
% of Patients satisfied with the dentistry they have received	4	4	N/A	92.5%	92.9%	92.7%
% of Patients satisfied with the time they had to wait for an appointment	4	4	N/A	89.3%	88.8%	88.8%

* This is based on patients treated on this contract for their most recent course of treatment. Figures in italics indicate the base number of FP17s or Patient Questionnaire responses are less than 100. N/A is shown where the base number of responses is less than 10 during the period. % is calculated as Quantity/Base number*100

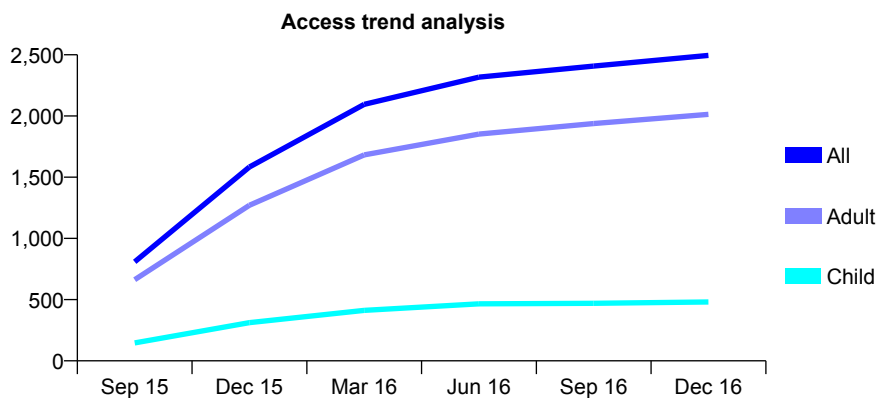
Q68 - Vital Signs At a Glance Contract Report for 176214/0001 - December 2016

Name or company name	Warrior Square Dental Practice Ltd
Contract type name	GDS Contract
Purpose of contract	General
Contract start date	01/07/2015
Contract end date	

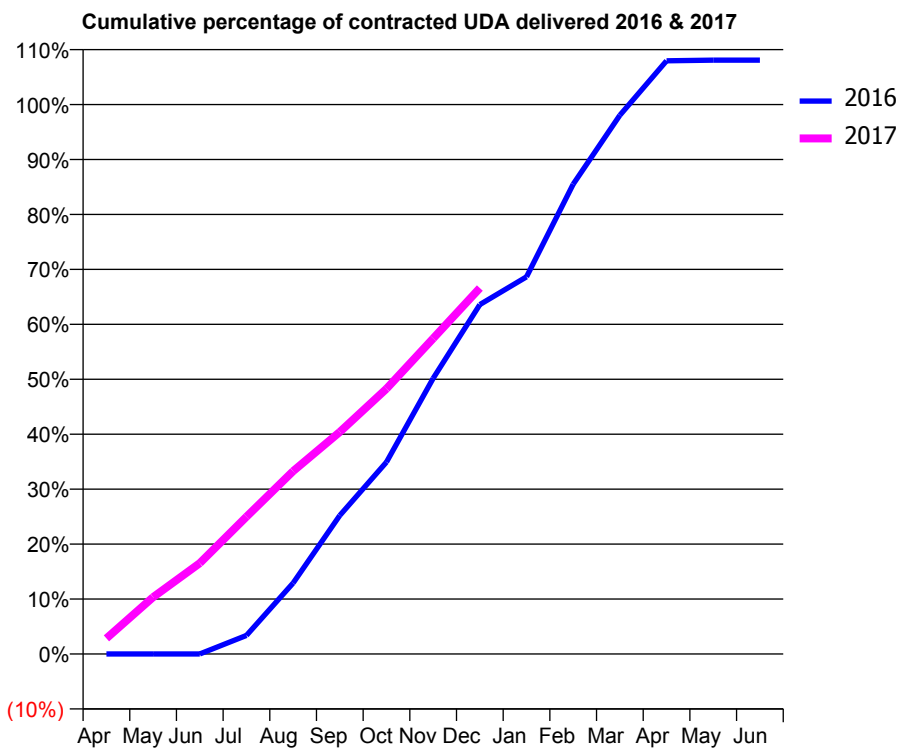
16/17 Contracted general activity (UDA)	7,000
Carry forward general activity (UDA)	51
16/17 Contracted orthodontic activity (UOA)	0
Carry forward orthodontic activity (UOA)	0
Baseline contract value	£171,383.97

ACCESS*

Patients seen in 24 months	Total	Change since previous quarter
Quarter ending December 2015	1,583	
Quarter ending March 2016	2,095	↑
Quarter ending June 2016	2,318	↑
Quarter ending September 2016	2,408	↑
Quarter ending December 2016	2,495	↑
Variance since December 2015	57.6%	↑



ACTIVITY



Month	Adjusted Scheduled Activity (UDA)	
	2016	2017
April	0	200
May	0	725
June	0	1,157
July	178	1,749
August	679	2,329
September	1,324	2,829
October	1,834	3,379
November	2,634	4,019
December	3,339	4,661
January	3,603	
February	4,490	
March	5,147	
April	5,668	
May	5,674	
June	5,674	

QUALITY

	Quantity	Base Number	Contract	AT	Region	England
% of FP17s for the same patient ID Re-attending within 3 months - Children	45	542	8.3%	9.9%	11.9%	12.4%
% of FP17s for the same patient ID Re-attending within 3 months - Adults	516	2,585	20.0%	15.8%	16.5%	16.6%
% of FP17s for the same patient ID Re-attending between 3 & 9 months - Children	195	542	36.0%	59.0%	60.2%	57.5%
% of FP17s for the same patient ID Re-attending between 3 & 9 months - Adults	1,293	2,585	50.0%	51.0%	52.0%	50.4%
% of FP17s for Band 1 Urgent Courses	245	2,549	9.6%	9.5%	9.5%	9.1%
% of FP17s Relating to Free Repair or Replacements	31	2,549	1.2%	0.6%	0.7%	0.8%
% of FP17s Relating to Continuations	21	2,549	0.8%	1.1%	1.2%	1.3%
% of Patients satisfied with the dentistry they have received	3	4	N/A	92.5%	92.9%	92.7%
% of Patients satisfied with the time they had to wait for an appointment	4	4	N/A	89.3%	88.8%	88.8%

* This is based on patients treated on this contract for their most recent course of treatment. Figures in italics indicate the base number of FP17s or Patient Questionnaire responses are less than 100. N/A is shown where the base number of responses is less than 10 during the period. % is calculated as Quantity/Base number*100

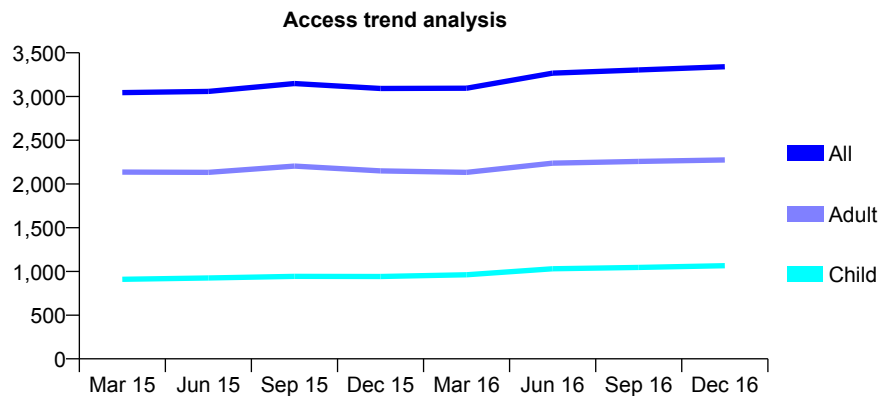
Q68 - Vital Signs At a Glance Contract Report for 176451/0001 - December 2016

Name or company name	Tilgate Dental Care Ltd
Contract type name	GDS Contract
Purpose of contract	General
Contract start date	01/11/2007
Contract end date	

16/17 Contracted general activity (UDA)	10,656
Carry forward general activity (UDA)	284
16/17 Contracted orthodontic activity (UOA)	0
Carry forward orthodontic activity (UOA)	0
Baseline contract value	£328,821.17

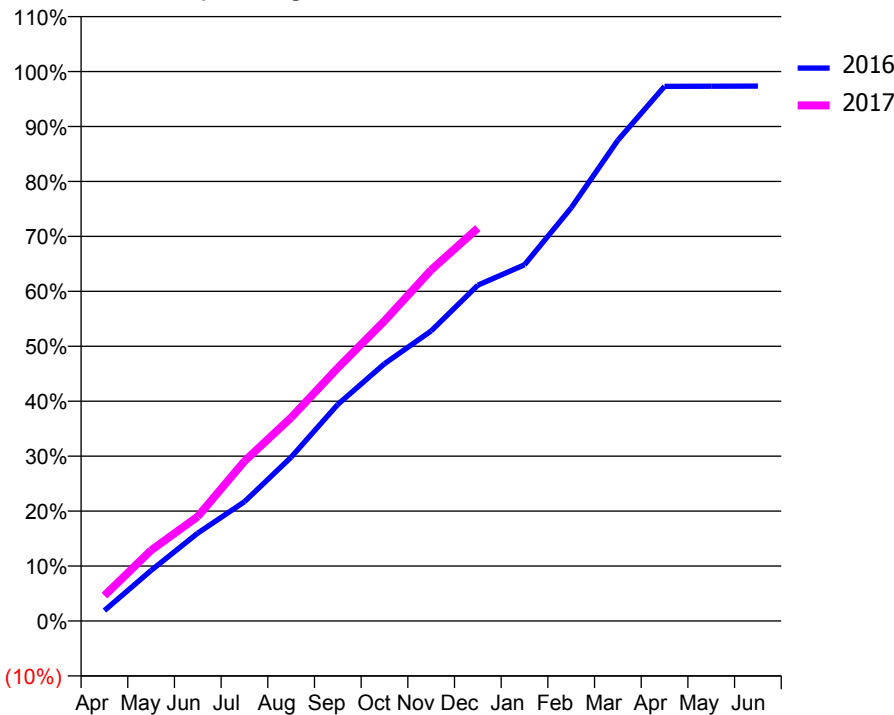
ACCESS*

Patients seen in 24 months	Total	Change since previous quarter
Quarter ending December 2015	3,092	
Quarter ending March 2016	3,095	→
Quarter ending June 2016	3,268	↑
Quarter ending September 2016	3,304	→
Quarter ending December 2016	3,340	→
Variance since December 2015	8.0%	↑



ACTIVITY

Cumulative percentage of contracted UDA delivered 2016 & 2017



Month	Adjusted Scheduled Activity (UDA)	
	2016	2017
April	204	492
May	981	1,373
June	1,706	2,027
July	2,312	3,099
August	3,178	3,946
September	4,200	4,910
October	4,988	5,820
November	5,626	6,807
December	6,513	7,619
January	6,907	
February	8,011	
March	9,324	
April	10,369	
May	10,371	
June	10,372	

QUALITY

	Quantity	Base Number	Contract	AT	Region	England
% of FP17s for the same patient ID Re-attending within 3 months - Children	70	1,279	5.5%	9.9%	11.9%	12.4%
% of FP17s for the same patient ID Re-attending within 3 months - Adults	271	2,375	11.4%	15.8%	16.5%	16.6%
% of FP17s for the same patient ID Re-attending between 3 & 9 months - Children	649	1,279	50.7%	59.0%	60.2%	57.5%
% of FP17s for the same patient ID Re-attending between 3 & 9 months - Adults	989	2,375	41.6%	51.0%	52.0%	50.4%
% of FP17s for Band 1 Urgent Courses	259	3,106	8.3%	9.5%	9.5%	9.1%
% of FP17s Relating to Free Repair or Replacements	42	3,106	1.4%	0.6%	0.7%	0.8%
% of FP17s Relating to Continuations	38	3,106	1.2%	1.1%	1.2%	1.3%
% of Patients satisfied with the dentistry they have received	3	4	N/A	92.5%	92.9%	92.7%
% of Patients satisfied with the time they had to wait for an appointment	4	4	N/A	89.3%	88.8%	88.8%

* This is based on patients treated on this contract for their most recent course of treatment. Figures in italics indicate the base number of FP17s or Patient Questionnaire responses are less than 100. N/A is shown where the base number of responses is less than 10 during the period. % is calculated as Quantity/Base number*100

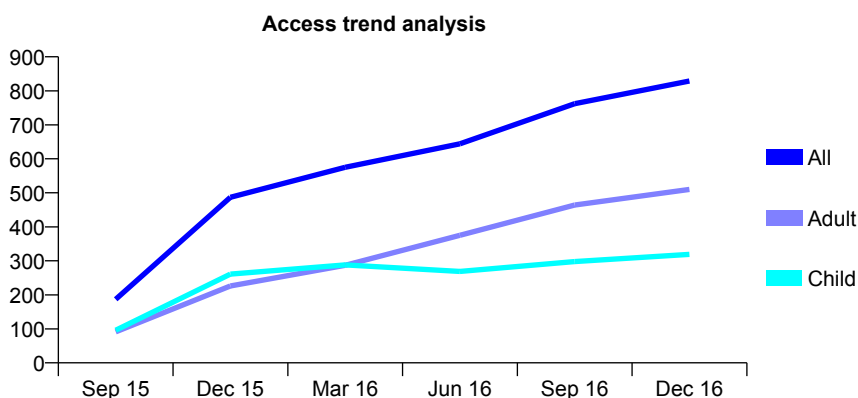
Q68 - Vital Signs At a Glance Contract Report for 177199/0001 - December 2016

Name or company name	Ms A Jawahar
Contract type name	GDS Contract
Purpose of contract	General
Contract start date	01/08/2015
Contract end date	

16/17 Contracted general activity (UDA)	2,200
Carry forward general activity (UDA)	-29
16/17 Contracted orthodontic activity (UOA)	0
Carry forward orthodontic activity (UOA)	0
Baseline contract value	£48,101.91

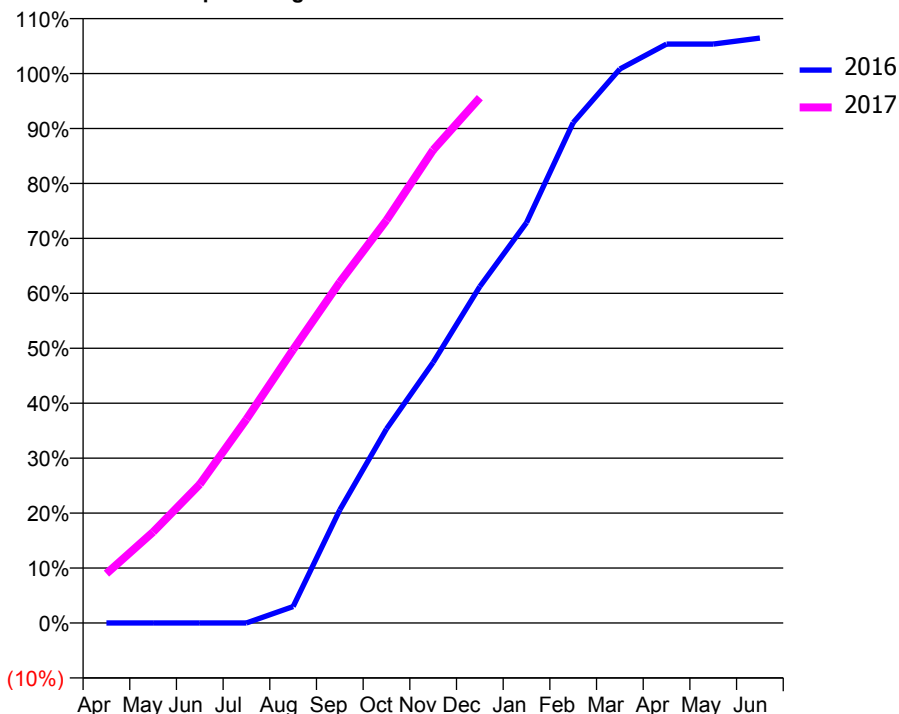
ACCESS*

Patients seen in 24 months	Total	Change since previous quarter
Quarter ending December 2015	487	
Quarter ending March 2016	575	↑
Quarter ending June 2016	644	↑
Quarter ending September 2016	762	↑
Quarter ending December 2016	829	↑
Variance since December 2015	70.2%	↑



ACTIVITY

Cumulative percentage of contracted UDA delivered 2016 & 2017



Month	Adjusted Scheduled Activity (UDA)	
	2016	2017
April	0	198
May	0	364
June	0	556
July	0	816
August	44	1,095
September	302	1,365
October	518	1,612
November	695	1,894
December	898	2,103
January	1,068	
February	1,335	
March	1,478	
April	1,544	
May	1,544	
June	1,560	

QUALITY

	Quantity	Base Number	Contract	AT	Region	England
% of FP17s for the same patient ID Re-attending within 3 months - Children	18	351	5.1%	9.9%	11.9%	12.4%
% of FP17s for the same patient ID Re-attending within 3 months - Adults	106	642	16.5%	15.8%	16.5%	16.6%
% of FP17s for the same patient ID Re-attending between 3 & 9 months - Children	138	351	39.3%	59.0%	60.2%	57.5%
% of FP17s for the same patient ID Re-attending between 3 & 9 months - Adults	200	642	31.2%	51.0%	52.0%	50.4%
% of FP17s for Band 1 Urgent Courses	107	970	11.0%	9.5%	9.5%	9.1%
% of FP17s Relating to Free Repair or Replacements	9	970	0.9%	0.6%	0.7%	0.8%
% of FP17s Relating to Continuations	4	970	0.4%	1.1%	1.2%	1.3%
% of Patients satisfied with the dentistry they have received	0	0	N/A	92.5%	92.9%	92.7%
% of Patients satisfied with the time they had to wait for an appointment	0	0	N/A	89.3%	88.8%	88.8%

* This is based on patients treated on this contract for their most recent course of treatment. Figures in italics indicate the base number of FP17s or Patient Questionnaire responses are less than 100. N/A is shown where the base number of responses is less than 10 during the period. % is calculated as Quantity/Base number*100

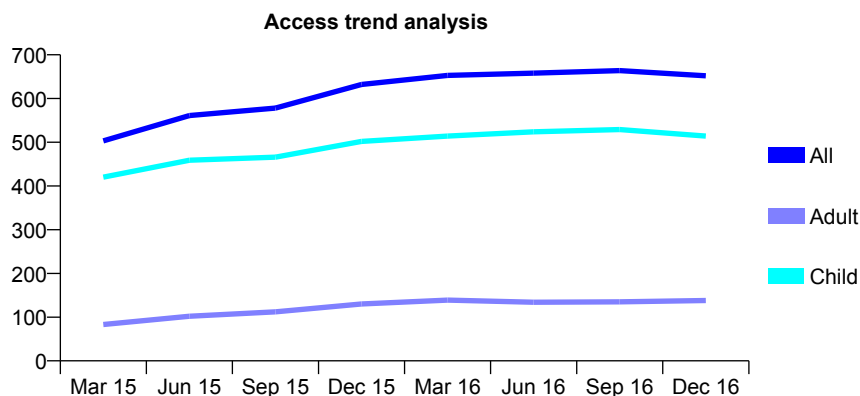
Q68 - Vital Signs At a Glance Contract Report for 177202/0001 - December 2016

Name or company name	Mr P Poole and Mr J Drewett
Contract type name	GDS Contract
Purpose of contract	General
Contract start date	01/04/2014
Contract end date	

16/17 Contracted general activity (UDA)	1,239
Carry forward general activity (UDA)	0
16/17 Contracted orthodontic activity (UOA)	0
Carry forward orthodontic activity (UOA)	0
Baseline contract value	£27,533.05

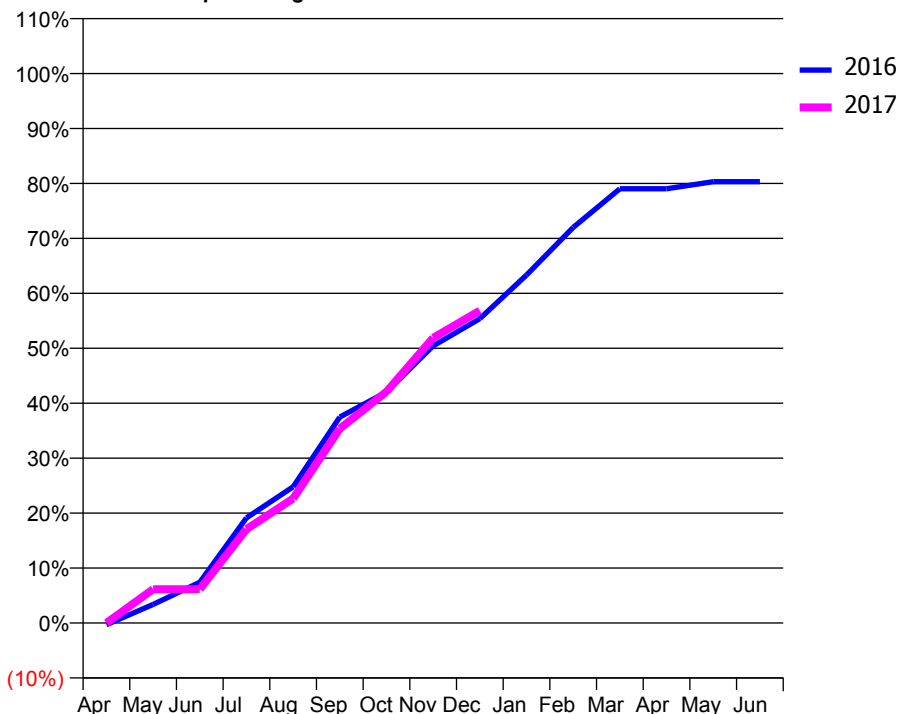
ACCESS*

Patients seen in 24 months	Total	Change since previous quarter
Quarter ending December 2015	632	
Quarter ending March 2016	653	↑
Quarter ending June 2016	658	→
Quarter ending September 2016	664	→
Quarter ending December 2016	652	↓
Variance since December 2015	3.2%	↑



ACTIVITY

Cumulative percentage of contracted UDA delivered 2016 & 2017



Month	Adjusted Scheduled Activity (UDA)	
	2016	2017
April	-4	0
May	42	76
June	92	76
July	237	212
August	307	281
September	464	438
October	521	522
November	625	643
December	686	704
January	785	
February	892	
March	979	
April	979	
May	995	
June	995	

QUALITY

	Quantity	Base Number	Contract	AT	Region	England
% of FP17s for the same patient ID Re-attending within 3 months - Children	15	477	3.1%	9.9%	11.9%	12.4%
% of FP17s for the same patient ID Re-attending within 3 months - Adults	1	70	1.4%	15.8%	16.5%	16.6%
% of FP17s for the same patient ID Re-attending between 3 & 9 months - Children	281	477	58.9%	59.0%	60.2%	57.5%
% of FP17s for the same patient ID Re-attending between 3 & 9 months - Adults	31	70	44.3%	51.0%	52.0%	50.4%
% of FP17s for Band 1 Urgent Courses	11	464	2.4%	9.5%	9.5%	9.1%
% of FP17s Relating to Free Repair or Replacements	0	464	0.0%	0.6%	0.7%	0.8%
% of FP17s Relating to Continuations	0	464	0.0%	1.1%	1.2%	1.3%
% of Patients satisfied with the dentistry they have received	0	0	N/A	92.5%	92.9%	92.7%
% of Patients satisfied with the time they had to wait for an appointment	0	0	N/A	89.3%	88.8%	88.8%

* This is based on patients treated on this contract for their most recent course of treatment. Figures in italics indicate the base number of FP17s or Patient Questionnaire responses are less than 100. N/A is shown where the base number of responses is less than 10 during the period. % is calculated as Quantity/Base number*100

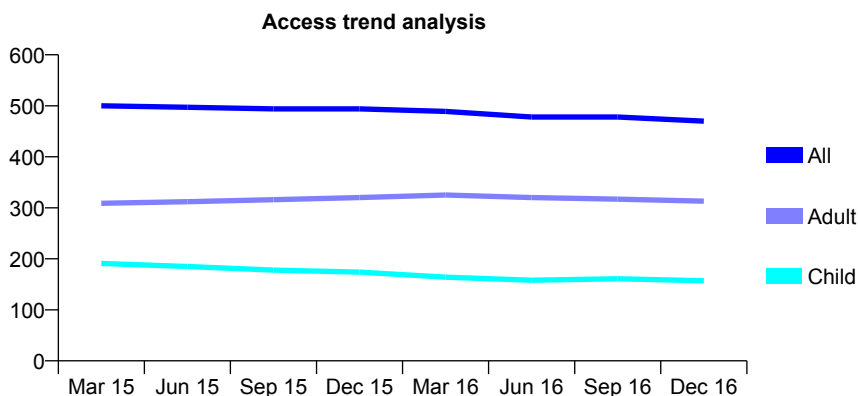
Q68 - Vital Signs At a Glance Contract Report for 178330/0001 - December 2016

Name or company name	Tangmere Dental Care Limited
Contract type name	GDS Contract
Purpose of contract	General
Contract start date	01/04/2011
Contract end date	

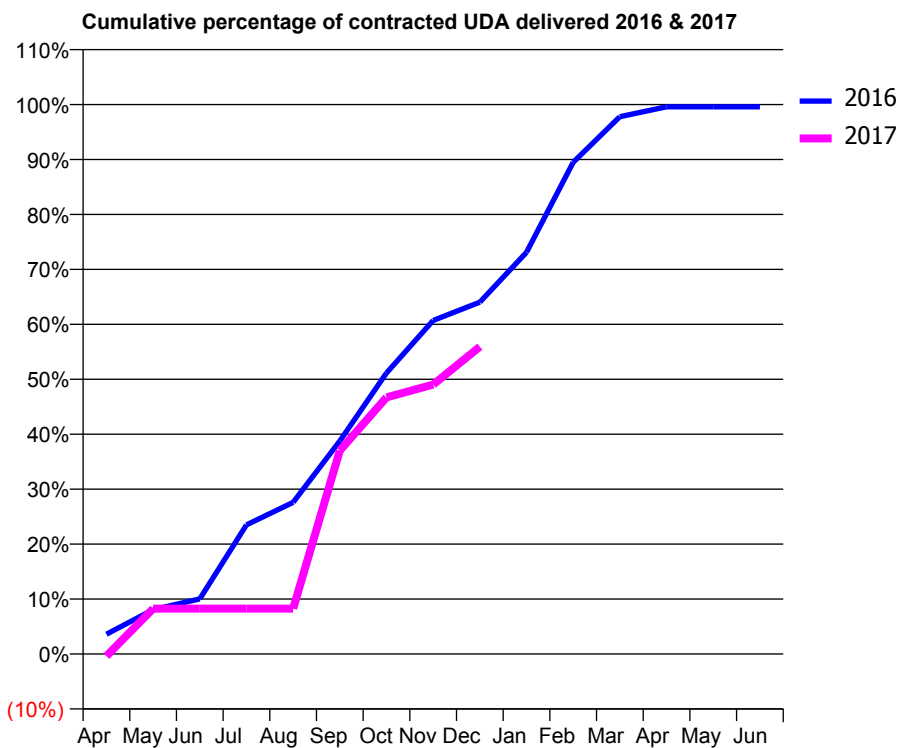
16/17 Contracted general activity (UDA)	1,960
Carry forward general activity (UDA)	8
16/17 Contracted orthodontic activity (UOA)	0
Carry forward orthodontic activity (UOA)	0
Baseline contract value	£52,716.25

ACCESS*

Patients seen in 24 months	Total	Change since previous quarter
Quarter ending December 2015	494	
Quarter ending March 2016	489	↓
Quarter ending June 2016	478	↓
Quarter ending September 2016	478	→
Quarter ending December 2016	470	↓
Variance since December 2015	(4.9%)	↓



ACTIVITY



Month	Adjusted Scheduled Activity (UDA)	
	2016	2017
April	71	-8
May	158	162
June	197	162
July	461	162
August	541	162
September	760	726
October	1,002	915
November	1,190	961
December	1,255	1,096
January	1,433	
February	1,754	
March	1,917	
April	1,952	
May	1,952	
June	1,952	

QUALITY

	Quantity	Base Number	Contract	AT	Region	England
% of FP17s for the same patient ID Re-attending within 3 months - Children	23	191	12.0%	9.9%	11.9%	12.4%
% of FP17s for the same patient ID Re-attending within 3 months - Adults	38	290	13.1%	15.8%	16.5%	16.6%
% of FP17s for the same patient ID Re-attending between 3 & 9 months - Children	127	191	66.5%	59.0%	60.2%	57.5%
% of FP17s for the same patient ID Re-attending between 3 & 9 months - Adults	189	290	65.2%	51.0%	52.0%	50.4%
% of FP17s for Band 1 Urgent Courses	25	474	5.3%	9.5%	9.5%	9.1%
% of FP17s Relating to Free Repair or Replacements	0	474	0.0%	0.6%	0.7%	0.8%
% of FP17s Relating to Continuations	4	474	0.8%	1.1%	1.2%	1.3%
% of Patients satisfied with the dentistry they have received	2	2	N/A	92.5%	92.9%	92.7%
% of Patients satisfied with the time they had to wait for an appointment	2	2	N/A	89.3%	88.8%	88.8%

* This is based on patients treated on this contract for their most recent course of treatment. Figures in italics indicate the base number of FP17s or Patient Questionnaire responses are less than 100. N/A is shown where the base number of responses is less than 10 during the period. % is calculated as Quantity/Base number*100

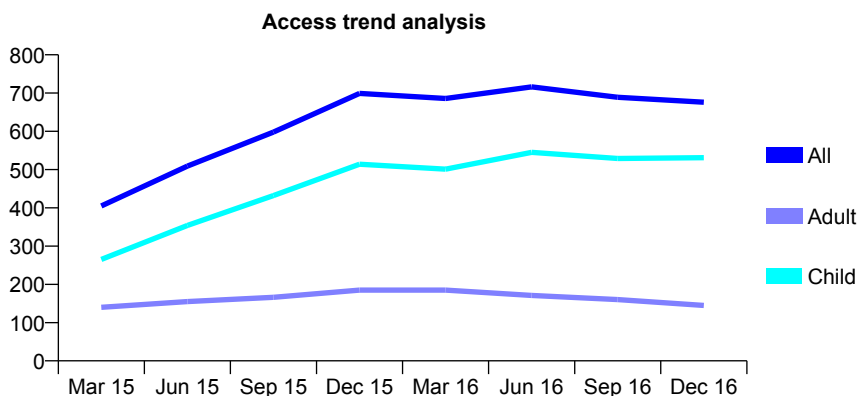
Q68 - Vital Signs At a Glance Contract Report for 178462/0002 - December 2016

Name or company name	IQ Orthodontics Ltd
Contract type name	GDS Contract
Purpose of contract	General
Contract start date	01/04/2014
Contract end date	

16/17 Contracted general activity (UDA)	1,000
Carry forward general activity (UDA)	-20
16/17 Contracted orthodontic activity (UOA)	0
Carry forward orthodontic activity (UOA)	0
Baseline contract value	£22,221.98

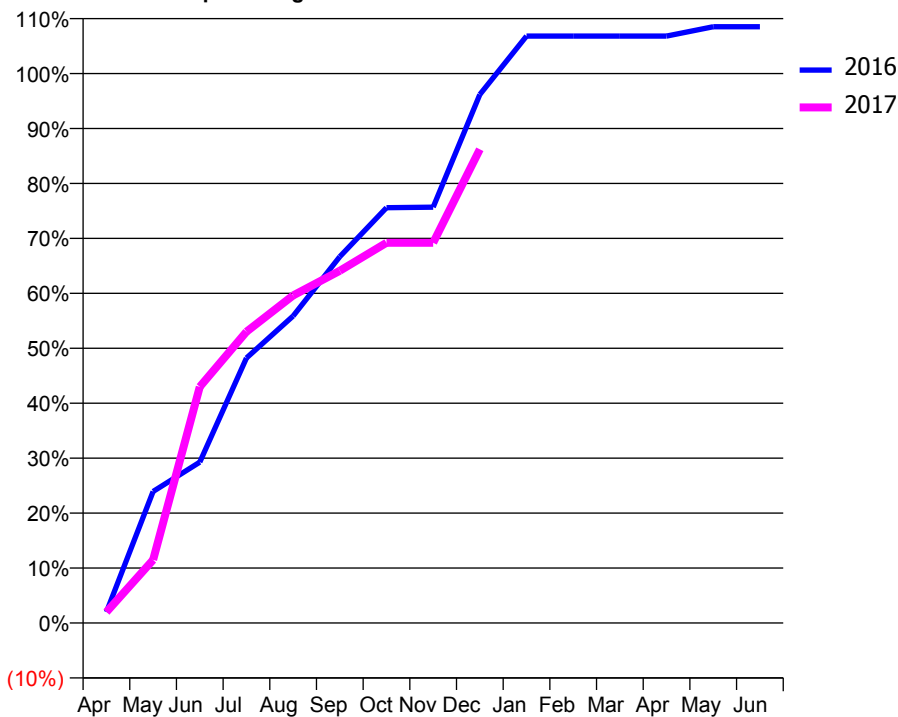
ACCESS*

Patients seen in 24 months	Total	Change since previous quarter
Quarter ending December 2015	699	
Quarter ending March 2016	686	↓
Quarter ending June 2016	716	↑
Quarter ending September 2016	689	↓
Quarter ending December 2016	676	↓
Variance since December 2015	(3.3%)	↓



ACTIVITY

Cumulative percentage of contracted UDA delivered 2016 & 2017



Month	Adjusted Scheduled Activity (UDA)	
	2016	2017
April	20	20
May	239	115
June	293	430
July	482	530
August	559	596
September	667	641
October	756	692
November	757	692
December	962	862
January	1,068	
February	1,068	
March	1,068	
April	1,068	
May	1,085	
June	1,085	

QUALITY

	Quantity	Base Number	Contract	AT	Region	England
% of FP17s for the same patient ID Re-attending within 3 months - Children	21	584	3.6%	9.9%	11.9%	12.4%
% of FP17s for the same patient ID Re-attending within 3 months - Adults	3	68	4.4%	15.8%	16.5%	16.6%
% of FP17s for the same patient ID Re-attending between 3 & 9 months - Children	334	584	57.2%	59.0%	60.2%	57.5%
% of FP17s for the same patient ID Re-attending between 3 & 9 months - Adults	38	68	55.9%	51.0%	52.0%	50.4%
% of FP17s for Band 1 Urgent Courses	0	638	0.0%	9.5%	9.5%	9.1%
% of FP17s Relating to Free Repair or Replacements	0	638	0.0%	0.6%	0.7%	0.8%
% of FP17s Relating to Continuations	0	638	0.0%	1.1%	1.2%	1.3%
% of Patients satisfied with the dentistry they have received	1	1	N/A	92.5%	92.9%	92.7%
% of Patients satisfied with the time they had to wait for an appointment	0	1	N/A	89.3%	88.8%	88.8%

* This is based on patients treated on this contract for their most recent course of treatment. Figures in italics indicate the base number of FP17s or Patient Questionnaire responses are less than 100. N/A is shown where the base number of responses is less than 10 during the period. % is calculated as Quantity/Base number*100

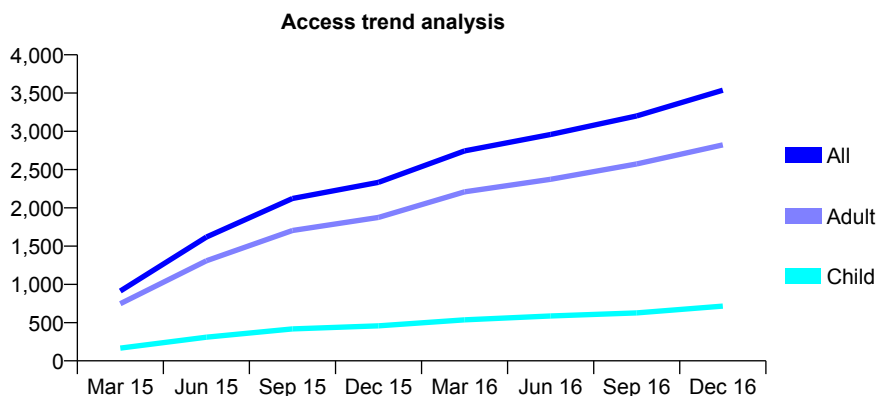
Q68 - Vital Signs At a Glance Contract Report for 178934/0001 - December 2016

Name or company name	Newholme Dental Practice
Contract type name	GDS Contract
Purpose of contract	General
Contract start date	01/01/2015
Contract end date	

16/17 Contracted general activity (UDA)	13,635
Carry forward general activity (UDA)	303
16/17 Contracted orthodontic activity (UOA)	0
Carry forward orthodontic activity (UOA)	0
Baseline contract value	£312,694.75

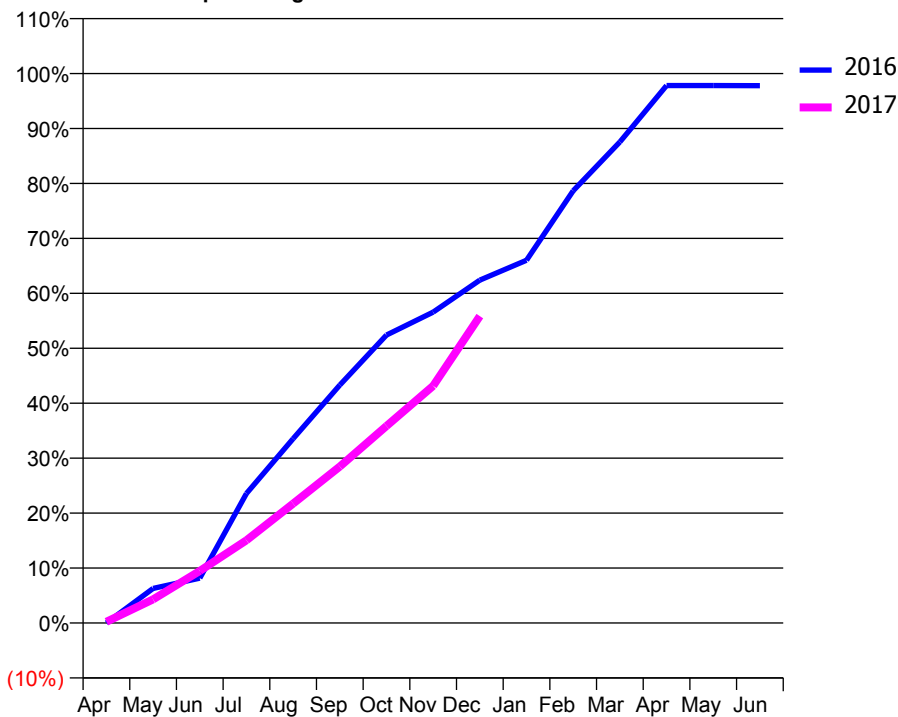
ACCESS*

Patients seen in 24 months	Total	Change since previous quarter
Quarter ending December 2015	2,333	
Quarter ending March 2016	2,745	↑
Quarter ending June 2016	2,959	↑
Quarter ending September 2016	3,200	↑
Quarter ending December 2016	3,538	↑
Variance since December 2015	51.7%	↑



ACTIVITY

Cumulative percentage of contracted UDA delivered 2016 & 2017



Month	Adjusted Scheduled Activity (UDA)	
	2016	2017
April	0	30
May	859	586
June	1,114	1,291
July	3,215	2,052
August	4,575	2,962
September	5,906	3,883
October	7,145	4,887
November	7,713	5,885
December	8,507	7,615
January	9,001	
February	10,726	
March	11,937	
April	13,335	
May	13,335	
June	13,332	

QUALITY

	Quantity	Base Number	Contract	AT	Region	England
% of FP17s for the same patient ID Re-attending within 3 months - Children	37	707	5.2%	9.9%	11.9%	12.4%
% of FP17s for the same patient ID Re-attending within 3 months - Adults	337	2,779	12.1%	15.8%	16.5%	16.6%
% of FP17s for the same patient ID Re-attending between 3 & 9 months - Children	359	707	50.8%	59.0%	60.2%	57.5%
% of FP17s for the same patient ID Re-attending between 3 & 9 months - Adults	1,362	2,779	49.0%	51.0%	52.0%	50.4%
% of FP17s for Band 1 Urgent Courses	193	3,091	6.2%	9.5%	9.5%	9.1%
% of FP17s Relating to Free Repair or Replacements	17	3,091	0.5%	0.6%	0.7%	0.8%
% of FP17s Relating to Continuations	26	3,091	0.8%	1.1%	1.2%	1.3%
% of Patients satisfied with the dentistry they have received	5	5	N/A	92.5%	92.9%	92.7%
% of Patients satisfied with the time they had to wait for an appointment	5	5	N/A	89.3%	88.8%	88.8%

* This is based on patients treated on this contract for their most recent course of treatment. Figures in italics indicate the base number of FP17s or Patient Questionnaire responses are less than 100. N/A is shown where the base number of responses is less than 10 during the period. % is calculated as Quantity/Base number*100

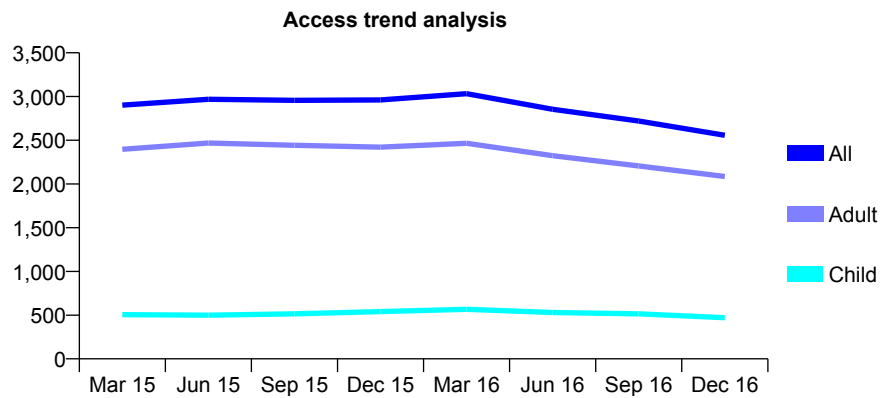
Q68 - Vital Signs At a Glance Contract Report for 179434/0001 - December 2016

Name or company name	Mr M Eyrumlu & Mr A Eyrumlu
Contract type name	GDS Contract
Purpose of contract	General
Contract start date	01/11/2010
Contract end date	

16/17 Contracted general activity (UDA)	11,052
Carry forward general activity (UDA)	201
16/17 Contracted orthodontic activity (UOA)	0
Carry forward orthodontic activity (UOA)	0
Baseline contract value	£264,684.67

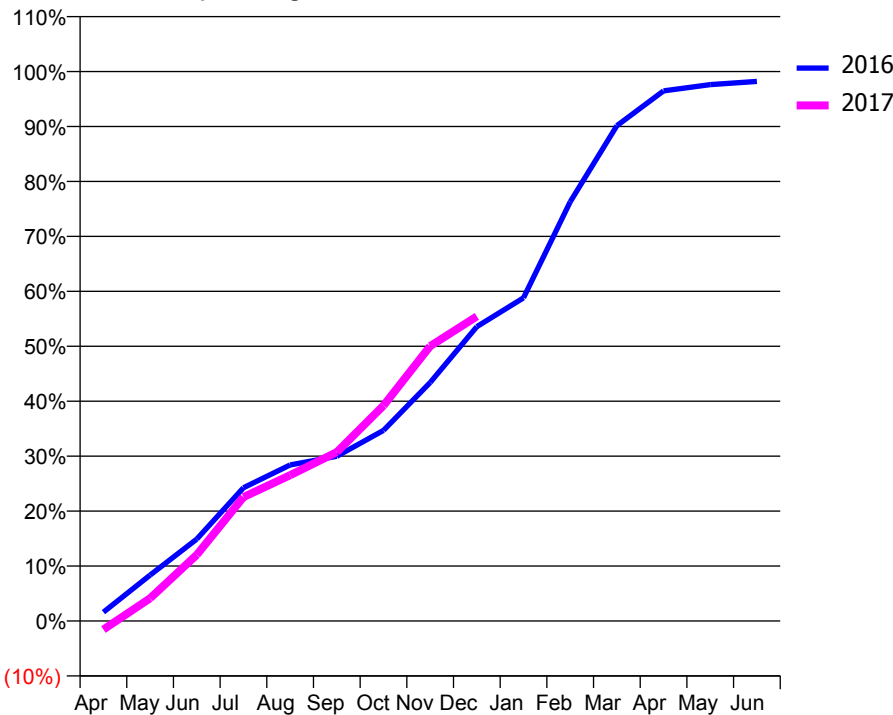
ACCESS*

Patients seen in 24 months	Total	Change since previous quarter
Quarter ending December 2015	2,961	
Quarter ending March 2016	3,032	↑
Quarter ending June 2016	2,854	↓
Quarter ending September 2016	2,720	↓
Quarter ending December 2016	2,556	↓
Variance since December 2015	(13.7%)	↓



ACTIVITY

Cumulative percentage of contracted UDA delivered 2016 & 2017



Month	Adjusted Scheduled Activity (UDA)	
	2016	2017
April	179	-174
May	924	458
June	1,648	1,331
July	2,681	2,494
August	3,139	2,933
September	3,312	3,397
October	3,833	4,332
November	4,797	5,530
December	5,920	6,127
January	6,499	
February	8,431	
March	9,961	
April	10,662	
May	10,787	
June	10,851	

QUALITY

	Quantity	Base Number	Contract	AT	Region	England
% of FP17s for the same patient ID Re-attending within 3 months - Children	21	296	7.1%	9.9%	11.9%	12.4%
% of FP17s for the same patient ID Re-attending within 3 months - Adults	210	1,318	15.9%	15.8%	16.5%	16.6%
% of FP17s for the same patient ID Re-attending between 3 & 9 months - Children	127	296	42.9%	59.0%	60.2%	57.5%
% of FP17s for the same patient ID Re-attending between 3 & 9 months - Adults	512	1,318	38.8%	51.0%	52.0%	50.4%
% of FP17s for Band 1 Urgent Courses	100	1,432	7.0%	9.5%	9.5%	9.1%
% of FP17s Relating to Free Repair or Replacements	2	1,432	0.1%	0.6%	0.7%	0.8%
% of FP17s Relating to Continuations	50	1,432	3.5%	1.1%	1.2%	1.3%
% of Patients satisfied with the dentistry they have received	4	7	N/A	92.5%	92.9%	92.7%
% of Patients satisfied with the time they had to wait for an appointment	3	7	N/A	89.3%	88.8%	88.8%

* This is based on patients treated on this contract for their most recent course of treatment. Figures in italics indicate the base number of FP17s or Patient Questionnaire responses are less than 100. N/A is shown where the base number of responses is less than 10 during the period. % is calculated as Quantity/Base number*100

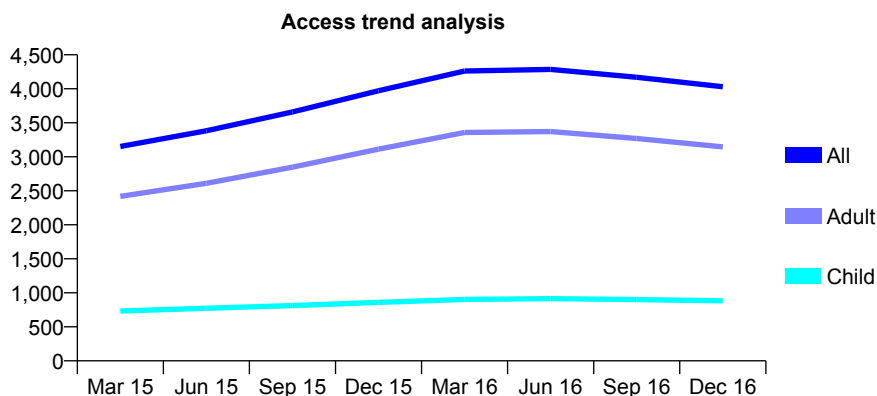
Q68 - Vital Signs At a Glance Contract Report for 179434/0002 - December 2016

Name or company name	Mr M Eyrumlu & Mr A Eyrumlu
Contract type name	GDS Contract
Purpose of contract	General
Contract start date	10/05/2014
Contract end date	

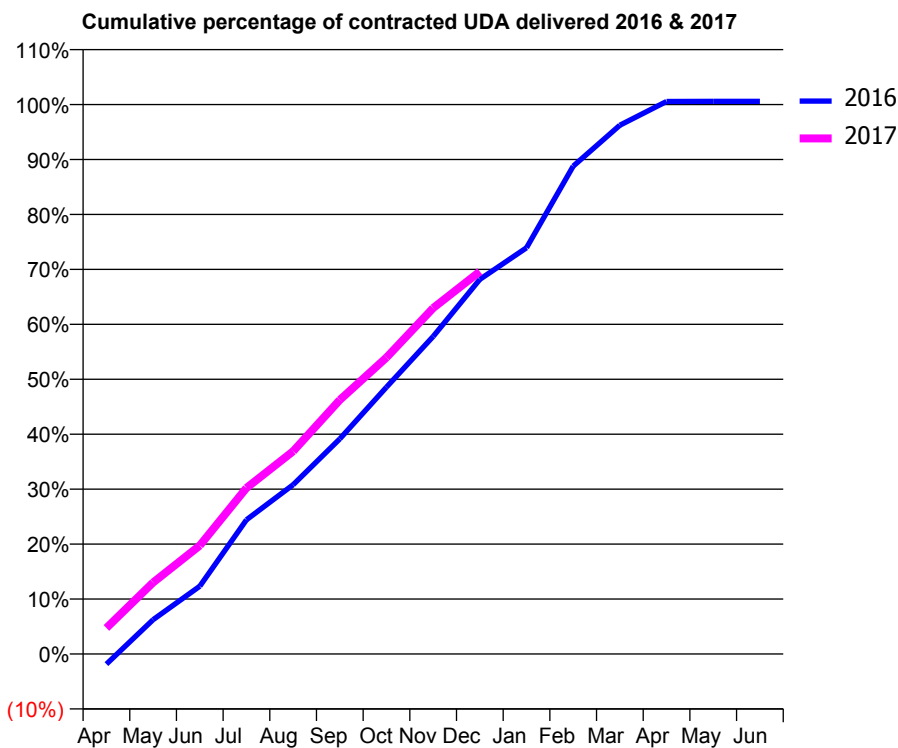
16/17 Contracted general activity (UDA)	14,350
Carry forward general activity (UDA)	-83
16/17 Contracted orthodontic activity (UOA)	0
Carry forward orthodontic activity (UOA)	0
Baseline contract value	£363,406.99

ACCESS*

Patients seen in 24 months	Total	Change since previous quarter
Quarter ending December 2015	3,972	
Quarter ending March 2016	4,261	↑
Quarter ending June 2016	4,285	→
Quarter ending September 2016	4,169	↓
Quarter ending December 2016	4,030	↓
Variance since December 2015	1.5%	→



ACTIVITY



Month	Adjusted Scheduled Activity (UDA)	
	2016	2017
April	-266	679
May	896	1,870
June	1,770	2,832
July	3,503	4,338
August	4,419	5,295
September	5,618	6,636
October	6,968	7,743
November	8,294	9,035
December	9,782	9,990
January	10,610	
February	12,739	
March	13,810	
April	14,430	
May	14,432	
June	14,433	

QUALITY

	Quantity	Base Number	Contract	AT	Region	England
% of FP17s for the same patient ID Re-attending within 3 months - Children	70	1,001	7.0%	9.9%	11.9%	12.4%
% of FP17s for the same patient ID Re-attending within 3 months - Adults	491	3,214	15.3%	15.8%	16.5%	16.6%
% of FP17s for the same patient ID Re-attending between 3 & 9 months - Children	652	1,001	65.1%	59.0%	60.2%	57.5%
% of FP17s for the same patient ID Re-attending between 3 & 9 months - Adults	1,875	3,214	58.3%	51.0%	52.0%	50.4%
% of FP17s for Band 1 Urgent Courses	364	3,957	9.2%	9.5%	9.5%	9.1%
% of FP17s Relating to Free Repair or Replacements	18	3,957	0.5%	0.6%	0.7%	0.8%
% of FP17s Relating to Continuations	61	3,957	1.5%	1.1%	1.2%	1.3%
% of Patients satisfied with the dentistry they have received	10	10	100.0%	92.5%	92.9%	92.7%
% of Patients satisfied with the time they had to wait for an appointment	10	10	100.0%	89.3%	88.8%	88.8%

* This is based on patients treated on this contract for their most recent course of treatment. Figures in italics indicate the base number of FP17s or Patient Questionnaire responses are less than 100. N/A is shown where the base number of responses is less than 10 during the period. % is calculated as Quantity/Base number*100

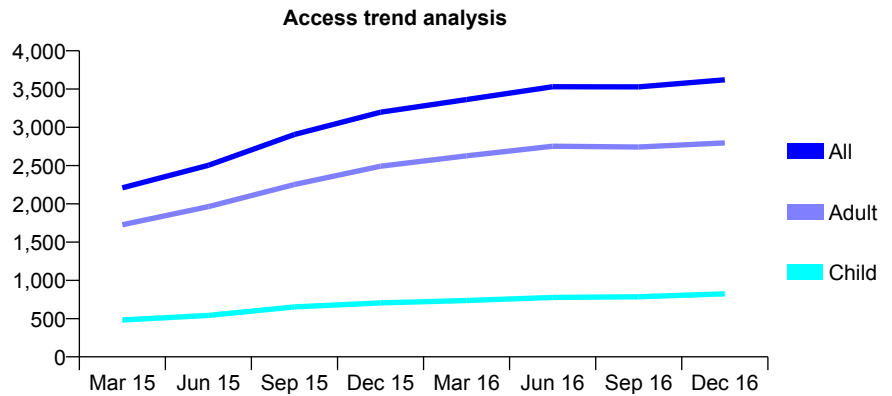
Q68 - Vital Signs At a Glance Contract Report for 179434/0003 - December 2016

Name or company name	Mr M Eyrumlu & Mr A Eyrumlu
Contract type name	GDS Contract
Purpose of contract	General
Contract start date	01/06/2014
Contract end date	

16/17 Contracted general activity (UDA)	17,500
Carry forward general activity (UDA)	0
16/17 Contracted orthodontic activity (UOA)	0
Carry forward orthodontic activity (UOA)	0
Baseline contract value	£464,422.67

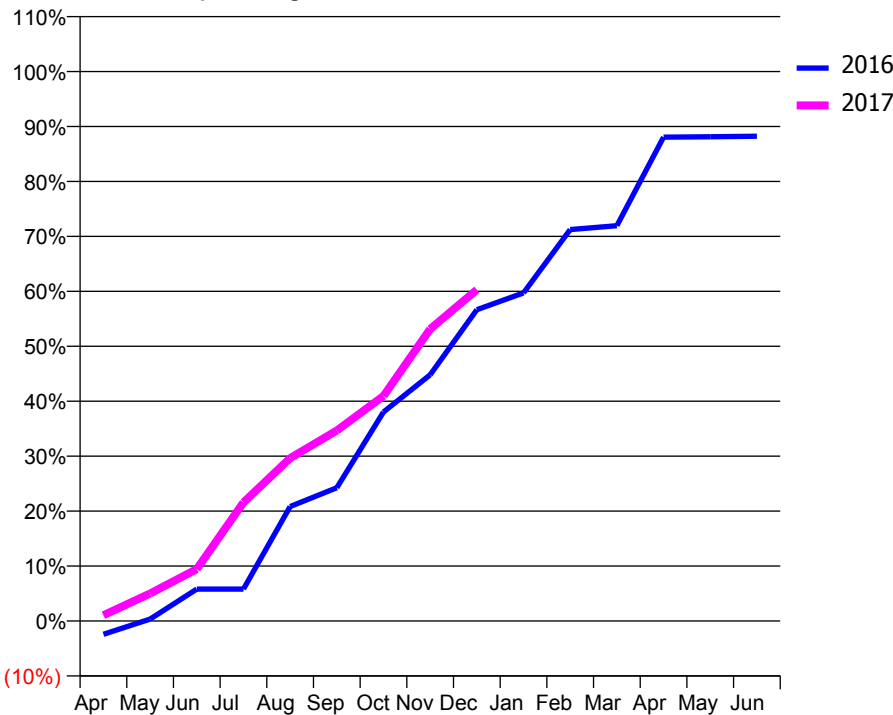
ACCESS*

Patients seen in 24 months	Total	Change since previous quarter
Quarter ending December 2015	3,197	
Quarter ending March 2016	3,363	↑
Quarter ending June 2016	3,530	↑
Quarter ending September 2016	3,528	→
Quarter ending December 2016	3,621	↑
Variance since December 2015	13.3%	↑



ACTIVITY

Cumulative percentage of contracted UDA delivered 2016 & 2017



Month	Adjusted Scheduled Activity (UDA)	
	2016	2017
April	-425	185
May	60	875
June	1,017	1,653
July	1,017	3,776
August	3,648	5,189
September	4,246	6,066
October	6,655	7,168
November	7,841	9,300
December	9,916	10,550
January	10,450	
February	12,467	
March	12,589	
April	15,408	
May	15,420	
June	15,438	

QUALITY

	Quantity	Base Number	Contract	AT	Region	England
% of FP17s for the same patient ID Re-attending within 3 months - Children	62	905	6.9%	9.9%	11.9%	12.4%
% of FP17s for the same patient ID Re-attending within 3 months - Adults	418	3,097	13.5%	15.8%	16.5%	16.6%
% of FP17s for the same patient ID Re-attending between 3 & 9 months - Children	453	905	50.1%	59.0%	60.2%	57.5%
% of FP17s for the same patient ID Re-attending between 3 & 9 months - Adults	1,631	3,097	52.7%	51.0%	52.0%	50.4%
% of FP17s for Band 1 Urgent Courses	218	3,282	6.6%	9.5%	9.5%	9.1%
% of FP17s Relating to Free Repair or Replacements	79	3,282	2.4%	0.6%	0.7%	0.8%
% of FP17s Relating to Continuations	79	3,282	2.4%	1.1%	1.2%	1.3%
% of Patients satisfied with the dentistry they have received	5	5	N/A	92.5%	92.9%	92.7%
% of Patients satisfied with the time they had to wait for an appointment	4	5	N/A	89.3%	88.8%	88.8%

* This is based on patients treated on this contract for their most recent course of treatment. Figures in italics indicate the base number of FP17s or Patient Questionnaire responses are less than 100. N/A is shown where the base number of responses is less than 10 during the period. % is calculated as Quantity/Base number*100

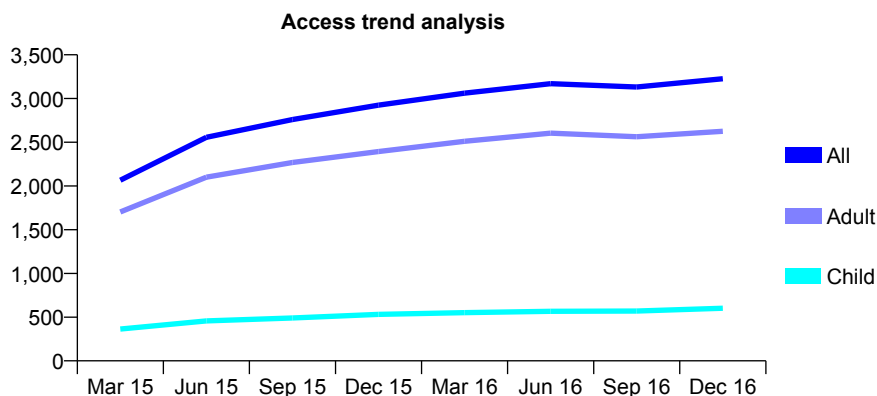
Q68 - Vital Signs At a Glance Contract Report for 179434/0004 - December 2016

Name or company name	Mr M Eyrumlu & Mr A Eyrumlu
Contract type name	GDS Contract
Purpose of contract	General
Contract start date	01/06/2014
Contract end date	

16/17 Contracted general activity (UDA)	13,369
Carry forward general activity (UDA)	0
16/17 Contracted orthodontic activity (UOA)	0
Carry forward orthodontic activity (UOA)	0
Baseline contract value	£329,490.09

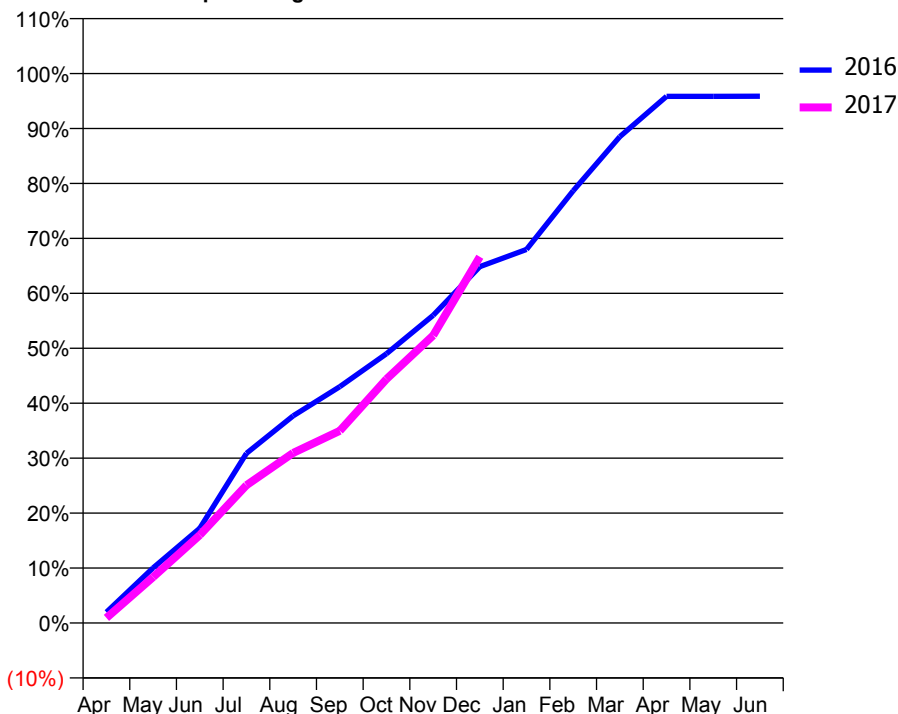
ACCESS*

Patients seen in 24 months	Total	Change since previous quarter
Quarter ending December 2015	2,925	
Quarter ending March 2016	3,062	↑
Quarter ending June 2016	3,170	↑
Quarter ending September 2016	3,132	↓
Quarter ending December 2016	3,226	↑
Variance since December 2015	10.3%	↑



ACTIVITY

Cumulative percentage of contracted UDA delivered 2016 & 2017



Month	Adjusted Scheduled Activity (UDA)	
	2016	2017
April	266	123
May	1,342	1,119
June	2,305	2,139
July	4,127	3,352
August	5,040	4,138
September	5,750	4,678
October	6,551	5,935
November	7,485	6,997
December	8,669	8,911
January	9,088	
February	10,516	
March	11,834	
April	12,812	
May	12,812	
June	12,817	

QUALITY

	Quantity	Base Number	Contract	AT	Region	England
% of FP17s for the same patient ID Re-attending within 3 months - Children	18	541	3.3%	9.9%	11.9%	12.4%
% of FP17s for the same patient ID Re-attending within 3 months - Adults	210	2,361	8.9%	15.8%	16.5%	16.6%
% of FP17s for the same patient ID Re-attending between 3 & 9 months - Children	271	541	50.1%	59.0%	60.2%	57.5%
% of FP17s for the same patient ID Re-attending between 3 & 9 months - Adults	1,281	2,361	54.3%	51.0%	52.0%	50.4%
% of FP17s for Band 1 Urgent Courses	156	2,713	5.8%	9.5%	9.5%	9.1%
% of FP17s Relating to Free Repair or Replacements	2	2,713	0.1%	0.6%	0.7%	0.8%
% of FP17s Relating to Continuations	31	2,713	1.1%	1.1%	1.2%	1.3%
% of Patients satisfied with the dentistry they have received	6	6	N/A	92.5%	92.9%	92.7%
% of Patients satisfied with the time they had to wait for an appointment	6	6	N/A	89.3%	88.8%	88.8%

* This is based on patients treated on this contract for their most recent course of treatment. Figures in italics indicate the base number of FP17s or Patient Questionnaire responses are less than 100. N/A is shown where the base number of responses is less than 10 during the period. % is calculated as Quantity/Base number*100

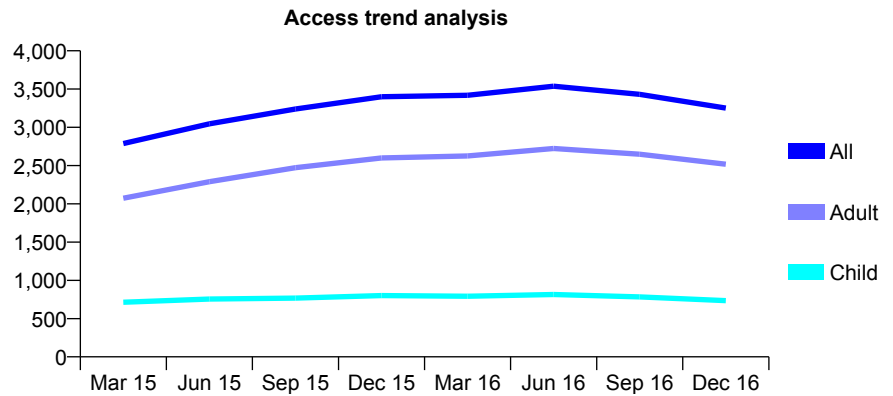
Q68 - Vital Signs At a Glance Contract Report for 179434/0005 - December 2016

Name or company name	Mr M Eyrumlu & Mr A Eyrumlu
Contract type name	GDS Contract
Purpose of contract	General
Contract start date	10/05/2014
Contract end date	

16/17 Contracted general activity (UDA)	14,000
Carry forward general activity (UDA)	0
16/17 Contracted orthodontic activity (UOA)	0
Carry forward orthodontic activity (UOA)	0
Baseline contract value	£378,436.87

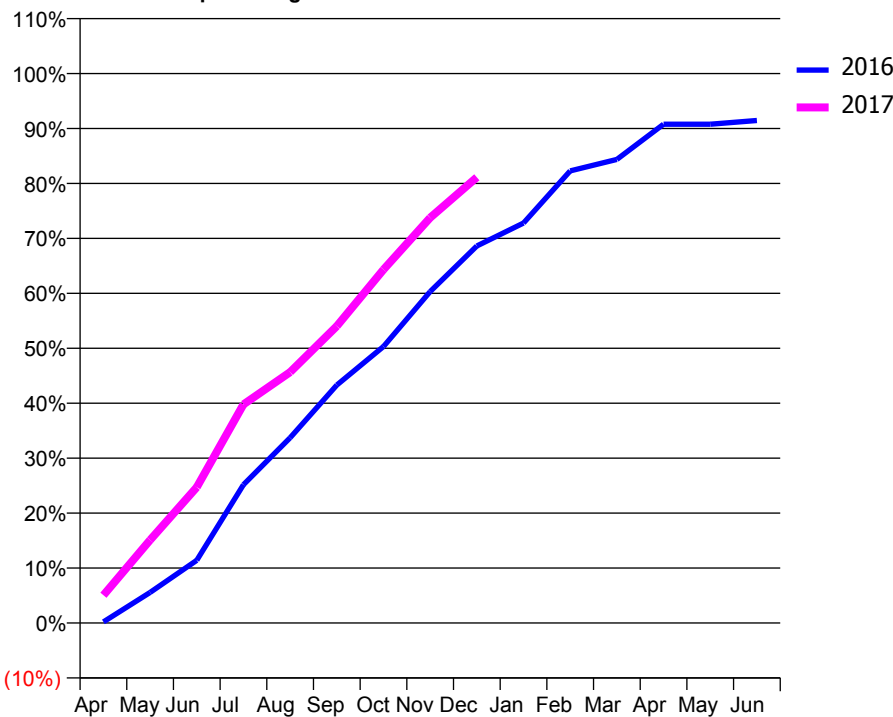
ACCESS*

Patients seen in 24 months	Total	Change since previous quarter
Quarter ending December 2015	3,399	
Quarter ending March 2016	3,419	→
Quarter ending June 2016	3,537	↑
Quarter ending September 2016	3,431	↓
Quarter ending December 2016	3,252	↓
Variance since December 2015	(4.3%)	↓



ACTIVITY

Cumulative percentage of contracted UDA delivered 2016 & 2017



Month	Adjusted Scheduled Activity (UDA)	
	2016	2017
April	27	708
May	780	2,115
June	1,598	3,459
July	3,525	5,569
August	4,720	6,391
September	6,062	7,563
October	7,045	9,006
November	8,446	10,326
December	9,606	11,357
January	10,191	
February	11,517	
March	11,811	
April	12,709	
May	12,708	
June	12,802	

QUALITY

	Quantity	Base Number	Contract	AT	Region	England
% of FP17s for the same patient ID Re-attending within 3 months - Children	59	880	6.7%	9.9%	11.9%	12.4%
% of FP17s for the same patient ID Re-attending within 3 months - Adults	402	2,701	14.9%	15.8%	16.5%	16.6%
% of FP17s for the same patient ID Re-attending between 3 & 9 months - Children	478	880	54.3%	59.0%	60.2%	57.5%
% of FP17s for the same patient ID Re-attending between 3 & 9 months - Adults	1,087	2,701	40.2%	51.0%	52.0%	50.4%
% of FP17s for Band 1 Urgent Courses	245	3,220	7.6%	9.5%	9.5%	9.1%
% of FP17s Relating to Free Repair or Replacements	19	3,220	0.6%	0.6%	0.7%	0.8%
% of FP17s Relating to Continuations	70	3,220	2.2%	1.1%	1.2%	1.3%
% of Patients satisfied with the dentistry they have received	7	9	N/A	92.5%	92.9%	92.7%
% of Patients satisfied with the time they had to wait for an appointment	7	9	N/A	89.3%	88.8%	88.8%

* This is based on patients treated on this contract for their most recent course of treatment. Figures in italics indicate the base number of FP17s or Patient Questionnaire responses are less than 100. N/A is shown where the base number of responses is less than 10 during the period. % is calculated as Quantity/Base number*100

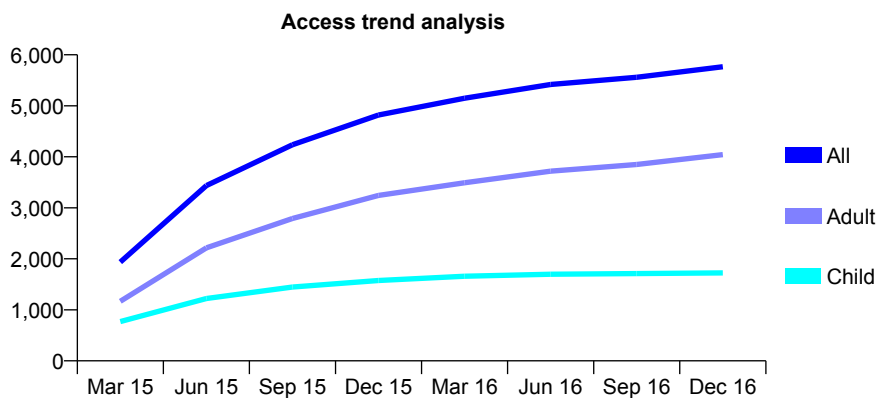
Q68 - Vital Signs At a Glance Contract Report for 179434/0006 - December 2016

Name or company name	Mr M Eyrumlu & Mr A Eyrumlu
Contract type name	GDS Contract
Purpose of contract	General
Contract start date	01/12/2014
Contract end date	

16/17 Contracted general activity (UDA)	16,022
Carry forward general activity (UDA)	497
16/17 Contracted orthodontic activity (UOA)	0
Carry forward orthodontic activity (UOA)	0
Baseline contract value	£425,912.31

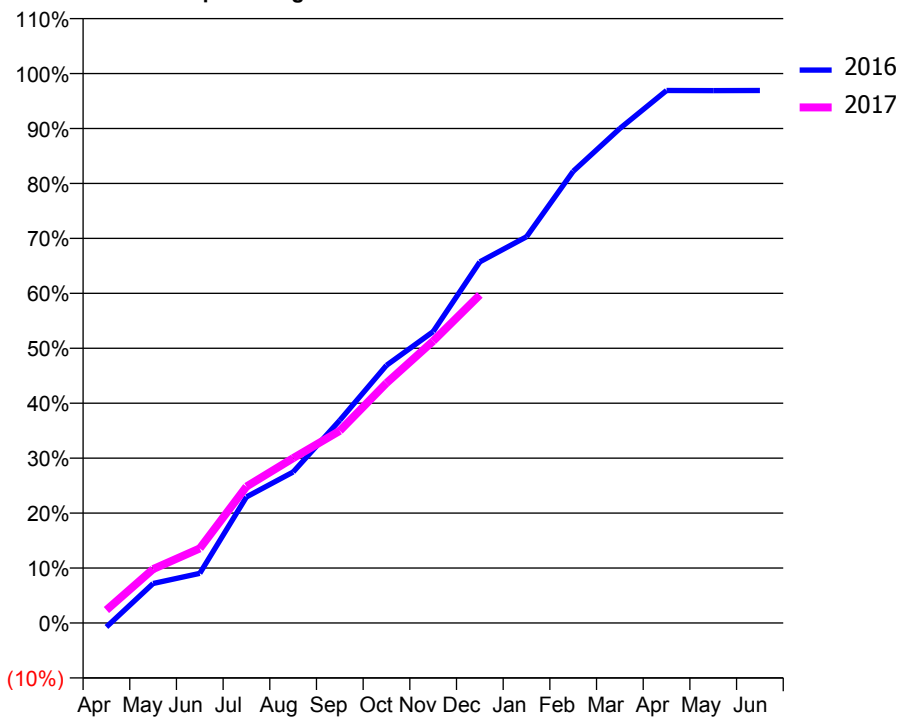
ACCESS*

Patients seen in 24 months	Total	Change since previous quarter
Quarter ending December 2015	4,820	
Quarter ending March 2016	5,149	↑
Quarter ending June 2016	5,417	↑
Quarter ending September 2016	5,560	↑
Quarter ending December 2016	5,765	↑
Variance since December 2015	19.6%	↑



ACTIVITY

Cumulative percentage of contracted UDA delivered 2016 & 2017



Month	Adjusted Scheduled Activity (UDA)	
	2016	2017
April	-117	380
May	1,154	1,571
June	1,450	2,177
July	3,677	3,978
August	4,404	4,809
September	5,912	5,606
October	7,515	6,998
November	8,496	8,220
December	10,530	9,566
January	11,260	
February	13,172	
March	14,419	
April	15,525	
May	15,521	
June	15,525	

QUALITY

	Quantity	Base Number	Contract	AT	Region	England
% of FP17s for the same patient ID Re-attending within 3 months - Children	80	1,564	5.1%	9.9%	11.9%	12.4%
% of FP17s for the same patient ID Re-attending within 3 months - Adults	416	3,467	12.0%	15.8%	16.5%	16.6%
% of FP17s for the same patient ID Re-attending between 3 & 9 months - Children	952	1,564	60.9%	59.0%	60.2%	57.5%
% of FP17s for the same patient ID Re-attending between 3 & 9 months - Adults	1,736	3,467	50.1%	51.0%	52.0%	50.4%
% of FP17s for Band 1 Urgent Courses	520	4,600	11.3%	9.5%	9.5%	9.1%
% of FP17s Relating to Free Repair or Replacements	0	4,600	0.0%	0.6%	0.7%	0.8%
% of FP17s Relating to Continuations	27	4,600	0.6%	1.1%	1.2%	1.3%
% of Patients satisfied with the dentistry they have received	2	2	N/A	92.5%	92.9%	92.7%
% of Patients satisfied with the time they had to wait for an appointment	2	2	N/A	89.3%	88.8%	88.8%

* This is based on patients treated on this contract for their most recent course of treatment. Figures in italics indicate the base number of FP17s or Patient Questionnaire responses are less than 100. N/A is shown where the base number of responses is less than 10 during the period. % is calculated as Quantity/Base number*100

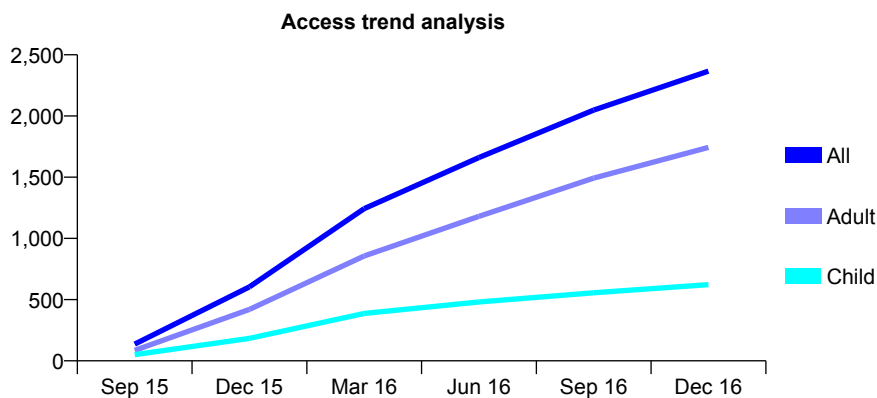
Q68 - Vital Signs At a Glance Contract Report for 179434/0007 - December 2016

Name or company name	Mr M Eyrumlu & Mr A Eyrumlu
Contract type name	GDS Contract
Purpose of contract	General
Contract start date	01/09/2015
Contract end date	

16/17 Contracted general activity (UDA)	12,631
Carry forward general activity (UDA)	71
16/17 Contracted orthodontic activity (UOA)	0
Carry forward orthodontic activity (UOA)	0
Baseline contract value	£323,166.19

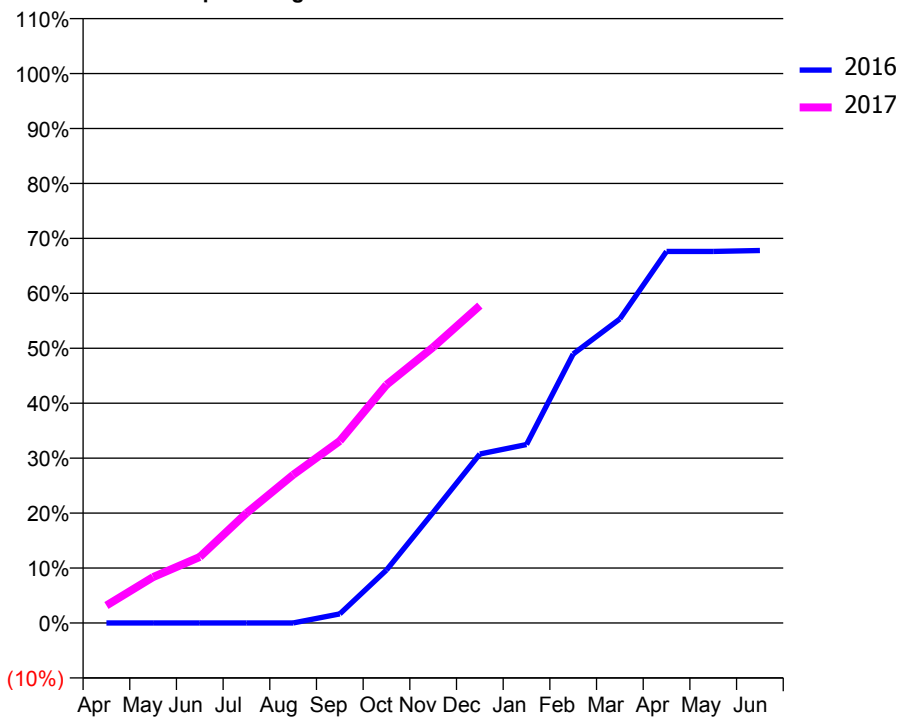
ACCESS*

Patients seen in 24 months	Total	Change since previous quarter
Quarter ending December 2015	604	
Quarter ending March 2016	1,244	↑
Quarter ending June 2016	1,661	↑
Quarter ending September 2016	2,049	↑
Quarter ending December 2016	2,367	↑
Variance since December 2015	291.9%	↑



ACTIVITY

Cumulative percentage of contracted UDA delivered 2016 & 2017



Month	Adjusted Scheduled Activity (UDA)	
	2016	2017
April	0	402
May	0	1,056
June	0	1,520
July	0	2,528
August	0	3,408
September	122	4,184
October	711	5,474
November	1,483	6,340
December	2,266	7,296
January	2,394	
February	3,608	
March	4,078	
April	4,983	
May	4,983	
June	4,995	

QUALITY

	Quantity	Base Number	Contract	AT	Region	England
% of FP17s for the same patient ID Re-attending within 3 months - Children	70	792	8.8%	9.9%	11.9%	12.4%
% of FP17s for the same patient ID Re-attending within 3 months - Adults	341	2,186	15.6%	15.8%	16.5%	16.6%
% of FP17s for the same patient ID Re-attending between 3 & 9 months - Children	313	792	39.5%	59.0%	60.2%	57.5%
% of FP17s for the same patient ID Re-attending between 3 & 9 months - Adults	530	2,186	24.2%	51.0%	52.0%	50.4%
% of FP17s for Band 1 Urgent Courses	830	2,666	31.1%	9.5%	9.5%	9.1%
% of FP17s Relating to Free Repair or Replacements	1	2,666	0.0%	0.6%	0.7%	0.8%
% of FP17s Relating to Continuations	8	2,666	0.3%	1.1%	1.2%	1.3%
% of Patients satisfied with the dentistry they have received	1	2	N/A	92.5%	92.9%	92.7%
% of Patients satisfied with the time they had to wait for an appointment	1	2	N/A	89.3%	88.8%	88.8%

* This is based on patients treated on this contract for their most recent course of treatment. Figures in italics indicate the base number of FP17s or Patient Questionnaire responses are less than 100. N/A is shown where the base number of responses is less than 10 during the period. % is calculated as Quantity/Base number*100

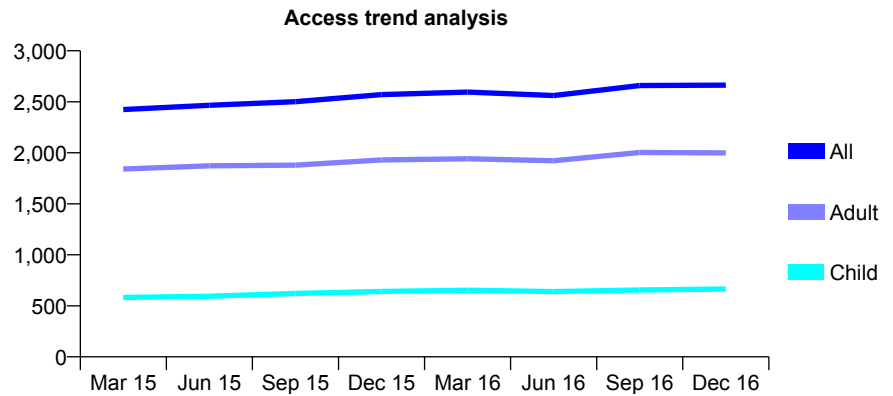
Q68 - Vital Signs At a Glance Contract Report for 179655/0001 - December 2016

Name or company name	Wadhurst Dental Practice
Contract type name	GDS Contract
Purpose of contract	General
Contract start date	01/09/2012
Contract end date	

16/17 Contracted general activity (UDA)	9,106
Carry forward general activity (UDA)	-17
16/17 Contracted orthodontic activity (UOA)	0
Carry forward orthodontic activity (UOA)	0
Baseline contract value	£214,405.09

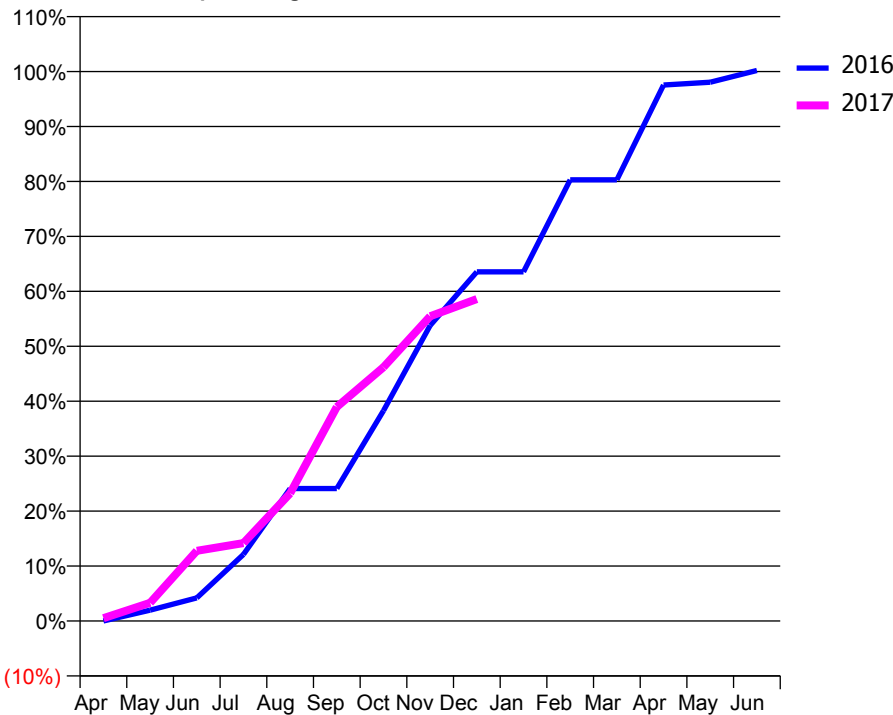
ACCESS*

Patients seen in 24 months	Total	Change since previous quarter
Quarter ending December 2015	2,571	
Quarter ending March 2016	2,595	→
Quarter ending June 2016	2,562	↓
Quarter ending September 2016	2,659	↑
Quarter ending December 2016	2,664	→
Variance since December 2015	3.6%	↑



ACTIVITY

Cumulative percentage of contracted UDA delivered 2016 & 2017



Month	Adjusted Scheduled Activity (UDA)	
	2016	2017
April	0	48
May	180	303
June	383	1,163
July	1,105	1,292
August	2,196	2,116
September	2,196	3,549
October	3,485	4,207
November	4,899	5,049
December	5,787	5,336
January	5,787	
February	7,312	
March	7,312	
April	8,881	
May	8,929	
June	9,123	

QUALITY

	Quantity	Base Number	Contract	AT	Region	England
% of FP17s for the same patient ID Re-attending within 3 months - Children	60	768	7.8%	9.9%	11.9%	12.4%
% of FP17s for the same patient ID Re-attending within 3 months - Adults	240	2,082	11.5%	15.8%	16.5%	16.6%
% of FP17s for the same patient ID Re-attending between 3 & 9 months - Children	393	768	51.2%	59.0%	60.2%	57.5%
% of FP17s for the same patient ID Re-attending between 3 & 9 months - Adults	1,106	2,082	53.1%	51.0%	52.0%	50.4%
% of FP17s for Band 1 Urgent Courses	147	2,292	6.4%	9.5%	9.5%	9.1%
% of FP17s Relating to Free Repair or Replacements	14	2,292	0.6%	0.6%	0.7%	0.8%
% of FP17s Relating to Continuations	24	2,292	1.0%	1.1%	1.2%	1.3%
% of Patients satisfied with the dentistry they have received	4	4	N/A	92.5%	92.9%	92.7%
% of Patients satisfied with the time they had to wait for an appointment	4	4	N/A	89.3%	88.8%	88.8%

* This is based on patients treated on this contract for their most recent course of treatment. Figures in italics indicate the base number of FP17s or Patient Questionnaire responses are less than 100. N/A is shown where the base number of responses is less than 10 during the period. % is calculated as Quantity/Base number*100

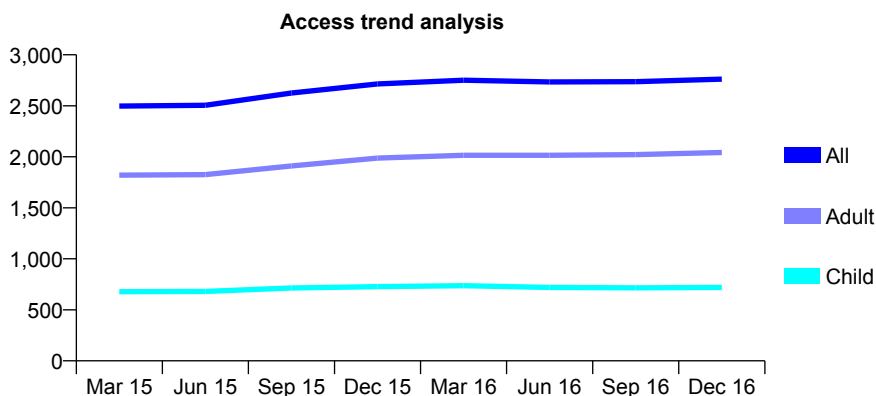
Q68 - Vital Signs At a Glance Contract Report for 180408/0001 - December 2016

Name or company name	Richard Johns Limited
Contract type name	GDS Contract
Purpose of contract	General
Contract start date	01/09/2011
Contract end date	

16/17 Contracted general activity (UDA)	10,342
Carry forward general activity (UDA)	129
16/17 Contracted orthodontic activity (UOA)	0
Carry forward orthodontic activity (UOA)	0
Baseline contract value	£283,129.58

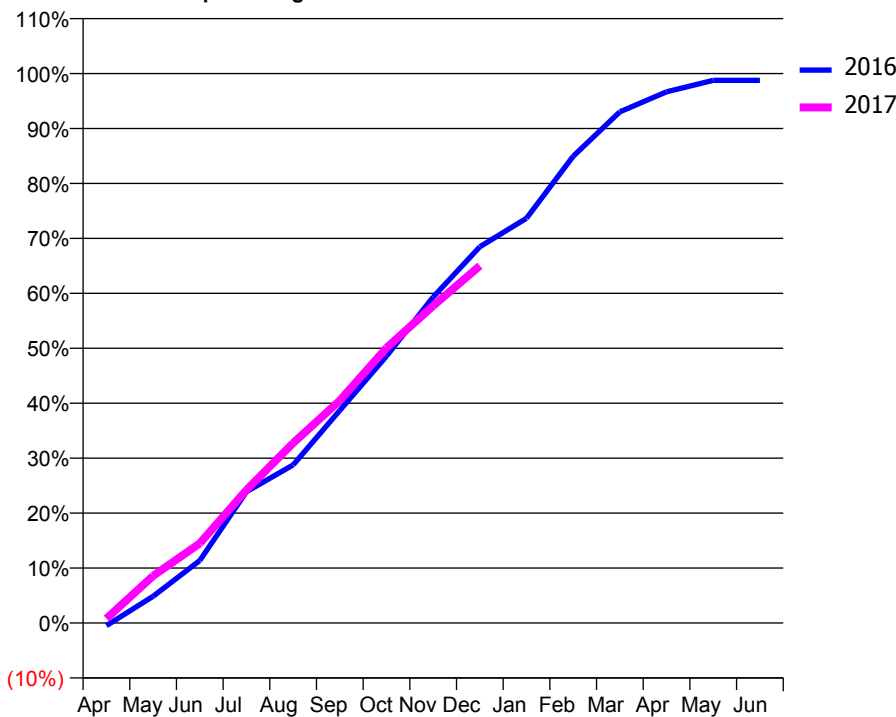
ACCESS*

Patients seen in 24 months	Total	Change since previous quarter
Quarter ending December 2015	2,715	
Quarter ending March 2016	2,751	→
Quarter ending June 2016	2,734	→
Quarter ending September 2016	2,737	→
Quarter ending December 2016	2,761	→
Variance since December 2015	1.7%	→



ACTIVITY

Cumulative percentage of contracted UDA delivered 2016 & 2017



Month	Adjusted Scheduled Activity (UDA)	
	2016	2017
April	-51	83
May	504	887
June	1,175	1,500
July	2,472	2,503
August	2,974	3,387
September	4,002	4,187
October	5,024	5,179
November	6,134	5,969
December	7,081	6,723
January	7,618	
February	8,785	
March	9,621	
April	9,997	
May	10,213	
June	10,213	

QUALITY

	Quantity	Base Number	Contract	AT	Region	England
% of FP17s for the same patient ID Re-attending within 3 months - Children	39	858	4.5%	9.9%	11.9%	12.4%
% of FP17s for the same patient ID Re-attending within 3 months - Adults	283	2,197	12.9%	15.8%	16.5%	16.6%
% of FP17s for the same patient ID Re-attending between 3 & 9 months - Children	610	858	71.1%	59.0%	60.2%	57.5%
% of FP17s for the same patient ID Re-attending between 3 & 9 months - Adults	1,334	2,197	60.7%	51.0%	52.0%	50.4%
% of FP17s for Band 1 Urgent Courses	196	2,811	7.0%	9.5%	9.5%	9.1%
% of FP17s Relating to Free Repair or Replacements	17	2,811	0.6%	0.6%	0.7%	0.8%
% of FP17s Relating to Continuations	29	2,811	1.0%	1.1%	1.2%	1.3%
% of Patients satisfied with the dentistry they have received	2	2	N/A	92.5%	92.9%	92.7%
% of Patients satisfied with the time they had to wait for an appointment	2	2	N/A	89.3%	88.8%	88.8%

* This is based on patients treated on this contract for their most recent course of treatment. Figures in italics indicate the base number of FP17s or Patient Questionnaire responses are less than 100. N/A is shown where the base number of responses is less than 10 during the period. % is calculated as Quantity/Base number*100

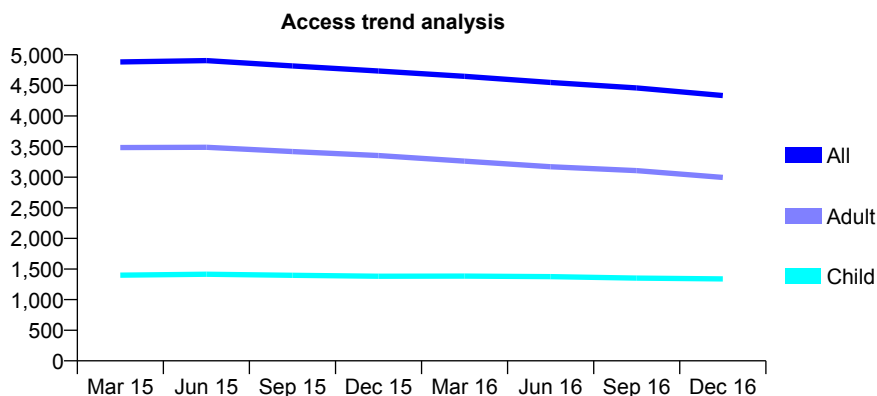
Q68 - Vital Signs At a Glance Contract Report for 182451/0001 - December 2016

Name or company name	Dentistree Horley Ltd
Contract type name	GDS Contract
Purpose of contract	General
Contract start date	01/12/2008
Contract end date	

16/17 Contracted general activity (UDA)	11,250
Carry forward general activity (UDA)	221
16/17 Contracted orthodontic activity (UOA)	0
Carry forward orthodontic activity (UOA)	0
Baseline contract value	£299,783.68

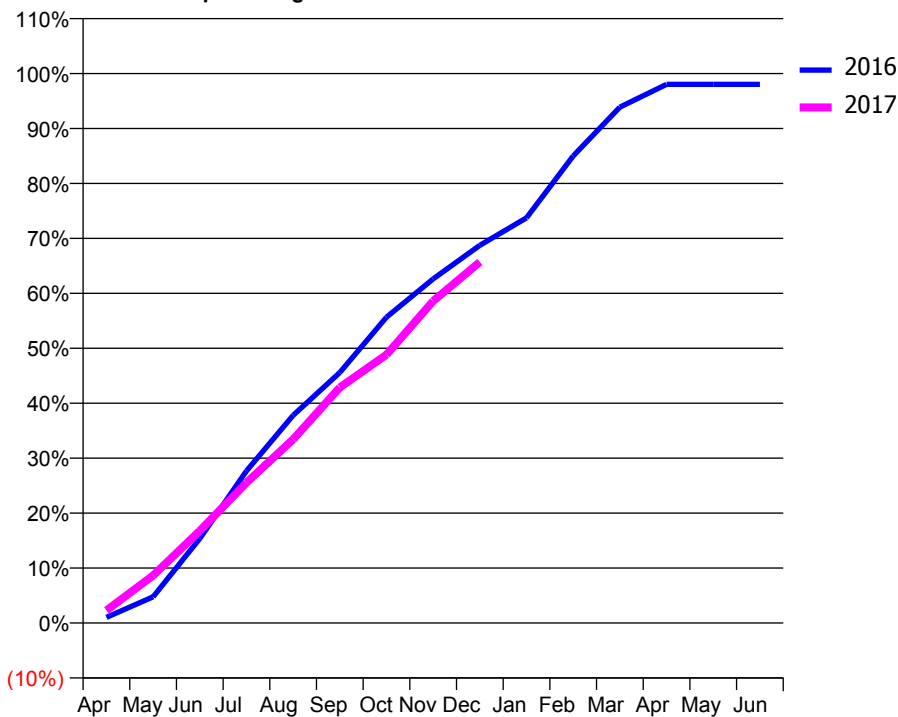
ACCESS*

Patients seen in 24 months	Total	Change since previous quarter
Quarter ending December 2015	4,735	
Quarter ending March 2016	4,648	↓
Quarter ending June 2016	4,547	↓
Quarter ending September 2016	4,459	↓
Quarter ending December 2016	4,334	↓
Variance since December 2015	(8.5%)	↓



ACTIVITY

Cumulative percentage of contracted UDA delivered 2016 & 2017



Adjusted Scheduled Activity (UDA)

Month	2016	2017
April	115	257
May	536	974
June	1,730	1,887
July	3,115	2,874
August	4,252	3,762
September	5,128	4,823
October	6,260	5,495
November	7,046	6,592
December	7,734	7,392
January	8,294	
February	9,562	
March	10,562	
April	11,029	
May	11,029	
June	11,029	

QUALITY

	Quantity	Base Number	Contract	AT	Region	England
% of FP17s for the same patient ID Re-attending within 3 months - Children	110	1,587	6.9%	9.9%	11.9%	12.4%
% of FP17s for the same patient ID Re-attending within 3 months - Adults	400	2,957	13.5%	15.8%	16.5%	16.6%
% of FP17s for the same patient ID Re-attending between 3 & 9 months - Children	1,050	1,587	66.2%	59.0%	60.2%	57.5%
% of FP17s for the same patient ID Re-attending between 3 & 9 months - Adults	1,734	2,957	58.6%	51.0%	52.0%	50.4%
% of FP17s for Band 1 Urgent Courses	475	4,325	11.0%	9.5%	9.5%	9.1%
% of FP17s Relating to Free Repair or Replacements	16	4,325	0.4%	0.6%	0.7%	0.8%
% of FP17s Relating to Continuations	34	4,325	0.8%	1.1%	1.2%	1.3%
% of Patients satisfied with the dentistry they have received	4	4	N/A	92.5%	92.9%	92.7%
% of Patients satisfied with the time they had to wait for an appointment	4	4	N/A	89.3%	88.8%	88.8%

* This is based on patients treated on this contract for their most recent course of treatment. Figures in italics indicate the base number of FP17s or Patient Questionnaire responses are less than 100. N/A is shown where the base number of responses is less than 10 during the period. % is calculated as Quantity/Base number*100

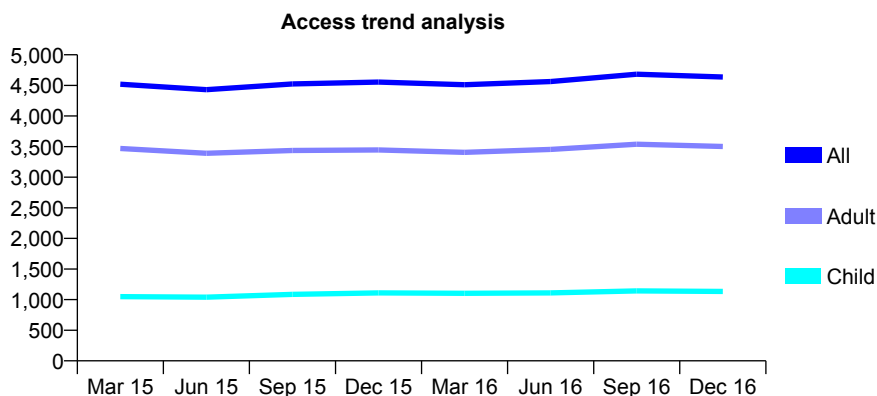
Q68 - Vital Signs At a Glance Contract Report for 185396/0001 - December 2016

Name or company name	Crowborough Dental Care Ltd
Contract type name	GDS Contract
Purpose of contract	General
Contract start date	21/01/2011
Contract end date	

16/17 Contracted general activity (UDA)	15,692
Carry forward general activity (UDA)	446
16/17 Contracted orthodontic activity (UOA)	0
Carry forward orthodontic activity (UOA)	0
Baseline contract value	£383,619.92

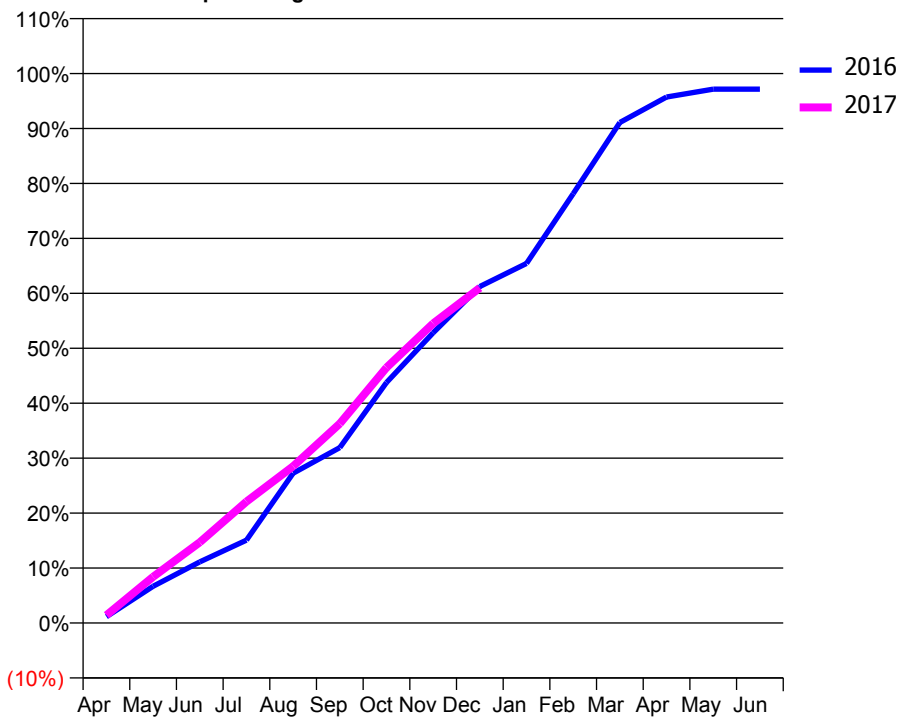
ACCESS*

Patients seen in 24 months	Total	Change since previous quarter
Quarter ending December 2015	4,555	
Quarter ending March 2016	4,511	→
Quarter ending June 2016	4,564	→
Quarter ending September 2016	4,682	↑
Quarter ending December 2016	4,637	→
Variance since December 2015	1.8%	→



ACTIVITY

Cumulative percentage of contracted UDA delivered 2016 & 2017



Month	Adjusted Scheduled Activity (UDA)	
	2016	2017
April	179	224
May	1,049	1,321
June	1,745	2,305
July	2,368	3,466
August	4,276	4,477
September	5,008	5,694
October	6,869	7,295
November	8,288	8,555
December	9,610	9,571
January	10,270	
February	12,259	
March	14,292	
April	15,019	
May	15,247	
June	15,246	

QUALITY

	Quantity	Base Number	Contract	AT	Region	England
% of FP17s for the same patient ID Re-attending within 3 months - Children	68	1,084	6.3%	9.9%	11.9%	12.4%
% of FP17s for the same patient ID Re-attending within 3 months - Adults	541	3,120	17.3%	15.8%	16.5%	16.6%
% of FP17s for the same patient ID Re-attending between 3 & 9 months - Children	534	1,084	49.3%	59.0%	60.2%	57.5%
% of FP17s for the same patient ID Re-attending between 3 & 9 months - Adults	1,267	3,120	40.6%	51.0%	52.0%	50.4%
% of FP17s for Band 1 Urgent Courses	643	3,877	16.6%	9.5%	9.5%	9.1%
% of FP17s Relating to Free Repair or Replacements	34	3,877	0.9%	0.6%	0.7%	0.8%
% of FP17s Relating to Continuations	50	3,877	1.3%	1.1%	1.2%	1.3%
% of Patients satisfied with the dentistry they have received	3	3	N/A	92.5%	92.9%	92.7%
% of Patients satisfied with the time they had to wait for an appointment	3	3	N/A	89.3%	88.8%	88.8%

* This is based on patients treated on this contract for their most recent course of treatment. Figures in italics indicate the base number of FP17s or Patient Questionnaire responses are less than 100. N/A is shown where the base number of responses is less than 10 during the period. % is calculated as Quantity/Base number*100

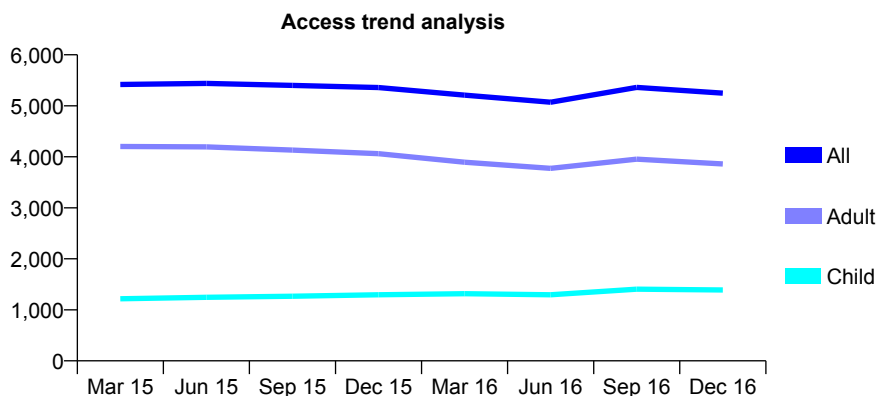
Q68 - Vital Signs At a Glance Contract Report for 185825/0001 - December 2016

Name or company name	Horsham Dental Care Ltd
Contract type name	GDS Contract
Purpose of contract	General
Contract start date	01/11/2007
Contract end date	

16/17 Contracted general activity (UDA)	14,482
Carry forward general activity (UDA)	463
16/17 Contracted orthodontic activity (UOA)	0
Carry forward orthodontic activity (UOA)	0
Baseline contract value	£377,109.74

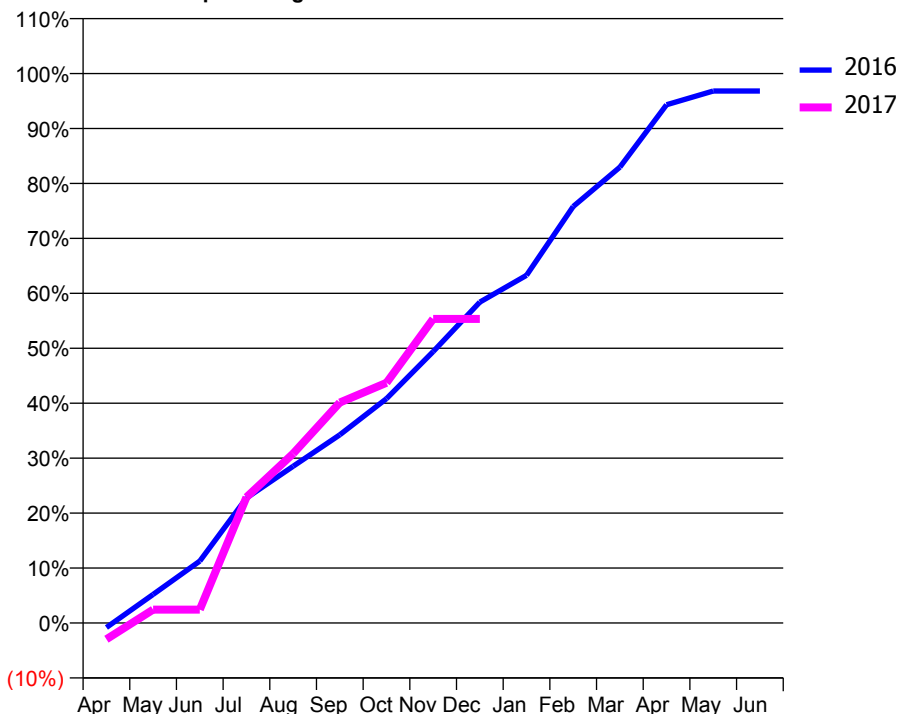
ACCESS*

Patients seen in 24 months	Total	Change since previous quarter
Quarter ending December 2015	5,357	
Quarter ending March 2016	5,210	↓
Quarter ending June 2016	5,070	↓
Quarter ending September 2016	5,361	↑
Quarter ending December 2016	5,249	↓
Variance since December 2015	(2.0%)	↓



ACTIVITY

Cumulative percentage of contracted UDA delivered 2016 & 2017



Month	Adjusted Scheduled Activity (UDA)	
	2016	2017
April	-121	-431
May	754	354
June	1,632	354
July	3,296	3,317
August	4,131	4,465
September	4,962	5,812
October	5,913	6,331
November	7,154	8,014
December	8,457	8,014
January	9,162	
February	10,976	
March	12,014	
April	13,660	
May	14,019	
June	14,019	

QUALITY

	Quantity	Base Number	Contract	AT	Region	England
% of FP17s for the same patient ID Re-attending within 3 months - Children	82	1,342	6.1%	9.9%	11.9%	12.4%
% of FP17s for the same patient ID Re-attending within 3 months - Adults	529	3,411	15.5%	15.8%	16.5%	16.6%
% of FP17s for the same patient ID Re-attending between 3 & 9 months - Children	662	1,342	49.3%	59.0%	60.2%	57.5%
% of FP17s for the same patient ID Re-attending between 3 & 9 months - Adults	1,457	3,411	42.7%	51.0%	52.0%	50.4%
% of FP17s for Band 1 Urgent Courses	242	3,986	6.1%	9.5%	9.5%	9.1%
% of FP17s Relating to Free Repair or Replacements	41	3,986	1.0%	0.6%	0.7%	0.8%
% of FP17s Relating to Continuations	106	3,986	2.7%	1.1%	1.2%	1.3%
% of Patients satisfied with the dentistry they have received	1	1	N/A	92.5%	92.9%	92.7%
% of Patients satisfied with the time they had to wait for an appointment	1	1	N/A	89.3%	88.8%	88.8%

* This is based on patients treated on this contract for their most recent course of treatment. Figures in italics indicate the base number of FP17s or Patient Questionnaire responses are less than 100. N/A is shown where the base number of responses is less than 10 during the period. % is calculated as Quantity/Base number*100

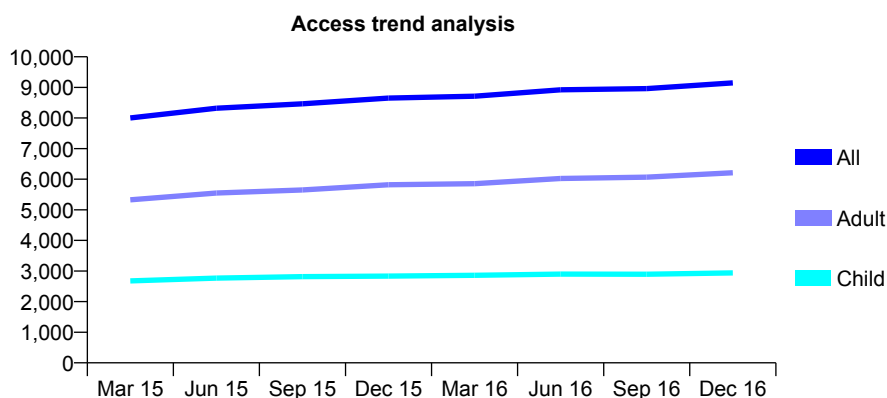
Q68 - Vital Signs At a Glance Contract Report for 186031/0001 - December 2016

Name or company name	Holbrook Practice Ltd
Contract type name	GDS Contract
Purpose of contract	General
Contract start date	01/04/2010
Contract end date	

16/17 Contracted general activity (UDA)	25,652
Carry forward general activity (UDA)	-432
16/17 Contracted orthodontic activity (UOA)	0
Carry forward orthodontic activity (UOA)	0
Baseline contract value	£644,822.93

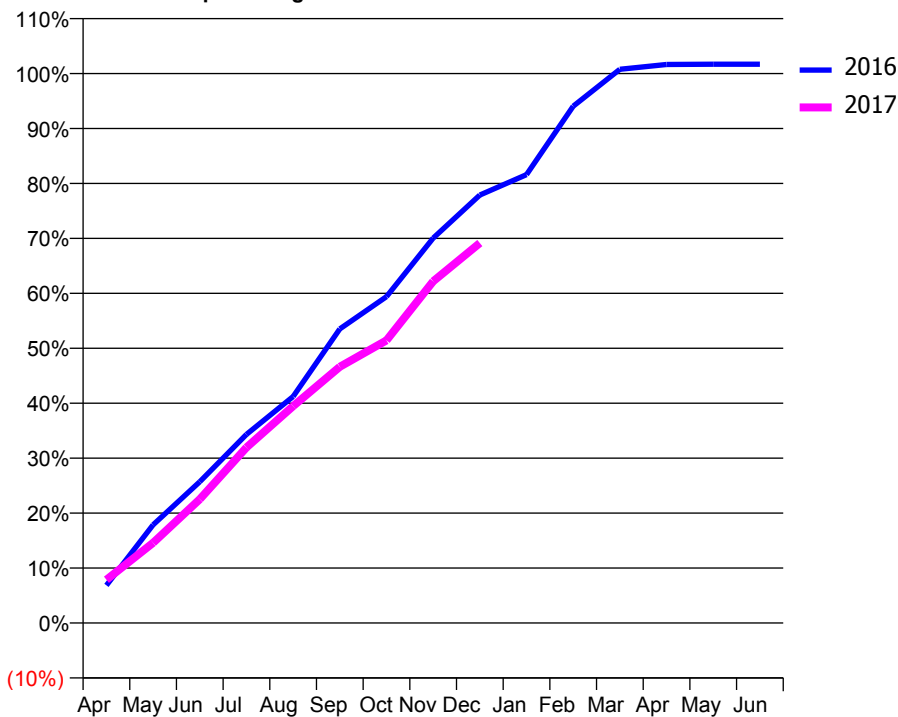
ACCESS*

Patients seen in 24 months	Total	Change since previous quarter
Quarter ending December 2015	8,653	
Quarter ending March 2016	8,712	→
Quarter ending June 2016	8,923	↑
Quarter ending September 2016	8,962	→
Quarter ending December 2016	9,148	↑
Variance since December 2015	5.7%	↑



ACTIVITY

Cumulative percentage of contracted UDA delivered 2016 & 2017



Month	Adjusted Scheduled Activity (UDA)	
	2016	2017
April	1,760	2,021
May	4,583	3,742
June	6,594	5,782
July	8,804	8,196
August	10,574	10,126
September	13,728	11,959
October	15,238	13,194
November	17,971	15,948
December	19,981	17,740
January	20,929	
February	24,124	
March	25,846	
April	26,073	
May	26,083	
June	26,084	

QUALITY

	Quantity	Base Number	Contract	AT	Region	England
% of FP17s for the same patient ID Re-attending within 3 months - Children	160	3,126	5.1%	9.9%	11.9%	12.4%
% of FP17s for the same patient ID Re-attending within 3 months - Adults	576	5,980	9.6%	15.8%	16.5%	16.6%
% of FP17s for the same patient ID Re-attending between 3 & 9 months - Children	1,887	3,126	60.4%	59.0%	60.2%	57.5%
% of FP17s for the same patient ID Re-attending between 3 & 9 months - Adults	3,145	5,980	52.6%	51.0%	52.0%	50.4%
% of FP17s for Band 1 Urgent Courses	562	8,862	6.3%	9.5%	9.5%	9.1%
% of FP17s Relating to Free Repair or Replacements	30	8,862	0.3%	0.6%	0.7%	0.8%
% of FP17s Relating to Continuations	58	8,862	0.7%	1.1%	1.2%	1.3%
% of Patients satisfied with the dentistry they have received	8	10	80.0%	92.5%	92.9%	92.7%
% of Patients satisfied with the time they had to wait for an appointment	10	10	100.0%	89.3%	88.8%	88.8%

* This is based on patients treated on this contract for their most recent course of treatment. Figures in italics indicate the base number of FP17s or Patient Questionnaire responses are less than 100. N/A is shown where the base number of responses is less than 10 during the period. % is calculated as Quantity/Base number*100

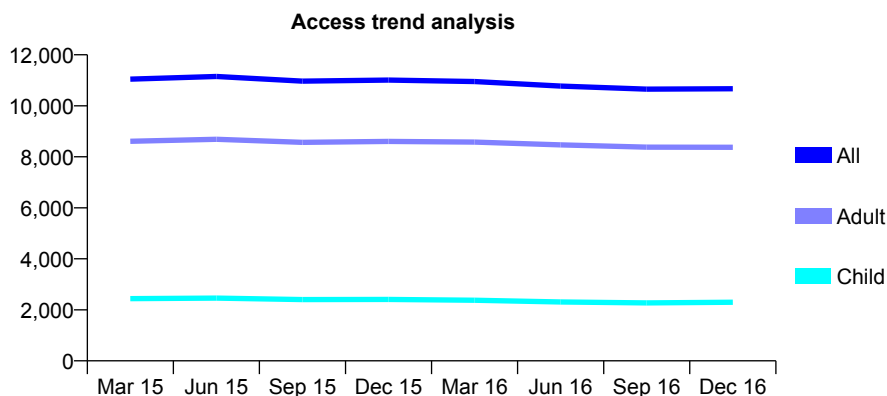
Q68 - Vital Signs At a Glance Contract Report for 186643/0002 - December 2016

Name or company name	Moat Road Dental Care
Contract type name	GDS Contract
Purpose of contract	General
Contract start date	01/09/2008
Contract end date	

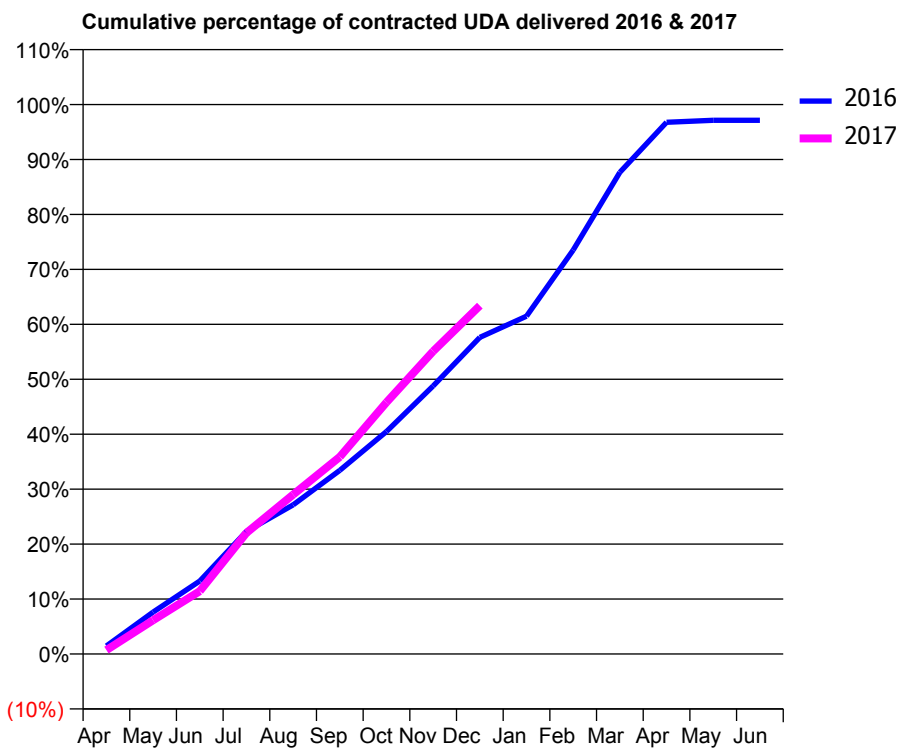
16/17 Contracted general activity (UDA)	37,171
Carry forward general activity (UDA)	1,064
16/17 Contracted orthodontic activity (UOA)	0
Carry forward orthodontic activity (UOA)	0
Baseline contract value	£892,202.76

ACCESS*

Patients seen in 24 months	Total	Change since previous quarter
Quarter ending December 2015	11,011	
Quarter ending March 2016	10,953	→
Quarter ending June 2016	10,776	↓
Quarter ending September 2016	10,653	↓
Quarter ending December 2016	10,671	→
Variance since December 2015	(3.1%)	↓



ACTIVITY



Month	Adjusted Scheduled Activity (UDA)	
	2016	2017
April	548	269
May	2,838	2,288
June	4,937	4,257
July	8,295	8,199
August	10,092	10,784
September	12,423	13,334
October	15,055	17,022
November	18,131	20,485
December	21,420	23,561
January	22,857	
February	27,323	
March	32,590	
April	35,972	
May	36,105	
June	36,107	

QUALITY

	Quantity	Base Number	Contract	AT	Region	England
% of FP17s for the same patient ID Re-attending within 3 months - Children	153	2,437	6.3%	9.9%	11.9%	12.4%
% of FP17s for the same patient ID Re-attending within 3 months - Adults	1,102	7,967	13.8%	15.8%	16.5%	16.6%
% of FP17s for the same patient ID Re-attending between 3 & 9 months - Children	1,449	2,437	59.5%	59.0%	60.2%	57.5%
% of FP17s for the same patient ID Re-attending between 3 & 9 months - Adults	3,915	7,967	49.1%	51.0%	52.0%	50.4%
% of FP17s for Band 1 Urgent Courses	667	9,463	7.0%	9.5%	9.5%	9.1%
% of FP17s Relating to Free Repair or Replacements	108	9,463	1.1%	0.6%	0.7%	0.8%
% of FP17s Relating to Continuations	231	9,463	2.4%	1.1%	1.2%	1.3%
% of Patients satisfied with the dentistry they have received	6	8	N/A	92.5%	92.9%	92.7%
% of Patients satisfied with the time they had to wait for an appointment	7	8	N/A	89.3%	88.8%	88.8%

* This is based on patients treated on this contract for their most recent course of treatment. Figures in italics indicate the base number of FP17s or Patient Questionnaire responses are less than 100. N/A is shown where the base number of responses is less than 10 during the period. % is calculated as Quantity/Base number*100

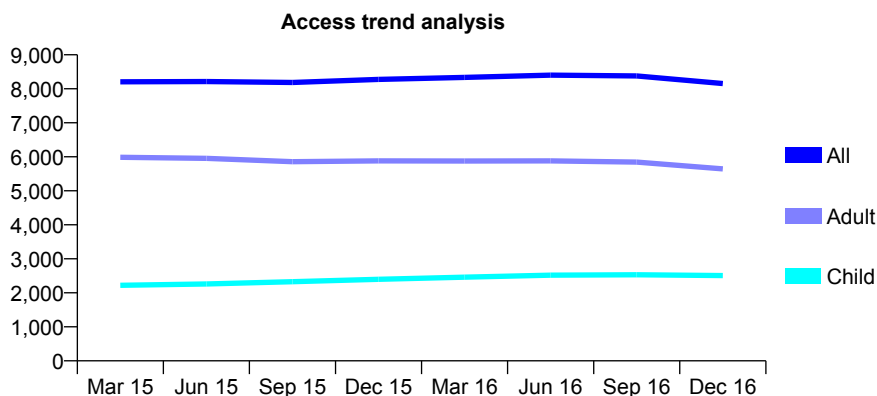
Q68 - Vital Signs At a Glance Contract Report for 188255/0001 - December 2016

Name or company name	Mr A Vaidya and Mrs S Vaidya
Contract type name	GDS Contract
Purpose of contract	General
Contract start date	15/12/2008
Contract end date	

16/17 Contracted general activity (UDA)	14,000
Carry forward general activity (UDA)	14
16/17 Contracted orthodontic activity (UOA)	0
Carry forward orthodontic activity (UOA)	0
Baseline contract value	£373,616.97

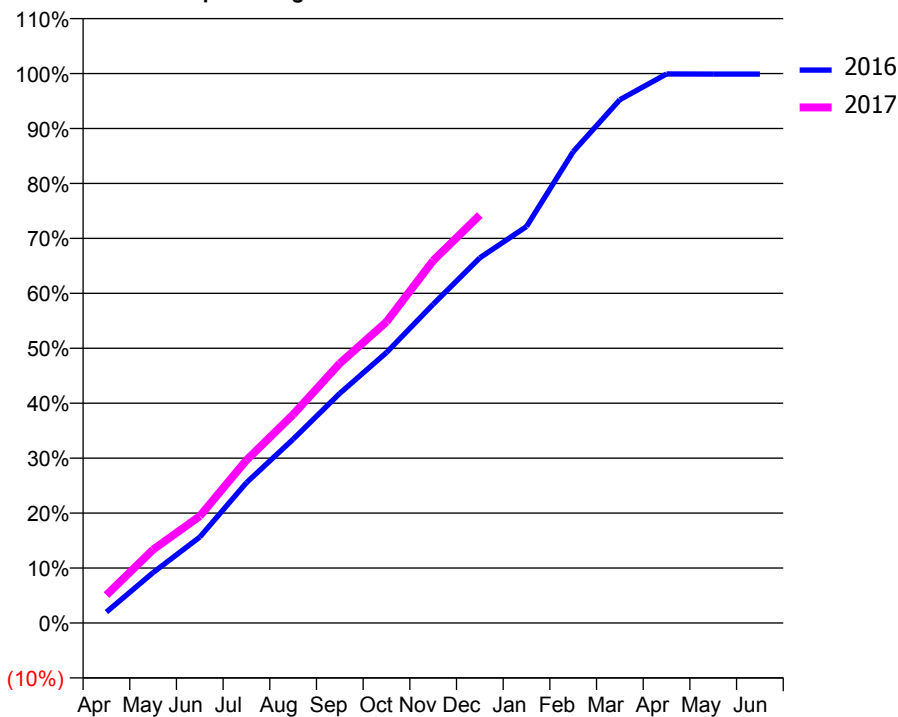
ACCESS*

Patients seen in 24 months	Total	Change since previous quarter
Quarter ending December 2015	8,278	
Quarter ending March 2016	8,336	→
Quarter ending June 2016	8,400	→
Quarter ending September 2016	8,377	→
Quarter ending December 2016	8,154	↓
Variance since December 2015	(1.5%)	↓



ACTIVITY

Cumulative percentage of contracted UDA delivered 2016 & 2017



Month	Adjusted Scheduled Activity (UDA)	
	2016	2017
April	279	711
May	1,287	1,869
June	2,190	2,723
July	3,576	4,150
August	4,682	5,312
September	5,853	6,616
October	6,892	7,674
November	8,122	9,232
December	9,305	10,393
January	10,101	
February	12,009	
March	13,333	
April	13,987	
May	13,986	
June	13,986	

QUALITY

	Quantity	Base Number	Contract	AT	Region	England
% of FP17s for the same patient ID Re-attending within 3 months - Children	155	2,455	6.3%	9.9%	11.9%	12.4%
% of FP17s for the same patient ID Re-attending within 3 months - Adults	637	4,790	13.3%	15.8%	16.5%	16.6%
% of FP17s for the same patient ID Re-attending between 3 & 9 months - Children	1,321	2,455	53.8%	59.0%	60.2%	57.5%
% of FP17s for the same patient ID Re-attending between 3 & 9 months - Adults	2,074	4,790	43.3%	51.0%	52.0%	50.4%
% of FP17s for Band 1 Urgent Courses	781	6,346	12.3%	9.5%	9.5%	9.1%
% of FP17s Relating to Free Repair or Replacements	17	6,346	0.3%	0.6%	0.7%	0.8%
% of FP17s Relating to Continuations	62	6,346	1.0%	1.1%	1.2%	1.3%
% of Patients satisfied with the dentistry they have received	2	2	N/A	92.5%	92.9%	92.7%
% of Patients satisfied with the time they had to wait for an appointment	2	2	N/A	89.3%	88.8%	88.8%

* This is based on patients treated on this contract for their most recent course of treatment. Figures in italics indicate the base number of FP17s or Patient Questionnaire responses are less than 100. N/A is shown where the base number of responses is less than 10 during the period. % is calculated as Quantity/Base number*100

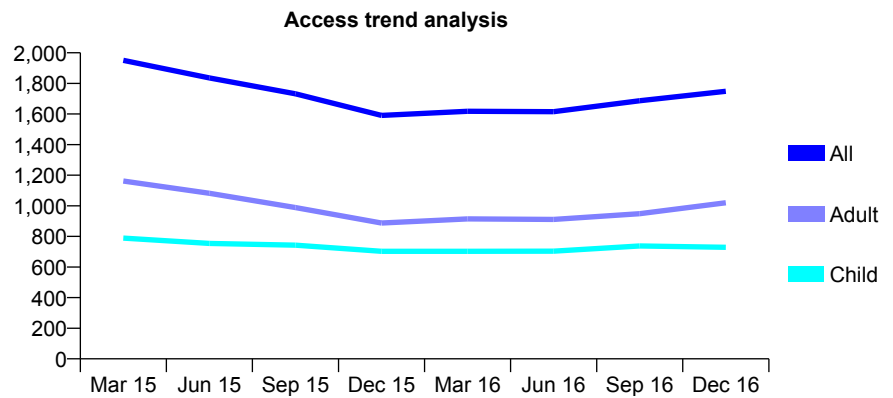
Q68 - Vital Signs At a Glance Contract Report for 188751/0002 - December 2016

Name or company name	Mr P Boamah & Mr C Amin.
Contract type name	GDS Contract
Purpose of contract	General
Contract start date	01/04/2011
Contract end date	

16/17 Contracted general activity (UDA)	4,000
Carry forward general activity (UDA)	0
16/17 Contracted orthodontic activity (UOA)	0
Carry forward orthodontic activity (UOA)	0
Baseline contract value	£98,851.93

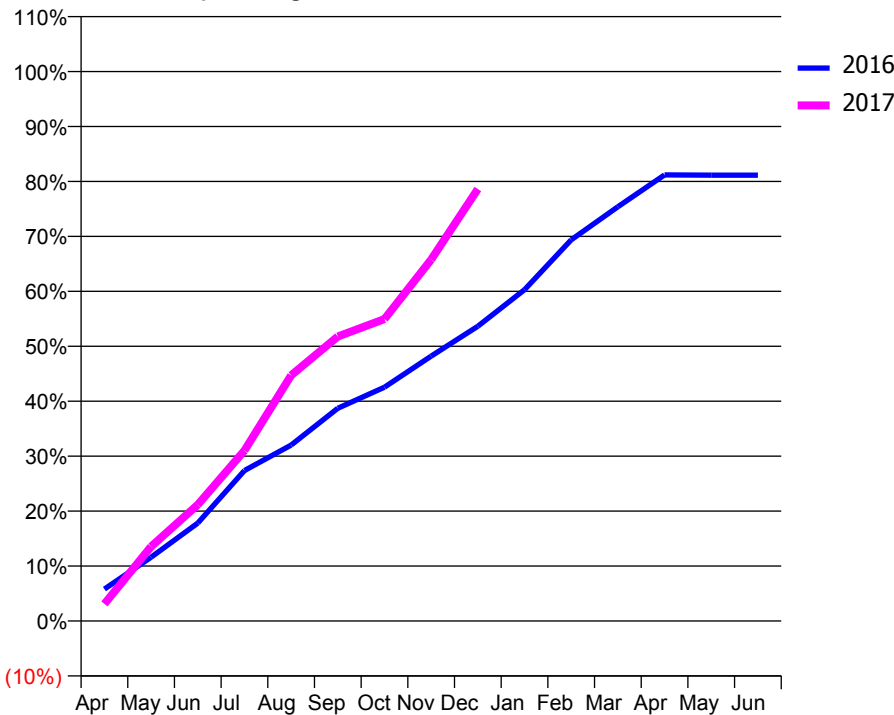
ACCESS*

Patients seen in 24 months	Total	Change since previous quarter
Quarter ending December 2015	1,591	
Quarter ending March 2016	1,618	→
Quarter ending June 2016	1,615	→
Quarter ending September 2016	1,687	↑
Quarter ending December 2016	1,749	↑
Variance since December 2015	9.9%	↑



ACTIVITY

Cumulative percentage of contracted UDA delivered 2016 & 2017



Month	Adjusted Scheduled Activity (UDA)	
	2016	2017
April	232	125
May	465	542
June	713	847
July	1,096	1,241
August	1,281	1,788
September	1,549	2,071
October	1,702	2,198
November	1,928	2,631
December	2,146	3,144
January	2,412	
February	2,775	
March	3,015	
April	3,247	
May	3,245	
June	3,245	

QUALITY

	Quantity	Base Number	Contract	AT	Region	England
% of FP17s for the same patient ID Re-attending within 3 months - Children	27	827	3.3%	9.9%	11.9%	12.4%
% of FP17s for the same patient ID Re-attending within 3 months - Adults	69	1,023	6.7%	15.8%	16.5%	16.6%
% of FP17s for the same patient ID Re-attending between 3 & 9 months - Children	473	827	57.2%	59.0%	60.2%	57.5%
% of FP17s for the same patient ID Re-attending between 3 & 9 months - Adults	411	1,023	40.2%	51.0%	52.0%	50.4%
% of FP17s for Band 1 Urgent Courses	77	1,723	4.5%	9.5%	9.5%	9.1%
% of FP17s Relating to Free Repair or Replacements	1	1,723	0.1%	0.6%	0.7%	0.8%
% of FP17s Relating to Continuations	8	1,723	0.5%	1.1%	1.2%	1.3%
% of Patients satisfied with the dentistry they have received	3	3	N/A	92.5%	92.9%	92.7%
% of Patients satisfied with the time they had to wait for an appointment	3	3	N/A	89.3%	88.8%	88.8%

* This is based on patients treated on this contract for their most recent course of treatment. Figures in italics indicate the base number of FP17s or Patient Questionnaire responses are less than 100. N/A is shown where the base number of responses is less than 10 during the period. % is calculated as Quantity/Base number*100

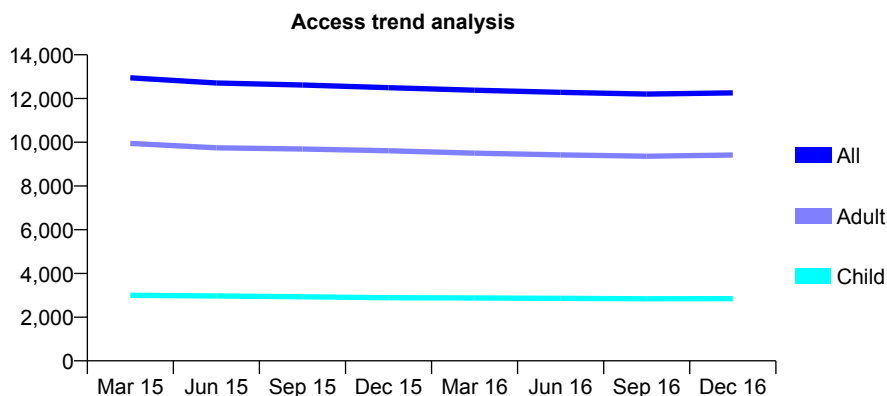
Q68 - Vital Signs At a Glance Contract Report for 189111/0001 - December 2016

Name or company name	Seaside Dental Practice Limited
Contract type name	GDS Contract
Purpose of contract	General
Contract start date	01/10/2010
Contract end date	

16/17 Contracted general activity (UDA)	37,000
Carry forward general activity (UDA)	292
16/17 Contracted orthodontic activity (UOA)	0
Carry forward orthodontic activity (UOA)	0
Baseline contract value	£905,625.66

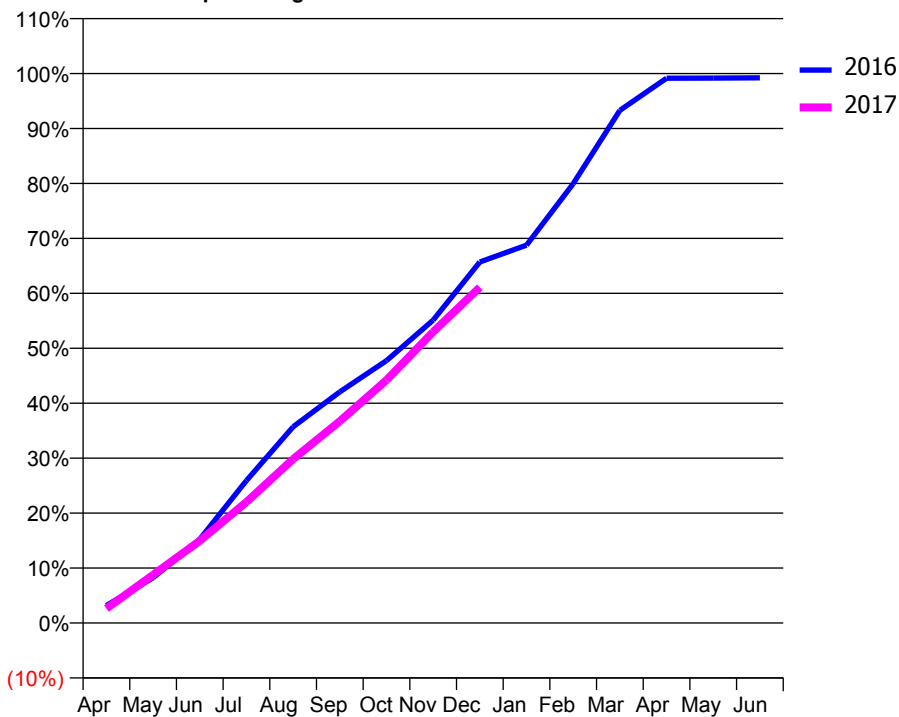
ACCESS*

Patients seen in 24 months	Total	Change since previous quarter
Quarter ending December 2015	12,498	
Quarter ending March 2016	12,378	→
Quarter ending June 2016	12,284	→
Quarter ending September 2016	12,205	→
Quarter ending December 2016	12,261	→
Variance since December 2015	(1.9%)	↓



ACTIVITY

Cumulative percentage of contracted UDA delivered 2016 & 2017



Month	Adjusted Scheduled Activity (UDA)	
	2016	2017
April	1,181	972
May	3,044	3,246
June	5,641	5,531
July	9,598	8,145
August	13,214	11,038
September	15,563	13,585
October	17,667	16,358
November	20,398	19,607
December	24,306	22,601
January	25,439	
February	29,581	
March	34,517	
April	36,685	
May	36,688	
June	36,708	

QUALITY

	Quantity	Base Number	Contract	AT	Region	England
% of FP17s for the same patient ID Re-attending within 3 months - Children	200	3,103	6.4%	9.9%	11.9%	12.4%
% of FP17s for the same patient ID Re-attending within 3 months - Adults	1,303	9,566	13.6%	15.8%	16.5%	16.6%
% of FP17s for the same patient ID Re-attending between 3 & 9 months - Children	1,768	3,103	57.0%	59.0%	60.2%	57.5%
% of FP17s for the same patient ID Re-attending between 3 & 9 months - Adults	4,178	9,566	43.7%	51.0%	52.0%	50.4%
% of FP17s for Band 1 Urgent Courses	1,000	11,842	8.4%	9.5%	9.5%	9.1%
% of FP17s Relating to Free Repair or Replacements	29	11,842	0.2%	0.6%	0.7%	0.8%
% of FP17s Relating to Continuations	267	11,842	2.3%	1.1%	1.2%	1.3%
% of Patients satisfied with the dentistry they have received	16	19	84.2%	92.5%	92.9%	92.7%
% of Patients satisfied with the time they had to wait for an appointment	18	19	94.7%	89.3%	88.8%	88.8%

* This is based on patients treated on this contract for their most recent course of treatment. Figures in italics indicate the base number of FP17s or Patient Questionnaire responses are less than 100. N/A is shown where the base number of responses is less than 10 during the period. % is calculated as Quantity/Base number*100

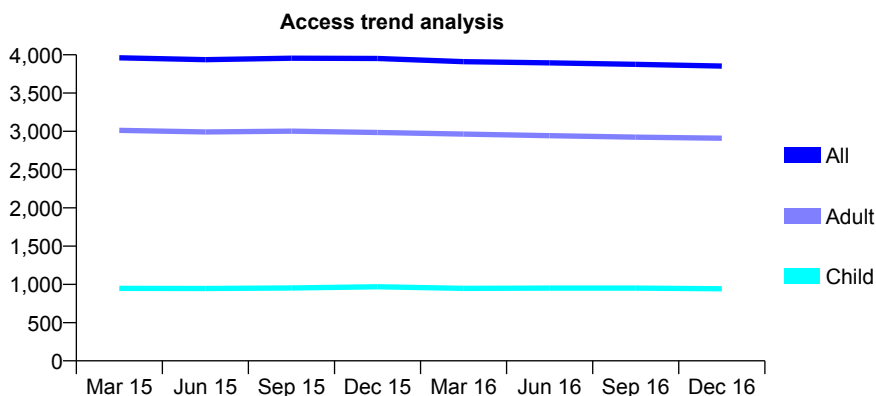
Q68 - Vital Signs At a Glance Contract Report for 189650/0001 - December 2016

Name or company name	Mr A Gill and Ms K Kaur
Contract type name	GDS Contract
Purpose of contract	General
Contract start date	01/04/2009
Contract end date	

16/17 Contracted general activity (UDA)	11,018
Carry forward general activity (UDA)	-82
16/17 Contracted orthodontic activity (UOA)	0
Carry forward orthodontic activity (UOA)	0
Baseline contract value	£293,364.41

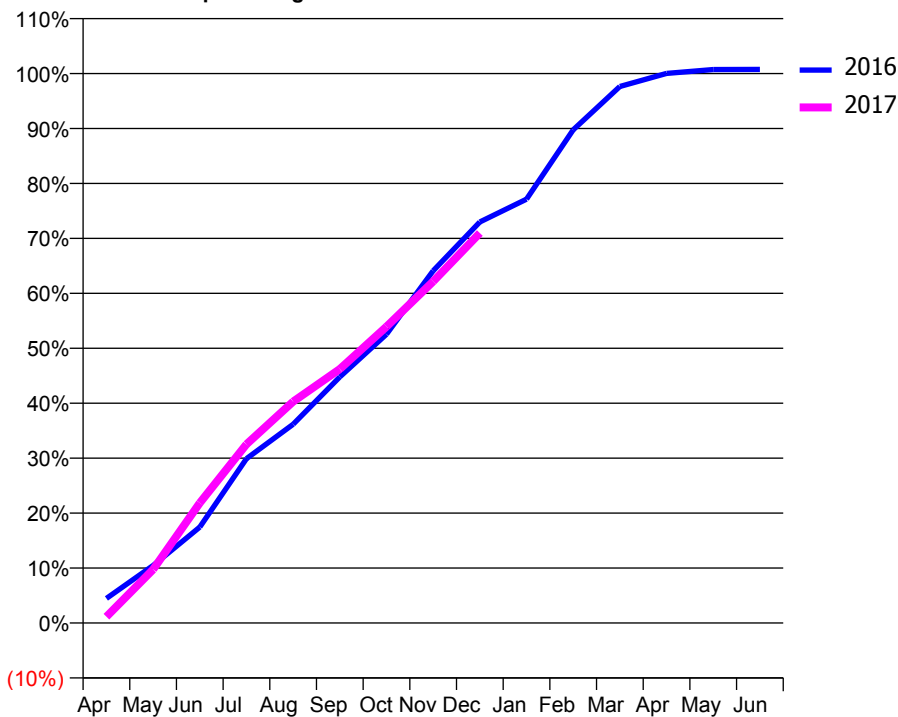
ACCESS*

Patients seen in 24 months	Total	Change since previous quarter
Quarter ending December 2015	3,952	
Quarter ending March 2016	3,910	↓
Quarter ending June 2016	3,894	→
Quarter ending September 2016	3,875	→
Quarter ending December 2016	3,852	→
Variance since December 2015	(2.5%)	↓



ACTIVITY

Cumulative percentage of contracted UDA delivered 2016 & 2017



Month	Adjusted Scheduled Activity (UDA)	
	2016	2017
April	494	128
May	1,154	1,074
June	1,924	2,407
July	3,296	3,583
August	3,986	4,440
September	4,934	5,092
October	5,789	5,942
November	7,062	6,849
December	8,042	7,818
January	8,499	
February	9,888	
March	10,759	
April	11,020	
May	11,097	
June	11,100	

QUALITY

	Quantity	Base Number	Contract	AT	Region	England
% of FP17s for the same patient ID Re-attending within 3 months - Children	79	1,034	7.6%	9.9%	11.9%	12.4%
% of FP17s for the same patient ID Re-attending within 3 months - Adults	593	3,317	17.9%	15.8%	16.5%	16.6%
% of FP17s for the same patient ID Re-attending between 3 & 9 months - Children	694	1,034	67.1%	59.0%	60.2%	57.5%
% of FP17s for the same patient ID Re-attending between 3 & 9 months - Adults	1,916	3,317	57.8%	51.0%	52.0%	50.4%
% of FP17s for Band 1 Urgent Courses	436	4,160	10.5%	9.5%	9.5%	9.1%
% of FP17s Relating to Free Repair or Replacements	35	4,160	0.8%	0.6%	0.7%	0.8%
% of FP17s Relating to Continuations	33	4,160	0.8%	1.1%	1.2%	1.3%
% of Patients satisfied with the dentistry they have received	4	5	N/A	92.5%	92.9%	92.7%
% of Patients satisfied with the time they had to wait for an appointment	5	5	N/A	89.3%	88.8%	88.8%

* This is based on patients treated on this contract for their most recent course of treatment. Figures in italics indicate the base number of FP17s or Patient Questionnaire responses are less than 100. N/A is shown where the base number of responses is less than 10 during the period. % is calculated as Quantity/Base number*100

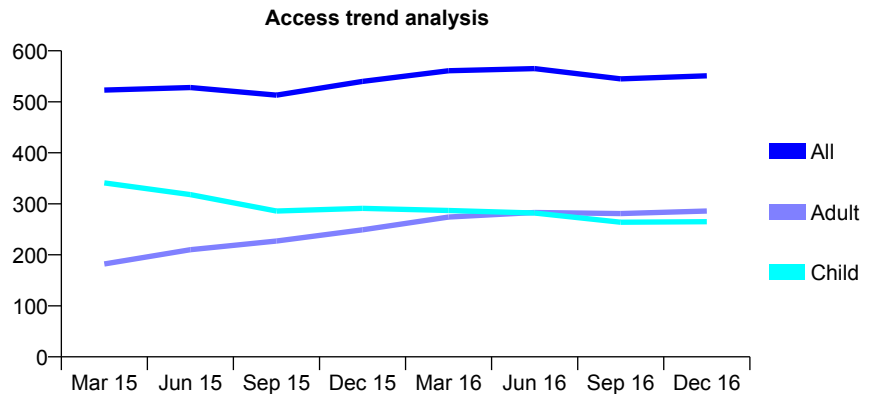
Q68 - Vital Signs At a Glance Contract Report for 190195/0021 - December 2016

Name or company name	Xeon Smiles UK Ltd
Contract type name	GDS Contract
Purpose of contract	General
Contract start date	01/01/2013
Contract end date	

16/17 Contracted general activity (UDA)	1,134
Carry forward general activity (UDA)	-23
16/17 Contracted orthodontic activity (UOA)	0
Carry forward orthodontic activity (UOA)	0
Baseline contract value	£25,775.70

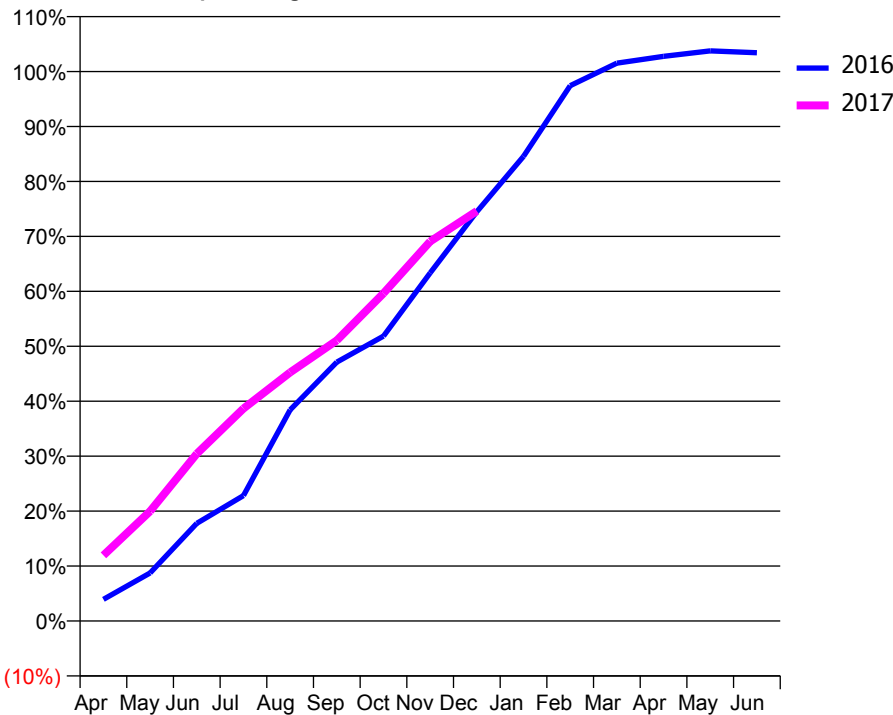
ACCESS*

Patients seen in 24 months	Total	Change since previous quarter
Quarter ending December 2015	540	
Quarter ending March 2016	561	↑
Quarter ending June 2016	565	→
Quarter ending September 2016	545	↓
Quarter ending December 2016	551	→
Variance since December 2015	2.0%	↑



ACTIVITY

Cumulative percentage of contracted UDA delivered 2016 & 2017



Month	Adjusted Scheduled Activity (UDA)	
	2016	2017
April	45	135
May	99	227
June	202	345
July	259	439
August	436	513
September	534	579
October	588	676
November	718	783
December	845	846
January	959	
February	1,105	
March	1,151	
April	1,165	
May	1,177	
June	1,173	

QUALITY

	Quantity	Base Number	Contract	AT	Region	England
% of FP17s for the same patient ID Re-attending within 3 months - Children	16	339	4.7%	9.9%	11.9%	12.4%
% of FP17s for the same patient ID Re-attending within 3 months - Adults	34	251	13.5%	15.8%	16.5%	16.6%
% of FP17s for the same patient ID Re-attending between 3 & 9 months - Children	264	339	77.9%	59.0%	60.2%	57.5%
% of FP17s for the same patient ID Re-attending between 3 & 9 months - Adults	154	251	61.4%	51.0%	52.0%	50.4%
% of FP17s for Band 1 Urgent Courses	40	567	7.1%	9.5%	9.5%	9.1%
% of FP17s Relating to Free Repair or Replacements	0	567	0.0%	0.6%	0.7%	0.8%
% of FP17s Relating to Continuations	0	567	0.0%	1.1%	1.2%	1.3%
% of Patients satisfied with the dentistry they have received	0	0	N/A	92.5%	92.9%	92.7%
% of Patients satisfied with the time they had to wait for an appointment	0	0	N/A	89.3%	88.8%	88.8%

* This is based on patients treated on this contract for their most recent course of treatment. Figures in italics indicate the base number of FP17s or Patient Questionnaire responses are less than 100. N/A is shown where the base number of responses is less than 10 during the period. % is calculated as Quantity/Base number*100

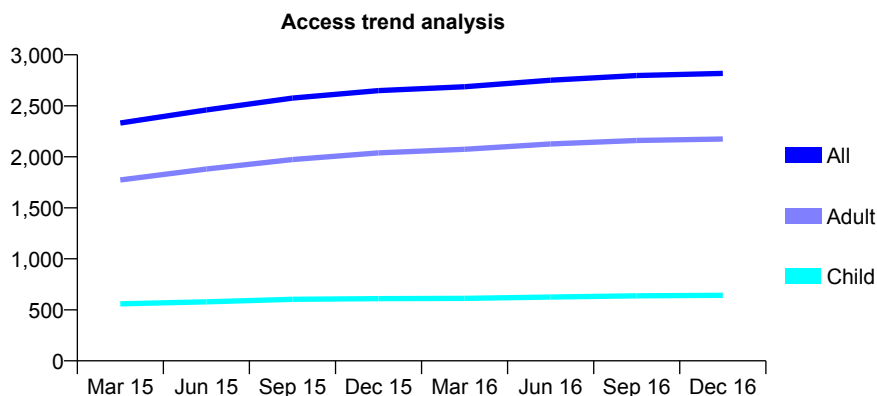
Q68 - Vital Signs At a Glance Contract Report for 190829/0001 - December 2016

Name or company name	The Sea Road Dental Practice Partnership
Contract type name	GDS Contract
Purpose of contract	General
Contract start date	20/01/2014
Contract end date	

16/17 Contracted general activity (UDA)	6,800
Carry forward general activity (UDA)	207
16/17 Contracted orthodontic activity (UOA)	0
Carry forward orthodontic activity (UOA)	0
Baseline contract value	£177,921.13

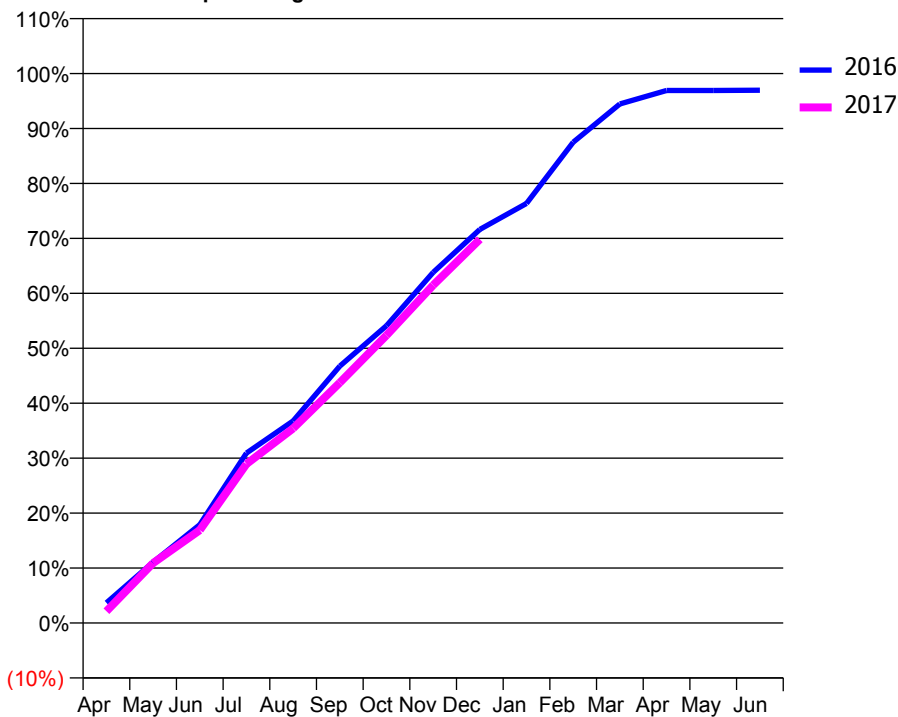
ACCESS*

Patients seen in 24 months	Total	Change since previous quarter
Quarter ending December 2015	2,649	
Quarter ending March 2016	2,687	→
Quarter ending June 2016	2,751	↑
Quarter ending September 2016	2,797	→
Quarter ending December 2016	2,817	→
Variance since December 2015	6.3%	↑



ACTIVITY

Cumulative percentage of contracted UDA delivered 2016 & 2017



Month	Adjusted Scheduled Activity (UDA)	
	2016	2017
April	250	146
May	754	742
June	1,216	1,149
July	2,103	1,968
August	2,501	2,408
September	3,178	2,975
October	3,679	3,560
November	4,339	4,181
December	4,870	4,748
January	5,192	
February	5,949	
March	6,423	
April	6,590	
May	6,589	
June	6,593	

QUALITY

	Quantity	Base Number	Contract	AT	Region	England
% of FP17s for the same patient ID Re-attending within 3 months - Children	24	747	3.2%	9.9%	11.9%	12.4%
% of FP17s for the same patient ID Re-attending within 3 months - Adults	196	2,259	8.7%	15.8%	16.5%	16.6%
% of FP17s for the same patient ID Re-attending between 3 & 9 months - Children	523	747	70.0%	59.0%	60.2%	57.5%
% of FP17s for the same patient ID Re-attending between 3 & 9 months - Adults	1,356	2,259	60.0%	51.0%	52.0%	50.4%
% of FP17s for Band 1 Urgent Courses	113	2,894	3.9%	9.5%	9.5%	9.1%
% of FP17s Relating to Free Repair or Replacements	0	2,894	0.0%	0.6%	0.7%	0.8%
% of FP17s Relating to Continuations	18	2,894	0.6%	1.1%	1.2%	1.3%
% of Patients satisfied with the dentistry they have received	6	6	N/A	92.5%	92.9%	92.7%
% of Patients satisfied with the time they had to wait for an appointment	5	6	N/A	89.3%	88.8%	88.8%

* This is based on patients treated on this contract for their most recent course of treatment. Figures in italics indicate the base number of FP17s or Patient Questionnaire responses are less than 100. N/A is shown where the base number of responses is less than 10 during the period. % is calculated as Quantity/Base number*100

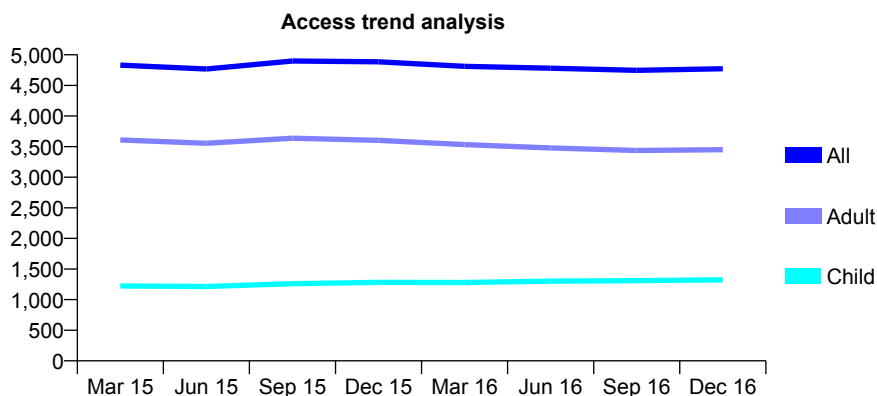
Q68 - Vital Signs At a Glance Contract Report for 191043/0001 - December 2016

Name or company name	Pembroke Practice Limited
Contract type name	GDS Contract
Purpose of contract	General
Contract start date	01/03/2011
Contract end date	

16/17 Contracted general activity (UDA)	12,464
Carry forward general activity (UDA)	-10
16/17 Contracted orthodontic activity (UOA)	0
Carry forward orthodontic activity (UOA)	0
Baseline contract value	£318,877.21

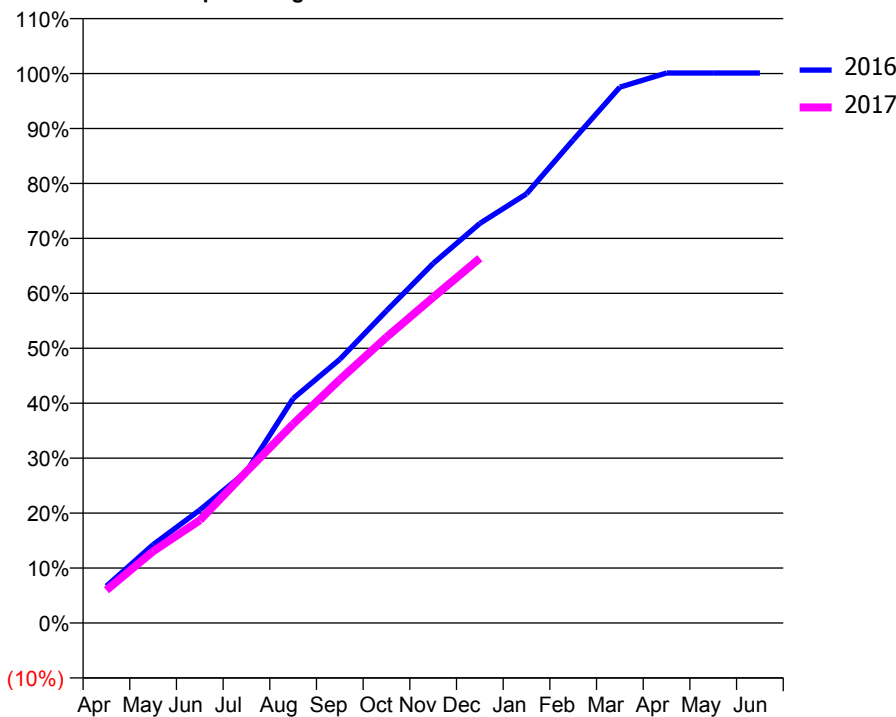
ACCESS*

Patients seen in 24 months	Total	Change since previous quarter
Quarter ending December 2015	4,886	
Quarter ending March 2016	4,812	↓
Quarter ending June 2016	4,780	→
Quarter ending September 2016	4,747	→
Quarter ending December 2016	4,773	→
Variance since December 2015	(2.3%)	↓



ACTIVITY

Cumulative percentage of contracted UDA delivered 2016 & 2017



Month	Adjusted Scheduled Activity (UDA)	
	2016	2017
April	835	745
May	1,776	1,627
June	2,562	2,330
July	3,433	3,435
August	5,093	4,513
September	5,981	5,523
October	7,082	6,484
November	8,157	7,387
December	9,063	8,274
January	9,734	
February	10,956	
March	12,153	
April	12,476	
May	12,474	
June	12,474	

QUALITY

	Quantity	Base Number	Contract	AT	Region	England
% of FP17s for the same patient ID Re-attending within 3 months - Children	67	1,229	5.5%	9.9%	11.9%	12.4%
% of FP17s for the same patient ID Re-attending within 3 months - Adults	470	3,055	15.4%	15.8%	16.5%	16.6%
% of FP17s for the same patient ID Re-attending between 3 & 9 months - Children	647	1,229	52.6%	59.0%	60.2%	57.5%
% of FP17s for the same patient ID Re-attending between 3 & 9 months - Adults	1,416	3,055	46.4%	51.0%	52.0%	50.4%
% of FP17s for Band 1 Urgent Courses	506	4,152	12.2%	9.5%	9.5%	9.1%
% of FP17s Relating to Free Repair or Replacements	28	4,152	0.7%	0.6%	0.7%	0.8%
% of FP17s Relating to Continuations	7	4,152	0.2%	1.1%	1.2%	1.3%
% of Patients satisfied with the dentistry they have received	4	4	N/A	92.5%	92.9%	92.7%
% of Patients satisfied with the time they had to wait for an appointment	4	4	N/A	89.3%	88.8%	88.8%

* This is based on patients treated on this contract for their most recent course of treatment. Figures in italics indicate the base number of FP17s or Patient Questionnaire responses are less than 100. N/A is shown where the base number of responses is less than 10 during the period. % is calculated as Quantity/Base number*100

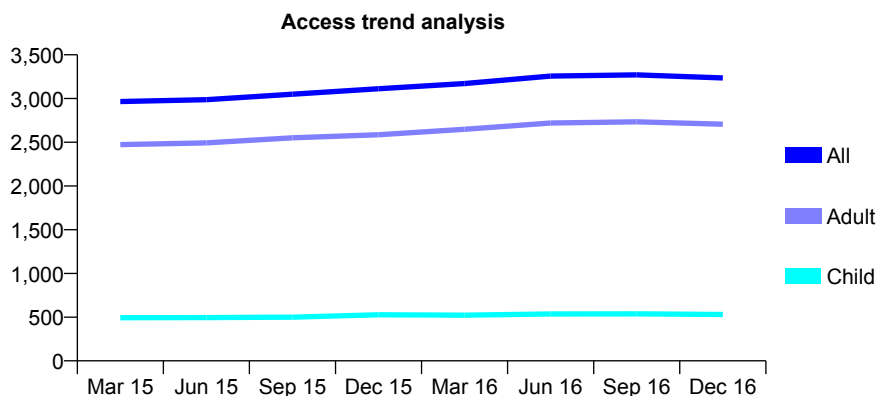
Q68 - Vital Signs At a Glance Contract Report for 191264/0002 - December 2016

Name or company name	Steydent Ltd
Contract type name	GDS Contract
Purpose of contract	General
Contract start date	01/11/2008
Contract end date	

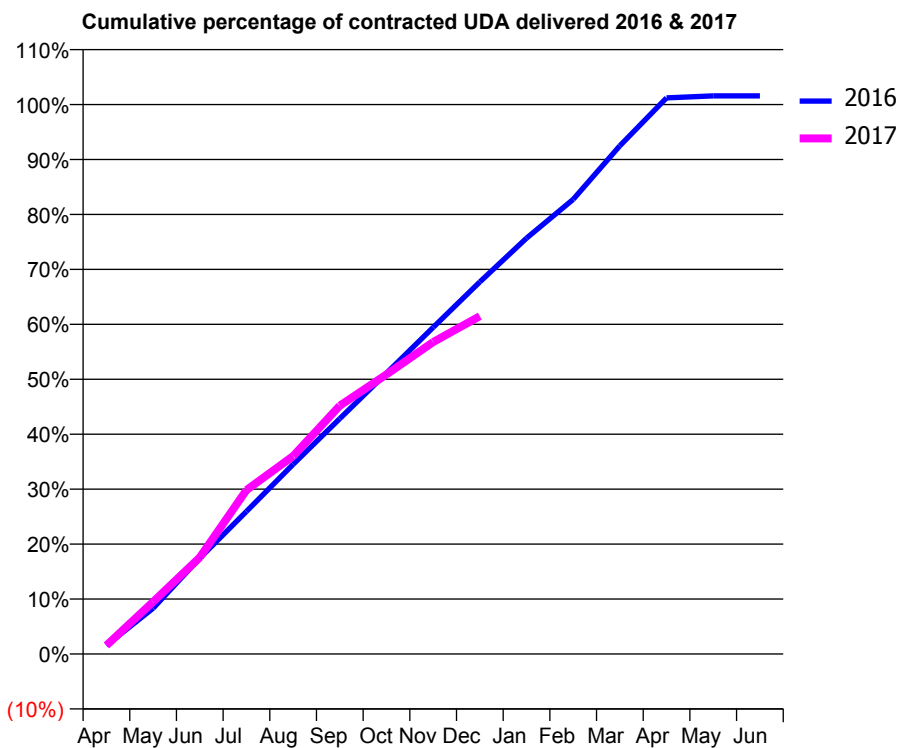
16/17 Contracted general activity (UDA)	10,196
Carry forward general activity (UDA)	-159
16/17 Contracted orthodontic activity (UOA)	0
Carry forward orthodontic activity (UOA)	0
Baseline contract value	£273,893.59

ACCESS*

Patients seen in 24 months	Total	Change since previous quarter
Quarter ending December 2015	3,112	
Quarter ending March 2016	3,171	→
Quarter ending June 2016	3,256	↑
Quarter ending September 2016	3,271	→
Quarter ending December 2016	3,236	↓
Variance since December 2015	4.0%	↑



ACTIVITY



Month	Adjusted Scheduled Activity (UDA)	
	2016	2017
April	159	159
May	850	969
June	1,777	1,792
July	2,645	3,042
August	3,519	3,674
September	4,367	4,608
October	5,211	5,188
November	6,061	5,789
December	6,905	6,268
January	7,716	
February	8,437	
March	9,431	
April	10,319	
May	10,355	
June	10,355	

QUALITY

	Quantity	Base Number	Contract	AT	Region	England
% of FP17s for the same patient ID Re-attending within 3 months - Children	43	665	6.5%	9.9%	11.9%	12.4%
% of FP17s for the same patient ID Re-attending within 3 months - Adults	260	2,864	9.1%	15.8%	16.5%	16.6%
% of FP17s for the same patient ID Re-attending between 3 & 9 months - Children	405	665	60.9%	59.0%	60.2%	57.5%
% of FP17s for the same patient ID Re-attending between 3 & 9 months - Adults	1,591	2,864	55.6%	51.0%	52.0%	50.4%
% of FP17s for Band 1 Urgent Courses	253	3,093	8.2%	9.5%	9.5%	9.1%
% of FP17s Relating to Free Repair or Replacements	16	3,093	0.5%	0.6%	0.7%	0.8%
% of FP17s Relating to Continuations	12	3,093	0.4%	1.1%	1.2%	1.3%
% of Patients satisfied with the dentistry they have received	2	2	N/A	92.5%	92.9%	92.7%
% of Patients satisfied with the time they had to wait for an appointment	2	2	N/A	89.3%	88.8%	88.8%

* This is based on patients treated on this contract for their most recent course of treatment. Figures in italics indicate the base number of FP17s or Patient Questionnaire responses are less than 100. N/A is shown where the base number of responses is less than 10 during the period. % is calculated as Quantity/Base number*100

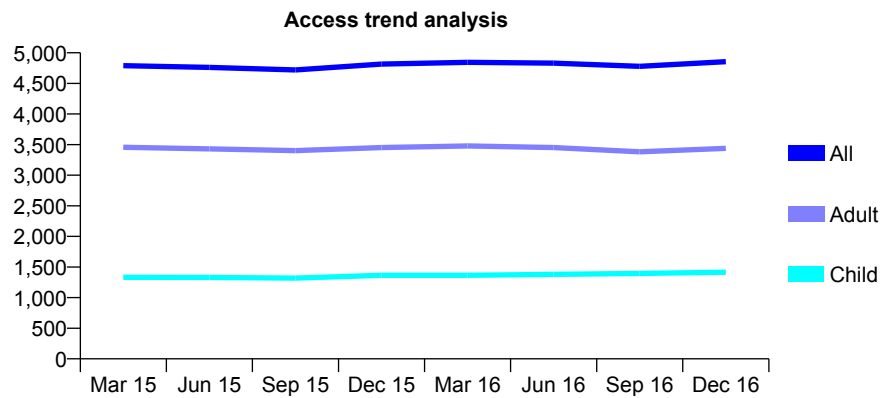
Q68 - Vital Signs At a Glance Contract Report for 192228/0001 - December 2016

Name or company name	Mr A Memaripour and Mr N Zadeh Davani
Contract type name	GDS Contract
Purpose of contract	General
Contract start date	01/04/2010
Contract end date	

16/17 Contracted general activity (UDA)	17,266
Carry forward general activity (UDA)	103
16/17 Contracted orthodontic activity (UOA)	0
Carry forward orthodontic activity (UOA)	0
Baseline contract value	£453,863.09

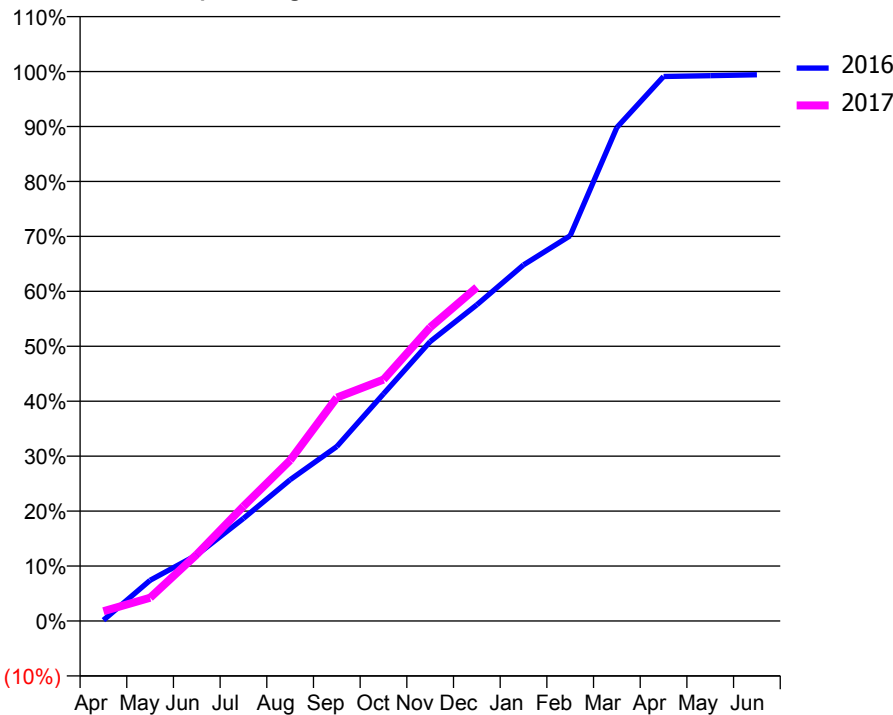
ACCESS*

Patients seen in 24 months	Total	Change since previous quarter
Quarter ending December 2015	4,815	
Quarter ending March 2016	4,845	→
Quarter ending June 2016	4,832	→
Quarter ending September 2016	4,778	↓
Quarter ending December 2016	4,856	→
Variance since December 2015	0.9%	→



ACTIVITY

Cumulative percentage of contracted UDA delivered 2016 & 2017



Month	Adjusted Scheduled Activity (UDA)	
	2016	2017
April	26	307
May	1,278	733
June	2,078	2,091
July	3,224	3,607
August	4,440	5,051
September	5,484	7,019
October	7,136	7,585
November	8,778	9,230
December	9,937	10,485
January	11,191	
February	12,107	
March	15,508	
April	17,109	
May	17,135	
June	17,163	

QUALITY

	Quantity	Base Number	Contract	AT	Region	England
% of FP17s for the same patient ID Re-attending within 3 months - Children	88	1,256	7.0%	9.9%	11.9%	12.4%
% of FP17s for the same patient ID Re-attending within 3 months - Adults	436	2,805	15.5%	15.8%	16.5%	16.6%
% of FP17s for the same patient ID Re-attending between 3 & 9 months - Children	625	1,256	49.8%	59.0%	60.2%	57.5%
% of FP17s for the same patient ID Re-attending between 3 & 9 months - Adults	1,276	2,805	45.5%	51.0%	52.0%	50.4%
% of FP17s for Band 1 Urgent Courses	405	3,655	11.1%	9.5%	9.5%	9.1%
% of FP17s Relating to Free Repair or Replacements	10	3,655	0.3%	0.6%	0.7%	0.8%
% of FP17s Relating to Continuations	8	3,655	0.2%	1.1%	1.2%	1.3%
% of Patients satisfied with the dentistry they have received	7	8	N/A	92.5%	92.9%	92.7%
% of Patients satisfied with the time they had to wait for an appointment	8	8	N/A	89.3%	88.8%	88.8%

* This is based on patients treated on this contract for their most recent course of treatment. Figures in italics indicate the base number of FP17s or Patient Questionnaire responses are less than 100. N/A is shown where the base number of responses is less than 10 during the period. % is calculated as Quantity/Base number*100

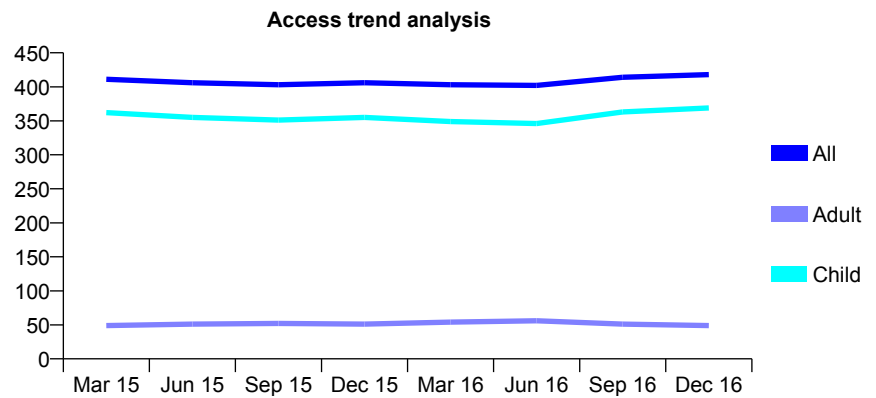
Q68 - Vital Signs At a Glance Contract Report for 192325/0001 - December 2016

Name or company name	CDP (UK) Ltd
Contract type name	GDS Contract
Purpose of contract	General
Contract start date	01/07/2011
Contract end date	

16/17 Contracted general activity (UDA)	779
Carry forward general activity (UDA)	-16
16/17 Contracted orthodontic activity (UOA)	0
Carry forward orthodontic activity (UOA)	0
Baseline contract value	£19,821.94

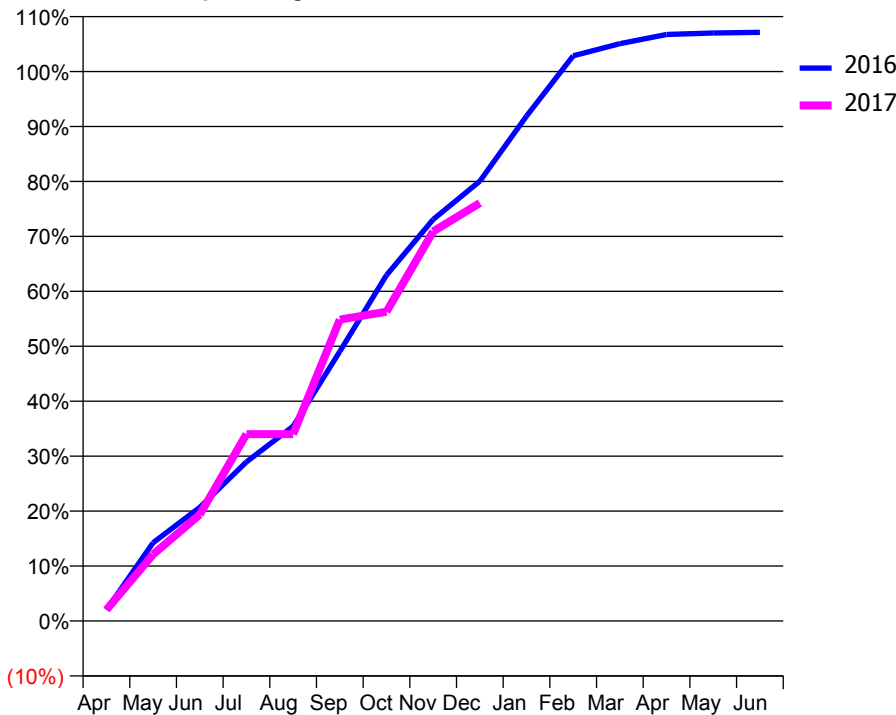
ACCESS*

Patients seen in 24 months	Total	Change since previous quarter
Quarter ending December 2015	406	
Quarter ending March 2016	403	→
Quarter ending June 2016	402	→
Quarter ending September 2016	414	↑
Quarter ending December 2016	418	→
Variance since December 2015	3.0%	↑



ACTIVITY

Cumulative percentage of contracted UDA delivered 2016 & 2017



Month	Adjusted Scheduled Activity (UDA)	
	2016	2017
April	16	16
May	111	94
June	161	151
July	226	265
August	276	265
September	382	427
October	490	438
November	569	552
December	624	593
January	716	
February	801	
March	818	
April	831	
May	834	
June	835	

QUALITY

	Quantity	Base Number	Contract	AT	Region	England
% of FP17s for the same patient ID Re-attending within 3 months - Children	20	379	5.3%	9.9%	11.9%	12.4%
% of FP17s for the same patient ID Re-attending within 3 months - Adults	0	21	0.0%	15.8%	16.5%	16.6%
% of FP17s for the same patient ID Re-attending between 3 & 9 months - Children	206	379	54.4%	59.0%	60.2%	57.5%
% of FP17s for the same patient ID Re-attending between 3 & 9 months - Adults	13	21	61.9%	51.0%	52.0%	50.4%
% of FP17s for Band 1 Urgent Courses	18	380	4.7%	9.5%	9.5%	9.1%
% of FP17s Relating to Free Repair or Replacements	0	380	0.0%	0.6%	0.7%	0.8%
% of FP17s Relating to Continuations	0	380	0.0%	1.1%	1.2%	1.3%
% of Patients satisfied with the dentistry they have received	2	2	N/A	92.5%	92.9%	92.7%
% of Patients satisfied with the time they had to wait for an appointment	2	2	N/A	89.3%	88.8%	88.8%

* This is based on patients treated on this contract for their most recent course of treatment. Figures in italics indicate the base number of FP17s or Patient Questionnaire responses are less than 100. N/A is shown where the base number of responses is less than 10 during the period. % is calculated as Quantity/Base number*100

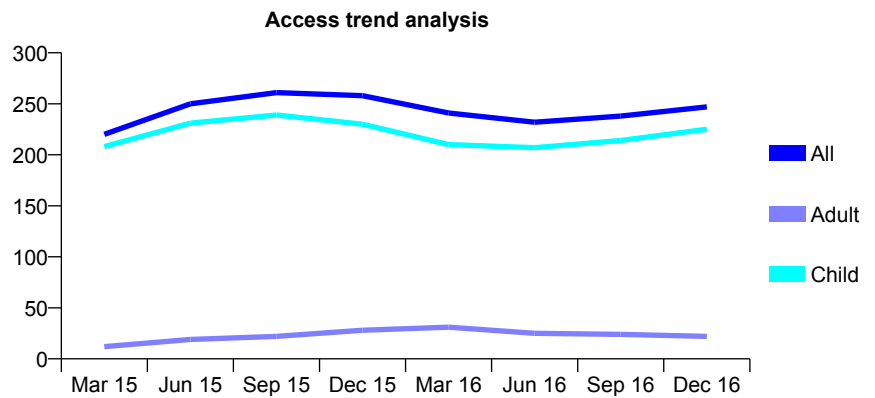
Q68 - Vital Signs At a Glance Contract Report for 192686/0001 - December 2016

Name or company name	Apex Dental Care Merrow Partnership
Contract type name	GDS Contract
Purpose of contract	General
Contract start date	01/04/2014
Contract end date	

16/17 Contracted general activity (UDA)	400
Carry forward general activity (UDA)	-8
16/17 Contracted orthodontic activity (UOA)	0
Carry forward orthodontic activity (UOA)	0
Baseline contract value	£9,917.73

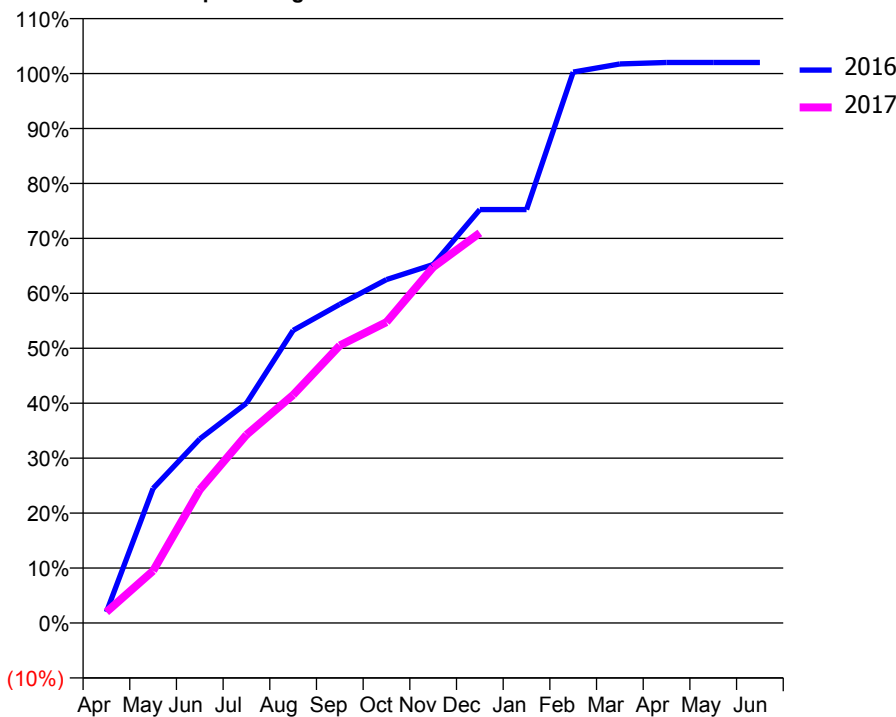
ACCESS*

Patients seen in 24 months	Total	Change since previous quarter
Quarter ending December 2015	258	
Quarter ending March 2016	241	↓
Quarter ending June 2016	232	↓
Quarter ending September 2016	238	↑
Quarter ending December 2016	247	↑
Variance since December 2015	(4.3%)	↓



ACTIVITY

Cumulative percentage of contracted UDA delivered 2016 & 2017



Month	Adjusted Scheduled Activity (UDA)	
	2016	2017
April	8	8
May	98	38
June	134	97
July	160	137
August	213	166
September	232	202
October	250	219
November	261	259
December	301	284
January	301	
February	401	
March	407	
April	408	
May	408	
June	408	

QUALITY

	Quantity	Base Number	Contract	AT	Region	England
% of FP17s for the same patient ID Re-attending within 3 months - Children	1	246	0.4%	9.9%	11.9%	12.4%
% of FP17s for the same patient ID Re-attending within 3 months - Adults	0	0	N/A	15.8%	16.5%	16.6%
% of FP17s for the same patient ID Re-attending between 3 & 9 months - Children	164	246	66.7%	59.0%	60.2%	57.5%
% of FP17s for the same patient ID Re-attending between 3 & 9 months - Adults	0	0	N/A	51.0%	52.0%	50.4%
% of FP17s for Band 1 Urgent Courses	0	244	0.0%	9.5%	9.5%	9.1%
% of FP17s Relating to Free Repair or Replacements	0	244	0.0%	0.6%	0.7%	0.8%
% of FP17s Relating to Continuations	0	244	0.0%	1.1%	1.2%	1.3%
% of Patients satisfied with the dentistry they have received	0	0	N/A	92.5%	92.9%	92.7%
% of Patients satisfied with the time they had to wait for an appointment	0	0	N/A	89.3%	88.8%	88.8%

* This is based on patients treated on this contract for their most recent course of treatment. Figures in italics indicate the base number of FP17s or Patient Questionnaire responses are less than 100. N/A is shown where the base number of responses is less than 10 during the period. % is calculated as Quantity/Base number*100

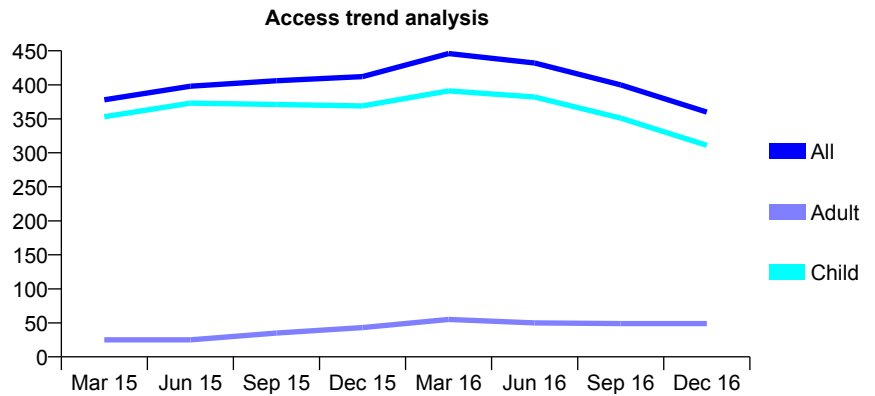
Q68 - Vital Signs At a Glance Contract Report for 192686/0002 - December 2016

Name or company name	Apex Dental Care Merrow Partnership
Contract type name	GDS Contract
Purpose of contract	General
Contract start date	01/04/2014
Contract end date	

16/17 Contracted general activity (UDA)	750
Carry forward general activity (UDA)	-15
16/17 Contracted orthodontic activity (UOA)	0
Carry forward orthodontic activity (UOA)	0
Baseline contract value	£16,861.73

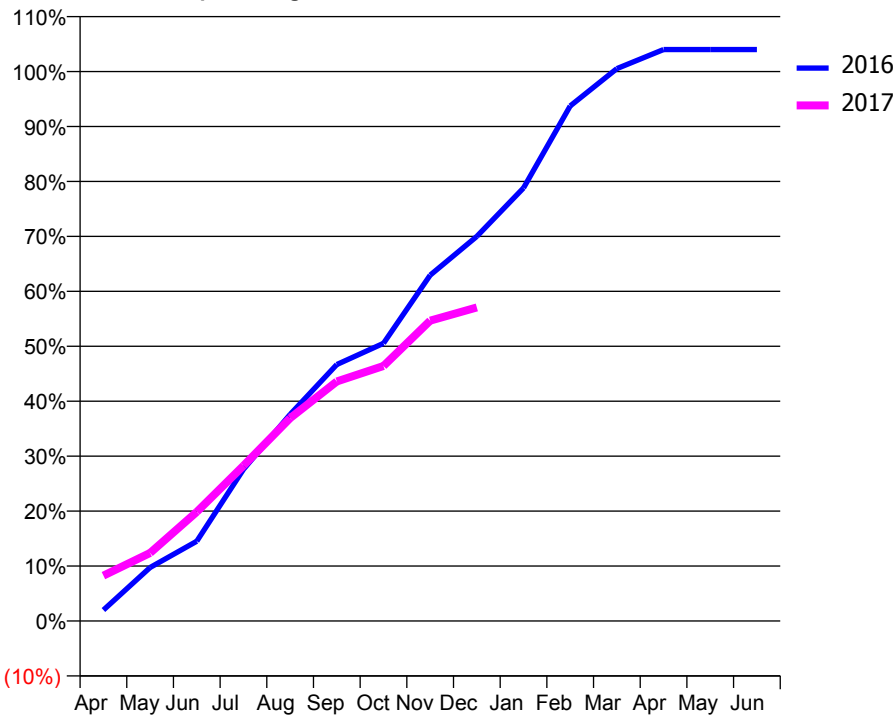
ACCESS*

Patients seen in 24 months	Total	Change since previous quarter
Quarter ending December 2015	412	
Quarter ending March 2016	446	↑
Quarter ending June 2016	432	↓
Quarter ending September 2016	400	↓
Quarter ending December 2016	360	↓
Variance since December 2015	(12.6%)	↓



ACTIVITY

Cumulative percentage of contracted UDA delivered 2016 & 2017



Month	Adjusted Scheduled Activity (UDA)	
	2016	2017
April	15	62
May	73	93
June	109	149
July	207	212
August	282	277
September	350	327
October	379	348
November	472	410
December	525	428
January	591	
February	703	
March	754	
April	780	
May	780	
June	780	

QUALITY

	Quantity	Base Number	Contract	AT	Region	England
% of FP17s for the same patient ID Re-attending within 3 months - Children	12	368	3.3%	9.9%	11.9%	12.4%
% of FP17s for the same patient ID Re-attending within 3 months - Adults	0	0	N/A	15.8%	16.5%	16.6%
% of FP17s for the same patient ID Re-attending between 3 & 9 months - Children	287	368	78.0%	59.0%	60.2%	57.5%
% of FP17s for the same patient ID Re-attending between 3 & 9 months - Adults	0	0	N/A	51.0%	52.0%	50.4%
% of FP17s for Band 1 Urgent Courses	0	344	0.0%	9.5%	9.5%	9.1%
% of FP17s Relating to Free Repair or Replacements	0	344	0.0%	0.6%	0.7%	0.8%
% of FP17s Relating to Continuations	0	344	0.0%	1.1%	1.2%	1.3%
% of Patients satisfied with the dentistry they have received	0	0	N/A	92.5%	92.9%	92.7%
% of Patients satisfied with the time they had to wait for an appointment	0	0	N/A	89.3%	88.8%	88.8%

* This is based on patients treated on this contract for their most recent course of treatment. Figures in italics indicate the base number of FP17s or Patient Questionnaire responses are less than 100. N/A is shown where the base number of responses is less than 10 during the period. % is calculated as Quantity/Base number*100

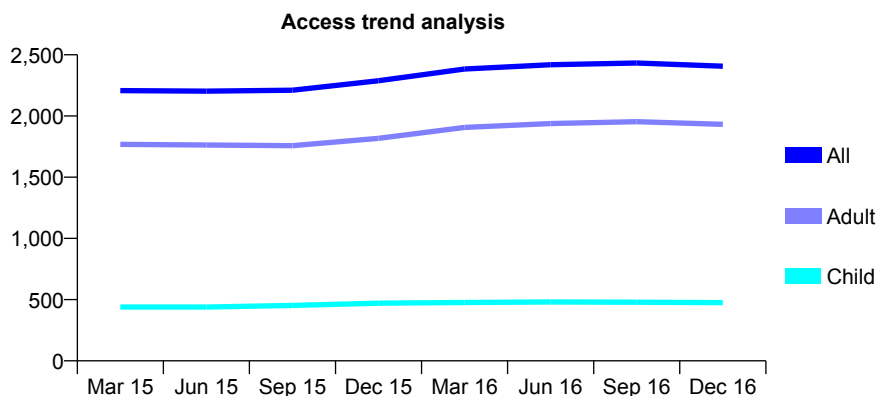
Q68 - Vital Signs At a Glance Contract Report for 192783/0001 - December 2016

Name or company name	Mr Redstone & Associates
Contract type name	GDS Contract
Purpose of contract	General
Contract start date	01/11/2012
Contract end date	

16/17 Contracted general activity (UDA)	7,762
Carry forward general activity (UDA)	239
16/17 Contracted orthodontic activity (UOA)	0
Carry forward orthodontic activity (UOA)	0
Baseline contract value	£174,945.42

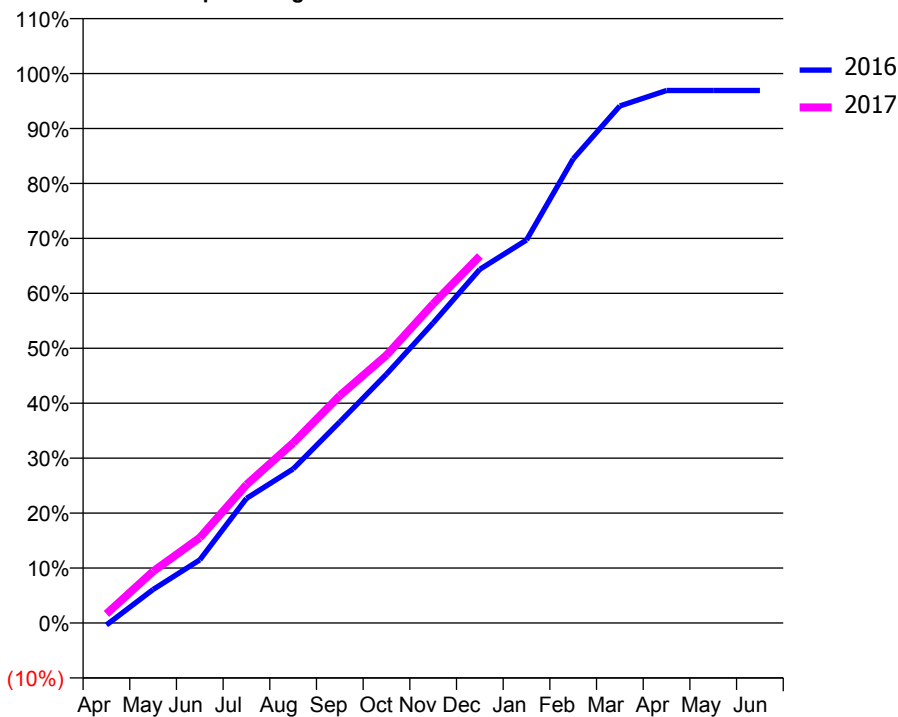
ACCESS*

Patients seen in 24 months	Total	Change since previous quarter
Quarter ending December 2015	2,288	
Quarter ending March 2016	2,384	↑
Quarter ending June 2016	2,419	→
Quarter ending September 2016	2,433	→
Quarter ending December 2016	2,407	↓
Variance since December 2015	5.2%	↑



ACTIVITY

Cumulative percentage of contracted UDA delivered 2016 & 2017



Month	Adjusted Scheduled Activity (UDA)	
	2016	2017
April	-29	128
May	473	730
June	893	1,205
July	1,760	1,954
August	2,177	2,543
September	2,842	3,213
October	3,516	3,783
November	4,240	4,508
December	4,996	5,185
January	5,410	
February	6,556	
March	7,303	
April	7,522	
May	7,522	
June	7,523	

QUALITY

	Quantity	Base Number	Contract	AT	Region	England
% of FP17s for the same patient ID Re-attending within 3 months - Children	34	561	6.1%	9.9%	11.9%	12.4%
% of FP17s for the same patient ID Re-attending within 3 months - Adults	255	2,167	11.8%	15.8%	16.5%	16.6%
% of FP17s for the same patient ID Re-attending between 3 & 9 months - Children	406	561	72.4%	59.0%	60.2%	57.5%
% of FP17s for the same patient ID Re-attending between 3 & 9 months - Adults	1,164	2,167	53.7%	51.0%	52.0%	50.4%
% of FP17s for Band 1 Urgent Courses	180	2,614	6.9%	9.5%	9.5%	9.1%
% of FP17s Relating to Free Repair or Replacements	11	2,614	0.4%	0.6%	0.7%	0.8%
% of FP17s Relating to Continuations	8	2,614	0.3%	1.1%	1.2%	1.3%
% of Patients satisfied with the dentistry they have received	5	5	N/A	92.5%	92.9%	92.7%
% of Patients satisfied with the time they had to wait for an appointment	4	5	N/A	89.3%	88.8%	88.8%

* This is based on patients treated on this contract for their most recent course of treatment. Figures in italics indicate the base number of FP17s or Patient Questionnaire responses are less than 100. N/A is shown where the base number of responses is less than 10 during the period. % is calculated as Quantity/Base number*100

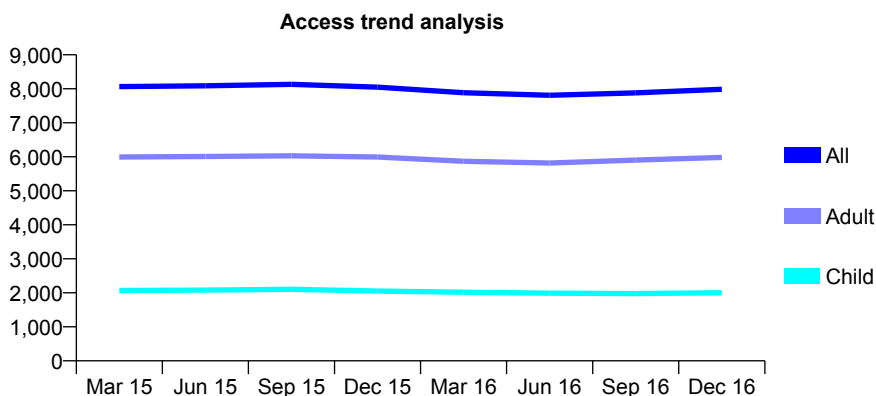
Q68 - Vital Signs At a Glance Contract Report for 193186/0001 - December 2016

Name or company name	M W Botha Limited
Contract type name	GDS Contract
Purpose of contract	General
Contract start date	01/04/2010
Contract end date	

16/17 Contracted general activity (UDA)	21,440
Carry forward general activity (UDA)	29
16/17 Contracted orthodontic activity (UOA)	0
Carry forward orthodontic activity (UOA)	0
Baseline contract value	£654,764.34

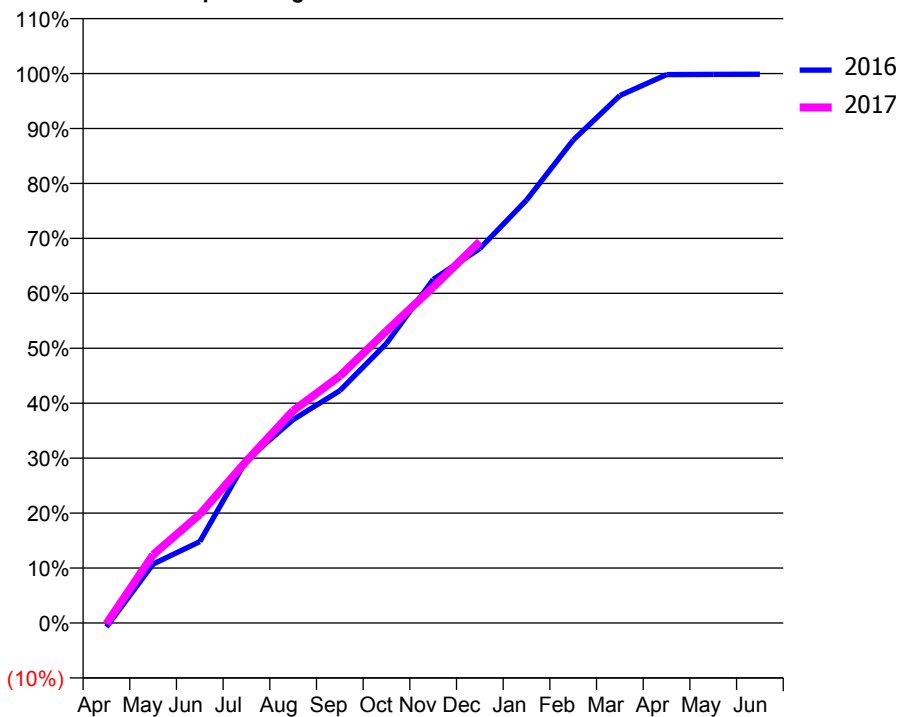
ACCESS*

Patients seen in 24 months	Total	Change since previous quarter
Quarter ending December 2015	8,049	
Quarter ending March 2016	7,885	↓
Quarter ending June 2016	7,809	→
Quarter ending September 2016	7,881	→
Quarter ending December 2016	7,985	→
Variance since December 2015	(0.8%)	→



ACTIVITY

Cumulative percentage of contracted UDA delivered 2016 & 2017



Month	Adjusted Scheduled Activity (UDA)	
	2016	2017
April	-158	-29
May	2,304	2,667
June	3,177	4,242
July	6,361	6,325
August	7,937	8,286
September	9,068	9,637
October	10,910	11,398
November	13,403	13,108
December	14,613	14,881
January	16,503	
February	18,841	
March	20,578	
April	21,398	
May	21,410	
June	21,411	

QUALITY

	Quantity	Base Number	Contract	AT	Region	England
% of FP17s for the same patient ID Re-attending within 3 months - Children	149	2,021	7.4%	9.9%	11.9%	12.4%
% of FP17s for the same patient ID Re-attending within 3 months - Adults	1,219	5,919	20.6%	15.8%	16.5%	16.6%
% of FP17s for the same patient ID Re-attending between 3 & 9 months - Children	1,018	2,021	50.4%	59.0%	60.2%	57.5%
% of FP17s for the same patient ID Re-attending between 3 & 9 months - Adults	2,630	5,919	44.4%	51.0%	52.0%	50.4%
% of FP17s for Band 1 Urgent Courses	1,290	7,565	17.1%	9.5%	9.5%	9.1%
% of FP17s Relating to Free Repair or Replacements	8	7,565	0.1%	0.6%	0.7%	0.8%
% of FP17s Relating to Continuations	30	7,565	0.4%	1.1%	1.2%	1.3%
% of Patients satisfied with the dentistry they have received	14	15	93.3%	92.5%	92.9%	92.7%
% of Patients satisfied with the time they had to wait for an appointment	13	15	86.7%	89.3%	88.8%	88.8%

* This is based on patients treated on this contract for their most recent course of treatment. Figures in italics indicate the base number of FP17s or Patient Questionnaire responses are less than 100. N/A is shown where the base number of responses is less than 10 during the period. % is calculated as Quantity/Base number*100

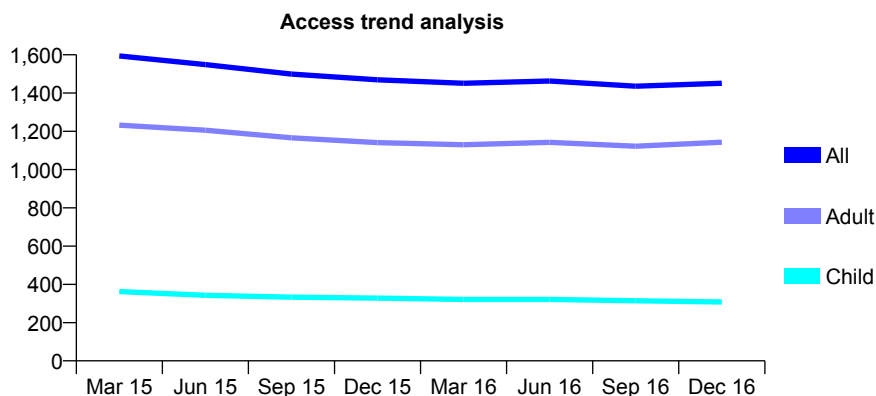
Q68 - Vital Signs At a Glance Contract Report for 193240/0001 - December 2016

Name or company name	Timberhill Dental Practice Ltd
Contract type name	GDS Contract
Purpose of contract	General
Contract start date	01/09/2009
Contract end date	

16/17 Contracted general activity (UDA)	4,942
Carry forward general activity (UDA)	0
16/17 Contracted orthodontic activity (UOA)	0
Carry forward orthodontic activity (UOA)	0
Baseline contract value	£114,337.18

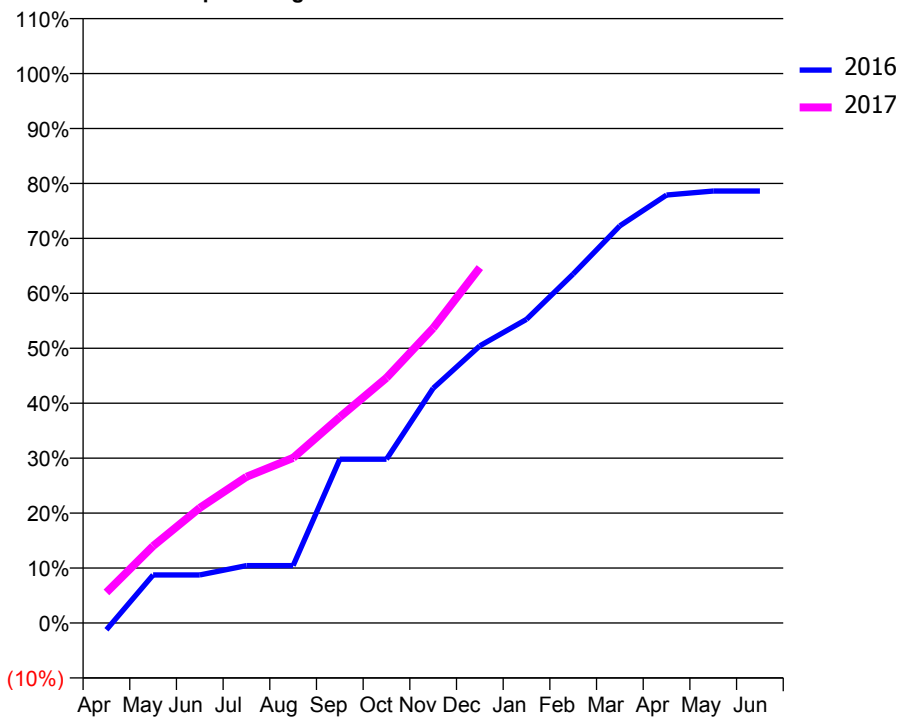
ACCESS*

Patients seen in 24 months	Total	Change since previous quarter
Quarter ending December 2015	1,469	
Quarter ending March 2016	1,451	↓
Quarter ending June 2016	1,463	→
Quarter ending September 2016	1,436	↓
Quarter ending December 2016	1,451	→
Variance since December 2015	(1.2%)	↓



ACTIVITY

Cumulative percentage of contracted UDA delivered 2016 & 2017



Adjusted Scheduled Activity (UDA)

Month	2016	2017
April	-62	276
May	432	693
June	432	1,036
July	516	1,315
August	516	1,485
September	1,473	1,853
October	1,473	2,205
November	2,111	2,652
December	2,493	3,197
January	2,732	
February	3,139	
March	3,573	
April	3,849	
May	3,885	
June	3,885	

QUALITY

	Quantity	Base Number	Contract	AT	Region	England
% of FP17s for the same patient ID Re-attending within 3 months - Children	18	387	4.7%	9.9%	11.9%	12.4%
% of FP17s for the same patient ID Re-attending within 3 months - Adults	228	1,347	16.9%	15.8%	16.5%	16.6%
% of FP17s for the same patient ID Re-attending between 3 & 9 months - Children	236	387	61.0%	59.0%	60.2%	57.5%
% of FP17s for the same patient ID Re-attending between 3 & 9 months - Adults	680	1,347	50.5%	51.0%	52.0%	50.4%
% of FP17s for Band 1 Urgent Courses	154	1,563	9.9%	9.5%	9.5%	9.1%
% of FP17s Relating to Free Repair or Replacements	13	1,563	0.8%	0.6%	0.7%	0.8%
% of FP17s Relating to Continuations	37	1,563	2.4%	1.1%	1.2%	1.3%
% of Patients satisfied with the dentistry they have received	1	1	N/A	92.5%	92.9%	92.7%
% of Patients satisfied with the time they had to wait for an appointment	1	1	N/A	89.3%	88.8%	88.8%

* This is based on patients treated on this contract for their most recent course of treatment. Figures in italics indicate the base number of FP17s or Patient Questionnaire responses are less than 100. N/A is shown where the base number of responses is less than 10 during the period. % is calculated as Quantity/Base number*100

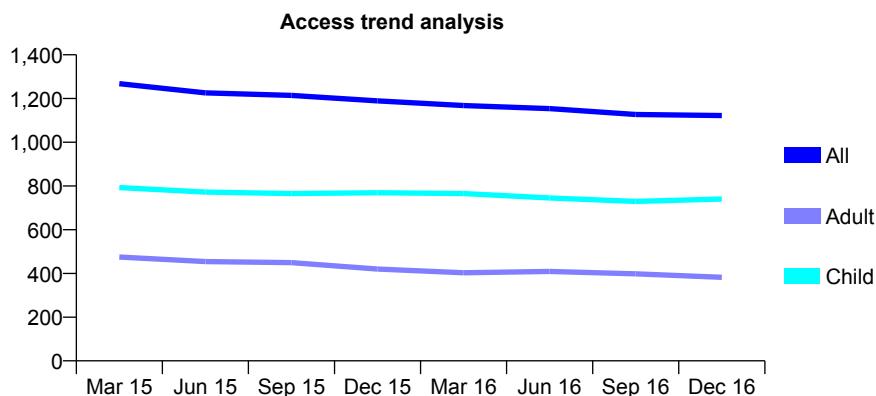
Q68 - Vital Signs At a Glance Contract Report for 193402/0001 - December 2016

Name or company name	Burgess Hill Dental Care Limited
Contract type name	GDS Contract
Purpose of contract	General
Contract start date	01/06/2011
Contract end date	

16/17 Contracted general activity (UDA)	2,975
Carry forward general activity (UDA)	0
16/17 Contracted orthodontic activity (UOA)	0
Carry forward orthodontic activity (UOA)	0
Baseline contract value	£68,096.78

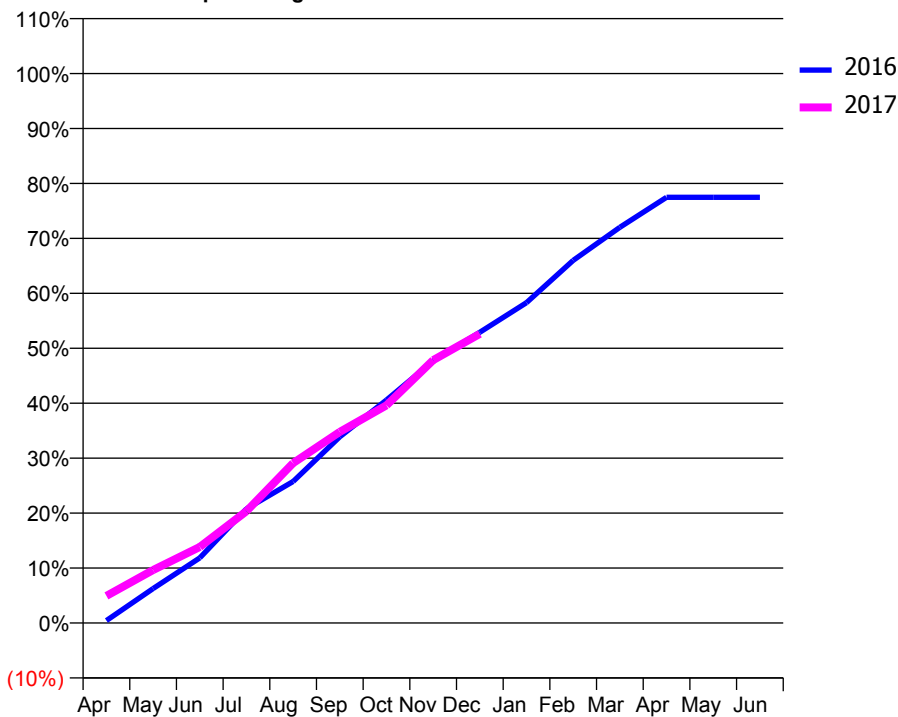
ACCESS*

Patients seen in 24 months	Total	Change since previous quarter
Quarter ending December 2015	1,189	
Quarter ending March 2016	1,168	↓
Quarter ending June 2016	1,154	↓
Quarter ending September 2016	1,127	↓
Quarter ending December 2016	1,122	→
Variance since December 2015	(5.6%)	↓



ACTIVITY

Cumulative percentage of contracted UDA delivered 2016 & 2017



Month	Adjusted Scheduled Activity (UDA)	
	2016	2017
April	13	147
May	186	287
June	353	412
July	618	605
August	766	866
September	1,008	1,035
October	1,207	1,179
November	1,419	1,423
December	1,574	1,565
January	1,735	
February	1,963	
March	2,143	
April	2,305	
May	2,305	
June	2,305	

QUALITY

	Quantity	Base Number	Contract	AT	Region	England
% of FP17s for the same patient ID Re-attending within 3 months - Children	71	994	7.1%	9.9%	11.9%	12.4%
% of FP17s for the same patient ID Re-attending within 3 months - Adults	20	274	7.3%	15.8%	16.5%	16.6%
% of FP17s for the same patient ID Re-attending between 3 & 9 months - Children	687	994	69.1%	59.0%	60.2%	57.5%
% of FP17s for the same patient ID Re-attending between 3 & 9 months - Adults	156	274	56.9%	51.0%	52.0%	50.4%
% of FP17s for Band 1 Urgent Courses	27	1,151	2.3%	9.5%	9.5%	9.1%
% of FP17s Relating to Free Repair or Replacements	2	1,151	0.2%	0.6%	0.7%	0.8%
% of FP17s Relating to Continuations	20	1,151	1.7%	1.1%	1.2%	1.3%
% of Patients satisfied with the dentistry they have received	2	2	N/A	92.5%	92.9%	92.7%
% of Patients satisfied with the time they had to wait for an appointment	2	2	N/A	89.3%	88.8%	88.8%

* This is based on patients treated on this contract for their most recent course of treatment. Figures in italics indicate the base number of FP17s or Patient Questionnaire responses are less than 100. N/A is shown where the base number of responses is less than 10 during the period. % is calculated as Quantity/Base number*100

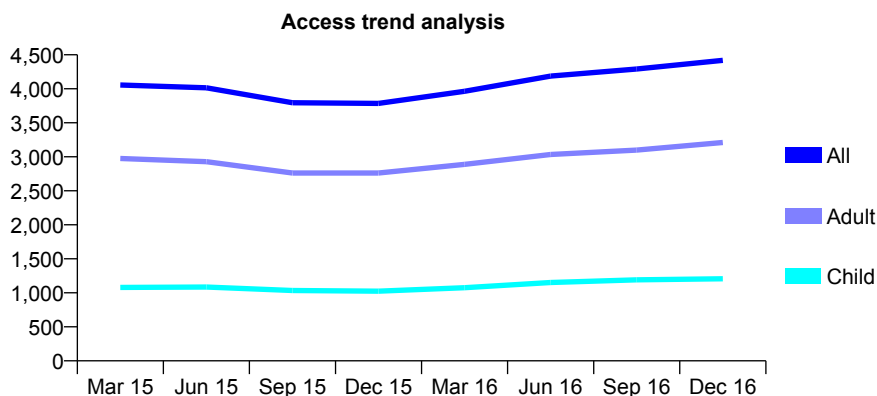
Q68 - Vital Signs At a Glance Contract Report for 193569/0001 - December 2016

Name or company name	Hollybush Dental Care Limited
Contract type name	GDS Contract
Purpose of contract	General
Contract start date	01/01/2008
Contract end date	

16/17 Contracted general activity (UDA)	10,760
Carry forward general activity (UDA)	388
16/17 Contracted orthodontic activity (UOA)	0
Carry forward orthodontic activity (UOA)	0
Baseline contract value	£282,769.48

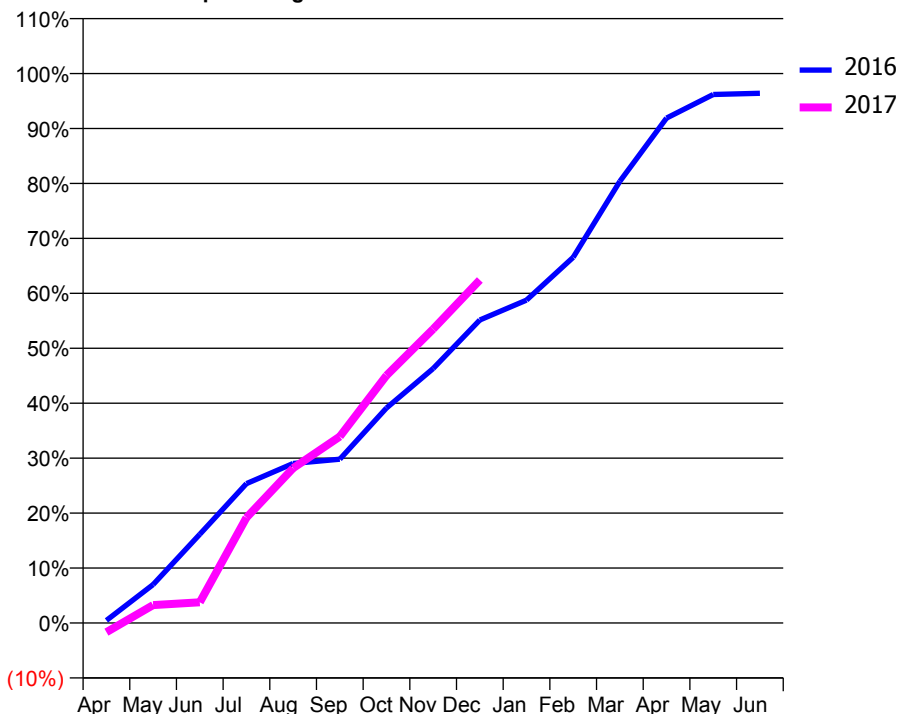
ACCESS*

Patients seen in 24 months	Total	Change since previous quarter
Quarter ending December 2015	3,786	
Quarter ending March 2016	3,964	↑
Quarter ending June 2016	4,187	↑
Quarter ending September 2016	4,291	↑
Quarter ending December 2016	4,418	↑
Variance since December 2015	16.7%	↑



ACTIVITY

Cumulative percentage of contracted UDA delivered 2016 & 2017



Month	Adjusted Scheduled Activity (UDA)	
	2016	2017
April	52	-180
May	754	351
June	1,737	406
July	2,730	2,065
August	3,124	3,032
September	3,209	3,651
October	4,210	4,847
November	4,984	5,757
December	5,933	6,717
January	6,324	
February	7,160	
March	8,649	
April	9,888	
May	10,349	
June	10,372	

QUALITY

	Quantity	Base Number	Contract	AT	Region	England
% of FP17s for the same patient ID Re-attending within 3 months - Children	80	1,289	6.2%	9.9%	11.9%	12.4%
% of FP17s for the same patient ID Re-attending within 3 months - Adults	511	3,259	15.7%	15.8%	16.5%	16.6%
% of FP17s for the same patient ID Re-attending between 3 & 9 months - Children	625	1,289	48.5%	59.0%	60.2%	57.5%
% of FP17s for the same patient ID Re-attending between 3 & 9 months - Adults	1,126	3,259	34.6%	51.0%	52.0%	50.4%
% of FP17s for Band 1 Urgent Courses	501	3,876	12.9%	9.5%	9.5%	9.1%
% of FP17s Relating to Free Repair or Replacements	9	3,876	0.2%	0.6%	0.7%	0.8%
% of FP17s Relating to Continuations	84	3,876	2.2%	1.1%	1.2%	1.3%
% of Patients satisfied with the dentistry they have received	0	1	N/A	92.5%	92.9%	92.7%
% of Patients satisfied with the time they had to wait for an appointment	0	1	N/A	89.3%	88.8%	88.8%

* This is based on patients treated on this contract for their most recent course of treatment. Figures in italics indicate the base number of FP17s or Patient Questionnaire responses are less than 100. N/A is shown where the base number of responses is less than 10 during the period. % is calculated as Quantity/Base number*100

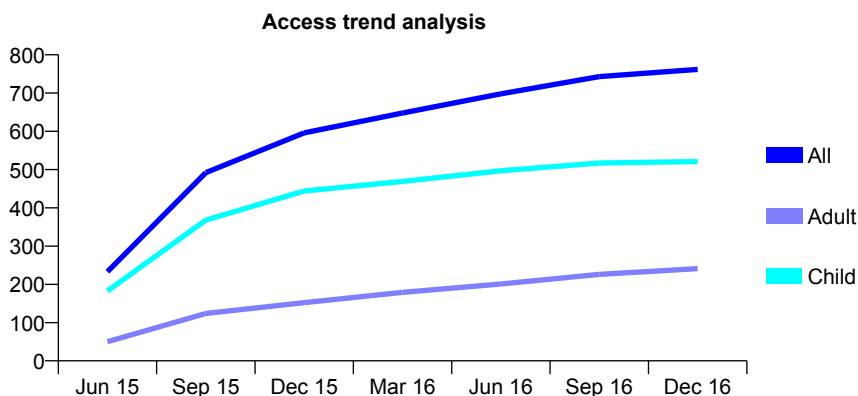
Q68 - Vital Signs At a Glance Contract Report for 193593/0001 - December 2016

Name or company name	Westdene Dental Practice
Contract type name	GDS Contract
Purpose of contract	General
Contract start date	07/04/2015
Contract end date	

16/17 Contracted general activity (UDA)	1,450
Carry forward general activity (UDA)	-29
16/17 Contracted orthodontic activity (UOA)	0
Carry forward orthodontic activity (UOA)	0
Baseline contract value	£31,947.01

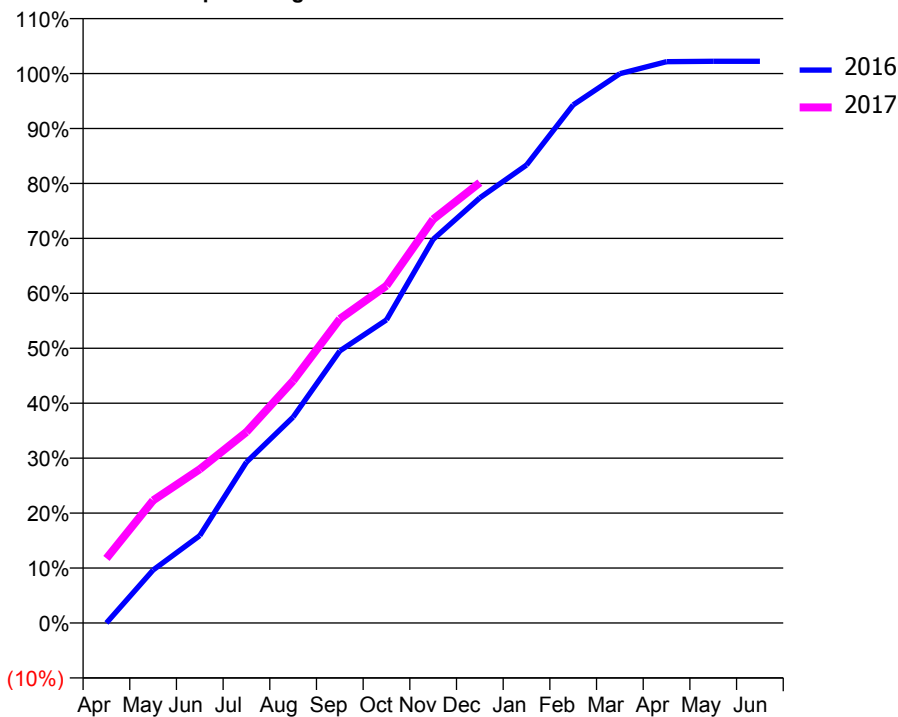
ACCESS*

Patients seen in 24 months	Total	Change since previous quarter
Quarter ending December 2015	596	
Quarter ending March 2016	648	↑
Quarter ending June 2016	698	↑
Quarter ending September 2016	743	↑
Quarter ending December 2016	762	↑
Variance since December 2015	27.9%	↑



ACTIVITY

Cumulative percentage of contracted UDA delivered 2016 & 2017



Month	Adjusted Scheduled Activity (UDA)	
	2016	2017
April	0	170
May	137	324
June	227	406
July	417	504
August	535	639
September	706	803
October	787	890
November	996	1,065
December	1,103	1,162
January	1,188	
February	1,345	
March	1,425	
April	1,457	
May	1,458	
June	1,458	

QUALITY

	Quantity	Base Number	Contract	AT	Region	England
% of FP17s for the same patient ID Re-attending within 3 months - Children	35	650	5.4%	9.9%	11.9%	12.4%
% of FP17s for the same patient ID Re-attending within 3 months - Adults	15	200	7.5%	15.8%	16.5%	16.6%
% of FP17s for the same patient ID Re-attending between 3 & 9 months - Children	452	650	69.5%	59.0%	60.2%	57.5%
% of FP17s for the same patient ID Re-attending between 3 & 9 months - Adults	103	200	51.5%	51.0%	52.0%	50.4%
% of FP17s for Band 1 Urgent Courses	40	818	4.9%	9.5%	9.5%	9.1%
% of FP17s Relating to Free Repair or Replacements	0	818	0.0%	0.6%	0.7%	0.8%
% of FP17s Relating to Continuations	11	818	1.3%	1.1%	1.2%	1.3%
% of Patients satisfied with the dentistry they have received	4	4	N/A	92.5%	92.9%	92.7%
% of Patients satisfied with the time they had to wait for an appointment	4	4	N/A	89.3%	88.8%	88.8%

* This is based on patients treated on this contract for their most recent course of treatment. Figures in italics indicate the base number of FP17s or Patient Questionnaire responses are less than 100. N/A is shown where the base number of responses is less than 10 during the period. % is calculated as Quantity/Base number*100

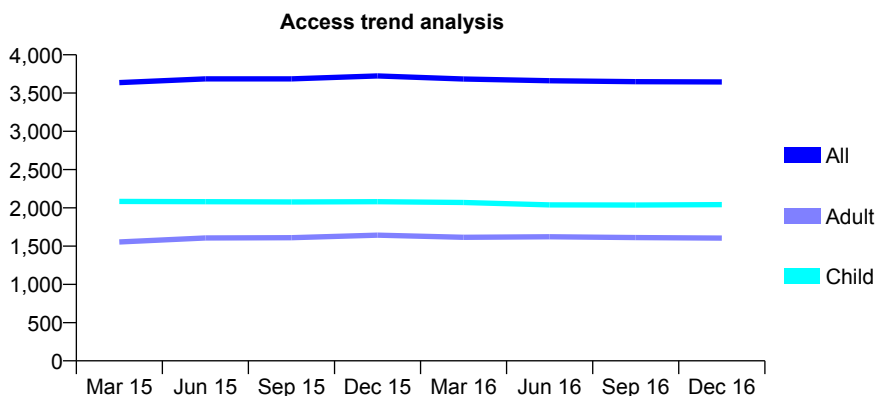
Q68 - Vital Signs At a Glance Contract Report for 193739/0001 - December 2016

Name or company name	Grand Avenue Dental Practice
Contract type name	GDS Contract
Purpose of contract	General
Contract start date	01/04/2006
Contract end date	

16/17 Contracted general activity (UDA)	8,250
Carry forward general activity (UDA)	0
16/17 Contracted orthodontic activity (UOA)	0
Carry forward orthodontic activity (UOA)	0
Baseline contract value	£178,698.16

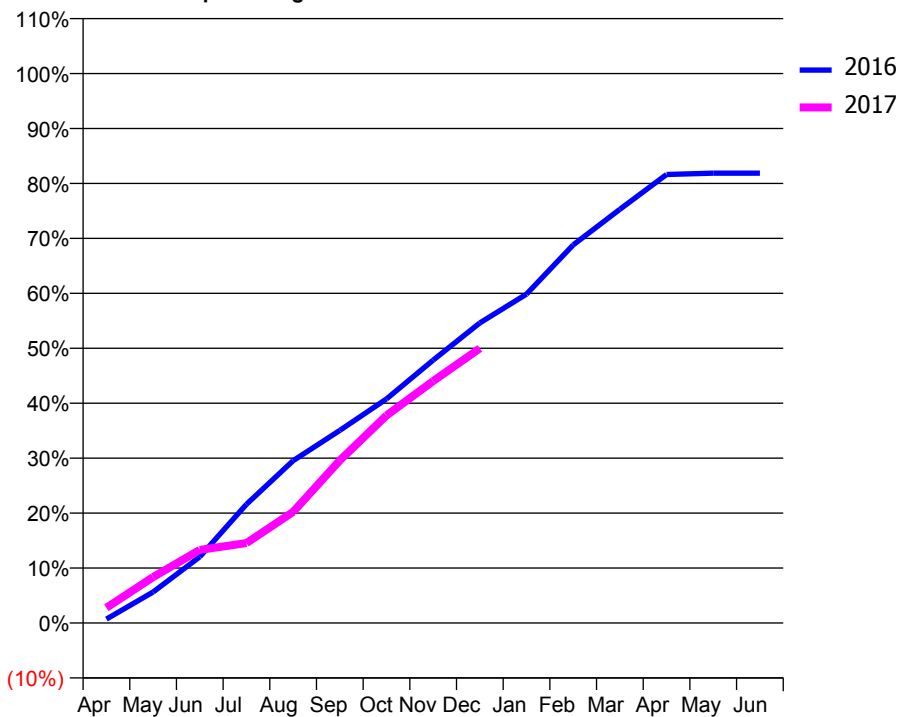
ACCESS*

Patients seen in 24 months	Total	Change since previous quarter
Quarter ending December 2015	3,724	
Quarter ending March 2016	3,683	↓
Quarter ending June 2016	3,661	→
Quarter ending September 2016	3,648	→
Quarter ending December 2016	3,646	→
Variance since December 2015	(2.1%)	↓



ACTIVITY

Cumulative percentage of contracted UDA delivered 2016 & 2017



Month	Adjusted Scheduled Activity (UDA)	
	2016	2017
April	59	230
May	466	690
June	995	1,098
July	1,783	1,200
August	2,437	1,668
September	2,892	2,442
October	3,365	3,117
November	3,946	3,634
December	4,505	4,124
January	4,938	
February	5,677	
March	6,210	
April	6,733	
May	6,755	
June	6,755	

QUALITY

	Quantity	Base Number	Contract	AT	Region	England
% of FP17s for the same patient ID Re-attending within 3 months - Children	129	2,180	5.9%	9.9%	11.9%	12.4%
% of FP17s for the same patient ID Re-attending within 3 months - Adults	121	1,333	9.1%	15.8%	16.5%	16.6%
% of FP17s for the same patient ID Re-attending between 3 & 9 months - Children	1,441	2,180	66.1%	59.0%	60.2%	57.5%
% of FP17s for the same patient ID Re-attending between 3 & 9 months - Adults	799	1,333	59.9%	51.0%	52.0%	50.4%
% of FP17s for Band 1 Urgent Courses	169	3,111	5.4%	9.5%	9.5%	9.1%
% of FP17s Relating to Free Repair or Replacements	0	3,111	0.0%	0.6%	0.7%	0.8%
% of FP17s Relating to Continuations	3	3,111	0.1%	1.1%	1.2%	1.3%
% of Patients satisfied with the dentistry they have received	3	3	N/A	92.5%	92.9%	92.7%
% of Patients satisfied with the time they had to wait for an appointment	3	3	N/A	89.3%	88.8%	88.8%

* This is based on patients treated on this contract for their most recent course of treatment. Figures in italics indicate the base number of FP17s or Patient Questionnaire responses are less than 100. N/A is shown where the base number of responses is less than 10 during the period. % is calculated as Quantity/Base number*100

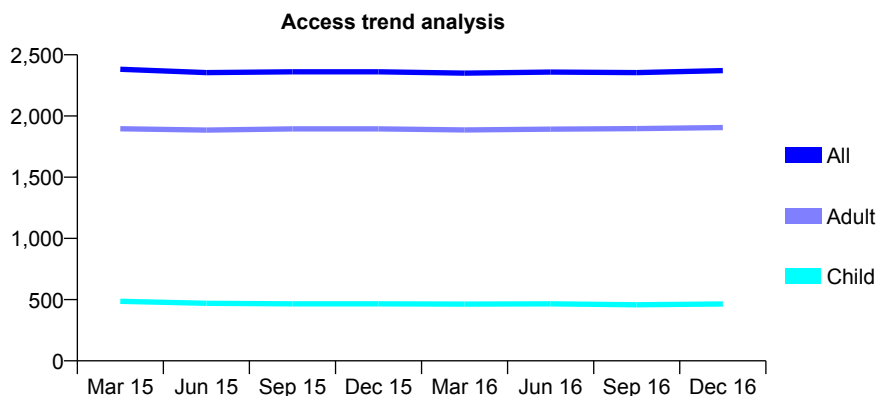
Q68 - Vital Signs At a Glance Contract Report for 193828/0001 - December 2016

Name or company name	Rottingdean Dental Care
Contract type name	GDS Contract
Purpose of contract	General
Contract start date	01/11/2009
Contract end date	

16/17 Contracted general activity (UDA)	9,000
Carry forward general activity (UDA)	0
16/17 Contracted orthodontic activity (UOA)	0
Carry forward orthodontic activity (UOA)	0
Baseline contract value	£230,109.57

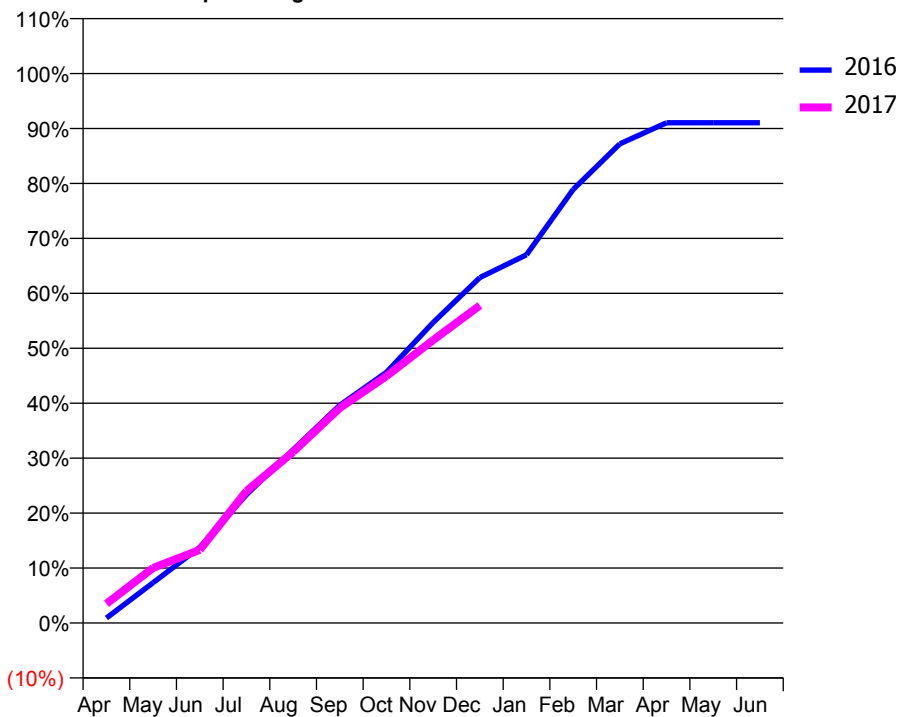
ACCESS*

Patients seen in 24 months	Total	Change since previous quarter
Quarter ending December 2015	2,361	
Quarter ending March 2016	2,350	→
Quarter ending June 2016	2,359	→
Quarter ending September 2016	2,355	→
Quarter ending December 2016	2,371	→
Variance since December 2015	0.4%	→



ACTIVITY

Cumulative percentage of contracted UDA delivered 2016 & 2017



Month	Adjusted Scheduled Activity (UDA)	
	2016	2017
April	81	316
May	660	903
June	1,239	1,198
July	2,102	2,161
August	2,837	2,803
September	3,568	3,522
October	4,106	4,043
November	4,923	4,633
December	5,658	5,201
January	6,032	
February	7,102	
March	7,847	
April	8,193	
May	8,193	
June	8,193	

QUALITY

	Quantity	Base Number	Contract	AT	Region	England
% of FP17s for the same patient ID Re-attending within 3 months - Children	61	614	9.9%	9.9%	11.9%	12.4%
% of FP17s for the same patient ID Re-attending within 3 months - Adults	446	2,499	17.8%	15.8%	16.5%	16.6%
% of FP17s for the same patient ID Re-attending between 3 & 9 months - Children	433	614	70.5%	59.0%	60.2%	57.5%
% of FP17s for the same patient ID Re-attending between 3 & 9 months - Adults	1,668	2,499	66.7%	51.0%	52.0%	50.4%
% of FP17s for Band 1 Urgent Courses	162	2,957	5.5%	9.5%	9.5%	9.1%
% of FP17s Relating to Free Repair or Replacements	73	2,957	2.5%	0.6%	0.7%	0.8%
% of FP17s Relating to Continuations	23	2,957	0.8%	1.1%	1.2%	1.3%
% of Patients satisfied with the dentistry they have received	5	5	N/A	92.5%	92.9%	92.7%
% of Patients satisfied with the time they had to wait for an appointment	4	5	N/A	89.3%	88.8%	88.8%

* This is based on patients treated on this contract for their most recent course of treatment. Figures in italics indicate the base number of FP17s or Patient Questionnaire responses are less than 100. N/A is shown where the base number of responses is less than 10 during the period. % is calculated as Quantity/Base number*100

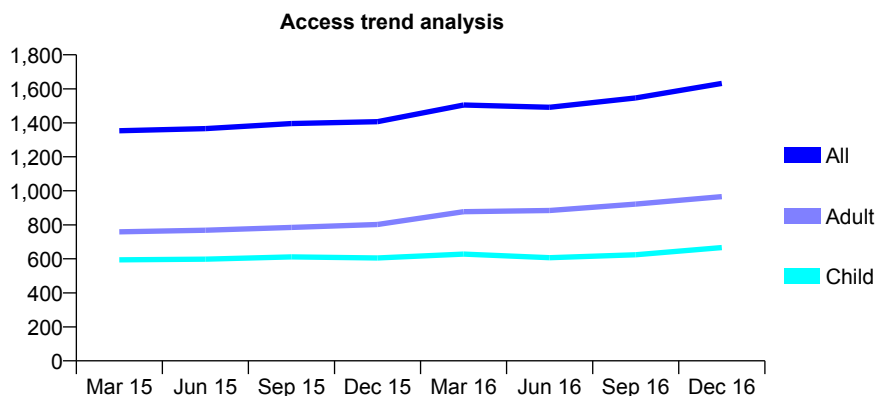
Q68 - Vital Signs At a Glance Contract Report for 194883/0001 - December 2016

Name or company name	Church Road Dental Care
Contract type name	GDS Contract
Purpose of contract	General
Contract start date	01/04/2013
Contract end date	

16/17 Contracted general activity (UDA)	3,438
Carry forward general activity (UDA)	-69
16/17 Contracted orthodontic activity (UOA)	0
Carry forward orthodontic activity (UOA)	0
Baseline contract value	£82,034.92

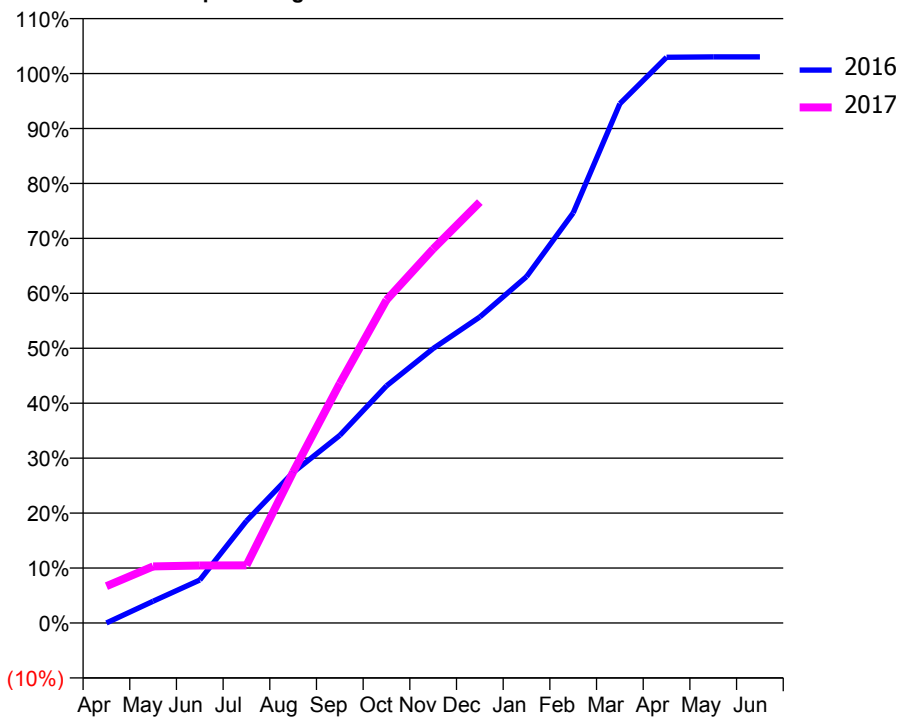
ACCESS*

Patients seen in 24 months	Total	Change since previous quarter
Quarter ending December 2015	1,407	
Quarter ending March 2016	1,505	↑
Quarter ending June 2016	1,491	→
Quarter ending September 2016	1,546	↑
Quarter ending December 2016	1,632	↑
Variance since December 2015	16.0%	↑



ACTIVITY

Cumulative percentage of contracted UDA delivered 2016 & 2017



Month	Adjusted Scheduled Activity (UDA)	
	2016	2017
April	0	231
May	137	354
June	269	360
July	639	361
August	943	945
September	1,175	1,499
October	1,484	2,021
November	1,718	2,340
December	1,915	2,634
January	2,167	
February	2,566	
March	3,249	
April	3,539	
May	3,542	
June	3,542	

QUALITY

	Quantity	Base Number	Contract	AT	Region	England
% of FP17s for the same patient ID Re-attending within 3 months - Children	18	583	3.1%	9.9%	11.9%	12.4%
% of FP17s for the same patient ID Re-attending within 3 months - Adults	77	724	10.6%	15.8%	16.5%	16.6%
% of FP17s for the same patient ID Re-attending between 3 & 9 months - Children	270	583	46.3%	59.0%	60.2%	57.5%
% of FP17s for the same patient ID Re-attending between 3 & 9 months - Adults	262	724	36.2%	51.0%	52.0%	50.4%
% of FP17s for Band 1 Urgent Courses	63	1,193	5.3%	9.5%	9.5%	9.1%
% of FP17s Relating to Free Repair or Replacements	2	1,193	0.2%	0.6%	0.7%	0.8%
% of FP17s Relating to Continuations	4	1,193	0.3%	1.1%	1.2%	1.3%
% of Patients satisfied with the dentistry they have received	1	1	N/A	92.5%	92.9%	92.7%
% of Patients satisfied with the time they had to wait for an appointment	1	1	N/A	89.3%	88.8%	88.8%

* This is based on patients treated on this contract for their most recent course of treatment. Figures in italics indicate the base number of FP17s or Patient Questionnaire responses are less than 100. N/A is shown where the base number of responses is less than 10 during the period. % is calculated as Quantity/Base number*100

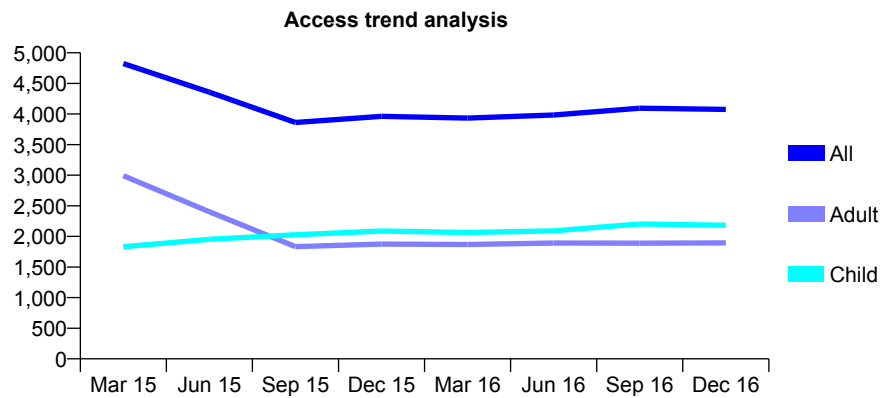
Q68 - Vital Signs At a Glance Contract Report for 195138/0001 - December 2016

Name or company name	Mr Manish Patel & Mrs Preeti Patel
Contract type name	GDS Contract
Purpose of contract	General
Contract start date	16/01/2012
Contract end date	

16/17 Contracted general activity (UDA)	15,000
Carry forward general activity (UDA)	-26
16/17 Contracted orthodontic activity (UOA)	0
Carry forward orthodontic activity (UOA)	0
Baseline contract value	£402,183.90

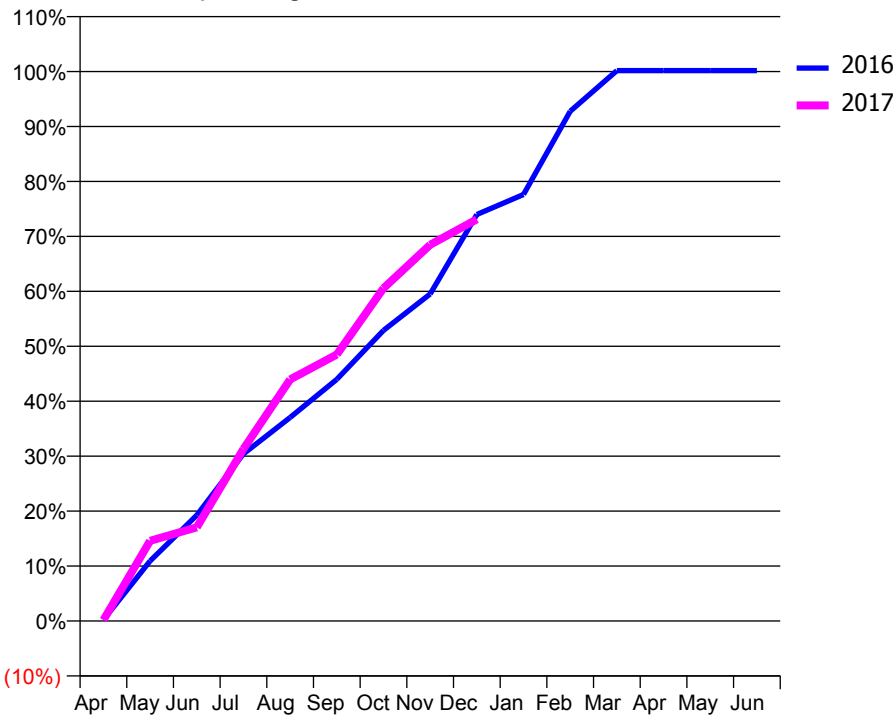
ACCESS*

Patients seen in 24 months	Total	Change since previous quarter
Quarter ending December 2015	3,962	
Quarter ending March 2016	3,934	→
Quarter ending June 2016	3,983	→
Quarter ending September 2016	4,095	↑
Quarter ending December 2016	4,076	→
Variance since December 2015	2.9%	↑



ACTIVITY

Cumulative percentage of contracted UDA delivered 2016 & 2017



Month	Adjusted Scheduled Activity (UDA)	
	2016	2017
April	35	26
May	1,640	2,190
June	2,888	2,558
July	4,562	4,698
August	5,557	6,595
September	6,596	7,276
October	7,933	9,085
November	8,927	10,272
December	11,095	10,967
January	11,644	
February	13,914	
March	15,024	
April	15,024	
May	15,026	
June	15,026	

QUALITY

	Quantity	Base Number	Contract	AT	Region	England
% of FP17s for the same patient ID Re-attending within 3 months - Children	154	2,060	7.5%	9.9%	11.9%	12.4%
% of FP17s for the same patient ID Re-attending within 3 months - Adults	148	1,315	11.3%	15.8%	16.5%	16.6%
% of FP17s for the same patient ID Re-attending between 3 & 9 months - Children	880	2,060	42.7%	59.0%	60.2%	57.5%
% of FP17s for the same patient ID Re-attending between 3 & 9 months - Adults	538	1,315	40.9%	51.0%	52.0%	50.4%
% of FP17s for Band 1 Urgent Courses	86	3,369	2.6%	9.5%	9.5%	9.1%
% of FP17s Relating to Free Repair or Replacements	0	3,369	0.0%	0.6%	0.7%	0.8%
% of FP17s Relating to Continuations	41	3,369	1.2%	1.1%	1.2%	1.3%
% of Patients satisfied with the dentistry they have received	6	7	N/A	92.5%	92.9%	92.7%
% of Patients satisfied with the time they had to wait for an appointment	7	7	N/A	89.3%	88.8%	88.8%

* This is based on patients treated on this contract for their most recent course of treatment. Figures in italics indicate the base number of FP17s or Patient Questionnaire responses are less than 100. N/A is shown where the base number of responses is less than 10 during the period. % is calculated as Quantity/Base number*100

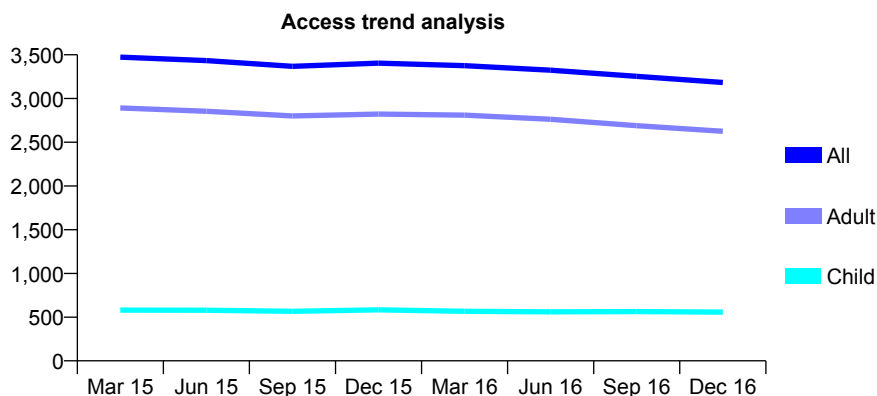
Q68 - Vital Signs At a Glance Contract Report for 195553/0001 - December 2016

Name or company name	Dr Satnam Louis Limited
Contract type name	GDS Contract
Purpose of contract	General
Contract start date	01/04/2010
Contract end date	

16/17 Contracted general activity (UDA)	11,000
Carry forward general activity (UDA)	54
16/17 Contracted orthodontic activity (UOA)	0
Carry forward orthodontic activity (UOA)	0
Baseline contract value	£337,385.85

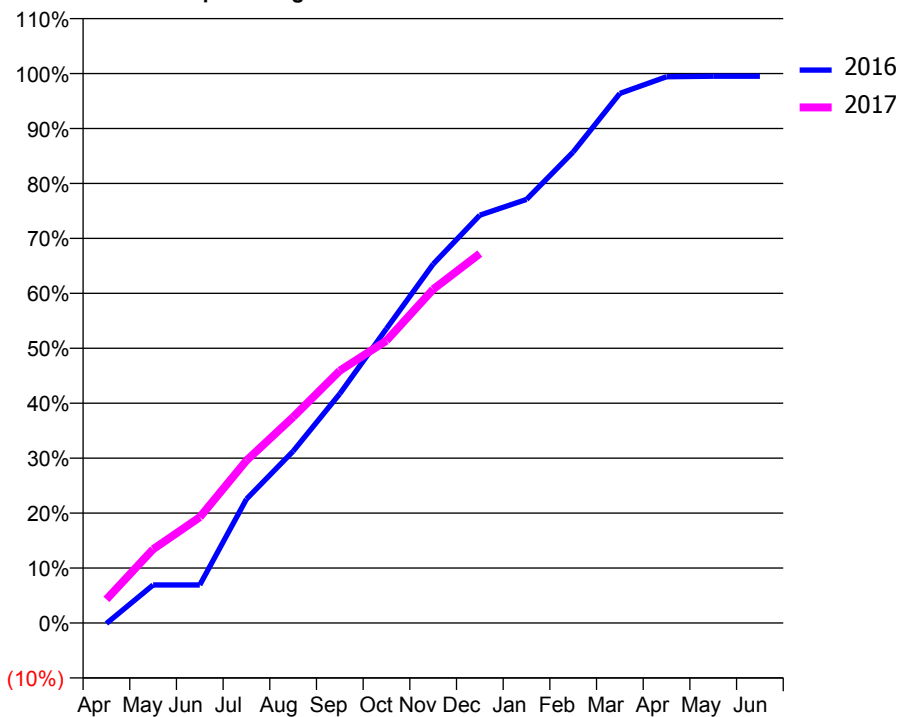
ACCESS*

Patients seen in 24 months	Total	Change since previous quarter
Quarter ending December 2015	3,405	
Quarter ending March 2016	3,376	→
Quarter ending June 2016	3,324	↓
Quarter ending September 2016	3,253	↓
Quarter ending December 2016	3,183	↓
Variance since December 2015	(6.5%)	↓



ACTIVITY

Cumulative percentage of contracted UDA delivered 2016 & 2017



Month	Adjusted Scheduled Activity (UDA)	
	2016	2017
April	-12	473
May	763	1,477
June	763	2,118
July	2,480	3,253
August	3,440	4,122
September	4,590	5,051
October	5,893	5,652
November	7,185	6,680
December	8,165	7,395
January	8,478	
February	9,430	
March	10,603	
April	10,935	
May	10,946	
June	10,946	

QUALITY

	Quantity	Base Number	Contract	AT	Region	England
% of FP17s for the same patient ID Re-attending within 3 months - Children	51	601	8.5%	9.9%	11.9%	12.4%
% of FP17s for the same patient ID Re-attending within 3 months - Adults	424	2,845	14.9%	15.8%	16.5%	16.6%
% of FP17s for the same patient ID Re-attending between 3 & 9 months - Children	319	601	53.1%	59.0%	60.2%	57.5%
% of FP17s for the same patient ID Re-attending between 3 & 9 months - Adults	1,641	2,845	57.7%	51.0%	52.0%	50.4%
% of FP17s for Band 1 Urgent Courses	273	3,303	8.3%	9.5%	9.5%	9.1%
% of FP17s Relating to Free Repair or Replacements	16	3,303	0.5%	0.6%	0.7%	0.8%
% of FP17s Relating to Continuations	62	3,303	1.9%	1.1%	1.2%	1.3%
% of Patients satisfied with the dentistry they have received	5	5	N/A	92.5%	92.9%	92.7%
% of Patients satisfied with the time they had to wait for an appointment	5	5	N/A	89.3%	88.8%	88.8%

* This is based on patients treated on this contract for their most recent course of treatment. Figures in italics indicate the base number of FP17s or Patient Questionnaire responses are less than 100. N/A is shown where the base number of responses is less than 10 during the period. % is calculated as Quantity/Base number*100

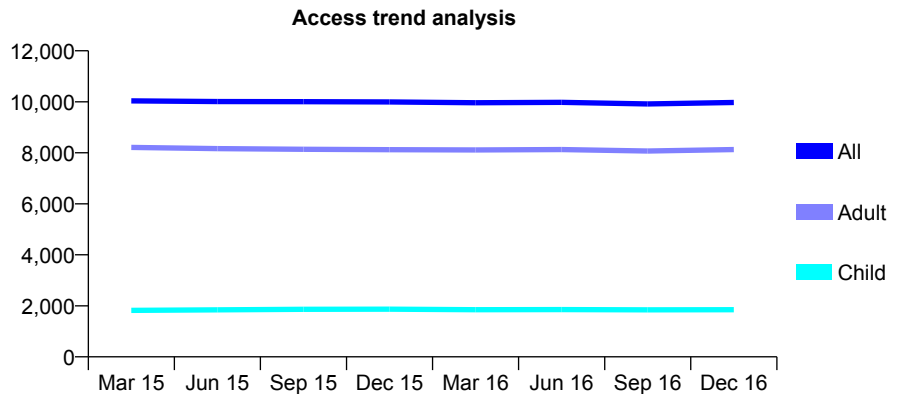
Q68 - Vital Signs At a Glance Contract Report for 197440/0001 - December 2016

Name or company name	Hinal Patel and Shivali Patel
Contract type name	GDS Contract
Purpose of contract	General
Contract start date	01/10/2010
Contract end date	

16/17 Contracted general activity (UDA)	28,271
Carry forward general activity (UDA)	0
16/17 Contracted orthodontic activity (UOA)	0
Carry forward orthodontic activity (UOA)	0
Baseline contract value	£636,389.23

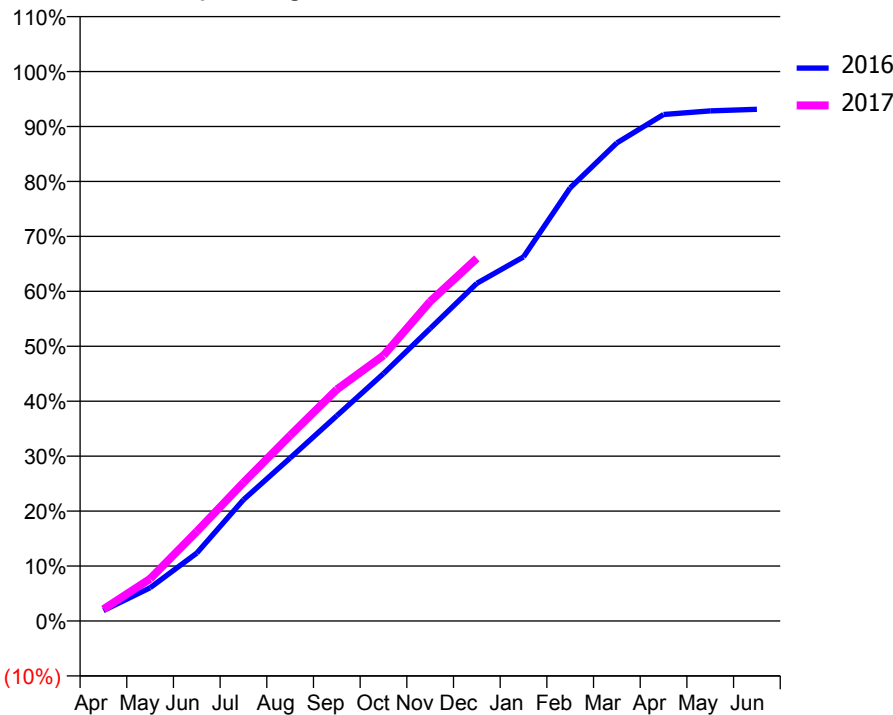
ACCESS*

Patients seen in 24 months	Total	Change since previous quarter
Quarter ending December 2015	9,994	
Quarter ending March 2016	9,963	→
Quarter ending June 2016	9,979	→
Quarter ending September 2016	9,914	→
Quarter ending December 2016	9,976	→
Variance since December 2015	(0.2%)	→



ACTIVITY

Cumulative percentage of contracted UDA delivered 2016 & 2017



Month	Adjusted Scheduled Activity (UDA)	
	2016	2017
April	560	608
May	1,785	2,174
June	3,638	4,607
July	6,499	7,125
August	8,739	9,545
September	11,001	11,912
October	13,259	13,663
November	15,678	16,438
December	18,096	18,658
January	19,513	
February	23,215	
March	25,621	
April	27,145	
May	27,341	
June	27,421	

QUALITY

	Quantity	Base Number	Contract	AT	Region	England
% of FP17s for the same patient ID Re-attending within 3 months - Children	173	2,202	7.9%	9.9%	11.9%	12.4%
% of FP17s for the same patient ID Re-attending within 3 months - Adults	1,315	8,966	14.7%	15.8%	16.5%	16.6%
% of FP17s for the same patient ID Re-attending between 3 & 9 months - Children	1,423	2,202	64.6%	59.0%	60.2%	57.5%
% of FP17s for the same patient ID Re-attending between 3 & 9 months - Adults	5,475	8,966	61.1%	51.0%	52.0%	50.4%
% of FP17s for Band 1 Urgent Courses	637	10,413	6.1%	9.5%	9.5%	9.1%
% of FP17s Relating to Free Repair or Replacements	52	10,413	0.5%	0.6%	0.7%	0.8%
% of FP17s Relating to Continuations	352	10,413	3.4%	1.1%	1.2%	1.3%
% of Patients satisfied with the dentistry they have received	26	26	100.0%	92.5%	92.9%	92.7%
% of Patients satisfied with the time they had to wait for an appointment	23	26	88.5%	89.3%	88.8%	88.8%

* This is based on patients treated on this contract for their most recent course of treatment. Figures in italics indicate the base number of FP17s or Patient Questionnaire responses are less than 100. N/A is shown where the base number of responses is less than 10 during the period. % is calculated as Quantity/Base number*100

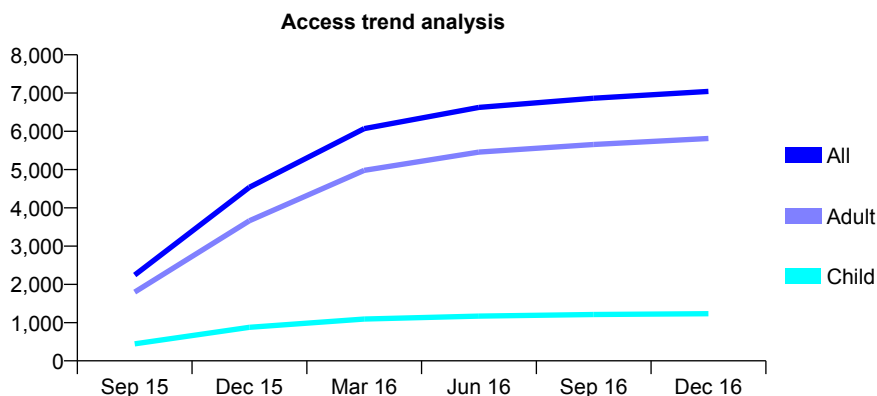
Q68 - Vital Signs At a Glance Contract Report for 198374/0001 - December 2016

Name or company name	The Brassey Avenue Dental Practice Partn
Contract type name	GDS Contract
Purpose of contract	General
Contract start date	01/07/2015
Contract end date	

16/17 Contracted general activity (UDA)	18,773
Carry forward general activity (UDA)	48
16/17 Contracted orthodontic activity (UOA)	0
Carry forward orthodontic activity (UOA)	0
Baseline contract value	£419,500.39

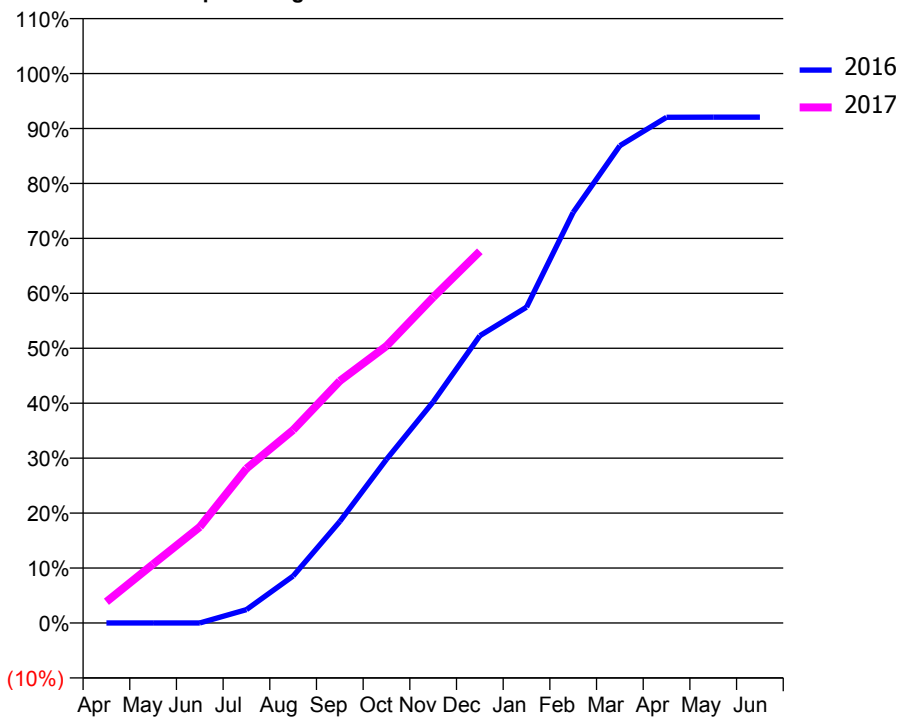
ACCESS*

Patients seen in 24 months	Total	Change since previous quarter
Quarter ending December 2015	4,536	
Quarter ending March 2016	6,071	↑
Quarter ending June 2016	6,626	↑
Quarter ending September 2016	6,867	↑
Quarter ending December 2016	7,043	↑
Variance since December 2015	55.3%	↑



ACTIVITY

Cumulative percentage of contracted UDA delivered 2016 & 2017



Month	Adjusted Scheduled Activity (UDA)	
	2016	2017
April	0	727
May	0	2,010
June	0	3,280
July	344	5,276
August	1,205	6,594
September	2,602	8,272
October	4,196	9,465
November	5,667	11,129
December	7,362	12,699
January	8,093	
February	10,522	
March	12,230	
April	12,959	
May	12,962	
June	12,961	

QUALITY

	Quantity	Base Number	Contract	AT	Region	England
% of FP17s for the same patient ID Re-attending within 3 months - Children	80	1,443	5.5%	9.9%	11.9%	12.4%
% of FP17s for the same patient ID Re-attending within 3 months - Adults	733	6,516	11.2%	15.8%	16.5%	16.6%
% of FP17s for the same patient ID Re-attending between 3 & 9 months - Children	886	1,443	61.4%	59.0%	60.2%	57.5%
% of FP17s for the same patient ID Re-attending between 3 & 9 months - Adults	3,179	6,516	48.8%	51.0%	52.0%	50.4%
% of FP17s for Band 1 Urgent Courses	586	7,577	7.7%	9.5%	9.5%	9.1%
% of FP17s Relating to Free Repair or Replacements	45	7,577	0.6%	0.6%	0.7%	0.8%
% of FP17s Relating to Continuations	99	7,577	1.3%	1.1%	1.2%	1.3%
% of Patients satisfied with the dentistry they have received	17	17	100.0%	92.5%	92.9%	92.7%
% of Patients satisfied with the time they had to wait for an appointment	13	17	76.5%	89.3%	88.8%	88.8%

* This is based on patients treated on this contract for their most recent course of treatment. Figures in italics indicate the base number of FP17s or Patient Questionnaire responses are less than 100. N/A is shown where the base number of responses is less than 10 during the period. % is calculated as Quantity/Base number*100

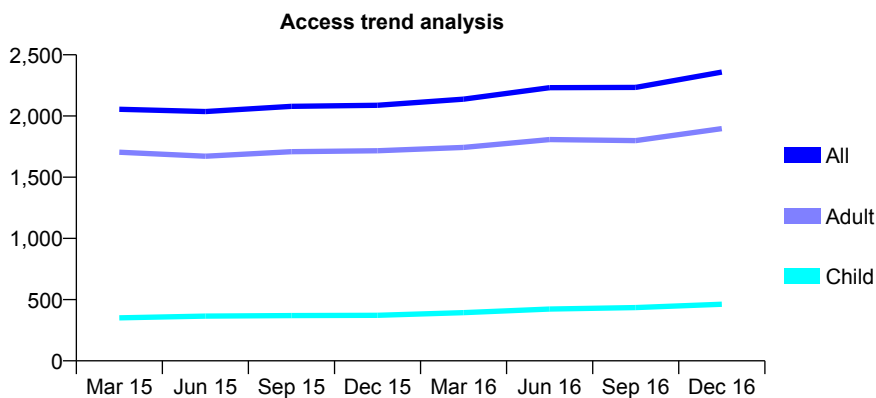
Q68 - Vital Signs At a Glance Contract Report for 198420/0001 - December 2016

Name or company name	Eaton Road Dental Practice Ltd
Contract type name	GDS Contract
Purpose of contract	General
Contract start date	01/10/2007
Contract end date	

16/17 Contracted general activity (UDA)	4,243
Carry forward general activity (UDA)	-32
16/17 Contracted orthodontic activity (UOA)	0
Carry forward orthodontic activity (UOA)	0
Baseline contract value	£133,241.89

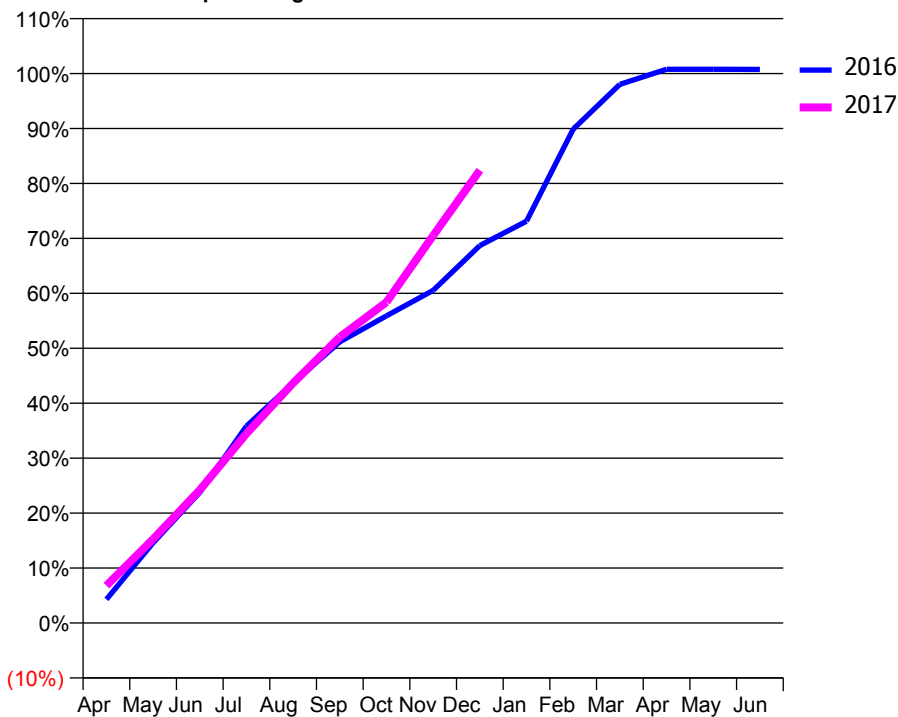
ACCESS*

Patients seen in 24 months	Total	Change since previous quarter
Quarter ending December 2015	2,088	
Quarter ending March 2016	2,138	↑
Quarter ending June 2016	2,231	↑
Quarter ending September 2016	2,234	→
Quarter ending December 2016	2,359	↑
Variance since December 2015	13.0%	↑



ACTIVITY

Cumulative percentage of contracted UDA delivered 2016 & 2017



Month	Adjusted Scheduled Activity (UDA)	
	2016	2017
April	182	289
May	619	648
June	1,009	1,027
July	1,520	1,463
August	1,854	1,853
September	2,171	2,208
October	2,372	2,478
November	2,569	2,991
December	2,915	3,496
January	3,103	
February	3,813	
March	4,160	
April	4,276	
May	4,276	
June	4,275	

QUALITY

	Quantity	Base Number	Contract	AT	Region	England
% of FP17s for the same patient ID Re-attending within 3 months - Children	2	331	0.6%	9.9%	11.9%	12.4%
% of FP17s for the same patient ID Re-attending within 3 months - Adults	34	1,370	2.5%	15.8%	16.5%	16.6%
% of FP17s for the same patient ID Re-attending between 3 & 9 months - Children	49	331	14.8%	59.0%	60.2%	57.5%
% of FP17s for the same patient ID Re-attending between 3 & 9 months - Adults	250	1,370	18.2%	51.0%	52.0%	50.4%
% of FP17s for Band 1 Urgent Courses	47	1,657	2.8%	9.5%	9.5%	9.1%
% of FP17s Relating to Free Repair or Replacements	0	1,657	0.0%	0.6%	0.7%	0.8%
% of FP17s Relating to Continuations	0	1,657	0.0%	1.1%	1.2%	1.3%
% of Patients satisfied with the dentistry they have received	2	2	N/A	92.5%	92.9%	92.7%
% of Patients satisfied with the time they had to wait for an appointment	2	2	N/A	89.3%	88.8%	88.8%

* This is based on patients treated on this contract for their most recent course of treatment. Figures in italics indicate the base number of FP17s or Patient Questionnaire responses are less than 100. N/A is shown where the base number of responses is less than 10 during the period. % is calculated as Quantity/Base number*100

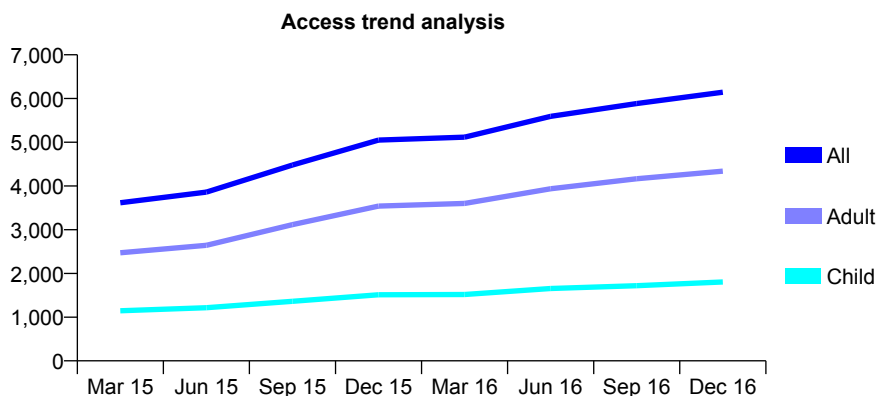
Q68 - Vital Signs At a Glance Contract Report for 198684/0002 - December 2016

Name or company name	Mr Michael Frank Lee and Mr Bahader Sing
Contract type name	GDS Contract
Purpose of contract	General
Contract start date	01/05/2014
Contract end date	

16/17 Contracted general activity (UDA)	16,283
Carry forward general activity (UDA)	0
16/17 Contracted orthodontic activity (UOA)	0
Carry forward orthodontic activity (UOA)	0
Baseline contract value	£422,732.39

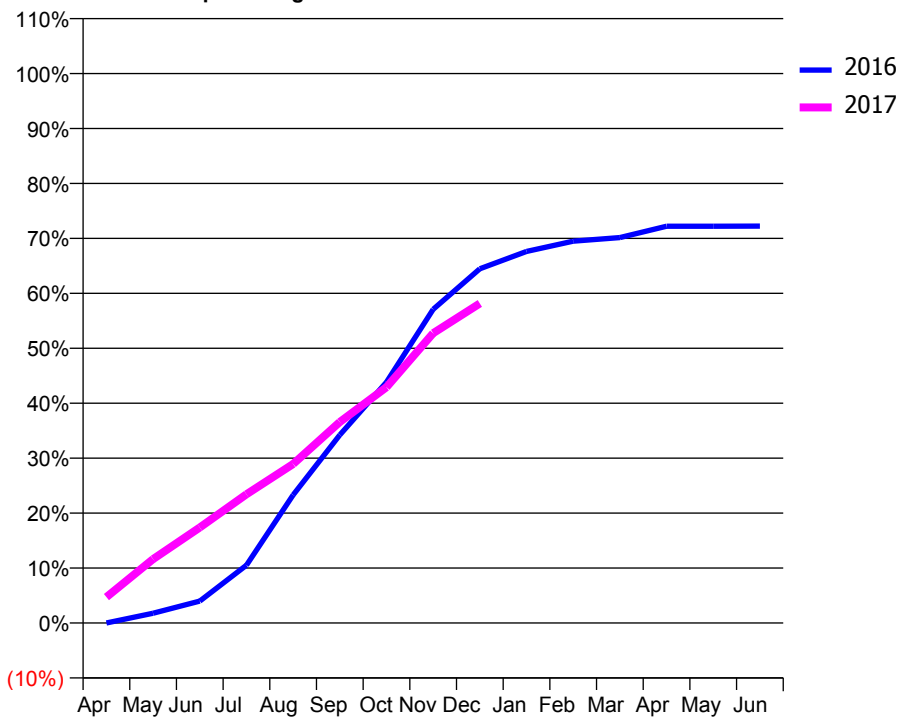
ACCESS*

Patients seen in 24 months	Total	Change since previous quarter
Quarter ending December 2015	5,050	
Quarter ending March 2016	5,117	→
Quarter ending June 2016	5,591	↑
Quarter ending September 2016	5,884	↑
Quarter ending December 2016	6,143	↑
Variance since December 2015	21.6%	↑



ACTIVITY

Cumulative percentage of contracted UDA delivered 2016 & 2017



Month	Adjusted Scheduled Activity (UDA)	
	2016	2017
April	0	768
May	145	1,896
June	325	2,833
July	856	3,817
August	1,898	4,713
September	2,786	5,957
October	3,569	6,988
November	4,648	8,587
December	5,248	9,470
January	5,506	
February	5,658	
March	5,710	
April	5,879	
May	5,879	
June	5,881	

QUALITY

	Quantity	Base Number	Contract	AT	Region	England
% of FP17s for the same patient ID Re-attending within 3 months - Children	179	2,382	7.5%	9.9%	11.9%	12.4%
% of FP17s for the same patient ID Re-attending within 3 months - Adults	531	4,753	11.2%	15.8%	16.5%	16.6%
% of FP17s for the same patient ID Re-attending between 3 & 9 months - Children	1,353	2,382	56.8%	59.0%	60.2%	57.5%
% of FP17s for the same patient ID Re-attending between 3 & 9 months - Adults	1,919	4,753	40.4%	51.0%	52.0%	50.4%
% of FP17s for Band 1 Urgent Courses	628	6,320	9.9%	9.5%	9.5%	9.1%
% of FP17s Relating to Free Repair or Replacements	14	6,320	0.2%	0.6%	0.7%	0.8%
% of FP17s Relating to Continuations	12	6,320	0.2%	1.1%	1.2%	1.3%
% of Patients satisfied with the dentistry they have received	7	7	N/A	92.5%	92.9%	92.7%
% of Patients satisfied with the time they had to wait for an appointment	5	7	N/A	89.3%	88.8%	88.8%

* This is based on patients treated on this contract for their most recent course of treatment. Figures in italics indicate the base number of FP17s or Patient Questionnaire responses are less than 100. N/A is shown where the base number of responses is less than 10 during the period. % is calculated as Quantity/Base number*100

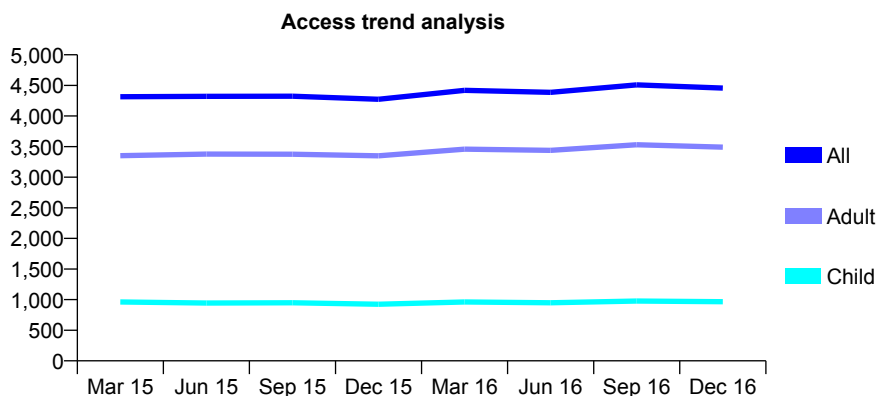
Q68 - Vital Signs At a Glance Contract Report for 199028/0001 - December 2016

Name or company name	HARTLEY DENTAL LIMITED
Contract type name	GDS Contract
Purpose of contract	General
Contract start date	01/09/2008
Contract end date	

16/17 Contracted general activity (UDA)	16,250
Carry forward general activity (UDA)	55
16/17 Contracted orthodontic activity (UOA)	0
Carry forward orthodontic activity (UOA)	0
Baseline contract value	£372,003.49

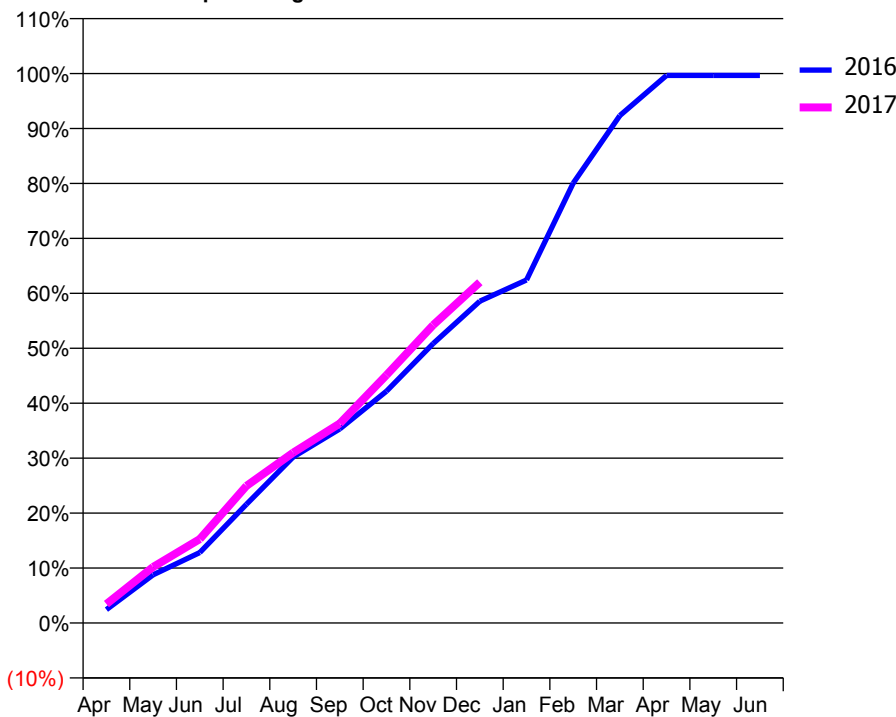
ACCESS*

Patients seen in 24 months	Total	Change since previous quarter
Quarter ending December 2015	4,274	
Quarter ending March 2016	4,420	↑
Quarter ending June 2016	4,386	→
Quarter ending September 2016	4,508	↑
Quarter ending December 2016	4,457	↓
Variance since December 2015	4.3%	↑



ACTIVITY

Cumulative percentage of contracted UDA delivered 2016 & 2017



Month	Adjusted Scheduled Activity (UDA)	
	2016	2017
April	397	560
May	1,424	1,658
June	2,084	2,484
July	3,511	4,055
August	4,907	5,038
September	5,738	5,900
October	6,857	7,333
November	8,262	8,811
December	9,517	10,077
January	10,145	
February	13,009	
March	15,006	
April	16,193	
May	16,195	
June	16,195	

QUALITY

	Quantity	Base Number	Contract	AT	Region	England
% of FP17s for the same patient ID Re-attending within 3 months - Children	74	1,038	7.1%	9.9%	11.9%	12.4%
% of FP17s for the same patient ID Re-attending within 3 months - Adults	471	3,545	13.3%	15.8%	16.5%	16.6%
% of FP17s for the same patient ID Re-attending between 3 & 9 months - Children	592	1,038	57.0%	59.0%	60.2%	57.5%
% of FP17s for the same patient ID Re-attending between 3 & 9 months - Adults	1,993	3,545	56.2%	51.0%	52.0%	50.4%
% of FP17s for Band 1 Urgent Courses	272	4,247	6.4%	9.5%	9.5%	9.1%
% of FP17s Relating to Free Repair or Replacements	56	4,247	1.3%	0.6%	0.7%	0.8%
% of FP17s Relating to Continuations	41	4,247	1.0%	1.1%	1.2%	1.3%
% of Patients satisfied with the dentistry they have received	7	10	70.0%	92.5%	92.9%	92.7%
% of Patients satisfied with the time they had to wait for an appointment	9	10	90.0%	89.3%	88.8%	88.8%

* This is based on patients treated on this contract for their most recent course of treatment. Figures in italics indicate the base number of FP17s or Patient Questionnaire responses are less than 100. N/A is shown where the base number of responses is less than 10 during the period. % is calculated as Quantity/Base number*100

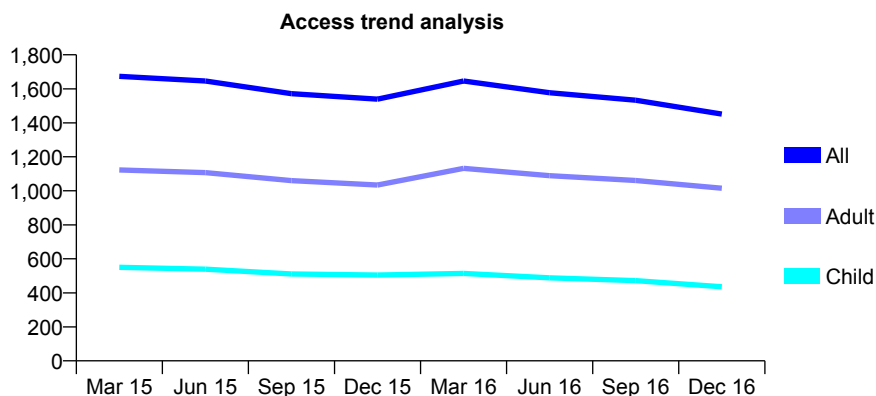
Q68 - Vital Signs At a Glance Contract Report for 199370/0001 - December 2016

Name or company name	Pittham Dental Ltd
Contract type name	GDS Contract
Purpose of contract	General
Contract start date	01/09/2007
Contract end date	

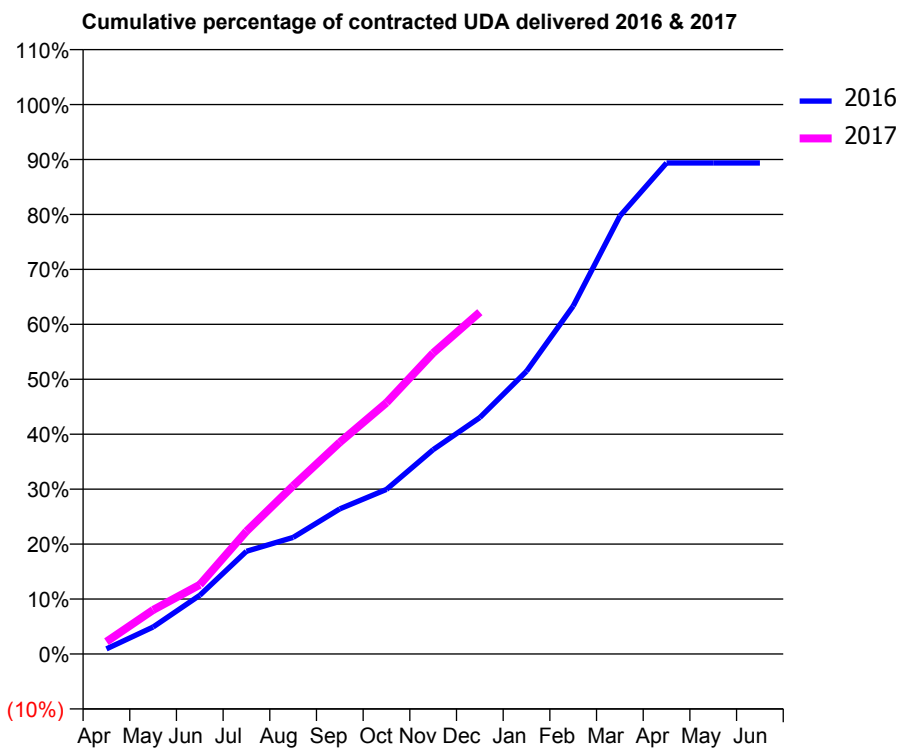
16/17 Contracted general activity (UDA)	4,800
Carry forward general activity (UDA)	0
16/17 Contracted orthodontic activity (UOA)	0
Carry forward orthodontic activity (UOA)	0
Baseline contract value	£103,175.74

ACCESS*

Patients seen in 24 months	Total	Change since previous quarter
Quarter ending December 2015	1,539	
Quarter ending March 2016	1,646	↑
Quarter ending June 2016	1,577	↓
Quarter ending September 2016	1,533	↓
Quarter ending December 2016	1,451	↓
Variance since December 2015	(5.7%)	↓



ACTIVITY



Month	Adjusted Scheduled Activity (UDA)	
	2016	2017
April	44	108
May	236	385
June	513	605
July	898	1,073
August	1,019	1,469
September	1,268	1,849
October	1,438	2,195
November	1,785	2,630
December	2,065	2,986
January	2,470	
February	3,039	
March	3,826	
April	4,290	
May	4,290	
June	4,290	

QUALITY

	Quantity	Base Number	Contract	AT	Region	England
% of FP17s for the same patient ID Re-attending within 3 months - Children	46	519	8.9%	9.9%	11.9%	12.4%
% of FP17s for the same patient ID Re-attending within 3 months - Adults	171	1,123	15.2%	15.8%	16.5%	16.6%
% of FP17s for the same patient ID Re-attending between 3 & 9 months - Children	350	519	67.4%	59.0%	60.2%	57.5%
% of FP17s for the same patient ID Re-attending between 3 & 9 months - Adults	631	1,123	56.2%	51.0%	52.0%	50.4%
% of FP17s for Band 1 Urgent Courses	120	1,503	8.0%	9.5%	9.5%	9.1%
% of FP17s Relating to Free Repair or Replacements	5	1,503	0.3%	0.6%	0.7%	0.8%
% of FP17s Relating to Continuations	10	1,503	0.7%	1.1%	1.2%	1.3%
% of Patients satisfied with the dentistry they have received	1	2	N/A	92.5%	92.9%	92.7%
% of Patients satisfied with the time they had to wait for an appointment	2	2	N/A	89.3%	88.8%	88.8%

* This is based on patients treated on this contract for their most recent course of treatment. Figures in italics indicate the base number of FP17s or Patient Questionnaire responses are less than 100. N/A is shown where the base number of responses is less than 10 during the period. % is calculated as Quantity/Base number*100

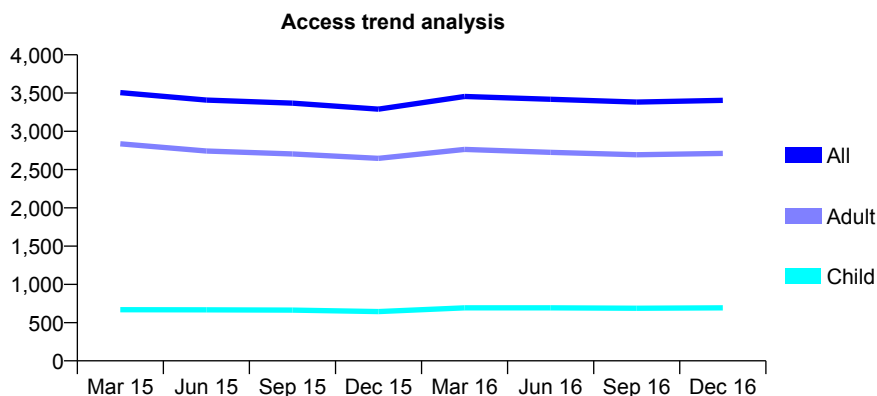
Q68 - Vital Signs At a Glance Contract Report for 199389/0001 - December 2016

Name or company name	Pure Dental Surgery Limited
Contract type name	GDS Contract
Purpose of contract	General
Contract start date	01/05/2012
Contract end date	

16/17 Contracted general activity (UDA)	11,066
Carry forward general activity (UDA)	-199
16/17 Contracted orthodontic activity (UOA)	0
Carry forward orthodontic activity (UOA)	0
Baseline contract value	£255,605.53

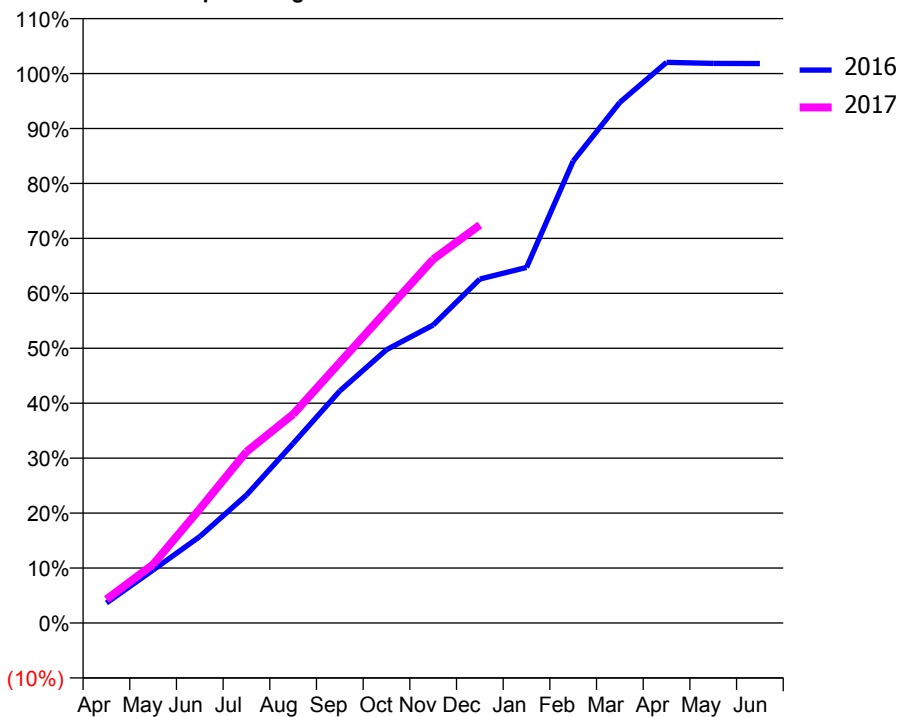
ACCESS*

Patients seen in 24 months	Total	Change since previous quarter
Quarter ending December 2015	3,290	
Quarter ending March 2016	3,456	↑
Quarter ending June 2016	3,418	↓
Quarter ending September 2016	3,382	↓
Quarter ending December 2016	3,404	→
Variance since December 2015	3.5%	↑



ACTIVITY

Cumulative percentage of contracted UDA delivered 2016 & 2017



Month	Adjusted Scheduled Activity (UDA)	
	2016	2017
April	405	477
May	1,068	1,180
June	1,740	2,297
July	2,578	3,450
August	3,616	4,203
September	4,673	5,246
October	5,503	6,286
November	6,001	7,325
December	6,927	8,015
January	7,161	
February	9,302	
March	10,485	
April	11,290	
May	11,269	
June	11,265	

QUALITY

	Quantity	Base Number	Contract	AT	Region	England
% of FP17s for the same patient ID Re-attending within 3 months - Children	83	870	9.5%	9.9%	11.9%	12.4%
% of FP17s for the same patient ID Re-attending within 3 months - Adults	562	3,198	17.6%	15.8%	16.5%	16.6%
% of FP17s for the same patient ID Re-attending between 3 & 9 months - Children	527	870	60.6%	59.0%	60.2%	57.5%
% of FP17s for the same patient ID Re-attending between 3 & 9 months - Adults	1,998	3,198	62.5%	51.0%	52.0%	50.4%
% of FP17s for Band 1 Urgent Courses	256	3,731	6.9%	9.5%	9.5%	9.1%
% of FP17s Relating to Free Repair or Replacements	7	3,731	0.2%	0.6%	0.7%	0.8%
% of FP17s Relating to Continuations	0	3,731	0.0%	1.1%	1.2%	1.3%
% of Patients satisfied with the dentistry they have received	17	19	89.5%	92.5%	92.9%	92.7%
% of Patients satisfied with the time they had to wait for an appointment	18	19	94.7%	89.3%	88.8%	88.8%

* This is based on patients treated on this contract for their most recent course of treatment. Figures in italics indicate the base number of FP17s or Patient Questionnaire responses are less than 100. N/A is shown where the base number of responses is less than 10 during the period. % is calculated as Quantity/Base number*100

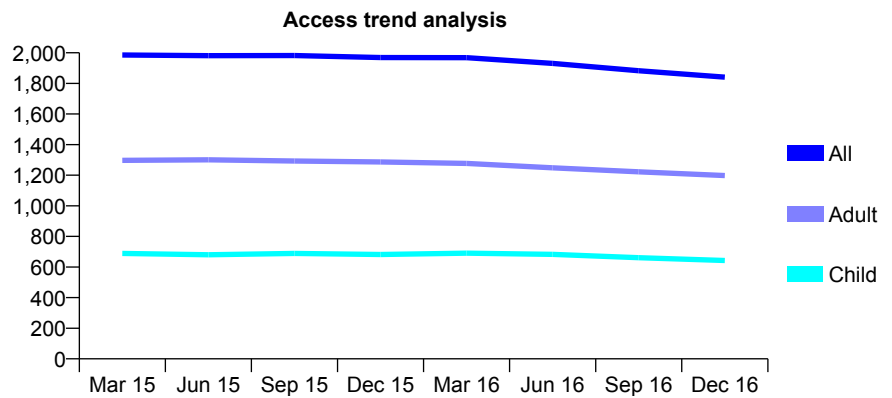
Q68 - Vital Signs At a Glance Contract Report for 199516/0001 - December 2016

Name or company name	Pamela Noon and Shernaz Wadia
Contract type name	GDS Contract
Purpose of contract	General
Contract start date	01/03/2012
Contract end date	

16/17 Contracted general activity (UDA)	6,100
Carry forward general activity (UDA)	11
16/17 Contracted orthodontic activity (UOA)	0
Carry forward orthodontic activity (UOA)	0
Baseline contract value	£169,872.90

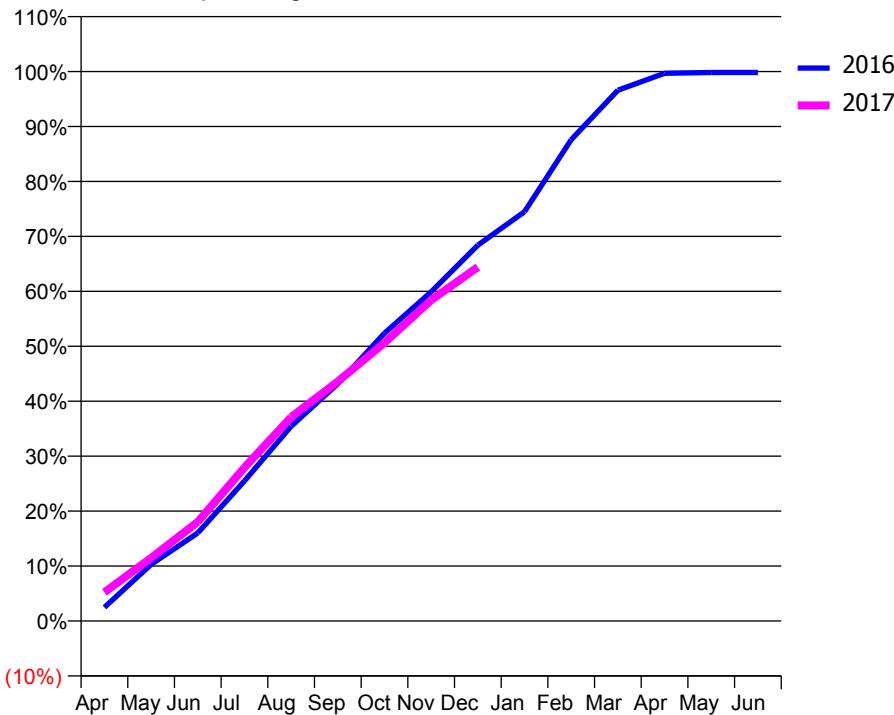
ACCESS*

Patients seen in 24 months	Total	Change since previous quarter
Quarter ending December 2015	1,969	
Quarter ending March 2016	1,968	→
Quarter ending June 2016	1,931	↓
Quarter ending September 2016	1,883	↓
Quarter ending December 2016	1,841	↓
Variance since December 2015	(6.5%)	↓



ACTIVITY

Cumulative percentage of contracted UDA delivered 2016 & 2017



Month	Adjusted Scheduled Activity (UDA)	
	2016	2017
April	151	318
May	628	700
June	978	1,100
July	1,555	1,705
August	2,162	2,264
September	2,635	2,659
October	3,195	3,089
November	3,654	3,562
December	4,173	3,930
January	4,543	
February	5,343	
March	5,892	
April	6,081	
May	6,089	
June	6,089	

QUALITY

	Quantity	Base Number	Contract	AT	Region	England
% of FP17s for the same patient ID Re-attending within 3 months - Children	100	906	11.0%	9.9%	11.9%	12.4%
% of FP17s for the same patient ID Re-attending within 3 months - Adults	172	1,310	13.1%	15.8%	16.5%	16.6%
% of FP17s for the same patient ID Re-attending between 3 & 9 months - Children	692	906	76.4%	59.0%	60.2%	57.5%
% of FP17s for the same patient ID Re-attending between 3 & 9 months - Adults	953	1,310	72.7%	51.0%	52.0%	50.4%
% of FP17s for Band 1 Urgent Courses	100	2,120	4.7%	9.5%	9.5%	9.1%
% of FP17s Relating to Free Repair or Replacements	3	2,120	0.1%	0.6%	0.7%	0.8%
% of FP17s Relating to Continuations	9	2,120	0.4%	1.1%	1.2%	1.3%
% of Patients satisfied with the dentistry they have received	1	1	N/A	92.5%	92.9%	92.7%
% of Patients satisfied with the time they had to wait for an appointment	1	1	N/A	89.3%	88.8%	88.8%

* This is based on patients treated on this contract for their most recent course of treatment. Figures in italics indicate the base number of FP17s or Patient Questionnaire responses are less than 100. N/A is shown where the base number of responses is less than 10 during the period. % is calculated as Quantity/Base number*100

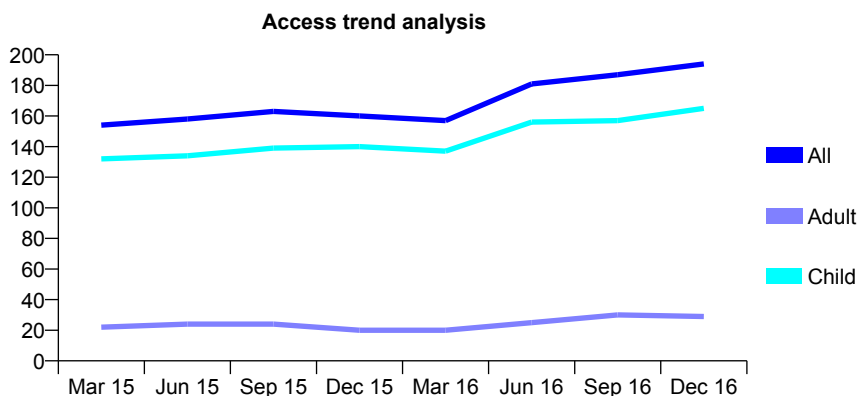
Q68 - Vital Signs At a Glance Contract Report for 199737/0001 - December 2016

Name or company name	Rectory House Dental Practice Ltd
Contract type name	GDS Contract
Purpose of contract	General
Contract start date	01/08/2009
Contract end date	

16/17 Contracted general activity (UDA)	380
Carry forward general activity (UDA)	0
16/17 Contracted orthodontic activity (UOA)	0
Carry forward orthodontic activity (UOA)	0
Baseline contract value	£8,445.78

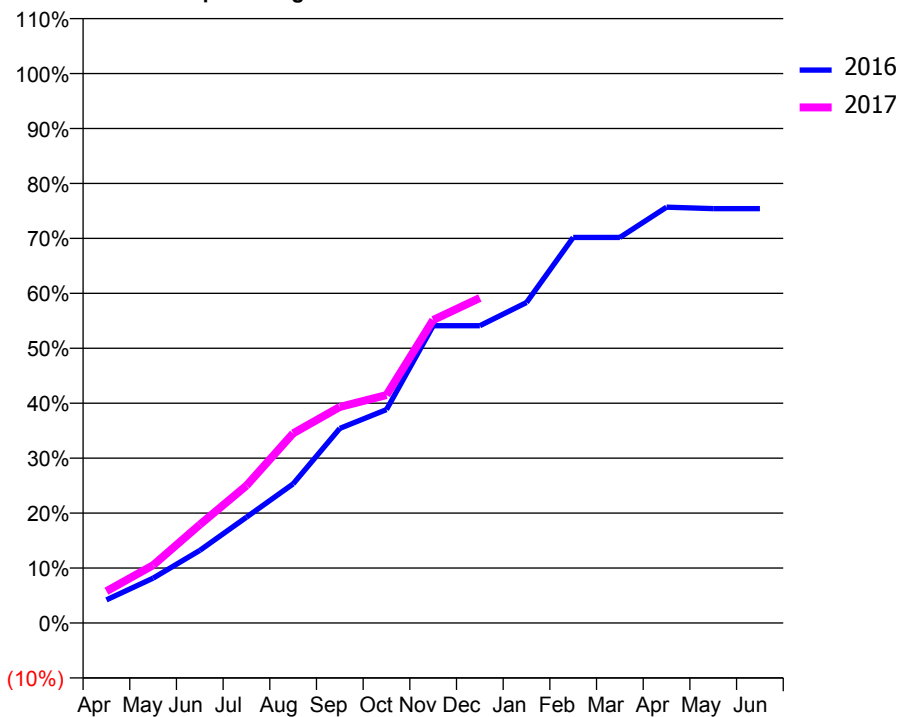
ACCESS*

Patients seen in 24 months	Total	Change since previous quarter
Quarter ending December 2015	160	
Quarter ending March 2016	157	↓
Quarter ending June 2016	181	↑
Quarter ending September 2016	187	↑
Quarter ending December 2016	194	↑
Variance since December 2015	21.3%	↑



ACTIVITY

Cumulative percentage of contracted UDA delivered 2016 & 2017



Month	Adjusted Scheduled Activity (UDA)	
	2016	2017
April	16	22
May	31	40
June	50	68
July	73	95
August	96	131
September	135	149
October	148	158
November	206	210
December	206	225
January	222	
February	267	
March	267	
April	288	
May	287	
June	287	

QUALITY

	Quantity	Base Number	Contract	AT	Region	England
% of FP17s for the same patient ID Re-attending within 3 months - Children	5	186	2.7%	9.9%	11.9%	12.4%
% of FP17s for the same patient ID Re-attending within 3 months - Adults	0	0	N/A	15.8%	16.5%	16.6%
% of FP17s for the same patient ID Re-attending between 3 & 9 months - Children	97	186	52.2%	59.0%	60.2%	57.5%
% of FP17s for the same patient ID Re-attending between 3 & 9 months - Adults	0	0	N/A	51.0%	52.0%	50.4%
% of FP17s for Band 1 Urgent Courses	4	168	2.4%	9.5%	9.5%	9.1%
% of FP17s Relating to Free Repair or Replacements	0	168	0.0%	0.6%	0.7%	0.8%
% of FP17s Relating to Continuations	0	168	0.0%	1.1%	1.2%	1.3%
% of Patients satisfied with the dentistry they have received	0	0	N/A	92.5%	92.9%	92.7%
% of Patients satisfied with the time they had to wait for an appointment	0	0	N/A	89.3%	88.8%	88.8%

* This is based on patients treated on this contract for their most recent course of treatment. Figures in italics indicate the base number of FP17s or Patient Questionnaire responses are less than 100. N/A is shown where the base number of responses is less than 10 during the period. % is calculated as Quantity/Base number*100

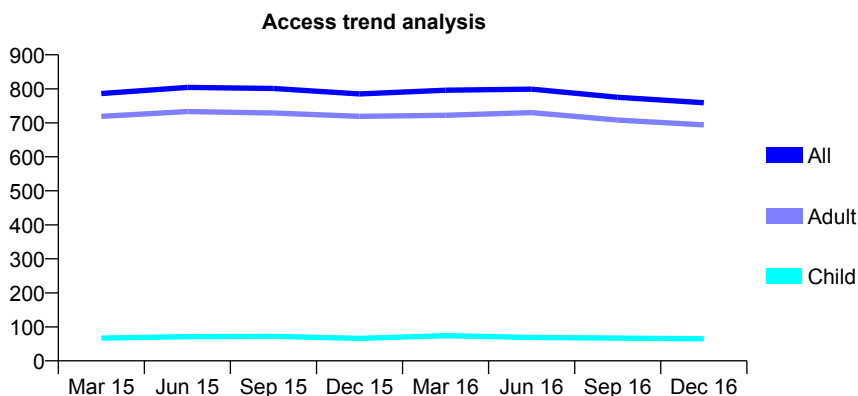
Q68 - Vital Signs At a Glance Contract Report for 206989/0001 - December 2016

Name or company name	MR GP UNSTED
Contract type name	GDS Contract
Purpose of contract	General
Contract start date	01/04/2006
Contract end date	

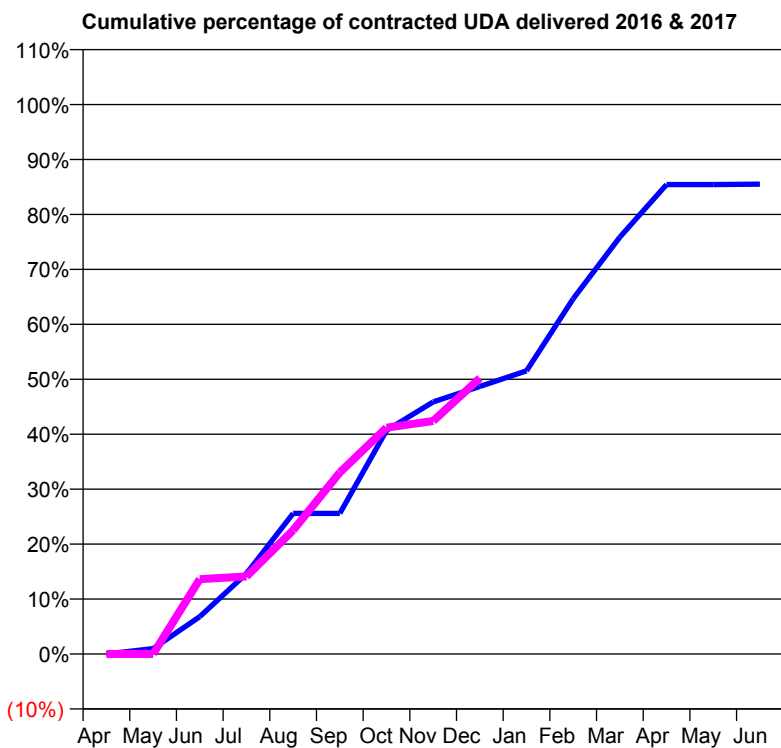
16/17 Contracted general activity (UDA)	2,257
Carry forward general activity (UDA)	0
16/17 Contracted orthodontic activity (UOA)	0
Carry forward orthodontic activity (UOA)	0
Baseline contract value	£53,498.37

ACCESS*

Patients seen in 24 months	Total	Change since previous quarter
Quarter ending December 2015	785	
Quarter ending March 2016	796	→
Quarter ending June 2016	799	→
Quarter ending September 2016	775	↓
Quarter ending December 2016	759	↓
Variance since December 2015	(3.3%)	↓



ACTIVITY



Month	Adjusted Scheduled Activity (UDA)	
	2016	2017
April	0	0
May	27	0
June	188	307
July	404	318
August	706	508
September	706	746
October	1,122	930
November	1,265	957
December	1,342	1,133
January	1,420	
February	1,783	
March	2,092	
April	2,355	
May	2,355	
June	2,358	

QUALITY

	Quantity	Base Number	Contract	AT	Region	England
% of FP17s for the same patient ID Re-attending within 3 months - Children	1	39	2.6%	9.9%	11.9%	12.4%
% of FP17s for the same patient ID Re-attending within 3 months - Adults	165	641	25.7%	15.8%	16.5%	16.6%
% of FP17s for the same patient ID Re-attending between 3 & 9 months - Children	12	39	30.8%	59.0%	60.2%	57.5%
% of FP17s for the same patient ID Re-attending between 3 & 9 months - Adults	208	641	32.4%	51.0%	52.0%	50.4%
% of FP17s for Band 1 Urgent Courses	185	568	32.6%	9.5%	9.5%	9.1%
% of FP17s Relating to Free Repair or Replacements	11	568	1.9%	0.6%	0.7%	0.8%
% of FP17s Relating to Continuations	0	568	0.0%	1.1%	1.2%	1.3%
% of Patients satisfied with the dentistry they have received	4	4	N/A	92.5%	92.9%	92.7%
% of Patients satisfied with the time they had to wait for an appointment	3	4	N/A	89.3%	88.8%	88.8%

* This is based on patients treated on this contract for their most recent course of treatment. Figures in italics indicate the base number of FP17s or Patient Questionnaire responses are less than 100. N/A is shown where the base number of responses is less than 10 during the period. % is calculated as Quantity/Base number*100

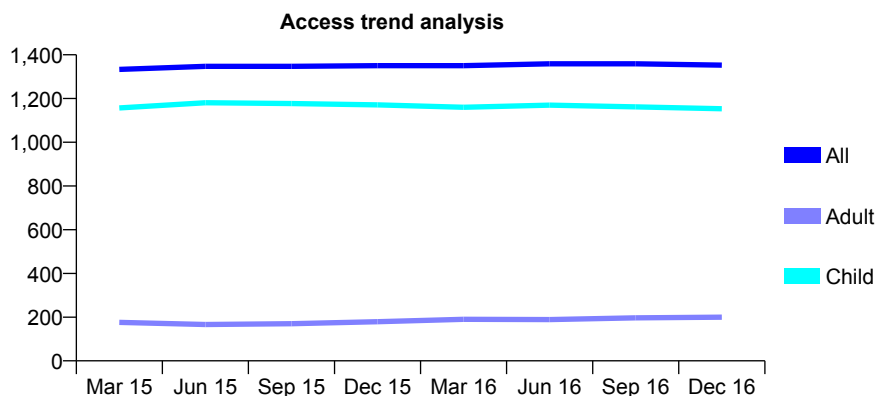
Q68 - Vital Signs At a Glance Contract Report for 207993/0001 - December 2016

Name or company name	MR MT COPPEN
Contract type name	GDS Contract
Purpose of contract	General
Contract start date	01/04/2006
Contract end date	

16/17 Contracted general activity (UDA)	3,479
Carry forward general activity (UDA)	-11
16/17 Contracted orthodontic activity (UOA)	0
Carry forward orthodontic activity (UOA)	0
Baseline contract value	£76,624.72

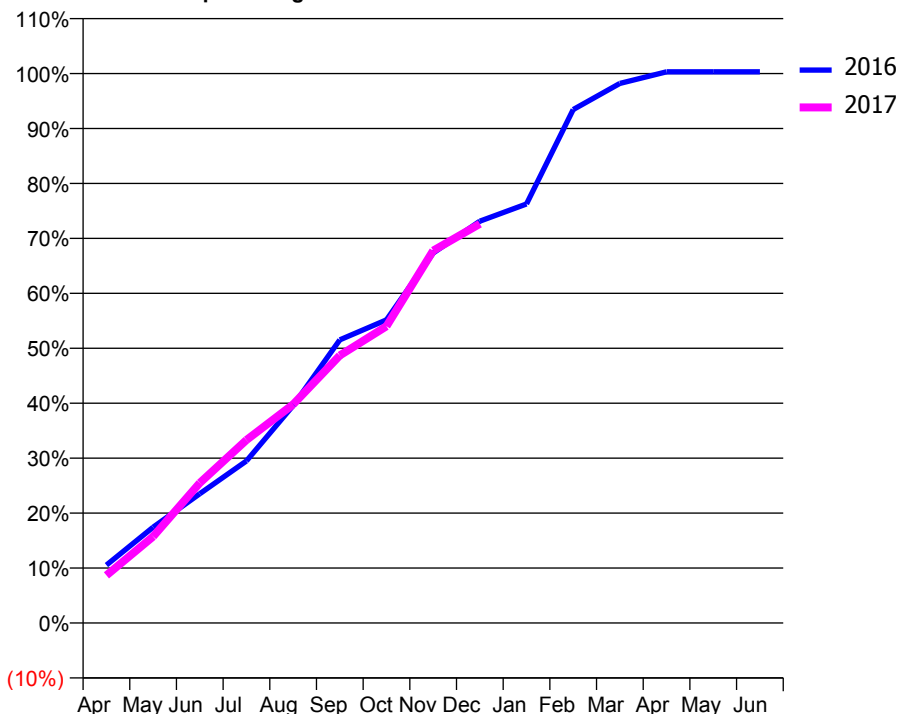
ACCESS*

Patients seen in 24 months	Total	Change since previous quarter
Quarter ending December 2015	1,350	
Quarter ending March 2016	1,350	→
Quarter ending June 2016	1,359	→
Quarter ending September 2016	1,359	→
Quarter ending December 2016	1,353	→
Variance since December 2015	0.2%	→



ACTIVITY

Cumulative percentage of contracted UDA delivered 2016 & 2017



Month	Adjusted Scheduled Activity (UDA)	
	2016	2017
April	367	302
May	607	547
June	819	887
July	1,027	1,159
August	1,377	1,384
September	1,793	1,694
October	1,920	1,879
November	2,342	2,357
December	2,544	2,528
January	2,653	
February	3,250	
March	3,416	
April	3,490	
May	3,490	
June	3,490	

QUALITY

	Quantity	Base Number	Contract	AT	Region	England
% of FP17s for the same patient ID Re-attending within 3 months - Children	124	1,426	8.7%	9.9%	11.9%	12.4%
% of FP17s for the same patient ID Re-attending within 3 months - Adults	8	76	10.5%	15.8%	16.5%	16.6%
% of FP17s for the same patient ID Re-attending between 3 & 9 months - Children	949	1,426	66.5%	59.0%	60.2%	57.5%
% of FP17s for the same patient ID Re-attending between 3 & 9 months - Adults	51	76	67.1%	51.0%	52.0%	50.4%
% of FP17s for Band 1 Urgent Courses	73	1,472	5.0%	9.5%	9.5%	9.1%
% of FP17s Relating to Free Repair or Replacements	0	1,472	0.0%	0.6%	0.7%	0.8%
% of FP17s Relating to Continuations	15	1,472	1.0%	1.1%	1.2%	1.3%
% of Patients satisfied with the dentistry they have received	1	1	N/A	92.5%	92.9%	92.7%
% of Patients satisfied with the time they had to wait for an appointment	1	1	N/A	89.3%	88.8%	88.8%

* This is based on patients treated on this contract for their most recent course of treatment. Figures in italics indicate the base number of FP17s or Patient Questionnaire responses are less than 100. N/A is shown where the base number of responses is less than 10 during the period. % is calculated as Quantity/Base number*100

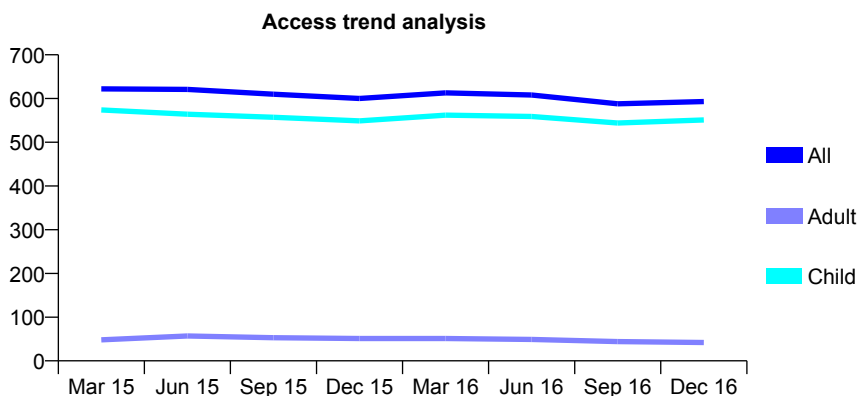
Q68 - Vital Signs At a Glance Contract Report for 209104/0001 - December 2016

Name or company name	Summerfield Dental Practice
Contract type name	GDS Contract
Purpose of contract	General
Contract start date	01/04/2006
Contract end date	

16/17 Contracted general activity (UDA)	900
Carry forward general activity (UDA)	-18
16/17 Contracted orthodontic activity (UOA)	0
Carry forward orthodontic activity (UOA)	0
Baseline contract value	£21,814.46

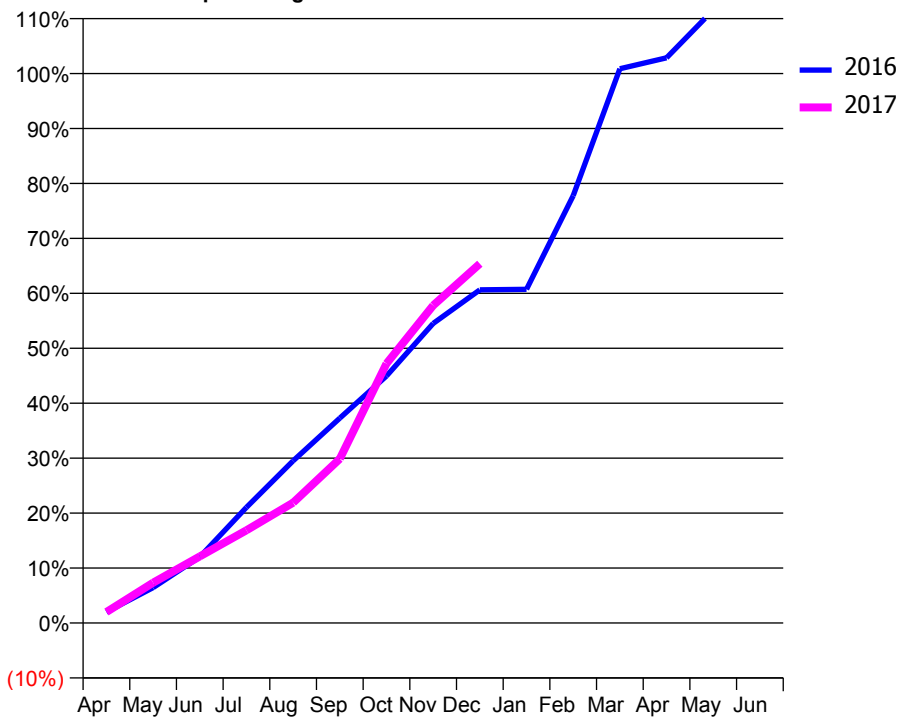
ACCESS*

Patients seen in 24 months	Total	Change since previous quarter
Quarter ending December 2015	600	
Quarter ending March 2016	613	↑
Quarter ending June 2016	608	→
Quarter ending September 2016	588	↓
Quarter ending December 2016	593	→
Variance since December 2015	(1.2%)	↓



ACTIVITY

Cumulative percentage of contracted UDA delivered 2016 & 2017



Month	Adjusted Scheduled Activity (UDA)	
	2016	2017
April	18	18
May	58	66
June	108	109
July	189	152
August	266	197
September	336	269
October	405	425
November	491	520
December	546	588
January	547	
February	700	
March	908	
April	926	
May	1,004	
June	1,005	

QUALITY

	Quantity	Base Number	Contract	AT	Region	England
% of FP17s for the same patient ID Re-attending within 3 months - Children	15	459	3.3%	9.9%	11.9%	12.4%
% of FP17s for the same patient ID Re-attending within 3 months - Adults	0	0	N/A	15.8%	16.5%	16.6%
% of FP17s for the same patient ID Re-attending between 3 & 9 months - Children	209	459	45.5%	59.0%	60.2%	57.5%
% of FP17s for the same patient ID Re-attending between 3 & 9 months - Adults	0	0	N/A	51.0%	52.0%	50.4%
% of FP17s for Band 1 Urgent Courses	2	380	0.5%	9.5%	9.5%	9.1%
% of FP17s Relating to Free Repair or Replacements	0	380	0.0%	0.6%	0.7%	0.8%
% of FP17s Relating to Continuations	0	380	0.0%	1.1%	1.2%	1.3%
% of Patients satisfied with the dentistry they have received	3	3	N/A	92.5%	92.9%	92.7%
% of Patients satisfied with the time they had to wait for an appointment	3	3	N/A	89.3%	88.8%	88.8%

* This is based on patients treated on this contract for their most recent course of treatment. Figures in italics indicate the base number of FP17s or Patient Questionnaire responses are less than 100. N/A is shown where the base number of responses is less than 10 during the period. % is calculated as Quantity/Base number*100

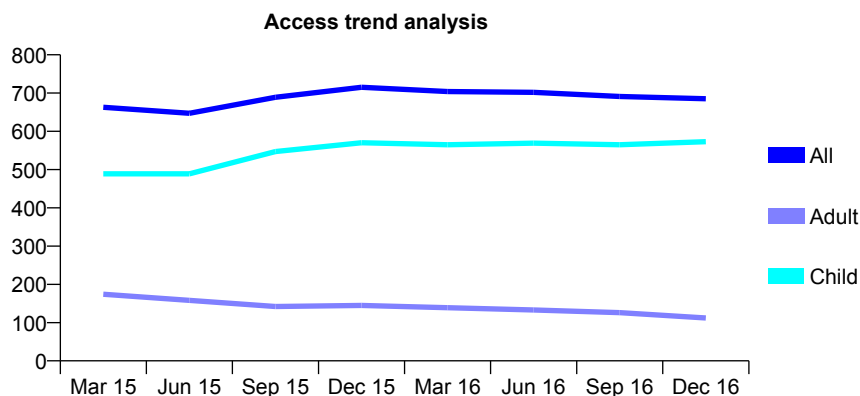
Q68 - Vital Signs At a Glance Contract Report for 214698/0001 - December 2016

Name or company name	MISS DA MAHONEY
Contract type name	GDS Contract
Purpose of contract	General
Contract start date	01/04/2006
Contract end date	

16/17 Contracted general activity (UDA)	1,400
Carry forward general activity (UDA)	-22
16/17 Contracted orthodontic activity (UOA)	0
Carry forward orthodontic activity (UOA)	0
Baseline contract value	£31,394.10

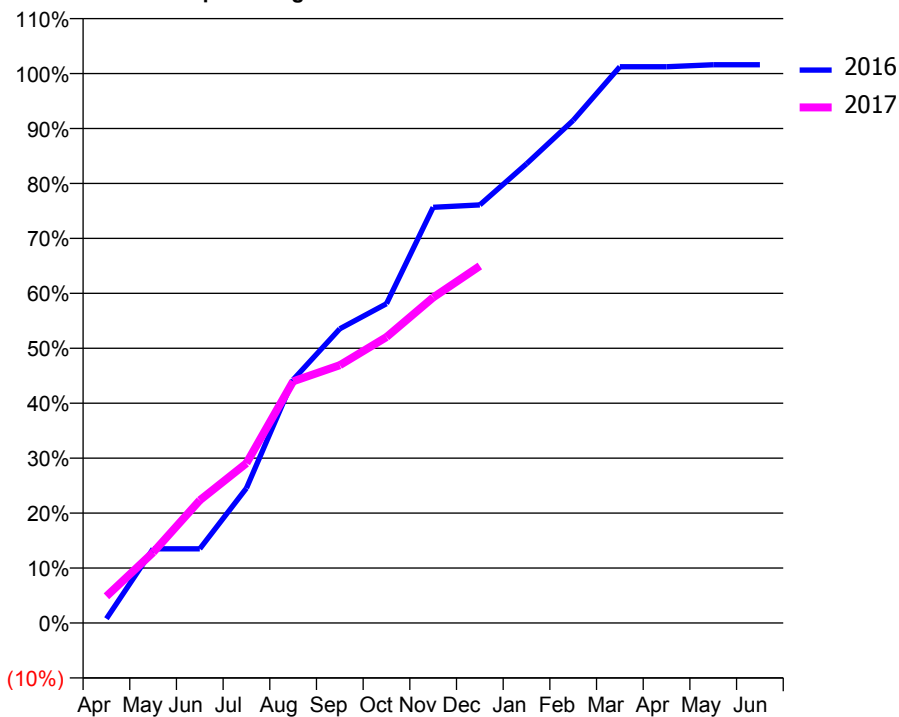
ACCESS*

Patients seen in 24 months	Total	Change since previous quarter
Quarter ending December 2015	715	
Quarter ending March 2016	704	↓
Quarter ending June 2016	702	→
Quarter ending September 2016	691	↓
Quarter ending December 2016	685	→
Variance since December 2015	(4.2%)	↓



ACTIVITY

Cumulative percentage of contracted UDA delivered 2016 & 2017



Month	Adjusted Scheduled Activity (UDA)	
	2016	2017
April	11	68
May	189	180
June	189	313
July	344	407
August	620	616
September	750	657
October	814	728
November	1,059	829
December	1,065	910
January	1,170	
February	1,281	
March	1,417	
April	1,417	
May	1,422	
June	1,422	

QUALITY

	Quantity	Base Number	Contract	AT	Region	England
% of FP17s for the same patient ID Re-attending within 3 months - Children	34	598	5.7%	9.9%	11.9%	12.4%
% of FP17s for the same patient ID Re-attending within 3 months - Adults	4	69	5.8%	15.8%	16.5%	16.6%
% of FP17s for the same patient ID Re-attending between 3 & 9 months - Children	381	598	63.7%	59.0%	60.2%	57.5%
% of FP17s for the same patient ID Re-attending between 3 & 9 months - Adults	35	69	50.7%	51.0%	52.0%	50.4%
% of FP17s for Band 1 Urgent Courses	19	661	2.9%	9.5%	9.5%	9.1%
% of FP17s Relating to Free Repair or Replacements	0	661	0.0%	0.6%	0.7%	0.8%
% of FP17s Relating to Continuations	0	661	0.0%	1.1%	1.2%	1.3%
% of Patients satisfied with the dentistry they have received	0	0	N/A	92.5%	92.9%	92.7%
% of Patients satisfied with the time they had to wait for an appointment	0	0	N/A	89.3%	88.8%	88.8%

* This is based on patients treated on this contract for their most recent course of treatment. Figures in italics indicate the base number of FP17s or Patient Questionnaire responses are less than 100. N/A is shown where the base number of responses is less than 10 during the period. % is calculated as Quantity/Base number*100

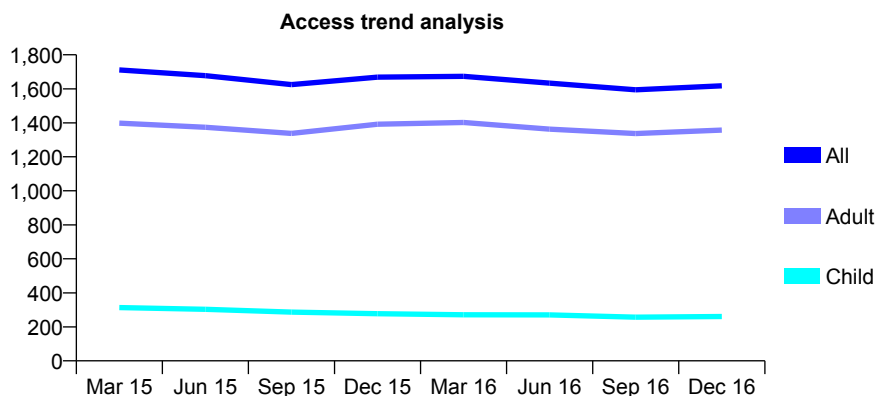
Q68 - Vital Signs At a Glance Contract Report for 219541/0001 - December 2016

Name or company name	MR SN ROUSSOS
Contract type name	GDS Contract
Purpose of contract	General
Contract start date	01/04/2006
Contract end date	

16/17 Contracted general activity (UDA)	8,132
Carry forward general activity (UDA)	205
16/17 Contracted orthodontic activity (UOA)	0
Carry forward orthodontic activity (UOA)	0
Baseline contract value	£188,921.99

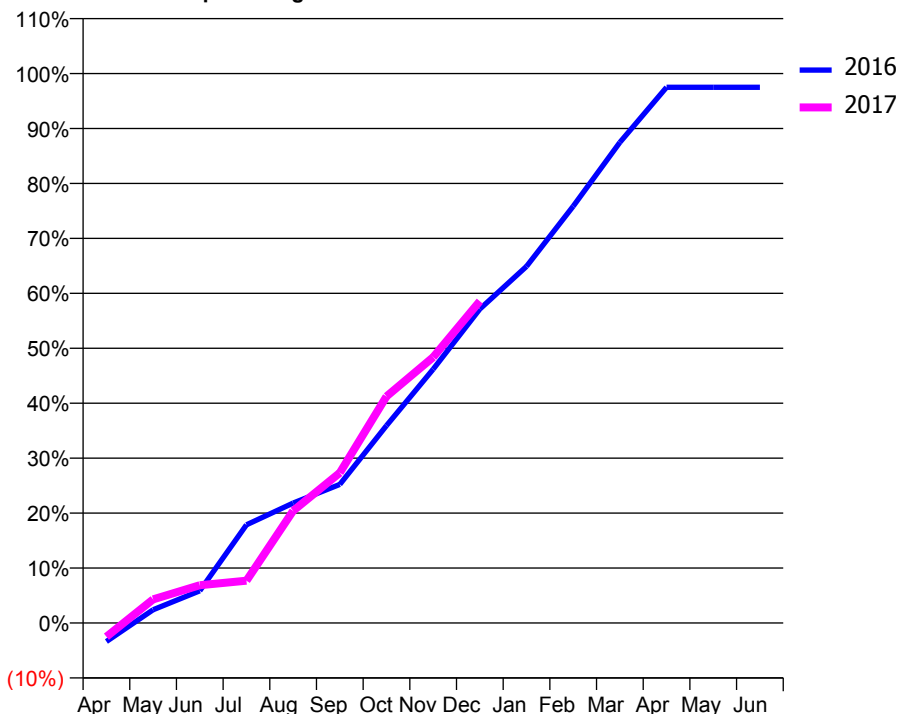
ACCESS*

Patients seen in 24 months	Total	Change since previous quarter
Quarter ending December 2015	1,669	
Quarter ending March 2016	1,673	→
Quarter ending June 2016	1,633	↓
Quarter ending September 2016	1,594	↓
Quarter ending December 2016	1,618	→
Variance since December 2015	(3.1%)	↓



ACTIVITY

Cumulative percentage of contracted UDA delivered 2016 & 2017



Month	Adjusted Scheduled Activity (UDA)	
	2016	2017
April	-276	-205
May	197	349
June	476	560
July	1,453	627
August	1,775	1,660
September	2,052	2,223
October	2,921	3,353
November	3,756	3,933
December	4,645	4,763
January	5,279	
February	6,168	
March	7,113	
April	7,927	
May	7,927	
June	7,927	

QUALITY

	Quantity	Base Number	Contract	AT	Region	England
% of FP17s for the same patient ID Re-attending within 3 months - Children	19	282	6.7%	9.9%	11.9%	12.4%
% of FP17s for the same patient ID Re-attending within 3 months - Adults	237	1,448	16.4%	15.8%	16.5%	16.6%
% of FP17s for the same patient ID Re-attending between 3 & 9 months - Children	165	282	58.5%	59.0%	60.2%	57.5%
% of FP17s for the same patient ID Re-attending between 3 & 9 months - Adults	859	1,448	59.3%	51.0%	52.0%	50.4%
% of FP17s for Band 1 Urgent Courses	93	1,556	6.0%	9.5%	9.5%	9.1%
% of FP17s Relating to Free Repair or Replacements	4	1,556	0.3%	0.6%	0.7%	0.8%
% of FP17s Relating to Continuations	4	1,556	0.3%	1.1%	1.2%	1.3%
% of Patients satisfied with the dentistry they have received	4	4	N/A	92.5%	92.9%	92.7%
% of Patients satisfied with the time they had to wait for an appointment	4	4	N/A	89.3%	88.8%	88.8%

* This is based on patients treated on this contract for their most recent course of treatment. Figures in italics indicate the base number of FP17s or Patient Questionnaire responses are less than 100. N/A is shown where the base number of responses is less than 10 during the period. % is calculated as Quantity/Base number*100

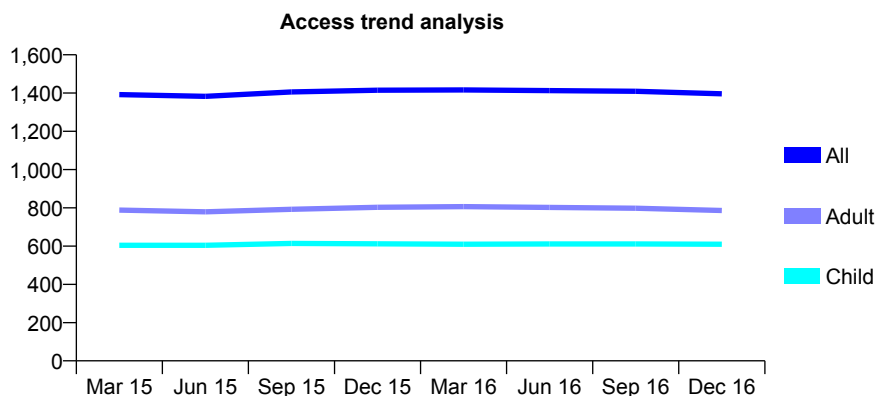
Q68 - Vital Signs At a Glance Contract Report for 219894/0001 - December 2016

Name or company name	MR JP GRIFFITHS
Contract type name	GDS Contract
Purpose of contract	General
Contract start date	01/04/2006
Contract end date	

16/17 Contracted general activity (UDA)	3,500
Carry forward general activity (UDA)	-70
16/17 Contracted orthodontic activity (UOA)	0
Carry forward orthodontic activity (UOA)	0
Baseline contract value	£83,621.98

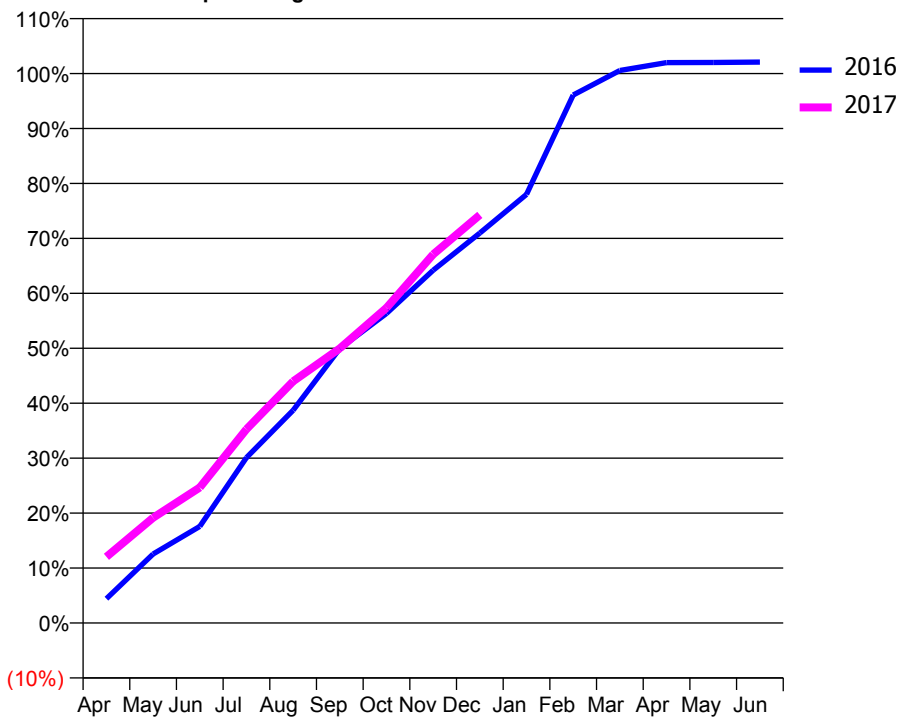
ACCESS*

Patients seen in 24 months	Total	Change since previous quarter
Quarter ending December 2015	1,415	
Quarter ending March 2016	1,416	→
Quarter ending June 2016	1,413	→
Quarter ending September 2016	1,409	→
Quarter ending December 2016	1,396	→
Variance since December 2015	(1.3%)	↓



ACTIVITY

Cumulative percentage of contracted UDA delivered 2016 & 2017



Month	Adjusted Scheduled Activity (UDA)	
	2016	2017
April	155	422
May	439	671
June	616	863
July	1,053	1,234
August	1,355	1,539
September	1,748	1,749
October	1,972	2,007
November	2,247	2,348
December	2,484	2,599
January	2,730	
February	3,363	
March	3,519	
April	3,569	
May	3,570	
June	3,573	

QUALITY

	Quantity	Base Number	Contract	AT	Region	England
% of FP17s for the same patient ID Re-attending within 3 months - Children	67	759	8.8%	9.9%	11.9%	12.4%
% of FP17s for the same patient ID Re-attending within 3 months - Adults	117	827	14.1%	15.8%	16.5%	16.6%
% of FP17s for the same patient ID Re-attending between 3 & 9 months - Children	479	759	63.1%	59.0%	60.2%	57.5%
% of FP17s for the same patient ID Re-attending between 3 & 9 months - Adults	503	827	60.8%	51.0%	52.0%	50.4%
% of FP17s for Band 1 Urgent Courses	101	1,547	6.5%	9.5%	9.5%	9.1%
% of FP17s Relating to Free Repair or Replacements	0	1,547	0.0%	0.6%	0.7%	0.8%
% of FP17s Relating to Continuations	6	1,547	0.4%	1.1%	1.2%	1.3%
% of Patients satisfied with the dentistry they have received	2	2	N/A	92.5%	92.9%	92.7%
% of Patients satisfied with the time they had to wait for an appointment	2	2	N/A	89.3%	88.8%	88.8%

* This is based on patients treated on this contract for their most recent course of treatment. Figures in italics indicate the base number of FP17s or Patient Questionnaire responses are less than 100. N/A is shown where the base number of responses is less than 10 during the period. % is calculated as Quantity/Base number*100

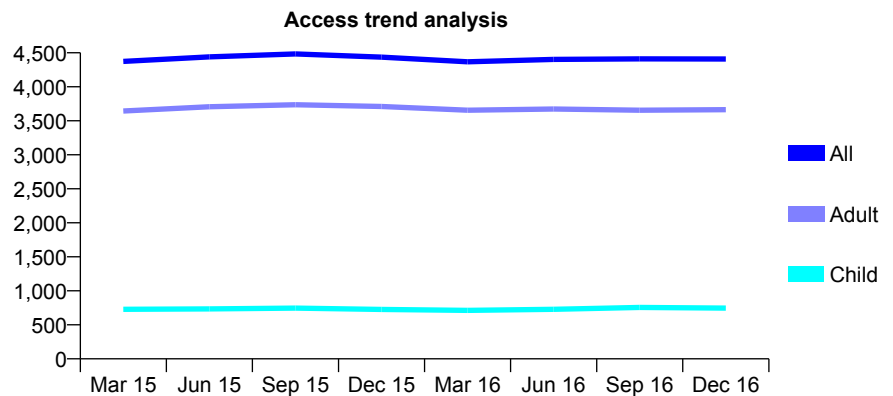
Q68 - Vital Signs At a Glance Contract Report for 220868/0001 - December 2016

Name or company name	MR N SUCHAK
Contract type name	GDS Contract
Purpose of contract	General
Contract start date	01/04/2006
Contract end date	

16/17 Contracted general activity (UDA)	13,428
Carry forward general activity (UDA)	86
16/17 Contracted orthodontic activity (UOA)	0
Carry forward orthodontic activity (UOA)	0
Baseline contract value	£369,839.02

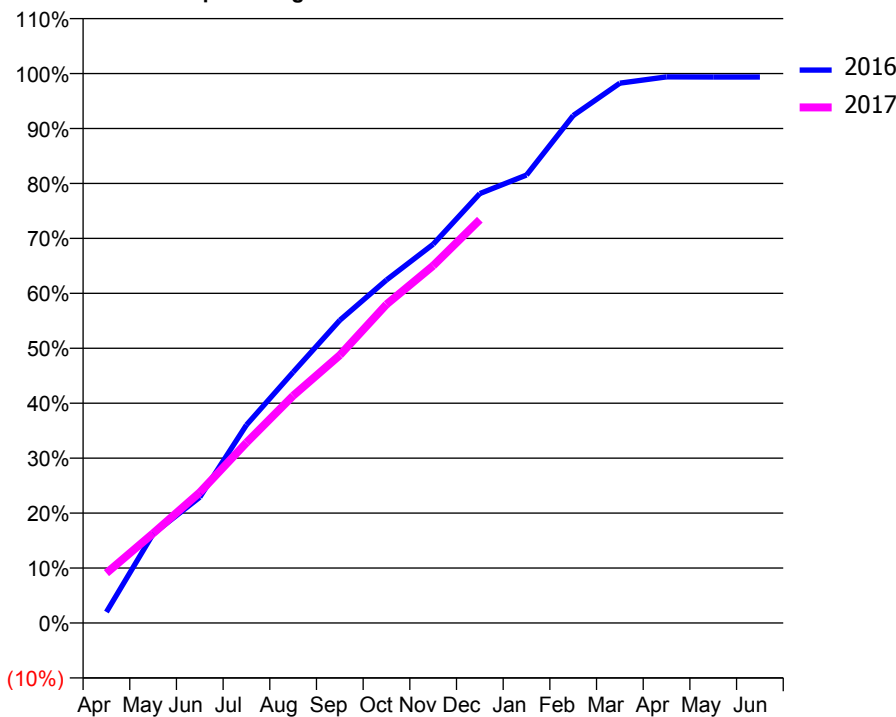
ACCESS*

Patients seen in 24 months	Total	Change since previous quarter
Quarter ending December 2015	4,437	
Quarter ending March 2016	4,367	↓
Quarter ending June 2016	4,402	→
Quarter ending September 2016	4,411	→
Quarter ending December 2016	4,409	→
Variance since December 2015	(0.6%)	→



ACTIVITY

Cumulative percentage of contracted UDA delivered 2016 & 2017



Month	Adjusted Scheduled Activity (UDA)	
	2016	2017
April	269	1,220
May	2,179	2,192
June	3,075	3,190
July	4,841	4,408
August	6,130	5,553
September	7,400	6,544
October	8,383	7,786
November	9,256	8,732
December	10,493	9,857
January	10,949	
February	12,400	
March	13,192	
April	13,344	
May	13,343	
June	13,342	

QUALITY

	Quantity	Base Number	Contract	AT	Region	England
% of FP17s for the same patient ID Re-attending within 3 months - Children	47	846	5.6%	9.9%	11.9%	12.4%
% of FP17s for the same patient ID Re-attending within 3 months - Adults	650	4,269	15.2%	15.8%	16.5%	16.6%
% of FP17s for the same patient ID Re-attending between 3 & 9 months - Children	487	846	57.6%	59.0%	60.2%	57.5%
% of FP17s for the same patient ID Re-attending between 3 & 9 months - Adults	2,370	4,269	55.5%	51.0%	52.0%	50.4%
% of FP17s for Band 1 Urgent Courses	433	4,993	8.7%	9.5%	9.5%	9.1%
% of FP17s Relating to Free Repair or Replacements	161	4,993	3.2%	0.6%	0.7%	0.8%
% of FP17s Relating to Continuations	51	4,993	1.0%	1.1%	1.2%	1.3%
% of Patients satisfied with the dentistry they have received	14	15	93.3%	92.5%	92.9%	92.7%
% of Patients satisfied with the time they had to wait for an appointment	13	15	86.7%	89.3%	88.8%	88.8%

* This is based on patients treated on this contract for their most recent course of treatment. Figures in italics indicate the base number of FP17s or Patient Questionnaire responses are less than 100. N/A is shown where the base number of responses is less than 10 during the period. % is calculated as Quantity/Base number*100

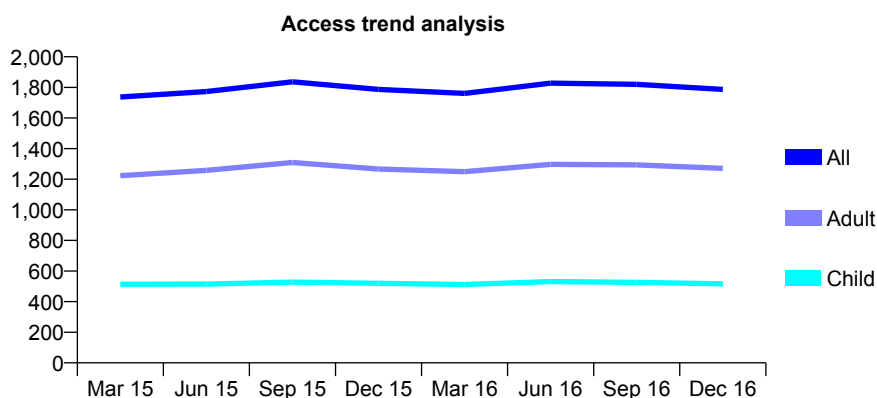
Q68 - Vital Signs At a Glance Contract Report for 220868/0002 - December 2016

Name or company name	MR N SUCHAK
Contract type name	GDS Contract
Purpose of contract	General
Contract start date	01/04/2006
Contract end date	

16/17 Contracted general activity (UDA)	3,650
Carry forward general activity (UDA)	-62
16/17 Contracted orthodontic activity (UOA)	0
Carry forward orthodontic activity (UOA)	0
Baseline contract value	£117,896.49

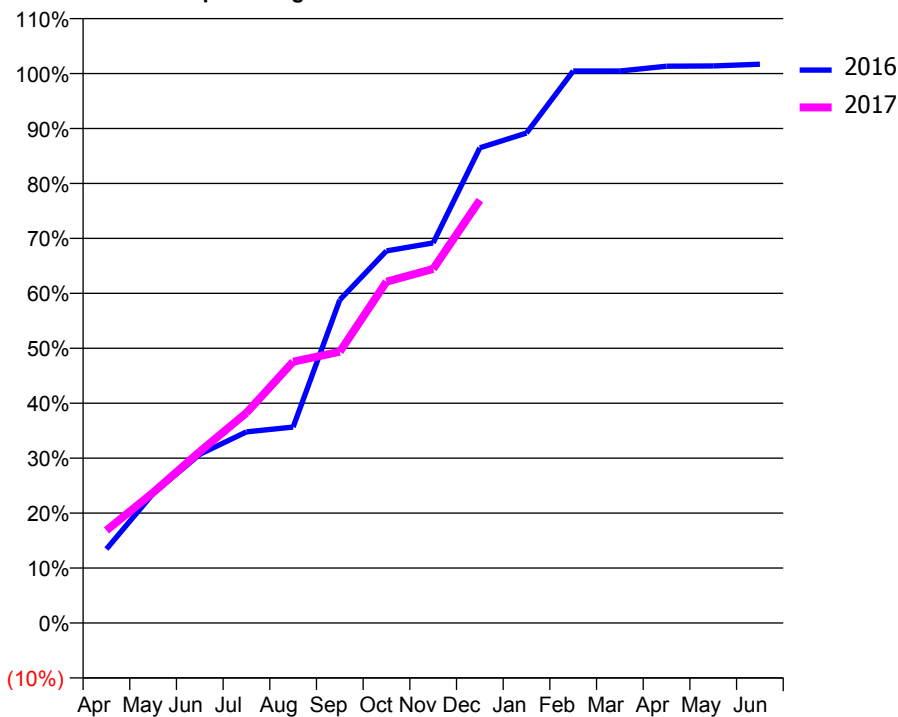
ACCESS*

Patients seen in 24 months	Total	Change since previous quarter
Quarter ending December 2015	1,787	
Quarter ending March 2016	1,761	↓
Quarter ending June 2016	1,828	↑
Quarter ending September 2016	1,820	→
Quarter ending December 2016	1,787	↓
Variance since December 2015	0.0%	→



ACTIVITY

Cumulative percentage of contracted UDA delivered 2016 & 2017



Month	Adjusted Scheduled Activity (UDA)	
	2016	2017
April	491	615
May	859	867
June	1,121	1,138
July	1,270	1,397
August	1,302	1,735
September	2,146	1,802
October	2,472	2,267
November	2,525	2,352
December	3,156	2,809
January	3,255	
February	3,666	
March	3,666	
April	3,699	
May	3,700	
June	3,712	

QUALITY

	Quantity	Base Number	Contract	AT	Region	England
% of FP17s for the same patient ID Re-attending within 3 months - Children	43	622	6.9%	9.9%	11.9%	12.4%
% of FP17s for the same patient ID Re-attending within 3 months - Adults	169	1,379	12.3%	15.8%	16.5%	16.6%
% of FP17s for the same patient ID Re-attending between 3 & 9 months - Children	393	622	63.2%	59.0%	60.2%	57.5%
% of FP17s for the same patient ID Re-attending between 3 & 9 months - Adults	770	1,379	55.8%	51.0%	52.0%	50.4%
% of FP17s for Band 1 Urgent Courses	86	1,416	6.1%	9.5%	9.5%	9.1%
% of FP17s Relating to Free Repair or Replacements	39	1,416	2.8%	0.6%	0.7%	0.8%
% of FP17s Relating to Continuations	2	1,416	0.1%	1.1%	1.2%	1.3%
% of Patients satisfied with the dentistry they have received	3	3	N/A	92.5%	92.9%	92.7%
% of Patients satisfied with the time they had to wait for an appointment	3	3	N/A	89.3%	88.8%	88.8%

* This is based on patients treated on this contract for their most recent course of treatment. Figures in italics indicate the base number of FP17s or Patient Questionnaire responses are less than 100. N/A is shown where the base number of responses is less than 10 during the period. % is calculated as Quantity/Base number*100

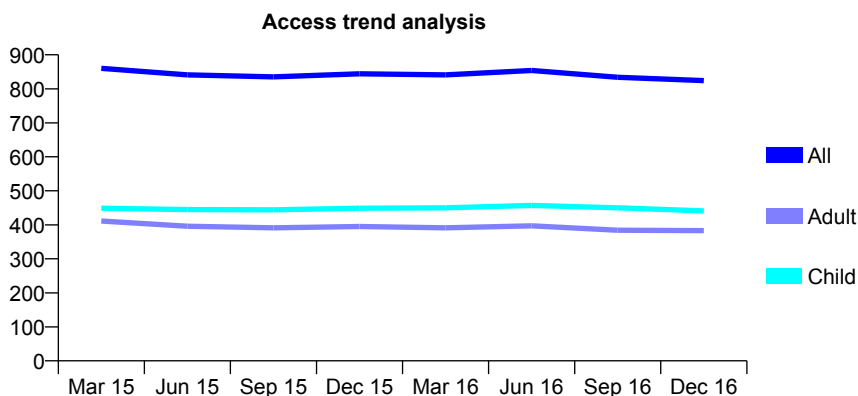
Q68 - Vital Signs At a Glance Contract Report for 222267/0001 - December 2016

Name or company name	MISS NE STALFORD
Contract type name	GDS Contract
Purpose of contract	General
Contract start date	01/04/2006
Contract end date	

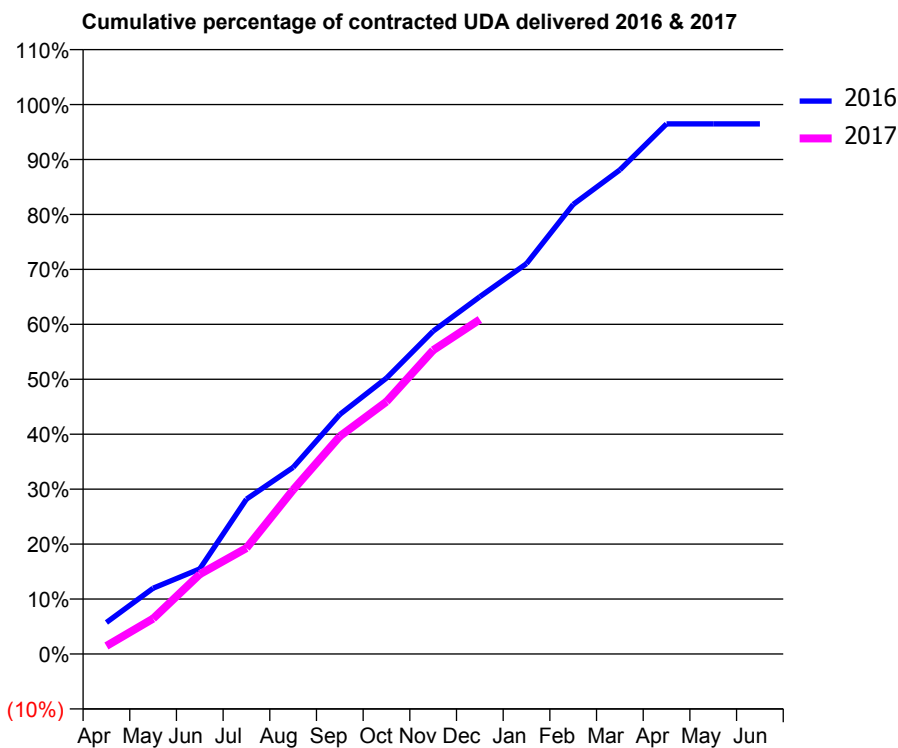
16/17 Contracted general activity (UDA)	1,990
Carry forward general activity (UDA)	70
16/17 Contracted orthodontic activity (UOA)	0
Carry forward orthodontic activity (UOA)	0
Baseline contract value	£44,221.78

ACCESS*

Patients seen in 24 months	Total	Change since previous quarter
Quarter ending December 2015	844	
Quarter ending March 2016	841	→
Quarter ending June 2016	854	→
Quarter ending September 2016	834	↓
Quarter ending December 2016	824	↓
Variance since December 2015	(2.4%)	↓



ACTIVITY



Month	Adjusted Scheduled Activity (UDA)	
	2016	2017
April	114	29
May	238	128
June	308	289
July	561	384
August	676	595
September	868	788
October	999	914
November	1,169	1,100
December	1,294	1,212
January	1,414	
February	1,628	
March	1,753	
April	1,920	
May	1,920	
June	1,920	

QUALITY

	Quantity	Base Number	Contract	AT	Region	England
% of FP17s for the same patient ID Re-attending within 3 months - Children	30	609	4.9%	9.9%	11.9%	12.4%
% of FP17s for the same patient ID Re-attending within 3 months - Adults	34	358	9.5%	15.8%	16.5%	16.6%
% of FP17s for the same patient ID Re-attending between 3 & 9 months - Children	485	609	79.6%	59.0%	60.2%	57.5%
% of FP17s for the same patient ID Re-attending between 3 & 9 months - Adults	226	358	63.1%	51.0%	52.0%	50.4%
% of FP17s for Band 1 Urgent Courses	23	874	2.6%	9.5%	9.5%	9.1%
% of FP17s Relating to Free Repair or Replacements	1	874	0.1%	0.6%	0.7%	0.8%
% of FP17s Relating to Continuations	2	874	0.2%	1.1%	1.2%	1.3%
% of Patients satisfied with the dentistry they have received	0	0	N/A	92.5%	92.9%	92.7%
% of Patients satisfied with the time they had to wait for an appointment	0	0	N/A	89.3%	88.8%	88.8%

* This is based on patients treated on this contract for their most recent course of treatment. Figures in italics indicate the base number of FP17s or Patient Questionnaire responses are less than 100. N/A is shown where the base number of responses is less than 10 during the period. % is calculated as Quantity/Base number*100

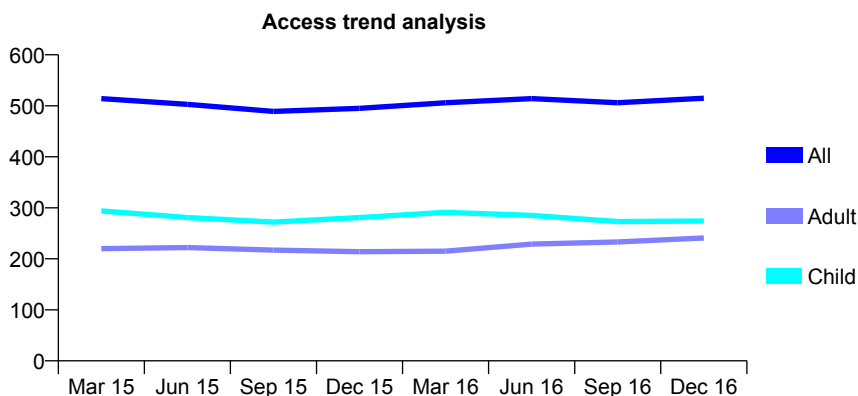
Q68 - Vital Signs At a Glance Contract Report for 228494/0002 - December 2016

Name or company name	MR PJ STRAW
Contract type name	GDS Contract
Purpose of contract	General
Contract start date	31/08/2010
Contract end date	

16/17 Contracted general activity (UDA)	1,215
Carry forward general activity (UDA)	0
16/17 Contracted orthodontic activity (UOA)	0
Carry forward orthodontic activity (UOA)	0
Baseline contract value	£29,598.86

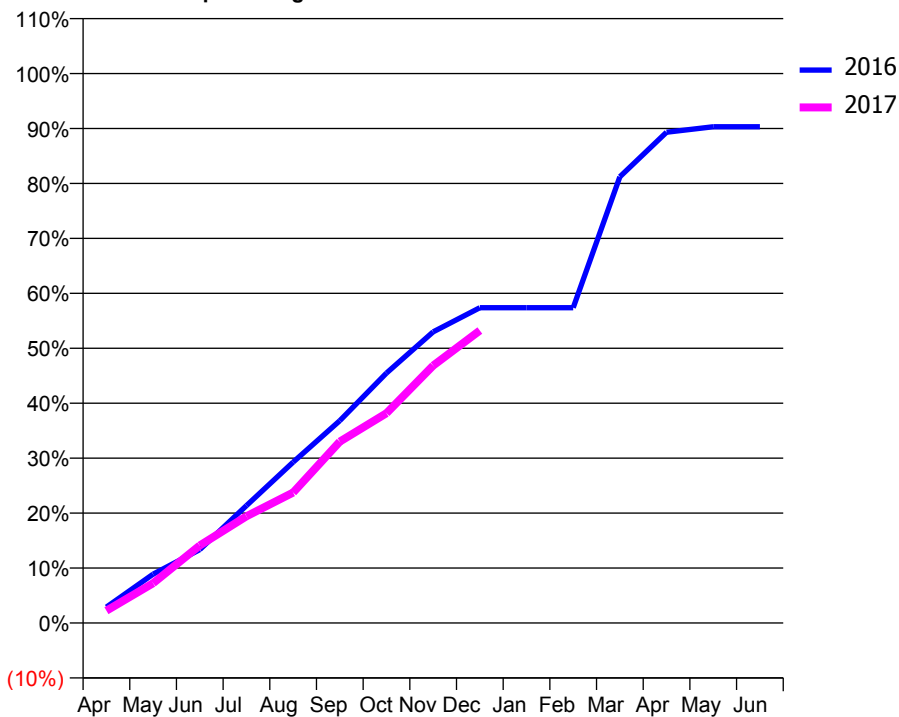
ACCESS*

Patients seen in 24 months	Total	Change since previous quarter
Quarter ending December 2015	495	
Quarter ending March 2016	506	↑
Quarter ending June 2016	514	→
Quarter ending September 2016	506	↓
Quarter ending December 2016	515	→
Variance since December 2015	4.0%	↑



ACTIVITY

Cumulative percentage of contracted UDA delivered 2016 & 2017



Month	Adjusted Scheduled Activity (UDA)	
	2016	2017
April	35	27
May	108	88
June	162	171
July	260	236
August	356	288
September	447	401
October	553	464
November	644	569
December	697	647
January	697	
February	697	
March	987	
April	1,085	
May	1,097	
June	1,097	

QUALITY

	Quantity	Base Number	Contract	AT	Region	England
% of FP17s for the same patient ID Re-attending within 3 months - Children	21	311	6.8%	9.9%	11.9%	12.4%
% of FP17s for the same patient ID Re-attending within 3 months - Adults	19	196	9.7%	15.8%	16.5%	16.6%
% of FP17s for the same patient ID Re-attending between 3 & 9 months - Children	212	311	68.2%	59.0%	60.2%	57.5%
% of FP17s for the same patient ID Re-attending between 3 & 9 months - Adults	109	196	55.6%	51.0%	52.0%	50.4%
% of FP17s for Band 1 Urgent Courses	23	447	5.1%	9.5%	9.5%	9.1%
% of FP17s Relating to Free Repair or Replacements	0	447	0.0%	0.6%	0.7%	0.8%
% of FP17s Relating to Continuations	0	447	0.0%	1.1%	1.2%	1.3%
% of Patients satisfied with the dentistry they have received	0	0	N/A	92.5%	92.9%	92.7%
% of Patients satisfied with the time they had to wait for an appointment	0	0	N/A	89.3%	88.8%	88.8%

* This is based on patients treated on this contract for their most recent course of treatment. Figures in italics indicate the base number of FP17s or Patient Questionnaire responses are less than 100. N/A is shown where the base number of responses is less than 10 during the period. % is calculated as Quantity/Base number*100

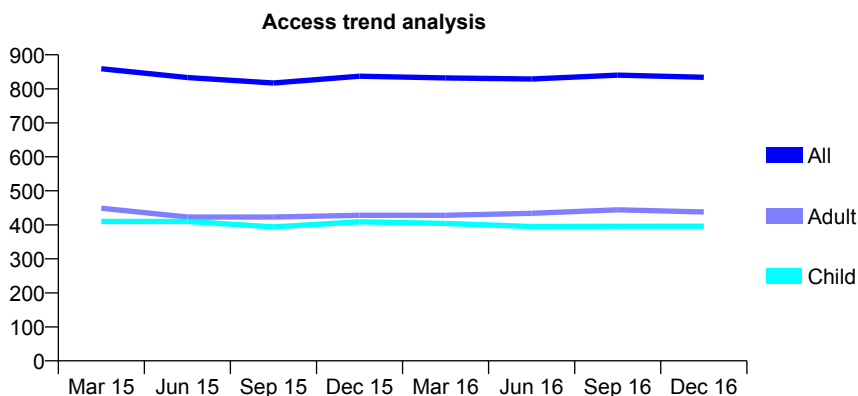
Q68 - Vital Signs At a Glance Contract Report for 229733/0001 - December 2016

Name or company name	MR PJ CASSAR
Contract type name	GDS Contract
Purpose of contract	General
Contract start date	01/04/2006
Contract end date	

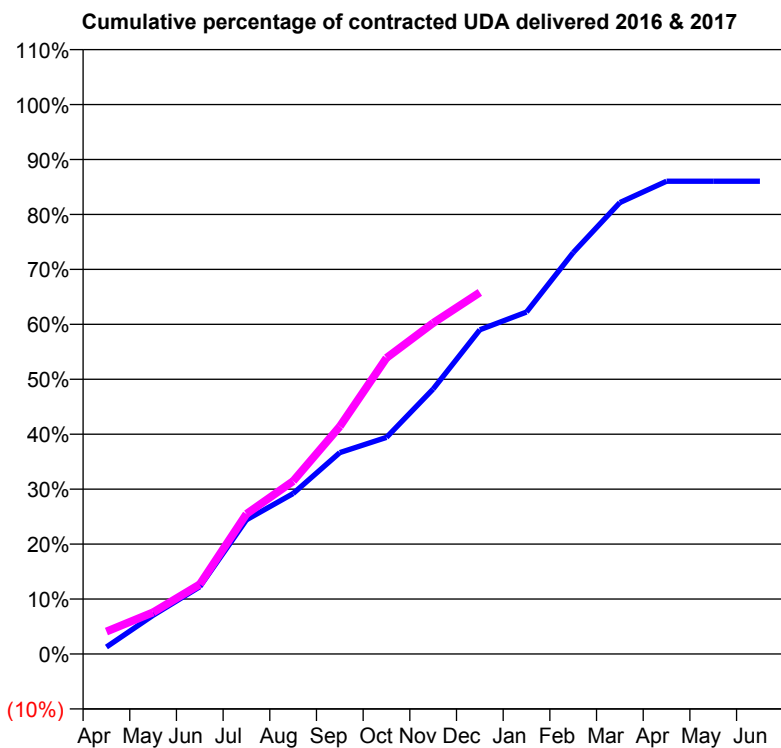
16/17 Contracted general activity (UDA)	2,800
Carry forward general activity (UDA)	0
16/17 Contracted orthodontic activity (UOA)	0
Carry forward orthodontic activity (UOA)	0
Baseline contract value	£93,728.88

ACCESS*

Patients seen in 24 months	Total	Change since previous quarter
Quarter ending December 2015	837	
Quarter ending March 2016	832	→
Quarter ending June 2016	829	→
Quarter ending September 2016	840	→
Quarter ending December 2016	834	→
Variance since December 2015	(0.4%)	→



ACTIVITY



Month	Adjusted Scheduled Activity (UDA)	
	2016	2017
April	36	115
May	197	213
June	343	355
July	684	714
August	818	881
September	1,027	1,159
October	1,104	1,509
November	1,350	1,687
December	1,652	1,842
January	1,742	
February	2,045	
March	2,301	
April	2,409	
May	2,409	
June	2,409	

QUALITY

	Quantity	Base Number	Contract	AT	Region	England
% of FP17s for the same patient ID Re-attending within 3 months - Children	51	481	10.6%	9.9%	11.9%	12.4%
% of FP17s for the same patient ID Re-attending within 3 months - Adults	78	450	17.3%	15.8%	16.5%	16.6%
% of FP17s for the same patient ID Re-attending between 3 & 9 months - Children	301	481	62.6%	59.0%	60.2%	57.5%
% of FP17s for the same patient ID Re-attending between 3 & 9 months - Adults	259	450	57.6%	51.0%	52.0%	50.4%
% of FP17s for Band 1 Urgent Courses	29	860	3.4%	9.5%	9.5%	9.1%
% of FP17s Relating to Free Repair or Replacements	0	860	0.0%	0.6%	0.7%	0.8%
% of FP17s Relating to Continuations	30	860	3.5%	1.1%	1.2%	1.3%
% of Patients satisfied with the dentistry they have received	1	1	N/A	92.5%	92.9%	92.7%
% of Patients satisfied with the time they had to wait for an appointment	1	1	N/A	89.3%	88.8%	88.8%

* This is based on patients treated on this contract for their most recent course of treatment. Figures in italics indicate the base number of FP17s or Patient Questionnaire responses are less than 100. N/A is shown where the base number of responses is less than 10 during the period. % is calculated as Quantity/Base number*100

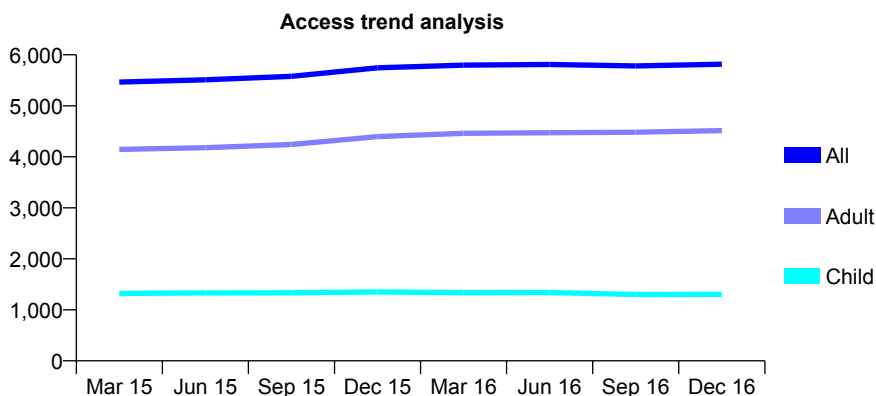
Q68 - Vital Signs At a Glance Contract Report for 234540/0001 - December 2016

Name or company name	MR SN GALVIN
Contract type name	PDS Contract
Purpose of contract	General
Contract start date	01/04/2006
Contract end date	31/03/2026

16/17 Contracted general activity (UDA)	18,053
Carry forward general activity (UDA)	-361
16/17 Contracted orthodontic activity (UOA)	0
Carry forward orthodontic activity (UOA)	0
Baseline contract value	£545,576.78

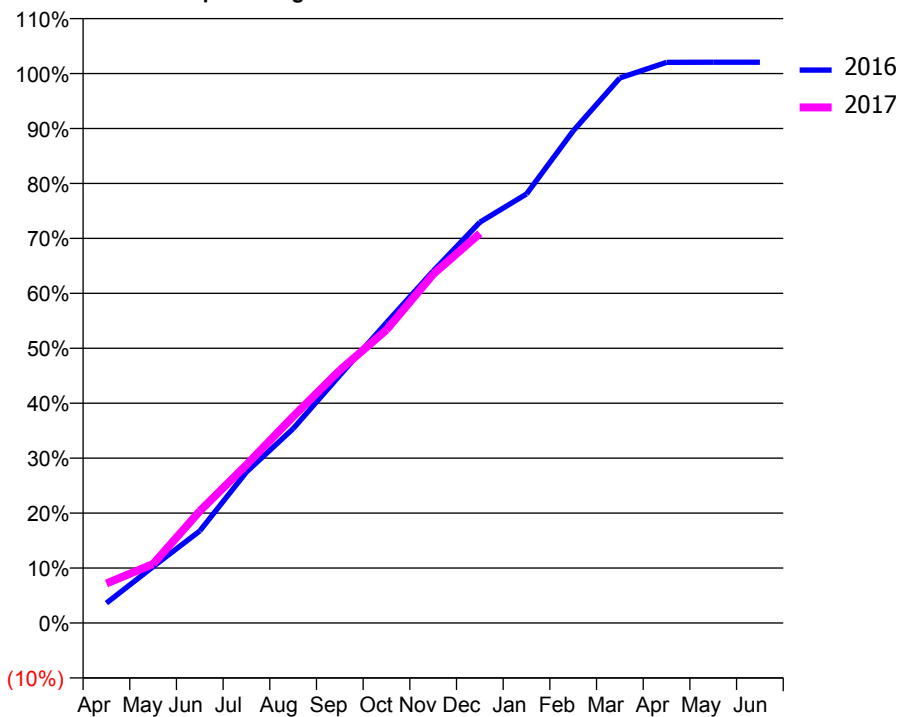
ACCESS*

Patients seen in 24 months	Total	Change since previous quarter
Quarter ending December 2015	5,746	
Quarter ending March 2016	5,798	→
Quarter ending June 2016	5,811	→
Quarter ending September 2016	5,783	→
Quarter ending December 2016	5,816	→
Variance since December 2015	1.2%	→



ACTIVITY

Cumulative percentage of contracted UDA delivered 2016 & 2017



Month	Adjusted Scheduled Activity (UDA)	
	2016	2017
April	654	1,298
May	1,850	1,939
June	3,024	3,678
July	4,962	5,196
August	6,383	6,785
September	8,136	8,302
October	9,868	9,633
November	11,564	11,460
December	13,168	12,801
January	14,096	
February	16,166	
March	17,909	
April	18,420	
May	18,422	
June	18,422	

QUALITY

	Quantity	Base Number	Contract	AT	Region	England
% of FP17s for the same patient ID Re-attending within 3 months - Children	106	1,599	6.6%	9.9%	11.9%	12.4%
% of FP17s for the same patient ID Re-attending within 3 months - Adults	1,076	5,666	19.0%	15.8%	16.5%	16.6%
% of FP17s for the same patient ID Re-attending between 3 & 9 months - Children	1,148	1,599	71.8%	59.0%	60.2%	57.5%
% of FP17s for the same patient ID Re-attending between 3 & 9 months - Adults	3,550	5,666	62.7%	51.0%	52.0%	50.4%
% of FP17s for Band 1 Urgent Courses	576	6,956	8.3%	9.5%	9.5%	9.1%
% of FP17s Relating to Free Repair or Replacements	171	6,956	2.5%	0.6%	0.7%	0.8%
% of FP17s Relating to Continuations	88	6,956	1.3%	1.1%	1.2%	1.3%
% of Patients satisfied with the dentistry they have received	9	9	N/A	92.5%	92.9%	92.7%
% of Patients satisfied with the time they had to wait for an appointment	9	9	N/A	89.3%	88.8%	88.8%

* This is based on patients treated on this contract for their most recent course of treatment. Figures in italics indicate the base number of FP17s or Patient Questionnaire responses are less than 100. N/A is shown where the base number of responses is less than 10 during the period. % is calculated as Quantity/Base number*100

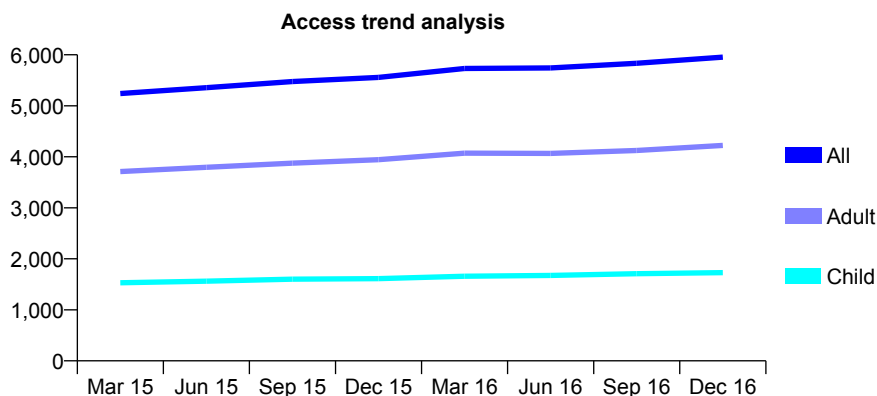
Q68 - Vital Signs At a Glance Contract Report for 234745/0001 - December 2016

Name or company name	MR KH NASSER
Contract type name	GDS Contract
Purpose of contract	General
Contract start date	01/04/2006
Contract end date	

16/17 Contracted general activity (UDA)	14,942
Carry forward general activity (UDA)	-299
16/17 Contracted orthodontic activity (UOA)	0
Carry forward orthodontic activity (UOA)	0
Baseline contract value	£390,720.54

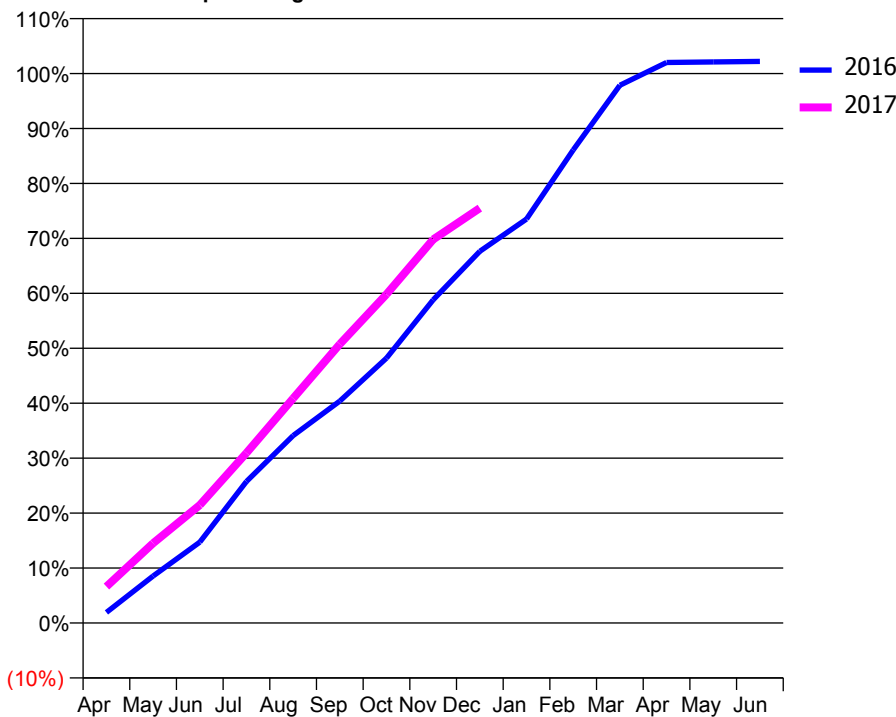
ACCESS*

Patients seen in 24 months	Total	Change since previous quarter
Quarter ending December 2015	5,557	
Quarter ending March 2016	5,731	↑
Quarter ending June 2016	5,742	→
Quarter ending September 2016	5,834	→
Quarter ending December 2016	5,953	↑
Variance since December 2015	7.1%	↑



ACTIVITY

Cumulative percentage of contracted UDA delivered 2016 & 2017



Month	Adjusted Scheduled Activity (UDA)	
	2016	2017
April	287	992
May	1,277	2,169
June	2,200	3,208
July	3,850	4,626
August	5,095	6,108
September	6,034	7,582
October	7,203	8,940
November	8,788	10,430
December	10,107	11,282
January	10,984	
February	12,863	
March	14,621	
April	15,243	
May	15,257	
June	15,270	

QUALITY

	Quantity	Base Number	Contract	AT	Region	England
% of FP17s for the same patient ID Re-attending within 3 months - Children	155	1,982	7.8%	9.9%	11.9%	12.4%
% of FP17s for the same patient ID Re-attending within 3 months - Adults	477	3,864	12.3%	15.8%	16.5%	16.6%
% of FP17s for the same patient ID Re-attending between 3 & 9 months - Children	1,161	1,982	58.6%	59.0%	60.2%	57.5%
% of FP17s for the same patient ID Re-attending between 3 & 9 months - Adults	2,017	3,864	52.2%	51.0%	52.0%	50.4%
% of FP17s for Band 1 Urgent Courses	426	5,555	7.7%	9.5%	9.5%	9.1%
% of FP17s Relating to Free Repair or Replacements	30	5,555	0.5%	0.6%	0.7%	0.8%
% of FP17s Relating to Continuations	24	5,555	0.4%	1.1%	1.2%	1.3%
% of Patients satisfied with the dentistry they have received	6	6	N/A	92.5%	92.9%	92.7%
% of Patients satisfied with the time they had to wait for an appointment	5	6	N/A	89.3%	88.8%	88.8%

* This is based on patients treated on this contract for their most recent course of treatment. Figures in italics indicate the base number of FP17s or Patient Questionnaire responses are less than 100. N/A is shown where the base number of responses is less than 10 during the period. % is calculated as Quantity/Base number*100

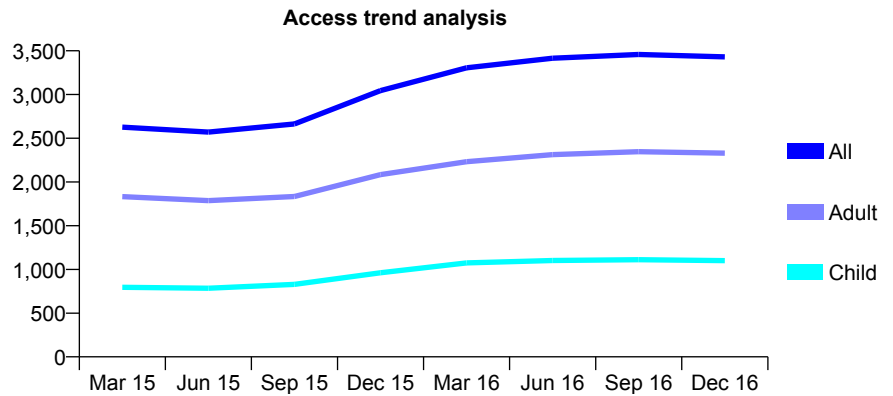
Q68 - Vital Signs At a Glance Contract Report for 238392/0001 - December 2016

Name or company name	MR VS AMIN
Contract type name	GDS Contract
Purpose of contract	General
Contract start date	01/04/2006
Contract end date	

16/17 Contracted general activity (UDA)	10,100
Carry forward general activity (UDA)	340
16/17 Contracted orthodontic activity (UOA)	0
Carry forward orthodontic activity (UOA)	0
Baseline contract value	£236,490.64

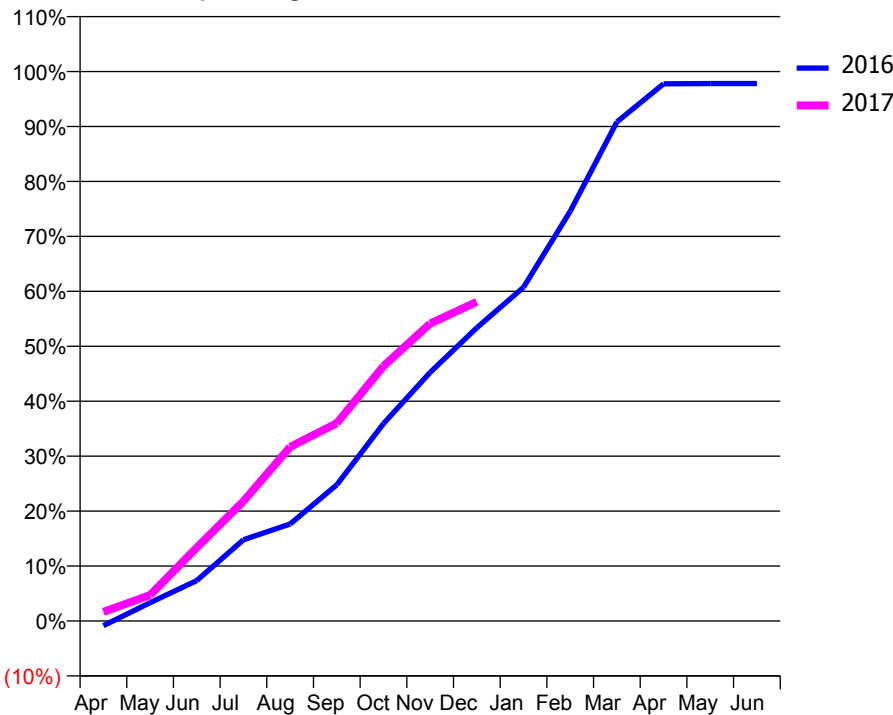
ACCESS*

Patients seen in 24 months	Total	Change since previous quarter
Quarter ending December 2015	3,045	
Quarter ending March 2016	3,306	↑
Quarter ending June 2016	3,415	↑
Quarter ending September 2016	3,458	→
Quarter ending December 2016	3,430	→
Variance since December 2015	12.6%	↑



ACTIVITY

Cumulative percentage of contracted UDA delivered 2016 & 2017



Month	Adjusted Scheduled Activity (UDA)	
	2016	2017
April	-74	167
May	288	476
June	636	1,350
July	1,277	2,202
August	1,524	3,200
September	2,139	3,637
October	3,101	4,684
November	3,904	5,467
December	4,605	5,867
January	5,240	
February	6,435	
March	7,838	
April	8,437	
May	8,440	
June	8,440	

QUALITY

	Quantity	Base Number	Contract	AT	Region	England
% of FP17s for the same patient ID Re-attending within 3 months - Children	137	1,454	9.4%	9.9%	11.9%	12.4%
% of FP17s for the same patient ID Re-attending within 3 months - Adults	538	3,012	17.9%	15.8%	16.5%	16.6%
% of FP17s for the same patient ID Re-attending between 3 & 9 months - Children	985	1,454	67.7%	59.0%	60.2%	57.5%
% of FP17s for the same patient ID Re-attending between 3 & 9 months - Adults	1,945	3,012	64.6%	51.0%	52.0%	50.4%
% of FP17s for Band 1 Urgent Courses	307	3,539	8.7%	9.5%	9.5%	9.1%
% of FP17s Relating to Free Repair or Replacements	3	3,539	0.1%	0.6%	0.7%	0.8%
% of FP17s Relating to Continuations	30	3,539	0.8%	1.1%	1.2%	1.3%
% of Patients satisfied with the dentistry they have received	6	6	N/A	92.5%	92.9%	92.7%
% of Patients satisfied with the time they had to wait for an appointment	6	6	N/A	89.3%	88.8%	88.8%

* This is based on patients treated on this contract for their most recent course of treatment. Figures in italics indicate the base number of FP17s or Patient Questionnaire responses are less than 100. N/A is shown where the base number of responses is less than 10 during the period. % is calculated as Quantity/Base number*100

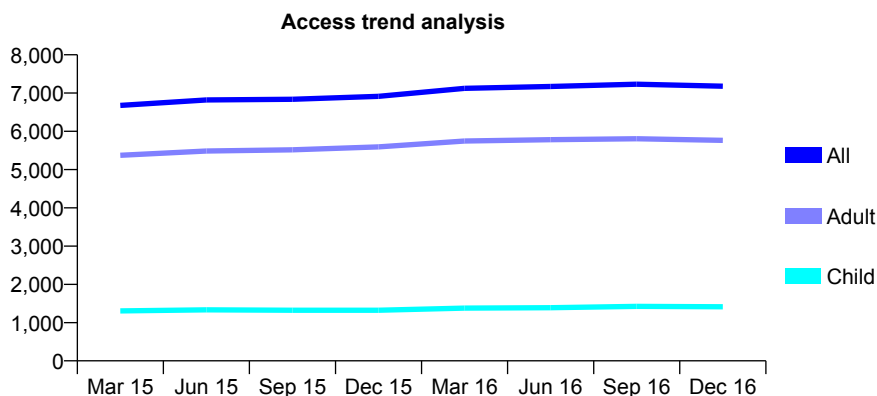
Q68 - Vital Signs At a Glance Contract Report for 238783/0003 - December 2016

Name or company name	MR AN ZYBUTZ
Contract type name	GDS Contract
Purpose of contract	General
Contract start date	01/04/2006
Contract end date	

16/17 Contracted general activity (UDA)	27,623
Carry forward general activity (UDA)	44
16/17 Contracted orthodontic activity (UOA)	0
Carry forward orthodontic activity (UOA)	0
Baseline contract value	£730,768.79

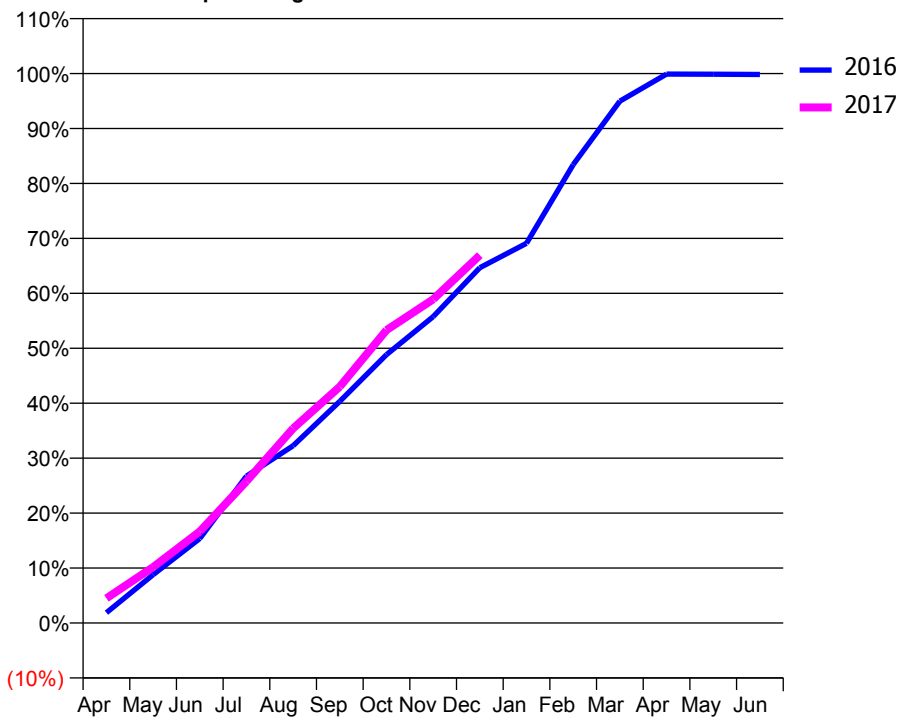
ACCESS*

Patients seen in 24 months	Total	Change since previous quarter
Quarter ending December 2015	6,914	
Quarter ending March 2016	7,125	↑
Quarter ending June 2016	7,171	→
Quarter ending September 2016	7,230	→
Quarter ending December 2016	7,179	→
Variance since December 2015	3.8%	↑



ACTIVITY

Cumulative percentage of contracted UDA delivered 2016 & 2017



Month	Adjusted Scheduled Activity (UDA)	
	2016	2017
April	481	1,244
May	2,256	2,812
June	3,939	4,601
July	6,850	7,123
August	8,267	9,782
September	10,338	11,878
October	12,516	14,721
November	14,286	16,271
December	16,570	18,493
January	17,704	
February	21,376	
March	24,331	
April	25,598	
May	25,593	
June	25,579	

QUALITY

	Quantity	Base Number	Contract	AT	Region	England
% of FP17s for the same patient ID Re-attending within 3 months - Children	106	1,344	7.9%	9.9%	11.9%	12.4%
% of FP17s for the same patient ID Re-attending within 3 months - Adults	1,083	5,638	19.2%	15.8%	16.5%	16.6%
% of FP17s for the same patient ID Re-attending between 3 & 9 months - Children	675	1,344	50.2%	59.0%	60.2%	57.5%
% of FP17s for the same patient ID Re-attending between 3 & 9 months - Adults	2,517	5,638	44.6%	51.0%	52.0%	50.4%
% of FP17s for Band 1 Urgent Courses	759	6,675	11.4%	9.5%	9.5%	9.1%
% of FP17s Relating to Free Repair or Replacements	80	6,675	1.2%	0.6%	0.7%	0.8%
% of FP17s Relating to Continuations	251	6,675	3.8%	1.1%	1.2%	1.3%
% of Patients satisfied with the dentistry they have received	8	8	N/A	92.5%	92.9%	92.7%
% of Patients satisfied with the time they had to wait for an appointment	8	8	N/A	89.3%	88.8%	88.8%

* This is based on patients treated on this contract for their most recent course of treatment. Figures in italics indicate the base number of FP17s or Patient Questionnaire responses are less than 100. N/A is shown where the base number of responses is less than 10 during the period. % is calculated as Quantity/Base number*100

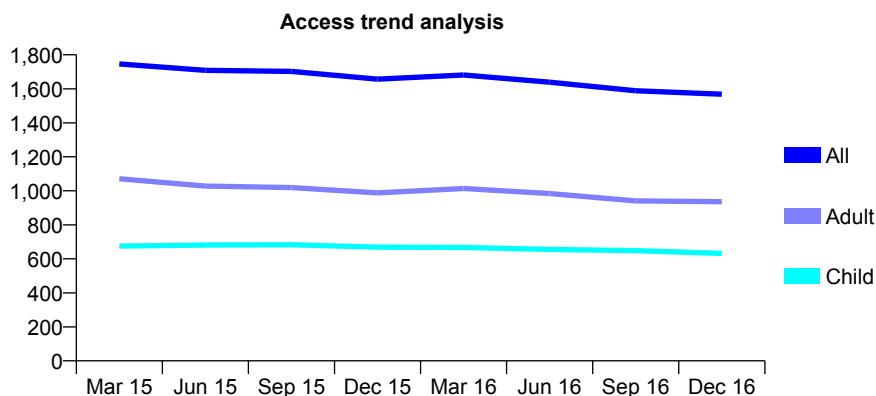
Q68 - Vital Signs At a Glance Contract Report for 239410/0001 - December 2016

Name or company name	MR DB DEWSON
Contract type name	GDS Contract
Purpose of contract	General
Contract start date	01/04/2006
Contract end date	

16/17 Contracted general activity (UDA)	5,806
Carry forward general activity (UDA)	54
16/17 Contracted orthodontic activity (UOA)	0
Carry forward orthodontic activity (UOA)	0
Baseline contract value	£142,716.15

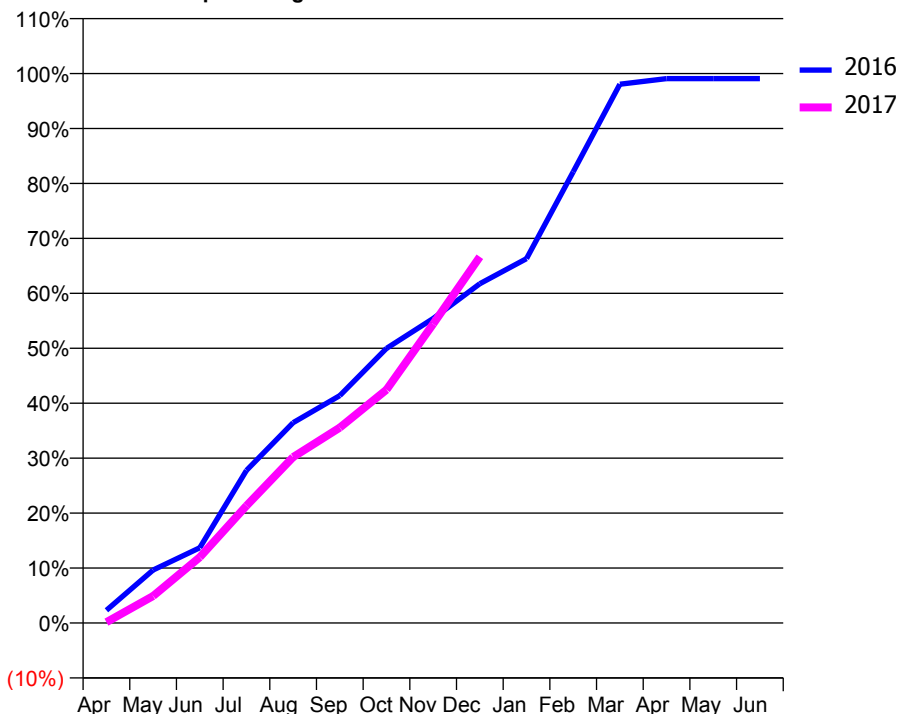
ACCESS*

Patients seen in 24 months	Total	Change since previous quarter
Quarter ending December 2015	1,657	
Quarter ending March 2016	1,681	→
Quarter ending June 2016	1,639	↓
Quarter ending September 2016	1,589	↓
Quarter ending December 2016	1,568	↓
Variance since December 2015	(5.4%)	↓



ACTIVITY

Cumulative percentage of contracted UDA delivered 2016 & 2017



Month	Adjusted Scheduled Activity (UDA)	
	2016	2017
April	135	9
May	560	285
June	795	696
July	1,612	1,239
August	2,117	1,754
September	2,403	2,065
October	2,902	2,465
November	3,217	3,159
December	3,585	3,870
January	3,850	
February	4,767	
March	5,692	
April	5,752	
May	5,752	
June	5,752	

QUALITY

	Quantity	Base Number	Contract	AT	Region	England
% of FP17s for the same patient ID Re-attending within 3 months - Children	24	465	5.2%	9.9%	11.9%	12.4%
% of FP17s for the same patient ID Re-attending within 3 months - Adults	52	621	8.4%	15.8%	16.5%	16.6%
% of FP17s for the same patient ID Re-attending between 3 & 9 months - Children	126	465	27.1%	59.0%	60.2%	57.5%
% of FP17s for the same patient ID Re-attending between 3 & 9 months - Adults	190	621	30.6%	51.0%	52.0%	50.4%
% of FP17s for Band 1 Urgent Courses	0	1,072	0.0%	9.5%	9.5%	9.1%
% of FP17s Relating to Free Repair or Replacements	2	1,072	0.2%	0.6%	0.7%	0.8%
% of FP17s Relating to Continuations	32	1,072	3.0%	1.1%	1.2%	1.3%
% of Patients satisfied with the dentistry they have received	4	5	N/A	92.5%	92.9%	92.7%
% of Patients satisfied with the time they had to wait for an appointment	5	5	N/A	89.3%	88.8%	88.8%

* This is based on patients treated on this contract for their most recent course of treatment. Figures in italics indicate the base number of FP17s or Patient Questionnaire responses are less than 100. N/A is shown where the base number of responses is less than 10 during the period. % is calculated as Quantity/Base number*100

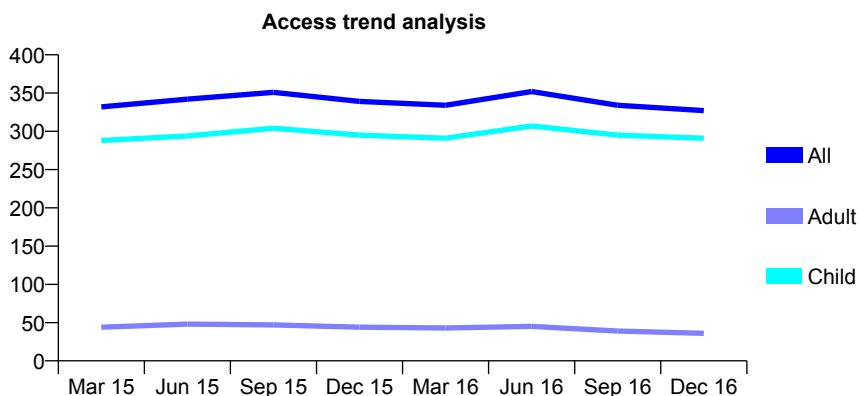
Q68 - Vital Signs At a Glance Contract Report for 239437/0001 - December 2016

Name or company name	MR JT DOWNEY
Contract type name	GDS Contract
Purpose of contract	General
Contract start date	01/04/2006
Contract end date	

16/17 Contracted general activity (UDA)	475
Carry forward general activity (UDA)	-9
16/17 Contracted orthodontic activity (UOA)	0
Carry forward orthodontic activity (UOA)	0
Baseline contract value	£12,675.78

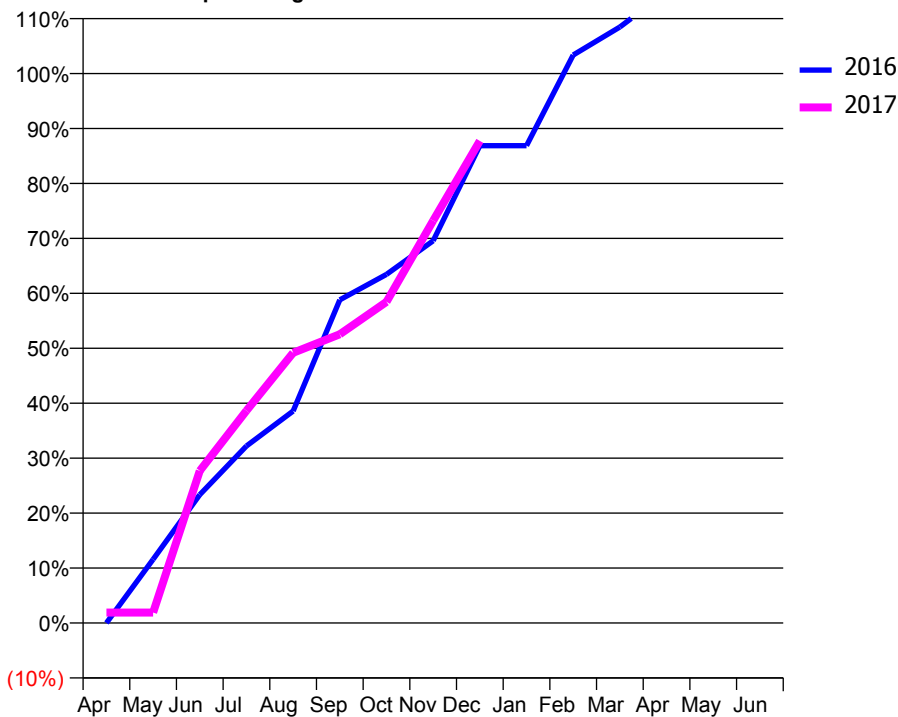
ACCESS*

Patients seen in 24 months	Total	Change since previous quarter
Quarter ending December 2015	339	
Quarter ending March 2016	334	↓
Quarter ending June 2016	352	↑
Quarter ending September 2016	334	↓
Quarter ending December 2016	327	↓
Variance since December 2015	(3.5%)	↓



ACTIVITY

Cumulative percentage of contracted UDA delivered 2016 & 2017



Month	Adjusted Scheduled Activity (UDA)	
	2016	2017
April	0	9
May	55	9
June	111	132
July	153	184
August	183	234
September	279	250
October	301	278
November	330	348
December	413	417
January	413	
February	491	
March	515	
April	545	
May	545	
June	548	

QUALITY

	Quantity	Base Number	Contract	AT	Region	England
% of FP17s for the same patient ID Re-attending within 3 months - Children	8	376	2.1%	9.9%	11.9%	12.4%
% of FP17s for the same patient ID Re-attending within 3 months - Adults	0	13	0.0%	15.8%	16.5%	16.6%
% of FP17s for the same patient ID Re-attending between 3 & 9 months - Children	286	376	76.1%	59.0%	60.2%	57.5%
% of FP17s for the same patient ID Re-attending between 3 & 9 months - Adults	11	13	84.6%	51.0%	52.0%	50.4%
% of FP17s for Band 1 Urgent Courses	4	360	1.1%	9.5%	9.5%	9.1%
% of FP17s Relating to Free Repair or Replacements	0	360	0.0%	0.6%	0.7%	0.8%
% of FP17s Relating to Continuations	0	360	0.0%	1.1%	1.2%	1.3%
% of Patients satisfied with the dentistry they have received	0	0	N/A	92.5%	92.9%	92.7%
% of Patients satisfied with the time they had to wait for an appointment	0	0	N/A	89.3%	88.8%	88.8%

* This is based on patients treated on this contract for their most recent course of treatment. Figures in italics indicate the base number of FP17s or Patient Questionnaire responses are less than 100. N/A is shown where the base number of responses is less than 10 during the period. % is calculated as Quantity/Base number*100

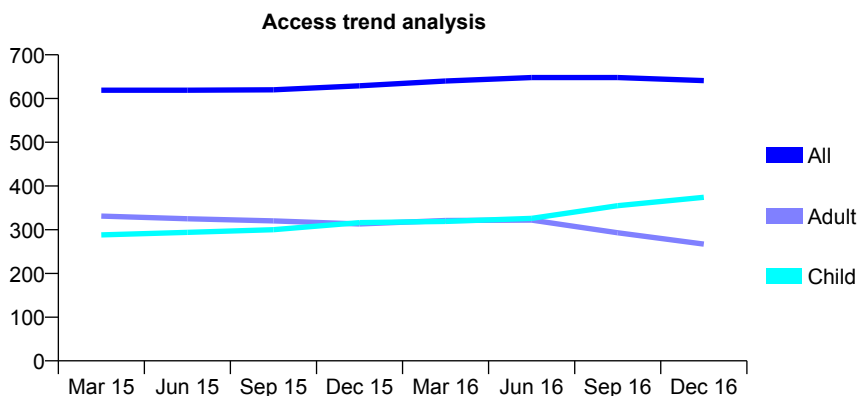
Q68 - Vital Signs At a Glance Contract Report for 239461/0001 - December 2016

Name or company name	MR SW GREAVES
Contract type name	GDS Contract
Purpose of contract	General
Contract start date	18/06/2012
Contract end date	

16/17 Contracted general activity (UDA)	1,000
Carry forward general activity (UDA)	-20
16/17 Contracted orthodontic activity (UOA)	0
Carry forward orthodontic activity (UOA)	0
Baseline contract value	£22,226.14

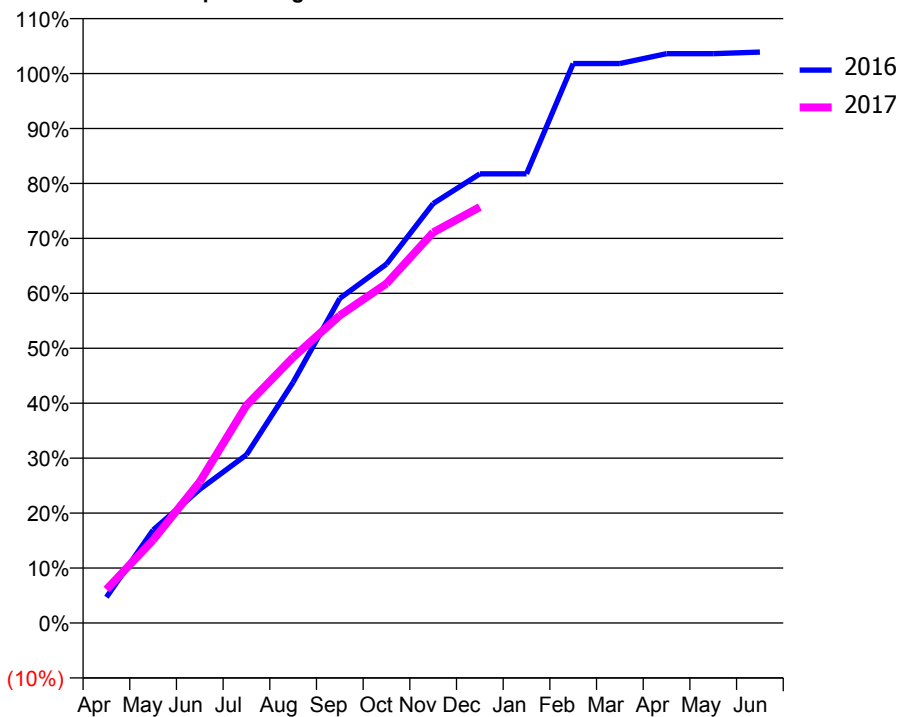
ACCESS*

Patients seen in 24 months	Total	Change since previous quarter
Quarter ending December 2015	629	
Quarter ending March 2016	640	→
Quarter ending June 2016	648	→
Quarter ending September 2016	648	→
Quarter ending December 2016	641	↓
Variance since December 2015	1.9%	→



ACTIVITY

Cumulative percentage of contracted UDA delivered 2016 & 2017



Adjusted Scheduled Activity (UDA)

Month	2016	2017
April	47	61
May	169	151
June	243	257
July	306	396
August	438	484
September	591	560
October	653	618
November	763	711
December	817	757
January	817	
February	1,018	
March	1,018	
April	1,036	
May	1,036	
June	1,039	

QUALITY

	Quantity	Base Number	Contract	AT	Region	England
% of FP17s for the same patient ID Re-attending within 3 months - Children	29	452	6.4%	9.9%	11.9%	12.4%
% of FP17s for the same patient ID Re-attending within 3 months - Adults	11	128	8.6%	15.8%	16.5%	16.6%
% of FP17s for the same patient ID Re-attending between 3 & 9 months - Children	249	452	55.1%	59.0%	60.2%	57.5%
% of FP17s for the same patient ID Re-attending between 3 & 9 months - Adults	67	128	52.3%	51.0%	52.0%	50.4%
% of FP17s for Band 1 Urgent Courses	5	565	0.9%	9.5%	9.5%	9.1%
% of FP17s Relating to Free Repair or Replacements	0	565	0.0%	0.6%	0.7%	0.8%
% of FP17s Relating to Continuations	0	565	0.0%	1.1%	1.2%	1.3%
% of Patients satisfied with the dentistry they have received	0	0	N/A	92.5%	92.9%	92.7%
% of Patients satisfied with the time they had to wait for an appointment	0	0	N/A	89.3%	88.8%	88.8%

* This is based on patients treated on this contract for their most recent course of treatment. Figures in italics indicate the base number of FP17s or Patient Questionnaire responses are less than 100. N/A is shown where the base number of responses is less than 10 during the period. % is calculated as Quantity/Base number*100

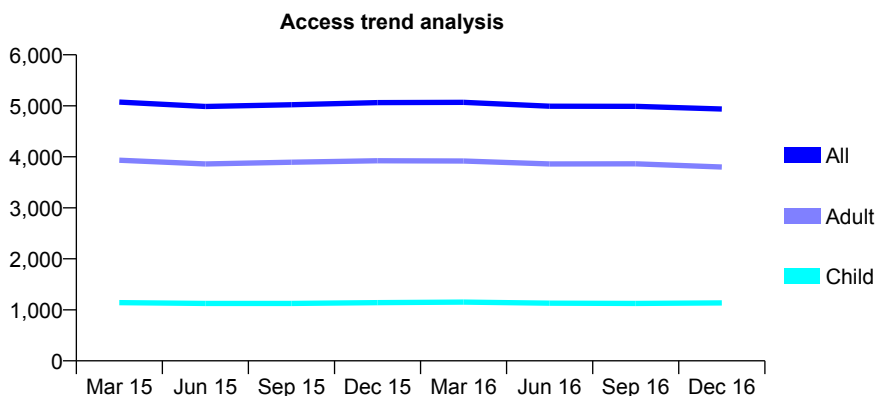
Q68 - Vital Signs At a Glance Contract Report for 241423/0002 - December 2016

Name or company name	MR R SIVA
Contract type name	GDS Contract
Purpose of contract	General
Contract start date	01/12/2007
Contract end date	

16/17 Contracted general activity (UDA)	15,100
Carry forward general activity (UDA)	460
16/17 Contracted orthodontic activity (UOA)	0
Carry forward orthodontic activity (UOA)	0
Baseline contract value	£356,281.29

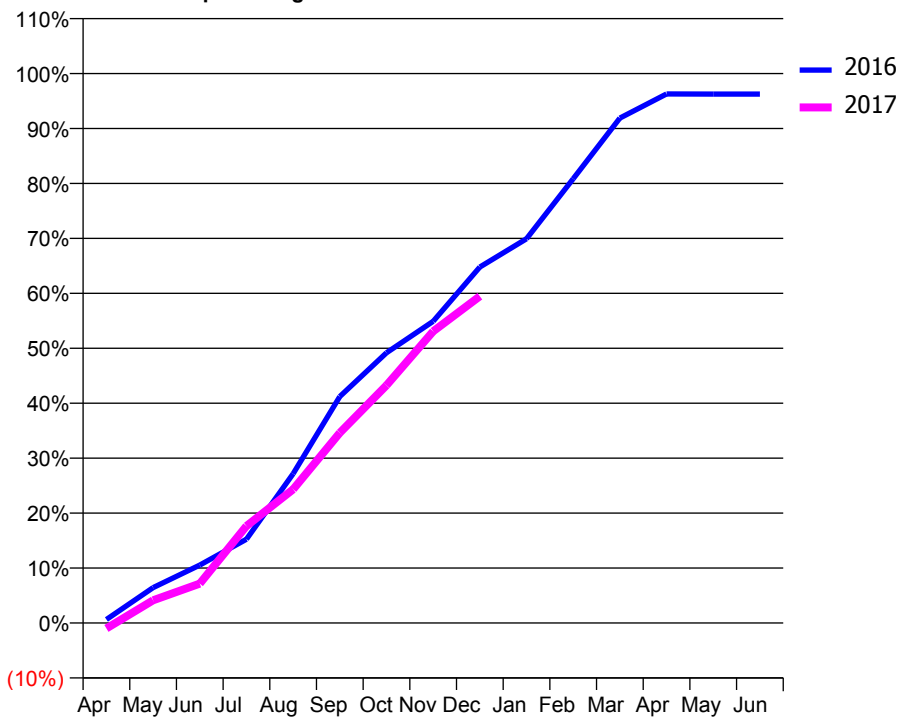
ACCESS*

Patients seen in 24 months	Total	Change since previous quarter
Quarter ending December 2015	5,063	
Quarter ending March 2016	5,068	→
Quarter ending June 2016	4,991	↓
Quarter ending September 2016	4,989	→
Quarter ending December 2016	4,936	↓
Variance since December 2015	(2.5%)	↓



ACTIVITY

Cumulative percentage of contracted UDA delivered 2016 & 2017



Month	Adjusted Scheduled Activity (UDA)	
	2016	2017
April	96	-153
May	973	624
June	1,594	1,082
July	2,301	2,665
August	4,102	3,675
September	6,223	5,226
October	7,424	6,532
November	8,292	8,017
December	9,783	8,980
January	10,560	
February	12,209	
March	13,873	
April	14,537	
May	14,533	
June	14,533	

QUALITY

	Quantity	Base Number	Contract	AT	Region	England
% of FP17s for the same patient ID Re-attending within 3 months - Children	70	972	7.2%	9.9%	11.9%	12.4%
% of FP17s for the same patient ID Re-attending within 3 months - Adults	586	3,371	17.4%	15.8%	16.5%	16.6%
% of FP17s for the same patient ID Re-attending between 3 & 9 months - Children	382	972	39.3%	59.0%	60.2%	57.5%
% of FP17s for the same patient ID Re-attending between 3 & 9 months - Adults	1,198	3,371	35.5%	51.0%	52.0%	50.4%
% of FP17s for Band 1 Urgent Courses	441	4,037	10.9%	9.5%	9.5%	9.1%
% of FP17s Relating to Free Repair or Replacements	0	4,037	0.0%	0.6%	0.7%	0.8%
% of FP17s Relating to Continuations	25	4,037	0.6%	1.1%	1.2%	1.3%
% of Patients satisfied with the dentistry they have received	23	23	100.0%	92.5%	92.9%	92.7%
% of Patients satisfied with the time they had to wait for an appointment	23	23	100.0%	89.3%	88.8%	88.8%

* This is based on patients treated on this contract for their most recent course of treatment. Figures in italics indicate the base number of FP17s or Patient Questionnaire responses are less than 100. N/A is shown where the base number of responses is less than 10 during the period. % is calculated as Quantity/Base number*100

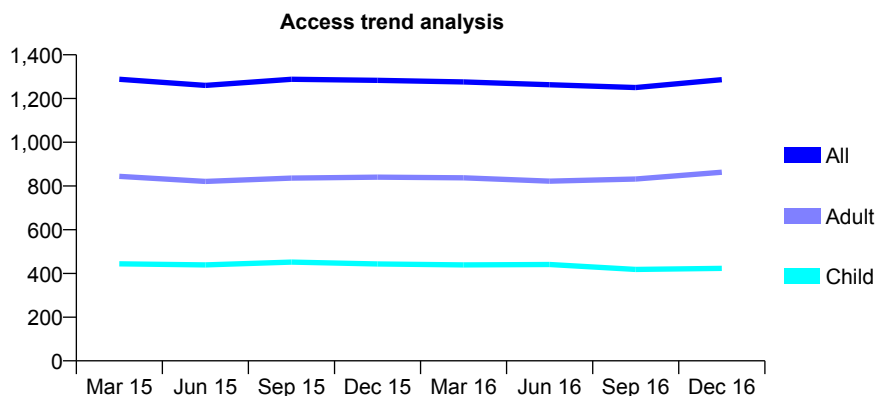
Q68 - Vital Signs At a Glance Contract Report for 245003/0001 - December 2016

Name or company name	MR K ABODI
Contract type name	GDS Contract
Purpose of contract	General
Contract start date	01/04/2006
Contract end date	

16/17 Contracted general activity (UDA)	2,477
Carry forward general activity (UDA)	-23
16/17 Contracted orthodontic activity (UOA)	0
Carry forward orthodontic activity (UOA)	0
Baseline contract value	£60,593.98

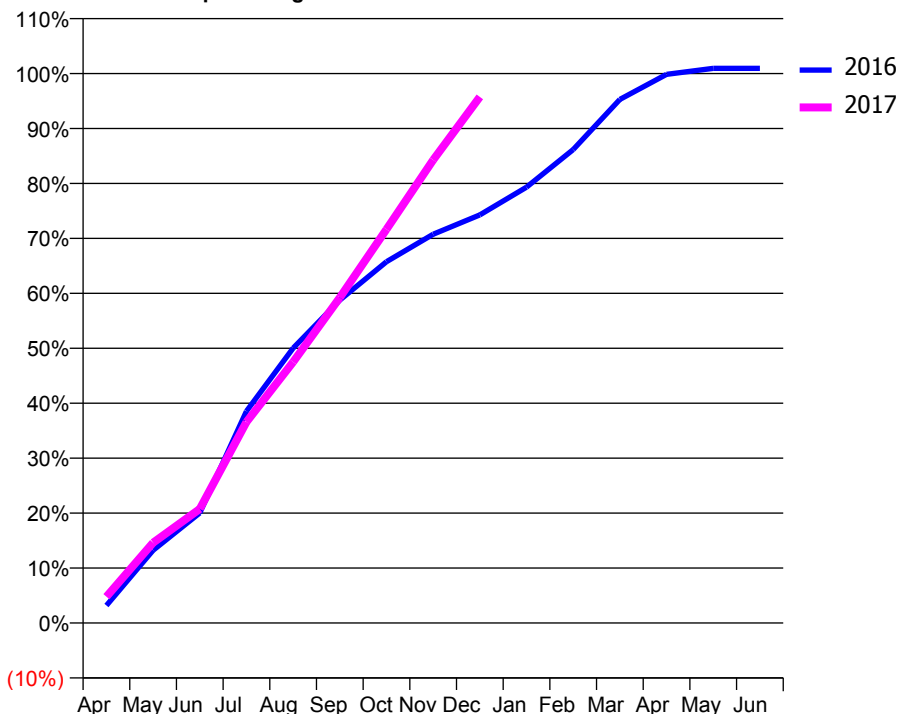
ACCESS*

Patients seen in 24 months	Total	Change since previous quarter
Quarter ending December 2015	1,283	
Quarter ending March 2016	1,276	→
Quarter ending June 2016	1,263	↓
Quarter ending September 2016	1,250	↓
Quarter ending December 2016	1,286	↑
Variance since December 2015	0.2%	→



ACTIVITY

Cumulative percentage of contracted UDA delivered 2016 & 2017



Month	Adjusted Scheduled Activity (UDA)	
	2016	2017
April	79	119
May	328	362
June	496	514
July	955	906
August	1,239	1,177
September	1,456	1,467
October	1,628	1,775
November	1,752	2,087
December	1,840	2,372
January	1,965	
February	2,134	
March	2,360	
April	2,473	
May	2,500	
June	2,500	

QUALITY

	Quantity	Base Number	Contract	AT	Region	England
% of FP17s for the same patient ID Re-attending within 3 months - Children	15	427	3.5%	9.9%	11.9%	12.4%
% of FP17s for the same patient ID Re-attending within 3 months - Adults	87	916	9.5%	15.8%	16.5%	16.6%
% of FP17s for the same patient ID Re-attending between 3 & 9 months - Children	244	427	57.1%	59.0%	60.2%	57.5%
% of FP17s for the same patient ID Re-attending between 3 & 9 months - Adults	362	916	39.5%	51.0%	52.0%	50.4%
% of FP17s for Band 1 Urgent Courses	68	1,272	5.3%	9.5%	9.5%	9.1%
% of FP17s Relating to Free Repair or Replacements	3	1,272	0.2%	0.6%	0.7%	0.8%
% of FP17s Relating to Continuations	6	1,272	0.5%	1.1%	1.2%	1.3%
% of Patients satisfied with the dentistry they have received	4	4	N/A	92.5%	92.9%	92.7%
% of Patients satisfied with the time they had to wait for an appointment	4	4	N/A	89.3%	88.8%	88.8%

* This is based on patients treated on this contract for their most recent course of treatment. Figures in italics indicate the base number of FP17s or Patient Questionnaire responses are less than 100. N/A is shown where the base number of responses is less than 10 during the period. % is calculated as Quantity/Base number*100

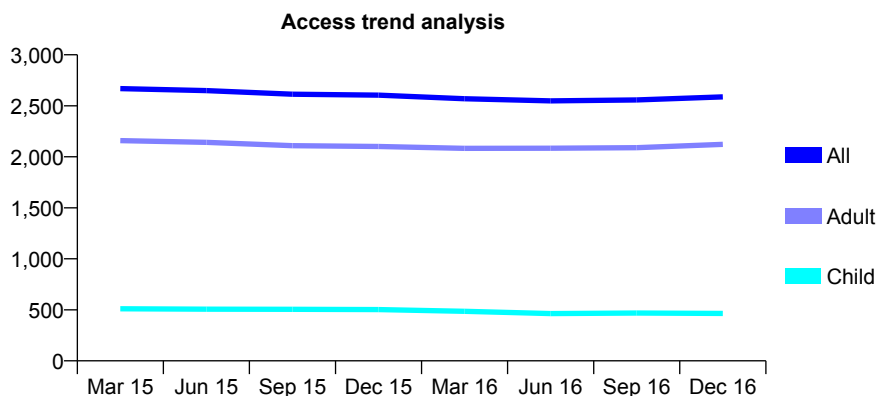
Q68 - Vital Signs At a Glance Contract Report for 249599/0001 - December 2016

Name or company name	Rex Muller and Ambrose Ebhohimen Denta
Contract type name	GDS Contract
Purpose of contract	General
Contract start date	01/04/2006
Contract end date	

16/17 Contracted general activity (UDA)	9,487
Carry forward general activity (UDA)	0
16/17 Contracted orthodontic activity (UOA)	0
Carry forward orthodontic activity (UOA)	0
Baseline contract value	£211,862.33

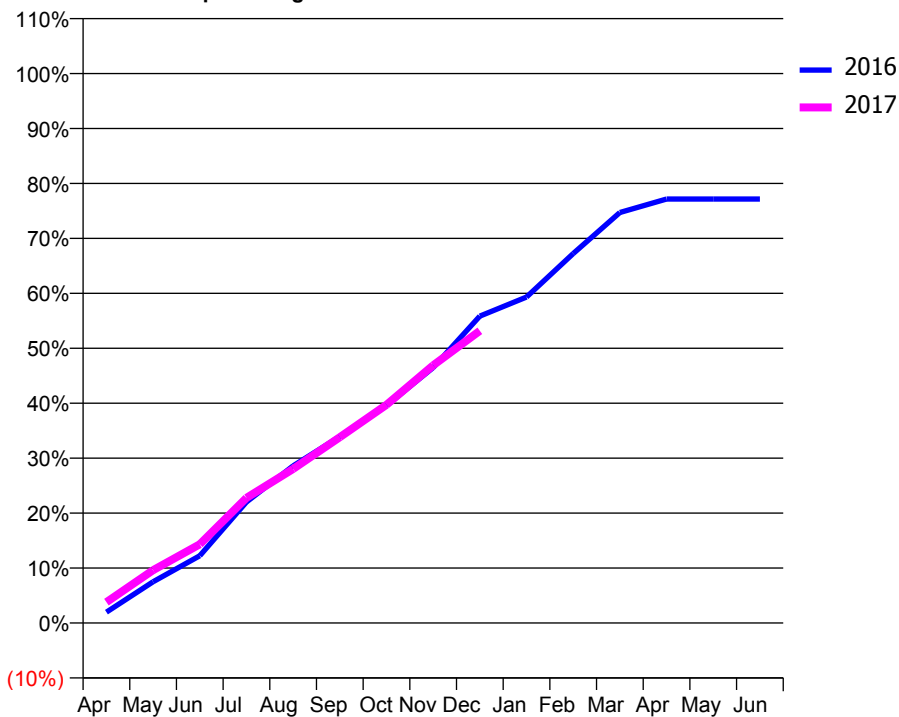
ACCESS*

Patients seen in 24 months	Total	Change since previous quarter
Quarter ending December 2015	2,604	
Quarter ending March 2016	2,569	↓
Quarter ending June 2016	2,548	→
Quarter ending September 2016	2,557	→
Quarter ending December 2016	2,587	→
Variance since December 2015	(0.7%)	→



ACTIVITY

Cumulative percentage of contracted UDA delivered 2016 & 2017



Month	Adjusted Scheduled Activity (UDA)	
	2016	2017
April	189	359
May	713	912
June	1,162	1,360
July	2,088	2,161
August	2,713	2,660
September	3,220	3,208
October	3,755	3,767
November	4,409	4,449
December	5,299	5,045
January	5,627	
February	6,378	
March	7,087	
April	7,320	
May	7,320	
June	7,320	

QUALITY

	Quantity	Base Number	Contract	AT	Region	England
% of FP17s for the same patient ID Re-attending within 3 months - Children	23	447	5.1%	9.9%	11.9%	12.4%
% of FP17s for the same patient ID Re-attending within 3 months - Adults	315	2,139	14.7%	15.8%	16.5%	16.6%
% of FP17s for the same patient ID Re-attending between 3 & 9 months - Children	242	447	54.1%	59.0%	60.2%	57.5%
% of FP17s for the same patient ID Re-attending between 3 & 9 months - Adults	1,144	2,139	53.5%	51.0%	52.0%	50.4%
% of FP17s for Band 1 Urgent Courses	157	2,457	6.4%	9.5%	9.5%	9.1%
% of FP17s Relating to Free Repair or Replacements	25	2,457	1.0%	0.6%	0.7%	0.8%
% of FP17s Relating to Continuations	41	2,457	1.7%	1.1%	1.2%	1.3%
% of Patients satisfied with the dentistry they have received	12	13	92.3%	92.5%	92.9%	92.7%
% of Patients satisfied with the time they had to wait for an appointment	12	13	92.3%	89.3%	88.8%	88.8%

* This is based on patients treated on this contract for their most recent course of treatment. Figures in italics indicate the base number of FP17s or Patient Questionnaire responses are less than 100. N/A is shown where the base number of responses is less than 10 during the period. % is calculated as Quantity/Base number*100

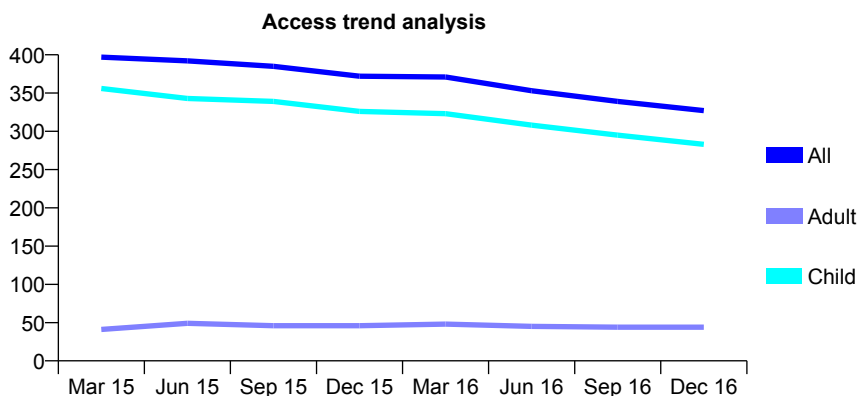
Q68 - Vital Signs At a Glance Contract Report for 250414/0001 - December 2016

Name or company name	MRS EL CLAYTON-JONES
Contract type name	GDS Contract
Purpose of contract	General
Contract start date	01/12/2011
Contract end date	

16/17 Contracted general activity (UDA)	480
Carry forward general activity (UDA)	-10
16/17 Contracted orthodontic activity (UOA)	0
Carry forward orthodontic activity (UOA)	0
Baseline contract value	£10,666.04

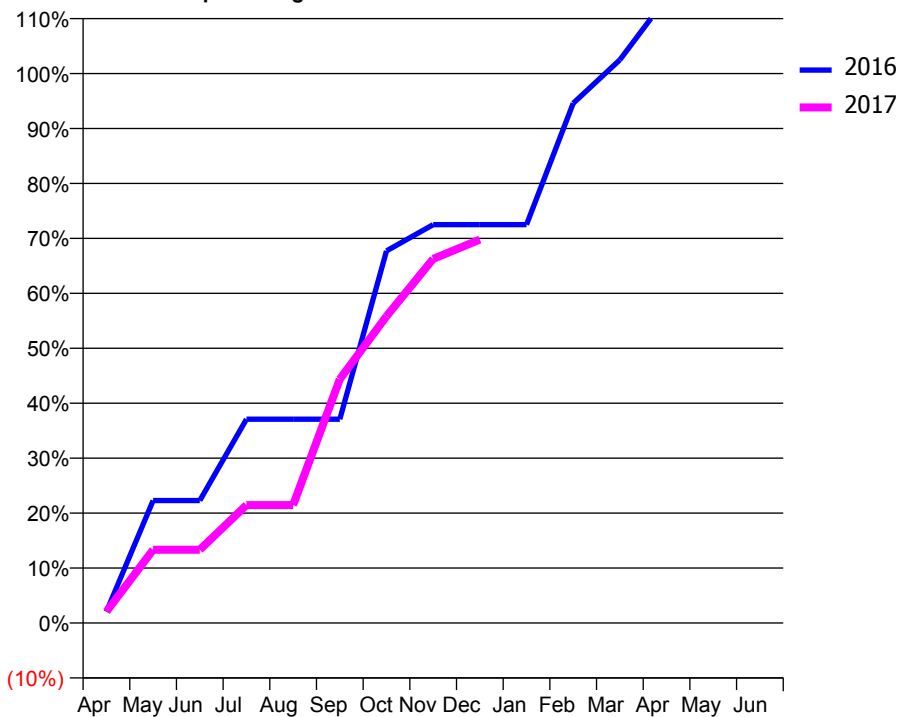
ACCESS*

Patients seen in 24 months	Total	Change since previous quarter
Quarter ending December 2015	372	
Quarter ending March 2016	371	→
Quarter ending June 2016	353	↓
Quarter ending September 2016	339	↓
Quarter ending December 2016	327	↓
Variance since December 2015	(12.1%)	↓



ACTIVITY

Cumulative percentage of contracted UDA delivered 2016 & 2017



Month	Adjusted Scheduled Activity (UDA)	
	2016	2017
April	10	10
May	107	64
June	107	64
July	178	103
August	178	103
September	178	213
October	325	268
November	348	318
December	348	335
January	348	
February	454	
March	492	
April	546	
May	546	
June	546	

QUALITY

	Quantity	Base Number	Contract	AT	Region	England
% of FP17s for the same patient ID Re-attending within 3 months - Children	10	324	3.1%	9.9%	11.9%	12.4%
% of FP17s for the same patient ID Re-attending within 3 months - Adults	0	11	0.0%	15.8%	16.5%	16.6%
% of FP17s for the same patient ID Re-attending between 3 & 9 months - Children	239	324	73.8%	59.0%	60.2%	57.5%
% of FP17s for the same patient ID Re-attending between 3 & 9 months - Adults	7	11	63.6%	51.0%	52.0%	50.4%
% of FP17s for Band 1 Urgent Courses	0	285	0.0%	9.5%	9.5%	9.1%
% of FP17s Relating to Free Repair or Replacements	0	285	0.0%	0.6%	0.7%	0.8%
% of FP17s Relating to Continuations	0	285	0.0%	1.1%	1.2%	1.3%
% of Patients satisfied with the dentistry they have received	0	0	N/A	92.5%	92.9%	92.7%
% of Patients satisfied with the time they had to wait for an appointment	0	0	N/A	89.3%	88.8%	88.8%

* This is based on patients treated on this contract for their most recent course of treatment. Figures in italics indicate the base number of FP17s or Patient Questionnaire responses are less than 100. N/A is shown where the base number of responses is less than 10 during the period. % is calculated as Quantity/Base number*100

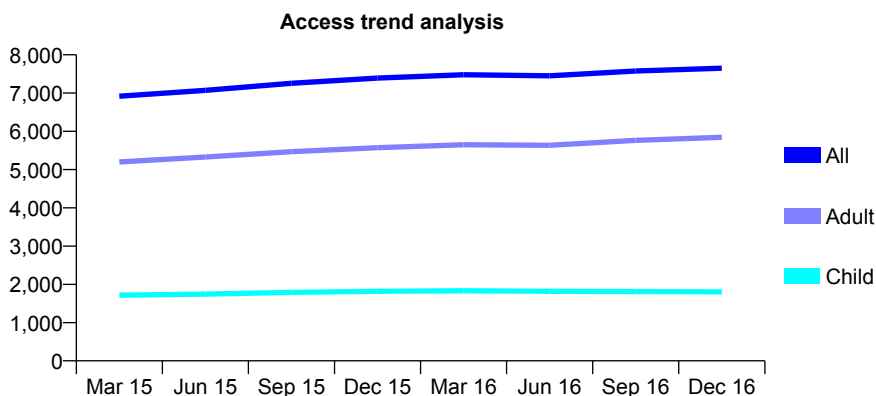
Q68 - Vital Signs At a Glance Contract Report for 251739/0001 - December 2016

Name or company name	MS BS BHATT
Contract type name	GDS Contract
Purpose of contract	General
Contract start date	01/04/2006
Contract end date	

16/17 Contracted general activity (UDA)	16,944
Carry forward general activity (UDA)	-295
16/17 Contracted orthodontic activity (UOA)	0
Carry forward orthodontic activity (UOA)	0
Baseline contract value	£376,529.59

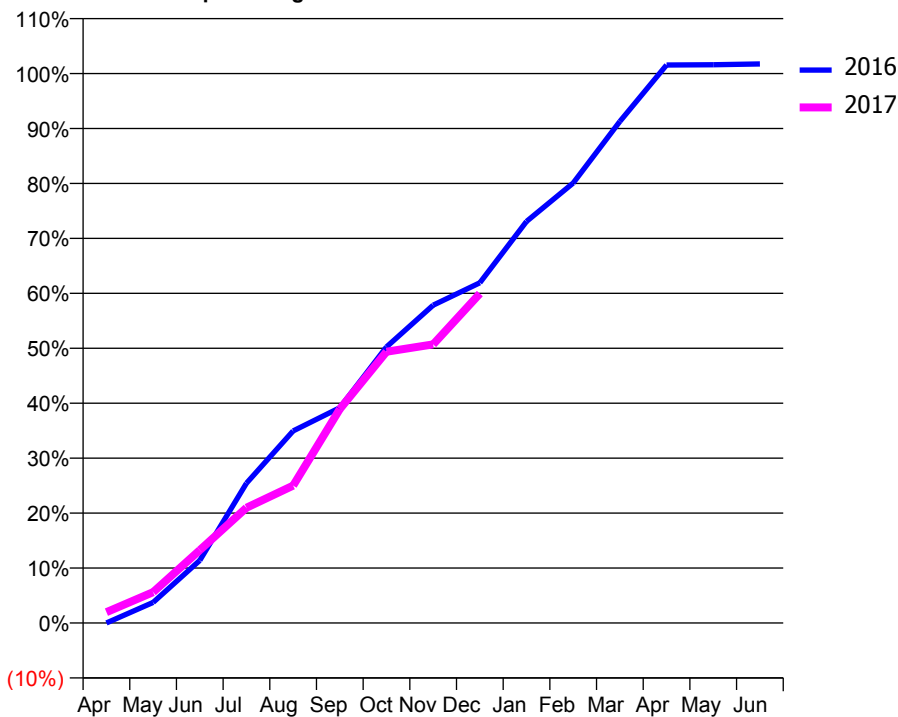
ACCESS*

Patients seen in 24 months	Total	Change since previous quarter
Quarter ending December 2015	7,391	
Quarter ending March 2016	7,480	→
Quarter ending June 2016	7,451	→
Quarter ending September 2016	7,575	→
Quarter ending December 2016	7,648	→
Variance since December 2015	3.5%	↑



ACTIVITY

Cumulative percentage of contracted UDA delivered 2016 & 2017



Month	Adjusted Scheduled Activity (UDA)	
	2016	2017
April	0	335
May	637	953
June	1,929	2,248
July	4,311	3,556
August	5,924	4,237
September	6,637	6,597
October	8,515	8,365
November	9,801	8,590
December	10,492	10,156
January	12,381	
February	13,569	
March	15,467	
April	17,207	
May	17,212	
June	17,239	

QUALITY

	Quantity	Base Number	Contract	AT	Region	England
% of FP17s for the same patient ID Re-attending within 3 months - Children	172	1,828	9.4%	9.9%	11.9%	12.4%
% of FP17s for the same patient ID Re-attending within 3 months - Adults	795	5,233	15.2%	15.8%	16.5%	16.6%
% of FP17s for the same patient ID Re-attending between 3 & 9 months - Children	975	1,828	53.3%	59.0%	60.2%	57.5%
% of FP17s for the same patient ID Re-attending between 3 & 9 months - Adults	2,430	5,233	46.4%	51.0%	52.0%	50.4%
% of FP17s for Band 1 Urgent Courses	556	5,986	9.3%	9.5%	9.5%	9.1%
% of FP17s Relating to Free Repair or Replacements	35	5,986	0.6%	0.6%	0.7%	0.8%
% of FP17s Relating to Continuations	57	5,986	1.0%	1.1%	1.2%	1.3%
% of Patients satisfied with the dentistry they have received	15	15	100.0%	92.5%	92.9%	92.7%
% of Patients satisfied with the time they had to wait for an appointment	13	15	86.7%	89.3%	88.8%	88.8%

* This is based on patients treated on this contract for their most recent course of treatment. Figures in italics indicate the base number of FP17s or Patient Questionnaire responses are less than 100. N/A is shown where the base number of responses is less than 10 during the period. % is calculated as Quantity/Base number*100

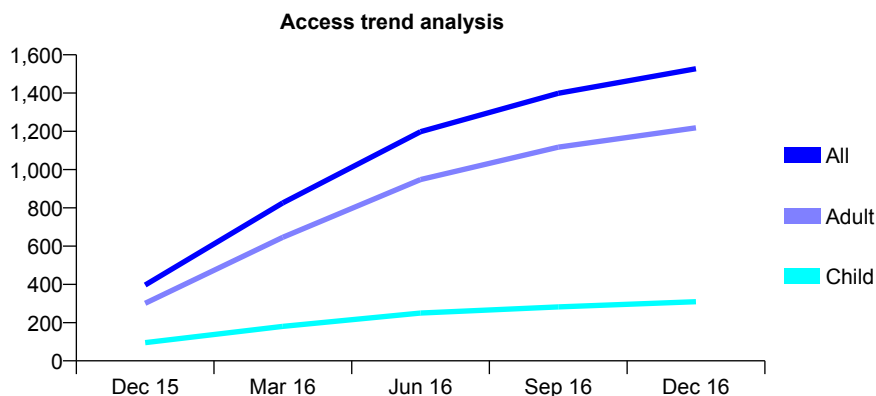
Q68 - Vital Signs At a Glance Contract Report for 252247/0001 - December 2016

Name or company name	MR DI MIHAYLOV
Contract type name	GDS Contract
Purpose of contract	General
Contract start date	01/10/2015
Contract end date	

16/17 Contracted general activity (UDA)	6,490
Carry forward general activity (UDA)	-130
16/17 Contracted orthodontic activity (UOA)	0
Carry forward orthodontic activity (UOA)	0
Baseline contract value	£149,183.35

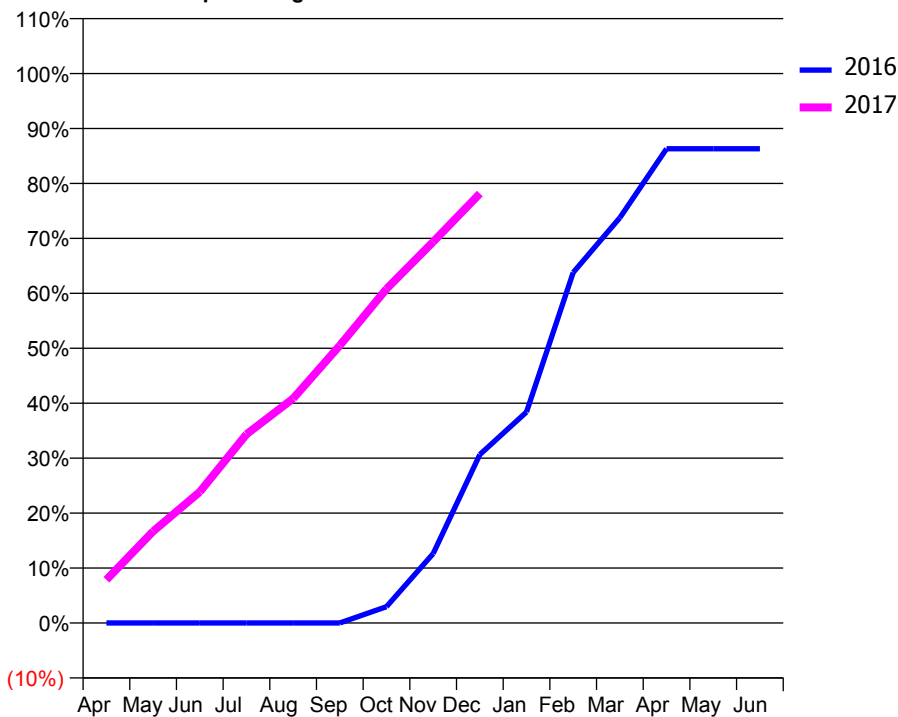
ACCESS*

Patients seen in 24 months	Total	Change since previous quarter
Quarter ending December 2015	396	
Quarter ending March 2016	826	↑
Quarter ending June 2016	1,198	↑
Quarter ending September 2016	1,399	↑
Quarter ending December 2016	1,527	↑
Variance since December 2015	285.6%	↑



ACTIVITY

Cumulative percentage of contracted UDA delivered 2016 & 2017



Adjusted Scheduled Activity (UDA)

Month	2016	2017
April	0	511
May	0	1,083
June	0	1,549
July	0	2,229
August	0	2,651
September	0	3,279
October	113	3,945
November	479	4,502
December	1,161	5,072
January	1,454	
February	2,415	
March	2,793	
April	3,268	
May	3,268	
June	3,268	

QUALITY

	Quantity	Base Number	Contract	AT	Region	England
% of FP17s for the same patient ID Re-attending within 3 months - Children	32	361	8.9%	9.9%	11.9%	12.4%
% of FP17s for the same patient ID Re-attending within 3 months - Adults	227	1,468	15.5%	15.8%	16.5%	16.6%
% of FP17s for the same patient ID Re-attending between 3 & 9 months - Children	154	361	42.7%	59.0%	60.2%	57.5%
% of FP17s for the same patient ID Re-attending between 3 & 9 months - Adults	575	1,468	39.2%	51.0%	52.0%	50.4%
% of FP17s for Band 1 Urgent Courses	123	1,689	7.3%	9.5%	9.5%	9.1%
% of FP17s Relating to Free Repair or Replacements	17	1,689	1.0%	0.6%	0.7%	0.8%
% of FP17s Relating to Continuations	73	1,689	4.3%	1.1%	1.2%	1.3%
% of Patients satisfied with the dentistry they have received	3	3	N/A	92.5%	92.9%	92.7%
% of Patients satisfied with the time they had to wait for an appointment	3	3	N/A	89.3%	88.8%	88.8%

* This is based on patients treated on this contract for their most recent course of treatment. Figures in italics indicate the base number of FP17s or Patient Questionnaire responses are less than 100. N/A is shown where the base number of responses is less than 10 during the period. % is calculated as Quantity/Base number*100

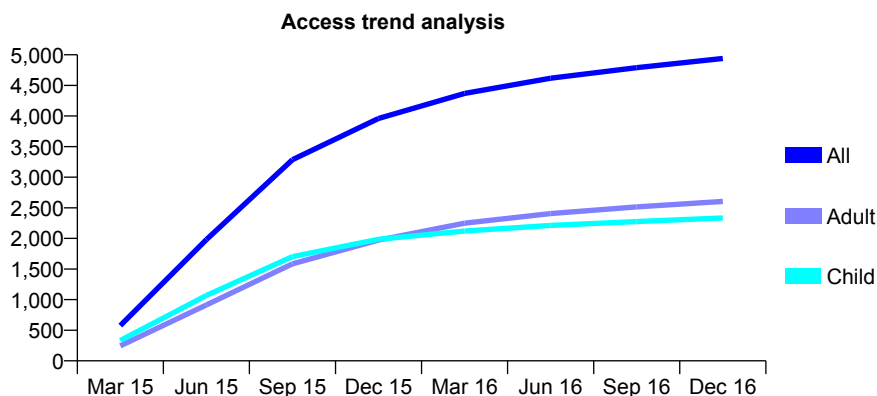
Q68 - Vital Signs At a Glance Contract Report for 253294/0001 - December 2016

Name or company name	MR PA CARR
Contract type name	GDS Contract
Purpose of contract	General
Contract start date	17/02/2015
Contract end date	

16/17 Contracted general activity (UDA)	12,800
Carry forward general activity (UDA)	0
16/17 Contracted orthodontic activity (UOA)	0
Carry forward orthodontic activity (UOA)	0
Baseline contract value	£285,285.14

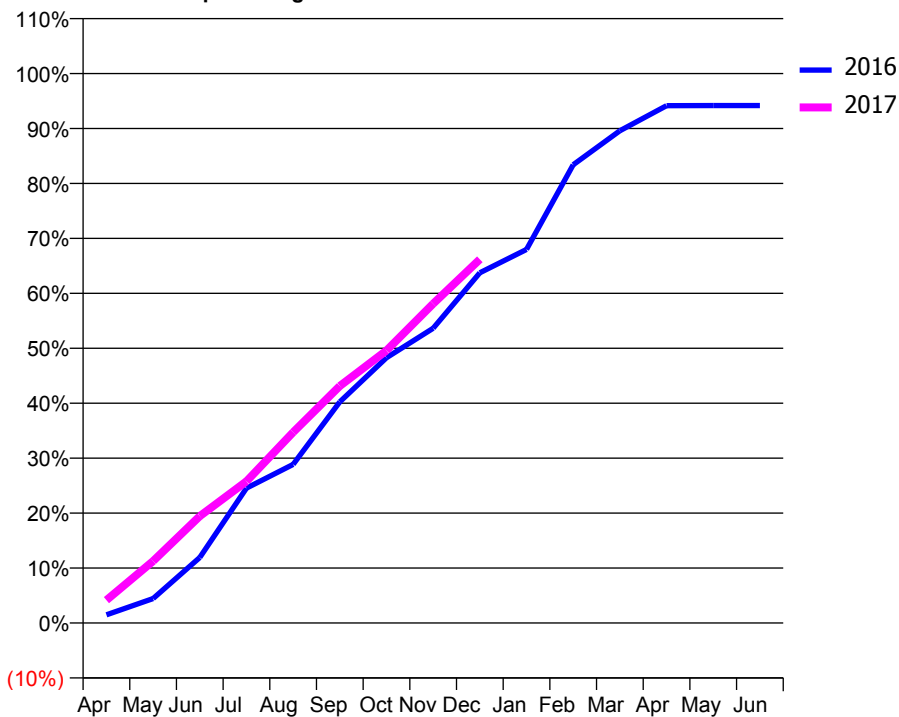
ACCESS*

Patients seen in 24 months	Total	Change since previous quarter
Quarter ending December 2015	3,959	
Quarter ending March 2016	4,369	↑
Quarter ending June 2016	4,618	↑
Quarter ending September 2016	4,790	↑
Quarter ending December 2016	4,940	↑
Variance since December 2015	24.8%	↑



ACTIVITY

Cumulative percentage of contracted UDA delivered 2016 & 2017



Adjusted Scheduled Activity (UDA)

Month	2016	2017
April	192	534
May	570	1,444
June	1,526	2,490
July	3,142	3,299
August	3,694	4,442
September	5,152	5,520
October	6,181	6,347
November	6,866	7,436
December	8,157	8,471
January	8,703	
February	10,675	
March	11,467	
April	12,051	
May	12,053	
June	12,054	

QUALITY

	Quantity	Base Number	Contract	AT	Region	England
% of FP17s for the same patient ID Re-attending within 3 months - Children	191	2,660	7.2%	9.9%	11.9%	12.4%
% of FP17s for the same patient ID Re-attending within 3 months - Adults	399	2,570	15.5%	15.8%	16.5%	16.6%
% of FP17s for the same patient ID Re-attending between 3 & 9 months - Children	1,721	2,660	64.7%	59.0%	60.2%	57.5%
% of FP17s for the same patient ID Re-attending between 3 & 9 months - Adults	1,282	2,570	49.9%	51.0%	52.0%	50.4%
% of FP17s for Band 1 Urgent Courses	429	4,913	8.7%	9.5%	9.5%	9.1%
% of FP17s Relating to Free Repair or Replacements	12	4,913	0.2%	0.6%	0.7%	0.8%
% of FP17s Relating to Continuations	68	4,913	1.4%	1.1%	1.2%	1.3%
% of Patients satisfied with the dentistry they have received	3	3	N/A	92.5%	92.9%	92.7%
% of Patients satisfied with the time they had to wait for an appointment	2	3	N/A	89.3%	88.8%	88.8%

* This is based on patients treated on this contract for their most recent course of treatment. Figures in italics indicate the base number of FP17s or Patient Questionnaire responses are less than 100. N/A is shown where the base number of responses is less than 10 during the period. % is calculated as Quantity/Base number*100

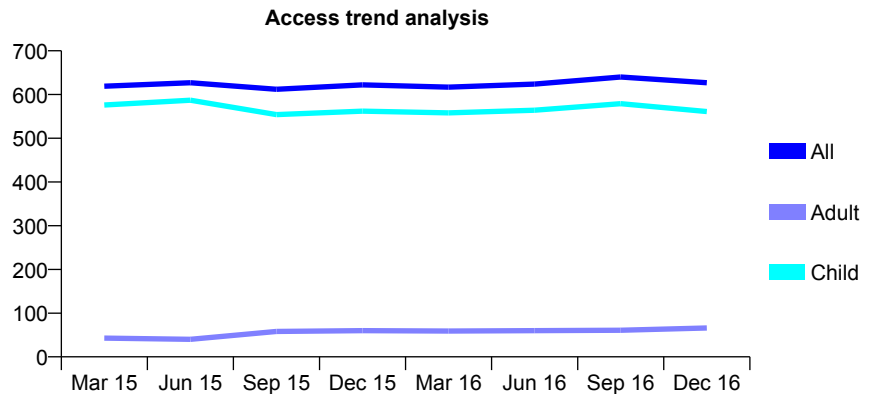
Q68 - Vital Signs At a Glance Contract Report for 253405/0001 - December 2016

Name or company name	MR J BAROTIAN
Contract type name	GDS Contract
Purpose of contract	General
Contract start date	01/04/2006
Contract end date	

16/17 Contracted general activity (UDA)	1,300
Carry forward general activity (UDA)	0
16/17 Contracted orthodontic activity (UOA)	0
Carry forward orthodontic activity (UOA)	0
Baseline contract value	£32,982.08

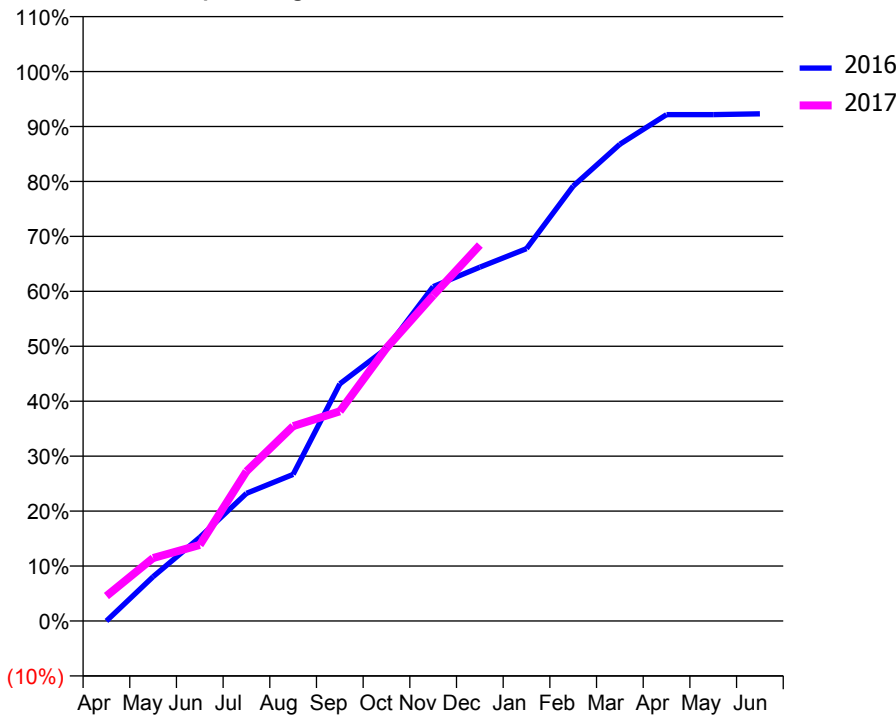
ACCESS*

Patients seen in 24 months	Total	Change since previous quarter
Quarter ending December 2015	622	
Quarter ending March 2016	617	→
Quarter ending June 2016	624	→
Quarter ending September 2016	640	↑
Quarter ending December 2016	627	↓
Variance since December 2015	0.8%	→



ACTIVITY

Cumulative percentage of contracted UDA delivered 2016 & 2017



Month	Adjusted Scheduled Activity (UDA)	
	2016	2017
April	0	59
May	105	149
June	198	180
July	302	354
August	347	461
September	561	496
October	645	646
November	791	770
December	837	889
January	881	
February	1,029	
March	1,128	
April	1,198	
May	1,198	
June	1,200	

QUALITY

	Quantity	Base Number	Contract	AT	Region	England
% of FP17s for the same patient ID Re-attending within 3 months - Children	34	673	5.1%	9.9%	11.9%	12.4%
% of FP17s for the same patient ID Re-attending within 3 months - Adults	0	0	N/A	15.8%	16.5%	16.6%
% of FP17s for the same patient ID Re-attending between 3 & 9 months - Children	434	673	64.5%	59.0%	60.2%	57.5%
% of FP17s for the same patient ID Re-attending between 3 & 9 months - Adults	0	0	N/A	51.0%	52.0%	50.4%
% of FP17s for Band 1 Urgent Courses	2	618	0.3%	9.5%	9.5%	9.1%
% of FP17s Relating to Free Repair or Replacements	0	618	0.0%	0.6%	0.7%	0.8%
% of FP17s Relating to Continuations	0	618	0.0%	1.1%	1.2%	1.3%
% of Patients satisfied with the dentistry they have received	0	0	N/A	92.5%	92.9%	92.7%
% of Patients satisfied with the time they had to wait for an appointment	0	0	N/A	89.3%	88.8%	88.8%

* This is based on patients treated on this contract for their most recent course of treatment. Figures in italics indicate the base number of FP17s or Patient Questionnaire responses are less than 100. N/A is shown where the base number of responses is less than 10 during the period. % is calculated as Quantity/Base number*100

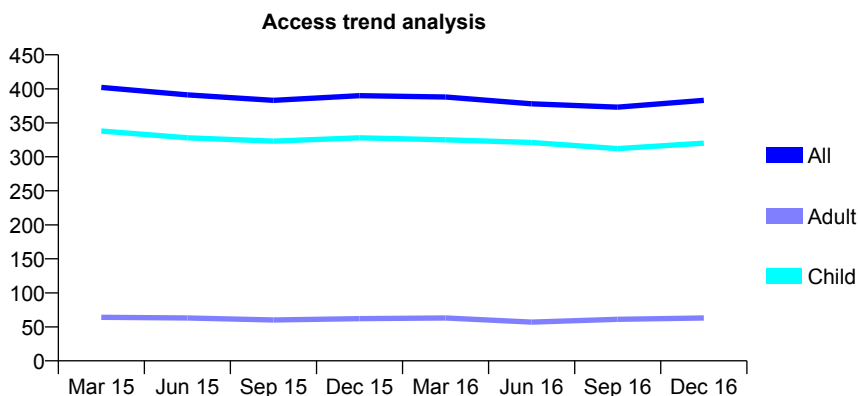
Q68 - Vital Signs At a Glance Contract Report for 253529/0002 - December 2016

Name or company name	MR N JANSEN VAN RENSBURG
Contract type name	GDS Contract
Purpose of contract	General
Contract start date	01/11/2006
Contract end date	

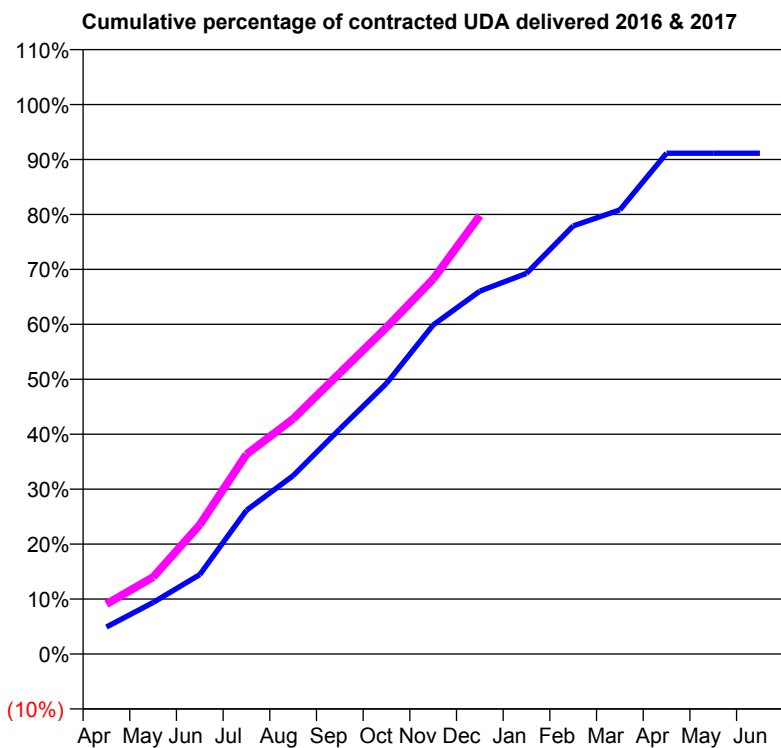
16/17 Contracted general activity (UDA)	650
Carry forward general activity (UDA)	0
16/17 Contracted orthodontic activity (UOA)	0
Carry forward orthodontic activity (UOA)	0
Baseline contract value	£14,446.70

ACCESS*

Patients seen in 24 months	Total	Change since previous quarter
Quarter ending December 2015	390	
Quarter ending March 2016	388	→
Quarter ending June 2016	378	↓
Quarter ending September 2016	373	↓
Quarter ending December 2016	383	↑
Variance since December 2015	(1.8%)	↓



ACTIVITY



Month	Adjusted Scheduled Activity (UDA)	
	2016	2017
April	32	59
May	61	91
June	94	153
July	170	236
August	211	278
September	266	332
October	320	386
November	389	443
December	429	519
January	450	
February	506	
March	525	
April	592	
May	592	
June	592	

QUALITY

	Quantity	Base Number	Contract	AT	Region	England
% of FP17s for the same patient ID Re-attending within 3 months - Children	10	338	3.0%	9.9%	11.9%	12.4%
% of FP17s for the same patient ID Re-attending within 3 months - Adults	0	37	0.0%	15.8%	16.5%	16.6%
% of FP17s for the same patient ID Re-attending between 3 & 9 months - Children	182	338	53.8%	59.0%	60.2%	57.5%
% of FP17s for the same patient ID Re-attending between 3 & 9 months - Adults	18	37	48.6%	51.0%	52.0%	50.4%
% of FP17s for Band 1 Urgent Courses	3	342	0.9%	9.5%	9.5%	9.1%
% of FP17s Relating to Free Repair or Replacements	0	342	0.0%	0.6%	0.7%	0.8%
% of FP17s Relating to Continuations	2	342	0.6%	1.1%	1.2%	1.3%
% of Patients satisfied with the dentistry they have received	0	0	N/A	92.5%	92.9%	92.7%
% of Patients satisfied with the time they had to wait for an appointment	0	0	N/A	89.3%	88.8%	88.8%

* This is based on patients treated on this contract for their most recent course of treatment. Figures in italics indicate the base number of FP17s or Patient Questionnaire responses are less than 100. N/A is shown where the base number of responses is less than 10 during the period. % is calculated as Quantity/Base number*100

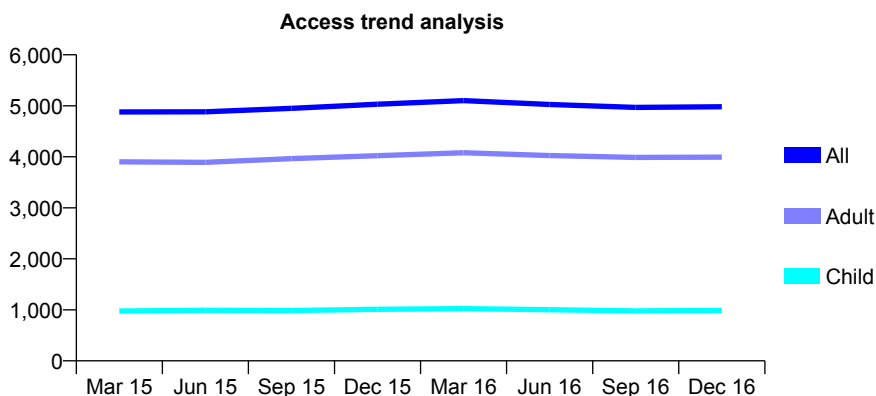
Q68 - Vital Signs At a Glance Contract Report for 253634/0002 - December 2016

Name or company name	MR K CHRISTIAN
Contract type name	GDS Contract
Purpose of contract	General
Contract start date	01/04/2006
Contract end date	

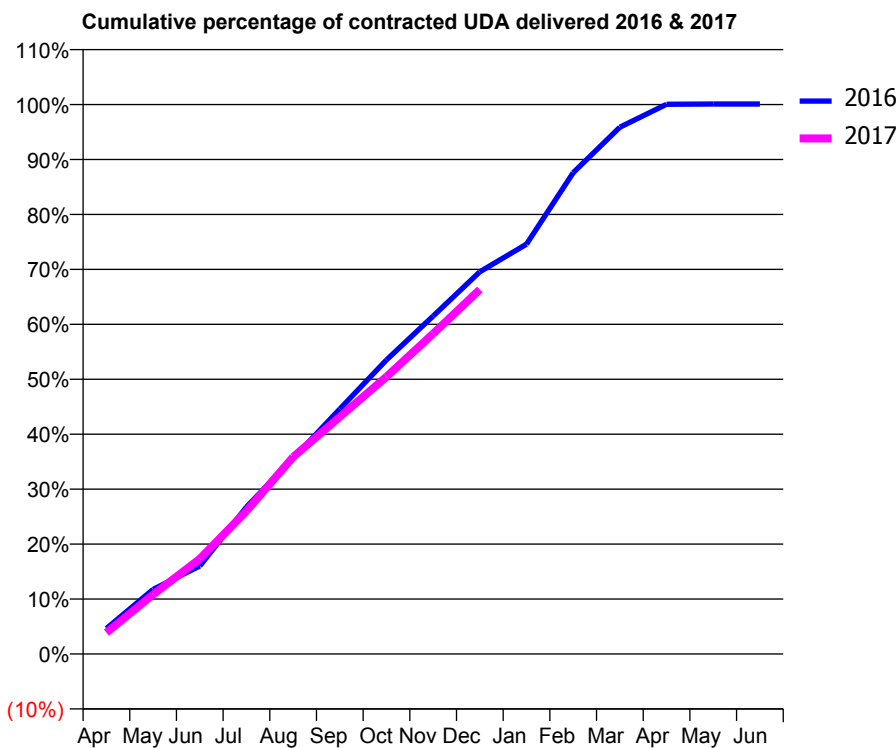
16/17 Contracted general activity (UDA)	14,706
Carry forward general activity (UDA)	-14
16/17 Contracted orthodontic activity (UOA)	0
Carry forward orthodontic activity (UOA)	0
Baseline contract value	£326,850.81

ACCESS*

Patients seen in 24 months	Total	Change since previous quarter
Quarter ending December 2015	5,032	
Quarter ending March 2016	5,103	→
Quarter ending June 2016	5,027	↓
Quarter ending September 2016	4,968	↓
Quarter ending December 2016	4,983	→
Variance since December 2015	(1.0%)	→



ACTIVITY



Month	Adjusted Scheduled Activity (UDA)	
	2016	2017
April	683	574
May	1,728	1,594
June	2,358	2,546
July	3,933	3,828
August	5,237	5,274
September	6,557	6,347
October	7,871	7,419
November	9,047	8,572
December	10,228	9,756
January	10,969	
February	12,882	
March	14,098	
April	14,713	
May	14,719	
June	14,720	

QUALITY

	Quantity	Base Number	Contract	AT	Region	England
% of FP17s for the same patient ID Re-attending within 3 months - Children	81	1,165	7.0%	9.9%	11.9%	12.4%
% of FP17s for the same patient ID Re-attending within 3 months - Adults	633	4,742	13.3%	15.8%	16.5%	16.6%
% of FP17s for the same patient ID Re-attending between 3 & 9 months - Children	732	1,165	62.8%	59.0%	60.2%	57.5%
% of FP17s for the same patient ID Re-attending between 3 & 9 months - Adults	3,203	4,742	67.5%	51.0%	52.0%	50.4%
% of FP17s for Band 1 Urgent Courses	221	5,556	4.0%	9.5%	9.5%	9.1%
% of FP17s Relating to Free Repair or Replacements	13	5,556	0.2%	0.6%	0.7%	0.8%
% of FP17s Relating to Continuations	72	5,556	1.3%	1.1%	1.2%	1.3%
% of Patients satisfied with the dentistry they have received	7	7	N/A	92.5%	92.9%	92.7%
% of Patients satisfied with the time they had to wait for an appointment	6	7	N/A	89.3%	88.8%	88.8%

* This is based on patients treated on this contract for their most recent course of treatment. Figures in italics indicate the base number of FP17s or Patient Questionnaire responses are less than 100. N/A is shown where the base number of responses is less than 10 during the period. % is calculated as Quantity/Base number*100

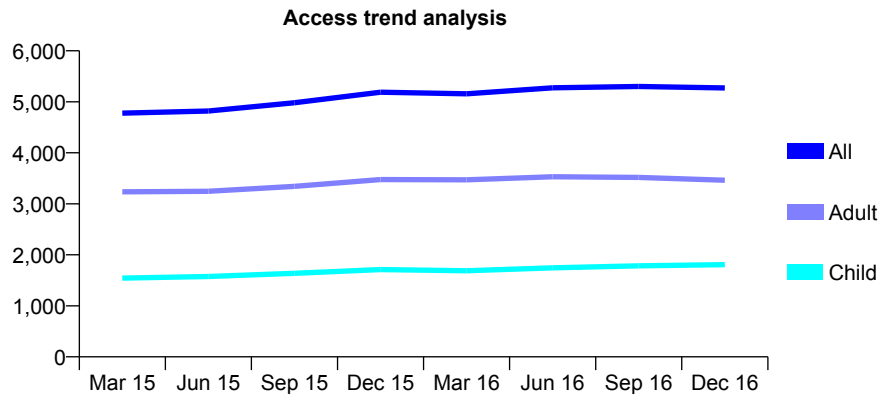
Q68 - Vital Signs At a Glance Contract Report for 262803/0004 - December 2016

Name or company name	MR SA BUTT
Contract type name	GDS Contract
Purpose of contract	General
Contract start date	01/04/2006
Contract end date	

16/17 Contracted general activity (UDA)	8,741
Carry forward general activity (UDA)	79
16/17 Contracted orthodontic activity (UOA)	0
Carry forward orthodontic activity (UOA)	0
Baseline contract value	£199,897.40

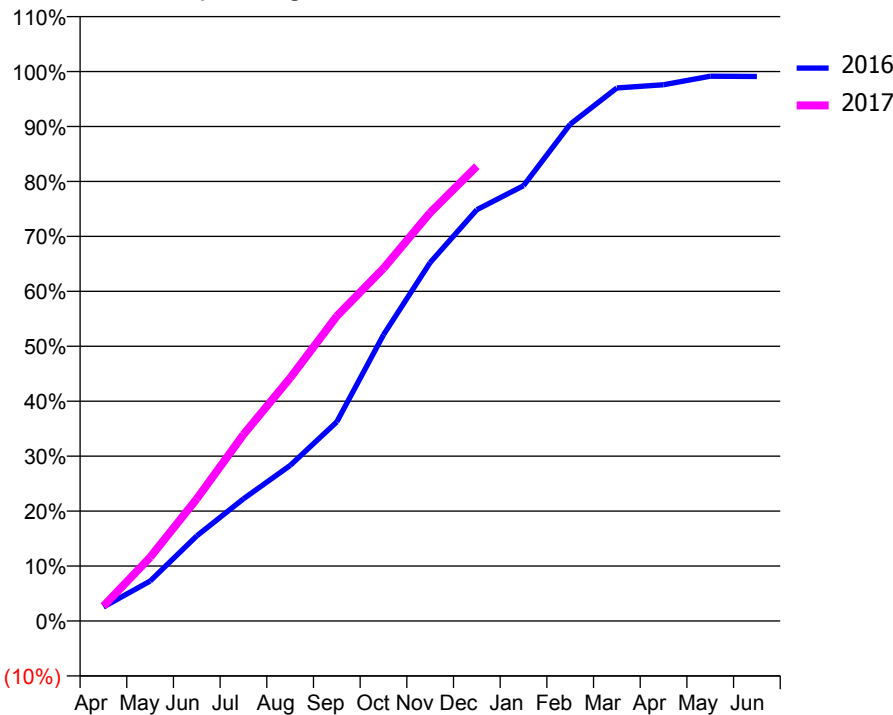
ACCESS*

Patients seen in 24 months	Total	Change since previous quarter
Quarter ending December 2015	5,188	
Quarter ending March 2016	5,158	→
Quarter ending June 2016	5,274	↑
Quarter ending September 2016	5,301	→
Quarter ending December 2016	5,271	→
Variance since December 2015	1.6%	→



ACTIVITY

Cumulative percentage of contracted UDA delivered 2016 & 2017



Month	Adjusted Scheduled Activity (UDA)	
	2016	2017
April	223	237
May	635	1,013
June	1,354	1,945
July	1,944	2,966
August	2,474	3,867
September	3,167	4,849
October	4,552	5,610
November	5,704	6,497
December	6,543	7,235
January	6,925	
February	7,902	
March	8,480	
April	8,530	
May	8,665	
June	8,662	

QUALITY

	Quantity	Base Number	Contract	AT	Region	England
% of FP17s for the same patient ID Re-attending within 3 months - Children	129	1,866	6.9%	9.9%	11.9%	12.4%
% of FP17s for the same patient ID Re-attending within 3 months - Adults	356	2,786	12.8%	15.8%	16.5%	16.6%
% of FP17s for the same patient ID Re-attending between 3 & 9 months - Children	851	1,866	45.6%	59.0%	60.2%	57.5%
% of FP17s for the same patient ID Re-attending between 3 & 9 months - Adults	999	2,786	35.9%	51.0%	52.0%	50.4%
% of FP17s for Band 1 Urgent Courses	354	3,351	10.6%	9.5%	9.5%	9.1%
% of FP17s Relating to Free Repair or Replacements	15	3,351	0.4%	0.6%	0.7%	0.8%
% of FP17s Relating to Continuations	0	3,351	0.0%	1.1%	1.2%	1.3%
% of Patients satisfied with the dentistry they have received	6	6	N/A	92.5%	92.9%	92.7%
% of Patients satisfied with the time they had to wait for an appointment	5	6	N/A	89.3%	88.8%	88.8%

* This is based on patients treated on this contract for their most recent course of treatment. Figures in italics indicate the base number of FP17s or Patient Questionnaire responses are less than 100. N/A is shown where the base number of responses is less than 10 during the period. % is calculated as Quantity/Base number*100

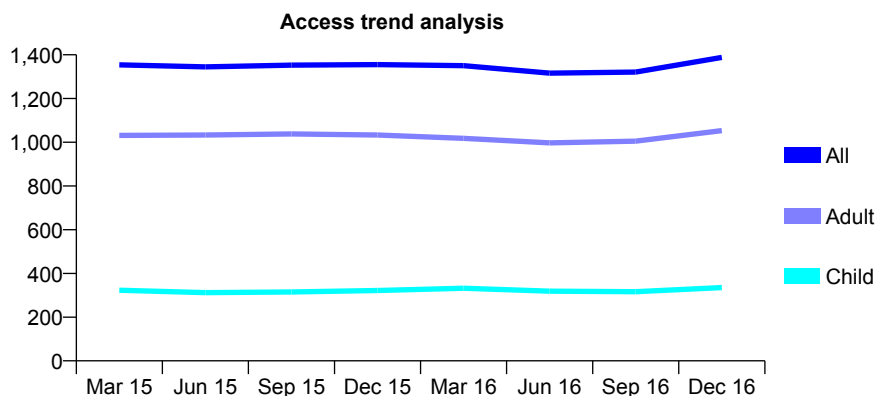
Q68 - Vital Signs At a Glance Contract Report for 263656/0004 - December 2016

Name or company name	MR P APOSTOLOPOULOS
Contract type name	GDS Contract
Purpose of contract	General
Contract start date	01/09/2011
Contract end date	

16/17 Contracted general activity (UDA)	5,000
Carry forward general activity (UDA)	0
16/17 Contracted orthodontic activity (UOA)	0
Carry forward orthodontic activity (UOA)	0
Baseline contract value	£127,783.09

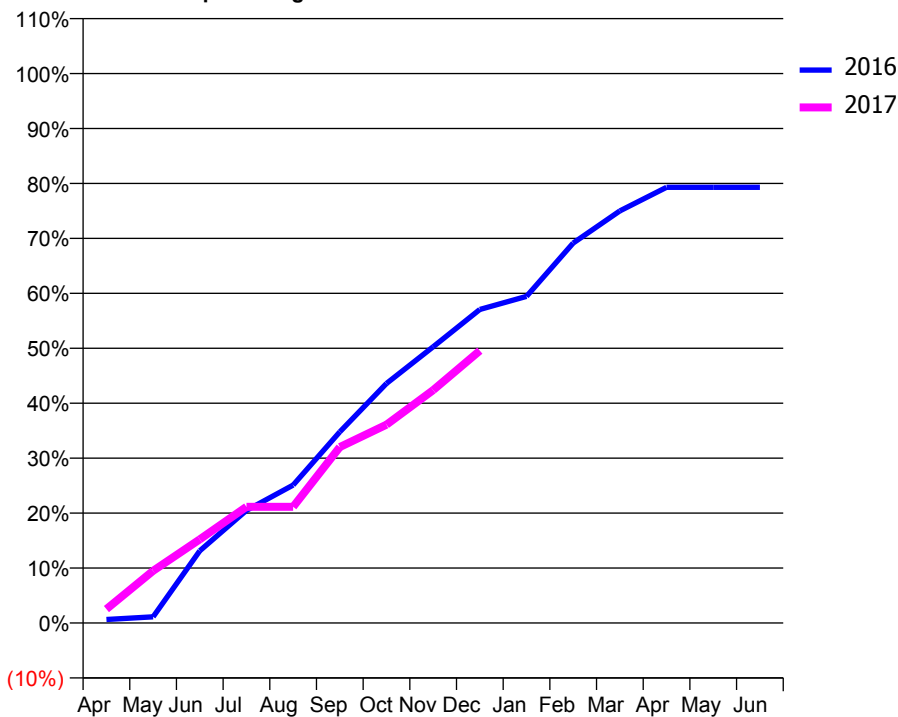
ACCESS*

Patients seen in 24 months	Total	Change since previous quarter
Quarter ending December 2015	1,355	
Quarter ending March 2016	1,350	→
Quarter ending June 2016	1,316	↓
Quarter ending September 2016	1,321	→
Quarter ending December 2016	1,388	↑
Variance since December 2015	2.4%	↑



ACTIVITY

Cumulative percentage of contracted UDA delivered 2016 & 2017



Month	Adjusted Scheduled Activity (UDA)	
	2016	2017
April	32	126
May	56	475
June	657	761
July	1,024	1,058
August	1,256	1,058
September	1,739	1,601
October	2,179	1,805
November	2,514	2,119
December	2,853	2,479
January	2,972	
February	3,457	
March	3,750	
April	3,965	
May	3,965	
June	3,965	

QUALITY

	Quantity	Base Number	Contract	AT	Region	England
% of FP17s for the same patient ID Re-attending within 3 months - Children	17	381	4.5%	9.9%	11.9%	12.4%
% of FP17s for the same patient ID Re-attending within 3 months - Adults	183	1,176	15.6%	15.8%	16.5%	16.6%
% of FP17s for the same patient ID Re-attending between 3 & 9 months - Children	237	381	62.2%	59.0%	60.2%	57.5%
% of FP17s for the same patient ID Re-attending between 3 & 9 months - Adults	684	1,176	58.2%	51.0%	52.0%	50.4%
% of FP17s for Band 1 Urgent Courses	124	1,454	8.5%	9.5%	9.5%	9.1%
% of FP17s Relating to Free Repair or Replacements	0	1,454	0.0%	0.6%	0.7%	0.8%
% of FP17s Relating to Continuations	19	1,454	1.3%	1.1%	1.2%	1.3%
% of Patients satisfied with the dentistry they have received	2	2	N/A	92.5%	92.9%	92.7%
% of Patients satisfied with the time they had to wait for an appointment	2	2	N/A	89.3%	88.8%	88.8%

* This is based on patients treated on this contract for their most recent course of treatment. Figures in italics indicate the base number of FP17s or Patient Questionnaire responses are less than 100. N/A is shown where the base number of responses is less than 10 during the period. % is calculated as Quantity/Base number*100

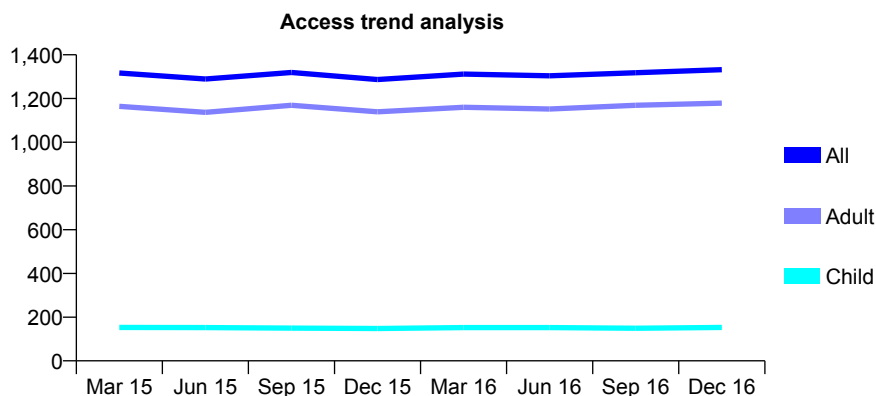
Q68 - Vital Signs At a Glance Contract Report for 268763/0002 - December 2016

Name or company name	MR KR MAYALL
Contract type name	GDS Contract
Purpose of contract	General
Contract start date	01/10/2012
Contract end date	

16/17 Contracted general activity (UDA)	4,778
Carry forward general activity (UDA)	-94
16/17 Contracted orthodontic activity (UOA)	0
Carry forward orthodontic activity (UOA)	0
Baseline contract value	£134,824.35

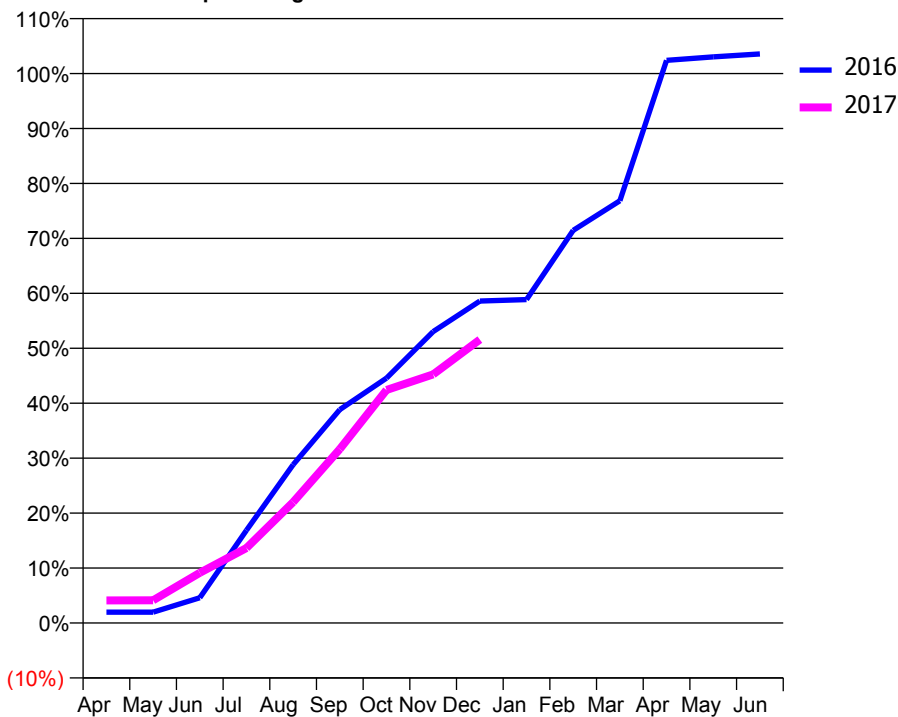
ACCESS*

Patients seen in 24 months	Total	Change since previous quarter
Quarter ending December 2015	1,287	
Quarter ending March 2016	1,312	→
Quarter ending June 2016	1,304	→
Quarter ending September 2016	1,318	→
Quarter ending December 2016	1,332	→
Variance since December 2015	3.5%	↑



ACTIVITY

Cumulative percentage of contracted UDA delivered 2016 & 2017



Month	Adjusted Scheduled Activity (UDA)	
	2016	2017
April	92	196
May	92	197
June	215	437
July	790	652
August	1,348	1,051
September	1,817	1,513
October	2,085	2,027
November	2,481	2,161
December	2,741	2,465
January	2,753	
February	3,342	
March	3,595	
April	4,790	
May	4,819	
June	4,844	

QUALITY

	Quantity	Base Number	Contract	AT	Region	England
% of FP17s for the same patient ID Re-attending within 3 months - Children	6	136	4.4%	9.9%	11.9%	12.4%
% of FP17s for the same patient ID Re-attending within 3 months - Adults	157	968	16.2%	15.8%	16.5%	16.6%
% of FP17s for the same patient ID Re-attending between 3 & 9 months - Children	44	136	32.4%	59.0%	60.2%	57.5%
% of FP17s for the same patient ID Re-attending between 3 & 9 months - Adults	261	968	27.0%	51.0%	52.0%	50.4%
% of FP17s for Band 1 Urgent Courses	59	733	8.0%	9.5%	9.5%	9.1%
% of FP17s Relating to Free Repair or Replacements	6	733	0.8%	0.6%	0.7%	0.8%
% of FP17s Relating to Continuations	1	733	0.1%	1.1%	1.2%	1.3%
% of Patients satisfied with the dentistry they have received	0	1	N/A	92.5%	92.9%	92.7%
% of Patients satisfied with the time they had to wait for an appointment	0	1	N/A	89.3%	88.8%	88.8%

* This is based on patients treated on this contract for their most recent course of treatment. Figures in italics indicate the base number of FP17s or Patient Questionnaire responses are less than 100. N/A is shown where the base number of responses is less than 10 during the period. % is calculated as Quantity/Base number*100

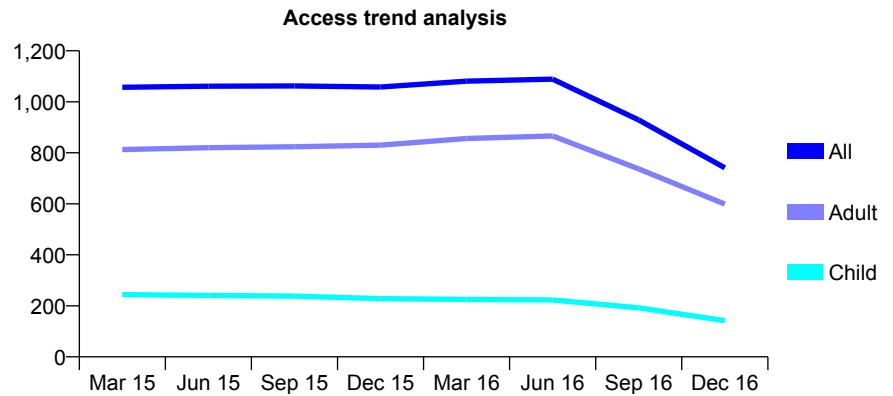
Q68 - Vital Signs At a Glance Contract Report for 271268/0001 - December 2016

Name or company name	MR AL HILL
Contract type name	GDS Contract
Purpose of contract	General
Contract start date	01/07/2009
Contract end date	

16/17 Contracted general activity (UDA)	1,317
Carry forward general activity (UDA)	0
16/17 Contracted orthodontic activity (UOA)	0
Carry forward orthodontic activity (UOA)	0
Baseline contract value	£33,436.78

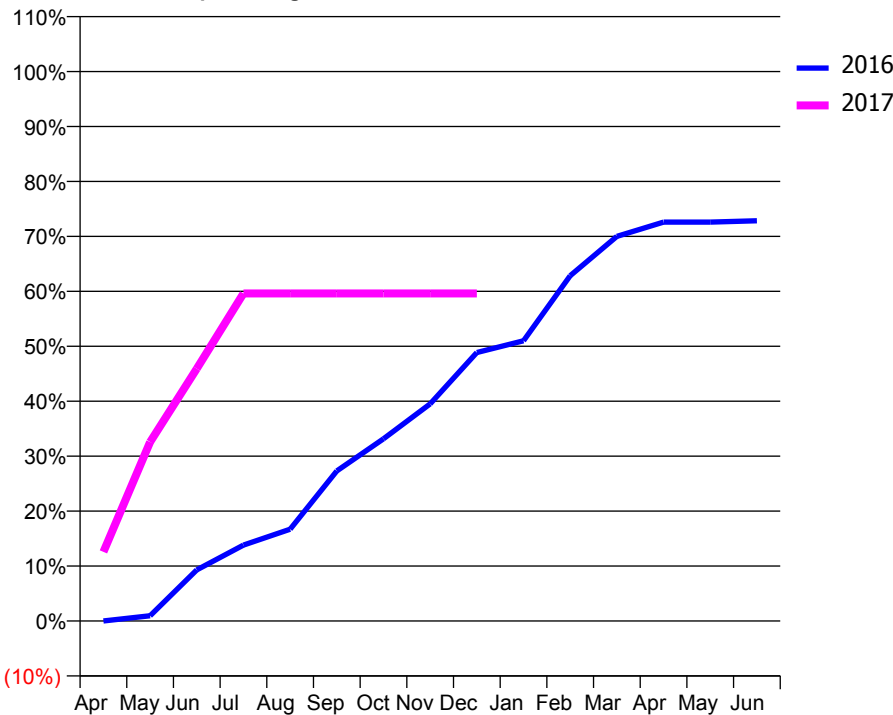
ACCESS*

Patients seen in 24 months	Total	Change since previous quarter
Quarter ending December 2015	1,058	
Quarter ending March 2016	1,081	↑
Quarter ending June 2016	1,089	→
Quarter ending September 2016	929	↓
Quarter ending December 2016	741	↓
Variance since December 2015	(30.0%)	↓



ACTIVITY

Cumulative percentage of contracted UDA delivered 2016 & 2017



Month	Adjusted Scheduled Activity (UDA)	
	2016	2017
April	0	166
May	48	429
June	465	605
July	690	785
August	835	785
September	1,365	785
October	1,658	785
November	1,976	785
December	2,444	785
January	2,550	
February	3,142	
March	3,500	
April	3,629	
May	3,629	
June	3,642	

QUALITY

	Quantity	Base Number	Contract	AT	Region	England
% of FP17s for the same patient ID Re-attending within 3 months - Children	1	36	2.8%	9.9%	11.9%	12.4%
% of FP17s for the same patient ID Re-attending within 3 months - Adults	87	287	30.3%	15.8%	16.5%	16.6%
% of FP17s for the same patient ID Re-attending between 3 & 9 months - Children	11	36	30.6%	59.0%	60.2%	57.5%
% of FP17s for the same patient ID Re-attending between 3 & 9 months - Adults	86	287	30.0%	51.0%	52.0%	50.4%
% of FP17s for Band 1 Urgent Courses	46	269	17.1%	9.5%	9.5%	9.1%
% of FP17s Relating to Free Repair or Replacements	1	269	0.4%	0.6%	0.7%	0.8%
% of FP17s Relating to Continuations	8	269	3.0%	1.1%	1.2%	1.3%
% of Patients satisfied with the dentistry they have received	2	2	N/A	92.5%	92.9%	92.7%
% of Patients satisfied with the time they had to wait for an appointment	2	2	N/A	89.3%	88.8%	88.8%

* This is based on patients treated on this contract for their most recent course of treatment. Figures in italics indicate the base number of FP17s or Patient Questionnaire responses are less than 100. N/A is shown where the base number of responses is less than 10 during the period. % is calculated as Quantity/Base number*100

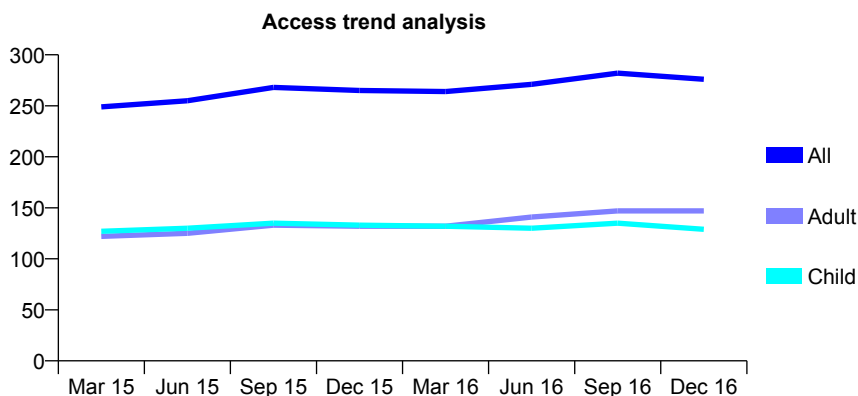
Q68 - Vital Signs At a Glance Contract Report for 272388/0001 - December 2016

Name or company name	MISS B LOGAN
Contract type name	GDS Contract
Purpose of contract	General
Contract start date	17/06/2011
Contract end date	

16/17 Contracted general activity (UDA)	750
Carry forward general activity (UDA)	0
16/17 Contracted orthodontic activity (UOA)	0
Carry forward orthodontic activity (UOA)	0
Baseline contract value	£17,551.31

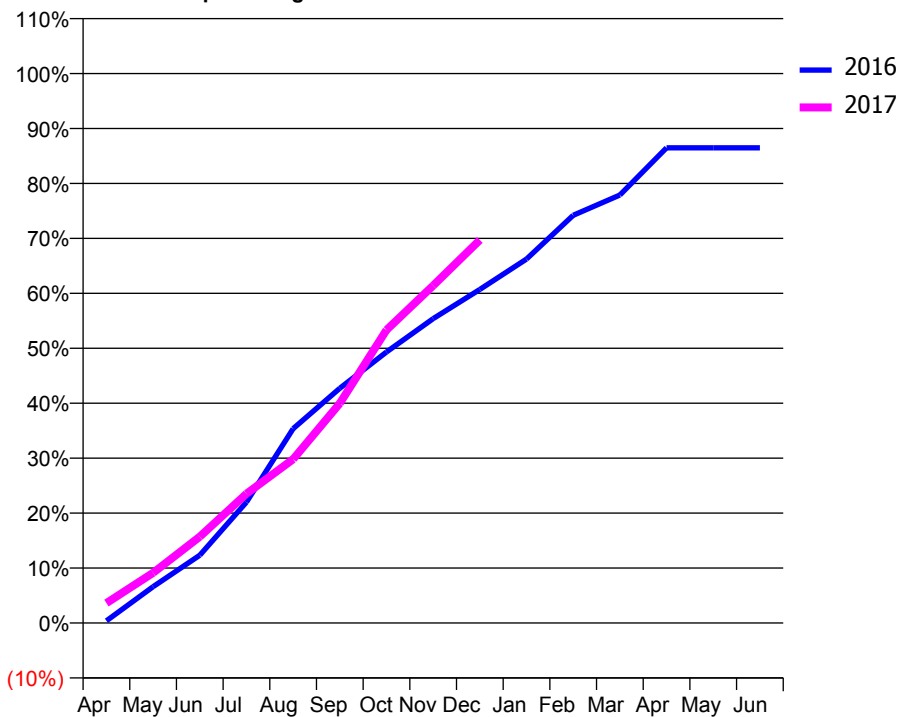
ACCESS*

Patients seen in 24 months	Total	Change since previous quarter
Quarter ending December 2015	265	
Quarter ending March 2016	264	→
Quarter ending June 2016	271	↑
Quarter ending September 2016	282	↑
Quarter ending December 2016	276	↓
Variance since December 2015	4.2%	↑



ACTIVITY

Cumulative percentage of contracted UDA delivered 2016 & 2017



Month	Adjusted Scheduled Activity (UDA)	
	2016	2017
April	3	27
May	50	69
June	93	118
July	165	176
August	265	224
September	320	300
October	370	400
November	415	461
December	455	523
January	497	
February	556	
March	584	
April	649	
May	649	
June	649	

QUALITY

	Quantity	Base Number	Contract	AT	Region	England
% of FP17s for the same patient ID Re-attending within 3 months - Children	10	151	6.6%	9.9%	11.9%	12.4%
% of FP17s for the same patient ID Re-attending within 3 months - Adults	29	155	18.7%	15.8%	16.5%	16.6%
% of FP17s for the same patient ID Re-attending between 3 & 9 months - Children	99	151	65.6%	59.0%	60.2%	57.5%
% of FP17s for the same patient ID Re-attending between 3 & 9 months - Adults	81	155	52.3%	51.0%	52.0%	50.4%
% of FP17s for Band 1 Urgent Courses	19	269	7.1%	9.5%	9.5%	9.1%
% of FP17s Relating to Free Repair or Replacements	0	269	0.0%	0.6%	0.7%	0.8%
% of FP17s Relating to Continuations	3	269	1.1%	1.1%	1.2%	1.3%
% of Patients satisfied with the dentistry they have received	0	0	N/A	92.5%	92.9%	92.7%
% of Patients satisfied with the time they had to wait for an appointment	0	0	N/A	89.3%	88.8%	88.8%

* This is based on patients treated on this contract for their most recent course of treatment. Figures in italics indicate the base number of FP17s or Patient Questionnaire responses are less than 100. N/A is shown where the base number of responses is less than 10 during the period. % is calculated as Quantity/Base number*100

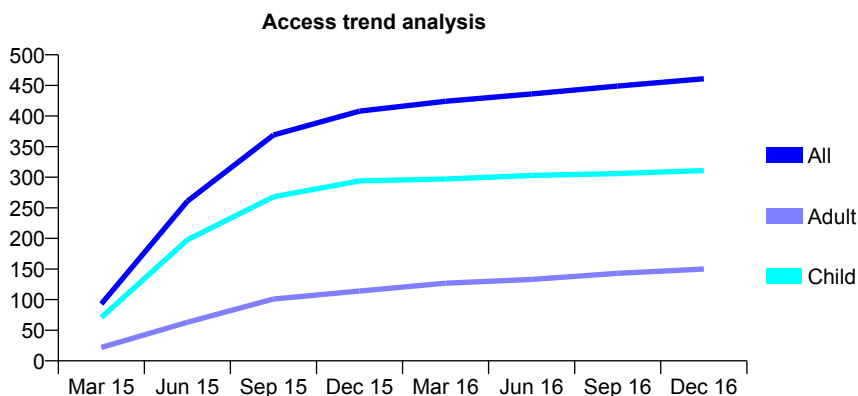
Q68 - Vital Signs At a Glance Contract Report for 274089/0001 - December 2016

Name or company name	MR CJ METZNER
Contract type name	GDS Contract
Purpose of contract	General
Contract start date	19/12/2014
Contract end date	

16/17 Contracted general activity (UDA)	1,200
Carry forward general activity (UDA)	-24
16/17 Contracted orthodontic activity (UOA)	0
Carry forward orthodontic activity (UOA)	0
Baseline contract value	£28,258.36

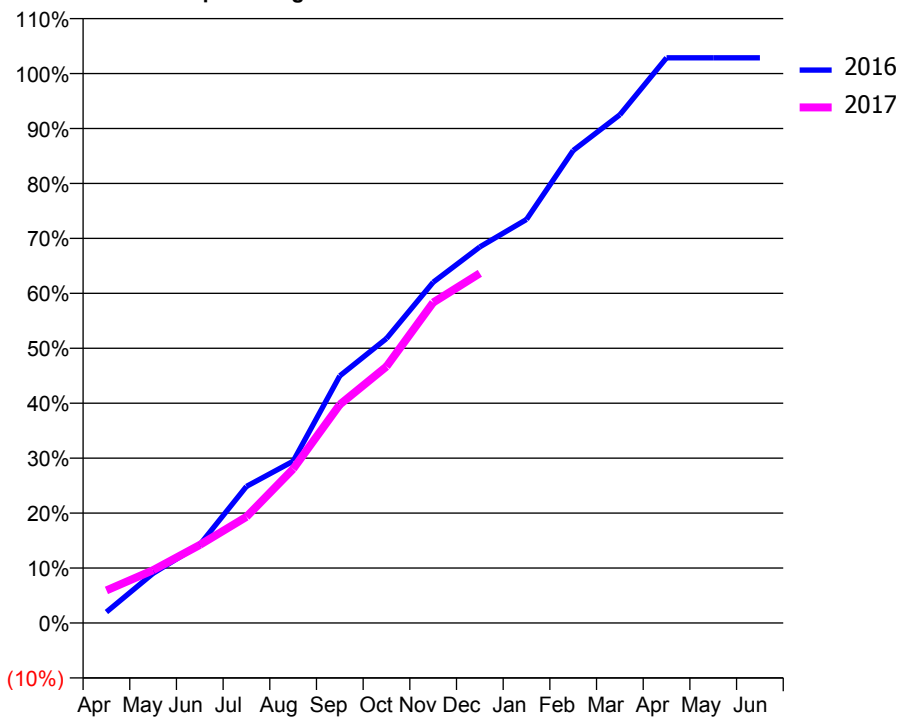
ACCESS*

Patients seen in 24 months	Total	Change since previous quarter
Quarter ending December 2015	408	
Quarter ending March 2016	424	↑
Quarter ending June 2016	436	↑
Quarter ending September 2016	449	↑
Quarter ending December 2016	461	↑
Variance since December 2015	13.0%	↑



ACTIVITY

Cumulative percentage of contracted UDA delivered 2016 & 2017



Month	Adjusted Scheduled Activity (UDA)	
	2016	2017
April	24	71
May	109	116
June	171	171
July	298	232
August	353	337
September	540	477
October	621	560
November	744	700
December	821	764
January	881	
February	1,032	
March	1,110	
April	1,234	
May	1,234	
June	1,234	

QUALITY

	Quantity	Base Number	Contract	AT	Region	England
% of FP17s for the same patient ID Re-attending within 3 months - Children	31	352	8.8%	9.9%	11.9%	12.4%
% of FP17s for the same patient ID Re-attending within 3 months - Adults	9	118	7.6%	15.8%	16.5%	16.6%
% of FP17s for the same patient ID Re-attending between 3 & 9 months - Children	233	352	66.2%	59.0%	60.2%	57.5%
% of FP17s for the same patient ID Re-attending between 3 & 9 months - Adults	76	118	64.4%	51.0%	52.0%	50.4%
% of FP17s for Band 1 Urgent Courses	14	423	3.3%	9.5%	9.5%	9.1%
% of FP17s Relating to Free Repair or Replacements	0	423	0.0%	0.6%	0.7%	0.8%
% of FP17s Relating to Continuations	2	423	0.5%	1.1%	1.2%	1.3%
% of Patients satisfied with the dentistry they have received	0	0	N/A	92.5%	92.9%	92.7%
% of Patients satisfied with the time they had to wait for an appointment	0	0	N/A	89.3%	88.8%	88.8%

* This is based on patients treated on this contract for their most recent course of treatment. Figures in italics indicate the base number of FP17s or Patient Questionnaire responses are less than 100. N/A is shown where the base number of responses is less than 10 during the period. % is calculated as Quantity/Base number*100

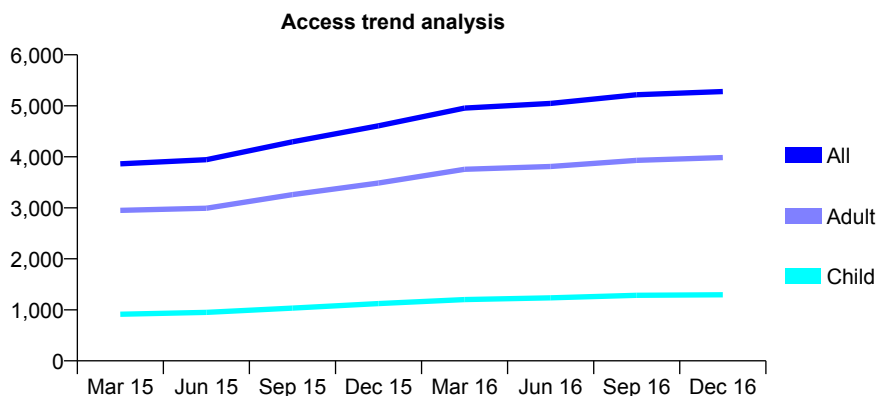
Q68 - Vital Signs At a Glance Contract Report for 274194/0001 - December 2016

Name or company name	MR S PATEL
Contract type name	GDS Contract
Purpose of contract	General
Contract start date	01/10/2008
Contract end date	

16/17 Contracted general activity (UDA)	11,881
Carry forward general activity (UDA)	99
16/17 Contracted orthodontic activity (UOA)	0
Carry forward orthodontic activity (UOA)	0
Baseline contract value	£264,019.59

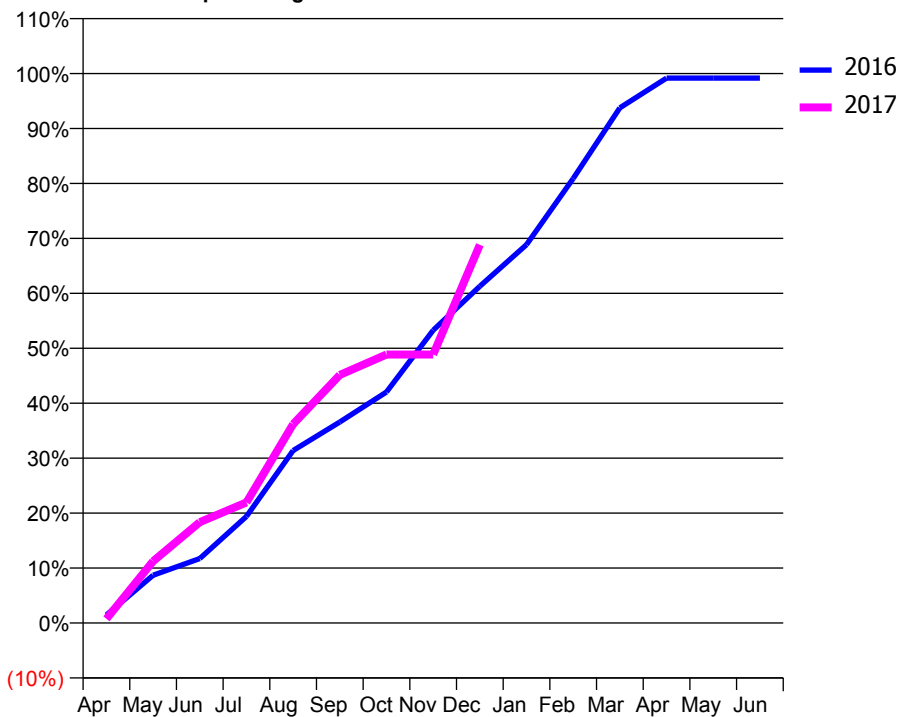
ACCESS*

Patients seen in 24 months	Total	Change since previous quarter
Quarter ending December 2015	4,609	
Quarter ending March 2016	4,955	↑
Quarter ending June 2016	5,046	→
Quarter ending September 2016	5,217	↑
Quarter ending December 2016	5,280	→
Variance since December 2015	14.6%	↑



ACTIVITY

Cumulative percentage of contracted UDA delivered 2016 & 2017



Month	Adjusted Scheduled Activity (UDA)	
	2016	2017
April	175	91
May	1,033	1,335
June	1,395	2,180
July	2,306	2,607
August	3,731	4,300
September	4,345	5,365
October	4,995	5,804
November	6,330	5,804
December	7,282	8,179
January	8,181	
February	9,611	
March	11,138	
April	11,782	
May	11,781	
June	11,782	

QUALITY

	Quantity	Base Number	Contract	AT	Region	England
% of FP17s for the same patient ID Re-attending within 3 months - Children	96	1,273	7.5%	9.9%	11.9%	12.4%
% of FP17s for the same patient ID Re-attending within 3 months - Adults	516	3,534	14.6%	15.8%	16.5%	16.6%
% of FP17s for the same patient ID Re-attending between 3 & 9 months - Children	640	1,273	50.3%	59.0%	60.2%	57.5%
% of FP17s for the same patient ID Re-attending between 3 & 9 months - Adults	1,505	3,534	42.6%	51.0%	52.0%	50.4%
% of FP17s for Band 1 Urgent Courses	351	3,751	9.4%	9.5%	9.5%	9.1%
% of FP17s Relating to Free Repair or Replacements	51	3,751	1.4%	0.6%	0.7%	0.8%
% of FP17s Relating to Continuations	25	3,751	0.7%	1.1%	1.2%	1.3%
% of Patients satisfied with the dentistry they have received	6	6	N/A	92.5%	92.9%	92.7%
% of Patients satisfied with the time they had to wait for an appointment	6	6	N/A	89.3%	88.8%	88.8%

* This is based on patients treated on this contract for their most recent course of treatment. Figures in italics indicate the base number of FP17s or Patient Questionnaire responses are less than 100. N/A is shown where the base number of responses is less than 10 during the period. % is calculated as Quantity/Base number*100

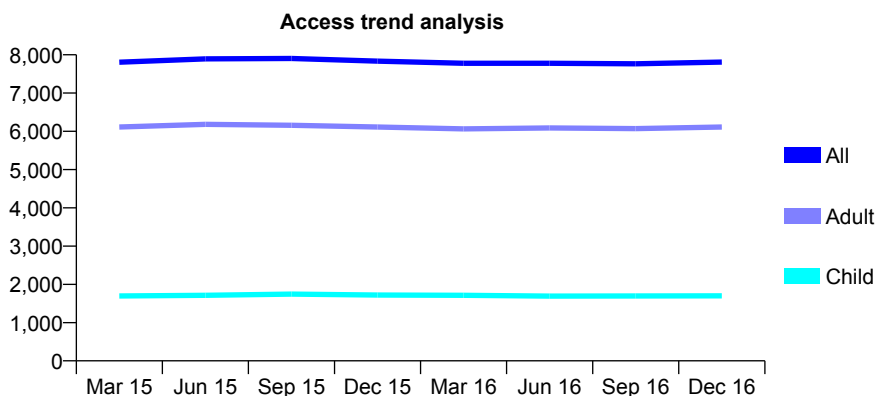
Q68 - Vital Signs At a Glance Contract Report for 274410/0001 - December 2016

Name or company name	MR HM PATEL
Contract type name	GDS Contract
Purpose of contract	General
Contract start date	01/04/2008
Contract end date	

16/17 Contracted general activity (UDA)	18,808
Carry forward general activity (UDA)	649
16/17 Contracted orthodontic activity (UOA)	0
Carry forward orthodontic activity (UOA)	0
Baseline contract value	£489,960.03

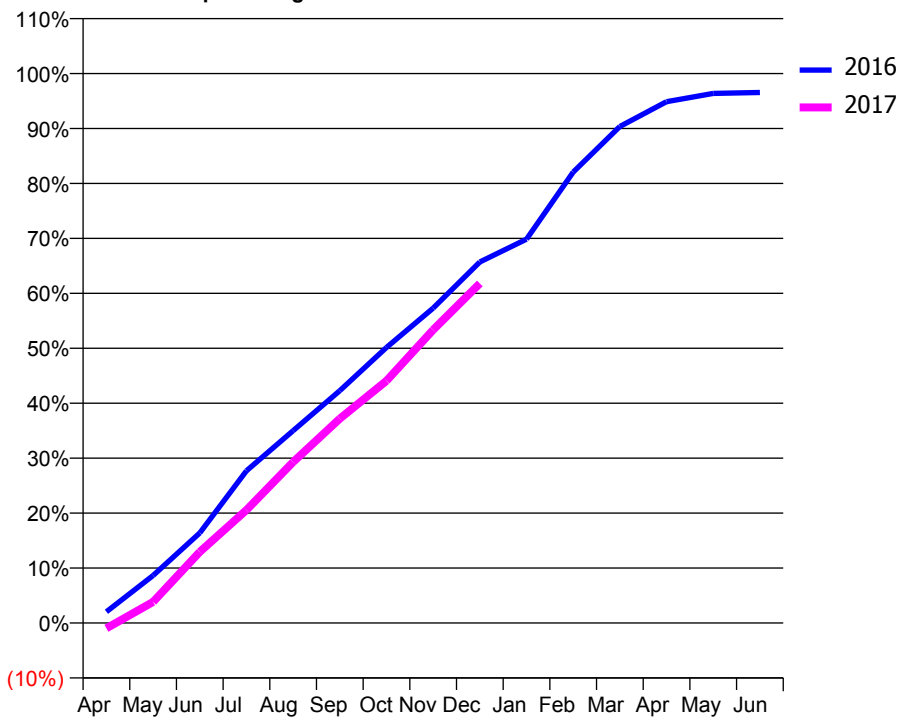
ACCESS*

Patients seen in 24 months	Total	Change since previous quarter
Quarter ending December 2015	7,833	
Quarter ending March 2016	7,777	→
Quarter ending June 2016	7,780	→
Quarter ending September 2016	7,766	→
Quarter ending December 2016	7,810	→
Variance since December 2015	(0.3%)	→



ACTIVITY

Cumulative percentage of contracted UDA delivered 2016 & 2017



Month	Adjusted Scheduled Activity (UDA)	
	2016	2017
April	387	-184
May	1,628	725
June	3,082	2,435
July	5,209	3,868
August	6,582	5,513
September	7,954	6,996
October	9,434	8,292
November	10,779	10,033
December	12,357	11,623
January	13,139	
February	15,435	
March	16,996	
April	17,845	
May	18,126	
June	18,159	

QUALITY

	Quantity	Base Number	Contract	AT	Region	England
% of FP17s for the same patient ID Re-attending within 3 months - Children	85	1,888	4.5%	9.9%	11.9%	12.4%
% of FP17s for the same patient ID Re-attending within 3 months - Adults	621	6,060	10.2%	15.8%	16.5%	16.6%
% of FP17s for the same patient ID Re-attending between 3 & 9 months - Children	1,195	1,888	63.3%	59.0%	60.2%	57.5%
% of FP17s for the same patient ID Re-attending between 3 & 9 months - Adults	3,560	6,060	58.7%	51.0%	52.0%	50.4%
% of FP17s for Band 1 Urgent Courses	589	7,473	7.9%	9.5%	9.5%	9.1%
% of FP17s Relating to Free Repair or Replacements	40	7,473	0.5%	0.6%	0.7%	0.8%
% of FP17s Relating to Continuations	41	7,473	0.5%	1.1%	1.2%	1.3%
% of Patients satisfied with the dentistry they have received	10	12	83.3%	92.5%	92.9%	92.7%
% of Patients satisfied with the time they had to wait for an appointment	11	12	91.7%	89.3%	88.8%	88.8%

* This is based on patients treated on this contract for their most recent course of treatment. Figures in italics indicate the base number of FP17s or Patient Questionnaire responses are less than 100. N/A is shown where the base number of responses is less than 10 during the period. % is calculated as Quantity/Base number*100

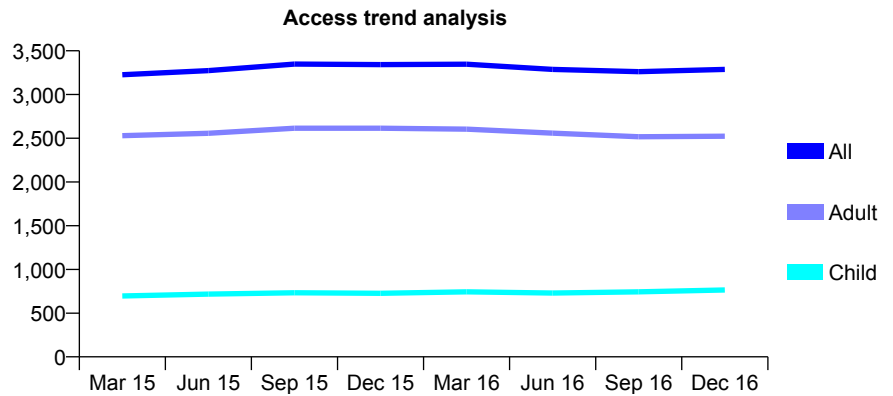
Q68 - Vital Signs At a Glance Contract Report for 275042/0001 - December 2016

Name or company name	MR MR TAKHAYORI
Contract type name	GDS Contract
Purpose of contract	General
Contract start date	01/04/2006
Contract end date	

16/17 Contracted general activity (UDA)	10,916
Carry forward general activity (UDA)	-128
16/17 Contracted orthodontic activity (UOA)	0
Carry forward orthodontic activity (UOA)	0
Baseline contract value	£320,819.62

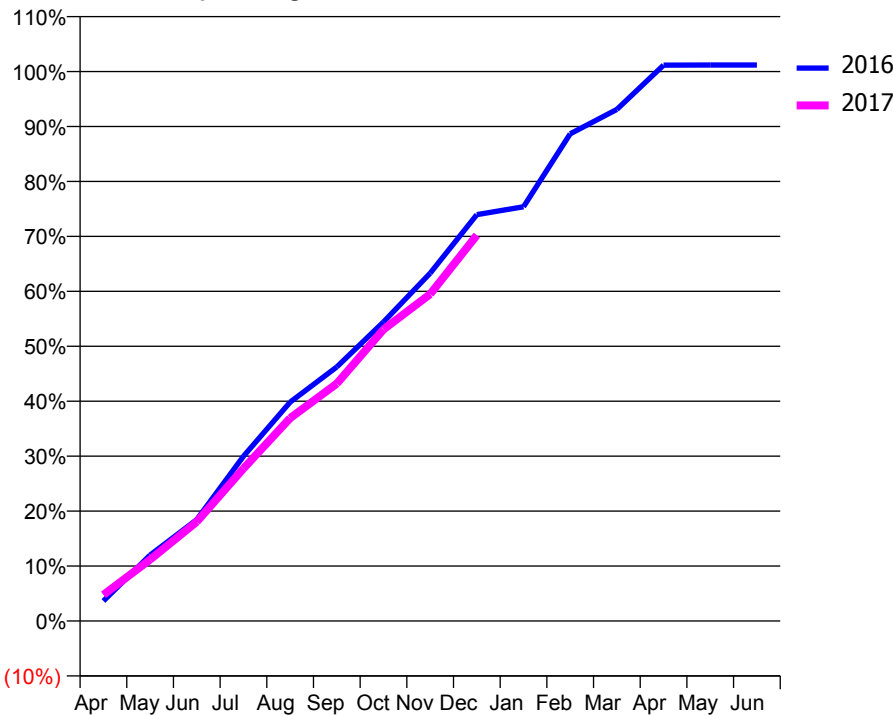
ACCESS*

Patients seen in 24 months	Total	Change since previous quarter
Quarter ending December 2015	3,342	
Quarter ending March 2016	3,347	→
Quarter ending June 2016	3,288	↓
Quarter ending September 2016	3,261	→
Quarter ending December 2016	3,288	→
Variance since December 2015	(1.6%)	↓



ACTIVITY

Cumulative percentage of contracted UDA delivered 2016 & 2017



Month	Adjusted Scheduled Activity (UDA)	
	2016	2017
April	398	519
May	1,309	1,220
June	2,014	1,972
July	3,272	3,030
August	4,348	4,031
September	5,049	4,717
October	5,941	5,791
November	6,910	6,495
December	8,072	7,664
January	8,228	
February	9,679	
March	10,164	
April	11,041	
May	11,044	
June	11,044	

QUALITY

	Quantity	Base Number	Contract	AT	Region	England
% of FP17s for the same patient ID Re-attending within 3 months - Children	88	831	10.6%	9.9%	11.9%	12.4%
% of FP17s for the same patient ID Re-attending within 3 months - Adults	578	2,685	21.5%	15.8%	16.5%	16.6%
% of FP17s for the same patient ID Re-attending between 3 & 9 months - Children	389	831	46.8%	59.0%	60.2%	57.5%
% of FP17s for the same patient ID Re-attending between 3 & 9 months - Adults	1,110	2,685	41.3%	51.0%	52.0%	50.4%
% of FP17s for Band 1 Urgent Courses	540	3,119	17.3%	9.5%	9.5%	9.1%
% of FP17s Relating to Free Repair or Replacements	14	3,119	0.4%	0.6%	0.7%	0.8%
% of FP17s Relating to Continuations	15	3,119	0.5%	1.1%	1.2%	1.3%
% of Patients satisfied with the dentistry they have received	5	6	N/A	92.5%	92.9%	92.7%
% of Patients satisfied with the time they had to wait for an appointment	6	6	N/A	89.3%	88.8%	88.8%

* This is based on patients treated on this contract for their most recent course of treatment. Figures in italics indicate the base number of FP17s or Patient Questionnaire responses are less than 100. N/A is shown where the base number of responses is less than 10 during the period. % is calculated as Quantity/Base number*100

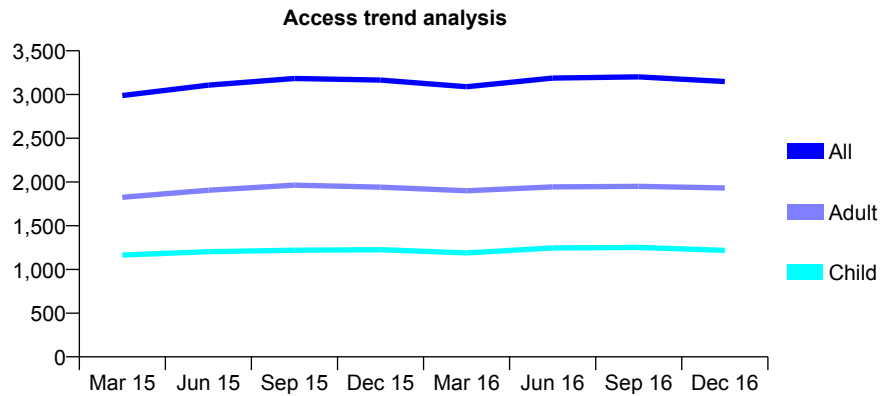
Q68 - Vital Signs At a Glance Contract Report for 287741/0001 - December 2016

Name or company name	MISS T MOTALLEB ZADEH
Contract type name	GDS Contract
Purpose of contract	General
Contract start date	01/11/2010
Contract end date	

16/17 Contracted general activity (UDA)	6,974
Carry forward general activity (UDA)	-139
16/17 Contracted orthodontic activity (UOA)	0
Carry forward orthodontic activity (UOA)	0
Baseline contract value	£176,131.90

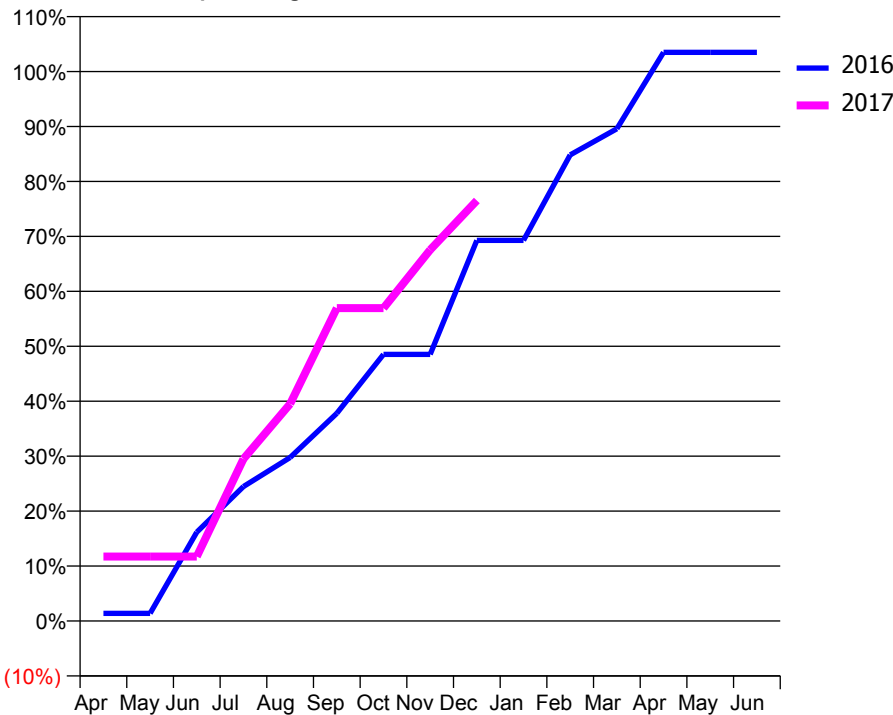
ACCESS*

Patients seen in 24 months	Total	Change since previous quarter
Quarter ending December 2015	3,166	
Quarter ending March 2016	3,089	↓
Quarter ending June 2016	3,188	↑
Quarter ending September 2016	3,202	→
Quarter ending December 2016	3,149	↓
Variance since December 2015	(0.5%)	→



ACTIVITY

Cumulative percentage of contracted UDA delivered 2016 & 2017



Month	Adjusted Scheduled Activity (UDA)	
	2016	2017
April	98	818
May	98	818
June	1,128	818
July	1,707	2,056
August	2,075	2,756
September	2,635	3,971
October	3,383	3,971
November	3,383	4,711
December	4,830	5,337
January	4,830	
February	5,916	
March	6,248	
April	7,217	
May	7,217	
June	7,217	

QUALITY

	Quantity	Base Number	Contract	AT	Region	England
% of FP17s for the same patient ID Re-attending within 3 months - Children	174	1,611	10.8%	9.9%	11.9%	12.4%
% of FP17s for the same patient ID Re-attending within 3 months - Adults	434	2,281	19.0%	15.8%	16.5%	16.6%
% of FP17s for the same patient ID Re-attending between 3 & 9 months - Children	1,030	1,611	63.9%	59.0%	60.2%	57.5%
% of FP17s for the same patient ID Re-attending between 3 & 9 months - Adults	1,285	2,281	56.3%	51.0%	52.0%	50.4%
% of FP17s for Band 1 Urgent Courses	247	2,819	8.8%	9.5%	9.5%	9.1%
% of FP17s Relating to Free Repair or Replacements	7	2,819	0.2%	0.6%	0.7%	0.8%
% of FP17s Relating to Continuations	3	2,819	0.1%	1.1%	1.2%	1.3%
% of Patients satisfied with the dentistry they have received	1	1	N/A	92.5%	92.9%	92.7%
% of Patients satisfied with the time they had to wait for an appointment	1	1	N/A	89.3%	88.8%	88.8%

* This is based on patients treated on this contract for their most recent course of treatment. Figures in italics indicate the base number of FP17s or Patient Questionnaire responses are less than 100. N/A is shown where the base number of responses is less than 10 during the period. % is calculated as Quantity/Base number*100

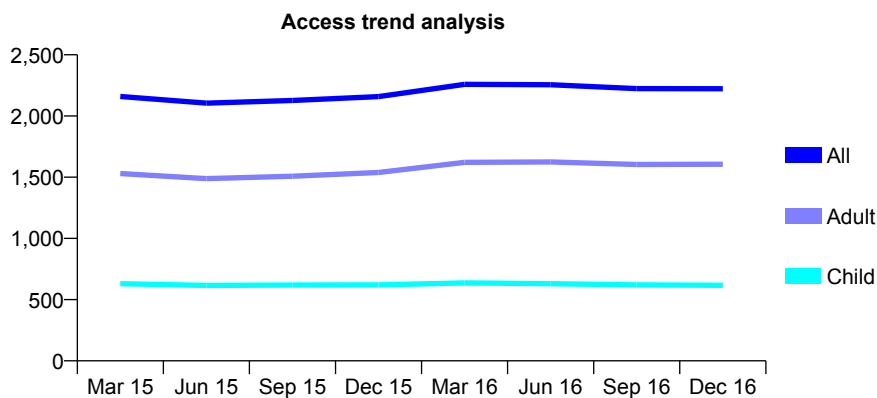
Q68 - Vital Signs At a Glance Contract Report for 296341/0001 - December 2016

Name or company name	MR AP FENECH
Contract type name	GDS Contract
Purpose of contract	General
Contract start date	01/04/2013
Contract end date	

16/17 Contracted general activity (UDA)	7,083
Carry forward general activity (UDA)	21
16/17 Contracted orthodontic activity (UOA)	0
Carry forward orthodontic activity (UOA)	0
Baseline contract value	£178,980.67

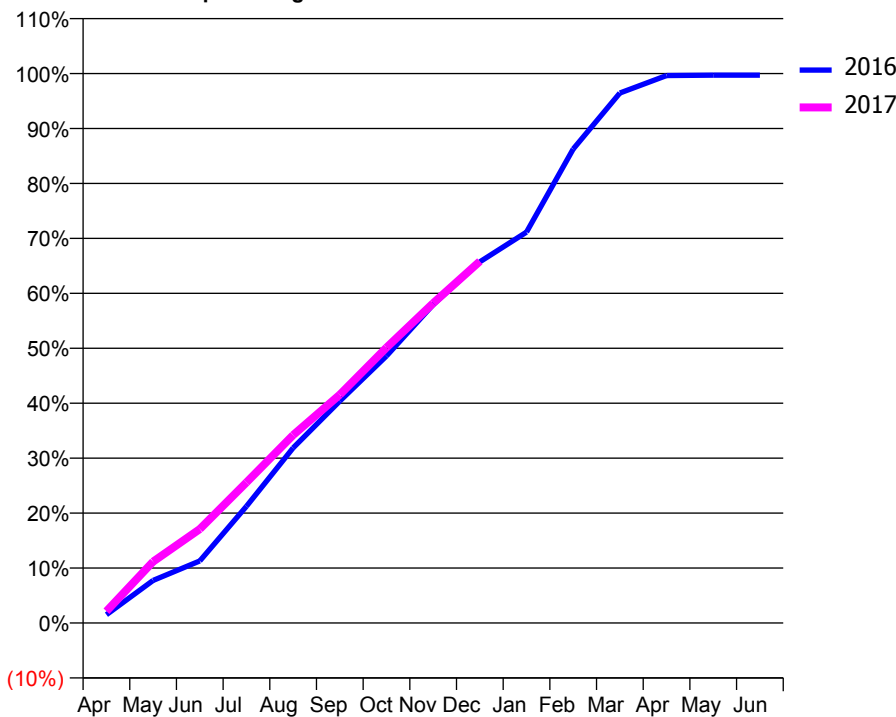
ACCESS*

Patients seen in 24 months	Total	Change since previous quarter
Quarter ending December 2015	2,159	
Quarter ending March 2016	2,259	↑
Quarter ending June 2016	2,255	→
Quarter ending September 2016	2,224	↓
Quarter ending December 2016	2,223	→
Variance since December 2015	3.0%	↑



ACTIVITY

Cumulative percentage of contracted UDA delivered 2016 & 2017



Month	Adjusted Scheduled Activity (UDA)	
	2016	2017
April	107	151
May	548	792
June	801	1,211
July	1,504	1,813
August	2,258	2,423
September	2,861	2,943
October	3,441	3,550
November	4,104	4,123
December	4,656	4,663
January	5,039	
February	6,110	
March	6,832	
April	7,057	
May	7,062	
June	7,062	

QUALITY

	Quantity	Base Number	Contract	AT	Region	England
% of FP17s for the same patient ID Re-attending within 3 months - Children	39	669	5.8%	9.9%	11.9%	12.4%
% of FP17s for the same patient ID Re-attending within 3 months - Adults	281	1,765	15.9%	15.8%	16.5%	16.6%
% of FP17s for the same patient ID Re-attending between 3 & 9 months - Children	443	669	66.2%	59.0%	60.2%	57.5%
% of FP17s for the same patient ID Re-attending between 3 & 9 months - Adults	1,100	1,765	62.3%	51.0%	52.0%	50.4%
% of FP17s for Band 1 Urgent Courses	219	2,322	9.4%	9.5%	9.5%	9.1%
% of FP17s Relating to Free Repair or Replacements	19	2,322	0.8%	0.6%	0.7%	0.8%
% of FP17s Relating to Continuations	42	2,322	1.8%	1.1%	1.2%	1.3%
% of Patients satisfied with the dentistry they have received	2	2	N/A	92.5%	92.9%	92.7%
% of Patients satisfied with the time they had to wait for an appointment	2	2	N/A	89.3%	88.8%	88.8%

* This is based on patients treated on this contract for their most recent course of treatment. Figures in italics indicate the base number of FP17s or Patient Questionnaire responses are less than 100. N/A is shown where the base number of responses is less than 10 during the period. % is calculated as Quantity/Base number*100

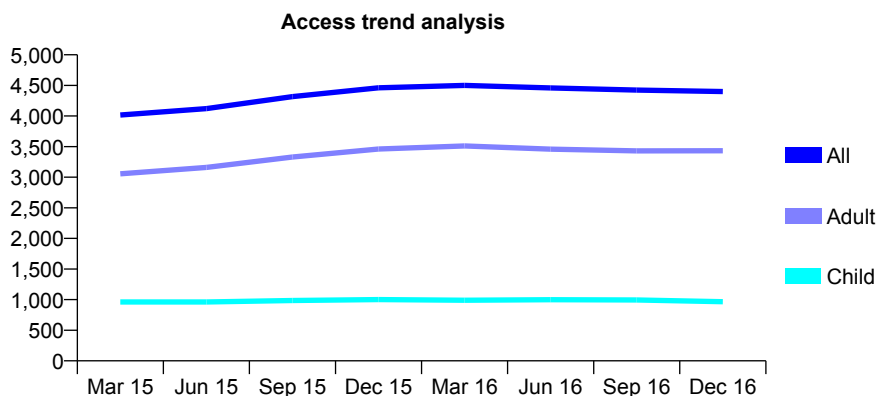
Q68 - Vital Signs At a Glance Contract Report for 297674/0001 - December 2016

Name or company name	MR SR PATEL
Contract type name	GDS Contract
Purpose of contract	General
Contract start date	25/12/2013
Contract end date	

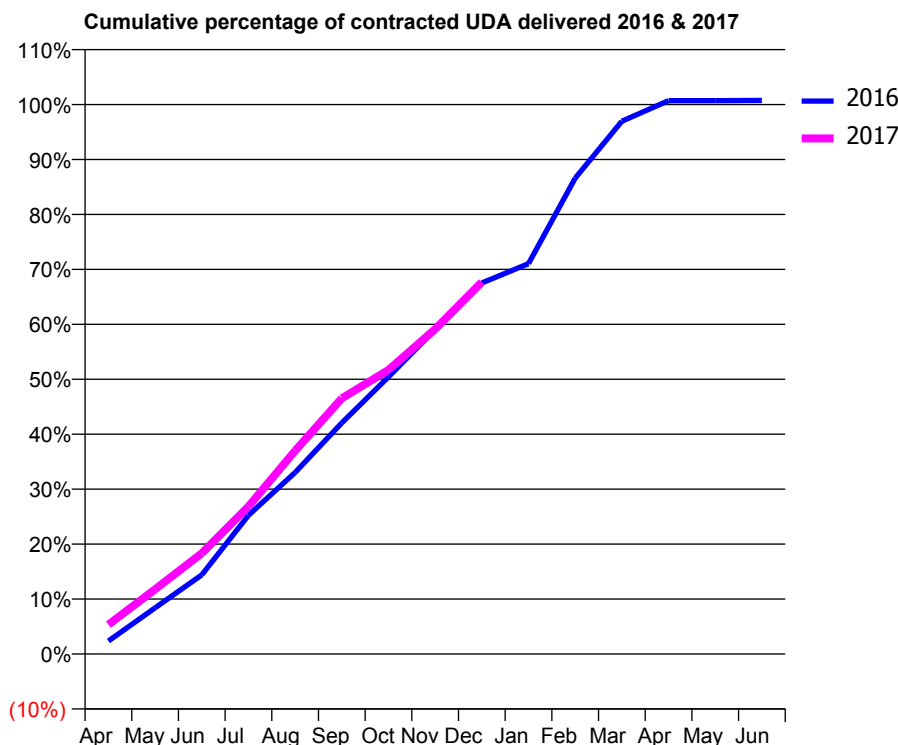
16/17 Contracted general activity (UDA)	14,000
Carry forward general activity (UDA)	-104
16/17 Contracted orthodontic activity (UOA)	0
Carry forward orthodontic activity (UOA)	0
Baseline contract value	£342,008.72

ACCESS*

Patients seen in 24 months	Total	Change since previous quarter
Quarter ending December 2015	4,461	
Quarter ending March 2016	4,500	→
Quarter ending June 2016	4,458	→
Quarter ending September 2016	4,424	→
Quarter ending December 2016	4,399	→
Variance since December 2015	(1.4%)	↓



ACTIVITY



Month	Adjusted Scheduled Activity (UDA)	
	2016	2017
April	330	750
May	1,176	1,649
June	2,017	2,568
July	3,536	3,760
August	4,624	5,179
September	5,891	6,514
October	7,061	7,237
November	8,263	8,278
December	9,452	9,477
January	9,946	
February	12,123	
March	13,574	
April	14,097	
May	14,098	
June	14,104	

QUALITY

	Quantity	Base Number	Contract	AT	Region	England
% of FP17s for the same patient ID Re-attending within 3 months - Children	98	1,246	7.9%	9.9%	11.9%	12.4%
% of FP17s for the same patient ID Re-attending within 3 months - Adults	532	3,959	13.4%	15.8%	16.5%	16.6%
% of FP17s for the same patient ID Re-attending between 3 & 9 months - Children	820	1,246	65.8%	59.0%	60.2%	57.5%
% of FP17s for the same patient ID Re-attending between 3 & 9 months - Adults	2,610	3,959	65.9%	51.0%	52.0%	50.4%
% of FP17s for Band 1 Urgent Courses	249	4,977	5.0%	9.5%	9.5%	9.1%
% of FP17s Relating to Free Repair or Replacements	38	4,977	0.8%	0.6%	0.7%	0.8%
% of FP17s Relating to Continuations	31	4,977	0.6%	1.1%	1.2%	1.3%
% of Patients satisfied with the dentistry they have received	9	9	N/A	92.5%	92.9%	92.7%
% of Patients satisfied with the time they had to wait for an appointment	9	9	N/A	89.3%	88.8%	88.8%

* This is based on patients treated on this contract for their most recent course of treatment. Figures in italics indicate the base number of FP17s or Patient Questionnaire responses are less than 100. N/A is shown where the base number of responses is less than 10 during the period. % is calculated as Quantity/Base number*100

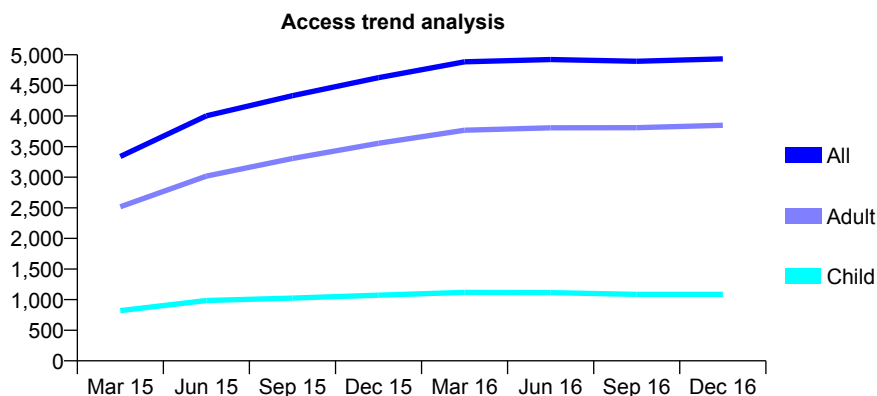
Q68 - Vital Signs At a Glance Contract Report for 298212/0001 - December 2016

Name or company name	MR MS CHABRA
Contract type name	GDS Contract
Purpose of contract	General
Contract start date	01/05/2014
Contract end date	

16/17 Contracted general activity (UDA)	14,307
Carry forward general activity (UDA)	-51
16/17 Contracted orthodontic activity (UOA)	0
Carry forward orthodontic activity (UOA)	0
Baseline contract value	£387,767.43

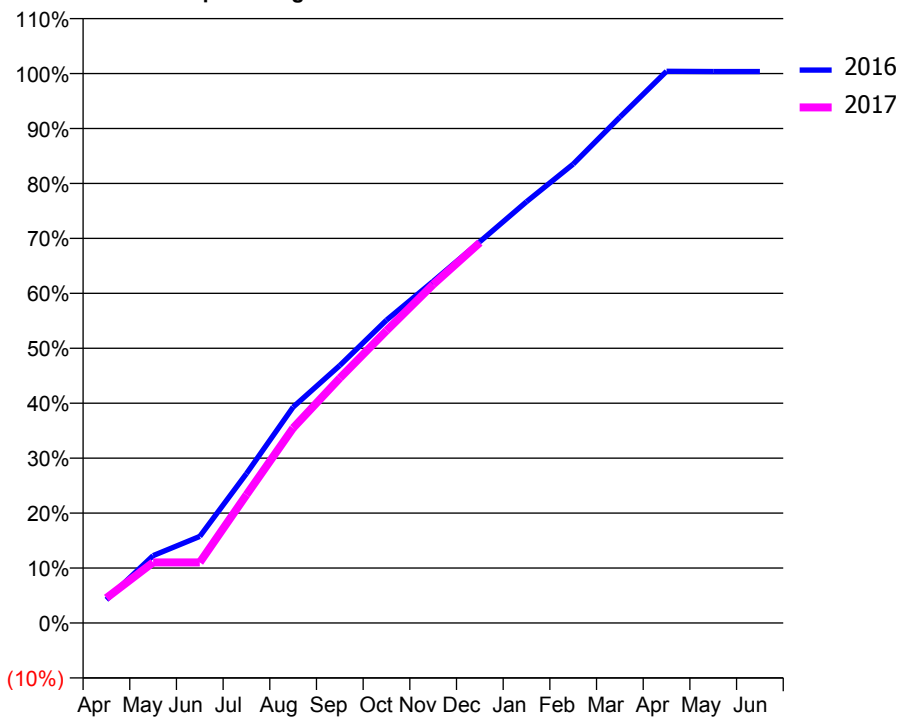
ACCESS*

Patients seen in 24 months	Total	Change since previous quarter
Quarter ending December 2015	4,627	
Quarter ending March 2016	4,886	↑
Quarter ending June 2016	4,922	→
Quarter ending September 2016	4,894	→
Quarter ending December 2016	4,934	→
Variance since December 2015	6.6%	↑



ACTIVITY

Cumulative percentage of contracted UDA delivered 2016 & 2017



Month	Adjusted Scheduled Activity (UDA)	
	2016	2017
April	606	652
May	1,754	1,577
June	2,256	1,577
July	3,891	3,339
August	5,621	5,079
September	6,706	6,376
October	7,886	7,611
November	8,896	8,814
December	9,927	9,904
January	10,970	
February	11,949	
March	13,172	
April	14,366	
May	14,358	
June	14,358	

QUALITY

	Quantity	Base Number	Contract	AT	Region	England
% of FP17s for the same patient ID Re-attending within 3 months - Children	111	1,259	8.8%	9.9%	11.9%	12.4%
% of FP17s for the same patient ID Re-attending within 3 months - Adults	816	4,080	20.0%	15.8%	16.5%	16.6%
% of FP17s for the same patient ID Re-attending between 3 & 9 months - Children	667	1,259	53.0%	59.0%	60.2%	57.5%
% of FP17s for the same patient ID Re-attending between 3 & 9 months - Adults	1,571	4,080	38.5%	51.0%	52.0%	50.4%
% of FP17s for Band 1 Urgent Courses	703	4,773	14.7%	9.5%	9.5%	9.1%
% of FP17s Relating to Free Repair or Replacements	58	4,773	1.2%	0.6%	0.7%	0.8%
% of FP17s Relating to Continuations	17	4,773	0.4%	1.1%	1.2%	1.3%
% of Patients satisfied with the dentistry they have received	3	5	N/A	92.5%	92.9%	92.7%
% of Patients satisfied with the time they had to wait for an appointment	3	5	N/A	89.3%	88.8%	88.8%

* This is based on patients treated on this contract for their most recent course of treatment. Figures in italics indicate the base number of FP17s or Patient Questionnaire responses are less than 100. N/A is shown where the base number of responses is less than 10 during the period. % is calculated as Quantity/Base number*100

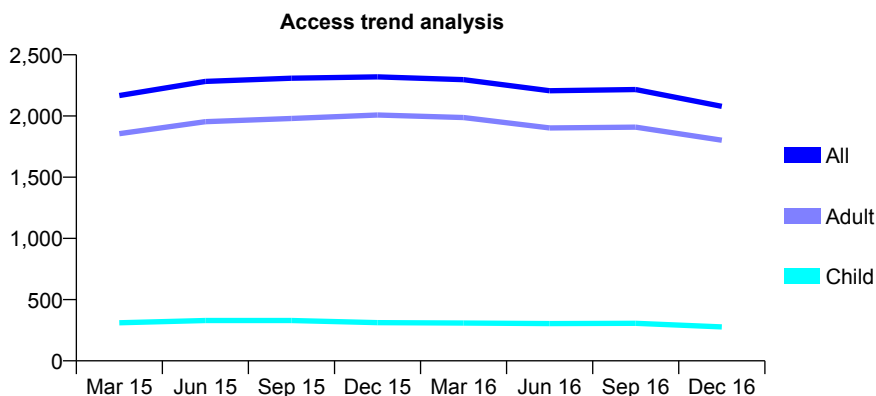
Q68 - Vital Signs At a Glance Contract Report for 301558/0002 - December 2016

Name or company name	MISS AA HOPKINS
Contract type name	GDS Contract
Purpose of contract	General
Contract start date	27/07/2013
Contract end date	

16/17 Contracted general activity (UDA)	8,500
Carry forward general activity (UDA)	0
16/17 Contracted orthodontic activity (UOA)	0
Carry forward orthodontic activity (UOA)	0
Baseline contract value	£174,788.80

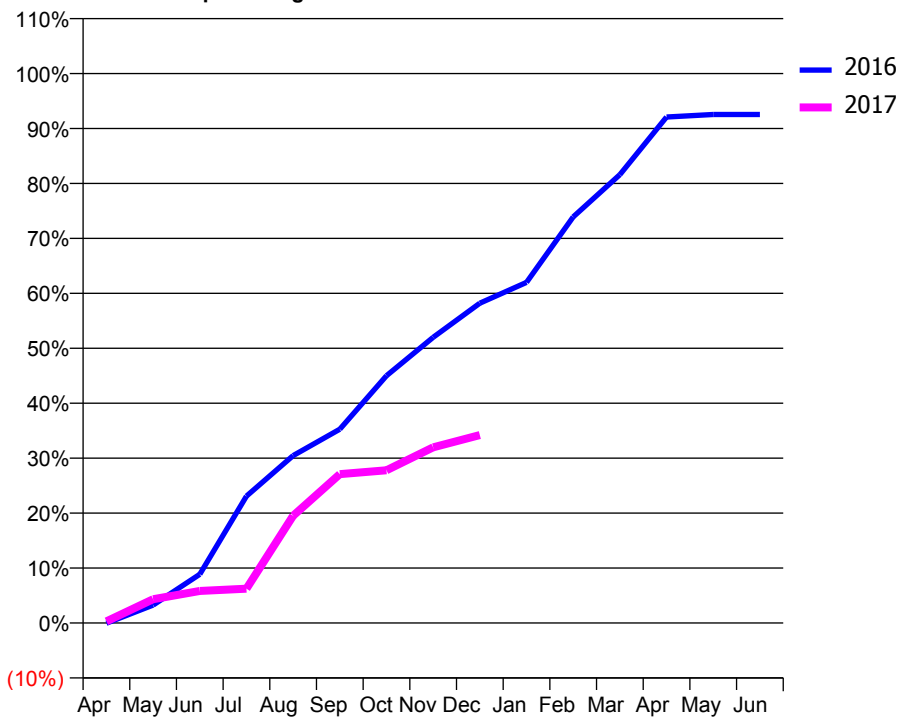
ACCESS*

Patients seen in 24 months	Total	Change since previous quarter
Quarter ending December 2015	2,320	
Quarter ending March 2016	2,297	→
Quarter ending June 2016	2,206	↓
Quarter ending September 2016	2,216	→
Quarter ending December 2016	2,079	↓
Variance since December 2015	(10.4%)	↓



ACTIVITY

Cumulative percentage of contracted UDA delivered 2016 & 2017



Adjusted Scheduled Activity (UDA)

Month	2016	2017
April	-5	25
May	277	369
June	755	496
July	1,963	531
August	2,589	1,659
September	2,998	2,303
October	3,826	2,363
November	4,420	2,718
December	4,948	2,907
January	5,269	
February	6,282	
March	6,935	
April	7,827	
May	7,865	
June	7,865	

QUALITY

	Quantity	Base Number	Contract	AT	Region	England
% of FP17s for the same patient ID Re-attending within 3 months - Children	10	169	5.9%	9.9%	11.9%	12.4%
% of FP17s for the same patient ID Re-attending within 3 months - Adults	313	1,313	23.8%	15.8%	16.5%	16.6%
% of FP17s for the same patient ID Re-attending between 3 & 9 months - Children	53	169	31.4%	59.0%	60.2%	57.5%
% of FP17s for the same patient ID Re-attending between 3 & 9 months - Adults	431	1,313	32.8%	51.0%	52.0%	50.4%
% of FP17s for Band 1 Urgent Courses	86	1,210	7.1%	9.5%	9.5%	9.1%
% of FP17s Relating to Free Repair or Replacements	27	1,210	2.2%	0.6%	0.7%	0.8%
% of FP17s Relating to Continuations	38	1,210	3.1%	1.1%	1.2%	1.3%
% of Patients satisfied with the dentistry they have received	1	1	N/A	92.5%	92.9%	92.7%
% of Patients satisfied with the time they had to wait for an appointment	1	1	N/A	89.3%	88.8%	88.8%

* This is based on patients treated on this contract for their most recent course of treatment. Figures in italics indicate the base number of FP17s or Patient Questionnaire responses are less than 100. N/A is shown where the base number of responses is less than 10 during the period. % is calculated as Quantity/Base number*100

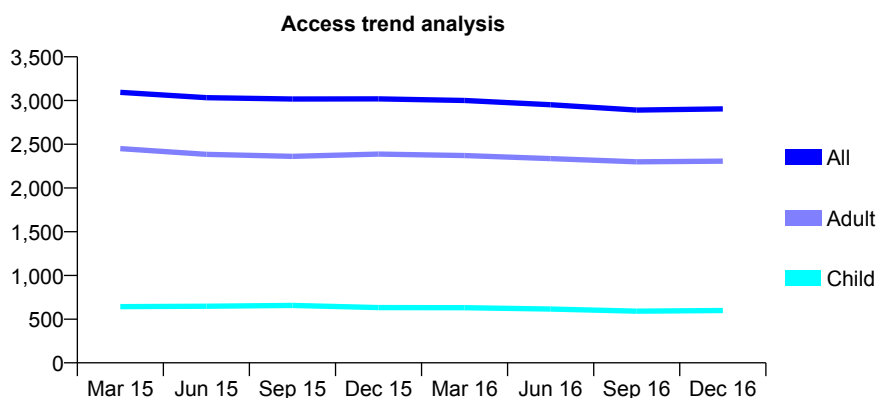
Q68 - Vital Signs At a Glance Contract Report for 302619/0001 - December 2016

Name or company name	MR RG EVANS
Contract type name	GDS Contract
Purpose of contract	General
Contract start date	01/04/2006
Contract end date	

16/17 Contracted general activity (UDA)	7,727
Carry forward general activity (UDA)	-155
16/17 Contracted orthodontic activity (UOA)	0
Carry forward orthodontic activity (UOA)	0
Baseline contract value	£195,487.51

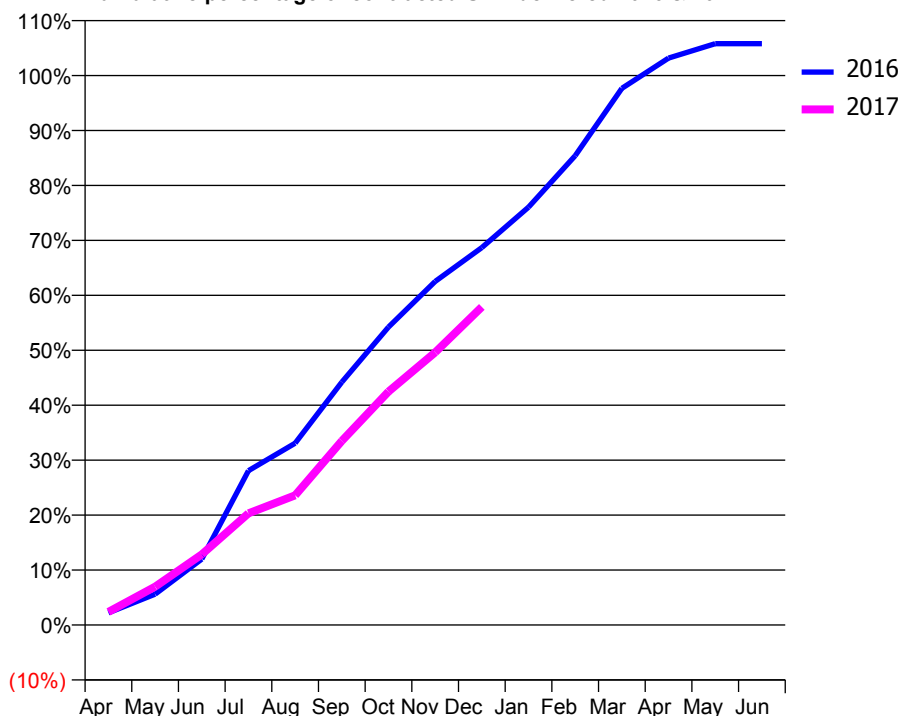
ACCESS*

Patients seen in 24 months	Total	Change since previous quarter
Quarter ending December 2015	3,019	
Quarter ending March 2016	3,001	→
Quarter ending June 2016	2,951	↓
Quarter ending September 2016	2,890	↓
Quarter ending December 2016	2,904	→
Variance since December 2015	(3.8%)	↓



ACTIVITY

Cumulative percentage of contracted UDA delivered 2016 & 2017



Month	Adjusted Scheduled Activity (UDA)	
	2016	2017
April	172	184
May	434	539
June	928	994
July	2,170	1,571
August	2,557	1,824
September	3,415	2,588
October	4,190	3,282
November	4,831	3,833
December	5,307	4,473
January	5,876	
February	6,599	
March	7,547	
April	7,972	
May	8,174	
June	8,174	

QUALITY

	Quantity	Base Number	Contract	AT	Region	England
% of FP17s for the same patient ID Re-attending within 3 months - Children	12	442	2.7%	9.9%	11.9%	12.4%
% of FP17s for the same patient ID Re-attending within 3 months - Adults	147	1,768	8.3%	15.8%	16.5%	16.6%
% of FP17s for the same patient ID Re-attending between 3 & 9 months - Children	200	442	45.2%	59.0%	60.2%	57.5%
% of FP17s for the same patient ID Re-attending between 3 & 9 months - Adults	842	1,768	47.6%	51.0%	52.0%	50.4%
% of FP17s for Band 1 Urgent Courses	26	1,932	1.3%	9.5%	9.5%	9.1%
% of FP17s Relating to Free Repair or Replacements	0	1,932	0.0%	0.6%	0.7%	0.8%
% of FP17s Relating to Continuations	0	1,932	0.0%	1.1%	1.2%	1.3%
% of Patients satisfied with the dentistry they have received	5	5	N/A	92.5%	92.9%	92.7%
% of Patients satisfied with the time they had to wait for an appointment	5	5	N/A	89.3%	88.8%	88.8%

* This is based on patients treated on this contract for their most recent course of treatment. Figures in italics indicate the base number of FP17s or Patient Questionnaire responses are less than 100. N/A is shown where the base number of responses is less than 10 during the period. % is calculated as Quantity/Base number*100

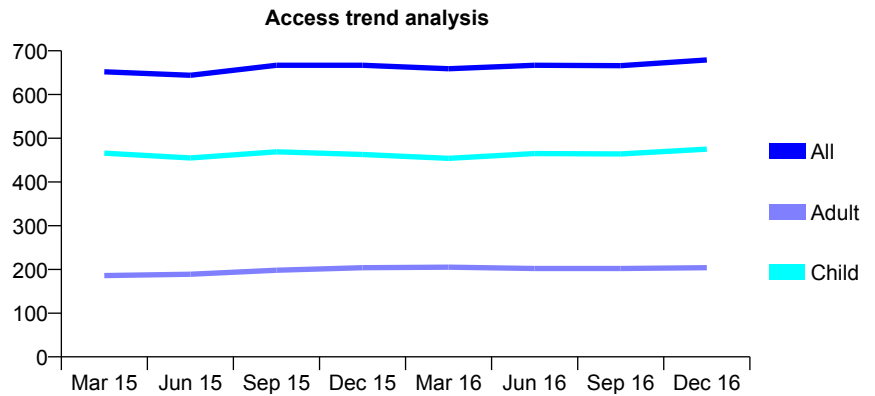
Q68 - Vital Signs At a Glance Contract Report for 307068/0001 - December 2016

Name or company name	MR TJ MCNULTY
Contract type name	GDS Contract
Purpose of contract	General
Contract start date	01/04/2006
Contract end date	

16/17 Contracted general activity (UDA)	750
Carry forward general activity (UDA)	-15
16/17 Contracted orthodontic activity (UOA)	0
Carry forward orthodontic activity (UOA)	0
Baseline contract value	£17,136.77

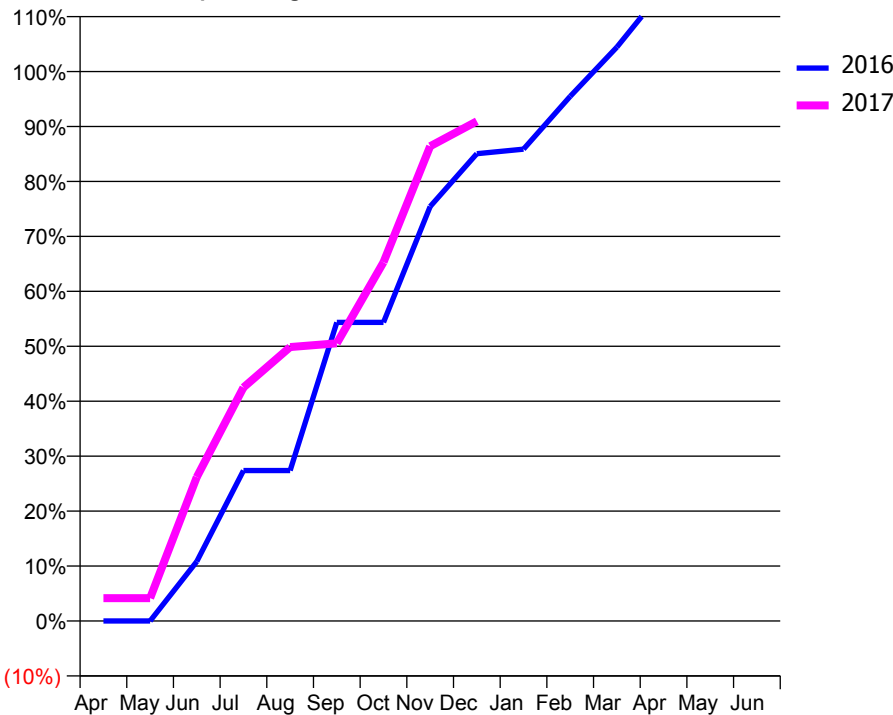
ACCESS*

Patients seen in 24 months	Total	Change since previous quarter
Quarter ending December 2015	667	
Quarter ending March 2016	659	↓
Quarter ending June 2016	667	→
Quarter ending September 2016	666	→
Quarter ending December 2016	679	→
Variance since December 2015	1.8%	→



ACTIVITY

Cumulative percentage of contracted UDA delivered 2016 & 2017



Month	Adjusted Scheduled Activity (UDA)	
	2016	2017
April	0	31
May	0	31
June	81	196
July	205	319
August	205	374
September	408	379
October	408	490
November	566	648
December	638	682
January	644	
February	716	
March	783	
April	862	
May	866	
June	878	

QUALITY

	Quantity	Base Number	Contract	AT	Region	England
% of FP17s for the same patient ID Re-attending within 3 months - Children	16	459	3.5%	9.9%	11.9%	12.4%
% of FP17s for the same patient ID Re-attending within 3 months - Adults	1	117	0.9%	15.8%	16.5%	16.6%
% of FP17s for the same patient ID Re-attending between 3 & 9 months - Children	270	459	58.8%	59.0%	60.2%	57.5%
% of FP17s for the same patient ID Re-attending between 3 & 9 months - Adults	37	117	31.6%	51.0%	52.0%	50.4%
% of FP17s for Band 1 Urgent Courses	10	484	2.1%	9.5%	9.5%	9.1%
% of FP17s Relating to Free Repair or Replacements	0	484	0.0%	0.6%	0.7%	0.8%
% of FP17s Relating to Continuations	0	484	0.0%	1.1%	1.2%	1.3%
% of Patients satisfied with the dentistry they have received	0	0	N/A	92.5%	92.9%	92.7%
% of Patients satisfied with the time they had to wait for an appointment	0	0	N/A	89.3%	88.8%	88.8%

* This is based on patients treated on this contract for their most recent course of treatment. Figures in italics indicate the base number of FP17s or Patient Questionnaire responses are less than 100. N/A is shown where the base number of responses is less than 10 during the period. % is calculated as Quantity/Base number*100

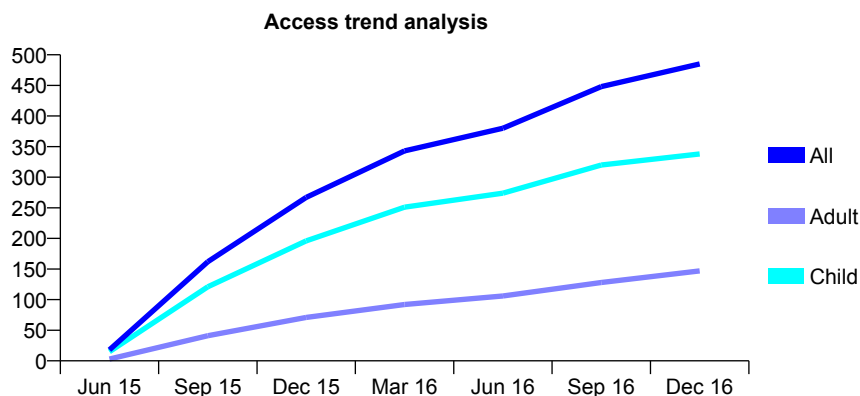
Q68 - Vital Signs At a Glance Contract Report for 308129/0003 - December 2016

Name or company name	Nina Jadidi and Roger Pulley
Contract type name	GDS Contract
Purpose of contract	General
Contract start date	26/05/2015
Contract end date	

16/17 Contracted general activity (UDA)	1,014
Carry forward general activity (UDA)	-15
16/17 Contracted orthodontic activity (UOA)	0
Carry forward orthodontic activity (UOA)	0
Baseline contract value	£25,031.77

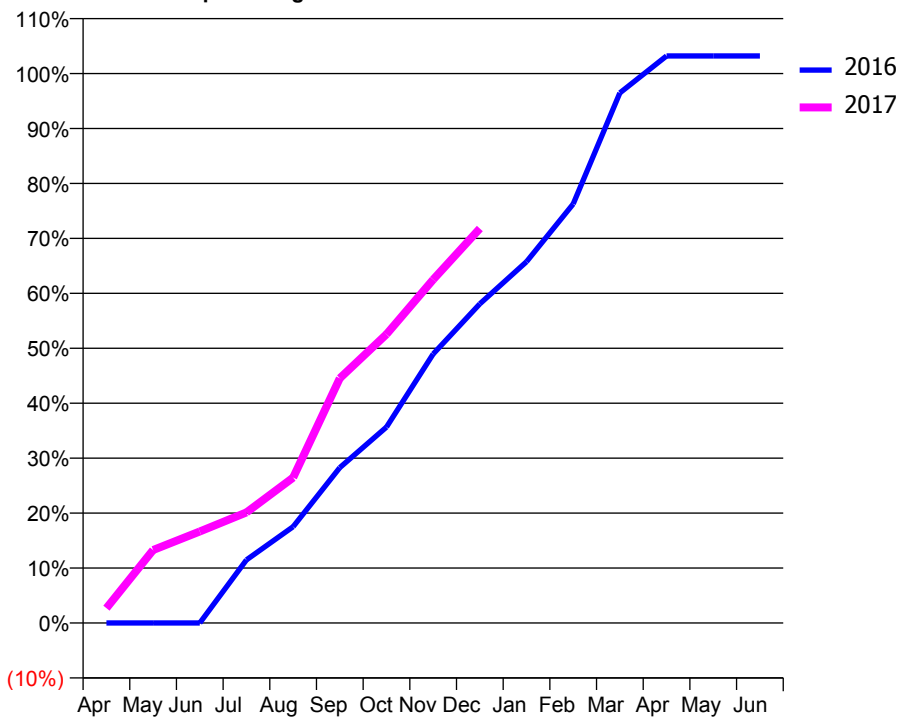
ACCESS*

Patients seen in 24 months	Total	Change since previous quarter
Quarter ending December 2015	267	
Quarter ending March 2016	343	↑
Quarter ending June 2016	380	↑
Quarter ending September 2016	448	↑
Quarter ending December 2016	485	↑
Variance since December 2015	81.6%	↑



ACTIVITY

Cumulative percentage of contracted UDA delivered 2016 & 2017



Adjusted Scheduled Activity (UDA)

Month	2016	2017
April	0	27
May	0	135
June	0	169
July	99	204
August	151	268
September	244	452
October	307	533
November	422	634
December	500	728
January	566	
February	657	
March	831	
April	889	
May	889	
June	889	

QUALITY

	Quantity	Base Number	Contract	AT	Region	England
% of FP17s for the same patient ID Re-attending within 3 months - Children	20	342	5.8%	9.9%	11.9%	12.4%
% of FP17s for the same patient ID Re-attending within 3 months - Adults	9	114	7.9%	15.8%	16.5%	16.6%
% of FP17s for the same patient ID Re-attending between 3 & 9 months - Children	168	342	49.1%	59.0%	60.2%	57.5%
% of FP17s for the same patient ID Re-attending between 3 & 9 months - Adults	32	114	28.1%	51.0%	52.0%	50.4%
% of FP17s for Band 1 Urgent Courses	20	423	4.7%	9.5%	9.5%	9.1%
% of FP17s Relating to Free Repair or Replacements	3	423	0.7%	0.6%	0.7%	0.8%
% of FP17s Relating to Continuations	3	423	0.7%	1.1%	1.2%	1.3%
% of Patients satisfied with the dentistry they have received	0	1	N/A	92.5%	92.9%	92.7%
% of Patients satisfied with the time they had to wait for an appointment	0	1	N/A	89.3%	88.8%	88.8%

* This is based on patients treated on this contract for their most recent course of treatment. Figures in italics indicate the base number of FP17s or Patient Questionnaire responses are less than 100. N/A is shown where the base number of responses is less than 10 during the period. % is calculated as Quantity/Base number*100

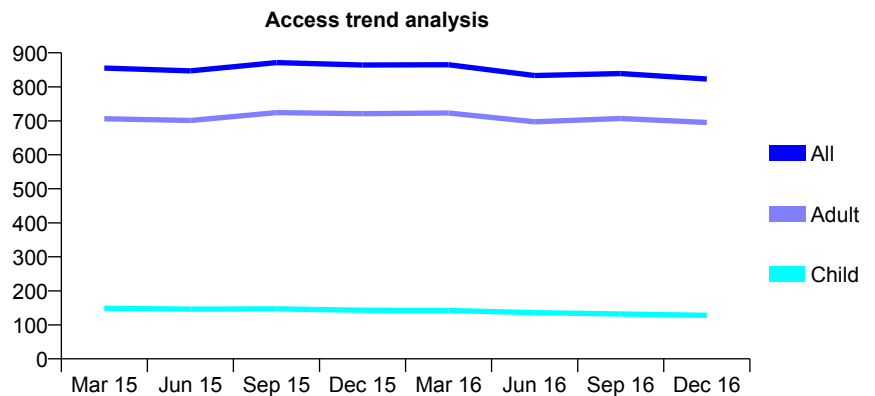
Q68 - Vital Signs At a Glance Contract Report for 309885/0001 - December 2016

Name or company name	MR DR KELLY
Contract type name	GDS Contract
Purpose of contract	General
Contract start date	01/04/2006
Contract end date	

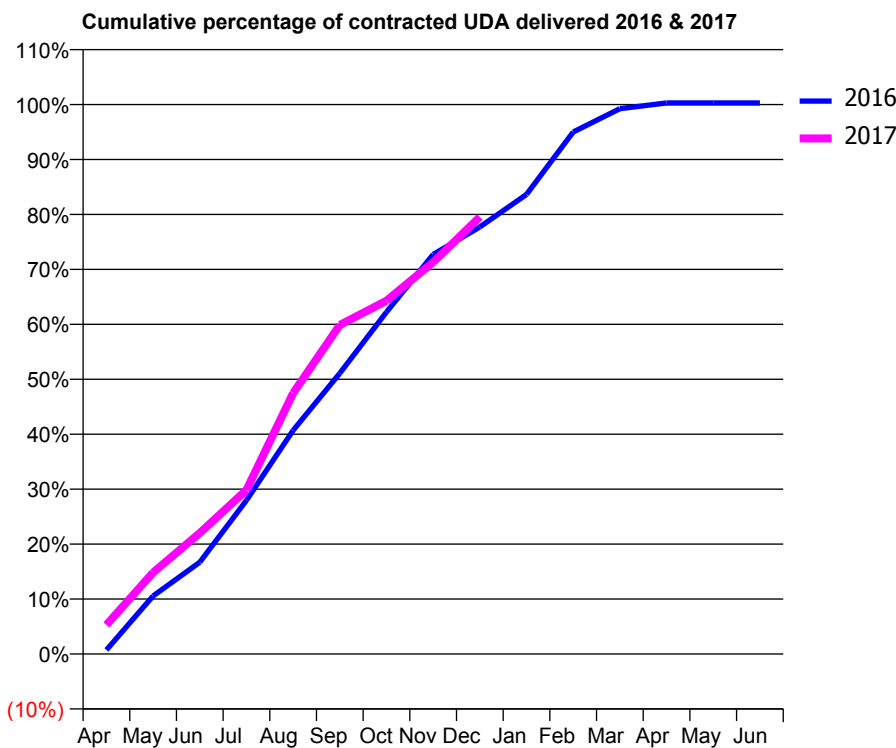
16/17 Contracted general activity (UDA)	2,193
Carry forward general activity (UDA)	-6
16/17 Contracted orthodontic activity (UOA)	0
Carry forward orthodontic activity (UOA)	0
Baseline contract value	£50,068.28

ACCESS*

Patients seen in 24 months	Total	Change since previous quarter
Quarter ending December 2015	864	
Quarter ending March 2016	865	→
Quarter ending June 2016	833	↓
Quarter ending September 2016	839	→
Quarter ending December 2016	823	↓
Variance since December 2015	(4.7%)	↓



ACTIVITY



Month	Adjusted Scheduled Activity (UDA)	
	2016	2017
April	16	116
May	232	325
June	366	483
July	613	655
August	893	1,041
September	1,121	1,313
October	1,365	1,410
November	1,595	1,564
December	1,704	1,744
January	1,834	
February	2,083	
March	2,176	
April	2,199	
May	2,199	
June	2,199	

QUALITY

	Quantity	Base Number	Contract	AT	Region	England
% of FP17s for the same patient ID Re-attending within 3 months - Children	14	146	9.6%	9.9%	11.9%	12.4%
% of FP17s for the same patient ID Re-attending within 3 months - Adults	78	761	10.2%	15.8%	16.5%	16.6%
% of FP17s for the same patient ID Re-attending between 3 & 9 months - Children	104	146	71.2%	59.0%	60.2%	57.5%
% of FP17s for the same patient ID Re-attending between 3 & 9 months - Adults	398	761	52.3%	51.0%	52.0%	50.4%
% of FP17s for Band 1 Urgent Courses	86	883	9.7%	9.5%	9.5%	9.1%
% of FP17s Relating to Free Repair or Replacements	0	883	0.0%	0.6%	0.7%	0.8%
% of FP17s Relating to Continuations	21	883	2.4%	1.1%	1.2%	1.3%
% of Patients satisfied with the dentistry they have received	1	1	N/A	92.5%	92.9%	92.7%
% of Patients satisfied with the time they had to wait for an appointment	1	1	N/A	89.3%	88.8%	88.8%

* This is based on patients treated on this contract for their most recent course of treatment. Figures in italics indicate the base number of FP17s or Patient Questionnaire responses are less than 100. N/A is shown where the base number of responses is less than 10 during the period. % is calculated as Quantity/Base number*100

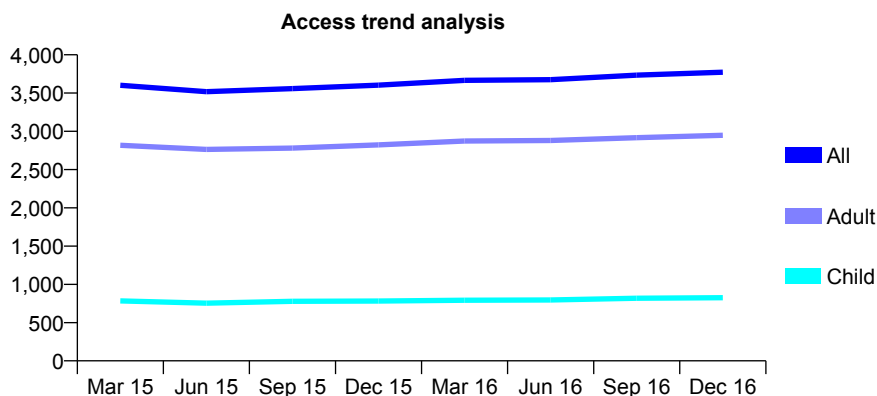
Q68 - Vital Signs At a Glance Contract Report for 318817/0001 - December 2016

Name or company name	MR CC POORE
Contract type name	GDS Contract
Purpose of contract	General
Contract start date	01/04/2006
Contract end date	

16/17 Contracted general activity (UDA)	9,903
Carry forward general activity (UDA)	-115
16/17 Contracted orthodontic activity (UOA)	0
Carry forward orthodontic activity (UOA)	0
Baseline contract value	£234,561.54

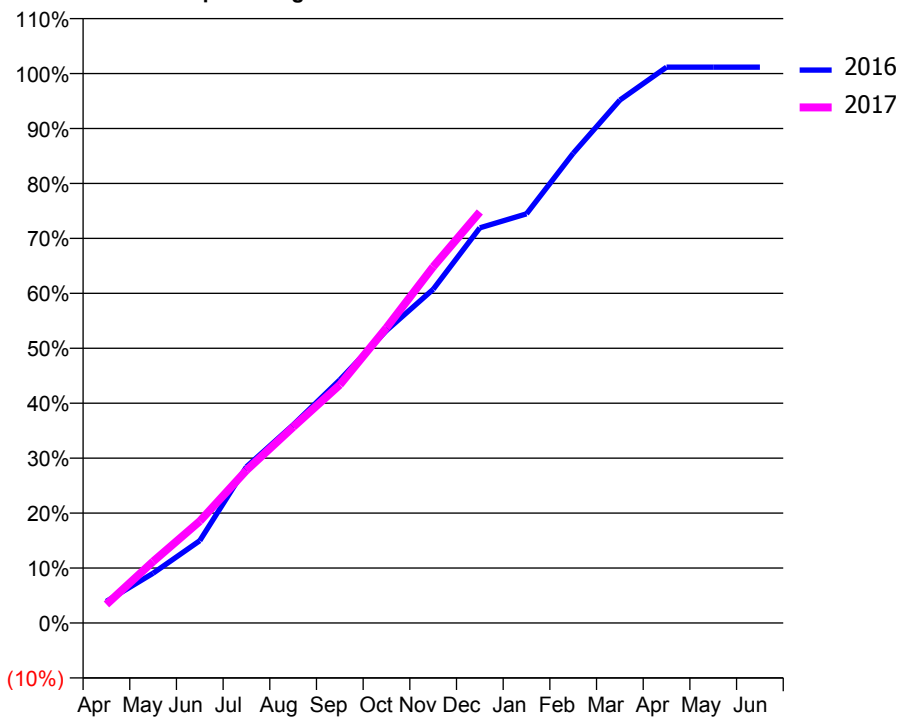
ACCESS*

Patients seen in 24 months	Total	Change since previous quarter
Quarter ending December 2015	3,603	
Quarter ending March 2016	3,666	→
Quarter ending June 2016	3,675	→
Quarter ending September 2016	3,735	→
Quarter ending December 2016	3,773	→
Variance since December 2015	4.7%	↑



ACTIVITY

Cumulative percentage of contracted UDA delivered 2016 & 2017



Month	Adjusted Scheduled Activity (UDA)	
	2016	2017
April	390	335
May	898	1,110
June	1,483	1,835
July	2,816	2,752
August	3,570	3,530
September	4,383	4,292
October	5,270	5,322
November	6,014	6,421
December	7,121	7,408
January	7,374	
February	8,465	
March	9,425	
April	10,018	
May	10,018	
June	10,018	

QUALITY

	Quantity	Base Number	Contract	AT	Region	England
% of FP17s for the same patient ID Re-attending within 3 months - Children	46	846	5.4%	9.9%	11.9%	12.4%
% of FP17s for the same patient ID Re-attending within 3 months - Adults	465	3,173	14.7%	15.8%	16.5%	16.6%
% of FP17s for the same patient ID Re-attending between 3 & 9 months - Children	445	846	52.6%	59.0%	60.2%	57.5%
% of FP17s for the same patient ID Re-attending between 3 & 9 months - Adults	1,696	3,173	53.5%	51.0%	52.0%	50.4%
% of FP17s for Band 1 Urgent Courses	286	3,711	7.7%	9.5%	9.5%	9.1%
% of FP17s Relating to Free Repair or Replacements	77	3,711	2.1%	0.6%	0.7%	0.8%
% of FP17s Relating to Continuations	4	3,711	0.1%	1.1%	1.2%	1.3%
% of Patients satisfied with the dentistry they have received	3	3	N/A	92.5%	92.9%	92.7%
% of Patients satisfied with the time they had to wait for an appointment	3	3	N/A	89.3%	88.8%	88.8%

* This is based on patients treated on this contract for their most recent course of treatment. Figures in italics indicate the base number of FP17s or Patient Questionnaire responses are less than 100. N/A is shown where the base number of responses is less than 10 during the period. % is calculated as Quantity/Base number*100

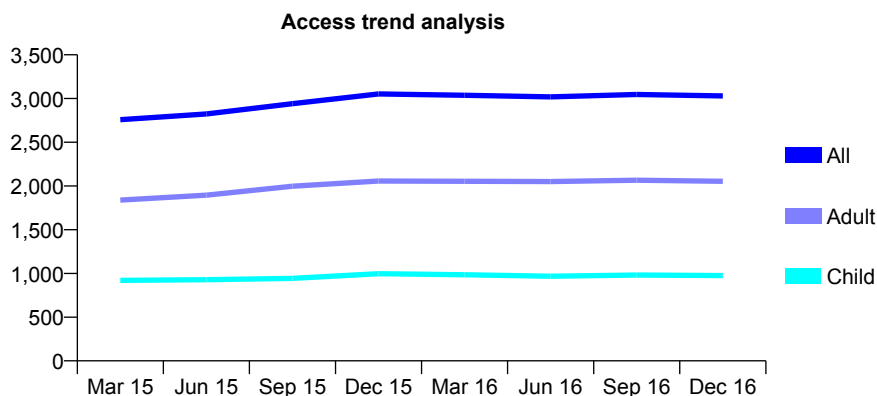
Q68 - Vital Signs At a Glance Contract Report for 319333/0001 - December 2016

Name or company name	MISS CA HALLWORTH
Contract type name	GDS Contract
Purpose of contract	General
Contract start date	01/04/2006
Contract end date	

16/17 Contracted general activity (UDA)	8,875
Carry forward general activity (UDA)	-70
16/17 Contracted orthodontic activity (UOA)	0
Carry forward orthodontic activity (UOA)	0
Baseline contract value	£343,208.50

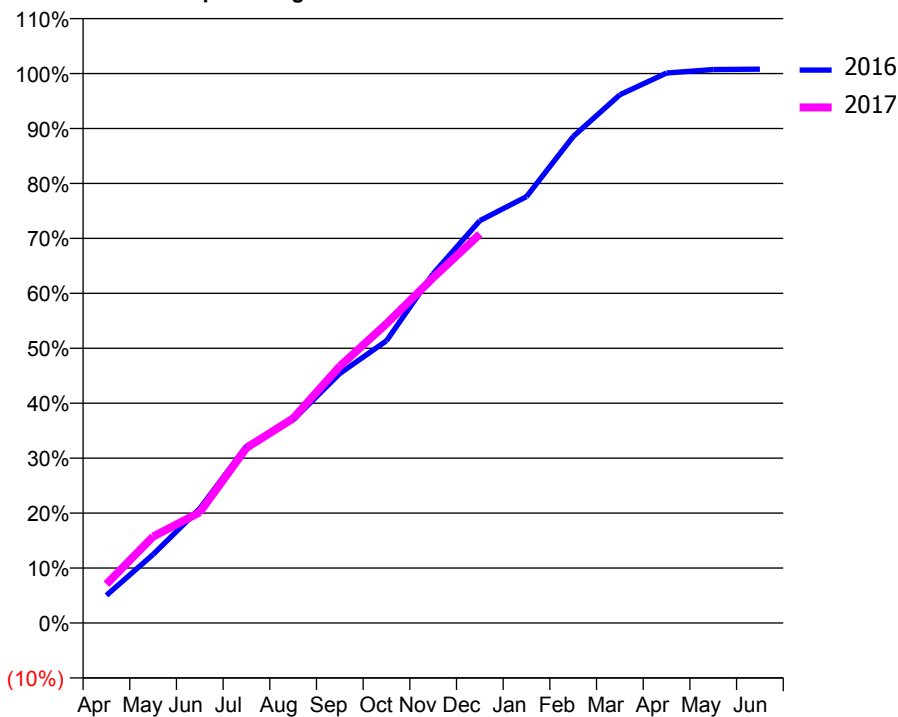
ACCESS*

Patients seen in 24 months	Total	Change since previous quarter
Quarter ending December 2015	3,052	
Quarter ending March 2016	3,037	→
Quarter ending June 2016	3,019	→
Quarter ending September 2016	3,046	→
Quarter ending December 2016	3,029	→
Variance since December 2015	(0.8%)	→



ACTIVITY

Cumulative percentage of contracted UDA delivered 2016 & 2017



Month	Adjusted Scheduled Activity (UDA)	
	2016	2017
April	446	628
May	1,108	1,397
June	1,850	1,788
July	2,855	2,829
August	3,281	3,304
September	4,031	4,147
October	4,559	4,835
November	5,641	5,577
December	6,498	6,282
January	6,886	
February	7,858	
March	8,531	
April	8,882	
May	8,938	
June	8,945	

QUALITY

	Quantity	Base Number	Contract	AT	Region	England
% of FP17s for the same patient ID Re-attending within 3 months - Children	86	1,274	6.8%	9.9%	11.9%	12.4%
% of FP17s for the same patient ID Re-attending within 3 months - Adults	324	2,488	13.0%	15.8%	16.5%	16.6%
% of FP17s for the same patient ID Re-attending between 3 & 9 months - Children	919	1,274	72.1%	59.0%	60.2%	57.5%
% of FP17s for the same patient ID Re-attending between 3 & 9 months - Adults	1,751	2,488	70.4%	51.0%	52.0%	50.4%
% of FP17s for Band 1 Urgent Courses	181	3,288	5.5%	9.5%	9.5%	9.1%
% of FP17s Relating to Free Repair or Replacements	31	3,288	0.9%	0.6%	0.7%	0.8%
% of FP17s Relating to Continuations	21	3,288	0.6%	1.1%	1.2%	1.3%
% of Patients satisfied with the dentistry they have received	6	6	N/A	92.5%	92.9%	92.7%
% of Patients satisfied with the time they had to wait for an appointment	6	6	N/A	89.3%	88.8%	88.8%

* This is based on patients treated on this contract for their most recent course of treatment. Figures in italics indicate the base number of FP17s or Patient Questionnaire responses are less than 100. N/A is shown where the base number of responses is less than 10 during the period. % is calculated as Quantity/Base number*100

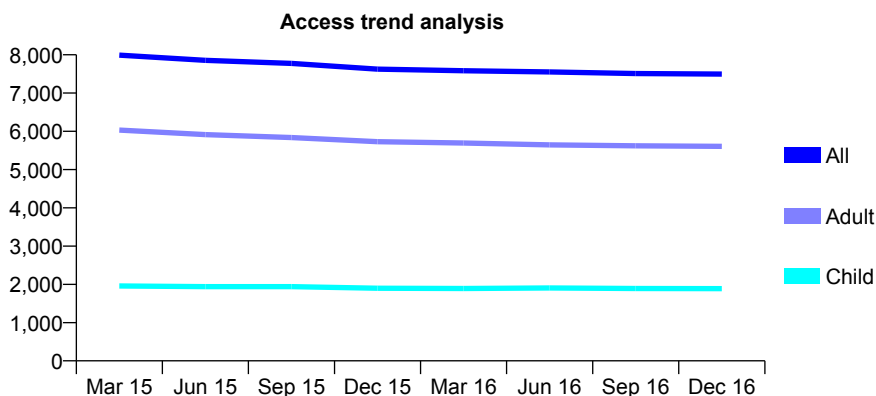
Q68 - Vital Signs At a Glance Contract Report for 320285/0001 - December 2016

Name or company name	MR GS SANDHU
Contract type name	GDS Contract
Purpose of contract	General
Contract start date	01/04/2006
Contract end date	

16/17 Contracted general activity (UDA)	25,689
Carry forward general activity (UDA)	-331
16/17 Contracted orthodontic activity (UOA)	0
Carry forward orthodontic activity (UOA)	0
Baseline contract value	£792,940.85

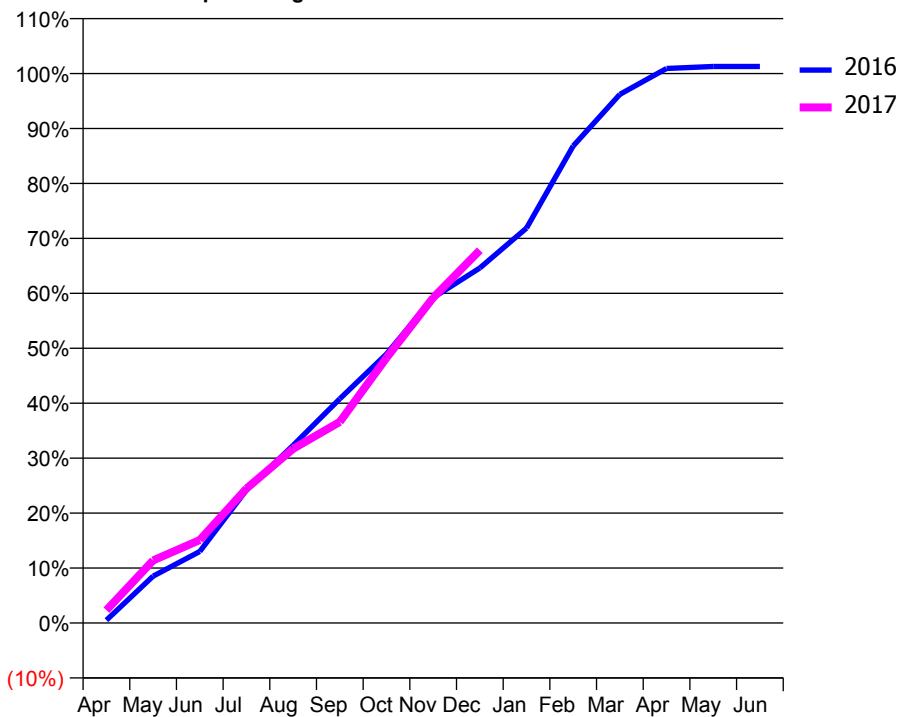
ACCESS*

Patients seen in 24 months	Total	Change since previous quarter
Quarter ending December 2015	7,625	
Quarter ending March 2016	7,585	→
Quarter ending June 2016	7,551	→
Quarter ending September 2016	7,511	→
Quarter ending December 2016	7,496	→
Variance since December 2015	(1.7%)	↓



ACTIVITY

Cumulative percentage of contracted UDA delivered 2016 & 2017



Month	Adjusted Scheduled Activity (UDA)	
	2016	2017
April	133	599
May	2,189	2,926
June	3,342	3,880
July	6,216	6,285
August	8,306	8,142
September	10,481	9,404
October	12,578	12,398
November	15,210	15,210
December	16,598	17,429
January	18,463	
February	22,302	
March	24,713	
April	25,925	
May	26,016	
June	26,020	

QUALITY

	Quantity	Base Number	Contract	AT	Region	England
% of FP17s for the same patient ID Re-attending within 3 months - Children	130	1,709	7.6%	9.9%	11.9%	12.4%
% of FP17s for the same patient ID Re-attending within 3 months - Adults	842	5,403	15.6%	15.8%	16.5%	16.6%
% of FP17s for the same patient ID Re-attending between 3 & 9 months - Children	722	1,709	42.2%	59.0%	60.2%	57.5%
% of FP17s for the same patient ID Re-attending between 3 & 9 months - Adults	2,604	5,403	48.2%	51.0%	52.0%	50.4%
% of FP17s for Band 1 Urgent Courses	728	6,626	11.0%	9.5%	9.5%	9.1%
% of FP17s Relating to Free Repair or Replacements	49	6,626	0.7%	0.6%	0.7%	0.8%
% of FP17s Relating to Continuations	149	6,626	2.2%	1.1%	1.2%	1.3%
% of Patients satisfied with the dentistry they have received	12	12	100.0%	92.5%	92.9%	92.7%
% of Patients satisfied with the time they had to wait for an appointment	11	12	91.7%	89.3%	88.8%	88.8%

* This is based on patients treated on this contract for their most recent course of treatment. Figures in italics indicate the base number of FP17s or Patient Questionnaire responses are less than 100. N/A is shown where the base number of responses is less than 10 during the period. % is calculated as Quantity/Base number*100

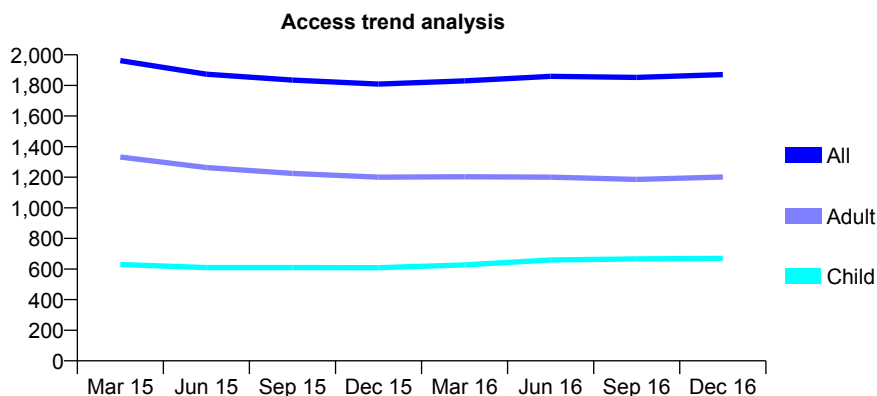
Q68 - Vital Signs At a Glance Contract Report for 320315/0002 - December 2016

Name or company name	MR JS KETTLE
Contract type name	GDS Contract
Purpose of contract	General
Contract start date	01/11/2007
Contract end date	

16/17 Contracted general activity (UDA)	2,400
Carry forward general activity (UDA)	0
16/17 Contracted orthodontic activity (UOA)	0
Carry forward orthodontic activity (UOA)	0
Baseline contract value	£53,147.96

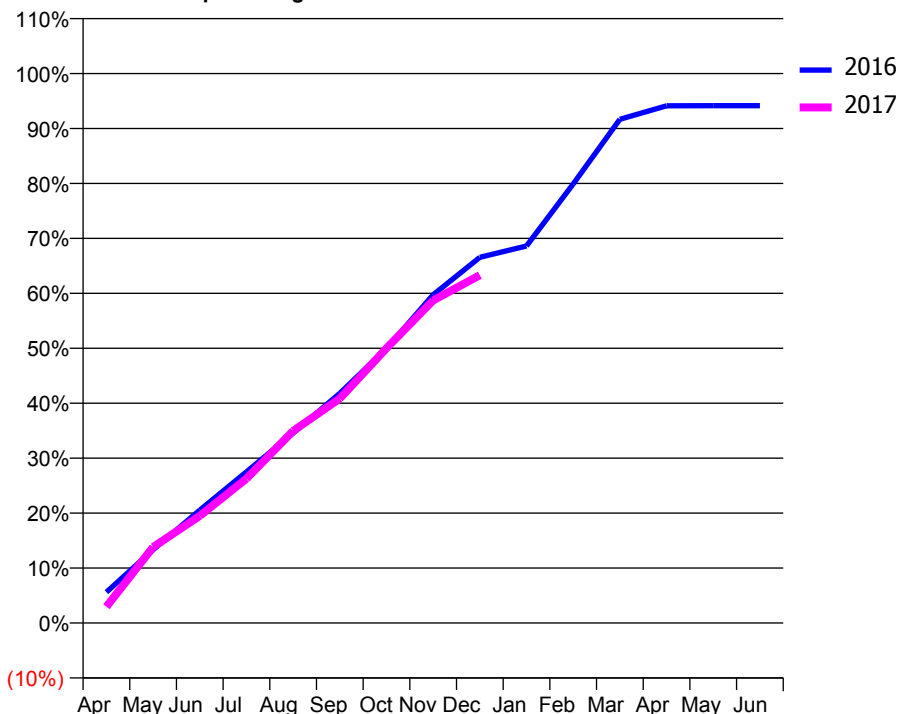
ACCESS*

Patients seen in 24 months	Total	Change since previous quarter
Quarter ending December 2015	1,809	
Quarter ending March 2016	1,830	→
Quarter ending June 2016	1,859	→
Quarter ending September 2016	1,852	→
Quarter ending December 2016	1,871	→
Variance since December 2015	3.4%	↑



ACTIVITY

Cumulative percentage of contracted UDA delivered 2016 & 2017



Month	Adjusted Scheduled Activity (UDA)	
	2016	2017
April	135	71
May	320	332
June	493	468
July	660	631
August	830	839
September	1,003	980
October	1,200	1,200
November	1,434	1,409
December	1,597	1,519
January	1,647	
February	1,917	
March	2,200	
April	2,259	
May	2,260	
June	2,260	

QUALITY

	Quantity	Base Number	Contract	AT	Region	England
% of FP17s for the same patient ID Re-attending within 3 months - Children	52	750	6.9%	9.9%	11.9%	12.4%
% of FP17s for the same patient ID Re-attending within 3 months - Adults	185	1,184	15.6%	15.8%	16.5%	16.6%
% of FP17s for the same patient ID Re-attending between 3 & 9 months - Children	437	750	58.3%	59.0%	60.2%	57.5%
% of FP17s for the same patient ID Re-attending between 3 & 9 months - Adults	633	1,184	53.5%	51.0%	52.0%	50.4%
% of FP17s for Band 1 Urgent Courses	57	968	5.9%	9.5%	9.5%	9.1%
% of FP17s Relating to Free Repair or Replacements	1	968	0.1%	0.6%	0.7%	0.8%
% of FP17s Relating to Continuations	23	968	2.4%	1.1%	1.2%	1.3%
% of Patients satisfied with the dentistry they have received	2	2	N/A	92.5%	92.9%	92.7%
% of Patients satisfied with the time they had to wait for an appointment	2	2	N/A	89.3%	88.8%	88.8%

* This is based on patients treated on this contract for their most recent course of treatment. Figures in italics indicate the base number of FP17s or Patient Questionnaire responses are less than 100. N/A is shown where the base number of responses is less than 10 during the period. % is calculated as Quantity/Base number*100

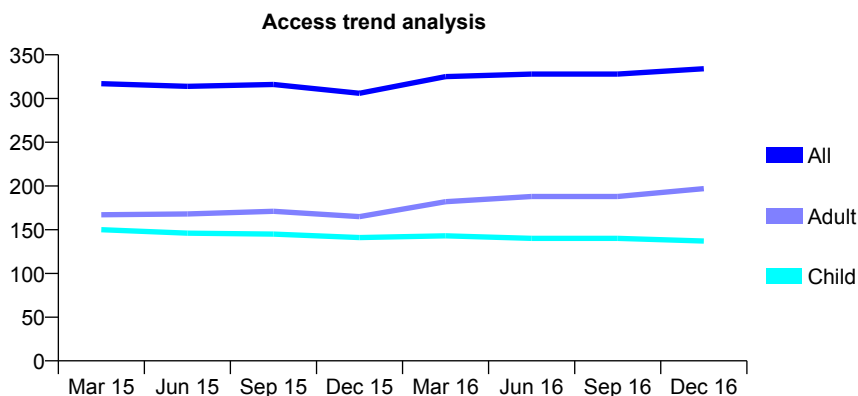
Q68 - Vital Signs At a Glance Contract Report for 320811/0001 - December 2016

Name or company name	MR AH CURTIS
Contract type name	GDS Contract
Purpose of contract	General
Contract start date	01/04/2006
Contract end date	

16/17 Contracted general activity (UDA)	604
Carry forward general activity (UDA)	-6
16/17 Contracted orthodontic activity (UOA)	0
Carry forward orthodontic activity (UOA)	0
Baseline contract value	£14,779.50

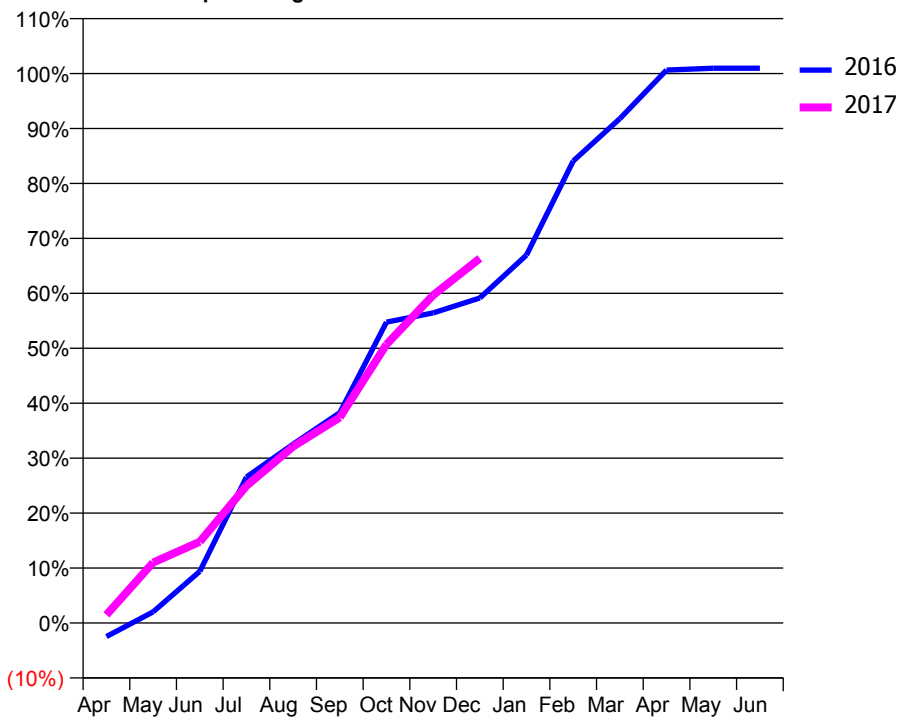
ACCESS*

Patients seen in 24 months	Total	Change since previous quarter
Quarter ending December 2015	306	
Quarter ending March 2016	325	↑
Quarter ending June 2016	328	→
Quarter ending September 2016	328	→
Quarter ending December 2016	334	→
Variance since December 2015	9.2%	↑



ACTIVITY

Cumulative percentage of contracted UDA delivered 2016 & 2017



Month	Adjusted Scheduled Activity (UDA)	
	2016	2017
April	-15	9
May	12	66
June	57	89
July	160	151
August	197	194
September	231	226
October	331	306
November	341	360
December	357	401
January	404	
February	508	
March	554	
April	608	
May	610	
June	610	

QUALITY

	Quantity	Base Number	Contract	AT	Region	England
% of FP17s for the same patient ID Re-attending within 3 months - Children	3	139	2.2%	9.9%	11.9%	12.4%
% of FP17s for the same patient ID Re-attending within 3 months - Adults	7	145	4.8%	15.8%	16.5%	16.6%
% of FP17s for the same patient ID Re-attending between 3 & 9 months - Children	96	139	69.1%	59.0%	60.2%	57.5%
% of FP17s for the same patient ID Re-attending between 3 & 9 months - Adults	69	145	47.6%	51.0%	52.0%	50.4%
% of FP17s for Band 1 Urgent Courses	9	237	3.8%	9.5%	9.5%	9.1%
% of FP17s Relating to Free Repair or Replacements	0	237	0.0%	0.6%	0.7%	0.8%
% of FP17s Relating to Continuations	0	237	0.0%	1.1%	1.2%	1.3%
% of Patients satisfied with the dentistry they have received	0	0	N/A	92.5%	92.9%	92.7%
% of Patients satisfied with the time they had to wait for an appointment	0	0	N/A	89.3%	88.8%	88.8%

* This is based on patients treated on this contract for their most recent course of treatment. Figures in italics indicate the base number of FP17s or Patient Questionnaire responses are less than 100. N/A is shown where the base number of responses is less than 10 during the period. % is calculated as Quantity/Base number*100

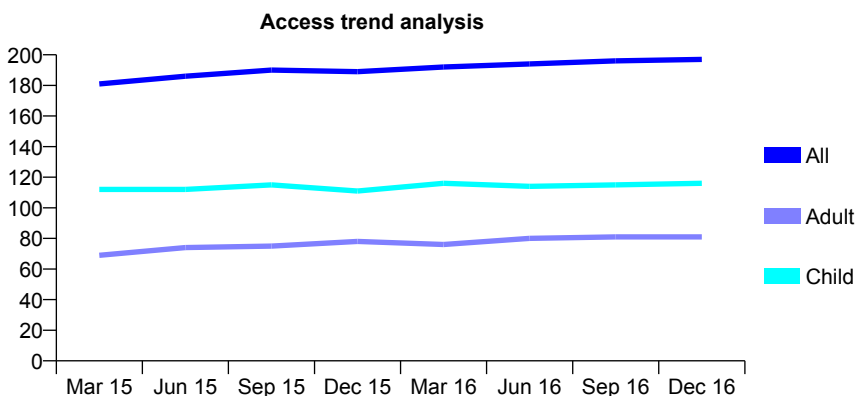
Q68 - Vital Signs At a Glance Contract Report for 322091/0001 - December 2016

Name or company name	MRS SF COOPER
Contract type name	GDS Contract
Purpose of contract	General
Contract start date	01/04/2006
Contract end date	

16/17 Contracted general activity (UDA)	664
Carry forward general activity (UDA)	0
16/17 Contracted orthodontic activity (UOA)	0
Carry forward orthodontic activity (UOA)	0
Baseline contract value	£15,484.50

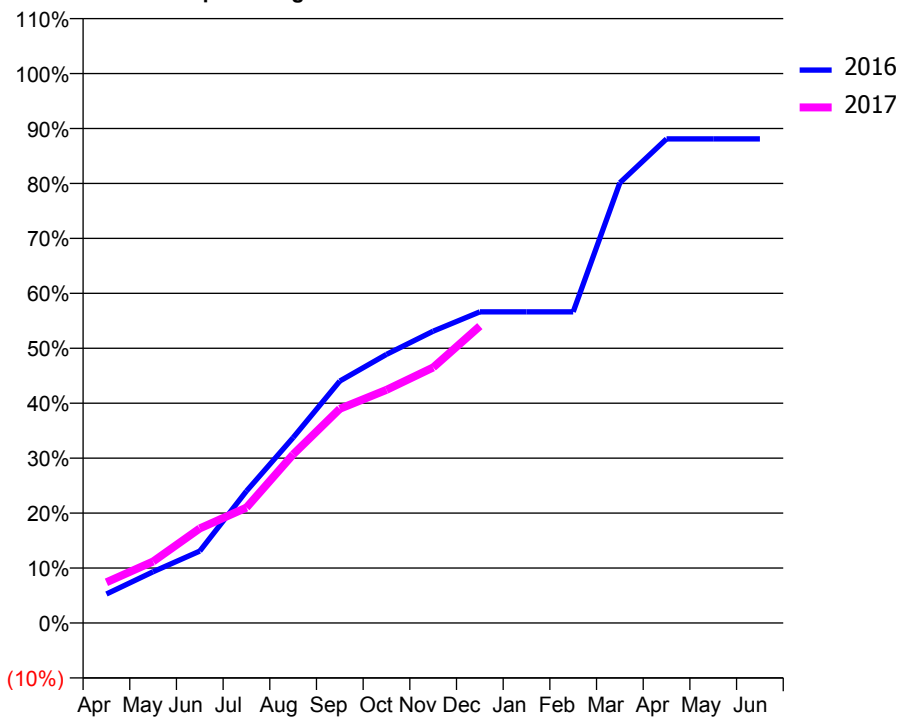
ACCESS*

Patients seen in 24 months	Total	Change since previous quarter
Quarter ending December 2015	189	
Quarter ending March 2016	192	→
Quarter ending June 2016	194	→
Quarter ending September 2016	196	→
Quarter ending December 2016	197	→
Variance since December 2015	4.2%	↑



ACTIVITY

Cumulative percentage of contracted UDA delivered 2016 & 2017



Month	Adjusted Scheduled Activity (UDA)	
	2016	2017
April	35	49
May	62	74
June	87	114
July	159	139
August	224	204
September	292	259
October	325	282
November	353	309
December	376	359
January	376	
February	376	
March	532	
April	585	
May	585	
June	585	

QUALITY

	Quantity	Base Number	Contract	AT	Region	England
% of FP17s for the same patient ID Re-attending within 3 months - Children	5	133	3.8%	9.9%	11.9%	12.4%
% of FP17s for the same patient ID Re-attending within 3 months - Adults	5	64	7.8%	15.8%	16.5%	16.6%
% of FP17s for the same patient ID Re-attending between 3 & 9 months - Children	82	133	61.7%	59.0%	60.2%	57.5%
% of FP17s for the same patient ID Re-attending between 3 & 9 months - Adults	39	64	60.9%	51.0%	52.0%	50.4%
% of FP17s for Band 1 Urgent Courses	4	179	2.2%	9.5%	9.5%	9.1%
% of FP17s Relating to Free Repair or Replacements	0	179	0.0%	0.6%	0.7%	0.8%
% of FP17s Relating to Continuations	0	179	0.0%	1.1%	1.2%	1.3%
% of Patients satisfied with the dentistry they have received	0	0	N/A	92.5%	92.9%	92.7%
% of Patients satisfied with the time they had to wait for an appointment	0	0	N/A	89.3%	88.8%	88.8%

* This is based on patients treated on this contract for their most recent course of treatment. Figures in italics indicate the base number of FP17s or Patient Questionnaire responses are less than 100. N/A is shown where the base number of responses is less than 10 during the period. % is calculated as Quantity/Base number*100

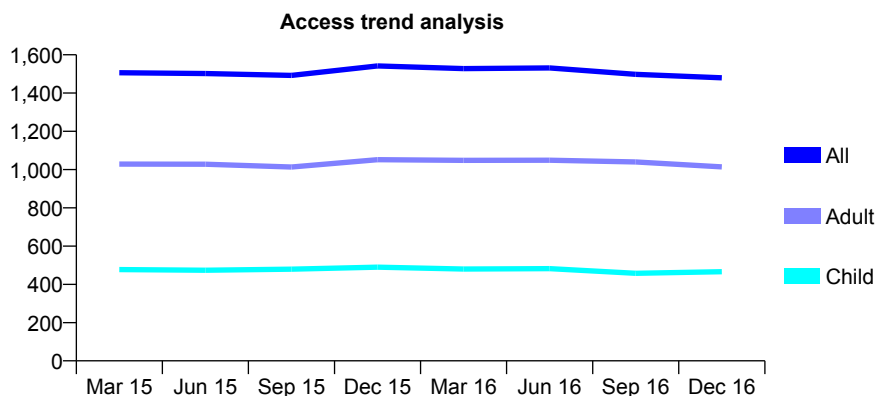
Q68 - Vital Signs At a Glance Contract Report for 324213/0001 - December 2016

Name or company name	Garland and Askhari-Yagane
Contract type name	GDS Contract
Purpose of contract	General
Contract start date	01/04/2006
Contract end date	

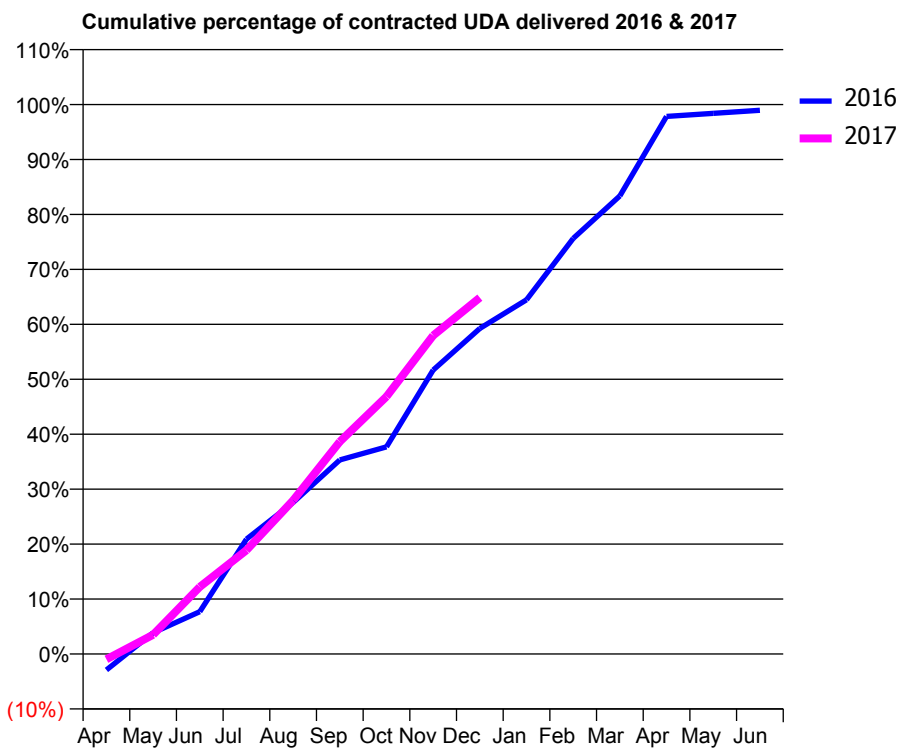
16/17 Contracted general activity (UDA)	3,561
Carry forward general activity (UDA)	37
16/17 Contracted orthodontic activity (UOA)	0
Carry forward orthodontic activity (UOA)	0
Baseline contract value	£85,787.38

ACCESS*

Patients seen in 24 months	Total	Change since previous quarter
Quarter ending December 2015	1,542	
Quarter ending March 2016	1,528	→
Quarter ending June 2016	1,531	→
Quarter ending September 2016	1,498	↓
Quarter ending December 2016	1,480	↓
Variance since December 2015	(4.0%)	↓



ACTIVITY



Month	Adjusted Scheduled Activity (UDA)	
	2016	2017
April	-104	-35
May	138	125
June	274	435
July	745	673
August	982	996
September	1,257	1,376
October	1,342	1,669
November	1,840	2,064
December	2,110	2,310
January	2,296	
February	2,693	
March	2,969	
April	3,483	
May	3,503	
June	3,524	

QUALITY

	Quantity	Base Number	Contract	AT	Region	England
% of FP17s for the same patient ID Re-attending within 3 months - Children	17	411	4.1%	9.9%	11.9%	12.4%
% of FP17s for the same patient ID Re-attending within 3 months - Adults	114	853	13.4%	15.8%	16.5%	16.6%
% of FP17s for the same patient ID Re-attending between 3 & 9 months - Children	171	411	41.6%	59.0%	60.2%	57.5%
% of FP17s for the same patient ID Re-attending between 3 & 9 months - Adults	334	853	39.2%	51.0%	52.0%	50.4%
% of FP17s for Band 1 Urgent Courses	94	1,089	8.6%	9.5%	9.5%	9.1%
% of FP17s Relating to Free Repair or Replacements	0	1,089	0.0%	0.6%	0.7%	0.8%
% of FP17s Relating to Continuations	0	1,089	0.0%	1.1%	1.2%	1.3%
% of Patients satisfied with the dentistry they have received	1	1	N/A	92.5%	92.9%	92.7%
% of Patients satisfied with the time they had to wait for an appointment	1	1	N/A	89.3%	88.8%	88.8%

* This is based on patients treated on this contract for their most recent course of treatment. Figures in italics indicate the base number of FP17s or Patient Questionnaire responses are less than 100. N/A is shown where the base number of responses is less than 10 during the period. % is calculated as Quantity/Base number*100

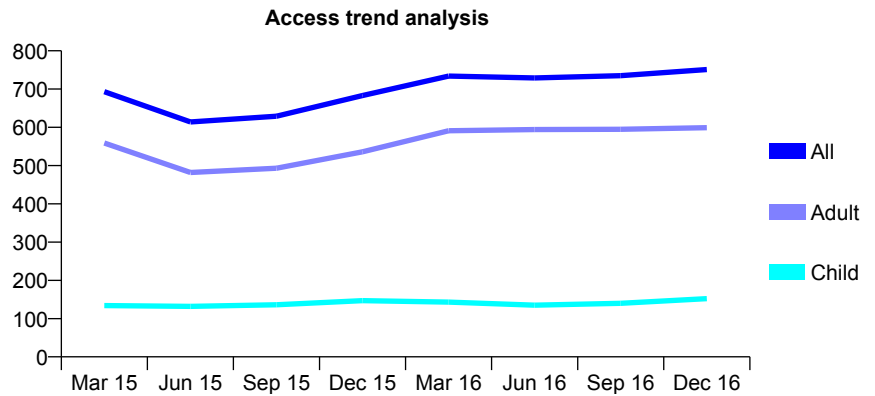
Q68 - Vital Signs At a Glance Contract Report for 324477/0001 - December 2016

Name or company name	MR IH MCGREGOR
Contract type name	GDS Contract
Purpose of contract	General
Contract start date	01/04/2006
Contract end date	

16/17 Contracted general activity (UDA)	2,925
Carry forward general activity (UDA)	91
16/17 Contracted orthodontic activity (UOA)	0
Carry forward orthodontic activity (UOA)	0
Baseline contract value	£93,247.87

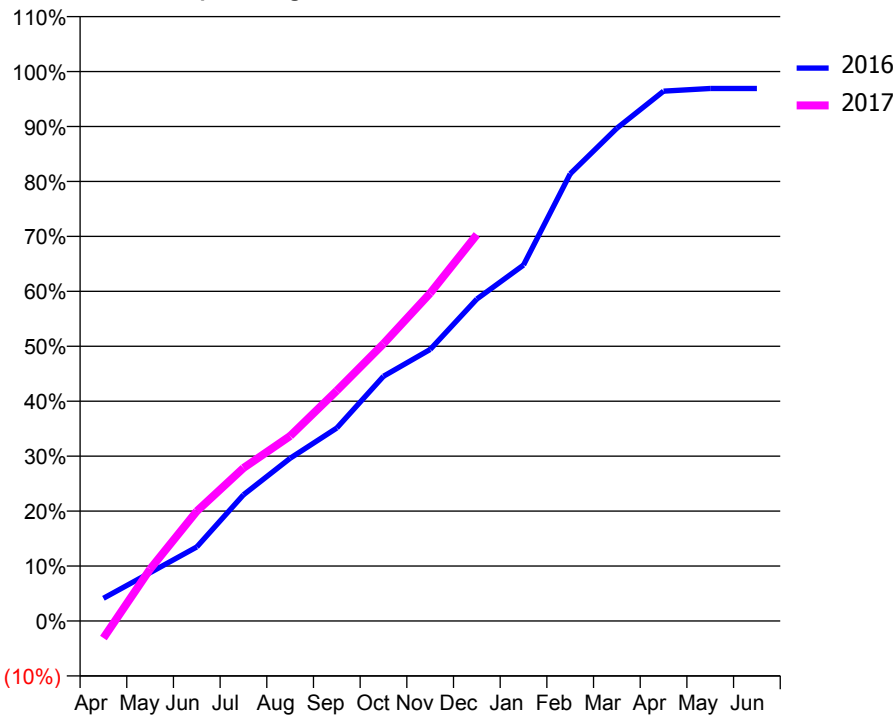
ACCESS*

Patients seen in 24 months	Total	Change since previous quarter
Quarter ending December 2015	683	
Quarter ending March 2016	734	↑
Quarter ending June 2016	729	→
Quarter ending September 2016	735	→
Quarter ending December 2016	751	↑
Variance since December 2015	10.0%	↑



ACTIVITY

Cumulative percentage of contracted UDA delivered 2016 & 2017



Month	Adjusted Scheduled Activity (UDA)	
	2016	2017
April	121	-91
May	257	276
June	395	584
July	672	815
August	866	985
September	1,028	1,226
October	1,303	1,476
November	1,446	1,745
December	1,714	2,057
January	1,895	
February	2,380	
March	2,623	
April	2,820	
May	2,834	
June	2,834	

QUALITY

	Quantity	Base Number	Contract	AT	Region	England
% of FP17s for the same patient ID Re-attending within 3 months - Children	5	115	4.3%	9.9%	11.9%	12.4%
% of FP17s for the same patient ID Re-attending within 3 months - Adults	76	602	12.6%	15.8%	16.5%	16.6%
% of FP17s for the same patient ID Re-attending between 3 & 9 months - Children	28	115	24.3%	59.0%	60.2%	57.5%
% of FP17s for the same patient ID Re-attending between 3 & 9 months - Adults	198	602	32.9%	51.0%	52.0%	50.4%
% of FP17s for Band 1 Urgent Courses	83	675	12.3%	9.5%	9.5%	9.1%
% of FP17s Relating to Free Repair or Replacements	5	675	0.7%	0.6%	0.7%	0.8%
% of FP17s Relating to Continuations	5	675	0.7%	1.1%	1.2%	1.3%
% of Patients satisfied with the dentistry they have received	4	4	N/A	92.5%	92.9%	92.7%
% of Patients satisfied with the time they had to wait for an appointment	4	4	N/A	89.3%	88.8%	88.8%

* This is based on patients treated on this contract for their most recent course of treatment. Figures in italics indicate the base number of FP17s or Patient Questionnaire responses are less than 100. N/A is shown where the base number of responses is less than 10 during the period. % is calculated as Quantity/Base number*100

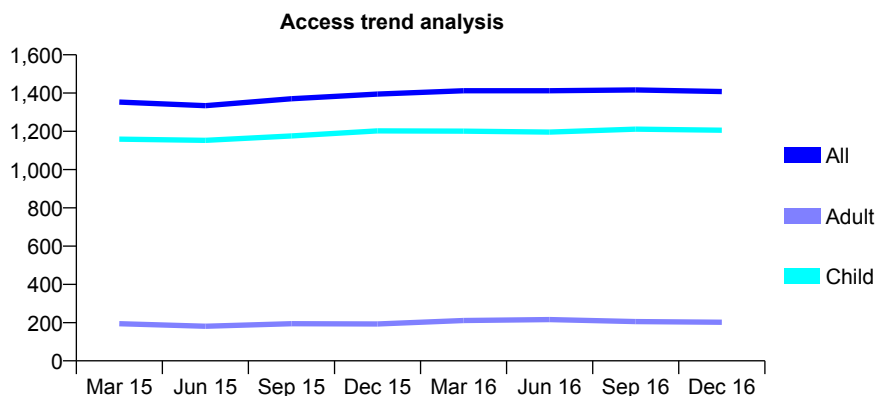
Q68 - Vital Signs At a Glance Contract Report for 324655/0001 - December 2016

Name or company name	MRS SC TAYLOR
Contract type name	GDS Contract
Purpose of contract	General
Contract start date	01/04/2006
Contract end date	

16/17 Contracted general activity (UDA)	2,221
Carry forward general activity (UDA)	-44
16/17 Contracted orthodontic activity (UOA)	0
Carry forward orthodontic activity (UOA)	0
Baseline contract value	£53,174.86

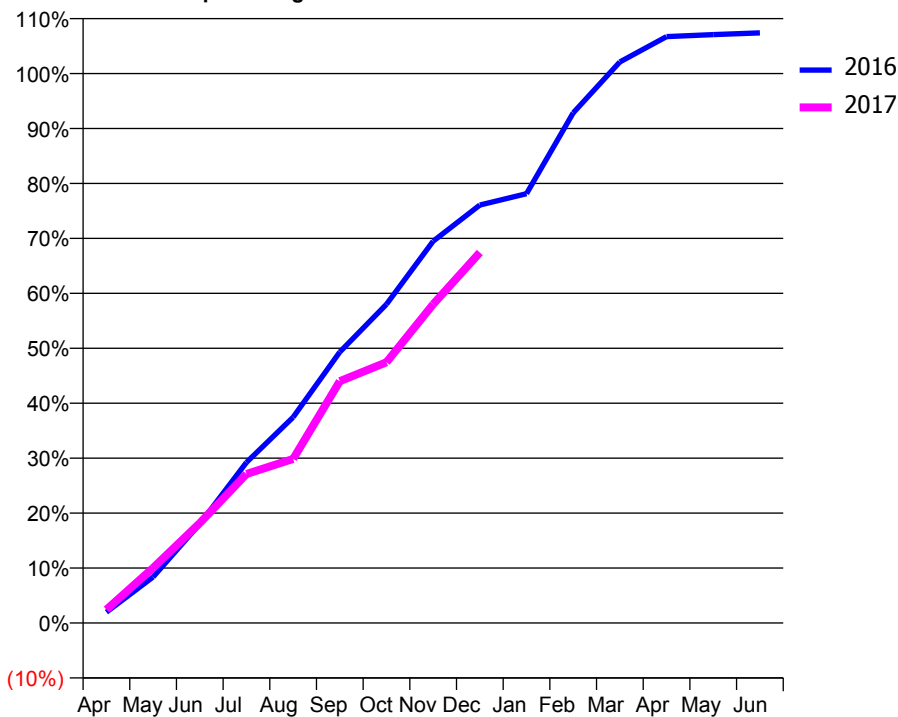
ACCESS*

Patients seen in 24 months	Total	Change since previous quarter
Quarter ending December 2015	1,395	
Quarter ending March 2016	1,412	→
Quarter ending June 2016	1,412	→
Quarter ending September 2016	1,416	→
Quarter ending December 2016	1,408	→
Variance since December 2015	0.9%	→



ACTIVITY

Cumulative percentage of contracted UDA delivered 2016 & 2017



Month	Adjusted Scheduled Activity (UDA)	
	2016	2017
April	44	54
May	186	223
June	401	404
July	649	602
August	832	663
September	1,096	977
October	1,288	1,054
November	1,543	1,288
December	1,689	1,498
January	1,735	
February	2,062	
March	2,268	
April	2,370	
May	2,378	
June	2,385	

QUALITY

	Quantity	Base Number	Contract	AT	Region	England
% of FP17s for the same patient ID Re-attending within 3 months - Children	68	1,156	5.9%	9.9%	11.9%	12.4%
% of FP17s for the same patient ID Re-attending within 3 months - Adults	7	74	9.5%	15.8%	16.5%	16.6%
% of FP17s for the same patient ID Re-attending between 3 & 9 months - Children	633	1,156	54.8%	59.0%	60.2%	57.5%
% of FP17s for the same patient ID Re-attending between 3 & 9 months - Adults	40	74	54.1%	51.0%	52.0%	50.4%
% of FP17s for Band 1 Urgent Courses	28	1,120	2.5%	9.5%	9.5%	9.1%
% of FP17s Relating to Free Repair or Replacements	0	1,120	0.0%	0.6%	0.7%	0.8%
% of FP17s Relating to Continuations	0	1,120	0.0%	1.1%	1.2%	1.3%
% of Patients satisfied with the dentistry they have received	2	2	N/A	92.5%	92.9%	92.7%
% of Patients satisfied with the time they had to wait for an appointment	2	2	N/A	89.3%	88.8%	88.8%

* This is based on patients treated on this contract for their most recent course of treatment. Figures in italics indicate the base number of FP17s or Patient Questionnaire responses are less than 100. N/A is shown where the base number of responses is less than 10 during the period. % is calculated as Quantity/Base number*100

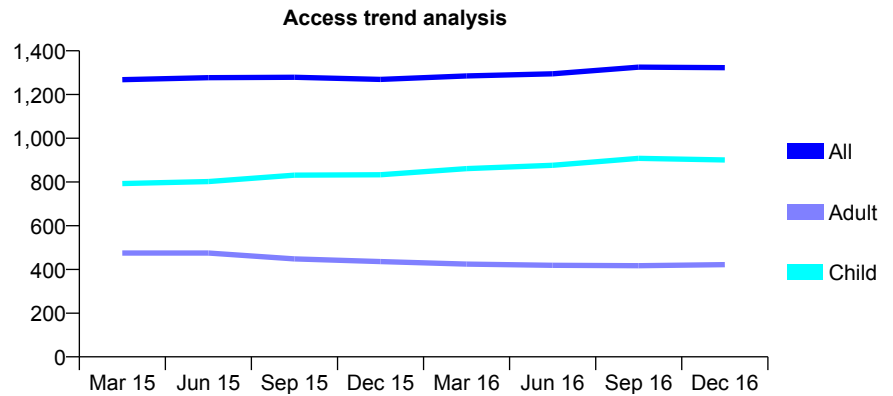
Q68 - Vital Signs At a Glance Contract Report for 325422/0001 - December 2016

Name or company name	MR AM HOPKINS
Contract type name	GDS Contract
Purpose of contract	General
Contract start date	01/04/2006
Contract end date	

16/17 Contracted general activity (UDA)	3,200
Carry forward general activity (UDA)	0
16/17 Contracted orthodontic activity (UOA)	0
Carry forward orthodontic activity (UOA)	0
Baseline contract value	£88,435.27

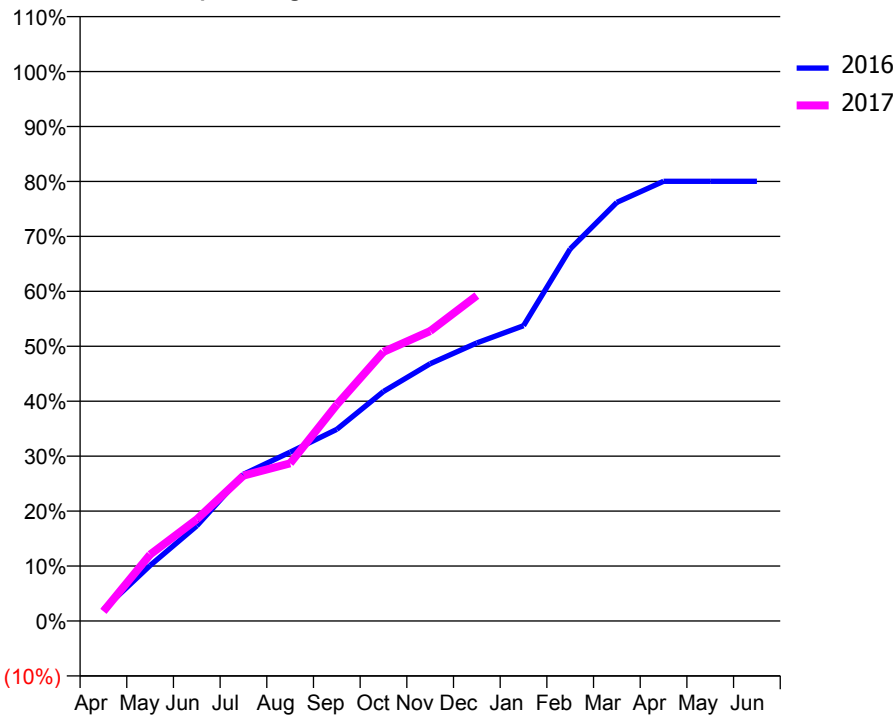
ACCESS*

Patients seen in 24 months	Total	Change since previous quarter
Quarter ending December 2015	1,269	
Quarter ending March 2016	1,285	→
Quarter ending June 2016	1,295	→
Quarter ending September 2016	1,325	↑
Quarter ending December 2016	1,323	→
Variance since December 2015	4.3%	↑



ACTIVITY

Cumulative percentage of contracted UDA delivered 2016 & 2017



Month	Adjusted Scheduled Activity (UDA)	
	2016	2017
April	67	56
May	324	387
June	554	592
July	854	847
August	984	918
September	1,117	1,260
October	1,337	1,568
November	1,498	1,689
December	1,620	1,895
January	1,720	
February	2,167	
March	2,438	
April	2,560	
May	2,560	
June	2,560	

QUALITY

	Quantity	Base Number	Contract	AT	Region	England
% of FP17s for the same patient ID Re-attending within 3 months - Children	71	1,017	7.0%	9.9%	11.9%	12.4%
% of FP17s for the same patient ID Re-attending within 3 months - Adults	41	229	17.9%	15.8%	16.5%	16.6%
% of FP17s for the same patient ID Re-attending between 3 & 9 months - Children	622	1,017	61.2%	59.0%	60.2%	57.5%
% of FP17s for the same patient ID Re-attending between 3 & 9 months - Adults	76	229	33.2%	51.0%	52.0%	50.4%
% of FP17s for Band 1 Urgent Courses	110	1,178	9.3%	9.5%	9.5%	9.1%
% of FP17s Relating to Free Repair or Replacements	16	1,178	1.4%	0.6%	0.7%	0.8%
% of FP17s Relating to Continuations	0	1,178	0.0%	1.1%	1.2%	1.3%
% of Patients satisfied with the dentistry they have received	0	0	N/A	92.5%	92.9%	92.7%
% of Patients satisfied with the time they had to wait for an appointment	0	0	N/A	89.3%	88.8%	88.8%

* This is based on patients treated on this contract for their most recent course of treatment. Figures in italics indicate the base number of FP17s or Patient Questionnaire responses are less than 100. N/A is shown where the base number of responses is less than 10 during the period. % is calculated as Quantity/Base number*100

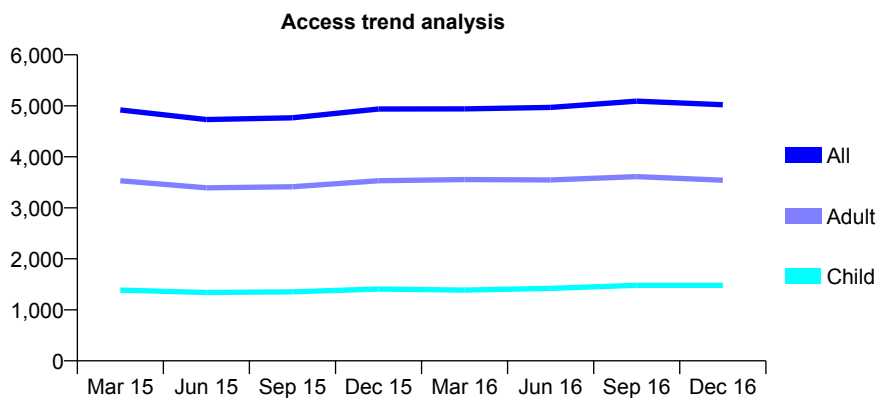
Q68 - Vital Signs At a Glance Contract Report for 325902/0001 - December 2016

Name or company name	MR AS GOUGH
Contract type name	GDS Contract
Purpose of contract	General
Contract start date	01/04/2006
Contract end date	

16/17 Contracted general activity (UDA)	15,612
Carry forward general activity (UDA)	170
16/17 Contracted orthodontic activity (UOA)	0
Carry forward orthodontic activity (UOA)	0
Baseline contract value	£370,304.87

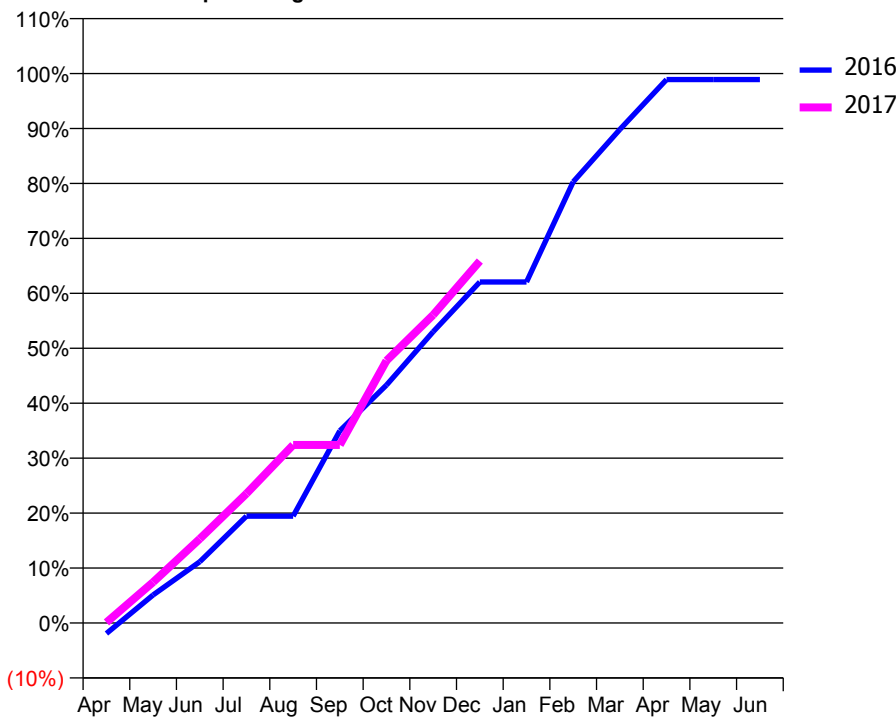
ACCESS*

Patients seen in 24 months	Total	Change since previous quarter
Quarter ending December 2015	4,937	
Quarter ending March 2016	4,941	→
Quarter ending June 2016	4,968	→
Quarter ending September 2016	5,092	↑
Quarter ending December 2016	5,021	↓
Variance since December 2015	1.7%	→



ACTIVITY

Cumulative percentage of contracted UDA delivered 2016 & 2017



Month	Adjusted Scheduled Activity (UDA)	
	2016	2017
April	-300	16
May	799	1,161
June	1,740	2,393
July	3,037	3,676
August	3,037	5,061
September	5,461	5,061
October	6,759	7,455
November	8,278	8,754
December	9,690	10,284
January	9,690	
February	12,533	
March	14,022	
April	15,442	
May	15,442	
June	15,442	

QUALITY

	Quantity	Base Number	Contract	AT	Region	England
% of FP17s for the same patient ID Re-attending within 3 months - Children	125	1,652	7.6%	9.9%	11.9%	12.4%
% of FP17s for the same patient ID Re-attending within 3 months - Adults	611	3,635	16.8%	15.8%	16.5%	16.6%
% of FP17s for the same patient ID Re-attending between 3 & 9 months - Children	863	1,652	52.2%	59.0%	60.2%	57.5%
% of FP17s for the same patient ID Re-attending between 3 & 9 months - Adults	1,799	3,635	49.5%	51.0%	52.0%	50.4%
% of FP17s for Band 1 Urgent Courses	524	4,728	11.1%	9.5%	9.5%	9.1%
% of FP17s Relating to Free Repair or Replacements	88	4,728	1.9%	0.6%	0.7%	0.8%
% of FP17s Relating to Continuations	66	4,728	1.4%	1.1%	1.2%	1.3%
% of Patients satisfied with the dentistry they have received	2	2	N/A	92.5%	92.9%	92.7%
% of Patients satisfied with the time they had to wait for an appointment	2	2	N/A	89.3%	88.8%	88.8%

* This is based on patients treated on this contract for their most recent course of treatment. Figures in italics indicate the base number of FP17s or Patient Questionnaire responses are less than 100. N/A is shown where the base number of responses is less than 10 during the period. % is calculated as Quantity/Base number*100

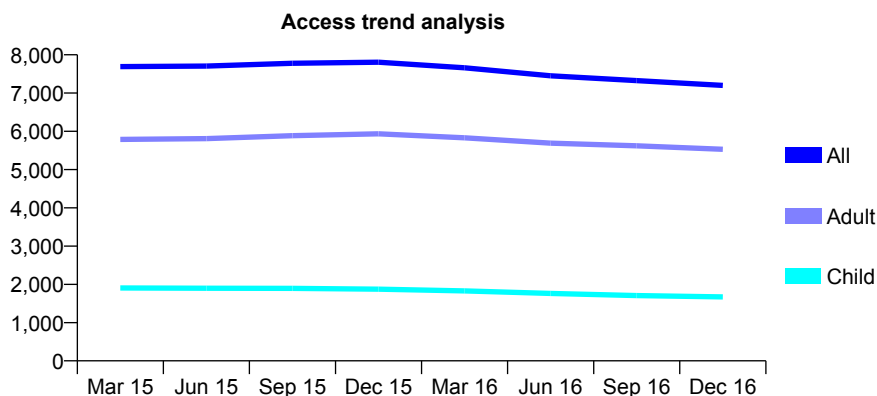
Q68 - Vital Signs At a Glance Contract Report for 325902/0002 - December 2016

Name or company name	MR AS GOUGH
Contract type name	GDS Contract
Purpose of contract	General
Contract start date	01/04/2006
Contract end date	

16/17 Contracted general activity (UDA)	23,284
Carry forward general activity (UDA)	-65
16/17 Contracted orthodontic activity (UOA)	0
Carry forward orthodontic activity (UOA)	0
Baseline contract value	£595,692.72

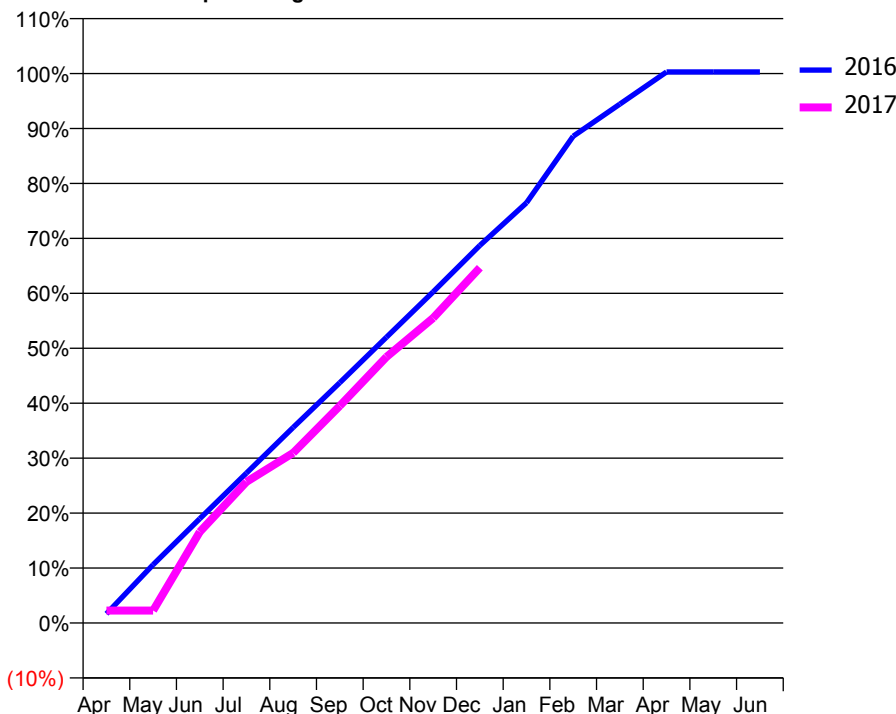
ACCESS*

Patients seen in 24 months	Total	Change since previous quarter
Quarter ending December 2015	7,808	
Quarter ending March 2016	7,659	↓
Quarter ending June 2016	7,451	↓
Quarter ending September 2016	7,325	↓
Quarter ending December 2016	7,201	↓
Variance since December 2015	(7.8%)	↓



ACTIVITY

Cumulative percentage of contracted UDA delivered 2016 & 2017



Month	Adjusted Scheduled Activity (UDA)	
	2016	2017
April	394	530
May	2,470	530
June	4,421	3,861
July	6,353	5,981
August	8,284	7,209
September	10,183	9,199
October	12,109	11,275
November	14,034	12,925
December	15,998	15,057
January	17,808	
February	20,624	
March	21,988	
April	23,349	
May	23,349	
June	23,349	

QUALITY

	Quantity	Base Number	Contract	AT	Region	England
% of FP17s for the same patient ID Re-attending within 3 months - Children	142	1,784	8.0%	9.9%	11.9%	12.4%
% of FP17s for the same patient ID Re-attending within 3 months - Adults	1,026	5,930	17.3%	15.8%	16.5%	16.6%
% of FP17s for the same patient ID Re-attending between 3 & 9 months - Children	983	1,784	55.1%	59.0%	60.2%	57.5%
% of FP17s for the same patient ID Re-attending between 3 & 9 months - Adults	3,364	5,930	56.7%	51.0%	52.0%	50.4%
% of FP17s for Band 1 Urgent Courses	878	7,155	12.3%	9.5%	9.5%	9.1%
% of FP17s Relating to Free Repair or Replacements	91	7,155	1.3%	0.6%	0.7%	0.8%
% of FP17s Relating to Continuations	72	7,155	1.0%	1.1%	1.2%	1.3%
% of Patients satisfied with the dentistry they have received	9	10	90.0%	92.5%	92.9%	92.7%
% of Patients satisfied with the time they had to wait for an appointment	7	10	70.0%	89.3%	88.8%	88.8%

* This is based on patients treated on this contract for their most recent course of treatment. Figures in italics indicate the base number of FP17s or Patient Questionnaire responses are less than 100. N/A is shown where the base number of responses is less than 10 during the period. % is calculated as Quantity/Base number*100

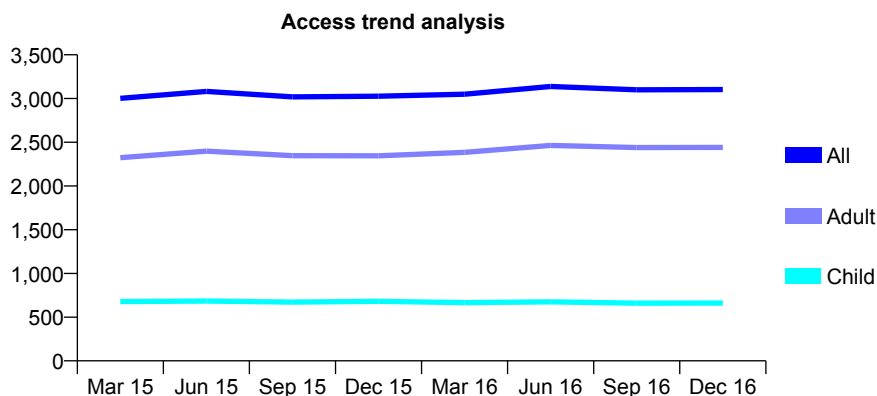
Q68 - Vital Signs At a Glance Contract Report for 326011/0001 - December 2016

Name or company name	MR DM MANSFIELD
Contract type name	GDS Contract
Purpose of contract	General
Contract start date	01/04/2006
Contract end date	

16/17 Contracted general activity (UDA)	10,300
Carry forward general activity (UDA)	194
16/17 Contracted orthodontic activity (UOA)	0
Carry forward orthodontic activity (UOA)	0
Baseline contract value	£232,466.83

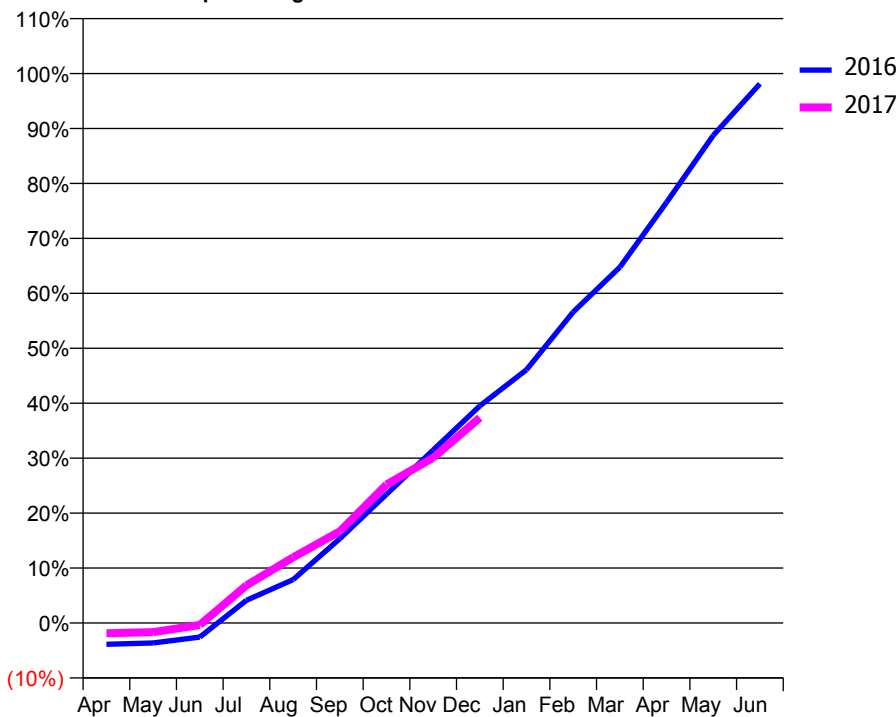
ACCESS*

Patients seen in 24 months	Total	Change since previous quarter
Quarter ending December 2015	3,026	
Quarter ending March 2016	3,050	→
Quarter ending June 2016	3,138	↑
Quarter ending September 2016	3,100	↓
Quarter ending December 2016	3,102	→
Variance since December 2015	2.5%	↑



ACTIVITY

Cumulative percentage of contracted UDA delivered 2016 & 2017



Month	Adjusted Scheduled Activity (UDA)	
	2016	2017
April	-400	-193
May	-377	-175
June	-267	-39
July	425	707
August	813	1,232
September	1,580	1,718
October	2,412	2,595
November	3,242	3,099
December	4,069	3,849
January	4,747	
February	5,830	
March	6,669	
April	7,884	
May	9,140	
June	10,106	

QUALITY

	Quantity	Base Number	Contract	AT	Region	England
% of FP17s for the same patient ID Re-attending within 3 months - Children	36	580	6.2%	9.9%	11.9%	12.4%
% of FP17s for the same patient ID Re-attending within 3 months - Adults	539	2,551	21.1%	15.8%	16.5%	16.6%
% of FP17s for the same patient ID Re-attending between 3 & 9 months - Children	282	580	48.6%	59.0%	60.2%	57.5%
% of FP17s for the same patient ID Re-attending between 3 & 9 months - Adults	1,162	2,551	45.6%	51.0%	52.0%	50.4%
% of FP17s for Band 1 Urgent Courses	194	1,850	10.5%	9.5%	9.5%	9.1%
% of FP17s Relating to Free Repair or Replacements	69	1,850	3.7%	0.6%	0.7%	0.8%
% of FP17s Relating to Continuations	30	1,850	1.6%	1.1%	1.2%	1.3%
% of Patients satisfied with the dentistry they have received	5	5	N/A	92.5%	92.9%	92.7%
% of Patients satisfied with the time they had to wait for an appointment	4	5	N/A	89.3%	88.8%	88.8%

* This is based on patients treated on this contract for their most recent course of treatment. Figures in italics indicate the base number of FP17s or Patient Questionnaire responses are less than 100. N/A is shown where the base number of responses is less than 10 during the period. % is calculated as Quantity/Base number*100

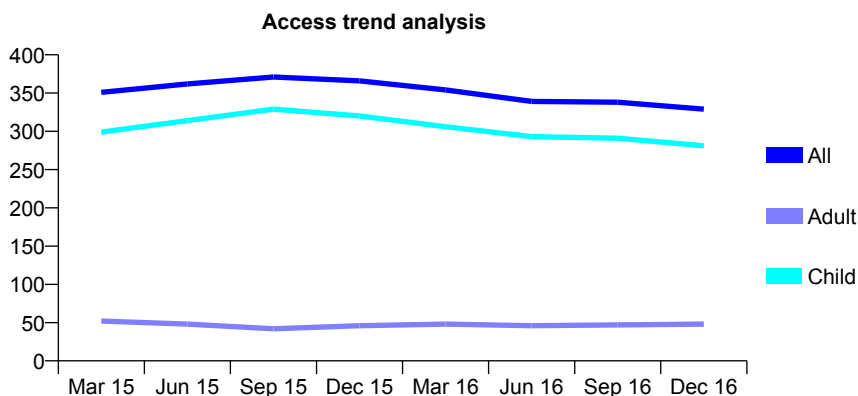
Q68 - Vital Signs At a Glance Contract Report for 328057/0001 - December 2016

Name or company name	MS ME MOORE
Contract type name	GDS Contract
Purpose of contract	General
Contract start date	01/04/2006
Contract end date	31/01/2017

16/17 Contracted general activity (UDA)	507
Carry forward general activity (UDA)	0
16/17 Contracted orthodontic activity (UOA)	0
Carry forward orthodontic activity (UOA)	0
Baseline contract value	£11,259.15

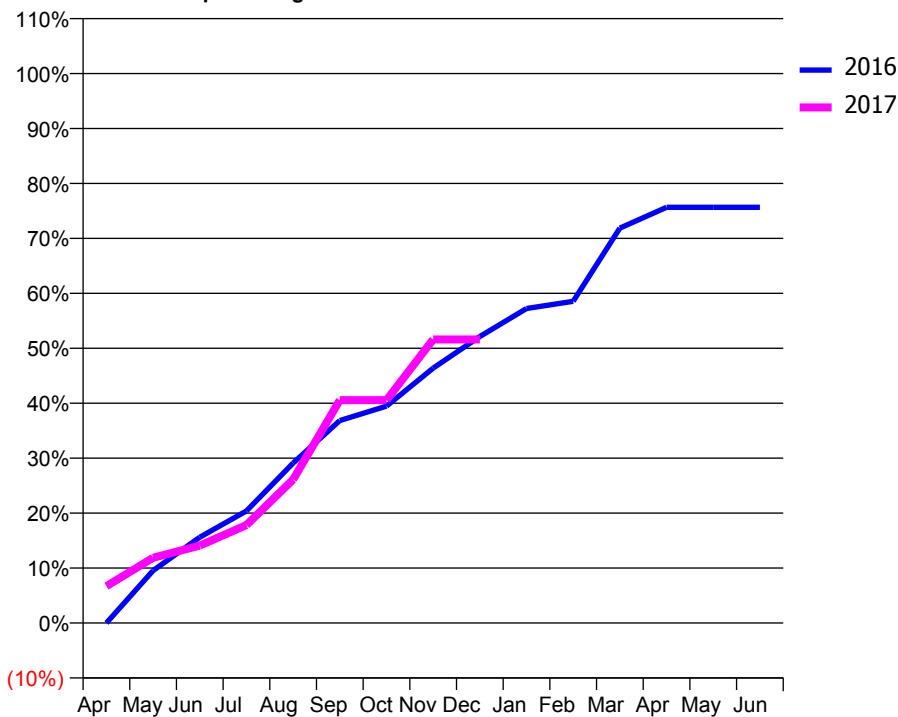
ACCESS*

Patients seen in 24 months	Total	Change since previous quarter
Quarter ending December 2015	366	
Quarter ending March 2016	354	↓
Quarter ending June 2016	339	↓
Quarter ending September 2016	338	→
Quarter ending December 2016	329	↓
Variance since December 2015	(10.1%)	↓



ACTIVITY

Cumulative percentage of contracted UDA delivered 2016 & 2017



Month	Adjusted Scheduled Activity (UDA)	
	2016	2017
April	0	34
May	58	60
June	95	71
July	124	90
August	177	132
September	224	206
October	240	206
November	282	262
December	317	262
January	348	
February	356	
March	437	
April	460	
May	460	
June	460	

QUALITY

	Quantity	Base Number	Contract	AT	Region	England
% of FP17s for the same patient ID Re-attending within 3 months - Children	8	236	3.4%	9.9%	11.9%	12.4%
% of FP17s for the same patient ID Re-attending within 3 months - Adults	1	16	6.3%	15.8%	16.5%	16.6%
% of FP17s for the same patient ID Re-attending between 3 & 9 months - Children	145	236	61.4%	59.0%	60.2%	57.5%
% of FP17s for the same patient ID Re-attending between 3 & 9 months - Adults	6	16	37.5%	51.0%	52.0%	50.4%
% of FP17s for Band 1 Urgent Courses	3	235	1.3%	9.5%	9.5%	9.1%
% of FP17s Relating to Free Repair or Replacements	0	235	0.0%	0.6%	0.7%	0.8%
% of FP17s Relating to Continuations	0	235	0.0%	1.1%	1.2%	1.3%
% of Patients satisfied with the dentistry they have received	0	0	N/A	92.5%	92.9%	92.7%
% of Patients satisfied with the time they had to wait for an appointment	0	0	N/A	89.3%	88.8%	88.8%

* This is based on patients treated on this contract for their most recent course of treatment. Figures in italics indicate the base number of FP17s or Patient Questionnaire responses are less than 100. N/A is shown where the base number of responses is less than 10 during the period. % is calculated as Quantity/Base number*100

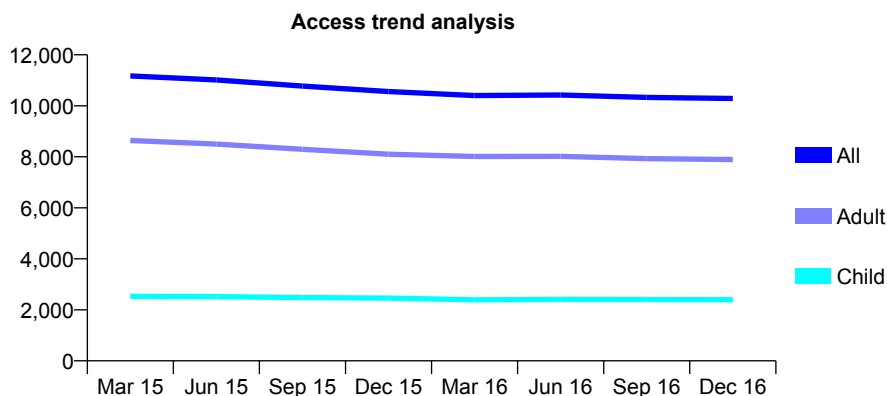
Q68 - Vital Signs At a Glance Contract Report for 331279/0002 - December 2016

Name or company name	Battle Road Dental Practice
Contract type name	GDS Contract
Purpose of contract	General
Contract start date	01/04/2008
Contract end date	

16/17 Contracted general activity (UDA)	30,290
Carry forward general activity (UDA)	0
16/17 Contracted orthodontic activity (UOA)	0
Carry forward orthodontic activity (UOA)	0
Baseline contract value	£805,544.41

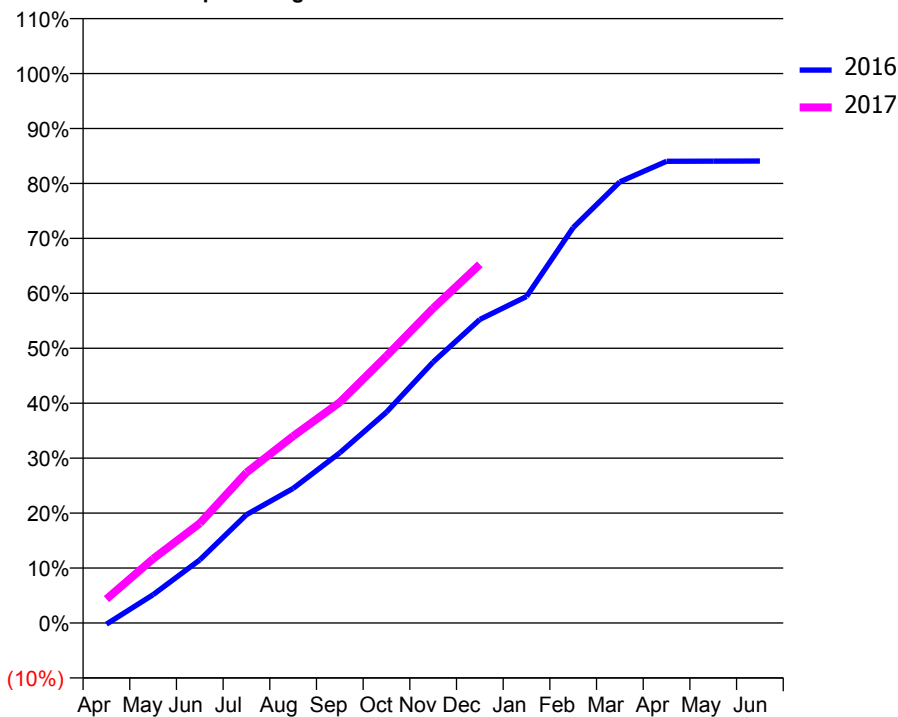
ACCESS*

Patients seen in 24 months	Total	Change since previous quarter
Quarter ending December 2015	10,560	
Quarter ending March 2016	10,402	↓
Quarter ending June 2016	10,423	→
Quarter ending September 2016	10,327	→
Quarter ending December 2016	10,290	→
Variance since December 2015	(2.6%)	↓



ACTIVITY

Cumulative percentage of contracted UDA delivered 2016 & 2017



Month	Adjusted Scheduled Activity (UDA)	
	2016	2017
April	-72	1,320
May	1,564	3,541
June	3,484	5,497
July	5,970	8,294
August	7,422	10,302
September	9,384	12,172
October	11,628	14,721
November	14,388	17,354
December	16,732	19,766
January	17,995	
February	21,798	
March	24,321	
April	25,453	
May	25,461	
June	25,467	

QUALITY

	Quantity	Base Number	Contract	AT	Region	England
% of FP17s for the same patient ID Re-attending within 3 months - Children	230	2,911	7.9%	9.9%	11.9%	12.4%
% of FP17s for the same patient ID Re-attending within 3 months - Adults	1,508	9,155	16.5%	15.8%	16.5%	16.6%
% of FP17s for the same patient ID Re-attending between 3 & 9 months - Children	1,836	2,911	63.1%	59.0%	60.2%	57.5%
% of FP17s for the same patient ID Re-attending between 3 & 9 months - Adults	5,013	9,155	54.8%	51.0%	52.0%	50.4%
% of FP17s for Band 1 Urgent Courses	1,100	10,795	10.2%	9.5%	9.5%	9.1%
% of FP17s Relating to Free Repair or Replacements	101	10,795	0.9%	0.6%	0.7%	0.8%
% of FP17s Relating to Continuations	88	10,795	0.8%	1.1%	1.2%	1.3%
% of Patients satisfied with the dentistry they have received	19	20	95.0%	92.5%	92.9%	92.7%
% of Patients satisfied with the time they had to wait for an appointment	19	20	95.0%	89.3%	88.8%	88.8%

* This is based on patients treated on this contract for their most recent course of treatment. Figures in italics indicate the base number of FP17s or Patient Questionnaire responses are less than 100. N/A is shown where the base number of responses is less than 10 during the period. % is calculated as Quantity/Base number*100

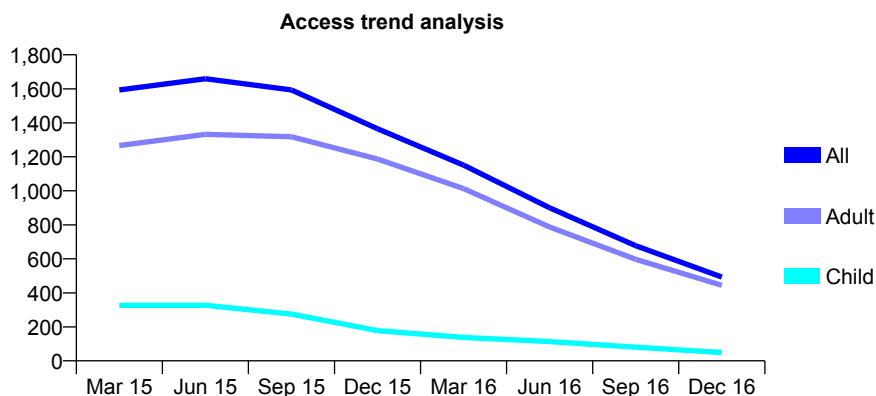
Q68 - Vital Signs At a Glance Contract Report for 331279/0005 - December 2016

Name or company name	Battle Road Dental Practice
Contract type name	GDS Contract
Purpose of contract	General
Contract start date	01/04/2012
Contract end date	

16/17 Contracted general activity (UDA)	4,939
Carry forward general activity (UDA)	0
16/17 Contracted orthodontic activity (UOA)	0
Carry forward orthodontic activity (UOA)	0
Baseline contract value	£111,661.38

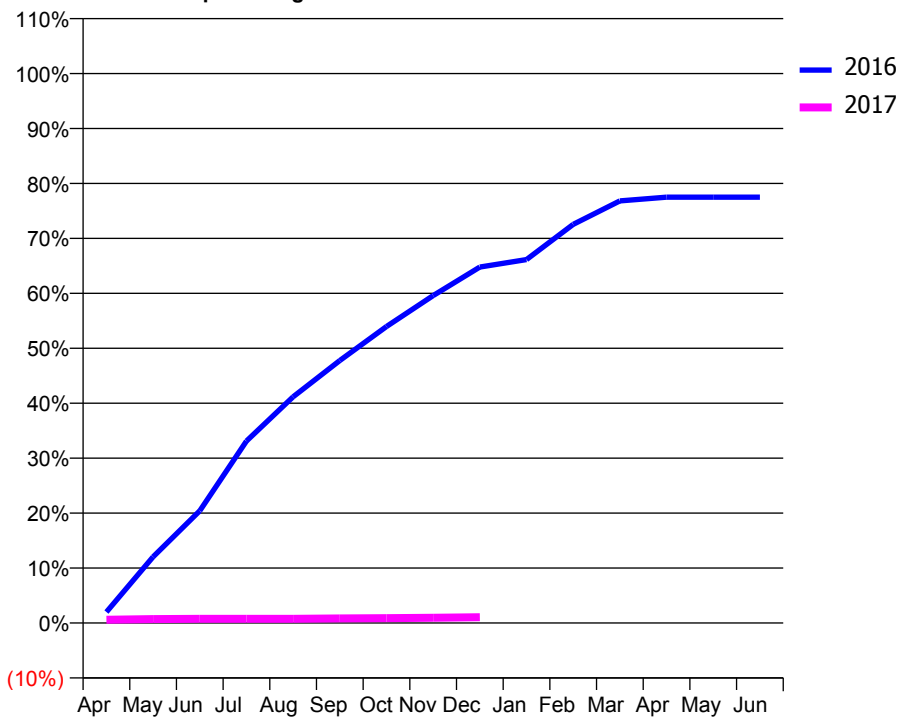
ACCESS*

Patients seen in 24 months	Total	Change since previous quarter
Quarter ending December 2015	1,365	
Quarter ending March 2016	1,151	↓
Quarter ending June 2016	900	↓
Quarter ending September 2016	677	↓
Quarter ending December 2016	493	↓
Variance since December 2015	(63.9%)	↓



ACTIVITY

Cumulative percentage of contracted UDA delivered 2016 & 2017



Month	Adjusted Scheduled Activity (UDA)	
	2016	2017
April	99	29
May	595	35
June	1,009	38
July	1,635	38
August	2,033	38
September	2,359	41
October	2,665	44
November	2,943	47
December	3,199	52
January	3,267	
February	3,583	
March	3,794	
April	3,828	
May	3,828	
June	3,828	

QUALITY

	Quantity	Base Number	Contract	AT	Region	England
% of FP17s for the same patient ID Re-attending within 3 months - Children	0	10	0.0%	9.9%	11.9%	12.4%
% of FP17s for the same patient ID Re-attending within 3 months - Adults	2	38	5.3%	15.8%	16.5%	16.6%
% of FP17s for the same patient ID Re-attending between 3 & 9 months - Children	1	10	10.0%	59.0%	60.2%	57.5%
% of FP17s for the same patient ID Re-attending between 3 & 9 months - Adults	6	38	15.8%	51.0%	52.0%	50.4%
% of FP17s for Band 1 Urgent Courses	1	36	2.8%	9.5%	9.5%	9.1%
% of FP17s Relating to Free Repair or Replacements	1	36	2.8%	0.6%	0.7%	0.8%
% of FP17s Relating to Continuations	1	36	2.8%	1.1%	1.2%	1.3%
% of Patients satisfied with the dentistry they have received	0	0	N/A	92.5%	92.9%	92.7%
% of Patients satisfied with the time they had to wait for an appointment	0	0	N/A	89.3%	88.8%	88.8%

* This is based on patients treated on this contract for their most recent course of treatment. Figures in italics indicate the base number of FP17s or Patient Questionnaire responses are less than 100. N/A is shown where the base number of responses is less than 10 during the period. % is calculated as Quantity/Base number*100

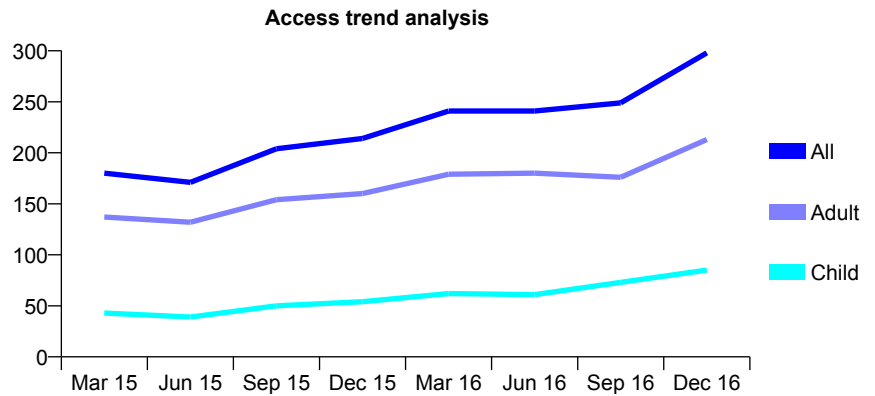
Q68 - Vital Signs At a Glance Contract Report for 331910/0001 - December 2016

Name or company name	MRS RV EVANS
Contract type name	GDS Contract
Purpose of contract	General
Contract start date	01/06/2006
Contract end date	

16/17 Contracted general activity (UDA)	720
Carry forward general activity (UDA)	-14
16/17 Contracted orthodontic activity (UOA)	0
Carry forward orthodontic activity (UOA)	0
Baseline contract value	£20,406.02

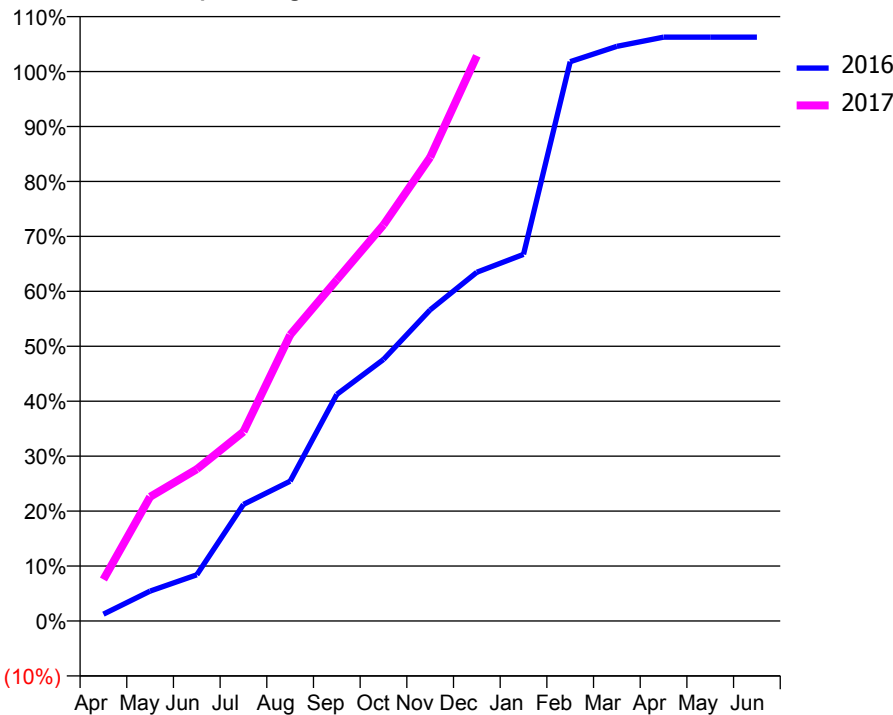
ACCESS*

Patients seen in 24 months	Total	Change since previous quarter
Quarter ending December 2015	214	
Quarter ending March 2016	241	↑
Quarter ending June 2016	241	→
Quarter ending September 2016	249	↑
Quarter ending December 2016	298	↑
Variance since December 2015	39.3%	↑



ACTIVITY

Cumulative percentage of contracted UDA delivered 2016 & 2017



Month	Adjusted Scheduled Activity (UDA)	
	2016	2017
April	9	54
May	39	163
June	61	199
July	153	248
August	183	375
September	297	447
October	343	519
November	408	608
December	457	741
January	480	
February	733	
March	753	
April	765	
May	765	
June	765	

QUALITY

	Quantity	Base Number	Contract	AT	Region	England
% of FP17s for the same patient ID Re-attending within 3 months - Children	2	89	2.2%	9.9%	11.9%	12.4%
% of FP17s for the same patient ID Re-attending within 3 months - Adults	16	213	7.5%	15.8%	16.5%	16.6%
% of FP17s for the same patient ID Re-attending between 3 & 9 months - Children	11	89	12.4%	59.0%	60.2%	57.5%
% of FP17s for the same patient ID Re-attending between 3 & 9 months - Adults	29	213	13.6%	51.0%	52.0%	50.4%
% of FP17s for Band 1 Urgent Courses	23	301	7.6%	9.5%	9.5%	9.1%
% of FP17s Relating to Free Repair or Replacements	10	301	3.3%	0.6%	0.7%	0.8%
% of FP17s Relating to Continuations	1	301	0.3%	1.1%	1.2%	1.3%
% of Patients satisfied with the dentistry they have received	1	1	N/A	92.5%	92.9%	92.7%
% of Patients satisfied with the time they had to wait for an appointment	1	1	N/A	89.3%	88.8%	88.8%

* This is based on patients treated on this contract for their most recent course of treatment. Figures in italics indicate the base number of FP17s or Patient Questionnaire responses are less than 100. N/A is shown where the base number of responses is less than 10 during the period. % is calculated as Quantity/Base number*100

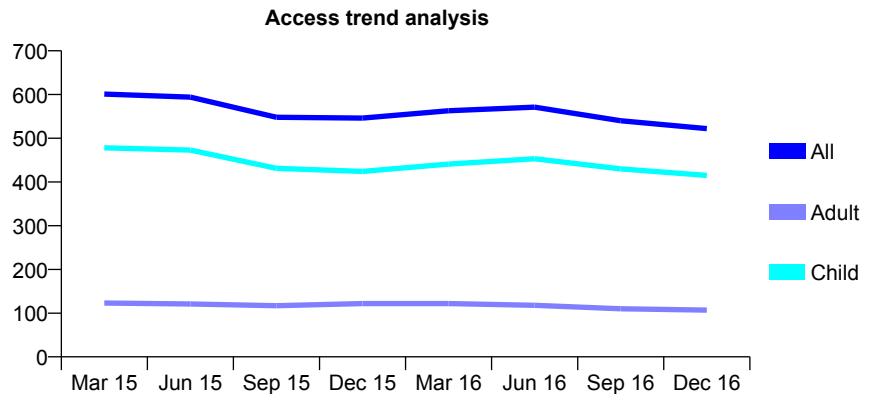
Q68 - Vital Signs At a Glance Contract Report for 332313/0001 - December 2016

Name or company name	MR JJ DREWETT
Contract type name	GDS Contract
Purpose of contract	General
Contract start date	01/04/2006
Contract end date	

16/17 Contracted general activity (UDA)	900
Carry forward general activity (UDA)	0
16/17 Contracted orthodontic activity (UOA)	0
Carry forward orthodontic activity (UOA)	0
Baseline contract value	£26,890.05

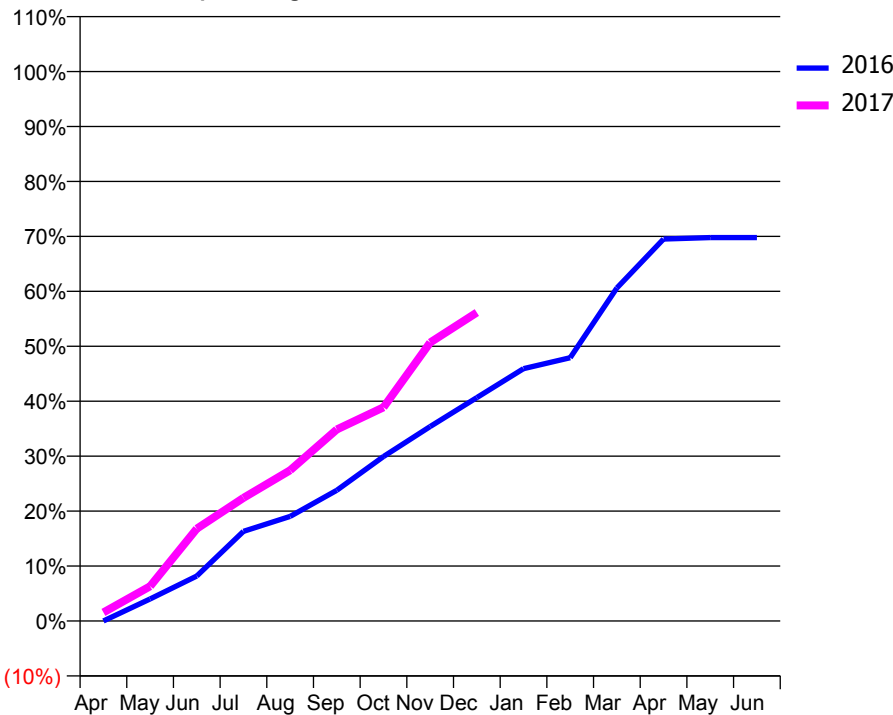
ACCESS*

Patients seen in 24 months	Total	Change since previous quarter
Quarter ending December 2015	546	
Quarter ending March 2016	563	↑
Quarter ending June 2016	571	→
Quarter ending September 2016	540	↓
Quarter ending December 2016	522	↓
Variance since December 2015	(4.4%)	↓



ACTIVITY

Cumulative percentage of contracted UDA delivered 2016 & 2017



Month	Adjusted Scheduled Activity (UDA)	
	2016	2017
April	0	14
May	52	57
June	107	151
July	212	202
August	247	247
September	309	314
October	389	350
November	460	456
December	529	505
January	597	
February	623	
March	788	
April	904	
May	907	
June	907	

QUALITY

	Quantity	Base Number	Contract	AT	Region	England
% of FP17s for the same patient ID Re-attending within 3 months - Children	12	416	2.9%	9.9%	11.9%	12.4%
% of FP17s for the same patient ID Re-attending within 3 months - Adults	0	43	0.0%	15.8%	16.5%	16.6%
% of FP17s for the same patient ID Re-attending between 3 & 9 months - Children	233	416	56.0%	59.0%	60.2%	57.5%
% of FP17s for the same patient ID Re-attending between 3 & 9 months - Adults	23	43	53.5%	51.0%	52.0%	50.4%
% of FP17s for Band 1 Urgent Courses	6	377	1.6%	9.5%	9.5%	9.1%
% of FP17s Relating to Free Repair or Replacements	0	377	0.0%	0.6%	0.7%	0.8%
% of FP17s Relating to Continuations	0	377	0.0%	1.1%	1.2%	1.3%
% of Patients satisfied with the dentistry they have received	0	0	N/A	92.5%	92.9%	92.7%
% of Patients satisfied with the time they had to wait for an appointment	0	0	N/A	89.3%	88.8%	88.8%

* This is based on patients treated on this contract for their most recent course of treatment. Figures in italics indicate the base number of FP17s or Patient Questionnaire responses are less than 100. N/A is shown where the base number of responses is less than 10 during the period. % is calculated as Quantity/Base number*100

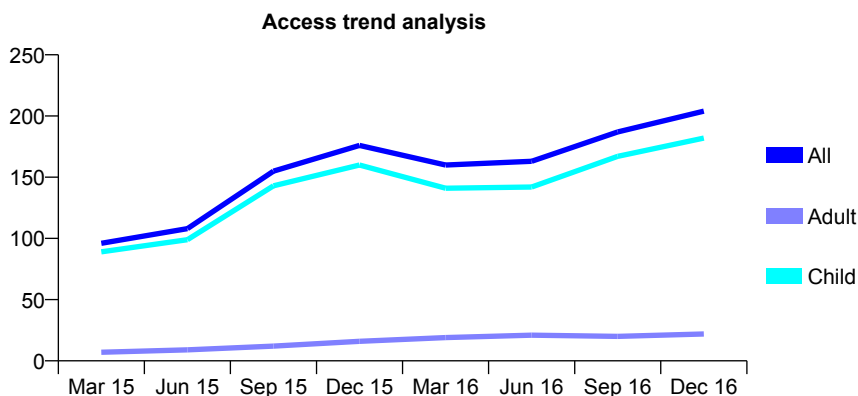
Q68 - Vital Signs At a Glance Contract Report for 332313/0002 - December 2016

Name or company name	MR JJ DREWETT
Contract type name	GDS Contract
Purpose of contract	General
Contract start date	12/05/2014
Contract end date	

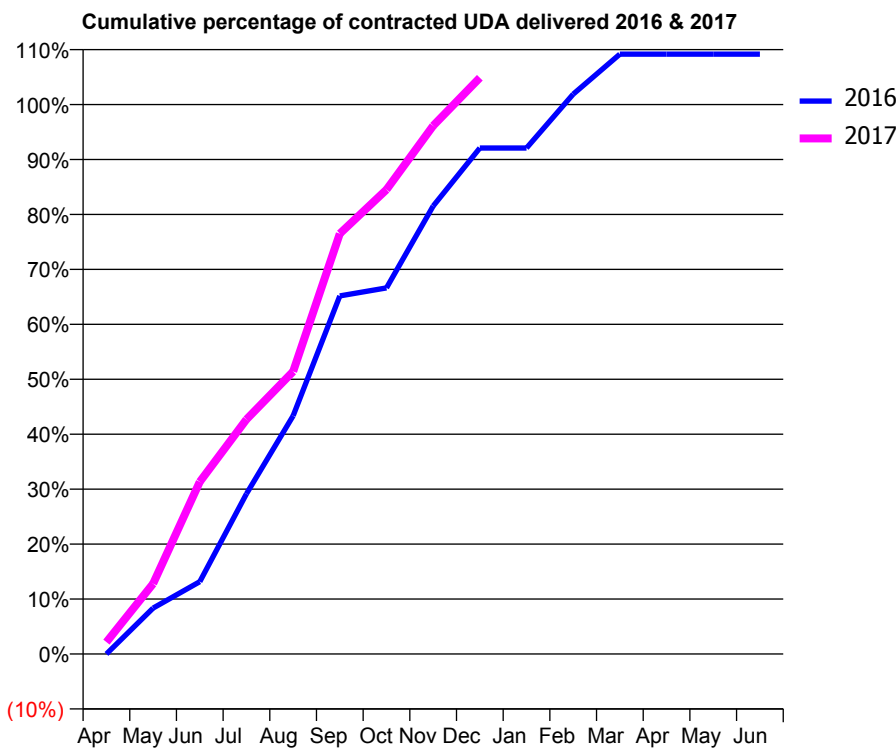
16/17 Contracted general activity (UDA)	275
Carry forward general activity (UDA)	-6
16/17 Contracted orthodontic activity (UOA)	0
Carry forward orthodontic activity (UOA)	0
Baseline contract value	£6,110.76

ACCESS*

Patients seen in 24 months	Total	Change since previous quarter
Quarter ending December 2015	176	
Quarter ending March 2016	160	↓
Quarter ending June 2016	163	→
Quarter ending September 2016	187	↑
Quarter ending December 2016	204	↑
Variance since December 2015	15.9%	↑



ACTIVITY



Month	Adjusted Scheduled Activity (UDA)	
	2016	2017
April	0	6
May	23	35
June	36	86
July	80	117
August	119	141
September	179	210
October	183	232
November	224	264
December	253	288
January	253	
February	280	
March	300	
April	300	
May	300	
June	300	

QUALITY

	Quantity	Base Number	Contract	AT	Region	England
% of FP17s for the same patient ID Re-attending within 3 months - Children	12	187	6.4%	9.9%	11.9%	12.4%
% of FP17s for the same patient ID Re-attending within 3 months - Adults	2	8	25.0%	15.8%	16.5%	16.6%
% of FP17s for the same patient ID Re-attending between 3 & 9 months - Children	43	187	23.0%	59.0%	60.2%	57.5%
% of FP17s for the same patient ID Re-attending between 3 & 9 months - Adults	3	8	37.5%	51.0%	52.0%	50.4%
% of FP17s for Band 1 Urgent Courses	2	195	1.0%	9.5%	9.5%	9.1%
% of FP17s Relating to Free Repair or Replacements	0	195	0.0%	0.6%	0.7%	0.8%
% of FP17s Relating to Continuations	0	195	0.0%	1.1%	1.2%	1.3%
% of Patients satisfied with the dentistry they have received	0	0	N/A	92.5%	92.9%	92.7%
% of Patients satisfied with the time they had to wait for an appointment	0	0	N/A	89.3%	88.8%	88.8%

* This is based on patients treated on this contract for their most recent course of treatment. Figures in italics indicate the base number of FP17s or Patient Questionnaire responses are less than 100. N/A is shown where the base number of responses is less than 10 during the period. % is calculated as Quantity/Base number*100

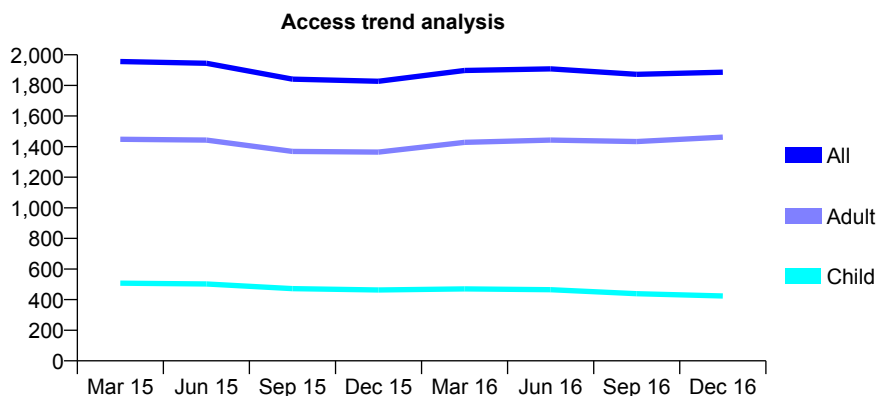
Q68 - Vital Signs At a Glance Contract Report for 333506/0001 - December 2016

Name or company name	MISS TL TRAN
Contract type name	GDS Contract
Purpose of contract	General
Contract start date	01/04/2006
Contract end date	

16/17 Contracted general activity (UDA)	5,081
Carry forward general activity (UDA)	160
16/17 Contracted orthodontic activity (UOA)	0
Carry forward orthodontic activity (UOA)	0
Baseline contract value	£123,908.85

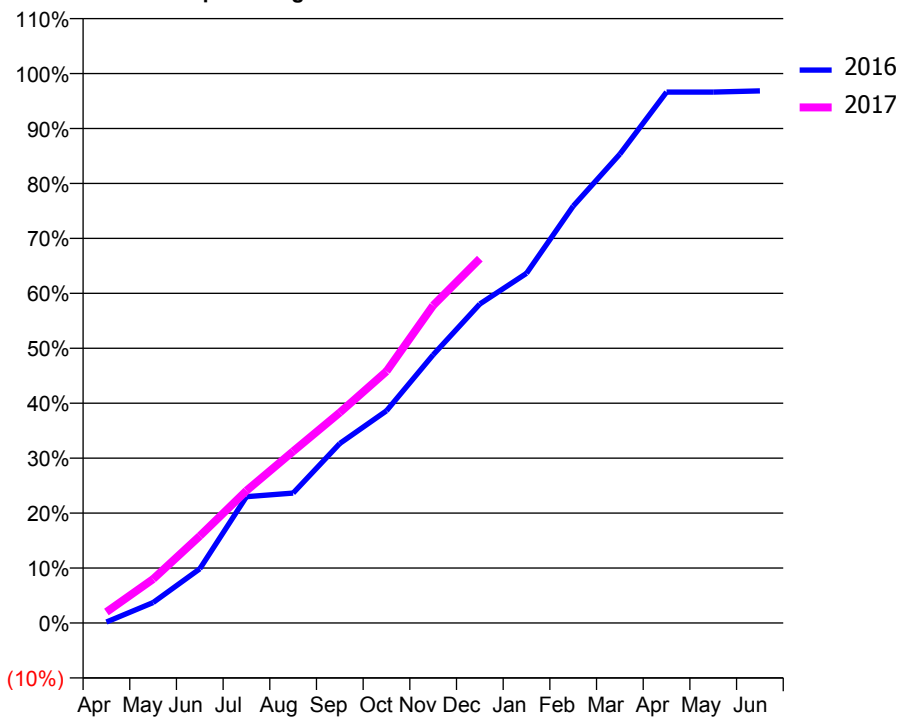
ACCESS*

Patients seen in 24 months	Total	Change since previous quarter
Quarter ending December 2015	1,827	
Quarter ending March 2016	1,898	↑
Quarter ending June 2016	1,908	→
Quarter ending September 2016	1,872	↓
Quarter ending December 2016	1,886	→
Variance since December 2015	3.2%	↑



ACTIVITY

Cumulative percentage of contracted UDA delivered 2016 & 2017



Month	Adjusted Scheduled Activity (UDA)	
	2016	2017
April	9	102
May	190	406
June	501	804
July	1,168	1,224
August	1,202	1,588
September	1,660	1,947
October	1,962	2,327
November	2,480	2,936
December	2,950	3,369
January	3,233	
February	3,854	
March	4,336	
April	4,909	
May	4,909	
June	4,921	

QUALITY

	Quantity	Base Number	Contract	AT	Region	England
% of FP17s for the same patient ID Re-attending within 3 months - Children	20	550	3.6%	9.9%	11.9%	12.4%
% of FP17s for the same patient ID Re-attending within 3 months - Adults	223	1,931	11.5%	15.8%	16.5%	16.6%
% of FP17s for the same patient ID Re-attending between 3 & 9 months - Children	409	550	74.4%	59.0%	60.2%	57.5%
% of FP17s for the same patient ID Re-attending between 3 & 9 months - Adults	1,367	1,931	70.8%	51.0%	52.0%	50.4%
% of FP17s for Band 1 Urgent Courses	75	2,186	3.4%	9.5%	9.5%	9.1%
% of FP17s Relating to Free Repair or Replacements	18	2,186	0.8%	0.6%	0.7%	0.8%
% of FP17s Relating to Continuations	58	2,186	2.7%	1.1%	1.2%	1.3%
% of Patients satisfied with the dentistry they have received	5	5	N/A	92.5%	92.9%	92.7%
% of Patients satisfied with the time they had to wait for an appointment	5	5	N/A	89.3%	88.8%	88.8%

* This is based on patients treated on this contract for their most recent course of treatment. Figures in italics indicate the base number of FP17s or Patient Questionnaire responses are less than 100. N/A is shown where the base number of responses is less than 10 during the period. % is calculated as Quantity/Base number*100

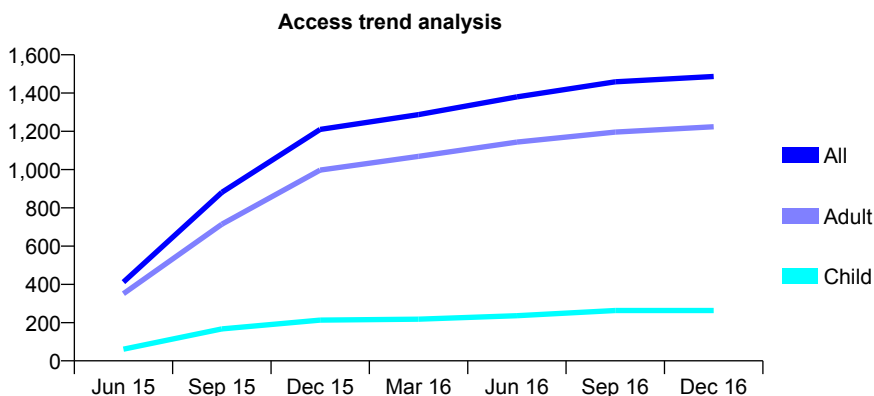
Q68 - Vital Signs At a Glance Contract Report for 333506/0002 - December 2016

Name or company name	MISS TL TRAN
Contract type name	GDS Contract
Purpose of contract	General
Contract start date	01/04/2015
Contract end date	

16/17 Contracted general activity (UDA)	5,700
Carry forward general activity (UDA)	215
16/17 Contracted orthodontic activity (UOA)	0
Carry forward orthodontic activity (UOA)	0
Baseline contract value	£126,686.36

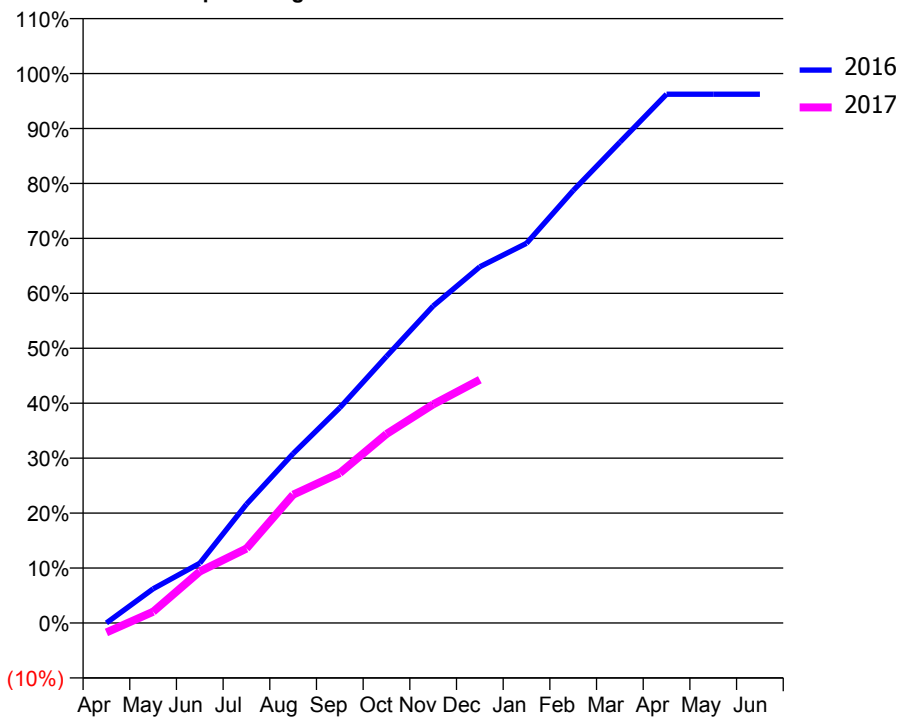
ACCESS*

Patients seen in 24 months	Total	Change since previous quarter
Quarter ending December 2015	1,210	
Quarter ending March 2016	1,287	↑
Quarter ending June 2016	1,380	↑
Quarter ending September 2016	1,459	↑
Quarter ending December 2016	1,487	→
Variance since December 2015	22.9%	↑



ACTIVITY

Cumulative percentage of contracted UDA delivered 2016 & 2017



Month	Adjusted Scheduled Activity (UDA)	
	2016	2017
April	0	-99
May	354	116
June	621	534
July	1,232	773
August	1,758	1,331
September	2,233	1,556
October	2,766	1,961
November	3,289	2,268
December	3,695	2,524
January	3,938	
February	4,487	
March	4,987	
April	5,485	
May	5,485	
June	5,485	

QUALITY

	Quantity	Base Number	Contract	AT	Region	England
% of FP17s for the same patient ID Re-attending within 3 months - Children	15	297	5.1%	9.9%	11.9%	12.4%
% of FP17s for the same patient ID Re-attending within 3 months - Adults	133	1,328	10.0%	15.8%	16.5%	16.6%
% of FP17s for the same patient ID Re-attending between 3 & 9 months - Children	172	297	57.9%	59.0%	60.2%	57.5%
% of FP17s for the same patient ID Re-attending between 3 & 9 months - Adults	827	1,328	62.3%	51.0%	52.0%	50.4%
% of FP17s for Band 1 Urgent Courses	69	1,451	4.8%	9.5%	9.5%	9.1%
% of FP17s Relating to Free Repair or Replacements	0	1,451	0.0%	0.6%	0.7%	0.8%
% of FP17s Relating to Continuations	29	1,451	2.0%	1.1%	1.2%	1.3%
% of Patients satisfied with the dentistry they have received	2	2	N/A	92.5%	92.9%	92.7%
% of Patients satisfied with the time they had to wait for an appointment	2	2	N/A	89.3%	88.8%	88.8%

* This is based on patients treated on this contract for their most recent course of treatment. Figures in italics indicate the base number of FP17s or Patient Questionnaire responses are less than 100. N/A is shown where the base number of responses is less than 10 during the period. % is calculated as Quantity/Base number*100

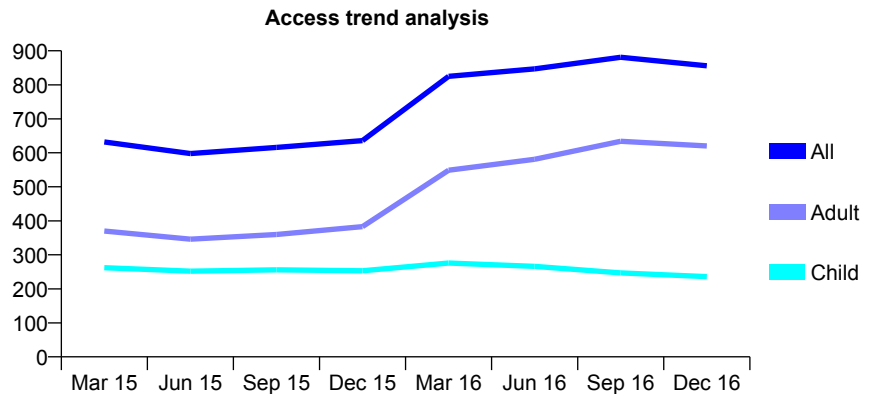
Q68 - Vital Signs At a Glance Contract Report for 334251/0001 - December 2016

Name or company name	MR AD BROWN
Contract type name	GDS Contract
Purpose of contract	General
Contract start date	01/04/2006
Contract end date	

16/17 Contracted general activity (UDA)	2,392
Carry forward general activity (UDA)	0
16/17 Contracted orthodontic activity (UOA)	0
Carry forward orthodontic activity (UOA)	0
Baseline contract value	£57,557.42

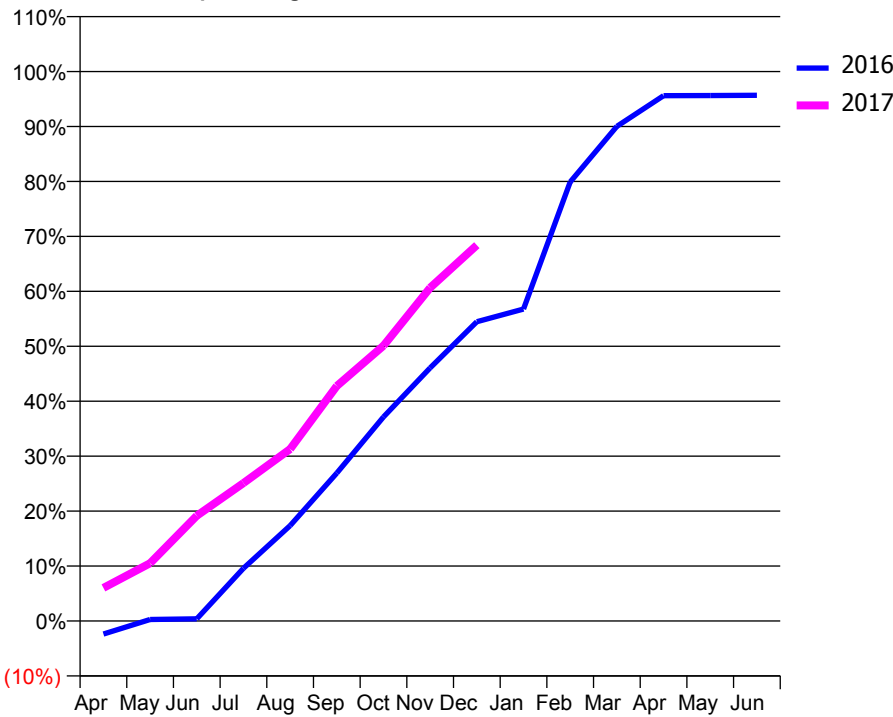
ACCESS*

Patients seen in 24 months	Total	Change since previous quarter
Quarter ending December 2015	636	
Quarter ending March 2016	825	↑
Quarter ending June 2016	847	↑
Quarter ending September 2016	881	↑
Quarter ending December 2016	856	↓
Variance since December 2015	34.6%	↑



ACTIVITY

Cumulative percentage of contracted UDA delivered 2016 & 2017



Month	Adjusted Scheduled Activity (UDA)	
	2016	2017
April	-57	144
May	6	251
June	9	458
July	230	600
August	416	749
September	644	1,023
October	889	1,198
November	1,102	1,451
December	1,303	1,636
January	1,358	
February	1,911	
March	2,153	
April	2,287	
May	2,288	
June	2,289	

QUALITY

	Quantity	Base Number	Contract	AT	Region	England
% of FP17s for the same patient ID Re-attending within 3 months - Children	7	251	2.8%	9.9%	11.9%	12.4%
% of FP17s for the same patient ID Re-attending within 3 months - Adults	27	596	4.5%	15.8%	16.5%	16.6%
% of FP17s for the same patient ID Re-attending between 3 & 9 months - Children	137	251	54.6%	59.0%	60.2%	57.5%
% of FP17s for the same patient ID Re-attending between 3 & 9 months - Adults	101	596	16.9%	51.0%	52.0%	50.4%
% of FP17s for Band 1 Urgent Courses	16	774	2.1%	9.5%	9.5%	9.1%
% of FP17s Relating to Free Repair or Replacements	0	774	0.0%	0.6%	0.7%	0.8%
% of FP17s Relating to Continuations	3	774	0.4%	1.1%	1.2%	1.3%
% of Patients satisfied with the dentistry they have received	2	2	N/A	92.5%	92.9%	92.7%
% of Patients satisfied with the time they had to wait for an appointment	2	2	N/A	89.3%	88.8%	88.8%

* This is based on patients treated on this contract for their most recent course of treatment. Figures in italics indicate the base number of FP17s or Patient Questionnaire responses are less than 100. N/A is shown where the base number of responses is less than 10 during the period. % is calculated as Quantity/Base number*100

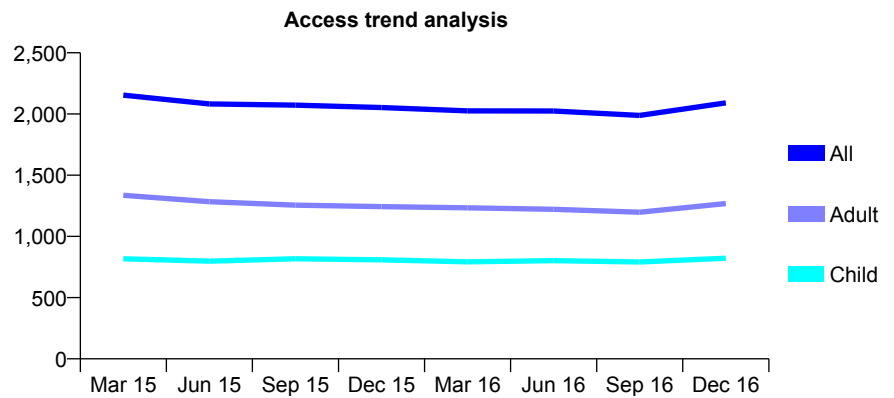
Q68 - Vital Signs At a Glance Contract Report for 336688/0001 - December 2016

Name or company name	MISS CR CAREY
Contract type name	GDS Contract
Purpose of contract	General
Contract start date	01/11/2006
Contract end date	

16/17 Contracted general activity (UDA)	5,000
Carry forward general activity (UDA)	0
16/17 Contracted orthodontic activity (UOA)	0
Carry forward orthodontic activity (UOA)	0
Baseline contract value	£114,128.84

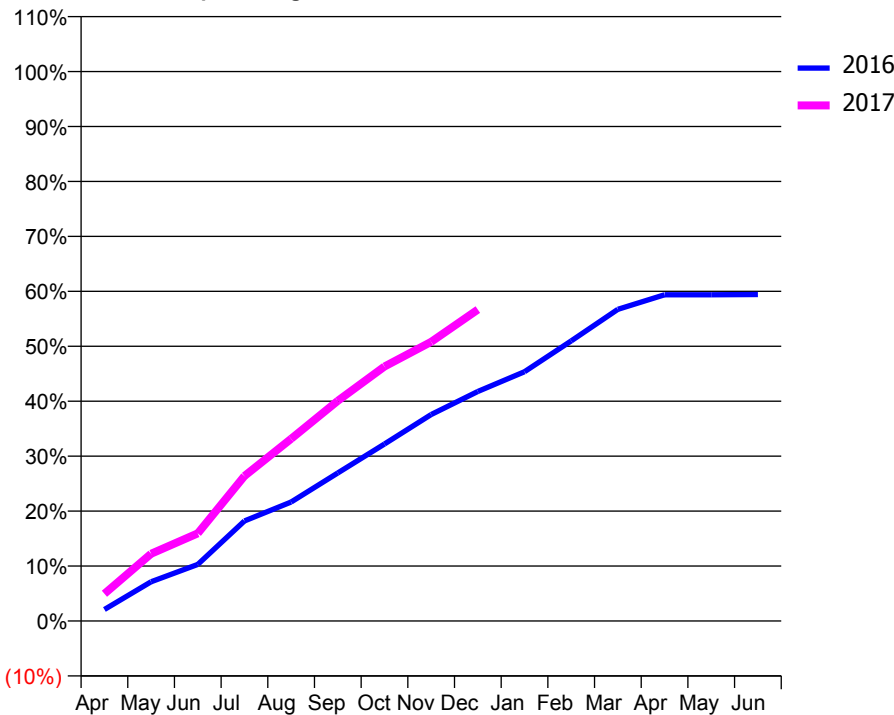
ACCESS*

Patients seen in 24 months	Total	Change since previous quarter
Quarter ending December 2015	2,053	
Quarter ending March 2016	2,026	↓
Quarter ending June 2016	2,024	→
Quarter ending September 2016	1,989	↓
Quarter ending December 2016	2,091	↑
Variance since December 2015	1.9%	→



ACTIVITY

Cumulative percentage of contracted UDA delivered 2016 & 2017



Month	Adjusted Scheduled Activity (UDA)	
	2016	2017
April	176	248
May	597	612
June	859	798
July	1,520	1,319
August	1,808	1,658
September	2,250	2,004
October	2,689	2,315
November	3,138	2,540
December	3,487	2,834
January	3,788	
February	4,257	
March	4,736	
April	4,957	
May	4,958	
June	4,961	

QUALITY

	Quantity	Base Number	Contract	AT	Region	England
% of FP17s for the same patient ID Re-attending within 3 months - Children	84	999	8.4%	9.9%	11.9%	12.4%
% of FP17s for the same patient ID Re-attending within 3 months - Adults	142	1,206	11.8%	15.8%	16.5%	16.6%
% of FP17s for the same patient ID Re-attending between 3 & 9 months - Children	627	999	62.8%	59.0%	60.2%	57.5%
% of FP17s for the same patient ID Re-attending between 3 & 9 months - Adults	638	1,206	52.9%	51.0%	52.0%	50.4%
% of FP17s for Band 1 Urgent Courses	53	1,862	2.8%	9.5%	9.5%	9.1%
% of FP17s Relating to Free Repair or Replacements	5	1,862	0.3%	0.6%	0.7%	0.8%
% of FP17s Relating to Continuations	4	1,862	0.2%	1.1%	1.2%	1.3%
% of Patients satisfied with the dentistry they have received	1	2	N/A	92.5%	92.9%	92.7%
% of Patients satisfied with the time they had to wait for an appointment	1	2	N/A	89.3%	88.8%	88.8%

* This is based on patients treated on this contract for their most recent course of treatment. Figures in italics indicate the base number of FP17s or Patient Questionnaire responses are less than 100. N/A is shown where the base number of responses is less than 10 during the period. % is calculated as Quantity/Base number*100

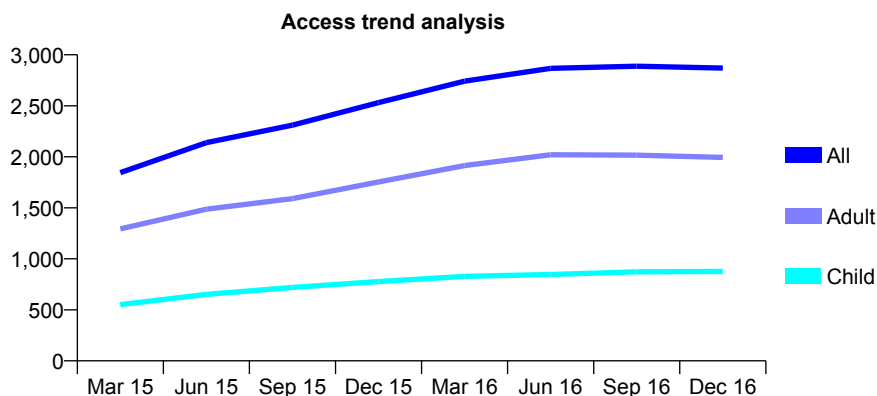
Q68 - Vital Signs At a Glance Contract Report for 336785/0005 - December 2016

Name or company name	MRS KS RADIA
Contract type name	GDS Contract
Purpose of contract	General
Contract start date	09/07/2014
Contract end date	

16/17 Contracted general activity (UDA)	7,000
Carry forward general activity (UDA)	5
16/17 Contracted orthodontic activity (UOA)	0
Carry forward orthodontic activity (UOA)	0
Baseline contract value	£155,572.75

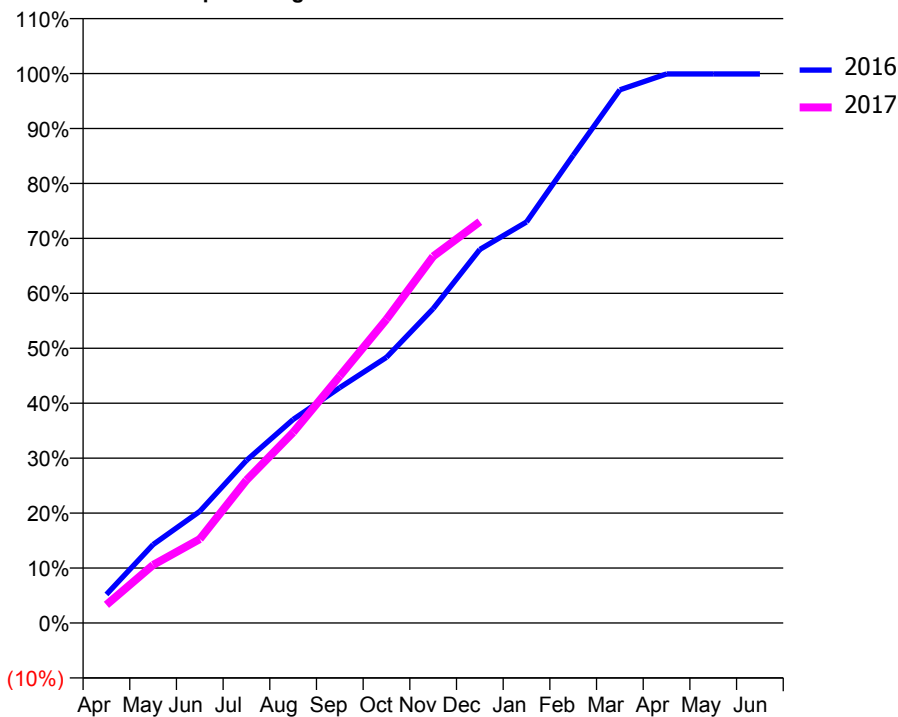
ACCESS*

Patients seen in 24 months	Total	Change since previous quarter
Quarter ending December 2015	2,531	
Quarter ending March 2016	2,742	↑
Quarter ending June 2016	2,867	↑
Quarter ending September 2016	2,888	→
Quarter ending December 2016	2,870	→
Variance since December 2015	13.4%	↑



ACTIVITY

Cumulative percentage of contracted UDA delivered 2016 & 2017



Adjusted Scheduled Activity (UDA)

Month	2016	2017
April	364	232
May	1,000	740
June	1,423	1,069
July	2,072	1,821
August	2,592	2,429
September	3,000	3,146
October	3,384	3,870
November	4,005	4,671
December	4,759	5,112
January	5,108	
February	5,958	
March	6,793	
April	6,994	
May	6,995	
June	6,995	

QUALITY

	Quantity	Base Number	Contract	AT	Region	England
% of FP17s for the same patient ID Re-attending within 3 months - Children	98	1,029	9.5%	9.9%	11.9%	12.4%
% of FP17s for the same patient ID Re-attending within 3 months - Adults	287	1,928	14.9%	15.8%	16.5%	16.6%
% of FP17s for the same patient ID Re-attending between 3 & 9 months - Children	634	1,029	61.6%	59.0%	60.2%	57.5%
% of FP17s for the same patient ID Re-attending between 3 & 9 months - Adults	856	1,928	44.4%	51.0%	52.0%	50.4%
% of FP17s for Band 1 Urgent Courses	302	2,836	10.6%	9.5%	9.5%	9.1%
% of FP17s Relating to Free Repair or Replacements	11	2,836	0.4%	0.6%	0.7%	0.8%
% of FP17s Relating to Continuations	1	2,836	0.0%	1.1%	1.2%	1.3%
% of Patients satisfied with the dentistry they have received	17	17	100.0%	92.5%	92.9%	92.7%
% of Patients satisfied with the time they had to wait for an appointment	15	17	88.2%	89.3%	88.8%	88.8%

* This is based on patients treated on this contract for their most recent course of treatment. Figures in italics indicate the base number of FP17s or Patient Questionnaire responses are less than 100. N/A is shown where the base number of responses is less than 10 during the period. % is calculated as Quantity/Base number*100

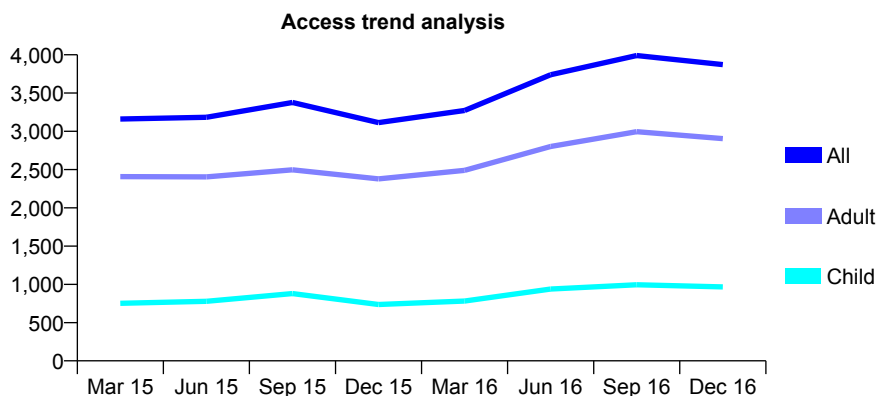
Q68 - Vital Signs At a Glance Contract Report for 337242/0001 - December 2016

Name or company name	MR CI ANDREASSON
Contract type name	GDS Contract
Purpose of contract	General
Contract start date	01/04/2006
Contract end date	

16/17 Contracted general activity (UDA)	12,656
Carry forward general activity (UDA)	0
16/17 Contracted orthodontic activity (UOA)	0
Carry forward orthodontic activity (UOA)	0
Baseline contract value	£438,387.85

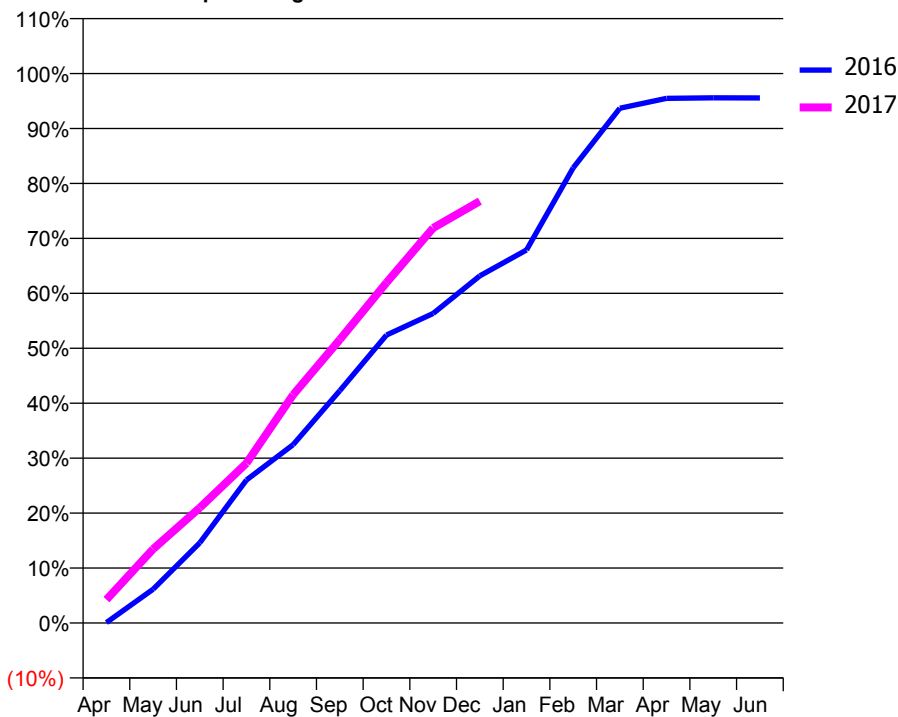
ACCESS*

Patients seen in 24 months	Total	Change since previous quarter
Quarter ending December 2015	3,114	
Quarter ending March 2016	3,272	↑
Quarter ending June 2016	3,740	↑
Quarter ending September 2016	3,990	↑
Quarter ending December 2016	3,872	↓
Variance since December 2015	24.3%	↑



ACTIVITY

Cumulative percentage of contracted UDA delivered 2016 & 2017



Month	Adjusted Scheduled Activity (UDA)	
	2016	2017
April	11	539
May	778	1,704
June	1,848	2,654
July	3,293	3,680
August	4,107	5,256
September	5,351	6,528
October	6,632	7,840
November	7,131	9,098
December	7,995	9,715
January	8,592	
February	10,483	
March	11,858	
April	12,083	
May	12,095	
June	12,094	

QUALITY

	Quantity	Base Number	Contract	AT	Region	England
% of FP17s for the same patient ID Re-attending within 3 months - Children	90	1,186	7.6%	9.9%	11.9%	12.4%
% of FP17s for the same patient ID Re-attending within 3 months - Adults	487	3,359	14.5%	15.8%	16.5%	16.6%
% of FP17s for the same patient ID Re-attending between 3 & 9 months - Children	515	1,186	43.4%	59.0%	60.2%	57.5%
% of FP17s for the same patient ID Re-attending between 3 & 9 months - Adults	1,431	3,359	42.6%	51.0%	52.0%	50.4%
% of FP17s for Band 1 Urgent Courses	269	4,452	6.0%	9.5%	9.5%	9.1%
% of FP17s Relating to Free Repair or Replacements	31	4,452	0.7%	0.6%	0.7%	0.8%
% of FP17s Relating to Continuations	30	4,452	0.7%	1.1%	1.2%	1.3%
% of Patients satisfied with the dentistry they have received	4	4	N/A	92.5%	92.9%	92.7%
% of Patients satisfied with the time they had to wait for an appointment	4	4	N/A	89.3%	88.8%	88.8%

* This is based on patients treated on this contract for their most recent course of treatment. Figures in italics indicate the base number of FP17s or Patient Questionnaire responses are less than 100. N/A is shown where the base number of responses is less than 10 during the period. % is calculated as Quantity/Base number*100

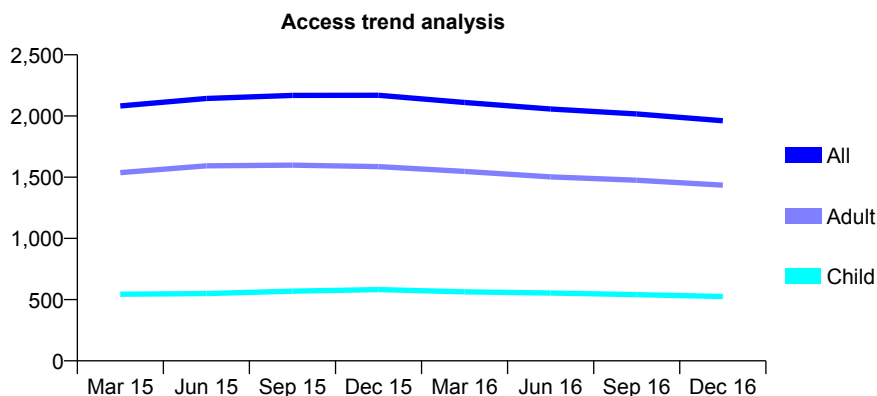
Q68 - Vital Signs At a Glance Contract Report for 337358/0001 - December 2016

Name or company name	MR NS KONDEL
Contract type name	GDS Contract
Purpose of contract	General
Contract start date	01/04/2006
Contract end date	

16/17 Contracted general activity (UDA)	5,535
Carry forward general activity (UDA)	-111
16/17 Contracted orthodontic activity (UOA)	0
Carry forward orthodontic activity (UOA)	0
Baseline contract value	£135,630.39

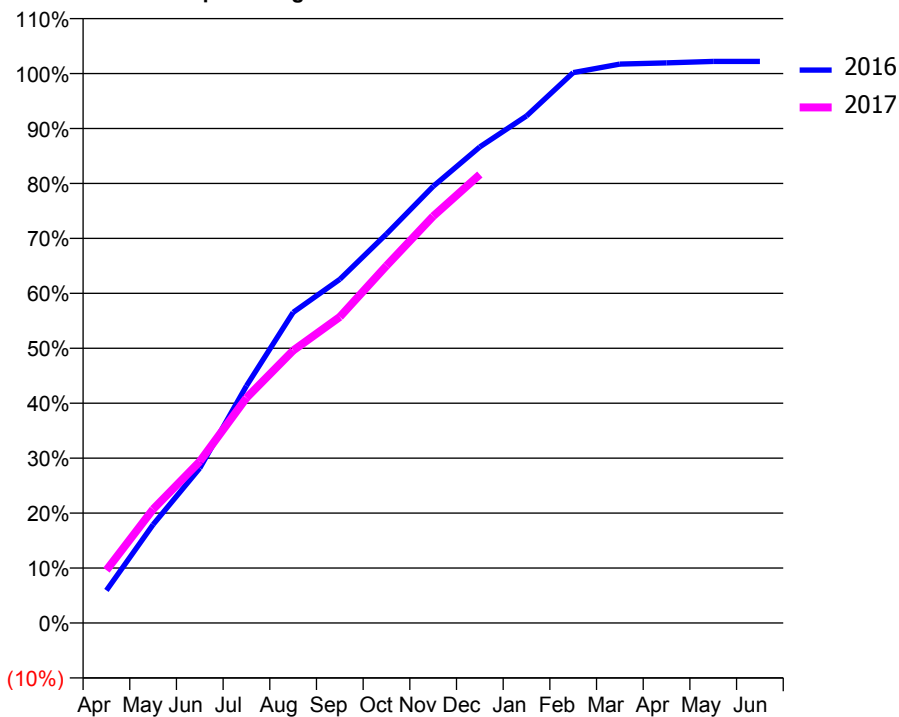
ACCESS*

Patients seen in 24 months	Total	Change since previous quarter
Quarter ending December 2015	2,169	
Quarter ending March 2016	2,111	↓
Quarter ending June 2016	2,057	↓
Quarter ending September 2016	2,017	↓
Quarter ending December 2016	1,961	↓
Variance since December 2015	(9.6%)	↓



ACTIVITY

Cumulative percentage of contracted UDA delivered 2016 & 2017



Month	Adjusted Scheduled Activity (UDA)	
	2016	2017
April	329	533
May	992	1,147
June	1,560	1,627
July	2,389	2,268
August	3,129	2,745
September	3,462	3,083
October	3,919	3,598
November	4,398	4,098
December	4,796	4,517
January	5,107	
February	5,544	
March	5,630	
April	5,642	
May	5,656	
June	5,657	

QUALITY

	Quantity	Base Number	Contract	AT	Region	England
% of FP17s for the same patient ID Re-attending within 3 months - Children	49	623	7.9%	9.9%	11.9%	12.4%
% of FP17s for the same patient ID Re-attending within 3 months - Adults	315	1,690	18.6%	15.8%	16.5%	16.6%
% of FP17s for the same patient ID Re-attending between 3 & 9 months - Children	364	623	58.4%	59.0%	60.2%	57.5%
% of FP17s for the same patient ID Re-attending between 3 & 9 months - Adults	882	1,690	52.2%	51.0%	52.0%	50.4%
% of FP17s for Band 1 Urgent Courses	207	2,300	9.0%	9.5%	9.5%	9.1%
% of FP17s Relating to Free Repair or Replacements	9	2,300	0.4%	0.6%	0.7%	0.8%
% of FP17s Relating to Continuations	0	2,300	0.0%	1.1%	1.2%	1.3%
% of Patients satisfied with the dentistry they have received	2	3	N/A	92.5%	92.9%	92.7%
% of Patients satisfied with the time they had to wait for an appointment	2	3	N/A	89.3%	88.8%	88.8%

* This is based on patients treated on this contract for their most recent course of treatment. Figures in italics indicate the base number of FP17s or Patient Questionnaire responses are less than 100. N/A is shown where the base number of responses is less than 10 during the period. % is calculated as Quantity/Base number*100

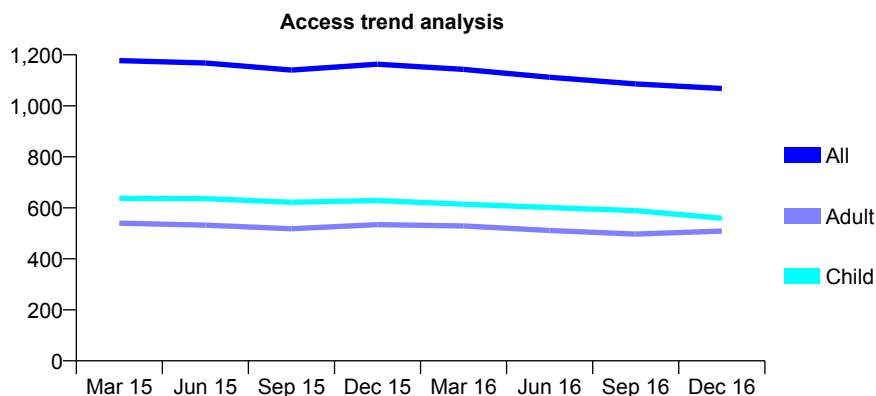
Q68 - Vital Signs At a Glance Contract Report for 340081/0001 - December 2016

Name or company name	MISS NB MUSTAFA
Contract type name	PDS Contract
Purpose of contract	General
Contract start date	01/04/2006
Contract end date	31/03/2019

16/17 Contracted general activity (UDA)	3,174
Carry forward general activity (UDA)	9
16/17 Contracted orthodontic activity (UOA)	0
Carry forward orthodontic activity (UOA)	0
Baseline contract value	£78,957.71

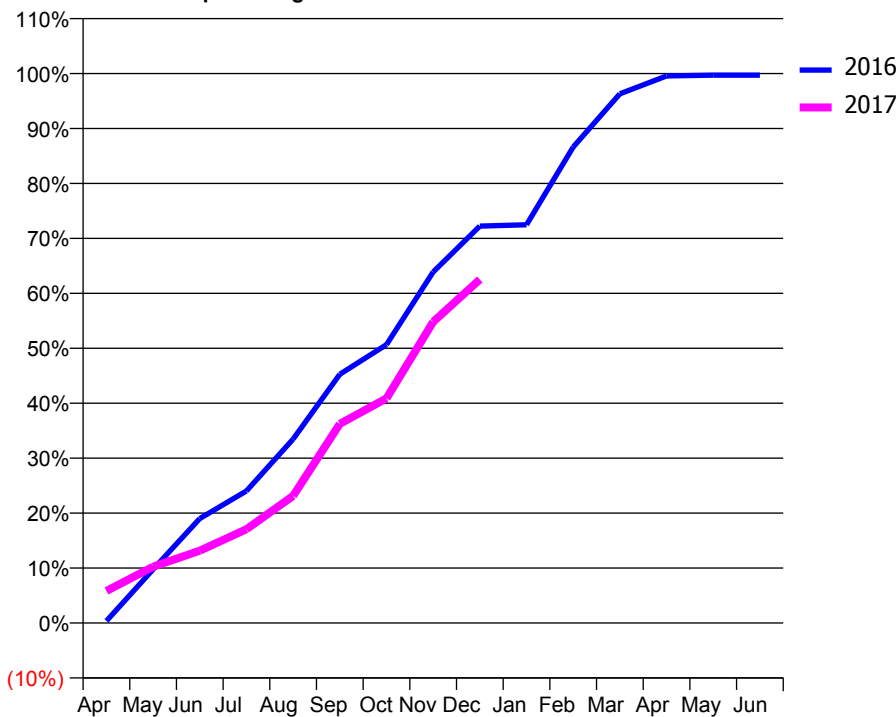
ACCESS*

Patients seen in 24 months	Total	Change since previous quarter
Quarter ending December 2015	1,163	
Quarter ending March 2016	1,143	↓
Quarter ending June 2016	1,112	↓
Quarter ending September 2016	1,086	↓
Quarter ending December 2016	1,068	↓
Variance since December 2015	(8.2%)	↓



ACTIVITY

Cumulative percentage of contracted UDA delivered 2016 & 2017



Month	Adjusted Scheduled Activity (UDA)	
	2016	2017
April	11	185
May	284	325
June	552	418
July	698	542
August	972	734
September	1,314	1,150
October	1,471	1,298
November	1,855	1,739
December	2,098	1,984
January	2,105	
February	2,516	
March	2,797	
April	2,891	
May	2,895	
June	2,895	

QUALITY

	Quantity	Base Number	Contract	AT	Region	England
% of FP17s for the same patient ID Re-attending within 3 months - Children	40	625	6.4%	9.9%	11.9%	12.4%
% of FP17s for the same patient ID Re-attending within 3 months - Adults	64	425	15.1%	15.8%	16.5%	16.6%
% of FP17s for the same patient ID Re-attending between 3 & 9 months - Children	459	625	73.4%	59.0%	60.2%	57.5%
% of FP17s for the same patient ID Re-attending between 3 & 9 months - Adults	230	425	54.1%	51.0%	52.0%	50.4%
% of FP17s for Band 1 Urgent Courses	27	984	2.7%	9.5%	9.5%	9.1%
% of FP17s Relating to Free Repair or Replacements	5	984	0.5%	0.6%	0.7%	0.8%
% of FP17s Relating to Continuations	9	984	0.9%	1.1%	1.2%	1.3%
% of Patients satisfied with the dentistry they have received	0	0	N/A	92.5%	92.9%	92.7%
% of Patients satisfied with the time they had to wait for an appointment	0	0	N/A	89.3%	88.8%	88.8%

* This is based on patients treated on this contract for their most recent course of treatment. Figures in italics indicate the base number of FP17s or Patient Questionnaire responses are less than 100. N/A is shown where the base number of responses is less than 10 during the period. % is calculated as Quantity/Base number*100

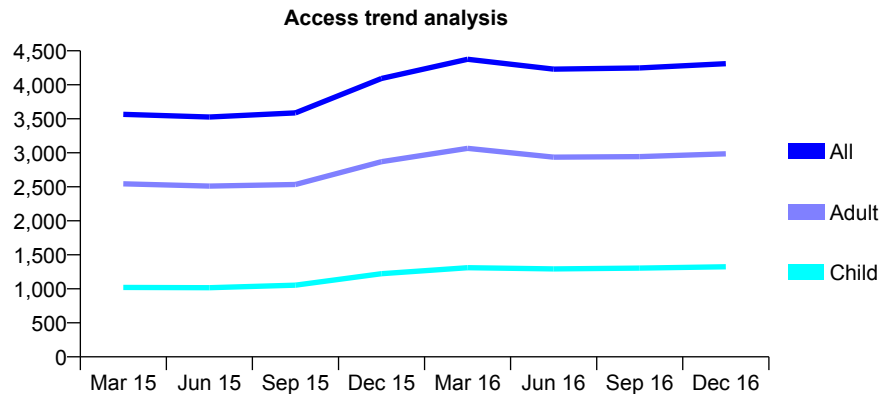
Q68 - Vital Signs At a Glance Contract Report for 340286/0003 - December 2016

Name or company name	MS V BDIANAT
Contract type name	GDS Contract
Purpose of contract	General
Contract start date	01/01/2008
Contract end date	

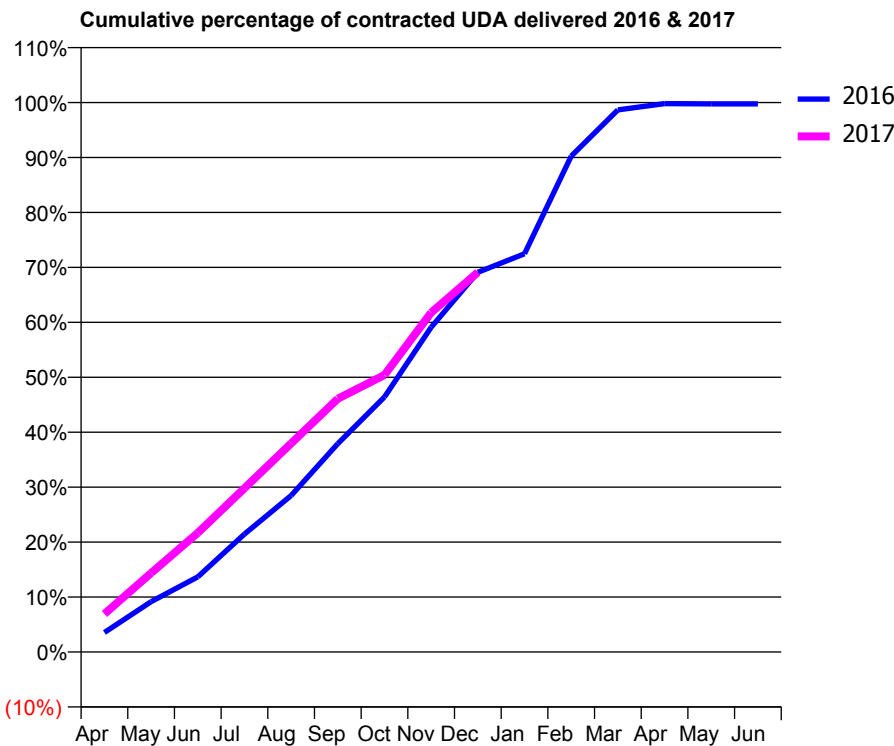
16/17 Contracted general activity (UDA)	11,000
Carry forward general activity (UDA)	27
16/17 Contracted orthodontic activity (UOA)	0
Carry forward orthodontic activity (UOA)	0
Baseline contract value	£309,662.17

ACCESS*

Patients seen in 24 months	Total	Change since previous quarter
Quarter ending December 2015	4,093	
Quarter ending March 2016	4,376	↑
Quarter ending June 2016	4,230	↓
Quarter ending September 2016	4,249	→
Quarter ending December 2016	4,310	→
Variance since December 2015	5.3%	↑



ACTIVITY



Month	Adjusted Scheduled Activity (UDA)	
	2016	2017
April	391	763
May	1,008	1,581
June	1,504	2,386
July	2,360	3,280
August	3,132	4,176
September	4,170	5,070
October	5,104	5,546
November	6,500	6,795
December	7,601	7,602
January	7,971	
February	9,925	
March	10,852	
April	10,977	
May	10,973	
June	10,973	

QUALITY

	Quantity	Base Number	Contract	AT	Region	England
% of FP17s for the same patient ID Re-attending within 3 months - Children	117	1,584	7.4%	9.9%	11.9%	12.4%
% of FP17s for the same patient ID Re-attending within 3 months - Adults	261	3,049	8.6%	15.8%	16.5%	16.6%
% of FP17s for the same patient ID Re-attending between 3 & 9 months - Children	1,017	1,584	64.2%	59.0%	60.2%	57.5%
% of FP17s for the same patient ID Re-attending between 3 & 9 months - Adults	1,880	3,049	61.7%	51.0%	52.0%	50.4%
% of FP17s for Band 1 Urgent Courses	298	4,563	6.5%	9.5%	9.5%	9.1%
% of FP17s Relating to Free Repair or Replacements	16	4,563	0.4%	0.6%	0.7%	0.8%
% of FP17s Relating to Continuations	9	4,563	0.2%	1.1%	1.2%	1.3%
% of Patients satisfied with the dentistry they have received	2	2	N/A	92.5%	92.9%	92.7%
% of Patients satisfied with the time they had to wait for an appointment	2	2	N/A	89.3%	88.8%	88.8%

* This is based on patients treated on this contract for their most recent course of treatment. Figures in italics indicate the base number of FP17s or Patient Questionnaire responses are less than 100. N/A is shown where the base number of responses is less than 10 during the period. % is calculated as Quantity/Base number*100

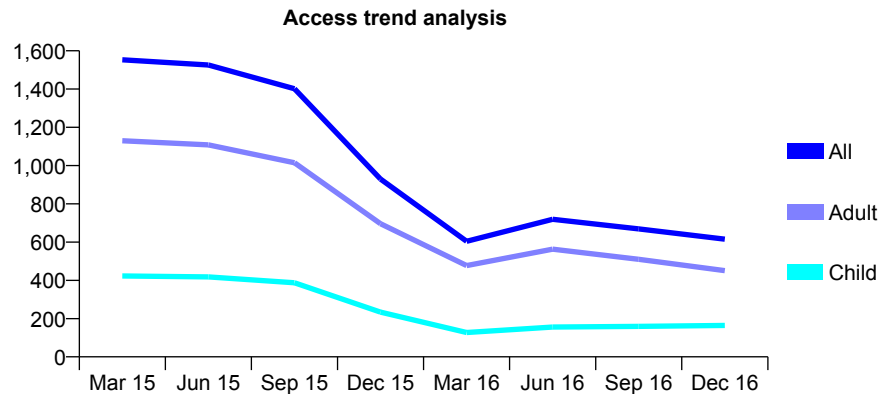
Q68 - Vital Signs At a Glance Contract Report for 340286/0004 - December 2016

Name or company name	MS V BADIANT
Contract type name	GDS Contract
Purpose of contract	General
Contract start date	01/07/2011
Contract end date	

16/17 Contracted general activity (UDA)	1,670
Carry forward general activity (UDA)	-4
16/17 Contracted orthodontic activity (UOA)	0
Carry forward orthodontic activity (UOA)	0
Baseline contract value	£47,651.20

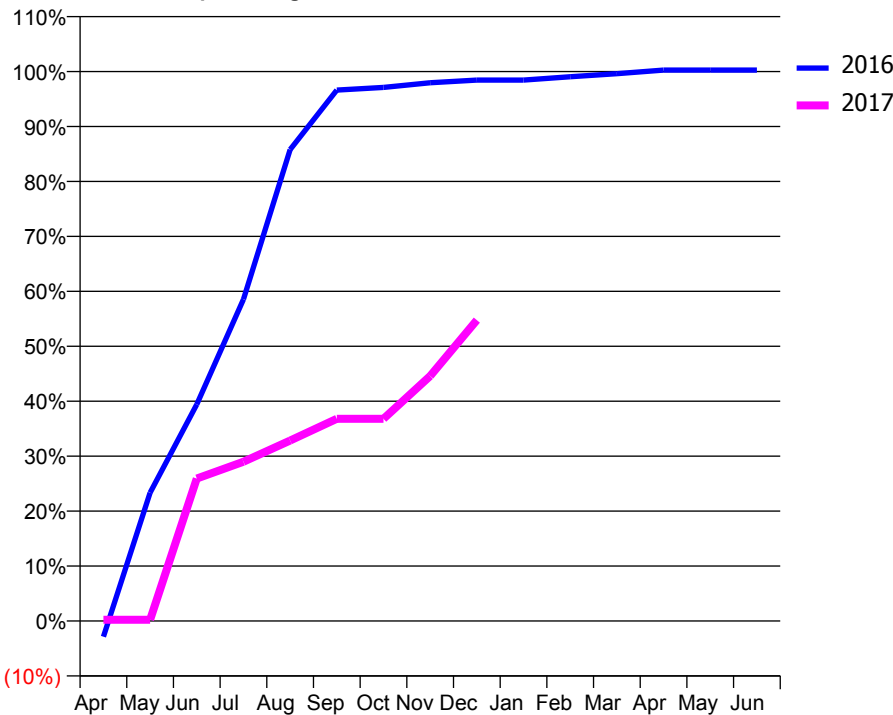
ACCESS*

Patients seen in 24 months	Total	Change since previous quarter
Quarter ending December 2015	930	
Quarter ending March 2016	604	↓
Quarter ending June 2016	719	↑
Quarter ending September 2016	669	↓
Quarter ending December 2016	615	↓
Variance since December 2015	(33.9%)	↓



ACTIVITY

Cumulative percentage of contracted UDA delivered 2016 & 2017



Month	Adjusted Scheduled Activity (UDA)	
	2016	2017
April	-48	4
May	390	4
June	658	433
July	978	484
August	1,433	548
September	1,614	615
October	1,622	615
November	1,636	745
December	1,644	914
January	1,644	
February	1,654	
March	1,663	
April	1,674	
May	1,674	
June	1,674	

QUALITY

	Quantity	Base Number	Contract	AT	Region	England
% of FP17s for the same patient ID Re-attending within 3 months - Children	1	170	0.6%	9.9%	11.9%	12.4%
% of FP17s for the same patient ID Re-attending within 3 months - Adults	3	394	0.8%	15.8%	16.5%	16.6%
% of FP17s for the same patient ID Re-attending between 3 & 9 months - Children	25	170	14.7%	59.0%	60.2%	57.5%
% of FP17s for the same patient ID Re-attending between 3 & 9 months - Adults	54	394	13.7%	51.0%	52.0%	50.4%
% of FP17s for Band 1 Urgent Courses	37	556	6.7%	9.5%	9.5%	9.1%
% of FP17s Relating to Free Repair or Replacements	1	556	0.2%	0.6%	0.7%	0.8%
% of FP17s Relating to Continuations	0	556	0.0%	1.1%	1.2%	1.3%
% of Patients satisfied with the dentistry they have received	1	1	N/A	92.5%	92.9%	92.7%
% of Patients satisfied with the time they had to wait for an appointment	1	1	N/A	89.3%	88.8%	88.8%

* This is based on patients treated on this contract for their most recent course of treatment. Figures in italics indicate the base number of FP17s or Patient Questionnaire responses are less than 100. N/A is shown where the base number of responses is less than 10 during the period. % is calculated as Quantity/Base number*100

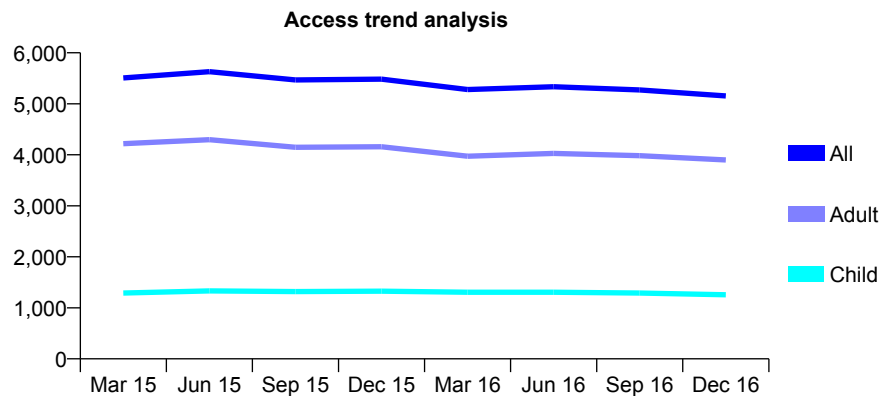
Q68 - Vital Signs At a Glance Contract Report for 341541/0001 - December 2016

Name or company name	MISS S IMANI
Contract type name	GDS Contract
Purpose of contract	General
Contract start date	01/04/2006
Contract end date	

16/17 Contracted general activity (UDA)	17,333
Carry forward general activity (UDA)	0
16/17 Contracted orthodontic activity (UOA)	0
Carry forward orthodontic activity (UOA)	0
Baseline contract value	£417,087.73

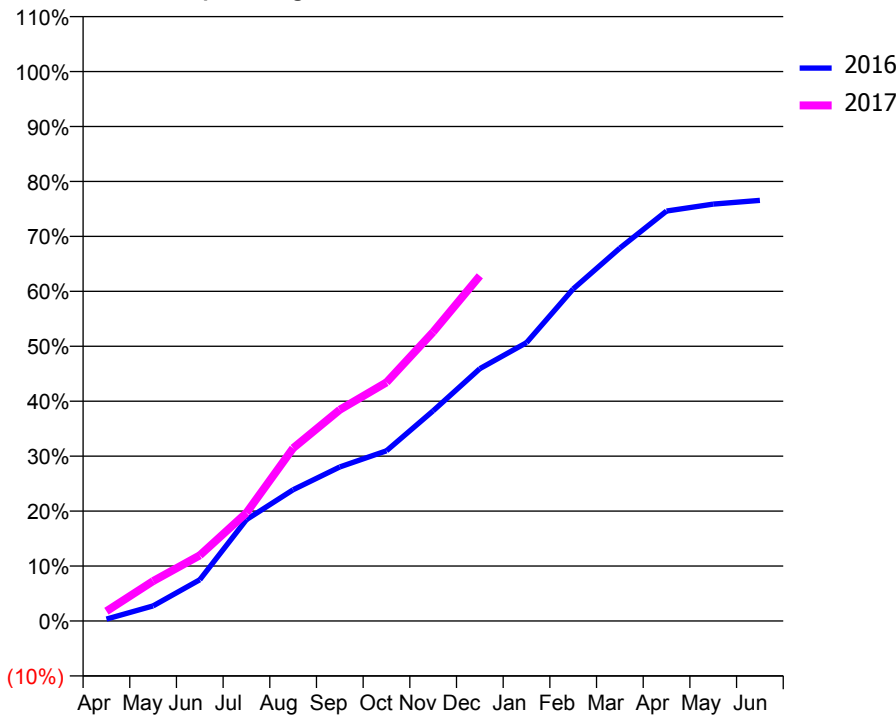
ACCESS*

Patients seen in 24 months	Total	Change since previous quarter
Quarter ending December 2015	5,483	
Quarter ending March 2016	5,280	↓
Quarter ending June 2016	5,334	→
Quarter ending September 2016	5,273	↓
Quarter ending December 2016	5,155	↓
Variance since December 2015	(6.0%)	↓



ACTIVITY

Cumulative percentage of contracted UDA delivered 2016 & 2017



Month	Adjusted Scheduled Activity (UDA)	
	2016	2017
April	66	311
May	535	1,261
June	1,453	2,073
July	3,566	3,415
August	4,619	5,453
September	5,419	6,665
October	5,989	7,525
November	7,395	9,116
December	8,879	10,886
January	9,792	
February	11,682	
March	13,120	
April	14,422	
May	14,668	
June	14,798	

QUALITY

	Quantity	Base Number	Contract	AT	Region	England
% of FP17s for the same patient ID Re-attending within 3 months - Children	74	1,108	6.7%	9.9%	11.9%	12.4%
% of FP17s for the same patient ID Re-attending within 3 months - Adults	630	3,870	16.3%	15.8%	16.5%	16.6%
% of FP17s for the same patient ID Re-attending between 3 & 9 months - Children	496	1,108	44.8%	59.0%	60.2%	57.5%
% of FP17s for the same patient ID Re-attending between 3 & 9 months - Adults	1,687	3,870	43.6%	51.0%	52.0%	50.4%
% of FP17s for Band 1 Urgent Courses	857	4,443	19.3%	9.5%	9.5%	9.1%
% of FP17s Relating to Free Repair or Replacements	43	4,443	1.0%	0.6%	0.7%	0.8%
% of FP17s Relating to Continuations	18	4,443	0.4%	1.1%	1.2%	1.3%
% of Patients satisfied with the dentistry they have received	5	6	N/A	92.5%	92.9%	92.7%
% of Patients satisfied with the time they had to wait for an appointment	6	6	N/A	89.3%	88.8%	88.8%

* This is based on patients treated on this contract for their most recent course of treatment. Figures in italics indicate the base number of FP17s or Patient Questionnaire responses are less than 100. N/A is shown where the base number of responses is less than 10 during the period. % is calculated as Quantity/Base number*100

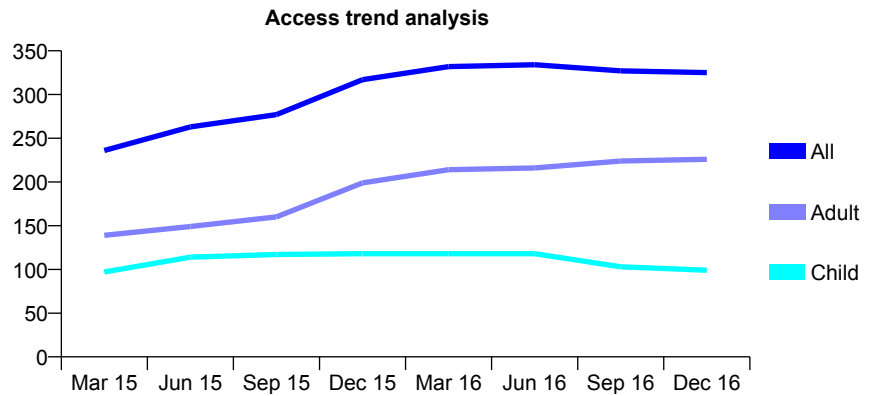
Q68 - Vital Signs At a Glance Contract Report for 341541/0002 - December 2016

Name or company name	MISS S IMANI
Contract type name	GDS Contract
Purpose of contract	General
Contract start date	01/04/2006
Contract end date	

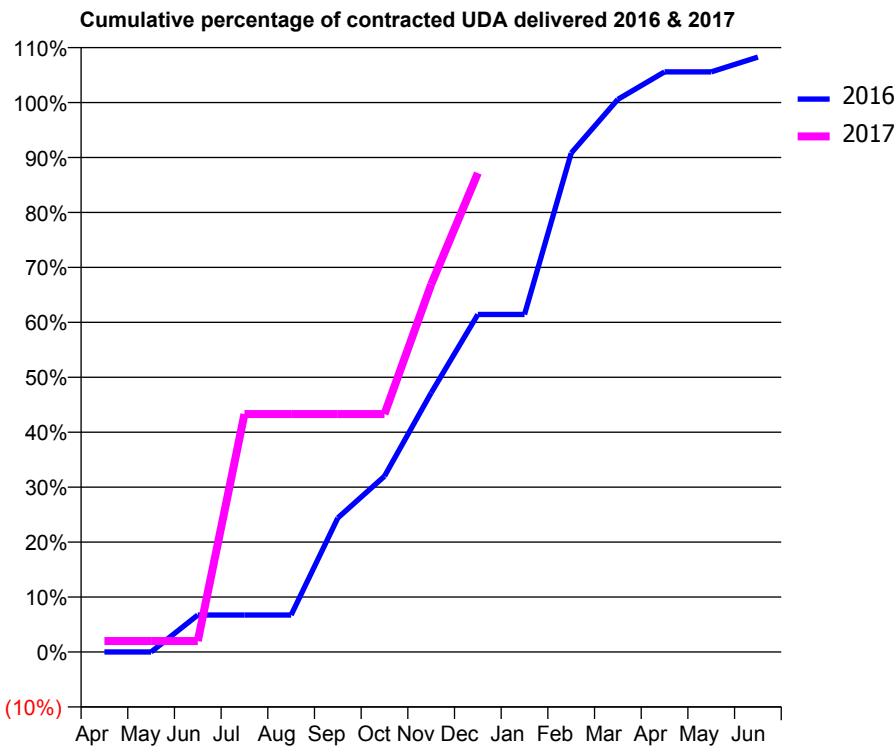
16/17 Contracted general activity (UDA)	600
Carry forward general activity (UDA)	-12
16/17 Contracted orthodontic activity (UOA)	0
Carry forward orthodontic activity (UOA)	0
Baseline contract value	£15,406.71

ACCESS*

Patients seen in 24 months	Total	Change since previous quarter
Quarter ending December 2015	317	
Quarter ending March 2016	332	↑
Quarter ending June 2016	334	→
Quarter ending September 2016	327	↓
Quarter ending December 2016	325	→
Variance since December 2015	2.5%	↑



ACTIVITY



Month	Adjusted Scheduled Activity (UDA)	
	2016	2017
April	0	12
May	0	12
June	40	12
July	40	260
August	40	260
September	146	260
October	192	260
November	283	401
December	369	523
January	369	
February	545	
March	603	
April	633	
May	633	
June	650	

QUALITY

	Quantity	Base Number	Contract	AT	Region	England
% of FP17s for the same patient ID Re-attending within 3 months - Children	2	71	2.8%	9.9%	11.9%	12.4%
% of FP17s for the same patient ID Re-attending within 3 months - Adults	7	128	5.5%	15.8%	16.5%	16.6%
% of FP17s for the same patient ID Re-attending between 3 & 9 months - Children	10	71	14.1%	59.0%	60.2%	57.5%
% of FP17s for the same patient ID Re-attending between 3 & 9 months - Adults	15	128	11.7%	51.0%	52.0%	50.4%
% of FP17s for Band 1 Urgent Courses	30	156	19.2%	9.5%	9.5%	9.1%
% of FP17s Relating to Free Repair or Replacements	0	156	0.0%	0.6%	0.7%	0.8%
% of FP17s Relating to Continuations	0	156	0.0%	1.1%	1.2%	1.3%
% of Patients satisfied with the dentistry they have received	0	0	N/A	92.5%	92.9%	92.7%
% of Patients satisfied with the time they had to wait for an appointment	0	0	N/A	89.3%	88.8%	88.8%

* This is based on patients treated on this contract for their most recent course of treatment. Figures in italics indicate the base number of FP17s or Patient Questionnaire responses are less than 100. N/A is shown where the base number of responses is less than 10 during the period. % is calculated as Quantity/Base number*100

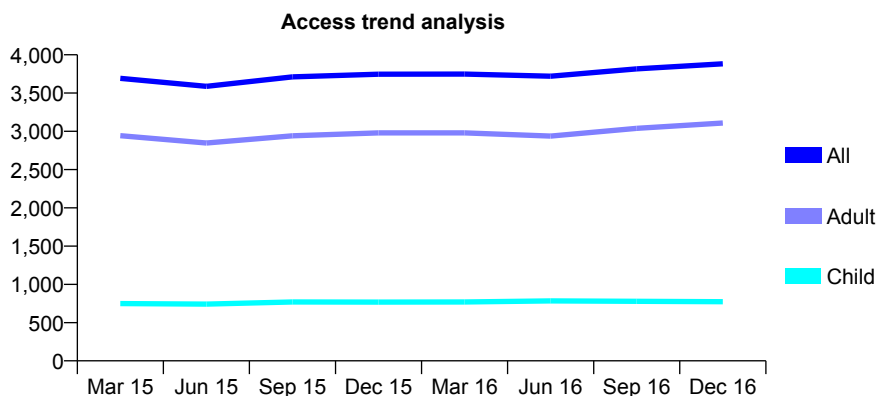
Q68 - Vital Signs At a Glance Contract Report for 346063/0001 - December 2016

Name or company name	MRS K PIRAYESH
Contract type name	GDS Contract
Purpose of contract	General
Contract start date	01/04/2006
Contract end date	

16/17 Contracted general activity (UDA)	12,906
Carry forward general activity (UDA)	-252
16/17 Contracted orthodontic activity (UOA)	0
Carry forward orthodontic activity (UOA)	0
Baseline contract value	£327,623.49

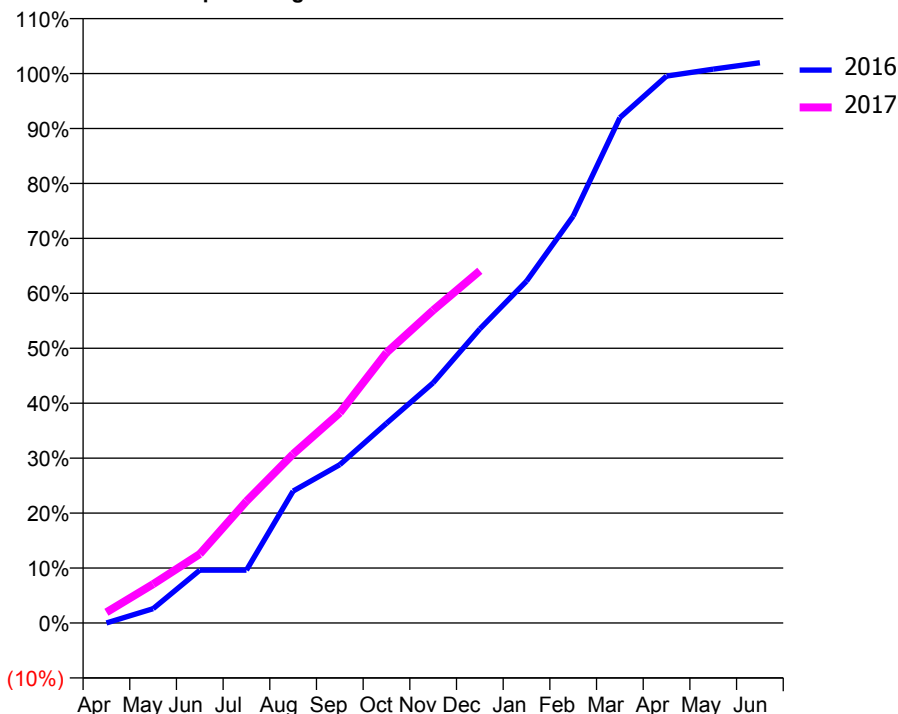
ACCESS*

Patients seen in 24 months	Total	Change since previous quarter
Quarter ending December 2015	3,747	
Quarter ending March 2016	3,748	→
Quarter ending June 2016	3,720	→
Quarter ending September 2016	3,816	↑
Quarter ending December 2016	3,882	→
Variance since December 2015	3.6%	↑



ACTIVITY

Cumulative percentage of contracted UDA delivered 2016 & 2017



Month	Adjusted Scheduled Activity (UDA)	
	2016	2017
April	0	252
May	337	912
June	1,243	1,620
July	1,243	2,862
August	3,099	3,968
September	3,720	4,938
October	4,690	6,349
November	5,642	7,346
December	6,908	8,273
January	8,029	
February	9,557	
March	11,868	
April	12,846	
May	13,008	
June	13,158	

QUALITY

	Quantity	Base Number	Contract	AT	Region	England
% of FP17s for the same patient ID Re-attending within 3 months - Children	36	847	4.3%	9.9%	11.9%	12.4%
% of FP17s for the same patient ID Re-attending within 3 months - Adults	365	2,948	12.4%	15.8%	16.5%	16.6%
% of FP17s for the same patient ID Re-attending between 3 & 9 months - Children	484	847	57.1%	59.0%	60.2%	57.5%
% of FP17s for the same patient ID Re-attending between 3 & 9 months - Adults	1,409	2,948	47.8%	51.0%	52.0%	50.4%
% of FP17s for Band 1 Urgent Courses	257	3,419	7.5%	9.5%	9.5%	9.1%
% of FP17s Relating to Free Repair or Replacements	8	3,419	0.2%	0.6%	0.7%	0.8%
% of FP17s Relating to Continuations	71	3,419	2.1%	1.1%	1.2%	1.3%
% of Patients satisfied with the dentistry they have received	4	4	N/A	92.5%	92.9%	92.7%
% of Patients satisfied with the time they had to wait for an appointment	4	4	N/A	89.3%	88.8%	88.8%

* This is based on patients treated on this contract for their most recent course of treatment. Figures in italics indicate the base number of FP17s or Patient Questionnaire responses are less than 100. N/A is shown where the base number of responses is less than 10 during the period. % is calculated as Quantity/Base number*100

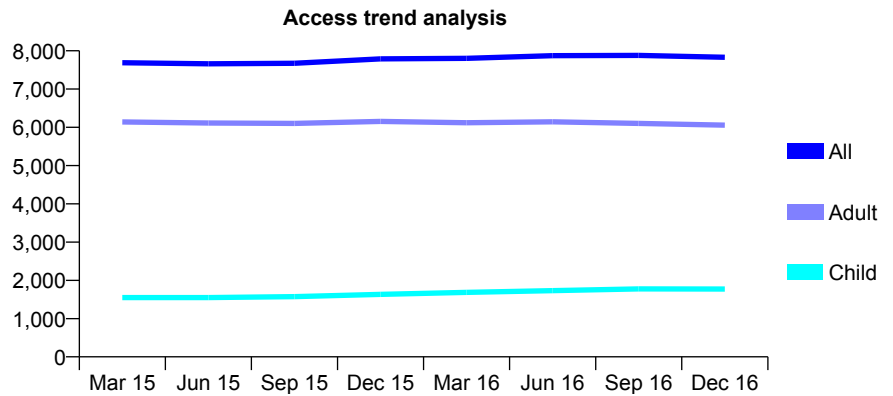
Q68 - Vital Signs At a Glance Contract Report for 346098/0001 - December 2016

Name or company name	MISS A ALAVI
Contract type name	GDS Contract
Purpose of contract	General
Contract start date	01/04/2006
Contract end date	

16/17 Contracted general activity (UDA)	24,013
Carry forward general activity (UDA)	-480
16/17 Contracted orthodontic activity (UOA)	0
Carry forward orthodontic activity (UOA)	0
Baseline contract value	£624,143.61

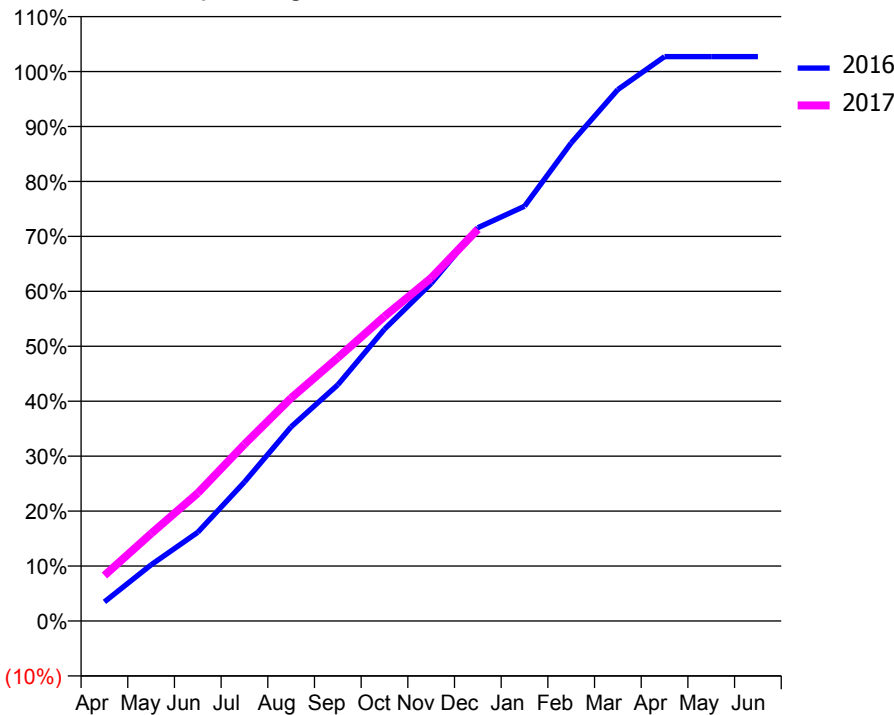
ACCESS*

Patients seen in 24 months	Total	Change since previous quarter
Quarter ending December 2015	7,788	
Quarter ending March 2016	7,802	→
Quarter ending June 2016	7,874	→
Quarter ending September 2016	7,878	→
Quarter ending December 2016	7,830	→
Variance since December 2015	0.5%	→



ACTIVITY

Cumulative percentage of contracted UDA delivered 2016 & 2017



Month	Adjusted Scheduled Activity (UDA)	
	2016	2017
April	839	1,988
May	2,456	3,821
June	3,879	5,593
July	6,074	7,722
August	8,485	9,745
September	10,322	11,506
October	12,751	13,311
November	14,750	14,992
December	17,185	17,118
January	18,125	
February	20,895	
March	23,227	
April	24,661	
May	24,661	
June	24,661	

QUALITY

	Quantity	Base Number	Contract	AT	Region	England
% of FP17s for the same patient ID Re-attending within 3 months - Children	115	1,899	6.1%	9.9%	11.9%	12.4%
% of FP17s for the same patient ID Re-attending within 3 months - Adults	926	6,746	13.7%	15.8%	16.5%	16.6%
% of FP17s for the same patient ID Re-attending between 3 & 9 months - Children	1,172	1,899	61.7%	59.0%	60.2%	57.5%
% of FP17s for the same patient ID Re-attending between 3 & 9 months - Adults	4,058	6,746	60.2%	51.0%	52.0%	50.4%
% of FP17s for Band 1 Urgent Courses	406	8,033	5.1%	9.5%	9.5%	9.1%
% of FP17s Relating to Free Repair or Replacements	87	8,033	1.1%	0.6%	0.7%	0.8%
% of FP17s Relating to Continuations	169	8,033	2.1%	1.1%	1.2%	1.3%
% of Patients satisfied with the dentistry they have received	12	12	100.0%	92.5%	92.9%	92.7%
% of Patients satisfied with the time they had to wait for an appointment	11	12	91.7%	89.3%	88.8%	88.8%

* This is based on patients treated on this contract for their most recent course of treatment. Figures in italics indicate the base number of FP17s or Patient Questionnaire responses are less than 100. N/A is shown where the base number of responses is less than 10 during the period. % is calculated as Quantity/Base number*100

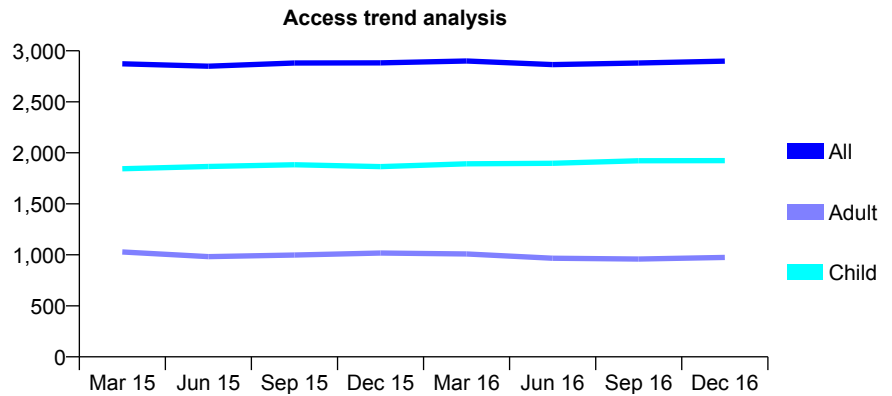
Q68 - Vital Signs At a Glance Contract Report for 355046/0001 - December 2016

Name or company name	MR MA CROWLEY
Contract type name	GDS Contract
Purpose of contract	General
Contract start date	01/04/2006
Contract end date	

16/17 Contracted general activity (UDA)	7,028
Carry forward general activity (UDA)	112
16/17 Contracted orthodontic activity (UOA)	0
Carry forward orthodontic activity (UOA)	0
Baseline contract value	£175,311.88

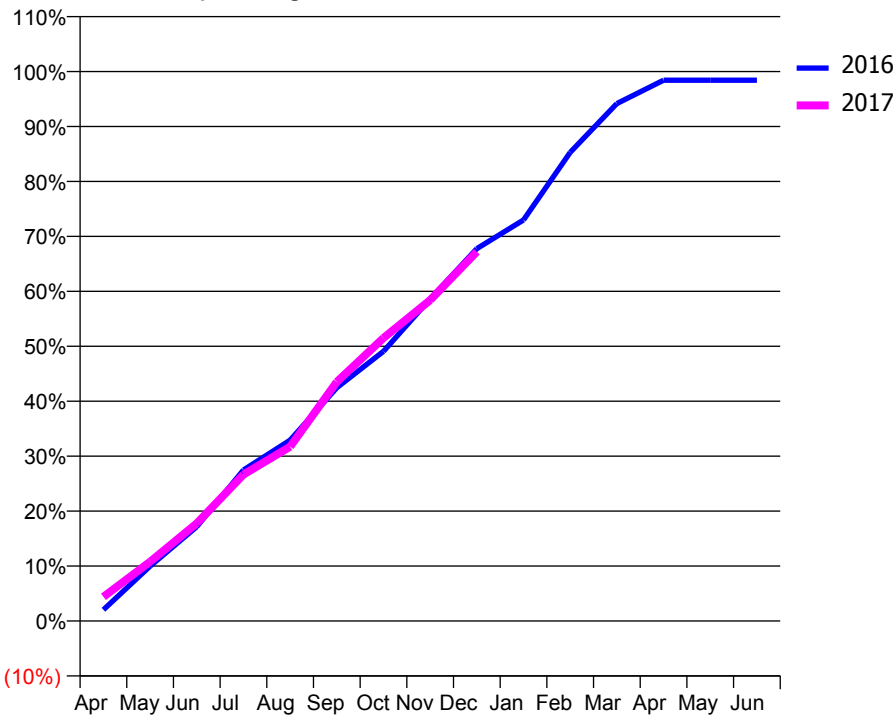
ACCESS*

Patients seen in 24 months	Total	Change since previous quarter
Quarter ending December 2015	2,882	
Quarter ending March 2016	2,900	→
Quarter ending June 2016	2,865	↓
Quarter ending September 2016	2,881	→
Quarter ending December 2016	2,899	→
Variance since December 2015	0.6%	→



ACTIVITY

Cumulative percentage of contracted UDA delivered 2016 & 2017



Month	Adjusted Scheduled Activity (UDA)	
	2016	2017
April	144	310
May	703	759
June	1,207	1,249
July	1,931	1,873
August	2,313	2,230
September	2,984	3,058
October	3,449	3,620
November	4,120	4,103
December	4,762	4,724
January	5,129	
February	5,994	
March	6,618	
April	6,916	
May	6,916	
June	6,916	

QUALITY

	Quantity	Base Number	Contract	AT	Region	England
% of FP17s for the same patient ID Re-attending within 3 months - Children	138	2,199	6.3%	9.9%	11.9%	12.4%
% of FP17s for the same patient ID Re-attending within 3 months - Adults	147	816	18.0%	15.8%	16.5%	16.6%
% of FP17s for the same patient ID Re-attending between 3 & 9 months - Children	1,302	2,199	59.2%	59.0%	60.2%	57.5%
% of FP17s for the same patient ID Re-attending between 3 & 9 months - Adults	375	816	46.0%	51.0%	52.0%	50.4%
% of FP17s for Band 1 Urgent Courses	144	2,871	5.0%	9.5%	9.5%	9.1%
% of FP17s Relating to Free Repair or Replacements	0	2,871	0.0%	0.6%	0.7%	0.8%
% of FP17s Relating to Continuations	4	2,871	0.1%	1.1%	1.2%	1.3%
% of Patients satisfied with the dentistry they have received	2	2	N/A	92.5%	92.9%	92.7%
% of Patients satisfied with the time they had to wait for an appointment	2	2	N/A	89.3%	88.8%	88.8%

* This is based on patients treated on this contract for their most recent course of treatment. Figures in italics indicate the base number of FP17s or Patient Questionnaire responses are less than 100. N/A is shown where the base number of responses is less than 10 during the period. % is calculated as Quantity/Base number*100

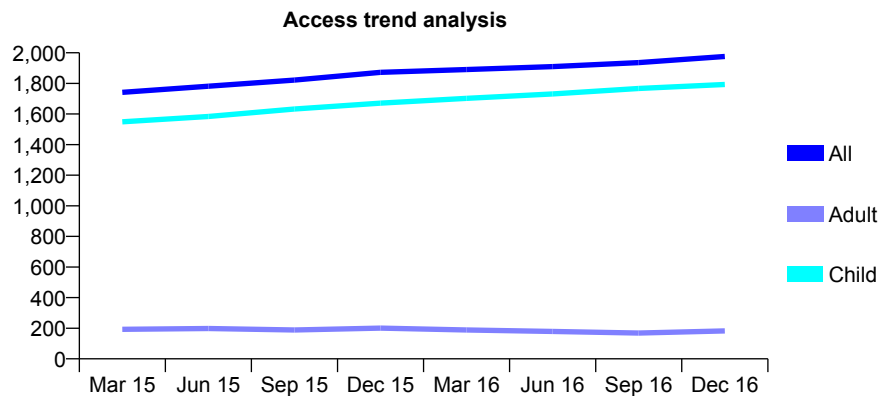
Q68 - Vital Signs At a Glance Contract Report for 355410/0001 - December 2016

Name or company name	MR C AMIN
Contract type name	GDS Contract
Purpose of contract	General
Contract start date	01/04/2012
Contract end date	

16/17 Contracted general activity (UDA)	3,800
Carry forward general activity (UDA)	-76
16/17 Contracted orthodontic activity (UOA)	0
Carry forward orthodontic activity (UOA)	0
Baseline contract value	£100,042.20

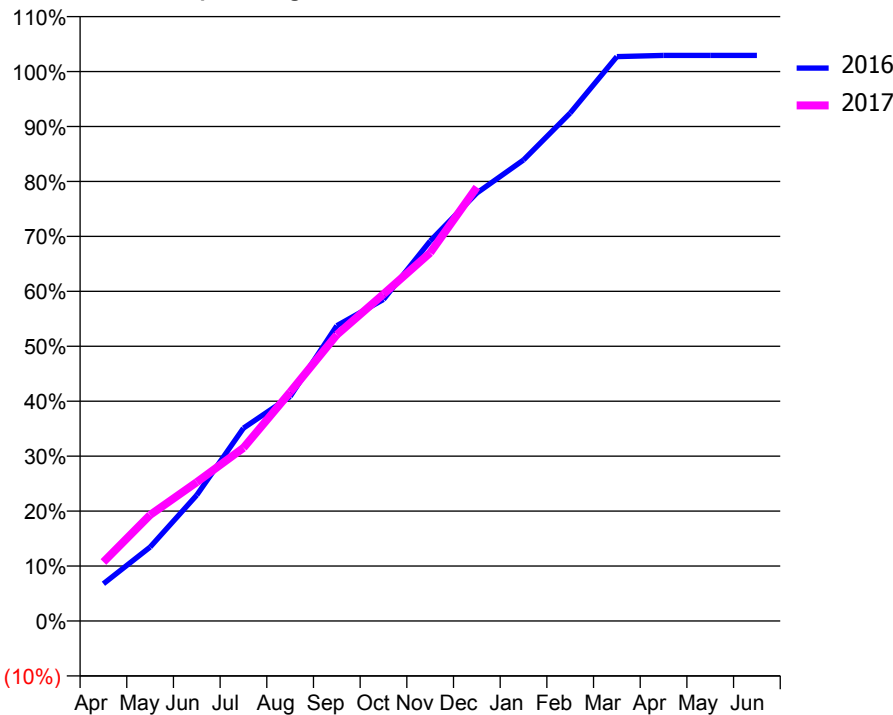
ACCESS*

Patients seen in 24 months	Total	Change since previous quarter
Quarter ending December 2015	1,872	
Quarter ending March 2016	1,891	→
Quarter ending June 2016	1,910	→
Quarter ending September 2016	1,936	→
Quarter ending December 2016	1,976	↑
Variance since December 2015	5.6%	↑



ACTIVITY

Cumulative percentage of contracted UDA delivered 2016 & 2017



Month	Adjusted Scheduled Activity (UDA)	
	2016	2017
April	257	408
May	511	733
June	871	960
July	1,334	1,197
August	1,553	1,583
September	2,042	1,979
October	2,224	2,260
November	2,628	2,546
December	2,960	3,001
January	3,188	
February	3,513	
March	3,903	
April	3,911	
May	3,911	
June	3,911	

QUALITY

	Quantity	Base Number	Contract	AT	Region	England
% of FP17s for the same patient ID Re-attending within 3 months - Children	106	1,946	5.4%	9.9%	11.9%	12.4%
% of FP17s for the same patient ID Re-attending within 3 months - Adults	5	65	7.7%	15.8%	16.5%	16.6%
% of FP17s for the same patient ID Re-attending between 3 & 9 months - Children	1,175	1,946	60.4%	59.0%	60.2%	57.5%
% of FP17s for the same patient ID Re-attending between 3 & 9 months - Adults	44	65	67.7%	51.0%	52.0%	50.4%
% of FP17s for Band 1 Urgent Courses	68	2,002	3.4%	9.5%	9.5%	9.1%
% of FP17s Relating to Free Repair or Replacements	2	2,002	0.1%	0.6%	0.7%	0.8%
% of FP17s Relating to Continuations	10	2,002	0.5%	1.1%	1.2%	1.3%
% of Patients satisfied with the dentistry they have received	1	1	N/A	92.5%	92.9%	92.7%
% of Patients satisfied with the time they had to wait for an appointment	1	1	N/A	89.3%	88.8%	88.8%

* This is based on patients treated on this contract for their most recent course of treatment. Figures in italics indicate the base number of FP17s or Patient Questionnaire responses are less than 100. N/A is shown where the base number of responses is less than 10 during the period. % is calculated as Quantity/Base number*100

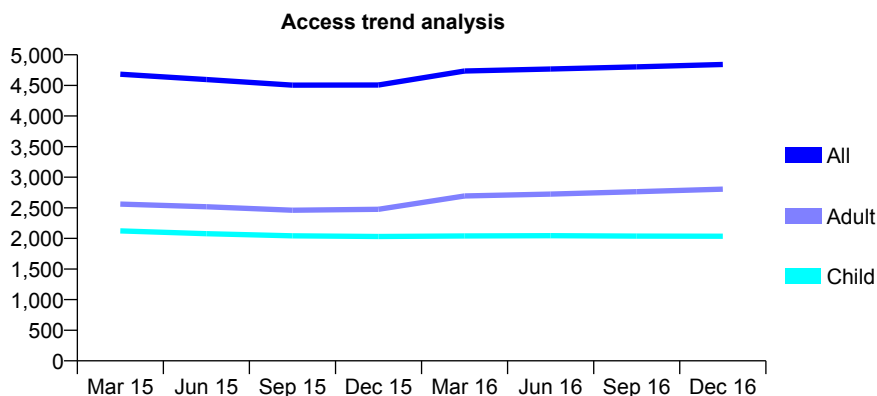
Q68 - Vital Signs At a Glance Contract Report for 355569/0003 - December 2016

Name or company name	MISS S LALANI
Contract type name	GDS Contract
Purpose of contract	General
Contract start date	02/07/2012
Contract end date	

16/17 Contracted general activity (UDA)	11,500
Carry forward general activity (UDA)	-15
16/17 Contracted orthodontic activity (UOA)	0
Carry forward orthodontic activity (UOA)	0
Baseline contract value	£383,300.56

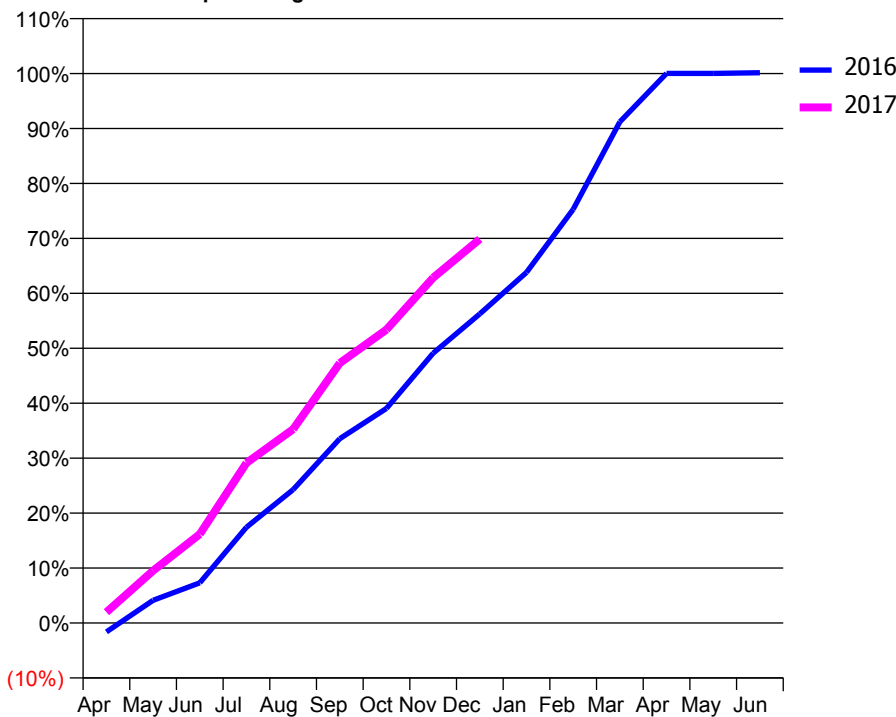
ACCESS*

Patients seen in 24 months	Total	Change since previous quarter
Quarter ending December 2015	4,507	
Quarter ending March 2016	4,735	↑
Quarter ending June 2016	4,768	→
Quarter ending September 2016	4,803	→
Quarter ending December 2016	4,841	→
Variance since December 2015	7.4%	↑



ACTIVITY

Cumulative percentage of contracted UDA delivered 2016 & 2017



Month	Adjusted Scheduled Activity (UDA)	
	2016	2017
April	-189	226
May	477	1,095
June	841	1,859
July	2,006	3,351
August	2,792	4,056
September	3,857	5,439
October	4,492	6,142
November	5,646	7,228
December	6,471	8,037
January	7,337	
February	8,659	
March	10,488	
April	11,501	
May	11,503	
June	11,515	

QUALITY

	Quantity	Base Number	Contract	AT	Region	England
% of FP17s for the same patient ID Re-attending within 3 months - Children	143	2,259	6.3%	9.9%	11.9%	12.4%
% of FP17s for the same patient ID Re-attending within 3 months - Adults	374	2,676	14.0%	15.8%	16.5%	16.6%
% of FP17s for the same patient ID Re-attending between 3 & 9 months - Children	1,382	2,259	61.2%	59.0%	60.2%	57.5%
% of FP17s for the same patient ID Re-attending between 3 & 9 months - Adults	1,387	2,676	51.8%	51.0%	52.0%	50.4%
% of FP17s for Band 1 Urgent Courses	334	4,574	7.3%	9.5%	9.5%	9.1%
% of FP17s Relating to Free Repair or Replacements	24	4,574	0.5%	0.6%	0.7%	0.8%
% of FP17s Relating to Continuations	7	4,574	0.2%	1.1%	1.2%	1.3%
% of Patients satisfied with the dentistry they have received	2	2	N/A	92.5%	92.9%	92.7%
% of Patients satisfied with the time they had to wait for an appointment	2	2	N/A	89.3%	88.8%	88.8%

* This is based on patients treated on this contract for their most recent course of treatment. Figures in italics indicate the base number of FP17s or Patient Questionnaire responses are less than 100. N/A is shown where the base number of responses is less than 10 during the period. % is calculated as Quantity/Base number*100

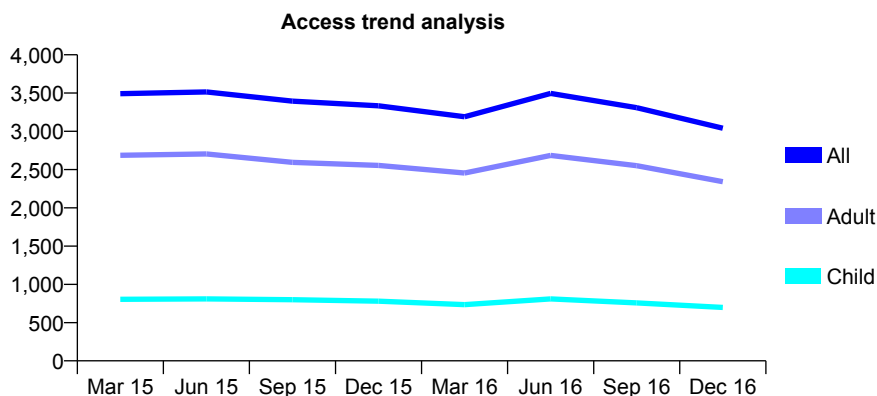
Q68 - Vital Signs At a Glance Contract Report for 359270/0022 - December 2016

Name or company name	MR AF RAI
Contract type name	GDS Contract
Purpose of contract	General
Contract start date	01/02/2013
Contract end date	

16/17 Contracted general activity (UDA)	8,710
Carry forward general activity (UDA)	0
16/17 Contracted orthodontic activity (UOA)	0
Carry forward orthodontic activity (UOA)	0
Baseline contract value	£219,988.26

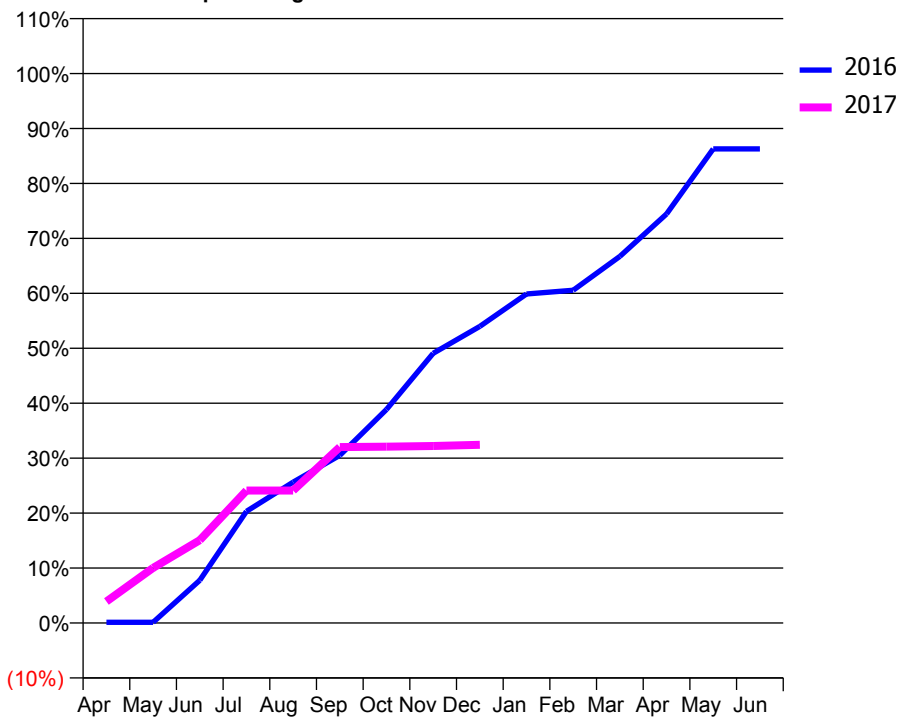
ACCESS*

Patients seen in 24 months	Total	Change since previous quarter
Quarter ending December 2015	3,334	
Quarter ending March 2016	3,190	↓
Quarter ending June 2016	3,495	↑
Quarter ending September 2016	3,309	↓
Quarter ending December 2016	3,040	↓
Variance since December 2015	(8.8%)	↓



ACTIVITY

Cumulative percentage of contracted UDA delivered 2016 & 2017



Month	Adjusted Scheduled Activity (UDA)	
	2016	2017
April	12	341
May	12	873
June	677	1,313
July	1,771	2,099
August	2,233	2,100
September	2,658	2,789
October	3,386	2,796
November	4,274	2,807
December	4,701	2,826
January	5,215	
February	5,275	
March	5,811	
April	6,483	
May	7,515	
June	7,515	

QUALITY

	Quantity	Base Number	Contract	AT	Region	England
% of FP17s for the same patient ID Re-attending within 3 months - Children	23	498	4.6%	9.9%	11.9%	12.4%
% of FP17s for the same patient ID Re-attending within 3 months - Adults	147	1,567	9.4%	15.8%	16.5%	16.6%
% of FP17s for the same patient ID Re-attending between 3 & 9 months - Children	276	498	55.4%	59.0%	60.2%	57.5%
% of FP17s for the same patient ID Re-attending between 3 & 9 months - Adults	604	1,567	38.5%	51.0%	52.0%	50.4%
% of FP17s for Band 1 Urgent Courses	163	1,186	13.7%	9.5%	9.5%	9.1%
% of FP17s Relating to Free Repair or Replacements	2	1,186	0.2%	0.6%	0.7%	0.8%
% of FP17s Relating to Continuations	21	1,186	1.8%	1.1%	1.2%	1.3%
% of Patients satisfied with the dentistry they have received	0	0	N/A	92.5%	92.9%	92.7%
% of Patients satisfied with the time they had to wait for an appointment	0	0	N/A	89.3%	88.8%	88.8%

* This is based on patients treated on this contract for their most recent course of treatment. Figures in italics indicate the base number of FP17s or Patient Questionnaire responses are less than 100. N/A is shown where the base number of responses is less than 10 during the period. % is calculated as Quantity/Base number*100

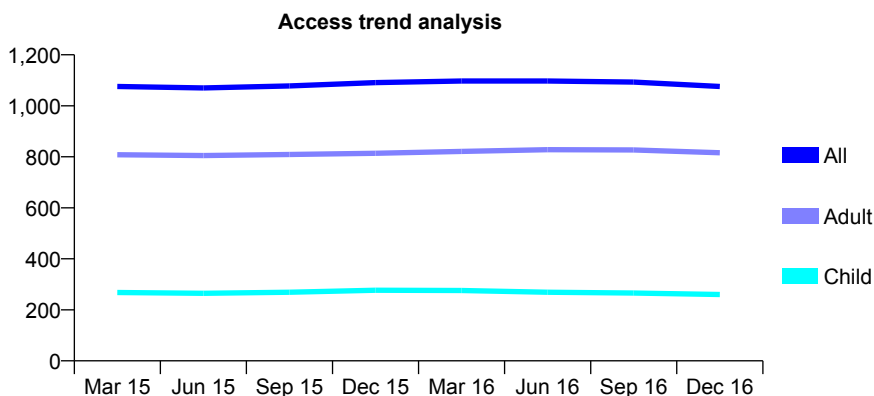
Q68 - Vital Signs At a Glance Contract Report for 359408/0001 - December 2016

Name or company name	MR KP PATEL
Contract type name	GDS Contract
Purpose of contract	General
Contract start date	01/04/2006
Contract end date	

16/17 Contracted general activity (UDA)	4,579
Carry forward general activity (UDA)	48
16/17 Contracted orthodontic activity (UOA)	0
Carry forward orthodontic activity (UOA)	0
Baseline contract value	£115,552.12

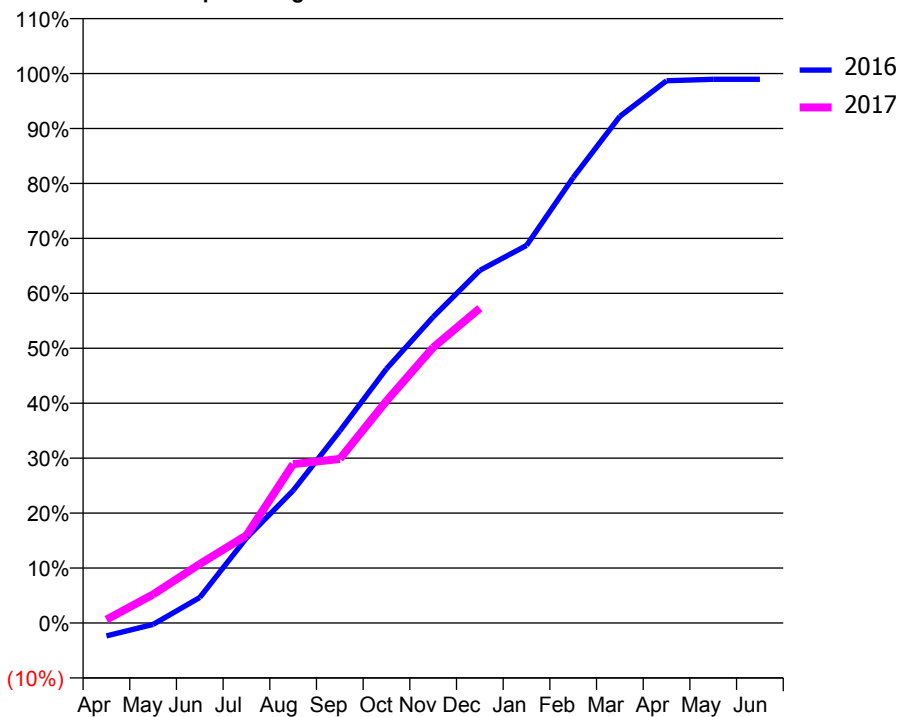
ACCESS*

Patients seen in 24 months	Total	Change since previous quarter
Quarter ending December 2015	1,091	
Quarter ending March 2016	1,097	→
Quarter ending June 2016	1,097	→
Quarter ending September 2016	1,093	→
Quarter ending December 2016	1,076	↓
Variance since December 2015	(1.4%)	↓



ACTIVITY

Cumulative percentage of contracted UDA delivered 2016 & 2017



Month	Adjusted Scheduled Activity (UDA)	
	2016	2017
April	-108	28
May	-13	238
June	213	492
July	708	731
August	1,104	1,324
September	1,600	1,368
October	2,119	1,851
November	2,550	2,296
December	2,939	2,622
January	3,147	
February	3,711	
March	4,222	
April	4,519	
May	4,531	
June	4,531	

QUALITY

	Quantity	Base Number	Contract	AT	Region	England
% of FP17s for the same patient ID Re-attending within 3 months - Children	22	321	6.9%	9.9%	11.9%	12.4%
% of FP17s for the same patient ID Re-attending within 3 months - Adults	195	1,101	17.7%	15.8%	16.5%	16.6%
% of FP17s for the same patient ID Re-attending between 3 & 9 months - Children	228	321	71.0%	59.0%	60.2%	57.5%
% of FP17s for the same patient ID Re-attending between 3 & 9 months - Adults	771	1,101	70.0%	51.0%	52.0%	50.4%
% of FP17s for Band 1 Urgent Courses	112	1,315	8.5%	9.5%	9.5%	9.1%
% of FP17s Relating to Free Repair or Replacements	12	1,315	0.9%	0.6%	0.7%	0.8%
% of FP17s Relating to Continuations	20	1,315	1.5%	1.1%	1.2%	1.3%
% of Patients satisfied with the dentistry they have received	2	2	N/A	92.5%	92.9%	92.7%
% of Patients satisfied with the time they had to wait for an appointment	1	2	N/A	89.3%	88.8%	88.8%

* This is based on patients treated on this contract for their most recent course of treatment. Figures in italics indicate the base number of FP17s or Patient Questionnaire responses are less than 100. N/A is shown where the base number of responses is less than 10 during the period. % is calculated as Quantity/Base number*100

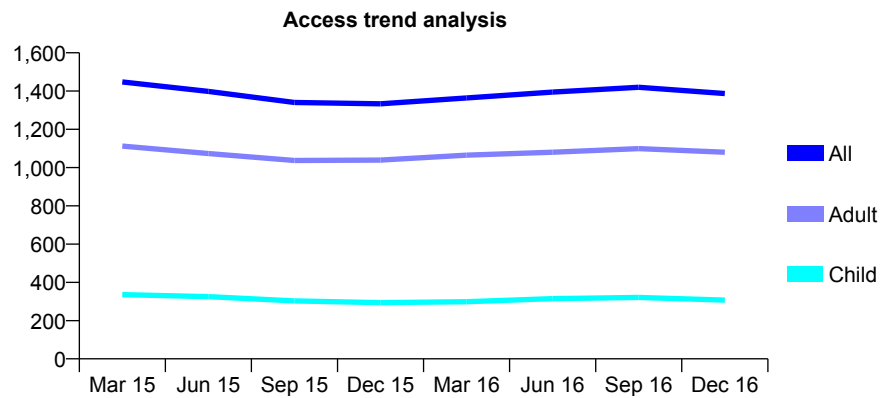
Q68 - Vital Signs At a Glance Contract Report for 360724/0002 - December 2016

Name or company name	MR JC BARRETO RUBIO
Contract type name	GDS Contract
Purpose of contract	General
Contract start date	01/02/2008
Contract end date	

16/17 Contracted general activity (UDA)	5,000
Carry forward general activity (UDA)	0
16/17 Contracted orthodontic activity (UOA)	0
Carry forward orthodontic activity (UOA)	0
Baseline contract value	£106,600.00

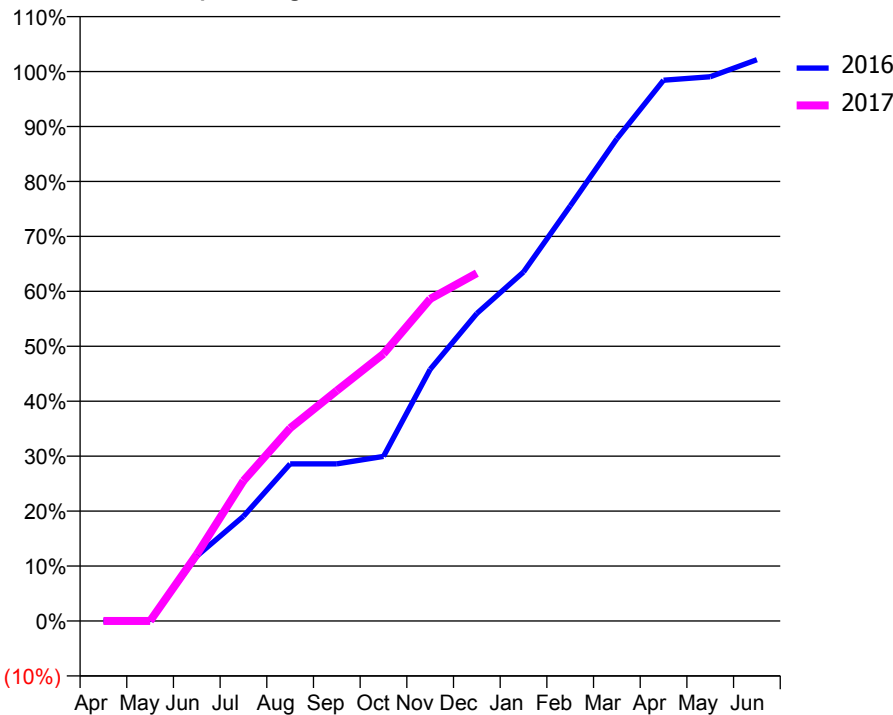
ACCESS*

Patients seen in 24 months	Total	Change since previous quarter
Quarter ending December 2015	1,333	
Quarter ending March 2016	1,364	↑
Quarter ending June 2016	1,395	↑
Quarter ending September 2016	1,420	→
Quarter ending December 2016	1,387	↓
Variance since December 2015	4.1%	↑



ACTIVITY

Cumulative percentage of contracted UDA delivered 2016 & 2017



Month	Adjusted Scheduled Activity (UDA)	
	2016	2017
April	0	0
May	0	1
June	544	606
July	877	1,276
August	1,315	1,755
September	1,315	2,096
October	1,378	2,431
November	2,107	2,931
December	2,575	3,165
January	2,922	
February	3,475	
March	4,037	
April	4,527	
May	4,556	
June	4,699	

QUALITY

	Quantity	Base Number	Contract	AT	Region	England
% of FP17s for the same patient ID Re-attending within 3 months - Children	26	327	8.0%	9.9%	11.9%	12.4%
% of FP17s for the same patient ID Re-attending within 3 months - Adults	194	1,111	17.5%	15.8%	16.5%	16.6%
% of FP17s for the same patient ID Re-attending between 3 & 9 months - Children	166	327	50.8%	59.0%	60.2%	57.5%
% of FP17s for the same patient ID Re-attending between 3 & 9 months - Adults	571	1,111	51.4%	51.0%	52.0%	50.4%
% of FP17s for Band 1 Urgent Courses	99	1,215	8.1%	9.5%	9.5%	9.1%
% of FP17s Relating to Free Repair or Replacements	6	1,215	0.5%	0.6%	0.7%	0.8%
% of FP17s Relating to Continuations	21	1,215	1.7%	1.1%	1.2%	1.3%
% of Patients satisfied with the dentistry they have received	2	2	N/A	92.5%	92.9%	92.7%
% of Patients satisfied with the time they had to wait for an appointment	2	2	N/A	89.3%	88.8%	88.8%

* This is based on patients treated on this contract for their most recent course of treatment. Figures in italics indicate the base number of FP17s or Patient Questionnaire responses are less than 100. N/A is shown where the base number of responses is less than 10 during the period. % is calculated as Quantity/Base number*100

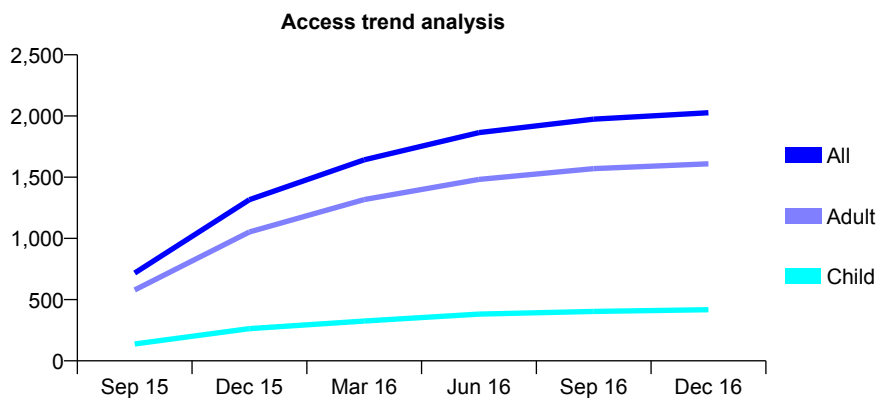
Q68 - Vital Signs At a Glance Contract Report for 363863/0001 - December 2016

Name or company name	MR G BILLIS
Contract type name	GDS Contract
Purpose of contract	General
Contract start date	01/07/2015
Contract end date	

16/17 Contracted general activity (UDA)	6,000
Carry forward general activity (UDA)	-62
16/17 Contracted orthodontic activity (UOA)	0
Carry forward orthodontic activity (UOA)	0
Baseline contract value	£145,380.52

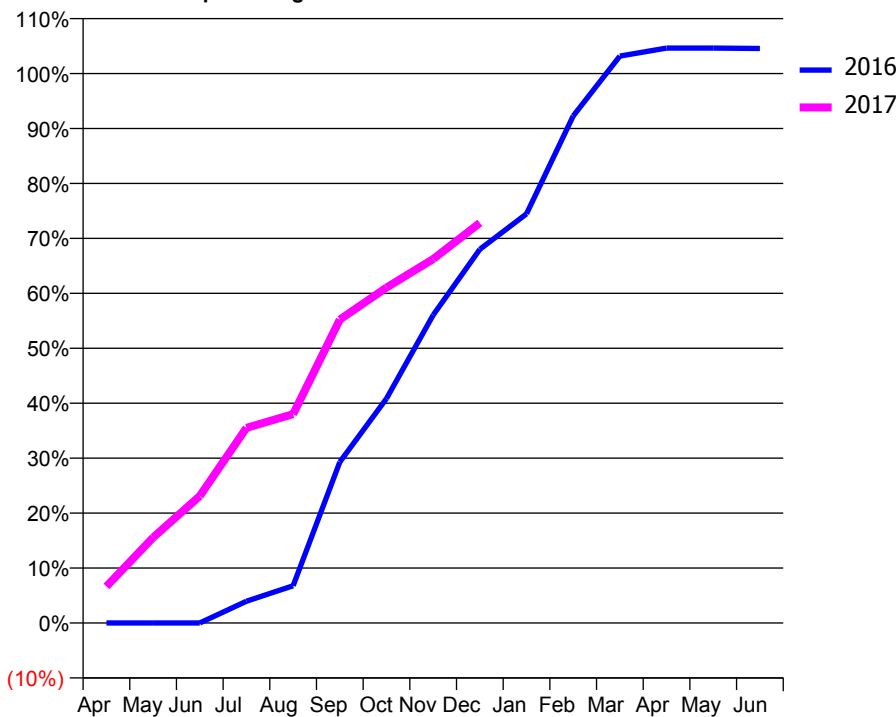
ACCESS*

Patients seen in 24 months	Total	Change since previous quarter
Quarter ending December 2015	1,316	
Quarter ending March 2016	1,642	↑
Quarter ending June 2016	1,864	↑
Quarter ending September 2016	1,974	↑
Quarter ending December 2016	2,027	↑
Variance since December 2015	54.0%	↑



ACTIVITY

Cumulative percentage of contracted UDA delivered 2016 & 2017



Month	Adjusted Scheduled Activity (UDA)	
	2016	2017
April	0	400
May	0	934
June	0	1,387
July	178	2,131
August	303	2,281
September	1,311	3,314
October	1,828	3,662
November	2,508	3,974
December	3,043	4,369
January	3,332	
February	4,128	
March	4,616	
April	4,681	
May	4,681	
June	4,678	

QUALITY

	Quantity	Base Number	Contract	AT	Region	England
% of FP17s for the same patient ID Re-attending within 3 months - Children	27	429	6.3%	9.9%	11.9%	12.4%
% of FP17s for the same patient ID Re-attending within 3 months - Adults	208	1,650	12.6%	15.8%	16.5%	16.6%
% of FP17s for the same patient ID Re-attending between 3 & 9 months - Children	237	429	55.2%	59.0%	60.2%	57.5%
% of FP17s for the same patient ID Re-attending between 3 & 9 months - Adults	886	1,650	53.7%	51.0%	52.0%	50.4%
% of FP17s for Band 1 Urgent Courses	170	2,047	8.3%	9.5%	9.5%	9.1%
% of FP17s Relating to Free Repair or Replacements	12	2,047	0.6%	0.6%	0.7%	0.8%
% of FP17s Relating to Continuations	25	2,047	1.2%	1.1%	1.2%	1.3%
% of Patients satisfied with the dentistry they have received	12	12	100.0%	92.5%	92.9%	92.7%
% of Patients satisfied with the time they had to wait for an appointment	11	12	91.7%	89.3%	88.8%	88.8%

* This is based on patients treated on this contract for their most recent course of treatment. Figures in italics indicate the base number of FP17s or Patient Questionnaire responses are less than 100. N/A is shown where the base number of responses is less than 10 during the period. % is calculated as Quantity/Base number*100

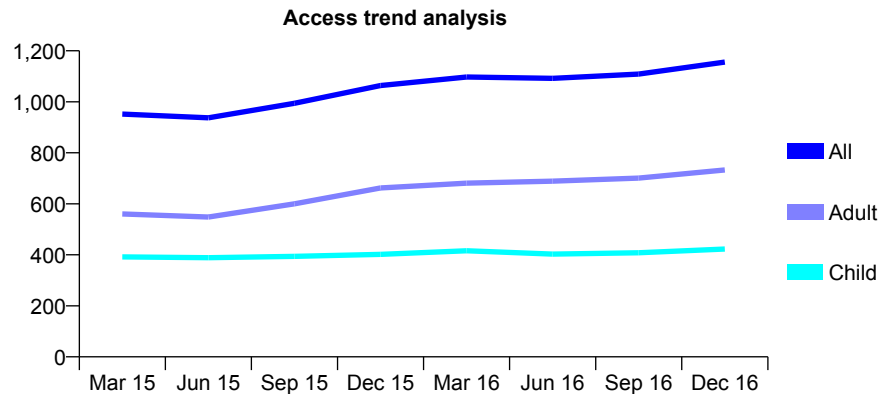
Q68 - Vital Signs At a Glance Contract Report for 368156/0001 - December 2016

Name or company name	MRS N SRINIVASAN
Contract type name	GDS Contract
Purpose of contract	General
Contract start date	01/07/2011
Contract end date	

16/17 Contracted general activity (UDA)	2,265
Carry forward general activity (UDA)	-45
16/17 Contracted orthodontic activity (UOA)	0
Carry forward orthodontic activity (UOA)	0
Baseline contract value	£55,800.60

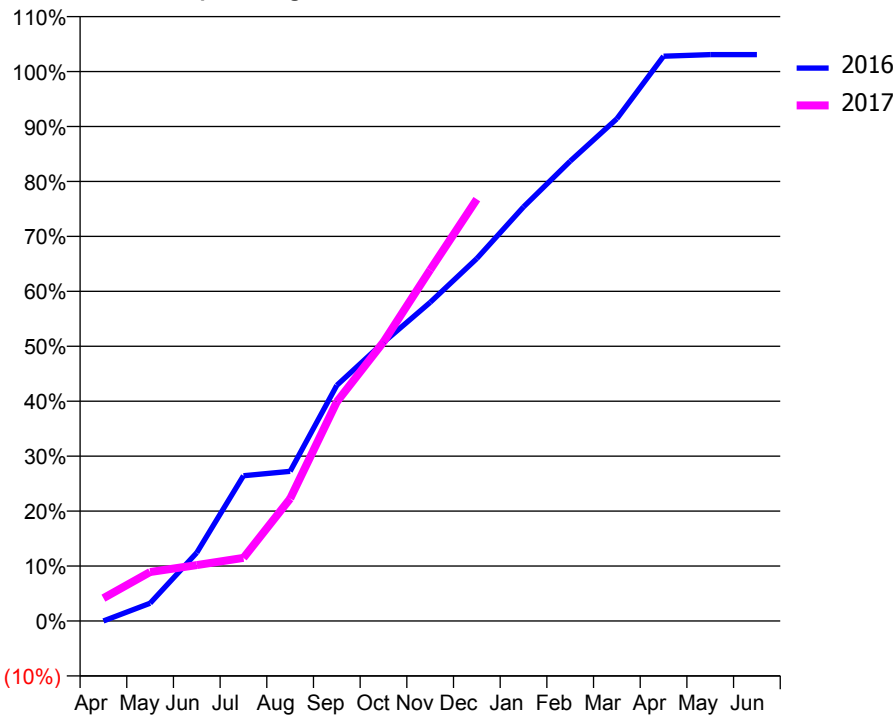
ACCESS*

Patients seen in 24 months	Total	Change since previous quarter
Quarter ending December 2015	1,064	
Quarter ending March 2016	1,097	↑
Quarter ending June 2016	1,092	→
Quarter ending September 2016	1,109	→
Quarter ending December 2016	1,156	↑
Variance since December 2015	8.6%	↑



ACTIVITY

Cumulative percentage of contracted UDA delivered 2016 & 2017



Month	Adjusted Scheduled Activity (UDA)	
	2016	2017
April	0	94
May	73	202
June	282	230
July	599	260
August	617	504
September	971	903
October	1,148	1,150
November	1,313	1,448
December	1,494	1,739
January	1,707	
February	1,896	
March	2,070	
April	2,328	
May	2,335	
June	2,335	

QUALITY

	Quantity	Base Number	Contract	AT	Region	England
% of FP17s for the same patient ID Re-attending within 3 months - Children	23	443	5.2%	9.9%	11.9%	12.4%
% of FP17s for the same patient ID Re-attending within 3 months - Adults	74	747	9.9%	15.8%	16.5%	16.6%
% of FP17s for the same patient ID Re-attending between 3 & 9 months - Children	286	443	64.6%	59.0%	60.2%	57.5%
% of FP17s for the same patient ID Re-attending between 3 & 9 months - Adults	459	747	61.4%	51.0%	52.0%	50.4%
% of FP17s for Band 1 Urgent Courses	60	981	6.1%	9.5%	9.5%	9.1%
% of FP17s Relating to Free Repair or Replacements	0	981	0.0%	0.6%	0.7%	0.8%
% of FP17s Relating to Continuations	1	981	0.1%	1.1%	1.2%	1.3%
% of Patients satisfied with the dentistry they have received	3	3	N/A	92.5%	92.9%	92.7%
% of Patients satisfied with the time they had to wait for an appointment	3	3	N/A	89.3%	88.8%	88.8%

* This is based on patients treated on this contract for their most recent course of treatment. Figures in italics indicate the base number of FP17s or Patient Questionnaire responses are less than 100. N/A is shown where the base number of responses is less than 10 during the period. % is calculated as Quantity/Base number*100

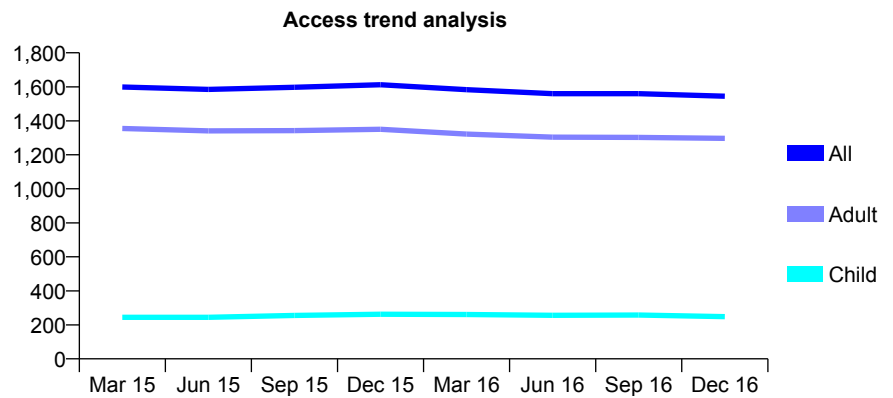
Q68 - Vital Signs At a Glance Contract Report for 389382/0002 - December 2016

Name or company name	MR MB FAHAMI
Contract type name	GDS Contract
Purpose of contract	General
Contract start date	05/07/2006
Contract end date	

16/17 Contracted general activity (UDA)	4,100
Carry forward general activity (UDA)	0
16/17 Contracted orthodontic activity (UOA)	0
Carry forward orthodontic activity (UOA)	0
Baseline contract value	£141,021.39

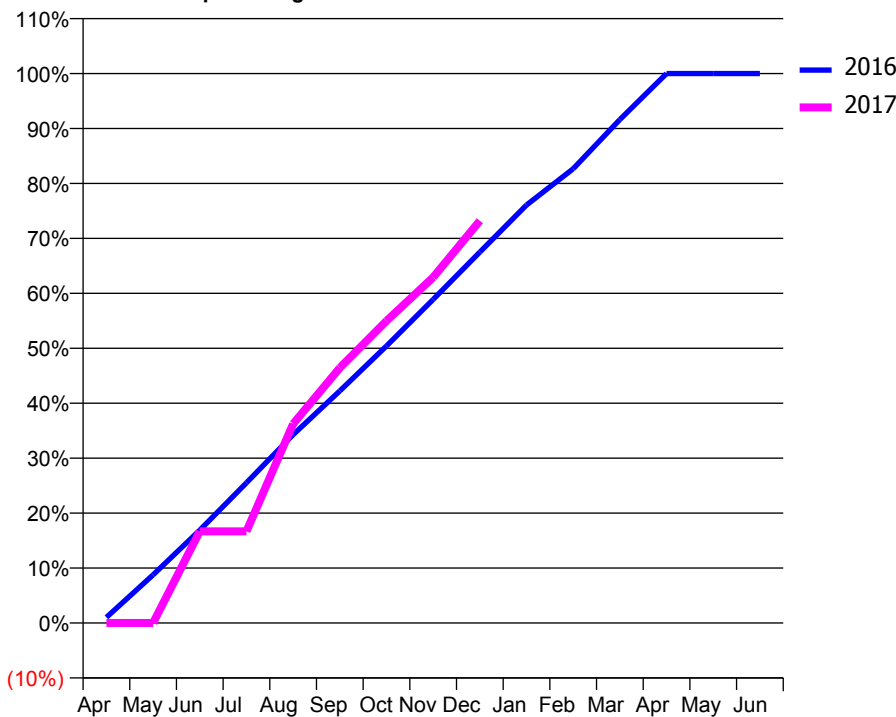
ACCESS*

Patients seen in 24 months	Total	Change since previous quarter
Quarter ending December 2015	1,612	
Quarter ending March 2016	1,583	↓
Quarter ending June 2016	1,560	↓
Quarter ending September 2016	1,560	→
Quarter ending December 2016	1,545	→
Variance since December 2015	(4.2%)	↓



ACTIVITY

Cumulative percentage of contracted UDA delivered 2016 & 2017



Month	Adjusted Scheduled Activity (UDA)	
	2016	2017
April	42	0
May	360	0
June	693	684
July	1,046	684
August	1,405	1,486
September	1,732	1,904
October	2,067	2,254
November	2,414	2,579
December	2,767	3,001
January	3,119	
February	3,389	
March	3,756	
April	4,100	
May	4,100	
June	4,100	

QUALITY

	Quantity	Base Number	Contract	AT	Region	England
% of FP17s for the same patient ID Re-attending within 3 months - Children	5	203	2.5%	9.9%	11.9%	12.4%
% of FP17s for the same patient ID Re-attending within 3 months - Adults	148	1,106	13.4%	15.8%	16.5%	16.6%
% of FP17s for the same patient ID Re-attending between 3 & 9 months - Children	64	203	31.5%	59.0%	60.2%	57.5%
% of FP17s for the same patient ID Re-attending between 3 & 9 months - Adults	342	1,106	30.9%	51.0%	52.0%	50.4%
% of FP17s for Band 1 Urgent Courses	170	1,167	14.6%	9.5%	9.5%	9.1%
% of FP17s Relating to Free Repair or Replacements	0	1,167	0.0%	0.6%	0.7%	0.8%
% of FP17s Relating to Continuations	1	1,167	0.1%	1.1%	1.2%	1.3%
% of Patients satisfied with the dentistry they have received	1	1	N/A	92.5%	92.9%	92.7%
% of Patients satisfied with the time they had to wait for an appointment	1	1	N/A	89.3%	88.8%	88.8%

* This is based on patients treated on this contract for their most recent course of treatment. Figures in italics indicate the base number of FP17s or Patient Questionnaire responses are less than 100. N/A is shown where the base number of responses is less than 10 during the period. % is calculated as Quantity/Base number*100

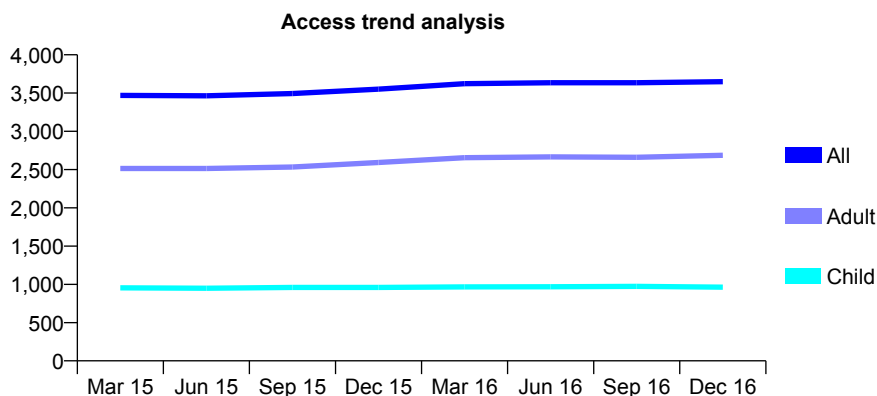
Q68 - Vital Signs At a Glance Contract Report for 396710/0001 - December 2016

Name or company name	MR CG BUCK
Contract type name	GDS Contract
Purpose of contract	General
Contract start date	01/04/2006
Contract end date	

16/17 Contracted general activity (UDA)	8,029
Carry forward general activity (UDA)	2
16/17 Contracted orthodontic activity (UOA)	0
Carry forward orthodontic activity (UOA)	0
Baseline contract value	£167,422.35

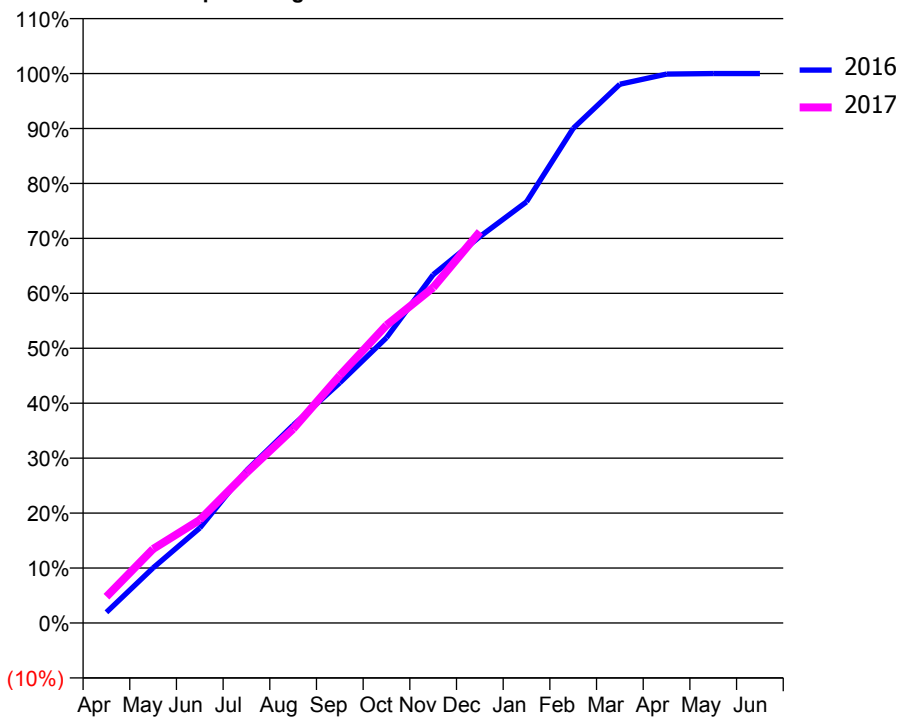
ACCESS*

Patients seen in 24 months	Total	Change since previous quarter
Quarter ending December 2015	3,551	
Quarter ending March 2016	3,623	↑
Quarter ending June 2016	3,635	→
Quarter ending September 2016	3,634	→
Quarter ending December 2016	3,649	→
Variance since December 2015	2.8%	↑



ACTIVITY

Cumulative percentage of contracted UDA delivered 2016 & 2017



Month	Adjusted Scheduled Activity (UDA)	
	2016	2017
April	157	385
May	806	1,082
June	1,388	1,507
July	2,228	2,194
August	2,891	2,836
September	3,511	3,617
October	4,168	4,352
November	5,091	4,902
December	5,645	5,718
January	6,154	
February	7,227	
March	7,872	
April	8,020	
May	8,027	
June	8,027	

QUALITY

	Quantity	Base Number	Contract	AT	Region	England
% of FP17s for the same patient ID Re-attending within 3 months - Children	174	1,162	15.0%	9.9%	11.9%	12.4%
% of FP17s for the same patient ID Re-attending within 3 months - Adults	234	2,283	10.2%	15.8%	16.5%	16.6%
% of FP17s for the same patient ID Re-attending between 3 & 9 months - Children	589	1,162	50.7%	59.0%	60.2%	57.5%
% of FP17s for the same patient ID Re-attending between 3 & 9 months - Adults	917	2,283	40.2%	51.0%	52.0%	50.4%
% of FP17s for Band 1 Urgent Courses	146	3,360	4.3%	9.5%	9.5%	9.1%
% of FP17s Relating to Free Repair or Replacements	21	3,360	0.6%	0.6%	0.7%	0.8%
% of FP17s Relating to Continuations	26	3,360	0.8%	1.1%	1.2%	1.3%
% of Patients satisfied with the dentistry they have received	7	7	N/A	92.5%	92.9%	92.7%
% of Patients satisfied with the time they had to wait for an appointment	7	7	N/A	89.3%	88.8%	88.8%

* This is based on patients treated on this contract for their most recent course of treatment. Figures in italics indicate the base number of FP17s or Patient Questionnaire responses are less than 100. N/A is shown where the base number of responses is less than 10 during the period. % is calculated as Quantity/Base number*100

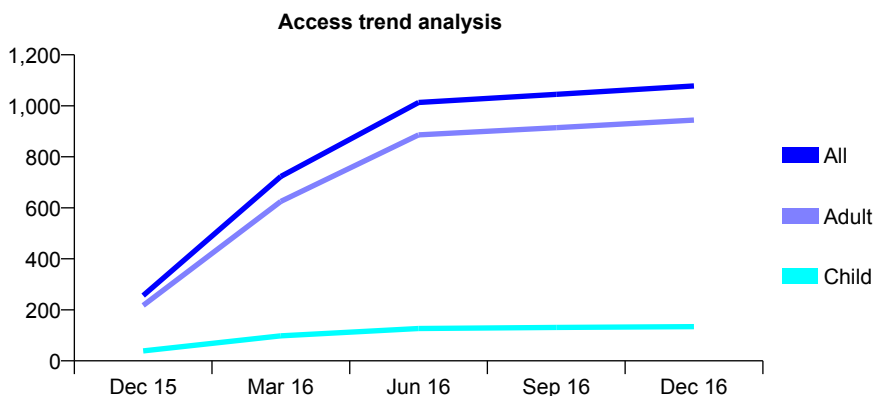
Q68 - Vital Signs At a Glance Contract Report for 398144/0002 - December 2016

Name or company name	MISS DR BECKER
Contract type name	GDS Contract
Purpose of contract	General
Contract start date	01/11/2015
Contract end date	

16/17 Contracted general activity (UDA)	4,156
Carry forward general activity (UDA)	-83
16/17 Contracted orthodontic activity (UOA)	0
Carry forward orthodontic activity (UOA)	0
Baseline contract value	£113,522.34

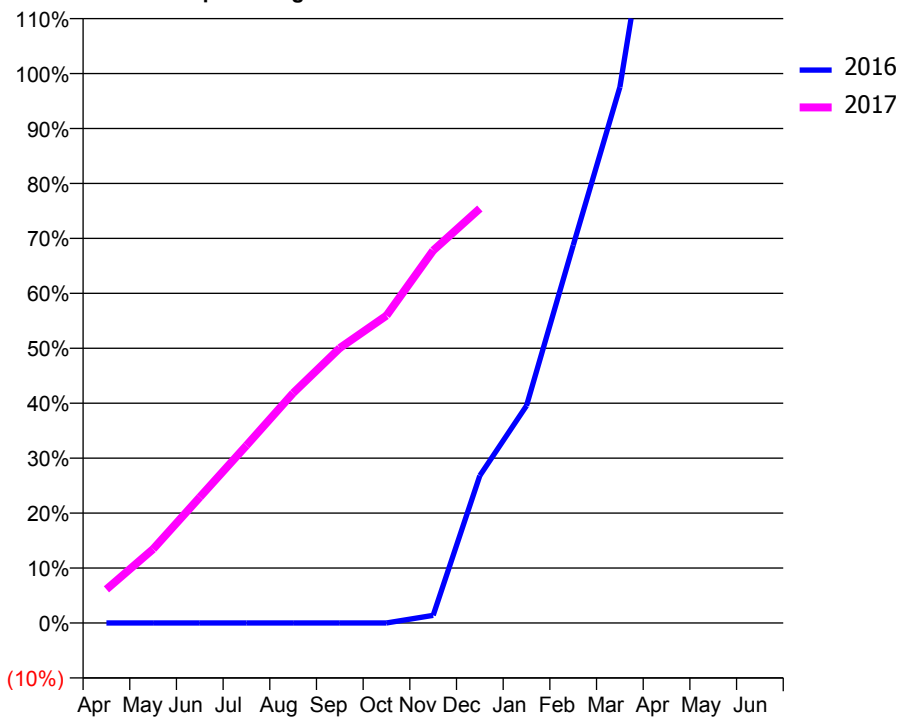
ACCESS*

Patients seen in 24 months	Total	Change since previous quarter
Quarter ending December 2015	256	
Quarter ending March 2016	723	↑
Quarter ending June 2016	1,013	↑
Quarter ending September 2016	1,045	↑
Quarter ending December 2016	1,078	↑
Variance since December 2015	321.1%	↑



ACTIVITY

Cumulative percentage of contracted UDA delivered 2016 & 2017



Month	Adjusted Scheduled Activity (UDA)	
	2016	2017
April	0	255
May	0	559
June	0	951
July	0	1,343
August	0	1,739
September	0	2,080
October	0	2,325
November	24	2,817
December	465	3,135
January	685	
February	1,190	
March	1,689	
April	2,582	
May	2,615	
June	2,649	

QUALITY

	Quantity	Base Number	Contract	AT	Region	England
% of FP17s for the same patient ID Re-attending within 3 months - Children	18	175	10.3%	9.9%	11.9%	12.4%
% of FP17s for the same patient ID Re-attending within 3 months - Adults	219	1,366	16.0%	15.8%	16.5%	16.6%
% of FP17s for the same patient ID Re-attending between 3 & 9 months - Children	81	175	46.3%	59.0%	60.2%	57.5%
% of FP17s for the same patient ID Re-attending between 3 & 9 months - Adults	656	1,366	48.0%	51.0%	52.0%	50.4%
% of FP17s for Band 1 Urgent Courses	108	1,227	8.8%	9.5%	9.5%	9.1%
% of FP17s Relating to Free Repair or Replacements	3	1,227	0.2%	0.6%	0.7%	0.8%
% of FP17s Relating to Continuations	5	1,227	0.4%	1.1%	1.2%	1.3%
% of Patients satisfied with the dentistry they have received	3	4	N/A	92.5%	92.9%	92.7%
% of Patients satisfied with the time they had to wait for an appointment	1	4	N/A	89.3%	88.8%	88.8%

* This is based on patients treated on this contract for their most recent course of treatment. Figures in italics indicate the base number of FP17s or Patient Questionnaire responses are less than 100. N/A is shown where the base number of responses is less than 10 during the period. % is calculated as Quantity/Base number*100

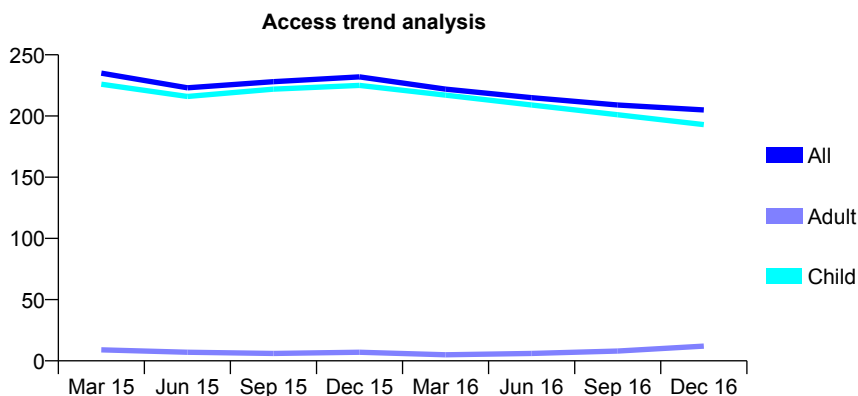
Q68 - Vital Signs At a Glance Contract Report for 557056/0002 - December 2016

Name or company name	MR S URDANG
Contract type name	GDS Contract
Purpose of contract	General
Contract start date	02/07/2008
Contract end date	

16/17 Contracted general activity (UDA)	300
Carry forward general activity (UDA)	0
16/17 Contracted orthodontic activity (UOA)	0
Carry forward orthodontic activity (UOA)	0
Baseline contract value	£6,761.46

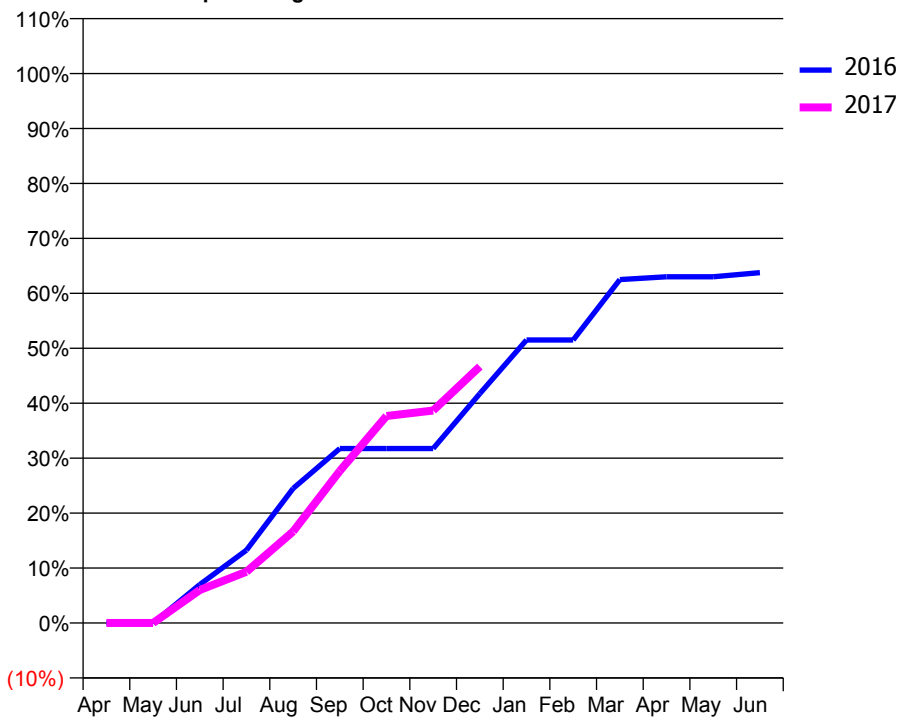
ACCESS*

Patients seen in 24 months	Total	Change since previous quarter
Quarter ending December 2015	232	
Quarter ending March 2016	222	↓
Quarter ending June 2016	215	↓
Quarter ending September 2016	209	↓
Quarter ending December 2016	205	↓
Variance since December 2015	(11.6%)	↓



ACTIVITY

Cumulative percentage of contracted UDA delivered 2016 & 2017



Month	Adjusted Scheduled Activity (UDA)	
	2016	2017
April	0	0
May	0	0
June	28	18
July	53	28
August	98	50
September	127	83
October	127	113
November	127	116
December	167	140
January	206	
February	206	
March	250	
April	252	
May	252	
June	255	

QUALITY

	Quantity	Base Number	Contract	AT	Region	England
% of FP17s for the same patient ID Re-attending within 3 months - Children	0	136	0.0%	9.9%	11.9%	12.4%
% of FP17s for the same patient ID Re-attending within 3 months - Adults	0	0	N/A	15.8%	16.5%	16.6%
% of FP17s for the same patient ID Re-attending between 3 & 9 months - Children	65	136	47.8%	59.0%	60.2%	57.5%
% of FP17s for the same patient ID Re-attending between 3 & 9 months - Adults	0	0	N/A	51.0%	52.0%	50.4%
% of FP17s for Band 1 Urgent Courses	0	122	0.0%	9.5%	9.5%	9.1%
% of FP17s Relating to Free Repair or Replacements	0	122	0.0%	0.6%	0.7%	0.8%
% of FP17s Relating to Continuations	0	122	0.0%	1.1%	1.2%	1.3%
% of Patients satisfied with the dentistry they have received	0	0	N/A	92.5%	92.9%	92.7%
% of Patients satisfied with the time they had to wait for an appointment	0	0	N/A	89.3%	88.8%	88.8%

* This is based on patients treated on this contract for their most recent course of treatment. Figures in italics indicate the base number of FP17s or Patient Questionnaire responses are less than 100. N/A is shown where the base number of responses is less than 10 during the period. % is calculated as Quantity/Base number*100

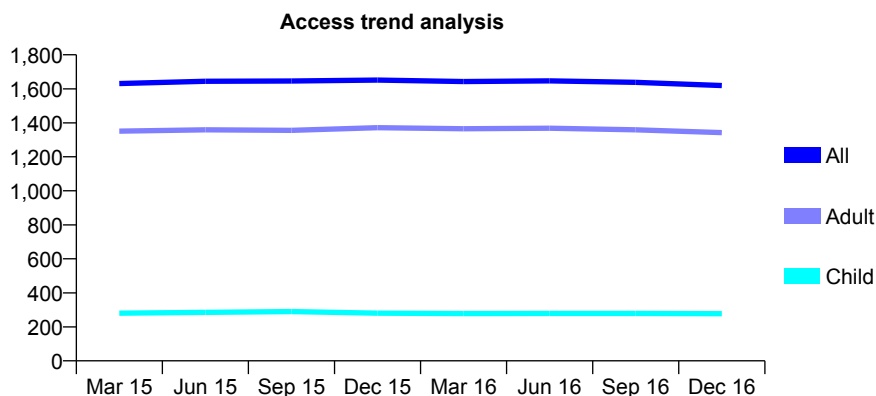
Q68 - Vital Signs At a Glance Contract Report for 558222/0005 - December 2016

Name or company name	MR NJ VAID
Contract type name	GDS Contract
Purpose of contract	General
Contract start date	01/04/2011
Contract end date	

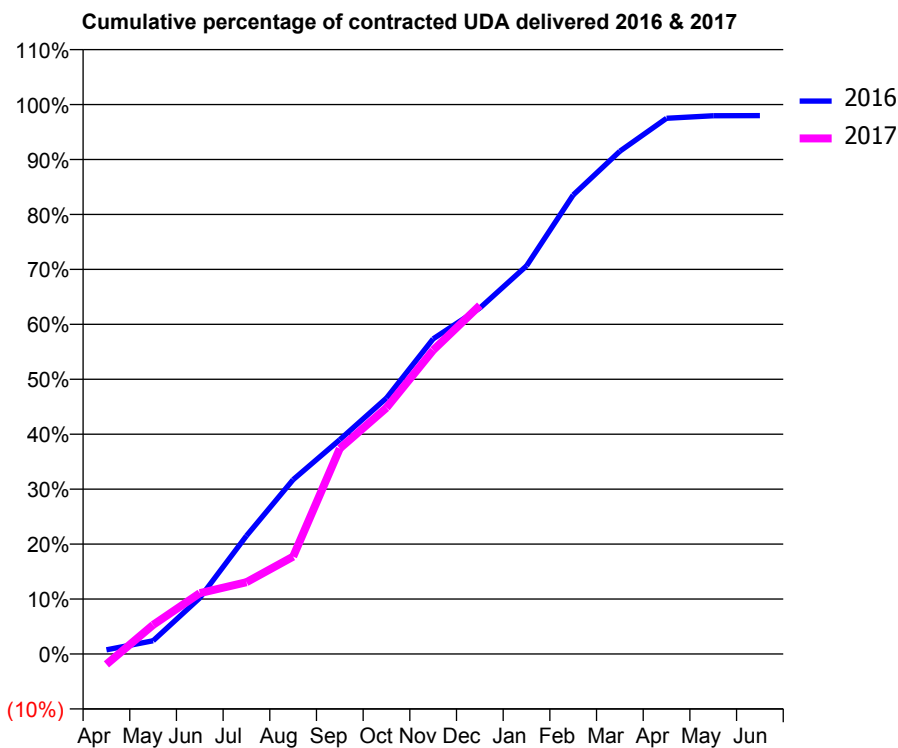
16/17 Contracted general activity (UDA)	5,235
Carry forward general activity (UDA)	106
16/17 Contracted orthodontic activity (UOA)	0
Carry forward orthodontic activity (UOA)	0
Baseline contract value	£121,761.14

ACCESS*

Patients seen in 24 months	Total	Change since previous quarter
Quarter ending December 2015	1,651	
Quarter ending March 2016	1,643	→
Quarter ending June 2016	1,647	→
Quarter ending September 2016	1,638	→
Quarter ending December 2016	1,619	↓
Variance since December 2015	(1.9%)	↓



ACTIVITY



Month	Adjusted Scheduled Activity (UDA)	
	2016	2017
April	40	-100
May	126	278
June	534	580
July	1,127	684
August	1,661	928
September	2,042	1,958
October	2,439	2,345
November	3,002	2,895
December	3,297	3,321
January	3,697	
February	4,373	
March	4,790	
April	5,104	
May	5,128	
June	5,129	

QUALITY

	Quantity	Base Number	Contract	AT	Region	England
% of FP17s for the same patient ID Re-attending within 3 months - Children	31	330	9.4%	9.9%	11.9%	12.4%
% of FP17s for the same patient ID Re-attending within 3 months - Adults	407	1,808	22.5%	15.8%	16.5%	16.6%
% of FP17s for the same patient ID Re-attending between 3 & 9 months - Children	238	330	72.1%	59.0%	60.2%	57.5%
% of FP17s for the same patient ID Re-attending between 3 & 9 months - Adults	1,131	1,808	62.6%	51.0%	52.0%	50.4%
% of FP17s for Band 1 Urgent Courses	190	1,950	9.7%	9.5%	9.5%	9.1%
% of FP17s Relating to Free Repair or Replacements	20	1,950	1.0%	0.6%	0.7%	0.8%
% of FP17s Relating to Continuations	58	1,950	3.0%	1.1%	1.2%	1.3%
% of Patients satisfied with the dentistry they have received	4	4	N/A	92.5%	92.9%	92.7%
% of Patients satisfied with the time they had to wait for an appointment	4	4	N/A	89.3%	88.8%	88.8%

* This is based on patients treated on this contract for their most recent course of treatment. Figures in italics indicate the base number of FP17s or Patient Questionnaire responses are less than 100. N/A is shown where the base number of responses is less than 10 during the period. % is calculated as Quantity/Base number*100

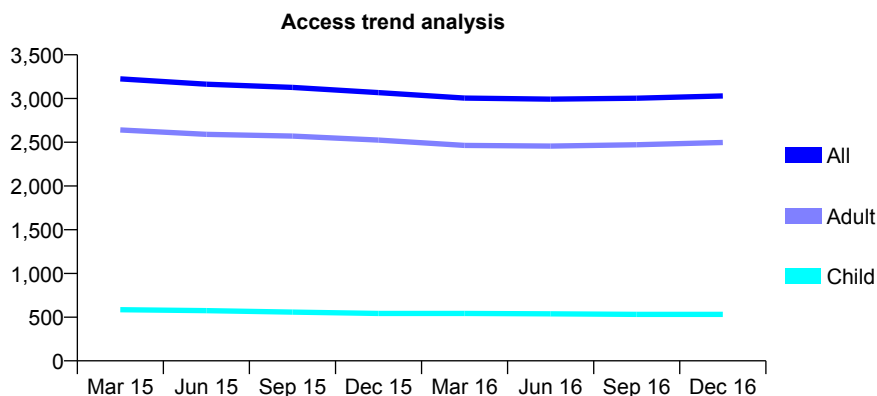
Q68 - Vital Signs At a Glance Contract Report for 558222/0006 - December 2016

Name or company name	MR NJ VAID
Contract type name	GDS Contract
Purpose of contract	General
Contract start date	01/04/2011
Contract end date	

16/17 Contracted general activity (UDA)	10,603
Carry forward general activity (UDA)	0
16/17 Contracted orthodontic activity (UOA)	0
Carry forward orthodontic activity (UOA)	0
Baseline contract value	£267,789.94

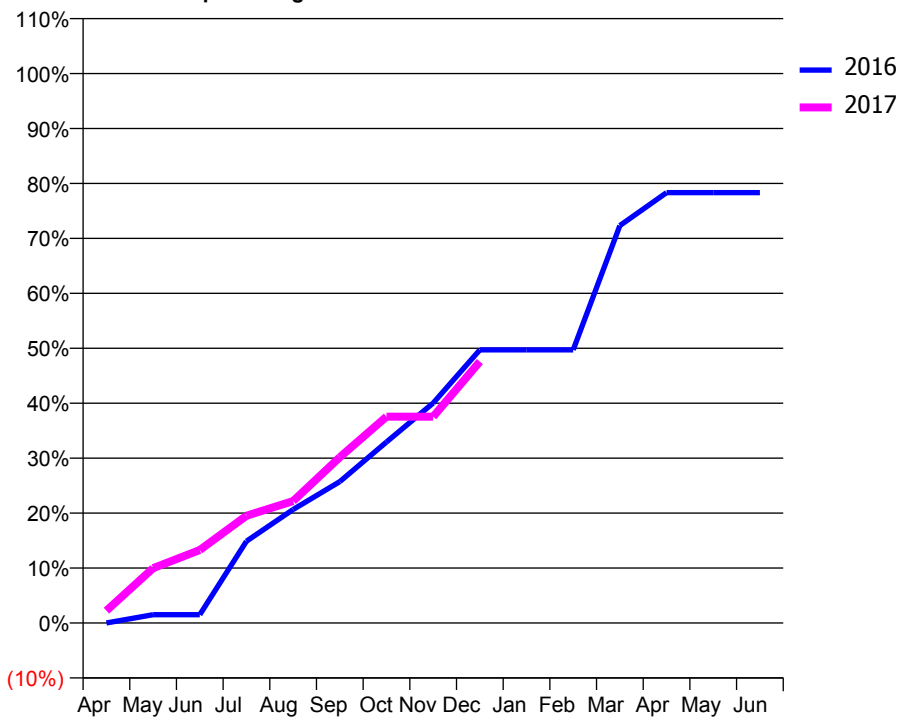
ACCESS*

Patients seen in 24 months	Total	Change since previous quarter
Quarter ending December 2015	3,067	
Quarter ending March 2016	3,005	↓
Quarter ending June 2016	2,993	→
Quarter ending September 2016	3,003	→
Quarter ending December 2016	3,030	→
Variance since December 2015	(1.2%)	↓



ACTIVITY

Cumulative percentage of contracted UDA delivered 2016 & 2017



Month	Adjusted Scheduled Activity (UDA)	
	2016	2017
April	0	238
May	162	1,058
June	162	1,409
July	1,579	2,071
August	2,190	2,354
September	2,730	3,201
October	3,492	3,981
November	4,245	3,981
December	5,270	5,044
January	5,270	
February	5,270	
March	7,670	
April	8,304	
May	8,304	
June	8,304	

QUALITY

	Quantity	Base Number	Contract	AT	Region	England
% of FP17s for the same patient ID Re-attending within 3 months - Children	55	679	8.1%	9.9%	11.9%	12.4%
% of FP17s for the same patient ID Re-attending within 3 months - Adults	473	3,005	15.7%	15.8%	16.5%	16.6%
% of FP17s for the same patient ID Re-attending between 3 & 9 months - Children	460	679	67.7%	59.0%	60.2%	57.5%
% of FP17s for the same patient ID Re-attending between 3 & 9 months - Adults	1,704	3,005	56.7%	51.0%	52.0%	50.4%
% of FP17s for Band 1 Urgent Courses	215	2,655	8.1%	9.5%	9.5%	9.1%
% of FP17s Relating to Free Repair or Replacements	28	2,655	1.1%	0.6%	0.7%	0.8%
% of FP17s Relating to Continuations	25	2,655	0.9%	1.1%	1.2%	1.3%
% of Patients satisfied with the dentistry they have received	12	13	92.3%	92.5%	92.9%	92.7%
% of Patients satisfied with the time they had to wait for an appointment	11	13	84.6%	89.3%	88.8%	88.8%

* This is based on patients treated on this contract for their most recent course of treatment. Figures in italics indicate the base number of FP17s or Patient Questionnaire responses are less than 100. N/A is shown where the base number of responses is less than 10 during the period. % is calculated as Quantity/Base number*100

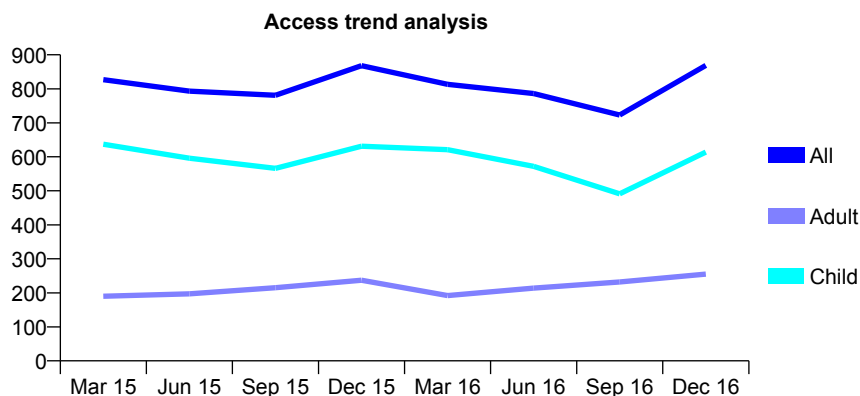
Q68 - Vital Signs At a Glance Contract Report for 558745/0004 - December 2016

Name or company name	MR VH WIFFEN
Contract type name	GDS Contract
Purpose of contract	General
Contract start date	01/06/2010
Contract end date	

16/17 Contracted general activity (UDA)	1,532
Carry forward general activity (UDA)	-6
16/17 Contracted orthodontic activity (UOA)	0
Carry forward orthodontic activity (UOA)	0
Baseline contract value	£43,486.13

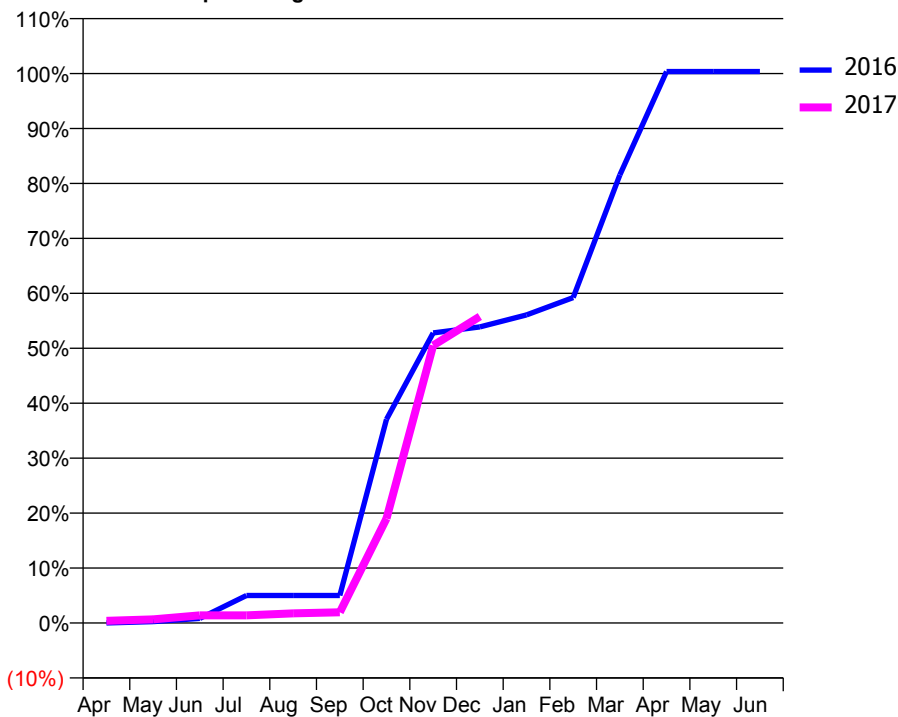
ACCESS*

Patients seen in 24 months	Total	Change since previous quarter
Quarter ending December 2015	868	
Quarter ending March 2016	813	↓
Quarter ending June 2016	786	↓
Quarter ending September 2016	723	↓
Quarter ending December 2016	869	↑
Variance since December 2015	0.1%	→



ACTIVITY

Cumulative percentage of contracted UDA delivered 2016 & 2017



Month	Adjusted Scheduled Activity (UDA)	
	2016	2017
April	0	6
May	4	10
June	13	21
July	77	21
August	77	27
September	77	30
October	568	291
November	809	774
December	826	855
January	859	
February	907	
March	1,249	
April	1,538	
May	1,538	
June	1,538	

QUALITY

	Quantity	Base Number	Contract	AT	Region	England
% of FP17s for the same patient ID Re-attending within 3 months - Children	27	728	3.7%	9.9%	11.9%	12.4%
% of FP17s for the same patient ID Re-attending within 3 months - Adults	1	74	1.4%	15.8%	16.5%	16.6%
% of FP17s for the same patient ID Re-attending between 3 & 9 months - Children	415	728	57.0%	59.0%	60.2%	57.5%
% of FP17s for the same patient ID Re-attending between 3 & 9 months - Adults	57	74	77.0%	51.0%	52.0%	50.4%
% of FP17s for Band 1 Urgent Courses	23	574	4.0%	9.5%	9.5%	9.1%
% of FP17s Relating to Free Repair or Replacements	0	574	0.0%	0.6%	0.7%	0.8%
% of FP17s Relating to Continuations	0	574	0.0%	1.1%	1.2%	1.3%
% of Patients satisfied with the dentistry they have received	0	0	N/A	92.5%	92.9%	92.7%
% of Patients satisfied with the time they had to wait for an appointment	0	0	N/A	89.3%	88.8%	88.8%

* This is based on patients treated on this contract for their most recent course of treatment. Figures in italics indicate the base number of FP17s or Patient Questionnaire responses are less than 100. N/A is shown where the base number of responses is less than 10 during the period. % is calculated as Quantity/Base number*100

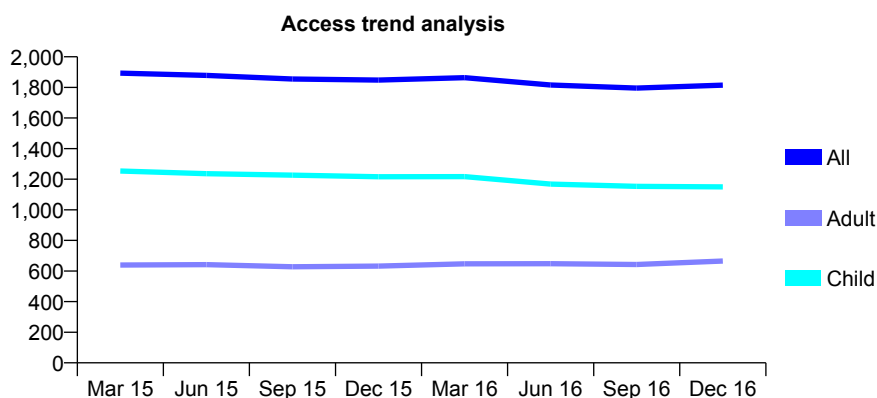
Q68 - Vital Signs At a Glance Contract Report for 565113/0001 - December 2016

Name or company name	MR MA PARKER
Contract type name	GDS Contract
Purpose of contract	General
Contract start date	01/04/2006
Contract end date	

16/17 Contracted general activity (UDA)	3,272
Carry forward general activity (UDA)	-22
16/17 Contracted orthodontic activity (UOA)	0
Carry forward orthodontic activity (UOA)	0
Baseline contract value	£72,710.38

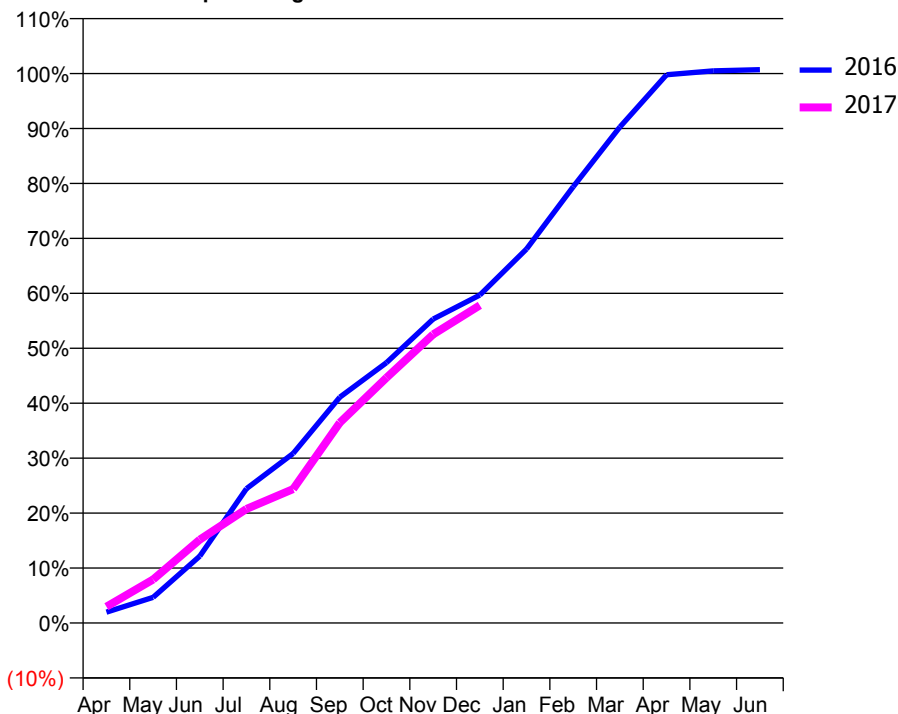
ACCESS*

Patients seen in 24 months	Total	Change since previous quarter
Quarter ending December 2015	1,848	
Quarter ending March 2016	1,864	→
Quarter ending June 2016	1,816	↓
Quarter ending September 2016	1,796	↓
Quarter ending December 2016	1,815	→
Variance since December 2015	(1.8%)	↓



ACTIVITY

Cumulative percentage of contracted UDA delivered 2016 & 2017



Adjusted Scheduled Activity (UDA)

Month	2016	2017
April	65	97
May	153	259
June	398	497
July	800	679
August	1,010	798
September	1,345	1,193
October	1,550	1,460
November	1,810	1,719
December	1,953	1,892
January	2,227	
February	2,598	
March	2,954	
April	3,264	
May	3,287	
June	3,294	

QUALITY

	Quantity	Base Number	Contract	AT	Region	England
% of FP17s for the same patient ID Re-attending within 3 months - Children	49	1,048	4.7%	9.9%	11.9%	12.4%
% of FP17s for the same patient ID Re-attending within 3 months - Adults	16	328	4.9%	15.8%	16.5%	16.6%
% of FP17s for the same patient ID Re-attending between 3 & 9 months - Children	583	1,048	55.6%	59.0%	60.2%	57.5%
% of FP17s for the same patient ID Re-attending between 3 & 9 months - Adults	98	328	29.9%	51.0%	52.0%	50.4%
% of FP17s for Band 1 Urgent Courses	33	1,192	2.8%	9.5%	9.5%	9.1%
% of FP17s Relating to Free Repair or Replacements	6	1,192	0.5%	0.6%	0.7%	0.8%
% of FP17s Relating to Continuations	4	1,192	0.3%	1.1%	1.2%	1.3%
% of Patients satisfied with the dentistry they have received	2	2	N/A	92.5%	92.9%	92.7%
% of Patients satisfied with the time they had to wait for an appointment	2	2	N/A	89.3%	88.8%	88.8%

* This is based on patients treated on this contract for their most recent course of treatment. Figures in italics indicate the base number of FP17s or Patient Questionnaire responses are less than 100. N/A is shown where the base number of responses is less than 10 during the period. % is calculated as Quantity/Base number*100

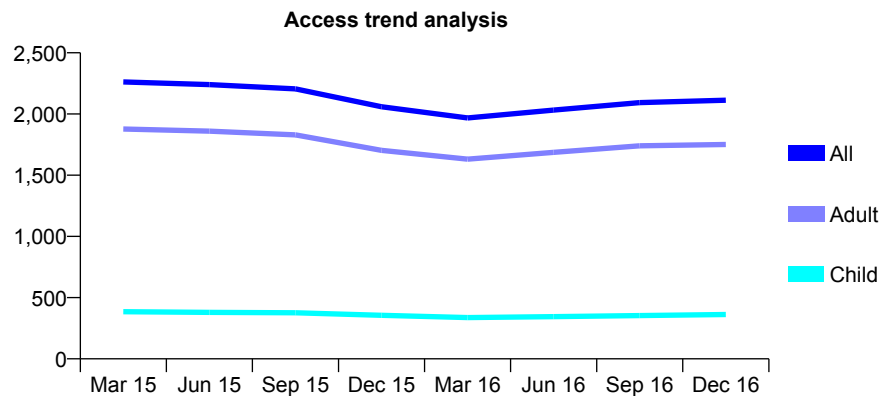
Q68 - Vital Signs At a Glance Contract Report for 567612/0001 - December 2016

Name or company name	MR AM SINGER
Contract type name	GDS Contract
Purpose of contract	General
Contract start date	01/04/2006
Contract end date	

16/17 Contracted general activity (UDA)	7,509
Carry forward general activity (UDA)	0
16/17 Contracted orthodontic activity (UOA)	0
Carry forward orthodontic activity (UOA)	0
Baseline contract value	£169,813.16

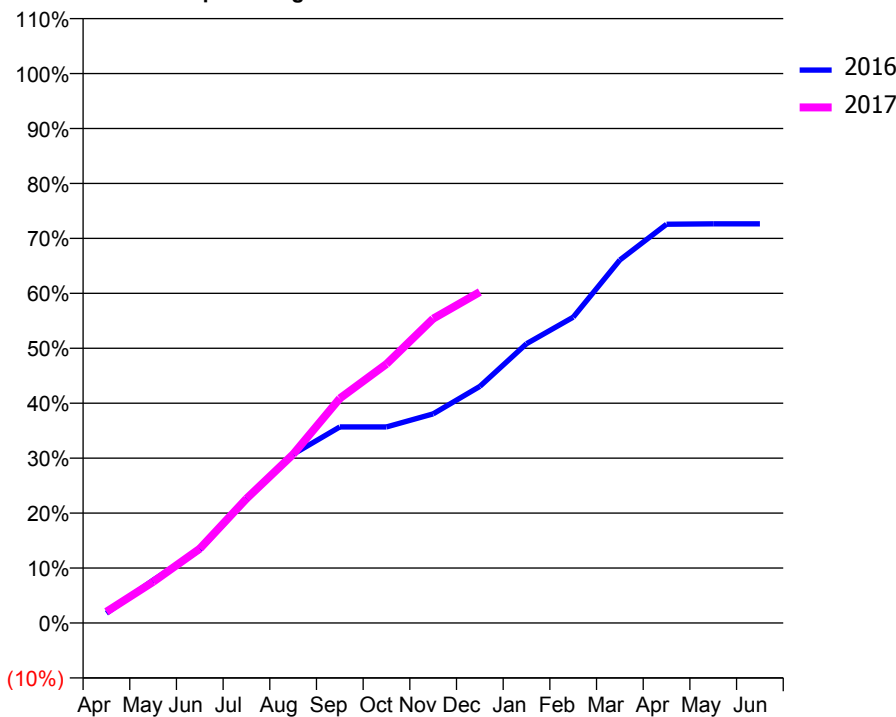
ACCESS*

Patients seen in 24 months	Total	Change since previous quarter
Quarter ending December 2015	2,059	
Quarter ending March 2016	1,968	↓
Quarter ending June 2016	2,032	↑
Quarter ending September 2016	2,093	↑
Quarter ending December 2016	2,113	→
Variance since December 2015	2.6%	↑



ACTIVITY

Cumulative percentage of contracted UDA delivered 2016 & 2017



Month	Adjusted Scheduled Activity (UDA)	
	2016	2017
April	133	154
May	586	562
June	1,000	1,016
July	1,689	1,699
August	2,306	2,306
September	2,680	3,069
October	2,680	3,539
November	2,858	4,159
December	3,233	4,523
January	3,816	
February	4,179	
March	4,961	
April	5,450	
May	5,454	
June	5,454	

QUALITY

	Quantity	Base Number	Contract	AT	Region	England
% of FP17s for the same patient ID Re-attending within 3 months - Children	12	348	3.4%	9.9%	11.9%	12.4%
% of FP17s for the same patient ID Re-attending within 3 months - Adults	385	1,992	19.3%	15.8%	16.5%	16.6%
% of FP17s for the same patient ID Re-attending between 3 & 9 months - Children	75	348	21.6%	59.0%	60.2%	57.5%
% of FP17s for the same patient ID Re-attending between 3 & 9 months - Adults	612	1,992	30.7%	51.0%	52.0%	50.4%
% of FP17s for Band 1 Urgent Courses	192	2,150	8.9%	9.5%	9.5%	9.1%
% of FP17s Relating to Free Repair or Replacements	41	2,150	1.9%	0.6%	0.7%	0.8%
% of FP17s Relating to Continuations	97	2,150	4.5%	1.1%	1.2%	1.3%
% of Patients satisfied with the dentistry they have received	6	6	N/A	92.5%	92.9%	92.7%
% of Patients satisfied with the time they had to wait for an appointment	5	6	N/A	89.3%	88.8%	88.8%

* This is based on patients treated on this contract for their most recent course of treatment. Figures in italics indicate the base number of FP17s or Patient Questionnaire responses are less than 100. N/A is shown where the base number of responses is less than 10 during the period. % is calculated as Quantity/Base number*100

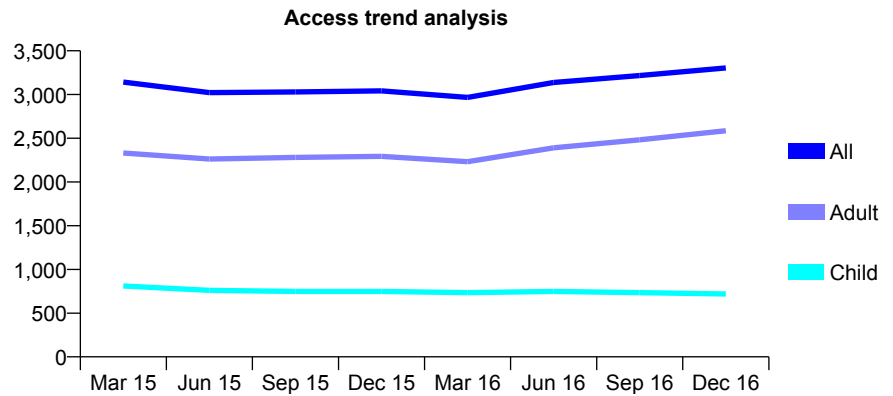
Q68 - Vital Signs At a Glance Contract Report for 568171/0001 - December 2016

Name or company name	MR PJ IVE
Contract type name	GDS Contract
Purpose of contract	General
Contract start date	01/04/2006
Contract end date	

16/17 Contracted general activity (UDA)	9,000
Carry forward general activity (UDA)	0
16/17 Contracted orthodontic activity (UOA)	0
Carry forward orthodontic activity (UOA)	0
Baseline contract value	£200,031.10

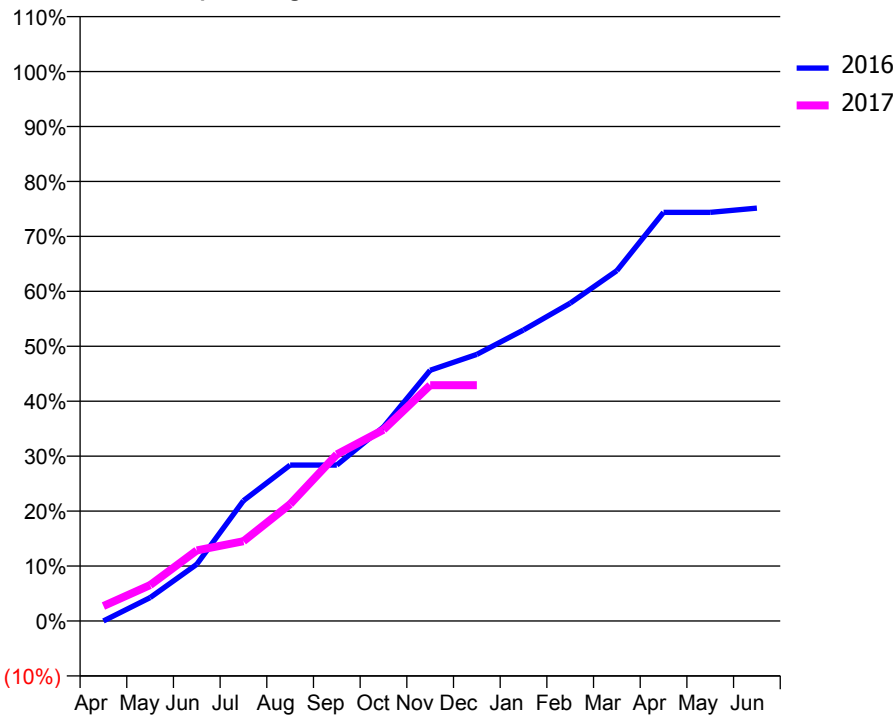
ACCESS*

Patients seen in 24 months	Total	Change since previous quarter
Quarter ending December 2015	3,041	
Quarter ending March 2016	2,967	↓
Quarter ending June 2016	3,138	↑
Quarter ending September 2016	3,217	↑
Quarter ending December 2016	3,304	↑
Variance since December 2015	8.6%	↑



ACTIVITY

Cumulative percentage of contracted UDA delivered 2016 & 2017



Month	Adjusted Scheduled Activity (UDA)	
	2016	2017
April	0	245
May	383	588
June	930	1,157
July	1,971	1,308
August	2,555	1,915
September	2,555	2,729
October	3,179	3,133
November	4,106	3,863
December	4,368	3,863
January	4,766	
February	5,206	
March	5,738	
April	6,694	
May	6,694	
June	6,763	

QUALITY

	Quantity	Base Number	Contract	AT	Region	England
% of FP17s for the same patient ID Re-attending within 3 months - Children	37	663	5.6%	9.9%	11.9%	12.4%
% of FP17s for the same patient ID Re-attending within 3 months - Adults	360	2,273	15.8%	15.8%	16.5%	16.6%
% of FP17s for the same patient ID Re-attending between 3 & 9 months - Children	289	663	43.6%	59.0%	60.2%	57.5%
% of FP17s for the same patient ID Re-attending between 3 & 9 months - Adults	720	2,273	31.7%	51.0%	52.0%	50.4%
% of FP17s for Band 1 Urgent Courses	356	2,079	17.1%	9.5%	9.5%	9.1%
% of FP17s Relating to Free Repair or Replacements	23	2,079	1.1%	0.6%	0.7%	0.8%
% of FP17s Relating to Continuations	62	2,079	3.0%	1.1%	1.2%	1.3%
% of Patients satisfied with the dentistry they have received	3	3	N/A	92.5%	92.9%	92.7%
% of Patients satisfied with the time they had to wait for an appointment	3	3	N/A	89.3%	88.8%	88.8%

* This is based on patients treated on this contract for their most recent course of treatment. Figures in italics indicate the base number of FP17s or Patient Questionnaire responses are less than 100. N/A is shown where the base number of responses is less than 10 during the period. % is calculated as Quantity/Base number*100

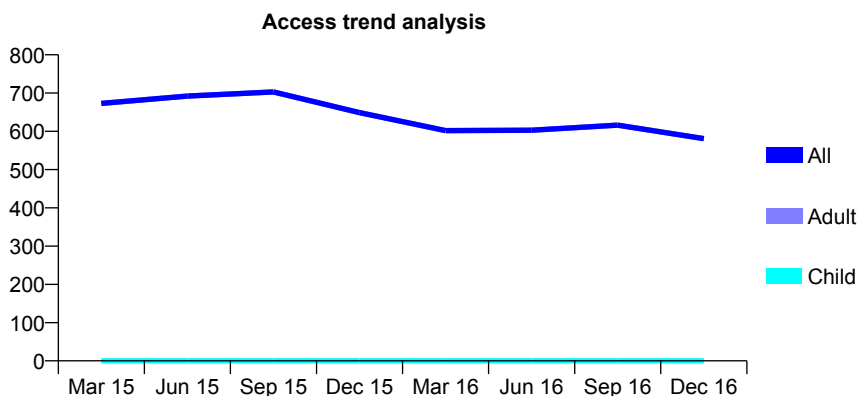
Q68 - Vital Signs At a Glance Contract Report for 569119/0001 - December 2016

Name or company name	MR D MYERS
Contract type name	PDS Contract
Purpose of contract	General
Contract start date	01/04/2006
Contract end date	31/03/2017

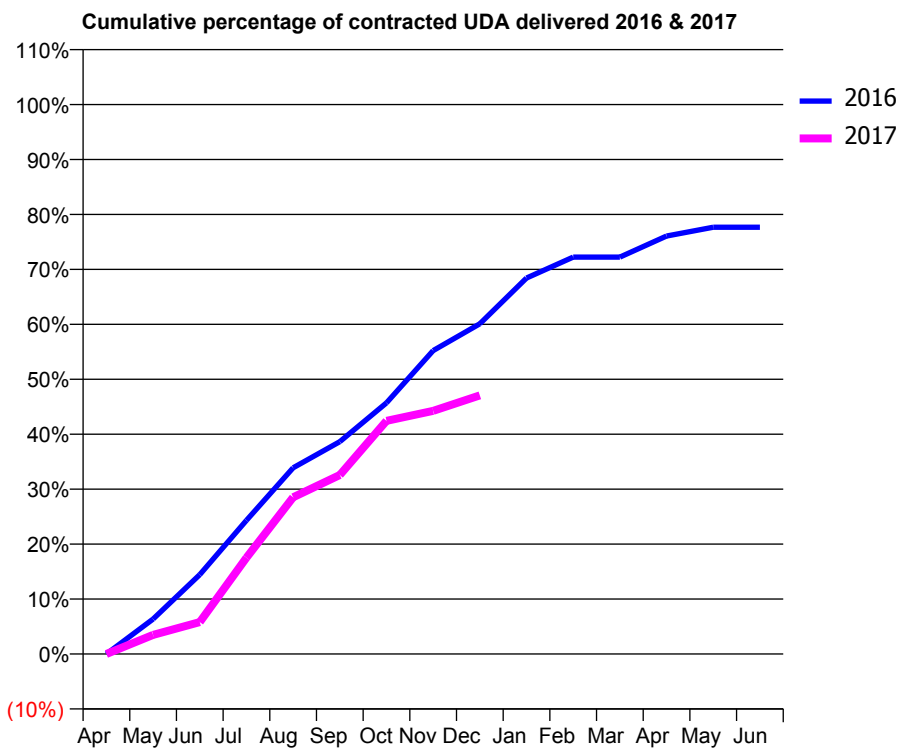
16/17 Contracted general activity (UDA)	1,587
Carry forward general activity (UDA)	0
16/17 Contracted orthodontic activity (UOA)	0
Carry forward orthodontic activity (UOA)	0
Baseline contract value	£55,726.60

ACCESS*

Patients seen in 24 months	Total	Change since previous quarter
Quarter ending December 2015	649	
Quarter ending March 2016	602	↓
Quarter ending June 2016	603	→
Quarter ending September 2016	616	↑
Quarter ending December 2016	581	↓
Variance since December 2015	(10.5%)	↓



ACTIVITY



Month	Adjusted Scheduled Activity (UDA)	
	2016	2017
April	0	0
May	101	55
June	229	92
July	386	278
August	538	453
September	613	517
October	725	673
November	876	702
December	954	747
January	1,086	
February	1,146	
March	1,146	
April	1,207	
May	1,232	
June	1,232	

QUALITY

	Quantity	Base Number	Contract	AT	Region	England
% of FP17s for the same patient ID Re-attending within 3 months - Children	0	0	N/A	9.9%	11.9%	12.4%
% of FP17s for the same patient ID Re-attending within 3 months - Adults	7	308	2.3%	15.8%	16.5%	16.6%
% of FP17s for the same patient ID Re-attending between 3 & 9 months - Children	0	0	N/A	59.0%	60.2%	57.5%
% of FP17s for the same patient ID Re-attending between 3 & 9 months - Adults	27	308	8.8%	51.0%	52.0%	50.4%
% of FP17s for Band 1 Urgent Courses	9	233	3.9%	9.5%	9.5%	9.1%
% of FP17s Relating to Free Repair or Replacements	0	233	0.0%	0.6%	0.7%	0.8%
% of FP17s Relating to Continuations	0	233	0.0%	1.1%	1.2%	1.3%
% of Patients satisfied with the dentistry they have received	0	0	N/A	92.5%	92.9%	92.7%
% of Patients satisfied with the time they had to wait for an appointment	0	0	N/A	89.3%	88.8%	88.8%

* This is based on patients treated on this contract for their most recent course of treatment. Figures in italics indicate the base number of FP17s or Patient Questionnaire responses are less than 100. N/A is shown where the base number of responses is less than 10 during the period. % is calculated as Quantity/Base number*100

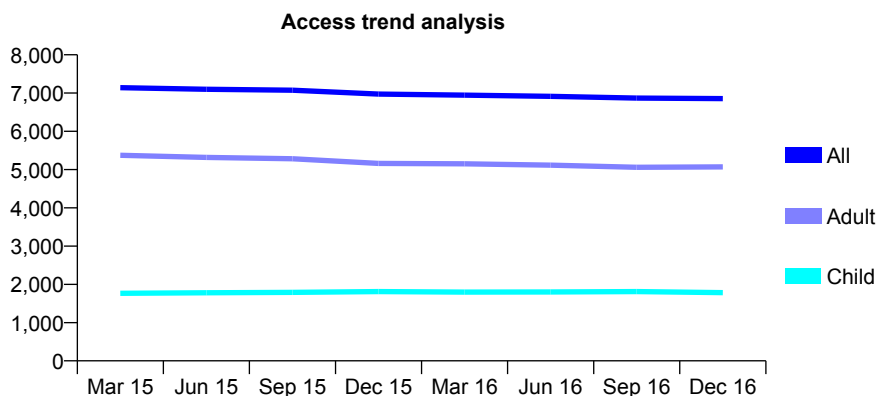
Q68 - Vital Signs At a Glance Contract Report for 570052/0001 - December 2016

Name or company name	MR AN MOORE
Contract type name	GDS Contract
Purpose of contract	General
Contract start date	01/04/2006
Contract end date	

16/17 Contracted general activity (UDA)	15,877
Carry forward general activity (UDA)	366
16/17 Contracted orthodontic activity (UOA)	0
Carry forward orthodontic activity (UOA)	0
Baseline contract value	£444,953.13

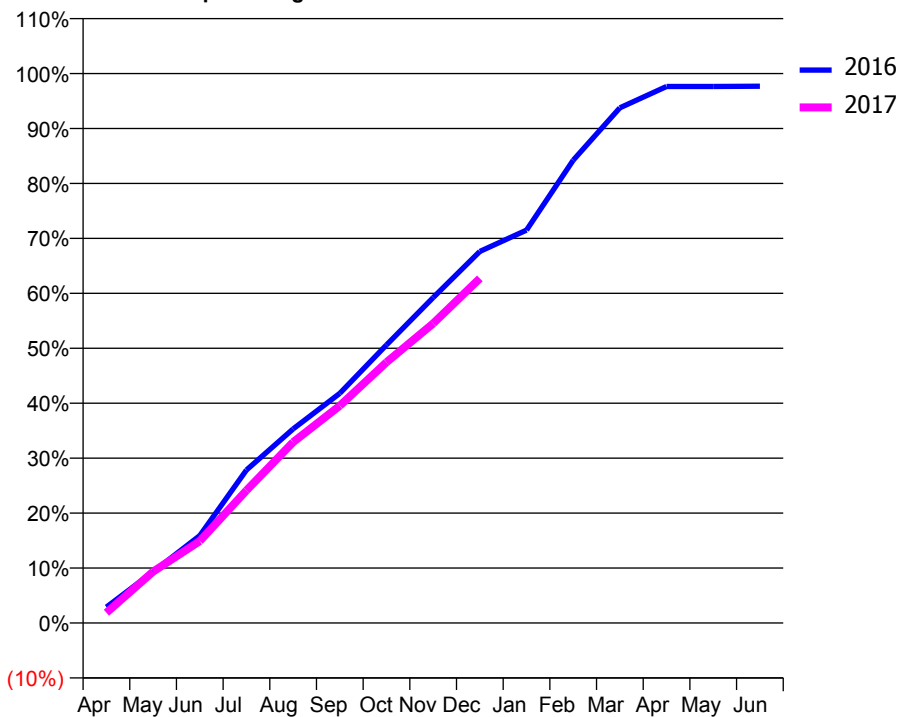
ACCESS*

Patients seen in 24 months	Total	Change since previous quarter
Quarter ending December 2015	6,972	
Quarter ending March 2016	6,947	→
Quarter ending June 2016	6,914	→
Quarter ending September 2016	6,870	→
Quarter ending December 2016	6,855	→
Variance since December 2015	(1.7%)	↓



ACTIVITY

Cumulative percentage of contracted UDA delivered 2016 & 2017



Month	Adjusted Scheduled Activity (UDA)	
	2016	2017
April	461	299
May	1,481	1,486
June	2,525	2,367
July	4,421	3,833
August	5,610	5,225
September	6,635	6,277
October	8,034	7,536
November	9,405	8,656
December	10,737	9,956
January	11,353	
February	13,371	
March	14,885	
April	15,502	
May	15,501	
June	15,511	

QUALITY

	Quantity	Base Number	Contract	AT	Region	England
% of FP17s for the same patient ID Re-attending within 3 months - Children	72	1,602	4.5%	9.9%	11.9%	12.4%
% of FP17s for the same patient ID Re-attending within 3 months - Adults	601	4,399	13.7%	15.8%	16.5%	16.6%
% of FP17s for the same patient ID Re-attending between 3 & 9 months - Children	768	1,602	47.9%	59.0%	60.2%	57.5%
% of FP17s for the same patient ID Re-attending between 3 & 9 months - Adults	1,643	4,399	37.3%	51.0%	52.0%	50.4%
% of FP17s for Band 1 Urgent Courses	679	5,704	11.9%	9.5%	9.5%	9.1%
% of FP17s Relating to Free Repair or Replacements	22	5,704	0.4%	0.6%	0.7%	0.8%
% of FP17s Relating to Continuations	10	5,704	0.2%	1.1%	1.2%	1.3%
% of Patients satisfied with the dentistry they have received	9	11	81.8%	92.5%	92.9%	92.7%
% of Patients satisfied with the time they had to wait for an appointment	10	11	90.9%	89.3%	88.8%	88.8%

* This is based on patients treated on this contract for their most recent course of treatment. Figures in italics indicate the base number of FP17s or Patient Questionnaire responses are less than 100. N/A is shown where the base number of responses is less than 10 during the period. % is calculated as Quantity/Base number*100

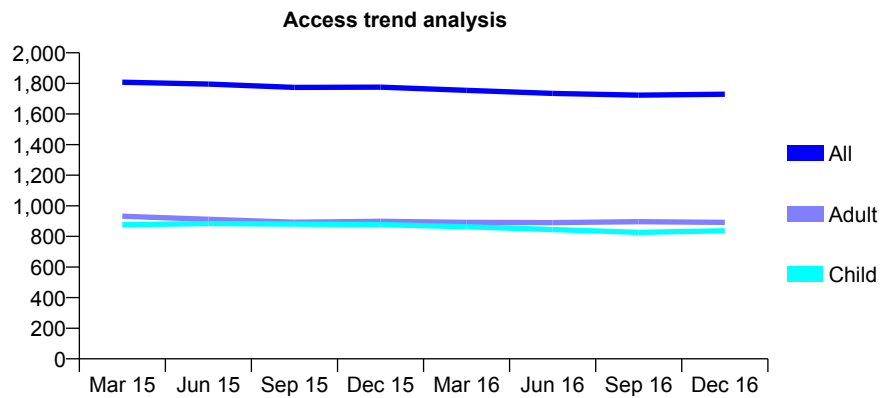
Q68 - Vital Signs At a Glance Contract Report for 572721/0001 - December 2016

Name or company name	MR IP MCLEAN
Contract type name	GDS Contract
Purpose of contract	General
Contract start date	01/04/2006
Contract end date	

16/17 Contracted general activity (UDA)	4,463
Carry forward general activity (UDA)	59
16/17 Contracted orthodontic activity (UOA)	0
Carry forward orthodontic activity (UOA)	0
Baseline contract value	£107,958.86

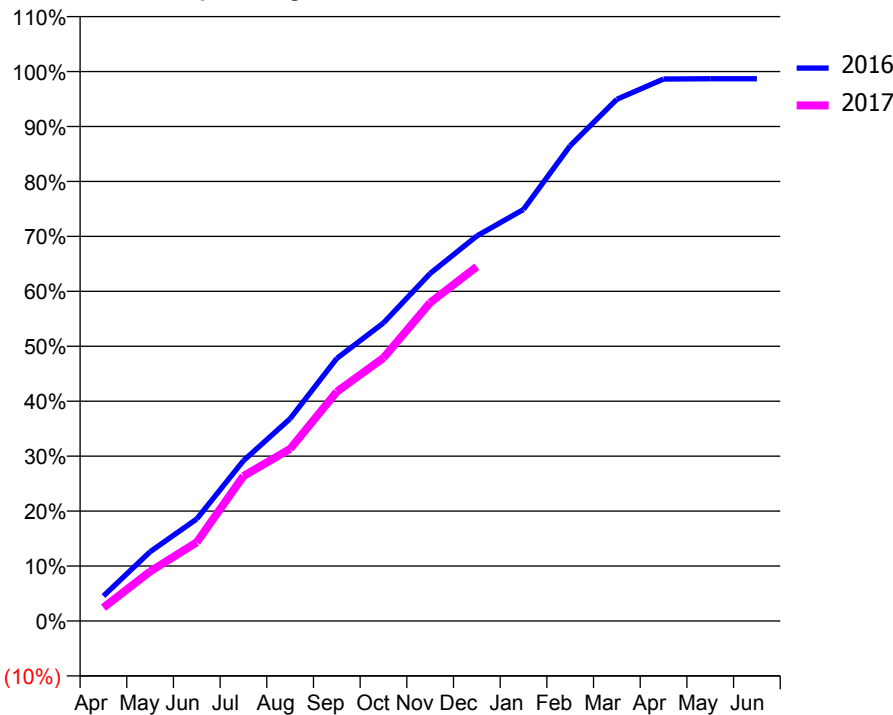
ACCESS*

Patients seen in 24 months	Total	Change since previous quarter
Quarter ending December 2015	1,776	
Quarter ending March 2016	1,755	↓
Quarter ending June 2016	1,735	↓
Quarter ending September 2016	1,723	→
Quarter ending December 2016	1,729	→
Variance since December 2015	(2.6%)	↓



ACTIVITY

Cumulative percentage of contracted UDA delivered 2016 & 2017



Month	Adjusted Scheduled Activity (UDA)	
	2016	2017
April	204	109
May	563	403
June	829	640
July	1,303	1,178
August	1,644	1,398
September	2,133	1,862
October	2,422	2,137
November	2,823	2,586
December	3,127	2,878
January	3,343	
February	3,861	
March	4,237	
April	4,402	
May	4,404	
June	4,404	

QUALITY

	Quantity	Base Number	Contract	AT	Region	England
% of FP17s for the same patient ID Re-attending within 3 months - Children	55	1,055	5.2%	9.9%	11.9%	12.4%
% of FP17s for the same patient ID Re-attending within 3 months - Adults	86	900	9.6%	15.8%	16.5%	16.6%
% of FP17s for the same patient ID Re-attending between 3 & 9 months - Children	766	1,055	72.6%	59.0%	60.2%	57.5%
% of FP17s for the same patient ID Re-attending between 3 & 9 months - Adults	617	900	68.6%	51.0%	52.0%	50.4%
% of FP17s for Band 1 Urgent Courses	52	1,843	2.8%	9.5%	9.5%	9.1%
% of FP17s Relating to Free Repair or Replacements	0	1,843	0.0%	0.6%	0.7%	0.8%
% of FP17s Relating to Continuations	4	1,843	0.2%	1.1%	1.2%	1.3%
% of Patients satisfied with the dentistry they have received	0	0	N/A	92.5%	92.9%	92.7%
% of Patients satisfied with the time they had to wait for an appointment	0	0	N/A	89.3%	88.8%	88.8%

* This is based on patients treated on this contract for their most recent course of treatment. Figures in italics indicate the base number of FP17s or Patient Questionnaire responses are less than 100. N/A is shown where the base number of responses is less than 10 during the period. % is calculated as Quantity/Base number*100

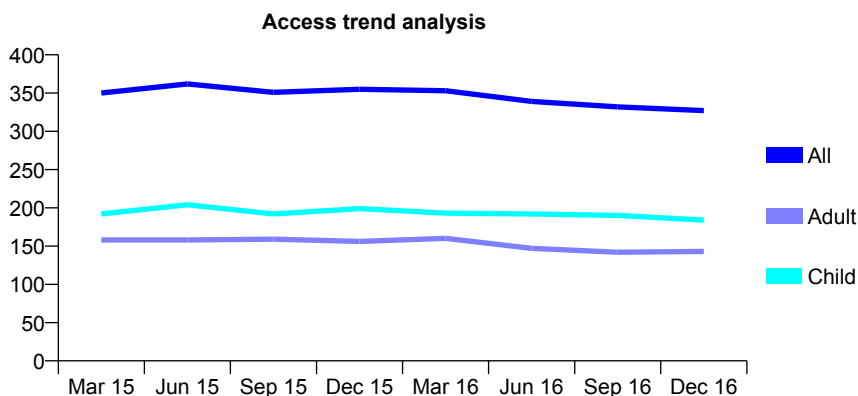
Q68 - Vital Signs At a Glance Contract Report for 576735/0001 - December 2016

Name or company name	MR CD GERRARD
Contract type name	GDS Contract
Purpose of contract	General
Contract start date	01/04/2006
Contract end date	

16/17 Contracted general activity (UDA)	860
Carry forward general activity (UDA)	0
16/17 Contracted orthodontic activity (UOA)	0
Carry forward orthodontic activity (UOA)	0
Baseline contract value	£18,289.75

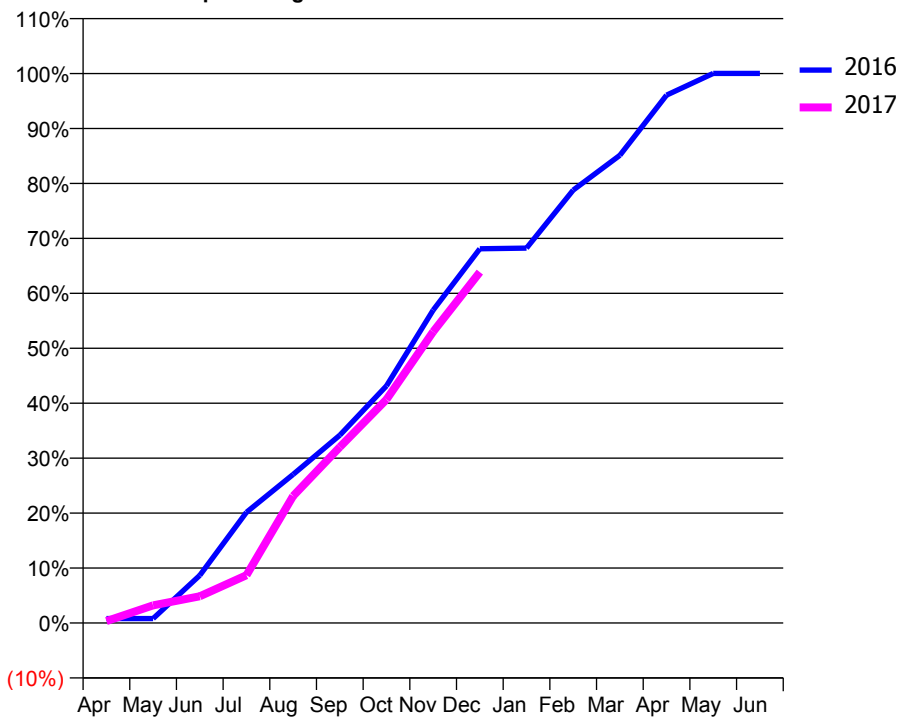
ACCESS*

Patients seen in 24 months	Total	Change since previous quarter
Quarter ending December 2015	355	
Quarter ending March 2016	353	→
Quarter ending June 2016	339	↓
Quarter ending September 2016	332	↓
Quarter ending December 2016	327	↓
Variance since December 2015	(7.9%)	↓



ACTIVITY

Cumulative percentage of contracted UDA delivered 2016 & 2017



Month	Adjusted Scheduled Activity (UDA)	
	2016	2017
April	7	3
May	7	28
June	75	42
July	173	75
August	233	199
September	294	275
October	371	350
November	490	456
December	586	549
January	587	
February	678	
March	732	
April	826	
May	860	
June	860	

QUALITY

	Quantity	Base Number	Contract	AT	Region	England
% of FP17s for the same patient ID Re-attending within 3 months - Children	15	185	8.1%	9.9%	11.9%	12.4%
% of FP17s for the same patient ID Re-attending within 3 months - Adults	32	138	23.2%	15.8%	16.5%	16.6%
% of FP17s for the same patient ID Re-attending between 3 & 9 months - Children	78	185	42.2%	59.0%	60.2%	57.5%
% of FP17s for the same patient ID Re-attending between 3 & 9 months - Adults	46	138	33.3%	51.0%	52.0%	50.4%
% of FP17s for Band 1 Urgent Courses	41	263	15.6%	9.5%	9.5%	9.1%
% of FP17s Relating to Free Repair or Replacements	0	263	0.0%	0.6%	0.7%	0.8%
% of FP17s Relating to Continuations	1	263	0.4%	1.1%	1.2%	1.3%
% of Patients satisfied with the dentistry they have received	0	0	N/A	92.5%	92.9%	92.7%
% of Patients satisfied with the time they had to wait for an appointment	0	0	N/A	89.3%	88.8%	88.8%

* This is based on patients treated on this contract for their most recent course of treatment. Figures in italics indicate the base number of FP17s or Patient Questionnaire responses are less than 100. N/A is shown where the base number of responses is less than 10 during the period. % is calculated as Quantity/Base number*100

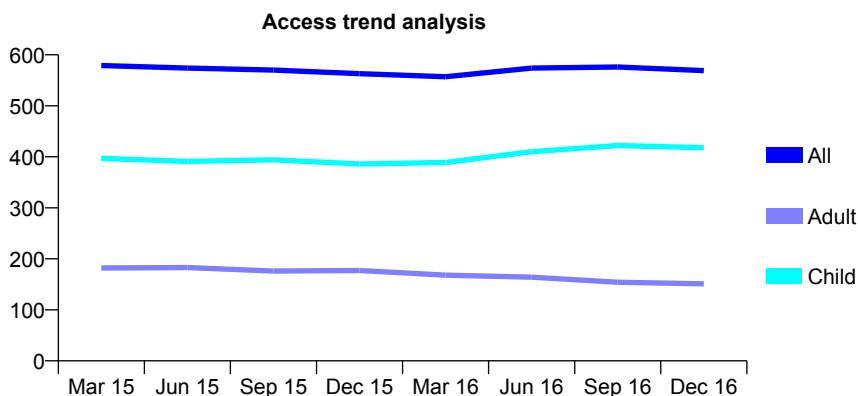
Q68 - Vital Signs At a Glance Contract Report for 578150/0001 - December 2016

Name or company name	MR AJ WHITEHEAD
Contract type name	GDS Contract
Purpose of contract	General
Contract start date	01/04/2006
Contract end date	

16/17 Contracted general activity (UDA)	1,450
Carry forward general activity (UDA)	-1
16/17 Contracted orthodontic activity (UOA)	0
Carry forward orthodontic activity (UOA)	0
Baseline contract value	£35,601.97

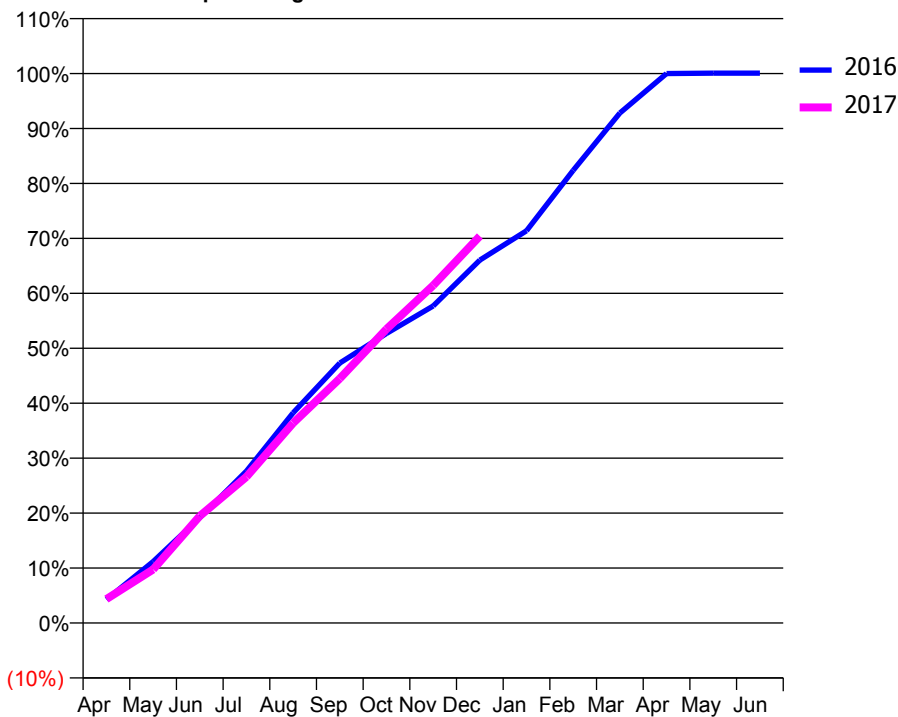
ACCESS*

Patients seen in 24 months	Total	Change since previous quarter
Quarter ending December 2015	563	
Quarter ending March 2016	557	↓
Quarter ending June 2016	574	↑
Quarter ending September 2016	576	→
Quarter ending December 2016	569	↓
Variance since December 2015	1.1%	→



ACTIVITY

Cumulative percentage of contracted UDA delivered 2016 & 2017



Month	Adjusted Scheduled Activity (UDA)	
	2016	2017
April	62	63
May	162	141
June	278	282
July	401	386
August	555	528
September	686	645
October	764	776
November	836	891
December	958	1,021
January	1,035	
February	1,195	
March	1,346	
April	1,450	
May	1,451	
June	1,451	

QUALITY

	Quantity	Base Number	Contract	AT	Region	England
% of FP17s for the same patient ID Re-attending within 3 months - Children	29	521	5.6%	9.9%	11.9%	12.4%
% of FP17s for the same patient ID Re-attending within 3 months - Adults	13	96	13.5%	15.8%	16.5%	16.6%
% of FP17s for the same patient ID Re-attending between 3 & 9 months - Children	334	521	64.1%	59.0%	60.2%	57.5%
% of FP17s for the same patient ID Re-attending between 3 & 9 months - Adults	57	96	59.4%	51.0%	52.0%	50.4%
% of FP17s for Band 1 Urgent Courses	15	559	2.7%	9.5%	9.5%	9.1%
% of FP17s Relating to Free Repair or Replacements	0	559	0.0%	0.6%	0.7%	0.8%
% of FP17s Relating to Continuations	0	559	0.0%	1.1%	1.2%	1.3%
% of Patients satisfied with the dentistry they have received	0	0	N/A	92.5%	92.9%	92.7%
% of Patients satisfied with the time they had to wait for an appointment	0	0	N/A	89.3%	88.8%	88.8%

* This is based on patients treated on this contract for their most recent course of treatment. Figures in italics indicate the base number of FP17s or Patient Questionnaire responses are less than 100. N/A is shown where the base number of responses is less than 10 during the period. % is calculated as Quantity/Base number*100

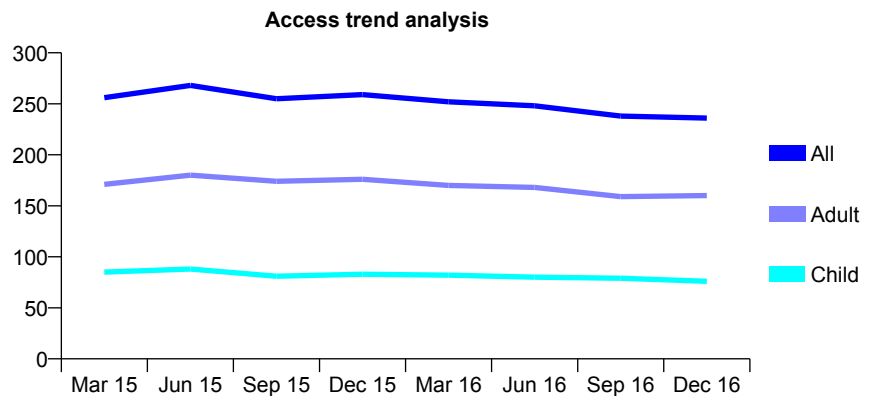
Q68 - Vital Signs At a Glance Contract Report for 608696/0001 - December 2016

Name or company name	MR D HAJEK
Contract type name	GDS Contract
Purpose of contract	General
Contract start date	01/04/2012
Contract end date	

16/17 Contracted general activity (UDA)	750
Carry forward general activity (UDA)	0
16/17 Contracted orthodontic activity (UOA)	0
Carry forward orthodontic activity (UOA)	0
Baseline contract value	£15,976.04

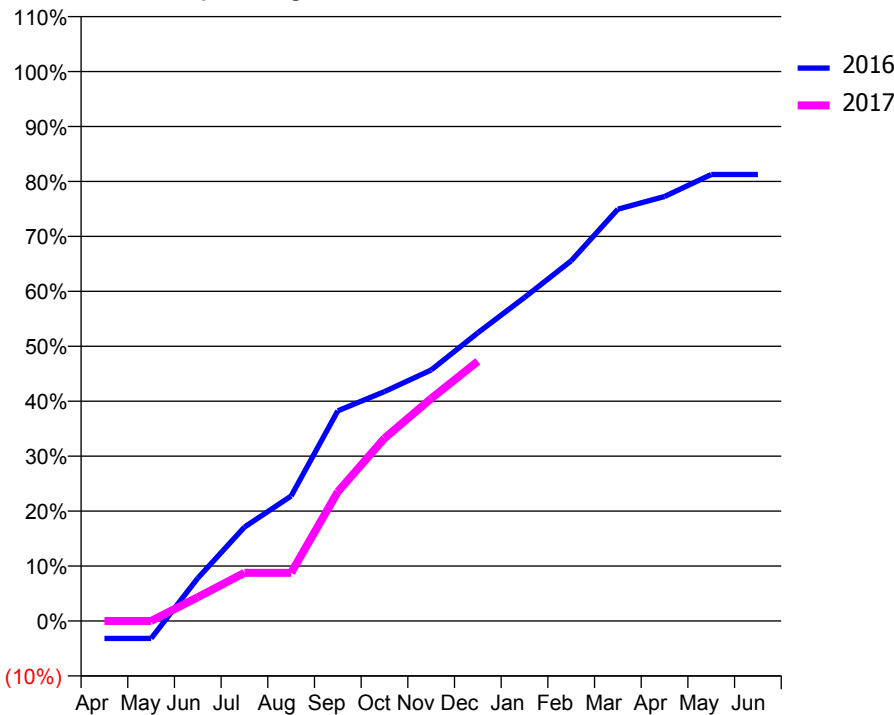
ACCESS*

Patients seen in 24 months	Total	Change since previous quarter
Quarter ending December 2015	259	
Quarter ending March 2016	252	↓
Quarter ending June 2016	248	↓
Quarter ending September 2016	238	↓
Quarter ending December 2016	236	→
Variance since December 2015	(8.9%)	↓



ACTIVITY

Cumulative percentage of contracted UDA delivered 2016 & 2017



Month	Adjusted Scheduled Activity (UDA)	
	2016	2017
April	-24	0
May	-24	0
June	59	32
July	128	66
August	171	66
September	287	176
October	313	249
November	343	304
December	393	354
January	442	
February	492	
March	562	
April	579	
May	609	
June	609	

QUALITY

	Quantity	Base Number	Contract	AT	Region	England
% of FP17s for the same patient ID Re-attending within 3 months - Children	2	76	2.6%	9.9%	11.9%	12.4%
% of FP17s for the same patient ID Re-attending within 3 months - Adults	16	132	12.1%	15.8%	16.5%	16.6%
% of FP17s for the same patient ID Re-attending between 3 & 9 months - Children	48	76	63.2%	59.0%	60.2%	57.5%
% of FP17s for the same patient ID Re-attending between 3 & 9 months - Adults	78	132	59.1%	51.0%	52.0%	50.4%
% of FP17s for Band 1 Urgent Courses	12	179	6.7%	9.5%	9.5%	9.1%
% of FP17s Relating to Free Repair or Replacements	0	179	0.0%	0.6%	0.7%	0.8%
% of FP17s Relating to Continuations	0	179	0.0%	1.1%	1.2%	1.3%
% of Patients satisfied with the dentistry they have received	0	0	N/A	92.5%	92.9%	92.7%
% of Patients satisfied with the time they had to wait for an appointment	0	0	N/A	89.3%	88.8%	88.8%

* This is based on patients treated on this contract for their most recent course of treatment. Figures in italics indicate the base number of FP17s or Patient Questionnaire responses are less than 100. N/A is shown where the base number of responses is less than 10 during the period. % is calculated as Quantity/Base number*100

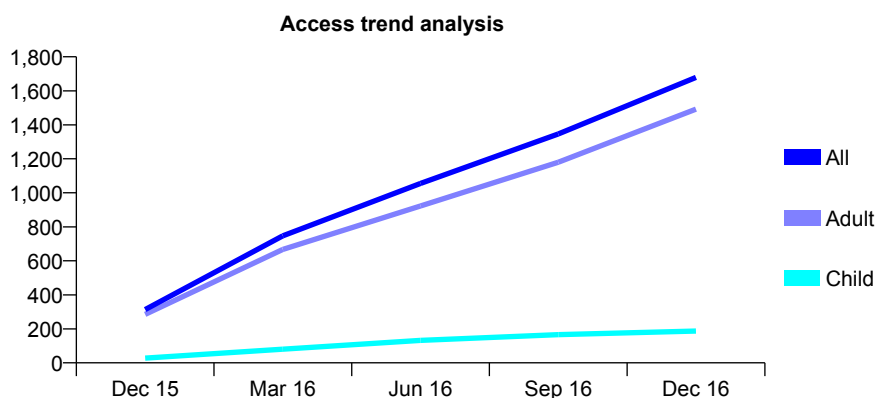
Q68 - Vital Signs At a Glance Contract Report for 610216/0001 - December 2016

Name or company name	MR R HASSANI
Contract type name	GDS Contract
Purpose of contract	General
Contract start date	01/10/2015
Contract end date	

16/17 Contracted general activity (UDA)	5,148
Carry forward general activity (UDA)	83
16/17 Contracted orthodontic activity (UOA)	0
Carry forward orthodontic activity (UOA)	0
Baseline contract value	£106,519.48

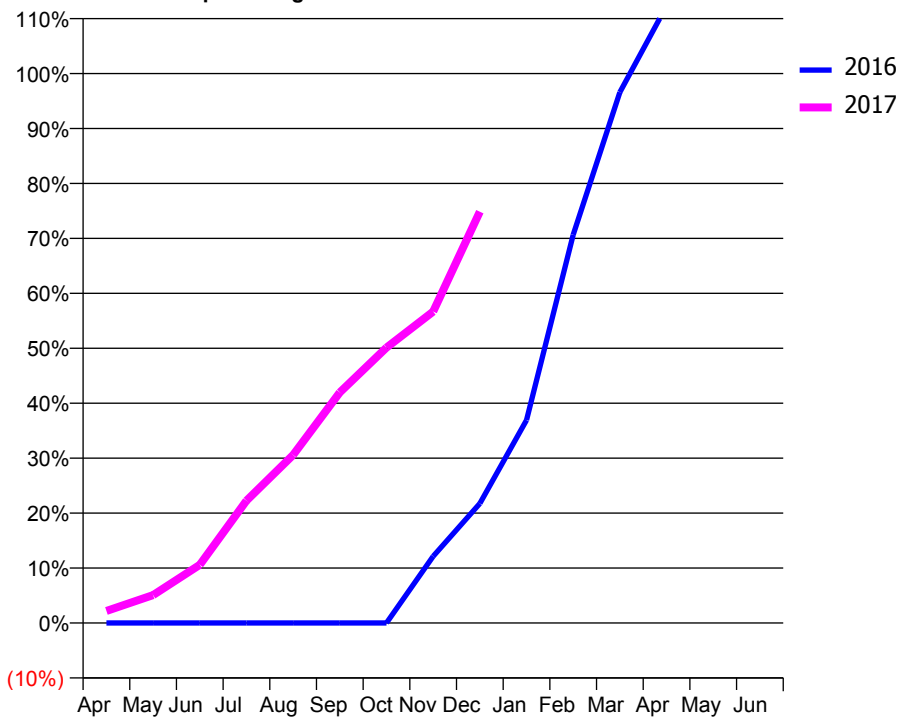
ACCESS*

Patients seen in 24 months	Total	Change since previous quarter
Quarter ending December 2015	313	
Quarter ending March 2016	747	↑
Quarter ending June 2016	1,055	↑
Quarter ending September 2016	1,346	↑
Quarter ending December 2016	1,679	↑
Variance since December 2015	436.4%	↑



ACTIVITY

Cumulative percentage of contracted UDA delivered 2016 & 2017



Month	Adjusted Scheduled Activity (UDA)	
	2016	2017
April	0	113
May	0	262
June	0	545
July	0	1,146
August	0	1,574
September	0	2,161
October	0	2,581
November	305	2,918
December	547	3,854
January	928	
February	1,776	
March	2,427	
April	2,821	
May	2,821	
June	2,818	

QUALITY

	Quantity	Base Number	Contract	AT	Region	England
% of FP17s for the same patient ID Re-attending within 3 months - Children	6	242	2.5%	9.9%	11.9%	12.4%
% of FP17s for the same patient ID Re-attending within 3 months - Adults	83	1,676	5.0%	15.8%	16.5%	16.6%
% of FP17s for the same patient ID Re-attending between 3 & 9 months - Children	89	242	36.8%	59.0%	60.2%	57.5%
% of FP17s for the same patient ID Re-attending between 3 & 9 months - Adults	635	1,676	37.9%	51.0%	52.0%	50.4%
% of FP17s for Band 1 Urgent Courses	63	1,773	3.6%	9.5%	9.5%	9.1%
% of FP17s Relating to Free Repair or Replacements	6	1,773	0.3%	0.6%	0.7%	0.8%
% of FP17s Relating to Continuations	5	1,773	0.3%	1.1%	1.2%	1.3%
% of Patients satisfied with the dentistry they have received	1	1	N/A	92.5%	92.9%	92.7%
% of Patients satisfied with the time they had to wait for an appointment	1	1	N/A	89.3%	88.8%	88.8%

* This is based on patients treated on this contract for their most recent course of treatment. Figures in italics indicate the base number of FP17s or Patient Questionnaire responses are less than 100. N/A is shown where the base number of responses is less than 10 during the period. % is calculated as Quantity/Base number*100

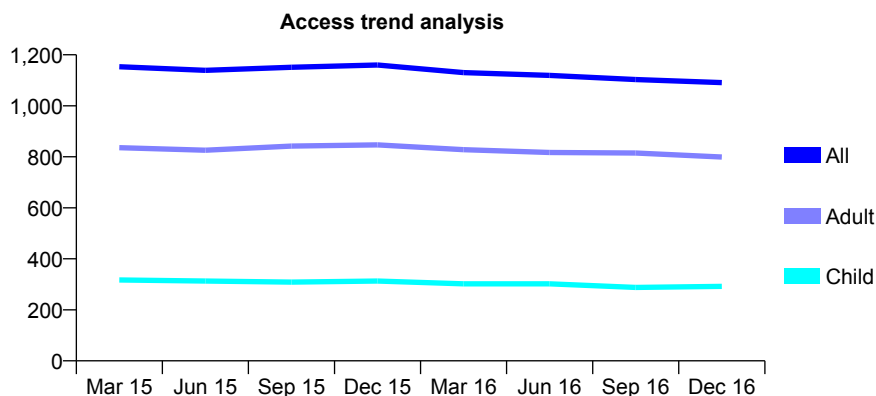
Q68 - Vital Signs At a Glance Contract Report for 616621/0001 - December 2016

Name or company name	MR A ARVANDI ROODSARI
Contract type name	GDS Contract
Purpose of contract	General
Contract start date	01/10/2011
Contract end date	

16/17 Contracted general activity (UDA)	2,737
Carry forward general activity (UDA)	-44
16/17 Contracted orthodontic activity (UOA)	0
Carry forward orthodontic activity (UOA)	0
Baseline contract value	£77,845.88

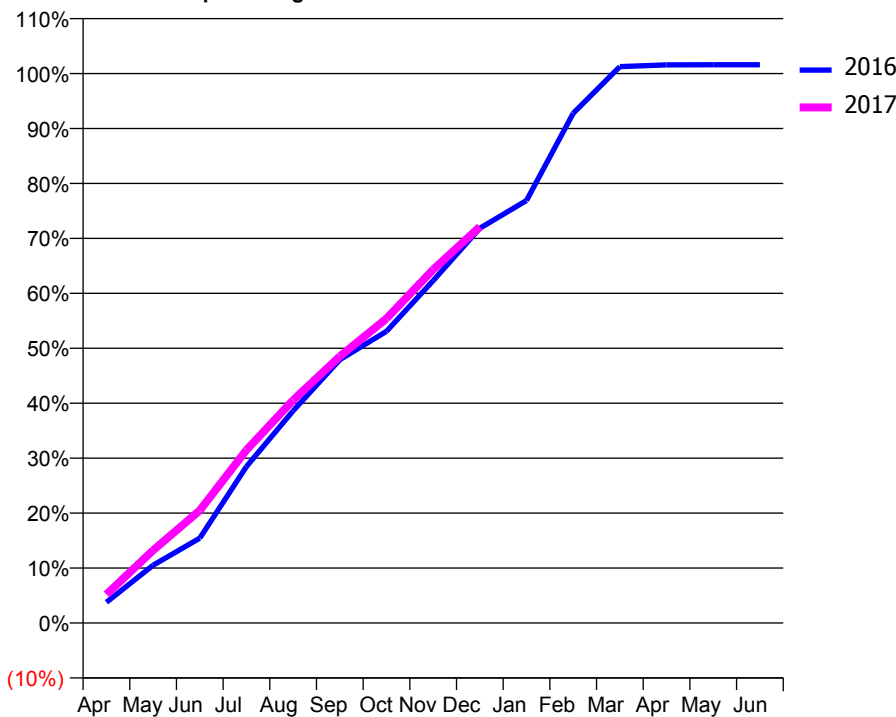
ACCESS*

Patients seen in 24 months	Total	Change since previous quarter
Quarter ending December 2015	1,160	
Quarter ending March 2016	1,130	↓
Quarter ending June 2016	1,119	→
Quarter ending September 2016	1,103	↓
Quarter ending December 2016	1,091	↓
Variance since December 2015	(5.9%)	↓



ACTIVITY

Cumulative percentage of contracted UDA delivered 2016 & 2017



Month	Adjusted Scheduled Activity (UDA)	
	2016	2017
April	103	143
May	288	362
June	423	561
July	779	862
August	1,057	1,110
September	1,311	1,328
October	1,453	1,517
November	1,705	1,761
December	1,966	1,974
January	2,104	
February	2,539	
March	2,772	
April	2,780	
May	2,781	
June	2,781	

QUALITY

	Quantity	Base Number	Contract	AT	Region	England
% of FP17s for the same patient ID Re-attending within 3 months - Children	23	367	6.3%	9.9%	11.9%	12.4%
% of FP17s for the same patient ID Re-attending within 3 months - Adults	61	785	7.8%	15.8%	16.5%	16.6%
% of FP17s for the same patient ID Re-attending between 3 & 9 months - Children	262	367	71.4%	59.0%	60.2%	57.5%
% of FP17s for the same patient ID Re-attending between 3 & 9 months - Adults	442	785	56.3%	51.0%	52.0%	50.4%
% of FP17s for Band 1 Urgent Courses	48	1,144	4.2%	9.5%	9.5%	9.1%
% of FP17s Relating to Free Repair or Replacements	0	1,144	0.0%	0.6%	0.7%	0.8%
% of FP17s Relating to Continuations	10	1,144	0.9%	1.1%	1.2%	1.3%
% of Patients satisfied with the dentistry they have received	3	3	N/A	92.5%	92.9%	92.7%
% of Patients satisfied with the time they had to wait for an appointment	3	3	N/A	89.3%	88.8%	88.8%

* This is based on patients treated on this contract for their most recent course of treatment. Figures in italics indicate the base number of FP17s or Patient Questionnaire responses are less than 100. N/A is shown where the base number of responses is less than 10 during the period. % is calculated as Quantity/Base number*100

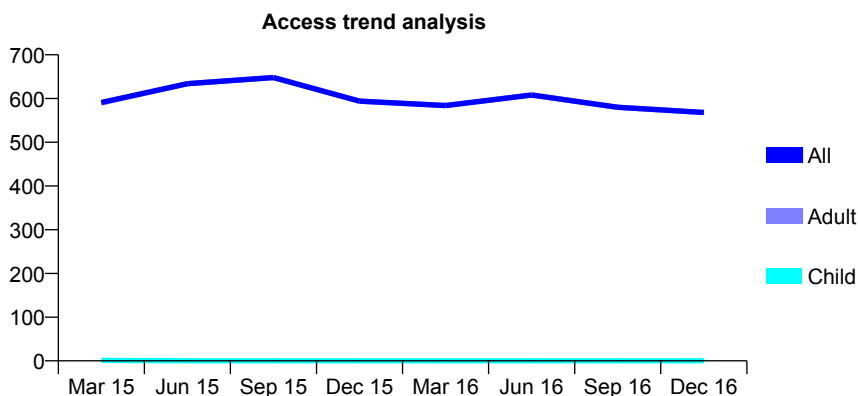
Q68 - Vital Signs At a Glance Contract Report for 616621/0002 - December 2016

Name or company name	MR A ARVANDI ROODSARI
Contract type name	PDS Contract
Purpose of contract	General
Contract start date	01/10/2011
Contract end date	31/03/2018

16/17 Contracted general activity (UDA)	1,000
Carry forward general activity (UDA)	-12
16/17 Contracted orthodontic activity (UOA)	0
Carry forward orthodontic activity (UOA)	0
Baseline contract value	£44,421.71

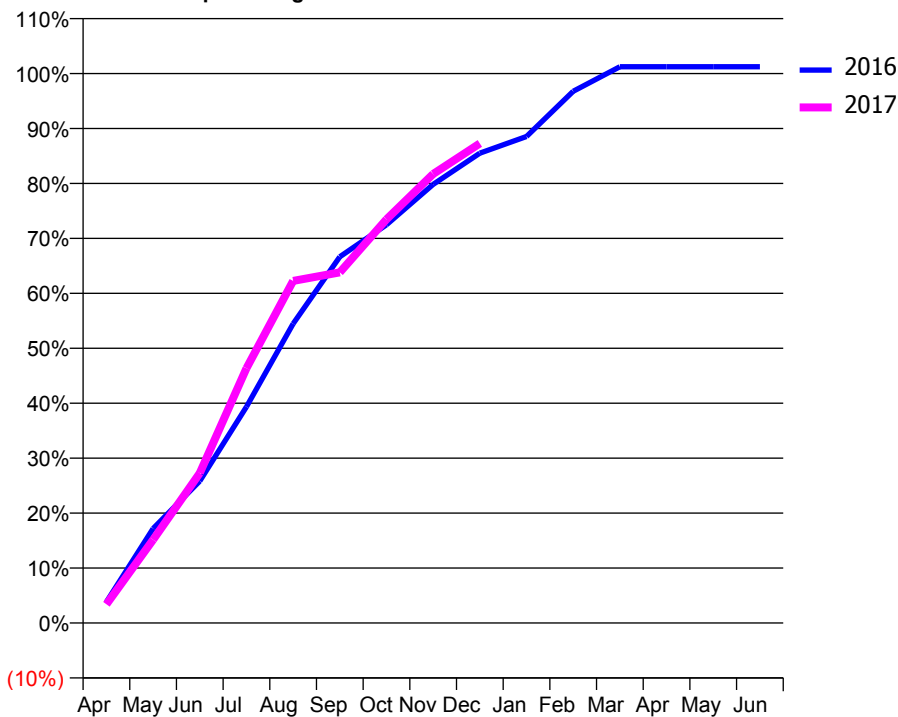
ACCESS*

Patients seen in 24 months	Total	Change since previous quarter
Quarter ending December 2015	594	
Quarter ending March 2016	584	↓
Quarter ending June 2016	608	↑
Quarter ending September 2016	580	↓
Quarter ending December 2016	568	↓
Variance since December 2015	(4.4%)	↓



ACTIVITY

Cumulative percentage of contracted UDA delivered 2016 & 2017



Month	Adjusted Scheduled Activity (UDA)	
	2016	2017
April	38	34
May	172	152
June	258	273
July	393	464
August	545	623
September	666	638
October	725	735
November	798	817
December	855	873
January	885	
February	968	
March	1,012	
April	1,012	
May	1,012	
June	1,012	

QUALITY

	Quantity	Base Number	Contract	AT	Region	England
% of FP17s for the same patient ID Re-attending within 3 months - Children	0	0	N/A	9.9%	11.9%	12.4%
% of FP17s for the same patient ID Re-attending within 3 months - Adults	16	393	4.1%	15.8%	16.5%	16.6%
% of FP17s for the same patient ID Re-attending between 3 & 9 months - Children	0	0	N/A	59.0%	60.2%	57.5%
% of FP17s for the same patient ID Re-attending between 3 & 9 months - Adults	61	393	15.5%	51.0%	52.0%	50.4%
% of FP17s for Band 1 Urgent Courses	24	393	6.1%	9.5%	9.5%	9.1%
% of FP17s Relating to Free Repair or Replacements	0	393	0.0%	0.6%	0.7%	0.8%
% of FP17s Relating to Continuations	1	393	0.3%	1.1%	1.2%	1.3%
% of Patients satisfied with the dentistry they have received	1	2	N/A	92.5%	92.9%	92.7%
% of Patients satisfied with the time they had to wait for an appointment	1	2	N/A	89.3%	88.8%	88.8%

* This is based on patients treated on this contract for their most recent course of treatment. Figures in italics indicate the base number of FP17s or Patient Questionnaire responses are less than 100. N/A is shown where the base number of responses is less than 10 during the period. % is calculated as Quantity/Base number*100

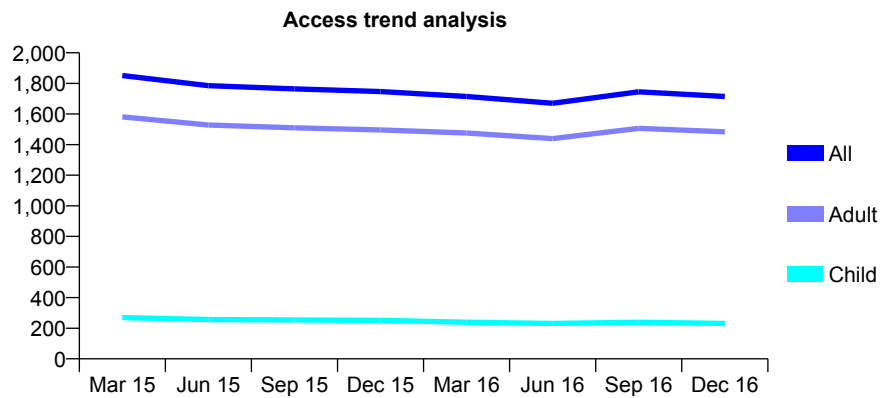
Q68 - Vital Signs At a Glance Contract Report for 622966/0003 - December 2016

Name or company name	MR RD MCLEOD
Contract type name	GDS Contract
Purpose of contract	General
Contract start date	05/03/2012
Contract end date	

16/17 Contracted general activity (UDA)	5,766
Carry forward general activity (UDA)	0
16/17 Contracted orthodontic activity (UOA)	0
Carry forward orthodontic activity (UOA)	0
Baseline contract value	£145,655.54

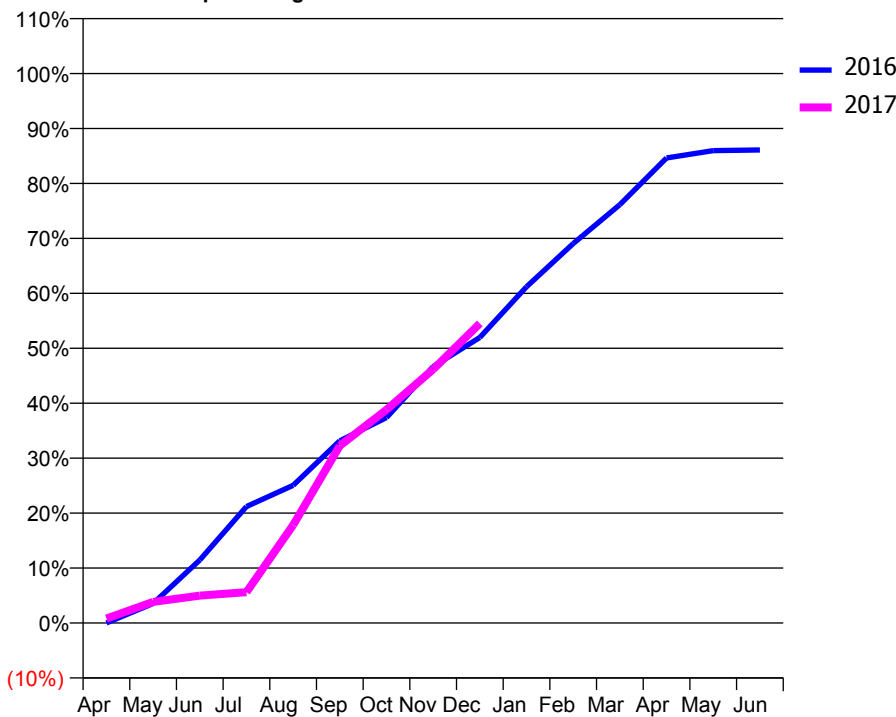
ACCESS*

Patients seen in 24 months	Total	Change since previous quarter
Quarter ending December 2015	1,747	
Quarter ending March 2016	1,715	↓
Quarter ending June 2016	1,670	↓
Quarter ending September 2016	1,745	↑
Quarter ending December 2016	1,715	↓
Variance since December 2015	(1.8%)	↓



ACTIVITY

Cumulative percentage of contracted UDA delivered 2016 & 2017



Month	Adjusted Scheduled Activity (UDA)	
	2016	2017
April	0	46
May	205	221
June	661	287
July	1,222	324
August	1,445	1,028
September	1,912	1,861
October	2,155	2,238
November	2,691	2,662
December	2,996	3,143
January	3,529	
February	3,982	
March	4,391	
April	4,879	
May	4,957	
June	4,963	

QUALITY

	Quantity	Base Number	Contract	AT	Region	England
% of FP17s for the same patient ID Re-attending within 3 months - Children	18	220	8.2%	9.9%	11.9%	12.4%
% of FP17s for the same patient ID Re-attending within 3 months - Adults	256	1,610	15.9%	15.8%	16.5%	16.6%
% of FP17s for the same patient ID Re-attending between 3 & 9 months - Children	101	220	45.9%	59.0%	60.2%	57.5%
% of FP17s for the same patient ID Re-attending between 3 & 9 months - Adults	876	1,610	54.4%	51.0%	52.0%	50.4%
% of FP17s for Band 1 Urgent Courses	237	1,612	14.7%	9.5%	9.5%	9.1%
% of FP17s Relating to Free Repair or Replacements	12	1,612	0.7%	0.6%	0.7%	0.8%
% of FP17s Relating to Continuations	3	1,612	0.2%	1.1%	1.2%	1.3%
% of Patients satisfied with the dentistry they have received	4	4	N/A	92.5%	92.9%	92.7%
% of Patients satisfied with the time they had to wait for an appointment	3	4	N/A	89.3%	88.8%	88.8%

* This is based on patients treated on this contract for their most recent course of treatment. Figures in italics indicate the base number of FP17s or Patient Questionnaire responses are less than 100. N/A is shown where the base number of responses is less than 10 during the period. % is calculated as Quantity/Base number*100

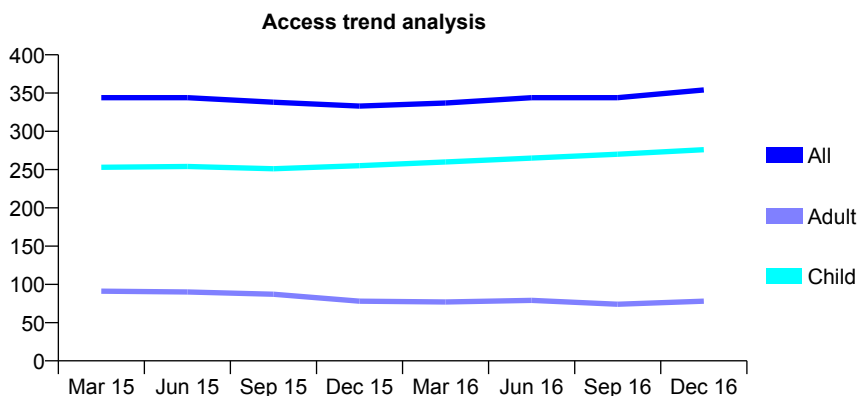
Q68 - Vital Signs At a Glance Contract Report for 629707/0001 - December 2016

Name or company name	MR SP KNIGHTS
Contract type name	GDS Contract
Purpose of contract	General
Contract start date	01/04/2006
Contract end date	

16/17 Contracted general activity (UDA)	1,140
Carry forward general activity (UDA)	0
16/17 Contracted orthodontic activity (UOA)	0
Carry forward orthodontic activity (UOA)	0
Baseline contract value	£37,688.18

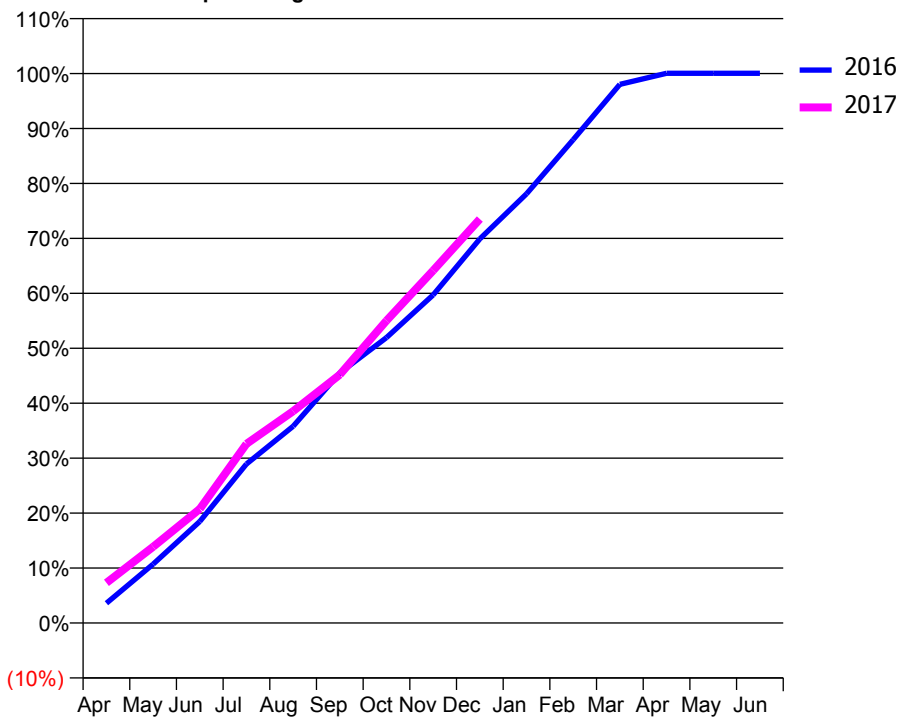
ACCESS*

Patients seen in 24 months	Total	Change since previous quarter
Quarter ending December 2015	333	
Quarter ending March 2016	337	→
Quarter ending June 2016	344	↑
Quarter ending September 2016	344	→
Quarter ending December 2016	354	↑
Variance since December 2015	6.3%	↑



ACTIVITY

Cumulative percentage of contracted UDA delivered 2016 & 2017



Month	Adjusted Scheduled Activity (UDA)	
	2016	2017
April	41	83
May	122	158
June	211	237
July	330	372
August	408	439
September	519	515
October	592	627
November	681	731
December	797	838
January	890	
February	1,003	
March	1,117	
April	1,140	
May	1,140	
June	1,140	

QUALITY

	Quantity	Base Number	Contract	AT	Region	England
% of FP17s for the same patient ID Re-attending within 3 months - Children	19	350	5.4%	9.9%	11.9%	12.4%
% of FP17s for the same patient ID Re-attending within 3 months - Adults	13	64	20.3%	15.8%	16.5%	16.6%
% of FP17s for the same patient ID Re-attending between 3 & 9 months - Children	261	350	74.6%	59.0%	60.2%	57.5%
% of FP17s for the same patient ID Re-attending between 3 & 9 months - Adults	36	64	56.3%	51.0%	52.0%	50.4%
% of FP17s for Band 1 Urgent Courses	30	403	7.4%	9.5%	9.5%	9.1%
% of FP17s Relating to Free Repair or Replacements	0	403	0.0%	0.6%	0.7%	0.8%
% of FP17s Relating to Continuations	0	403	0.0%	1.1%	1.2%	1.3%
% of Patients satisfied with the dentistry they have received	0	0	N/A	92.5%	92.9%	92.7%
% of Patients satisfied with the time they had to wait for an appointment	0	0	N/A	89.3%	88.8%	88.8%

* This is based on patients treated on this contract for their most recent course of treatment. Figures in italics indicate the base number of FP17s or Patient Questionnaire responses are less than 100. N/A is shown where the base number of responses is less than 10 during the period. % is calculated as Quantity/Base number*100

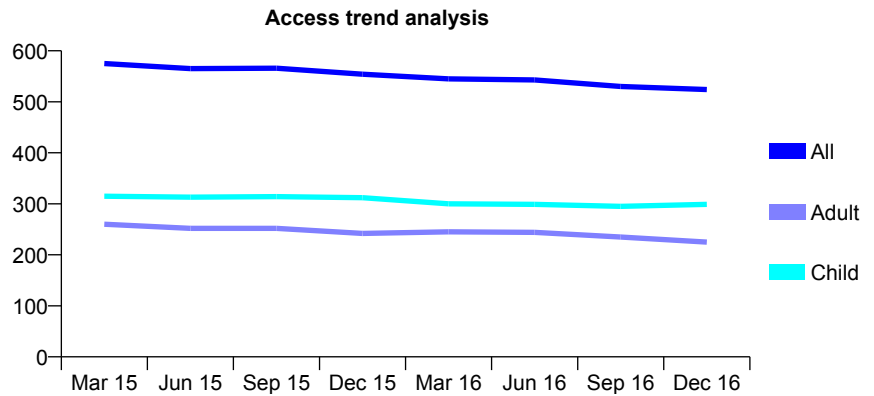
Q68 - Vital Signs At a Glance Contract Report for 629804/0001 - December 2016

Name or company name	MR MS WRIGHT
Contract type name	GDS Contract
Purpose of contract	General
Contract start date	01/04/2006
Contract end date	

16/17 Contracted general activity (UDA)	1,300
Carry forward general activity (UDA)	0
16/17 Contracted orthodontic activity (UOA)	0
Carry forward orthodontic activity (UOA)	0
Baseline contract value	£32,856.57

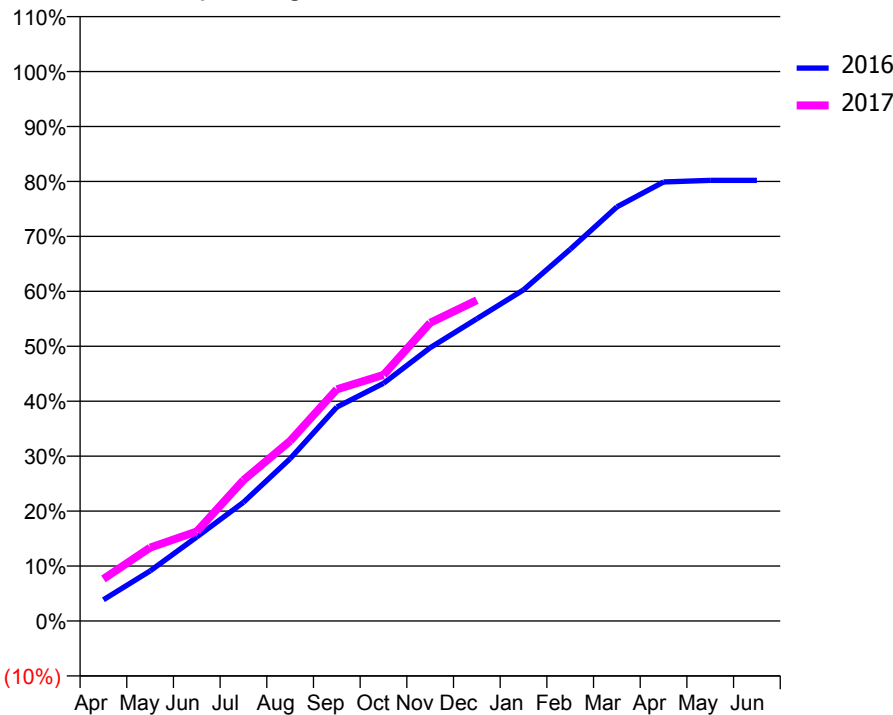
ACCESS*

Patients seen in 24 months	Total	Change since previous quarter
Quarter ending December 2015	554	
Quarter ending March 2016	545	↓
Quarter ending June 2016	543	→
Quarter ending September 2016	530	↓
Quarter ending December 2016	524	↓
Variance since December 2015	(5.4%)	↓



ACTIVITY

Cumulative percentage of contracted UDA delivered 2016 & 2017



Month	Adjusted Scheduled Activity (UDA)	
	2016	2017
April	50	99
May	119	174
June	199	212
July	281	333
August	384	426
September	506	548
October	562	582
November	647	705
December	715	759
January	783	
February	879	
March	980	
April	1,039	
May	1,043	
June	1,043	

QUALITY

	Quantity	Base Number	Contract	AT	Region	England
% of FP17s for the same patient ID Re-attending within 3 months - Children	23	366	6.3%	9.9%	11.9%	12.4%
% of FP17s for the same patient ID Re-attending within 3 months - Adults	25	182	13.7%	15.8%	16.5%	16.6%
% of FP17s for the same patient ID Re-attending between 3 & 9 months - Children	248	366	67.8%	59.0%	60.2%	57.5%
% of FP17s for the same patient ID Re-attending between 3 & 9 months - Adults	86	182	47.3%	51.0%	52.0%	50.4%
% of FP17s for Band 1 Urgent Courses	19	502	3.8%	9.5%	9.5%	9.1%
% of FP17s Relating to Free Repair or Replacements	6	502	1.2%	0.6%	0.7%	0.8%
% of FP17s Relating to Continuations	0	502	0.0%	1.1%	1.2%	1.3%
% of Patients satisfied with the dentistry they have received	0	0	N/A	92.5%	92.9%	92.7%
% of Patients satisfied with the time they had to wait for an appointment	0	0	N/A	89.3%	88.8%	88.8%

* This is based on patients treated on this contract for their most recent course of treatment. Figures in italics indicate the base number of FP17s or Patient Questionnaire responses are less than 100. N/A is shown where the base number of responses is less than 10 during the period. % is calculated as Quantity/Base number*100

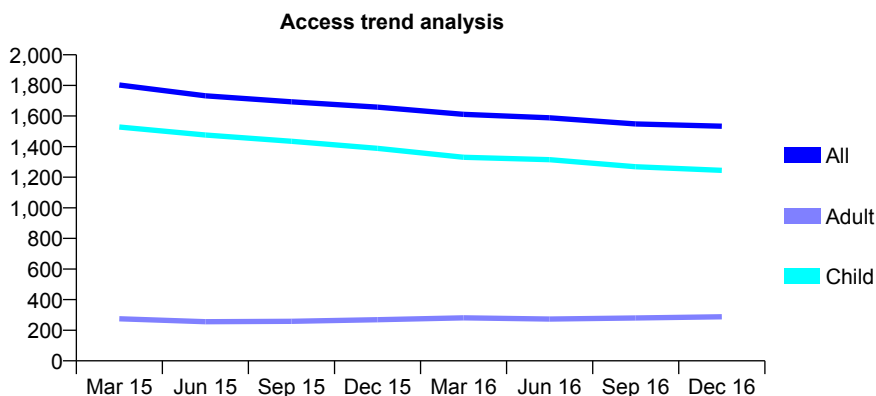
Q68 - Vital Signs At a Glance Contract Report for 630624/0001 - December 2016

Name or company name	MR RP MILNE
Contract type name	GDS Contract
Purpose of contract	General
Contract start date	01/04/2006
Contract end date	

16/17 Contracted general activity (UDA)	2,700
Carry forward general activity (UDA)	25
16/17 Contracted orthodontic activity (UOA)	0
Carry forward orthodontic activity (UOA)	0
Baseline contract value	£67,031.70

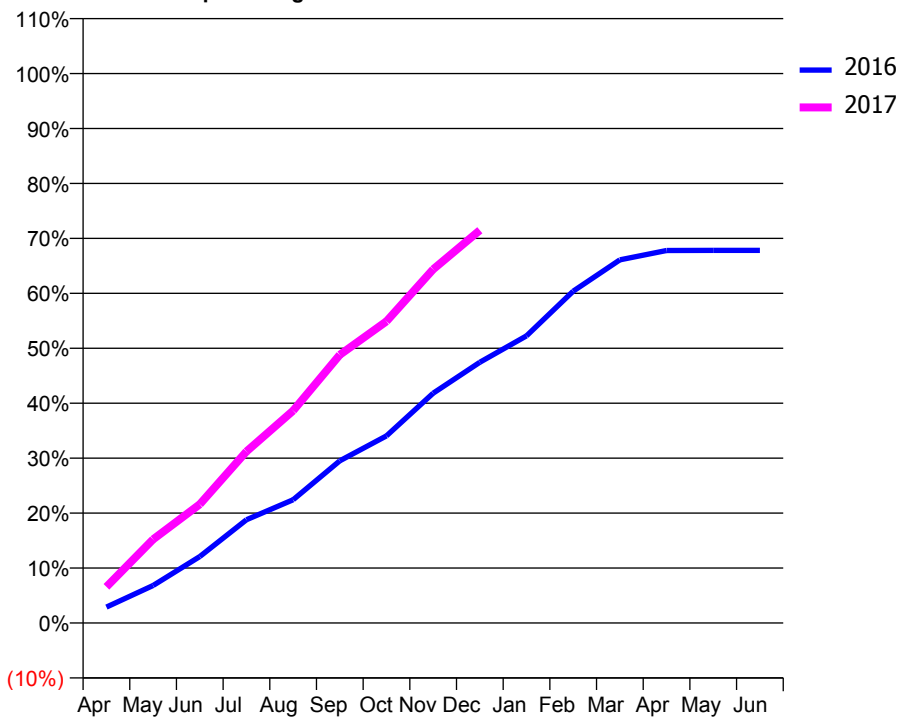
ACCESS*

Patients seen in 24 months	Total	Change since previous quarter
Quarter ending December 2015	1,658	
Quarter ending March 2016	1,611	↓
Quarter ending June 2016	1,588	↓
Quarter ending September 2016	1,548	↓
Quarter ending December 2016	1,533	→
Variance since December 2015	(7.5%)	↓



ACTIVITY

Cumulative percentage of contracted UDA delivered 2016 & 2017



Month	Adjusted Scheduled Activity (UDA)	
	2016	2017
April	114	178
May	270	411
June	477	583
July	741	843
August	885	1,043
September	1,165	1,318
October	1,343	1,482
November	1,650	1,738
December	1,872	1,930
January	2,062	
February	2,383	
March	2,607	
April	2,674	
May	2,675	
June	2,675	

QUALITY

	Quantity	Base Number	Contract	AT	Region	England
% of FP17s for the same patient ID Re-attending within 3 months - Children	68	1,452	4.7%	9.9%	11.9%	12.4%
% of FP17s for the same patient ID Re-attending within 3 months - Adults	8	157	5.1%	15.8%	16.5%	16.6%
% of FP17s for the same patient ID Re-attending between 3 & 9 months - Children	957	1,452	65.9%	59.0%	60.2%	57.5%
% of FP17s for the same patient ID Re-attending between 3 & 9 months - Adults	102	157	65.0%	51.0%	52.0%	50.4%
% of FP17s for Band 1 Urgent Courses	24	1,553	1.5%	9.5%	9.5%	9.1%
% of FP17s Relating to Free Repair or Replacements	0	1,553	0.0%	0.6%	0.7%	0.8%
% of FP17s Relating to Continuations	24	1,553	1.5%	1.1%	1.2%	1.3%
% of Patients satisfied with the dentistry they have received	1	1	N/A	92.5%	92.9%	92.7%
% of Patients satisfied with the time they had to wait for an appointment	1	1	N/A	89.3%	88.8%	88.8%

* This is based on patients treated on this contract for their most recent course of treatment. Figures in italics indicate the base number of FP17s or Patient Questionnaire responses are less than 100. N/A is shown where the base number of responses is less than 10 during the period. % is calculated as Quantity/Base number*100

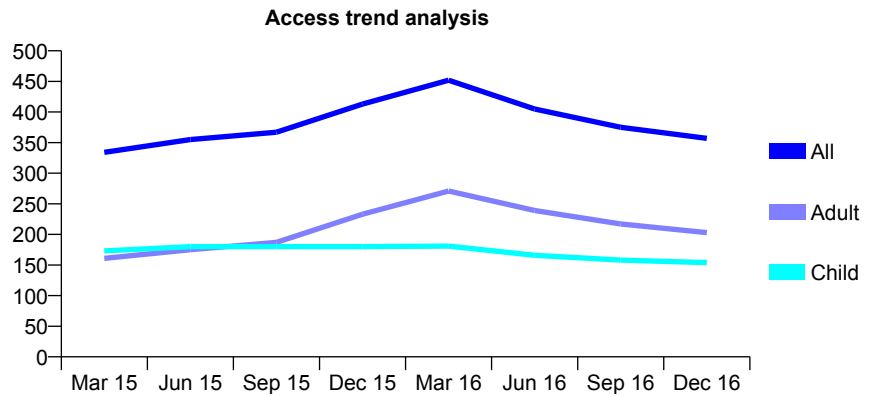
Q68 - Vital Signs At a Glance Contract Report for 634727/0001 - December 2016

Name or company name	MR RC SCOTT
Contract type name	GDS Contract
Purpose of contract	General
Contract start date	01/04/2006
Contract end date	

16/17 Contracted general activity (UDA)	911
Carry forward general activity (UDA)	-18
16/17 Contracted orthodontic activity (UOA)	0
Carry forward orthodontic activity (UOA)	0
Baseline contract value	£21,446.15

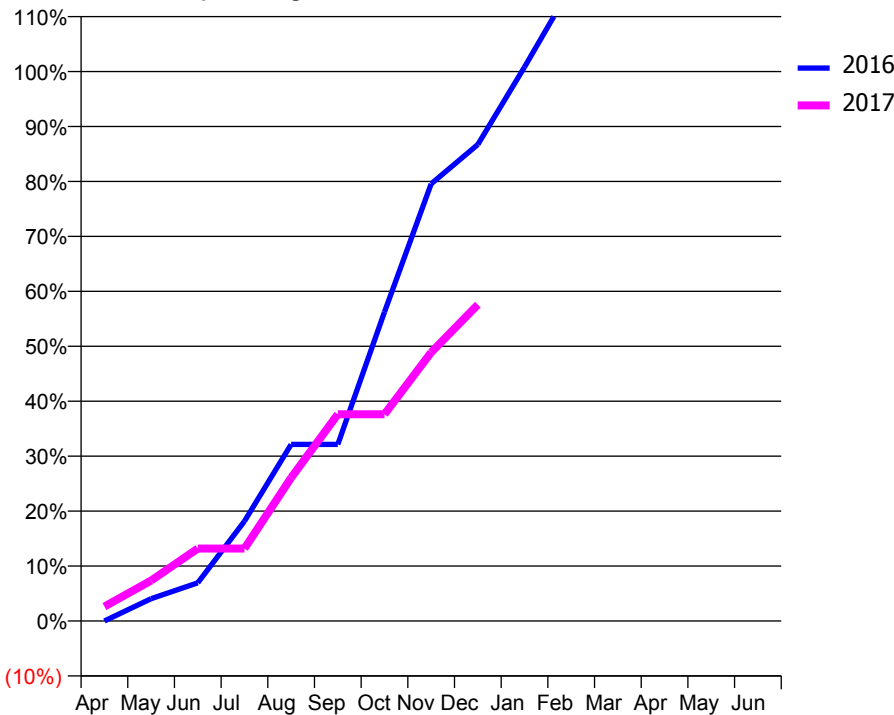
ACCESS*

Patients seen in 24 months	Total	Change since previous quarter
Quarter ending December 2015	413	
Quarter ending March 2016	452	↑
Quarter ending June 2016	405	↓
Quarter ending September 2016	375	↓
Quarter ending December 2016	357	↓
Variance since December 2015	(13.6%)	↓



ACTIVITY

Cumulative percentage of contracted UDA delivered 2016 & 2017



Month	Adjusted Scheduled Activity (UDA)	
	2016	2017
April	0	24
May	37	67
June	63	120
July	165	120
August	293	238
September	293	343
October	512	343
November	725	445
December	790	524
January	918	
February	1,052	
March	1,229	
April	1,289	
May	1,289	
June	1,289	

QUALITY

	Quantity	Base Number	Contract	AT	Region	England
% of FP17s for the same patient ID Re-attending within 3 months - Children	4	154	2.6%	9.9%	11.9%	12.4%
% of FP17s for the same patient ID Re-attending within 3 months - Adults	10	162	6.2%	15.8%	16.5%	16.6%
% of FP17s for the same patient ID Re-attending between 3 & 9 months - Children	101	154	65.6%	59.0%	60.2%	57.5%
% of FP17s for the same patient ID Re-attending between 3 & 9 months - Adults	83	162	51.2%	51.0%	52.0%	50.4%
% of FP17s for Band 1 Urgent Courses	7	288	2.4%	9.5%	9.5%	9.1%
% of FP17s Relating to Free Repair or Replacements	0	288	0.0%	0.6%	0.7%	0.8%
% of FP17s Relating to Continuations	6	288	2.1%	1.1%	1.2%	1.3%
% of Patients satisfied with the dentistry they have received	0	0	N/A	92.5%	92.9%	92.7%
% of Patients satisfied with the time they had to wait for an appointment	0	0	N/A	89.3%	88.8%	88.8%

* This is based on patients treated on this contract for their most recent course of treatment. Figures in italics indicate the base number of FP17s or Patient Questionnaire responses are less than 100. N/A is shown where the base number of responses is less than 10 during the period. % is calculated as Quantity/Base number*100

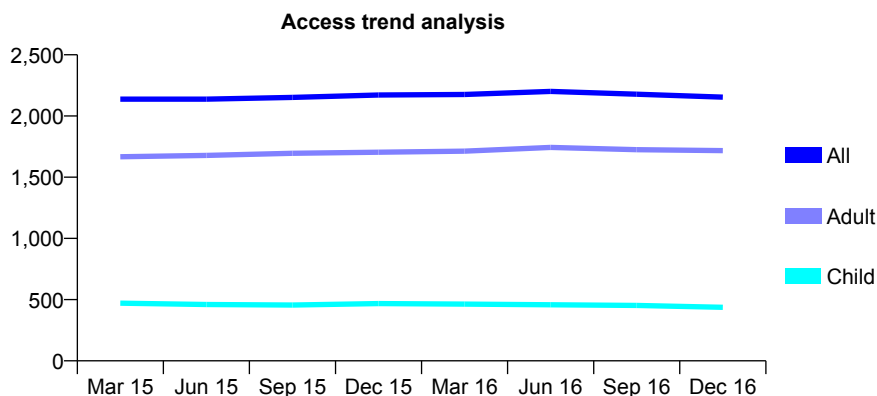
Q68 - Vital Signs At a Glance Contract Report for 635391/0001 - December 2016

Name or company name	MR DM GUTTERY
Contract type name	GDS Contract
Purpose of contract	General
Contract start date	01/04/2006
Contract end date	

16/17 Contracted general activity (UDA)	6,185
Carry forward general activity (UDA)	-120
16/17 Contracted orthodontic activity (UOA)	0
Carry forward orthodontic activity (UOA)	0
Baseline contract value	£179,284.83

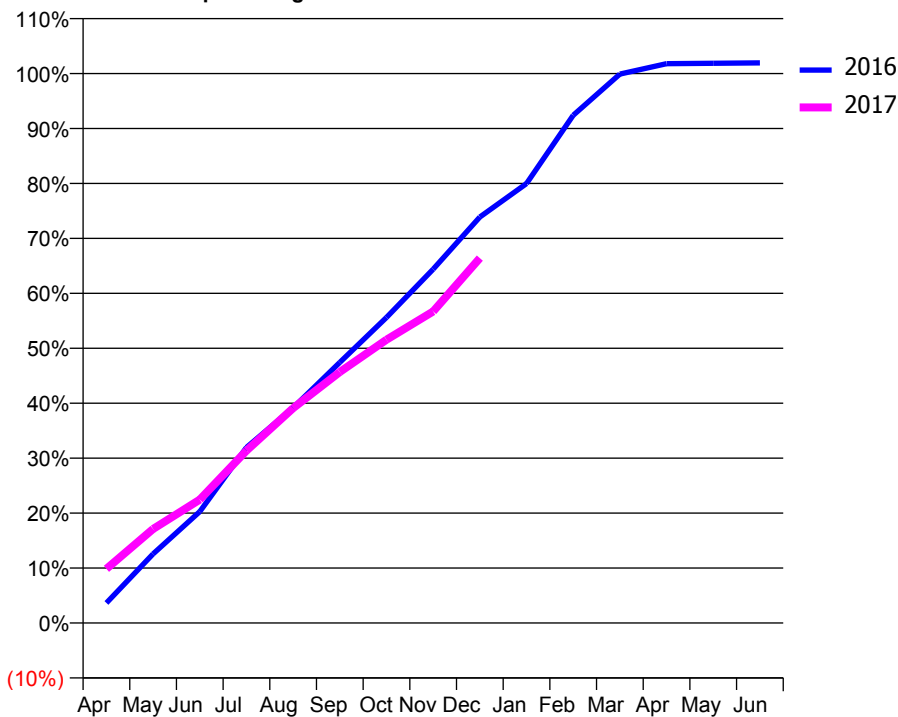
ACCESS*

Patients seen in 24 months	Total	Change since previous quarter
Quarter ending December 2015	2,172	
Quarter ending March 2016	2,176	→
Quarter ending June 2016	2,201	→
Quarter ending September 2016	2,178	↓
Quarter ending December 2016	2,154	↓
Variance since December 2015	(0.8%)	→



ACTIVITY

Cumulative percentage of contracted UDA delivered 2016 & 2017



Month	Adjusted Scheduled Activity (UDA)	
	2016	2017
April	226	609
May	778	1,059
June	1,255	1,389
July	1,976	1,940
August	2,423	2,418
September	2,933	2,826
October	3,439	3,188
November	3,983	3,507
December	4,570	4,108
January	4,946	
February	5,714	
March	6,178	
April	6,295	
May	6,300	
June	6,305	

QUALITY

	Quantity	Base Number	Contract	AT	Region	England
% of FP17s for the same patient ID Re-attending within 3 months - Children	31	438	7.1%	9.9%	11.9%	12.4%
% of FP17s for the same patient ID Re-attending within 3 months - Adults	360	1,900	18.9%	15.8%	16.5%	16.6%
% of FP17s for the same patient ID Re-attending between 3 & 9 months - Children	235	438	53.7%	59.0%	60.2%	57.5%
% of FP17s for the same patient ID Re-attending between 3 & 9 months - Adults	1,023	1,900	53.8%	51.0%	52.0%	50.4%
% of FP17s for Band 1 Urgent Courses	183	2,235	8.2%	9.5%	9.5%	9.1%
% of FP17s Relating to Free Repair or Replacements	17	2,235	0.8%	0.6%	0.7%	0.8%
% of FP17s Relating to Continuations	72	2,235	3.2%	1.1%	1.2%	1.3%
% of Patients satisfied with the dentistry they have received	6	6	N/A	92.5%	92.9%	92.7%
% of Patients satisfied with the time they had to wait for an appointment	4	6	N/A	89.3%	88.8%	88.8%

* This is based on patients treated on this contract for their most recent course of treatment. Figures in italics indicate the base number of FP17s or Patient Questionnaire responses are less than 100. N/A is shown where the base number of responses is less than 10 during the period. % is calculated as Quantity/Base number*100

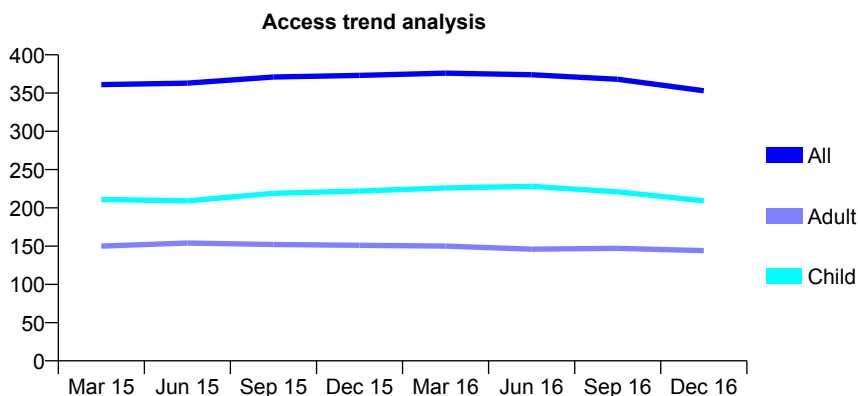
Q68 - Vital Signs At a Glance Contract Report for 636290/0001 - December 2016

Name or company name	MR DJ BURNHAM
Contract type name	GDS Contract
Purpose of contract	General
Contract start date	01/04/2006
Contract end date	

16/17 Contracted general activity (UDA)	500
Carry forward general activity (UDA)	0
16/17 Contracted orthodontic activity (UOA)	0
Carry forward orthodontic activity (UOA)	0
Baseline contract value	£11,177.26

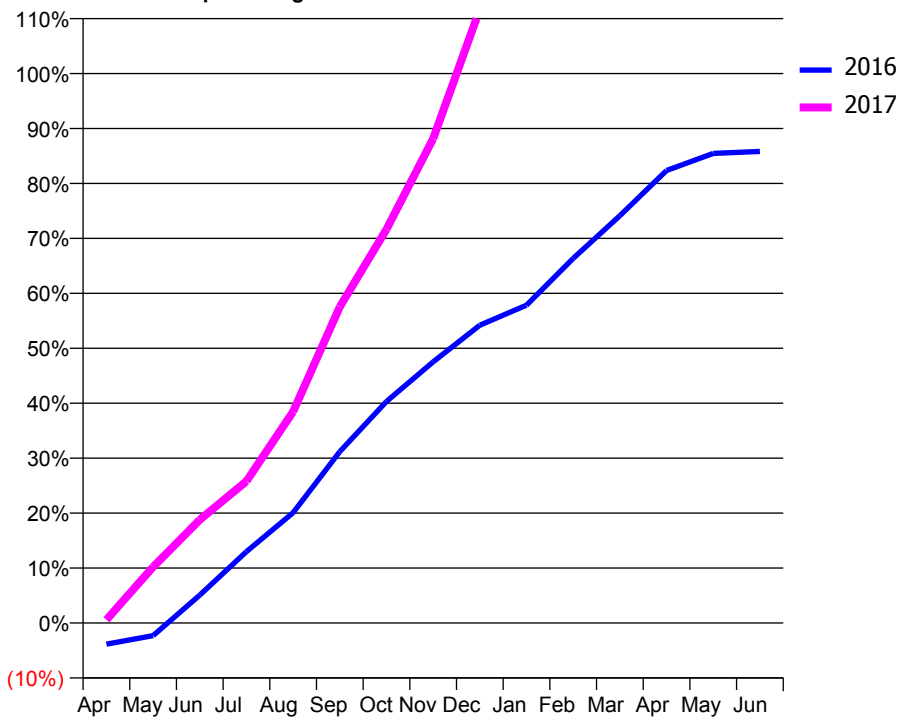
ACCESS*

Patients seen in 24 months	Total	Change since previous quarter
Quarter ending December 2015	373	
Quarter ending March 2016	376	→
Quarter ending June 2016	374	→
Quarter ending September 2016	368	↓
Quarter ending December 2016	353	↓
Variance since December 2015	(5.4%)	↓



ACTIVITY

Cumulative percentage of contracted UDA delivered 2016 & 2017



Month	Adjusted Scheduled Activity (UDA)	
	2016	2017
April	-33	3
May	-20	51
June	43	94
July	110	129
August	171	192
September	265	288
October	343	358
November	404	441
December	461	558
January	492	
February	564	
March	630	
April	700	
May	726	
June	729	

QUALITY

	Quantity	Base Number	Contract	AT	Region	England
% of FP17s for the same patient ID Re-attending within 3 months - Children	4	187	2.1%	9.9%	11.9%	12.4%
% of FP17s for the same patient ID Re-attending within 3 months - Adults	18	125	14.4%	15.8%	16.5%	16.6%
% of FP17s for the same patient ID Re-attending between 3 & 9 months - Children	89	187	47.6%	59.0%	60.2%	57.5%
% of FP17s for the same patient ID Re-attending between 3 & 9 months - Adults	48	125	38.4%	51.0%	52.0%	50.4%
% of FP17s for Band 1 Urgent Courses	16	234	6.8%	9.5%	9.5%	9.1%
% of FP17s Relating to Free Repair or Replacements	0	234	0.0%	0.6%	0.7%	0.8%
% of FP17s Relating to Continuations	0	234	0.0%	1.1%	1.2%	1.3%
% of Patients satisfied with the dentistry they have received	0	0	N/A	92.5%	92.9%	92.7%
% of Patients satisfied with the time they had to wait for an appointment	0	0	N/A	89.3%	88.8%	88.8%

* This is based on patients treated on this contract for their most recent course of treatment. Figures in italics indicate the base number of FP17s or Patient Questionnaire responses are less than 100. N/A is shown where the base number of responses is less than 10 during the period. % is calculated as Quantity/Base number*100

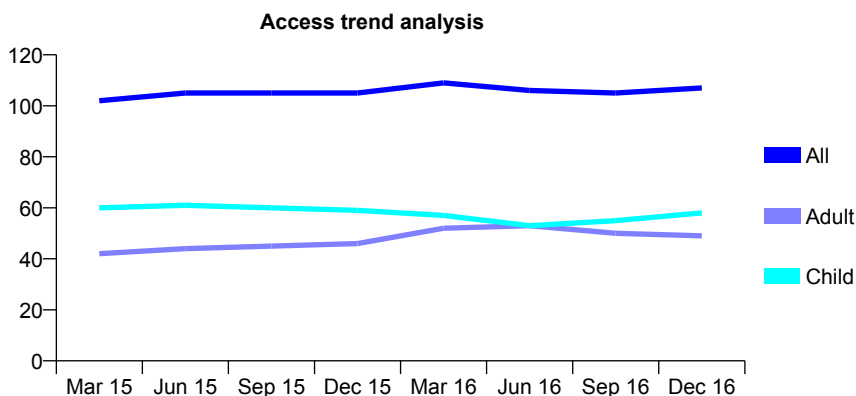
Q68 - Vital Signs At a Glance Contract Report for 638730/0001 - December 2016

Name or company name	MR DA RHODEN
Contract type name	GDS Contract
Purpose of contract	General
Contract start date	01/04/2006
Contract end date	

16/17 Contracted general activity (UDA)	170
Carry forward general activity (UDA)	0
16/17 Contracted orthodontic activity (UOA)	0
Carry forward orthodontic activity (UOA)	0
Baseline contract value	£3,861.75

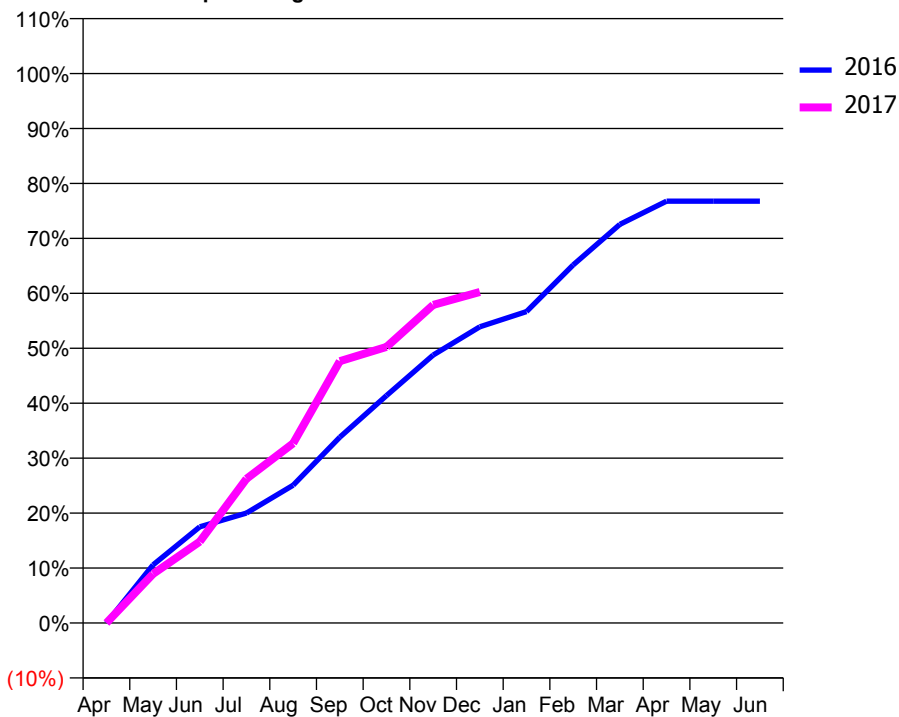
ACCESS*

Patients seen in 24 months	Total	Change since previous quarter
Quarter ending December 2015	105	
Quarter ending March 2016	109	↑
Quarter ending June 2016	106	↓
Quarter ending September 2016	105	→
Quarter ending December 2016	107	→
Variance since December 2015	1.9%	→



ACTIVITY

Cumulative percentage of contracted UDA delivered 2016 & 2017



Month	Adjusted Scheduled Activity (UDA)	
	2016	2017
April	0	0
May	23	15
June	38	25
July	43	45
August	54	56
September	73	81
October	90	85
November	106	98
December	117	102
January	123	
February	141	
March	157	
April	167	
May	167	
June	167	

QUALITY

	Quantity	Base Number	Contract	AT	Region	England
% of FP17s for the same patient ID Re-attending within 3 months - Children	3	50	6.0%	9.9%	11.9%	12.4%
% of FP17s for the same patient ID Re-attending within 3 months - Adults	4	36	11.1%	15.8%	16.5%	16.6%
% of FP17s for the same patient ID Re-attending between 3 & 9 months - Children	20	50	40.0%	59.0%	60.2%	57.5%
% of FP17s for the same patient ID Re-attending between 3 & 9 months - Adults	17	36	47.2%	51.0%	52.0%	50.4%
% of FP17s for Band 1 Urgent Courses	7	75	9.3%	9.5%	9.5%	9.1%
% of FP17s Relating to Free Repair or Replacements	0	75	0.0%	0.6%	0.7%	0.8%
% of FP17s Relating to Continuations	0	75	0.0%	1.1%	1.2%	1.3%
% of Patients satisfied with the dentistry they have received	0	0	N/A	92.5%	92.9%	92.7%
% of Patients satisfied with the time they had to wait for an appointment	0	0	N/A	89.3%	88.8%	88.8%

* This is based on patients treated on this contract for their most recent course of treatment. Figures in italics indicate the base number of FP17s or Patient Questionnaire responses are less than 100. N/A is shown where the base number of responses is less than 10 during the period. % is calculated as Quantity/Base number*100

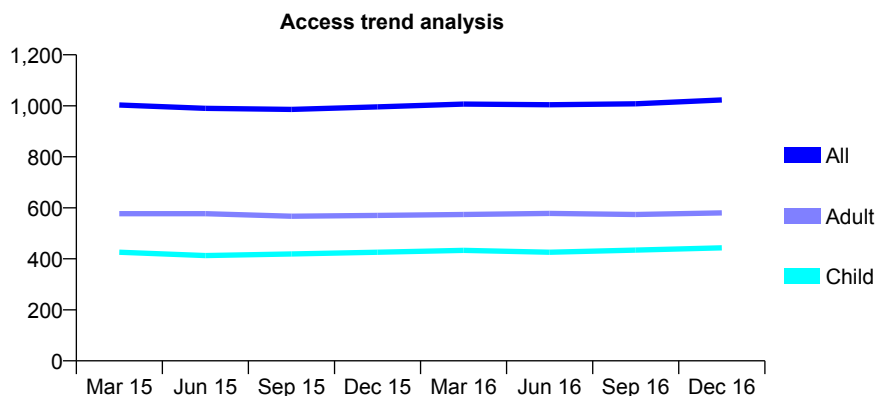
Q68 - Vital Signs At a Glance Contract Report for 643440/0001 - December 2016

Name or company name	MR KA GOWER
Contract type name	GDS Contract
Purpose of contract	General
Contract start date	01/04/2006
Contract end date	

16/17 Contracted general activity (UDA)	2,240
Carry forward general activity (UDA)	9
16/17 Contracted orthodontic activity (UOA)	0
Carry forward orthodontic activity (UOA)	0
Baseline contract value	£49,785.52

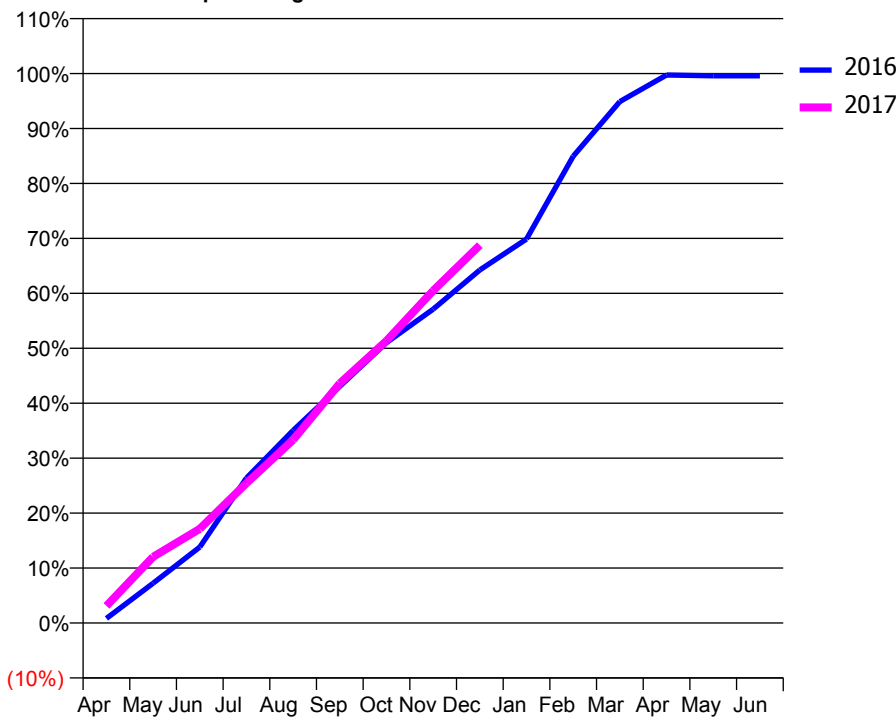
ACCESS*

Patients seen in 24 months	Total	Change since previous quarter
Quarter ending December 2015	996	
Quarter ending March 2016	1,007	→
Quarter ending June 2016	1,004	→
Quarter ending September 2016	1,008	→
Quarter ending December 2016	1,023	→
Variance since December 2015	2.7%	↑



ACTIVITY

Cumulative percentage of contracted UDA delivered 2016 & 2017



Month	Adjusted Scheduled Activity (UDA)	
	2016	2017
April	19	70
May	162	270
June	309	384
July	591	570
August	785	746
September	964	977
October	1,143	1,151
November	1,279	1,355
December	1,439	1,540
January	1,565	
February	1,903	
March	2,126	
April	2,234	
May	2,231	
June	2,231	

QUALITY

	Quantity	Base Number	Contract	AT	Region	England
% of FP17s for the same patient ID Re-attending within 3 months - Children	44	531	8.3%	9.9%	11.9%	12.4%
% of FP17s for the same patient ID Re-attending within 3 months - Adults	70	554	12.6%	15.8%	16.5%	16.6%
% of FP17s for the same patient ID Re-attending between 3 & 9 months - Children	350	531	65.9%	59.0%	60.2%	57.5%
% of FP17s for the same patient ID Re-attending between 3 & 9 months - Adults	300	554	54.2%	51.0%	52.0%	50.4%
% of FP17s for Band 1 Urgent Courses	72	1,024	7.0%	9.5%	9.5%	9.1%
% of FP17s Relating to Free Repair or Replacements	1	1,024	0.1%	0.6%	0.7%	0.8%
% of FP17s Relating to Continuations	2	1,024	0.2%	1.1%	1.2%	1.3%
% of Patients satisfied with the dentistry they have received	3	3	N/A	92.5%	92.9%	92.7%
% of Patients satisfied with the time they had to wait for an appointment	3	3	N/A	89.3%	88.8%	88.8%

* This is based on patients treated on this contract for their most recent course of treatment. Figures in italics indicate the base number of FP17s or Patient Questionnaire responses are less than 100. N/A is shown where the base number of responses is less than 10 during the period. % is calculated as Quantity/Base number*100

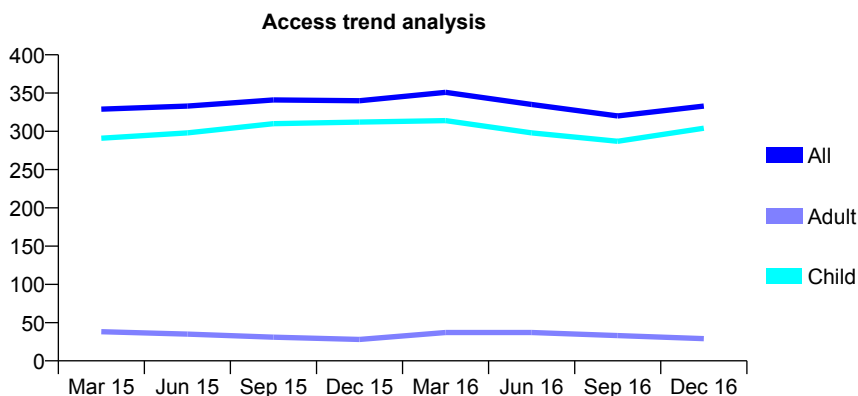
Q68 - Vital Signs At a Glance Contract Report for 644951/0001 - December 2016

Name or company name	MR NJ JULLIEN
Contract type name	GDS Contract
Purpose of contract	General
Contract start date	01/04/2006
Contract end date	

16/17 Contracted general activity (UDA)	550
Carry forward general activity (UDA)	0
16/17 Contracted orthodontic activity (UOA)	0
Carry forward orthodontic activity (UOA)	0
Baseline contract value	£12,224.13

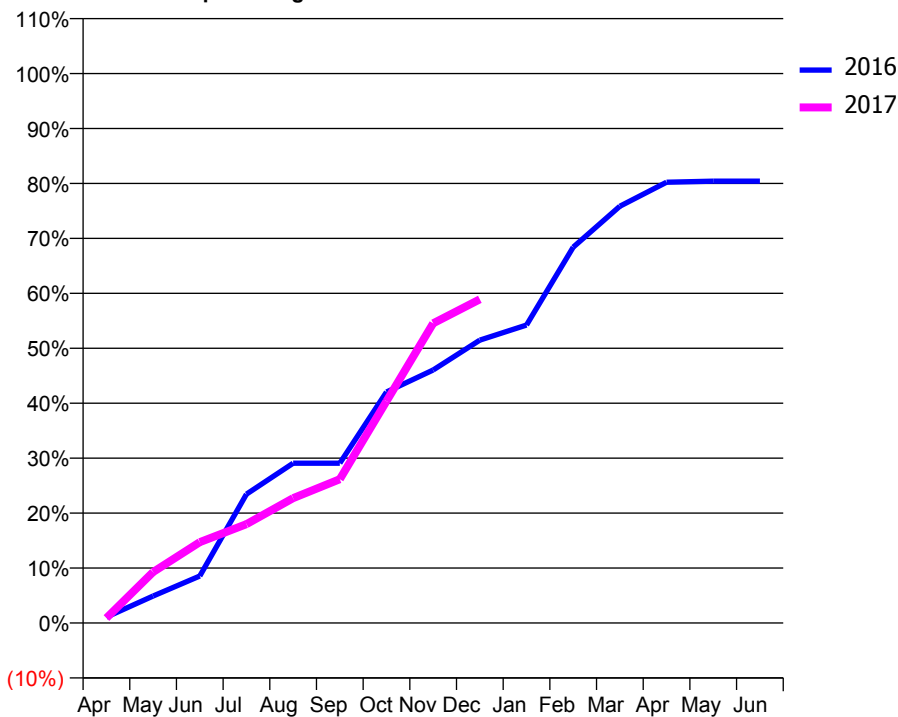
ACCESS*

Patients seen in 24 months	Total	Change since previous quarter
Quarter ending December 2015	340	
Quarter ending March 2016	351	↑
Quarter ending June 2016	335	↓
Quarter ending September 2016	320	↓
Quarter ending December 2016	333	↑
Variance since December 2015	(2.1%)	↓



ACTIVITY

Cumulative percentage of contracted UDA delivered 2016 & 2017



Month	Adjusted Scheduled Activity (UDA)	
	2016	2017
April	6	5
May	27	51
June	47	81
July	129	99
August	160	125
September	160	144
October	231	222
November	253	300
December	283	324
January	298	
February	376	
March	417	
April	441	
May	442	
June	442	

QUALITY

	Quantity	Base Number	Contract	AT	Region	England
% of FP17s for the same patient ID Re-attending within 3 months - Children	5	275	1.8%	9.9%	11.9%	12.4%
% of FP17s for the same patient ID Re-attending within 3 months - Adults	0	3	0.0%	15.8%	16.5%	16.6%
% of FP17s for the same patient ID Re-attending between 3 & 9 months - Children	135	275	49.1%	59.0%	60.2%	57.5%
% of FP17s for the same patient ID Re-attending between 3 & 9 months - Adults	1	3	33.3%	51.0%	52.0%	50.4%
% of FP17s for Band 1 Urgent Courses	0	252	0.0%	9.5%	9.5%	9.1%
% of FP17s Relating to Free Repair or Replacements	0	252	0.0%	0.6%	0.7%	0.8%
% of FP17s Relating to Continuations	0	252	0.0%	1.1%	1.2%	1.3%
% of Patients satisfied with the dentistry they have received	0	0	N/A	92.5%	92.9%	92.7%
% of Patients satisfied with the time they had to wait for an appointment	0	0	N/A	89.3%	88.8%	88.8%

* This is based on patients treated on this contract for their most recent course of treatment. Figures in italics indicate the base number of FP17s or Patient Questionnaire responses are less than 100. N/A is shown where the base number of responses is less than 10 during the period. % is calculated as Quantity/Base number*100

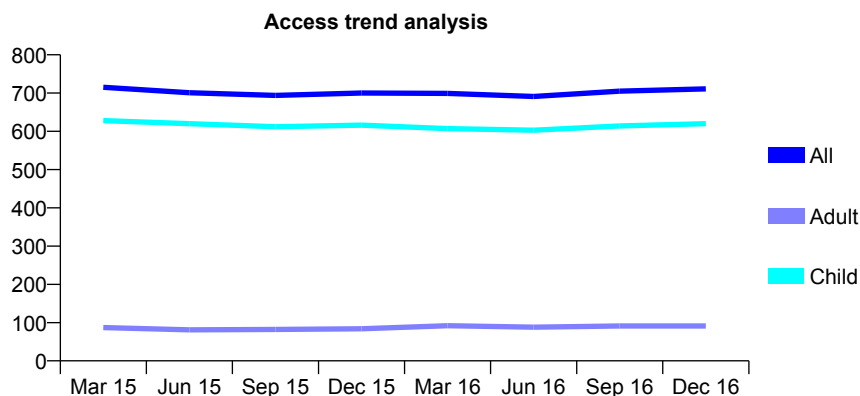
Q68 - Vital Signs At a Glance Contract Report for 649473/0001 - December 2016

Name or company name	MR AB DAVIDSON
Contract type name	GDS Contract
Purpose of contract	General
Contract start date	01/04/2006
Contract end date	

16/17 Contracted general activity (UDA)	1,200
Carry forward general activity (UDA)	39
16/17 Contracted orthodontic activity (UOA)	0
Carry forward orthodontic activity (UOA)	0
Baseline contract value	£30,183.61

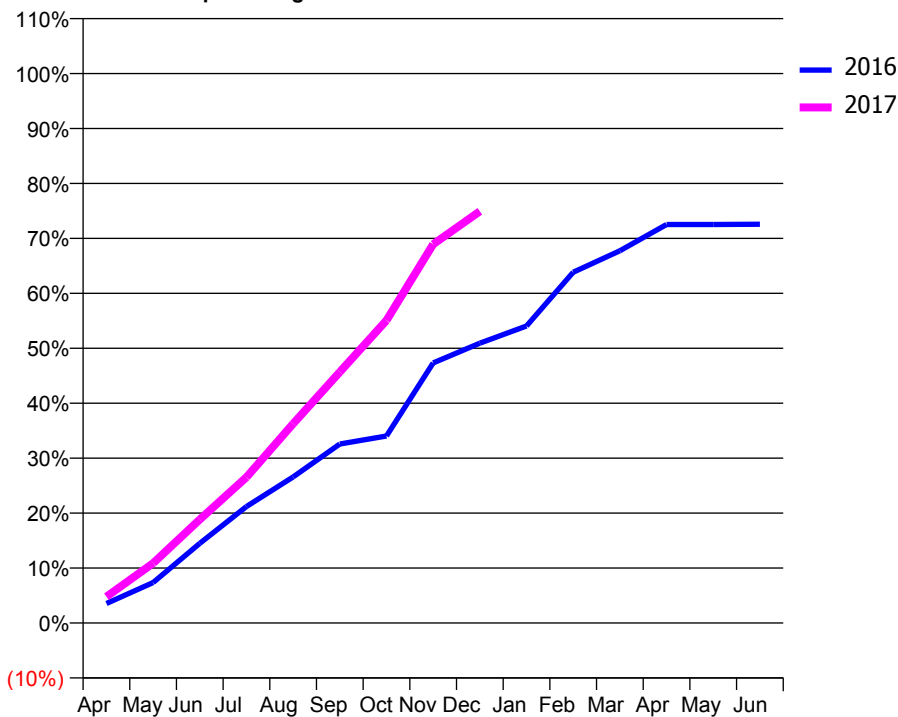
ACCESS*

Patients seen in 24 months	Total	Change since previous quarter
Quarter ending December 2015	700	
Quarter ending March 2016	699	→
Quarter ending June 2016	691	↓
Quarter ending September 2016	705	↑
Quarter ending December 2016	711	→
Variance since December 2015	1.6%	→



ACTIVITY

Cumulative percentage of contracted UDA delivered 2016 & 2017



Month	Adjusted Scheduled Activity (UDA)	
	2016	2017
April	57	57
May	118	131
June	232	226
July	339	318
August	425	435
September	521	548
October	544	661
November	757	827
December	815	899
January	865	
February	1,021	
March	1,084	
April	1,160	
May	1,160	
June	1,161	

QUALITY

	Quantity	Base Number	Contract	AT	Region	England
% of FP17s for the same patient ID Re-attending within 3 months - Children	37	691	5.4%	9.9%	11.9%	12.4%
% of FP17s for the same patient ID Re-attending within 3 months - Adults	3	10	30.0%	15.8%	16.5%	16.6%
% of FP17s for the same patient ID Re-attending between 3 & 9 months - Children	393	691	56.9%	59.0%	60.2%	57.5%
% of FP17s for the same patient ID Re-attending between 3 & 9 months - Adults	3	10	30.0%	51.0%	52.0%	50.4%
% of FP17s for Band 1 Urgent Courses	20	652	3.1%	9.5%	9.5%	9.1%
% of FP17s Relating to Free Repair or Replacements	0	652	0.0%	0.6%	0.7%	0.8%
% of FP17s Relating to Continuations	0	652	0.0%	1.1%	1.2%	1.3%
% of Patients satisfied with the dentistry they have received	0	0	N/A	92.5%	92.9%	92.7%
% of Patients satisfied with the time they had to wait for an appointment	0	0	N/A	89.3%	88.8%	88.8%

* This is based on patients treated on this contract for their most recent course of treatment. Figures in italics indicate the base number of FP17s or Patient Questionnaire responses are less than 100. N/A is shown where the base number of responses is less than 10 during the period. % is calculated as Quantity/Base number*100

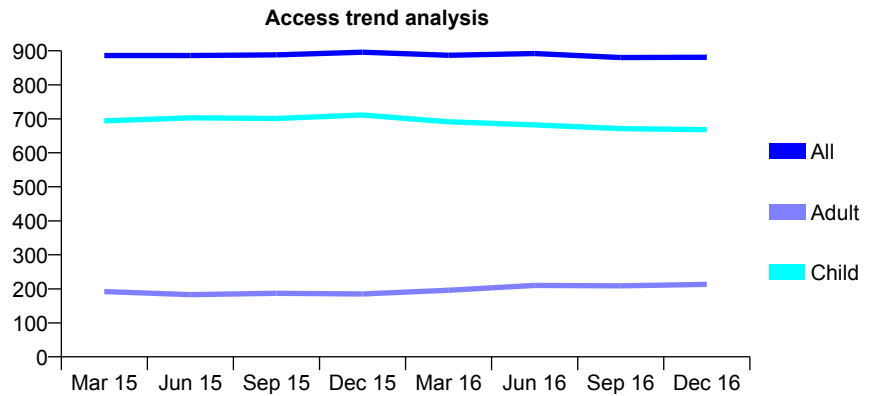
Q68 - Vital Signs At a Glance Contract Report for 649848/0001 - December 2016

Name or company name	MR MJ ANNALS
Contract type name	GDS Contract
Purpose of contract	General
Contract start date	01/04/2006
Contract end date	

16/17 Contracted general activity (UDA)	2,100
Carry forward general activity (UDA)	0
16/17 Contracted orthodontic activity (UOA)	0
Carry forward orthodontic activity (UOA)	0
Baseline contract value	£50,915.13

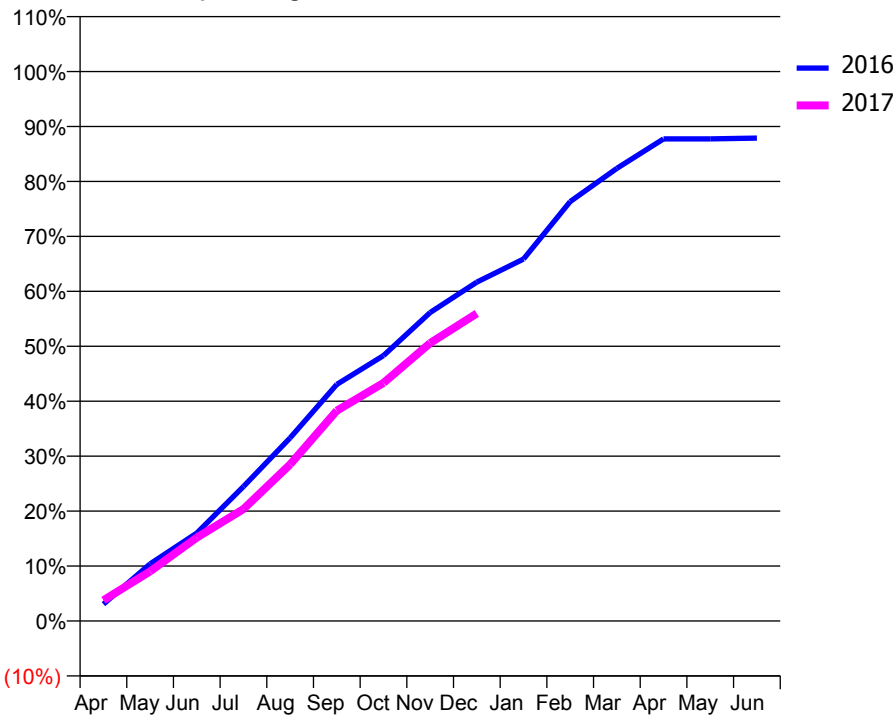
ACCESS*

Patients seen in 24 months	Total	Change since previous quarter
Quarter ending December 2015	896	
Quarter ending March 2016	887	↓
Quarter ending June 2016	892	→
Quarter ending September 2016	880	↓
Quarter ending December 2016	881	→
Variance since December 2015	(1.7%)	↓



ACTIVITY

Cumulative percentage of contracted UDA delivered 2016 & 2017



Month	Adjusted Scheduled Activity (UDA)	
	2016	2017
April	64	79
May	218	190
June	336	319
July	514	428
August	700	599
September	904	804
October	1,014	910
November	1,179	1,062
December	1,295	1,175
January	1,383	
February	1,603	
March	1,730	
April	1,842	
May	1,842	
June	1,845	

QUALITY

	Quantity	Base Number	Contract	AT	Region	England
% of FP17s for the same patient ID Re-attending within 3 months - Children	35	879	4.0%	9.9%	11.9%	12.4%
% of FP17s for the same patient ID Re-attending within 3 months - Adults	4	116	3.4%	15.8%	16.5%	16.6%
% of FP17s for the same patient ID Re-attending between 3 & 9 months - Children	665	879	75.7%	59.0%	60.2%	57.5%
% of FP17s for the same patient ID Re-attending between 3 & 9 months - Adults	84	116	72.4%	51.0%	52.0%	50.4%
% of FP17s for Band 1 Urgent Courses	12	895	1.3%	9.5%	9.5%	9.1%
% of FP17s Relating to Free Repair or Replacements	0	895	0.0%	0.6%	0.7%	0.8%
% of FP17s Relating to Continuations	0	895	0.0%	1.1%	1.2%	1.3%
% of Patients satisfied with the dentistry they have received	1	1	N/A	92.5%	92.9%	92.7%
% of Patients satisfied with the time they had to wait for an appointment	1	1	N/A	89.3%	88.8%	88.8%

* This is based on patients treated on this contract for their most recent course of treatment. Figures in italics indicate the base number of FP17s or Patient Questionnaire responses are less than 100. N/A is shown where the base number of responses is less than 10 during the period. % is calculated as Quantity/Base number*100

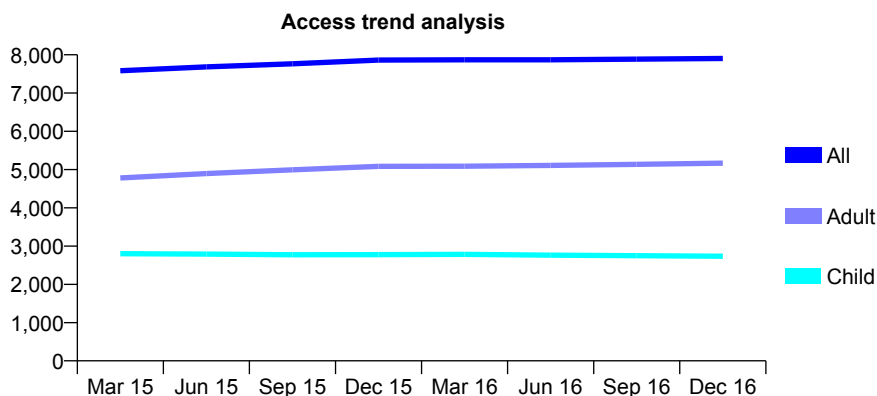
Q68 - Vital Signs At a Glance Contract Report for 653381/0001 - December 2016

Name or company name	MR SG QUELCH
Contract type name	GDS Contract
Purpose of contract	General
Contract start date	01/04/2006
Contract end date	

16/17 Contracted general activity (UDA)	17,527
Carry forward general activity (UDA)	0
16/17 Contracted orthodontic activity (UOA)	0
Carry forward orthodontic activity (UOA)	0
Baseline contract value	£543,172.04

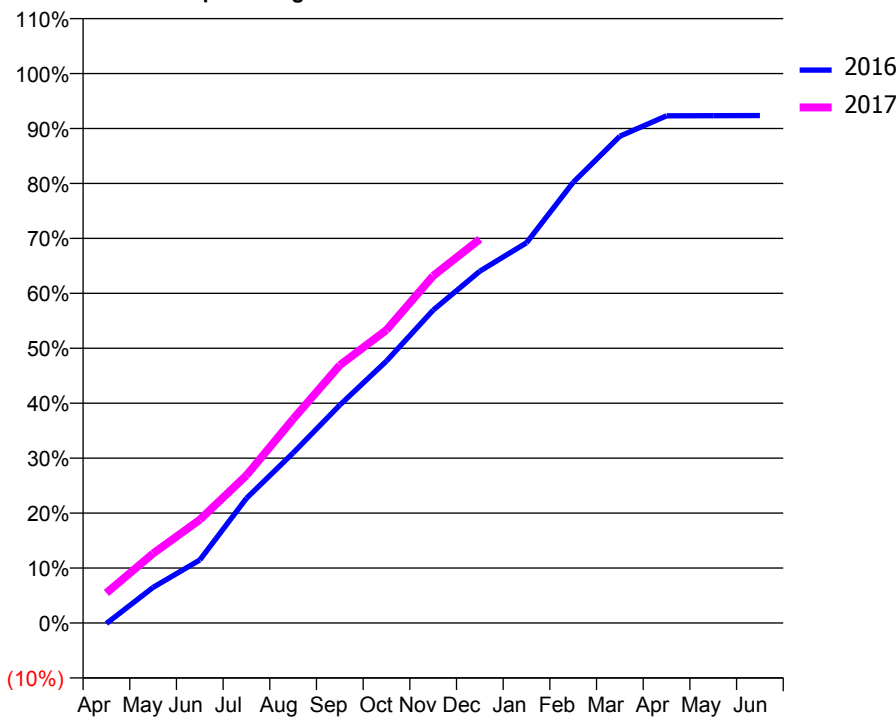
ACCESS*

Patients seen in 24 months	Total	Change since previous quarter
Quarter ending December 2015	7,861	
Quarter ending March 2016	7,869	→
Quarter ending June 2016	7,871	→
Quarter ending September 2016	7,886	→
Quarter ending December 2016	7,904	→
Variance since December 2015	0.5%	→



ACTIVITY

Cumulative percentage of contracted UDA delivered 2016 & 2017



Month	Adjusted Scheduled Activity (UDA)	
	2016	2017
April	-18	960
May	1,140	2,217
June	2,010	3,296
July	3,981	4,710
August	5,426	6,505
September	6,953	8,222
October	8,357	9,348
November	9,979	11,075
December	11,224	12,242
January	12,130	
February	14,055	
March	15,527	
April	16,179	
May	16,181	
June	16,184	

QUALITY

	Quantity	Base Number	Contract	AT	Region	England
% of FP17s for the same patient ID Re-attending within 3 months - Children	289	3,545	8.2%	9.9%	11.9%	12.4%
% of FP17s for the same patient ID Re-attending within 3 months - Adults	707	5,278	13.4%	15.8%	16.5%	16.6%
% of FP17s for the same patient ID Re-attending between 3 & 9 months - Children	2,443	3,545	68.9%	59.0%	60.2%	57.5%
% of FP17s for the same patient ID Re-attending between 3 & 9 months - Adults	2,735	5,278	51.8%	51.0%	52.0%	50.4%
% of FP17s for Band 1 Urgent Courses	556	7,638	7.3%	9.5%	9.5%	9.1%
% of FP17s Relating to Free Repair or Replacements	44	7,638	0.6%	0.6%	0.7%	0.8%
% of FP17s Relating to Continuations	27	7,638	0.4%	1.1%	1.2%	1.3%
% of Patients satisfied with the dentistry they have received	24	24	100.0%	92.5%	92.9%	92.7%
% of Patients satisfied with the time they had to wait for an appointment	20	24	83.3%	89.3%	88.8%	88.8%

* This is based on patients treated on this contract for their most recent course of treatment. Figures in italics indicate the base number of FP17s or Patient Questionnaire responses are less than 100. N/A is shown where the base number of responses is less than 10 during the period. % is calculated as Quantity/Base number*100

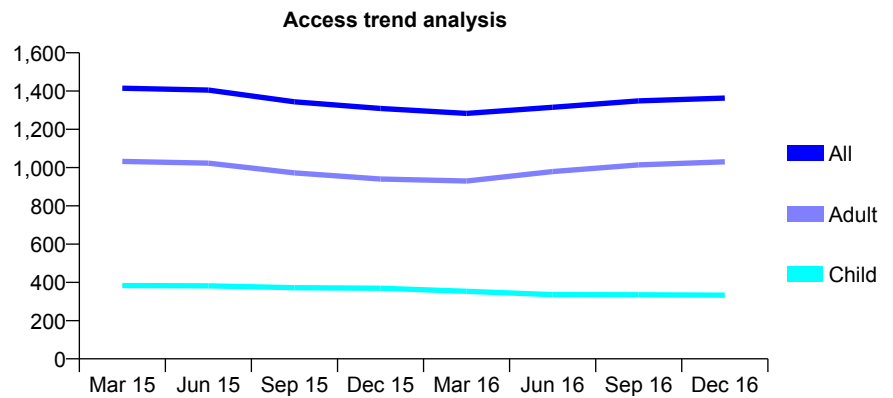
Q68 - Vital Signs At a Glance Contract Report for 657182/0001 - December 2016

Name or company name	MR P RANTZAU RASMUSSEN
Contract type name	GDS Contract
Purpose of contract	General
Contract start date	01/04/2006
Contract end date	

16/17 Contracted general activity (UDA)	4,000
Carry forward general activity (UDA)	0
16/17 Contracted orthodontic activity (UOA)	0
Carry forward orthodontic activity (UOA)	0
Baseline contract value	£113,515.44

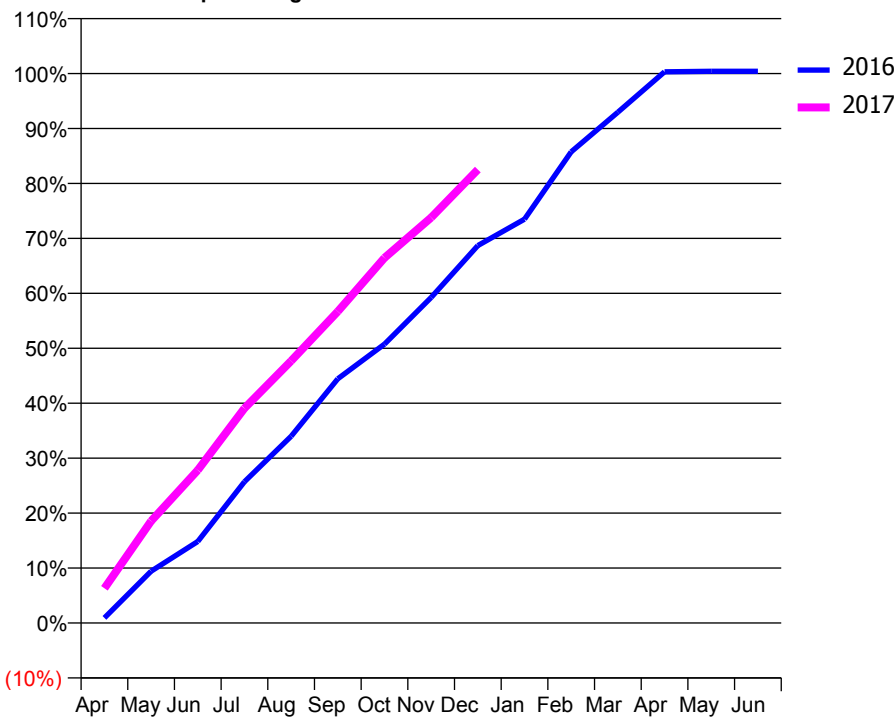
ACCESS*

Patients seen in 24 months	Total	Change since previous quarter
Quarter ending December 2015	1,309	
Quarter ending March 2016	1,283	↓
Quarter ending June 2016	1,315	↑
Quarter ending September 2016	1,349	↑
Quarter ending December 2016	1,363	→
Variance since December 2015	4.1%	↑



ACTIVITY

Cumulative percentage of contracted UDA delivered 2016 & 2017



Month	Adjusted Scheduled Activity (UDA)	
	2016	2017
April	30	252
May	306	742
June	482	1,112
July	836	1,563
August	1,104	1,908
September	1,444	2,268
October	1,649	2,658
November	1,925	2,951
December	2,232	3,300
January	2,389	
February	2,786	
March	3,021	
April	3,260	
May	3,263	
June	3,263	

QUALITY

	Quantity	Base Number	Contract	AT	Region	England
% of FP17s for the same patient ID Re-attending within 3 months - Children	17	364	4.7%	9.9%	11.9%	12.4%
% of FP17s for the same patient ID Re-attending within 3 months - Adults	103	855	12.0%	15.8%	16.5%	16.6%
% of FP17s for the same patient ID Re-attending between 3 & 9 months - Children	212	364	58.2%	59.0%	60.2%	57.5%
% of FP17s for the same patient ID Re-attending between 3 & 9 months - Adults	287	855	33.6%	51.0%	52.0%	50.4%
% of FP17s for Band 1 Urgent Courses	132	1,113	11.9%	9.5%	9.5%	9.1%
% of FP17s Relating to Free Repair or Replacements	1	1,113	0.1%	0.6%	0.7%	0.8%
% of FP17s Relating to Continuations	9	1,113	0.8%	1.1%	1.2%	1.3%
% of Patients satisfied with the dentistry they have received	1	1	N/A	92.5%	92.9%	92.7%
% of Patients satisfied with the time they had to wait for an appointment	1	1	N/A	89.3%	88.8%	88.8%

* This is based on patients treated on this contract for their most recent course of treatment. Figures in italics indicate the base number of FP17s or Patient Questionnaire responses are less than 100. N/A is shown where the base number of responses is less than 10 during the period. % is calculated as Quantity/Base number*100

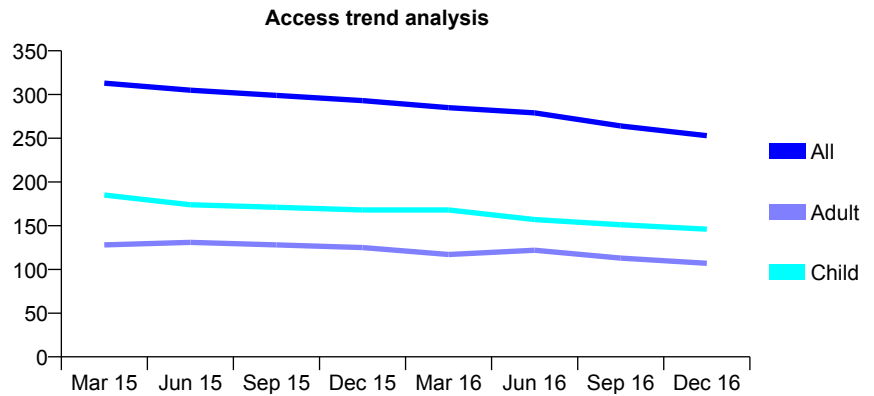
Q68 - Vital Signs At a Glance Contract Report for 657867/0002 - December 2016

Name or company name	MR L VAN ROOY
Contract type name	GDS Contract
Purpose of contract	General
Contract start date	01/07/2006
Contract end date	

16/17 Contracted general activity (UDA)	1,000
Carry forward general activity (UDA)	0
16/17 Contracted orthodontic activity (UOA)	0
Carry forward orthodontic activity (UOA)	0
Baseline contract value	£28,721.42

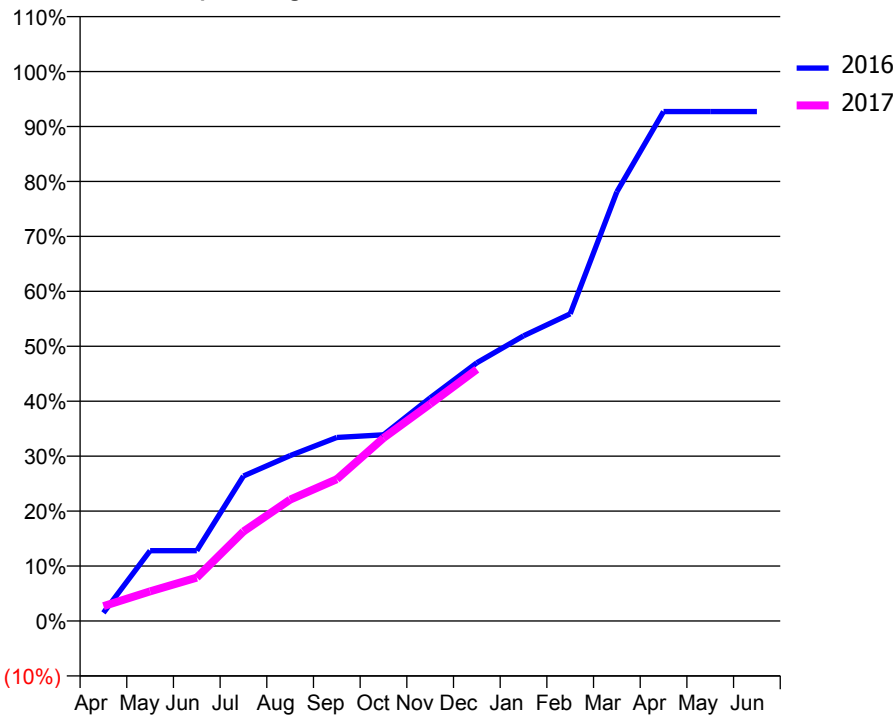
ACCESS*

Patients seen in 24 months	Total	Change since previous quarter
Quarter ending December 2015	293	
Quarter ending March 2016	285	↓
Quarter ending June 2016	279	↓
Quarter ending September 2016	264	↓
Quarter ending December 2016	253	↓
Variance since December 2015	(13.7%)	↓



ACTIVITY

Cumulative percentage of contracted UDA delivered 2016 & 2017



Month	Adjusted Scheduled Activity (UDA)	
	2016	2017
April	15	27
May	128	54
June	128	79
July	264	163
August	301	221
September	334	258
October	339	333
November	406	395
December	470	458
January	519	
February	559	
March	781	
April	927	
May	927	
June	927	

QUALITY

	Quantity	Base Number	Contract	AT	Region	England
% of FP17s for the same patient ID Re-attending within 3 months - Children	7	119	5.9%	9.9%	11.9%	12.4%
% of FP17s for the same patient ID Re-attending within 3 months - Adults	1	44	2.3%	15.8%	16.5%	16.6%
% of FP17s for the same patient ID Re-attending between 3 & 9 months - Children	66	119	55.5%	59.0%	60.2%	57.5%
% of FP17s for the same patient ID Re-attending between 3 & 9 months - Adults	10	44	22.7%	51.0%	52.0%	50.4%
% of FP17s for Band 1 Urgent Courses	0	137	0.0%	9.5%	9.5%	9.1%
% of FP17s Relating to Free Repair or Replacements	0	137	0.0%	0.6%	0.7%	0.8%
% of FP17s Relating to Continuations	0	137	0.0%	1.1%	1.2%	1.3%
% of Patients satisfied with the dentistry they have received	0	0	N/A	92.5%	92.9%	92.7%
% of Patients satisfied with the time they had to wait for an appointment	0	0	N/A	89.3%	88.8%	88.8%

* This is based on patients treated on this contract for their most recent course of treatment. Figures in italics indicate the base number of FP17s or Patient Questionnaire responses are less than 100. N/A is shown where the base number of responses is less than 10 during the period. % is calculated as Quantity/Base number*100

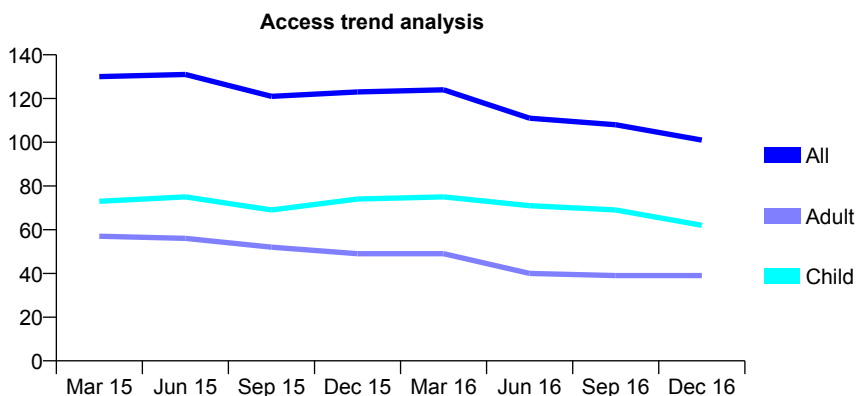
Q68 - Vital Signs At a Glance Contract Report for 661015/0001 - December 2016

Name or company name	MR S MAGNANI
Contract type name	GDS Contract
Purpose of contract	General
Contract start date	01/04/2007
Contract end date	

16/17 Contracted general activity (UDA)	200
Carry forward general activity (UDA)	0
16/17 Contracted orthodontic activity (UOA)	0
Carry forward orthodontic activity (UOA)	0
Baseline contract value	£5,447.09

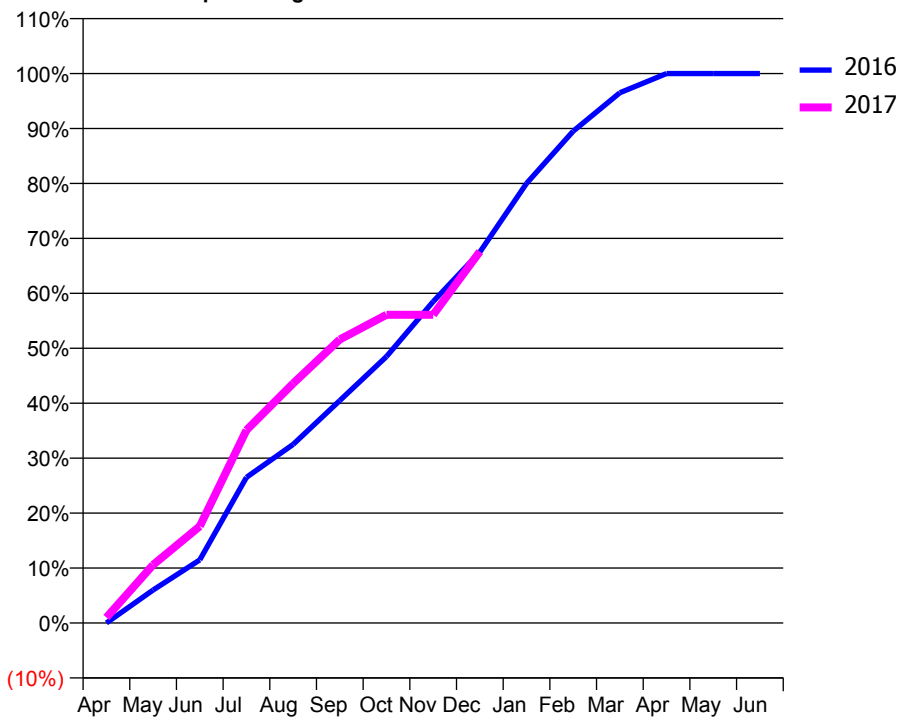
ACCESS*

Patients seen in 24 months	Total	Change since previous quarter
Quarter ending December 2015	123	
Quarter ending March 2016	124	→
Quarter ending June 2016	111	↓
Quarter ending September 2016	108	↓
Quarter ending December 2016	101	↓
Variance since December 2015	(17.9%)	↓



ACTIVITY

Cumulative percentage of contracted UDA delivered 2016 & 2017



Month	Adjusted Scheduled Activity (UDA)	
	2016	2017
April	0	2
May	12	21
June	23	35
July	53	70
August	65	87
September	81	103
October	97	112
November	117	112
December	135	135
January	160	
February	179	
March	193	
April	200	
May	200	
June	200	

QUALITY

	Quantity	Base Number	Contract	AT	Region	England
% of FP17s for the same patient ID Re-attending within 3 months - Children	1	56	1.8%	9.9%	11.9%	12.4%
% of FP17s for the same patient ID Re-attending within 3 months - Adults	1	21	4.8%	15.8%	16.5%	16.6%
% of FP17s for the same patient ID Re-attending between 3 & 9 months - Children	33	56	58.9%	59.0%	60.2%	57.5%
% of FP17s for the same patient ID Re-attending between 3 & 9 months - Adults	8	21	38.1%	51.0%	52.0%	50.4%
% of FP17s for Band 1 Urgent Courses	1	72	1.4%	9.5%	9.5%	9.1%
% of FP17s Relating to Free Repair or Replacements	0	72	0.0%	0.6%	0.7%	0.8%
% of FP17s Relating to Continuations	0	72	0.0%	1.1%	1.2%	1.3%
% of Patients satisfied with the dentistry they have received	0	0	N/A	92.5%	92.9%	92.7%
% of Patients satisfied with the time they had to wait for an appointment	0	0	N/A	89.3%	88.8%	88.8%

* This is based on patients treated on this contract for their most recent course of treatment. Figures in italics indicate the base number of FP17s or Patient Questionnaire responses are less than 100. N/A is shown where the base number of responses is less than 10 during the period. % is calculated as Quantity/Base number*100

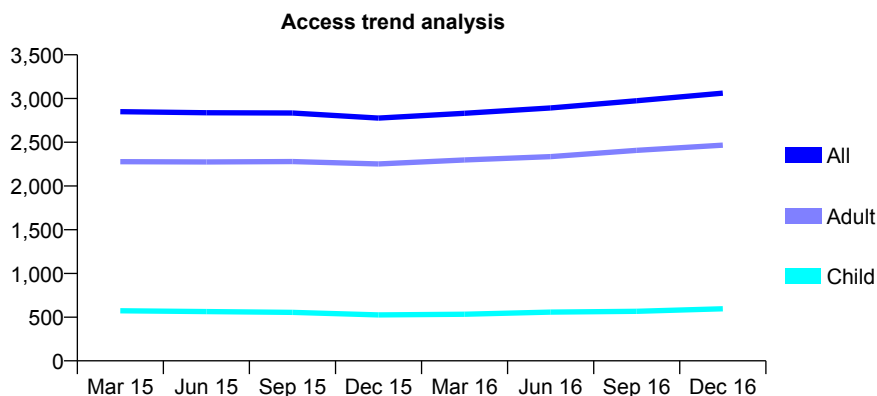
Q68 - Vital Signs At a Glance Contract Report for 673285/0001 - December 2016

Name or company name	MR S POULADI
Contract type name	GDS Contract
Purpose of contract	General
Contract start date	01/04/2006
Contract end date	

16/17 Contracted general activity (UDA)	10,380
Carry forward general activity (UDA)	0
16/17 Contracted orthodontic activity (UOA)	0
Carry forward orthodontic activity (UOA)	0
Baseline contract value	£259,816.82

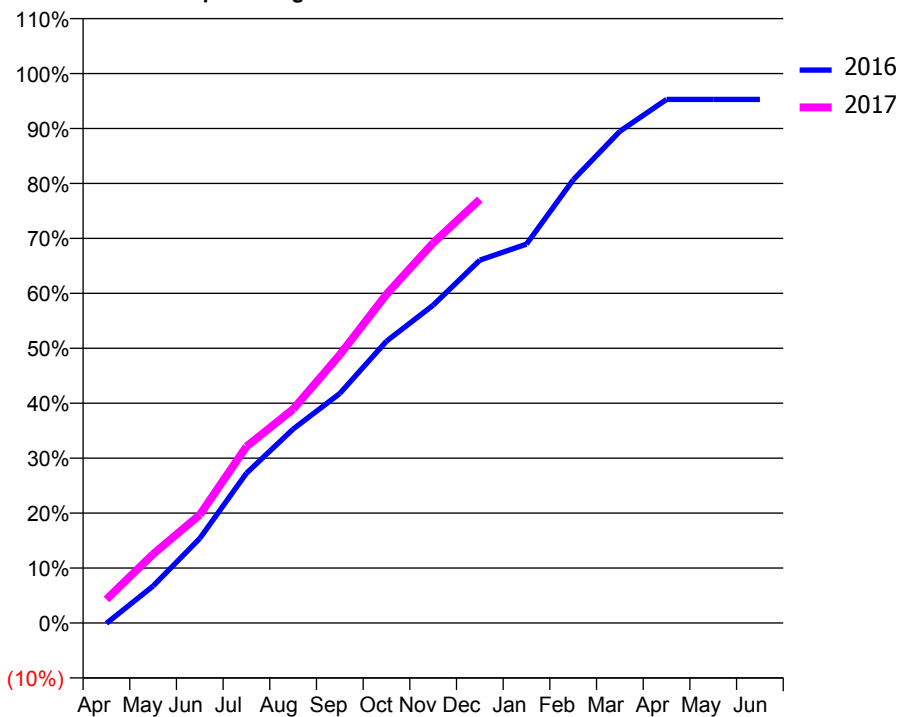
ACCESS*

Patients seen in 24 months	Total	Change since previous quarter
Quarter ending December 2015	2,777	
Quarter ending March 2016	2,831	→
Quarter ending June 2016	2,893	↑
Quarter ending September 2016	2,974	↑
Quarter ending December 2016	3,062	↑
Variance since December 2015	10.3%	↑



ACTIVITY

Cumulative percentage of contracted UDA delivered 2016 & 2017



Month	Adjusted Scheduled Activity (UDA)	
	2016	2017
April	-8	448
May	698	1,300
June	1,598	2,044
July	2,830	3,334
August	3,664	4,039
September	4,337	5,068
October	5,325	6,210
November	6,004	7,180
December	6,854	8,001
January	7,157	
February	8,372	
March	9,287	
April	9,892	
May	9,892	
June	9,892	

QUALITY

	Quantity	Base Number	Contract	AT	Region	England
% of FP17s for the same patient ID Re-attending within 3 months - Children	73	719	10.2%	9.9%	11.9%	12.4%
% of FP17s for the same patient ID Re-attending within 3 months - Adults	592	3,087	19.2%	15.8%	16.5%	16.6%
% of FP17s for the same patient ID Re-attending between 3 & 9 months - Children	402	719	55.9%	59.0%	60.2%	57.5%
% of FP17s for the same patient ID Re-attending between 3 & 9 months - Adults	1,690	3,087	54.7%	51.0%	52.0%	50.4%
% of FP17s for Band 1 Urgent Courses	233	3,625	6.4%	9.5%	9.5%	9.1%
% of FP17s Relating to Free Repair or Replacements	70	3,625	1.9%	0.6%	0.7%	0.8%
% of FP17s Relating to Continuations	103	3,625	2.8%	1.1%	1.2%	1.3%
% of Patients satisfied with the dentistry they have received	4	5	N/A	92.5%	92.9%	92.7%
% of Patients satisfied with the time they had to wait for an appointment	5	5	N/A	89.3%	88.8%	88.8%

* This is based on patients treated on this contract for their most recent course of treatment. Figures in italics indicate the base number of FP17s or Patient Questionnaire responses are less than 100. N/A is shown where the base number of responses is less than 10 during the period. % is calculated as Quantity/Base number*100

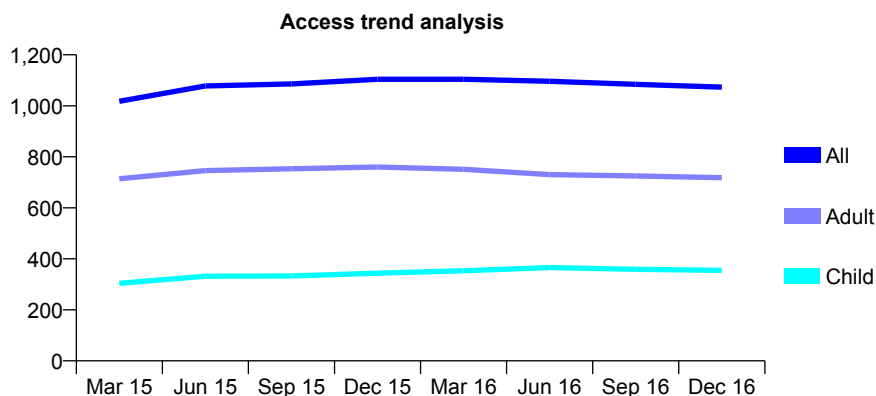
Q68 - Vital Signs At a Glance Contract Report for 673323/0001 - December 2016

Name or company name	MR F RAFATNIA
Contract type name	GDS Contract
Purpose of contract	General
Contract start date	01/03/2014
Contract end date	

16/17 Contracted general activity (UDA)	3,771
Carry forward general activity (UDA)	141
16/17 Contracted orthodontic activity (UOA)	0
Carry forward orthodontic activity (UOA)	0
Baseline contract value	£81,971.06

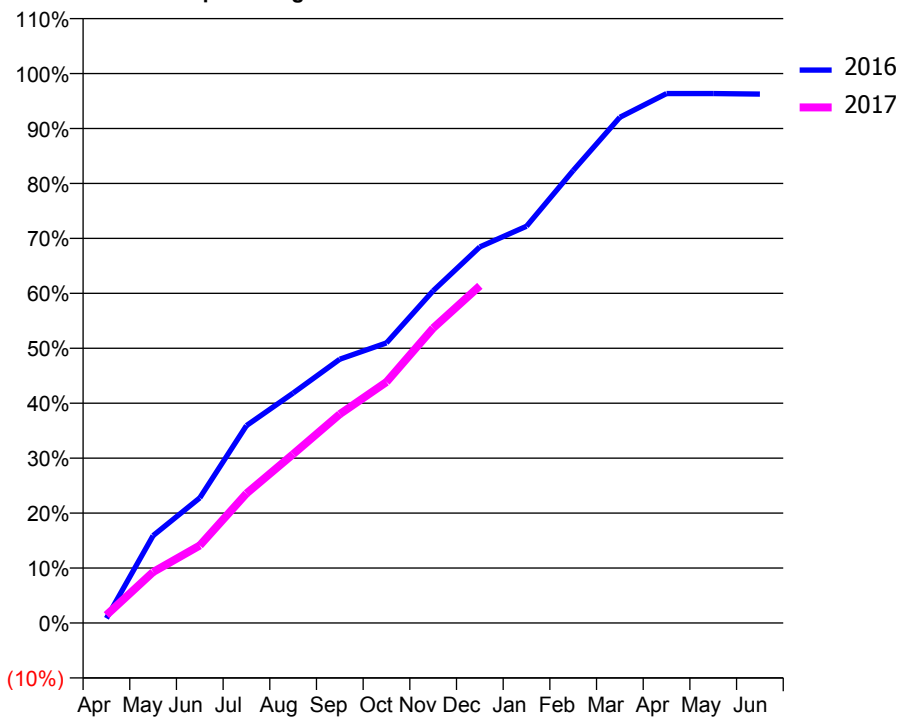
ACCESS*

Patients seen in 24 months	Total	Change since previous quarter
Quarter ending December 2015	1,104	
Quarter ending March 2016	1,104	→
Quarter ending June 2016	1,096	→
Quarter ending September 2016	1,084	↓
Quarter ending December 2016	1,073	↓
Variance since December 2015	(2.8%)	↓



ACTIVITY

Cumulative percentage of contracted UDA delivered 2016 & 2017



Month	Adjusted Scheduled Activity (UDA)	
	2016	2017
April	33	54
May	600	350
June	859	532
July	1,355	889
August	1,578	1,159
September	1,810	1,434
October	1,922	1,654
November	2,280	2,024
December	2,581	2,314
January	2,723	
February	3,105	
March	3,471	
April	3,633	
May	3,633	
June	3,630	

QUALITY

	Quantity	Base Number	Contract	AT	Region	England
% of FP17s for the same patient ID Re-attending within 3 months - Children	29	408	7.1%	9.9%	11.9%	12.4%
% of FP17s for the same patient ID Re-attending within 3 months - Adults	160	894	17.9%	15.8%	16.5%	16.6%
% of FP17s for the same patient ID Re-attending between 3 & 9 months - Children	193	408	47.3%	59.0%	60.2%	57.5%
% of FP17s for the same patient ID Re-attending between 3 & 9 months - Adults	458	894	51.2%	51.0%	52.0%	50.4%
% of FP17s for Band 1 Urgent Courses	151	1,224	12.3%	9.5%	9.5%	9.1%
% of FP17s Relating to Free Repair or Replacements	4	1,224	0.3%	0.6%	0.7%	0.8%
% of FP17s Relating to Continuations	3	1,224	0.2%	1.1%	1.2%	1.3%
% of Patients satisfied with the dentistry they have received	2	2	N/A	92.5%	92.9%	92.7%
% of Patients satisfied with the time they had to wait for an appointment	2	2	N/A	89.3%	88.8%	88.8%

* This is based on patients treated on this contract for their most recent course of treatment. Figures in italics indicate the base number of FP17s or Patient Questionnaire responses are less than 100. N/A is shown where the base number of responses is less than 10 during the period. % is calculated as Quantity/Base number*100

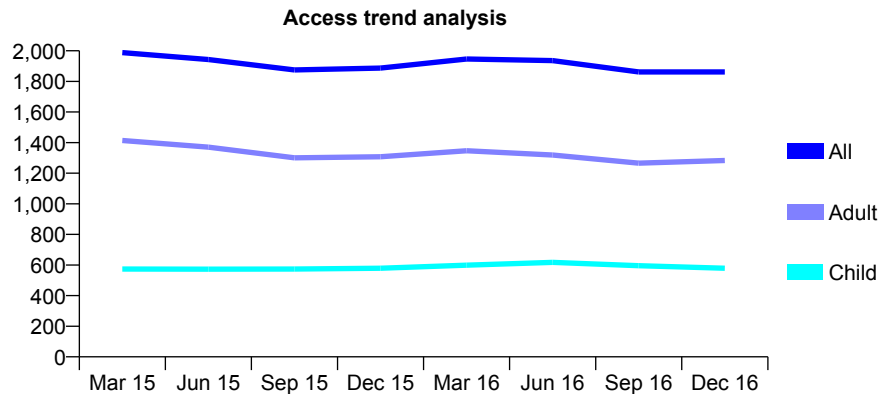
Q68 - Vital Signs At a Glance Contract Report for 673978/0001 - December 2016

Name or company name	MR F SHARIFZAD
Contract type name	GDS Contract
Purpose of contract	General
Contract start date	01/04/2006
Contract end date	

16/17 Contracted general activity (UDA)	5,409
Carry forward general activity (UDA)	-1
16/17 Contracted orthodontic activity (UOA)	0
Carry forward orthodontic activity (UOA)	0
Baseline contract value	£133,834.90

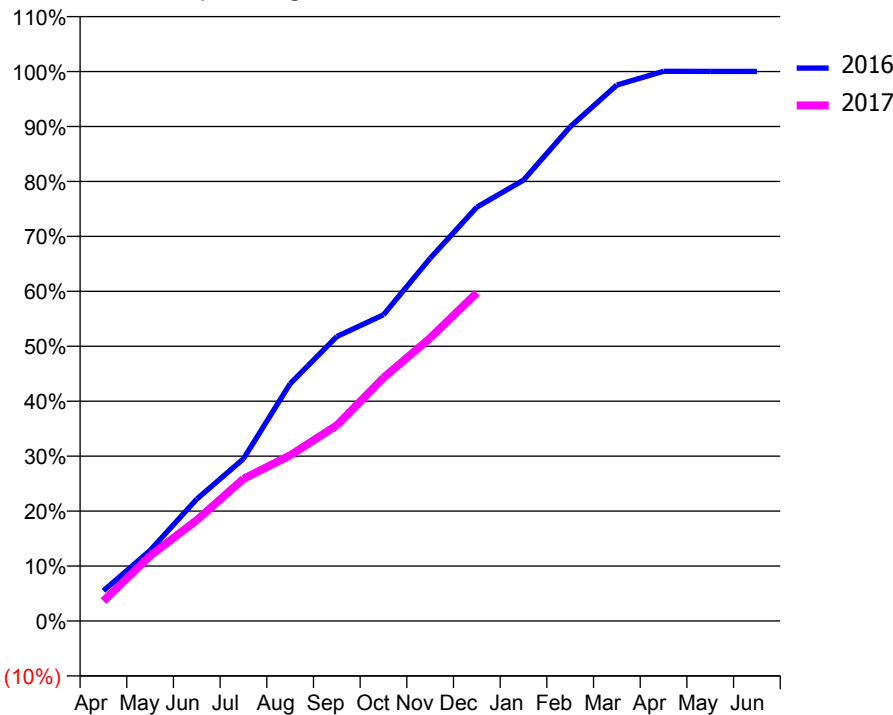
ACCESS*

Patients seen in 24 months	Total	Change since previous quarter
Quarter ending December 2015	1,887	
Quarter ending March 2016	1,946	↑
Quarter ending June 2016	1,936	→
Quarter ending September 2016	1,862	↓
Quarter ending December 2016	1,862	→
Variance since December 2015	(1.3%)	↓



ACTIVITY

Cumulative percentage of contracted UDA delivered 2016 & 2017



Month	Adjusted Scheduled Activity (UDA)	
	2016	2017
April	297	196
May	694	642
June	1,200	993
July	1,597	1,400
August	2,335	1,631
September	2,801	1,926
October	3,014	2,395
November	3,571	2,786
December	4,073	3,231
January	4,340	
February	4,866	
March	5,276	
April	5,411	
May	5,409	
June	5,410	

QUALITY

	Quantity	Base Number	Contract	AT	Region	England
% of FP17s for the same patient ID Re-attending within 3 months - Children	63	609	10.3%	9.9%	11.9%	12.4%
% of FP17s for the same patient ID Re-attending within 3 months - Adults	172	1,168	14.7%	15.8%	16.5%	16.6%
% of FP17s for the same patient ID Re-attending between 3 & 9 months - Children	360	609	59.1%	59.0%	60.2%	57.5%
% of FP17s for the same patient ID Re-attending between 3 & 9 months - Adults	595	1,168	50.9%	51.0%	52.0%	50.4%
% of FP17s for Band 1 Urgent Courses	192	1,688	11.4%	9.5%	9.5%	9.1%
% of FP17s Relating to Free Repair or Replacements	5	1,688	0.3%	0.6%	0.7%	0.8%
% of FP17s Relating to Continuations	7	1,688	0.4%	1.1%	1.2%	1.3%
% of Patients satisfied with the dentistry they have received	3	3	N/A	92.5%	92.9%	92.7%
% of Patients satisfied with the time they had to wait for an appointment	2	3	N/A	89.3%	88.8%	88.8%

* This is based on patients treated on this contract for their most recent course of treatment. Figures in italics indicate the base number of FP17s or Patient Questionnaire responses are less than 100. N/A is shown where the base number of responses is less than 10 during the period. % is calculated as Quantity/Base number*100

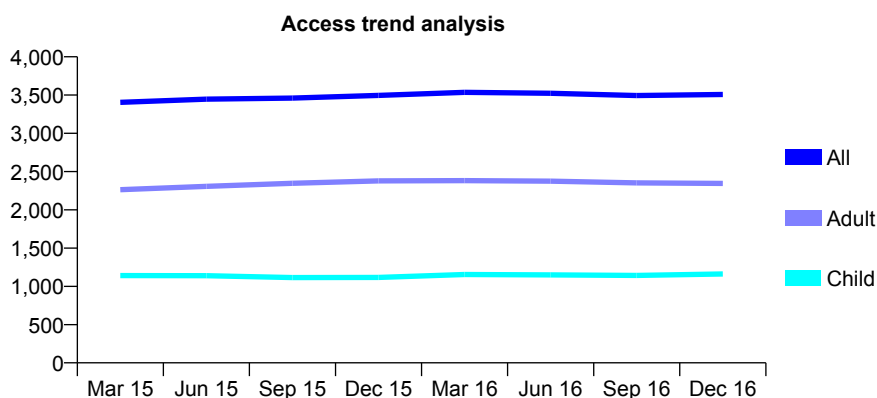
Q68 - Vital Signs At a Glance Contract Report for 674885/0001 - December 2016

Name or company name	MR HR DARAFSHIAN
Contract type name	GDS Contract
Purpose of contract	General
Contract start date	01/04/2006
Contract end date	

16/17 Contracted general activity (UDA)	11,085
Carry forward general activity (UDA)	0
16/17 Contracted orthodontic activity (UOA)	0
Carry forward orthodontic activity (UOA)	0
Baseline contract value	£300,922.32

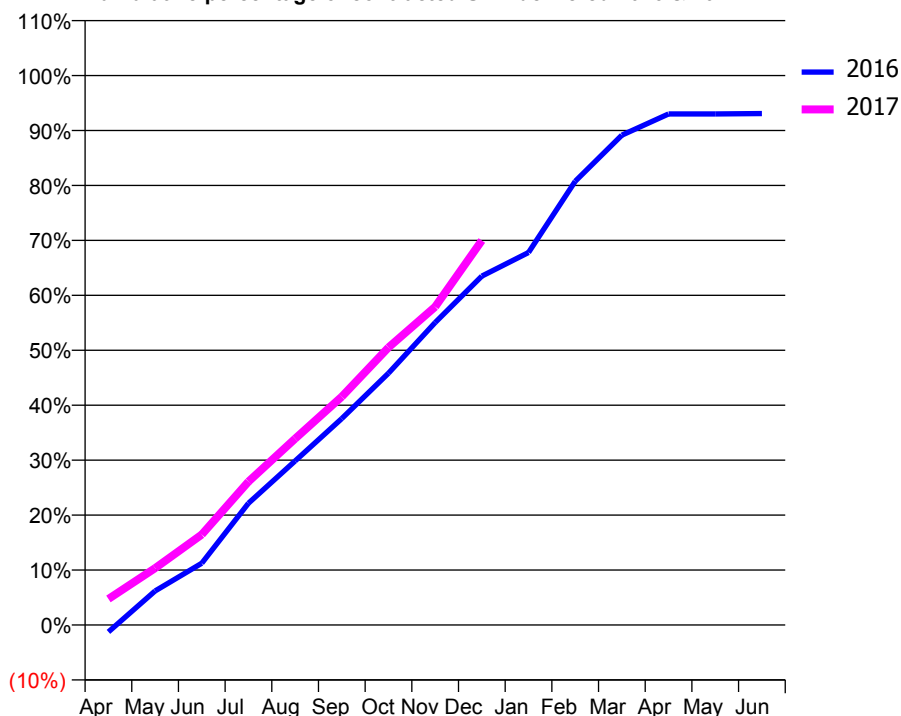
ACCESS*

Patients seen in 24 months	Total	Change since previous quarter
Quarter ending December 2015	3,495	
Quarter ending March 2016	3,536	→
Quarter ending June 2016	3,524	→
Quarter ending September 2016	3,494	→
Quarter ending December 2016	3,507	→
Variance since December 2015	0.3%	→



ACTIVITY

Cumulative percentage of contracted UDA delivered 2016 & 2017



Month	Adjusted Scheduled Activity (UDA)	
	2016	2017
April	-140	525
May	687	1,147
June	1,246	1,826
July	2,456	2,893
August	3,309	3,759
September	4,166	4,607
October	5,081	5,598
November	6,103	6,420
December	7,038	7,756
January	7,515	
February	8,952	
March	9,881	
April	10,310	
May	10,310	
June	10,316	

QUALITY

	Quantity	Base Number	Contract	AT	Region	England
% of FP17s for the same patient ID Re-attending within 3 months - Children	148	1,503	9.8%	9.9%	11.9%	12.4%
% of FP17s for the same patient ID Re-attending within 3 months - Adults	479	2,511	19.1%	15.8%	16.5%	16.6%
% of FP17s for the same patient ID Re-attending between 3 & 9 months - Children	944	1,503	62.8%	59.0%	60.2%	57.5%
% of FP17s for the same patient ID Re-attending between 3 & 9 months - Adults	1,307	2,511	52.1%	51.0%	52.0%	50.4%
% of FP17s for Band 1 Urgent Courses	671	3,783	17.7%	9.5%	9.5%	9.1%
% of FP17s Relating to Free Repair or Replacements	1	3,783	0.0%	0.6%	0.7%	0.8%
% of FP17s Relating to Continuations	18	3,783	0.5%	1.1%	1.2%	1.3%
% of Patients satisfied with the dentistry they have received	3	4	N/A	92.5%	92.9%	92.7%
% of Patients satisfied with the time they had to wait for an appointment	4	4	N/A	89.3%	88.8%	88.8%

* This is based on patients treated on this contract for their most recent course of treatment. Figures in italics indicate the base number of FP17s or Patient Questionnaire responses are less than 100. N/A is shown where the base number of responses is less than 10 during the period. % is calculated as Quantity/Base number*100

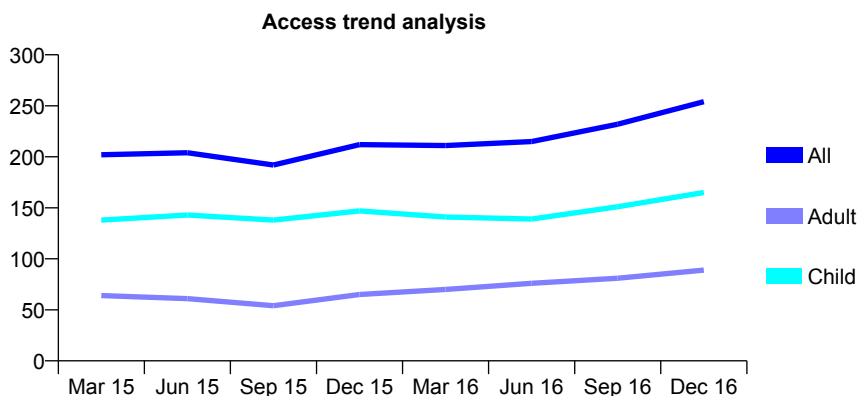
Q68 - Vital Signs At a Glance Contract Report for 674885/0002 - December 2016

Name or company name	MR HR DARAFSHIAN
Contract type name	GDS Contract
Purpose of contract	General
Contract start date	01/04/2010
Contract end date	

16/17 Contracted general activity (UDA)	1,000
Carry forward general activity (UDA)	0
16/17 Contracted orthodontic activity (UOA)	0
Carry forward orthodontic activity (UOA)	0
Baseline contract value	£27,146.80

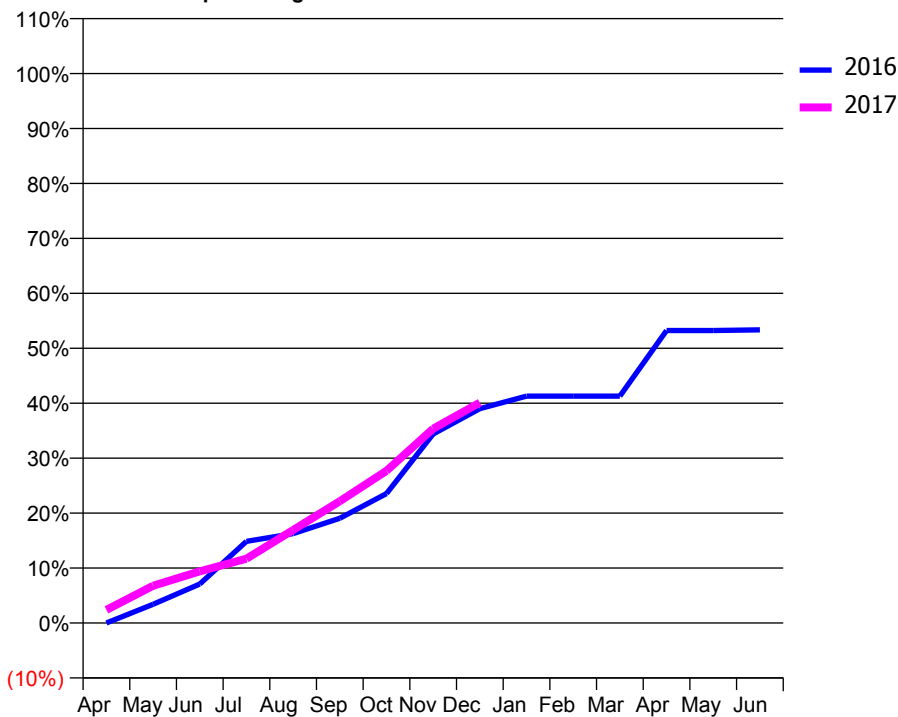
ACCESS*

Patients seen in 24 months	Total	Change since previous quarter
Quarter ending December 2015	212	
Quarter ending March 2016	211	→
Quarter ending June 2016	215	→
Quarter ending September 2016	232	↑
Quarter ending December 2016	254	↑
Variance since December 2015	19.8%	↑



ACTIVITY

Cumulative percentage of contracted UDA delivered 2016 & 2017



Adjusted Scheduled Activity (UDA)

Month	2016	2017
April	0	24
May	34	68
June	71	94
July	149	117
August	163	169
September	191	222
October	236	277
November	344	354
December	390	401
January	413	
February	413	
March	413	
April	532	
May	532	
June	533	

QUALITY

	Quantity	Base Number	Contract	AT	Region	England
% of FP17s for the same patient ID Re-attending within 3 months - Children	14	214	6.5%	9.9%	11.9%	12.4%
% of FP17s for the same patient ID Re-attending within 3 months - Adults	11	79	13.9%	15.8%	16.5%	16.6%
% of FP17s for the same patient ID Re-attending between 3 & 9 months - Children	127	214	59.3%	59.0%	60.2%	57.5%
% of FP17s for the same patient ID Re-attending between 3 & 9 months - Adults	28	79	35.4%	51.0%	52.0%	50.4%
% of FP17s for Band 1 Urgent Courses	25	237	10.5%	9.5%	9.5%	9.1%
% of FP17s Relating to Free Repair or Replacements	0	237	0.0%	0.6%	0.7%	0.8%
% of FP17s Relating to Continuations	0	237	0.0%	1.1%	1.2%	1.3%
% of Patients satisfied with the dentistry they have received	0	0	N/A	92.5%	92.9%	92.7%
% of Patients satisfied with the time they had to wait for an appointment	0	0	N/A	89.3%	88.8%	88.8%

* This is based on patients treated on this contract for their most recent course of treatment. Figures in italics indicate the base number of FP17s or Patient Questionnaire responses are less than 100. N/A is shown where the base number of responses is less than 10 during the period. % is calculated as Quantity/Base number*100

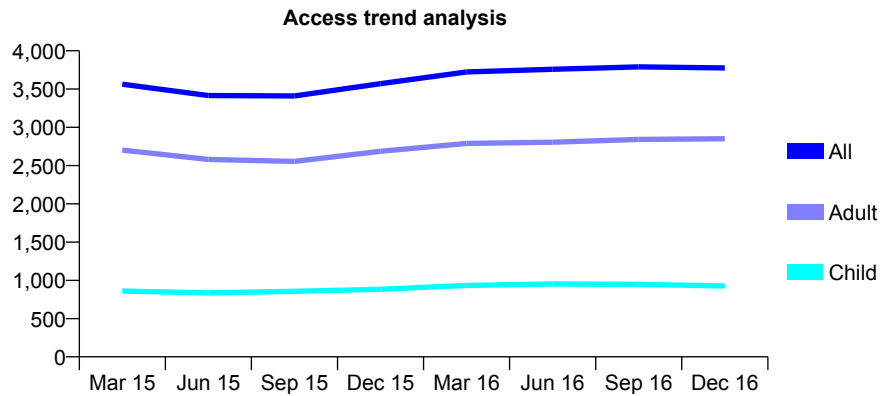
Q68 - Vital Signs At a Glance Contract Report for 677302/0001 - December 2016

Name or company name	MR M POURANI
Contract type name	GDS Contract
Purpose of contract	General
Contract start date	01/04/2006
Contract end date	

16/17 Contracted general activity (UDA)	14,100
Carry forward general activity (UDA)	0
16/17 Contracted orthodontic activity (UOA)	0
Carry forward orthodontic activity (UOA)	0
Baseline contract value	£452,180.36

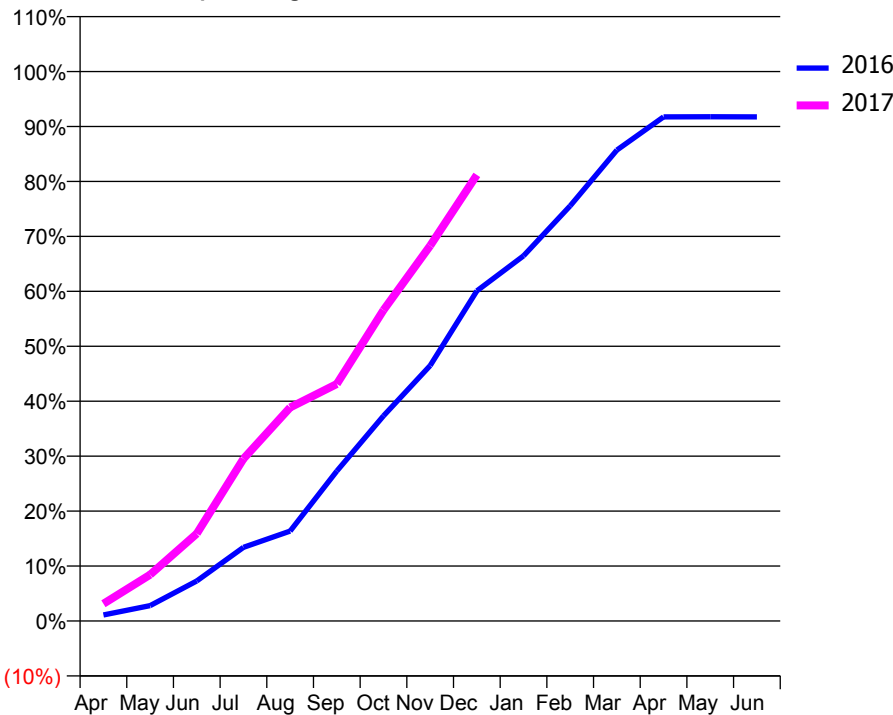
ACCESS*

Patients seen in 24 months	Total	Change since previous quarter
Quarter ending December 2015	3,570	
Quarter ending March 2016	3,724	↑
Quarter ending June 2016	3,758	→
Quarter ending September 2016	3,790	→
Quarter ending December 2016	3,776	→
Variance since December 2015	5.8%	↑



ACTIVITY

Cumulative percentage of contracted UDA delivered 2016 & 2017



Month	Adjusted Scheduled Activity (UDA)	
	2016	2017
April	155	445
May	394	1,188
June	1,027	2,242
July	1,890	4,163
August	2,308	5,479
September	3,847	6,081
October	5,265	7,977
November	6,554	9,631
December	8,472	11,446
January	9,369	
February	10,652	
March	12,085	
April	12,936	
May	12,938	
June	12,936	

QUALITY

	Quantity	Base Number	Contract	AT	Region	England
% of FP17s for the same patient ID Re-attending within 3 months - Children	34	976	3.5%	9.9%	11.9%	12.4%
% of FP17s for the same patient ID Re-attending within 3 months - Adults	287	3,052	9.4%	15.8%	16.5%	16.6%
% of FP17s for the same patient ID Re-attending between 3 & 9 months - Children	564	976	57.8%	59.0%	60.2%	57.5%
% of FP17s for the same patient ID Re-attending between 3 & 9 months - Adults	1,918	3,052	62.8%	51.0%	52.0%	50.4%
% of FP17s for Band 1 Urgent Courses	53	3,791	1.4%	9.5%	9.5%	9.1%
% of FP17s Relating to Free Repair or Replacements	19	3,791	0.5%	0.6%	0.7%	0.8%
% of FP17s Relating to Continuations	34	3,791	0.9%	1.1%	1.2%	1.3%
% of Patients satisfied with the dentistry they have received	5	7	N/A	92.5%	92.9%	92.7%
% of Patients satisfied with the time they had to wait for an appointment	7	7	N/A	89.3%	88.8%	88.8%

* This is based on patients treated on this contract for their most recent course of treatment. Figures in italics indicate the base number of FP17s or Patient Questionnaire responses are less than 100. N/A is shown where the base number of responses is less than 10 during the period. % is calculated as Quantity/Base number*100

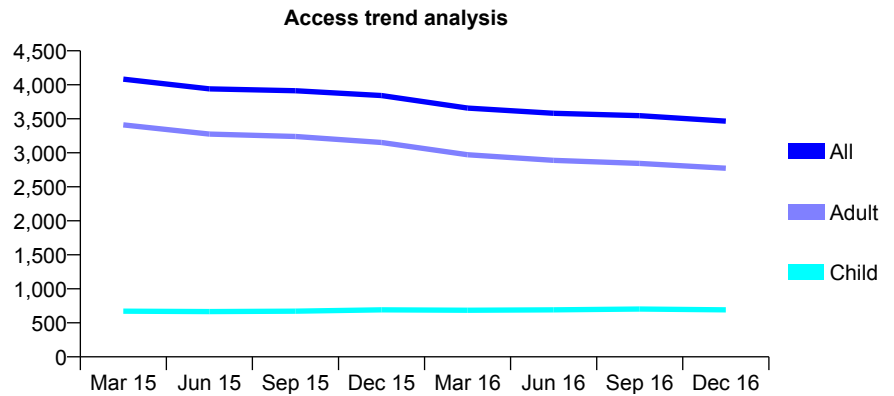
Q68 - Vital Signs At a Glance Contract Report for 680885/0002 - December 2016

Name or company name	MR A JAFARI
Contract type name	GDS Contract
Purpose of contract	General
Contract start date	01/07/2010
Contract end date	

16/17 Contracted general activity (UDA)	9,714
Carry forward general activity (UDA)	96
16/17 Contracted orthodontic activity (UOA)	0
Carry forward orthodontic activity (UOA)	0
Baseline contract value	£258,064.40

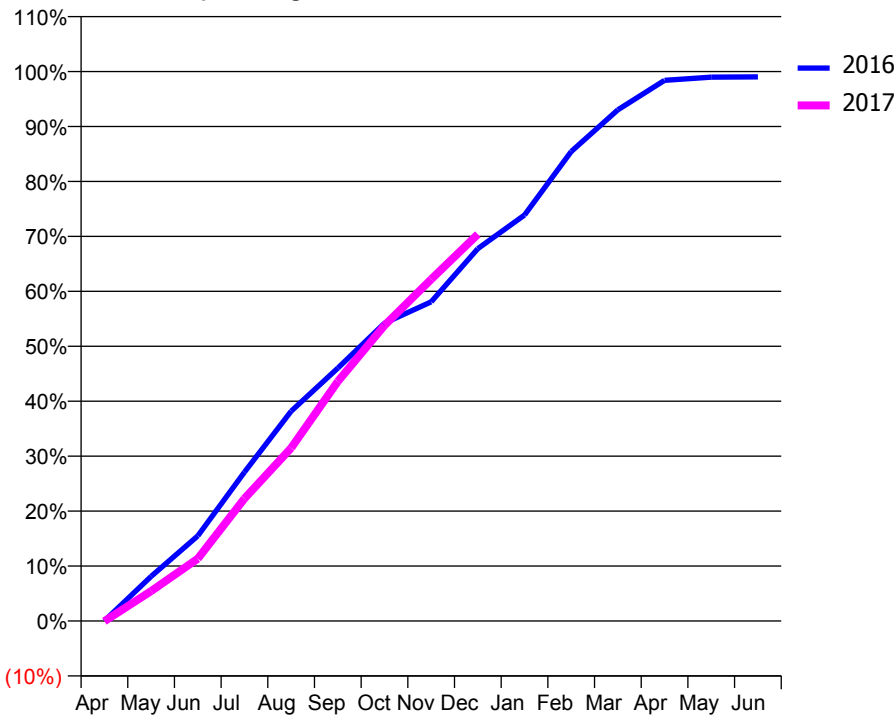
ACCESS*

Patients seen in 24 months	Total	Change since previous quarter
Quarter ending December 2015	3,843	
Quarter ending March 2016	3,657	↓
Quarter ending June 2016	3,581	↓
Quarter ending September 2016	3,546	→
Quarter ending December 2016	3,465	↓
Variance since December 2015	(9.8%)	↓



ACTIVITY

Cumulative percentage of contracted UDA delivered 2016 & 2017



Month	Adjusted Scheduled Activity (UDA)	
	2016	2017
April	4	-5
May	788	529
June	1,506	1,103
July	2,632	2,165
August	3,710	3,058
September	4,471	4,236
October	5,265	5,225
November	5,642	6,041
December	6,582	6,837
January	7,178	
February	8,299	
March	9,037	
April	9,557	
May	9,614	
June	9,618	

QUALITY

	Quantity	Base Number	Contract	AT	Region	England
% of FP17s for the same patient ID Re-attending within 3 months - Children	46	685	6.7%	9.9%	11.9%	12.4%
% of FP17s for the same patient ID Re-attending within 3 months - Adults	342	2,194	15.6%	15.8%	16.5%	16.6%
% of FP17s for the same patient ID Re-attending between 3 & 9 months - Children	326	685	47.6%	59.0%	60.2%	57.5%
% of FP17s for the same patient ID Re-attending between 3 & 9 months - Adults	786	2,194	35.8%	51.0%	52.0%	50.4%
% of FP17s for Band 1 Urgent Courses	273	2,629	10.4%	9.5%	9.5%	9.1%
% of FP17s Relating to Free Repair or Replacements	12	2,629	0.5%	0.6%	0.7%	0.8%
% of FP17s Relating to Continuations	42	2,629	1.6%	1.1%	1.2%	1.3%
% of Patients satisfied with the dentistry they have received	1	3	N/A	92.5%	92.9%	92.7%
% of Patients satisfied with the time they had to wait for an appointment	2	3	N/A	89.3%	88.8%	88.8%

* This is based on patients treated on this contract for their most recent course of treatment. Figures in italics indicate the base number of FP17s or Patient Questionnaire responses are less than 100. N/A is shown where the base number of responses is less than 10 during the period. % is calculated as Quantity/Base number*100

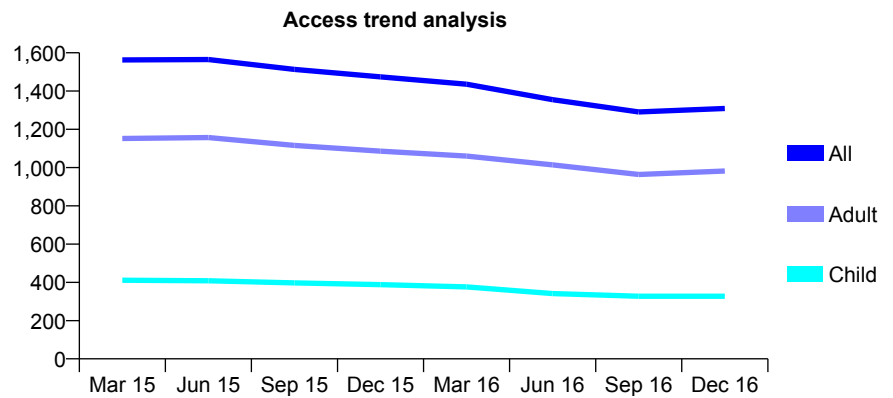
Q68 - Vital Signs At a Glance Contract Report for 680885/0003 - December 2016

Name or company name	MR A JAFARI
Contract type name	GDS Contract
Purpose of contract	General
Contract start date	01/02/2013
Contract end date	

16/17 Contracted general activity (UDA)	5,000
Carry forward general activity (UDA)	0
16/17 Contracted orthodontic activity (UOA)	0
Carry forward orthodontic activity (UOA)	0
Baseline contract value	£129,449.60

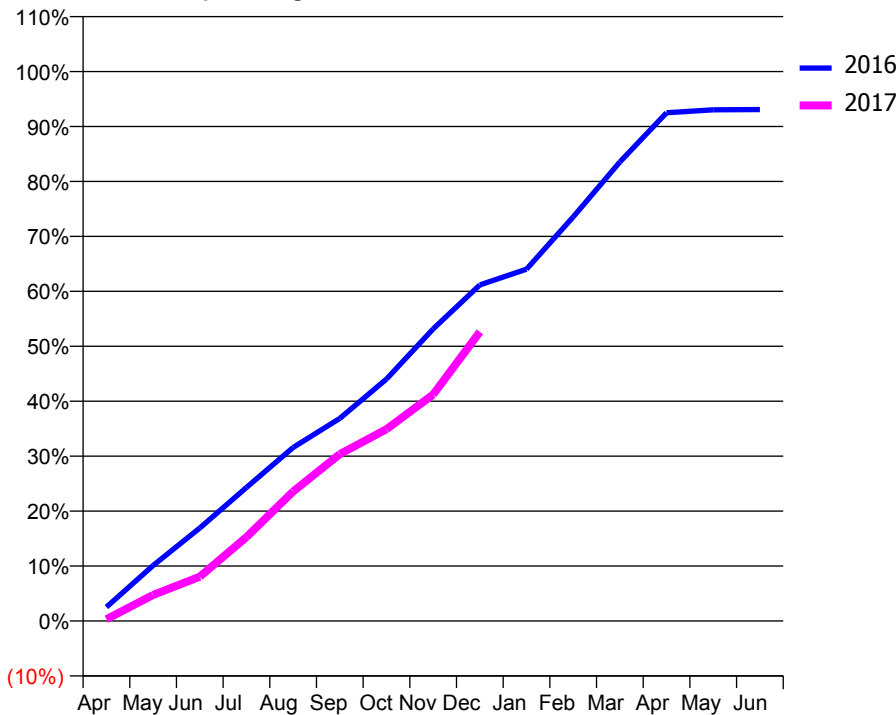
ACCESS*

Patients seen in 24 months	Total	Change since previous quarter
Quarter ending December 2015	1,474	
Quarter ending March 2016	1,436	↓
Quarter ending June 2016	1,355	↓
Quarter ending September 2016	1,291	↓
Quarter ending December 2016	1,309	→
Variance since December 2015	(11.2%)	↓



ACTIVITY

Cumulative percentage of contracted UDA delivered 2016 & 2017



Month	Adjusted Scheduled Activity (UDA)	
	2016	2017
April	126	17
May	505	237
June	846	404
July	1,215	763
August	1,579	1,178
September	1,843	1,519
October	2,201	1,746
November	2,658	2,061
December	3,058	2,631
January	3,201	
February	3,678	
March	4,177	
April	4,625	
May	4,651	
June	4,654	

QUALITY

	Quantity	Base Number	Contract	AT	Region	England
% of FP17s for the same patient ID Re-attending within 3 months - Children	14	227	6.2%	9.9%	11.9%	12.4%
% of FP17s for the same patient ID Re-attending within 3 months - Adults	110	669	16.4%	15.8%	16.5%	16.6%
% of FP17s for the same patient ID Re-attending between 3 & 9 months - Children	88	227	38.8%	59.0%	60.2%	57.5%
% of FP17s for the same patient ID Re-attending between 3 & 9 months - Adults	215	669	32.1%	51.0%	52.0%	50.4%
% of FP17s for Band 1 Urgent Courses	89	720	12.4%	9.5%	9.5%	9.1%
% of FP17s Relating to Free Repair or Replacements	6	720	0.8%	0.6%	0.7%	0.8%
% of FP17s Relating to Continuations	11	720	1.5%	1.1%	1.2%	1.3%
% of Patients satisfied with the dentistry they have received	1	1	N/A	92.5%	92.9%	92.7%
% of Patients satisfied with the time they had to wait for an appointment	1	1	N/A	89.3%	88.8%	88.8%

* This is based on patients treated on this contract for their most recent course of treatment. Figures in italics indicate the base number of FP17s or Patient Questionnaire responses are less than 100. N/A is shown where the base number of responses is less than 10 during the period. % is calculated as Quantity/Base number*100

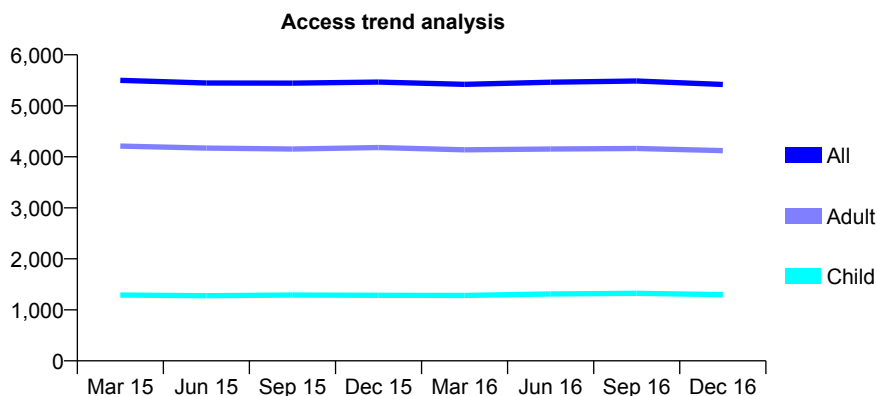
Q68 - Vital Signs At a Glance Contract Report for 680923/0001 - December 2016

Name or company name	MR K AMIRAZODY
Contract type name	GDS Contract
Purpose of contract	General
Contract start date	01/04/2006
Contract end date	

16/17 Contracted general activity (UDA)	15,830
Carry forward general activity (UDA)	-59
16/17 Contracted orthodontic activity (UOA)	0
Carry forward orthodontic activity (UOA)	0
Baseline contract value	£441,570.33

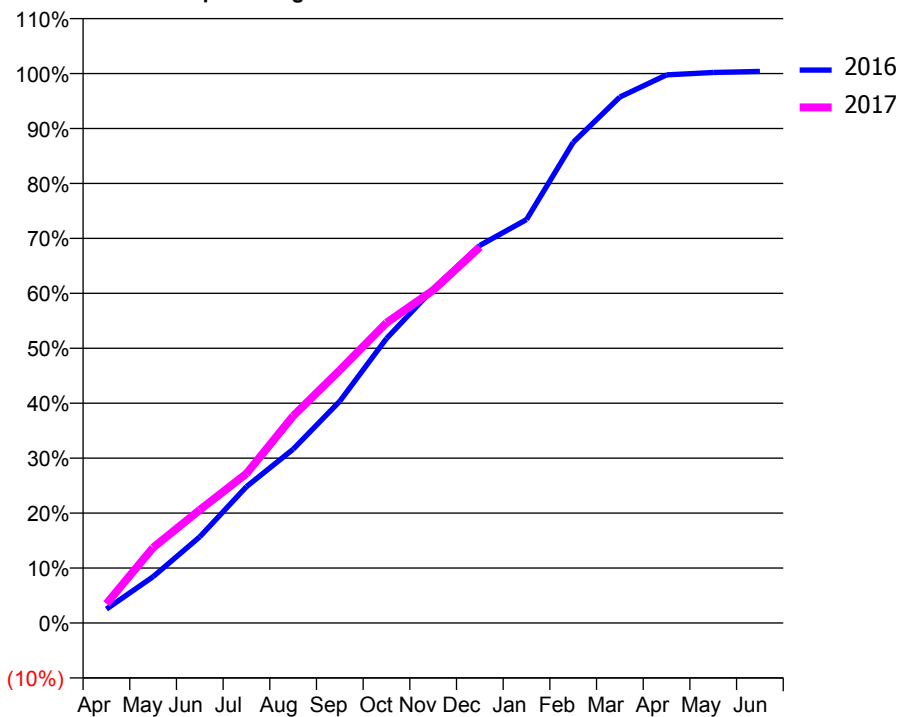
ACCESS*

Patients seen in 24 months	Total	Change since previous quarter
Quarter ending December 2015	5,466	
Quarter ending March 2016	5,420	→
Quarter ending June 2016	5,464	→
Quarter ending September 2016	5,486	→
Quarter ending December 2016	5,419	↓
Variance since December 2015	(0.9%)	→



ACTIVITY

Cumulative percentage of contracted UDA delivered 2016 & 2017



Month	Adjusted Scheduled Activity (UDA)	
	2016	2017
April	401	555
May	1,336	2,171
June	2,485	3,258
July	3,927	4,304
August	5,009	5,963
September	6,389	7,286
October	8,195	8,648
November	9,620	9,585
December	10,877	10,830
January	11,622	
February	13,846	
March	15,153	
April	15,789	
May	15,861	
June	15,889	

QUALITY

	Quantity	Base Number	Contract	AT	Region	England
% of FP17s for the same patient ID Re-attending within 3 months - Children	40	1,162	3.4%	9.9%	11.9%	12.4%
% of FP17s for the same patient ID Re-attending within 3 months - Adults	442	3,800	11.6%	15.8%	16.5%	16.6%
% of FP17s for the same patient ID Re-attending between 3 & 9 months - Children	541	1,162	46.6%	59.0%	60.2%	57.5%
% of FP17s for the same patient ID Re-attending between 3 & 9 months - Adults	1,962	3,800	51.6%	51.0%	52.0%	50.4%
% of FP17s for Band 1 Urgent Courses	58	4,670	1.2%	9.5%	9.5%	9.1%
% of FP17s Relating to Free Repair or Replacements	24	4,670	0.5%	0.6%	0.7%	0.8%
% of FP17s Relating to Continuations	26	4,670	0.6%	1.1%	1.2%	1.3%
% of Patients satisfied with the dentistry they have received	8	8	N/A	92.5%	92.9%	92.7%
% of Patients satisfied with the time they had to wait for an appointment	8	8	N/A	89.3%	88.8%	88.8%

* This is based on patients treated on this contract for their most recent course of treatment. Figures in italics indicate the base number of FP17s or Patient Questionnaire responses are less than 100. N/A is shown where the base number of responses is less than 10 during the period. % is calculated as Quantity/Base number*100

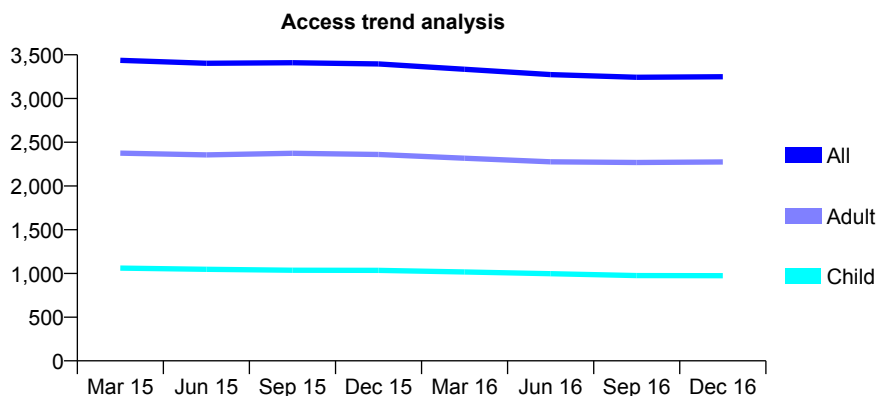
Q68 - Vital Signs At a Glance Contract Report for 681881/0001 - December 2016

Name or company name	MR S YOURDASHAHYAN
Contract type name	GDS Contract
Purpose of contract	General
Contract start date	01/04/2006
Contract end date	

16/17 Contracted general activity (UDA)	8,170
Carry forward general activity (UDA)	-163
16/17 Contracted orthodontic activity (UOA)	0
Carry forward orthodontic activity (UOA)	0
Baseline contract value	£249,906.88

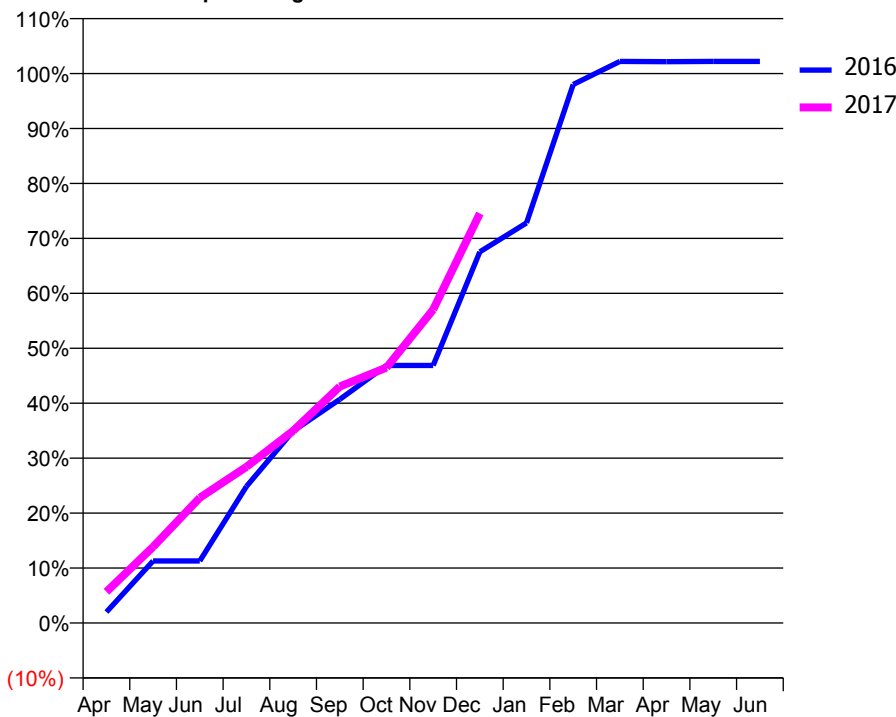
ACCESS*

Patients seen in 24 months	Total	Change since previous quarter
Quarter ending December 2015	3,395	
Quarter ending March 2016	3,335	↓
Quarter ending June 2016	3,273	↓
Quarter ending September 2016	3,243	→
Quarter ending December 2016	3,249	→
Variance since December 2015	(4.3%)	↓



ACTIVITY

Cumulative percentage of contracted UDA delivered 2016 & 2017



Month	Adjusted Scheduled Activity (UDA)	
	2016	2017
April	163	464
May	923	1,133
June	923	1,863
July	2,031	2,323
August	2,853	2,859
September	3,326	3,516
October	3,829	3,798
November	3,829	4,660
December	5,519	6,090
January	5,950	
February	8,006	
March	8,349	
April	8,345	
May	8,350	
June	8,350	

QUALITY

	Quantity	Base Number	Contract	AT	Region	England
% of FP17s for the same patient ID Re-attending within 3 months - Children	52	962	5.4%	9.9%	11.9%	12.4%
% of FP17s for the same patient ID Re-attending within 3 months - Adults	185	1,810	10.2%	15.8%	16.5%	16.6%
% of FP17s for the same patient ID Re-attending between 3 & 9 months - Children	548	962	57.0%	59.0%	60.2%	57.5%
% of FP17s for the same patient ID Re-attending between 3 & 9 months - Adults	742	1,810	41.0%	51.0%	52.0%	50.4%
% of FP17s for Band 1 Urgent Courses	340	2,763	12.3%	9.5%	9.5%	9.1%
% of FP17s Relating to Free Repair or Replacements	3	2,763	0.1%	0.6%	0.7%	0.8%
% of FP17s Relating to Continuations	3	2,763	0.1%	1.1%	1.2%	1.3%
% of Patients satisfied with the dentistry they have received	5	5	N/A	92.5%	92.9%	92.7%
% of Patients satisfied with the time they had to wait for an appointment	4	5	N/A	89.3%	88.8%	88.8%

* This is based on patients treated on this contract for their most recent course of treatment. Figures in italics indicate the base number of FP17s or Patient Questionnaire responses are less than 100. N/A is shown where the base number of responses is less than 10 during the period. % is calculated as Quantity/Base number*100

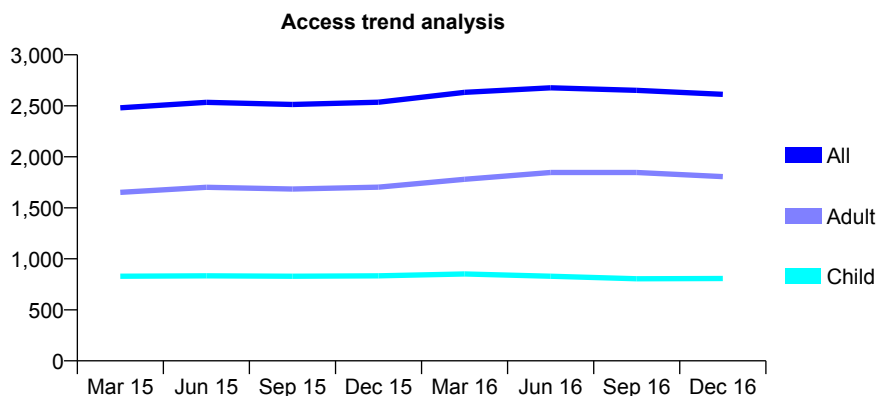
Q68 - Vital Signs At a Glance Contract Report for 683736/0001 - December 2016

Name or company name	MRS A RAHIM
Contract type name	GDS Contract
Purpose of contract	General
Contract start date	01/03/2008
Contract end date	

16/17 Contracted general activity (UDA)	6,800
Carry forward general activity (UDA)	108
16/17 Contracted orthodontic activity (UOA)	0
Carry forward orthodontic activity (UOA)	0
Baseline contract value	£164,090.61

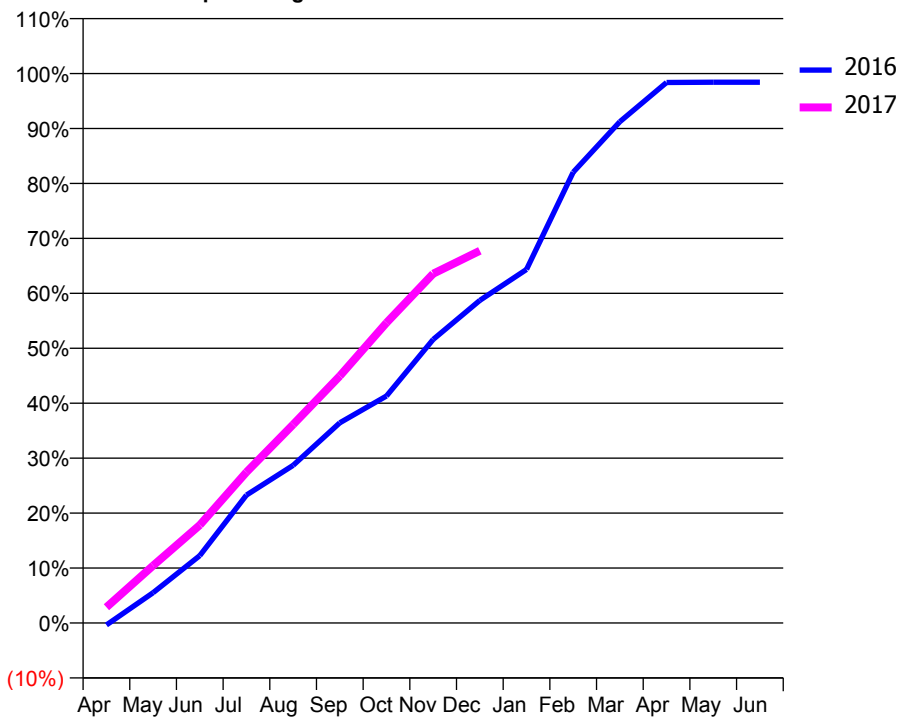
ACCESS*

Patients seen in 24 months	Total	Change since previous quarter
Quarter ending December 2015	2,535	
Quarter ending March 2016	2,632	↑
Quarter ending June 2016	2,677	→
Quarter ending September 2016	2,651	→
Quarter ending December 2016	2,613	↓
Variance since December 2015	3.1%	↑



ACTIVITY

Cumulative percentage of contracted UDA delivered 2016 & 2017



Month	Adjusted Scheduled Activity (UDA)	
	2016	2017
April	-25	196
May	375	711
June	834	1,212
July	1,583	1,868
August	1,951	2,456
September	2,478	3,056
October	2,809	3,715
November	3,509	4,323
December	3,993	4,606
January	4,376	
February	5,578	
March	6,204	
April	6,689	
May	6,692	
June	6,692	

QUALITY

	Quantity	Base Number	Contract	AT	Region	England
% of FP17s for the same patient ID Re-attending within 3 months - Children	32	745	4.3%	9.9%	11.9%	12.4%
% of FP17s for the same patient ID Re-attending within 3 months - Adults	312	1,644	19.0%	15.8%	16.5%	16.6%
% of FP17s for the same patient ID Re-attending between 3 & 9 months - Children	417	745	56.0%	59.0%	60.2%	57.5%
% of FP17s for the same patient ID Re-attending between 3 & 9 months - Adults	688	1,644	41.8%	51.0%	52.0%	50.4%
% of FP17s for Band 1 Urgent Courses	258	2,204	11.7%	9.5%	9.5%	9.1%
% of FP17s Relating to Free Repair or Replacements	4	2,204	0.2%	0.6%	0.7%	0.8%
% of FP17s Relating to Continuations	46	2,204	2.1%	1.1%	1.2%	1.3%
% of Patients satisfied with the dentistry they have received	4	4	N/A	92.5%	92.9%	92.7%
% of Patients satisfied with the time they had to wait for an appointment	4	4	N/A	89.3%	88.8%	88.8%

* This is based on patients treated on this contract for their most recent course of treatment. Figures in italics indicate the base number of FP17s or Patient Questionnaire responses are less than 100. N/A is shown where the base number of responses is less than 10 during the period. % is calculated as Quantity/Base number*100

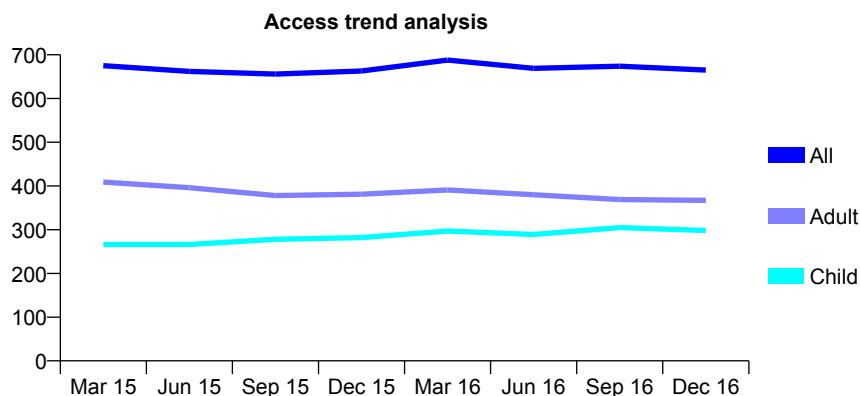
Q68 - Vital Signs At a Glance Contract Report for 684112/0001 - December 2016

Name or company name	MR TS SOOSAIPILLAI
Contract type name	GDS Contract
Purpose of contract	General
Contract start date	01/04/2006
Contract end date	

16/17 Contracted general activity (UDA)	1,978
Carry forward general activity (UDA)	-40
16/17 Contracted orthodontic activity (UOA)	0
Carry forward orthodontic activity (UOA)	0
Baseline contract value	£46,062.33

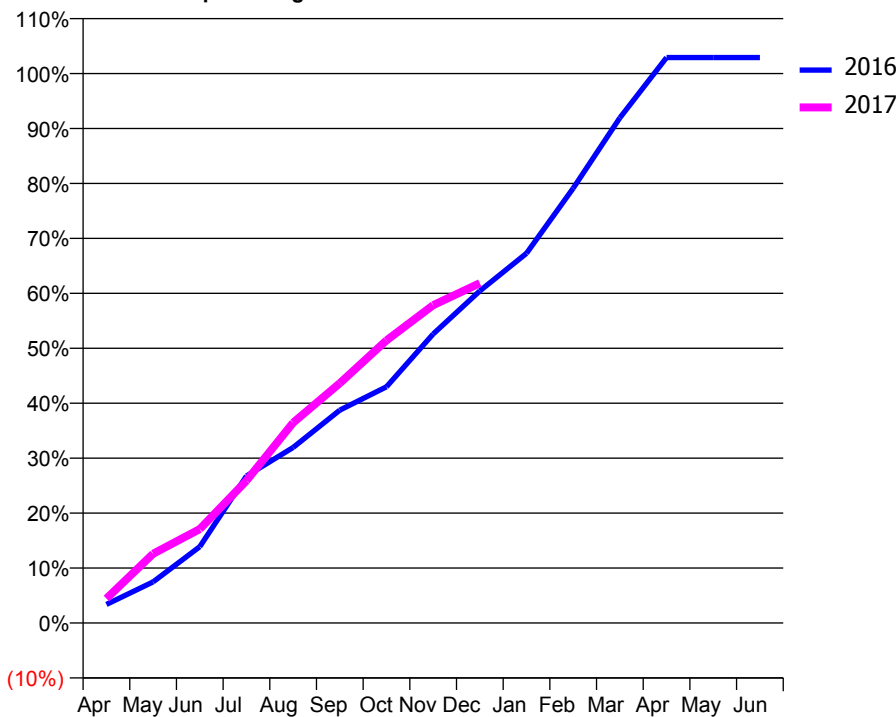
ACCESS*

Patients seen in 24 months	Total	Change since previous quarter
Quarter ending December 2015	663	
Quarter ending March 2016	688	↑
Quarter ending June 2016	669	↓
Quarter ending September 2016	674	→
Quarter ending December 2016	665	↓
Variance since December 2015	0.3%	→



ACTIVITY

Cumulative percentage of contracted UDA delivered 2016 & 2017



Month	Adjusted Scheduled Activity (UDA)	
	2016	2017
April	67	88
May	148	249
June	275	338
July	529	512
August	632	721
September	766	863
October	850	1,017
November	1,041	1,144
December	1,196	1,223
January	1,331	
February	1,565	
March	1,819	
April	2,036	
May	2,036	
June	2,036	

QUALITY

	Quantity	Base Number	Contract	AT	Region	England
% of FP17s for the same patient ID Re-attending within 3 months - Children	44	409	10.8%	9.9%	11.9%	12.4%
% of FP17s for the same patient ID Re-attending within 3 months - Adults	30	341	8.8%	15.8%	16.5%	16.6%
% of FP17s for the same patient ID Re-attending between 3 & 9 months - Children	288	409	70.4%	59.0%	60.2%	57.5%
% of FP17s for the same patient ID Re-attending between 3 & 9 months - Adults	234	341	68.6%	51.0%	52.0%	50.4%
% of FP17s for Band 1 Urgent Courses	6	662	0.9%	9.5%	9.5%	9.1%
% of FP17s Relating to Free Repair or Replacements	1	662	0.2%	0.6%	0.7%	0.8%
% of FP17s Relating to Continuations	0	662	0.0%	1.1%	1.2%	1.3%
% of Patients satisfied with the dentistry they have received	0	0	N/A	92.5%	92.9%	92.7%
% of Patients satisfied with the time they had to wait for an appointment	0	0	N/A	89.3%	88.8%	88.8%

* This is based on patients treated on this contract for their most recent course of treatment. Figures in italics indicate the base number of FP17s or Patient Questionnaire responses are less than 100. N/A is shown where the base number of responses is less than 10 during the period. % is calculated as Quantity/Base number*100

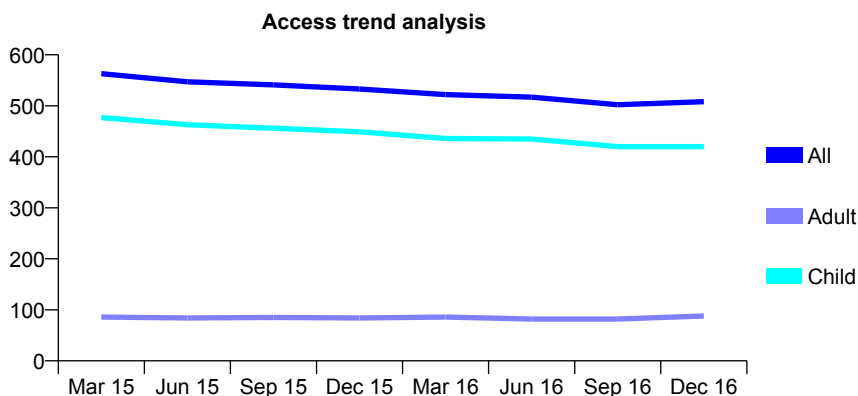
Q68 - Vital Signs At a Glance Contract Report for 688746/0001 - December 2016

Name or company name	MR G KHEDUN
Contract type name	GDS Contract
Purpose of contract	General
Contract start date	18/09/2008
Contract end date	

16/17 Contracted general activity (UDA)	822
Carry forward general activity (UDA)	-3
16/17 Contracted orthodontic activity (UOA)	0
Carry forward orthodontic activity (UOA)	0
Baseline contract value	£18,949.77

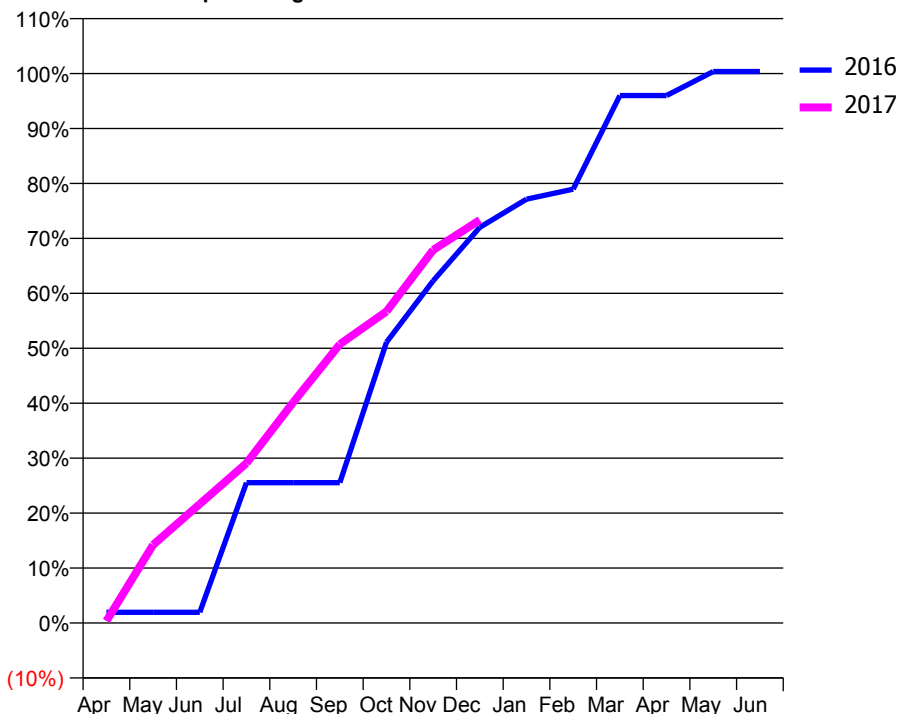
ACCESS*

Patients seen in 24 months	Total	Change since previous quarter
Quarter ending December 2015	533	
Quarter ending March 2016	522	↓
Quarter ending June 2016	517	→
Quarter ending September 2016	502	↓
Quarter ending December 2016	508	→
Variance since December 2015	(4.7%)	↓



ACTIVITY

Cumulative percentage of contracted UDA delivered 2016 & 2017



Month	Adjusted Scheduled Activity (UDA)	
	2016	2017
April	16	3
May	16	117
June	16	178
July	210	239
August	210	330
September	210	417
October	420	466
November	512	558
December	592	603
January	634	
February	649	
March	789	
April	789	
May	825	
June	825	

QUALITY

	Quantity	Base Number	Contract	AT	Region	England
% of FP17s for the same patient ID Re-attending within 3 months - Children	25	489	5.1%	9.9%	11.9%	12.4%
% of FP17s for the same patient ID Re-attending within 3 months - Adults	2	36	5.6%	15.8%	16.5%	16.6%
% of FP17s for the same patient ID Re-attending between 3 & 9 months - Children	329	489	67.3%	59.0%	60.2%	57.5%
% of FP17s for the same patient ID Re-attending between 3 & 9 months - Adults	25	36	69.4%	51.0%	52.0%	50.4%
% of FP17s for Band 1 Urgent Courses	0	494	0.0%	9.5%	9.5%	9.1%
% of FP17s Relating to Free Repair or Replacements	0	494	0.0%	0.6%	0.7%	0.8%
% of FP17s Relating to Continuations	0	494	0.0%	1.1%	1.2%	1.3%
% of Patients satisfied with the dentistry they have received	0	0	N/A	92.5%	92.9%	92.7%
% of Patients satisfied with the time they had to wait for an appointment	0	0	N/A	89.3%	88.8%	88.8%

* This is based on patients treated on this contract for their most recent course of treatment. Figures in italics indicate the base number of FP17s or Patient Questionnaire responses are less than 100. N/A is shown where the base number of responses is less than 10 during the period. % is calculated as Quantity/Base number*100

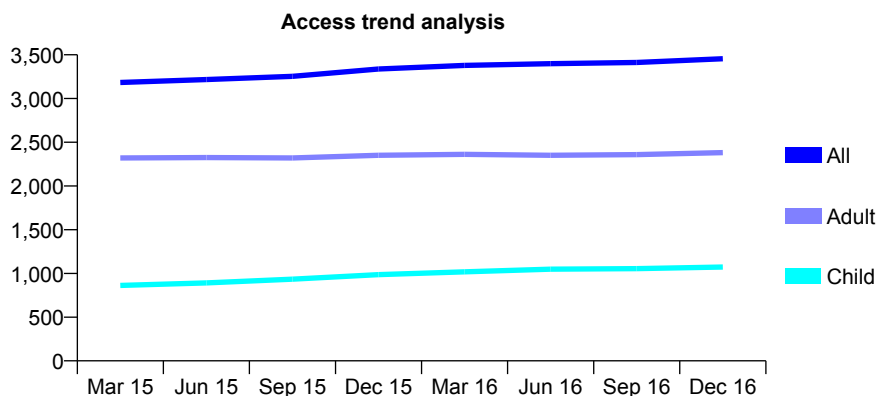
Q68 - Vital Signs At a Glance Contract Report for 689416/0002 - December 2016

Name or company name	MR MB PATEL
Contract type name	GDS Contract
Purpose of contract	General
Contract start date	19/09/2008
Contract end date	

16/17 Contracted general activity (UDA)	10,500
Carry forward general activity (UDA)	-190
16/17 Contracted orthodontic activity (UOA)	0
Carry forward orthodontic activity (UOA)	0
Baseline contract value	£267,881.91

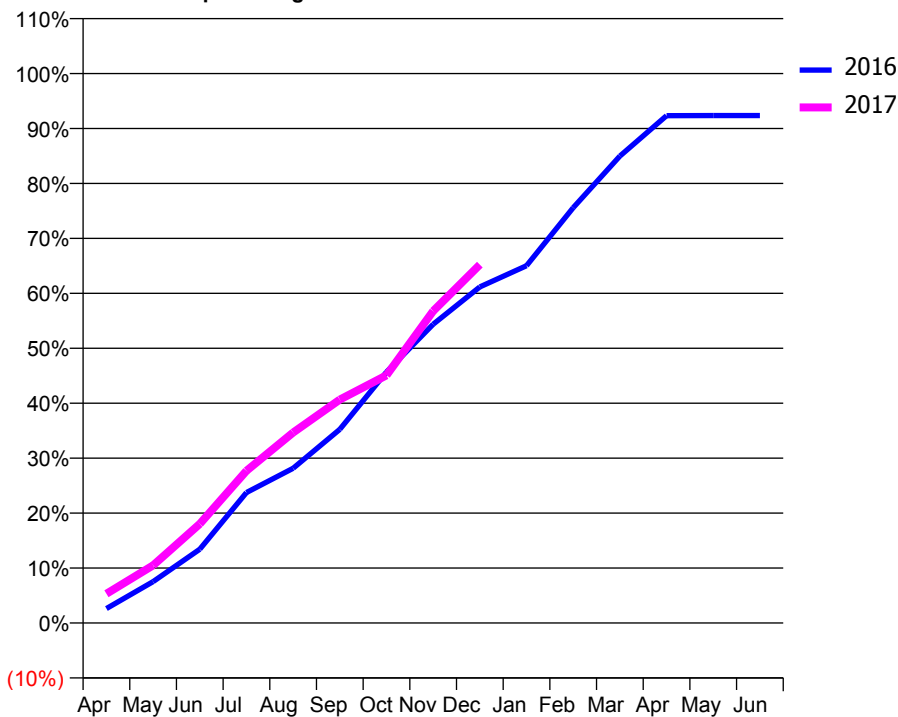
ACCESS*

Patients seen in 24 months	Total	Change since previous quarter
Quarter ending December 2015	3,337	
Quarter ending March 2016	3,379	→
Quarter ending June 2016	3,399	→
Quarter ending September 2016	3,412	→
Quarter ending December 2016	3,455	→
Variance since December 2015	3.5%	↑



ACTIVITY

Cumulative percentage of contracted UDA delivered 2016 & 2017



Month	Adjusted Scheduled Activity (UDA)	
	2016	2017
April	275	558
May	790	1,103
June	1,411	1,894
July	2,492	2,910
August	2,957	3,640
September	3,701	4,268
October	4,797	4,732
November	5,710	5,961
December	6,423	6,847
January	6,829	
February	7,935	
March	8,921	
April	9,695	
May	9,696	
June	9,696	

QUALITY

	Quantity	Base Number	Contract	AT	Region	England
% of FP17s for the same patient ID Re-attending within 3 months - Children	94	1,254	7.5%	9.9%	11.9%	12.4%
% of FP17s for the same patient ID Re-attending within 3 months - Adults	213	1,875	11.4%	15.8%	16.5%	16.6%
% of FP17s for the same patient ID Re-attending between 3 & 9 months - Children	791	1,254	63.1%	59.0%	60.2%	57.5%
% of FP17s for the same patient ID Re-attending between 3 & 9 months - Adults	895	1,875	47.7%	51.0%	52.0%	50.4%
% of FP17s for Band 1 Urgent Courses	232	2,903	8.0%	9.5%	9.5%	9.1%
% of FP17s Relating to Free Repair or Replacements	11	2,903	0.4%	0.6%	0.7%	0.8%
% of FP17s Relating to Continuations	12	2,903	0.4%	1.1%	1.2%	1.3%
% of Patients satisfied with the dentistry they have received	1	2	N/A	92.5%	92.9%	92.7%
% of Patients satisfied with the time they had to wait for an appointment	1	2	N/A	89.3%	88.8%	88.8%

* This is based on patients treated on this contract for their most recent course of treatment. Figures in italics indicate the base number of FP17s or Patient Questionnaire responses are less than 100. N/A is shown where the base number of responses is less than 10 during the period. % is calculated as Quantity/Base number*100

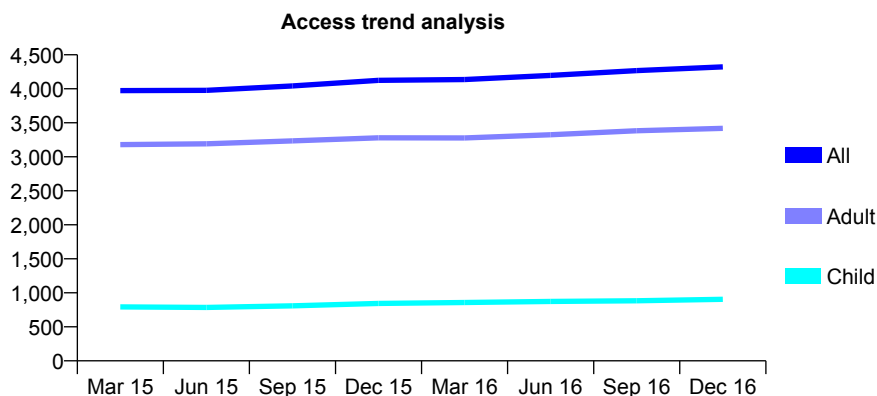
Q68 - Vital Signs At a Glance Contract Report for 692026/0001 - December 2016

Name or company name	MR LE TOLEFE
Contract type name	GDS Contract
Purpose of contract	General
Contract start date	07/09/2007
Contract end date	

16/17 Contracted general activity (UDA)	11,800
Carry forward general activity (UDA)	29
16/17 Contracted orthodontic activity (UOA)	0
Carry forward orthodontic activity (UOA)	0
Baseline contract value	£291,073.89

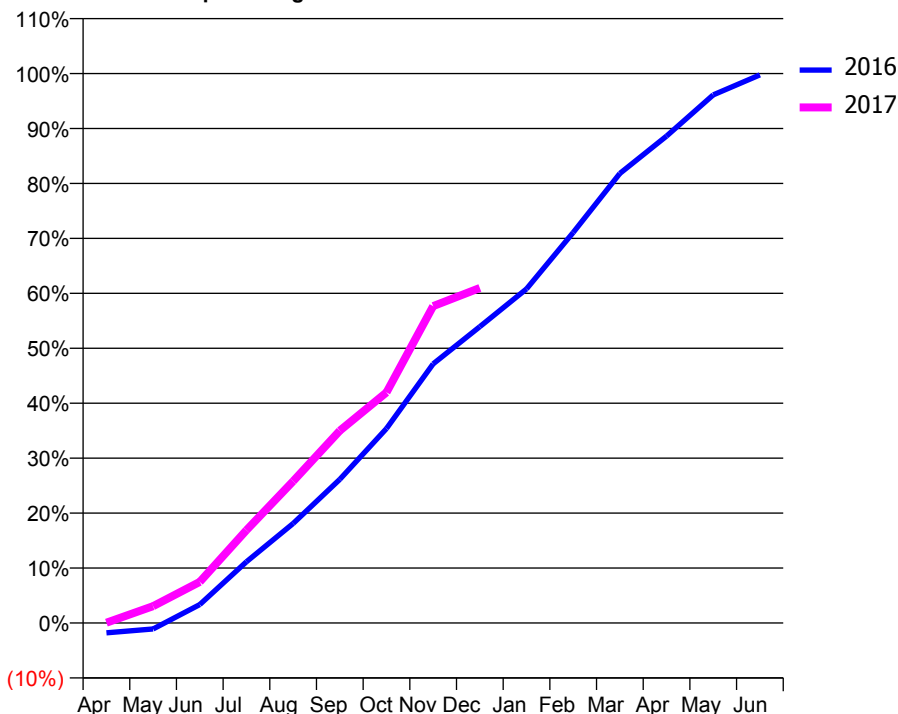
ACCESS*

Patients seen in 24 months	Total	Change since previous quarter
Quarter ending December 2015	4,124	
Quarter ending March 2016	4,136	→
Quarter ending June 2016	4,198	→
Quarter ending September 2016	4,267	→
Quarter ending December 2016	4,323	→
Variance since December 2015	4.8%	↑



ACTIVITY

Cumulative percentage of contracted UDA delivered 2016 & 2017



Month	Adjusted Scheduled Activity (UDA)	
	2016	2017
April	-212	8
May	-132	361
June	398	883
July	1,314	1,993
August	2,138	3,046
September	3,086	4,129
October	4,177	4,951
November	5,566	6,804
December	6,365	7,195
January	7,175	
February	8,387	
March	9,655	
April	10,457	
May	11,340	
June	11,771	

QUALITY

	Quantity	Base Number	Contract	AT	Region	England
% of FP17s for the same patient ID Re-attending within 3 months - Children	50	940	5.3%	9.9%	11.9%	12.4%
% of FP17s for the same patient ID Re-attending within 3 months - Adults	651	3,910	16.6%	15.8%	16.5%	16.6%
% of FP17s for the same patient ID Re-attending between 3 & 9 months - Children	471	940	50.1%	59.0%	60.2%	57.5%
% of FP17s for the same patient ID Re-attending between 3 & 9 months - Adults	2,190	3,910	56.0%	51.0%	52.0%	50.4%
% of FP17s for Band 1 Urgent Courses	124	3,405	3.6%	9.5%	9.5%	9.1%
% of FP17s Relating to Free Repair or Replacements	24	3,405	0.7%	0.6%	0.7%	0.8%
% of FP17s Relating to Continuations	43	3,405	1.3%	1.1%	1.2%	1.3%
% of Patients satisfied with the dentistry they have received	10	12	83.3%	92.5%	92.9%	92.7%
% of Patients satisfied with the time they had to wait for an appointment	11	12	91.7%	89.3%	88.8%	88.8%

* This is based on patients treated on this contract for their most recent course of treatment. Figures in italics indicate the base number of FP17s or Patient Questionnaire responses are less than 100. N/A is shown where the base number of responses is less than 10 during the period. % is calculated as Quantity/Base number*100

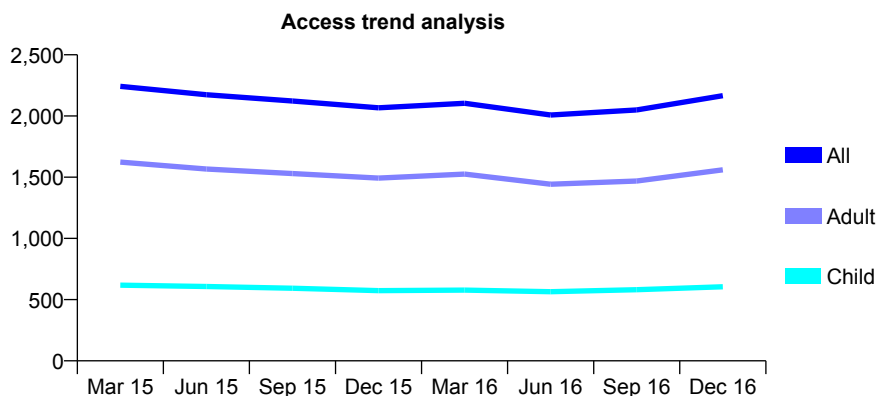
Q68 - Vital Signs At a Glance Contract Report for 694967/0001 - December 2016

Name or company name	MR ND MAHANI
Contract type name	GDS Contract
Purpose of contract	General
Contract start date	01/07/2008
Contract end date	

16/17 Contracted general activity (UDA)	5,878
Carry forward general activity (UDA)	-82
16/17 Contracted orthodontic activity (UOA)	0
Carry forward orthodontic activity (UOA)	0
Baseline contract value	£147,549.34

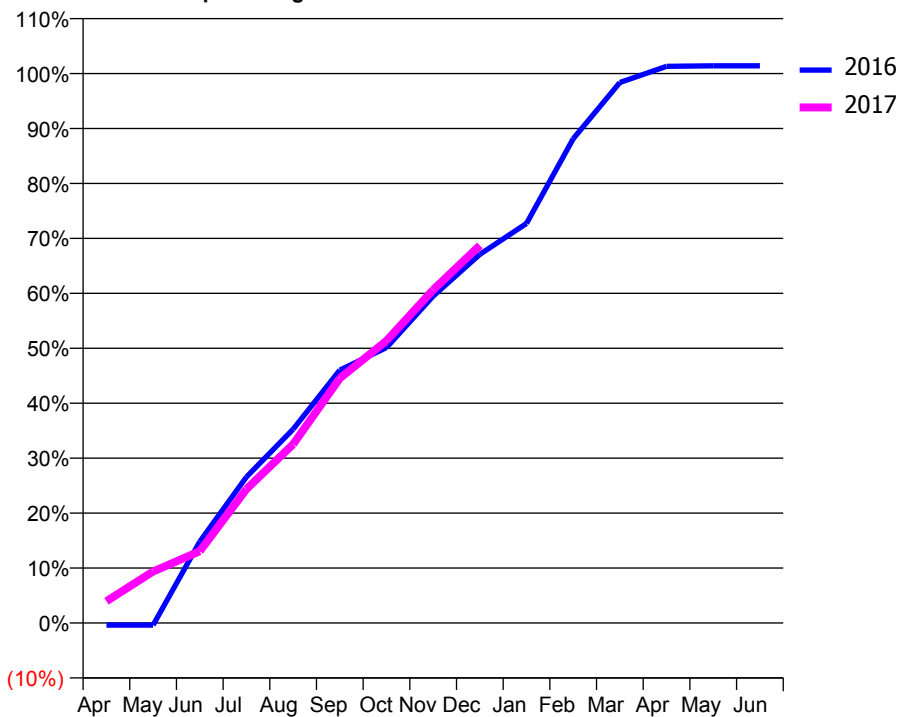
ACCESS*

Patients seen in 24 months	Total	Change since previous quarter
Quarter ending December 2015	2,067	
Quarter ending March 2016	2,104	→
Quarter ending June 2016	2,008	↓
Quarter ending September 2016	2,050	↑
Quarter ending December 2016	2,166	↑
Variance since December 2015	4.8%	↑



ACTIVITY

Cumulative percentage of contracted UDA delivered 2016 & 2017



Month	Adjusted Scheduled Activity (UDA)	
	2016	2017
April	-24	234
May	-24	551
June	871	768
July	1,562	1,433
August	2,073	1,913
September	2,705	2,619
October	2,946	3,019
November	3,496	3,564
December	3,944	4,038
January	4,275	
February	5,180	
March	5,782	
April	5,955	
May	5,960	
June	5,960	

QUALITY

	Quantity	Base Number	Contract	AT	Region	England
% of FP17s for the same patient ID Re-attending within 3 months - Children	62	720	8.6%	9.9%	11.9%	12.4%
% of FP17s for the same patient ID Re-attending within 3 months - Adults	223	1,675	13.3%	15.8%	16.5%	16.6%
% of FP17s for the same patient ID Re-attending between 3 & 9 months - Children	461	720	64.0%	59.0%	60.2%	57.5%
% of FP17s for the same patient ID Re-attending between 3 & 9 months - Adults	925	1,675	55.2%	51.0%	52.0%	50.4%
% of FP17s for Band 1 Urgent Courses	203	2,324	8.7%	9.5%	9.5%	9.1%
% of FP17s Relating to Free Repair or Replacements	7	2,324	0.3%	0.6%	0.7%	0.8%
% of FP17s Relating to Continuations	3	2,324	0.1%	1.1%	1.2%	1.3%
% of Patients satisfied with the dentistry they have received	2	2	N/A	92.5%	92.9%	92.7%
% of Patients satisfied with the time they had to wait for an appointment	2	2	N/A	89.3%	88.8%	88.8%

* This is based on patients treated on this contract for their most recent course of treatment. Figures in italics indicate the base number of FP17s or Patient Questionnaire responses are less than 100. N/A is shown where the base number of responses is less than 10 during the period. % is calculated as Quantity/Base number*100

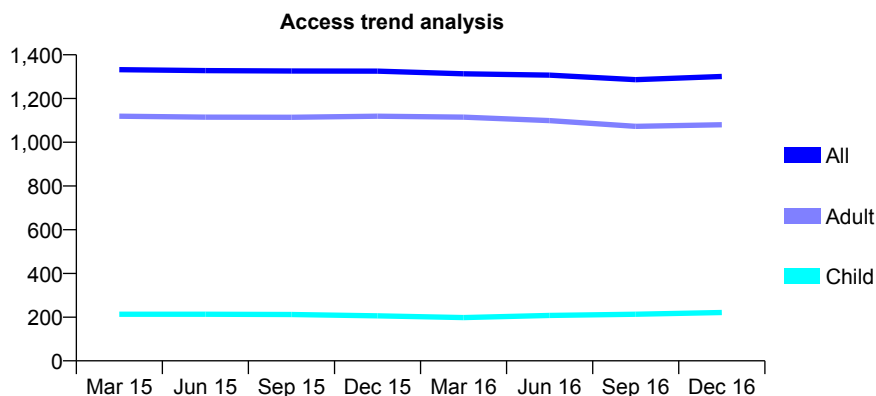
Q68 - Vital Signs At a Glance Contract Report for 695084/0002 - December 2016

Name or company name	MS JJ WOJTASIEWICZ-SKOLMOWSKA
Contract type name	GDS Contract
Purpose of contract	General
Contract start date	01/04/2008
Contract end date	

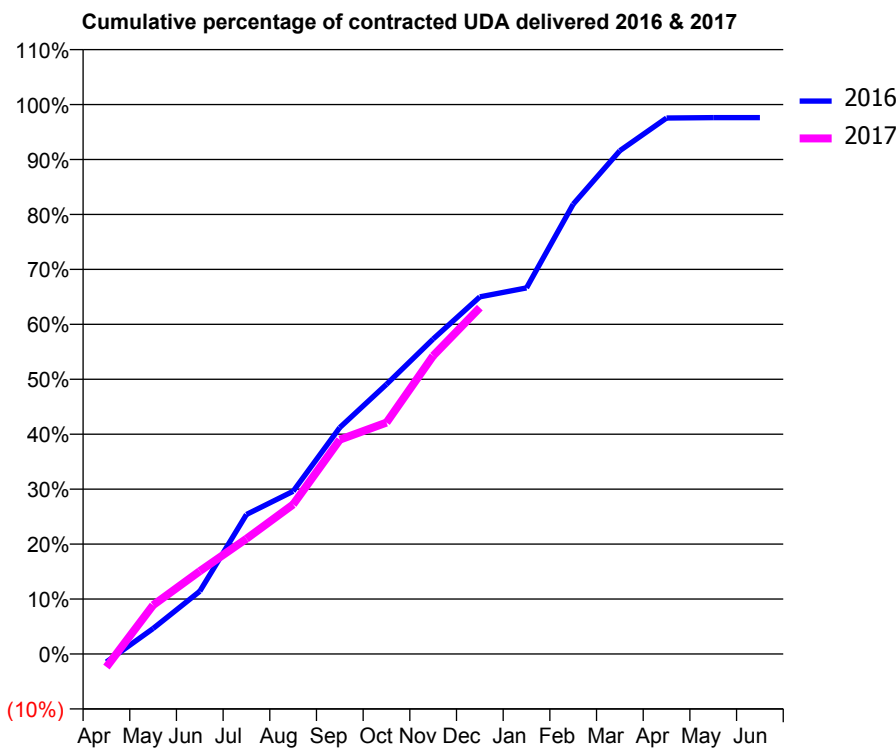
16/17 Contracted general activity (UDA)	6,029
Carry forward general activity (UDA)	144
16/17 Contracted orthodontic activity (UOA)	0
Carry forward orthodontic activity (UOA)	0
Baseline contract value	£135,879.95

ACCESS*

Patients seen in 24 months	Total	Change since previous quarter
Quarter ending December 2015	1,325	
Quarter ending March 2016	1,313	→
Quarter ending June 2016	1,307	→
Quarter ending September 2016	1,286	↓
Quarter ending December 2016	1,301	→
Variance since December 2015	(1.8%)	↓



ACTIVITY



Month	Adjusted Scheduled Activity (UDA)	
	2016	2017
April	-89	-144
May	281	536
June	688	909
July	1,531	1,265
August	1,786	1,641
September	2,486	2,352
October	2,960	2,539
November	3,457	3,272
December	3,919	3,801
January	4,017	
February	4,935	
March	5,522	
April	5,881	
May	5,885	
June	5,885	

QUALITY

	Quantity	Base Number	Contract	AT	Region	England
% of FP17s for the same patient ID Re-attending within 3 months - Children	17	272	6.3%	9.9%	11.9%	12.4%
% of FP17s for the same patient ID Re-attending within 3 months - Adults	298	1,380	21.6%	15.8%	16.5%	16.6%
% of FP17s for the same patient ID Re-attending between 3 & 9 months - Children	175	272	64.3%	59.0%	60.2%	57.5%
% of FP17s for the same patient ID Re-attending between 3 & 9 months - Adults	682	1,380	49.4%	51.0%	52.0%	50.4%
% of FP17s for Band 1 Urgent Courses	203	1,521	13.3%	9.5%	9.5%	9.1%
% of FP17s Relating to Free Repair or Replacements	29	1,521	1.9%	0.6%	0.7%	0.8%
% of FP17s Relating to Continuations	7	1,521	0.5%	1.1%	1.2%	1.3%
% of Patients satisfied with the dentistry they have received	4	4	N/A	92.5%	92.9%	92.7%
% of Patients satisfied with the time they had to wait for an appointment	4	4	N/A	89.3%	88.8%	88.8%

* This is based on patients treated on this contract for their most recent course of treatment. Figures in italics indicate the base number of FP17s or Patient Questionnaire responses are less than 100. N/A is shown where the base number of responses is less than 10 during the period. % is calculated as Quantity/Base number*100

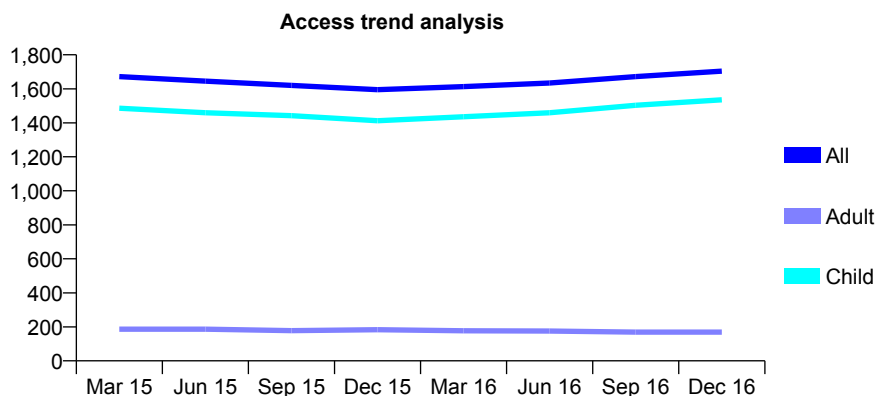
Q68 - Vital Signs At a Glance Contract Report for 723878/0002 - December 2016

Name or company name	MRS JM HATTON
Contract type name	GDS Contract
Purpose of contract	General
Contract start date	01/11/2010
Contract end date	

16/17 Contracted general activity (UDA)	5,000
Carry forward general activity (UDA)	0
16/17 Contracted orthodontic activity (UOA)	0
Carry forward orthodontic activity (UOA)	0
Baseline contract value	£111,110.00

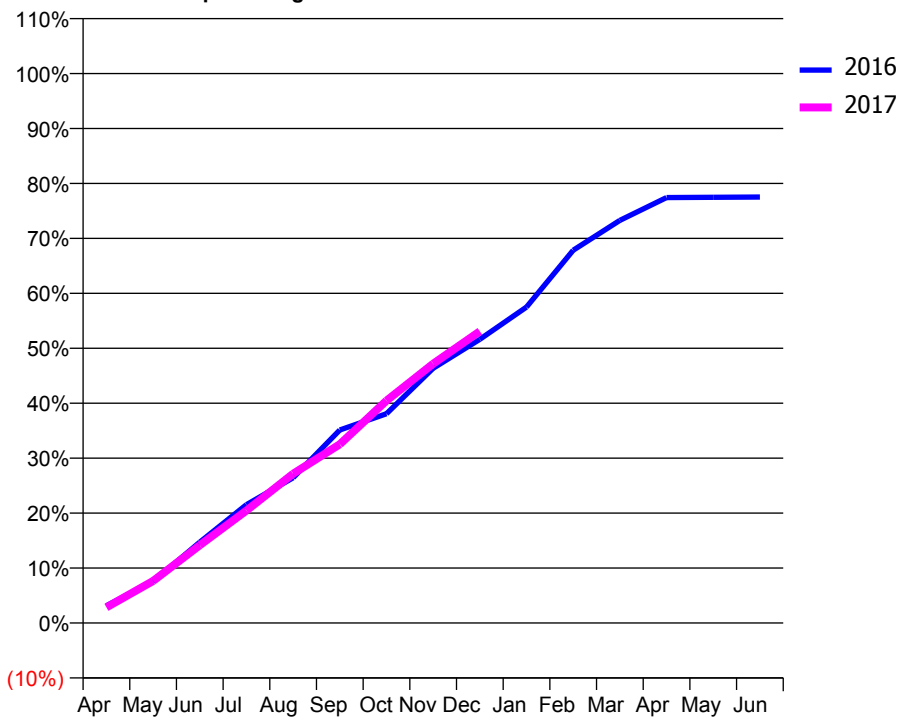
ACCESS*

Patients seen in 24 months	Total	Change since previous quarter
Quarter ending December 2015	1,595	
Quarter ending March 2016	1,613	→
Quarter ending June 2016	1,634	→
Quarter ending September 2016	1,672	↑
Quarter ending December 2016	1,704	→
Variance since December 2015	6.8%	↑



ACTIVITY

Cumulative percentage of contracted UDA delivered 2016 & 2017



Month	Adjusted Scheduled Activity (UDA)	
	2016	2017
April	157	143
May	378	383
June	736	708
July	1,077	1,024
August	1,321	1,358
September	1,756	1,627
October	1,904	2,024
November	2,318	2,359
December	2,581	2,654
January	2,876	
February	3,392	
March	3,664	
April	3,872	
May	3,874	
June	3,876	

QUALITY

	Quantity	Base Number	Contract	AT	Region	England
% of FP17s for the same patient ID Re-attending within 3 months - Children	154	1,876	8.2%	9.9%	11.9%	12.4%
% of FP17s for the same patient ID Re-attending within 3 months - Adults	6	50	12.0%	15.8%	16.5%	16.6%
% of FP17s for the same patient ID Re-attending between 3 & 9 months - Children	1,217	1,876	64.9%	59.0%	60.2%	57.5%
% of FP17s for the same patient ID Re-attending between 3 & 9 months - Adults	32	50	64.0%	51.0%	52.0%	50.4%
% of FP17s for Band 1 Urgent Courses	73	1,793	4.1%	9.5%	9.5%	9.1%
% of FP17s Relating to Free Repair or Replacements	2	1,793	0.1%	0.6%	0.7%	0.8%
% of FP17s Relating to Continuations	1	1,793	0.1%	1.1%	1.2%	1.3%
% of Patients satisfied with the dentistry they have received	0	0	N/A	92.5%	92.9%	92.7%
% of Patients satisfied with the time they had to wait for an appointment	0	0	N/A	89.3%	88.8%	88.8%

* This is based on patients treated on this contract for their most recent course of treatment. Figures in italics indicate the base number of FP17s or Patient Questionnaire responses are less than 100. N/A is shown where the base number of responses is less than 10 during the period. % is calculated as Quantity/Base number*100

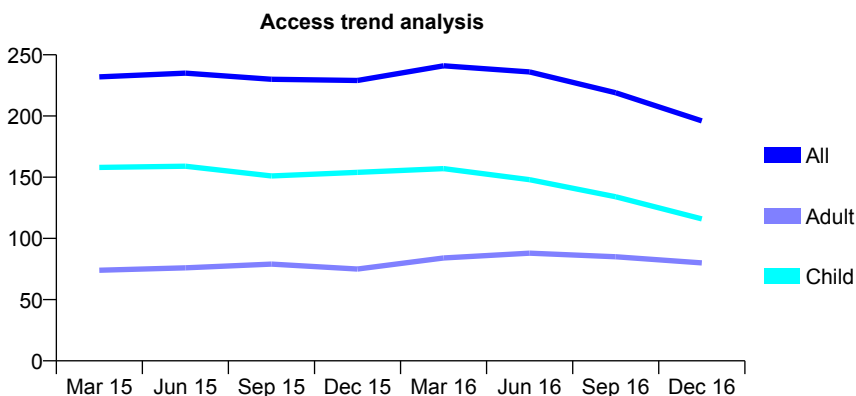
Q68 - Vital Signs At a Glance Contract Report for 724696/0001 - December 2016

Name or company name	MR AM PEARSON
Contract type name	GDS Contract
Purpose of contract	General
Contract start date	01/12/2011
Contract end date	

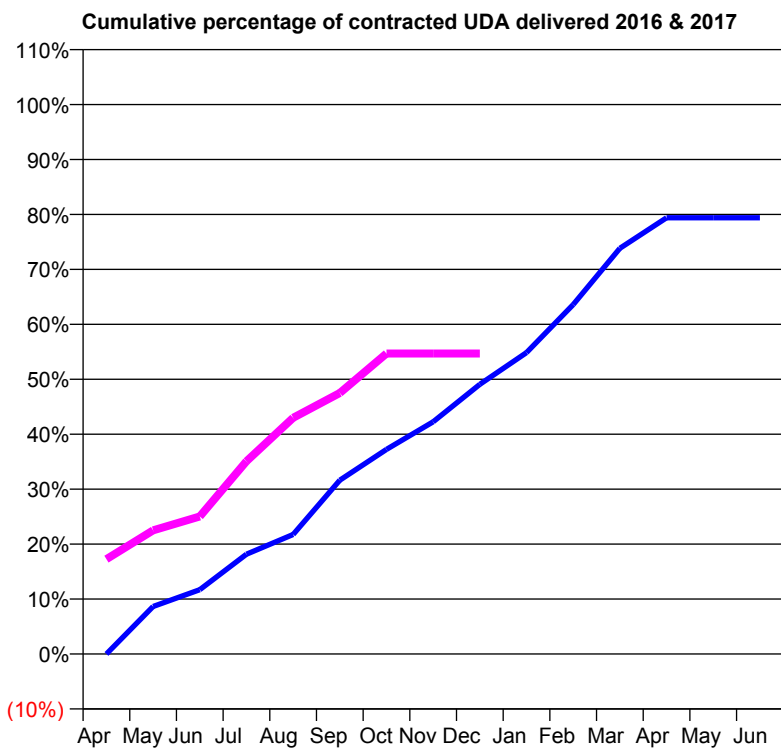
16/17 Contracted general activity (UDA)	557
Carry forward general activity (UDA)	0
16/17 Contracted orthodontic activity (UOA)	0
Carry forward orthodontic activity (UOA)	0
Baseline contract value	£11,667.05

ACCESS*

Patients seen in 24 months	Total	Change since previous quarter
Quarter ending December 2015	229	
Quarter ending March 2016	241	↑
Quarter ending June 2016	236	↓
Quarter ending September 2016	219	↓
Quarter ending December 2016	196	↓
Variance since December 2015	(14.4%)	↓



ACTIVITY



Month	Adjusted Scheduled Activity (UDA)	
	2016	2017
April	0	96
May	48	125
June	65	139
July	101	195
August	121	239
September	176	265
October	207	305
November	235	305
December	273	305
January	306	
February	354	
March	411	
April	442	
May	442	
June	442	

QUALITY

	Quantity	Base Number	Contract	AT	Region	England
% of FP17s for the same patient ID Re-attending within 3 months - Children	9	108	8.3%	9.9%	11.9%	12.4%
% of FP17s for the same patient ID Re-attending within 3 months - Adults	2	54	3.7%	15.8%	16.5%	16.6%
% of FP17s for the same patient ID Re-attending between 3 & 9 months - Children	75	108	69.4%	59.0%	60.2%	57.5%
% of FP17s for the same patient ID Re-attending between 3 & 9 months - Adults	34	54	63.0%	51.0%	52.0%	50.4%
% of FP17s for Band 1 Urgent Courses	3	147	2.0%	9.5%	9.5%	9.1%
% of FP17s Relating to Free Repair or Replacements	0	147	0.0%	0.6%	0.7%	0.8%
% of FP17s Relating to Continuations	0	147	0.0%	1.1%	1.2%	1.3%
% of Patients satisfied with the dentistry they have received	0	0	N/A	92.5%	92.9%	92.7%
% of Patients satisfied with the time they had to wait for an appointment	0	0	N/A	89.3%	88.8%	88.8%

* This is based on patients treated on this contract for their most recent course of treatment. Figures in italics indicate the base number of FP17s or Patient Questionnaire responses are less than 100. N/A is shown where the base number of responses is less than 10 during the period. % is calculated as Quantity/Base number*100

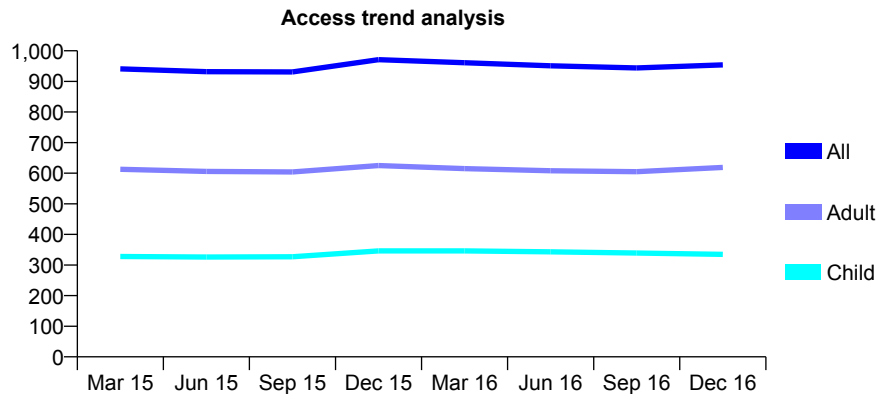
Q68 - Vital Signs At a Glance Contract Report for 725188/0001 - December 2016

Name or company name	MR JE BELLRINGER
Contract type name	GDS Contract
Purpose of contract	General
Contract start date	01/04/2006
Contract end date	

16/17 Contracted general activity (UDA)	2,186
Carry forward general activity (UDA)	-44
16/17 Contracted orthodontic activity (UOA)	0
Carry forward orthodontic activity (UOA)	0
Baseline contract value	£50,156.71

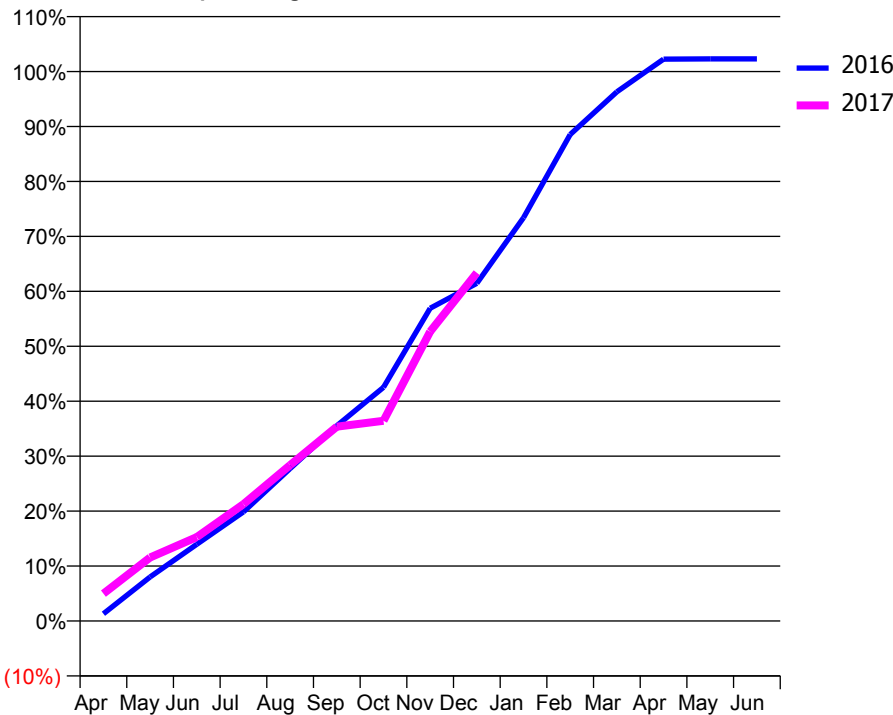
ACCESS*

Patients seen in 24 months	Total	Change since previous quarter
Quarter ending December 2015	971	
Quarter ending March 2016	961	↓
Quarter ending June 2016	951	↓
Quarter ending September 2016	944	→
Quarter ending December 2016	954	→
Variance since December 2015	(1.8%)	↓



ACTIVITY

Cumulative percentage of contracted UDA delivered 2016 & 2017



Month	Adjusted Scheduled Activity (UDA)	
	2016	2017
April	29	109
May	175	253
June	305	334
July	434	465
August	607	621
September	777	773
October	930	796
November	1,244	1,151
December	1,343	1,385
January	1,605	
February	1,935	
March	2,105	
April	2,235	
May	2,236	
June	2,236	

QUALITY

	Quantity	Base Number	Contract	AT	Region	England
% of FP17s for the same patient ID Re-attending within 3 months - Children	23	393	5.9%	9.9%	11.9%	12.4%
% of FP17s for the same patient ID Re-attending within 3 months - Adults	46	496	9.3%	15.8%	16.5%	16.6%
% of FP17s for the same patient ID Re-attending between 3 & 9 months - Children	267	393	67.9%	59.0%	60.2%	57.5%
% of FP17s for the same patient ID Re-attending between 3 & 9 months - Adults	302	496	60.9%	51.0%	52.0%	50.4%
% of FP17s for Band 1 Urgent Courses	26	820	3.2%	9.5%	9.5%	9.1%
% of FP17s Relating to Free Repair or Replacements	11	820	1.3%	0.6%	0.7%	0.8%
% of FP17s Relating to Continuations	8	820	1.0%	1.1%	1.2%	1.3%
% of Patients satisfied with the dentistry they have received	1	2	N/A	92.5%	92.9%	92.7%
% of Patients satisfied with the time they had to wait for an appointment	2	2	N/A	89.3%	88.8%	88.8%

* This is based on patients treated on this contract for their most recent course of treatment. Figures in italics indicate the base number of FP17s or Patient Questionnaire responses are less than 100. N/A is shown where the base number of responses is less than 10 during the period. % is calculated as Quantity/Base number*100

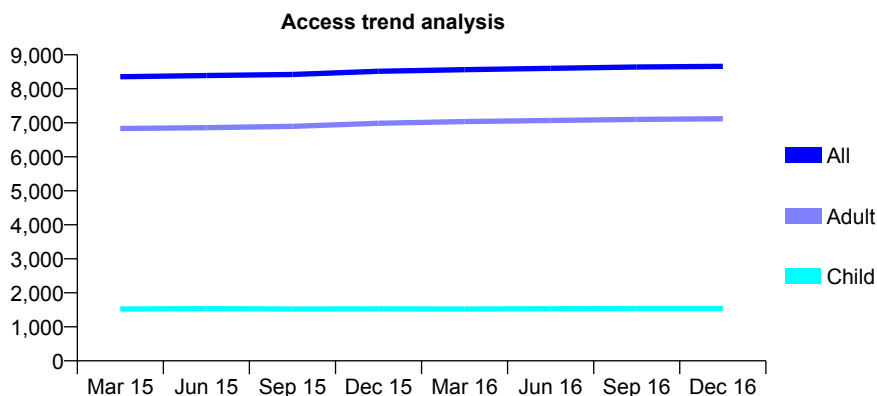
Q68 - Vital Signs At a Glance Contract Report for 725536/0001 - December 2016

Name or company name	Davies and Seeley
Contract type name	GDS Contract
Purpose of contract	General
Contract start date	01/04/2007
Contract end date	

16/17 Contracted general activity (UDA)	24,520
Carry forward general activity (UDA)	0
16/17 Contracted orthodontic activity (UOA)	0
Carry forward orthodontic activity (UOA)	0
Baseline contract value	£547,833.00

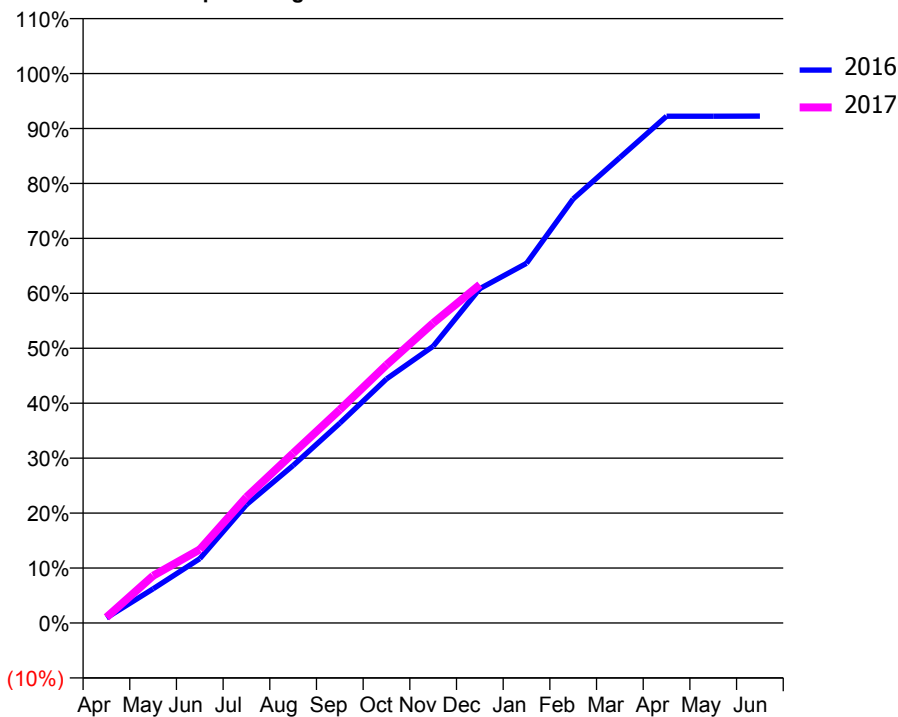
ACCESS*

Patients seen in 24 months	Total	Change since previous quarter
Quarter ending December 2015	8,515	
Quarter ending March 2016	8,561	→
Quarter ending June 2016	8,601	→
Quarter ending September 2016	8,640	→
Quarter ending December 2016	8,659	→
Variance since December 2015	1.7%	→



ACTIVITY

Cumulative percentage of contracted UDA delivered 2016 & 2017



Month	Adjusted Scheduled Activity (UDA)	
	2016	2017
April	229	252
May	1,528	2,108
June	2,873	3,283
July	5,279	5,623
August	7,033	7,575
September	8,918	9,519
October	10,889	11,517
November	12,350	13,386
December	14,920	15,101
January	16,053	
February	18,926	
March	20,768	
April	22,611	
May	22,616	
June	22,620	

QUALITY

	Quantity	Base Number	Contract	AT	Region	England
% of FP17s for the same patient ID Re-attending within 3 months - Children	109	1,475	7.4%	9.9%	11.9%	12.4%
% of FP17s for the same patient ID Re-attending within 3 months - Adults	1,080	7,092	15.2%	15.8%	16.5%	16.6%
% of FP17s for the same patient ID Re-attending between 3 & 9 months - Children	770	1,475	52.2%	59.0%	60.2%	57.5%
% of FP17s for the same patient ID Re-attending between 3 & 9 months - Adults	3,424	7,092	48.3%	51.0%	52.0%	50.4%
% of FP17s for Band 1 Urgent Courses	523	7,079	7.4%	9.5%	9.5%	9.1%
% of FP17s Relating to Free Repair or Replacements	27	7,079	0.4%	0.6%	0.7%	0.8%
% of FP17s Relating to Continuations	207	7,079	2.9%	1.1%	1.2%	1.3%
% of Patients satisfied with the dentistry they have received	6	6	N/A	92.5%	92.9%	92.7%
% of Patients satisfied with the time they had to wait for an appointment	6	6	N/A	89.3%	88.8%	88.8%

* This is based on patients treated on this contract for their most recent course of treatment. Figures in italics indicate the base number of FP17s or Patient Questionnaire responses are less than 100. N/A is shown where the base number of responses is less than 10 during the period. % is calculated as Quantity/Base number*100

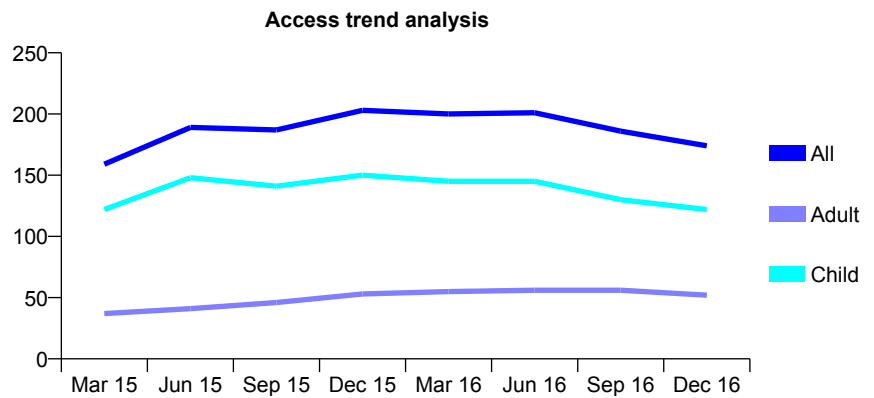
Q68 - Vital Signs At a Glance Contract Report for 729175/0004 - December 2016

Name or company name	MR LD MURRAY
Contract type name	GDS Contract
Purpose of contract	General
Contract start date	01/04/2014
Contract end date	

16/17 Contracted general activity (UDA)	370
Carry forward general activity (UDA)	7
16/17 Contracted orthodontic activity (UOA)	0
Carry forward orthodontic activity (UOA)	0
Baseline contract value	£9,467.84

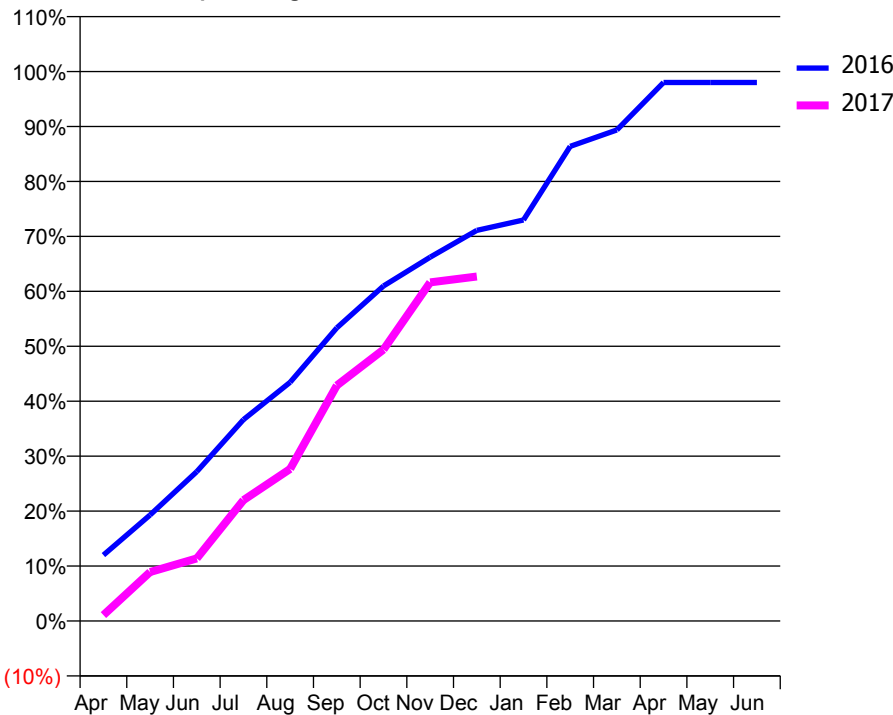
ACCESS*

Patients seen in 24 months	Total	Change since previous quarter
Quarter ending December 2015	203	
Quarter ending March 2016	200	↓
Quarter ending June 2016	201	→
Quarter ending September 2016	186	↓
Quarter ending December 2016	174	↓
Variance since December 2015	(14.3%)	↓



ACTIVITY

Cumulative percentage of contracted UDA delivered 2016 & 2017



Month	Adjusted Scheduled Activity (UDA)	
	2016	2017
April	44	4
May	71	33
June	101	42
July	136	81
August	161	102
September	197	159
October	226	183
November	245	228
December	263	232
January	270	
February	320	
March	331	
April	363	
May	363	
June	363	

QUALITY

	Quantity	Base Number	Contract	AT	Region	England
% of FP17s for the same patient ID Re-attending within 3 months - Children	8	143	5.6%	9.9%	11.9%	12.4%
% of FP17s for the same patient ID Re-attending within 3 months - Adults	6	31	19.4%	15.8%	16.5%	16.6%
% of FP17s for the same patient ID Re-attending between 3 & 9 months - Children	55	143	38.5%	59.0%	60.2%	57.5%
% of FP17s for the same patient ID Re-attending between 3 & 9 months - Adults	18	31	58.1%	51.0%	52.0%	50.4%
% of FP17s for Band 1 Urgent Courses	5	161	3.1%	9.5%	9.5%	9.1%
% of FP17s Relating to Free Repair or Replacements	0	161	0.0%	0.6%	0.7%	0.8%
% of FP17s Relating to Continuations	0	161	0.0%	1.1%	1.2%	1.3%
% of Patients satisfied with the dentistry they have received	0	0	N/A	92.5%	92.9%	92.7%
% of Patients satisfied with the time they had to wait for an appointment	0	0	N/A	89.3%	88.8%	88.8%

* This is based on patients treated on this contract for their most recent course of treatment. Figures in italics indicate the base number of FP17s or Patient Questionnaire responses are less than 100. N/A is shown where the base number of responses is less than 10 during the period. % is calculated as Quantity/Base number*100

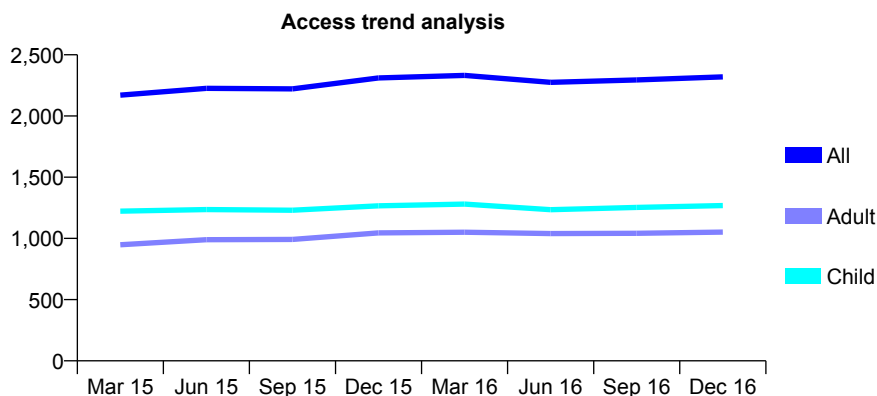
Q68 - Vital Signs At a Glance Contract Report for 729299/0001 - December 2016

Name or company name	MISS MB QUEENAN
Contract type name	GDS Contract
Purpose of contract	General
Contract start date	01/04/2006
Contract end date	

16/17 Contracted general activity (UDA)	4,368
Carry forward general activity (UDA)	-77
16/17 Contracted orthodontic activity (UOA)	0
Carry forward orthodontic activity (UOA)	0
Baseline contract value	£97,081.75

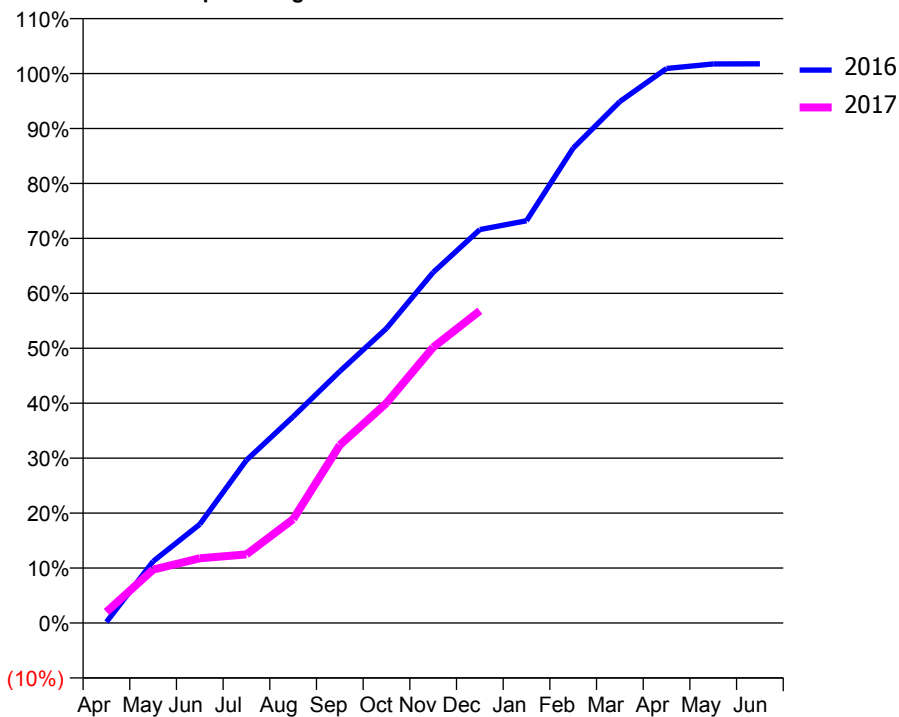
ACCESS*

Patients seen in 24 months	Total	Change since previous quarter
Quarter ending December 2015	2,311	
Quarter ending March 2016	2,332	→
Quarter ending June 2016	2,275	↓
Quarter ending September 2016	2,295	→
Quarter ending December 2016	2,320	→
Variance since December 2015	0.4%	→



ACTIVITY

Cumulative percentage of contracted UDA delivered 2016 & 2017



Month	Adjusted Scheduled Activity (UDA)	
	2016	2017
April	8	89
May	491	425
June	785	515
July	1,295	545
August	1,640	825
September	2,001	1,414
October	2,342	1,748
November	2,787	2,191
December	3,128	2,482
January	3,197	
February	3,775	
March	4,145	
April	4,408	
May	4,444	
June	4,445	

QUALITY

	Quantity	Base Number	Contract	AT	Region	England
% of FP17s for the same patient ID Re-attending within 3 months - Children	61	1,074	5.7%	9.9%	11.9%	12.4%
% of FP17s for the same patient ID Re-attending within 3 months - Adults	63	721	8.7%	15.8%	16.5%	16.6%
% of FP17s for the same patient ID Re-attending between 3 & 9 months - Children	538	1,074	50.1%	59.0%	60.2%	57.5%
% of FP17s for the same patient ID Re-attending between 3 & 9 months - Adults	331	721	45.9%	51.0%	52.0%	50.4%
% of FP17s for Band 1 Urgent Courses	71	1,611	4.4%	9.5%	9.5%	9.1%
% of FP17s Relating to Free Repair or Replacements	2	1,611	0.1%	0.6%	0.7%	0.8%
% of FP17s Relating to Continuations	0	1,611	0.0%	1.1%	1.2%	1.3%
% of Patients satisfied with the dentistry they have received	2	2	N/A	92.5%	92.9%	92.7%
% of Patients satisfied with the time they had to wait for an appointment	2	2	N/A	89.3%	88.8%	88.8%

* This is based on patients treated on this contract for their most recent course of treatment. Figures in italics indicate the base number of FP17s or Patient Questionnaire responses are less than 100. N/A is shown where the base number of responses is less than 10 during the period. % is calculated as Quantity/Base number*100

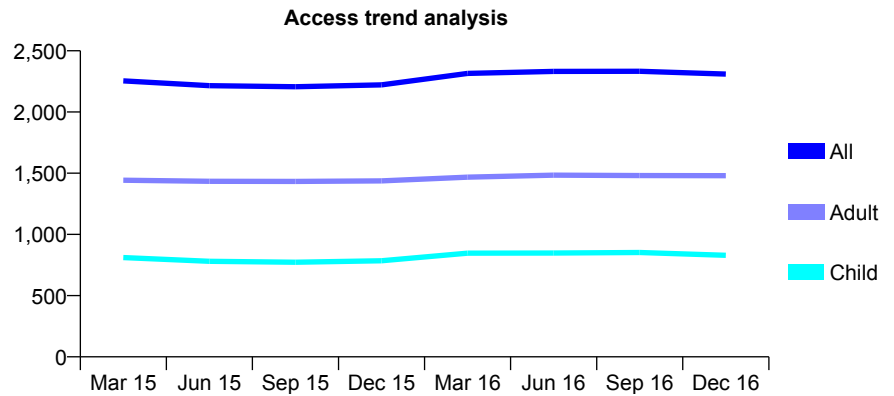
Q68 - Vital Signs At a Glance Contract Report for 729809/0002 - December 2016

Name or company name	MR MR SWAN
Contract type name	GDS Contract
Purpose of contract	General
Contract start date	01/04/2011
Contract end date	

16/17 Contracted general activity (UDA)	5,300
Carry forward general activity (UDA)	-16
16/17 Contracted orthodontic activity (UOA)	0
Carry forward orthodontic activity (UOA)	0
Baseline contract value	£130,860.53

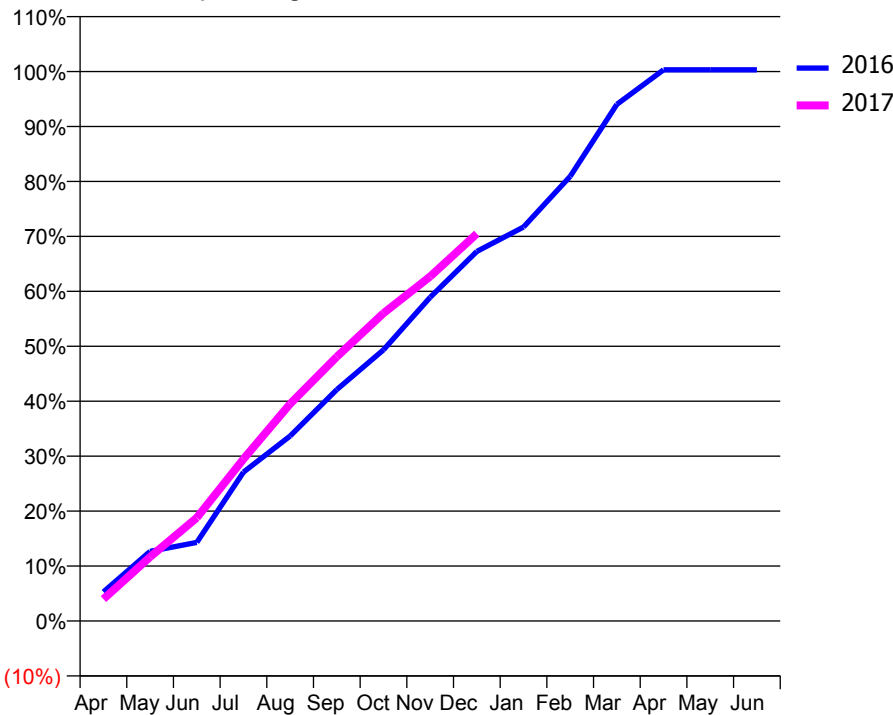
ACCESS*

Patients seen in 24 months	Total	Change since previous quarter
Quarter ending December 2015	2,222	
Quarter ending March 2016	2,315	↑
Quarter ending June 2016	2,332	→
Quarter ending September 2016	2,333	→
Quarter ending December 2016	2,310	→
Variance since December 2015	4.0%	↑



ACTIVITY

Cumulative percentage of contracted UDA delivered 2016 & 2017



Month	Adjusted Scheduled Activity (UDA)	
	2016	2017
April	280	211
May	672	618
June	758	996
July	1,436	1,562
August	1,784	2,094
September	2,232	2,549
October	2,616	2,969
November	3,122	3,323
December	3,565	3,736
January	3,800	
February	4,289	
March	4,983	
April	5,316	
May	5,316	
June	5,316	

QUALITY

	Quantity	Base Number	Contract	AT	Region	England
% of FP17s for the same patient ID Re-attending within 3 months - Children	55	799	6.9%	9.9%	11.9%	12.4%
% of FP17s for the same patient ID Re-attending within 3 months - Adults	209	1,464	14.3%	15.8%	16.5%	16.6%
% of FP17s for the same patient ID Re-attending between 3 & 9 months - Children	268	799	33.5%	59.0%	60.2%	57.5%
% of FP17s for the same patient ID Re-attending between 3 & 9 months - Adults	641	1,464	43.8%	51.0%	52.0%	50.4%
% of FP17s for Band 1 Urgent Courses	11	2,082	0.5%	9.5%	9.5%	9.1%
% of FP17s Relating to Free Repair or Replacements	38	2,082	1.8%	0.6%	0.7%	0.8%
% of FP17s Relating to Continuations	27	2,082	1.3%	1.1%	1.2%	1.3%
% of Patients satisfied with the dentistry they have received	3	3	N/A	92.5%	92.9%	92.7%
% of Patients satisfied with the time they had to wait for an appointment	2	3	N/A	89.3%	88.8%	88.8%

* This is based on patients treated on this contract for their most recent course of treatment. Figures in italics indicate the base number of FP17s or Patient Questionnaire responses are less than 100. N/A is shown where the base number of responses is less than 10 during the period. % is calculated as Quantity/Base number*100

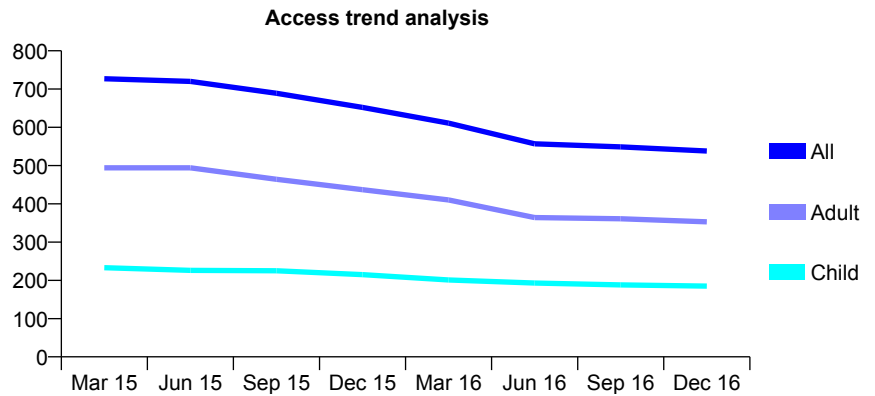
Q68 - Vital Signs At a Glance Contract Report for 729833/0001 - December 2016

Name or company name	MR RA LESLEY
Contract type name	GDS Contract
Purpose of contract	General
Contract start date	01/04/2006
Contract end date	

16/17 Contracted general activity (UDA)	800
Carry forward general activity (UDA)	0
16/17 Contracted orthodontic activity (UOA)	0
Carry forward orthodontic activity (UOA)	0
Baseline contract value	£17,136.13

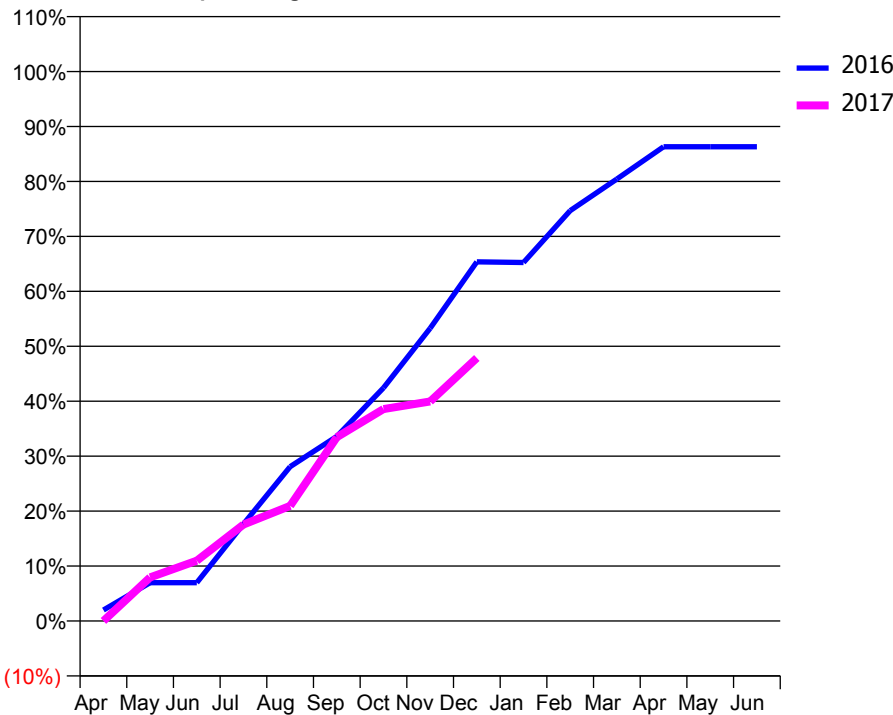
ACCESS*

Patients seen in 24 months	Total	Change since previous quarter
Quarter ending December 2015	652	
Quarter ending March 2016	611	↓
Quarter ending June 2016	557	↓
Quarter ending September 2016	549	↓
Quarter ending December 2016	538	↓
Variance since December 2015	(17.5%)	↓



ACTIVITY

Cumulative percentage of contracted UDA delivered 2016 & 2017



Month	Adjusted Scheduled Activity (UDA)	
	2016	2017
April	16	0
May	56	64
June	56	88
July	141	140
August	225	168
September	269	268
October	339	309
November	426	320
December	523	383
January	522	
February	597	
March	643	
April	690	
May	690	
June	690	

QUALITY

	Quantity	Base Number	Contract	AT	Region	England
% of FP17s for the same patient ID Re-attending within 3 months - Children	8	211	3.8%	9.9%	11.9%	12.4%
% of FP17s for the same patient ID Re-attending within 3 months - Adults	20	269	7.4%	15.8%	16.5%	16.6%
% of FP17s for the same patient ID Re-attending between 3 & 9 months - Children	136	211	64.5%	59.0%	60.2%	57.5%
% of FP17s for the same patient ID Re-attending between 3 & 9 months - Adults	94	269	34.9%	51.0%	52.0%	50.4%
% of FP17s for Band 1 Urgent Courses	15	269	5.6%	9.5%	9.5%	9.1%
% of FP17s Relating to Free Repair or Replacements	0	269	0.0%	0.6%	0.7%	0.8%
% of FP17s Relating to Continuations	0	269	0.0%	1.1%	1.2%	1.3%
% of Patients satisfied with the dentistry they have received	0	0	N/A	92.5%	92.9%	92.7%
% of Patients satisfied with the time they had to wait for an appointment	0	0	N/A	89.3%	88.8%	88.8%

* This is based on patients treated on this contract for their most recent course of treatment. Figures in italics indicate the base number of FP17s or Patient Questionnaire responses are less than 100. N/A is shown where the base number of responses is less than 10 during the period. % is calculated as Quantity/Base number*100

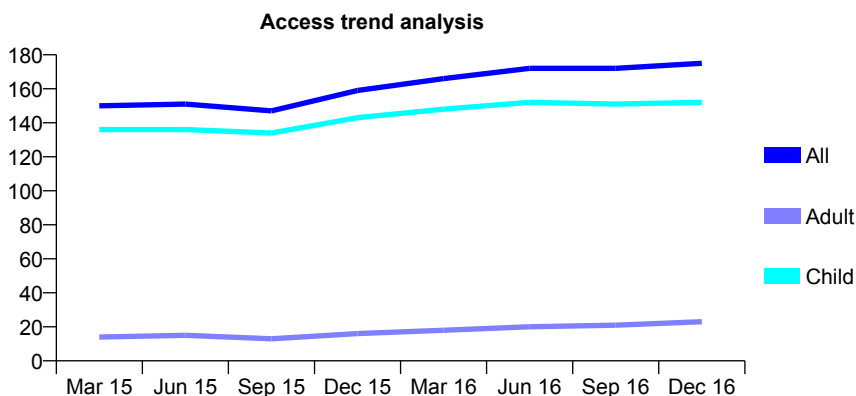
Q68 - Vital Signs At a Glance Contract Report for 730920/0001 - December 2016

Name or company name	MR GA HILL
Contract type name	GDS Contract
Purpose of contract	General
Contract start date	01/04/2006
Contract end date	

16/17 Contracted general activity (UDA)	539
Carry forward general activity (UDA)	0
16/17 Contracted orthodontic activity (UOA)	0
Carry forward orthodontic activity (UOA)	0
Baseline contract value	£13,281.04

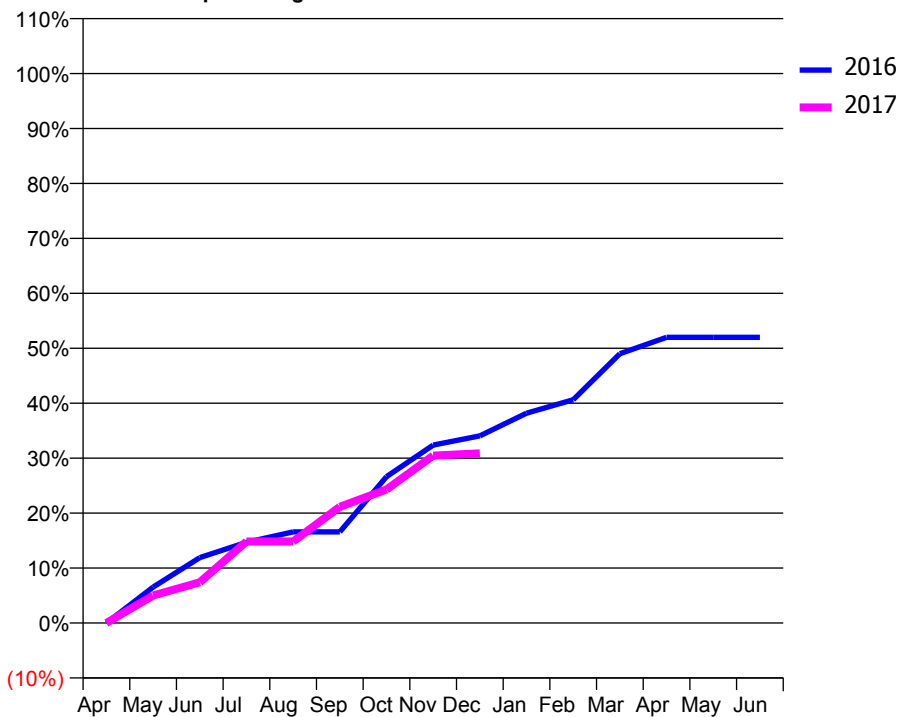
ACCESS*

Patients seen in 24 months	Total	Change since previous quarter
Quarter ending December 2015	159	
Quarter ending March 2016	166	↑
Quarter ending June 2016	172	↑
Quarter ending September 2016	172	→
Quarter ending December 2016	175	→
Variance since December 2015	10.1%	↑



ACTIVITY

Cumulative percentage of contracted UDA delivered 2016 & 2017



Month	Adjusted Scheduled Activity (UDA)	
	2016	2017
April	0	0
May	35	27
June	64	40
July	79	80
August	89	80
September	89	114
October	144	131
November	175	164
December	184	166
January	206	
February	219	
March	264	
April	280	
May	280	
June	280	

QUALITY

	Quantity	Base Number	Contract	AT	Region	England
% of FP17s for the same patient ID Re-attending within 3 months - Children	2	113	1.8%	9.9%	11.9%	12.4%
% of FP17s for the same patient ID Re-attending within 3 months - Adults	0	4	0.0%	15.8%	16.5%	16.6%
% of FP17s for the same patient ID Re-attending between 3 & 9 months - Children	70	113	61.9%	59.0%	60.2%	57.5%
% of FP17s for the same patient ID Re-attending between 3 & 9 months - Adults	1	4	25.0%	51.0%	52.0%	50.4%
% of FP17s for Band 1 Urgent Courses	2	105	1.9%	9.5%	9.5%	9.1%
% of FP17s Relating to Free Repair or Replacements	0	105	0.0%	0.6%	0.7%	0.8%
% of FP17s Relating to Continuations	0	105	0.0%	1.1%	1.2%	1.3%
% of Patients satisfied with the dentistry they have received	0	0	N/A	92.5%	92.9%	92.7%
% of Patients satisfied with the time they had to wait for an appointment	0	0	N/A	89.3%	88.8%	88.8%

* This is based on patients treated on this contract for their most recent course of treatment. Figures in italics indicate the base number of FP17s or Patient Questionnaire responses are less than 100. N/A is shown where the base number of responses is less than 10 during the period. % is calculated as Quantity/Base number*100

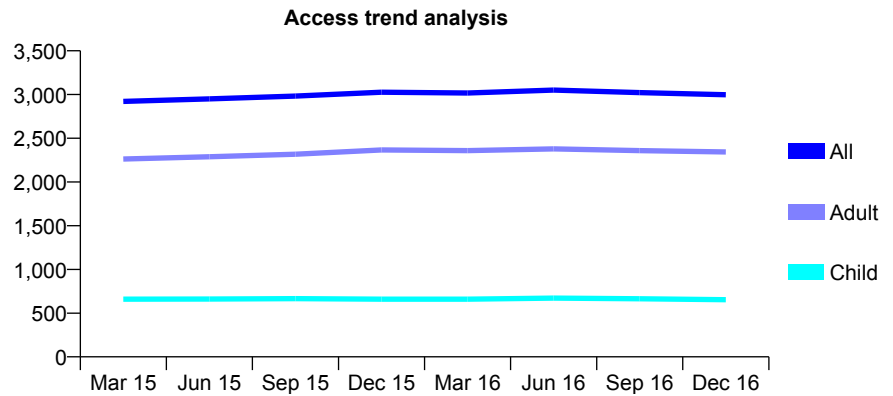
Q68 - Vital Signs At a Glance Contract Report for 732303/0001 - December 2016

Name or company name	MR TM GLYNN
Contract type name	GDS Contract
Purpose of contract	General
Contract start date	31/08/2011
Contract end date	

16/17 Contracted general activity (UDA)	7,554
Carry forward general activity (UDA)	-5
16/17 Contracted orthodontic activity (UOA)	0
Carry forward orthodontic activity (UOA)	0
Baseline contract value	£178,113.28

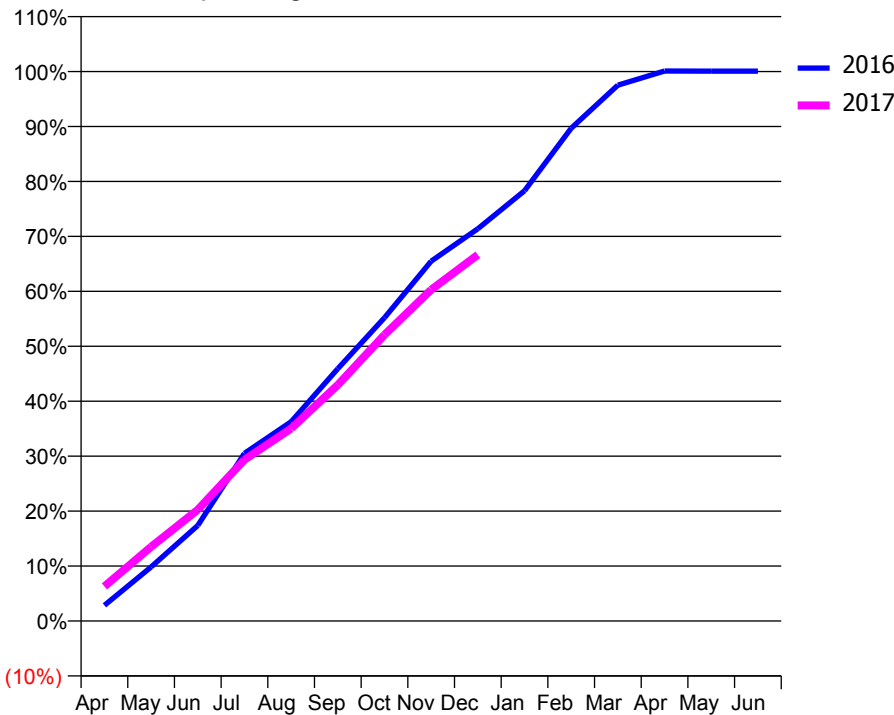
ACCESS*

Patients seen in 24 months	Total	Change since previous quarter
Quarter ending December 2015	3,026	
Quarter ending March 2016	3,017	→
Quarter ending June 2016	3,051	→
Quarter ending September 2016	3,022	→
Quarter ending December 2016	2,997	→
Variance since December 2015	(1.0%)	→



ACTIVITY

Cumulative percentage of contracted UDA delivered 2016 & 2017



Month	Adjusted Scheduled Activity (UDA)	
	2016	2017
April	215	476
May	743	1,020
June	1,313	1,530
July	2,305	2,218
August	2,739	2,646
September	3,468	3,246
October	4,169	3,934
November	4,946	4,554
December	5,393	5,035
January	5,915	
February	6,775	
March	7,367	
April	7,561	
May	7,559	
June	7,559	

QUALITY

	Quantity	Base Number	Contract	AT	Region	England
% of FP17s for the same patient ID Re-attending within 3 months - Children	17	606	2.8%	9.9%	11.9%	12.4%
% of FP17s for the same patient ID Re-attending within 3 months - Adults	186	2,063	9.0%	15.8%	16.5%	16.6%
% of FP17s for the same patient ID Re-attending between 3 & 9 months - Children	303	606	50.0%	59.0%	60.2%	57.5%
% of FP17s for the same patient ID Re-attending between 3 & 9 months - Adults	1,026	2,063	49.7%	51.0%	52.0%	50.4%
% of FP17s for Band 1 Urgent Courses	120	2,572	4.7%	9.5%	9.5%	9.1%
% of FP17s Relating to Free Repair or Replacements	18	2,572	0.7%	0.6%	0.7%	0.8%
% of FP17s Relating to Continuations	5	2,572	0.2%	1.1%	1.2%	1.3%
% of Patients satisfied with the dentistry they have received	8	8	N/A	92.5%	92.9%	92.7%
% of Patients satisfied with the time they had to wait for an appointment	7	8	N/A	89.3%	88.8%	88.8%

* This is based on patients treated on this contract for their most recent course of treatment. Figures in italics indicate the base number of FP17s or Patient Questionnaire responses are less than 100. N/A is shown where the base number of responses is less than 10 during the period. % is calculated as Quantity/Base number*100

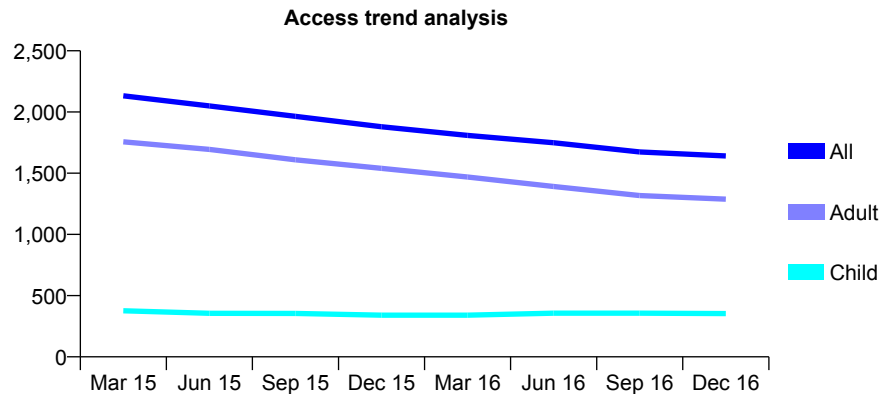
Q68 - Vital Signs At a Glance Contract Report for 739758/0002 - December 2016

Name or company name	MISS JM PASCOE
Contract type name	GDS Contract
Purpose of contract	General
Contract start date	01/12/2012
Contract end date	

16/17 Contracted general activity (UDA)	4,950
Carry forward general activity (UDA)	-16
16/17 Contracted orthodontic activity (UOA)	0
Carry forward orthodontic activity (UOA)	0
Baseline contract value	£119,160.32

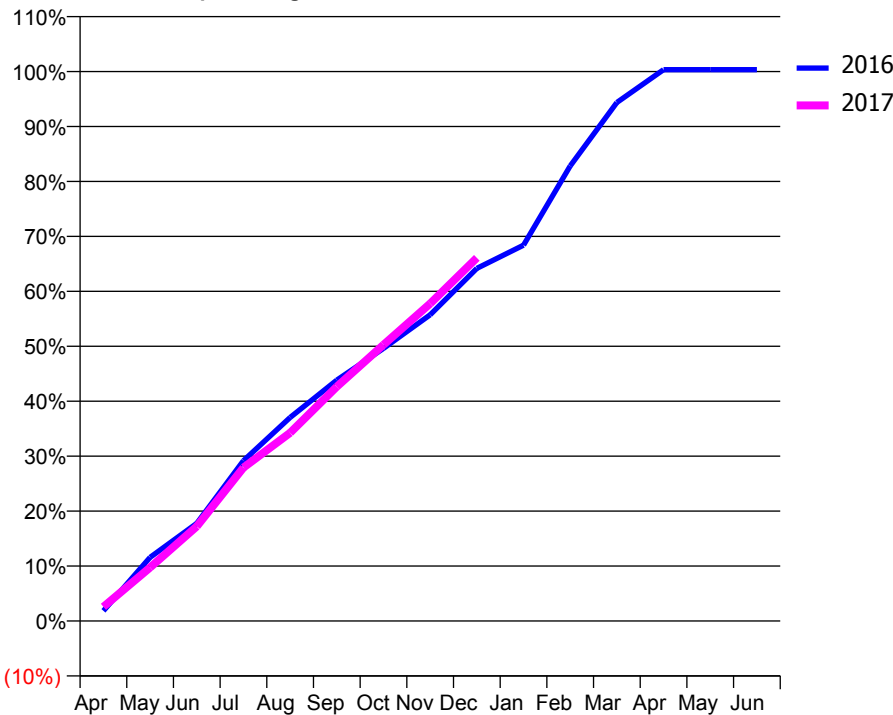
ACCESS*

Patients seen in 24 months	Total	Change since previous quarter
Quarter ending December 2015	1,880	
Quarter ending March 2016	1,809	↓
Quarter ending June 2016	1,749	↓
Quarter ending September 2016	1,674	↓
Quarter ending December 2016	1,641	↓
Variance since December 2015	(12.7%)	↓



ACTIVITY

Cumulative percentage of contracted UDA delivered 2016 & 2017



Month	Adjusted Scheduled Activity (UDA)	
	2016	2017
April	92	128
May	574	482
June	880	853
July	1,444	1,381
August	1,833	1,696
September	2,170	2,111
October	2,456	2,488
November	2,759	2,860
December	3,177	3,272
January	3,385	
February	4,099	
March	4,670	
April	4,966	
May	4,966	
June	4,966	

QUALITY

	Quantity	Base Number	Contract	AT	Region	England
% of FP17s for the same patient ID Re-attending within 3 months - Children	26	366	7.1%	9.9%	11.9%	12.4%
% of FP17s for the same patient ID Re-attending within 3 months - Adults	214	1,408	15.2%	15.8%	16.5%	16.6%
% of FP17s for the same patient ID Re-attending between 3 & 9 months - Children	187	366	51.1%	59.0%	60.2%	57.5%
% of FP17s for the same patient ID Re-attending between 3 & 9 months - Adults	812	1,408	57.7%	51.0%	52.0%	50.4%
% of FP17s for Band 1 Urgent Courses	63	1,660	3.8%	9.5%	9.5%	9.1%
% of FP17s Relating to Free Repair or Replacements	23	1,660	1.4%	0.6%	0.7%	0.8%
% of FP17s Relating to Continuations	40	1,660	2.4%	1.1%	1.2%	1.3%
% of Patients satisfied with the dentistry they have received	2	2	N/A	92.5%	92.9%	92.7%
% of Patients satisfied with the time they had to wait for an appointment	2	2	N/A	89.3%	88.8%	88.8%

* This is based on patients treated on this contract for their most recent course of treatment. Figures in italics indicate the base number of FP17s or Patient Questionnaire responses are less than 100. N/A is shown where the base number of responses is less than 10 during the period. % is calculated as Quantity/Base number*100

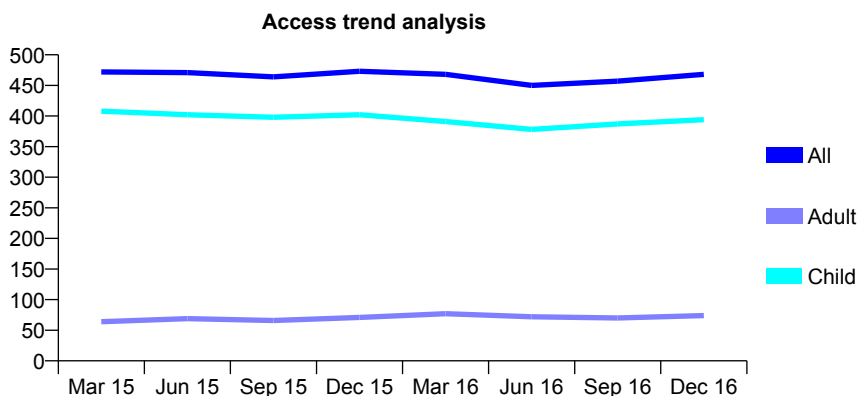
Q68 - Vital Signs At a Glance Contract Report for 739987/0001 - December 2016

Name or company name	MR PJ ELLIS
Contract type name	GDS Contract
Purpose of contract	General
Contract start date	01/04/2006
Contract end date	

16/17 Contracted general activity (UDA)	750
Carry forward general activity (UDA)	0
16/17 Contracted orthodontic activity (UOA)	0
Carry forward orthodontic activity (UOA)	0
Baseline contract value	£16,665.70

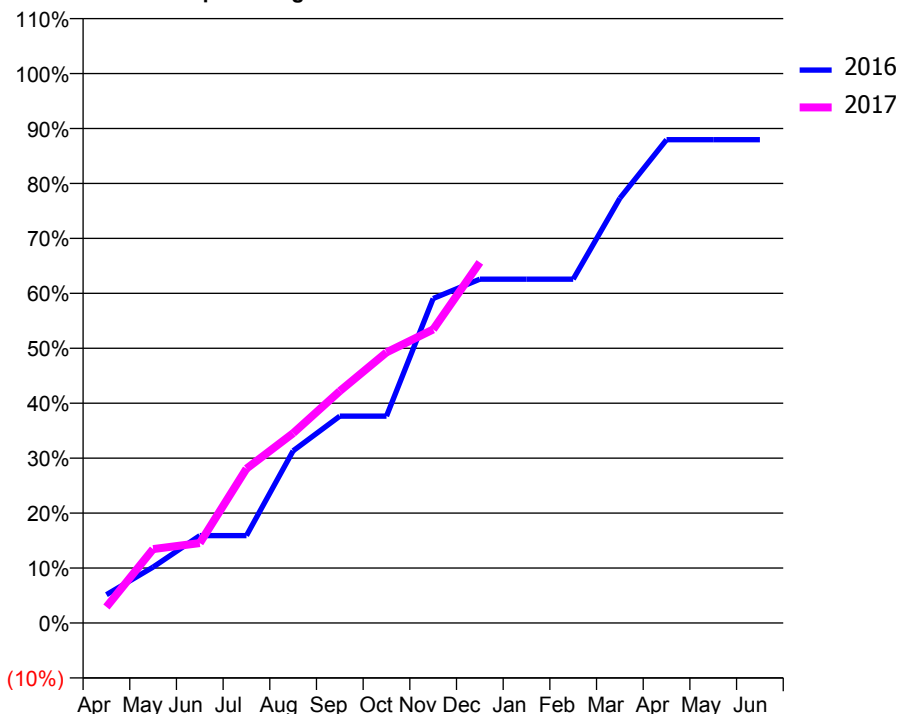
ACCESS*

Patients seen in 24 months	Total	Change since previous quarter
Quarter ending December 2015	473	
Quarter ending March 2016	468	↓
Quarter ending June 2016	450	↓
Quarter ending September 2016	457	→
Quarter ending December 2016	468	↑
Variance since December 2015	(1.1%)	↓



ACTIVITY

Cumulative percentage of contracted UDA delivered 2016 & 2017



Month	Adjusted Scheduled Activity (UDA)	
	2016	2017
April	44	22
May	87	101
June	136	109
July	136	211
August	268	259
September	322	317
October	322	369
November	505	401
December	535	492
January	535	
February	535	
March	661	
April	752	
May	752	
June	752	

QUALITY

	Quantity	Base Number	Contract	AT	Region	England
% of FP17s for the same patient ID Re-attending within 3 months - Children	24	414	5.8%	9.9%	11.9%	12.4%
% of FP17s for the same patient ID Re-attending within 3 months - Adults	0	22	0.0%	15.8%	16.5%	16.6%
% of FP17s for the same patient ID Re-attending between 3 & 9 months - Children	263	414	63.5%	59.0%	60.2%	57.5%
% of FP17s for the same patient ID Re-attending between 3 & 9 months - Adults	13	22	59.1%	51.0%	52.0%	50.4%
% of FP17s for Band 1 Urgent Courses	16	374	4.3%	9.5%	9.5%	9.1%
% of FP17s Relating to Free Repair or Replacements	0	374	0.0%	0.6%	0.7%	0.8%
% of FP17s Relating to Continuations	0	374	0.0%	1.1%	1.2%	1.3%
% of Patients satisfied with the dentistry they have received	0	0	N/A	92.5%	92.9%	92.7%
% of Patients satisfied with the time they had to wait for an appointment	0	0	N/A	89.3%	88.8%	88.8%

* This is based on patients treated on this contract for their most recent course of treatment. Figures in italics indicate the base number of FP17s or Patient Questionnaire responses are less than 100. N/A is shown where the base number of responses is less than 10 during the period. % is calculated as Quantity/Base number*100

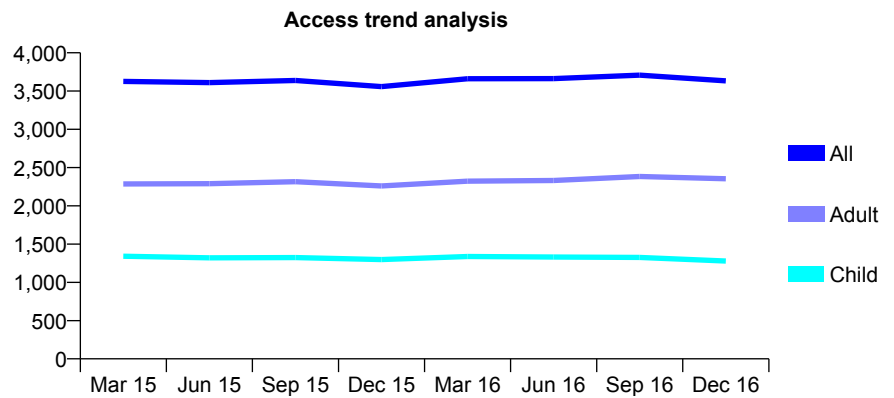
Q68 - Vital Signs At a Glance Contract Report for 740217/0001 - December 2016

Name or company name	MR PC JENKINSON
Contract type name	GDS Contract
Purpose of contract	General
Contract start date	01/04/2006
Contract end date	

16/17 Contracted general activity (UDA)	7,817
Carry forward general activity (UDA)	0
16/17 Contracted orthodontic activity (UOA)	0
Carry forward orthodontic activity (UOA)	0
Baseline contract value	£211,260.20

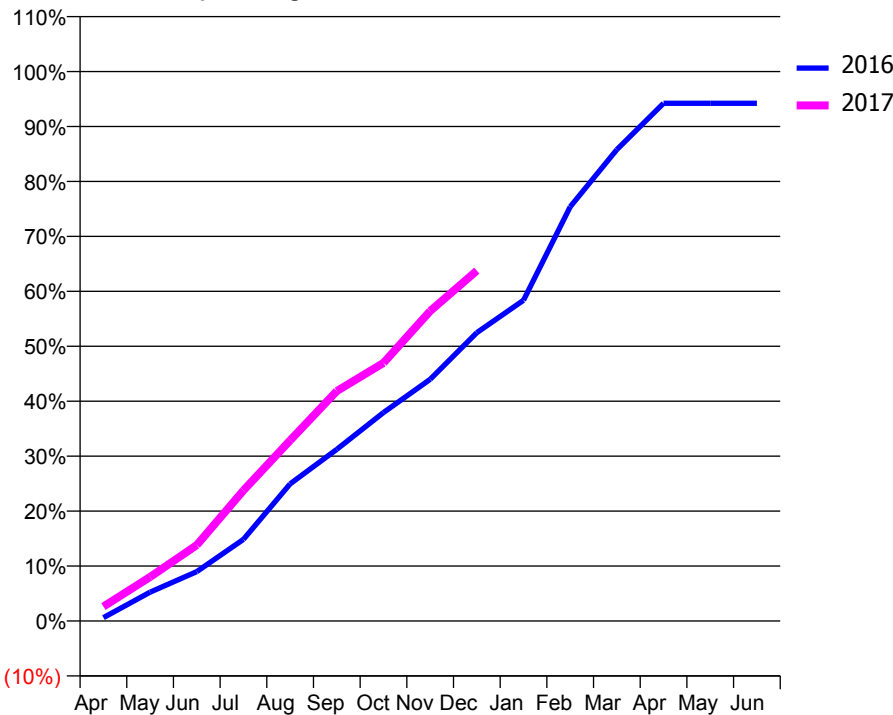
ACCESS*

Patients seen in 24 months	Total	Change since previous quarter
Quarter ending December 2015	3,558	
Quarter ending March 2016	3,661	↑
Quarter ending June 2016	3,662	→
Quarter ending September 2016	3,708	→
Quarter ending December 2016	3,633	↓
Variance since December 2015	2.1%	↑



ACTIVITY

Cumulative percentage of contracted UDA delivered 2016 & 2017



Month	Adjusted Scheduled Activity (UDA)	
	2016	2017
April	48	207
May	411	627
June	702	1,079
July	1,161	1,859
August	1,951	2,569
September	2,443	3,270
October	2,965	3,671
November	3,439	4,410
December	4,101	4,985
January	4,564	
February	5,892	
March	6,707	
April	7,365	
May	7,365	
June	7,365	

QUALITY

	Quantity	Base Number	Contract	AT	Region	England
% of FP17s for the same patient ID Re-attending within 3 months - Children	118	1,399	8.4%	9.9%	11.9%	12.4%
% of FP17s for the same patient ID Re-attending within 3 months - Adults	419	2,248	18.6%	15.8%	16.5%	16.6%
% of FP17s for the same patient ID Re-attending between 3 & 9 months - Children	852	1,399	60.9%	59.0%	60.2%	57.5%
% of FP17s for the same patient ID Re-attending between 3 & 9 months - Adults	989	2,248	44.0%	51.0%	52.0%	50.4%
% of FP17s for Band 1 Urgent Courses	245	2,546	9.6%	9.5%	9.5%	9.1%
% of FP17s Relating to Free Repair or Replacements	23	2,546	0.9%	0.6%	0.7%	0.8%
% of FP17s Relating to Continuations	16	2,546	0.6%	1.1%	1.2%	1.3%
% of Patients satisfied with the dentistry they have received	3	4	N/A	92.5%	92.9%	92.7%
% of Patients satisfied with the time they had to wait for an appointment	4	4	N/A	89.3%	88.8%	88.8%

* This is based on patients treated on this contract for their most recent course of treatment. Figures in italics indicate the base number of FP17s or Patient Questionnaire responses are less than 100. N/A is shown where the base number of responses is less than 10 during the period. % is calculated as Quantity/Base number*100

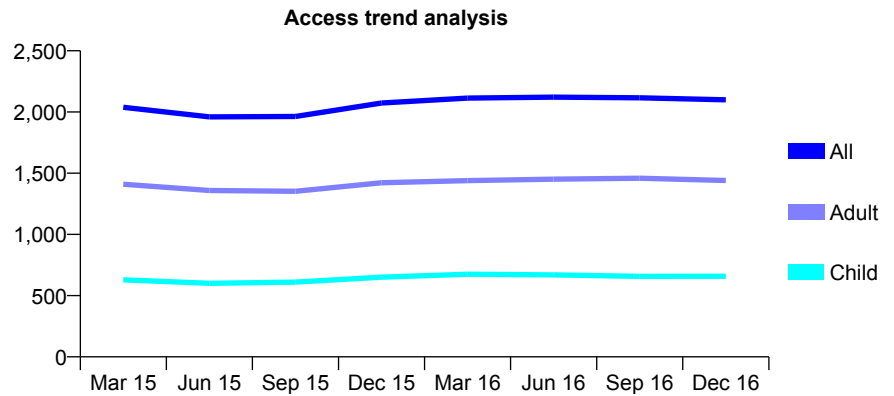
Q68 - Vital Signs At a Glance Contract Report for 741736/0001 - December 2016

Name or company name	MR C NIGRELLI
Contract type name	GDS Contract
Purpose of contract	General
Contract start date	01/04/2006
Contract end date	

16/17 Contracted general activity (UDA)	5,167
Carry forward general activity (UDA)	-45
16/17 Contracted orthodontic activity (UOA)	0
Carry forward orthodontic activity (UOA)	0
Baseline contract value	£139,500.05

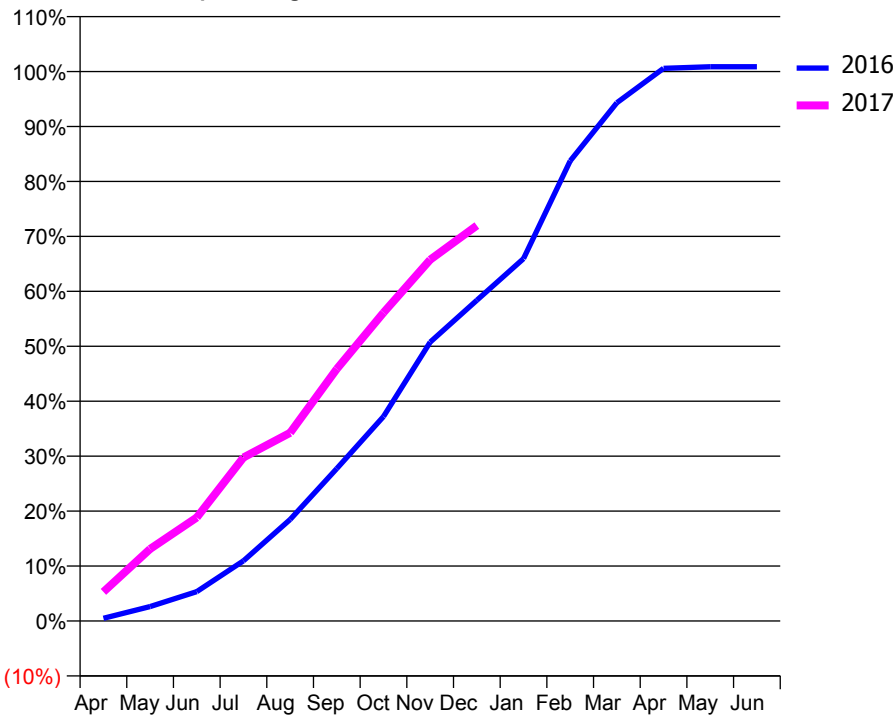
ACCESS*

Patients seen in 24 months	Total	Change since previous quarter
Quarter ending December 2015	2,073	
Quarter ending March 2016	2,114	→
Quarter ending June 2016	2,121	→
Quarter ending September 2016	2,116	→
Quarter ending December 2016	2,100	→
Variance since December 2015	1.3%	→



ACTIVITY

Cumulative percentage of contracted UDA delivered 2016 & 2017



Month	Adjusted Scheduled Activity (UDA)	
	2016	2017
April	25	274
May	136	677
June	276	974
July	566	1,538
August	954	1,770
September	1,434	2,370
October	1,923	2,899
November	2,623	3,397
December	3,016	3,718
January	3,408	
February	4,327	
March	4,873	
April	5,197	
May	5,212	
June	5,212	

QUALITY

	Quantity	Base Number	Contract	AT	Region	England
% of FP17s for the same patient ID Re-attending within 3 months - Children	35	767	4.6%	9.9%	11.9%	12.4%
% of FP17s for the same patient ID Re-attending within 3 months - Adults	125	1,373	9.1%	15.8%	16.5%	16.6%
% of FP17s for the same patient ID Re-attending between 3 & 9 months - Children	500	767	65.2%	59.0%	60.2%	57.5%
% of FP17s for the same patient ID Re-attending between 3 & 9 months - Adults	750	1,373	54.6%	51.0%	52.0%	50.4%
% of FP17s for Band 1 Urgent Courses	86	2,018	4.3%	9.5%	9.5%	9.1%
% of FP17s Relating to Free Repair or Replacements	19	2,018	0.9%	0.6%	0.7%	0.8%
% of FP17s Relating to Continuations	0	2,018	0.0%	1.1%	1.2%	1.3%
% of Patients satisfied with the dentistry they have received	6	6	N/A	92.5%	92.9%	92.7%
% of Patients satisfied with the time they had to wait for an appointment	5	6	N/A	89.3%	88.8%	88.8%

* This is based on patients treated on this contract for their most recent course of treatment. Figures in italics indicate the base number of FP17s or Patient Questionnaire responses are less than 100. N/A is shown where the base number of responses is less than 10 during the period. % is calculated as Quantity/Base number*100

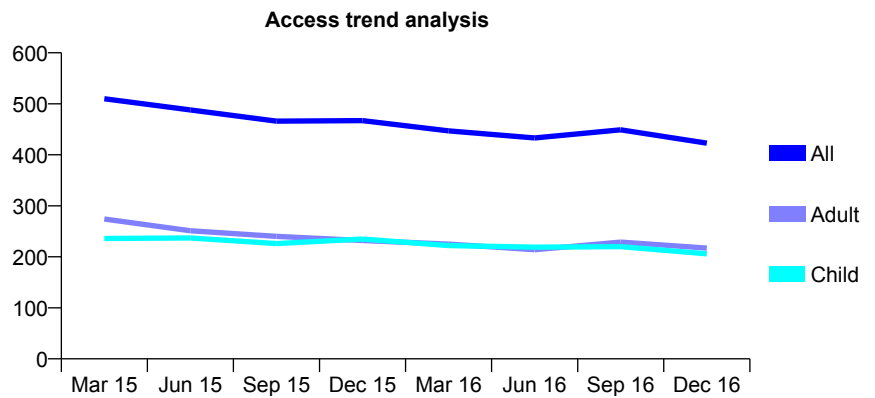
Q68 - Vital Signs At a Glance Contract Report for 742430/0002 - December 2016

Name or company name	Alpha Dental Care
Contract type name	GDS Contract
Purpose of contract	General
Contract start date	04/07/2011
Contract end date	

16/17 Contracted general activity (UDA)	1,500
Carry forward general activity (UDA)	0
16/17 Contracted orthodontic activity (UOA)	0
Carry forward orthodontic activity (UOA)	0
Baseline contract value	£32,541.43

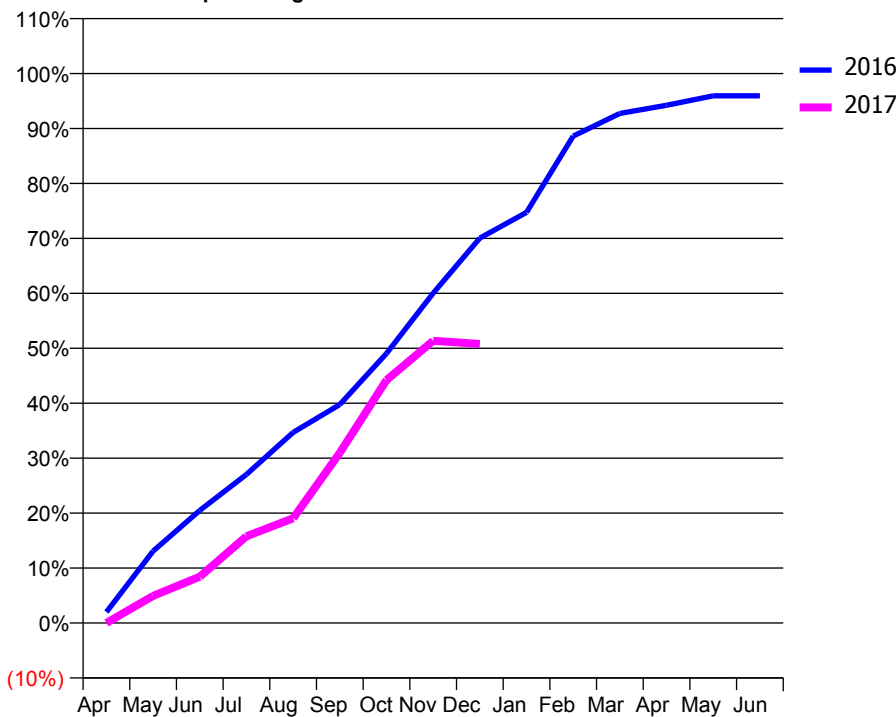
ACCESS*

Patients seen in 24 months	Total	Change since previous quarter
Quarter ending December 2015	467	
Quarter ending March 2016	447	↓
Quarter ending June 2016	433	↓
Quarter ending September 2016	449	↑
Quarter ending December 2016	423	↓
Variance since December 2015	(9.4%)	↓



ACTIVITY

Cumulative percentage of contracted UDA delivered 2016 & 2017



Month	Adjusted Scheduled Activity (UDA)	
	2016	2017
April	30	0
May	196	74
June	307	126
July	406	237
August	520	286
September	596	465
October	736	663
November	900	770
December	1,051	762
January	1,121	
February	1,329	
March	1,391	
April	1,413	
May	1,439	
June	1,439	

QUALITY

	Quantity	Base Number	Contract	AT	Region	England
% of FP17s for the same patient ID Re-attending within 3 months - Children	15	164	9.1%	9.9%	11.9%	12.4%
% of FP17s for the same patient ID Re-attending within 3 months - Adults	19	142	13.4%	15.8%	16.5%	16.6%
% of FP17s for the same patient ID Re-attending between 3 & 9 months - Children	91	164	55.5%	59.0%	60.2%	57.5%
% of FP17s for the same patient ID Re-attending between 3 & 9 months - Adults	59	142	41.5%	51.0%	52.0%	50.4%
% of FP17s for Band 1 Urgent Courses	19	275	6.9%	9.5%	9.5%	9.1%
% of FP17s Relating to Free Repair or Replacements	0	275	0.0%	0.6%	0.7%	0.8%
% of FP17s Relating to Continuations	0	275	0.0%	1.1%	1.2%	1.3%
% of Patients satisfied with the dentistry they have received	0	0	N/A	92.5%	92.9%	92.7%
% of Patients satisfied with the time they had to wait for an appointment	0	0	N/A	89.3%	88.8%	88.8%

* This is based on patients treated on this contract for their most recent course of treatment. Figures in italics indicate the base number of FP17s or Patient Questionnaire responses are less than 100. N/A is shown where the base number of responses is less than 10 during the period. % is calculated as Quantity/Base number*100

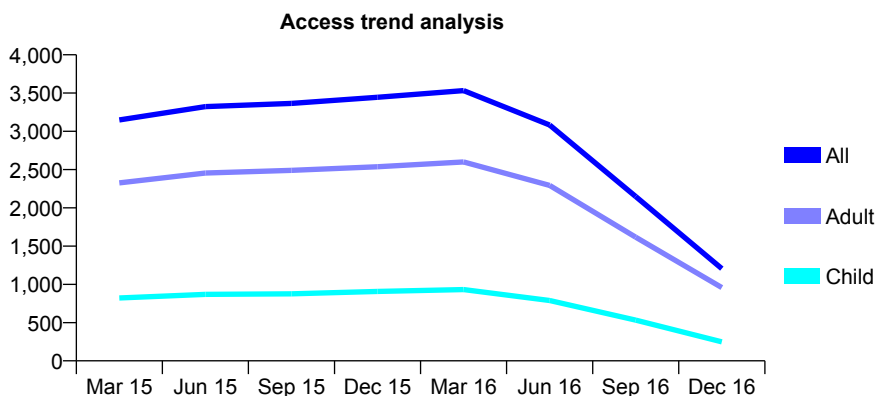
Q68 - Vital Signs At a Glance Contract Report for 743011/0003 - December 2016

Name or company name	MR H AMIR GOUNEHZADEH ALAS
Contract type name	GDS Contract
Purpose of contract	General
Contract start date	01/02/2014
Contract end date	31/05/2016

16/17 Contracted general activity (UDA)	2,229
Carry forward general activity (UDA)	0
16/17 Contracted orthodontic activity (UOA)	0
Carry forward orthodontic activity (UOA)	0
Baseline contract value	£56,494.82

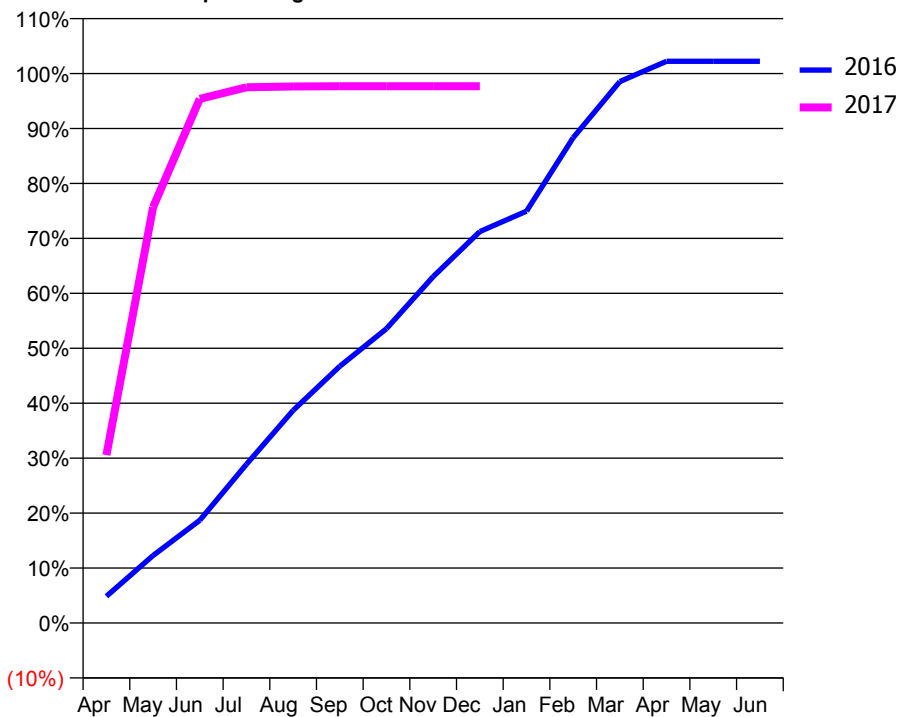
ACCESS*

Patients seen in 24 months	Total	Change since previous quarter
Quarter ending December 2015	3,445	
Quarter ending March 2016	3,532	↑
Quarter ending June 2016	3,082	↓
Quarter ending September 2016	2,149	↓
Quarter ending December 2016	1,205	↓
Variance since December 2015	(65.0%)	↓



ACTIVITY

Cumulative percentage of contracted UDA delivered 2016 & 2017



Month	Adjusted Scheduled Activity (UDA)	
	2016	2017
April	651	681
May	1,642	1,687
June	2,501	2,126
July	3,863	2,173
August	5,174	2,176
September	6,247	2,177
October	7,162	2,177
November	8,430	2,177
December	9,526	2,177
January	10,022	
February	11,808	
March	13,175	
April	13,668	
May	13,668	
June	13,669	

QUALITY

	Quantity	Base Number	Contract	AT	Region	England
% of FP17s for the same patient ID Re-attending within 3 months - Children	25	268	9.3%	9.9%	11.9%	12.4%
% of FP17s for the same patient ID Re-attending within 3 months - Adults	165	727	22.7%	15.8%	16.5%	16.6%
% of FP17s for the same patient ID Re-attending between 3 & 9 months - Children	180	268	67.2%	59.0%	60.2%	57.5%
% of FP17s for the same patient ID Re-attending between 3 & 9 months - Adults	385	727	53.0%	51.0%	52.0%	50.4%
% of FP17s for Band 1 Urgent Courses	86	816	10.5%	9.5%	9.5%	9.1%
% of FP17s Relating to Free Repair or Replacements	6	816	0.7%	0.6%	0.7%	0.8%
% of FP17s Relating to Continuations	31	816	3.8%	1.1%	1.2%	1.3%
% of Patients satisfied with the dentistry they have received	2	2	N/A	92.5%	92.9%	92.7%
% of Patients satisfied with the time they had to wait for an appointment	2	2	N/A	89.3%	88.8%	88.8%

* This is based on patients treated on this contract for their most recent course of treatment. Figures in italics indicate the base number of FP17s or Patient Questionnaire responses are less than 100. N/A is shown where the base number of responses is less than 10 during the period. % is calculated as Quantity/Base number*100

Q68 - Vital Signs At a Glance Contract Report for 745022/0003 - December 2016

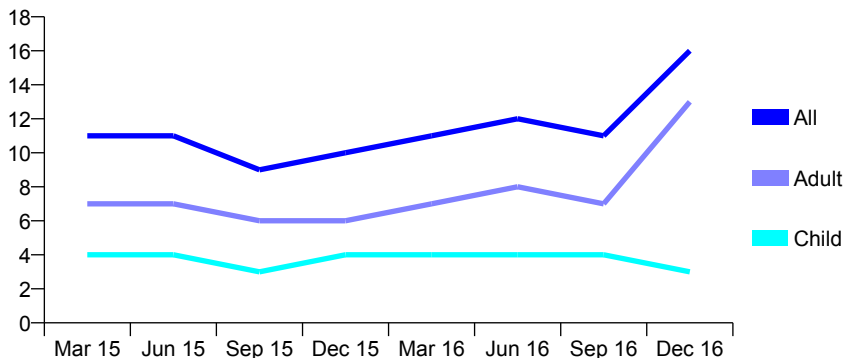
Name or company name	MR NH DOUGLAS
Contract type name	GDS Contract
Purpose of contract	General
Contract start date	01/04/2006
Contract end date	

16/17 Contracted general activity (UDA)	40
Carry forward general activity (UDA)	-1
16/17 Contracted orthodontic activity (UOA)	0
Carry forward orthodontic activity (UOA)	0
Baseline contract value	£1,123.26

ACCESS*

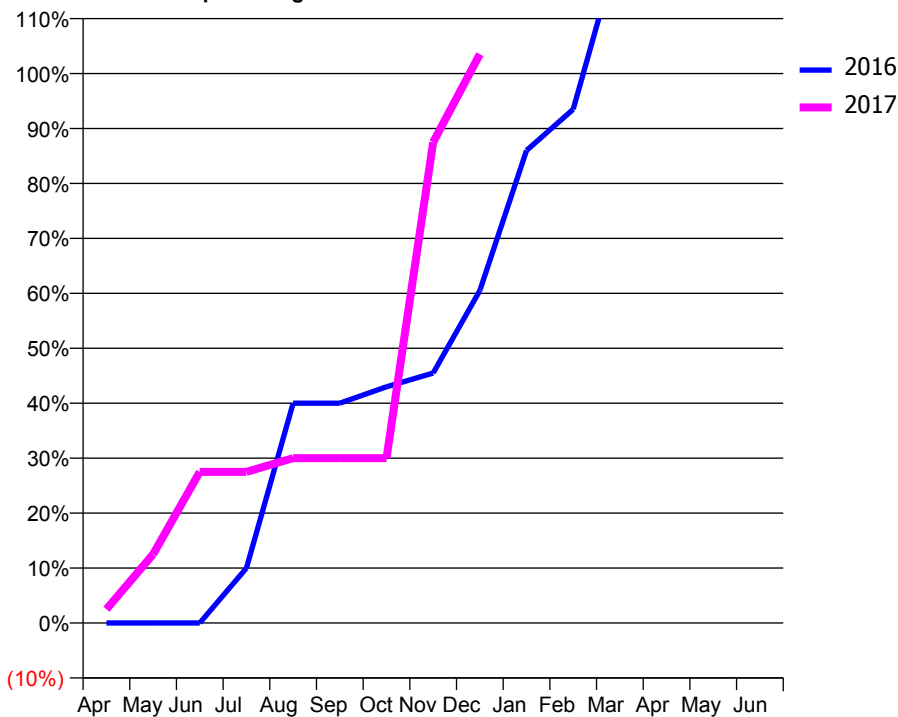
Patients seen in 24 months	Total	Change since previous quarter
Quarter ending December 2015	10	
Quarter ending March 2016	11	↑
Quarter ending June 2016	12	↑
Quarter ending September 2016	11	↓
Quarter ending December 2016	16	↑
Variance since December 2015	60.0%	↑

Access trend analysis



ACTIVITY

Cumulative percentage of contracted UDA delivered 2016 & 2017



Adjusted Scheduled Activity (UDA)

Month	2016	2017
April	0	1
May	0	5
June	0	11
July	4	11
August	16	12
September	16	12
October	17	12
November	18	35
December	24	41
January	34	
February	37	
March	49	
April	51	
May	51	
June	51	

QUALITY

	Quantity	Base Number	Contract	AT	Region	England
% of FP17s for the same patient ID Re-attending within 3 months - Children	0	3	0.0%	9.9%	11.9%	12.4%
% of FP17s for the same patient ID Re-attending within 3 months - Adults	4	15	26.7%	15.8%	16.5%	16.6%
% of FP17s for the same patient ID Re-attending between 3 & 9 months - Children	3	3	100.0%	59.0%	60.2%	57.5%
% of FP17s for the same patient ID Re-attending between 3 & 9 months - Adults	4	15	26.7%	51.0%	52.0%	50.4%
% of FP17s for Band 1 Urgent Courses	2	15	13.3%	9.5%	9.5%	9.1%
% of FP17s Relating to Free Repair or Replacements	0	15	0.0%	0.6%	0.7%	0.8%
% of FP17s Relating to Continuations	0	15	0.0%	1.1%	1.2%	1.3%
% of Patients satisfied with the dentistry they have received	0	0	N/A	92.5%	92.9%	92.7%
% of Patients satisfied with the time they had to wait for an appointment	0	0	N/A	89.3%	88.8%	88.8%

* This is based on patients treated on this contract for their most recent course of treatment. Figures in italics indicate the base number of FP17s or Patient Questionnaire responses are less than 100. N/A is shown where the base number of responses is less than 10 during the period. % is calculated as Quantity/Base number*100

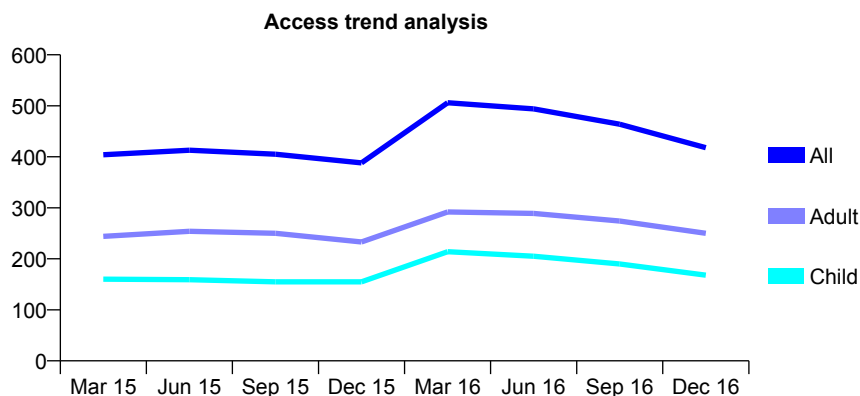
Q68 - Vital Signs At a Glance Contract Report for 745197/0001 - December 2016

Name or company name	MR MA LUNN
Contract type name	GDS Contract
Purpose of contract	General
Contract start date	01/04/2006
Contract end date	

16/17 Contracted general activity (UDA)	1,330
Carry forward general activity (UDA)	13
16/17 Contracted orthodontic activity (UOA)	0
Carry forward orthodontic activity (UOA)	0
Baseline contract value	£34,819.19

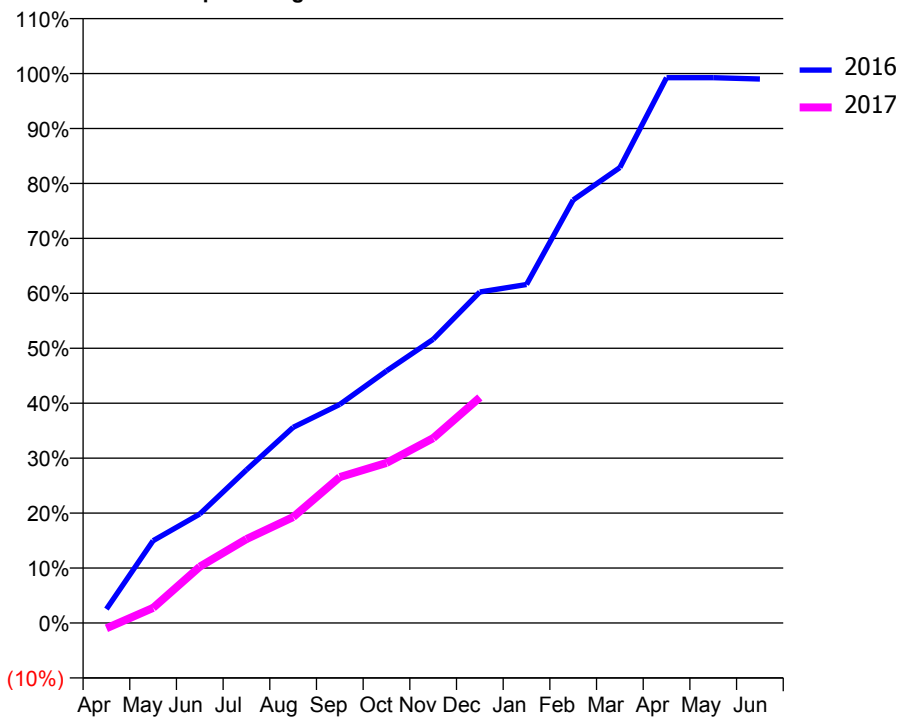
ACCESS*

Patients seen in 24 months	Total	Change since previous quarter
Quarter ending December 2015	388	
Quarter ending March 2016	506	↑
Quarter ending June 2016	494	↓
Quarter ending September 2016	464	↓
Quarter ending December 2016	418	↓
Variance since December 2015	7.7%	↑



ACTIVITY

Cumulative percentage of contracted UDA delivered 2016 & 2017



Month	Adjusted Scheduled Activity (UDA)	
	2016	2017
April	34	-13
May	199	37
June	264	136
July	371	203
August	474	256
September	529	353
October	610	388
November	687	447
December	801	546
January	819	
February	1,024	
March	1,102	
April	1,320	
May	1,320	
June	1,317	

QUALITY

	Quantity	Base Number	Contract	AT	Region	England
% of FP17s for the same patient ID Re-attending within 3 months - Children	9	232	3.9%	9.9%	11.9%	12.4%
% of FP17s for the same patient ID Re-attending within 3 months - Adults	30	245	12.2%	15.8%	16.5%	16.6%
% of FP17s for the same patient ID Re-attending between 3 & 9 months - Children	97	232	41.8%	59.0%	60.2%	57.5%
% of FP17s for the same patient ID Re-attending between 3 & 9 months - Adults	92	245	37.6%	51.0%	52.0%	50.4%
% of FP17s for Band 1 Urgent Courses	25	337	7.4%	9.5%	9.5%	9.1%
% of FP17s Relating to Free Repair or Replacements	0	337	0.0%	0.6%	0.7%	0.8%
% of FP17s Relating to Continuations	0	337	0.0%	1.1%	1.2%	1.3%
% of Patients satisfied with the dentistry they have received	1	1	N/A	92.5%	92.9%	92.7%
% of Patients satisfied with the time they had to wait for an appointment	1	1	N/A	89.3%	88.8%	88.8%

* This is based on patients treated on this contract for their most recent course of treatment. Figures in italics indicate the base number of FP17s or Patient Questionnaire responses are less than 100. N/A is shown where the base number of responses is less than 10 during the period. % is calculated as Quantity/Base number*100

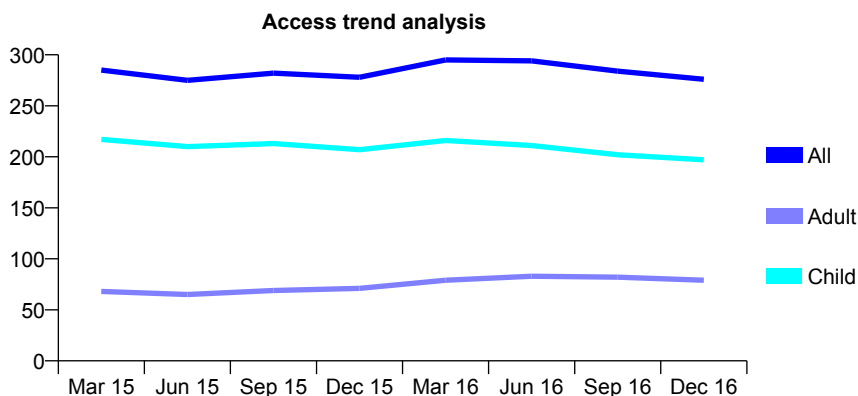
Q68 - Vital Signs At a Glance Contract Report for 745480/0001 - December 2016

Name or company name	MR GH BURGESS
Contract type name	GDS Contract
Purpose of contract	General
Contract start date	01/04/2006
Contract end date	

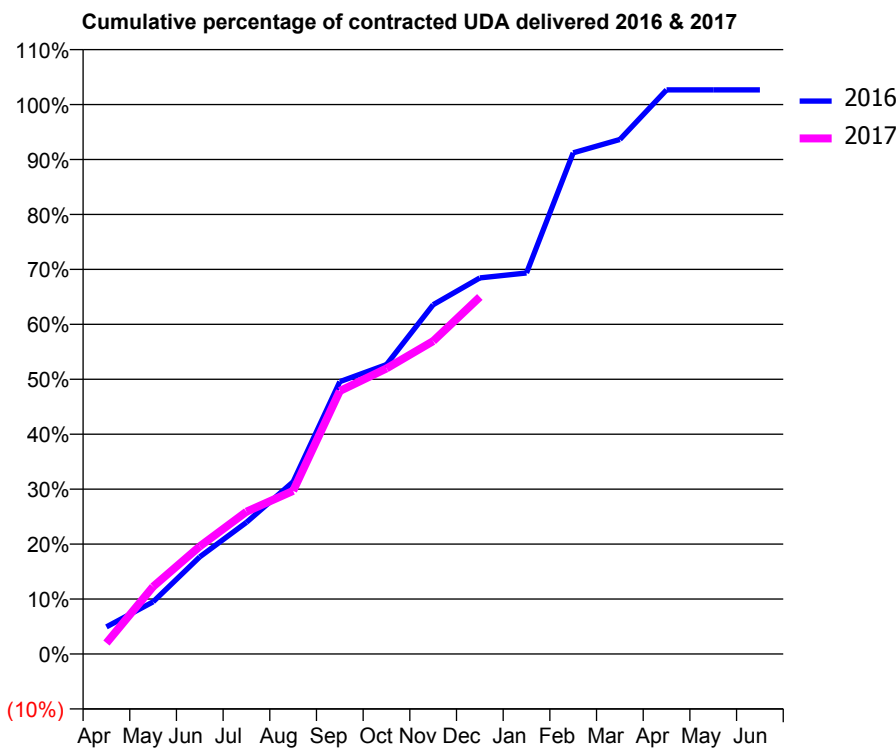
16/17 Contracted general activity (UDA)	450
Carry forward general activity (UDA)	-9
16/17 Contracted orthodontic activity (UOA)	0
Carry forward orthodontic activity (UOA)	0
Baseline contract value	£9,770.98

ACCESS*

Patients seen in 24 months	Total	Change since previous quarter
Quarter ending December 2015	278	
Quarter ending March 2016	295	↑
Quarter ending June 2016	294	→
Quarter ending September 2016	284	↓
Quarter ending December 2016	276	↓
Variance since December 2015	(0.7%)	→



ACTIVITY



Month	Adjusted Scheduled Activity (UDA)	
	2016	2017
April	22	9
May	43	55
June	80	88
July	108	117
August	141	134
September	223	215
October	237	234
November	286	256
December	308	292
January	312	
February	410	
March	421	
April	462	
May	462	
June	462	

QUALITY

	Quantity	Base Number	Contract	AT	Region	England
% of FP17s for the same patient ID Re-attending within 3 months - Children	9	189	4.8%	9.9%	11.9%	12.4%
% of FP17s for the same patient ID Re-attending within 3 months - Adults	4	57	7.0%	15.8%	16.5%	16.6%
% of FP17s for the same patient ID Re-attending between 3 & 9 months - Children	74	189	39.2%	59.0%	60.2%	57.5%
% of FP17s for the same patient ID Re-attending between 3 & 9 months - Adults	5	57	8.8%	51.0%	52.0%	50.4%
% of FP17s for Band 1 Urgent Courses	12	216	5.6%	9.5%	9.5%	9.1%
% of FP17s Relating to Free Repair or Replacements	0	216	0.0%	0.6%	0.7%	0.8%
% of FP17s Relating to Continuations	0	216	0.0%	1.1%	1.2%	1.3%
% of Patients satisfied with the dentistry they have received	0	0	N/A	92.5%	92.9%	92.7%
% of Patients satisfied with the time they had to wait for an appointment	0	0	N/A	89.3%	88.8%	88.8%

* This is based on patients treated on this contract for their most recent course of treatment. Figures in italics indicate the base number of FP17s or Patient Questionnaire responses are less than 100. N/A is shown where the base number of responses is less than 10 during the period. % is calculated as Quantity/Base number*100

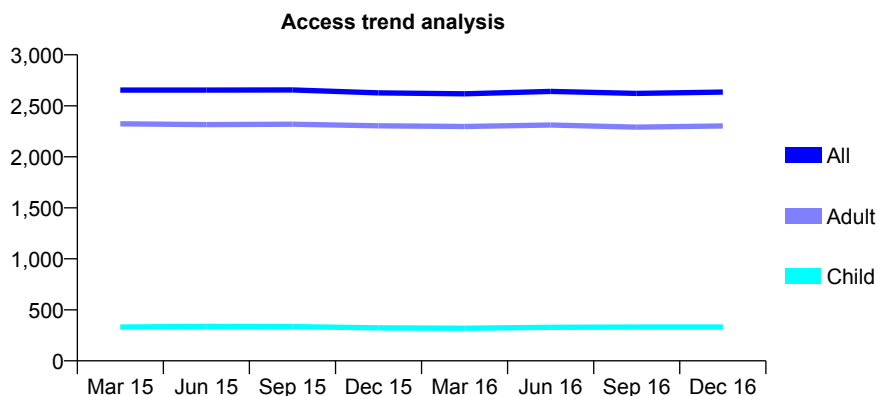
Q68 - Vital Signs At a Glance Contract Report for 748943/0001 - December 2016

Name or company name	MR JD BRODERICK
Contract type name	GDS Contract
Purpose of contract	General and Orthodontic
Contract start date	01/04/2006
Contract end date	

16/17 Contracted general activity (UDA)	9,070
Carry forward general activity (UDA)	0
16/17 Contracted orthodontic activity (UOA)	336
Carry forward orthodontic activity (UOA)	0
Baseline contract value	£229,874.55

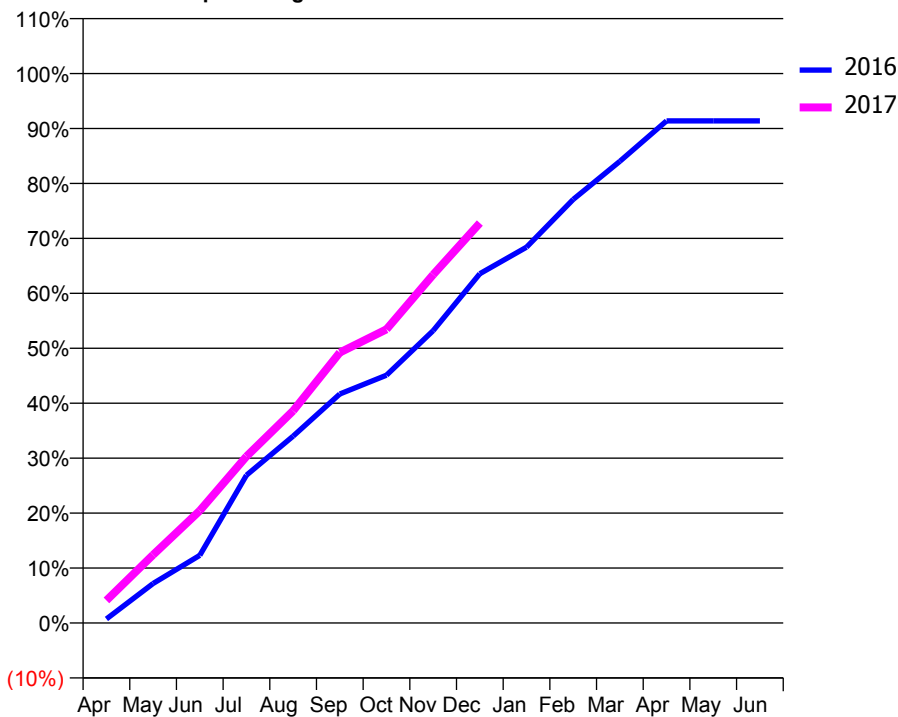
ACCESS*

Patients seen in 24 months	Total	Change since previous quarter
Quarter ending December 2015	2,627	
Quarter ending March 2016	2,618	→
Quarter ending June 2016	2,641	→
Quarter ending September 2016	2,622	→
Quarter ending December 2016	2,634	→
Variance since December 2015	0.3%	→



ACTIVITY

Cumulative percentage of contracted UDA delivered 2016 & 2017



Month	Adjusted Scheduled Activity (UDA)	
	2016	2017
April	66	373
May	652	1,127
June	1,117	1,854
July	2,441	2,750
August	3,085	3,502
September	3,780	4,466
October	4,091	4,847
November	4,827	5,750
December	5,765	6,601
January	6,204	
February	6,992	
March	7,622	
April	8,287	
May	8,287	
June	8,287	

QUALITY

	Quantity	Base Number	Contract	AT	Region	England
% of FP17s for the same patient ID Re-attending within 3 months - Children	24	371	6.5%	9.9%	11.9%	12.4%
% of FP17s for the same patient ID Re-attending within 3 months - Adults	348	2,647	13.1%	15.8%	16.5%	16.6%
% of FP17s for the same patient ID Re-attending between 3 & 9 months - Children	191	371	51.5%	59.0%	60.2%	57.5%
% of FP17s for the same patient ID Re-attending between 3 & 9 months - Adults	1,487	2,647	56.2%	51.0%	52.0%	50.4%
% of FP17s for Band 1 Urgent Courses	161	2,745	5.9%	9.5%	9.5%	9.1%
% of FP17s Relating to Free Repair or Replacements	23	2,745	0.8%	0.6%	0.7%	0.8%
% of FP17s Relating to Continuations	80	2,745	2.9%	1.1%	1.2%	1.3%
% of Patients satisfied with the dentistry they have received	6	6	N/A	92.5%	92.9%	92.7%
% of Patients satisfied with the time they had to wait for an appointment	5	6	N/A	89.3%	88.8%	88.8%

* This is based on patients treated on this contract for their most recent course of treatment. Figures in italics indicate the base number of FP17s or Patient Questionnaire responses are less than 100. N/A is shown where the base number of responses is less than 10 during the period. % is calculated as Quantity/Base number*100

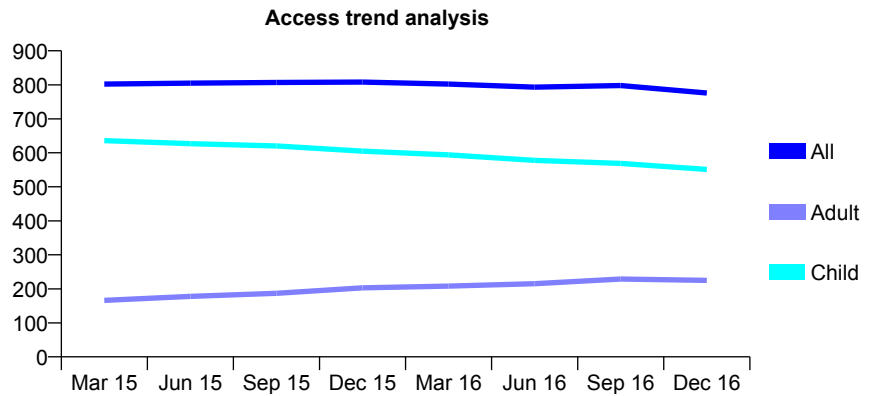
Q68 - Vital Signs At a Glance Contract Report for 748978/0001 - December 2016

Name or company name	MISS EH BLIGNAUT
Contract type name	GDS Contract
Purpose of contract	General
Contract start date	01/04/2006
Contract end date	

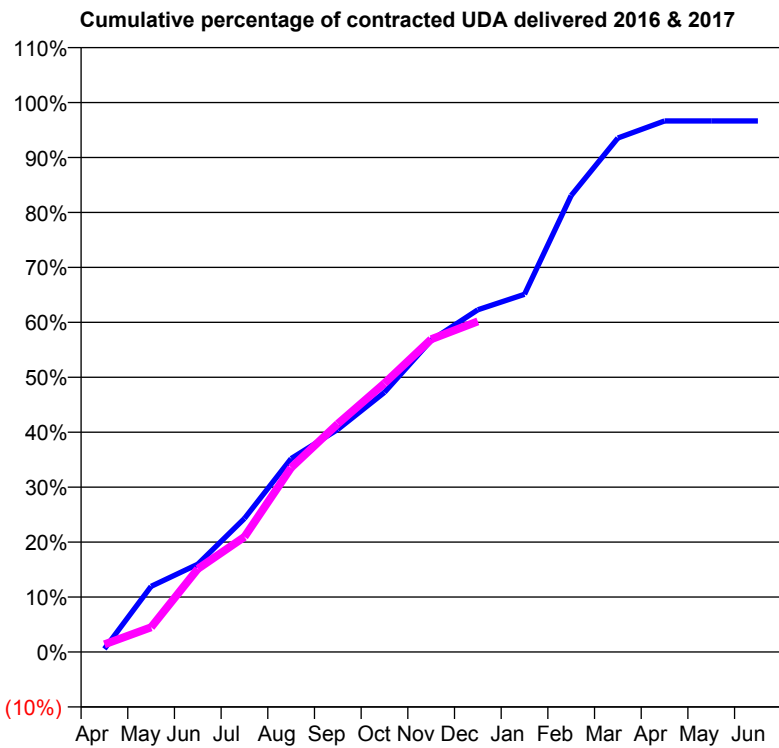
16/17 Contracted general activity (UDA)	1,733
Carry forward general activity (UDA)	58
16/17 Contracted orthodontic activity (UOA)	0
Carry forward orthodontic activity (UOA)	0
Baseline contract value	£68,979.74

ACCESS*

Patients seen in 24 months	Total	Change since previous quarter
Quarter ending December 2015	808	
Quarter ending March 2016	802	→
Quarter ending June 2016	793	↓
Quarter ending September 2016	798	→
Quarter ending December 2016	776	↓
Variance since December 2015	(4.0%)	↓



ACTIVITY



Month	Adjusted Scheduled Activity (UDA)	
	2016	2017
April	10	24
May	207	78
June	277	262
July	421	363
August	610	582
September	702	720
October	819	848
November	983	987
December	1,079	1,043
January	1,128	
February	1,440	
March	1,621	
April	1,675	
May	1,675	
June	1,675	

QUALITY

	Quantity	Base Number	Contract	AT	Region	England
% of FP17s for the same patient ID Re-attending within 3 months - Children	49	614	8.0%	9.9%	11.9%	12.4%
% of FP17s for the same patient ID Re-attending within 3 months - Adults	5	92	5.4%	15.8%	16.5%	16.6%
% of FP17s for the same patient ID Re-attending between 3 & 9 months - Children	355	614	57.8%	59.0%	60.2%	57.5%
% of FP17s for the same patient ID Re-attending between 3 & 9 months - Adults	54	92	58.7%	51.0%	52.0%	50.4%
% of FP17s for Band 1 Urgent Courses	3	666	0.5%	9.5%	9.5%	9.1%
% of FP17s Relating to Free Repair or Replacements	0	666	0.0%	0.6%	0.7%	0.8%
% of FP17s Relating to Continuations	0	666	0.0%	1.1%	1.2%	1.3%
% of Patients satisfied with the dentistry they have received	1	1	N/A	92.5%	92.9%	92.7%
% of Patients satisfied with the time they had to wait for an appointment	1	1	N/A	89.3%	88.8%	88.8%

* This is based on patients treated on this contract for their most recent course of treatment. Figures in italics indicate the base number of FP17s or Patient Questionnaire responses are less than 100. N/A is shown where the base number of responses is less than 10 during the period. % is calculated as Quantity/Base number*100

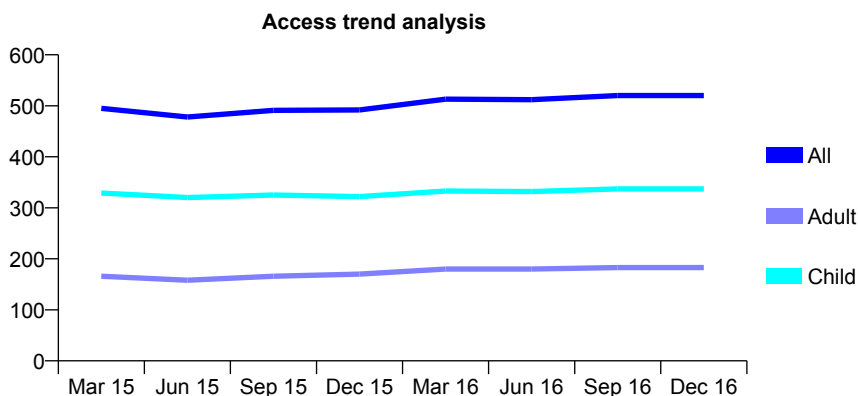
Q68 - Vital Signs At a Glance Contract Report for 751987/0001 - December 2016

Name or company name	MR DS RAJU
Contract type name	GDS Contract
Purpose of contract	General
Contract start date	01/08/2006
Contract end date	

16/17 Contracted general activity (UDA)	1,680
Carry forward general activity (UDA)	15
16/17 Contracted orthodontic activity (UOA)	0
Carry forward orthodontic activity (UOA)	0
Baseline contract value	£37,943.51

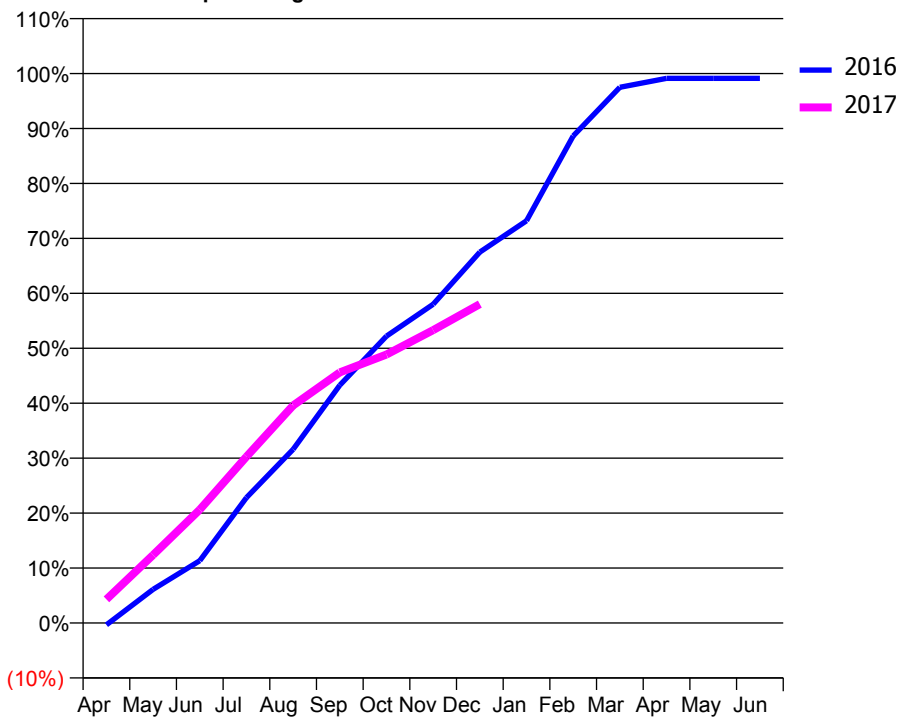
ACCESS*

Patients seen in 24 months	Total	Change since previous quarter
Quarter ending December 2015	492	
Quarter ending March 2016	513	↑
Quarter ending June 2016	512	→
Quarter ending September 2016	520	→
Quarter ending December 2016	520	→
Variance since December 2015	5.7%	↑



ACTIVITY

Cumulative percentage of contracted UDA delivered 2016 & 2017



Month	Adjusted Scheduled Activity (UDA)	
	2016	2017
April	-6	72
May	103	208
June	191	347
July	383	508
August	531	665
September	727	766
October	877	821
November	974	895
December	1,134	975
January	1,230	
February	1,489	
March	1,638	
April	1,665	
May	1,665	
June	1,665	

QUALITY

	Quantity	Base Number	Contract	AT	Region	England
% of FP17s for the same patient ID Re-attending within 3 months - Children	90	474	19.0%	9.9%	11.9%	12.4%
% of FP17s for the same patient ID Re-attending within 3 months - Adults	40	213	18.8%	15.8%	16.5%	16.6%
% of FP17s for the same patient ID Re-attending between 3 & 9 months - Children	305	474	64.3%	59.0%	60.2%	57.5%
% of FP17s for the same patient ID Re-attending between 3 & 9 months - Adults	136	213	63.8%	51.0%	52.0%	50.4%
% of FP17s for Band 1 Urgent Courses	30	668	4.5%	9.5%	9.5%	9.1%
% of FP17s Relating to Free Repair or Replacements	0	668	0.0%	0.6%	0.7%	0.8%
% of FP17s Relating to Continuations	4	668	0.6%	1.1%	1.2%	1.3%
% of Patients satisfied with the dentistry they have received	0	0	N/A	92.5%	92.9%	92.7%
% of Patients satisfied with the time they had to wait for an appointment	0	0	N/A	89.3%	88.8%	88.8%

* This is based on patients treated on this contract for their most recent course of treatment. Figures in italics indicate the base number of FP17s or Patient Questionnaire responses are less than 100. N/A is shown where the base number of responses is less than 10 during the period. % is calculated as Quantity/Base number*100

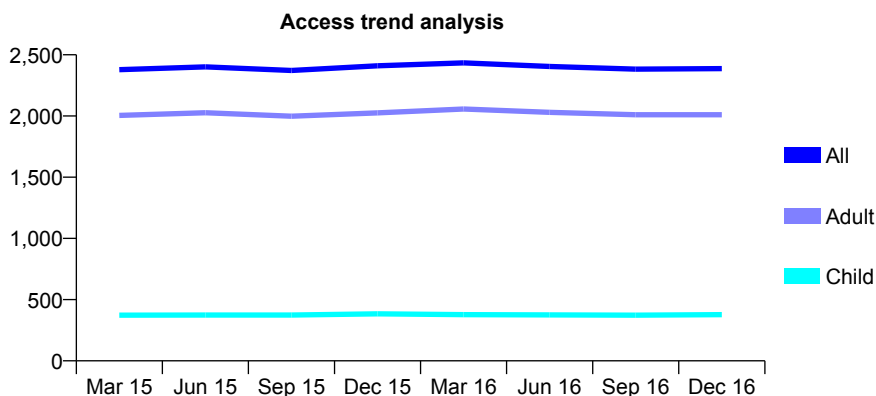
Q68 - Vital Signs At a Glance Contract Report for 754358/0001 - December 2016

Name or company name	MR TE CRONIN
Contract type name	GDS Contract
Purpose of contract	General
Contract start date	01/04/2006
Contract end date	

16/17 Contracted general activity (UDA)	9,110
Carry forward general activity (UDA)	241
16/17 Contracted orthodontic activity (UOA)	0
Carry forward orthodontic activity (UOA)	0
Baseline contract value	£218,234.64

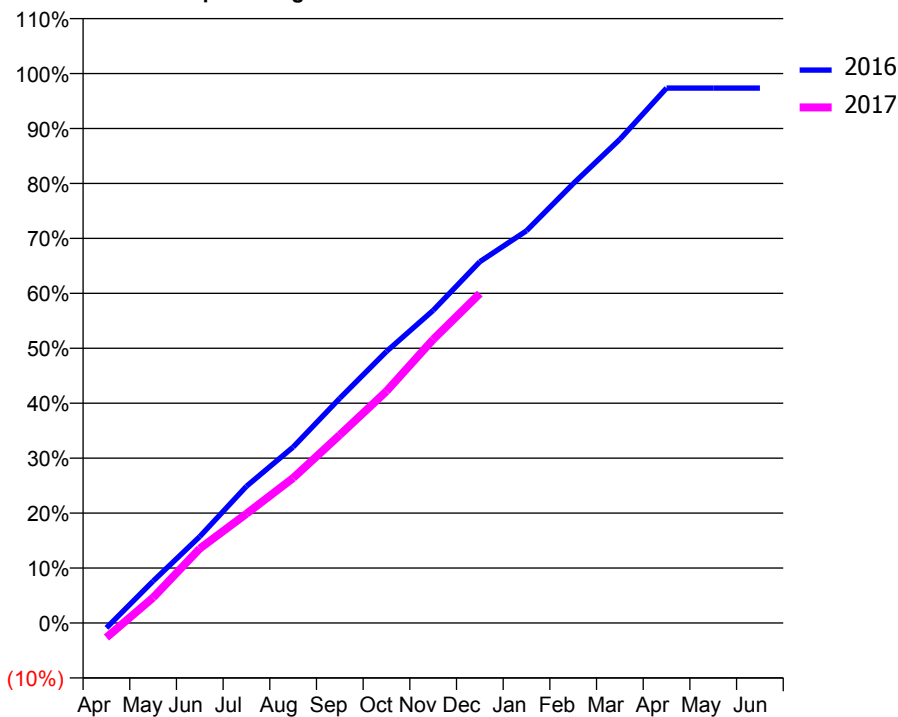
ACCESS*

Patients seen in 24 months	Total	Change since previous quarter
Quarter ending December 2015	2,410	
Quarter ending March 2016	2,434	→
Quarter ending June 2016	2,405	↓
Quarter ending September 2016	2,383	→
Quarter ending December 2016	2,387	→
Variance since December 2015	(1.0%)	→



ACTIVITY

Cumulative percentage of contracted UDA delivered 2016 & 2017



Month	Adjusted Scheduled Activity (UDA)	
	2016	2017
April	-82	-241
May	695	421
June	1,435	1,235
July	2,266	1,811
August	2,916	2,404
September	3,726	3,118
October	4,503	3,843
November	5,182	4,702
December	5,989	5,461
January	6,503	
February	7,283	
March	8,018	
April	8,869	
May	8,869	
June	8,869	

QUALITY

	Quantity	Base Number	Contract	AT	Region	England
% of FP17s for the same patient ID Re-attending within 3 months - Children	9	369	2.4%	9.9%	11.9%	12.4%
% of FP17s for the same patient ID Re-attending within 3 months - Adults	278	2,376	11.7%	15.8%	16.5%	16.6%
% of FP17s for the same patient ID Re-attending between 3 & 9 months - Children	221	369	59.9%	59.0%	60.2%	57.5%
% of FP17s for the same patient ID Re-attending between 3 & 9 months - Adults	1,453	2,376	61.2%	51.0%	52.0%	50.4%
% of FP17s for Band 1 Urgent Courses	115	2,409	4.8%	9.5%	9.5%	9.1%
% of FP17s Relating to Free Repair or Replacements	12	2,409	0.5%	0.6%	0.7%	0.8%
% of FP17s Relating to Continuations	32	2,409	1.3%	1.1%	1.2%	1.3%
% of Patients satisfied with the dentistry they have received	9	10	90.0%	92.5%	92.9%	92.7%
% of Patients satisfied with the time they had to wait for an appointment	10	10	100.0%	89.3%	88.8%	88.8%

* This is based on patients treated on this contract for their most recent course of treatment. Figures in italics indicate the base number of FP17s or Patient Questionnaire responses are less than 100. N/A is shown where the base number of responses is less than 10 during the period. % is calculated as Quantity/Base number*100

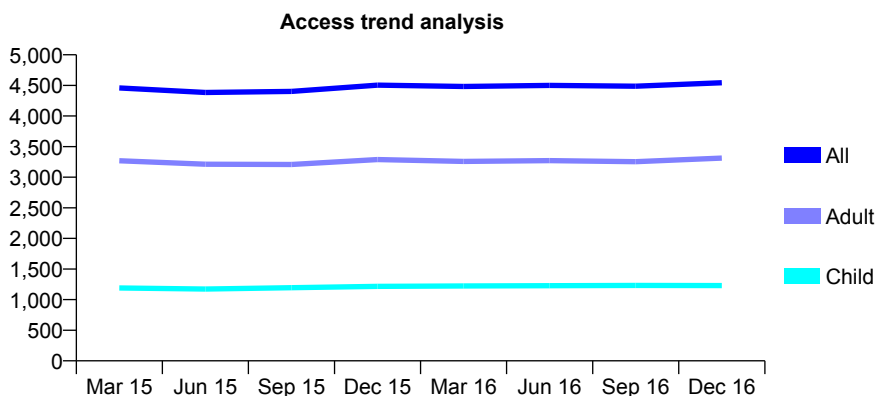
Q68 - Vital Signs At a Glance Contract Report for 755389/0001 - December 2016

Name or company name	MR SD KELL
Contract type name	GDS Contract
Purpose of contract	General
Contract start date	01/08/2007
Contract end date	

16/17 Contracted general activity (UDA)	12,216
Carry forward general activity (UDA)	252
16/17 Contracted orthodontic activity (UOA)	0
Carry forward orthodontic activity (UOA)	0
Baseline contract value	£288,046.85

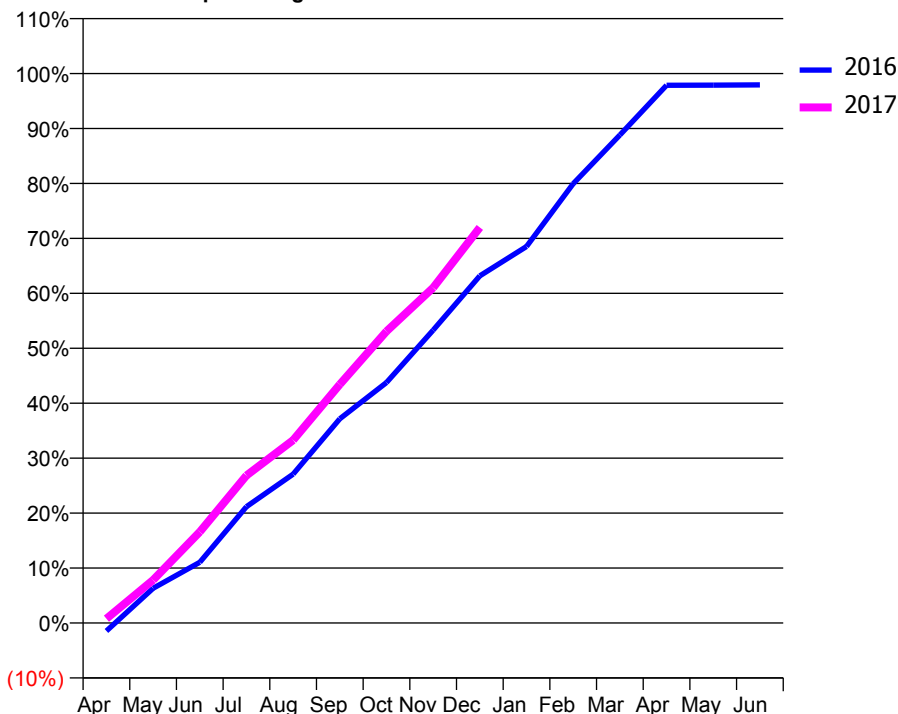
ACCESS*

Patients seen in 24 months	Total	Change since previous quarter
Quarter ending December 2015	4,504	
Quarter ending March 2016	4,482	→
Quarter ending June 2016	4,500	→
Quarter ending September 2016	4,487	→
Quarter ending December 2016	4,543	→
Variance since December 2015	0.9%	→



ACTIVITY

Cumulative percentage of contracted UDA delivered 2016 & 2017



Month	Adjusted Scheduled Activity (UDA)	
	2016	2017
April	-179	96
May	772	957
June	1,350	2,025
July	2,585	3,280
August	3,309	4,066
September	4,539	5,304
October	5,346	6,486
November	6,513	7,454
December	7,719	8,793
January	8,370	
February	9,765	
March	10,849	
April	11,954	
May	11,957	
June	11,964	

QUALITY

	Quantity	Base Number	Contract	AT	Region	England
% of FP17s for the same patient ID Re-attending within 3 months - Children	119	1,546	7.7%	9.9%	11.9%	12.4%
% of FP17s for the same patient ID Re-attending within 3 months - Adults	622	4,034	15.4%	15.8%	16.5%	16.6%
% of FP17s for the same patient ID Re-attending between 3 & 9 months - Children	1,058	1,546	68.4%	59.0%	60.2%	57.5%
% of FP17s for the same patient ID Re-attending between 3 & 9 months - Adults	2,446	4,034	60.6%	51.0%	52.0%	50.4%
% of FP17s for Band 1 Urgent Courses	236	4,353	5.4%	9.5%	9.5%	9.1%
% of FP17s Relating to Free Repair or Replacements	40	4,353	0.9%	0.6%	0.7%	0.8%
% of FP17s Relating to Continuations	37	4,353	0.8%	1.1%	1.2%	1.3%
% of Patients satisfied with the dentistry they have received	8	9	N/A	92.5%	92.9%	92.7%
% of Patients satisfied with the time they had to wait for an appointment	9	9	N/A	89.3%	88.8%	88.8%

* This is based on patients treated on this contract for their most recent course of treatment. Figures in italics indicate the base number of FP17s or Patient Questionnaire responses are less than 100. N/A is shown where the base number of responses is less than 10 during the period. % is calculated as Quantity/Base number*100

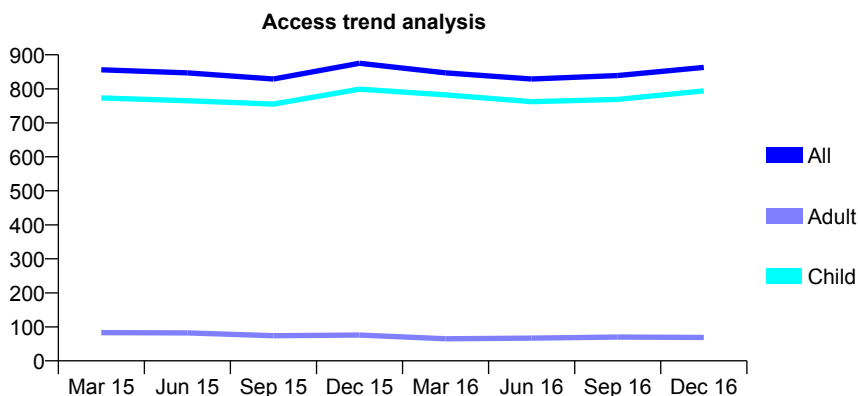
Q68 - Vital Signs At a Glance Contract Report for 762113/0001 - December 2016

Name or company name	MR M SABAH
Contract type name	GDS Contract
Purpose of contract	General
Contract start date	01/04/2006
Contract end date	

16/17 Contracted general activity (UDA)	2,397
Carry forward general activity (UDA)	0
16/17 Contracted orthodontic activity (UOA)	0
Carry forward orthodontic activity (UOA)	0
Baseline contract value	£50,182.64

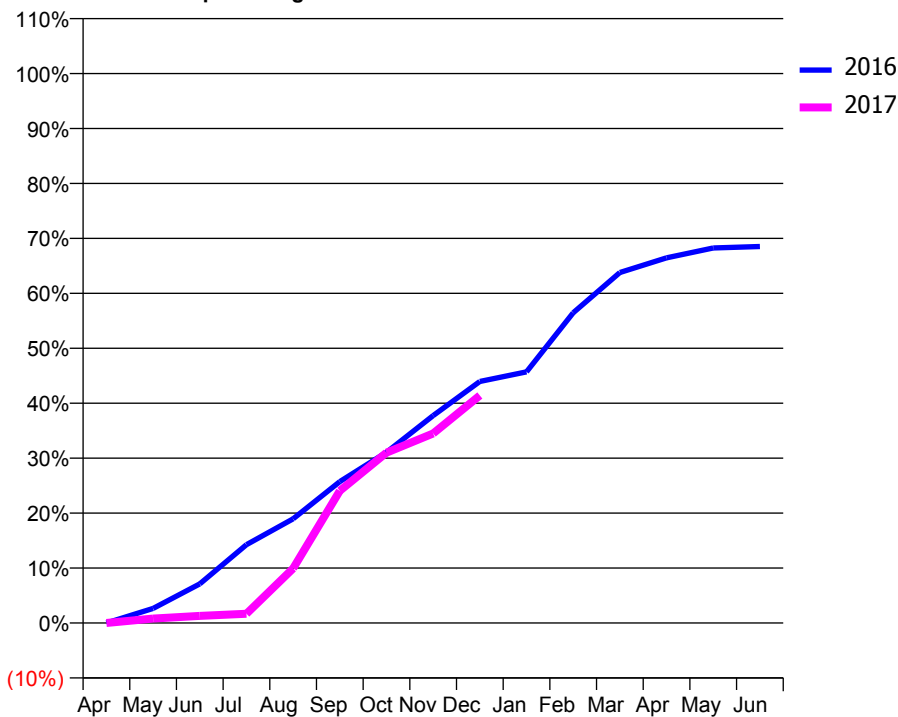
ACCESS*

Patients seen in 24 months	Total	Change since previous quarter
Quarter ending December 2015	875	
Quarter ending March 2016	847	↓
Quarter ending June 2016	829	↓
Quarter ending September 2016	839	→
Quarter ending December 2016	863	↑
Variance since December 2015	(1.4%)	↓



ACTIVITY

Cumulative percentage of contracted UDA delivered 2016 & 2017



Month	Adjusted Scheduled Activity (UDA)	
	2016	2017
April	0	0
May	64	19
June	171	31
July	342	40
August	454	238
September	617	577
October	745	743
November	905	827
December	1,054	993
January	1,096	
February	1,353	
March	1,529	
April	1,593	
May	1,636	
June	1,642	

QUALITY

	Quantity	Base Number	Contract	AT	Region	England
% of FP17s for the same patient ID Re-attending within 3 months - Children	53	785	6.8%	9.9%	11.9%	12.4%
% of FP17s for the same patient ID Re-attending within 3 months - Adults	1	14	7.1%	15.8%	16.5%	16.6%
% of FP17s for the same patient ID Re-attending between 3 & 9 months - Children	440	785	56.1%	59.0%	60.2%	57.5%
% of FP17s for the same patient ID Re-attending between 3 & 9 months - Adults	10	14	71.4%	51.0%	52.0%	50.4%
% of FP17s for Band 1 Urgent Courses	29	720	4.0%	9.5%	9.5%	9.1%
% of FP17s Relating to Free Repair or Replacements	1	720	0.1%	0.6%	0.7%	0.8%
% of FP17s Relating to Continuations	0	720	0.0%	1.1%	1.2%	1.3%
% of Patients satisfied with the dentistry they have received	0	0	N/A	92.5%	92.9%	92.7%
% of Patients satisfied with the time they had to wait for an appointment	0	0	N/A	89.3%	88.8%	88.8%

* This is based on patients treated on this contract for their most recent course of treatment. Figures in italics indicate the base number of FP17s or Patient Questionnaire responses are less than 100. N/A is shown where the base number of responses is less than 10 during the period. % is calculated as Quantity/Base number*100

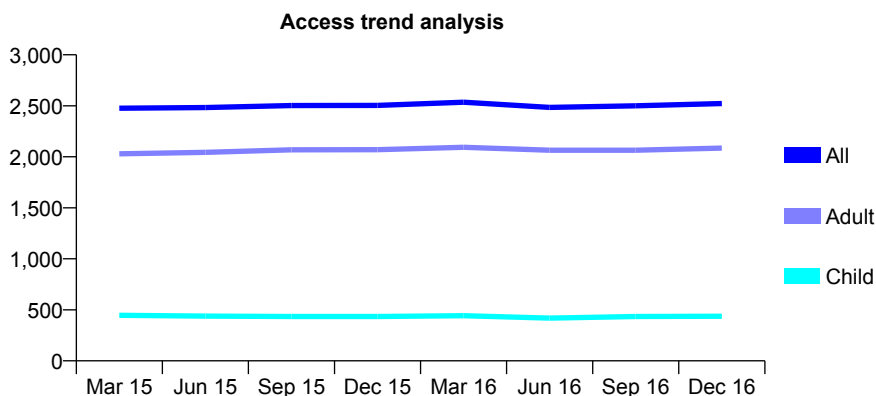
Q68 - Vital Signs At a Glance Contract Report for 762369/0001 - December 2016

Name or company name	MR F DIRAKVAND
Contract type name	GDS Contract
Purpose of contract	General
Contract start date	01/04/2006
Contract end date	

16/17 Contracted general activity (UDA)	8,356
Carry forward general activity (UDA)	-6
16/17 Contracted orthodontic activity (UOA)	0
Carry forward orthodontic activity (UOA)	0
Baseline contract value	£206,119.79

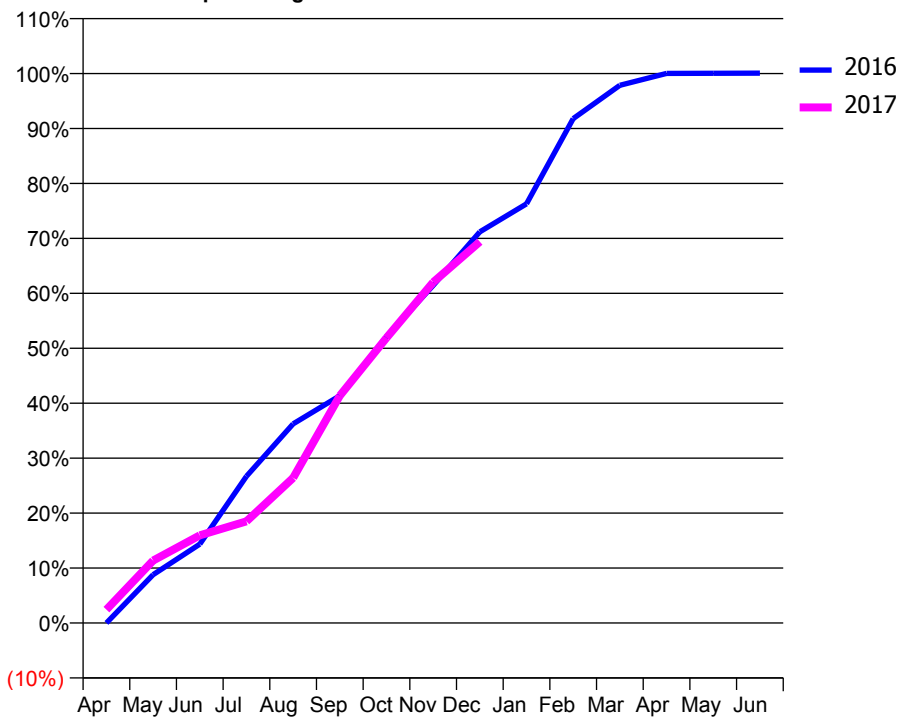
ACCESS*

Patients seen in 24 months	Total	Change since previous quarter
Quarter ending December 2015	2,504	
Quarter ending March 2016	2,535	→
Quarter ending June 2016	2,484	↓
Quarter ending September 2016	2,500	→
Quarter ending December 2016	2,522	→
Variance since December 2015	0.7%	→



ACTIVITY

Cumulative percentage of contracted UDA delivered 2016 & 2017



Adjusted Scheduled Activity (UDA)

Month	2016	2017
April	0	203
May	735	950
June	1,200	1,333
July	2,232	1,547
August	3,029	2,207
September	3,455	3,457
October	4,354	4,335
November	5,134	5,182
December	5,949	5,797
January	6,374	
February	7,670	
March	8,177	
April	8,357	
May	8,358	
June	8,362	

QUALITY

	Quantity	Base Number	Contract	AT	Region	England
% of FP17s for the same patient ID Re-attending within 3 months - Children	18	407	4.4%	9.9%	11.9%	12.4%
% of FP17s for the same patient ID Re-attending within 3 months - Adults	201	2,066	9.7%	15.8%	16.5%	16.6%
% of FP17s for the same patient ID Re-attending between 3 & 9 months - Children	232	407	57.0%	59.0%	60.2%	57.5%
% of FP17s for the same patient ID Re-attending between 3 & 9 months - Adults	1,204	2,066	58.3%	51.0%	52.0%	50.4%
% of FP17s for Band 1 Urgent Courses	87	2,387	3.6%	9.5%	9.5%	9.1%
% of FP17s Relating to Free Repair or Replacements	22	2,387	0.9%	0.6%	0.7%	0.8%
% of FP17s Relating to Continuations	1	2,387	0.0%	1.1%	1.2%	1.3%
% of Patients satisfied with the dentistry they have received	1	1	N/A	92.5%	92.9%	92.7%
% of Patients satisfied with the time they had to wait for an appointment	1	1	N/A	89.3%	88.8%	88.8%

* This is based on patients treated on this contract for their most recent course of treatment. Figures in italics indicate the base number of FP17s or Patient Questionnaire responses are less than 100. N/A is shown where the base number of responses is less than 10 during the period. % is calculated as Quantity/Base number*100

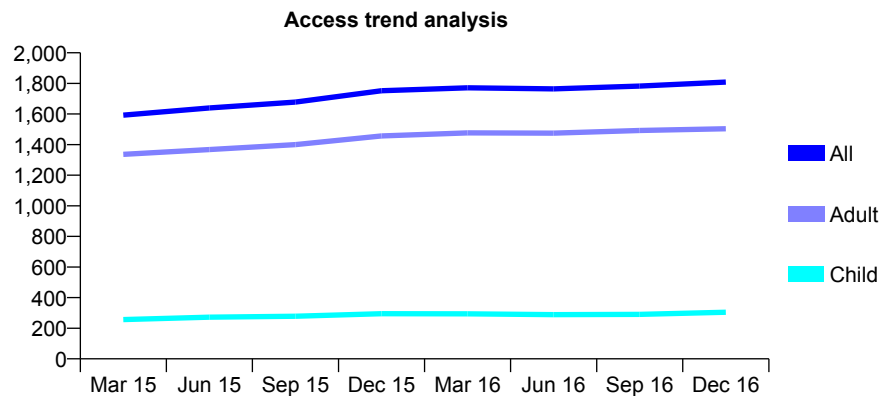
Q68 - Vital Signs At a Glance Contract Report for 763233/0001 - December 2016

Name or company name	MR H MOTAMEDI
Contract type name	GDS Contract
Purpose of contract	General
Contract start date	01/04/2006
Contract end date	

16/17 Contracted general activity (UDA)	7,159
Carry forward general activity (UDA)	52
16/17 Contracted orthodontic activity (UOA)	0
Carry forward orthodontic activity (UOA)	0
Baseline contract value	£176,858.89

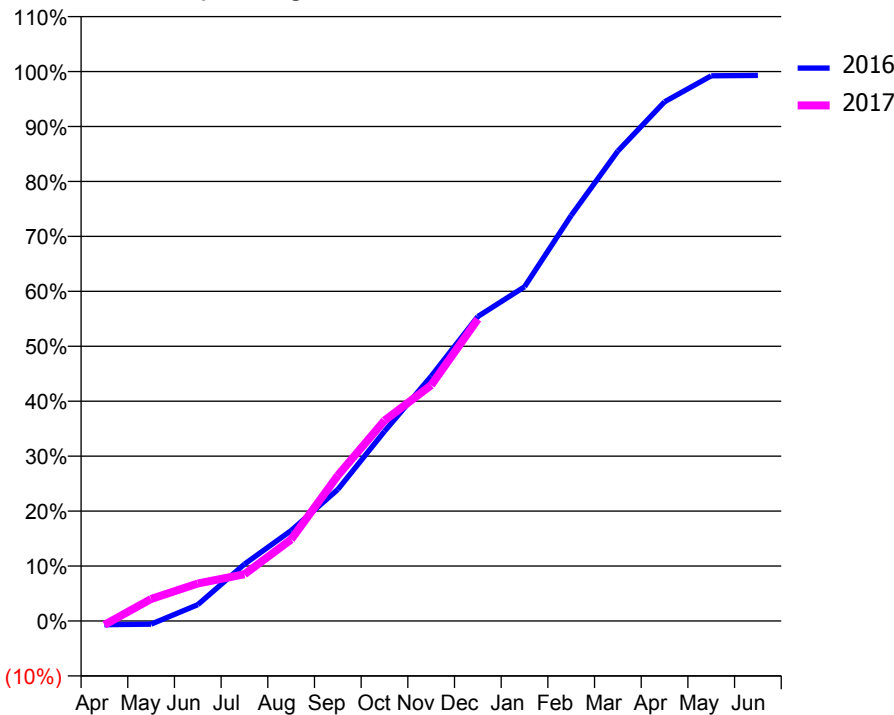
ACCESS*

Patients seen in 24 months	Total	Change since previous quarter
Quarter ending December 2015	1,752	
Quarter ending March 2016	1,771	→
Quarter ending June 2016	1,764	→
Quarter ending September 2016	1,783	→
Quarter ending December 2016	1,809	→
Variance since December 2015	3.3%	↑



ACTIVITY

Cumulative percentage of contracted UDA delivered 2016 & 2017



Month	Adjusted Scheduled Activity (UDA)	
	2016	2017
April	-50	-52
May	-42	287
June	212	488
July	741	609
August	1,180	1,062
September	1,713	1,897
October	2,471	2,611
November	3,189	3,073
December	3,967	3,932
January	4,355	
February	5,283	
March	6,122	
April	6,765	
May	7,103	
June	7,107	

QUALITY

	Quantity	Base Number	Contract	AT	Region	England
% of FP17s for the same patient ID Re-attending within 3 months - Children	12	280	4.3%	9.9%	11.9%	12.4%
% of FP17s for the same patient ID Re-attending within 3 months - Adults	179	1,486	12.0%	15.8%	16.5%	16.6%
% of FP17s for the same patient ID Re-attending between 3 & 9 months - Children	135	280	48.2%	59.0%	60.2%	57.5%
% of FP17s for the same patient ID Re-attending between 3 & 9 months - Adults	779	1,486	52.4%	51.0%	52.0%	50.4%
% of FP17s for Band 1 Urgent Courses	50	1,530	3.3%	9.5%	9.5%	9.1%
% of FP17s Relating to Free Repair or Replacements	22	1,530	1.4%	0.6%	0.7%	0.8%
% of FP17s Relating to Continuations	5	1,530	0.3%	1.1%	1.2%	1.3%
% of Patients satisfied with the dentistry they have received	3	3	N/A	92.5%	92.9%	92.7%
% of Patients satisfied with the time they had to wait for an appointment	3	3	N/A	89.3%	88.8%	88.8%

* This is based on patients treated on this contract for their most recent course of treatment. Figures in italics indicate the base number of FP17s or Patient Questionnaire responses are less than 100. N/A is shown where the base number of responses is less than 10 during the period. % is calculated as Quantity/Base number*100

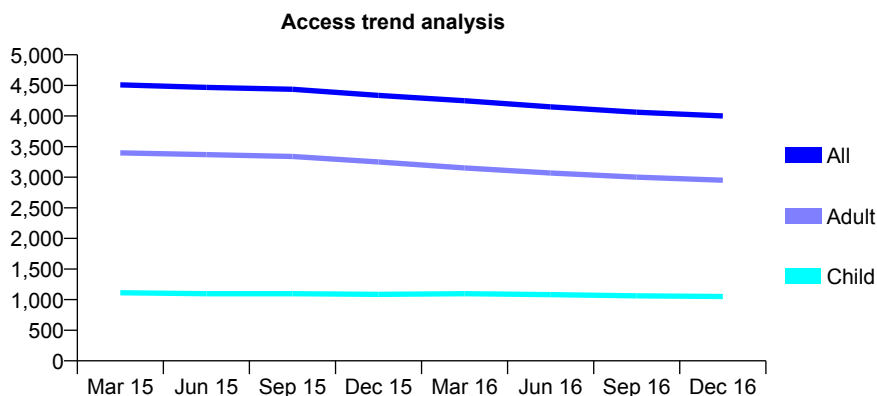
Q68 - Vital Signs At a Glance Contract Report for 763535/0002 - December 2016

Name or company name	MR A SAMI
Contract type name	GDS Contract
Purpose of contract	General
Contract start date	01/12/2006
Contract end date	

16/17 Contracted general activity (UDA)	10,310
Carry forward general activity (UDA)	0
16/17 Contracted orthodontic activity (UOA)	0
Carry forward orthodontic activity (UOA)	0
Baseline contract value	£241,692.57

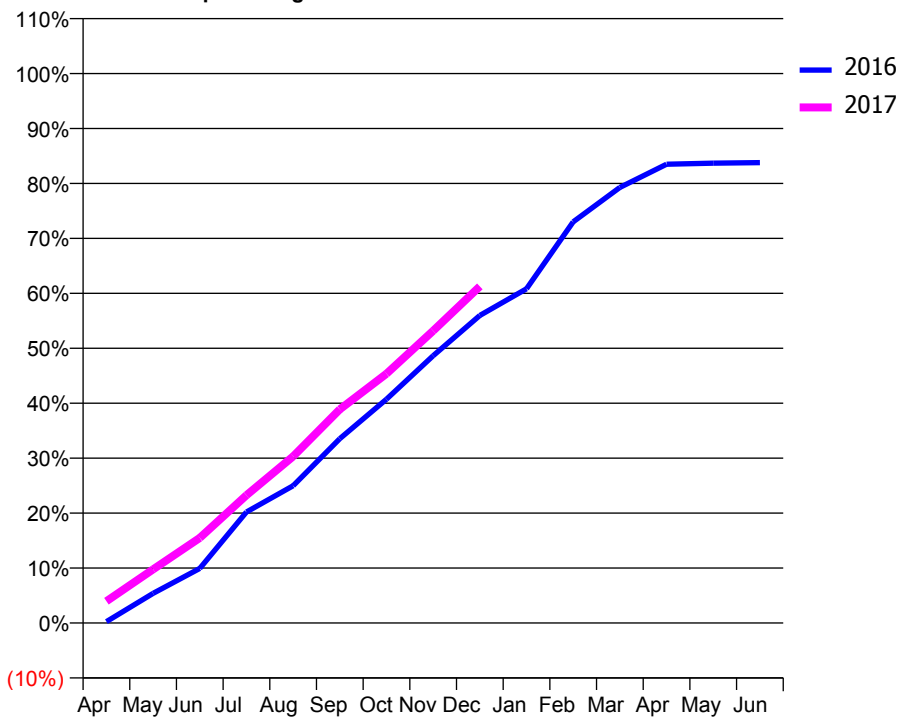
ACCESS*

Patients seen in 24 months	Total	Change since previous quarter
Quarter ending December 2015	4,336	
Quarter ending March 2016	4,249	↓
Quarter ending June 2016	4,149	↓
Quarter ending September 2016	4,063	↓
Quarter ending December 2016	4,001	↓
Variance since December 2015	(7.7%)	↓



ACTIVITY

Cumulative percentage of contracted UDA delivered 2016 & 2017



Month	Adjusted Scheduled Activity (UDA)	
	2016	2017
April	31	410
May	649	1,006
June	1,193	1,598
July	2,423	2,397
August	2,997	3,127
September	4,027	4,009
October	4,889	4,678
November	5,838	5,484
December	6,715	6,315
January	7,300	
February	8,762	
March	9,513	
April	10,019	
May	10,042	
June	10,054	

QUALITY

	Quantity	Base Number	Contract	AT	Region	England
% of FP17s for the same patient ID Re-attending within 3 months - Children	50	859	5.8%	9.9%	11.9%	12.4%
% of FP17s for the same patient ID Re-attending within 3 months - Adults	364	2,382	15.3%	15.8%	16.5%	16.6%
% of FP17s for the same patient ID Re-attending between 3 & 9 months - Children	396	859	46.1%	59.0%	60.2%	57.5%
% of FP17s for the same patient ID Re-attending between 3 & 9 months - Adults	870	2,382	36.5%	51.0%	52.0%	50.4%
% of FP17s for Band 1 Urgent Courses	361	2,990	12.1%	9.5%	9.5%	9.1%
% of FP17s Relating to Free Repair or Replacements	24	2,990	0.8%	0.6%	0.7%	0.8%
% of FP17s Relating to Continuations	57	2,990	1.9%	1.1%	1.2%	1.3%
% of Patients satisfied with the dentistry they have received	0	0	N/A	92.5%	92.9%	92.7%
% of Patients satisfied with the time they had to wait for an appointment	0	0	N/A	89.3%	88.8%	88.8%

* This is based on patients treated on this contract for their most recent course of treatment. Figures in italics indicate the base number of FP17s or Patient Questionnaire responses are less than 100. N/A is shown where the base number of responses is less than 10 during the period. % is calculated as Quantity/Base number*100

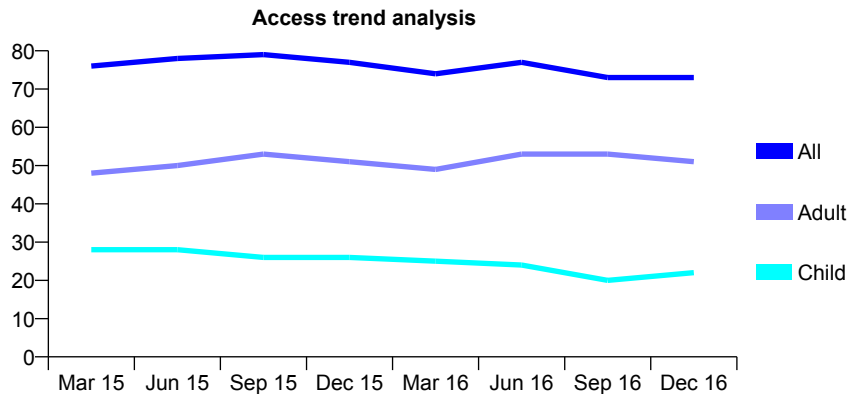
Q68 - Vital Signs At a Glance Contract Report for 767824/0001 - December 2016

Name or company name	MR JF JORDAAN
Contract type name	GDS Contract
Purpose of contract	General
Contract start date	01/04/2006
Contract end date	

16/17 Contracted general activity (UDA)	150
Carry forward general activity (UDA)	-3
16/17 Contracted orthodontic activity (UOA)	0
Carry forward orthodontic activity (UOA)	0
Baseline contract value	£3,801.52

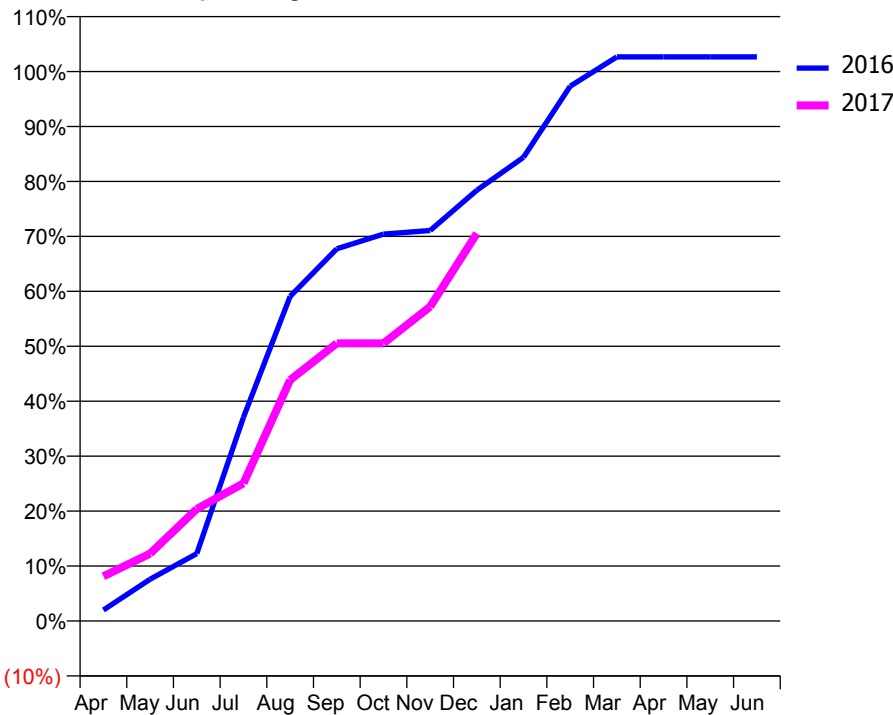
ACCESS*

Patients seen in 24 months	Total	Change since previous quarter
Quarter ending December 2015	77	
Quarter ending March 2016	74	↓
Quarter ending June 2016	77	↑
Quarter ending September 2016	73	↓
Quarter ending December 2016	73	→
Variance since December 2015	(5.2%)	↓



ACTIVITY

Cumulative percentage of contracted UDA delivered 2016 & 2017



Month	Adjusted Scheduled Activity (UDA)	
	2016	2017
April	3	12
May	11	18
June	18	31
July	56	38
August	89	66
September	102	76
October	106	76
November	107	86
December	118	106
January	127	
February	146	
March	154	
April	154	
May	154	
June	154	

QUALITY

	Quantity	Base Number	Contract	AT	Region	England
% of FP17s for the same patient ID Re-attending within 3 months - Children	0	19	0.0%	9.9%	11.9%	12.4%
% of FP17s for the same patient ID Re-attending within 3 months - Adults	5	43	11.6%	15.8%	16.5%	16.6%
% of FP17s for the same patient ID Re-attending between 3 & 9 months - Children	4	19	21.1%	59.0%	60.2%	57.5%
% of FP17s for the same patient ID Re-attending between 3 & 9 months - Adults	21	43	48.8%	51.0%	52.0%	50.4%
% of FP17s for Band 1 Urgent Courses	4	62	6.5%	9.5%	9.5%	9.1%
% of FP17s Relating to Free Repair or Replacements	0	62	0.0%	0.6%	0.7%	0.8%
% of FP17s Relating to Continuations	0	62	0.0%	1.1%	1.2%	1.3%
% of Patients satisfied with the dentistry they have received	0	0	N/A	92.5%	92.9%	92.7%
% of Patients satisfied with the time they had to wait for an appointment	0	0	N/A	89.3%	88.8%	88.8%

* This is based on patients treated on this contract for their most recent course of treatment. Figures in italics indicate the base number of FP17s or Patient Questionnaire responses are less than 100. N/A is shown where the base number of responses is less than 10 during the period. % is calculated as Quantity/Base number*100

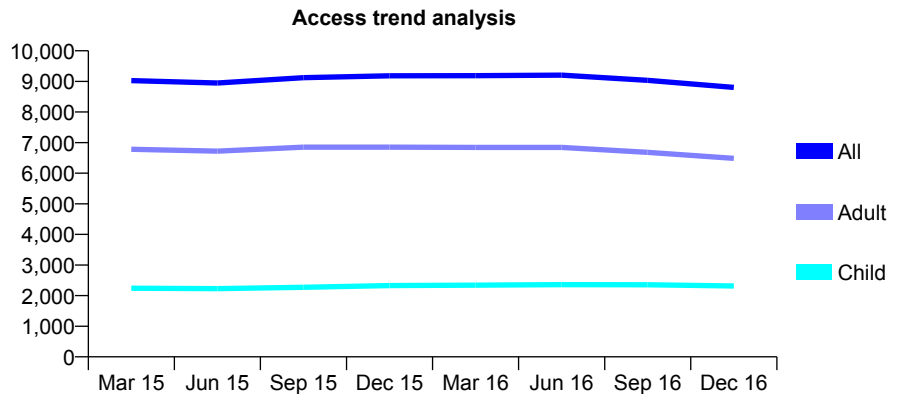
Q68 - Vital Signs At a Glance Contract Report for 772100/0001 - December 2016

Name or company name	MR BM SILVA
Contract type name	GDS Contract
Purpose of contract	General
Contract start date	01/04/2006
Contract end date	

16/17 Contracted general activity (UDA)	29,792
Carry forward general activity (UDA)	1,400
16/17 Contracted orthodontic activity (UOA)	0
Carry forward orthodontic activity (UOA)	0
Baseline contract value	£762,335.20

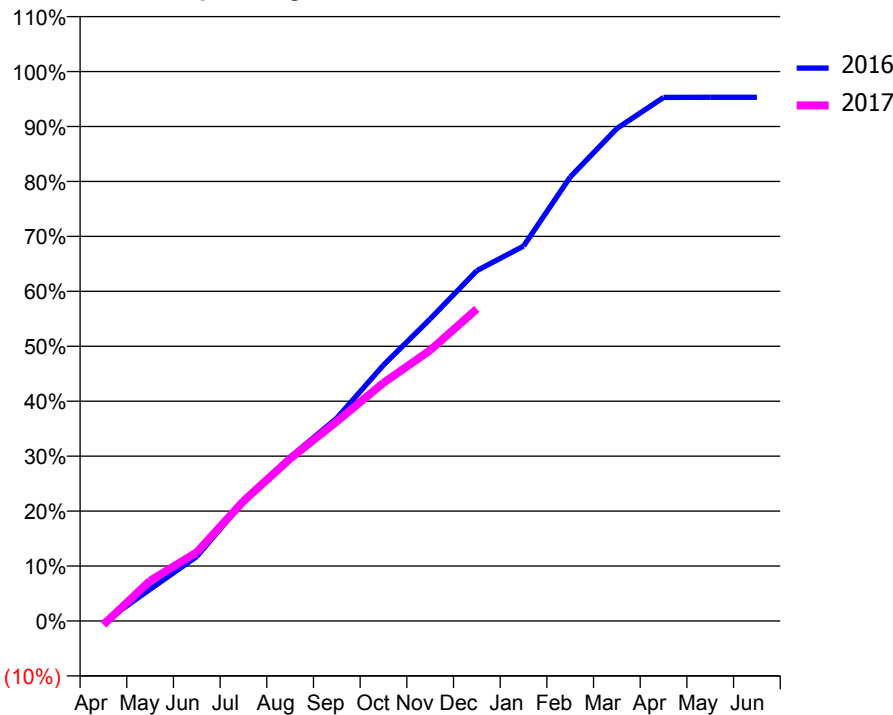
ACCESS*

Patients seen in 24 months	Total	Change since previous quarter
Quarter ending December 2015	9,182	
Quarter ending March 2016	9,186	→
Quarter ending June 2016	9,205	→
Quarter ending September 2016	9,036	↓
Quarter ending December 2016	8,803	↓
Variance since December 2015	(4.1%)	↓



ACTIVITY

Cumulative percentage of contracted UDA delivered 2016 & 2017



Month	Adjusted Scheduled Activity (UDA)	
	2016	2017
April	-82	-209
May	1,727	2,186
June	3,496	3,725
July	6,488	6,504
August	8,880	8,803
September	11,003	10,821
October	13,879	12,913
November	16,381	14,682
December	18,999	16,918
January	20,326	
February	24,071	
March	26,702	
April	28,384	
May	28,393	
June	28,392	

QUALITY

	Quantity	Base Number	Contract	AT	Region	England
% of FP17s for the same patient ID Re-attending within 3 months - Children	187	2,582	7.2%	9.9%	11.9%	12.4%
% of FP17s for the same patient ID Re-attending within 3 months - Adults	832	6,545	12.7%	15.8%	16.5%	16.6%
% of FP17s for the same patient ID Re-attending between 3 & 9 months - Children	1,671	2,582	64.7%	59.0%	60.2%	57.5%
% of FP17s for the same patient ID Re-attending between 3 & 9 months - Adults	3,956	6,545	60.4%	51.0%	52.0%	50.4%
% of FP17s for Band 1 Urgent Courses	621	8,449	7.3%	9.5%	9.5%	9.1%
% of FP17s Relating to Free Repair or Replacements	44	8,449	0.5%	0.6%	0.7%	0.8%
% of FP17s Relating to Continuations	14	8,449	0.2%	1.1%	1.2%	1.3%
% of Patients satisfied with the dentistry they have received	12	13	92.3%	92.5%	92.9%	92.7%
% of Patients satisfied with the time they had to wait for an appointment	7	13	53.8%	89.3%	88.8%	88.8%

* This is based on patients treated on this contract for their most recent course of treatment. Figures in italics indicate the base number of FP17s or Patient Questionnaire responses are less than 100. N/A is shown where the base number of responses is less than 10 during the period. % is calculated as Quantity/Base number*100

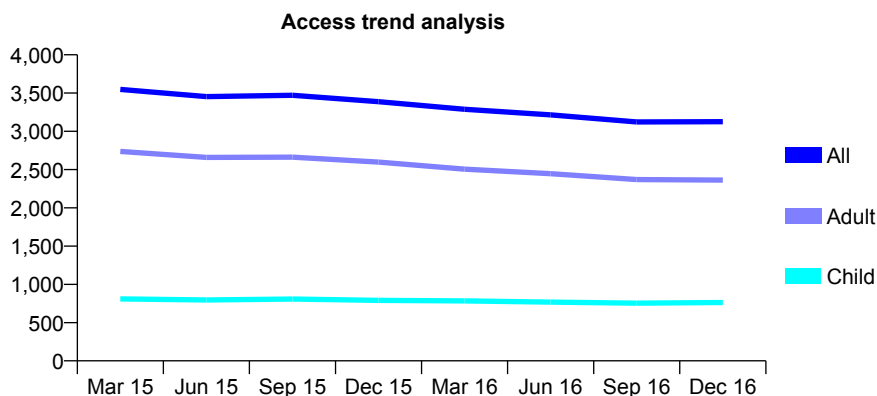
Q68 - Vital Signs At a Glance Contract Report for 772100/0003 - December 2016

Name or company name	MR BM SILVA
Contract type name	GDS Contract
Purpose of contract	General
Contract start date	06/02/2012
Contract end date	

16/17 Contracted general activity (UDA)	10,000
Carry forward general activity (UDA)	29
16/17 Contracted orthodontic activity (UOA)	0
Carry forward orthodontic activity (UOA)	0
Baseline contract value	£220,322.23

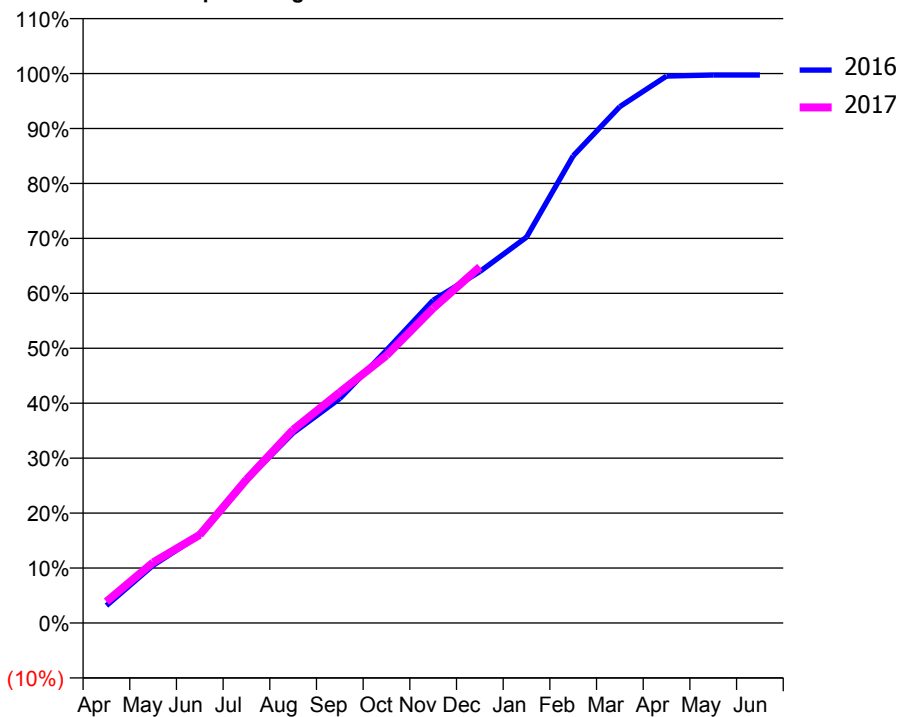
ACCESS*

Patients seen in 24 months	Total	Change since previous quarter
Quarter ending December 2015	3,387	
Quarter ending March 2016	3,288	↓
Quarter ending June 2016	3,215	↓
Quarter ending September 2016	3,123	↓
Quarter ending December 2016	3,126	→
Variance since December 2015	(7.7%)	↓



ACTIVITY

Cumulative percentage of contracted UDA delivered 2016 & 2017



Month	Adjusted Scheduled Activity (UDA)	
	2016	2017
April	316	390
May	1,050	1,102
June	1,601	1,605
July	2,600	2,612
August	3,460	3,517
September	4,086	4,199
October	4,965	4,868
November	5,875	5,728
December	6,396	6,480
January	7,021	
February	8,501	
March	9,397	
April	9,954	
May	9,971	
June	9,971	

QUALITY

	Quantity	Base Number	Contract	AT	Region	England
% of FP17s for the same patient ID Re-attending within 3 months - Children	55	774	7.1%	9.9%	11.9%	12.4%
% of FP17s for the same patient ID Re-attending within 3 months - Adults	373	2,551	14.6%	15.8%	16.5%	16.6%
% of FP17s for the same patient ID Re-attending between 3 & 9 months - Children	407	774	52.6%	59.0%	60.2%	57.5%
% of FP17s for the same patient ID Re-attending between 3 & 9 months - Adults	1,426	2,551	55.9%	51.0%	52.0%	50.4%
% of FP17s for Band 1 Urgent Courses	384	3,099	12.4%	9.5%	9.5%	9.1%
% of FP17s Relating to Free Repair or Replacements	8	3,099	0.3%	0.6%	0.7%	0.8%
% of FP17s Relating to Continuations	23	3,099	0.7%	1.1%	1.2%	1.3%
% of Patients satisfied with the dentistry they have received	5	5	N/A	92.5%	92.9%	92.7%
% of Patients satisfied with the time they had to wait for an appointment	5	5	N/A	89.3%	88.8%	88.8%

* This is based on patients treated on this contract for their most recent course of treatment. Figures in italics indicate the base number of FP17s or Patient Questionnaire responses are less than 100. N/A is shown where the base number of responses is less than 10 during the period. % is calculated as Quantity/Base number*100

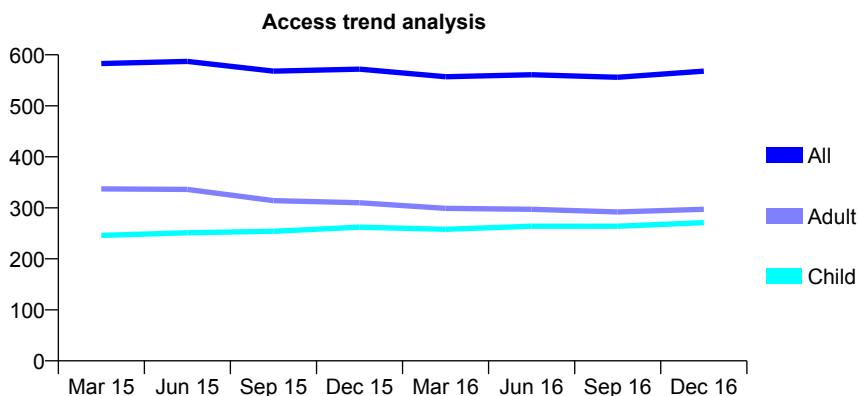
Q68 - Vital Signs At a Glance Contract Report for 776327/0001 - December 2016

Name or company name	MS S BARAHIMI
Contract type name	GDS Contract
Purpose of contract	General
Contract start date	01/10/2012
Contract end date	

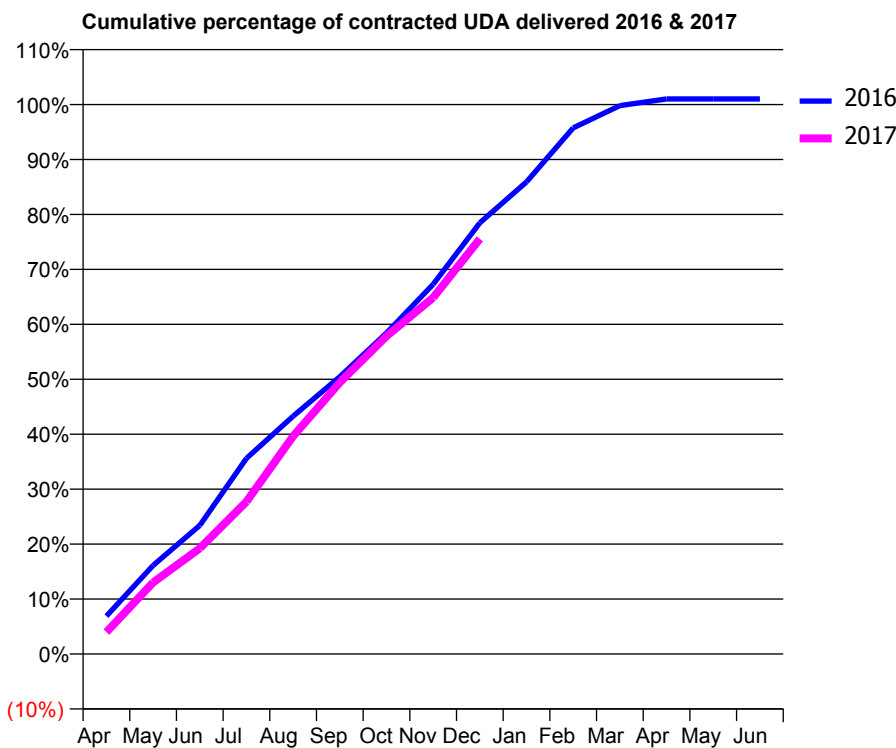
16/17 Contracted general activity (UDA)	1,334
Carry forward general activity (UDA)	-13
16/17 Contracted orthodontic activity (UOA)	0
Carry forward orthodontic activity (UOA)	0
Baseline contract value	£29,644.14

ACCESS*

Patients seen in 24 months	Total	Change since previous quarter
Quarter ending December 2015	572	
Quarter ending March 2016	557	↓
Quarter ending June 2016	561	→
Quarter ending September 2016	556	→
Quarter ending December 2016	568	↑
Variance since December 2015	(0.7%)	→



ACTIVITY



Month	Adjusted Scheduled Activity (UDA)	
	2016	2017
April	92	53
May	215	174
June	312	256
July	475	370
August	577	529
September	673	659
October	779	772
November	897	865
December	1,047	1,008
January	1,146	
February	1,277	
March	1,331	
April	1,347	
May	1,347	
June	1,347	

QUALITY

	Quantity	Base Number	Contract	AT	Region	England
% of FP17s for the same patient ID Re-attending within 3 months - Children	7	256	2.7%	9.9%	11.9%	12.4%
% of FP17s for the same patient ID Re-attending within 3 months - Adults	18	252	7.1%	15.8%	16.5%	16.6%
% of FP17s for the same patient ID Re-attending between 3 & 9 months - Children	125	256	48.8%	59.0%	60.2%	57.5%
% of FP17s for the same patient ID Re-attending between 3 & 9 months - Adults	108	252	42.9%	51.0%	52.0%	50.4%
% of FP17s for Band 1 Urgent Courses	24	491	4.9%	9.5%	9.5%	9.1%
% of FP17s Relating to Free Repair or Replacements	0	491	0.0%	0.6%	0.7%	0.8%
% of FP17s Relating to Continuations	0	491	0.0%	1.1%	1.2%	1.3%
% of Patients satisfied with the dentistry they have received	1	1	N/A	92.5%	92.9%	92.7%
% of Patients satisfied with the time they had to wait for an appointment	1	1	N/A	89.3%	88.8%	88.8%

* This is based on patients treated on this contract for their most recent course of treatment. Figures in italics indicate the base number of FP17s or Patient Questionnaire responses are less than 100. N/A is shown where the base number of responses is less than 10 during the period. % is calculated as Quantity/Base number*100

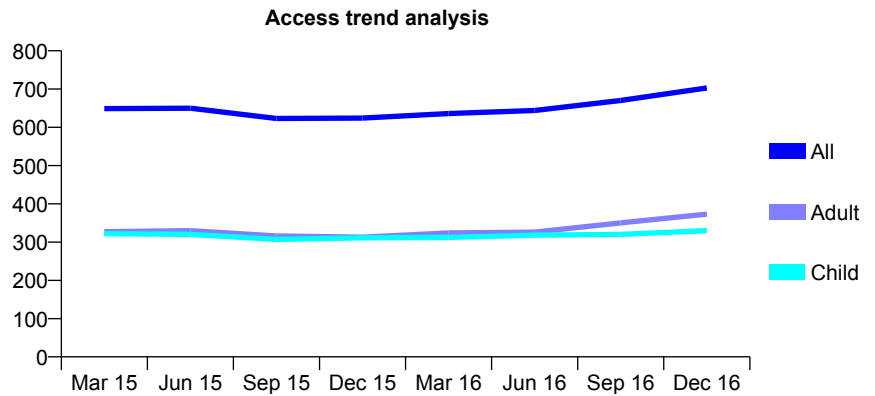
Q68 - Vital Signs At a Glance Contract Report for 781223/0001 - December 2016

Name or company name	MR N TSOLIS
Contract type name	GDS Contract
Purpose of contract	General
Contract start date	01/09/2012
Contract end date	

16/17 Contracted general activity (UDA)	1,614
Carry forward general activity (UDA)	-1
16/17 Contracted orthodontic activity (UOA)	0
Carry forward orthodontic activity (UOA)	0
Baseline contract value	£38,138.31

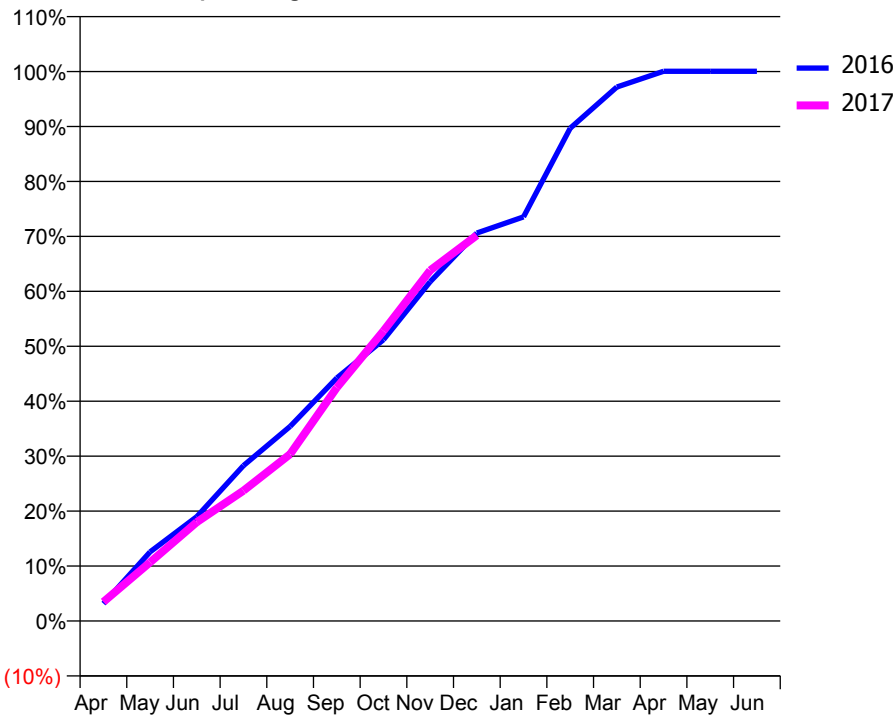
ACCESS*

Patients seen in 24 months	Total	Change since previous quarter
Quarter ending December 2015	624	
Quarter ending March 2016	636	→
Quarter ending June 2016	644	→
Quarter ending September 2016	670	↑
Quarter ending December 2016	703	↑
Variance since December 2015	12.7%	↑



ACTIVITY

Cumulative percentage of contracted UDA delivered 2016 & 2017



Month	Adjusted Scheduled Activity (UDA)	
	2016	2017
April	51	56
May	203	173
June	306	290
July	457	383
August	572	490
September	714	686
October	826	852
November	997	1,030
December	1,140	1,133
January	1,187	
February	1,447	
March	1,569	
April	1,615	
May	1,615	
June	1,615	

QUALITY

	Quantity	Base Number	Contract	AT	Region	England
% of FP17s for the same patient ID Re-attending within 3 months - Children	11	360	3.1%	9.9%	11.9%	12.4%
% of FP17s for the same patient ID Re-attending within 3 months - Adults	29	359	8.1%	15.8%	16.5%	16.6%
% of FP17s for the same patient ID Re-attending between 3 & 9 months - Children	245	360	68.1%	59.0%	60.2%	57.5%
% of FP17s for the same patient ID Re-attending between 3 & 9 months - Adults	209	359	58.2%	51.0%	52.0%	50.4%
% of FP17s for Band 1 Urgent Courses	19	681	2.8%	9.5%	9.5%	9.1%
% of FP17s Relating to Free Repair or Replacements	0	681	0.0%	0.6%	0.7%	0.8%
% of FP17s Relating to Continuations	7	681	1.0%	1.1%	1.2%	1.3%
% of Patients satisfied with the dentistry they have received	1	1	N/A	92.5%	92.9%	92.7%
% of Patients satisfied with the time they had to wait for an appointment	1	1	N/A	89.3%	88.8%	88.8%

* This is based on patients treated on this contract for their most recent course of treatment. Figures in italics indicate the base number of FP17s or Patient Questionnaire responses are less than 100. N/A is shown where the base number of responses is less than 10 during the period. % is calculated as Quantity/Base number*100

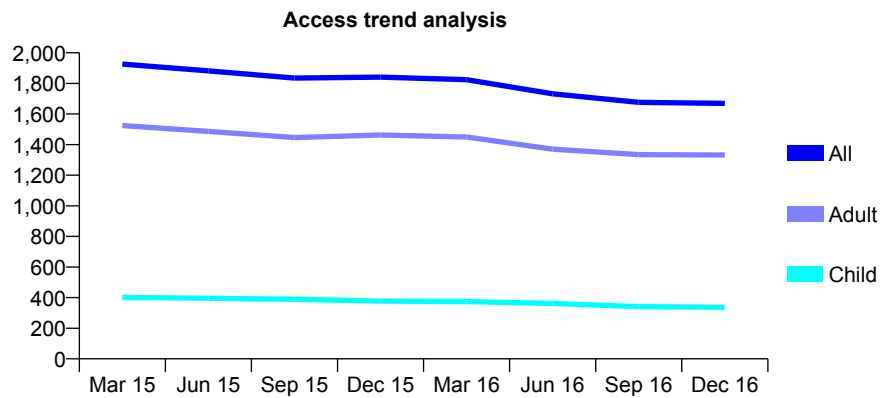
Q68 - Vital Signs At a Glance Contract Report for 785881/0001 - December 2016

Name or company name	MR HR FORGHANI ASHKEZARI
Contract type name	GDS Contract
Purpose of contract	General
Contract start date	01/11/2010
Contract end date	

16/17 Contracted general activity (UDA)	6,668
Carry forward general activity (UDA)	76
16/17 Contracted orthodontic activity (UOA)	0
Carry forward orthodontic activity (UOA)	0
Baseline contract value	£167,145.96

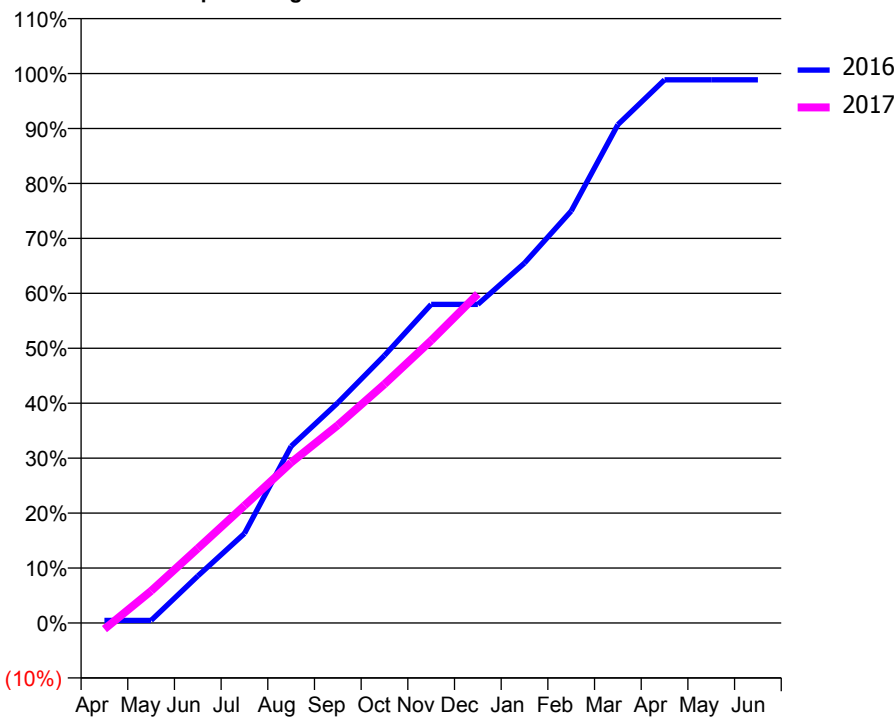
ACCESS*

Patients seen in 24 months	Total	Change since previous quarter
Quarter ending December 2015	1,841	
Quarter ending March 2016	1,824	→
Quarter ending June 2016	1,732	↓
Quarter ending September 2016	1,676	↓
Quarter ending December 2016	1,669	→
Variance since December 2015	(9.3%)	↓



ACTIVITY

Cumulative percentage of contracted UDA delivered 2016 & 2017



Month	Adjusted Scheduled Activity (UDA)	
	2016	2017
April	31	-76
May	31	389
June	570	905
July	1,087	1,424
August	2,146	1,948
September	2,672	2,401
October	3,247	2,899
November	3,867	3,428
December	3,867	3,993
January	4,368	
February	4,999	
March	6,048	
April	6,592	
May	6,592	
June	6,592	

QUALITY

	Quantity	Base Number	Contract	AT	Region	England
% of FP17s for the same patient ID Re-attending within 3 months - Children	34	390	8.7%	9.9%	11.9%	12.4%
% of FP17s for the same patient ID Re-attending within 3 months - Adults	207	1,516	13.7%	15.8%	16.5%	16.6%
% of FP17s for the same patient ID Re-attending between 3 & 9 months - Children	253	390	64.9%	59.0%	60.2%	57.5%
% of FP17s for the same patient ID Re-attending between 3 & 9 months - Adults	971	1,516	64.1%	51.0%	52.0%	50.4%
% of FP17s for Band 1 Urgent Courses	78	1,685	4.6%	9.5%	9.5%	9.1%
% of FP17s Relating to Free Repair or Replacements	0	1,685	0.0%	0.6%	0.7%	0.8%
% of FP17s Relating to Continuations	50	1,685	3.0%	1.1%	1.2%	1.3%
% of Patients satisfied with the dentistry they have received	4	4	N/A	92.5%	92.9%	92.7%
% of Patients satisfied with the time they had to wait for an appointment	4	4	N/A	89.3%	88.8%	88.8%

* This is based on patients treated on this contract for their most recent course of treatment. Figures in italics indicate the base number of FP17s or Patient Questionnaire responses are less than 100. N/A is shown where the base number of responses is less than 10 during the period. % is calculated as Quantity/Base number*100

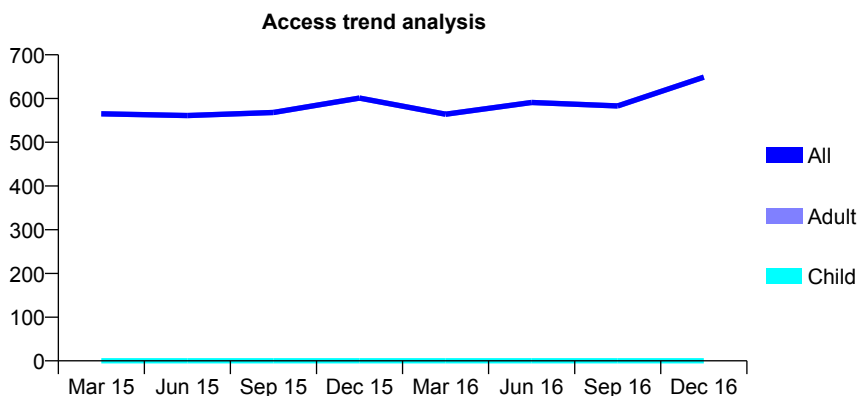
Q68 - Vital Signs At a Glance Contract Report for 804037/0002 - December 2016

Name or company name	MR WM HOULDEN
Contract type name	PDS Contract
Purpose of contract	General
Contract start date	01/04/2006
Contract end date	31/03/2017

16/17 Contracted general activity (UDA)	2,800
Carry forward general activity (UDA)	0
16/17 Contracted orthodontic activity (UOA)	0
Carry forward orthodontic activity (UOA)	0
Baseline contract value	£91,249.91

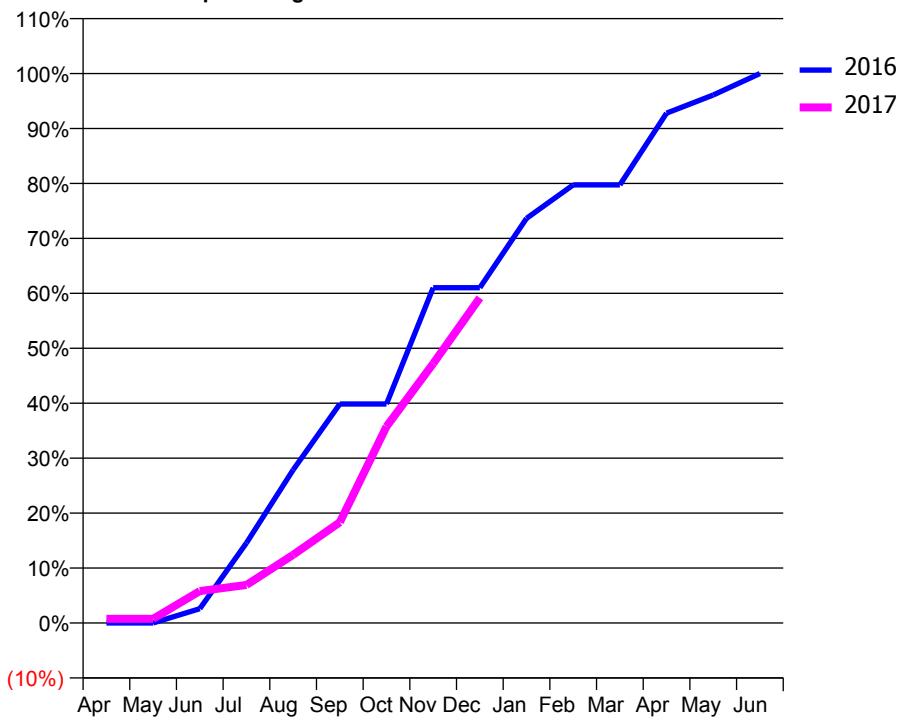
ACCESS*

Patients seen in 24 months	Total	Change since previous quarter
Quarter ending December 2015	601	
Quarter ending March 2016	564	↓
Quarter ending June 2016	591	↑
Quarter ending September 2016	583	↓
Quarter ending December 2016	649	↑
Variance since December 2015	8.0%	↑



ACTIVITY

Cumulative percentage of contracted UDA delivered 2016 & 2017



Month	Adjusted Scheduled Activity (UDA)	
	2016	2017
April	0	21
May	0	21
June	73	163
July	408	194
August	780	348
September	1,116	513
October	1,116	1,001
November	1,708	1,322
December	1,708	1,657
January	2,062	
February	2,232	
March	2,232	
April	2,598	
May	2,690	
June	2,800	

QUALITY

	Quantity	Base Number	Contract	AT	Region	England
% of FP17s for the same patient ID Re-attending within 3 months - Children	0	0	N/A	9.9%	11.9%	12.4%
% of FP17s for the same patient ID Re-attending within 3 months - Adults	79	521	15.2%	15.8%	16.5%	16.6%
% of FP17s for the same patient ID Re-attending between 3 & 9 months - Children	0	0	N/A	59.0%	60.2%	57.5%
% of FP17s for the same patient ID Re-attending between 3 & 9 months - Adults	85	521	16.3%	51.0%	52.0%	50.4%
% of FP17s for Band 1 Urgent Courses	34	381	8.9%	9.5%	9.5%	9.1%
% of FP17s Relating to Free Repair or Replacements	1	381	0.3%	0.6%	0.7%	0.8%
% of FP17s Relating to Continuations	1	381	0.3%	1.1%	1.2%	1.3%
% of Patients satisfied with the dentistry they have received	0	0	N/A	92.5%	92.9%	92.7%
% of Patients satisfied with the time they had to wait for an appointment	0	0	N/A	89.3%	88.8%	88.8%

* This is based on patients treated on this contract for their most recent course of treatment. Figures in italics indicate the base number of FP17s or Patient Questionnaire responses are less than 100. N/A is shown where the base number of responses is less than 10 during the period. % is calculated as Quantity/Base number*100

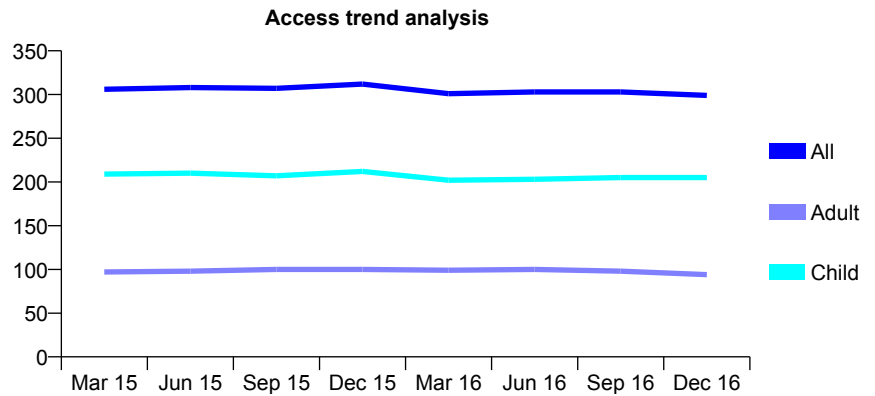
Q68 - Vital Signs At a Glance Contract Report for 807710/0001 - December 2016

Name or company name	MR PL DUKOFF-GORDON
Contract type name	GDS Contract
Purpose of contract	General
Contract start date	01/04/2006
Contract end date	

16/17 Contracted general activity (UDA)	750
Carry forward general activity (UDA)	0
16/17 Contracted orthodontic activity (UOA)	0
Carry forward orthodontic activity (UOA)	0
Baseline contract value	£16,888.49

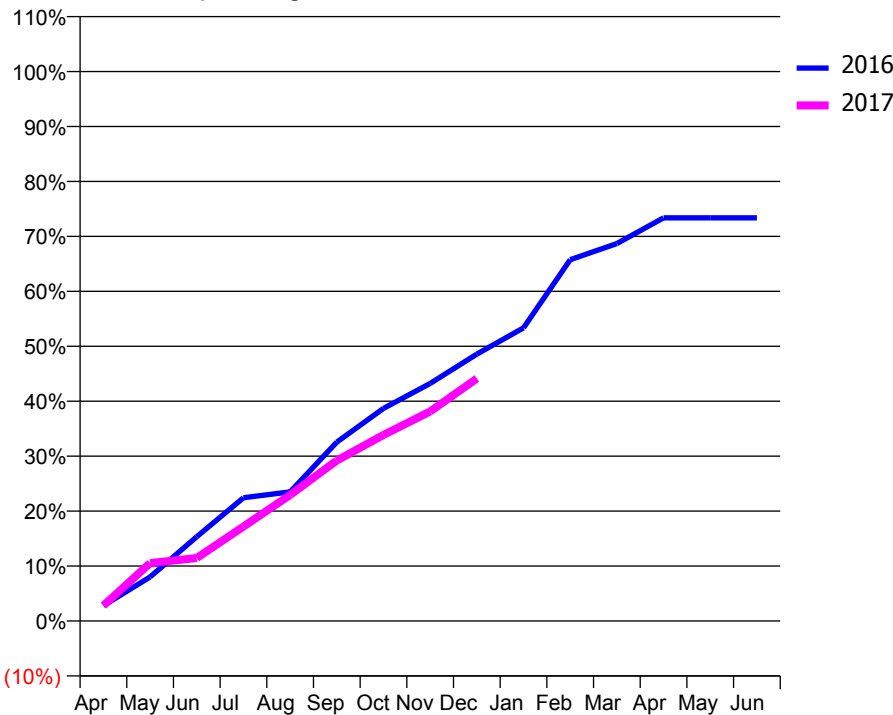
ACCESS*

Patients seen in 24 months	Total	Change since previous quarter
Quarter ending December 2015	312	
Quarter ending March 2016	301	↓
Quarter ending June 2016	303	→
Quarter ending September 2016	303	→
Quarter ending December 2016	299	↓
Variance since December 2015	(4.2%)	↓



ACTIVITY

Cumulative percentage of contracted UDA delivered 2016 & 2017



Month	Adjusted Scheduled Activity (UDA)	
	2016	2017
April	21	21
May	60	79
June	115	86
July	168	129
August	176	172
September	244	219
October	290	254
November	324	286
December	364	331
January	400	
February	493	
March	515	
April	550	
May	550	
June	550	

QUALITY

	Quantity	Base Number	Contract	AT	Region	England
% of FP17s for the same patient ID Re-attending within 3 months - Children	6	224	2.7%	9.9%	11.9%	12.4%
% of FP17s for the same patient ID Re-attending within 3 months - Adults	4	74	5.4%	15.8%	16.5%	16.6%
% of FP17s for the same patient ID Re-attending between 3 & 9 months - Children	159	224	71.0%	59.0%	60.2%	57.5%
% of FP17s for the same patient ID Re-attending between 3 & 9 months - Adults	46	74	62.2%	51.0%	52.0%	50.4%
% of FP17s for Band 1 Urgent Courses	0	273	0.0%	9.5%	9.5%	9.1%
% of FP17s Relating to Free Repair or Replacements	0	273	0.0%	0.6%	0.7%	0.8%
% of FP17s Relating to Continuations	2	273	0.7%	1.1%	1.2%	1.3%
% of Patients satisfied with the dentistry they have received	0	0	N/A	92.5%	92.9%	92.7%
% of Patients satisfied with the time they had to wait for an appointment	0	0	N/A	89.3%	88.8%	88.8%

* This is based on patients treated on this contract for their most recent course of treatment. Figures in italics indicate the base number of FP17s or Patient Questionnaire responses are less than 100. N/A is shown where the base number of responses is less than 10 during the period. % is calculated as Quantity/Base number*100

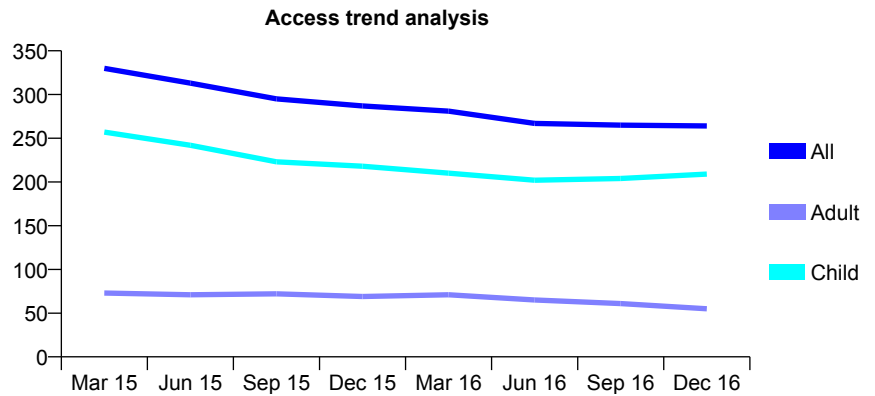
Q68 - Vital Signs At a Glance Contract Report for 810010/0001 - December 2016

Name or company name	MR RN HARDING
Contract type name	GDS Contract
Purpose of contract	General
Contract start date	01/04/2006
Contract end date	

16/17 Contracted general activity (UDA)	1,000
Carry forward general activity (UDA)	0
16/17 Contracted orthodontic activity (UOA)	0
Carry forward orthodontic activity (UOA)	0
Baseline contract value	£23,397.70

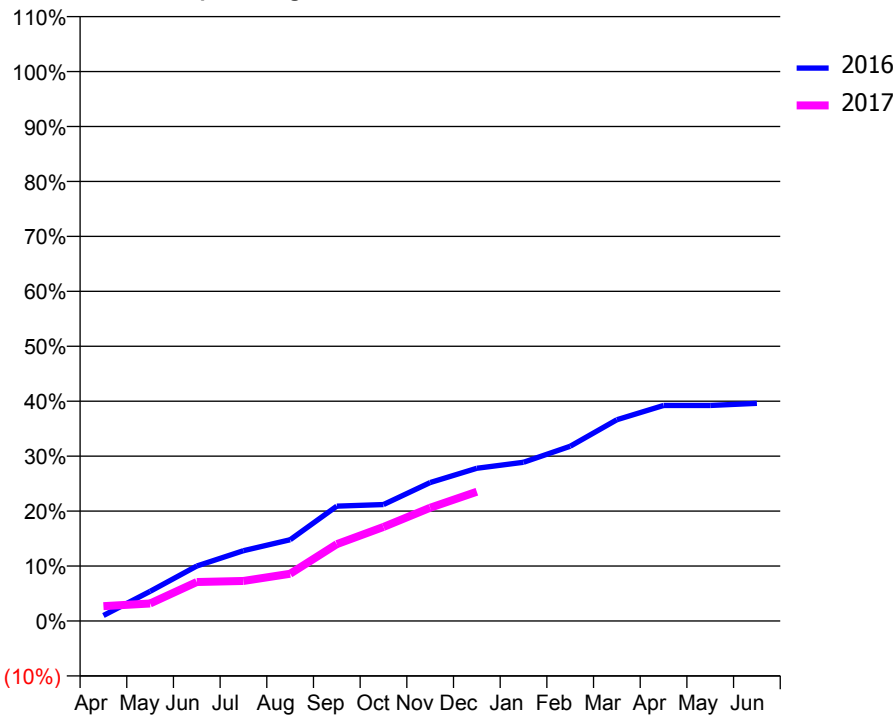
ACCESS*

Patients seen in 24 months	Total	Change since previous quarter
Quarter ending December 2015	287	
Quarter ending March 2016	281	↓
Quarter ending June 2016	267	↓
Quarter ending September 2016	265	→
Quarter ending December 2016	264	→
Variance since December 2015	(8.0%)	↓



ACTIVITY

Cumulative percentage of contracted UDA delivered 2016 & 2017



Month	Adjusted Scheduled Activity (UDA)	
	2016	2017
April	10	27
May	54	32
June	100	71
July	128	73
August	148	86
September	209	140
October	212	171
November	252	206
December	278	235
January	289	
February	318	
March	366	
April	392	
May	392	
June	396	

QUALITY

	Quantity	Base Number	Contract	AT	Region	England
% of FP17s for the same patient ID Re-attending within 3 months - Children	9	191	4.7%	9.9%	11.9%	12.4%
% of FP17s for the same patient ID Re-attending within 3 months - Adults	1	15	6.7%	15.8%	16.5%	16.6%
% of FP17s for the same patient ID Re-attending between 3 & 9 months - Children	102	191	53.4%	59.0%	60.2%	57.5%
% of FP17s for the same patient ID Re-attending between 3 & 9 months - Adults	3	15	20.0%	51.0%	52.0%	50.4%
% of FP17s for Band 1 Urgent Courses	1	184	0.5%	9.5%	9.5%	9.1%
% of FP17s Relating to Free Repair or Replacements	0	184	0.0%	0.6%	0.7%	0.8%
% of FP17s Relating to Continuations	0	184	0.0%	1.1%	1.2%	1.3%
% of Patients satisfied with the dentistry they have received	0	0	N/A	92.5%	92.9%	92.7%
% of Patients satisfied with the time they had to wait for an appointment	0	0	N/A	89.3%	88.8%	88.8%

* This is based on patients treated on this contract for their most recent course of treatment. Figures in italics indicate the base number of FP17s or Patient Questionnaire responses are less than 100. N/A is shown where the base number of responses is less than 10 during the period. % is calculated as Quantity/Base number*100

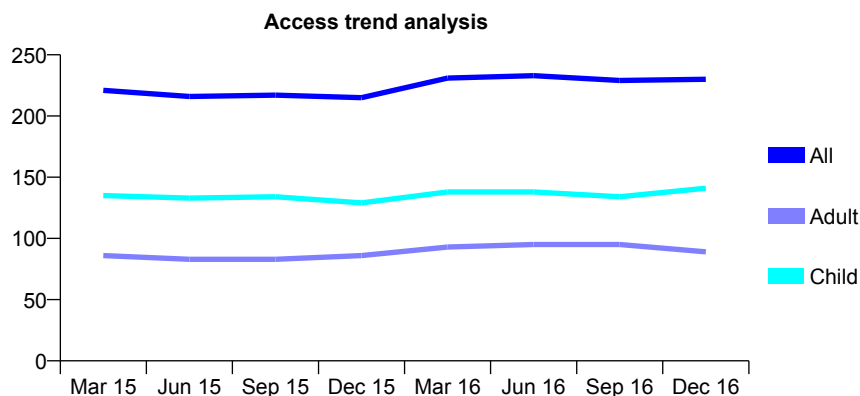
Q68 - Vital Signs At a Glance Contract Report for 811157/0001 - December 2016

Name or company name	MISS DE ALLEN
Contract type name	GDS Contract
Purpose of contract	General
Contract start date	01/04/2006
Contract end date	

16/17 Contracted general activity (UDA)	500
Carry forward general activity (UDA)	0
16/17 Contracted orthodontic activity (UOA)	0
Carry forward orthodontic activity (UOA)	0
Baseline contract value	£12,668.65

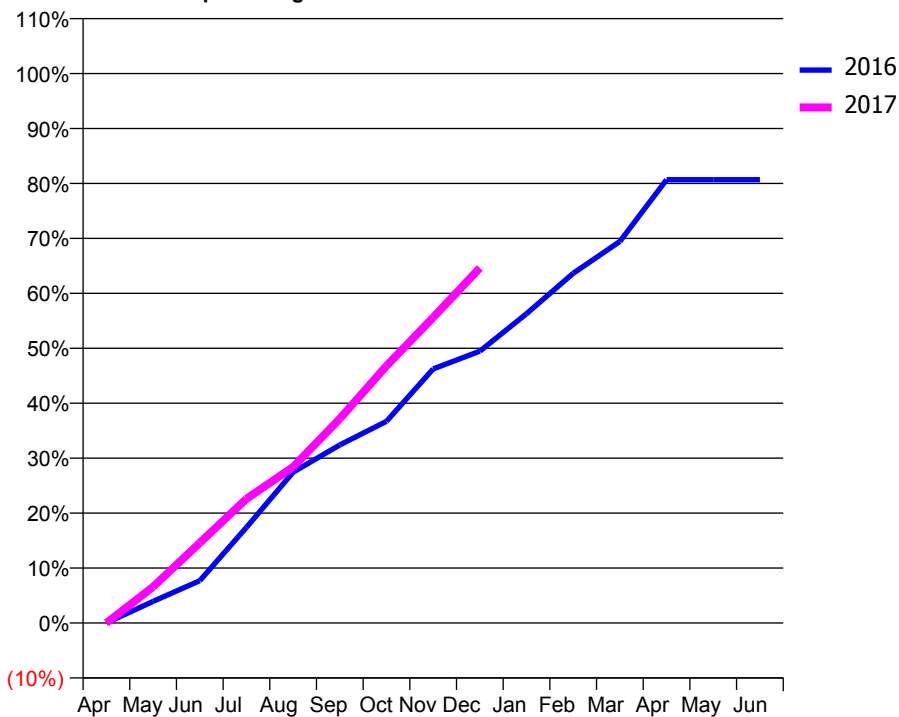
ACCESS*

Patients seen in 24 months	Total	Change since previous quarter
Quarter ending December 2015	215	
Quarter ending March 2016	231	↑
Quarter ending June 2016	233	→
Quarter ending September 2016	229	↓
Quarter ending December 2016	230	→
Variance since December 2015	7.0%	↑



ACTIVITY

Cumulative percentage of contracted UDA delivered 2016 & 2017



Month	Adjusted Scheduled Activity (UDA)	
	2016	2017
April	0	0
May	23	33
June	45	73
July	102	113
August	161	142
September	190	186
October	215	234
November	271	278
December	290	323
January	330	
February	374	
March	408	
April	474	
May	474	
June	474	

QUALITY

	Quantity	Base Number	Contract	AT	Region	England
% of FP17s for the same patient ID Re-attending within 3 months - Children	7	162	4.3%	9.9%	11.9%	12.4%
% of FP17s for the same patient ID Re-attending within 3 months - Adults	6	63	9.5%	15.8%	16.5%	16.6%
% of FP17s for the same patient ID Re-attending between 3 & 9 months - Children	113	162	69.8%	59.0%	60.2%	57.5%
% of FP17s for the same patient ID Re-attending between 3 & 9 months - Adults	34	63	54.0%	51.0%	52.0%	50.4%
% of FP17s for Band 1 Urgent Courses	0	192	0.0%	9.5%	9.5%	9.1%
% of FP17s Relating to Free Repair or Replacements	0	192	0.0%	0.6%	0.7%	0.8%
% of FP17s Relating to Continuations	1	192	0.5%	1.1%	1.2%	1.3%
% of Patients satisfied with the dentistry they have received	1	1	N/A	92.5%	92.9%	92.7%
% of Patients satisfied with the time they had to wait for an appointment	1	1	N/A	89.3%	88.8%	88.8%

* This is based on patients treated on this contract for their most recent course of treatment. Figures in italics indicate the base number of FP17s or Patient Questionnaire responses are less than 100. N/A is shown where the base number of responses is less than 10 during the period. % is calculated as Quantity/Base number*100

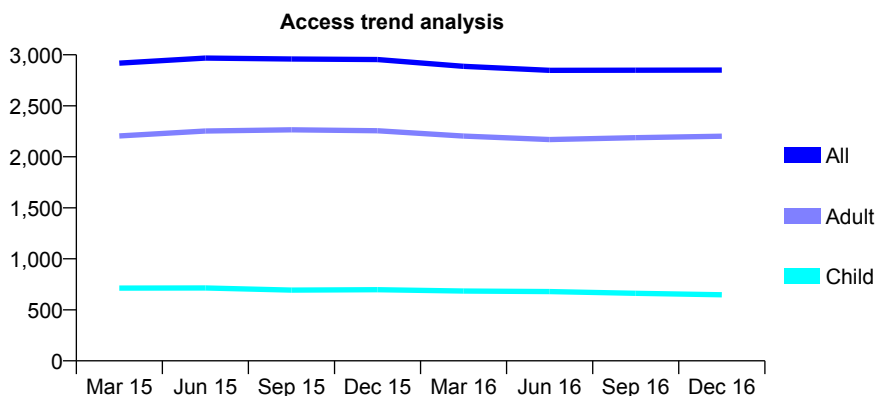
Q68 - Vital Signs At a Glance Contract Report for 812471/0001 - December 2016

Name or company name	MR ND THORPE-BEESTON
Contract type name	GDS Contract
Purpose of contract	General
Contract start date	01/04/2006
Contract end date	

16/17 Contracted general activity (UDA)	8,238
Carry forward general activity (UDA)	0
16/17 Contracted orthodontic activity (UOA)	0
Carry forward orthodontic activity (UOA)	0
Baseline contract value	£192,473.05

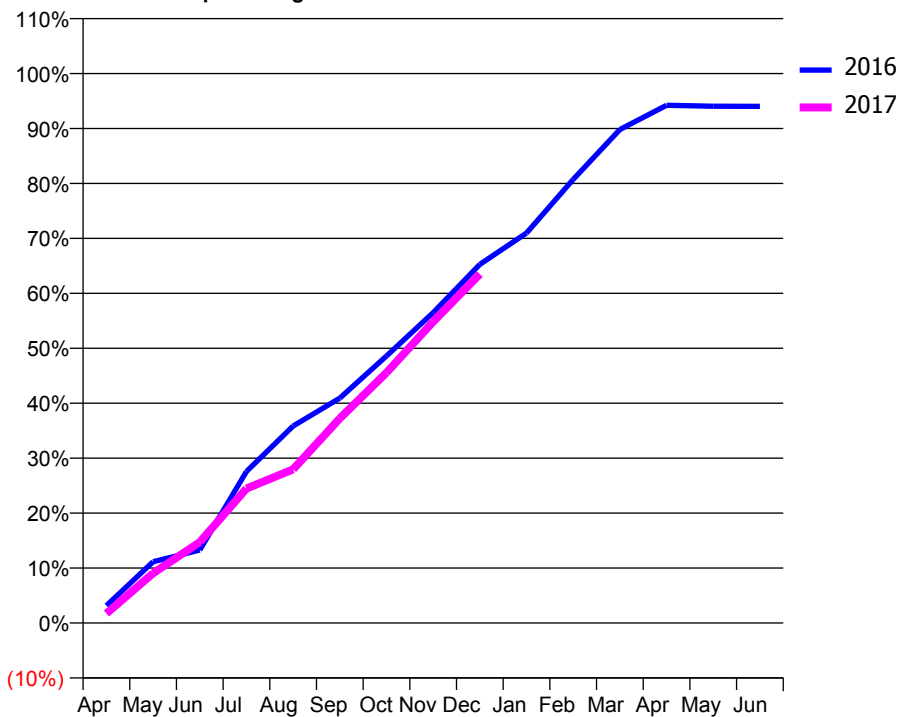
ACCESS*

Patients seen in 24 months	Total	Change since previous quarter
Quarter ending December 2015	2,954	
Quarter ending March 2016	2,887	↓
Quarter ending June 2016	2,848	↓
Quarter ending September 2016	2,849	→
Quarter ending December 2016	2,850	→
Variance since December 2015	(3.5%)	↓



ACTIVITY

Cumulative percentage of contracted UDA delivered 2016 & 2017



Month	Adjusted Scheduled Activity (UDA)	
	2016	2017
April	260	143
May	918	747
June	1,095	1,213
July	2,271	2,015
August	2,954	2,305
September	3,372	3,068
October	4,003	3,753
November	4,653	4,517
December	5,378	5,231
January	5,847	
February	6,649	
March	7,398	
April	7,762	
May	7,748	
June	7,745	

QUALITY

	Quantity	Base Number	Contract	AT	Region	England
% of FP17s for the same patient ID Re-attending within 3 months - Children	30	565	5.3%	9.9%	11.9%	12.4%
% of FP17s for the same patient ID Re-attending within 3 months - Adults	296	1,993	14.9%	15.8%	16.5%	16.6%
% of FP17s for the same patient ID Re-attending between 3 & 9 months - Children	215	565	38.1%	59.0%	60.2%	57.5%
% of FP17s for the same patient ID Re-attending between 3 & 9 months - Adults	749	1,993	37.6%	51.0%	52.0%	50.4%
% of FP17s for Band 1 Urgent Courses	254	2,397	10.6%	9.5%	9.5%	9.1%
% of FP17s Relating to Free Repair or Replacements	19	2,397	0.8%	0.6%	0.7%	0.8%
% of FP17s Relating to Continuations	20	2,397	0.8%	1.1%	1.2%	1.3%
% of Patients satisfied with the dentistry they have received	3	3	N/A	92.5%	92.9%	92.7%
% of Patients satisfied with the time they had to wait for an appointment	3	3	N/A	89.3%	88.8%	88.8%

* This is based on patients treated on this contract for their most recent course of treatment. Figures in italics indicate the base number of FP17s or Patient Questionnaire responses are less than 100. N/A is shown where the base number of responses is less than 10 during the period. % is calculated as Quantity/Base number*100

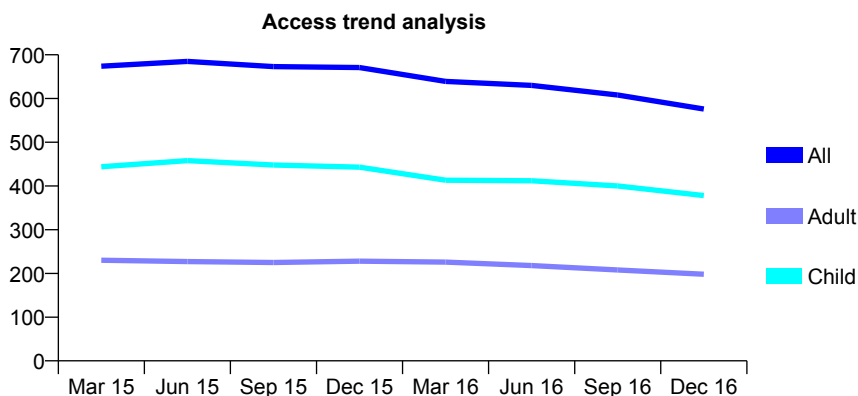
Q68 - Vital Signs At a Glance Contract Report for 812838/0001 - December 2016

Name or company name	MR HD PHILLIPS
Contract type name	GDS Contract
Purpose of contract	General
Contract start date	01/04/2006
Contract end date	

16/17 Contracted general activity (UDA)	1,242
Carry forward general activity (UDA)	-25
16/17 Contracted orthodontic activity (UOA)	0
Carry forward orthodontic activity (UOA)	0
Baseline contract value	£27,599.73

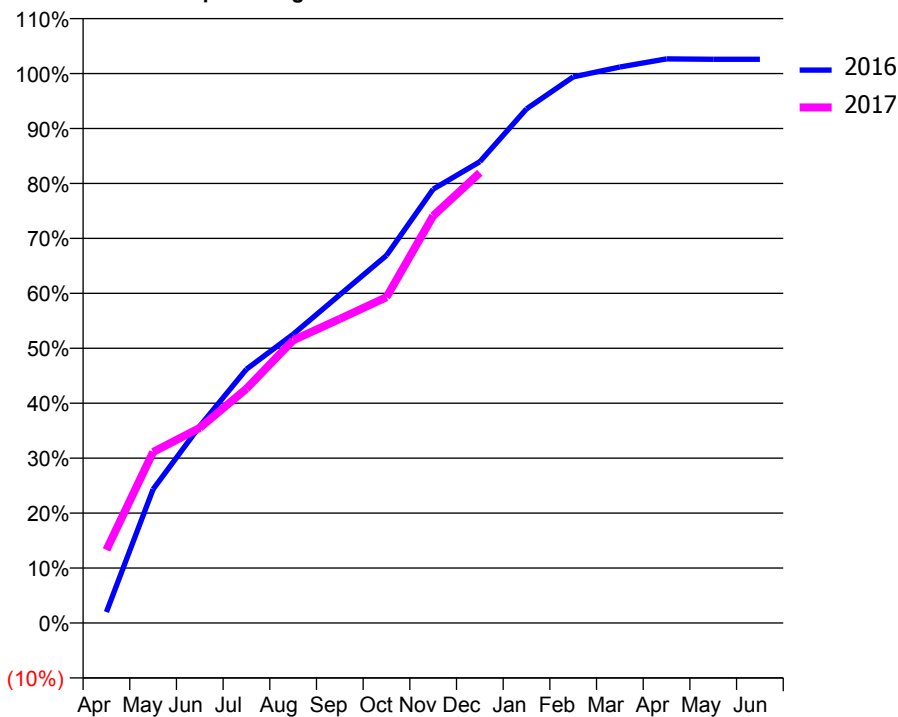
ACCESS*

Patients seen in 24 months	Total	Change since previous quarter
Quarter ending December 2015	671	
Quarter ending March 2016	639	↓
Quarter ending June 2016	630	↓
Quarter ending September 2016	608	↓
Quarter ending December 2016	576	↓
Variance since December 2015	(14.2%)	↓



ACTIVITY

Cumulative percentage of contracted UDA delivered 2016 & 2017



Month	Adjusted Scheduled Activity (UDA)	
	2016	2017
April	25	165
May	302	386
June	445	441
July	574	530
August	653	639
September	742	687
October	831	736
November	981	920
December	1,043	1,018
January	1,162	
February	1,234	
March	1,257	
April	1,275	
May	1,274	
June	1,274	

QUALITY

	Quantity	Base Number	Contract	AT	Region	England
% of FP17s for the same patient ID Re-attending within 3 months - Children	36	512	7.0%	9.9%	11.9%	12.4%
% of FP17s for the same patient ID Re-attending within 3 months - Adults	23	178	12.9%	15.8%	16.5%	16.6%
% of FP17s for the same patient ID Re-attending between 3 & 9 months - Children	315	512	61.5%	59.0%	60.2%	57.5%
% of FP17s for the same patient ID Re-attending between 3 & 9 months - Adults	101	178	56.7%	51.0%	52.0%	50.4%
% of FP17s for Band 1 Urgent Courses	19	677	2.8%	9.5%	9.5%	9.1%
% of FP17s Relating to Free Repair or Replacements	1	677	0.1%	0.6%	0.7%	0.8%
% of FP17s Relating to Continuations	0	677	0.0%	1.1%	1.2%	1.3%
% of Patients satisfied with the dentistry they have received	1	1	N/A	92.5%	92.9%	92.7%
% of Patients satisfied with the time they had to wait for an appointment	1	1	N/A	89.3%	88.8%	88.8%

* This is based on patients treated on this contract for their most recent course of treatment. Figures in italics indicate the base number of FP17s or Patient Questionnaire responses are less than 100. N/A is shown where the base number of responses is less than 10 during the period. % is calculated as Quantity/Base number*100

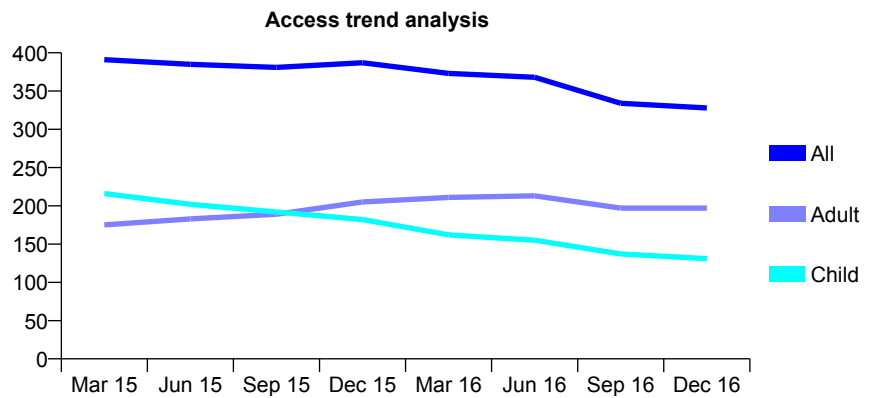
Q68 - Vital Signs At a Glance Contract Report for 812889/0001 - December 2016

Name or company name	MR D PATTINSON
Contract type name	GDS Contract
Purpose of contract	General
Contract start date	01/04/2006
Contract end date	

16/17 Contracted general activity (UDA)	900
Carry forward general activity (UDA)	0
16/17 Contracted orthodontic activity (UOA)	0
Carry forward orthodontic activity (UOA)	0
Baseline contract value	£20,003.11

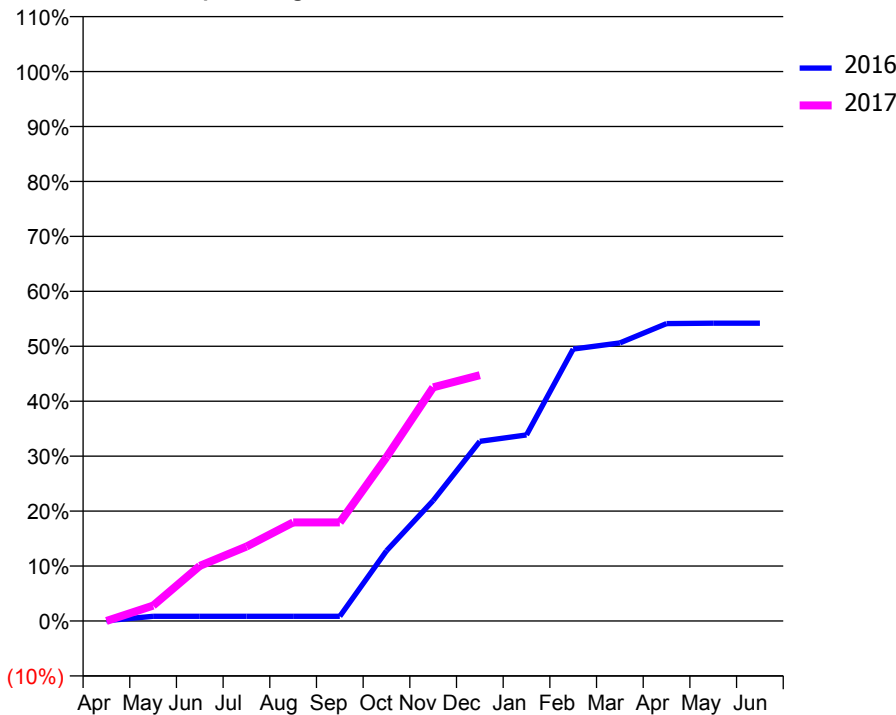
ACCESS*

Patients seen in 24 months	Total	Change since previous quarter
Quarter ending December 2015	387	
Quarter ending March 2016	373	↓
Quarter ending June 2016	368	↓
Quarter ending September 2016	334	↓
Quarter ending December 2016	328	↓
Variance since December 2015	(15.2%)	↓



ACTIVITY

Cumulative percentage of contracted UDA delivered 2016 & 2017



Month	Adjusted Scheduled Activity (UDA)	
	2016	2017
April	1	0
May	12	25
June	12	90
July	12	122
August	12	162
September	12	162
October	179	268
November	307	383
December	458	403
January	474	
February	693	
March	709	
April	758	
May	759	
June	759	

QUALITY

	Quantity	Base Number	Contract	AT	Region	England
% of FP17s for the same patient ID Re-attending within 3 months - Children	14	137	10.2%	9.9%	11.9%	12.4%
% of FP17s for the same patient ID Re-attending within 3 months - Adults	20	153	13.1%	15.8%	16.5%	16.6%
% of FP17s for the same patient ID Re-attending between 3 & 9 months - Children	69	137	50.4%	59.0%	60.2%	57.5%
% of FP17s for the same patient ID Re-attending between 3 & 9 months - Adults	88	153	57.5%	51.0%	52.0%	50.4%
% of FP17s for Band 1 Urgent Courses	43	254	16.9%	9.5%	9.5%	9.1%
% of FP17s Relating to Free Repair or Replacements	0	254	0.0%	0.6%	0.7%	0.8%
% of FP17s Relating to Continuations	0	254	0.0%	1.1%	1.2%	1.3%
% of Patients satisfied with the dentistry they have received	0	0	N/A	92.5%	92.9%	92.7%
% of Patients satisfied with the time they had to wait for an appointment	0	0	N/A	89.3%	88.8%	88.8%

* This is based on patients treated on this contract for their most recent course of treatment. Figures in italics indicate the base number of FP17s or Patient Questionnaire responses are less than 100. N/A is shown where the base number of responses is less than 10 during the period. % is calculated as Quantity/Base number*100

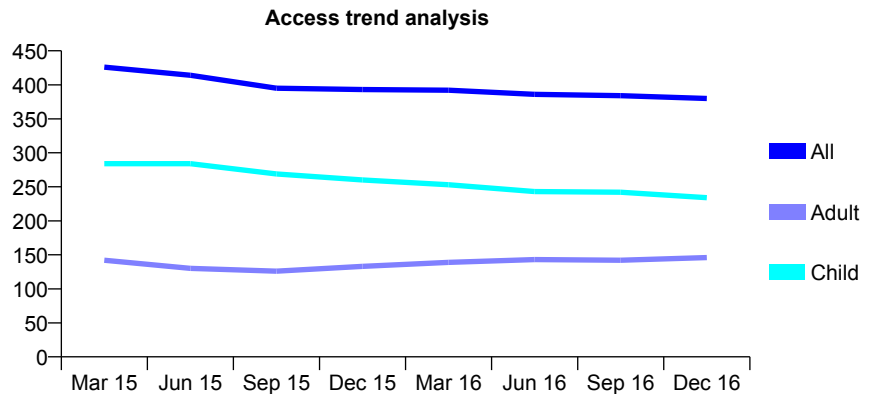
Q68 - Vital Signs At a Glance Contract Report for 817376/0001 - December 2016

Name or company name	MR JP HYDER
Contract type name	GDS Contract
Purpose of contract	General
Contract start date	01/04/2006
Contract end date	

16/17 Contracted general activity (UDA)	690
Carry forward general activity (UDA)	0
16/17 Contracted orthodontic activity (UOA)	0
Carry forward orthodontic activity (UOA)	0
Baseline contract value	£16,538.57

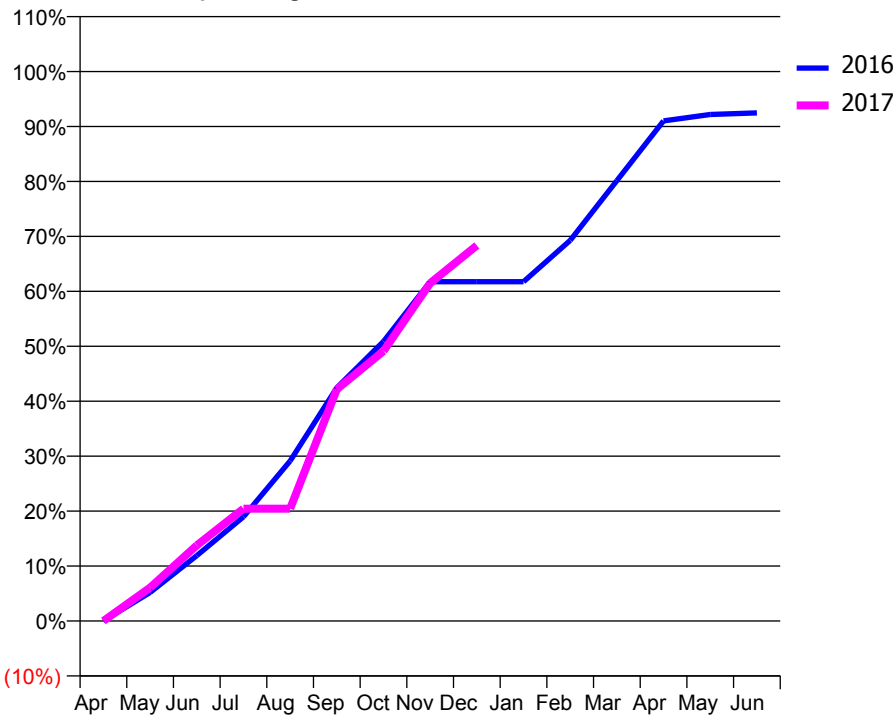
ACCESS*

Patients seen in 24 months	Total	Change since previous quarter
Quarter ending December 2015	393	
Quarter ending March 2016	392	→
Quarter ending June 2016	386	↓
Quarter ending September 2016	384	→
Quarter ending December 2016	380	↓
Variance since December 2015	(3.3%)	↓



ACTIVITY

Cumulative percentage of contracted UDA delivered 2016 & 2017



Month	Adjusted Scheduled Activity (UDA)	
	2016	2017
April	0	0
May	36	42
June	82	95
July	131	141
August	201	141
September	293	291
October	351	339
November	426	424
December	426	472
January	426	
February	478	
March	553	
April	628	
May	636	
June	638	

QUALITY

	Quantity	Base Number	Contract	AT	Region	England
% of FP17s for the same patient ID Re-attending within 3 months - Children	12	295	4.1%	9.9%	11.9%	12.4%
% of FP17s for the same patient ID Re-attending within 3 months - Adults	15	115	13.0%	15.8%	16.5%	16.6%
% of FP17s for the same patient ID Re-attending between 3 & 9 months - Children	181	295	61.4%	59.0%	60.2%	57.5%
% of FP17s for the same patient ID Re-attending between 3 & 9 months - Adults	70	115	60.9%	51.0%	52.0%	50.4%
% of FP17s for Band 1 Urgent Courses	0	352	0.0%	9.5%	9.5%	9.1%
% of FP17s Relating to Free Repair or Replacements	0	352	0.0%	0.6%	0.7%	0.8%
% of FP17s Relating to Continuations	0	352	0.0%	1.1%	1.2%	1.3%
% of Patients satisfied with the dentistry they have received	0	0	N/A	92.5%	92.9%	92.7%
% of Patients satisfied with the time they had to wait for an appointment	0	0	N/A	89.3%	88.8%	88.8%

* This is based on patients treated on this contract for their most recent course of treatment. Figures in italics indicate the base number of FP17s or Patient Questionnaire responses are less than 100. N/A is shown where the base number of responses is less than 10 during the period. % is calculated as Quantity/Base number*100

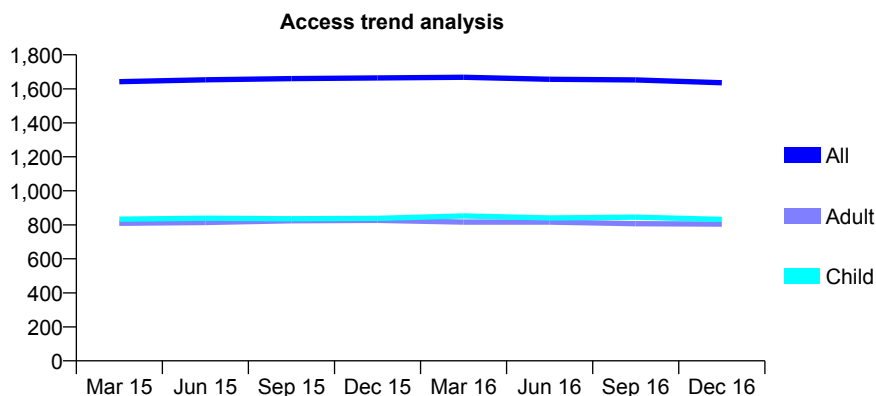
Q68 - Vital Signs At a Glance Contract Report for 817546/0001 - December 2016

Name or company name	MR JS SANDHU
Contract type name	GDS Contract
Purpose of contract	General
Contract start date	01/04/2006
Contract end date	

16/17 Contracted general activity (UDA)	4,750
Carry forward general activity (UDA)	48
16/17 Contracted orthodontic activity (UOA)	0
Carry forward orthodontic activity (UOA)	0
Baseline contract value	£118,792.58

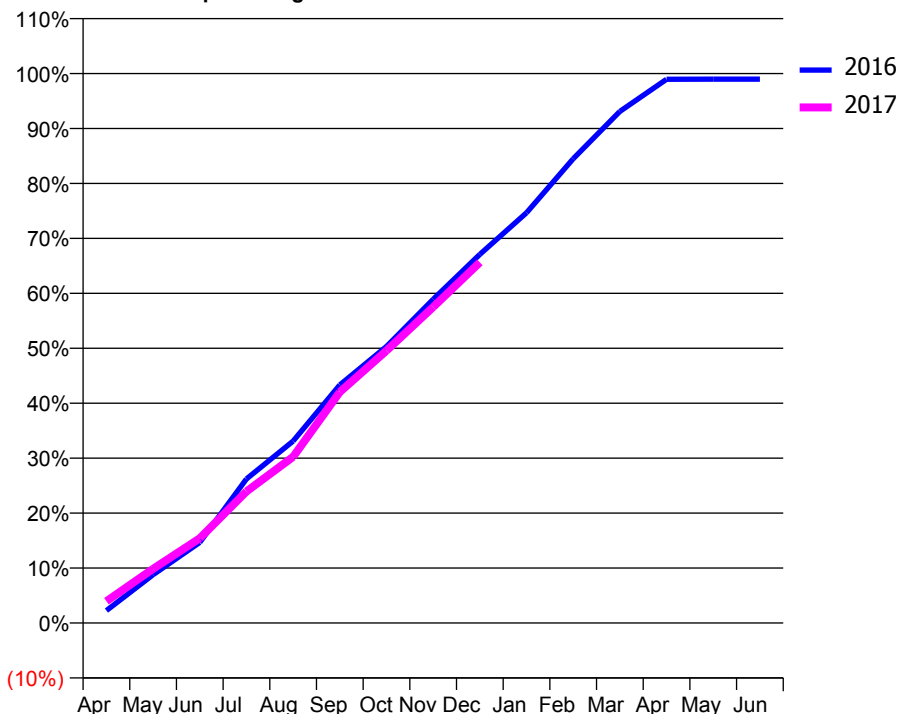
ACCESS*

Patients seen in 24 months	Total	Change since previous quarter
Quarter ending December 2015	1,664	
Quarter ending March 2016	1,668	→
Quarter ending June 2016	1,656	→
Quarter ending September 2016	1,652	→
Quarter ending December 2016	1,636	→
Variance since December 2015	(1.7%)	↓



ACTIVITY

Cumulative percentage of contracted UDA delivered 2016 & 2017



Month	Adjusted Scheduled Activity (UDA)	
	2016	2017
April	107	188
May	418	468
June	696	733
July	1,246	1,137
August	1,573	1,436
September	2,058	1,997
October	2,390	2,354
November	2,798	2,731
December	3,186	3,117
January	3,546	
February	4,013	
March	4,422	
April	4,700	
May	4,702	
June	4,702	

QUALITY

	Quantity	Base Number	Contract	AT	Region	England
% of FP17s for the same patient ID Re-attending within 3 months - Children	90	1,114	8.1%	9.9%	11.9%	12.4%
% of FP17s for the same patient ID Re-attending within 3 months - Adults	95	892	10.7%	15.8%	16.5%	16.6%
% of FP17s for the same patient ID Re-attending between 3 & 9 months - Children	788	1,114	70.7%	59.0%	60.2%	57.5%
% of FP17s for the same patient ID Re-attending between 3 & 9 months - Adults	620	892	69.5%	51.0%	52.0%	50.4%
% of FP17s for Band 1 Urgent Courses	47	1,869	2.5%	9.5%	9.5%	9.1%
% of FP17s Relating to Free Repair or Replacements	13	1,869	0.7%	0.6%	0.7%	0.8%
% of FP17s Relating to Continuations	0	1,869	0.0%	1.1%	1.2%	1.3%
% of Patients satisfied with the dentistry they have received	4	4	N/A	92.5%	92.9%	92.7%
% of Patients satisfied with the time they had to wait for an appointment	2	4	N/A	89.3%	88.8%	88.8%

* This is based on patients treated on this contract for their most recent course of treatment. Figures in italics indicate the base number of FP17s or Patient Questionnaire responses are less than 100. N/A is shown where the base number of responses is less than 10 during the period. % is calculated as Quantity/Base number*100

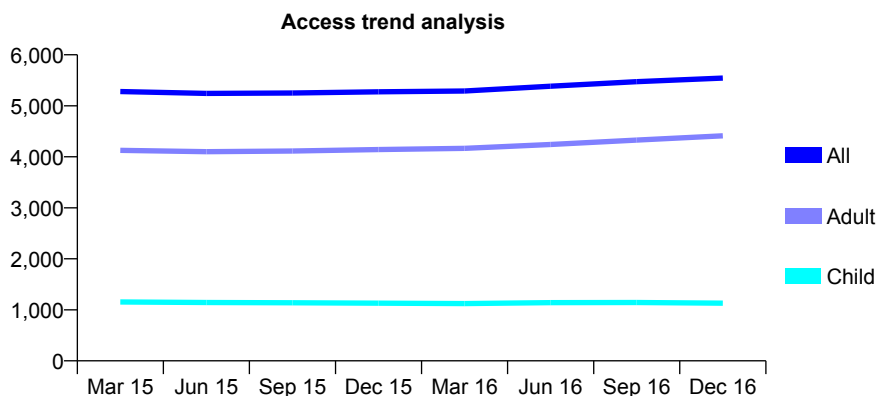
Q68 - Vital Signs At a Glance Contract Report for 817783/0001 - December 2016

Name or company name	Horton Dental Practice Partnership
Contract type name	GDS Contract
Purpose of contract	General
Contract start date	01/04/2006
Contract end date	

16/17 Contracted general activity (UDA)	19,470
Carry forward general activity (UDA)	84
16/17 Contracted orthodontic activity (UOA)	0
Carry forward orthodontic activity (UOA)	0
Baseline contract value	£572,505.73

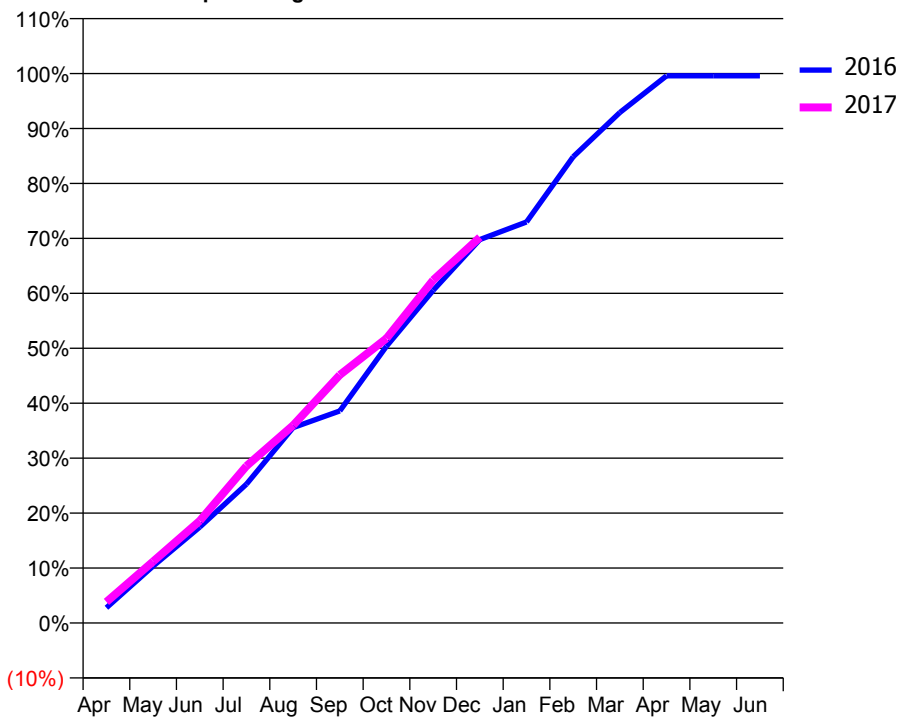
ACCESS*

Patients seen in 24 months	Total	Change since previous quarter
Quarter ending December 2015	5,274	
Quarter ending March 2016	5,290	→
Quarter ending June 2016	5,385	→
Quarter ending September 2016	5,474	→
Quarter ending December 2016	5,543	→
Variance since December 2015	5.1%	↑



ACTIVITY

Cumulative percentage of contracted UDA delivered 2016 & 2017



Month	Adjusted Scheduled Activity (UDA)	
	2016	2017
April	539	750
May	2,017	2,179
June	3,399	3,623
July	4,919	5,562
August	6,923	7,005
September	7,515	8,790
October	9,808	10,084
November	11,784	12,148
December	13,588	13,667
January	14,210	
February	16,522	
March	18,091	
April	19,389	
May	19,386	
June	19,386	

QUALITY

	Quantity	Base Number	Contract	AT	Region	England
% of FP17s for the same patient ID Re-attending within 3 months - Children	100	1,586	6.3%	9.9%	11.9%	12.4%
% of FP17s for the same patient ID Re-attending within 3 months - Adults	941	6,054	15.5%	15.8%	16.5%	16.6%
% of FP17s for the same patient ID Re-attending between 3 & 9 months - Children	1,120	1,586	70.6%	59.0%	60.2%	57.5%
% of FP17s for the same patient ID Re-attending between 3 & 9 months - Adults	4,095	6,054	67.6%	51.0%	52.0%	50.4%
% of FP17s for Band 1 Urgent Courses	517	7,081	7.3%	9.5%	9.5%	9.1%
% of FP17s Relating to Free Repair or Replacements	40	7,081	0.6%	0.6%	0.7%	0.8%
% of FP17s Relating to Continuations	23	7,081	0.3%	1.1%	1.2%	1.3%
% of Patients satisfied with the dentistry they have received	7	7	N/A	92.5%	92.9%	92.7%
% of Patients satisfied with the time they had to wait for an appointment	7	7	N/A	89.3%	88.8%	88.8%

* This is based on patients treated on this contract for their most recent course of treatment. Figures in italics indicate the base number of FP17s or Patient Questionnaire responses are less than 100. N/A is shown where the base number of responses is less than 10 during the period. % is calculated as Quantity/Base number*100

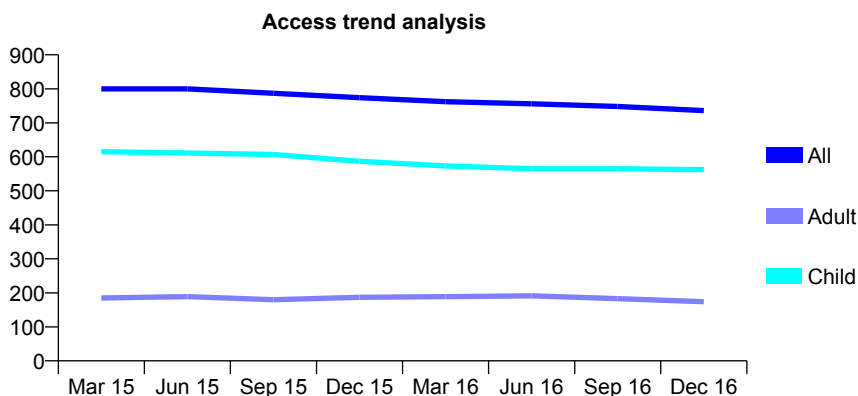
Q68 - Vital Signs At a Glance Contract Report for 817910/0001 - December 2016

Name or company name	MR GD LOADER
Contract type name	GDS Contract
Purpose of contract	General
Contract start date	01/04/2006
Contract end date	

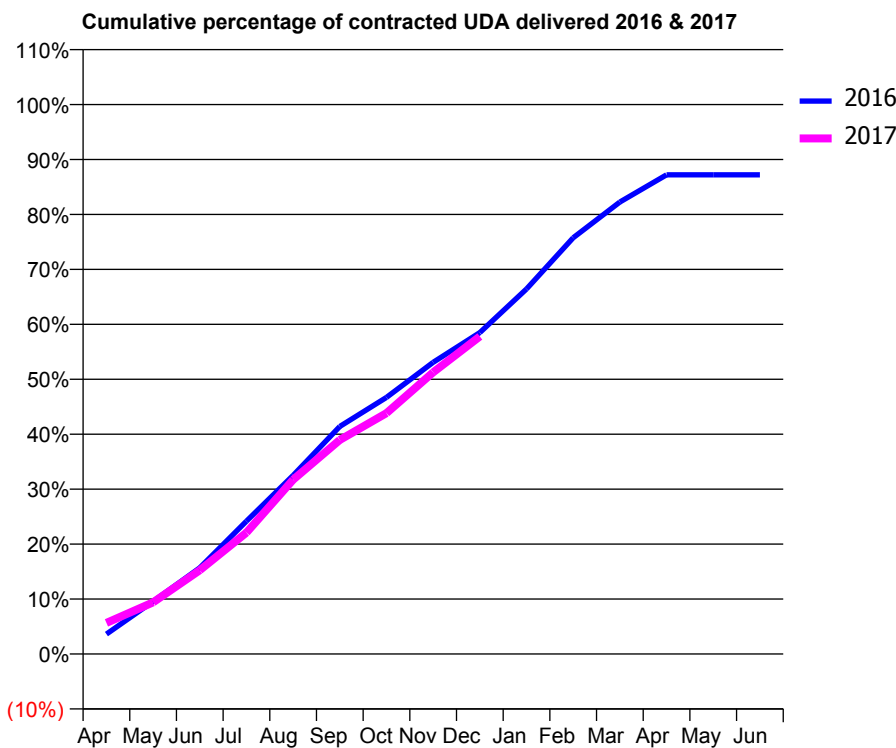
16/17 Contracted general activity (UDA)	1,520
Carry forward general activity (UDA)	0
16/17 Contracted orthodontic activity (UOA)	0
Carry forward orthodontic activity (UOA)	0
Baseline contract value	£35,016.37

ACCESS*

Patients seen in 24 months	Total	Change since previous quarter
Quarter ending December 2015	774	
Quarter ending March 2016	762	↓
Quarter ending June 2016	756	→
Quarter ending September 2016	748	↓
Quarter ending December 2016	736	↓
Variance since December 2015	(4.9%)	↓



ACTIVITY



Month	Adjusted Scheduled Activity (UDA)	
	2016	2017
April	55	86
May	145	143
June	238	232
July	367	336
August	494	482
September	630	592
October	710	666
November	807	779
December	889	879
January	1,010	
February	1,151	
March	1,250	
April	1,325	
May	1,325	
June	1,325	

QUALITY

	Quantity	Base Number	Contract	AT	Region	England
% of FP17s for the same patient ID Re-attending within 3 months - Children	38	674	5.6%	9.9%	11.9%	12.4%
% of FP17s for the same patient ID Re-attending within 3 months - Adults	1	108	0.9%	15.8%	16.5%	16.6%
% of FP17s for the same patient ID Re-attending between 3 & 9 months - Children	436	674	64.7%	59.0%	60.2%	57.5%
% of FP17s for the same patient ID Re-attending between 3 & 9 months - Adults	60	108	55.6%	51.0%	52.0%	50.4%
% of FP17s for Band 1 Urgent Courses	8	726	1.1%	9.5%	9.5%	9.1%
% of FP17s Relating to Free Repair or Replacements	0	726	0.0%	0.6%	0.7%	0.8%
% of FP17s Relating to Continuations	6	726	0.8%	1.1%	1.2%	1.3%
% of Patients satisfied with the dentistry they have received	0	0	N/A	92.5%	92.9%	92.7%
% of Patients satisfied with the time they had to wait for an appointment	0	0	N/A	89.3%	88.8%	88.8%

* This is based on patients treated on this contract for their most recent course of treatment. Figures in italics indicate the base number of FP17s or Patient Questionnaire responses are less than 100. N/A is shown where the base number of responses is less than 10 during the period. % is calculated as Quantity/Base number*100

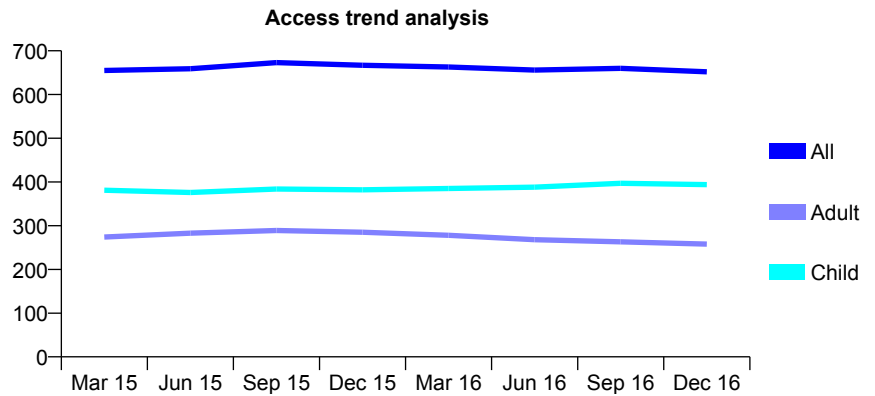
Q68 - Vital Signs At a Glance Contract Report for 819158/0001 - December 2016

Name or company name	MRS NJ GRAINGE
Contract type name	GDS Contract
Purpose of contract	General
Contract start date	01/04/2006
Contract end date	

16/17 Contracted general activity (UDA)	1,450
Carry forward general activity (UDA)	-15
16/17 Contracted orthodontic activity (UOA)	0
Carry forward orthodontic activity (UOA)	0
Baseline contract value	£29,949.31

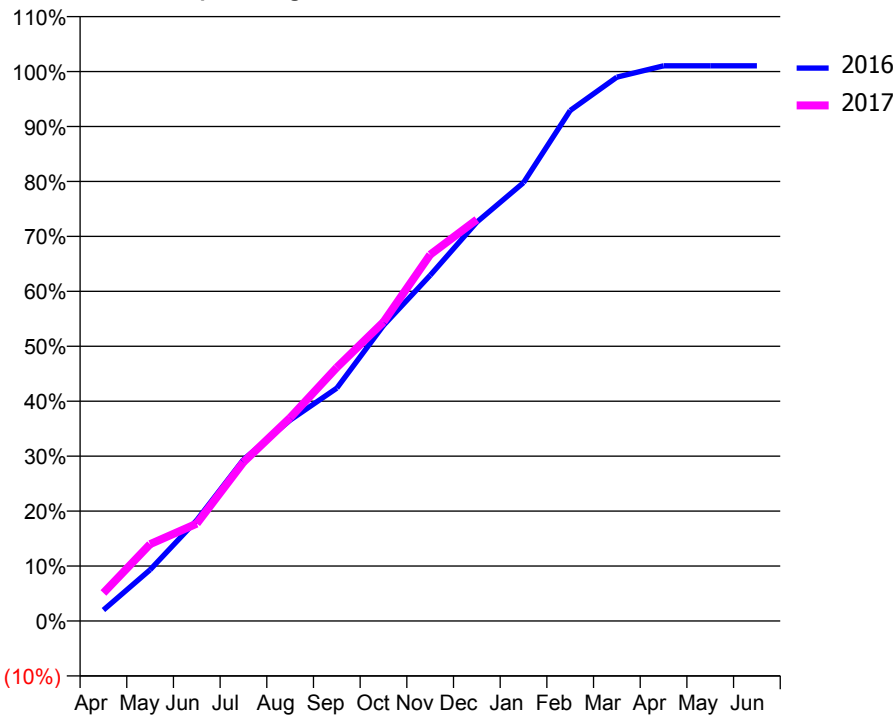
ACCESS*

Patients seen in 24 months	Total	Change since previous quarter
Quarter ending December 2015	667	
Quarter ending March 2016	663	→
Quarter ending June 2016	656	↓
Quarter ending September 2016	660	→
Quarter ending December 2016	652	↓
Variance since December 2015	(2.2%)	↓



ACTIVITY

Cumulative percentage of contracted UDA delivered 2016 & 2017



Month	Adjusted Scheduled Activity (UDA)	
	2016	2017
April	29	74
May	135	203
June	266	257
July	426	419
August	530	537
September	615	669
October	780	789
November	912	967
December	1,053	1,059
January	1,157	
February	1,347	
March	1,435	
April	1,465	
May	1,465	
June	1,465	

QUALITY

	Quantity	Base Number	Contract	AT	Region	England
% of FP17s for the same patient ID Re-attending within 3 months - Children	16	481	3.3%	9.9%	11.9%	12.4%
% of FP17s for the same patient ID Re-attending within 3 months - Adults	27	218	12.4%	15.8%	16.5%	16.6%
% of FP17s for the same patient ID Re-attending between 3 & 9 months - Children	326	481	67.8%	59.0%	60.2%	57.5%
% of FP17s for the same patient ID Re-attending between 3 & 9 months - Adults	123	218	56.4%	51.0%	52.0%	50.4%
% of FP17s for Band 1 Urgent Courses	11	681	1.6%	9.5%	9.5%	9.1%
% of FP17s Relating to Free Repair or Replacements	0	681	0.0%	0.6%	0.7%	0.8%
% of FP17s Relating to Continuations	3	681	0.4%	1.1%	1.2%	1.3%
% of Patients satisfied with the dentistry they have received	1	1	N/A	92.5%	92.9%	92.7%
% of Patients satisfied with the time they had to wait for an appointment	1	1	N/A	89.3%	88.8%	88.8%

* This is based on patients treated on this contract for their most recent course of treatment. Figures in italics indicate the base number of FP17s or Patient Questionnaire responses are less than 100. N/A is shown where the base number of responses is less than 10 during the period. % is calculated as Quantity/Base number*100

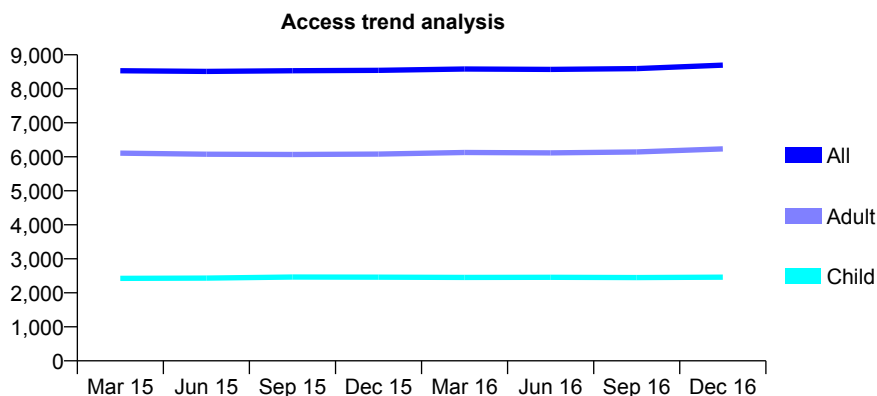
Q68 - Vital Signs At a Glance Contract Report for 819492/0001 - December 2016

Name or company name	MISS KT TANNA
Contract type name	GDS Contract
Purpose of contract	General
Contract start date	01/04/2006
Contract end date	

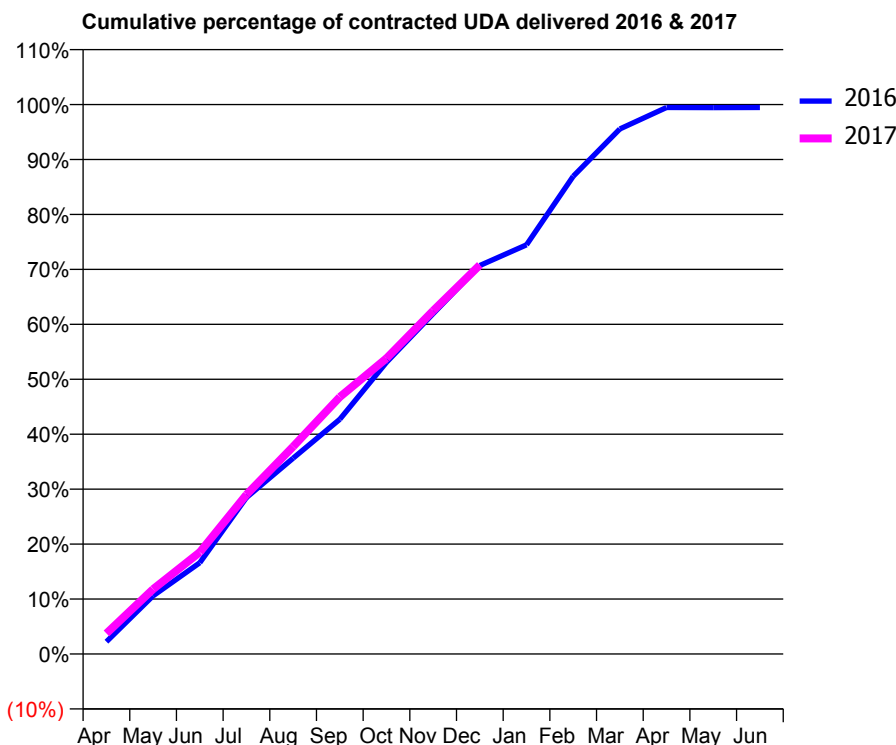
16/17 Contracted general activity (UDA)	20,150
Carry forward general activity (UDA)	108
16/17 Contracted orthodontic activity (UOA)	0
Carry forward orthodontic activity (UOA)	0
Baseline contract value	£580,318.14

ACCESS*

Patients seen in 24 months	Total	Change since previous quarter
Quarter ending December 2015	8,542	
Quarter ending March 2016	8,583	→
Quarter ending June 2016	8,572	→
Quarter ending September 2016	8,593	→
Quarter ending December 2016	8,695	→
Variance since December 2015	1.8%	→



ACTIVITY



Month	Adjusted Scheduled Activity (UDA)	
	2016	2017
April	453	754
May	2,133	2,379
June	3,345	3,734
July	5,738	5,847
August	7,182	7,606
September	8,610	9,425
October	10,697	10,843
November	12,483	12,588
December	14,248	14,265
January	15,003	
February	17,519	
March	19,252	
April	20,040	
May	20,038	
June	20,042	

QUALITY

	Quantity	Base Number	Contract	AT	Region	England
% of FP17s for the same patient ID Re-attending within 3 months - Children	161	2,806	5.7%	9.9%	11.9%	12.4%
% of FP17s for the same patient ID Re-attending within 3 months - Adults	826	6,407	12.9%	15.8%	16.5%	16.6%
% of FP17s for the same patient ID Re-attending between 3 & 9 months - Children	1,873	2,806	66.7%	59.0%	60.2%	57.5%
% of FP17s for the same patient ID Re-attending between 3 & 9 months - Adults	3,456	6,407	53.9%	51.0%	52.0%	50.4%
% of FP17s for Band 1 Urgent Courses	942	8,791	10.7%	9.5%	9.5%	9.1%
% of FP17s Relating to Free Repair or Replacements	38	8,791	0.4%	0.6%	0.7%	0.8%
% of FP17s Relating to Continuations	9	8,791	0.1%	1.1%	1.2%	1.3%
% of Patients satisfied with the dentistry they have received	8	8	N/A	92.5%	92.9%	92.7%
% of Patients satisfied with the time they had to wait for an appointment	8	8	N/A	89.3%	88.8%	88.8%

* This is based on patients treated on this contract for their most recent course of treatment. Figures in italics indicate the base number of FP17s or Patient Questionnaire responses are less than 100. N/A is shown where the base number of responses is less than 10 during the period. % is calculated as Quantity/Base number*100

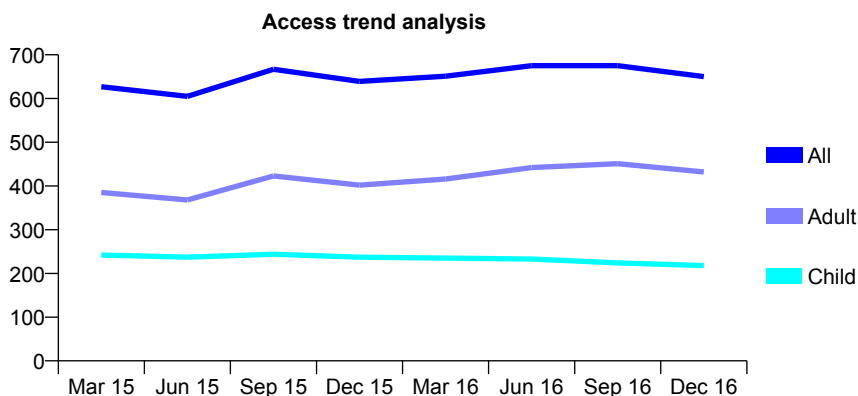
Q68 - Vital Signs At a Glance Contract Report for 819921/0001 - December 2016

Name or company name	MR R PICKERING
Contract type name	GDS Contract
Purpose of contract	General
Contract start date	01/04/2006
Contract end date	

16/17 Contracted general activity (UDA)	1,000
Carry forward general activity (UDA)	0
16/17 Contracted orthodontic activity (UOA)	0
Carry forward orthodontic activity (UOA)	0
Baseline contract value	£23,216.23

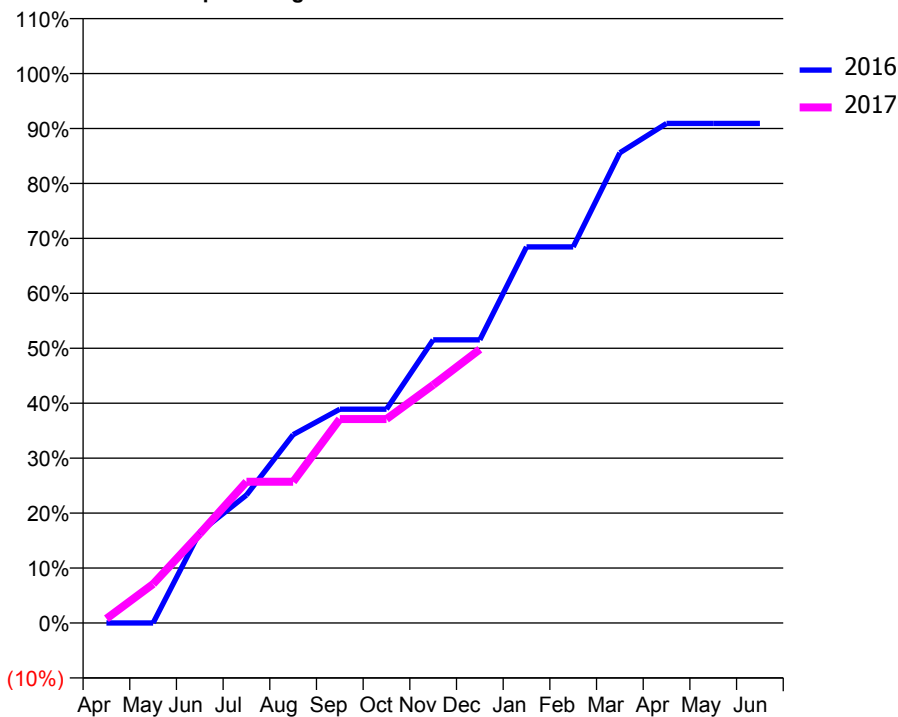
ACCESS*

Patients seen in 24 months	Total	Change since previous quarter
Quarter ending December 2015	639	
Quarter ending March 2016	651	→
Quarter ending June 2016	675	↑
Quarter ending September 2016	675	→
Quarter ending December 2016	650	↓
Variance since December 2015	1.7%	→



ACTIVITY

Cumulative percentage of contracted UDA delivered 2016 & 2017



Month	Adjusted Scheduled Activity (UDA)	
	2016	2017
April	0	8
May	0	71
June	165	162
July	233	257
August	343	257
September	389	371
October	389	371
November	515	433
December	515	498
January	684	
February	684	
March	856	
April	909	
May	909	
June	909	

QUALITY

	Quantity	Base Number	Contract	AT	Region	England
% of FP17s for the same patient ID Re-attending within 3 months - Children	9	218	4.1%	9.9%	11.9%	12.4%
% of FP17s for the same patient ID Re-attending within 3 months - Adults	42	374	11.2%	15.8%	16.5%	16.6%
% of FP17s for the same patient ID Re-attending between 3 & 9 months - Children	139	218	63.8%	59.0%	60.2%	57.5%
% of FP17s for the same patient ID Re-attending between 3 & 9 months - Adults	151	374	40.4%	51.0%	52.0%	50.4%
% of FP17s for Band 1 Urgent Courses	25	323	7.7%	9.5%	9.5%	9.1%
% of FP17s Relating to Free Repair or Replacements	0	323	0.0%	0.6%	0.7%	0.8%
% of FP17s Relating to Continuations	1	323	0.3%	1.1%	1.2%	1.3%
% of Patients satisfied with the dentistry they have received	0	0	N/A	92.5%	92.9%	92.7%
% of Patients satisfied with the time they had to wait for an appointment	0	0	N/A	89.3%	88.8%	88.8%

* This is based on patients treated on this contract for their most recent course of treatment. Figures in italics indicate the base number of FP17s or Patient Questionnaire responses are less than 100. N/A is shown where the base number of responses is less than 10 during the period. % is calculated as Quantity/Base number*100

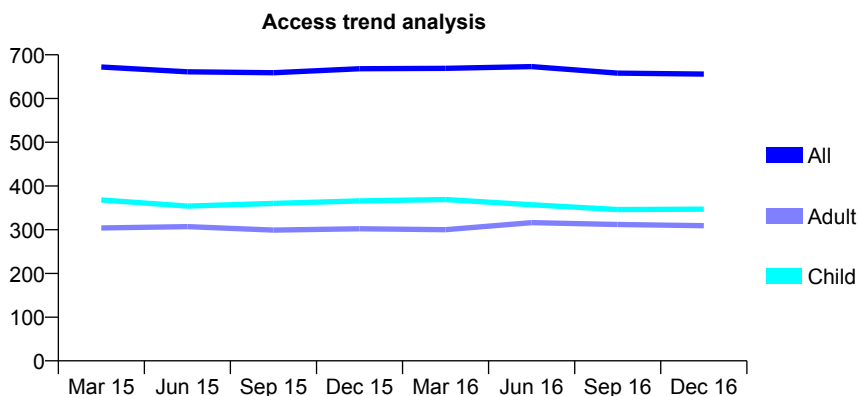
Q68 - Vital Signs At a Glance Contract Report for 820938/0001 - December 2016

Name or company name	MISS VJ MOON
Contract type name	GDS Contract
Purpose of contract	General
Contract start date	01/04/2006
Contract end date	

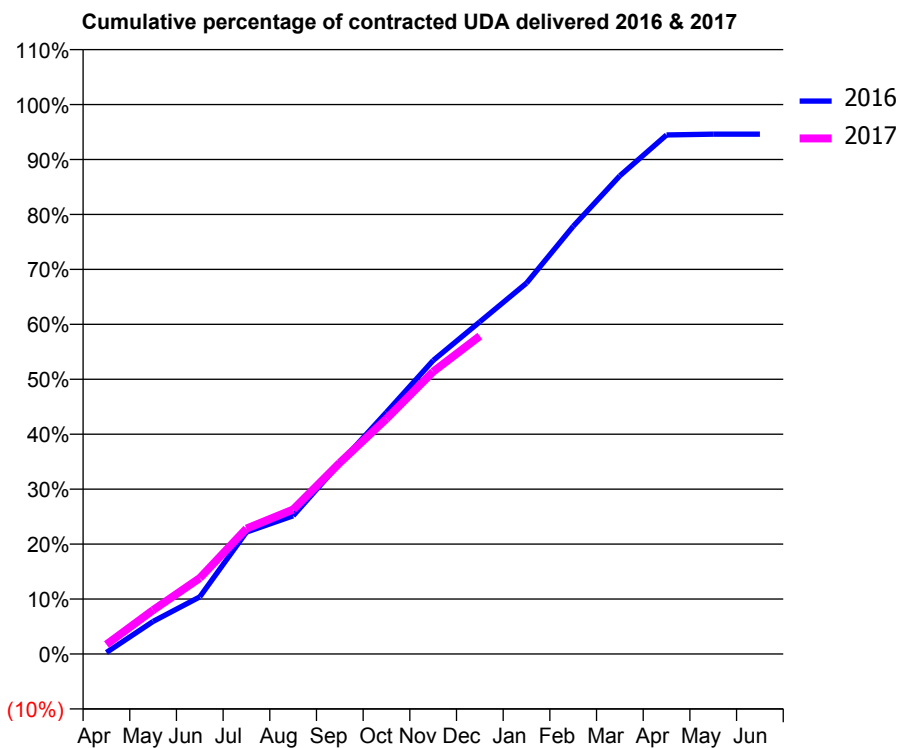
16/17 Contracted general activity (UDA)	2,200
Carry forward general activity (UDA)	0
16/17 Contracted orthodontic activity (UOA)	0
Carry forward orthodontic activity (UOA)	0
Baseline contract value	£54,216.47

ACCESS*

Patients seen in 24 months	Total	Change since previous quarter
Quarter ending December 2015	668	
Quarter ending March 2016	669	→
Quarter ending June 2016	673	→
Quarter ending September 2016	658	↓
Quarter ending December 2016	656	→
Variance since December 2015	(1.8%)	↓



ACTIVITY



Month	Adjusted Scheduled Activity (UDA)	
	2016	2017
April	6	38
May	130	176
June	229	304
July	488	502
August	554	578
September	764	766
October	968	942
November	1,175	1,131
December	1,330	1,273
January	1,485	
February	1,712	
March	1,915	
April	2,078	
May	2,081	
June	2,081	

QUALITY

	Quantity	Base Number	Contract	AT	Region	England
% of FP17s for the same patient ID Re-attending within 3 months - Children	33	460	7.2%	9.9%	11.9%	12.4%
% of FP17s for the same patient ID Re-attending within 3 months - Adults	40	329	12.2%	15.8%	16.5%	16.6%
% of FP17s for the same patient ID Re-attending between 3 & 9 months - Children	330	460	71.7%	59.0%	60.2%	57.5%
% of FP17s for the same patient ID Re-attending between 3 & 9 months - Adults	218	329	66.3%	51.0%	52.0%	50.4%
% of FP17s for Band 1 Urgent Courses	34	698	4.9%	9.5%	9.5%	9.1%
% of FP17s Relating to Free Repair or Replacements	0	698	0.0%	0.6%	0.7%	0.8%
% of FP17s Relating to Continuations	0	698	0.0%	1.1%	1.2%	1.3%
% of Patients satisfied with the dentistry they have received	0	0	N/A	92.5%	92.9%	92.7%
% of Patients satisfied with the time they had to wait for an appointment	0	0	N/A	89.3%	88.8%	88.8%

* This is based on patients treated on this contract for their most recent course of treatment. Figures in italics indicate the base number of FP17s or Patient Questionnaire responses are less than 100. N/A is shown where the base number of responses is less than 10 during the period. % is calculated as Quantity/Base number*100

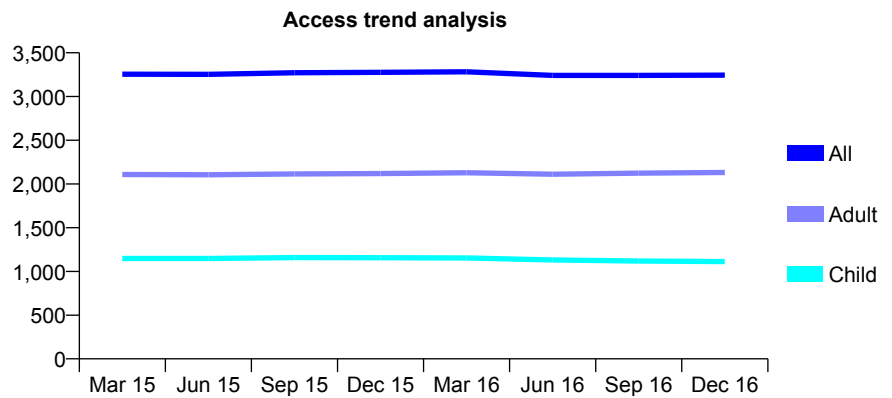
Q68 - Vital Signs At a Glance Contract Report for 82221/0001 - December 2016

Name or company name	MRS NE VADASZ
Contract type name	GDS Contract
Purpose of contract	General
Contract start date	01/04/2006
Contract end date	

16/17 Contracted general activity (UDA)	9,130
Carry forward general activity (UDA)	31
16/17 Contracted orthodontic activity (UOA)	0
Carry forward orthodontic activity (UOA)	0
Baseline contract value	£237,656.92

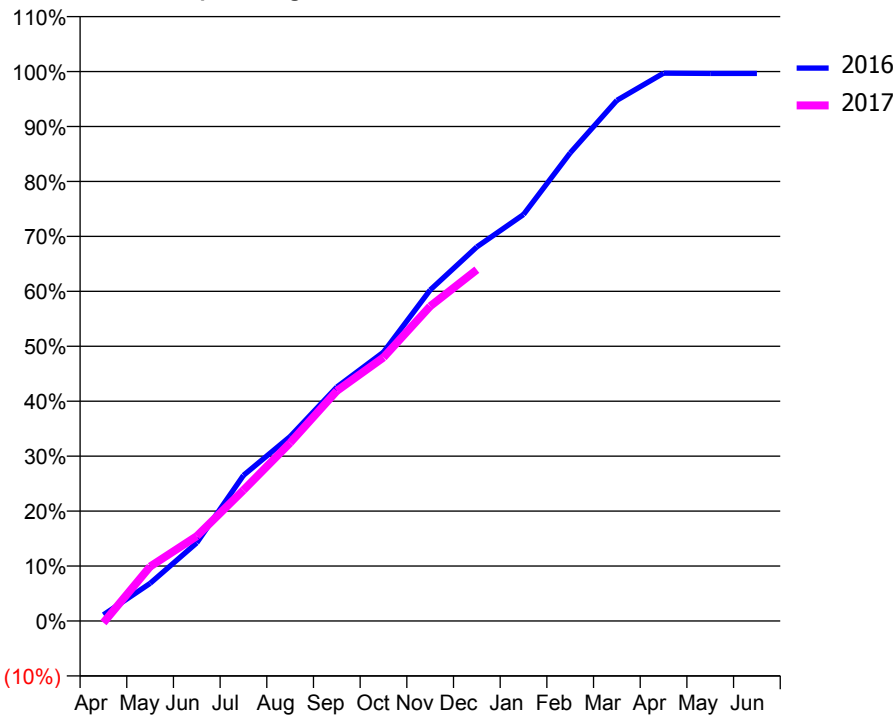
ACCESS*

Patients seen in 24 months	Total	Change since previous quarter
Quarter ending December 2015	3,276	
Quarter ending March 2016	3,282	→
Quarter ending June 2016	3,242	↓
Quarter ending September 2016	3,241	→
Quarter ending December 2016	3,245	→
Variance since December 2015	(0.9%)	→



ACTIVITY

Cumulative percentage of contracted UDA delivered 2016 & 2017



Month	Adjusted Scheduled Activity (UDA)	
	2016	2017
April	103	-31
May	627	905
June	1,300	1,411
July	2,420	2,175
August	3,065	2,961
September	3,888	3,824
October	4,467	4,380
November	5,501	5,229
December	6,215	5,836
January	6,755	
February	7,778	
March	8,651	
April	9,103	
May	9,099	
June	9,099	

QUALITY

	Quantity	Base Number	Contract	AT	Region	England
% of FP17s for the same patient ID Re-attending within 3 months - Children	80	1,374	5.8%	9.9%	11.9%	12.4%
% of FP17s for the same patient ID Re-attending within 3 months - Adults	275	2,074	13.3%	15.8%	16.5%	16.6%
% of FP17s for the same patient ID Re-attending between 3 & 9 months - Children	957	1,374	69.7%	59.0%	60.2%	57.5%
% of FP17s for the same patient ID Re-attending between 3 & 9 months - Adults	977	2,074	47.1%	51.0%	52.0%	50.4%
% of FP17s for Band 1 Urgent Courses	295	3,251	9.1%	9.5%	9.5%	9.1%
% of FP17s Relating to Free Repair or Replacements	13	3,251	0.4%	0.6%	0.7%	0.8%
% of FP17s Relating to Continuations	14	3,251	0.4%	1.1%	1.2%	1.3%
% of Patients satisfied with the dentistry they have received	5	6	N/A	92.5%	92.9%	92.7%
% of Patients satisfied with the time they had to wait for an appointment	6	6	N/A	89.3%	88.8%	88.8%

* This is based on patients treated on this contract for their most recent course of treatment. Figures in italics indicate the base number of FP17s or Patient Questionnaire responses are less than 100. N/A is shown where the base number of responses is less than 10 during the period. % is calculated as Quantity/Base number*100

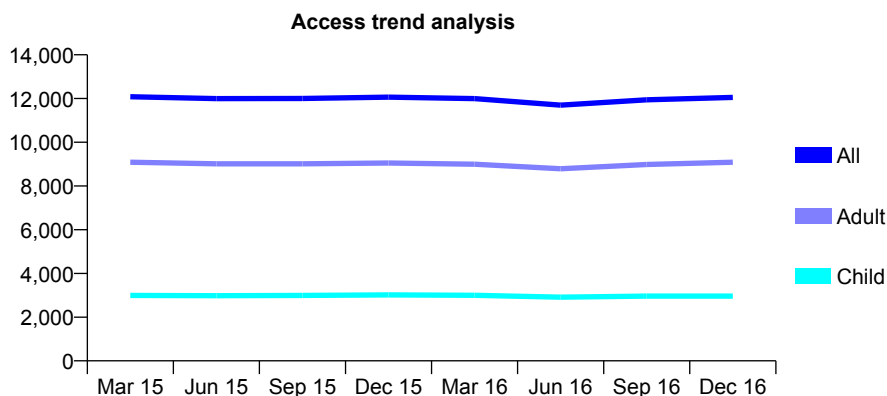
Q68 - Vital Signs At a Glance Contract Report for 825107/0003 - December 2016

Name or company name	MR S OBERAI
Contract type name	GDS Contract
Purpose of contract	General
Contract start date	01/04/2006
Contract end date	

16/17 Contracted general activity (UDA)	33,874
Carry forward general activity (UDA)	0
16/17 Contracted orthodontic activity (UOA)	0
Carry forward orthodontic activity (UOA)	0
Baseline contract value	£878,641.65

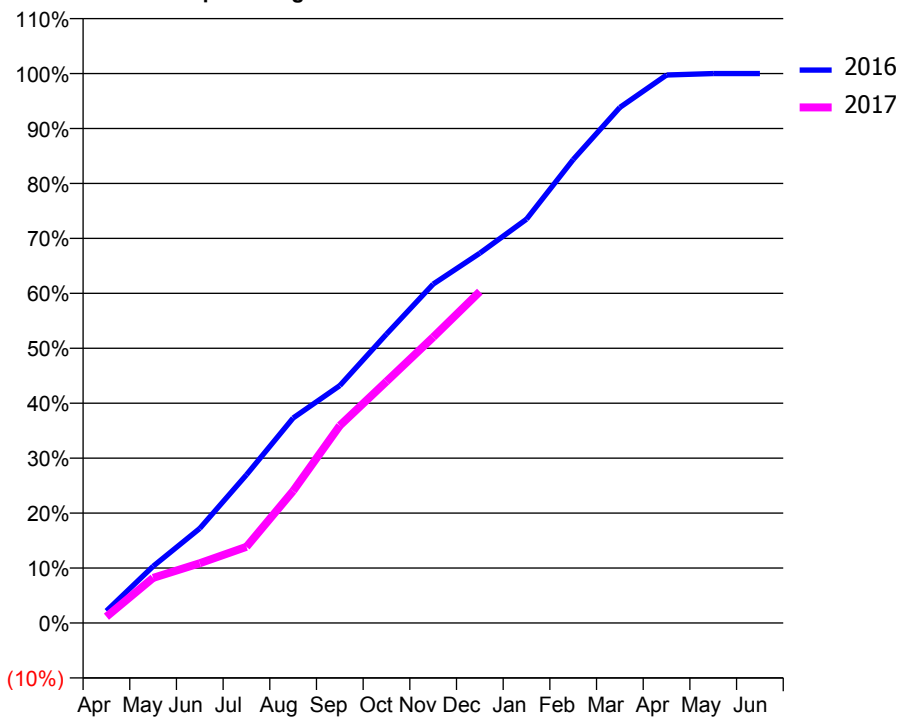
ACCESS*

Patients seen in 24 months	Total	Change since previous quarter
Quarter ending December 2015	12,065	
Quarter ending March 2016	11,994	→
Quarter ending June 2016	11,699	↓
Quarter ending September 2016	11,944	↑
Quarter ending December 2016	12,050	→
Variance since December 2015	(0.1%)	→



ACTIVITY

Cumulative percentage of contracted UDA delivered 2016 & 2017



Month	Adjusted Scheduled Activity (UDA)	
	2016	2017
April	740	387
May	3,497	2,784
June	5,830	3,688
July	9,139	4,699
August	12,640	8,144
September	14,637	12,170
October	17,809	14,893
November	20,895	17,619
December	22,799	20,429
January	24,894	
February	28,568	
March	31,784	
April	33,782	
May	33,868	
June	33,874	

QUALITY

	Quantity	Base Number	Contract	AT	Region	England
% of FP17s for the same patient ID Re-attending within 3 months - Children	148	2,464	6.0%	9.9%	11.9%	12.4%
% of FP17s for the same patient ID Re-attending within 3 months - Adults	652	6,180	10.6%	15.8%	16.5%	16.6%
% of FP17s for the same patient ID Re-attending between 3 & 9 months - Children	1,012	2,464	41.1%	59.0%	60.2%	57.5%
% of FP17s for the same patient ID Re-attending between 3 & 9 months - Adults	1,943	6,180	31.4%	51.0%	52.0%	50.4%
% of FP17s for Band 1 Urgent Courses	736	7,825	9.4%	9.5%	9.5%	9.1%
% of FP17s Relating to Free Repair or Replacements	12	7,825	0.2%	0.6%	0.7%	0.8%
% of FP17s Relating to Continuations	14	7,825	0.2%	1.1%	1.2%	1.3%
% of Patients satisfied with the dentistry they have received	8	9	N/A	92.5%	92.9%	92.7%
% of Patients satisfied with the time they had to wait for an appointment	8	9	N/A	89.3%	88.8%	88.8%

* This is based on patients treated on this contract for their most recent course of treatment. Figures in italics indicate the base number of FP17s or Patient Questionnaire responses are less than 100. N/A is shown where the base number of responses is less than 10 during the period. % is calculated as Quantity/Base number*100

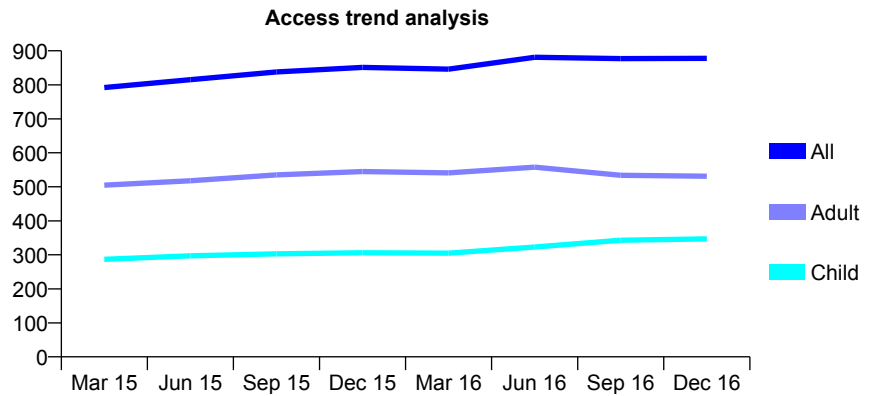
Q68 - Vital Signs At a Glance Contract Report for 825107/0011 - December 2016

Name or company name	Dr S Oberai and Dr M Al-Zabari
Contract type name	GDS Contract
Purpose of contract	General
Contract start date	01/05/2012
Contract end date	

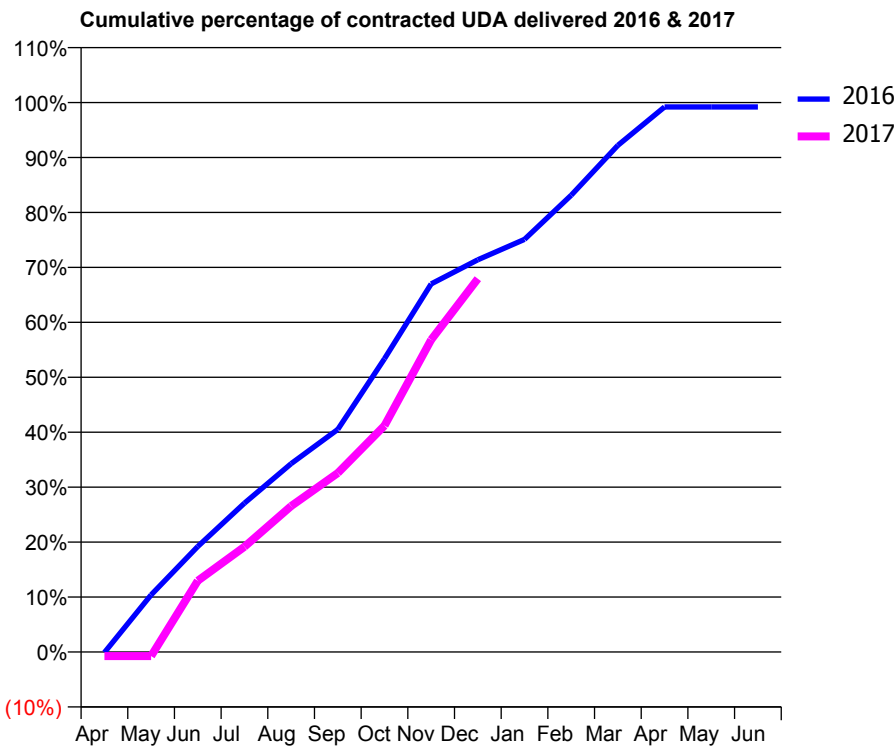
16/17 Contracted general activity (UDA)	1,676
Carry forward general activity (UDA)	13
16/17 Contracted orthodontic activity (UOA)	0
Carry forward orthodontic activity (UOA)	0
Baseline contract value	£39,470.55

ACCESS*

Patients seen in 24 months	Total	Change since previous quarter
Quarter ending December 2015	851	
Quarter ending March 2016	846	→
Quarter ending June 2016	881	↑
Quarter ending September 2016	877	→
Quarter ending December 2016	878	→
Variance since December 2015	3.2%	↑



ACTIVITY



Month	Adjusted Scheduled Activity (UDA)	
	2016	2017
April	-2	-13
May	174	-13
June	322	217
July	454	321
August	574	445
September	679	546
October	894	690
November	1,123	952
December	1,196	1,139
January	1,258	
February	1,393	
March	1,545	
April	1,663	
May	1,663	
June	1,663	

QUALITY

	Quantity	Base Number	Contract	AT	Region	England
% of FP17s for the same patient ID Re-attending within 3 months - Children	12	308	3.9%	9.9%	11.9%	12.4%
% of FP17s for the same patient ID Re-attending within 3 months - Adults	17	226	7.5%	15.8%	16.5%	16.6%
% of FP17s for the same patient ID Re-attending between 3 & 9 months - Children	122	308	39.6%	59.0%	60.2%	57.5%
% of FP17s for the same patient ID Re-attending between 3 & 9 months - Adults	57	226	25.2%	51.0%	52.0%	50.4%
% of FP17s for Band 1 Urgent Courses	3	483	0.6%	9.5%	9.5%	9.1%
% of FP17s Relating to Free Repair or Replacements	0	483	0.0%	0.6%	0.7%	0.8%
% of FP17s Relating to Continuations	1	483	0.2%	1.1%	1.2%	1.3%
% of Patients satisfied with the dentistry they have received	0	0	N/A	92.5%	92.9%	92.7%
% of Patients satisfied with the time they had to wait for an appointment	0	0	N/A	89.3%	88.8%	88.8%

* This is based on patients treated on this contract for their most recent course of treatment. Figures in italics indicate the base number of FP17s or Patient Questionnaire responses are less than 100. N/A is shown where the base number of responses is less than 10 during the period. % is calculated as Quantity/Base number*100

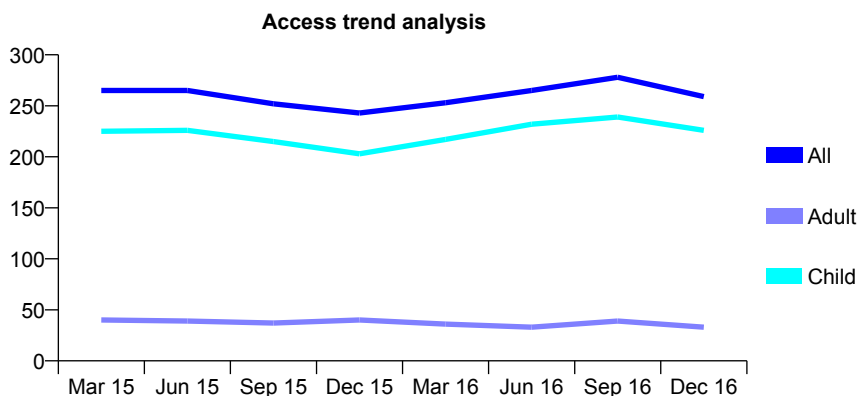
Q68 - Vital Signs At a Glance Contract Report for 829196/0001 - December 2016

Name or company name	DR JA JULLIEN
Contract type name	GDS Contract
Purpose of contract	General
Contract start date	01/04/2006
Contract end date	

16/17 Contracted general activity (UDA)	450
Carry forward general activity (UDA)	0
16/17 Contracted orthodontic activity (UOA)	0
Carry forward orthodontic activity (UOA)	0
Baseline contract value	£10,001.55

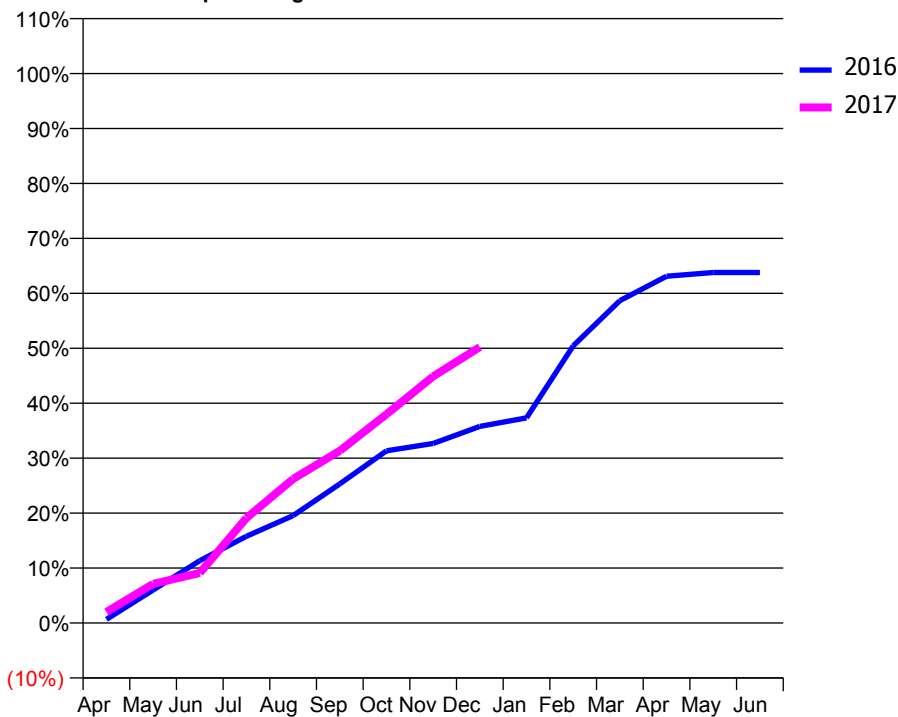
ACCESS*

Patients seen in 24 months	Total	Change since previous quarter
Quarter ending December 2015	243	
Quarter ending March 2016	253	↑
Quarter ending June 2016	265	↑
Quarter ending September 2016	278	↑
Quarter ending December 2016	259	↓
Variance since December 2015	6.6%	↑



ACTIVITY

Cumulative percentage of contracted UDA delivered 2016 & 2017



Month	Adjusted Scheduled Activity (UDA)	
	2016	2017
April	3	9
May	27	32
June	51	41
July	71	86
August	88	118
September	114	141
October	141	171
November	147	202
December	161	226
January	168	
February	227	
March	264	
April	284	
May	287	
June	287	

QUALITY

	Quantity	Base Number	Contract	AT	Region	England
% of FP17s for the same patient ID Re-attending within 3 months - Children	1	197	0.5%	9.9%	11.9%	12.4%
% of FP17s for the same patient ID Re-attending within 3 months - Adults	0	4	0.0%	15.8%	16.5%	16.6%
% of FP17s for the same patient ID Re-attending between 3 & 9 months - Children	65	197	33.0%	59.0%	60.2%	57.5%
% of FP17s for the same patient ID Re-attending between 3 & 9 months - Adults	3	4	75.0%	51.0%	52.0%	50.4%
% of FP17s for Band 1 Urgent Courses	0	182	0.0%	9.5%	9.5%	9.1%
% of FP17s Relating to Free Repair or Replacements	0	182	0.0%	0.6%	0.7%	0.8%
% of FP17s Relating to Continuations	0	182	0.0%	1.1%	1.2%	1.3%
% of Patients satisfied with the dentistry they have received	0	0	N/A	92.5%	92.9%	92.7%
% of Patients satisfied with the time they had to wait for an appointment	0	0	N/A	89.3%	88.8%	88.8%

* This is based on patients treated on this contract for their most recent course of treatment. Figures in italics indicate the base number of FP17s or Patient Questionnaire responses are less than 100. N/A is shown where the base number of responses is less than 10 during the period. % is calculated as Quantity/Base number*100

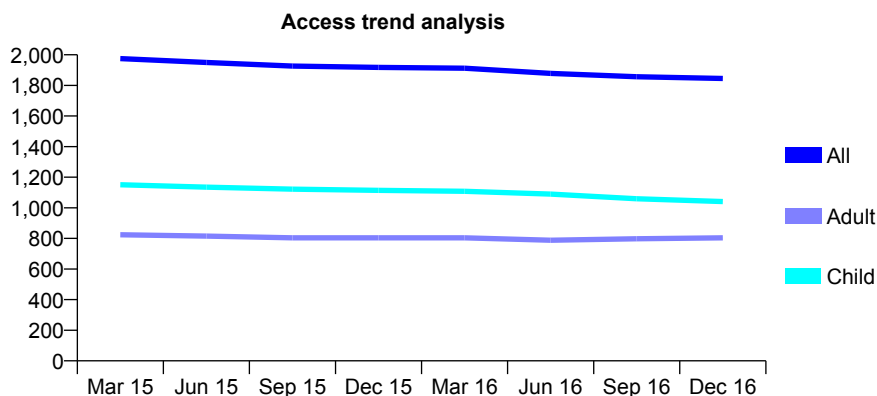
Q68 - Vital Signs At a Glance Contract Report for 831514/0002 - December 2016

Name or company name	MR NC GREEN
Contract type name	GDS Contract
Purpose of contract	General
Contract start date	01/04/2006
Contract end date	

16/17 Contracted general activity (UDA)	4,500
Carry forward general activity (UDA)	0
16/17 Contracted orthodontic activity (UOA)	0
Carry forward orthodontic activity (UOA)	0
Baseline contract value	£106,173.44

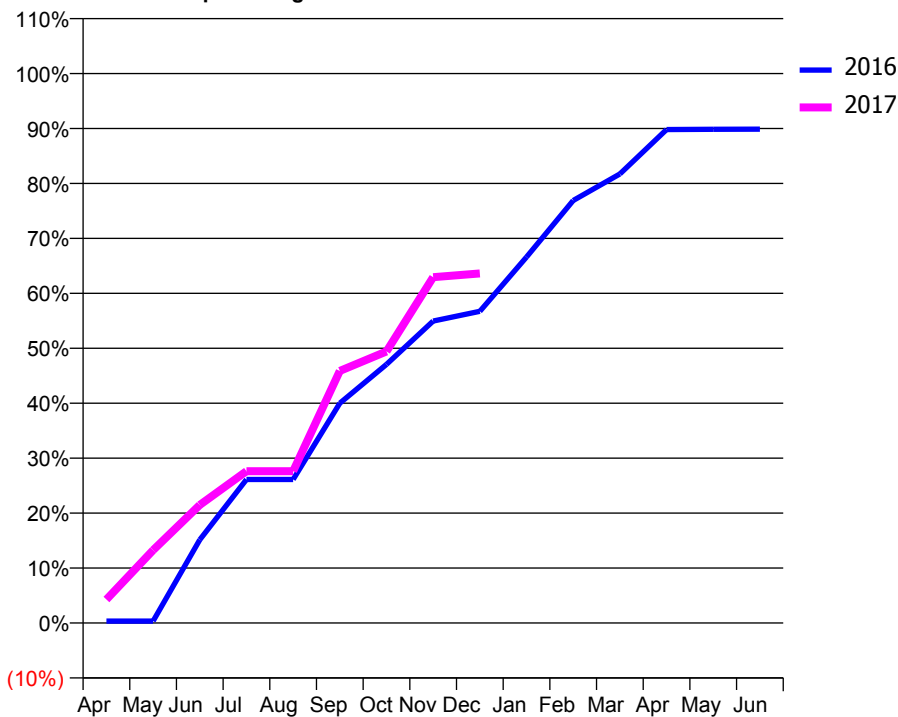
ACCESS*

Patients seen in 24 months	Total	Change since previous quarter
Quarter ending December 2015	1,918	
Quarter ending March 2016	1,912	→
Quarter ending June 2016	1,878	↓
Quarter ending September 2016	1,857	↓
Quarter ending December 2016	1,845	→
Variance since December 2015	(3.8%)	↓



ACTIVITY

Cumulative percentage of contracted UDA delivered 2016 & 2017



Month	Adjusted Scheduled Activity (UDA)	
	2016	2017
April	18	192
May	18	597
June	758	967
July	1,306	1,243
August	1,306	1,243
September	2,000	2,064
October	2,354	2,224
November	2,748	2,832
December	2,836	2,862
January	3,330	
February	3,845	
March	4,086	
April	4,490	
May	4,493	
June	4,494	

QUALITY

	Quantity	Base Number	Contract	AT	Region	England
% of FP17s for the same patient ID Re-attending within 3 months - Children	58	1,234	4.7%	9.9%	11.9%	12.4%
% of FP17s for the same patient ID Re-attending within 3 months - Adults	118	869	13.6%	15.8%	16.5%	16.6%
% of FP17s for the same patient ID Re-attending between 3 & 9 months - Children	827	1,234	67.0%	59.0%	60.2%	57.5%
% of FP17s for the same patient ID Re-attending between 3 & 9 months - Adults	556	869	64.0%	51.0%	52.0%	50.4%
% of FP17s for Band 1 Urgent Courses	22	1,833	1.2%	9.5%	9.5%	9.1%
% of FP17s Relating to Free Repair or Replacements	3	1,833	0.2%	0.6%	0.7%	0.8%
% of FP17s Relating to Continuations	5	1,833	0.3%	1.1%	1.2%	1.3%
% of Patients satisfied with the dentistry they have received	1	1	N/A	92.5%	92.9%	92.7%
% of Patients satisfied with the time they had to wait for an appointment	1	1	N/A	89.3%	88.8%	88.8%

* This is based on patients treated on this contract for their most recent course of treatment. Figures in italics indicate the base number of FP17s or Patient Questionnaire responses are less than 100. N/A is shown where the base number of responses is less than 10 during the period. % is calculated as Quantity/Base number*100

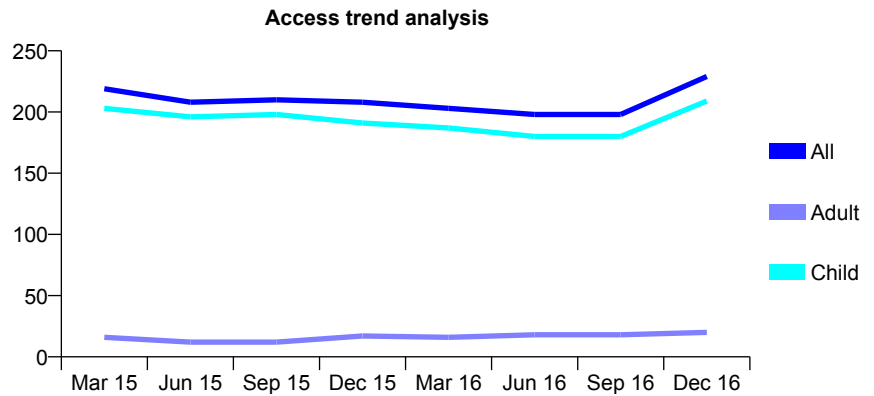
Q68 - Vital Signs At a Glance Contract Report for 833215/0001 - December 2016

Name or company name	MRS A SIMPKINS
Contract type name	GDS Contract
Purpose of contract	General
Contract start date	01/04/2006
Contract end date	

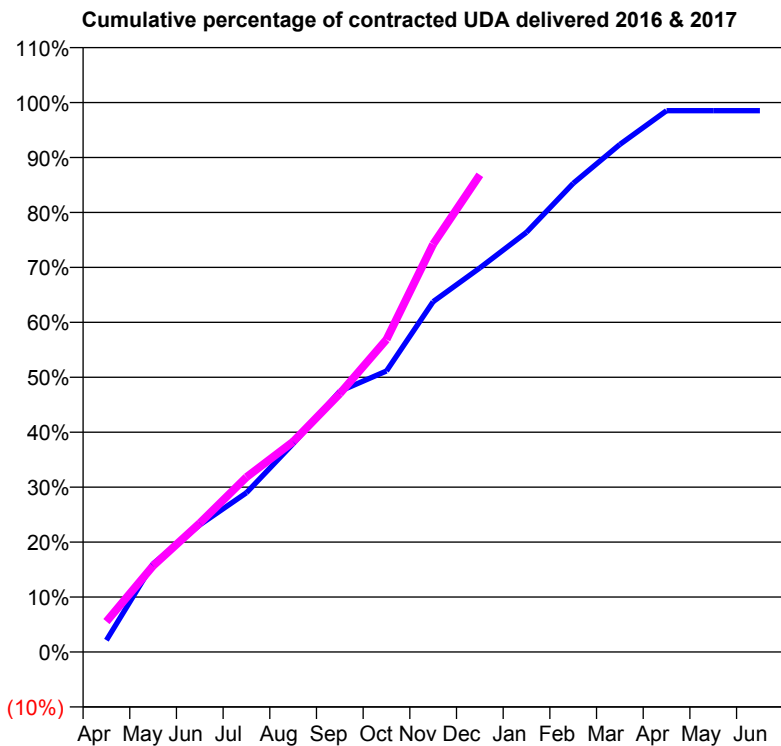
16/17 Contracted general activity (UDA)	325
Carry forward general activity (UDA)	5
16/17 Contracted orthodontic activity (UOA)	0
Carry forward orthodontic activity (UOA)	0
Baseline contract value	£9,251.34

ACCESS*

Patients seen in 24 months	Total	Change since previous quarter
Quarter ending December 2015	208	
Quarter ending March 2016	203	↓
Quarter ending June 2016	198	↓
Quarter ending September 2016	198	→
Quarter ending December 2016	229	↑
Variance since December 2015	10.1%	↑



ACTIVITY



Month	Adjusted Scheduled Activity (UDA)	
	2016	2017
April	7	18
May	52	51
June	75	76
July	94	103
August	123	124
September	154	153
October	166	185
November	207	241
December	227	282
January	248	
February	277	
March	300	
April	320	
May	320	
June	320	

QUALITY

	Quantity	Base Number	Contract	AT	Region	England
% of FP17s for the same patient ID Re-attending within 3 months - Children	6	209	2.9%	9.9%	11.9%	12.4%
% of FP17s for the same patient ID Re-attending within 3 months - Adults	0	10	0.0%	15.8%	16.5%	16.6%
% of FP17s for the same patient ID Re-attending between 3 & 9 months - Children	90	209	43.1%	59.0%	60.2%	57.5%
% of FP17s for the same patient ID Re-attending between 3 & 9 months - Adults	3	10	30.0%	51.0%	52.0%	50.4%
% of FP17s for Band 1 Urgent Courses	6	205	2.9%	9.5%	9.5%	9.1%
% of FP17s Relating to Free Repair or Replacements	0	205	0.0%	0.6%	0.7%	0.8%
% of FP17s Relating to Continuations	0	205	0.0%	1.1%	1.2%	1.3%
% of Patients satisfied with the dentistry they have received	1	1	N/A	92.5%	92.9%	92.7%
% of Patients satisfied with the time they had to wait for an appointment	1	1	N/A	89.3%	88.8%	88.8%

* This is based on patients treated on this contract for their most recent course of treatment. Figures in italics indicate the base number of FP17s or Patient Questionnaire responses are less than 100. N/A is shown where the base number of responses is less than 10 during the period. % is calculated as Quantity/Base number*100

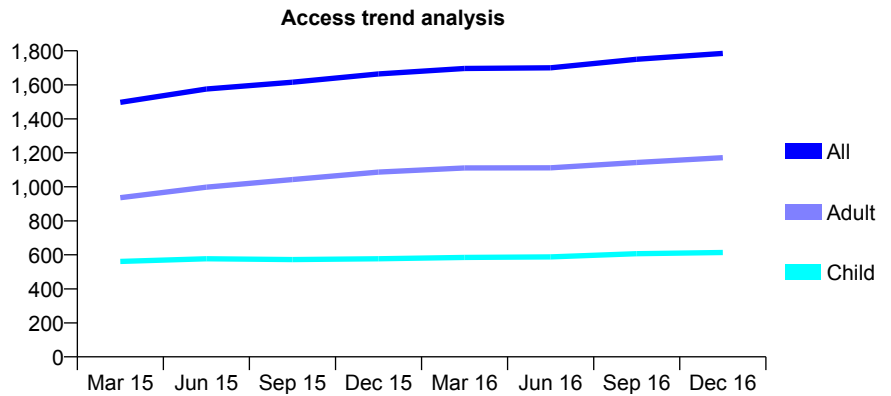
Q68 - Vital Signs At a Glance Contract Report for 833576/0001 - December 2016

Name or company name	MR CS HOUSTON
Contract type name	GDS Contract
Purpose of contract	General
Contract start date	01/04/2006
Contract end date	

16/17 Contracted general activity (UDA)	5,304
Carry forward general activity (UDA)	-77
16/17 Contracted orthodontic activity (UOA)	0
Carry forward orthodontic activity (UOA)	0
Baseline contract value	£164,856.62

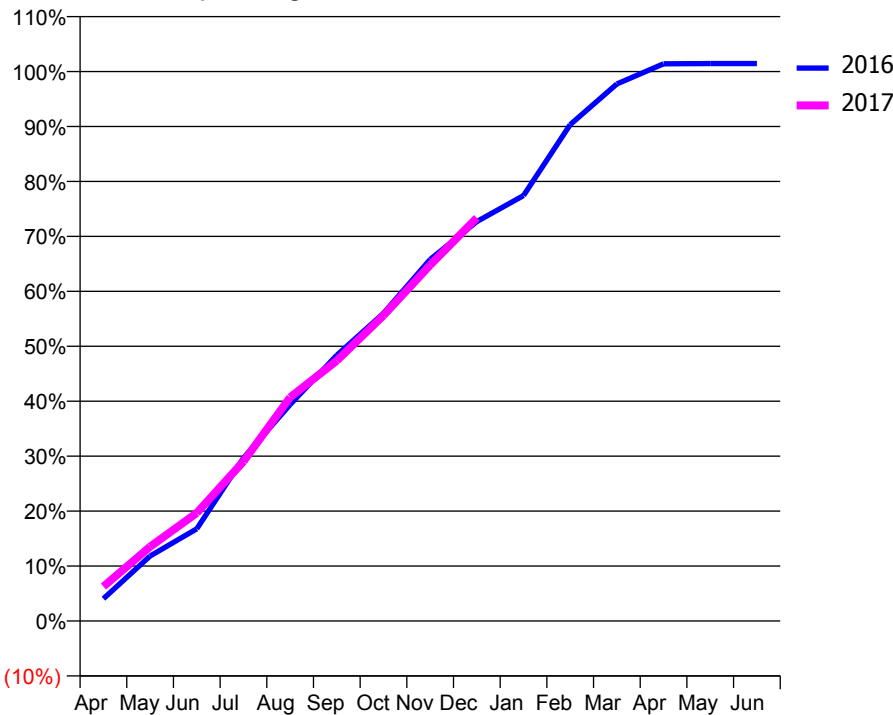
ACCESS*

Patients seen in 24 months	Total	Change since previous quarter
Quarter ending December 2015	1,664	
Quarter ending March 2016	1,696	→
Quarter ending June 2016	1,700	→
Quarter ending September 2016	1,750	↑
Quarter ending December 2016	1,785	↑
Variance since December 2015	7.3%	↑



ACTIVITY

Cumulative percentage of contracted UDA delivered 2016 & 2017



Month	Adjusted Scheduled Activity (UDA)	
	2016	2017
April	215	333
May	628	718
June	890	1,043
July	1,574	1,539
August	2,090	2,159
September	2,566	2,513
October	2,970	2,949
November	3,489	3,436
December	3,856	3,892
January	4,107	
February	4,792	
March	5,184	
April	5,378	
May	5,381	
June	5,381	

QUALITY

	Quantity	Base Number	Contract	AT	Region	England
% of FP17s for the same patient ID Re-attending within 3 months - Children	82	847	9.7%	9.9%	11.9%	12.4%
% of FP17s for the same patient ID Re-attending within 3 months - Adults	168	1,287	13.1%	15.8%	16.5%	16.6%
% of FP17s for the same patient ID Re-attending between 3 & 9 months - Children	562	847	66.4%	59.0%	60.2%	57.5%
% of FP17s for the same patient ID Re-attending between 3 & 9 months - Adults	785	1,287	61.0%	51.0%	52.0%	50.4%
% of FP17s for Band 1 Urgent Courses	206	2,016	10.2%	9.5%	9.5%	9.1%
% of FP17s Relating to Free Repair or Replacements	0	2,016	0.0%	0.6%	0.7%	0.8%
% of FP17s Relating to Continuations	8	2,016	0.4%	1.1%	1.2%	1.3%
% of Patients satisfied with the dentistry they have received	3	3	N/A	92.5%	92.9%	92.7%
% of Patients satisfied with the time they had to wait for an appointment	3	3	N/A	89.3%	88.8%	88.8%

* This is based on patients treated on this contract for their most recent course of treatment. Figures in italics indicate the base number of FP17s or Patient Questionnaire responses are less than 100. N/A is shown where the base number of responses is less than 10 during the period. % is calculated as Quantity/Base number*100

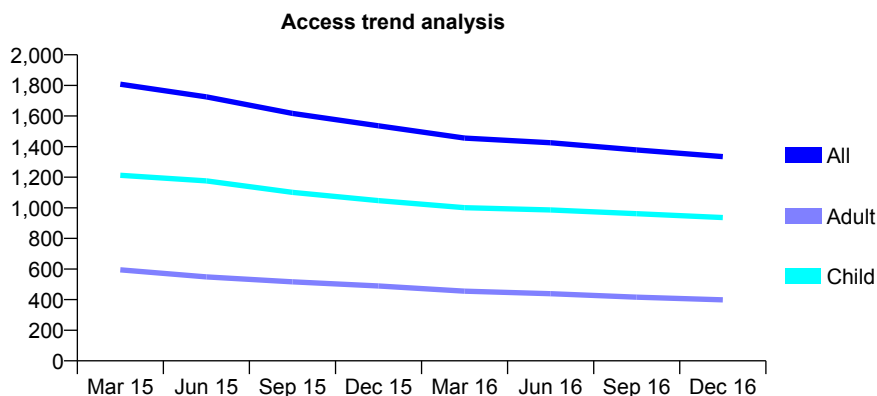
Q68 - Vital Signs At a Glance Contract Report for 834777/0001 - December 2016

Name or company name	MR C WOOD
Contract type name	GDS Contract
Purpose of contract	General
Contract start date	01/04/2006
Contract end date	

16/17 Contracted general activity (UDA)	3,000
Carry forward general activity (UDA)	0
16/17 Contracted orthodontic activity (UOA)	0
Carry forward orthodontic activity (UOA)	0
Baseline contract value	£70,569.14

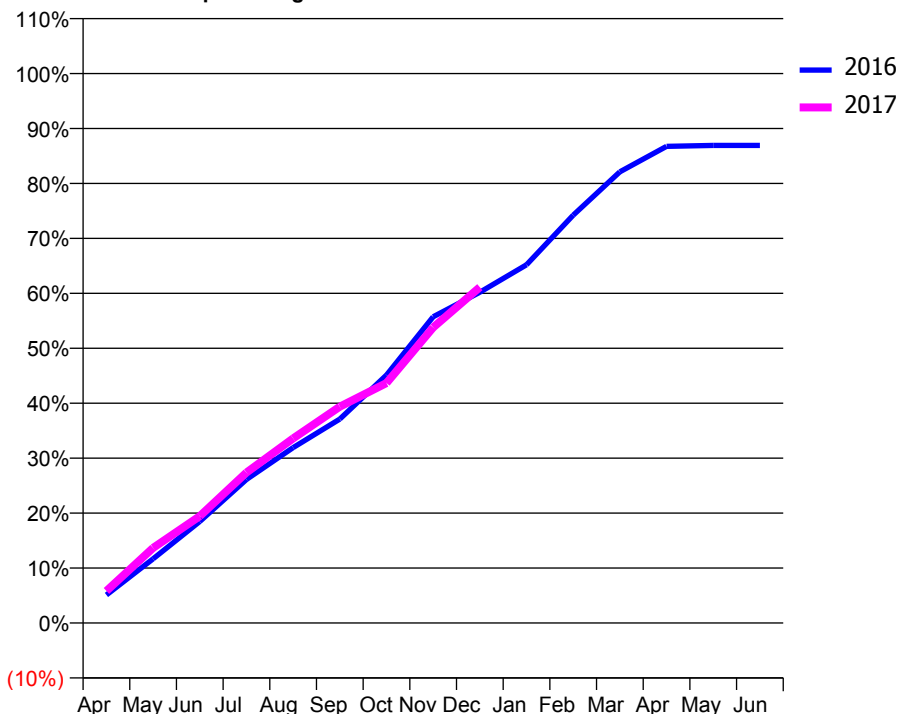
ACCESS*

Patients seen in 24 months	Total	Change since previous quarter
Quarter ending December 2015	1,536	
Quarter ending March 2016	1,456	↓
Quarter ending June 2016	1,425	↓
Quarter ending September 2016	1,378	↓
Quarter ending December 2016	1,335	↓
Variance since December 2015	(13.1%)	↓



ACTIVITY

Cumulative percentage of contracted UDA delivered 2016 & 2017



Month	Adjusted Scheduled Activity (UDA)	
	2016	2017
April	153	175
May	351	410
June	554	584
July	783	822
August	958	1,008
September	1,113	1,181
October	1,354	1,310
November	1,672	1,613
December	1,806	1,834
January	1,956	
February	2,227	
March	2,463	
April	2,602	
May	2,607	
June	2,607	

QUALITY

	Quantity	Base Number	Contract	AT	Region	England
% of FP17s for the same patient ID Re-attending within 3 months - Children	52	1,020	5.1%	9.9%	11.9%	12.4%
% of FP17s for the same patient ID Re-attending within 3 months - Adults	34	263	12.9%	15.8%	16.5%	16.6%
% of FP17s for the same patient ID Re-attending between 3 & 9 months - Children	602	1,020	59.0%	59.0%	60.2%	57.5%
% of FP17s for the same patient ID Re-attending between 3 & 9 months - Adults	136	263	51.7%	51.0%	52.0%	50.4%
% of FP17s for Band 1 Urgent Courses	29	1,198	2.4%	9.5%	9.5%	9.1%
% of FP17s Relating to Free Repair or Replacements	0	1,198	0.0%	0.6%	0.7%	0.8%
% of FP17s Relating to Continuations	18	1,198	1.5%	1.1%	1.2%	1.3%
% of Patients satisfied with the dentistry they have received	0	0	N/A	92.5%	92.9%	92.7%
% of Patients satisfied with the time they had to wait for an appointment	0	0	N/A	89.3%	88.8%	88.8%

* This is based on patients treated on this contract for their most recent course of treatment. Figures in italics indicate the base number of FP17s or Patient Questionnaire responses are less than 100. N/A is shown where the base number of responses is less than 10 during the period. % is calculated as Quantity/Base number*100

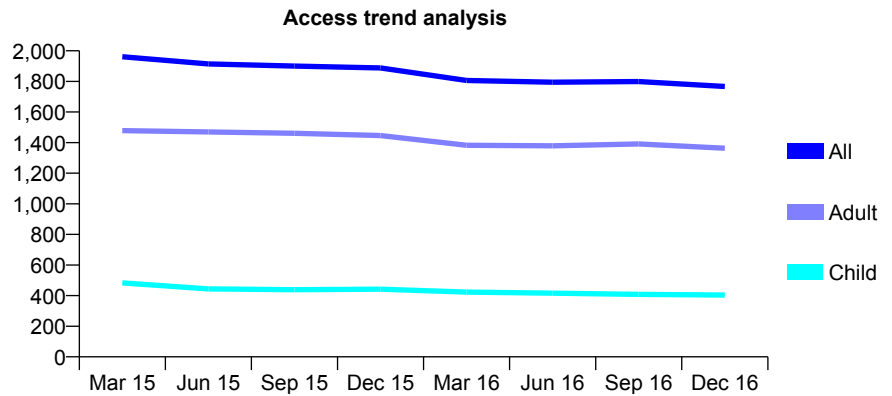
Q68 - Vital Signs At a Glance Contract Report for 835005/0001 - December 2016

Name or company name	MR R FERNANDES
Contract type name	GDS Contract
Purpose of contract	General
Contract start date	01/04/2006
Contract end date	

16/17 Contracted general activity (UDA)	7,748
Carry forward general activity (UDA)	-6
16/17 Contracted orthodontic activity (UOA)	0
Carry forward orthodontic activity (UOA)	0
Baseline contract value	£210,174.79

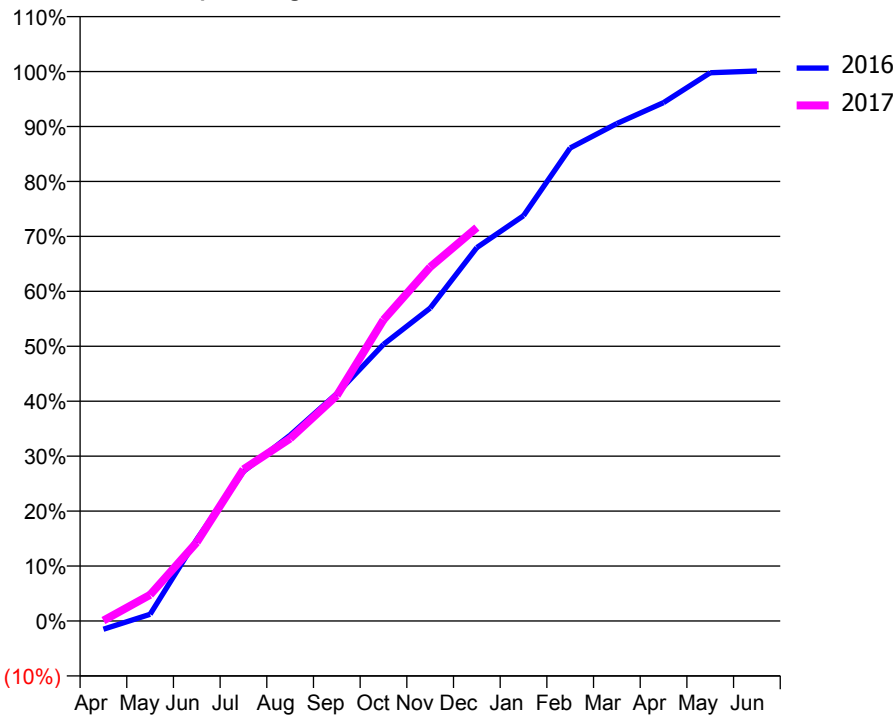
ACCESS*

Patients seen in 24 months	Total	Change since previous quarter
Quarter ending December 2015	1,888	
Quarter ending March 2016	1,806	↓
Quarter ending June 2016	1,795	→
Quarter ending September 2016	1,799	→
Quarter ending December 2016	1,767	↓
Variance since December 2015	(6.4%)	↓



ACTIVITY

Cumulative percentage of contracted UDA delivered 2016 & 2017



Month	Adjusted Scheduled Activity (UDA)	
	2016	2017
April	-117	6
May	95	370
June	1,152	1,110
July	2,108	2,139
August	2,621	2,573
September	3,206	3,178
October	3,900	4,247
November	4,411	4,992
December	5,265	5,548
January	5,715	
February	6,671	
March	7,013	
April	7,308	
May	7,731	
June	7,754	

QUALITY

	Quantity	Base Number	Contract	AT	Region	England
% of FP17s for the same patient ID Re-attending within 3 months - Children	19	303	6.3%	9.9%	11.9%	12.4%
% of FP17s for the same patient ID Re-attending within 3 months - Adults	304	1,401	21.7%	15.8%	16.5%	16.6%
% of FP17s for the same patient ID Re-attending between 3 & 9 months - Children	103	303	34.0%	59.0%	60.2%	57.5%
% of FP17s for the same patient ID Re-attending between 3 & 9 months - Adults	593	1,401	42.3%	51.0%	52.0%	50.4%
% of FP17s for Band 1 Urgent Courses	166	1,477	11.2%	9.5%	9.5%	9.1%
% of FP17s Relating to Free Repair or Replacements	12	1,477	0.8%	0.6%	0.7%	0.8%
% of FP17s Relating to Continuations	22	1,477	1.5%	1.1%	1.2%	1.3%
% of Patients satisfied with the dentistry they have received	6	6	N/A	92.5%	92.9%	92.7%
% of Patients satisfied with the time they had to wait for an appointment	6	6	N/A	89.3%	88.8%	88.8%

* This is based on patients treated on this contract for their most recent course of treatment. Figures in italics indicate the base number of FP17s or Patient Questionnaire responses are less than 100. N/A is shown where the base number of responses is less than 10 during the period. % is calculated as Quantity/Base number*100

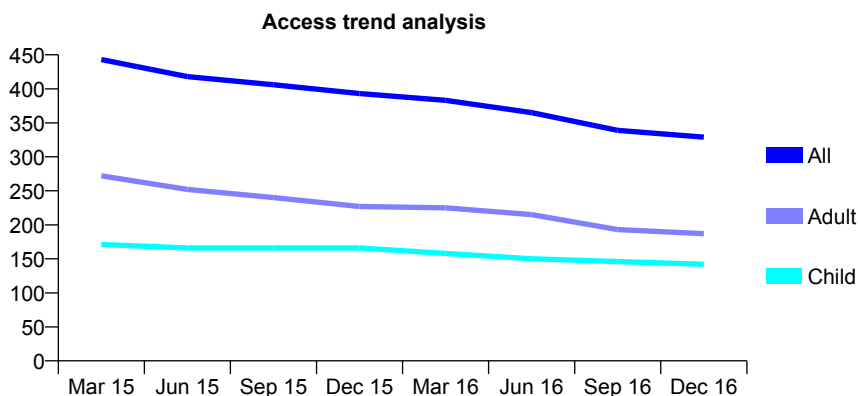
Q68 - Vital Signs At a Glance Contract Report for 836206/0001 - December 2016

Name or company name	MISS DA BRUMMITT
Contract type name	GDS Contract
Purpose of contract	General
Contract start date	01/04/2006
Contract end date	

16/17 Contracted general activity (UDA)	1,801
Carry forward general activity (UDA)	32
16/17 Contracted orthodontic activity (UOA)	0
Carry forward orthodontic activity (UOA)	0
Baseline contract value	£42,518.24

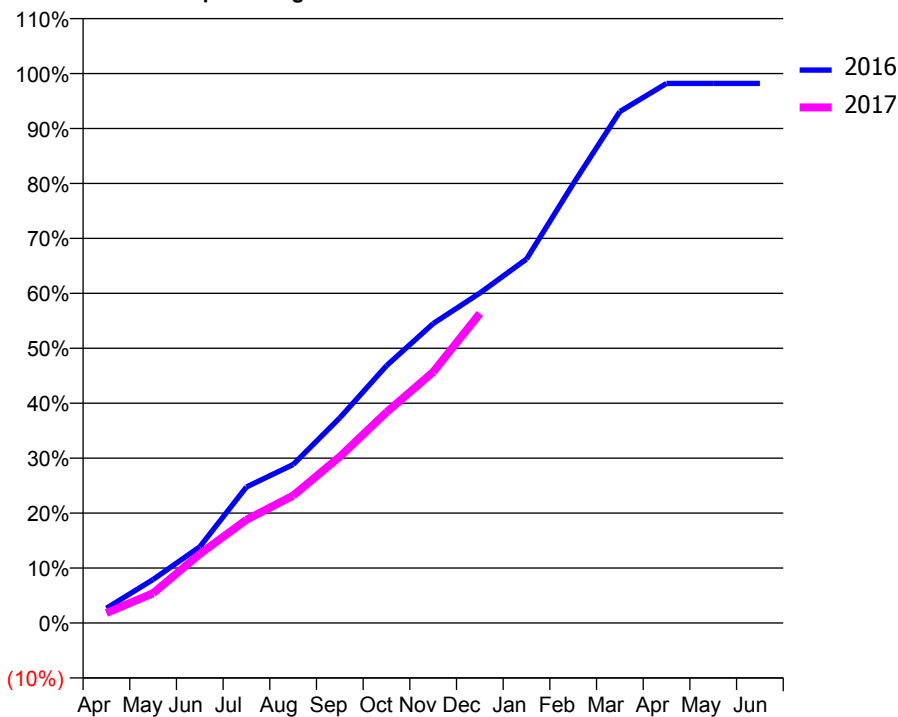
ACCESS*

Patients seen in 24 months	Total	Change since previous quarter
Quarter ending December 2015	393	
Quarter ending March 2016	383	↓
Quarter ending June 2016	365	↓
Quarter ending September 2016	339	↓
Quarter ending December 2016	329	↓
Variance since December 2015	(16.3%)	↓



ACTIVITY

Cumulative percentage of contracted UDA delivered 2016 & 2017



Month	Adjusted Scheduled Activity (UDA)	
	2016	2017
April	48	33
May	143	98
June	250	226
July	446	339
August	519	418
September	672	545
October	843	691
November	981	823
December	1,081	1,014
January	1,193	
February	1,440	
March	1,676	
April	1,769	
May	1,769	
June	1,769	

QUALITY

	Quantity	Base Number	Contract	AT	Region	England
% of FP17s for the same patient ID Re-attending within 3 months - Children	38	222	17.1%	9.9%	11.9%	12.4%
% of FP17s for the same patient ID Re-attending within 3 months - Adults	32	201	15.9%	15.8%	16.5%	16.6%
% of FP17s for the same patient ID Re-attending between 3 & 9 months - Children	145	222	65.3%	59.0%	60.2%	57.5%
% of FP17s for the same patient ID Re-attending between 3 & 9 months - Adults	120	201	59.7%	51.0%	52.0%	50.4%
% of FP17s for Band 1 Urgent Courses	17	396	4.3%	9.5%	9.5%	9.1%
% of FP17s Relating to Free Repair or Replacements	0	396	0.0%	0.6%	0.7%	0.8%
% of FP17s Relating to Continuations	0	396	0.0%	1.1%	1.2%	1.3%
% of Patients satisfied with the dentistry they have received	0	0	N/A	92.5%	92.9%	92.7%
% of Patients satisfied with the time they had to wait for an appointment	0	0	N/A	89.3%	88.8%	88.8%

* This is based on patients treated on this contract for their most recent course of treatment. Figures in italics indicate the base number of FP17s or Patient Questionnaire responses are less than 100. N/A is shown where the base number of responses is less than 10 during the period. % is calculated as Quantity/Base number*100

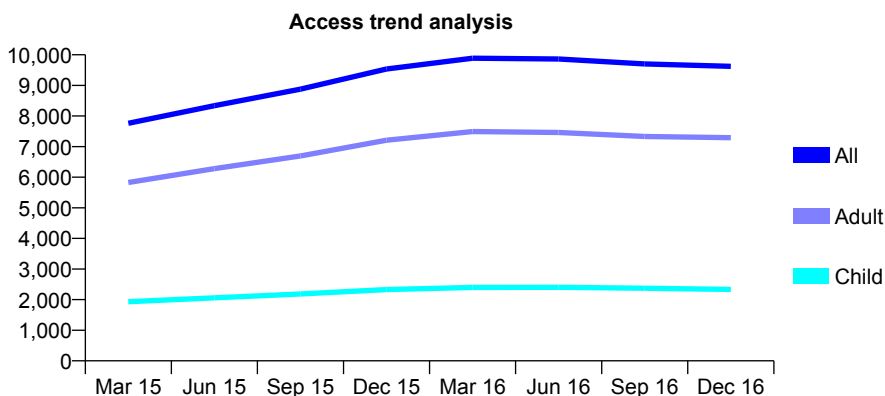
Q68 - Vital Signs At a Glance Contract Report for 840130/0002 - December 2016

Name or company name	MR RW GORROD
Contract type name	GDS Contract
Purpose of contract	General
Contract start date	01/04/2014
Contract end date	

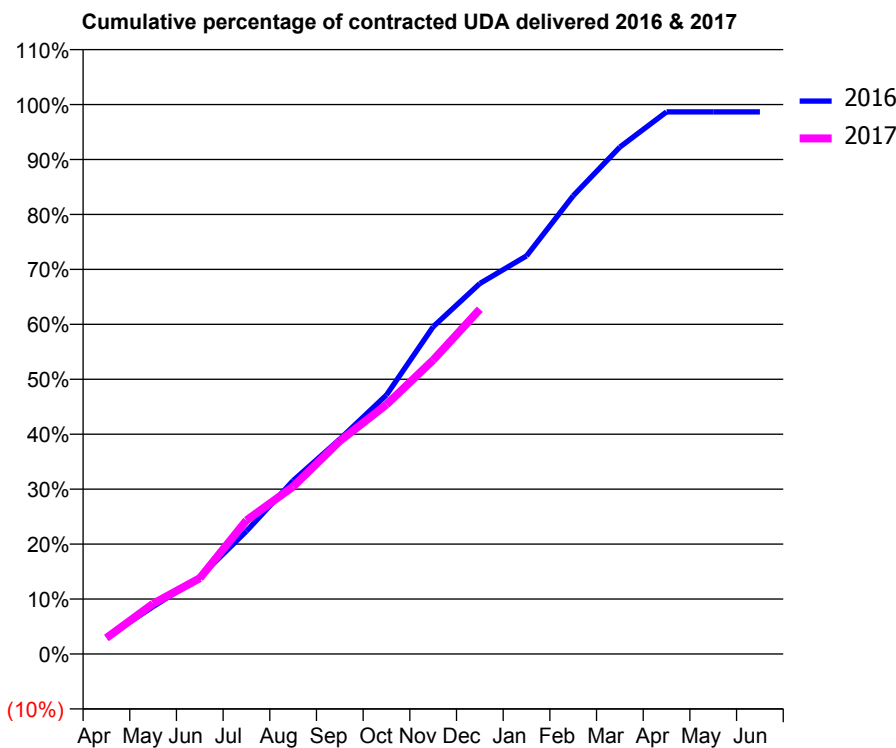
16/17 Contracted general activity (UDA)	27,200
Carry forward general activity (UDA)	364
16/17 Contracted orthodontic activity (UOA)	0
Carry forward orthodontic activity (UOA)	0
Baseline contract value	£667,687.89

ACCESS*

Patients seen in 24 months	Total	Change since previous quarter
Quarter ending December 2015	9,534	
Quarter ending March 2016	9,891	↑
Quarter ending June 2016	9,861	→
Quarter ending September 2016	9,703	↓
Quarter ending December 2016	9,625	→
Variance since December 2015	1.0%	→



ACTIVITY



Month	Adjusted Scheduled Activity (UDA)	
	2016	2017
April	813	796
May	2,344	2,492
June	3,811	3,751
July	6,081	6,619
August	8,585	8,285
September	10,635	10,543
October	12,820	12,346
November	16,203	14,549
December	18,341	17,069
January	19,708	
February	22,683	
March	25,091	
April	26,835	
May	26,836	
June	26,836	

QUALITY

	Quantity	Base Number	Contract	AT	Region	England
% of FP17s for the same patient ID Re-attending within 3 months - Children	109	2,410	4.5%	9.9%	11.9%	12.4%
% of FP17s for the same patient ID Re-attending within 3 months - Adults	873	7,073	12.3%	15.8%	16.5%	16.6%
% of FP17s for the same patient ID Re-attending between 3 & 9 months - Children	1,315	2,410	54.6%	59.0%	60.2%	57.5%
% of FP17s for the same patient ID Re-attending between 3 & 9 months - Adults	3,481	7,073	49.2%	51.0%	52.0%	50.4%
% of FP17s for Band 1 Urgent Courses	398	8,706	4.6%	9.5%	9.5%	9.1%
% of FP17s Relating to Free Repair or Replacements	24	8,706	0.3%	0.6%	0.7%	0.8%
% of FP17s Relating to Continuations	218	8,706	2.5%	1.1%	1.2%	1.3%
% of Patients satisfied with the dentistry they have received	7	7	N/A	92.5%	92.9%	92.7%
% of Patients satisfied with the time they had to wait for an appointment	7	7	N/A	89.3%	88.8%	88.8%

* This is based on patients treated on this contract for their most recent course of treatment. Figures in italics indicate the base number of FP17s or Patient Questionnaire responses are less than 100. N/A is shown where the base number of responses is less than 10 during the period. % is calculated as Quantity/Base number*100

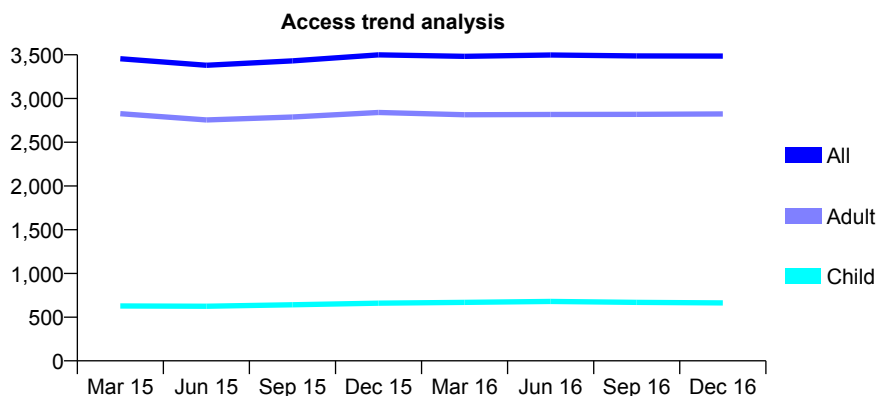
Q68 - Vital Signs At a Glance Contract Report for 842796/0001 - December 2016

Name or company name	MR T GHASEMI
Contract type name	GDS Contract
Purpose of contract	General
Contract start date	01/04/2006
Contract end date	

16/17 Contracted general activity (UDA)	10,559
Carry forward general activity (UDA)	305
16/17 Contracted orthodontic activity (UOA)	0
Carry forward orthodontic activity (UOA)	0
Baseline contract value	£342,253.81

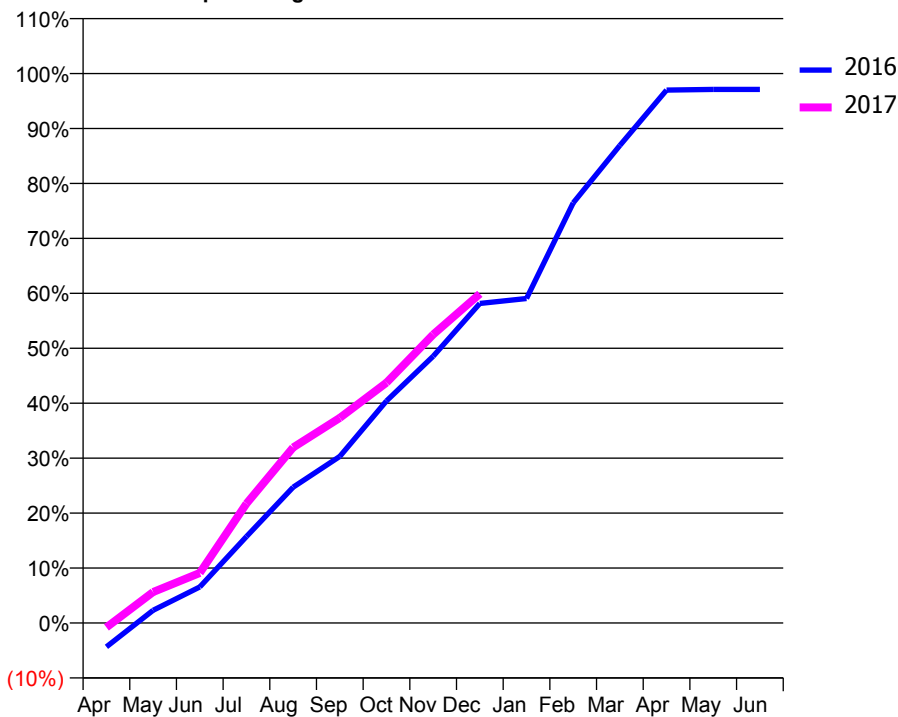
ACCESS*

Patients seen in 24 months	Total	Change since previous quarter
Quarter ending December 2015	3,499	
Quarter ending March 2016	3,483	→
Quarter ending June 2016	3,497	→
Quarter ending September 2016	3,487	→
Quarter ending December 2016	3,486	→
Variance since December 2015	(0.4%)	→



ACTIVITY

Cumulative percentage of contracted UDA delivered 2016 & 2017



Month	Adjusted Scheduled Activity (UDA)	
	2016	2017
April	-460	-86
May	245	596
June	694	961
July	1,661	2,296
August	2,609	3,373
September	3,202	3,943
October	4,267	4,619
November	5,125	5,543
December	6,141	6,324
January	6,236	
February	8,072	
March	9,176	
April	10,240	
May	10,254	
June	10,254	

QUALITY

	Quantity	Base Number	Contract	AT	Region	England
% of FP17s for the same patient ID Re-attending within 3 months - Children	33	514	6.4%	9.9%	11.9%	12.4%
% of FP17s for the same patient ID Re-attending within 3 months - Adults	237	2,287	10.4%	15.8%	16.5%	16.6%
% of FP17s for the same patient ID Re-attending between 3 & 9 months - Children	191	514	37.2%	59.0%	60.2%	57.5%
% of FP17s for the same patient ID Re-attending between 3 & 9 months - Adults	904	2,287	39.5%	51.0%	52.0%	50.4%
% of FP17s for Band 1 Urgent Courses	152	2,591	5.9%	9.5%	9.5%	9.1%
% of FP17s Relating to Free Repair or Replacements	21	2,591	0.8%	0.6%	0.7%	0.8%
% of FP17s Relating to Continuations	47	2,591	1.8%	1.1%	1.2%	1.3%
% of Patients satisfied with the dentistry they have received	4	6	N/A	92.5%	92.9%	92.7%
% of Patients satisfied with the time they had to wait for an appointment	4	6	N/A	89.3%	88.8%	88.8%

* This is based on patients treated on this contract for their most recent course of treatment. Figures in italics indicate the base number of FP17s or Patient Questionnaire responses are less than 100. N/A is shown where the base number of responses is less than 10 during the period. % is calculated as Quantity/Base number*100

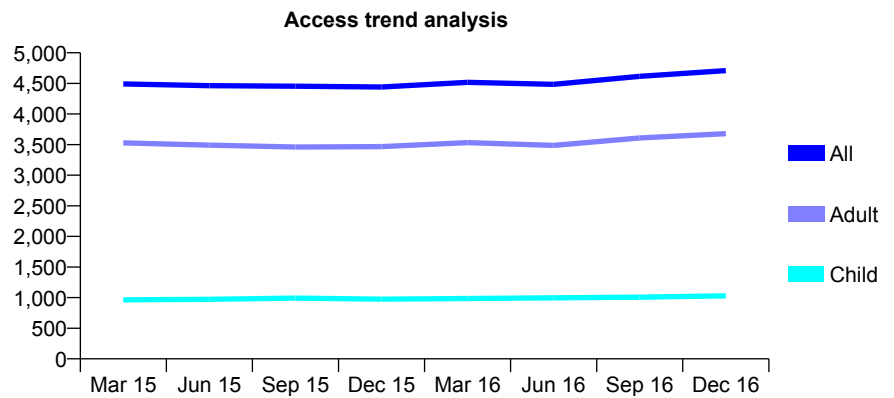
Q68 - Vital Signs At a Glance Contract Report for 842885/0001 - December 2016

Name or company name	MR S GHADIMI
Contract type name	GDS Contract
Purpose of contract	General
Contract start date	08/05/2006
Contract end date	

16/17 Contracted general activity (UDA)	9,574
Carry forward general activity (UDA)	-191
16/17 Contracted orthodontic activity (UOA)	0
Carry forward orthodontic activity (UOA)	0
Baseline contract value	£248,661.58

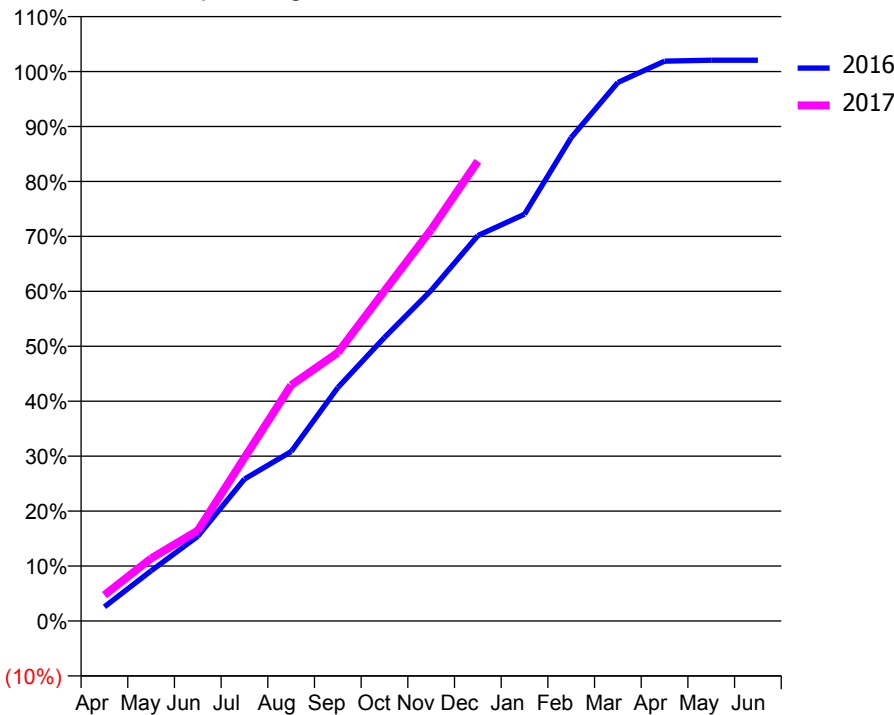
ACCESS*

Patients seen in 24 months	Total	Change since previous quarter
Quarter ending December 2015	4,441	
Quarter ending March 2016	4,517	→
Quarter ending June 2016	4,484	→
Quarter ending September 2016	4,615	↑
Quarter ending December 2016	4,709	↑
Variance since December 2015	6.0%	↑



ACTIVITY

Cumulative percentage of contracted UDA delivered 2016 & 2017



Month	Adjusted Scheduled Activity (UDA)	
	2016	2017
April	248	451
May	876	1,091
June	1,477	1,576
July	2,474	2,846
August	2,953	4,108
September	4,068	4,675
October	4,939	5,751
November	5,760	6,819
December	6,716	8,011
January	7,088	
February	8,422	
March	9,382	
April	9,754	
May	9,772	
June	9,772	

QUALITY

	Quantity	Base Number	Contract	AT	Region	England
% of FP17s for the same patient ID Re-attending within 3 months - Children	57	1,036	5.5%	9.9%	11.9%	12.4%
% of FP17s for the same patient ID Re-attending within 3 months - Adults	393	3,545	11.1%	15.8%	16.5%	16.6%
% of FP17s for the same patient ID Re-attending between 3 & 9 months - Children	495	1,036	47.8%	59.0%	60.2%	57.5%
% of FP17s for the same patient ID Re-attending between 3 & 9 months - Adults	1,696	3,545	47.8%	51.0%	52.0%	50.4%
% of FP17s for Band 1 Urgent Courses	327	4,349	7.5%	9.5%	9.5%	9.1%
% of FP17s Relating to Free Repair or Replacements	3	4,349	0.1%	0.6%	0.7%	0.8%
% of FP17s Relating to Continuations	13	4,349	0.3%	1.1%	1.2%	1.3%
% of Patients satisfied with the dentistry they have received	2	2	N/A	92.5%	92.9%	92.7%
% of Patients satisfied with the time they had to wait for an appointment	2	2	N/A	89.3%	88.8%	88.8%

* This is based on patients treated on this contract for their most recent course of treatment. Figures in italics indicate the base number of FP17s or Patient Questionnaire responses are less than 100. N/A is shown where the base number of responses is less than 10 during the period. % is calculated as Quantity/Base number*100

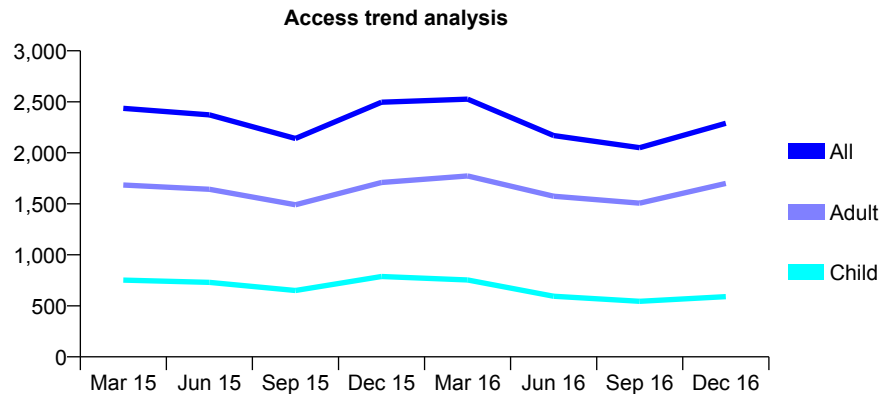
Q68 - Vital Signs At a Glance Contract Report for 842974/0001 - December 2016

Name or company name	MRS ME LARSSON ANDREASSON
Contract type name	GDS Contract
Purpose of contract	General
Contract start date	01/04/2006
Contract end date	

16/17 Contracted general activity (UDA)	6,847
Carry forward general activity (UDA)	0
16/17 Contracted orthodontic activity (UOA)	0
Carry forward orthodontic activity (UOA)	0
Baseline contract value	£185,094.81

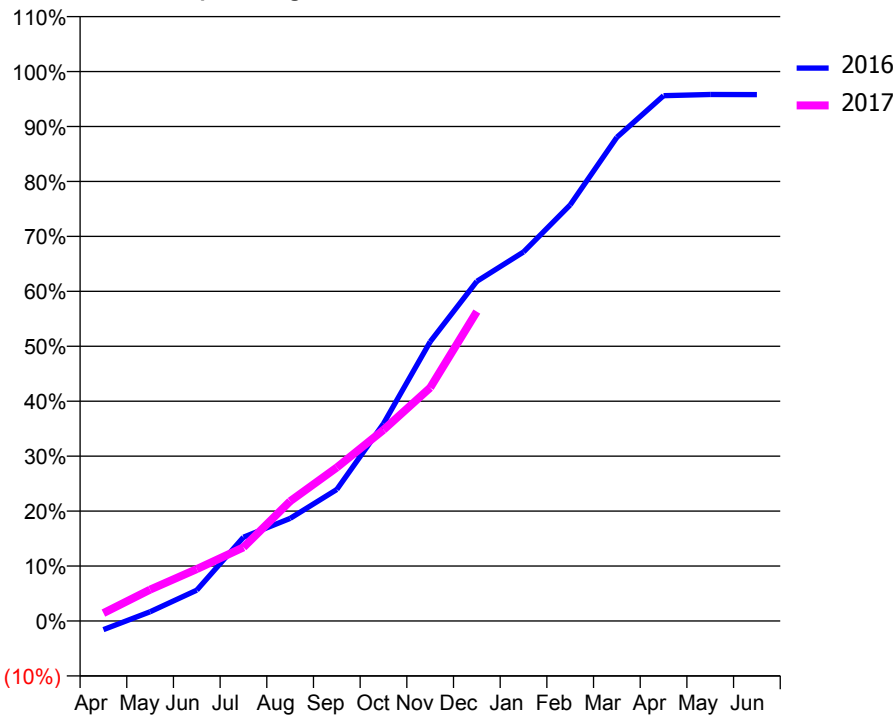
ACCESS*

Patients seen in 24 months	Total	Change since previous quarter
Quarter ending December 2015	2,496	
Quarter ending March 2016	2,526	→
Quarter ending June 2016	2,169	↓
Quarter ending September 2016	2,050	↓
Quarter ending December 2016	2,290	↑
Variance since December 2015	(8.3%)	↓



ACTIVITY

Cumulative percentage of contracted UDA delivered 2016 & 2017



Month	Adjusted Scheduled Activity (UDA)	
	2016	2017
April	-108	99
May	115	392
June	385	648
July	1,045	918
August	1,279	1,493
September	1,639	1,913
October	2,459	2,383
November	3,480	2,906
December	4,233	3,855
January	4,598	
February	5,184	
March	6,027	
April	6,546	
May	6,561	
June	6,560	

QUALITY

	Quantity	Base Number	Contract	AT	Region	England
% of FP17s for the same patient ID Re-attending within 3 months - Children	28	549	5.1%	9.9%	11.9%	12.4%
% of FP17s for the same patient ID Re-attending within 3 months - Adults	168	1,463	11.5%	15.8%	16.5%	16.6%
% of FP17s for the same patient ID Re-attending between 3 & 9 months - Children	244	549	44.4%	59.0%	60.2%	57.5%
% of FP17s for the same patient ID Re-attending between 3 & 9 months - Adults	503	1,463	34.4%	51.0%	52.0%	50.4%
% of FP17s for Band 1 Urgent Courses	126	1,812	7.0%	9.5%	9.5%	9.1%
% of FP17s Relating to Free Repair or Replacements	0	1,812	0.0%	0.6%	0.7%	0.8%
% of FP17s Relating to Continuations	9	1,812	0.5%	1.1%	1.2%	1.3%
% of Patients satisfied with the dentistry they have received	2	2	N/A	92.5%	92.9%	92.7%
% of Patients satisfied with the time they had to wait for an appointment	2	2	N/A	89.3%	88.8%	88.8%

* This is based on patients treated on this contract for their most recent course of treatment. Figures in italics indicate the base number of FP17s or Patient Questionnaire responses are less than 100. N/A is shown where the base number of responses is less than 10 during the period. % is calculated as Quantity/Base number*100

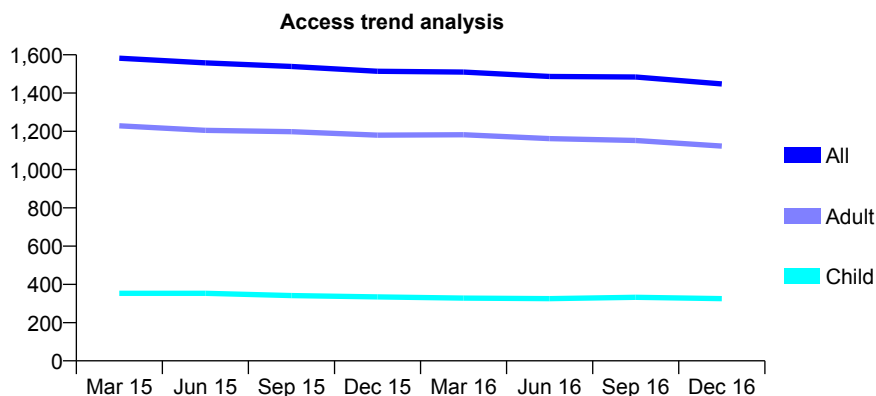
Q68 - Vital Signs At a Glance Contract Report for 843024/0001 - December 2016

Name or company name	Guildford Dental Surgery Partnership
Contract type name	GDS Contract
Purpose of contract	General
Contract start date	01/04/2006
Contract end date	

16/17 Contracted general activity (UDA)	5,491
Carry forward general activity (UDA)	60
16/17 Contracted orthodontic activity (UOA)	0
Carry forward orthodontic activity (UOA)	0
Baseline contract value	£124,141.14

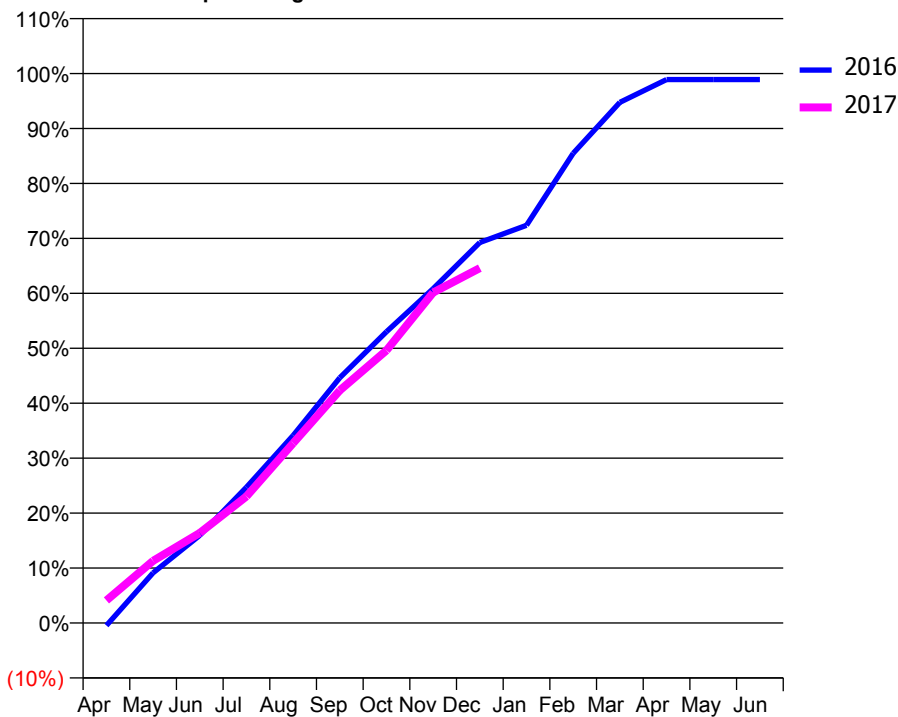
ACCESS*

Patients seen in 24 months	Total	Change since previous quarter
Quarter ending December 2015	1,514	
Quarter ending March 2016	1,510	→
Quarter ending June 2016	1,487	↓
Quarter ending September 2016	1,484	→
Quarter ending December 2016	1,448	↓
Variance since December 2015	(4.4%)	↓



ACTIVITY

Cumulative percentage of contracted UDA delivered 2016 & 2017



Month	Adjusted Scheduled Activity (UDA)	
	2016	2017
April	-26	226
May	502	622
June	876	900
July	1,358	1,266
August	1,875	1,797
September	2,452	2,324
October	2,910	2,725
November	3,341	3,302
December	3,802	3,546
January	3,975	
February	4,694	
March	5,203	
April	5,431	
May	5,431	
June	5,431	

QUALITY

	Quantity	Base Number	Contract	AT	Region	England
% of FP17s for the same patient ID Re-attending within 3 months - Children	37	368	10.1%	9.9%	11.9%	12.4%
% of FP17s for the same patient ID Re-attending within 3 months - Adults	274	1,355	20.2%	15.8%	16.5%	16.6%
% of FP17s for the same patient ID Re-attending between 3 & 9 months - Children	243	368	66.0%	59.0%	60.2%	57.5%
% of FP17s for the same patient ID Re-attending between 3 & 9 months - Adults	826	1,355	61.0%	51.0%	52.0%	50.4%
% of FP17s for Band 1 Urgent Courses	37	1,621	2.3%	9.5%	9.5%	9.1%
% of FP17s Relating to Free Repair or Replacements	15	1,621	0.9%	0.6%	0.7%	0.8%
% of FP17s Relating to Continuations	0	1,621	0.0%	1.1%	1.2%	1.3%
% of Patients satisfied with the dentistry they have received	0	0	N/A	92.5%	92.9%	92.7%
% of Patients satisfied with the time they had to wait for an appointment	0	0	N/A	89.3%	88.8%	88.8%

* This is based on patients treated on this contract for their most recent course of treatment. Figures in italics indicate the base number of FP17s or Patient Questionnaire responses are less than 100. N/A is shown where the base number of responses is less than 10 during the period. % is calculated as Quantity/Base number*100

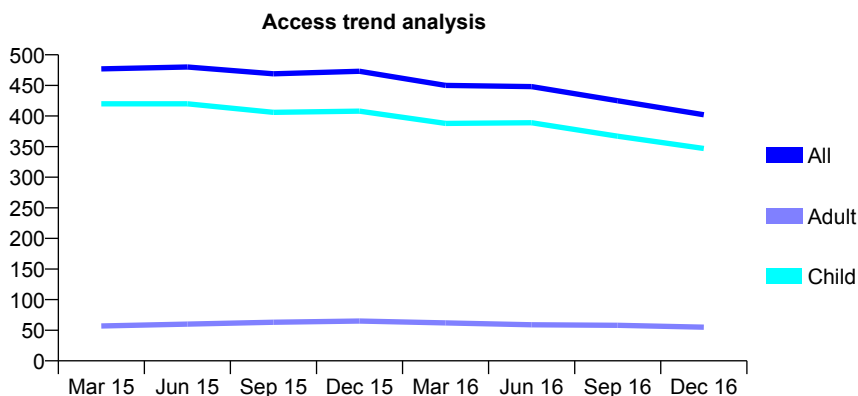
Q68 - Vital Signs At a Glance Contract Report for 843695/0001 - December 2016

Name or company name	MR A HOMMASI
Contract type name	GDS Contract
Purpose of contract	General
Contract start date	01/04/2006
Contract end date	

16/17 Contracted general activity (UDA)	700
Carry forward general activity (UDA)	0
16/17 Contracted orthodontic activity (UOA)	0
Carry forward orthodontic activity (UOA)	0
Baseline contract value	£20,714.42

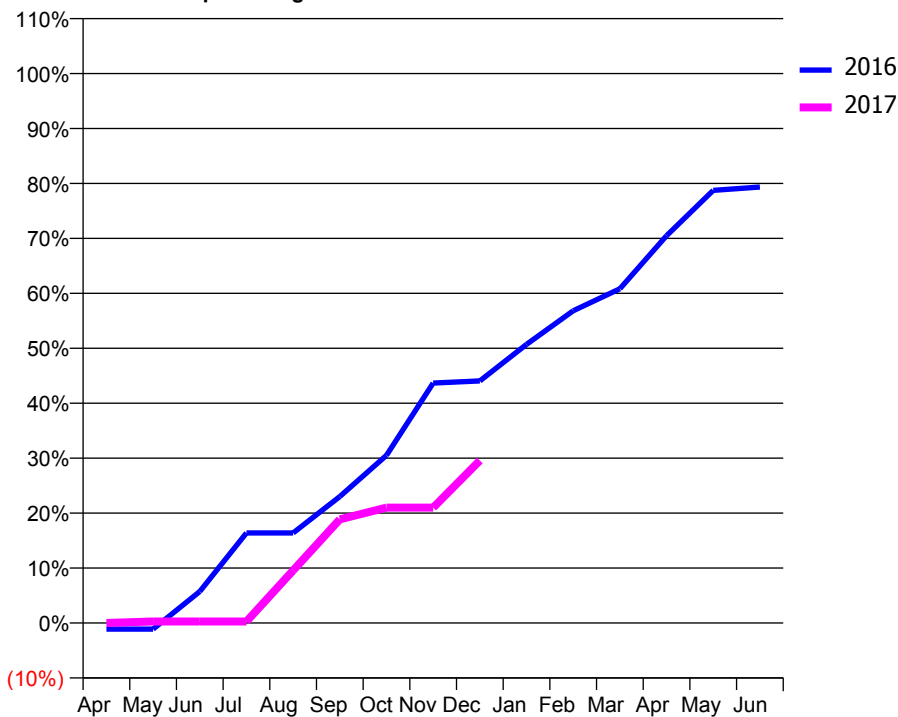
ACCESS*

Patients seen in 24 months	Total	Change since previous quarter
Quarter ending December 2015	473	
Quarter ending March 2016	450	↓
Quarter ending June 2016	448	→
Quarter ending September 2016	425	↓
Quarter ending December 2016	402	↓
Variance since December 2015	(15.0%)	↓



ACTIVITY

Cumulative percentage of contracted UDA delivered 2016 & 2017



Adjusted Scheduled Activity (UDA)

Month	2016	2017
April	-9	0
May	-9	2
June	46	2
July	131	2
August	131	67
September	184	132
October	244	147
November	349	147
December	352	207
January	406	
February	455	
March	487	
April	564	
May	630	
June	635	

QUALITY

	Quantity	Base Number	Contract	AT	Region	England
% of FP17s for the same patient ID Re-attending within 3 months - Children	5	235	2.1%	9.9%	11.9%	12.4%
% of FP17s for the same patient ID Re-attending within 3 months - Adults	0	16	0.0%	15.8%	16.5%	16.6%
% of FP17s for the same patient ID Re-attending between 3 & 9 months - Children	127	235	54.0%	59.0%	60.2%	57.5%
% of FP17s for the same patient ID Re-attending between 3 & 9 months - Adults	10	16	62.5%	51.0%	52.0%	50.4%
% of FP17s for Band 1 Urgent Courses	0	133	0.0%	9.5%	9.5%	9.1%
% of FP17s Relating to Free Repair or Replacements	0	133	0.0%	0.6%	0.7%	0.8%
% of FP17s Relating to Continuations	0	133	0.0%	1.1%	1.2%	1.3%
% of Patients satisfied with the dentistry they have received	1	1	N/A	92.5%	92.9%	92.7%
% of Patients satisfied with the time they had to wait for an appointment	1	1	N/A	89.3%	88.8%	88.8%

* This is based on patients treated on this contract for their most recent course of treatment. Figures in italics indicate the base number of FP17s or Patient Questionnaire responses are less than 100. N/A is shown where the base number of responses is less than 10 during the period. % is calculated as Quantity/Base number*100

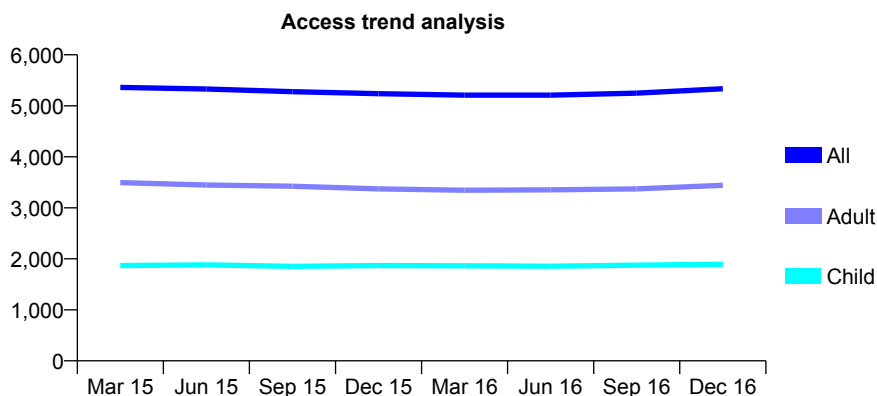
Q68 - Vital Signs At a Glance Contract Report for 847364/0001 - December 2016

Name or company name	MRS A GOR
Contract type name	GDS Contract
Purpose of contract	General
Contract start date	01/12/2006
Contract end date	

16/17 Contracted general activity (UDA)	14,000
Carry forward general activity (UDA)	-40
16/17 Contracted orthodontic activity (UOA)	0
Carry forward orthodontic activity (UOA)	0
Baseline contract value	£371,275.89

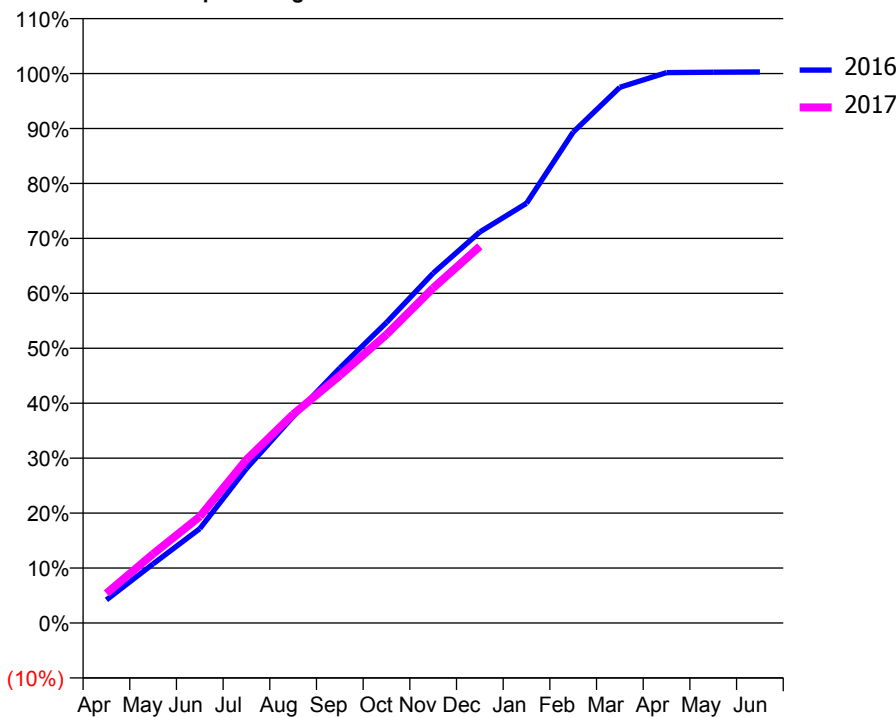
ACCESS*

Patients seen in 24 months	Total	Change since previous quarter
Quarter ending December 2015	5,237	
Quarter ending March 2016	5,208	→
Quarter ending June 2016	5,209	→
Quarter ending September 2016	5,249	→
Quarter ending December 2016	5,335	→
Variance since December 2015	1.9%	→



ACTIVITY

Cumulative percentage of contracted UDA delivered 2016 & 2017



Month	Adjusted Scheduled Activity (UDA)	
	2016	2017
April	589	755
May	1,508	1,762
June	2,403	2,714
July	3,937	4,165
August	5,260	5,320
September	6,498	6,304
October	7,654	7,351
November	8,912	8,536
December	9,964	9,595
January	10,694	
February	12,508	
March	13,650	
April	14,024	
May	14,033	
June	14,040	

QUALITY

	Quantity	Base Number	Contract	AT	Region	England
% of FP17s for the same patient ID Re-attending within 3 months - Children	108	2,125	5.1%	9.9%	11.9%	12.4%
% of FP17s for the same patient ID Re-attending within 3 months - Adults	481	3,735	12.9%	15.8%	16.5%	16.6%
% of FP17s for the same patient ID Re-attending between 3 & 9 months - Children	1,464	2,125	68.9%	59.0%	60.2%	57.5%
% of FP17s for the same patient ID Re-attending between 3 & 9 months - Adults	2,178	3,735	58.3%	51.0%	52.0%	50.4%
% of FP17s for Band 1 Urgent Courses	302	5,582	5.4%	9.5%	9.5%	9.1%
% of FP17s Relating to Free Repair or Replacements	20	5,582	0.4%	0.6%	0.7%	0.8%
% of FP17s Relating to Continuations	56	5,582	1.0%	1.1%	1.2%	1.3%
% of Patients satisfied with the dentistry they have received	2	3	N/A	92.5%	92.9%	92.7%
% of Patients satisfied with the time they had to wait for an appointment	2	3	N/A	89.3%	88.8%	88.8%

* This is based on patients treated on this contract for their most recent course of treatment. Figures in italics indicate the base number of FP17s or Patient Questionnaire responses are less than 100. N/A is shown where the base number of responses is less than 10 during the period. % is calculated as Quantity/Base number*100

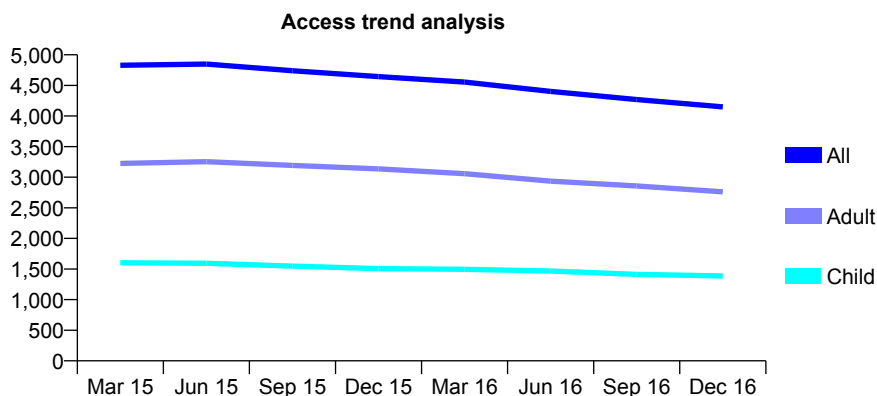
Q68 - Vital Signs At a Glance Contract Report for 847402/0002 - December 2016

Name or company name	MR MN MAKRAZAKIS
Contract type name	GDS Contract
Purpose of contract	General
Contract start date	01/04/2006
Contract end date	

16/17 Contracted general activity (UDA)	13,893
Carry forward general activity (UDA)	268
16/17 Contracted orthodontic activity (UOA)	0
Carry forward orthodontic activity (UOA)	0
Baseline contract value	£349,972.70

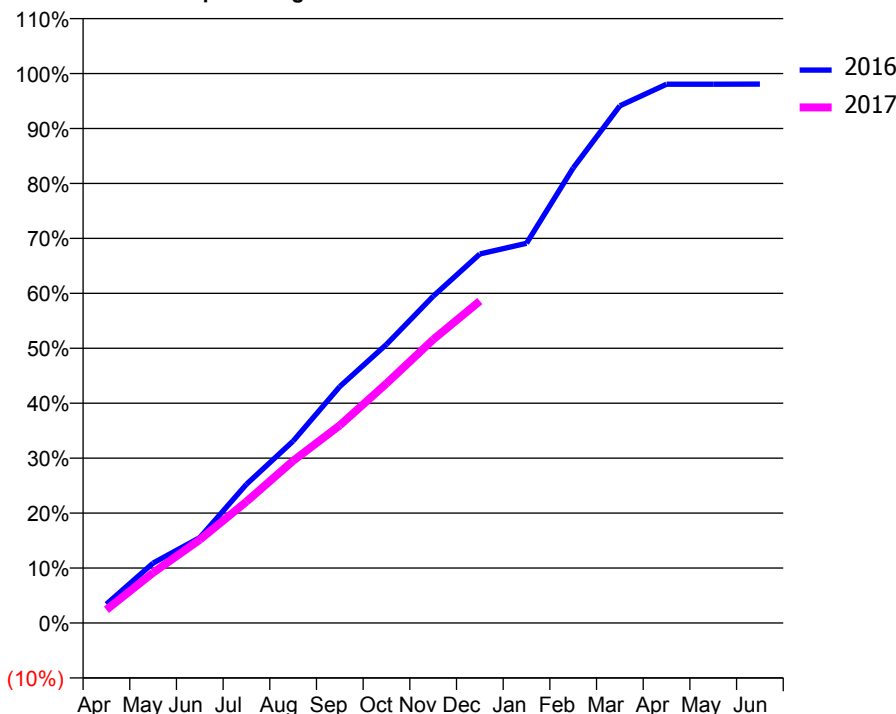
ACCESS*

Patients seen in 24 months	Total	Change since previous quarter
Quarter ending December 2015	4,643	
Quarter ending March 2016	4,554	↓
Quarter ending June 2016	4,403	↓
Quarter ending September 2016	4,270	↓
Quarter ending December 2016	4,149	↓
Variance since December 2015	(10.6%)	↓



ACTIVITY

Cumulative percentage of contracted UDA delivered 2016 & 2017



Month	Adjusted Scheduled Activity (UDA)	
	2016	2017
April	476	336
May	1,514	1,272
June	2,159	2,104
July	3,508	3,071
August	4,601	4,100
September	5,980	4,997
October	7,045	6,058
November	8,262	7,165
December	9,330	8,141
January	9,601	
February	11,505	
March	13,075	
April	13,624	
May	13,624	
June	13,625	

QUALITY

	Quantity	Base Number	Contract	AT	Region	England
% of FP17s for the same patient ID Re-attending within 3 months - Children	82	1,421	5.8%	9.9%	11.9%	12.4%
% of FP17s for the same patient ID Re-attending within 3 months - Adults	416	2,640	15.8%	15.8%	16.5%	16.6%
% of FP17s for the same patient ID Re-attending between 3 & 9 months - Children	904	1,421	63.6%	59.0%	60.2%	57.5%
% of FP17s for the same patient ID Re-attending between 3 & 9 months - Adults	1,303	2,640	49.4%	51.0%	52.0%	50.4%
% of FP17s for Band 1 Urgent Courses	467	3,859	12.1%	9.5%	9.5%	9.1%
% of FP17s Relating to Free Repair or Replacements	19	3,859	0.5%	0.6%	0.7%	0.8%
% of FP17s Relating to Continuations	18	3,859	0.5%	1.1%	1.2%	1.3%
% of Patients satisfied with the dentistry they have received	5	6	N/A	92.5%	92.9%	92.7%
% of Patients satisfied with the time they had to wait for an appointment	6	6	N/A	89.3%	88.8%	88.8%

* This is based on patients treated on this contract for their most recent course of treatment. Figures in italics indicate the base number of FP17s or Patient Questionnaire responses are less than 100. N/A is shown where the base number of responses is less than 10 during the period. % is calculated as Quantity/Base number*100

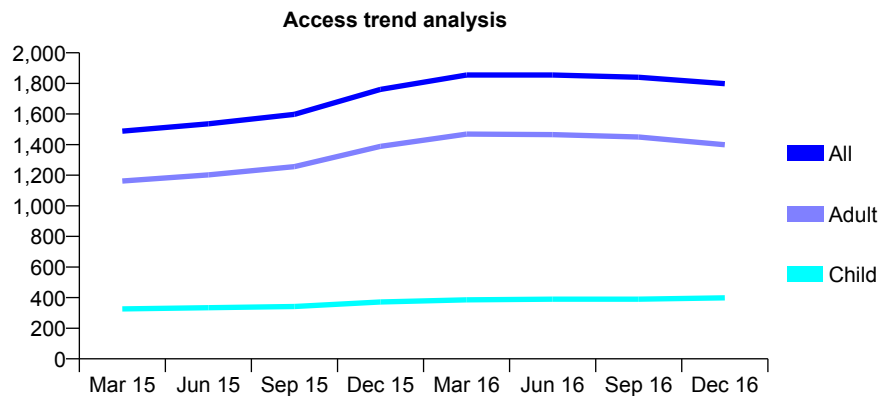
Q68 - Vital Signs At a Glance Contract Report for 851477/0001 - December 2016

Name or company name	MRS N RAZAVI ARMAGHNI
Contract type name	GDS Contract
Purpose of contract	General
Contract start date	13/01/2014
Contract end date	

16/17 Contracted general activity (UDA)	6,000
Carry forward general activity (UDA)	-82
16/17 Contracted orthodontic activity (UOA)	0
Carry forward orthodontic activity (UOA)	0
Baseline contract value	£148,004.06

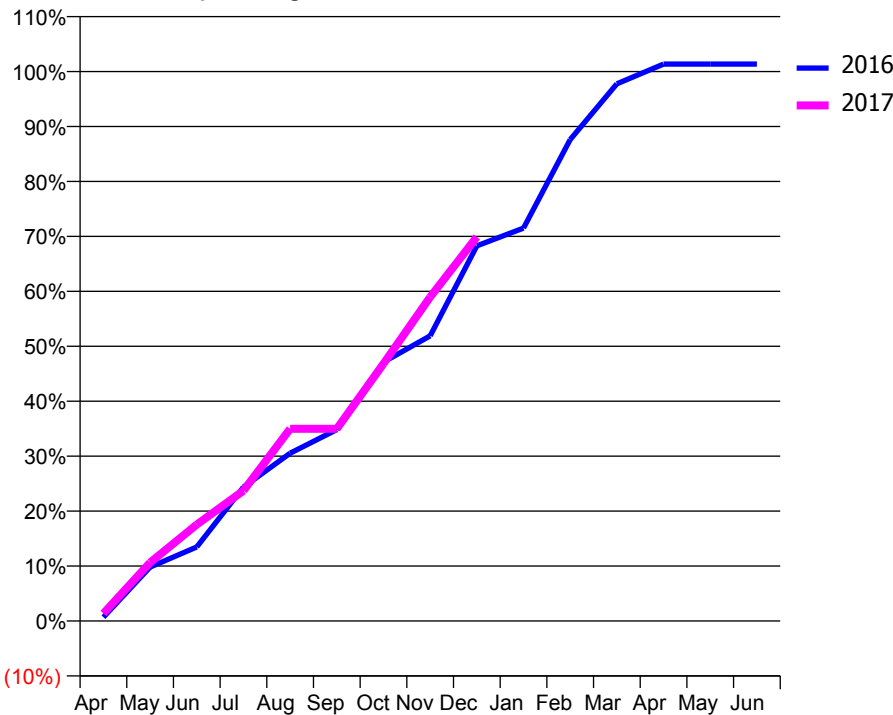
ACCESS*

Patients seen in 24 months	Total	Change since previous quarter
Quarter ending December 2015	1,761	
Quarter ending March 2016	1,855	↑
Quarter ending June 2016	1,855	→
Quarter ending September 2016	1,840	→
Quarter ending December 2016	1,798	↓
Variance since December 2015	2.1%	↑



ACTIVITY

Cumulative percentage of contracted UDA delivered 2016 & 2017



Month	Adjusted Scheduled Activity (UDA)	
	2016	2017
April	42	82
May	589	639
June	809	1,053
July	1,463	1,423
August	1,832	2,099
September	2,090	2,099
October	2,827	2,810
November	3,113	3,538
December	4,096	4,194
January	4,290	
February	5,257	
March	5,865	
April	6,082	
May	6,082	
June	6,082	

QUALITY

	Quantity	Base Number	Contract	AT	Region	England
% of FP17s for the same patient ID Re-attending within 3 months - Children	43	415	10.4%	9.9%	11.9%	12.4%
% of FP17s for the same patient ID Re-attending within 3 months - Adults	216	1,388	15.6%	15.8%	16.5%	16.6%
% of FP17s for the same patient ID Re-attending between 3 & 9 months - Children	213	415	51.3%	59.0%	60.2%	57.5%
% of FP17s for the same patient ID Re-attending between 3 & 9 months - Adults	694	1,388	50.0%	51.0%	52.0%	50.4%
% of FP17s for Band 1 Urgent Courses	136	1,705	8.0%	9.5%	9.5%	9.1%
% of FP17s Relating to Free Repair or Replacements	10	1,705	0.6%	0.6%	0.7%	0.8%
% of FP17s Relating to Continuations	28	1,705	1.6%	1.1%	1.2%	1.3%
% of Patients satisfied with the dentistry they have received	2	2	N/A	92.5%	92.9%	92.7%
% of Patients satisfied with the time they had to wait for an appointment	2	2	N/A	89.3%	88.8%	88.8%

* This is based on patients treated on this contract for their most recent course of treatment. Figures in italics indicate the base number of FP17s or Patient Questionnaire responses are less than 100. N/A is shown where the base number of responses is less than 10 during the period. % is calculated as Quantity/Base number*100

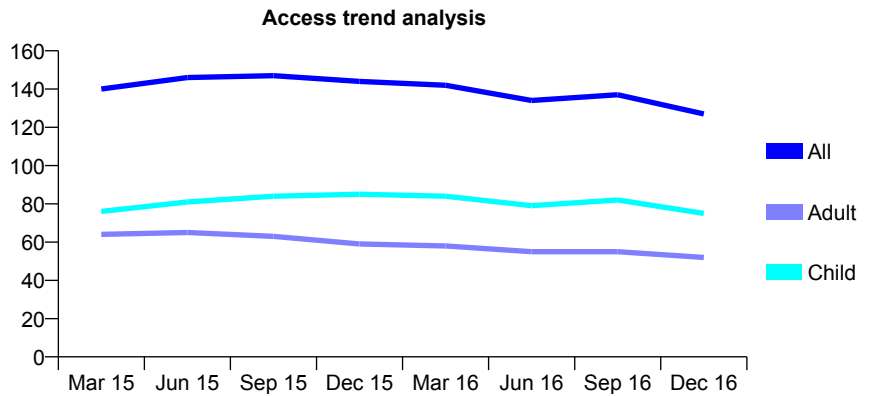
Q68 - Vital Signs At a Glance Contract Report for 853119/0001 - December 2016

Name or company name	MRS RA SLOCOMBE
Contract type name	GDS Contract
Purpose of contract	General
Contract start date	01/06/2011
Contract end date	

16/17 Contracted general activity (UDA)	300
Carry forward general activity (UDA)	0
16/17 Contracted orthodontic activity (UOA)	0
Carry forward orthodontic activity (UOA)	0
Baseline contract value	£6,974.01

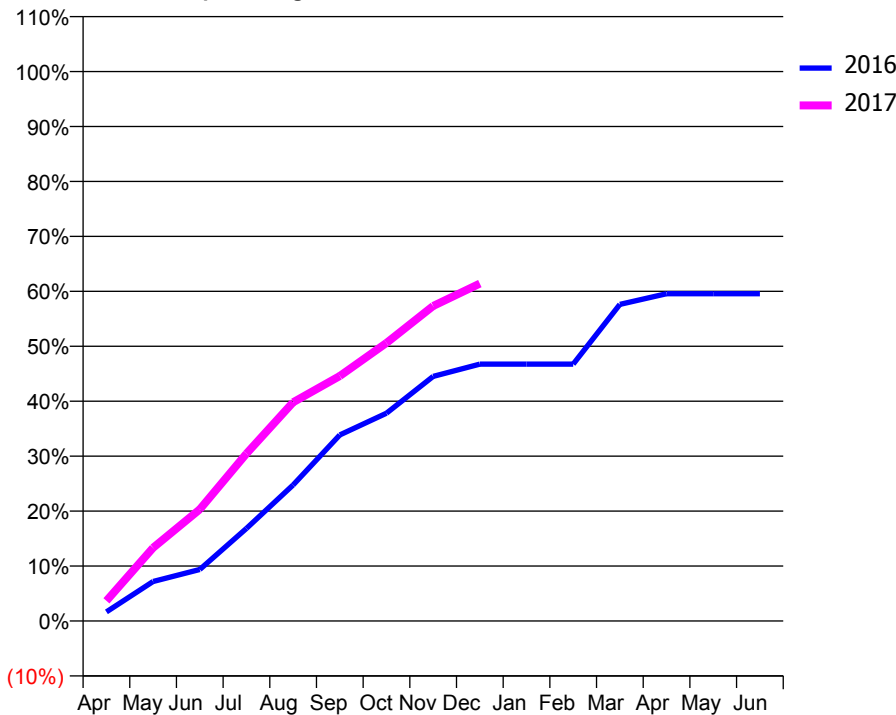
ACCESS*

Patients seen in 24 months	Total	Change since previous quarter
Quarter ending December 2015	144	
Quarter ending March 2016	142	↓
Quarter ending June 2016	134	↓
Quarter ending September 2016	137	↑
Quarter ending December 2016	127	↓
Variance since December 2015	(11.8%)	↓



ACTIVITY

Cumulative percentage of contracted UDA delivered 2016 & 2017



Month	Adjusted Scheduled Activity (UDA)	
	2016	2017
April	7	11
May	30	40
June	39	61
July	71	91
August	104	119
September	142	134
October	159	152
November	187	172
December	196	184
January	196	
February	196	
March	242	
April	250	
May	250	
June	250	

QUALITY

	Quantity	Base Number	Contract	AT	Region	England
% of FP17s for the same patient ID Re-attending within 3 months - Children	2	100	2.0%	9.9%	11.9%	12.4%
% of FP17s for the same patient ID Re-attending within 3 months - Adults	1	34	2.9%	15.8%	16.5%	16.6%
% of FP17s for the same patient ID Re-attending between 3 & 9 months - Children	62	100	62.0%	59.0%	60.2%	57.5%
% of FP17s for the same patient ID Re-attending between 3 & 9 months - Adults	10	34	29.4%	51.0%	52.0%	50.4%
% of FP17s for Band 1 Urgent Courses	6	126	4.8%	9.5%	9.5%	9.1%
% of FP17s Relating to Free Repair or Replacements	0	126	0.0%	0.6%	0.7%	0.8%
% of FP17s Relating to Continuations	0	126	0.0%	1.1%	1.2%	1.3%
% of Patients satisfied with the dentistry they have received	1	1	N/A	92.5%	92.9%	92.7%
% of Patients satisfied with the time they had to wait for an appointment	1	1	N/A	89.3%	88.8%	88.8%

* This is based on patients treated on this contract for their most recent course of treatment. Figures in italics indicate the base number of FP17s or Patient Questionnaire responses are less than 100. N/A is shown where the base number of responses is less than 10 during the period. % is calculated as Quantity/Base number*100

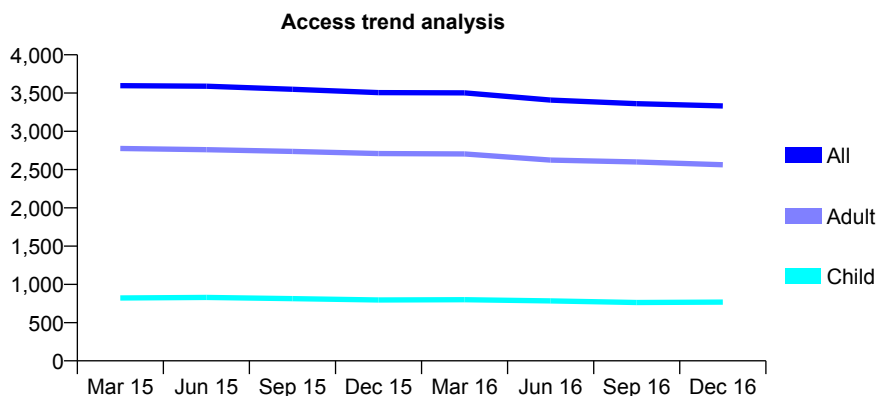
Q68 - Vital Signs At a Glance Contract Report for 853429/0001 - December 2016

Name or company name	MR MR MOHAMMADI
Contract type name	GDS Contract
Purpose of contract	General
Contract start date	01/04/2006
Contract end date	

16/17 Contracted general activity (UDA)	16,000
Carry forward general activity (UDA)	-143
16/17 Contracted orthodontic activity (UOA)	0
Carry forward orthodontic activity (UOA)	0
Baseline contract value	£398,877.84

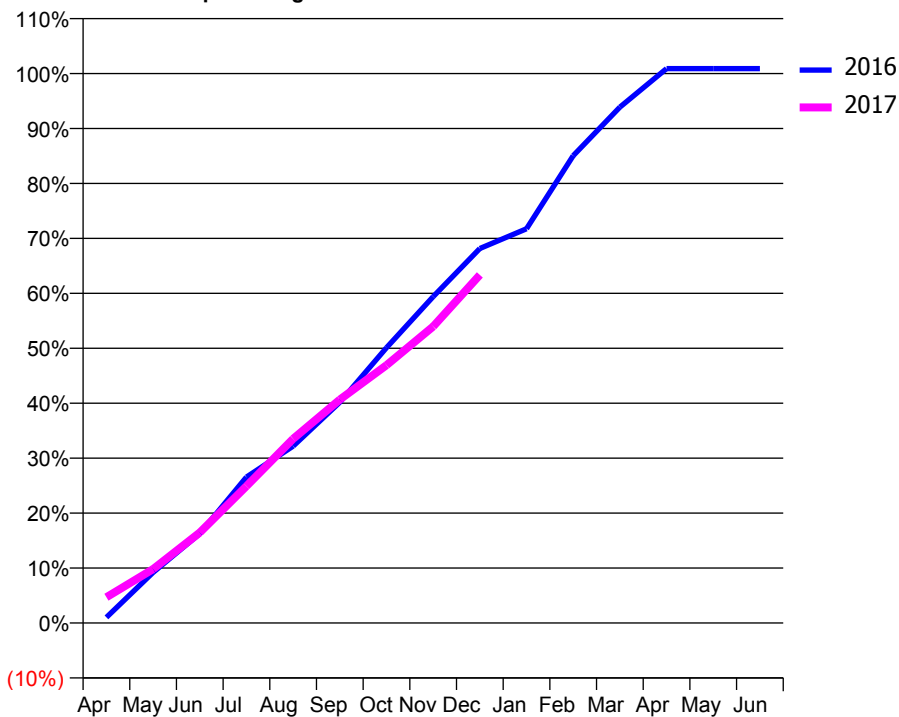
ACCESS*

Patients seen in 24 months	Total	Change since previous quarter
Quarter ending December 2015	3,506	
Quarter ending March 2016	3,503	→
Quarter ending June 2016	3,408	↓
Quarter ending September 2016	3,361	↓
Quarter ending December 2016	3,331	→
Variance since December 2015	(5.0%)	↓



ACTIVITY

Cumulative percentage of contracted UDA delivered 2016 & 2017



Month	Adjusted Scheduled Activity (UDA)	
	2016	2017
April	167	753
May	1,473	1,569
June	2,602	2,636
July	4,250	3,987
August	5,151	5,365
September	6,429	6,506
October	8,017	7,506
November	9,505	8,633
December	10,904	10,136
January	11,477	
February	13,606	
March	15,022	
April	16,143	
May	16,143	
June	16,143	

QUALITY

	Quantity	Base Number	Contract	AT	Region	England
% of FP17s for the same patient ID Re-attending within 3 months - Children	53	1,001	5.3%	9.9%	11.9%	12.4%
% of FP17s for the same patient ID Re-attending within 3 months - Adults	461	3,187	14.5%	15.8%	16.5%	16.6%
% of FP17s for the same patient ID Re-attending between 3 & 9 months - Children	741	1,001	74.0%	59.0%	60.2%	57.5%
% of FP17s for the same patient ID Re-attending between 3 & 9 months - Adults	2,094	3,187	65.7%	51.0%	52.0%	50.4%
% of FP17s for Band 1 Urgent Courses	254	3,855	6.6%	9.5%	9.5%	9.1%
% of FP17s Relating to Free Repair or Replacements	44	3,855	1.1%	0.6%	0.7%	0.8%
% of FP17s Relating to Continuations	104	3,855	2.7%	1.1%	1.2%	1.3%
% of Patients satisfied with the dentistry they have received	5	6	N/A	92.5%	92.9%	92.7%
% of Patients satisfied with the time they had to wait for an appointment	5	6	N/A	89.3%	88.8%	88.8%

* This is based on patients treated on this contract for their most recent course of treatment. Figures in italics indicate the base number of FP17s or Patient Questionnaire responses are less than 100. N/A is shown where the base number of responses is less than 10 during the period. % is calculated as Quantity/Base number*100

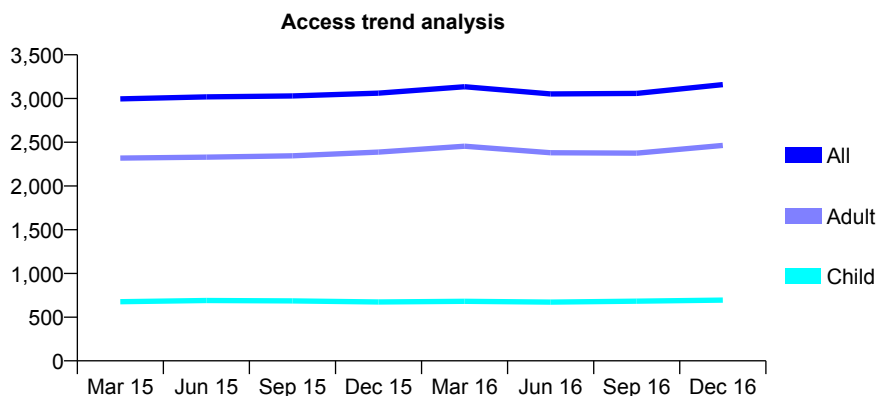
Q68 - Vital Signs At a Glance Contract Report for 855022/0004 - December 2016

Name or company name	MS S MOUSAVI
Contract type name	GDS Contract
Purpose of contract	General
Contract start date	01/04/2008
Contract end date	

16/17 Contracted general activity (UDA)	10,716
Carry forward general activity (UDA)	33
16/17 Contracted orthodontic activity (UOA)	0
Carry forward orthodontic activity (UOA)	0
Baseline contract value	£230,253.61

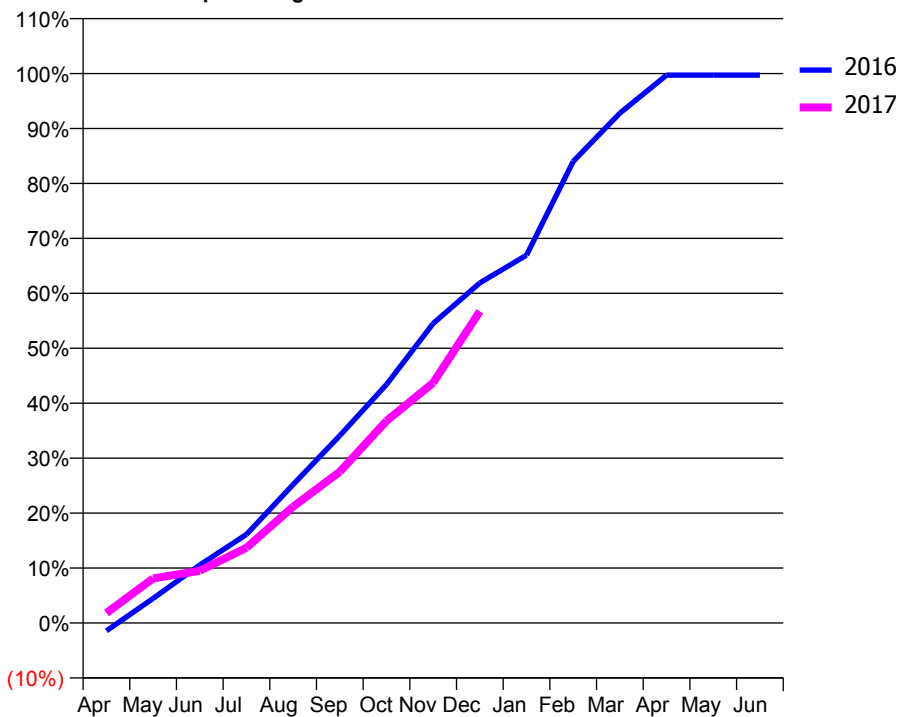
ACCESS*

Patients seen in 24 months	Total	Change since previous quarter
Quarter ending December 2015	3,061	
Quarter ending March 2016	3,135	↑
Quarter ending June 2016	3,052	↓
Quarter ending September 2016	3,058	→
Quarter ending December 2016	3,159	↑
Variance since December 2015	3.2%	↑



ACTIVITY

Cumulative percentage of contracted UDA delivered 2016 & 2017



Month	Adjusted Scheduled Activity (UDA)	
	2016	2017
April	-156	197
May	479	870
June	1,132	1,017
July	1,728	1,468
August	2,702	2,269
September	3,655	2,951
October	4,652	3,940
November	5,842	4,684
December	6,634	6,078
January	7,174	
February	9,000	
March	9,943	
April	10,683	
May	10,683	
June	10,683	

QUALITY

	Quantity	Base Number	Contract	AT	Region	England
% of FP17s for the same patient ID Re-attending within 3 months - Children	47	604	7.8%	9.9%	11.9%	12.4%
% of FP17s for the same patient ID Re-attending within 3 months - Adults	285	2,143	13.3%	15.8%	16.5%	16.6%
% of FP17s for the same patient ID Re-attending between 3 & 9 months - Children	245	604	40.6%	59.0%	60.2%	57.5%
% of FP17s for the same patient ID Re-attending between 3 & 9 months - Adults	987	2,143	46.1%	51.0%	52.0%	50.4%
% of FP17s for Band 1 Urgent Courses	296	2,525	11.7%	9.5%	9.5%	9.1%
% of FP17s Relating to Free Repair or Replacements	13	2,525	0.5%	0.6%	0.7%	0.8%
% of FP17s Relating to Continuations	8	2,525	0.3%	1.1%	1.2%	1.3%
% of Patients satisfied with the dentistry they have received	10	12	83.3%	92.5%	92.9%	92.7%
% of Patients satisfied with the time they had to wait for an appointment	12	12	100.0%	89.3%	88.8%	88.8%

* This is based on patients treated on this contract for their most recent course of treatment. Figures in italics indicate the base number of FP17s or Patient Questionnaire responses are less than 100. N/A is shown where the base number of responses is less than 10 during the period. % is calculated as Quantity/Base number*100

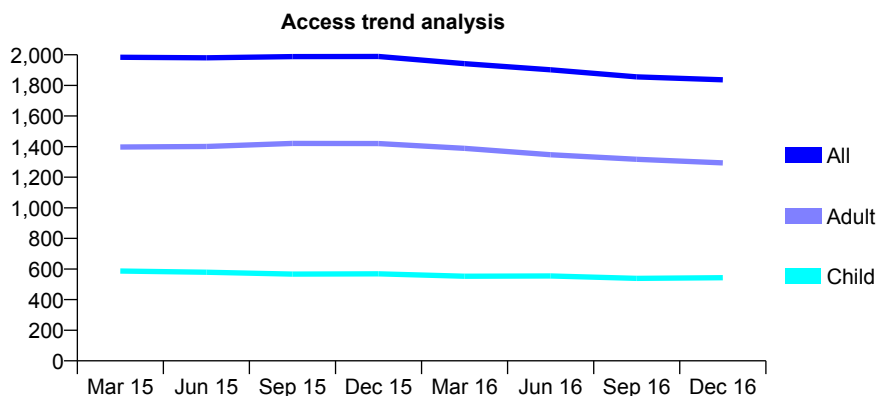
Q68 - Vital Signs At a Glance Contract Report for 855138/0001 - December 2016

Name or company name	Mr Ashish Patel
Contract type name	GDS Contract
Purpose of contract	General
Contract start date	01/11/2006
Contract end date	

16/17 Contracted general activity (UDA)	5,921
Carry forward general activity (UDA)	-6
16/17 Contracted orthodontic activity (UOA)	0
Carry forward orthodontic activity (UOA)	0
Baseline contract value	£136,640.03

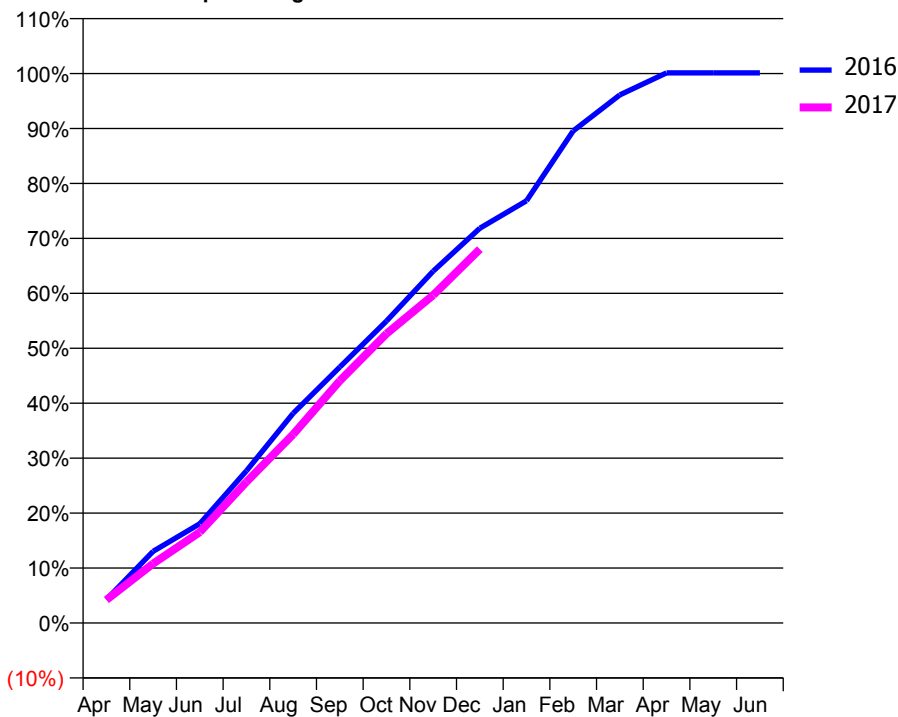
ACCESS*

Patients seen in 24 months	Total	Change since previous quarter
Quarter ending December 2015	1,989	
Quarter ending March 2016	1,942	↓
Quarter ending June 2016	1,902	↓
Quarter ending September 2016	1,856	↓
Quarter ending December 2016	1,837	↓
Variance since December 2015	(7.6%)	↓



ACTIVITY

Cumulative percentage of contracted UDA delivered 2016 & 2017



Month	Adjusted Scheduled Activity (UDA)	
	2016	2017
April	254	250
May	772	640
June	1,069	980
July	1,641	1,521
August	2,260	2,033
September	2,757	2,610
October	3,254	3,117
November	3,792	3,532
December	4,254	4,029
January	4,550	
February	5,303	
March	5,691	
April	5,927	
May	5,927	
June	5,927	

QUALITY

	Quantity	Base Number	Contract	AT	Region	England
% of FP17s for the same patient ID Re-attending within 3 months - Children	28	626	4.5%	9.9%	11.9%	12.4%
% of FP17s for the same patient ID Re-attending within 3 months - Adults	263	1,518	17.3%	15.8%	16.5%	16.6%
% of FP17s for the same patient ID Re-attending between 3 & 9 months - Children	417	626	66.6%	59.0%	60.2%	57.5%
% of FP17s for the same patient ID Re-attending between 3 & 9 months - Adults	887	1,518	58.4%	51.0%	52.0%	50.4%
% of FP17s for Band 1 Urgent Courses	169	2,038	8.3%	9.5%	9.5%	9.1%
% of FP17s Relating to Free Repair or Replacements	3	2,038	0.1%	0.6%	0.7%	0.8%
% of FP17s Relating to Continuations	24	2,038	1.2%	1.1%	1.2%	1.3%
% of Patients satisfied with the dentistry they have received	1	1	N/A	92.5%	92.9%	92.7%
% of Patients satisfied with the time they had to wait for an appointment	1	1	N/A	89.3%	88.8%	88.8%

* This is based on patients treated on this contract for their most recent course of treatment. Figures in italics indicate the base number of FP17s or Patient Questionnaire responses are less than 100. N/A is shown where the base number of responses is less than 10 during the period. % is calculated as Quantity/Base number*100

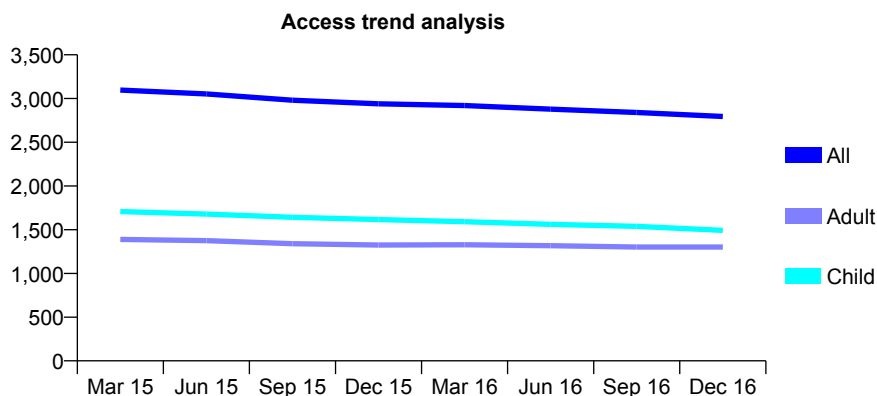
Q68 - Vital Signs At a Glance Contract Report for 859370/0001 - December 2016

Name or company name	MR T DEHLESEN
Contract type name	GDS Contract
Purpose of contract	General
Contract start date	01/04/2009
Contract end date	

16/17 Contracted general activity (UDA)	6,400
Carry forward general activity (UDA)	0
16/17 Contracted orthodontic activity (UOA)	0
Carry forward orthodontic activity (UOA)	0
Baseline contract value	£150,261.17

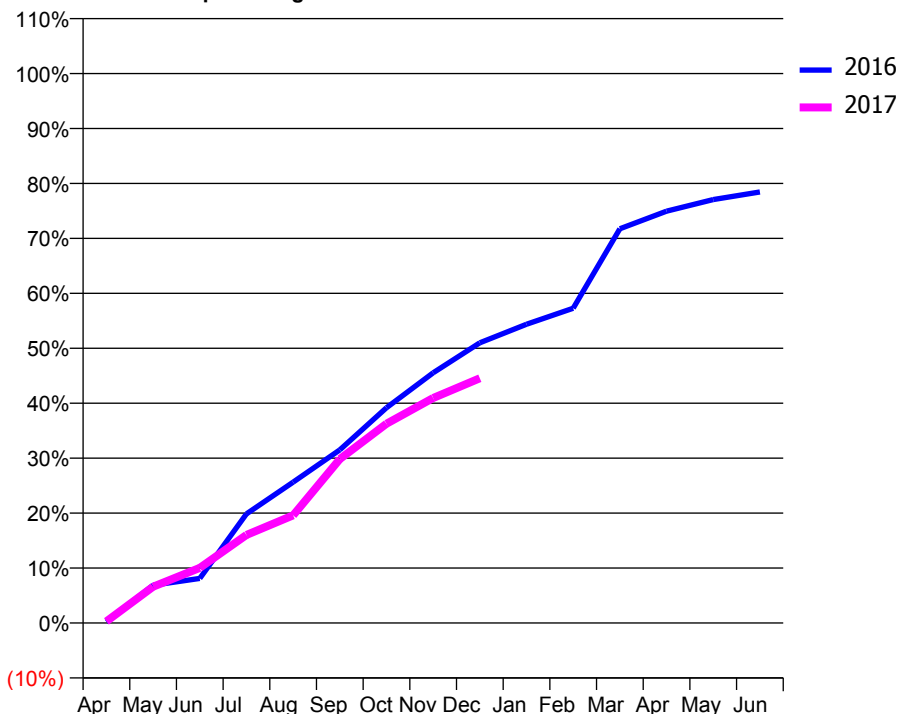
ACCESS*

Patients seen in 24 months	Total	Change since previous quarter
Quarter ending December 2015	2,940	
Quarter ending March 2016	2,920	→
Quarter ending June 2016	2,878	↓
Quarter ending September 2016	2,840	↓
Quarter ending December 2016	2,794	↓
Variance since December 2015	(5.0%)	↓



ACTIVITY

Cumulative percentage of contracted UDA delivered 2016 & 2017



Adjusted Scheduled Activity (UDA)

Month	2016	2017
April	13	20
May	440	424
June	519	642
July	1,271	1,026
August	1,642	1,254
September	2,017	1,910
October	2,508	2,322
November	2,915	2,621
December	3,264	2,851
January	3,480	
February	3,666	
March	4,592	
April	4,797	
May	4,932	
June	5,020	

QUALITY

	Quantity	Base Number	Contract	AT	Region	England
% of FP17s for the same patient ID Re-attending within 3 months - Children	90	1,551	5.8%	9.9%	11.9%	12.4%
% of FP17s for the same patient ID Re-attending within 3 months - Adults	91	992	9.2%	15.8%	16.5%	16.6%
% of FP17s for the same patient ID Re-attending between 3 & 9 months - Children	959	1,551	61.8%	59.0%	60.2%	57.5%
% of FP17s for the same patient ID Re-attending between 3 & 9 months - Adults	521	992	52.5%	51.0%	52.0%	50.4%
% of FP17s for Band 1 Urgent Courses	80	2,213	3.6%	9.5%	9.5%	9.1%
% of FP17s Relating to Free Repair or Replacements	4	2,213	0.2%	0.6%	0.7%	0.8%
% of FP17s Relating to Continuations	41	2,213	1.9%	1.1%	1.2%	1.3%
% of Patients satisfied with the dentistry they have received	1	1	N/A	92.5%	92.9%	92.7%
% of Patients satisfied with the time they had to wait for an appointment	1	1	N/A	89.3%	88.8%	88.8%

* This is based on patients treated on this contract for their most recent course of treatment. Figures in italics indicate the base number of FP17s or Patient Questionnaire responses are less than 100. N/A is shown where the base number of responses is less than 10 during the period. % is calculated as Quantity/Base number*100

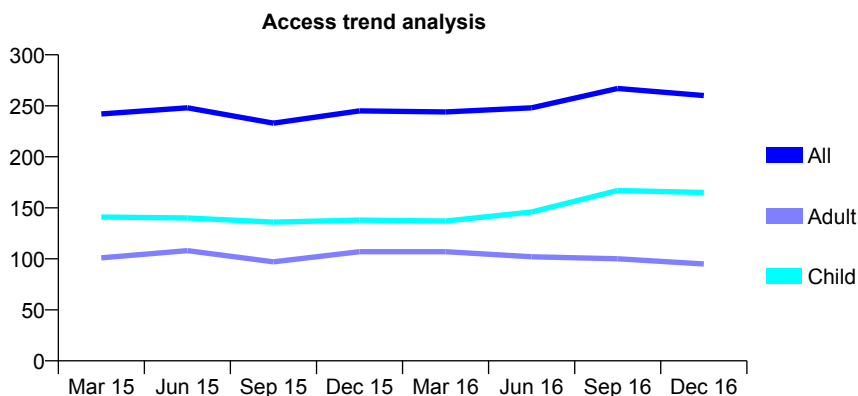
Q68 - Vital Signs At a Glance Contract Report for 861189/0001 - December 2016

Name or company name	MR K SHAH
Contract type name	GDS Contract
Purpose of contract	General
Contract start date	20/09/2012
Contract end date	

16/17 Contracted general activity (UDA)	550
Carry forward general activity (UDA)	-1
16/17 Contracted orthodontic activity (UOA)	0
Carry forward orthodontic activity (UOA)	0
Baseline contract value	£14,707.40

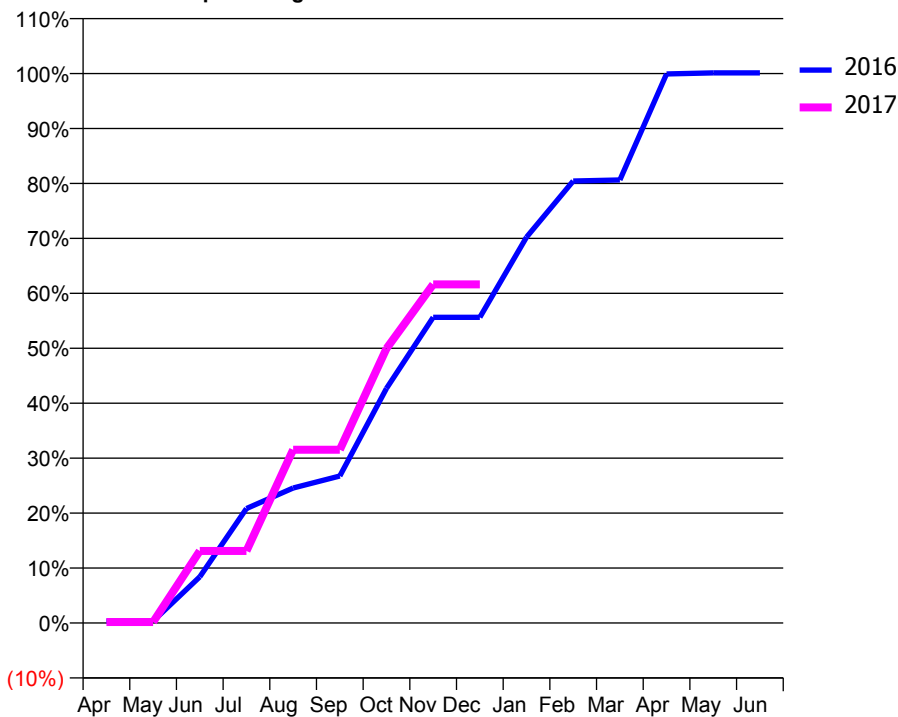
ACCESS*

Patients seen in 24 months	Total	Change since previous quarter
Quarter ending December 2015	245	
Quarter ending March 2016	244	→
Quarter ending June 2016	248	→
Quarter ending September 2016	267	↑
Quarter ending December 2016	260	↓
Variance since December 2015	6.1%	↑



ACTIVITY

Cumulative percentage of contracted UDA delivered 2016 & 2017



Month	Adjusted Scheduled Activity (UDA)	
	2016	2017
April	2	1
May	2	1
June	46	72
July	115	72
August	135	173
September	147	173
October	235	275
November	306	339
December	306	339
January	386	
February	442	
March	443	
April	550	
May	551	
June	551	

QUALITY

	Quantity	Base Number	Contract	AT	Region	England
% of FP17s for the same patient ID Re-attending within 3 months - Children	9	219	4.1%	9.9%	11.9%	12.4%
% of FP17s for the same patient ID Re-attending within 3 months - Adults	2	49	4.1%	15.8%	16.5%	16.6%
% of FP17s for the same patient ID Re-attending between 3 & 9 months - Children	139	219	63.5%	59.0%	60.2%	57.5%
% of FP17s for the same patient ID Re-attending between 3 & 9 months - Adults	21	49	42.9%	51.0%	52.0%	50.4%
% of FP17s for Band 1 Urgent Courses	5	189	2.6%	9.5%	9.5%	9.1%
% of FP17s Relating to Free Repair or Replacements	0	189	0.0%	0.6%	0.7%	0.8%
% of FP17s Relating to Continuations	0	189	0.0%	1.1%	1.2%	1.3%
% of Patients satisfied with the dentistry they have received	0	0	N/A	92.5%	92.9%	92.7%
% of Patients satisfied with the time they had to wait for an appointment	0	0	N/A	89.3%	88.8%	88.8%

* This is based on patients treated on this contract for their most recent course of treatment. Figures in italics indicate the base number of FP17s or Patient Questionnaire responses are less than 100. N/A is shown where the base number of responses is less than 10 during the period. % is calculated as Quantity/Base number*100

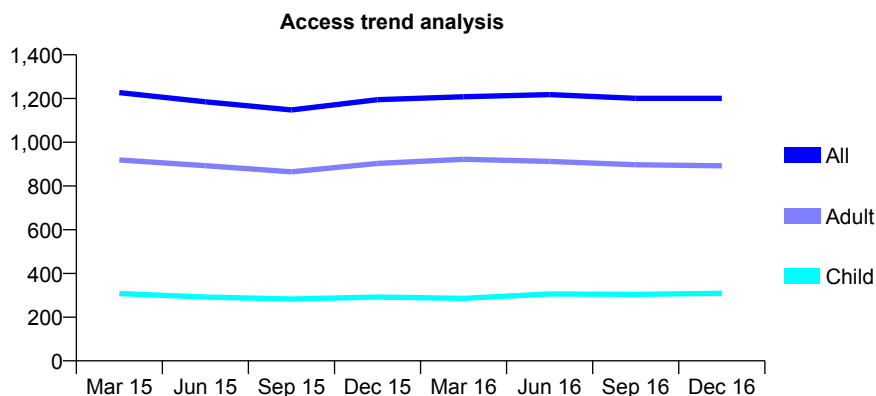
Q68 - Vital Signs At a Glance Contract Report for 878650/0001 - December 2016

Name or company name	MS M YANMAZ
Contract type name	GDS Contract
Purpose of contract	General
Contract start date	01/04/2012
Contract end date	

16/17 Contracted general activity (UDA)	5,000
Carry forward general activity (UDA)	-57
16/17 Contracted orthodontic activity (UOA)	0
Carry forward orthodontic activity (UOA)	0
Baseline contract value	£125,559.76

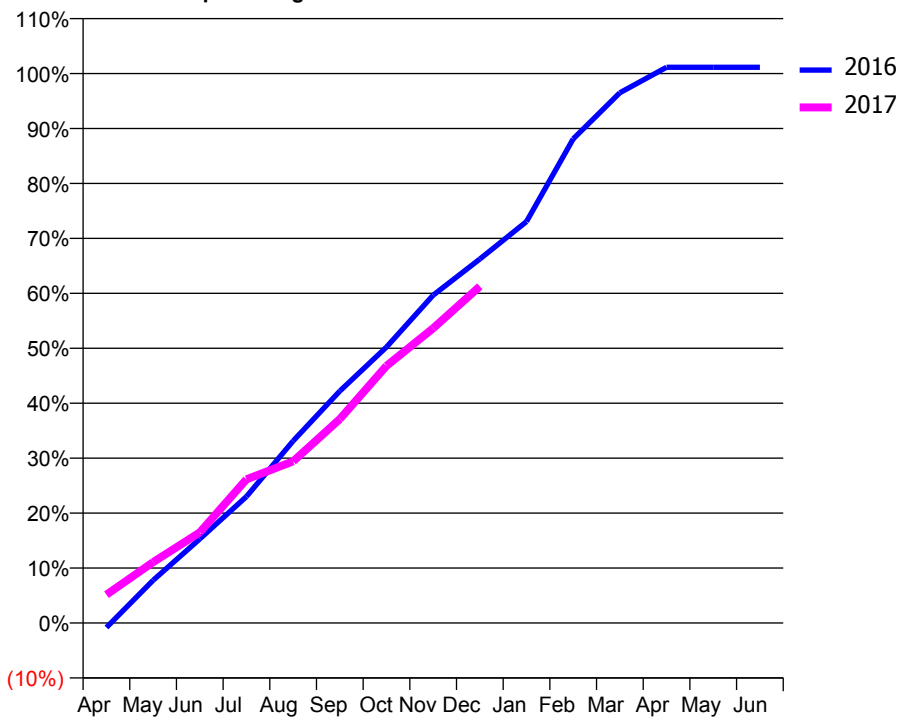
ACCESS*

Patients seen in 24 months	Total	Change since previous quarter
Quarter ending December 2015	1,195	
Quarter ending March 2016	1,208	→
Quarter ending June 2016	1,218	→
Quarter ending September 2016	1,201	↓
Quarter ending December 2016	1,201	→
Variance since December 2015	0.5%	→



ACTIVITY

Cumulative percentage of contracted UDA delivered 2016 & 2017



Month	Adjusted Scheduled Activity (UDA)	
	2016	2017
April	-41	257
May	389	554
June	765	824
July	1,151	1,308
August	1,657	1,471
September	2,110	1,856
October	2,511	2,339
November	2,983	2,683
December	3,312	3,063
January	3,653	
February	4,405	
March	4,825	
April	5,057	
May	5,057	
June	5,057	

QUALITY

	Quantity	Base Number	Contract	AT	Region	England
% of FP17s for the same patient ID Re-attending within 3 months - Children	65	429	15.2%	9.9%	11.9%	12.4%
% of FP17s for the same patient ID Re-attending within 3 months - Adults	220	1,081	20.4%	15.8%	16.5%	16.6%
% of FP17s for the same patient ID Re-attending between 3 & 9 months - Children	256	429	59.7%	59.0%	60.2%	57.5%
% of FP17s for the same patient ID Re-attending between 3 & 9 months - Adults	661	1,081	61.1%	51.0%	52.0%	50.4%
% of FP17s for Band 1 Urgent Courses	139	1,429	9.7%	9.5%	9.5%	9.1%
% of FP17s Relating to Free Repair or Replacements	6	1,429	0.4%	0.6%	0.7%	0.8%
% of FP17s Relating to Continuations	26	1,429	1.8%	1.1%	1.2%	1.3%
% of Patients satisfied with the dentistry they have received	2	2	N/A	92.5%	92.9%	92.7%
% of Patients satisfied with the time they had to wait for an appointment	2	2	N/A	89.3%	88.8%	88.8%

* This is based on patients treated on this contract for their most recent course of treatment. Figures in italics indicate the base number of FP17s or Patient Questionnaire responses are less than 100. N/A is shown where the base number of responses is less than 10 during the period. % is calculated as Quantity/Base number*100

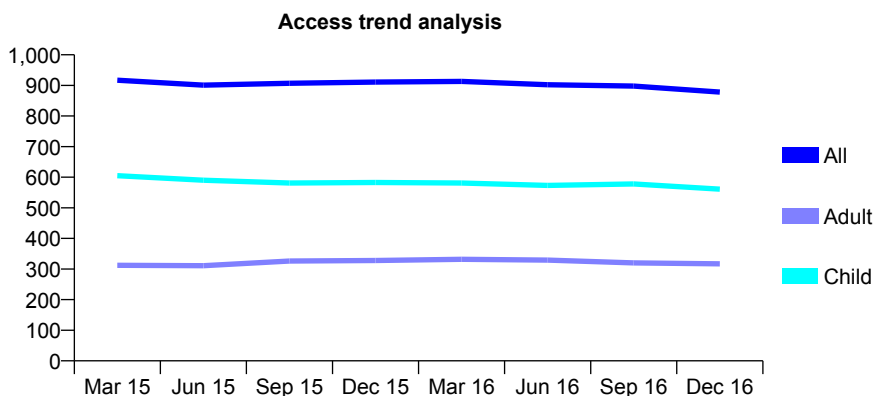
Q68 - Vital Signs At a Glance Contract Report for 898872/0001 - December 2016

Name or company name	MR NP WILLIS
Contract type name	GDS Contract
Purpose of contract	General
Contract start date	01/04/2006
Contract end date	

16/17 Contracted general activity (UDA)	3,800
Carry forward general activity (UDA)	0
16/17 Contracted orthodontic activity (UOA)	0
Carry forward orthodontic activity (UOA)	0
Baseline contract value	£110,758.67

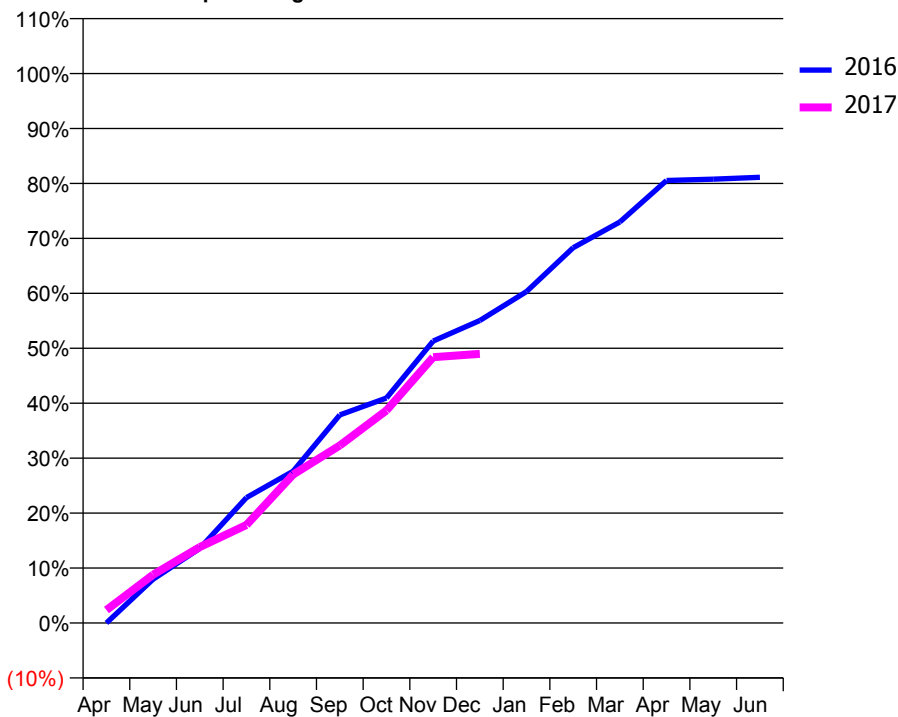
ACCESS*

Patients seen in 24 months	Total	Change since previous quarter
Quarter ending December 2015	911	
Quarter ending March 2016	913	→
Quarter ending June 2016	902	↓
Quarter ending September 2016	898	→
Quarter ending December 2016	878	↓
Variance since December 2015	(3.6%)	↓



ACTIVITY

Cumulative percentage of contracted UDA delivered 2016 & 2017



Month	Adjusted Scheduled Activity (UDA)	
	2016	2017
April	0	90
May	303	334
June	516	526
July	867	679
August	1,050	1,027
September	1,439	1,228
October	1,556	1,470
November	1,950	1,838
December	2,092	1,861
January	2,292	
February	2,595	
March	2,774	
April	3,060	
May	3,069	
June	3,082	

QUALITY

	Quantity	Base Number	Contract	AT	Region	England
% of FP17s for the same patient ID Re-attending within 3 months - Children	128	799	16.0%	9.9%	11.9%	12.4%
% of FP17s for the same patient ID Re-attending within 3 months - Adults	63	239	26.4%	15.8%	16.5%	16.6%
% of FP17s for the same patient ID Re-attending between 3 & 9 months - Children	486	799	60.8%	59.0%	60.2%	57.5%
% of FP17s for the same patient ID Re-attending between 3 & 9 months - Adults	107	239	44.8%	51.0%	52.0%	50.4%
% of FP17s for Band 1 Urgent Courses	5	868	0.6%	9.5%	9.5%	9.1%
% of FP17s Relating to Free Repair or Replacements	4	868	0.5%	0.6%	0.7%	0.8%
% of FP17s Relating to Continuations	5	868	0.6%	1.1%	1.2%	1.3%
% of Patients satisfied with the dentistry they have received	0	0	N/A	92.5%	92.9%	92.7%
% of Patients satisfied with the time they had to wait for an appointment	0	0	N/A	89.3%	88.8%	88.8%

* This is based on patients treated on this contract for their most recent course of treatment. Figures in italics indicate the base number of FP17s or Patient Questionnaire responses are less than 100. N/A is shown where the base number of responses is less than 10 during the period. % is calculated as Quantity/Base number*100

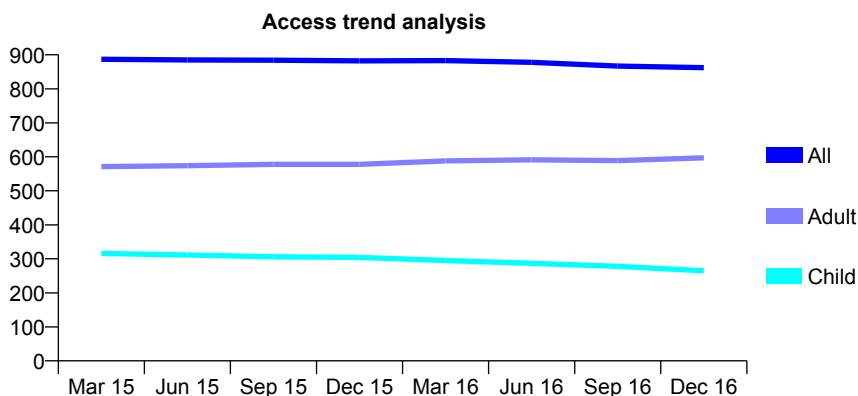
Q68 - Vital Signs At a Glance Contract Report for 906301/0001 - December 2016

Name or company name	MR G HABBERFIELD-BATEMAN
Contract type name	GDS Contract
Purpose of contract	General
Contract start date	01/04/2006
Contract end date	

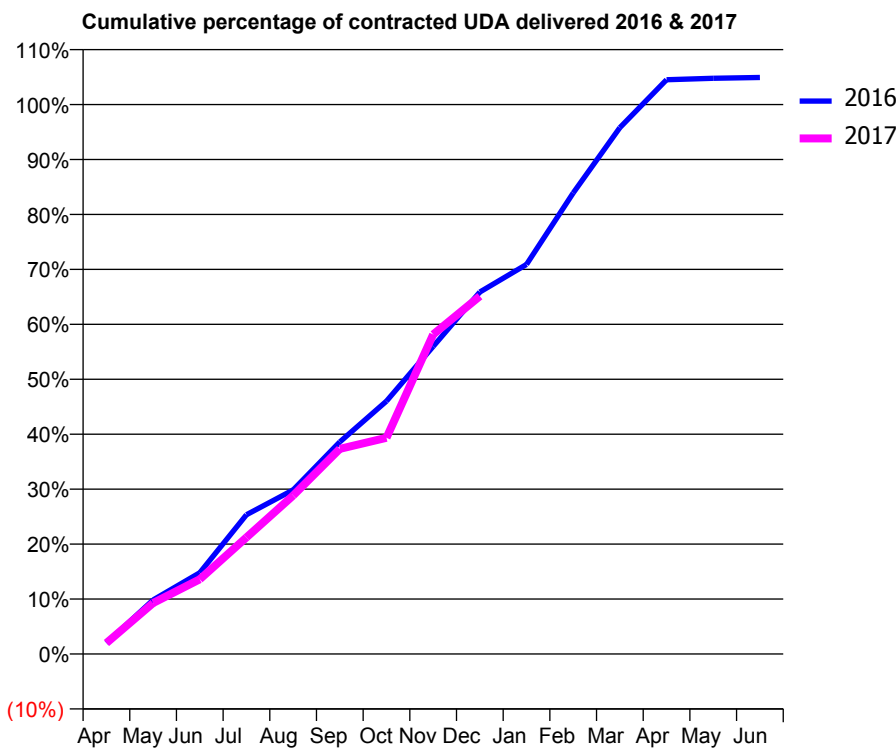
16/17 Contracted general activity (UDA)	2,000
Carry forward general activity (UDA)	-40
16/17 Contracted orthodontic activity (UOA)	0
Carry forward orthodontic activity (UOA)	0
Baseline contract value	£43,795.35

ACCESS*

Patients seen in 24 months	Total	Change since previous quarter
Quarter ending December 2015	882	
Quarter ending March 2016	883	→
Quarter ending June 2016	878	→
Quarter ending September 2016	867	↓
Quarter ending December 2016	862	→
Variance since December 2015	(2.3%)	↓



ACTIVITY



Month	Adjusted Scheduled Activity (UDA)	
	2016	2017
April	40	40
May	197	185
June	296	272
July	507	425
August	597	577
September	772	747
October	920	787
November	1,119	1,163
December	1,317	1,303
January	1,418	
February	1,678	
March	1,916	
April	2,090	
May	2,095	
June	2,098	

QUALITY

	Quantity	Base Number	Contract	AT	Region	England
% of FP17s for the same patient ID Re-attending within 3 months - Children	16	274	5.8%	9.9%	11.9%	12.4%
% of FP17s for the same patient ID Re-attending within 3 months - Adults	60	491	12.2%	15.8%	16.5%	16.6%
% of FP17s for the same patient ID Re-attending between 3 & 9 months - Children	143	274	52.2%	59.0%	60.2%	57.5%
% of FP17s for the same patient ID Re-attending between 3 & 9 months - Adults	209	491	42.6%	51.0%	52.0%	50.4%
% of FP17s for Band 1 Urgent Courses	33	675	4.9%	9.5%	9.5%	9.1%
% of FP17s Relating to Free Repair or Replacements	0	675	0.0%	0.6%	0.7%	0.8%
% of FP17s Relating to Continuations	0	675	0.0%	1.1%	1.2%	1.3%
% of Patients satisfied with the dentistry they have received	0	0	N/A	92.5%	92.9%	92.7%
% of Patients satisfied with the time they had to wait for an appointment	0	0	N/A	89.3%	88.8%	88.8%

* This is based on patients treated on this contract for their most recent course of treatment. Figures in italics indicate the base number of FP17s or Patient Questionnaire responses are less than 100. N/A is shown where the base number of responses is less than 10 during the period. % is calculated as Quantity/Base number*100

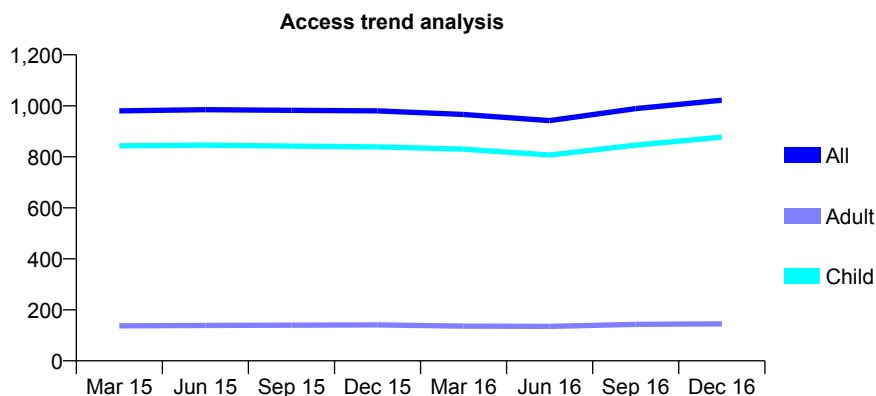
Q68 - Vital Signs At a Glance Contract Report for 906743/0001 - December 2016

Name or company name	MR PS NAYLER
Contract type name	GDS Contract
Purpose of contract	General
Contract start date	01/04/2006
Contract end date	

16/17 Contracted general activity (UDA)	1,799
Carry forward general activity (UDA)	0
16/17 Contracted orthodontic activity (UOA)	0
Carry forward orthodontic activity (UOA)	0
Baseline contract value	£38,285.71

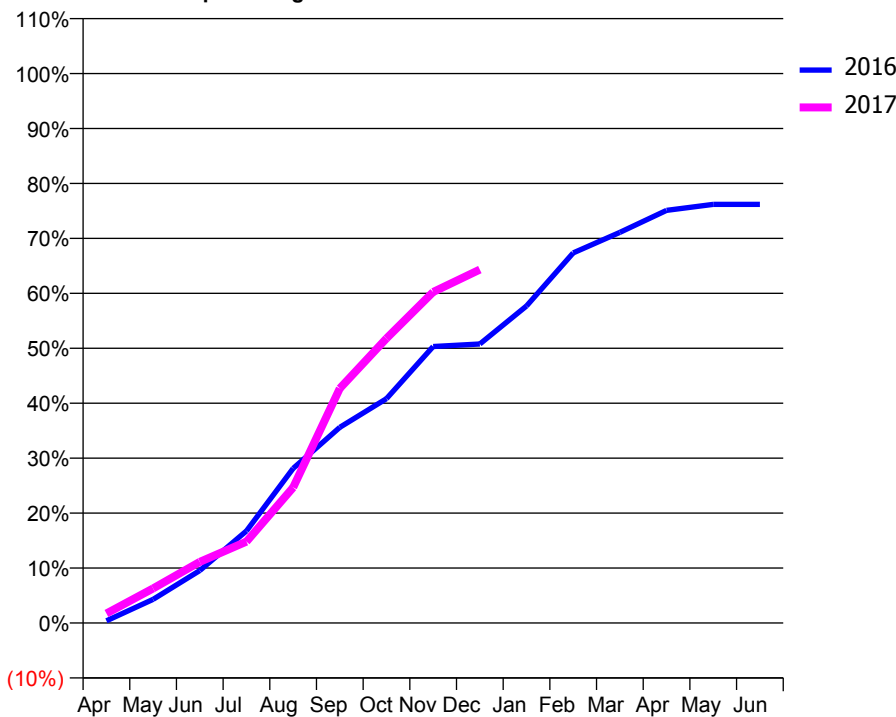
ACCESS*

Patients seen in 24 months	Total	Change since previous quarter
Quarter ending December 2015	980	
Quarter ending March 2016	966	↓
Quarter ending June 2016	942	↓
Quarter ending September 2016	989	↑
Quarter ending December 2016	1,022	↑
Variance since December 2015	4.3%	↑



ACTIVITY

Cumulative percentage of contracted UDA delivered 2016 & 2017



Adjusted Scheduled Activity (UDA)

Month	2016	2017
April	7	31
May	77	113
June	172	200
July	301	266
August	506	444
September	641	768
October	735	932
November	905	1,084
December	913	1,157
January	1,038	
February	1,212	
March	1,279	
April	1,351	
May	1,371	
June	1,371	

QUALITY

	Quantity	Base Number	Contract	AT	Region	England
% of FP17s for the same patient ID Re-attending within 3 months - Children	64	907	7.1%	9.9%	11.9%	12.4%
% of FP17s for the same patient ID Re-attending within 3 months - Adults	6	57	10.5%	15.8%	16.5%	16.6%
% of FP17s for the same patient ID Re-attending between 3 & 9 months - Children	349	907	38.5%	59.0%	60.2%	57.5%
% of FP17s for the same patient ID Re-attending between 3 & 9 months - Adults	19	57	33.3%	51.0%	52.0%	50.4%
% of FP17s for Band 1 Urgent Courses	45	804	5.6%	9.5%	9.5%	9.1%
% of FP17s Relating to Free Repair or Replacements	1	804	0.1%	0.6%	0.7%	0.8%
% of FP17s Relating to Continuations	0	804	0.0%	1.1%	1.2%	1.3%
% of Patients satisfied with the dentistry they have received	0	0	N/A	92.5%	92.9%	92.7%
% of Patients satisfied with the time they had to wait for an appointment	0	0	N/A	89.3%	88.8%	88.8%

* This is based on patients treated on this contract for their most recent course of treatment. Figures in italics indicate the base number of FP17s or Patient Questionnaire responses are less than 100. N/A is shown where the base number of responses is less than 10 during the period. % is calculated as Quantity/Base number*100

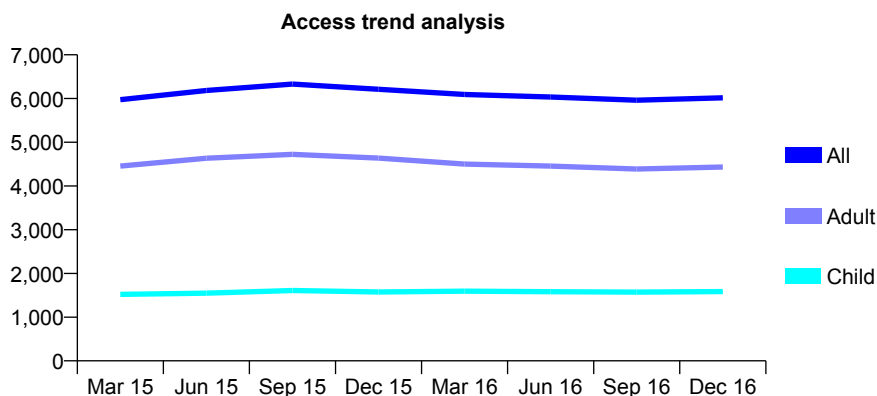
Q68 - Vital Signs At a Glance Contract Report for 906956/0002 - December 2016

Name or company name	MR KW GREY
Contract type name	GDS Contract
Purpose of contract	General
Contract start date	01/04/2006
Contract end date	

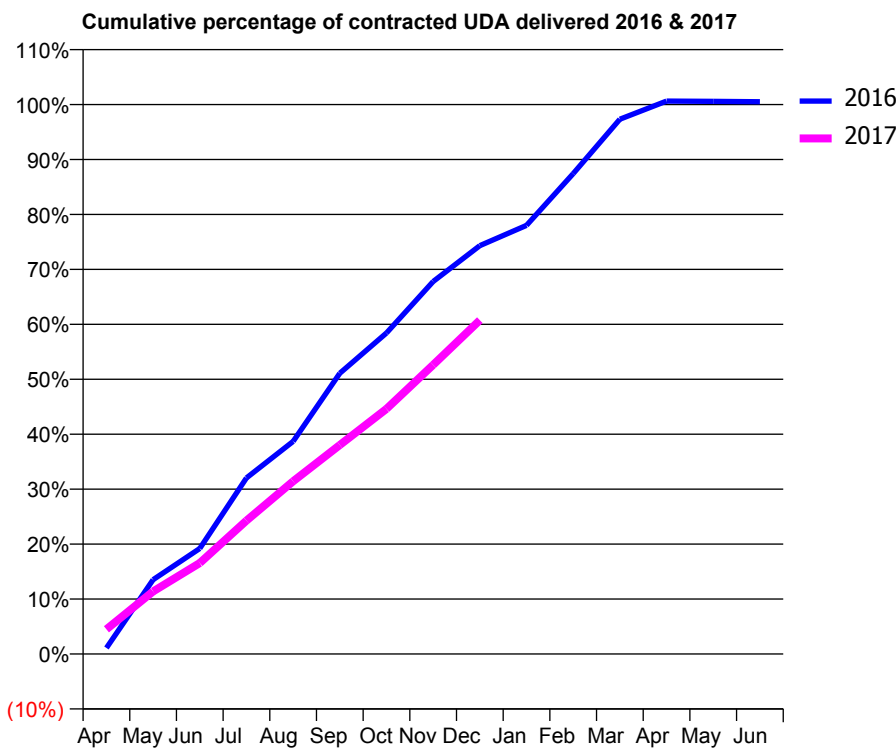
16/17 Contracted general activity (UDA)	21,423
Carry forward general activity (UDA)	-108
16/17 Contracted orthodontic activity (UOA)	0
Carry forward orthodontic activity (UOA)	0
Baseline contract value	£627,810.57

ACCESS*

Patients seen in 24 months	Total	Change since previous quarter
Quarter ending December 2015	6,213	
Quarter ending March 2016	6,093	↓
Quarter ending June 2016	6,035	→
Quarter ending September 2016	5,960	↓
Quarter ending December 2016	6,016	→
Variance since December 2015	(3.2%)	↓



ACTIVITY



Month	Adjusted Scheduled Activity (UDA)	
	2016	2017
April	237	964
May	2,896	2,440
June	4,115	3,550
July	6,867	5,202
August	8,292	6,734
September	10,946	8,147
October	12,514	9,559
November	14,523	11,273
December	15,920	13,017
January	16,713	
February	18,726	
March	20,851	
April	21,555	
May	21,548	
June	21,531	

QUALITY

	Quantity	Base Number	Contract	AT	Region	England
% of FP17s for the same patient ID Re-attending within 3 months - Children	87	1,424	6.1%	9.9%	11.9%	12.4%
% of FP17s for the same patient ID Re-attending within 3 months - Adults	507	3,838	13.2%	15.8%	16.5%	16.6%
% of FP17s for the same patient ID Re-attending between 3 & 9 months - Children	565	1,424	39.7%	59.0%	60.2%	57.5%
% of FP17s for the same patient ID Re-attending between 3 & 9 months - Adults	1,493	3,838	38.9%	51.0%	52.0%	50.4%
% of FP17s for Band 1 Urgent Courses	433	4,718	9.2%	9.5%	9.5%	9.1%
% of FP17s Relating to Free Repair or Replacements	20	4,718	0.4%	0.6%	0.7%	0.8%
% of FP17s Relating to Continuations	8	4,718	0.2%	1.1%	1.2%	1.3%
% of Patients satisfied with the dentistry they have received	7	9	N/A	92.5%	92.9%	92.7%
% of Patients satisfied with the time they had to wait for an appointment	8	9	N/A	89.3%	88.8%	88.8%

* This is based on patients treated on this contract for their most recent course of treatment. Figures in italics indicate the base number of FP17s or Patient Questionnaire responses are less than 100. N/A is shown where the base number of responses is less than 10 during the period. % is calculated as Quantity/Base number*100

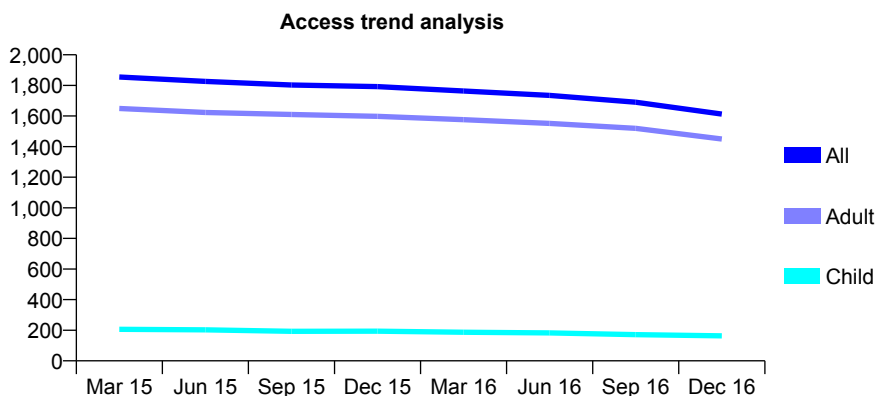
Q68 - Vital Signs At a Glance Contract Report for 907707/0001 - December 2016

Name or company name	MR DH GABE
Contract type name	GDS Contract
Purpose of contract	General
Contract start date	01/04/2006
Contract end date	

16/17 Contracted general activity (UDA)	6,857
Carry forward general activity (UDA)	161
16/17 Contracted orthodontic activity (UOA)	0
Carry forward orthodontic activity (UOA)	0
Baseline contract value	£164,223.40

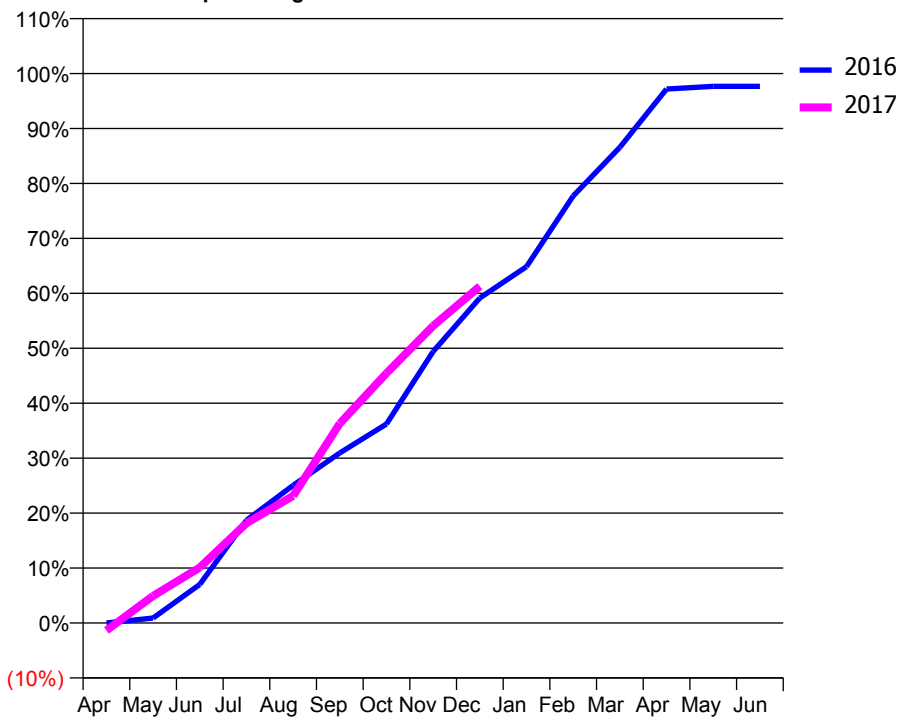
ACCESS*

Patients seen in 24 months	Total	Change since previous quarter
Quarter ending December 2015	1,792	
Quarter ending March 2016	1,763	↓
Quarter ending June 2016	1,735	↓
Quarter ending September 2016	1,690	↓
Quarter ending December 2016	1,613	↓
Variance since December 2015	(10.0%)	↓



ACTIVITY

Cumulative percentage of contracted UDA delivered 2016 & 2017



Month	Adjusted Scheduled Activity (UDA)	
	2016	2017
April	0	-94
May	62	339
June	481	693
July	1,282	1,246
August	1,718	1,587
September	2,122	2,490
October	2,483	3,117
November	3,389	3,708
December	4,056	4,203
January	4,446	
February	5,328	
March	5,936	
April	6,664	
May	6,697	
June	6,696	

QUALITY

	Quantity	Base Number	Contract	AT	Region	England
% of FP17s for the same patient ID Re-attending within 3 months - Children	8	196	4.1%	9.9%	11.9%	12.4%
% of FP17s for the same patient ID Re-attending within 3 months - Adults	431	2,002	21.5%	15.8%	16.5%	16.6%
% of FP17s for the same patient ID Re-attending between 3 & 9 months - Children	144	196	73.5%	59.0%	60.2%	57.5%
% of FP17s for the same patient ID Re-attending between 3 & 9 months - Adults	1,260	2,002	62.9%	51.0%	52.0%	50.4%
% of FP17s for Band 1 Urgent Courses	126	1,950	6.5%	9.5%	9.5%	9.1%
% of FP17s Relating to Free Repair or Replacements	24	1,950	1.2%	0.6%	0.7%	0.8%
% of FP17s Relating to Continuations	67	1,950	3.4%	1.1%	1.2%	1.3%
% of Patients satisfied with the dentistry they have received	4	4	N/A	92.5%	92.9%	92.7%
% of Patients satisfied with the time they had to wait for an appointment	3	4	N/A	89.3%	88.8%	88.8%

* This is based on patients treated on this contract for their most recent course of treatment. Figures in italics indicate the base number of FP17s or Patient Questionnaire responses are less than 100. N/A is shown where the base number of responses is less than 10 during the period. % is calculated as Quantity/Base number*100

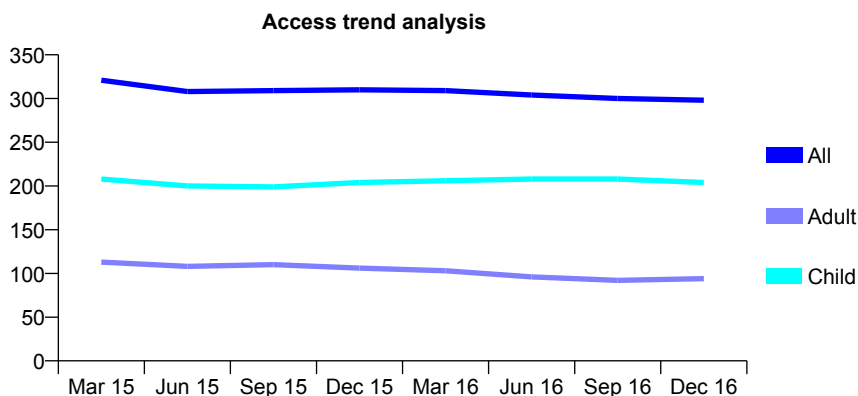
Q68 - Vital Signs At a Glance Contract Report for 911445/0001 - December 2016

Name or company name	MR JE REED
Contract type name	GDS Contract
Purpose of contract	General
Contract start date	01/04/2006
Contract end date	

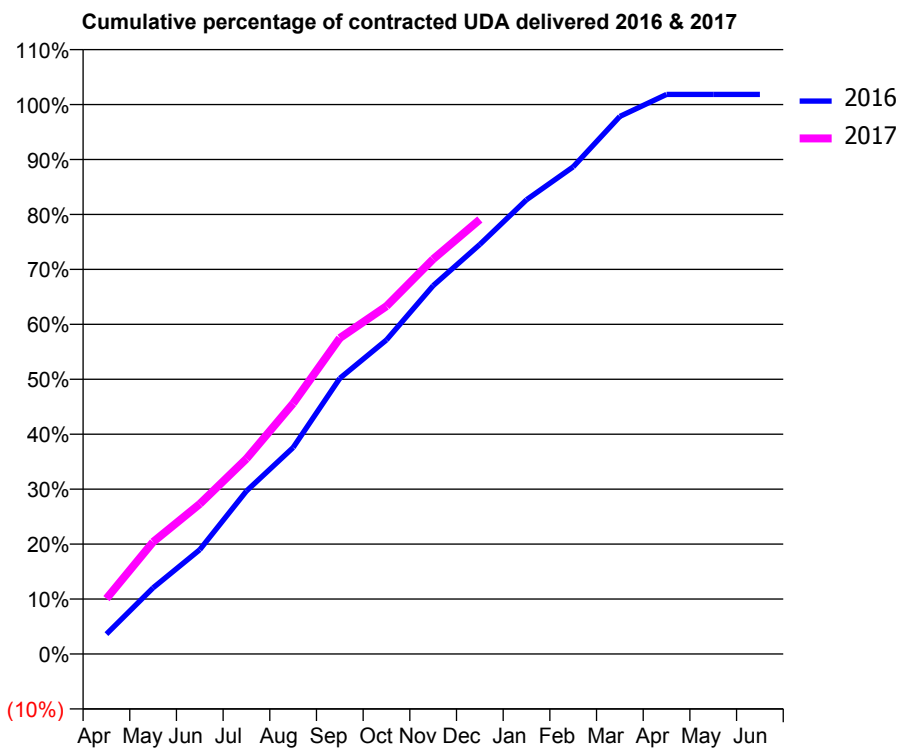
16/17 Contracted general activity (UDA)	825
Carry forward general activity (UDA)	-15
16/17 Contracted orthodontic activity (UOA)	0
Carry forward orthodontic activity (UOA)	0
Baseline contract value	£20,212.76

ACCESS*

Patients seen in 24 months	Total	Change since previous quarter
Quarter ending December 2015	310	
Quarter ending March 2016	309	→
Quarter ending June 2016	304	↓
Quarter ending September 2016	300	↓
Quarter ending December 2016	298	→
Variance since December 2015	(3.9%)	↓



ACTIVITY



Month	Adjusted Scheduled Activity (UDA)	
	2016	2017
April	30	83
May	99	168
June	157	225
July	245	293
August	310	376
September	414	474
October	472	522
November	553	593
December	615	652
January	682	
February	731	
March	807	
April	840	
May	840	
June	840	

QUALITY

	Quantity	Base Number	Contract	AT	Region	England
% of FP17s for the same patient ID Re-attending within 3 months - Children	56	306	18.3%	9.9%	11.9%	12.4%
% of FP17s for the same patient ID Re-attending within 3 months - Adults	39	106	36.8%	15.8%	16.5%	16.6%
% of FP17s for the same patient ID Re-attending between 3 & 9 months - Children	189	306	61.8%	59.0%	60.2%	57.5%
% of FP17s for the same patient ID Re-attending between 3 & 9 months - Adults	40	106	37.7%	51.0%	52.0%	50.4%
% of FP17s for Band 1 Urgent Courses	42	388	10.8%	9.5%	9.5%	9.1%
% of FP17s Relating to Free Repair or Replacements	0	388	0.0%	0.6%	0.7%	0.8%
% of FP17s Relating to Continuations	1	388	0.3%	1.1%	1.2%	1.3%
% of Patients satisfied with the dentistry they have received	0	0	N/A	92.5%	92.9%	92.7%
% of Patients satisfied with the time they had to wait for an appointment	0	0	N/A	89.3%	88.8%	88.8%

* This is based on patients treated on this contract for their most recent course of treatment. Figures in italics indicate the base number of FP17s or Patient Questionnaire responses are less than 100. N/A is shown where the base number of responses is less than 10 during the period. % is calculated as Quantity/Base number*100

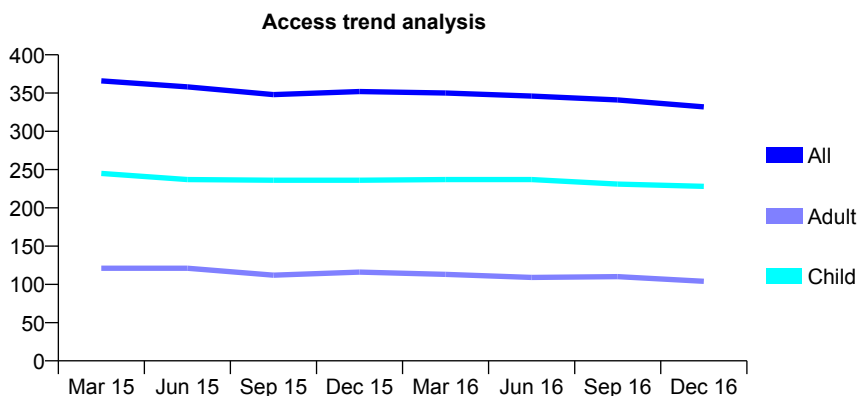
Q68 - Vital Signs At a Glance Contract Report for 911607/0001 - December 2016

Name or company name	MR NJ MARSHALL
Contract type name	GDS Contract
Purpose of contract	General
Contract start date	01/04/2006
Contract end date	

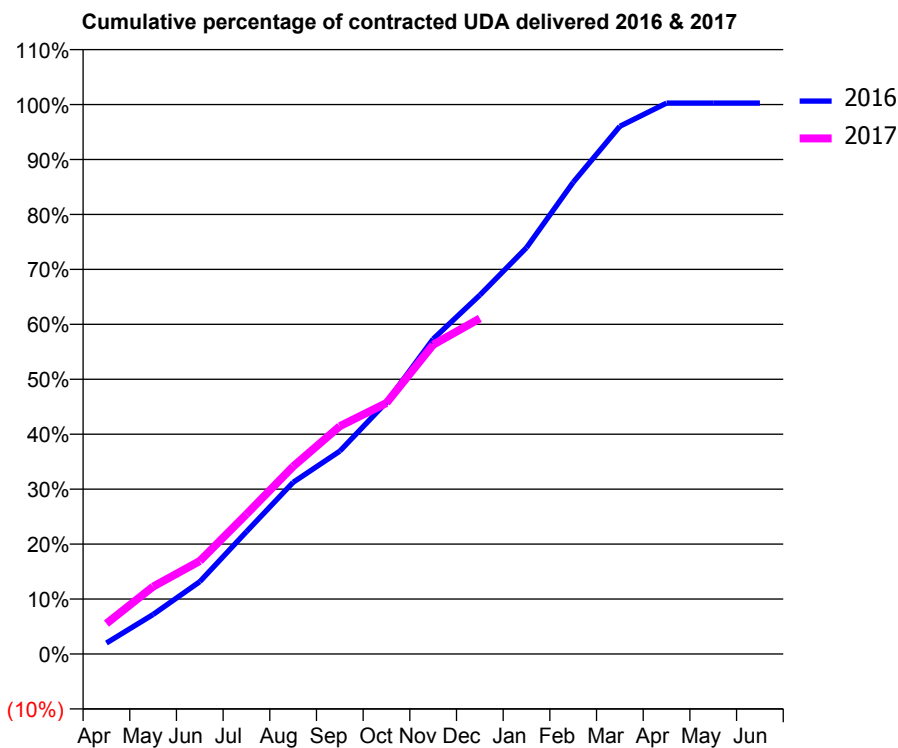
16/17 Contracted general activity (UDA)	756
Carry forward general activity (UDA)	-2
16/17 Contracted orthodontic activity (UOA)	0
Carry forward orthodontic activity (UOA)	0
Baseline contract value	£16,748.42

ACCESS*

Patients seen in 24 months	Total	Change since previous quarter
Quarter ending December 2015	352	
Quarter ending March 2016	350	→
Quarter ending June 2016	346	↓
Quarter ending September 2016	341	↓
Quarter ending December 2016	332	↓
Variance since December 2015	(5.7%)	↓



ACTIVITY



Month	Adjusted Scheduled Activity (UDA)	
	2016	2017
April	15	42
May	54	93
June	100	128
July	168	192
August	236	258
September	279	313
October	346	345
November	433	426
December	494	462
January	559	
February	649	
March	726	
April	758	
May	758	
June	758	

QUALITY

	Quantity	Base Number	Contract	AT	Region	England
% of FP17s for the same patient ID Re-attending within 3 months - Children	7	276	2.5%	9.9%	11.9%	12.4%
% of FP17s for the same patient ID Re-attending within 3 months - Adults	9	84	10.7%	15.8%	16.5%	16.6%
% of FP17s for the same patient ID Re-attending between 3 & 9 months - Children	215	276	77.9%	59.0%	60.2%	57.5%
% of FP17s for the same patient ID Re-attending between 3 & 9 months - Adults	48	84	57.1%	51.0%	52.0%	50.4%
% of FP17s for Band 1 Urgent Courses	13	337	3.9%	9.5%	9.5%	9.1%
% of FP17s Relating to Free Repair or Replacements	0	337	0.0%	0.6%	0.7%	0.8%
% of FP17s Relating to Continuations	0	337	0.0%	1.1%	1.2%	1.3%
% of Patients satisfied with the dentistry they have received	0	0	N/A	92.5%	92.9%	92.7%
% of Patients satisfied with the time they had to wait for an appointment	0	0	N/A	89.3%	88.8%	88.8%

* This is based on patients treated on this contract for their most recent course of treatment. Figures in italics indicate the base number of FP17s or Patient Questionnaire responses are less than 100. N/A is shown where the base number of responses is less than 10 during the period. % is calculated as Quantity/Base number*100

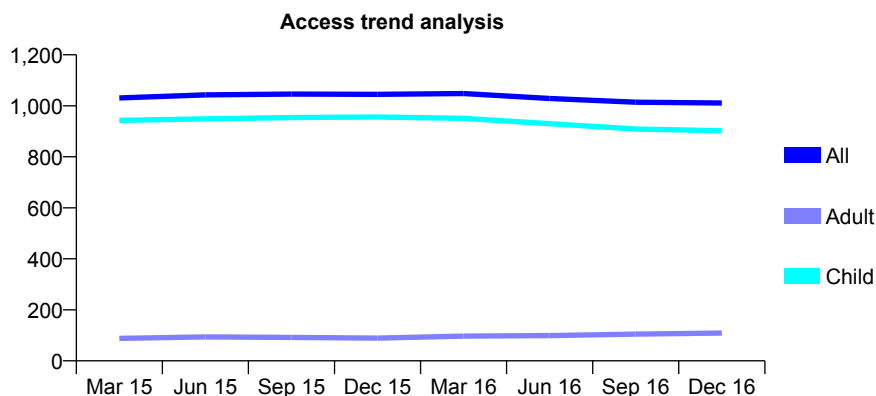
Q68 - Vital Signs At a Glance Contract Report for 913219/0001 - December 2016

Name or company name	MR AO REEVES
Contract type name	GDS Contract
Purpose of contract	General
Contract start date	01/04/2006
Contract end date	

16/17 Contracted general activity (UDA)	1,987
Carry forward general activity (UDA)	-27
16/17 Contracted orthodontic activity (UOA)	0
Carry forward orthodontic activity (UOA)	0
Baseline contract value	£44,155.12

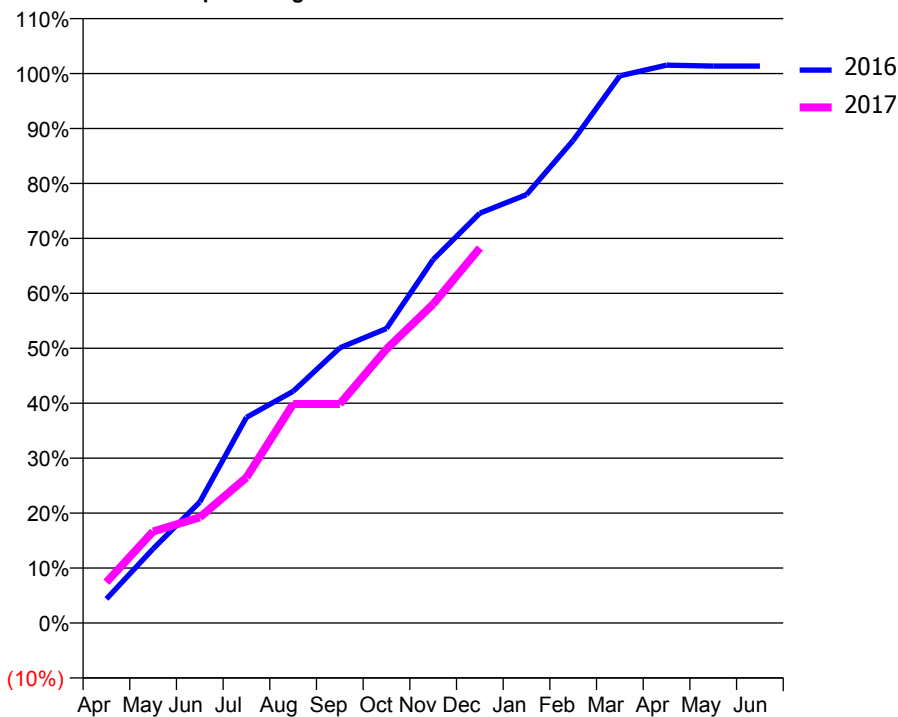
ACCESS*

Patients seen in 24 months	Total	Change since previous quarter
Quarter ending December 2015	1,045	
Quarter ending March 2016	1,048	→
Quarter ending June 2016	1,029	↓
Quarter ending September 2016	1,014	↓
Quarter ending December 2016	1,011	→
Variance since December 2015	(3.3%)	↓



ACTIVITY

Cumulative percentage of contracted UDA delivered 2016 & 2017



Month	Adjusted Scheduled Activity (UDA)	
	2016	2017
April	87	148
May	268	331
June	438	382
July	744	526
August	838	792
September	995	792
October	1,065	991
November	1,314	1,153
December	1,482	1,356
January	1,549	
February	1,745	
March	1,979	
April	2,017	
May	2,014	
June	2,014	

QUALITY

	Quantity	Base Number	Contract	AT	Region	England
% of FP17s for the same patient ID Re-attending within 3 months - Children	31	1,141	2.7%	9.9%	11.9%	12.4%
% of FP17s for the same patient ID Re-attending within 3 months - Adults	0	4	0.0%	15.8%	16.5%	16.6%
% of FP17s for the same patient ID Re-attending between 3 & 9 months - Children	908	1,141	79.6%	59.0%	60.2%	57.5%
% of FP17s for the same patient ID Re-attending between 3 & 9 months - Adults	2	4	50.0%	51.0%	52.0%	50.4%
% of FP17s for Band 1 Urgent Courses	16	1,118	1.4%	9.5%	9.5%	9.1%
% of FP17s Relating to Free Repair or Replacements	0	1,118	0.0%	0.6%	0.7%	0.8%
% of FP17s Relating to Continuations	0	1,118	0.0%	1.1%	1.2%	1.3%
% of Patients satisfied with the dentistry they have received	0	0	N/A	92.5%	92.9%	92.7%
% of Patients satisfied with the time they had to wait for an appointment	0	0	N/A	89.3%	88.8%	88.8%

* This is based on patients treated on this contract for their most recent course of treatment. Figures in italics indicate the base number of FP17s or Patient Questionnaire responses are less than 100. N/A is shown where the base number of responses is less than 10 during the period. % is calculated as Quantity/Base number*100

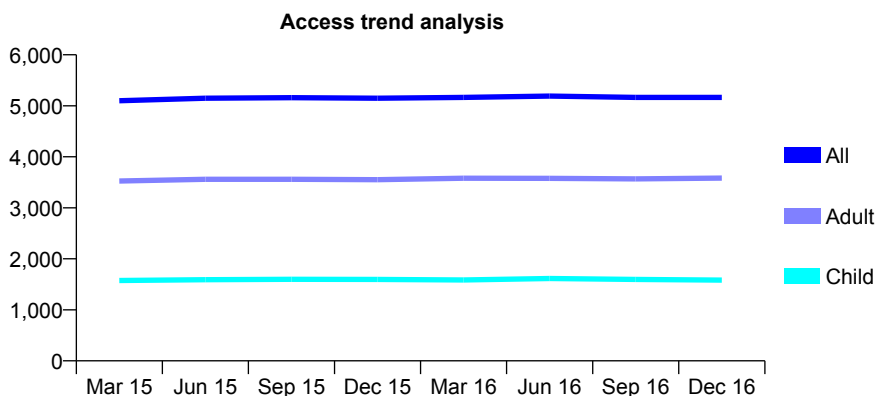
Q68 - Vital Signs At a Glance Contract Report for 913553/0001 - December 2016

Name or company name	MR AM BROWN
Contract type name	GDS Contract
Purpose of contract	General
Contract start date	01/04/2006
Contract end date	

16/17 Contracted general activity (UDA)	11,982
Carry forward general activity (UDA)	47
16/17 Contracted orthodontic activity (UOA)	0
Carry forward orthodontic activity (UOA)	0
Baseline contract value	£280,263.81

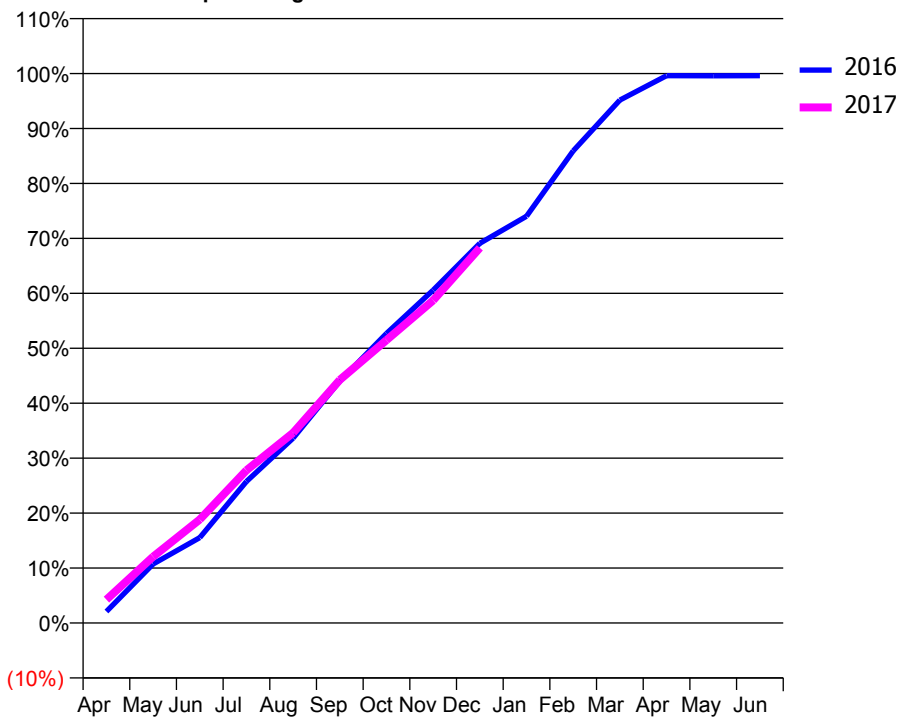
ACCESS*

Patients seen in 24 months	Total	Change since previous quarter
Quarter ending December 2015	5,148	
Quarter ending March 2016	5,165	→
Quarter ending June 2016	5,192	→
Quarter ending September 2016	5,165	→
Quarter ending December 2016	5,166	→
Variance since December 2015	0.3%	→



ACTIVITY

Cumulative percentage of contracted UDA delivered 2016 & 2017



Month	Adjusted Scheduled Activity (UDA)	
	2016	2017
April	251	510
May	1,285	1,447
June	1,862	2,256
July	3,086	3,332
August	4,032	4,148
September	5,275	5,303
October	6,313	6,169
November	7,258	7,034
December	8,279	8,182
January	8,870	
February	10,295	
March	11,402	
April	11,935	
May	11,931	
June	11,935	

QUALITY

	Quantity	Base Number	Contract	AT	Region	England
% of FP17s for the same patient ID Re-attending within 3 months - Children	94	1,909	4.9%	9.9%	11.9%	12.4%
% of FP17s for the same patient ID Re-attending within 3 months - Adults	397	3,692	10.8%	15.8%	16.5%	16.6%
% of FP17s for the same patient ID Re-attending between 3 & 9 months - Children	1,350	1,909	70.7%	59.0%	60.2%	57.5%
% of FP17s for the same patient ID Re-attending between 3 & 9 months - Adults	2,081	3,692	56.4%	51.0%	52.0%	50.4%
% of FP17s for Band 1 Urgent Courses	424	5,272	8.0%	9.5%	9.5%	9.1%
% of FP17s Relating to Free Repair or Replacements	12	5,272	0.2%	0.6%	0.7%	0.8%
% of FP17s Relating to Continuations	0	5,272	0.0%	1.1%	1.2%	1.3%
% of Patients satisfied with the dentistry they have received	6	7	N/A	92.5%	92.9%	92.7%
% of Patients satisfied with the time they had to wait for an appointment	7	7	N/A	89.3%	88.8%	88.8%

* This is based on patients treated on this contract for their most recent course of treatment. Figures in italics indicate the base number of FP17s or Patient Questionnaire responses are less than 100. N/A is shown where the base number of responses is less than 10 during the period. % is calculated as Quantity/Base number*100

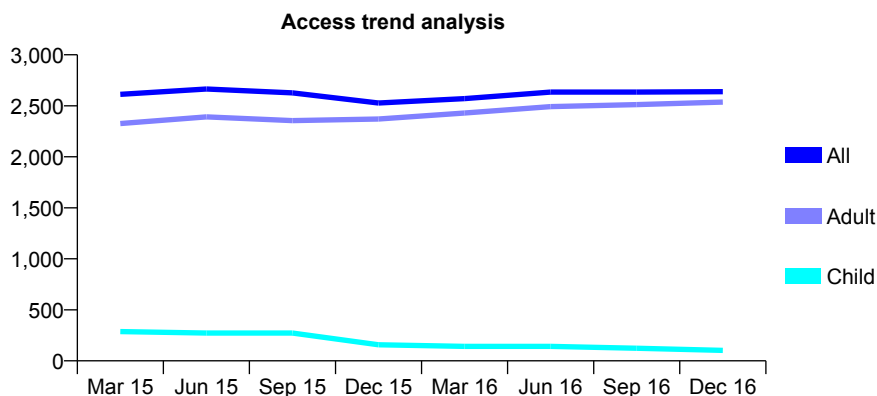
Q68 - Vital Signs At a Glance Contract Report for 914673/0002 - December 2016

Name or company name	MR M SEIFOURI
Contract type name	GDS Contract
Purpose of contract	General
Contract start date	01/08/2011
Contract end date	

16/17 Contracted general activity (UDA)	7,753
Carry forward general activity (UDA)	-36
16/17 Contracted orthodontic activity (UOA)	0
Carry forward orthodontic activity (UOA)	0
Baseline contract value	£224,006.68

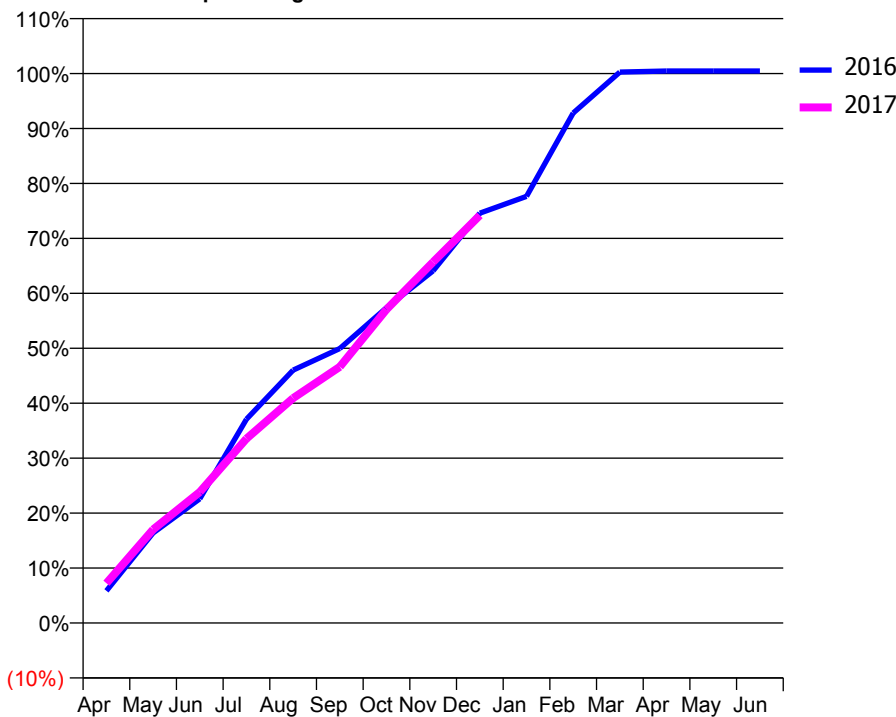
ACCESS*

Patients seen in 24 months	Total	Change since previous quarter
Quarter ending December 2015	2,528	
Quarter ending March 2016	2,571	→
Quarter ending June 2016	2,634	↑
Quarter ending September 2016	2,635	→
Quarter ending December 2016	2,639	→
Variance since December 2015	4.4%	↑



ACTIVITY

Cumulative percentage of contracted UDA delivered 2016 & 2017



Month	Adjusted Scheduled Activity (UDA)	
	2016	2017
April	455	562
May	1,272	1,320
June	1,753	1,848
July	2,876	2,602
August	3,569	3,174
September	3,873	3,616
October	4,448	4,423
November	4,970	5,093
December	5,783	5,753
January	6,020	
February	7,195	
March	7,773	
April	7,789	
May	7,789	
June	7,789	

QUALITY

	Quantity	Base Number	Contract	AT	Region	England
% of FP17s for the same patient ID Re-attending within 3 months - Children	4	119	3.4%	9.9%	11.9%	12.4%
% of FP17s for the same patient ID Re-attending within 3 months - Adults	163	2,264	7.2%	15.8%	16.5%	16.6%
% of FP17s for the same patient ID Re-attending between 3 & 9 months - Children	14	119	11.8%	59.0%	60.2%	57.5%
% of FP17s for the same patient ID Re-attending between 3 & 9 months - Adults	865	2,264	38.2%	51.0%	52.0%	50.4%
% of FP17s for Band 1 Urgent Courses	34	2,374	1.4%	9.5%	9.5%	9.1%
% of FP17s Relating to Free Repair or Replacements	0	2,374	0.0%	0.6%	0.7%	0.8%
% of FP17s Relating to Continuations	0	2,374	0.0%	1.1%	1.2%	1.3%
% of Patients satisfied with the dentistry they have received	2	2	N/A	92.5%	92.9%	92.7%
% of Patients satisfied with the time they had to wait for an appointment	2	2	N/A	89.3%	88.8%	88.8%

* This is based on patients treated on this contract for their most recent course of treatment. Figures in italics indicate the base number of FP17s or Patient Questionnaire responses are less than 100. N/A is shown where the base number of responses is less than 10 during the period. % is calculated as Quantity/Base number*100

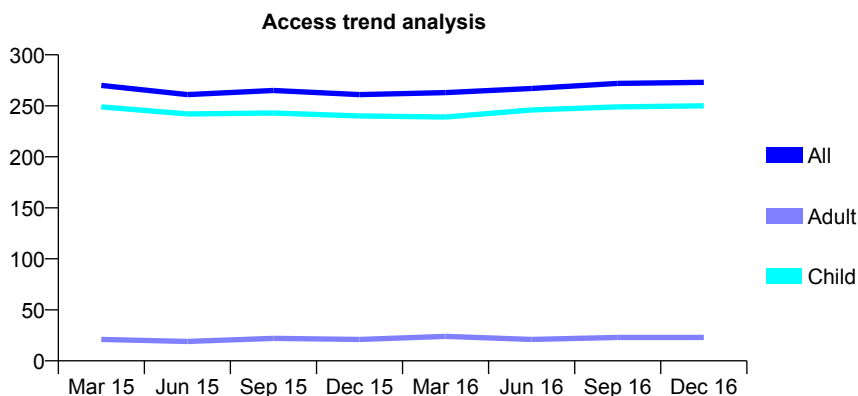
Q68 - Vital Signs At a Glance Contract Report for 916994/0001 - December 2016

Name or company name	MR MD SETTERS
Contract type name	GDS Contract
Purpose of contract	General
Contract start date	01/04/2006
Contract end date	

16/17 Contracted general activity (UDA)	425
Carry forward general activity (UDA)	-1
16/17 Contracted orthodontic activity (UOA)	0
Carry forward orthodontic activity (UOA)	0
Baseline contract value	£10,301.29

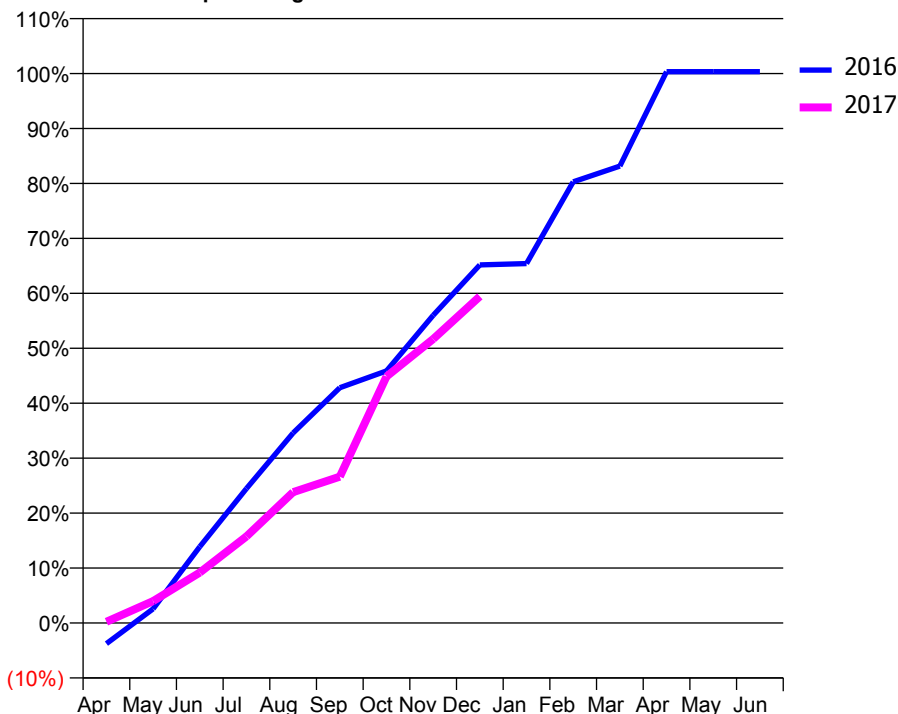
ACCESS*

Patients seen in 24 months	Total	Change since previous quarter
Quarter ending December 2015	261	
Quarter ending March 2016	263	→
Quarter ending June 2016	267	→
Quarter ending September 2016	272	→
Quarter ending December 2016	273	→
Variance since December 2015	4.6%	↑



ACTIVITY

Cumulative percentage of contracted UDA delivered 2016 & 2017



Month	Adjusted Scheduled Activity (UDA)	
	2016	2017
April	-16	1
May	11	17
June	59	39
July	104	67
August	147	101
September	182	113
October	195	191
November	238	220
December	277	253
January	278	
February	341	
March	353	
April	426	
May	426	
June	426	

QUALITY

	Quantity	Base Number	Contract	AT	Region	England
% of FP17s for the same patient ID Re-attending within 3 months - Children	12	273	4.4%	9.9%	11.9%	12.4%
% of FP17s for the same patient ID Re-attending within 3 months - Adults	0	0	N/A	15.8%	16.5%	16.6%
% of FP17s for the same patient ID Re-attending between 3 & 9 months - Children	133	273	48.7%	59.0%	60.2%	57.5%
% of FP17s for the same patient ID Re-attending between 3 & 9 months - Adults	0	0	N/A	51.0%	52.0%	50.4%
% of FP17s for Band 1 Urgent Courses	3	212	1.4%	9.5%	9.5%	9.1%
% of FP17s Relating to Free Repair or Replacements	0	212	0.0%	0.6%	0.7%	0.8%
% of FP17s Relating to Continuations	0	212	0.0%	1.1%	1.2%	1.3%
% of Patients satisfied with the dentistry they have received	0	0	N/A	92.5%	92.9%	92.7%
% of Patients satisfied with the time they had to wait for an appointment	0	0	N/A	89.3%	88.8%	88.8%

* This is based on patients treated on this contract for their most recent course of treatment. Figures in italics indicate the base number of FP17s or Patient Questionnaire responses are less than 100. N/A is shown where the base number of responses is less than 10 during the period. % is calculated as Quantity/Base number*100

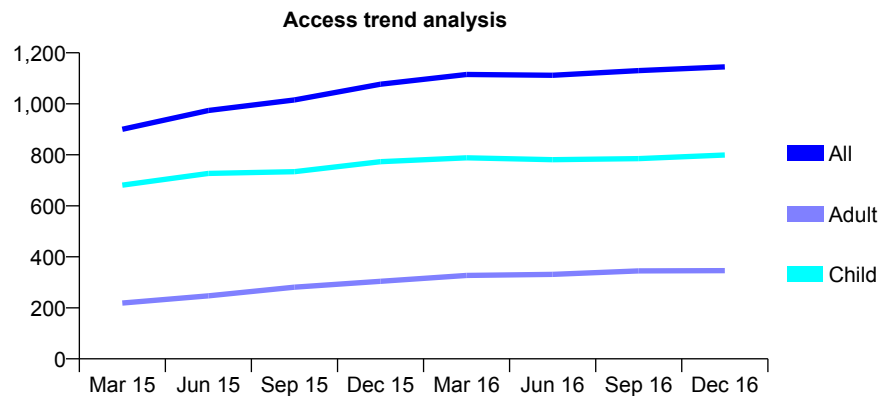
Q68 - Vital Signs At a Glance Contract Report for 917982/0001 - December 2016

Name or company name	MISS M SPEAKMAN
Contract type name	GDS Contract
Purpose of contract	General
Contract start date	01/04/2014
Contract end date	

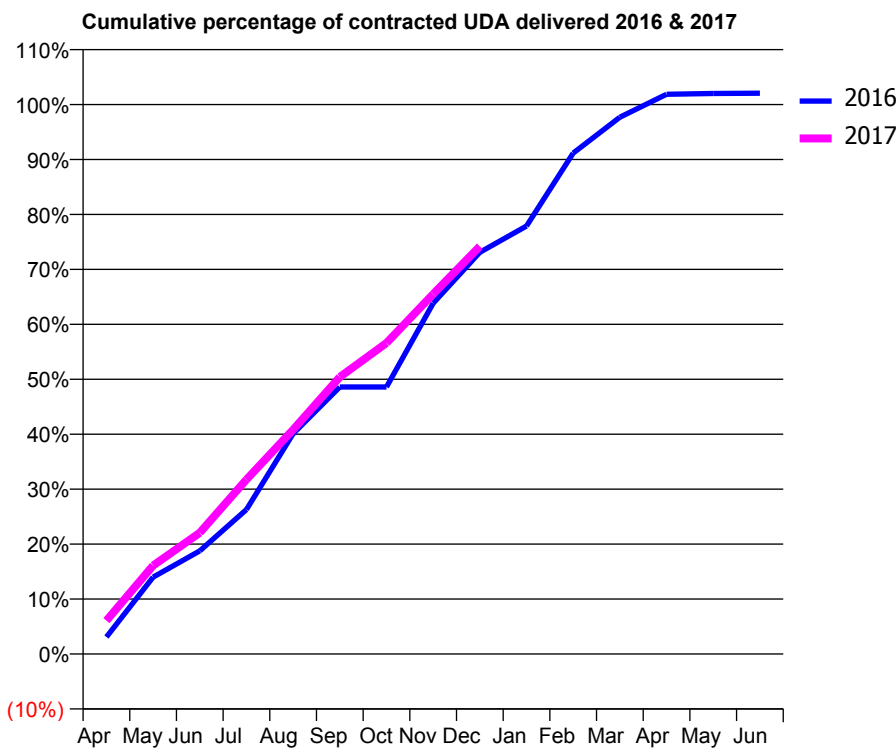
16/17 Contracted general activity (UDA)	2,100
Carry forward general activity (UDA)	-42
16/17 Contracted orthodontic activity (UOA)	0
Carry forward orthodontic activity (UOA)	0
Baseline contract value	£46,663.96

ACCESS*

Patients seen in 24 months	Total	Change since previous quarter
Quarter ending December 2015	1,077	
Quarter ending March 2016	1,115	↑
Quarter ending June 2016	1,112	→
Quarter ending September 2016	1,130	→
Quarter ending December 2016	1,145	→
Variance since December 2015	6.3%	↑



ACTIVITY



Month	Adjusted Scheduled Activity (UDA)	
	2016	2017
April	65	128
May	294	338
June	394	463
July	552	667
August	842	857
September	1,020	1,059
October	1,020	1,189
November	1,340	1,376
December	1,535	1,558
January	1,636	
February	1,914	
March	2,052	
April	2,139	
May	2,142	
June	2,143	

QUALITY

	Quantity	Base Number	Contract	AT	Region	England
% of FP17s for the same patient ID Re-attending within 3 months - Children	44	991	4.4%	9.9%	11.9%	12.4%
% of FP17s for the same patient ID Re-attending within 3 months - Adults	19	274	6.9%	15.8%	16.5%	16.6%
% of FP17s for the same patient ID Re-attending between 3 & 9 months - Children	679	991	68.5%	59.0%	60.2%	57.5%
% of FP17s for the same patient ID Re-attending between 3 & 9 months - Adults	149	274	54.4%	51.0%	52.0%	50.4%
% of FP17s for Band 1 Urgent Courses	50	1,187	4.2%	9.5%	9.5%	9.1%
% of FP17s Relating to Free Repair or Replacements	1	1,187	0.1%	0.6%	0.7%	0.8%
% of FP17s Relating to Continuations	0	1,187	0.0%	1.1%	1.2%	1.3%
% of Patients satisfied with the dentistry they have received	2	2	N/A	92.5%	92.9%	92.7%
% of Patients satisfied with the time they had to wait for an appointment	2	2	N/A	89.3%	88.8%	88.8%

* This is based on patients treated on this contract for their most recent course of treatment. Figures in italics indicate the base number of FP17s or Patient Questionnaire responses are less than 100. N/A is shown where the base number of responses is less than 10 during the period. % is calculated as Quantity/Base number*100

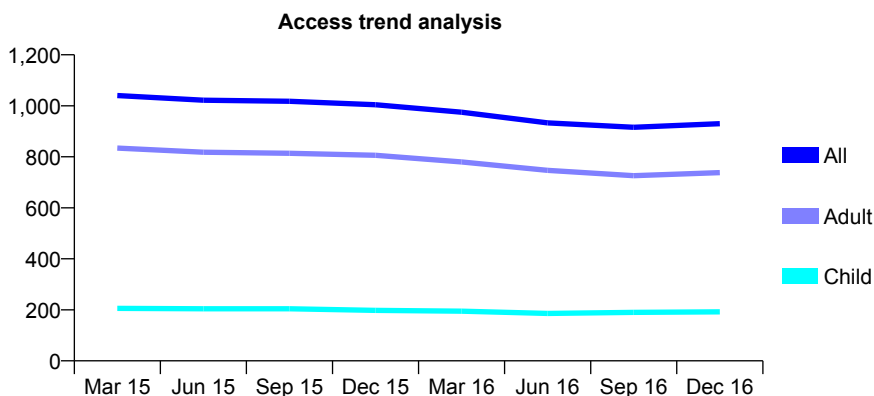
Q68 - Vital Signs At a Glance Contract Report for 919977/0001 - December 2016

Name or company name	MS JF ROYLE
Contract type name	GDS Contract
Purpose of contract	General
Contract start date	01/04/2006
Contract end date	

16/17 Contracted general activity (UDA)	2,800
Carry forward general activity (UDA)	0
16/17 Contracted orthodontic activity (UOA)	0
Carry forward orthodontic activity (UOA)	0
Baseline contract value	£70,297.55

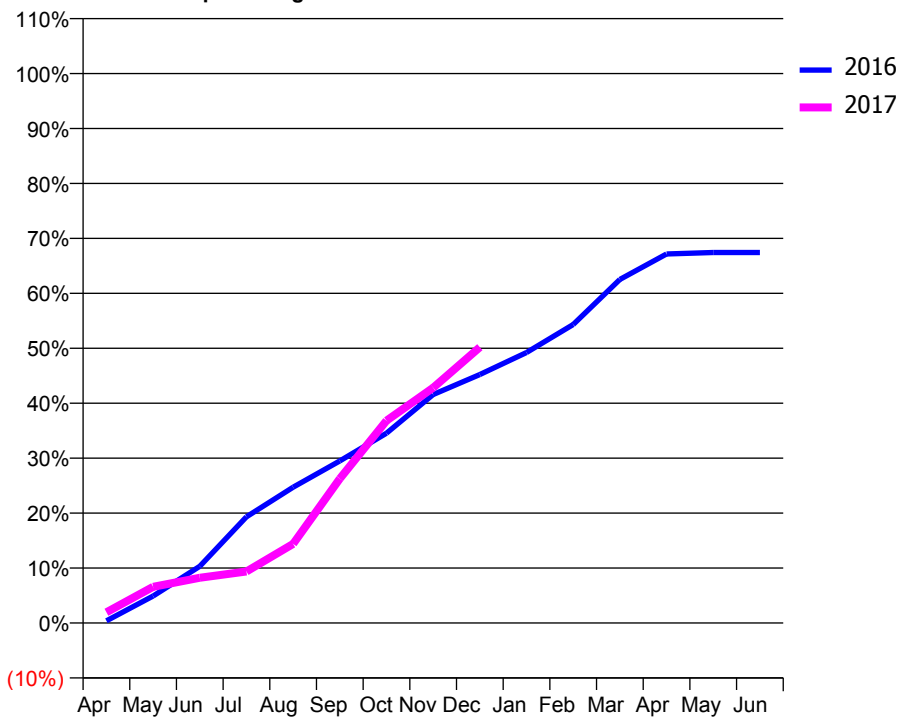
ACCESS*

Patients seen in 24 months	Total	Change since previous quarter
Quarter ending December 2015	1,004	
Quarter ending March 2016	975	↓
Quarter ending June 2016	933	↓
Quarter ending September 2016	916	↓
Quarter ending December 2016	930	→
Variance since December 2015	(7.4%)	↓



ACTIVITY

Cumulative percentage of contracted UDA delivered 2016 & 2017



Month	Adjusted Scheduled Activity (UDA)	
	2016	2017
April	12	54
May	152	185
June	320	231
July	599	262
August	766	403
September	914	735
October	1,071	1,031
November	1,289	1,199
December	1,402	1,405
January	1,526	
February	1,684	
March	1,938	
April	2,082	
May	2,090	
June	2,090	

QUALITY

	Quantity	Base Number	Contract	AT	Region	England
% of FP17s for the same patient ID Re-attending within 3 months - Children	8	160	5.0%	9.9%	11.9%	12.4%
% of FP17s for the same patient ID Re-attending within 3 months - Adults	55	572	9.6%	15.8%	16.5%	16.6%
% of FP17s for the same patient ID Re-attending between 3 & 9 months - Children	57	160	35.6%	59.0%	60.2%	57.5%
% of FP17s for the same patient ID Re-attending between 3 & 9 months - Adults	187	572	32.7%	51.0%	52.0%	50.4%
% of FP17s for Band 1 Urgent Courses	96	675	14.2%	9.5%	9.5%	9.1%
% of FP17s Relating to Free Repair or Replacements	9	675	1.3%	0.6%	0.7%	0.8%
% of FP17s Relating to Continuations	6	675	0.9%	1.1%	1.2%	1.3%
% of Patients satisfied with the dentistry they have received	1	1	N/A	92.5%	92.9%	92.7%
% of Patients satisfied with the time they had to wait for an appointment	1	1	N/A	89.3%	88.8%	88.8%

* This is based on patients treated on this contract for their most recent course of treatment. Figures in italics indicate the base number of FP17s or Patient Questionnaire responses are less than 100. N/A is shown where the base number of responses is less than 10 during the period. % is calculated as Quantity/Base number*100

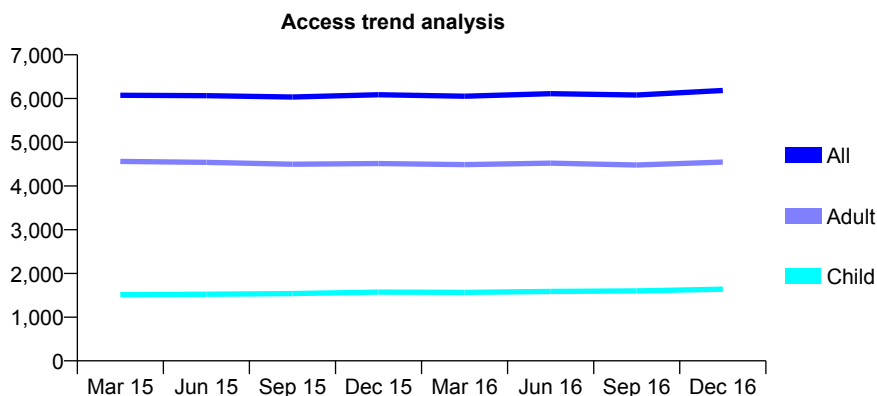
Q68 - Vital Signs At a Glance Contract Report for 921645/0004 - December 2016

Name or company name	Brightsmile Dental Care (Tadworth)
Contract type name	GDS Contract
Purpose of contract	General
Contract start date	01/04/2006
Contract end date	

16/17 Contracted general activity (UDA)	16,552
Carry forward general activity (UDA)	-331
16/17 Contracted orthodontic activity (UOA)	0
Carry forward orthodontic activity (UOA)	0
Baseline contract value	£444,378.07

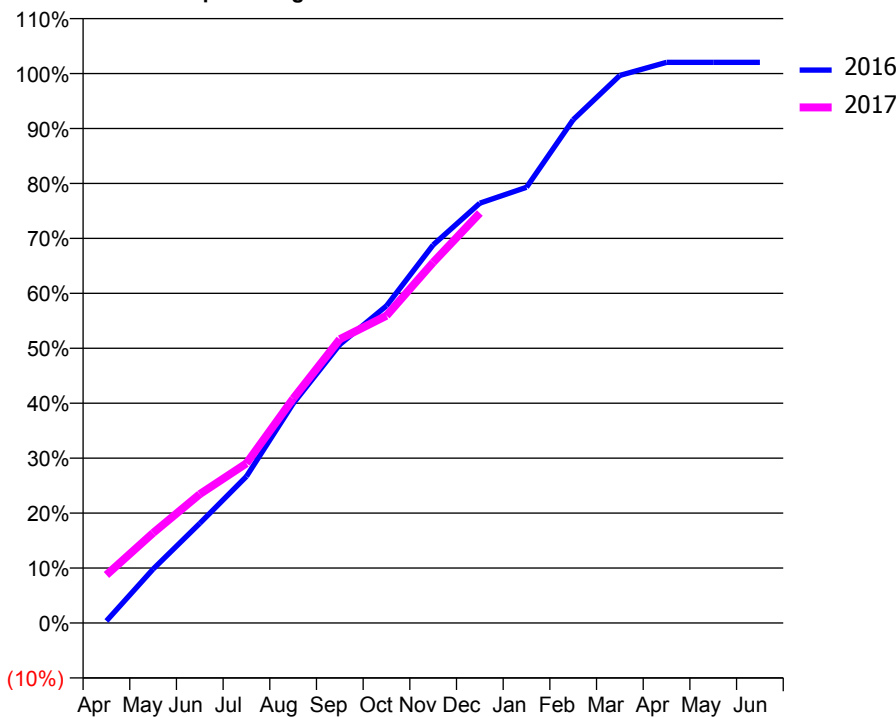
ACCESS*

Patients seen in 24 months	Total	Change since previous quarter
Quarter ending December 2015	6,087	
Quarter ending March 2016	6,054	→
Quarter ending June 2016	6,111	→
Quarter ending September 2016	6,079	→
Quarter ending December 2016	6,183	→
Variance since December 2015	1.6%	→



ACTIVITY

Cumulative percentage of contracted UDA delivered 2016 & 2017



Month	Adjusted Scheduled Activity (UDA)	
	2016	2017
April	62	1,450
May	1,624	2,713
June	3,002	3,881
July	4,415	4,809
August	6,611	6,757
September	8,390	8,549
October	9,554	9,258
November	11,390	10,863
December	12,645	12,351
January	13,126	
February	15,163	
March	16,494	
April	16,889	
May	16,887	
June	16,887	

QUALITY

	Quantity	Base Number	Contract	AT	Region	England
% of FP17s for the same patient ID Re-attending within 3 months - Children	64	1,480	4.3%	9.9%	11.9%	12.4%
% of FP17s for the same patient ID Re-attending within 3 months - Adults	299	3,721	8.0%	15.8%	16.5%	16.6%
% of FP17s for the same patient ID Re-attending between 3 & 9 months - Children	779	1,480	52.6%	59.0%	60.2%	57.5%
% of FP17s for the same patient ID Re-attending between 3 & 9 months - Adults	1,747	3,721	46.9%	51.0%	52.0%	50.4%
% of FP17s for Band 1 Urgent Courses	264	4,928	5.4%	9.5%	9.5%	9.1%
% of FP17s Relating to Free Repair or Replacements	9	4,928	0.2%	0.6%	0.7%	0.8%
% of FP17s Relating to Continuations	10	4,928	0.2%	1.1%	1.2%	1.3%
% of Patients satisfied with the dentistry they have received	20	21	95.2%	92.5%	92.9%	92.7%
% of Patients satisfied with the time they had to wait for an appointment	21	21	100.0%	89.3%	88.8%	88.8%

* This is based on patients treated on this contract for their most recent course of treatment. Figures in italics indicate the base number of FP17s or Patient Questionnaire responses are less than 100. N/A is shown where the base number of responses is less than 10 during the period. % is calculated as Quantity/Base number*100

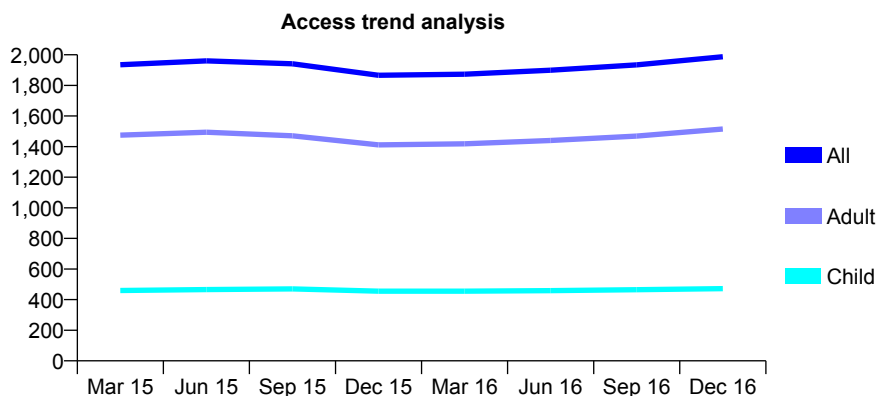
Q68 - Vital Signs At a Glance Contract Report for 921645/0005 - December 2016

Name or company name	Brightsmile Dental Care (Epsom)
Contract type name	GDS Contract
Purpose of contract	General
Contract start date	04/11/2009
Contract end date	

16/17 Contracted general activity (UDA)	5,000
Carry forward general activity (UDA)	-100
16/17 Contracted orthodontic activity (UOA)	0
Carry forward orthodontic activity (UOA)	0
Baseline contract value	£134,236.96

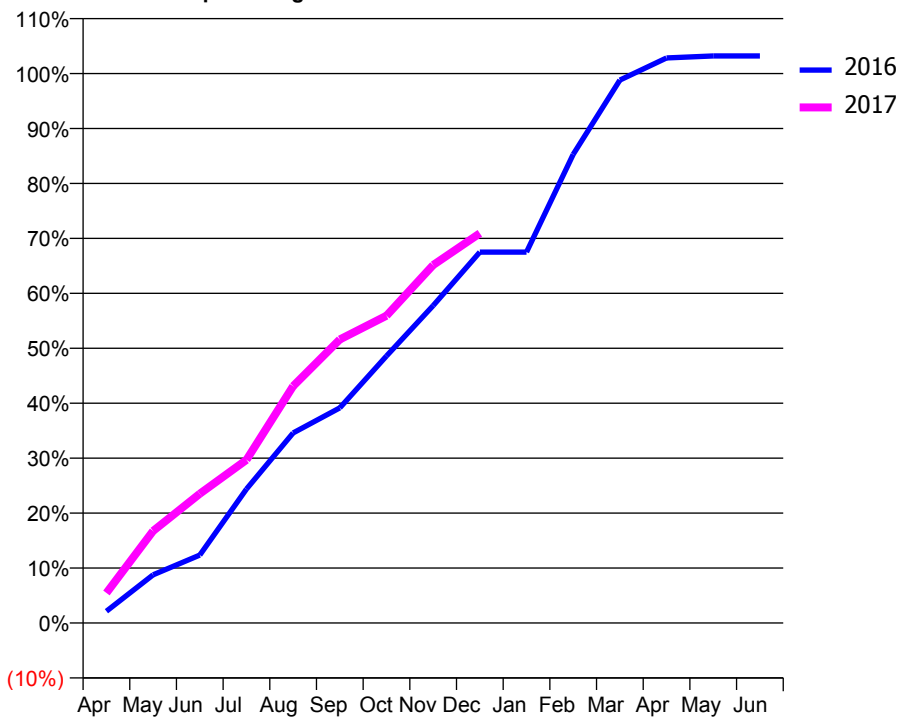
ACCESS*

Patients seen in 24 months	Total	Change since previous quarter
Quarter ending December 2015	1,866	
Quarter ending March 2016	1,873	→
Quarter ending June 2016	1,899	→
Quarter ending September 2016	1,934	→
Quarter ending December 2016	1,987	↑
Variance since December 2015	6.5%	↑



ACTIVITY

Cumulative percentage of contracted UDA delivered 2016 & 2017



Month	Adjusted Scheduled Activity (UDA)	
	2016	2017
April	107	274
May	438	838
June	618	1,176
July	1,219	1,485
August	1,730	2,155
September	1,957	2,580
October	2,429	2,796
November	2,889	3,257
December	3,375	3,546
January	3,375	
February	4,265	
March	4,940	
April	5,142	
May	5,160	
June	5,160	

QUALITY

	Quantity	Base Number	Contract	AT	Region	England
% of FP17s for the same patient ID Re-attending within 3 months - Children	22	418	5.3%	9.9%	11.9%	12.4%
% of FP17s for the same patient ID Re-attending within 3 months - Adults	115	1,155	10.0%	15.8%	16.5%	16.6%
% of FP17s for the same patient ID Re-attending between 3 & 9 months - Children	232	418	55.5%	59.0%	60.2%	57.5%
% of FP17s for the same patient ID Re-attending between 3 & 9 months - Adults	434	1,155	37.6%	51.0%	52.0%	50.4%
% of FP17s for Band 1 Urgent Courses	61	1,414	4.3%	9.5%	9.5%	9.1%
% of FP17s Relating to Free Repair or Replacements	3	1,414	0.2%	0.6%	0.7%	0.8%
% of FP17s Relating to Continuations	0	1,414	0.0%	1.1%	1.2%	1.3%
% of Patients satisfied with the dentistry they have received	4	4	N/A	92.5%	92.9%	92.7%
% of Patients satisfied with the time they had to wait for an appointment	4	4	N/A	89.3%	88.8%	88.8%

* This is based on patients treated on this contract for their most recent course of treatment. Figures in italics indicate the base number of FP17s or Patient Questionnaire responses are less than 100. N/A is shown where the base number of responses is less than 10 during the period. % is calculated as Quantity/Base number*100

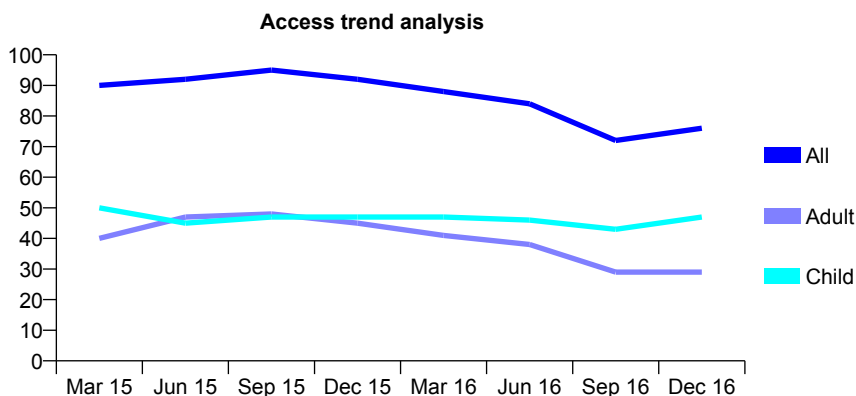
Q68 - Vital Signs At a Glance Contract Report for 921653/0001 - December 2016

Name or company name	MS RN CHADHA
Contract type name	GDS Contract
Purpose of contract	General
Contract start date	01/04/2006
Contract end date	

16/17 Contracted general activity (UDA)	163
Carry forward general activity (UDA)	2
16/17 Contracted orthodontic activity (UOA)	0
Carry forward orthodontic activity (UOA)	0
Baseline contract value	£4,092.33

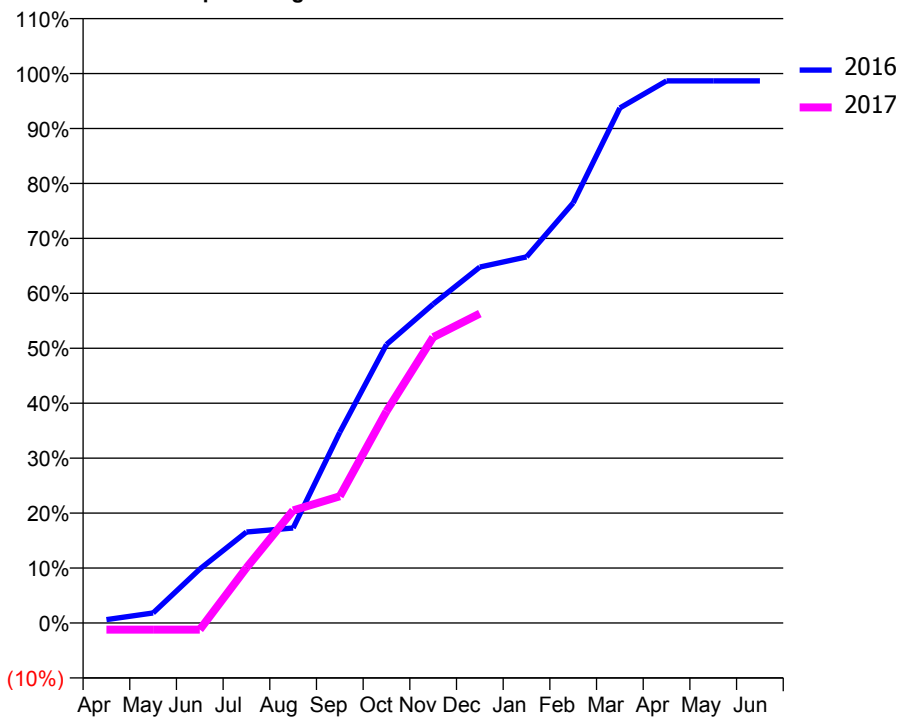
ACCESS*

Patients seen in 24 months	Total	Change since previous quarter
Quarter ending December 2015	92	
Quarter ending March 2016	88	↓
Quarter ending June 2016	84	↓
Quarter ending September 2016	72	↓
Quarter ending December 2016	76	↑
Variance since December 2015	(17.4%)	↓



ACTIVITY

Cumulative percentage of contracted UDA delivered 2016 & 2017



Adjusted Scheduled Activity (UDA)

Month	2016	2017
April	1	-2
May	3	-2
June	16	-2
July	27	16
August	28	33
September	57	38
October	83	63
November	95	85
December	106	92
January	109	
February	125	
March	153	
April	161	
May	161	
June	161	

QUALITY

	Quantity	Base Number	Contract	AT	Region	England
% of FP17s for the same patient ID Re-attending within 3 months - Children	2	47	4.3%	9.9%	11.9%	12.4%
% of FP17s for the same patient ID Re-attending within 3 months - Adults	0	11	0.0%	15.8%	16.5%	16.6%
% of FP17s for the same patient ID Re-attending between 3 & 9 months - Children	31	47	66.0%	59.0%	60.2%	57.5%
% of FP17s for the same patient ID Re-attending between 3 & 9 months - Adults	2	11	18.2%	51.0%	52.0%	50.4%
% of FP17s for Band 1 Urgent Courses	4	54	7.4%	9.5%	9.5%	9.1%
% of FP17s Relating to Free Repair or Replacements	0	54	0.0%	0.6%	0.7%	0.8%
% of FP17s Relating to Continuations	0	54	0.0%	1.1%	1.2%	1.3%
% of Patients satisfied with the dentistry they have received	0	0	N/A	92.5%	92.9%	92.7%
% of Patients satisfied with the time they had to wait for an appointment	0	0	N/A	89.3%	88.8%	88.8%

* This is based on patients treated on this contract for their most recent course of treatment. Figures in italics indicate the base number of FP17s or Patient Questionnaire responses are less than 100. N/A is shown where the base number of responses is less than 10 during the period. % is calculated as Quantity/Base number*100

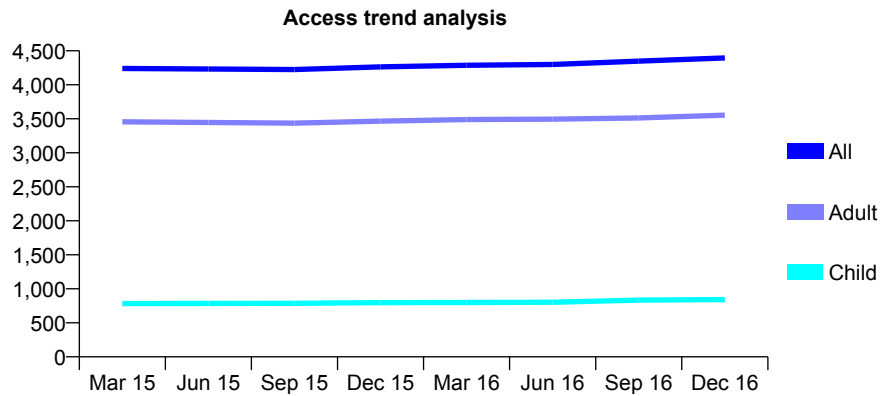
Q68 - Vital Signs At a Glance Contract Report for 921807/0001 - December 2016

Name or company name	MR RJ CURTIS
Contract type name	GDS Contract
Purpose of contract	General
Contract start date	01/04/2006
Contract end date	

16/17 Contracted general activity (UDA)	13,645
Carry forward general activity (UDA)	389
16/17 Contracted orthodontic activity (UOA)	0
Carry forward orthodontic activity (UOA)	0
Baseline contract value	£307,925.58

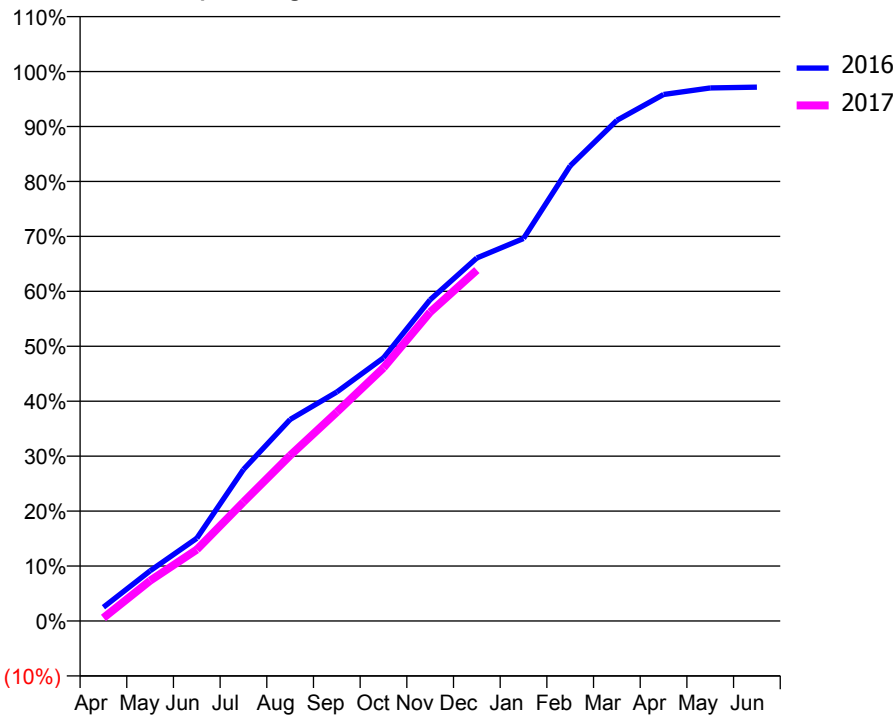
ACCESS*

Patients seen in 24 months	Total	Change since previous quarter
Quarter ending December 2015	4,264	
Quarter ending March 2016	4,288	→
Quarter ending June 2016	4,299	→
Quarter ending September 2016	4,348	→
Quarter ending December 2016	4,396	→
Variance since December 2015	3.1%	↑



ACTIVITY

Cumulative percentage of contracted UDA delivered 2016 & 2017



Month	Adjusted Scheduled Activity (UDA)	
	2016	2017
April	342	77
May	1,246	1,002
June	2,055	1,772
July	3,765	2,957
August	5,005	4,109
September	5,687	5,186
October	6,534	6,288
November	7,980	7,671
December	9,015	8,714
January	9,497	
February	11,302	
March	12,432	
April	13,074	
May	13,237	
June	13,256	

QUALITY

	Quantity	Base Number	Contract	AT	Region	England
% of FP17s for the same patient ID Re-attending within 3 months - Children	44	938	4.7%	9.9%	11.9%	12.4%
% of FP17s for the same patient ID Re-attending within 3 months - Adults	626	4,188	14.9%	15.8%	16.5%	16.6%
% of FP17s for the same patient ID Re-attending between 3 & 9 months - Children	592	938	63.1%	59.0%	60.2%	57.5%
% of FP17s for the same patient ID Re-attending between 3 & 9 months - Adults	2,540	4,188	60.6%	51.0%	52.0%	50.4%
% of FP17s for Band 1 Urgent Courses	215	4,762	4.5%	9.5%	9.5%	9.1%
% of FP17s Relating to Free Repair or Replacements	23	4,762	0.5%	0.6%	0.7%	0.8%
% of FP17s Relating to Continuations	179	4,762	3.8%	1.1%	1.2%	1.3%
% of Patients satisfied with the dentistry they have received	6	6	N/A	92.5%	92.9%	92.7%
% of Patients satisfied with the time they had to wait for an appointment	6	6	N/A	89.3%	88.8%	88.8%

* This is based on patients treated on this contract for their most recent course of treatment. Figures in italics indicate the base number of FP17s or Patient Questionnaire responses are less than 100. N/A is shown where the base number of responses is less than 10 during the period. % is calculated as Quantity/Base number*100

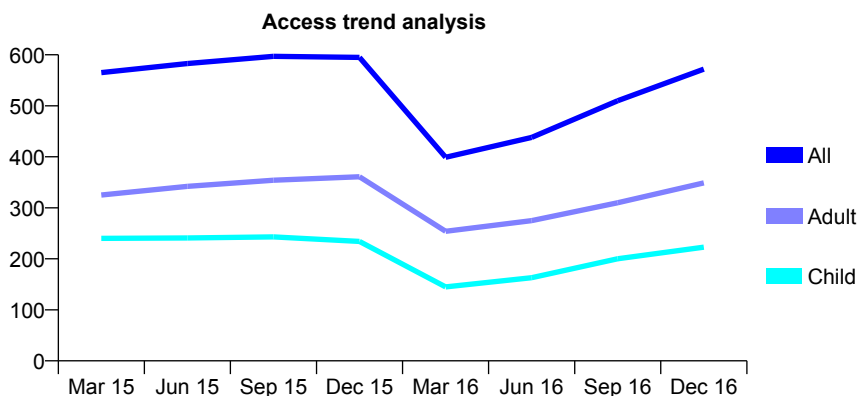
Q68 - Vital Signs At a Glance Contract Report for 929255/0001 - December 2016

Name or company name	MISS SR YOUSEF
Contract type name	GDS Contract
Purpose of contract	General
Contract start date	01/04/2006
Contract end date	

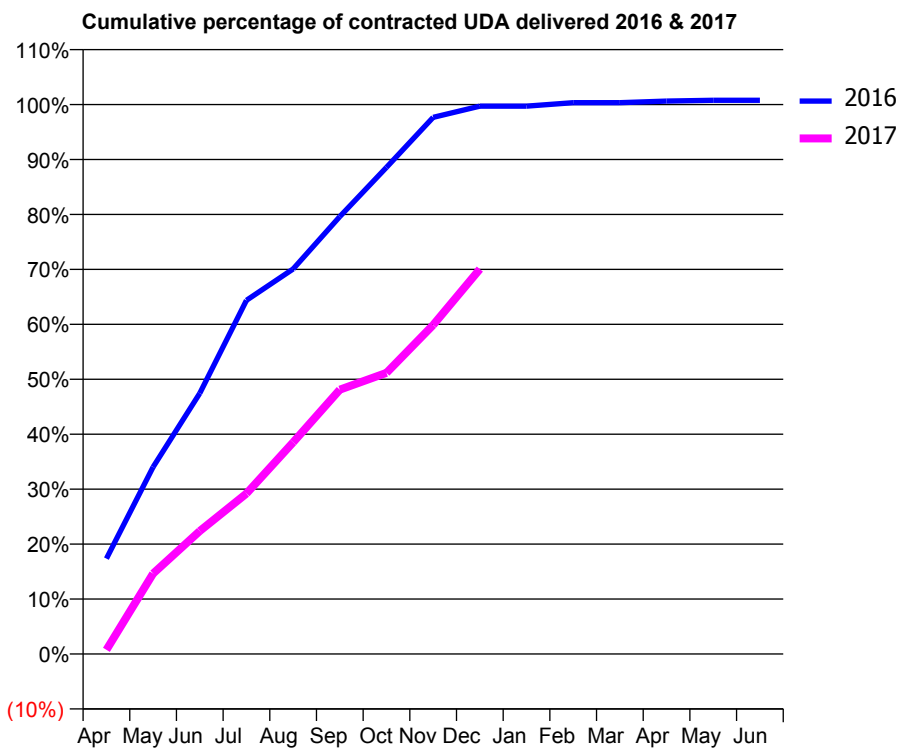
16/17 Contracted general activity (UDA)	1,311
Carry forward general activity (UDA)	-10
16/17 Contracted orthodontic activity (UOA)	0
Carry forward orthodontic activity (UOA)	0
Baseline contract value	£29,381.98

ACCESS*

Patients seen in 24 months	Total	Change since previous quarter
Quarter ending December 2015	595	
Quarter ending March 2016	399	↓
Quarter ending June 2016	438	↑
Quarter ending September 2016	510	↑
Quarter ending December 2016	572	↑
Variance since December 2015	(3.9%)	↓



ACTIVITY



Month	Adjusted Scheduled Activity (UDA)	
	2016	2017
April	228	10
May	446	192
June	622	294
July	844	383
August	919	505
September	1,044	631
October	1,161	671
November	1,280	785
December	1,307	918
January	1,307	
February	1,315	
March	1,315	
April	1,319	
May	1,321	
June	1,321	

QUALITY

	Quantity	Base Number	Contract	AT	Region	England
% of FP17s for the same patient ID Re-attending within 3 months - Children	6	254	2.4%	9.9%	11.9%	12.4%
% of FP17s for the same patient ID Re-attending within 3 months - Adults	32	350	9.1%	15.8%	16.5%	16.6%
% of FP17s for the same patient ID Re-attending between 3 & 9 months - Children	71	254	28.0%	59.0%	60.2%	57.5%
% of FP17s for the same patient ID Re-attending between 3 & 9 months - Adults	81	350	23.1%	51.0%	52.0%	50.4%
% of FP17s for Band 1 Urgent Courses	26	578	4.5%	9.5%	9.5%	9.1%
% of FP17s Relating to Free Repair or Replacements	0	578	0.0%	0.6%	0.7%	0.8%
% of FP17s Relating to Continuations	4	578	0.7%	1.1%	1.2%	1.3%
% of Patients satisfied with the dentistry they have received	2	2	N/A	92.5%	92.9%	92.7%
% of Patients satisfied with the time they had to wait for an appointment	2	2	N/A	89.3%	88.8%	88.8%

* This is based on patients treated on this contract for their most recent course of treatment. Figures in italics indicate the base number of FP17s or Patient Questionnaire responses are less than 100. N/A is shown where the base number of responses is less than 10 during the period. % is calculated as Quantity/Base number*100

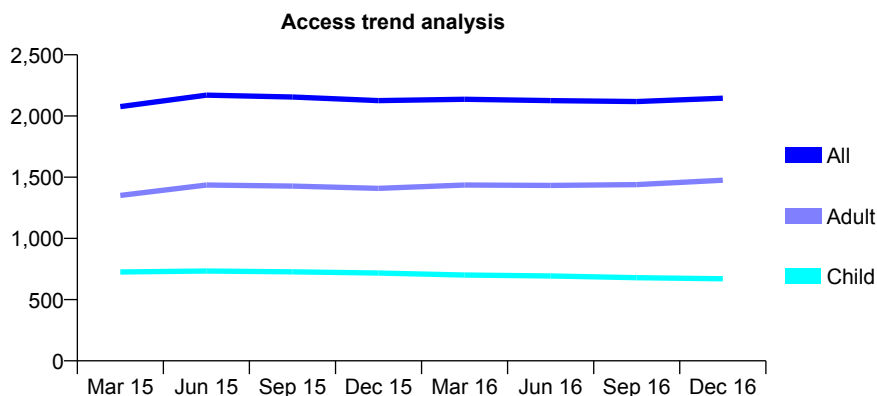
Q68 - Vital Signs At a Glance Contract Report for 931888/0001 - December 2016

Name or company name	MRS JN MASON
Contract type name	GDS Contract
Purpose of contract	General
Contract start date	01/04/2006
Contract end date	

16/17 Contracted general activity (UDA)	4,652
Carry forward general activity (UDA)	7
16/17 Contracted orthodontic activity (UOA)	0
Carry forward orthodontic activity (UOA)	0
Baseline contract value	£107,496.12

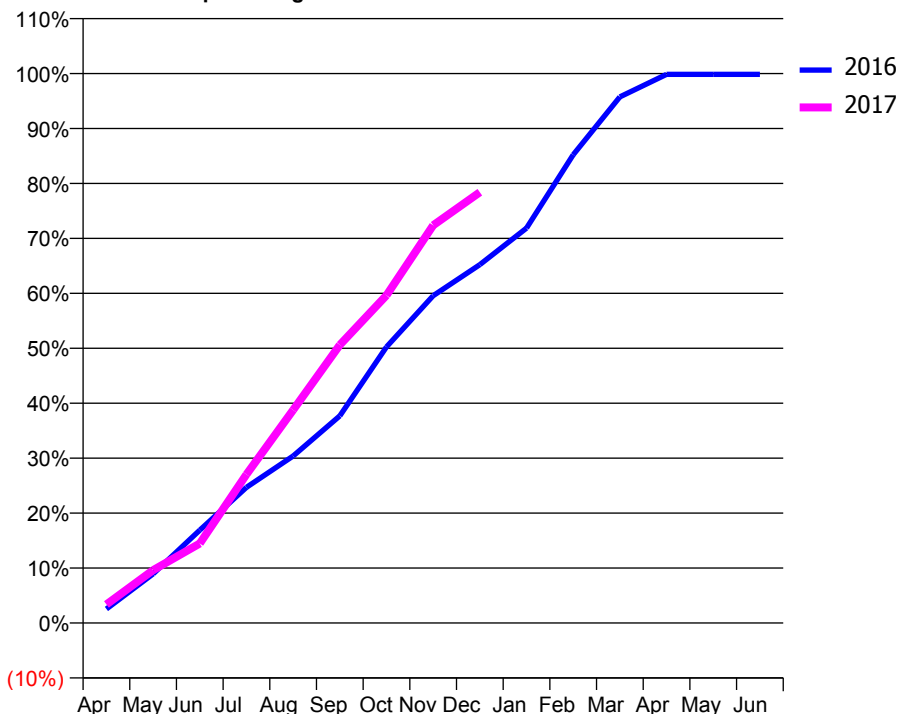
ACCESS*

Patients seen in 24 months	Total	Change since previous quarter
Quarter ending December 2015	2,126	
Quarter ending March 2016	2,137	→
Quarter ending June 2016	2,126	→
Quarter ending September 2016	2,118	→
Quarter ending December 2016	2,145	→
Variance since December 2015	0.9%	→



ACTIVITY

Cumulative percentage of contracted UDA delivered 2016 & 2017



Month	Adjusted Scheduled Activity (UDA)	
	2016	2017
April	119	158
May	416	447
June	787	674
July	1,148	1,258
August	1,414	1,804
September	1,754	2,354
October	2,338	2,775
November	2,771	3,367
December	3,034	3,647
January	3,344	
February	3,964	
March	4,454	
April	4,645	
May	4,645	
June	4,645	

QUALITY

	Quantity	Base Number	Contract	AT	Region	England
% of FP17s for the same patient ID Re-attending within 3 months - Children	73	833	8.8%	9.9%	11.9%	12.4%
% of FP17s for the same patient ID Re-attending within 3 months - Adults	265	1,567	16.9%	15.8%	16.5%	16.6%
% of FP17s for the same patient ID Re-attending between 3 & 9 months - Children	573	833	68.8%	59.0%	60.2%	57.5%
% of FP17s for the same patient ID Re-attending between 3 & 9 months - Adults	951	1,567	60.7%	51.0%	52.0%	50.4%
% of FP17s for Band 1 Urgent Courses	44	1,723	2.6%	9.5%	9.5%	9.1%
% of FP17s Relating to Free Repair or Replacements	8	1,723	0.5%	0.6%	0.7%	0.8%
% of FP17s Relating to Continuations	47	1,723	2.7%	1.1%	1.2%	1.3%
% of Patients satisfied with the dentistry they have received	2	2	N/A	92.5%	92.9%	92.7%
% of Patients satisfied with the time they had to wait for an appointment	2	2	N/A	89.3%	88.8%	88.8%

* This is based on patients treated on this contract for their most recent course of treatment. Figures in italics indicate the base number of FP17s or Patient Questionnaire responses are less than 100. N/A is shown where the base number of responses is less than 10 during the period. % is calculated as Quantity/Base number*100

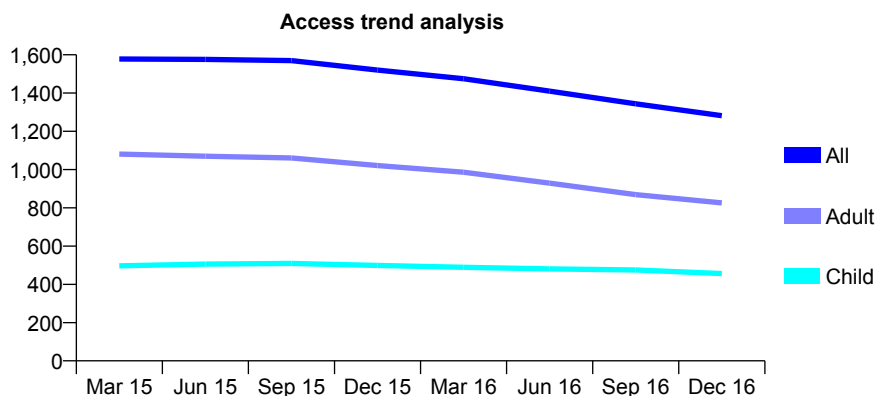
Q68 - Vital Signs At a Glance Contract Report for 932515/0003 - December 2016

Name or company name	MR F ASGHARI-COLIVERI
Contract type name	GDS Contract
Purpose of contract	General
Contract start date	01/04/2006
Contract end date	

16/17 Contracted general activity (UDA)	3,568
Carry forward general activity (UDA)	-71
16/17 Contracted orthodontic activity (UOA)	0
Carry forward orthodontic activity (UOA)	0
Baseline contract value	£106,818.49

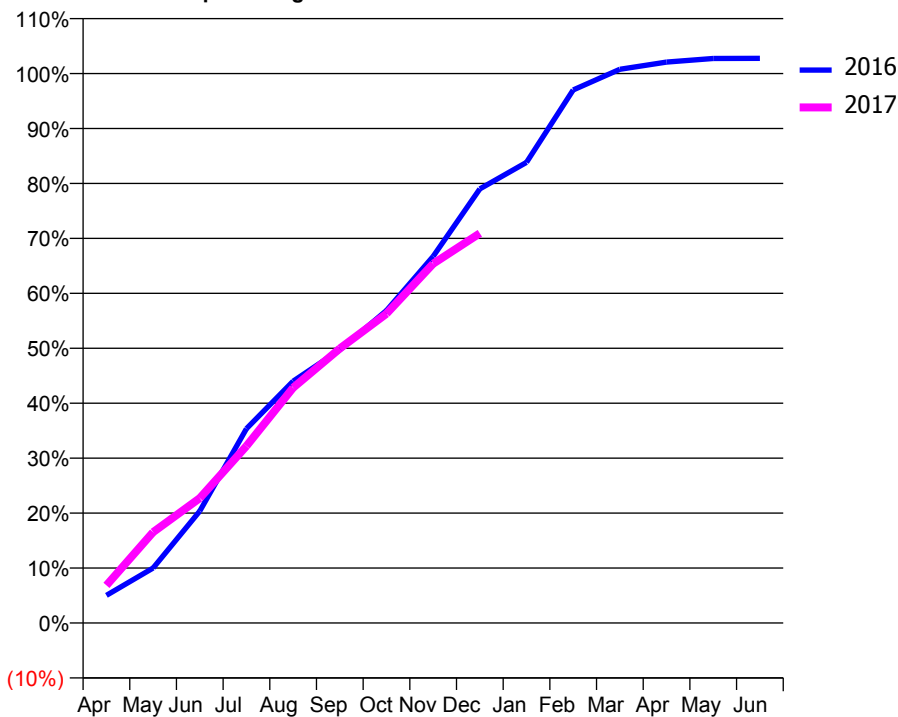
ACCESS*

Patients seen in 24 months	Total	Change since previous quarter
Quarter ending December 2015	1,520	
Quarter ending March 2016	1,475	↓
Quarter ending June 2016	1,410	↓
Quarter ending September 2016	1,344	↓
Quarter ending December 2016	1,282	↓
Variance since December 2015	(15.7%)	↓



ACTIVITY

Cumulative percentage of contracted UDA delivered 2016 & 2017



Month	Adjusted Scheduled Activity (UDA)	
	2016	2017
April	180	245
May	357	590
June	727	811
July	1,262	1,149
August	1,570	1,528
September	1,774	1,782
October	2,029	2,008
November	2,380	2,333
December	2,819	2,530
January	2,991	
February	3,461	
March	3,596	
April	3,642	
May	3,666	
June	3,667	

QUALITY

	Quantity	Base Number	Contract	AT	Region	England
% of FP17s for the same patient ID Re-attending within 3 months - Children	44	489	9.0%	9.9%	11.9%	12.4%
% of FP17s for the same patient ID Re-attending within 3 months - Adults	159	807	19.7%	15.8%	16.5%	16.6%
% of FP17s for the same patient ID Re-attending between 3 & 9 months - Children	248	489	50.7%	59.0%	60.2%	57.5%
% of FP17s for the same patient ID Re-attending between 3 & 9 months - Adults	388	807	48.1%	51.0%	52.0%	50.4%
% of FP17s for Band 1 Urgent Courses	175	1,257	13.9%	9.5%	9.5%	9.1%
% of FP17s Relating to Free Repair or Replacements	0	1,257	0.0%	0.6%	0.7%	0.8%
% of FP17s Relating to Continuations	14	1,257	1.1%	1.1%	1.2%	1.3%
% of Patients satisfied with the dentistry they have received	4	5	N/A	92.5%	92.9%	92.7%
% of Patients satisfied with the time they had to wait for an appointment	4	5	N/A	89.3%	88.8%	88.8%

* This is based on patients treated on this contract for their most recent course of treatment. Figures in italics indicate the base number of FP17s or Patient Questionnaire responses are less than 100. N/A is shown where the base number of responses is less than 10 during the period. % is calculated as Quantity/Base number*100

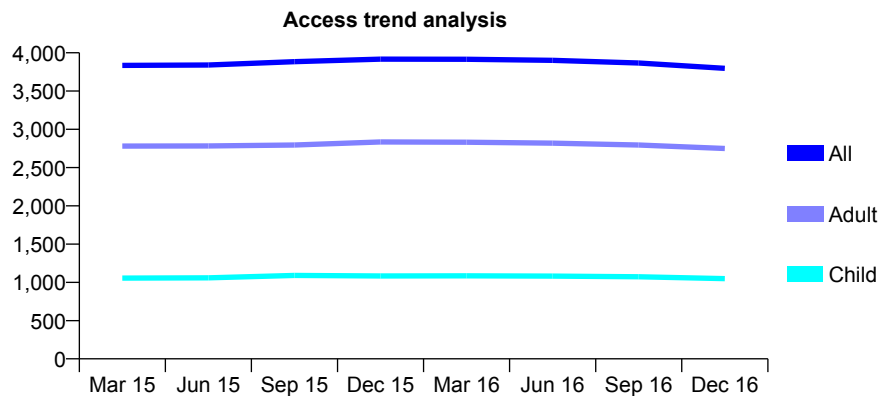
Q68 - Vital Signs At a Glance Contract Report for 932752/0003 - December 2016

Name or company name	MRS A CASTELLHEIM GHAREH
Contract type name	GDS Contract
Purpose of contract	General
Contract start date	01/01/2008
Contract end date	

16/17 Contracted general activity (UDA)	12,670
Carry forward general activity (UDA)	-15
16/17 Contracted orthodontic activity (UOA)	0
Carry forward orthodontic activity (UOA)	0
Baseline contract value	£357,313.37

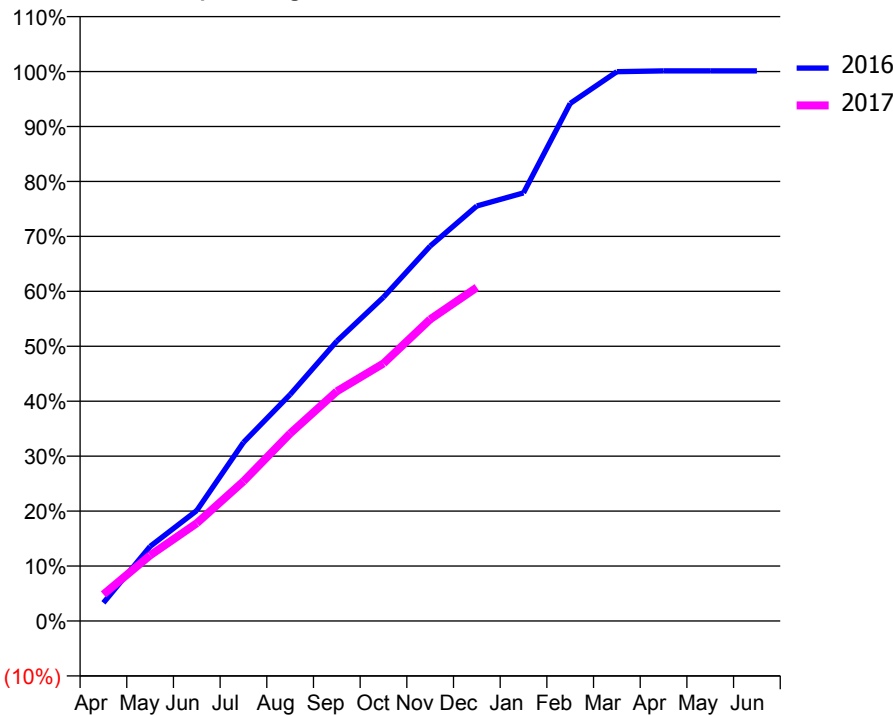
ACCESS*

Patients seen in 24 months	Total	Change since previous quarter
Quarter ending December 2015	3,918	
Quarter ending March 2016	3,916	→
Quarter ending June 2016	3,901	→
Quarter ending September 2016	3,866	→
Quarter ending December 2016	3,797	↓
Variance since December 2015	(3.1%)	↓



ACTIVITY

Cumulative percentage of contracted UDA delivered 2016 & 2017



Month	Adjusted Scheduled Activity (UDA)	
	2016	2017
April	421	612
May	1,719	1,513
June	2,547	2,254
July	4,117	3,221
August	5,221	4,323
September	6,451	5,296
October	7,466	5,939
November	8,643	6,958
December	9,569	7,691
January	9,872	
February	11,934	
March	12,666	
April	12,686	
May	12,685	
June	12,685	

QUALITY

	Quantity	Base Number	Contract	AT	Region	England
% of FP17s for the same patient ID Re-attending within 3 months - Children	65	1,235	5.3%	9.9%	11.9%	12.4%
% of FP17s for the same patient ID Re-attending within 3 months - Adults	191	2,682	7.1%	15.8%	16.5%	16.6%
% of FP17s for the same patient ID Re-attending between 3 & 9 months - Children	838	1,235	67.9%	59.0%	60.2%	57.5%
% of FP17s for the same patient ID Re-attending between 3 & 9 months - Adults	1,736	2,682	64.7%	51.0%	52.0%	50.4%
% of FP17s for Band 1 Urgent Courses	194	3,901	5.0%	9.5%	9.5%	9.1%
% of FP17s Relating to Free Repair or Replacements	3	3,901	0.1%	0.6%	0.7%	0.8%
% of FP17s Relating to Continuations	5	3,901	0.1%	1.1%	1.2%	1.3%
% of Patients satisfied with the dentistry they have received	4	4	N/A	92.5%	92.9%	92.7%
% of Patients satisfied with the time they had to wait for an appointment	4	4	N/A	89.3%	88.8%	88.8%

* This is based on patients treated on this contract for their most recent course of treatment. Figures in italics indicate the base number of FP17s or Patient Questionnaire responses are less than 100. N/A is shown where the base number of responses is less than 10 during the period. % is calculated as Quantity/Base number*100

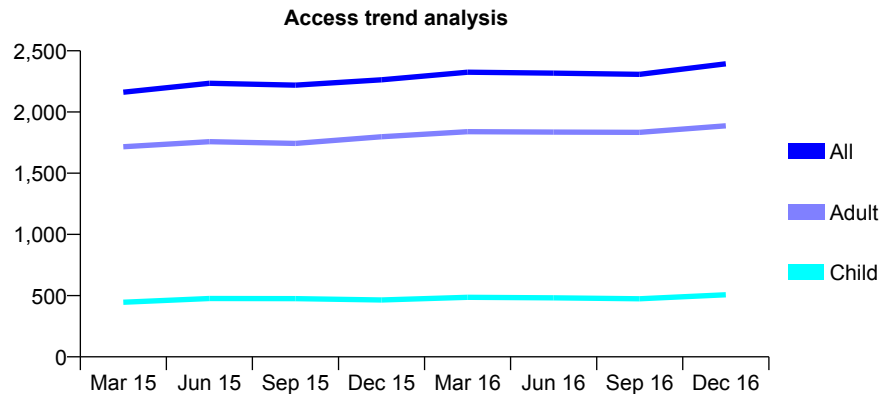
Q68 - Vital Signs At a Glance Contract Report for 934941/0002 - December 2016

Name or company name	MISS M JADIDI
Contract type name	GDS Contract
Purpose of contract	General
Contract start date	01/04/2006
Contract end date	

16/17 Contracted general activity (UDA)	5,290
Carry forward general activity (UDA)	-24
16/17 Contracted orthodontic activity (UOA)	0
Carry forward orthodontic activity (UOA)	0
Baseline contract value	£127,796.26

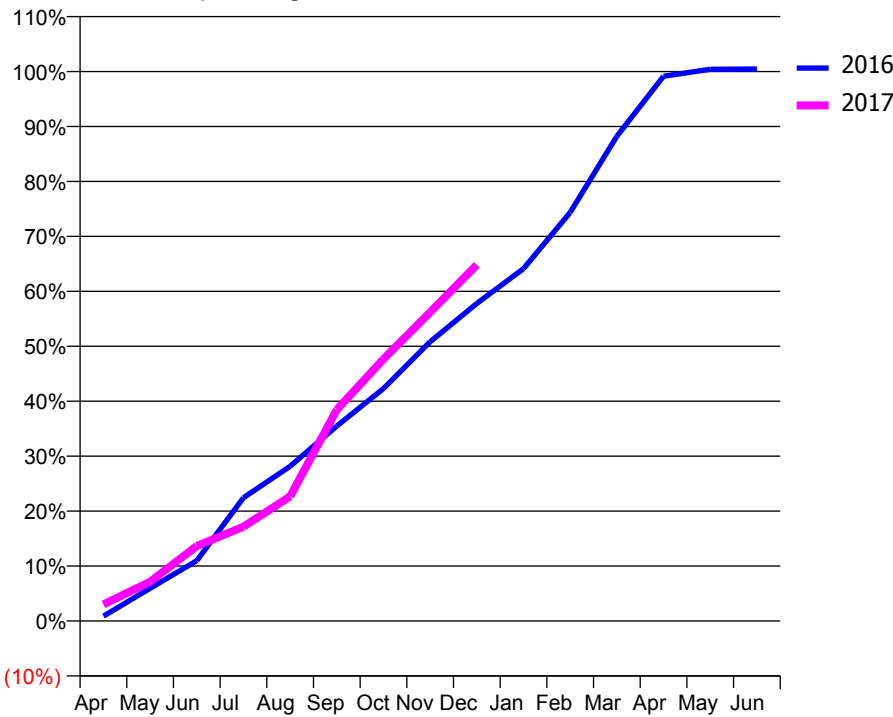
ACCESS*

Patients seen in 24 months	Total	Change since previous quarter
Quarter ending December 2015	2,263	
Quarter ending March 2016	2,325	↑
Quarter ending June 2016	2,318	→
Quarter ending September 2016	2,308	→
Quarter ending December 2016	2,394	↑
Variance since December 2015	5.8%	↑



ACTIVITY

Cumulative percentage of contracted UDA delivered 2016 & 2017



Month	Adjusted Scheduled Activity (UDA)	
	2016	2017
April	47	159
May	315	379
June	580	723
July	1,186	909
August	1,489	1,199
September	1,877	2,034
October	2,239	2,522
November	2,688	2,973
December	3,057	3,430
January	3,392	
February	3,933	
March	4,667	
April	5,245	
May	5,311	
June	5,314	

QUALITY

	Quantity	Base Number	Contract	AT	Region	England
% of FP17s for the same patient ID Re-attending within 3 months - Children	4	464	0.9%	9.9%	11.9%	12.4%
% of FP17s for the same patient ID Re-attending within 3 months - Adults	101	1,550	6.5%	15.8%	16.5%	16.6%
% of FP17s for the same patient ID Re-attending between 3 & 9 months - Children	248	464	53.4%	59.0%	60.2%	57.5%
% of FP17s for the same patient ID Re-attending between 3 & 9 months - Adults	719	1,550	46.4%	51.0%	52.0%	50.4%
% of FP17s for Band 1 Urgent Courses	98	1,746	5.6%	9.5%	9.5%	9.1%
% of FP17s Relating to Free Repair or Replacements	2	1,746	0.1%	0.6%	0.7%	0.8%
% of FP17s Relating to Continuations	1	1,746	0.1%	1.1%	1.2%	1.3%
% of Patients satisfied with the dentistry they have received	7	8	N/A	92.5%	92.9%	92.7%
% of Patients satisfied with the time they had to wait for an appointment	7	8	N/A	89.3%	88.8%	88.8%

* This is based on patients treated on this contract for their most recent course of treatment. Figures in italics indicate the base number of FP17s or Patient Questionnaire responses are less than 100. N/A is shown where the base number of responses is less than 10 during the period. % is calculated as Quantity/Base number*100

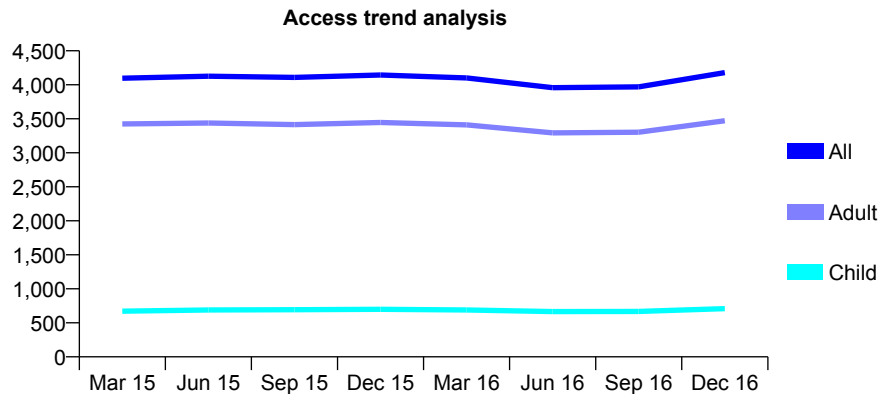
Q68 - Vital Signs At a Glance Contract Report for 937479/0001 - December 2016

Name or company name	Pitchforth, Elalami and Cramp
Contract type name	GDS Contract
Purpose of contract	General
Contract start date	01/04/2006
Contract end date	

16/17 Contracted general activity (UDA)	12,952
Carry forward general activity (UDA)	-167
16/17 Contracted orthodontic activity (UOA)	0
Carry forward orthodontic activity (UOA)	0
Baseline contract value	£302,364.16

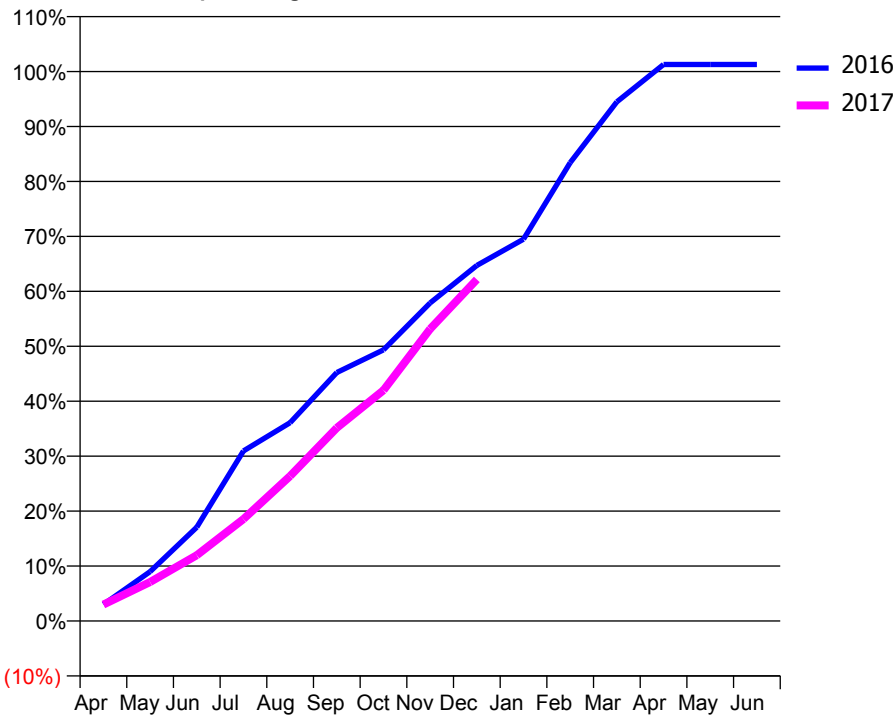
ACCESS*

Patients seen in 24 months	Total	Change since previous quarter
Quarter ending December 2015	4,145	
Quarter ending March 2016	4,100	↓
Quarter ending June 2016	3,958	↓
Quarter ending September 2016	3,969	→
Quarter ending December 2016	4,180	↑
Variance since December 2015	0.8%	→



ACTIVITY

Cumulative percentage of contracted UDA delivered 2016 & 2017



Month	Adjusted Scheduled Activity (UDA)	
	2016	2017
April	392	387
May	1,165	918
June	2,211	1,552
July	4,009	2,403
August	4,675	3,419
September	5,859	4,554
October	6,392	5,439
November	7,497	6,885
December	8,382	8,052
January	9,002	
February	10,805	
March	12,239	
April	13,119	
May	13,119	
June	13,119	

QUALITY

	Quantity	Base Number	Contract	AT	Region	England
% of FP17s for the same patient ID Re-attending within 3 months - Children	23	615	3.7%	9.9%	11.9%	12.4%
% of FP17s for the same patient ID Re-attending within 3 months - Adults	403	2,962	13.6%	15.8%	16.5%	16.6%
% of FP17s for the same patient ID Re-attending between 3 & 9 months - Children	211	615	34.3%	59.0%	60.2%	57.5%
% of FP17s for the same patient ID Re-attending between 3 & 9 months - Adults	991	2,962	33.5%	51.0%	52.0%	50.4%
% of FP17s for Band 1 Urgent Courses	364	3,288	11.1%	9.5%	9.5%	9.1%
% of FP17s Relating to Free Repair or Replacements	4	3,288	0.1%	0.6%	0.7%	0.8%
% of FP17s Relating to Continuations	35	3,288	1.1%	1.1%	1.2%	1.3%
% of Patients satisfied with the dentistry they have received	0	1	N/A	92.5%	92.9%	92.7%
% of Patients satisfied with the time they had to wait for an appointment	1	1	N/A	89.3%	88.8%	88.8%

* This is based on patients treated on this contract for their most recent course of treatment. Figures in italics indicate the base number of FP17s or Patient Questionnaire responses are less than 100. N/A is shown where the base number of responses is less than 10 during the period. % is calculated as Quantity/Base number*100

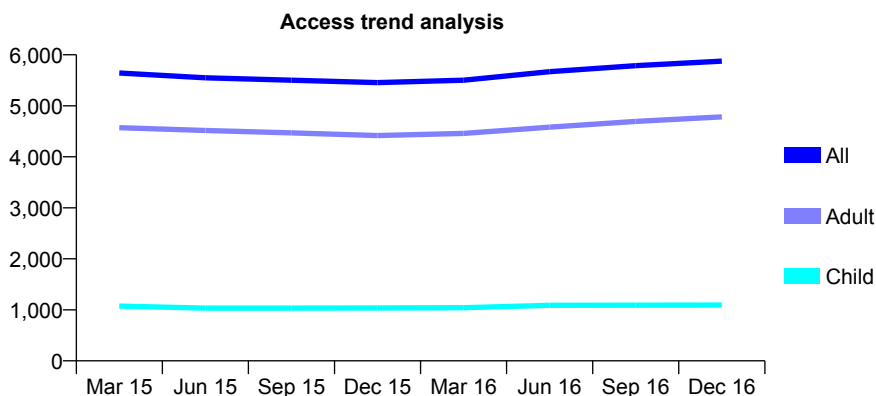
Q68 - Vital Signs At a Glance Contract Report for 937479/0003 - December 2016

Name or company name	A Pitchforth and M Cramp
Contract type name	GDS Contract
Purpose of contract	General
Contract start date	01/04/2006
Contract end date	

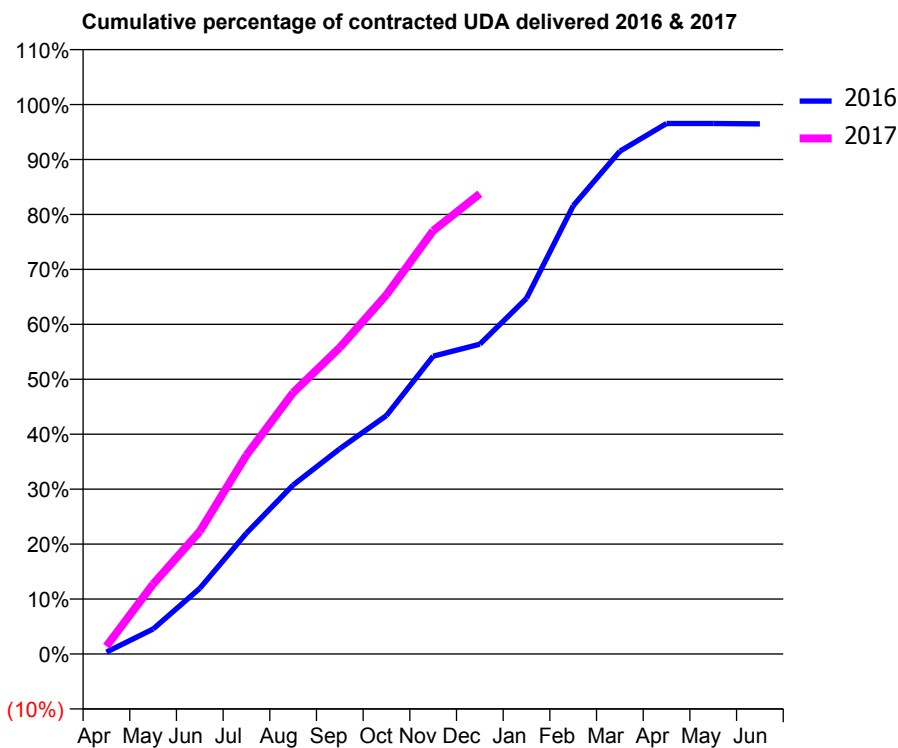
16/17 Contracted general activity (UDA)	19,978
Carry forward general activity (UDA)	704
16/17 Contracted orthodontic activity (UOA)	0
Carry forward orthodontic activity (UOA)	0
Baseline contract value	£471,245.22

ACCESS*

Patients seen in 24 months	Total	Change since previous quarter
Quarter ending December 2015	5,455	
Quarter ending March 2016	5,503	→
Quarter ending June 2016	5,670	↑
Quarter ending September 2016	5,787	↑
Quarter ending December 2016	5,877	→
Variance since December 2015	7.7%	↑



ACTIVITY



Month	Adjusted Scheduled Activity (UDA)	
	2016	2017
April	71	286
May	909	2,542
June	2,385	4,459
July	4,394	7,232
August	6,143	9,504
September	7,464	11,145
October	8,672	13,064
November	10,830	15,391
December	11,264	16,734
January	12,932	
February	16,297	
March	18,281	
April	19,287	
May	19,286	
June	19,274	

QUALITY

	Quantity	Base Number	Contract	AT	Region	England
% of FP17s for the same patient ID Re-attending within 3 months - Children	145	1,227	11.8%	9.9%	11.9%	12.4%
% of FP17s for the same patient ID Re-attending within 3 months - Adults	1,148	5,476	21.0%	15.8%	16.5%	16.6%
% of FP17s for the same patient ID Re-attending between 3 & 9 months - Children	635	1,227	51.8%	59.0%	60.2%	57.5%
% of FP17s for the same patient ID Re-attending between 3 & 9 months - Adults	2,539	5,476	46.4%	51.0%	52.0%	50.4%
% of FP17s for Band 1 Urgent Courses	685	6,389	10.7%	9.5%	9.5%	9.1%
% of FP17s Relating to Free Repair or Replacements	152	6,389	2.4%	0.6%	0.7%	0.8%
% of FP17s Relating to Continuations	133	6,389	2.1%	1.1%	1.2%	1.3%
% of Patients satisfied with the dentistry they have received	12	12	100.0%	92.5%	92.9%	92.7%
% of Patients satisfied with the time they had to wait for an appointment	12	12	100.0%	89.3%	88.8%	88.8%

* This is based on patients treated on this contract for their most recent course of treatment. Figures in italics indicate the base number of FP17s or Patient Questionnaire responses are less than 100. N/A is shown where the base number of responses is less than 10 during the period. % is calculated as Quantity/Base number*100

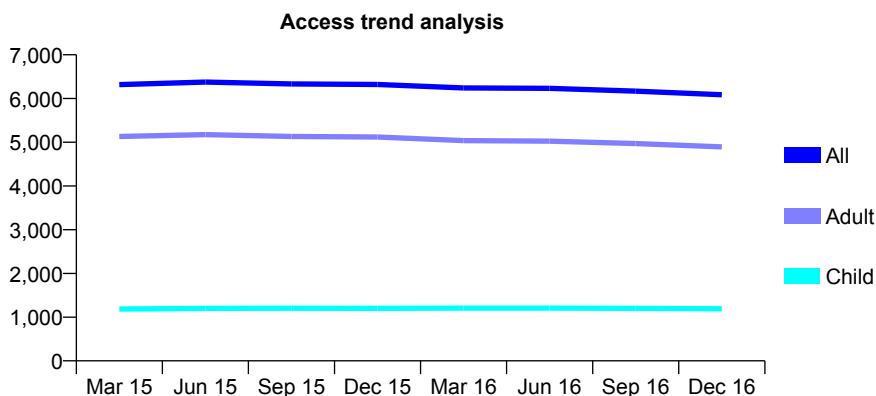
Q68 - Vital Signs At a Glance Contract Report for 939730/0001 - December 2016

Name or company name	MR BJ WOOD
Contract type name	GDS Contract
Purpose of contract	General
Contract start date	01/04/2006
Contract end date	

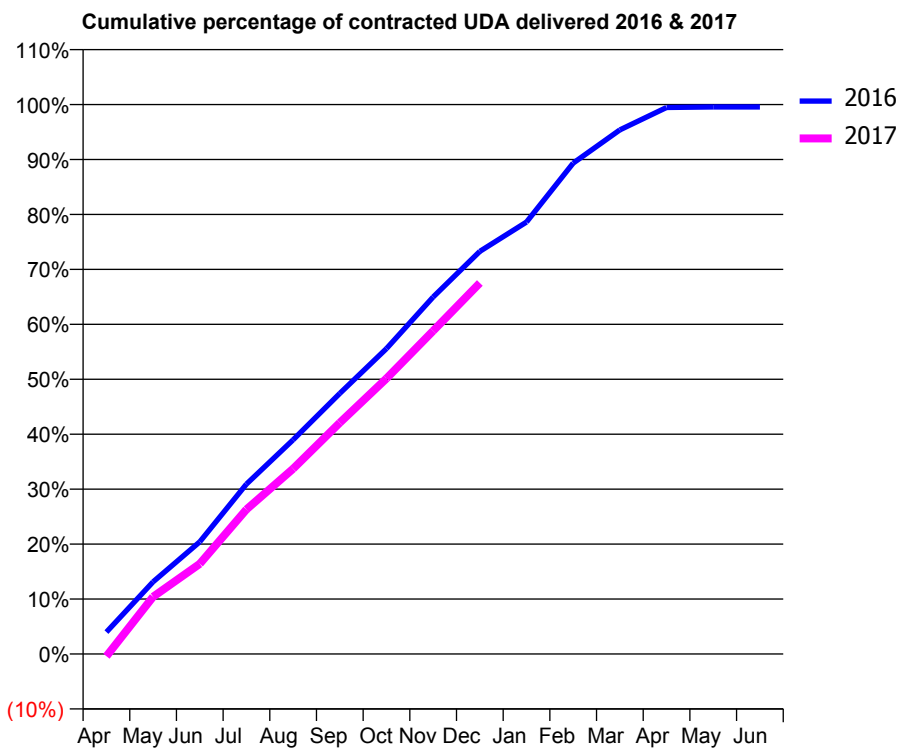
16/17 Contracted general activity (UDA)	16,305
Carry forward general activity (UDA)	71
16/17 Contracted orthodontic activity (UOA)	0
Carry forward orthodontic activity (UOA)	0
Baseline contract value	£433,796.12

ACCESS*

Patients seen in 24 months	Total	Change since previous quarter
Quarter ending December 2015	6,320	
Quarter ending March 2016	6,243	↓
Quarter ending June 2016	6,233	→
Quarter ending September 2016	6,170	↓
Quarter ending December 2016	6,086	↓
Variance since December 2015	(3.7%)	↓



ACTIVITY



Month	Adjusted Scheduled Activity (UDA)	
	2016	2017
April	650	-71
May	2,142	1,699
June	3,328	2,678
July	5,042	4,292
August	6,355	5,499
September	7,735	6,863
October	9,064	8,178
November	10,595	9,589
December	11,946	11,008
January	12,818	
February	14,569	
March	15,553	
April	16,216	
May	16,233	
June	16,234	

QUALITY

	Quantity	Base Number	Contract	AT	Region	England
% of FP17s for the same patient ID Re-attending within 3 months - Children	69	1,207	5.7%	9.9%	11.9%	12.4%
% of FP17s for the same patient ID Re-attending within 3 months - Adults	782	4,748	16.5%	15.8%	16.5%	16.6%
% of FP17s for the same patient ID Re-attending between 3 & 9 months - Children	654	1,207	54.2%	59.0%	60.2%	57.5%
% of FP17s for the same patient ID Re-attending between 3 & 9 months - Adults	2,062	4,748	43.4%	51.0%	52.0%	50.4%
% of FP17s for Band 1 Urgent Courses	719	5,617	12.8%	9.5%	9.5%	9.1%
% of FP17s Relating to Free Repair or Replacements	37	5,617	0.7%	0.6%	0.7%	0.8%
% of FP17s Relating to Continuations	150	5,617	2.7%	1.1%	1.2%	1.3%
% of Patients satisfied with the dentistry they have received	7	8	N/A	92.5%	92.9%	92.7%
% of Patients satisfied with the time they had to wait for an appointment	7	8	N/A	89.3%	88.8%	88.8%

* This is based on patients treated on this contract for their most recent course of treatment. Figures in italics indicate the base number of FP17s or Patient Questionnaire responses are less than 100. N/A is shown where the base number of responses is less than 10 during the period. % is calculated as Quantity/Base number*100

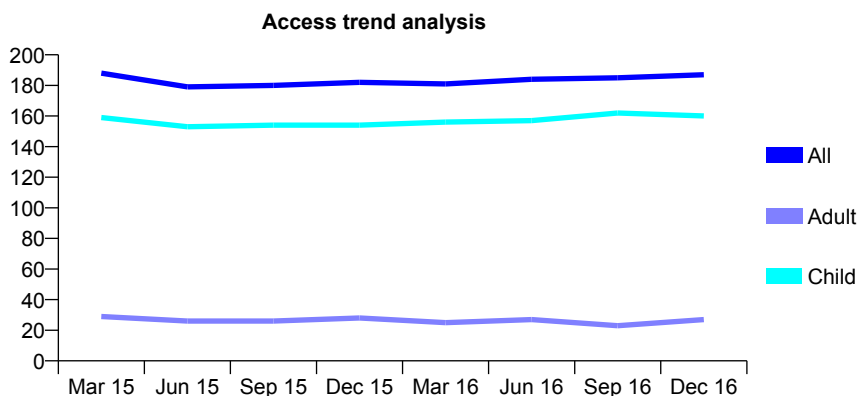
Q68 - Vital Signs At a Glance Contract Report for 940720/0001 - December 2016

Name or company name	MR CR GOVES
Contract type name	GDS Contract
Purpose of contract	General
Contract start date	01/04/2006
Contract end date	

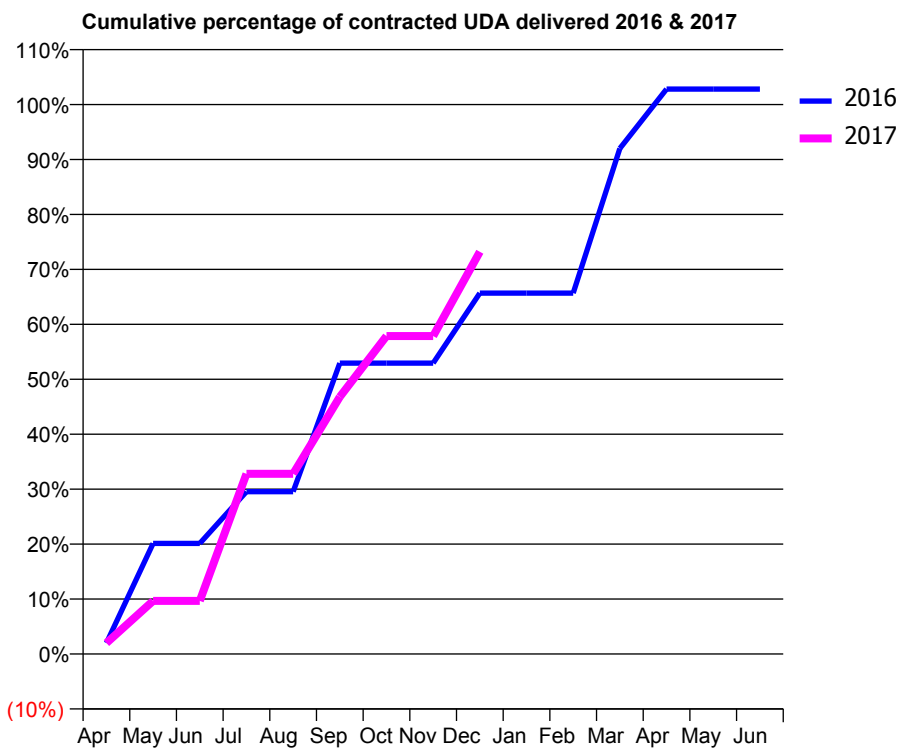
16/17 Contracted general activity (UDA)	300
Carry forward general activity (UDA)	-6
16/17 Contracted orthodontic activity (UOA)	0
Carry forward orthodontic activity (UOA)	0
Baseline contract value	£6,683.67

ACCESS*

Patients seen in 24 months	Total	Change since previous quarter
Quarter ending December 2015	182	
Quarter ending March 2016	181	→
Quarter ending June 2016	184	→
Quarter ending September 2016	185	→
Quarter ending December 2016	187	→
Variance since December 2015	2.7%	↑



ACTIVITY



Month	Adjusted Scheduled Activity (UDA)	
	2016	2017
April	6	6
May	60	29
June	60	29
July	89	98
August	89	98
September	159	140
October	159	174
November	159	174
December	197	220
January	197	
February	197	
March	276	
April	308	
May	308	
June	308	

QUALITY

	Quantity	Base Number	Contract	AT	Region	England
% of FP17s for the same patient ID Re-attending within 3 months - Children	6	199	3.0%	9.9%	11.9%	12.4%
% of FP17s for the same patient ID Re-attending within 3 months - Adults	0	0	N/A	15.8%	16.5%	16.6%
% of FP17s for the same patient ID Re-attending between 3 & 9 months - Children	117	199	58.8%	59.0%	60.2%	57.5%
% of FP17s for the same patient ID Re-attending between 3 & 9 months - Adults	0	0	N/A	51.0%	52.0%	50.4%
% of FP17s for Band 1 Urgent Courses	3	173	1.7%	9.5%	9.5%	9.1%
% of FP17s Relating to Free Repair or Replacements	0	173	0.0%	0.6%	0.7%	0.8%
% of FP17s Relating to Continuations	0	173	0.0%	1.1%	1.2%	1.3%
% of Patients satisfied with the dentistry they have received	0	0	N/A	92.5%	92.9%	92.7%
% of Patients satisfied with the time they had to wait for an appointment	0	0	N/A	89.3%	88.8%	88.8%

* This is based on patients treated on this contract for their most recent course of treatment. Figures in italics indicate the base number of FP17s or Patient Questionnaire responses are less than 100. N/A is shown where the base number of responses is less than 10 during the period. % is calculated as Quantity/Base number*100

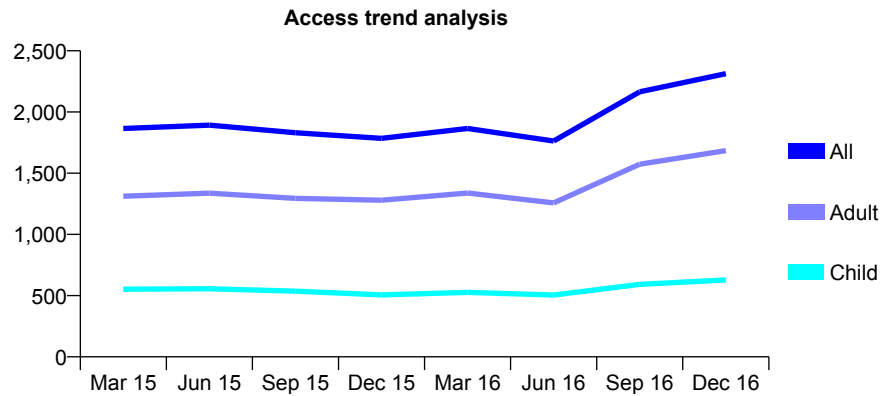
Q68 - Vital Signs At a Glance Contract Report for 941719/0001 - December 2016

Name or company name	MISS F SHAMELI
Contract type name	GDS Contract
Purpose of contract	General
Contract start date	01/04/2006
Contract end date	

16/17 Contracted general activity (UDA)	7,000
Carry forward general activity (UDA)	0
16/17 Contracted orthodontic activity (UOA)	0
Carry forward orthodontic activity (UOA)	0
Baseline contract value	£165,200.10

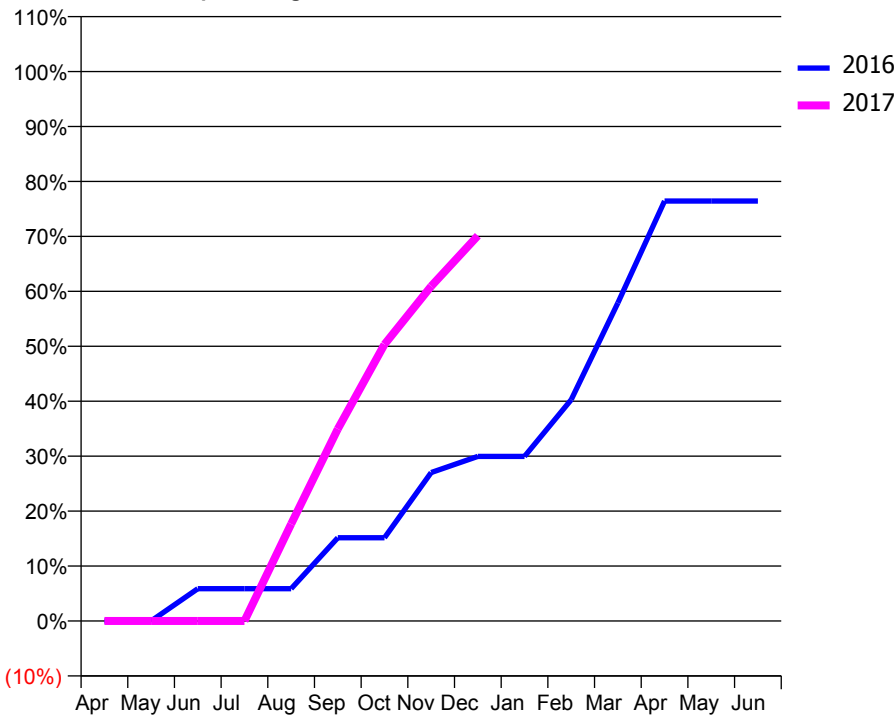
ACCESS*

Patients seen in 24 months	Total	Change since previous quarter
Quarter ending December 2015	1,785	
Quarter ending March 2016	1,865	↑
Quarter ending June 2016	1,763	↓
Quarter ending September 2016	2,165	↑
Quarter ending December 2016	2,313	↑
Variance since December 2015	29.6%	↑



ACTIVITY

Cumulative percentage of contracted UDA delivered 2016 & 2017



Month	Adjusted Scheduled Activity (UDA)	
	2016	2017
April	0	0
May	0	0
June	412	0
July	412	0
August	412	1,236
September	1,060	2,447
October	1,060	3,524
November	1,892	4,264
December	2,096	4,908
January	2,096	
February	2,820	
March	4,053	
April	5,350	
May	5,350	
June	5,350	

QUALITY

	Quantity	Base Number	Contract	AT	Region	England
% of FP17s for the same patient ID Re-attending within 3 months - Children	96	736	13.0%	9.9%	11.9%	12.4%
% of FP17s for the same patient ID Re-attending within 3 months - Adults	301	1,784	16.9%	15.8%	16.5%	16.6%
% of FP17s for the same patient ID Re-attending between 3 & 9 months - Children	307	736	41.7%	59.0%	60.2%	57.5%
% of FP17s for the same patient ID Re-attending between 3 & 9 months - Adults	525	1,784	29.4%	51.0%	52.0%	50.4%
% of FP17s for Band 1 Urgent Courses	200	1,918	10.4%	9.5%	9.5%	9.1%
% of FP17s Relating to Free Repair or Replacements	5	1,918	0.3%	0.6%	0.7%	0.8%
% of FP17s Relating to Continuations	54	1,918	2.8%	1.1%	1.2%	1.3%
% of Patients satisfied with the dentistry they have received	5	8	N/A	92.5%	92.9%	92.7%
% of Patients satisfied with the time they had to wait for an appointment	4	8	N/A	89.3%	88.8%	88.8%

* This is based on patients treated on this contract for their most recent course of treatment. Figures in italics indicate the base number of FP17s or Patient Questionnaire responses are less than 100. N/A is shown where the base number of responses is less than 10 during the period. % is calculated as Quantity/Base number*100

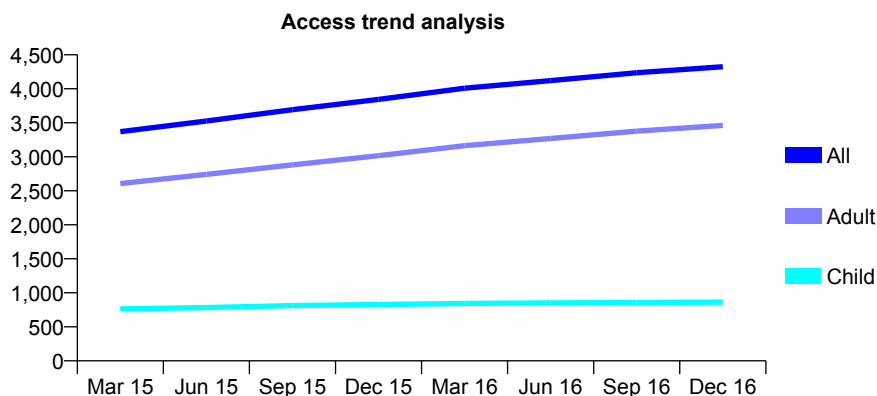
Q68 - Vital Signs At a Glance Contract Report for 941964/0001 - December 2016

Name or company name	MR C OUALI
Contract type name	GDS Contract
Purpose of contract	General
Contract start date	17/06/2011
Contract end date	

16/17 Contracted general activity (UDA)	13,410
Carry forward general activity (UDA)	-67
16/17 Contracted orthodontic activity (UOA)	0
Carry forward orthodontic activity (UOA)	0
Baseline contract value	£360,290.49

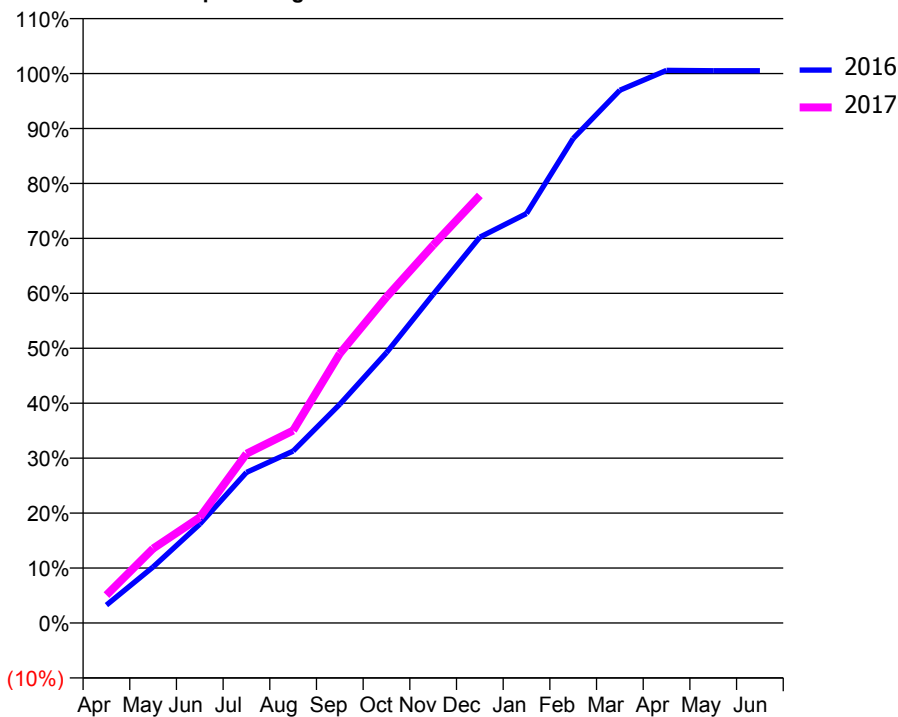
ACCESS*

Patients seen in 24 months	Total	Change since previous quarter
Quarter ending December 2015	3,845	
Quarter ending March 2016	4,008	↑
Quarter ending June 2016	4,120	↑
Quarter ending September 2016	4,236	↑
Quarter ending December 2016	4,325	↑
Variance since December 2015	12.5%	↑



ACTIVITY

Cumulative percentage of contracted UDA delivered 2016 & 2017



Month	Adjusted Scheduled Activity (UDA)	
	2016	2017
April	437	681
May	1,367	1,817
June	2,414	2,579
July	3,676	4,130
August	4,196	4,697
September	5,338	6,574
October	6,598	7,954
November	8,019	9,222
December	9,417	10,435
January	9,993	
February	11,824	
March	13,003	
April	13,488	
May	13,477	
June	13,477	

QUALITY

	Quantity	Base Number	Contract	AT	Region	England
% of FP17s for the same patient ID Re-attending within 3 months - Children	82	1,176	7.0%	9.9%	11.9%	12.4%
% of FP17s for the same patient ID Re-attending within 3 months - Adults	683	4,494	15.2%	15.8%	16.5%	16.6%
% of FP17s for the same patient ID Re-attending between 3 & 9 months - Children	879	1,176	74.7%	59.0%	60.2%	57.5%
% of FP17s for the same patient ID Re-attending between 3 & 9 months - Adults	2,945	4,494	65.5%	51.0%	52.0%	50.4%
% of FP17s for Band 1 Urgent Courses	380	5,393	7.0%	9.5%	9.5%	9.1%
% of FP17s Relating to Free Repair or Replacements	27	5,393	0.5%	0.6%	0.7%	0.8%
% of FP17s Relating to Continuations	3	5,393	0.1%	1.1%	1.2%	1.3%
% of Patients satisfied with the dentistry they have received	7	9	N/A	92.5%	92.9%	92.7%
% of Patients satisfied with the time they had to wait for an appointment	7	9	N/A	89.3%	88.8%	88.8%

* This is based on patients treated on this contract for their most recent course of treatment. Figures in italics indicate the base number of FP17s or Patient Questionnaire responses are less than 100. N/A is shown where the base number of responses is less than 10 during the period. % is calculated as Quantity/Base number*100

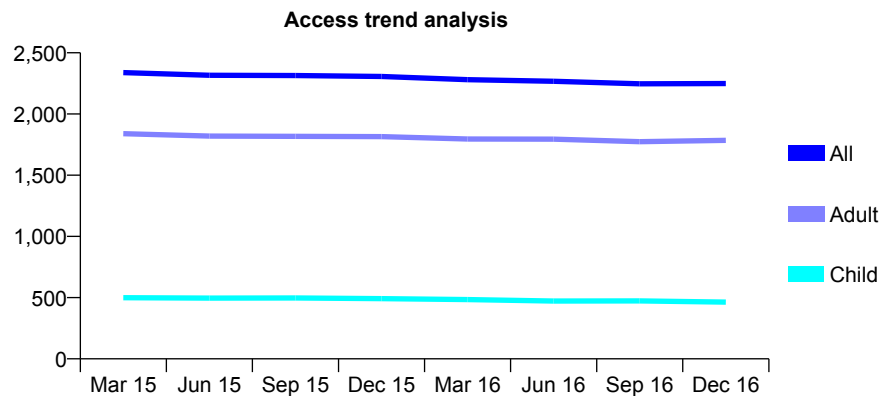
Q68 - Vital Signs At a Glance Contract Report for 946273/0001 - December 2016

Name or company name	MR M GHOLAMI
Contract type name	GDS Contract
Purpose of contract	General
Contract start date	01/04/2006
Contract end date	

16/17 Contracted general activity (UDA)	9,495
Carry forward general activity (UDA)	0
16/17 Contracted orthodontic activity (UOA)	0
Carry forward orthodontic activity (UOA)	0
Baseline contract value	£253,565.86

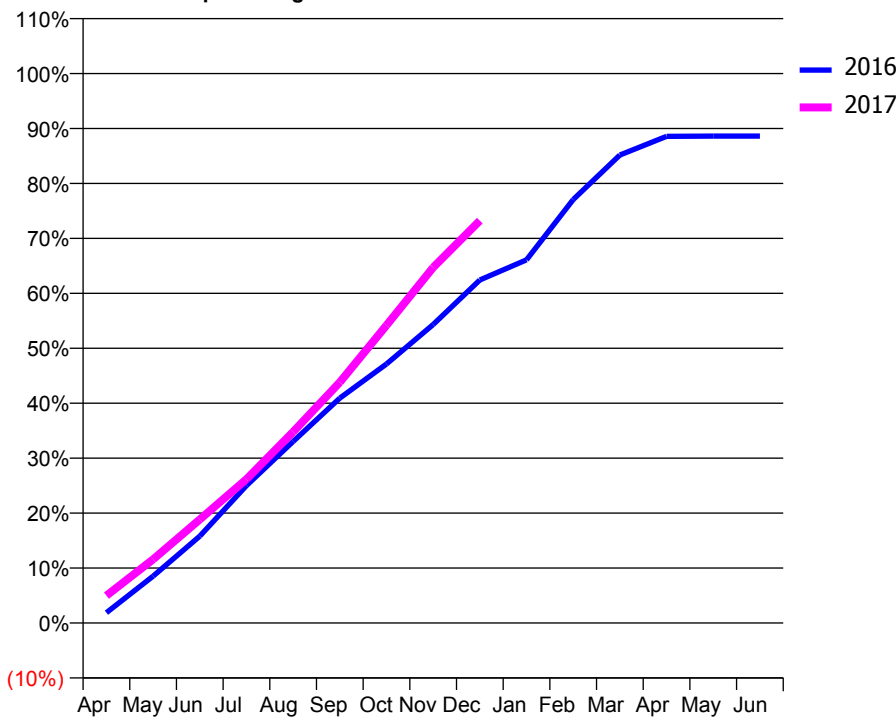
ACCESS*

Patients seen in 24 months	Total	Change since previous quarter
Quarter ending December 2015	2,307	
Quarter ending March 2016	2,280	↓
Quarter ending June 2016	2,267	→
Quarter ending September 2016	2,247	→
Quarter ending December 2016	2,249	→
Variance since December 2015	(2.5%)	↓



ACTIVITY

Cumulative percentage of contracted UDA delivered 2016 & 2017



Month	Adjusted Scheduled Activity (UDA)	
	2016	2017
April	178	474
May	810	1,100
June	1,502	1,789
July	2,375	2,484
August	3,138	3,302
September	3,885	4,160
October	4,476	5,144
November	5,158	6,144
December	5,926	6,952
January	6,276	
February	7,317	
March	8,087	
April	8,410	
May	8,413	
June	8,413	

QUALITY

	Quantity	Base Number	Contract	AT	Region	England
% of FP17s for the same patient ID Re-attending within 3 months - Children	17	499	3.4%	9.9%	11.9%	12.4%
% of FP17s for the same patient ID Re-attending within 3 months - Adults	244	2,064	11.8%	15.8%	16.5%	16.6%
% of FP17s for the same patient ID Re-attending between 3 & 9 months - Children	330	499	66.1%	59.0%	60.2%	57.5%
% of FP17s for the same patient ID Re-attending between 3 & 9 months - Adults	1,389	2,064	67.3%	51.0%	52.0%	50.4%
% of FP17s for Band 1 Urgent Courses	146	2,444	6.0%	9.5%	9.5%	9.1%
% of FP17s Relating to Free Repair or Replacements	0	2,444	0.0%	0.6%	0.7%	0.8%
% of FP17s Relating to Continuations	4	2,444	0.2%	1.1%	1.2%	1.3%
% of Patients satisfied with the dentistry they have received	8	8	N/A	92.5%	92.9%	92.7%
% of Patients satisfied with the time they had to wait for an appointment	8	8	N/A	89.3%	88.8%	88.8%

* This is based on patients treated on this contract for their most recent course of treatment. Figures in italics indicate the base number of FP17s or Patient Questionnaire responses are less than 100. N/A is shown where the base number of responses is less than 10 during the period. % is calculated as Quantity/Base number*100

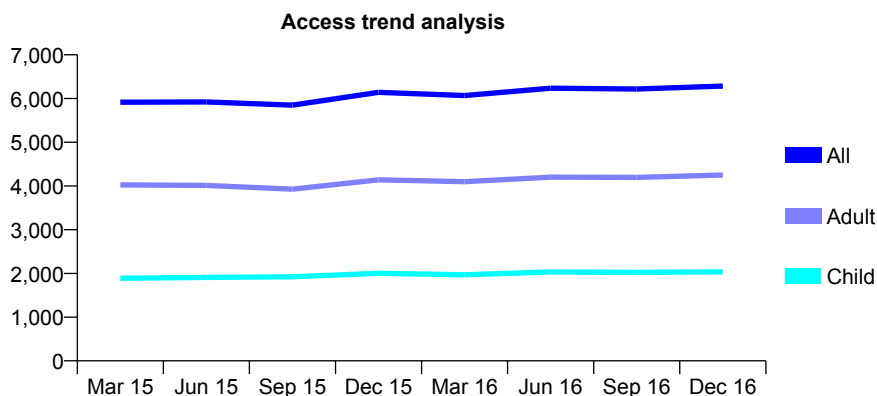
Q68 - Vital Signs At a Glance Contract Report for 947822/0001 - December 2016

Name or company name	MR HS DHALIWAL
Contract type name	GDS Contract
Purpose of contract	General
Contract start date	01/04/2009
Contract end date	

16/17 Contracted general activity (UDA)	13,500
Carry forward general activity (UDA)	-270
16/17 Contracted orthodontic activity (UOA)	0
Carry forward orthodontic activity (UOA)	0
Baseline contract value	£362,718.40

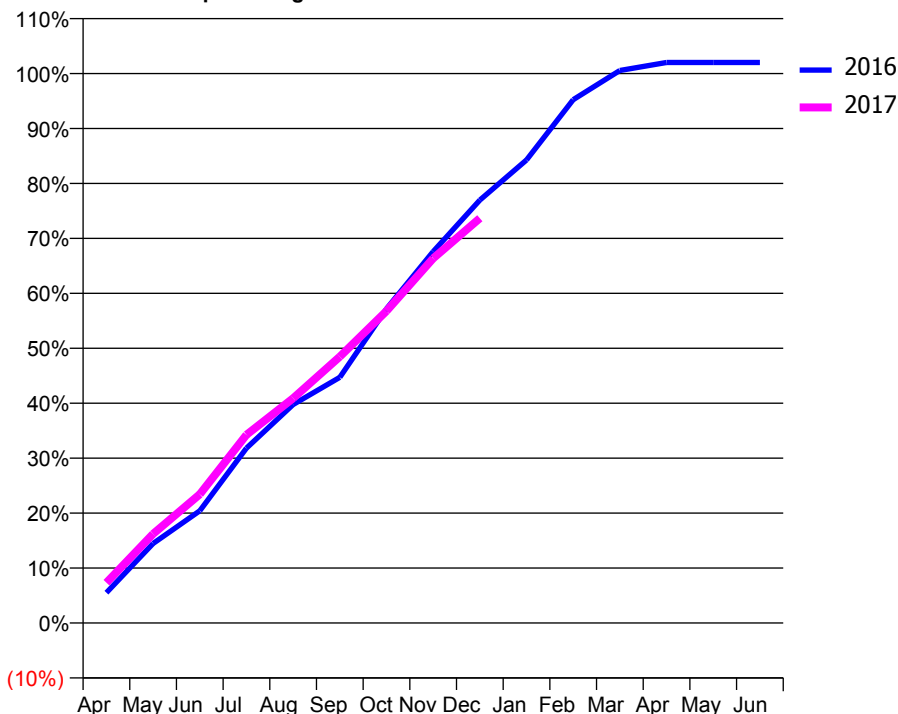
ACCESS*

Patients seen in 24 months	Total	Change since previous quarter
Quarter ending December 2015	6,142	
Quarter ending March 2016	6,069	↓
Quarter ending June 2016	6,236	↑
Quarter ending September 2016	6,217	→
Quarter ending December 2016	6,286	→
Variance since December 2015	2.3%	↑



ACTIVITY

Cumulative percentage of contracted UDA delivered 2016 & 2017



Month	Adjusted Scheduled Activity (UDA)	
	2016	2017
April	744	991
May	1,955	2,190
June	2,758	3,163
July	4,298	4,626
August	5,368	5,522
September	6,036	6,544
October	7,720	7,664
November	9,126	8,958
December	10,389	9,945
January	11,377	
February	12,855	
March	13,574	
April	13,769	
May	13,771	
June	13,772	

QUALITY

	Quantity	Base Number	Contract	AT	Region	England
% of FP17s for the same patient ID Re-attending within 3 months - Children	145	2,101	6.9%	9.9%	11.9%	12.4%
% of FP17s for the same patient ID Re-attending within 3 months - Adults	574	3,841	14.9%	15.8%	16.5%	16.6%
% of FP17s for the same patient ID Re-attending between 3 & 9 months - Children	1,178	2,101	56.1%	59.0%	60.2%	57.5%
% of FP17s for the same patient ID Re-attending between 3 & 9 months - Adults	1,680	3,841	43.7%	51.0%	52.0%	50.4%
% of FP17s for Band 1 Urgent Courses	632	5,818	10.9%	9.5%	9.5%	9.1%
% of FP17s Relating to Free Repair or Replacements	43	5,818	0.7%	0.6%	0.7%	0.8%
% of FP17s Relating to Continuations	83	5,818	1.4%	1.1%	1.2%	1.3%
% of Patients satisfied with the dentistry they have received	16	18	88.9%	92.5%	92.9%	92.7%
% of Patients satisfied with the time they had to wait for an appointment	13	18	72.2%	89.3%	88.8%	88.8%

* This is based on patients treated on this contract for their most recent course of treatment. Figures in italics indicate the base number of FP17s or Patient Questionnaire responses are less than 100. N/A is shown where the base number of responses is less than 10 during the period. % is calculated as Quantity/Base number*100

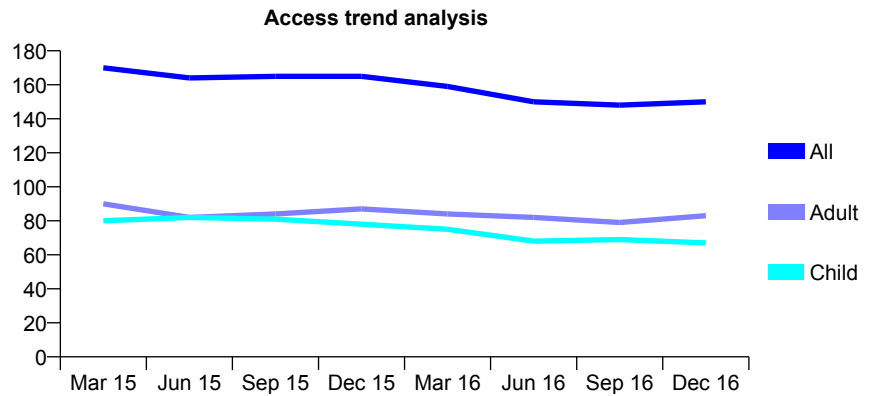
Q68 - Vital Signs At a Glance Contract Report for 949469/0001 - December 2016

Name or company name	MR HC PAGE
Contract type name	GDS Contract
Purpose of contract	General
Contract start date	01/10/2010
Contract end date	

16/17 Contracted general activity (UDA)	600
Carry forward general activity (UDA)	0
16/17 Contracted orthodontic activity (UOA)	0
Carry forward orthodontic activity (UOA)	0
Baseline contract value	£17,759.05

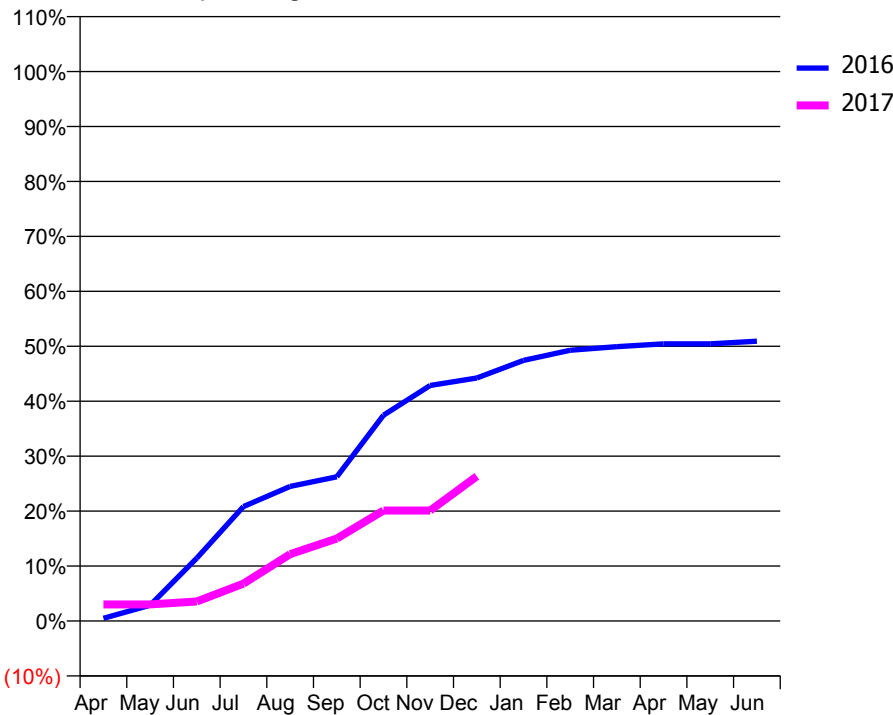
ACCESS*

Patients seen in 24 months	Total	Change since previous quarter
Quarter ending December 2015	165	
Quarter ending March 2016	159	↓
Quarter ending June 2016	150	↓
Quarter ending September 2016	148	↓
Quarter ending December 2016	150	→
Variance since December 2015	(9.1%)	↓



ACTIVITY

Cumulative percentage of contracted UDA delivered 2016 & 2017



Month	Adjusted Scheduled Activity (UDA)	
	2016	2017
April	3	18
May	17	18
June	69	21
July	125	41
August	147	73
September	157	90
October	225	121
November	257	121
December	265	158
January	285	
February	296	
March	300	
April	303	
May	303	
June	306	

QUALITY

	Quantity	Base Number	Contract	AT	Region	England
% of FP17s for the same patient ID Re-attending within 3 months - Children	1	48	2.1%	9.9%	11.9%	12.4%
% of FP17s for the same patient ID Re-attending within 3 months - Adults	2	42	4.8%	15.8%	16.5%	16.6%
% of FP17s for the same patient ID Re-attending between 3 & 9 months - Children	21	48	43.8%	59.0%	60.2%	57.5%
% of FP17s for the same patient ID Re-attending between 3 & 9 months - Adults	14	42	33.3%	51.0%	52.0%	50.4%
% of FP17s for Band 1 Urgent Courses	10	86	11.6%	9.5%	9.5%	9.1%
% of FP17s Relating to Free Repair or Replacements	0	86	0.0%	0.6%	0.7%	0.8%
% of FP17s Relating to Continuations	1	86	1.2%	1.1%	1.2%	1.3%
% of Patients satisfied with the dentistry they have received	0	0	N/A	92.5%	92.9%	92.7%
% of Patients satisfied with the time they had to wait for an appointment	0	0	N/A	89.3%	88.8%	88.8%

* This is based on patients treated on this contract for their most recent course of treatment. Figures in italics indicate the base number of FP17s or Patient Questionnaire responses are less than 100. N/A is shown where the base number of responses is less than 10 during the period. % is calculated as Quantity/Base number*100

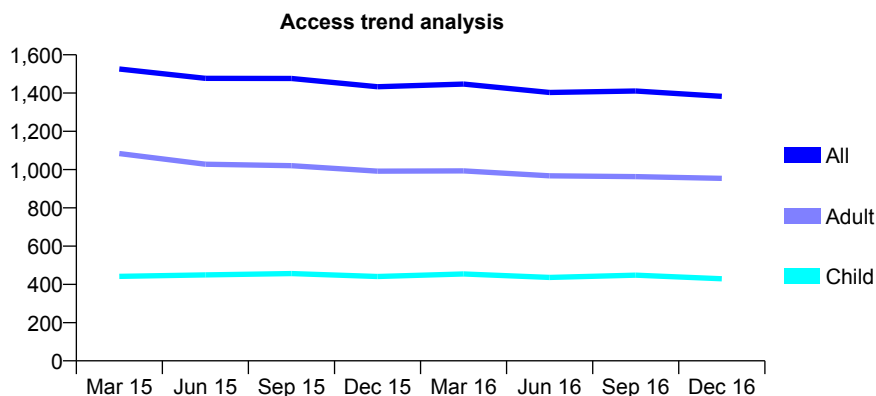
Q68 - Vital Signs At a Glance Contract Report for 949973/0001 - December 2016

Name or company name	MR A DARGAHI
Contract type name	GDS Contract
Purpose of contract	General
Contract start date	01/04/2006
Contract end date	

16/17 Contracted general activity (UDA)	5,000
Carry forward general activity (UDA)	-47
16/17 Contracted orthodontic activity (UOA)	0
Carry forward orthodontic activity (UOA)	0
Baseline contract value	£143,229.02

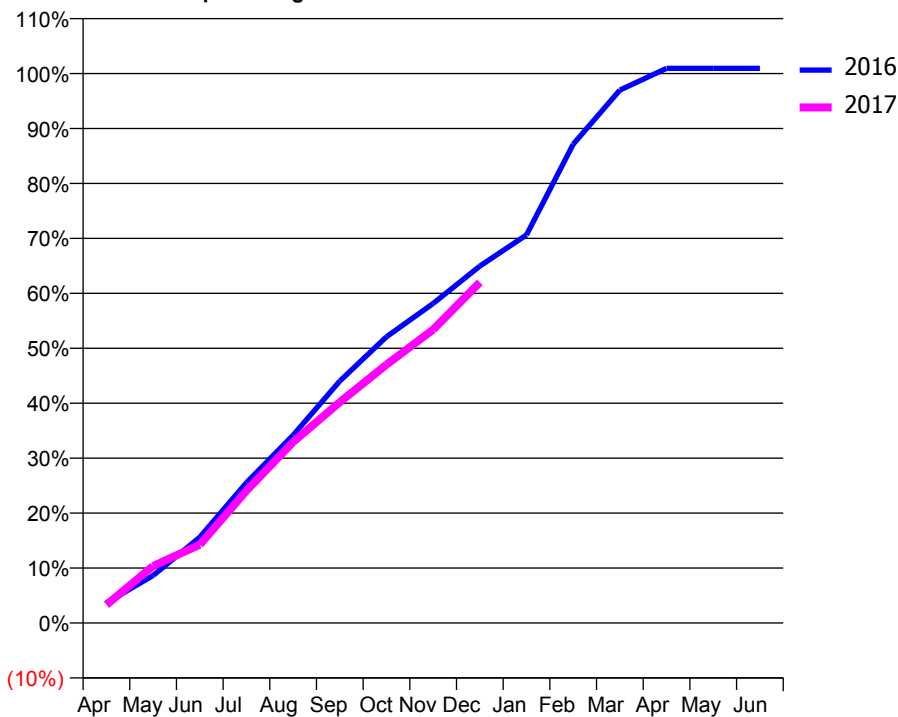
ACCESS*

Patients seen in 24 months	Total	Change since previous quarter
Quarter ending December 2015	1,433	
Quarter ending March 2016	1,447	→
Quarter ending June 2016	1,403	↓
Quarter ending September 2016	1,411	→
Quarter ending December 2016	1,383	↓
Variance since December 2015	(3.5%)	↓



ACTIVITY

Cumulative percentage of contracted UDA delivered 2016 & 2017



Month	Adjusted Scheduled Activity (UDA)	
	2016	2017
April	183	166
May	433	519
June	781	712
July	1,278	1,205
August	1,708	1,647
September	2,201	2,009
October	2,604	2,351
November	2,907	2,670
December	3,248	3,100
January	3,532	
February	4,357	
March	4,849	
April	5,047	
May	5,047	
June	5,047	

QUALITY

	Quantity	Base Number	Contract	AT	Region	England
% of FP17s for the same patient ID Re-attending within 3 months - Children	37	474	7.8%	9.9%	11.9%	12.4%
% of FP17s for the same patient ID Re-attending within 3 months - Adults	118	818	14.4%	15.8%	16.5%	16.6%
% of FP17s for the same patient ID Re-attending between 3 & 9 months - Children	301	474	63.5%	59.0%	60.2%	57.5%
% of FP17s for the same patient ID Re-attending between 3 & 9 months - Adults	411	818	50.2%	51.0%	52.0%	50.4%
% of FP17s for Band 1 Urgent Courses	119	1,215	9.8%	9.5%	9.5%	9.1%
% of FP17s Relating to Free Repair or Replacements	0	1,215	0.0%	0.6%	0.7%	0.8%
% of FP17s Relating to Continuations	9	1,215	0.7%	1.1%	1.2%	1.3%
% of Patients satisfied with the dentistry they have received	2	2	N/A	92.5%	92.9%	92.7%
% of Patients satisfied with the time they had to wait for an appointment	2	2	N/A	89.3%	88.8%	88.8%

* This is based on patients treated on this contract for their most recent course of treatment. Figures in italics indicate the base number of FP17s or Patient Questionnaire responses are less than 100. N/A is shown where the base number of responses is less than 10 during the period. % is calculated as Quantity/Base number*100

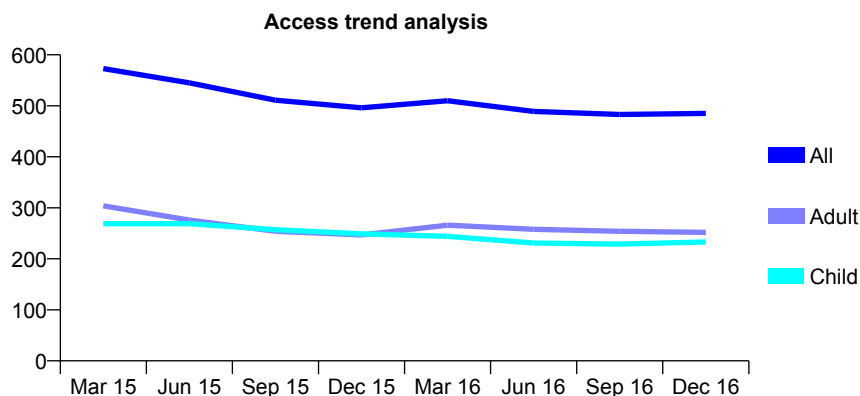
Q68 - Vital Signs At a Glance Contract Report for 953156/0001 - December 2016

Name or company name	MS V BALBONTIN LAUDIEN
Contract type name	GDS Contract
Purpose of contract	General
Contract start date	01/10/2012
Contract end date	

16/17 Contracted general activity (UDA)	1,666
Carry forward general activity (UDA)	-2
16/17 Contracted orthodontic activity (UOA)	0
Carry forward orthodontic activity (UOA)	0
Baseline contract value	£37,021.85

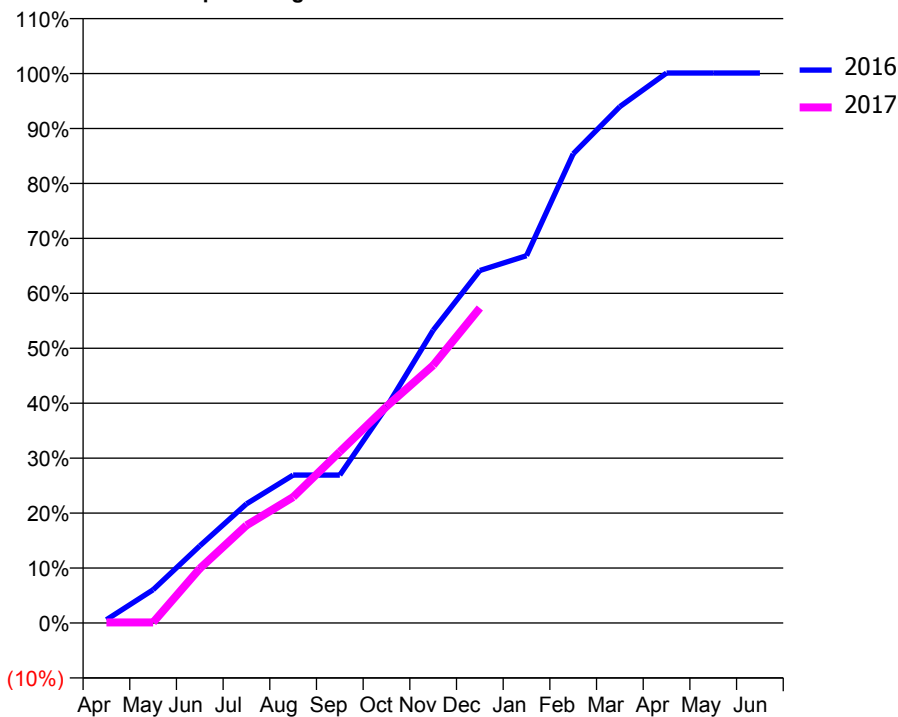
ACCESS*

Patients seen in 24 months	Total	Change since previous quarter
Quarter ending December 2015	496	
Quarter ending March 2016	510	↑
Quarter ending June 2016	489	↓
Quarter ending September 2016	483	↓
Quarter ending December 2016	485	→
Variance since December 2015	(2.2%)	↓



ACTIVITY

Cumulative percentage of contracted UDA delivered 2016 & 2017



Month	Adjusted Scheduled Activity (UDA)	
	2016	2017
April	10	2
May	101	2
June	234	165
July	361	296
August	448	382
September	448	519
October	655	656
November	888	781
December	1,069	955
January	1,114	
February	1,423	
March	1,566	
April	1,668	
May	1,668	
June	1,668	

QUALITY

	Quantity	Base Number	Contract	AT	Region	England
% of FP17s for the same patient ID Re-attending within 3 months - Children	5	191	2.6%	9.9%	11.9%	12.4%
% of FP17s for the same patient ID Re-attending within 3 months - Adults	17	208	8.2%	15.8%	16.5%	16.6%
% of FP17s for the same patient ID Re-attending between 3 & 9 months - Children	95	191	49.7%	59.0%	60.2%	57.5%
% of FP17s for the same patient ID Re-attending between 3 & 9 months - Adults	116	208	55.8%	51.0%	52.0%	50.4%
% of FP17s for Band 1 Urgent Courses	1	357	0.3%	9.5%	9.5%	9.1%
% of FP17s Relating to Free Repair or Replacements	0	357	0.0%	0.6%	0.7%	0.8%
% of FP17s Relating to Continuations	0	357	0.0%	1.1%	1.2%	1.3%
% of Patients satisfied with the dentistry they have received	0	0	N/A	92.5%	92.9%	92.7%
% of Patients satisfied with the time they had to wait for an appointment	0	0	N/A	89.3%	88.8%	88.8%

* This is based on patients treated on this contract for their most recent course of treatment. Figures in italics indicate the base number of FP17s or Patient Questionnaire responses are less than 100. N/A is shown where the base number of responses is less than 10 during the period. % is calculated as Quantity/Base number*100

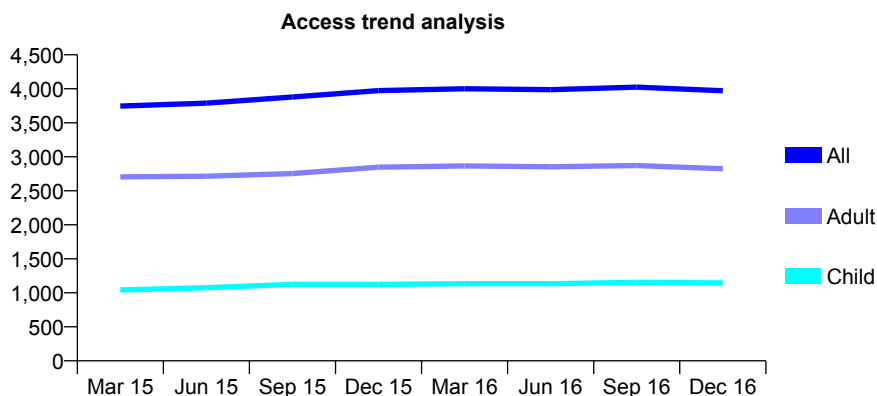
Q68 - Vital Signs At a Glance Contract Report for 959391/0001 - December 2016

Name or company name	MR MM BADRBEIGI
Contract type name	GDS Contract
Purpose of contract	General
Contract start date	01/04/2006
Contract end date	

16/17 Contracted general activity (UDA)	12,138
Carry forward general activity (UDA)	-2
16/17 Contracted orthodontic activity (UOA)	0
Carry forward orthodontic activity (UOA)	0
Baseline contract value	£317,161.60

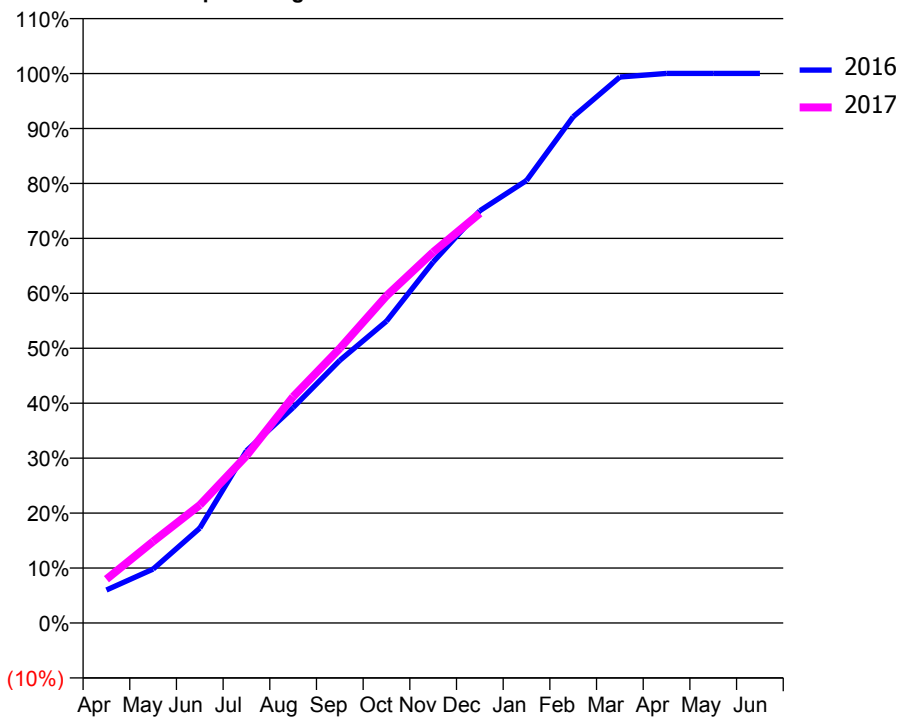
ACCESS*

Patients seen in 24 months	Total	Change since previous quarter
Quarter ending December 2015	3,973	
Quarter ending March 2016	4,001	→
Quarter ending June 2016	3,988	→
Quarter ending September 2016	4,024	→
Quarter ending December 2016	3,971	↓
Variance since December 2015	(0.1%)	→



ACTIVITY

Cumulative percentage of contracted UDA delivered 2016 & 2017



Month	Adjusted Scheduled Activity (UDA)	
	2016	2017
April	730	967
May	1,192	1,801
June	2,095	2,605
July	3,805	3,696
August	4,757	5,000
September	5,802	6,066
October	6,666	7,227
November	7,975	8,193
December	9,106	9,051
January	9,774	
February	11,182	
March	12,061	
April	12,140	
May	12,140	
June	12,140	

QUALITY

	Quantity	Base Number	Contract	AT	Region	England
% of FP17s for the same patient ID Re-attending within 3 months - Children	49	1,249	3.9%	9.9%	11.9%	12.4%
% of FP17s for the same patient ID Re-attending within 3 months - Adults	283	2,635	10.7%	15.8%	16.5%	16.6%
% of FP17s for the same patient ID Re-attending between 3 & 9 months - Children	781	1,249	62.5%	59.0%	60.2%	57.5%
% of FP17s for the same patient ID Re-attending between 3 & 9 months - Adults	1,489	2,635	56.5%	51.0%	52.0%	50.4%
% of FP17s for Band 1 Urgent Courses	172	3,833	4.5%	9.5%	9.5%	9.1%
% of FP17s Relating to Free Repair or Replacements	12	3,833	0.3%	0.6%	0.7%	0.8%
% of FP17s Relating to Continuations	10	3,833	0.3%	1.1%	1.2%	1.3%
% of Patients satisfied with the dentistry they have received	5	5	N/A	92.5%	92.9%	92.7%
% of Patients satisfied with the time they had to wait for an appointment	5	5	N/A	89.3%	88.8%	88.8%

* This is based on patients treated on this contract for their most recent course of treatment. Figures in italics indicate the base number of FP17s or Patient Questionnaire responses are less than 100. N/A is shown where the base number of responses is less than 10 during the period. % is calculated as Quantity/Base number*100

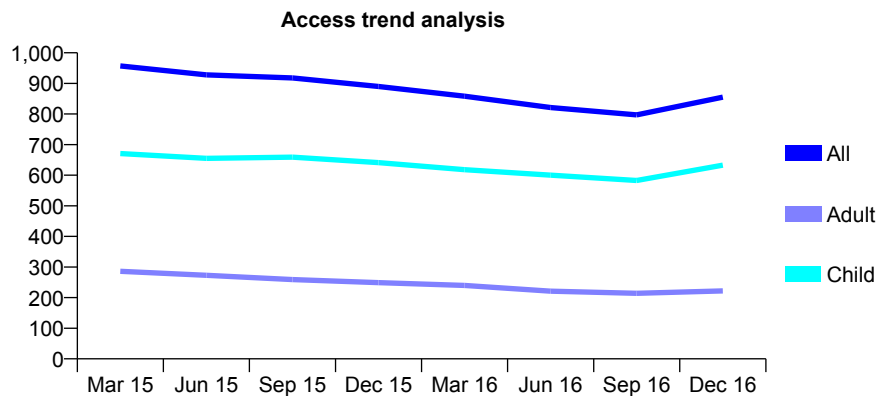
Q68 - Vital Signs At a Glance Contract Report for 960365/0001 - December 2016

Name or company name	MRS N HEIDARI-ROBINSON
Contract type name	GDS Contract
Purpose of contract	General
Contract start date	01/04/2012
Contract end date	

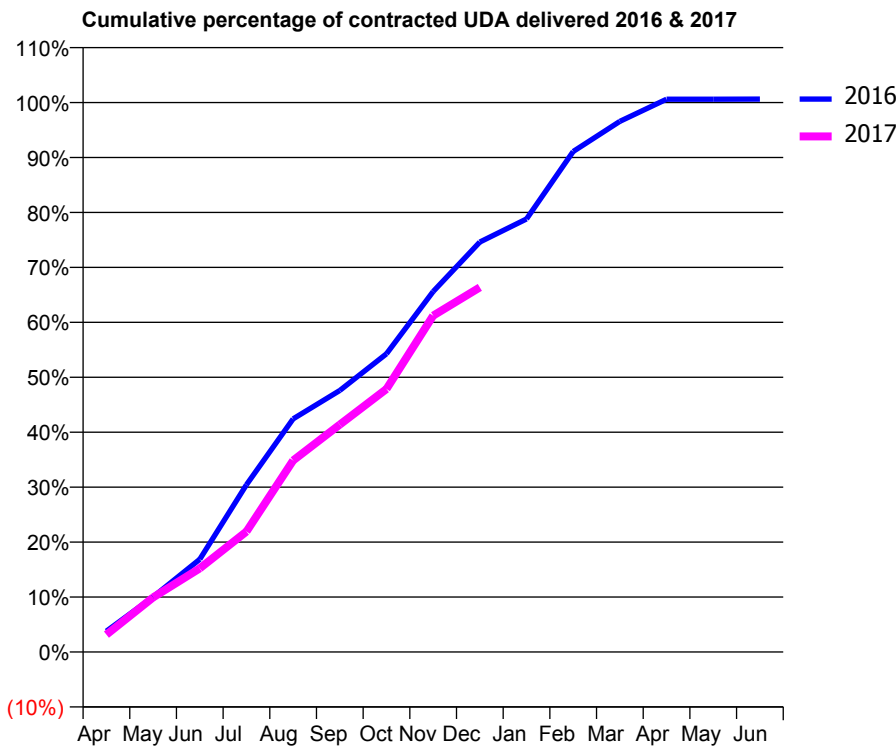
16/17 Contracted general activity (UDA)	3,300
Carry forward general activity (UDA)	-20
16/17 Contracted orthodontic activity (UOA)	0
Carry forward orthodontic activity (UOA)	0
Baseline contract value	£81,005.49

ACCESS*

Patients seen in 24 months	Total	Change since previous quarter
Quarter ending December 2015	890	
Quarter ending March 2016	858	↓
Quarter ending June 2016	821	↓
Quarter ending September 2016	797	↓
Quarter ending December 2016	855	↑
Variance since December 2015	(3.9%)	↓



ACTIVITY



Month	Adjusted Scheduled Activity (UDA)	
	2016	2017
April	125	104
May	331	328
June	557	502
July	1,005	724
August	1,400	1,151
September	1,571	1,366
October	1,791	1,580
November	2,165	2,020
December	2,462	2,190
January	2,601	
February	3,006	
March	3,187	
April	3,319	
May	3,319	
June	3,320	

QUALITY

	Quantity	Base Number	Contract	AT	Region	England
% of FP17s for the same patient ID Re-attending within 3 months - Children	94	927	10.1%	9.9%	11.9%	12.4%
% of FP17s for the same patient ID Re-attending within 3 months - Adults	25	146	17.1%	15.8%	16.5%	16.6%
% of FP17s for the same patient ID Re-attending between 3 & 9 months - Children	610	927	65.8%	59.0%	60.2%	57.5%
% of FP17s for the same patient ID Re-attending between 3 & 9 months - Adults	85	146	58.2%	51.0%	52.0%	50.4%
% of FP17s for Band 1 Urgent Courses	15	1,009	1.5%	9.5%	9.5%	9.1%
% of FP17s Relating to Free Repair or Replacements	0	1,009	0.0%	0.6%	0.7%	0.8%
% of FP17s Relating to Continuations	0	1,009	0.0%	1.1%	1.2%	1.3%
% of Patients satisfied with the dentistry they have received	1	1	N/A	92.5%	92.9%	92.7%
% of Patients satisfied with the time they had to wait for an appointment	1	1	N/A	89.3%	88.8%	88.8%

* This is based on patients treated on this contract for their most recent course of treatment. Figures in italics indicate the base number of FP17s or Patient Questionnaire responses are less than 100. N/A is shown where the base number of responses is less than 10 during the period. % is calculated as Quantity/Base number*100

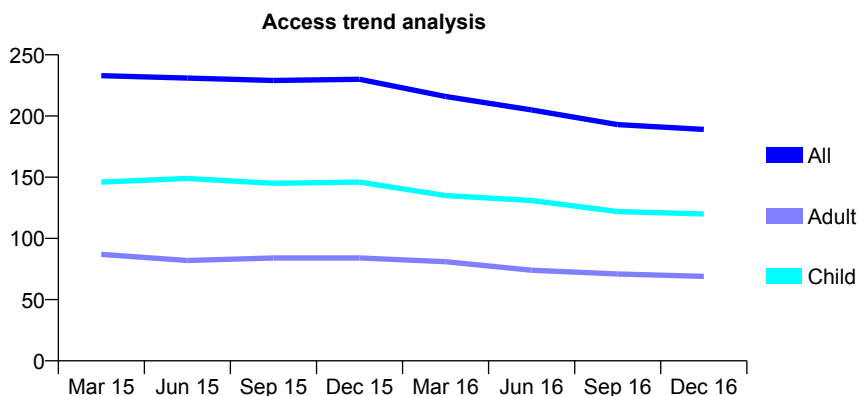
Q68 - Vital Signs At a Glance Contract Report for 962384/0001 - December 2016

Name or company name	MISS S JIWANI
Contract type name	GDS Contract
Purpose of contract	General
Contract start date	01/11/2011
Contract end date	

16/17 Contracted general activity (UDA)	470
Carry forward general activity (UDA)	-2
16/17 Contracted orthodontic activity (UOA)	0
Carry forward orthodontic activity (UOA)	0
Baseline contract value	£12,207.44

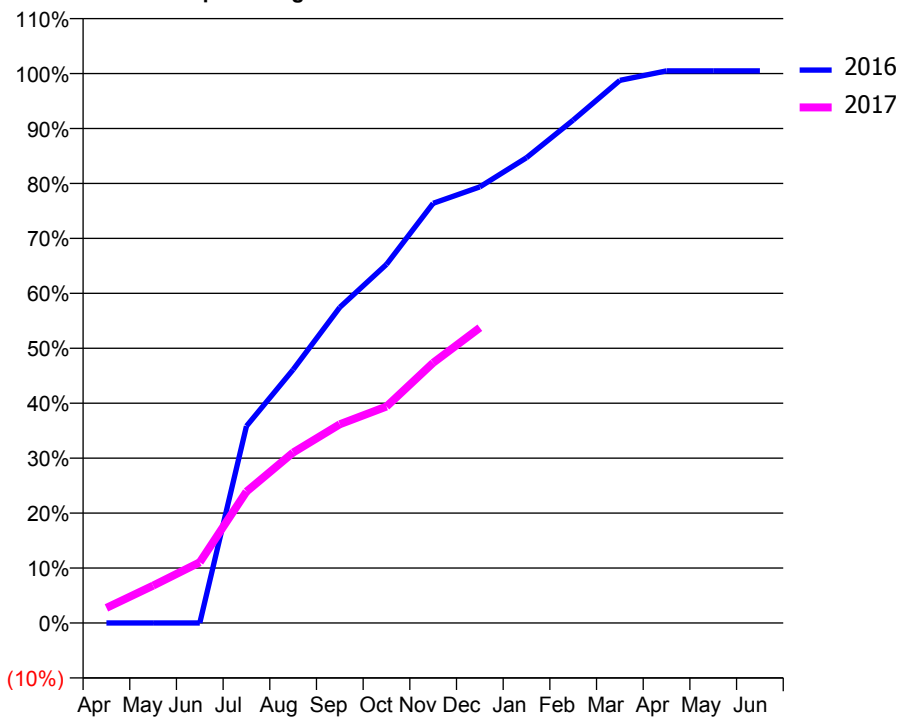
ACCESS*

Patients seen in 24 months	Total	Change since previous quarter
Quarter ending December 2015	230	
Quarter ending March 2016	216	↓
Quarter ending June 2016	205	↓
Quarter ending September 2016	193	↓
Quarter ending December 2016	189	↓
Variance since December 2015	(17.8%)	↓



ACTIVITY

Cumulative percentage of contracted UDA delivered 2016 & 2017



Month	Adjusted Scheduled Activity (UDA)	
	2016	2017
April	0	13
May	0	32
June	0	52
July	168	112
August	217	146
September	270	170
October	307	185
November	359	223
December	373	253
January	398	
February	430	
March	464	
April	472	
May	472	
June	472	

QUALITY

	Quantity	Base Number	Contract	AT	Region	England
% of FP17s for the same patient ID Re-attending within 3 months - Children	5	121	4.1%	9.9%	11.9%	12.4%
% of FP17s for the same patient ID Re-attending within 3 months - Adults	5	69	7.2%	15.8%	16.5%	16.6%
% of FP17s for the same patient ID Re-attending between 3 & 9 months - Children	90	121	74.4%	59.0%	60.2%	57.5%
% of FP17s for the same patient ID Re-attending between 3 & 9 months - Adults	48	69	69.6%	51.0%	52.0%	50.4%
% of FP17s for Band 1 Urgent Courses	8	179	4.5%	9.5%	9.5%	9.1%
% of FP17s Relating to Free Repair or Replacements	0	179	0.0%	0.6%	0.7%	0.8%
% of FP17s Relating to Continuations	0	179	0.0%	1.1%	1.2%	1.3%
% of Patients satisfied with the dentistry they have received	0	0	N/A	92.5%	92.9%	92.7%
% of Patients satisfied with the time they had to wait for an appointment	0	0	N/A	89.3%	88.8%	88.8%

* This is based on patients treated on this contract for their most recent course of treatment. Figures in italics indicate the base number of FP17s or Patient Questionnaire responses are less than 100. N/A is shown where the base number of responses is less than 10 during the period. % is calculated as Quantity/Base number*100

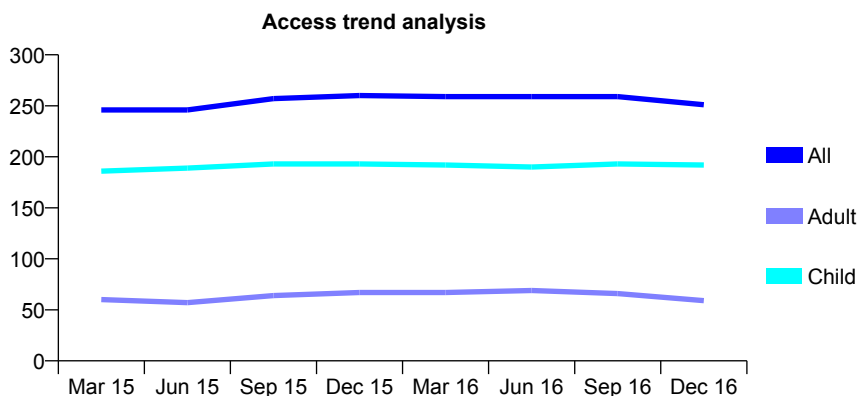
Q68 - Vital Signs At a Glance Contract Report for 963712/0001 - December 2016

Name or company name	MR RJ FRANCSICS
Contract type name	GDS Contract
Purpose of contract	General
Contract start date	01/06/2012
Contract end date	

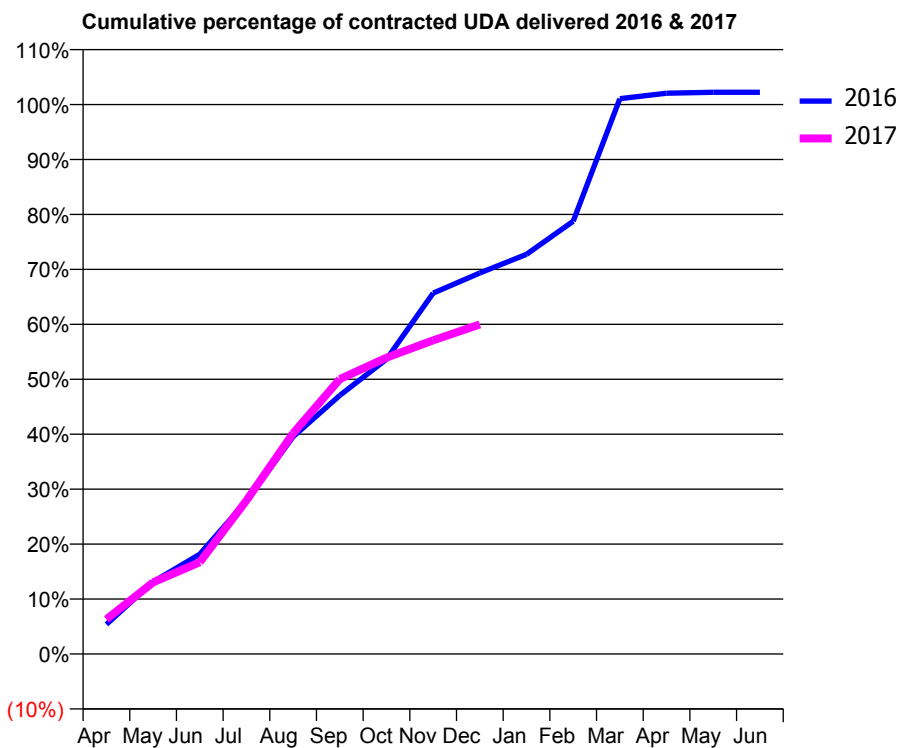
16/17 Contracted general activity (UDA)	600
Carry forward general activity (UDA)	-12
16/17 Contracted orthodontic activity (UOA)	0
Carry forward orthodontic activity (UOA)	0
Baseline contract value	£14,272.94

ACCESS*

Patients seen in 24 months	Total	Change since previous quarter
Quarter ending December 2015	260	
Quarter ending March 2016	259	→
Quarter ending June 2016	259	→
Quarter ending September 2016	259	→
Quarter ending December 2016	251	↓
Variance since December 2015	(3.5%)	↓



ACTIVITY



Month	Adjusted Scheduled Activity (UDA)	
	2016	2017
April	32	38
May	79	78
June	109	100
July	167	168
August	237	241
September	282	300
October	322	324
November	394	343
December	416	360
January	436	
February	473	
March	606	
April	612	
May	613	
June	613	

QUALITY

	Quantity	Base Number	Contract	AT	Region	England
% of FP17s for the same patient ID Re-attending within 3 months - Children	10	182	5.5%	9.9%	11.9%	12.4%
% of FP17s for the same patient ID Re-attending within 3 months - Adults	1	36	2.8%	15.8%	16.5%	16.6%
% of FP17s for the same patient ID Re-attending between 3 & 9 months - Children	111	182	61.0%	59.0%	60.2%	57.5%
% of FP17s for the same patient ID Re-attending between 3 & 9 months - Adults	18	36	50.0%	51.0%	52.0%	50.4%
% of FP17s for Band 1 Urgent Courses	9	212	4.2%	9.5%	9.5%	9.1%
% of FP17s Relating to Free Repair or Replacements	0	212	0.0%	0.6%	0.7%	0.8%
% of FP17s Relating to Continuations	0	212	0.0%	1.1%	1.2%	1.3%
% of Patients satisfied with the dentistry they have received	0	0	N/A	92.5%	92.9%	92.7%
% of Patients satisfied with the time they had to wait for an appointment	0	0	N/A	89.3%	88.8%	88.8%

* This is based on patients treated on this contract for their most recent course of treatment. Figures in italics indicate the base number of FP17s or Patient Questionnaire responses are less than 100. N/A is shown where the base number of responses is less than 10 during the period. % is calculated as Quantity/Base number*100

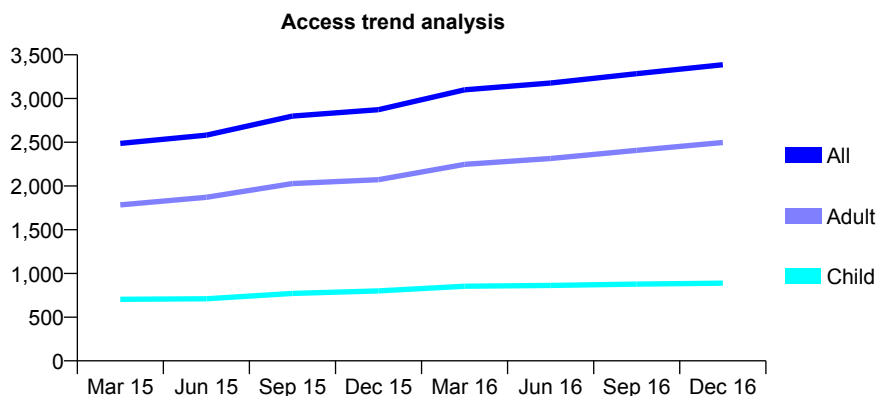
Q68 - Vital Signs At a Glance Contract Report for 972029/0001 - December 2016

Name or company name	MISS KM BOLES
Contract type name	GDS Contract
Purpose of contract	General
Contract start date	01/09/2013
Contract end date	

16/17 Contracted general activity (UDA)	8,284
Carry forward general activity (UDA)	-83
16/17 Contracted orthodontic activity (UOA)	0
Carry forward orthodontic activity (UOA)	0
Baseline contract value	£210,291.95

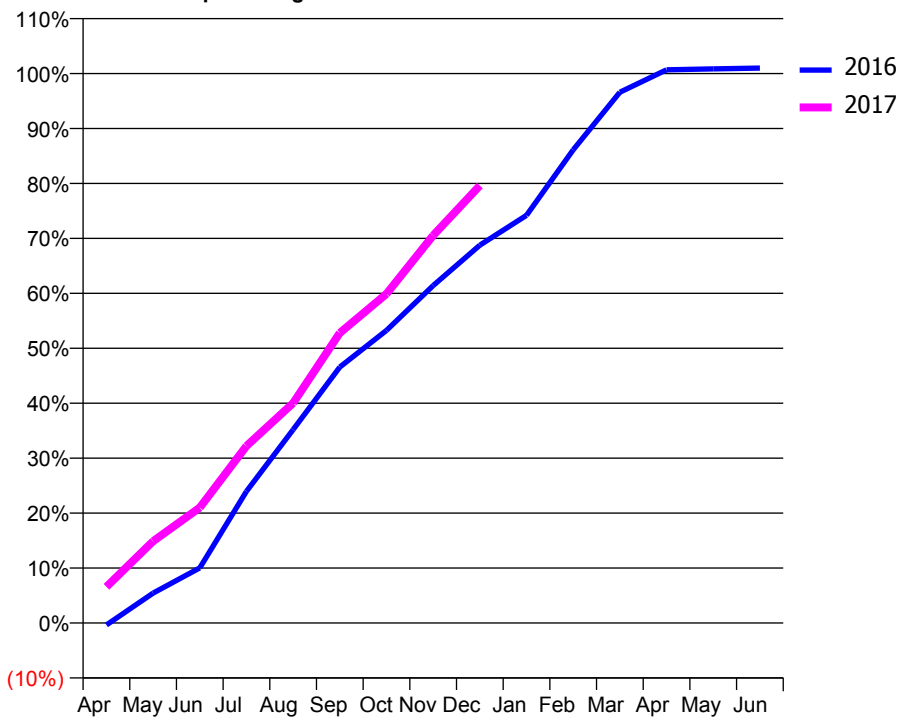
ACCESS*

Patients seen in 24 months	Total	Change since previous quarter
Quarter ending December 2015	2,872	
Quarter ending March 2016	3,100	↑
Quarter ending June 2016	3,177	↑
Quarter ending September 2016	3,284	↑
Quarter ending December 2016	3,386	↑
Variance since December 2015	17.9%	↑



ACTIVITY

Cumulative percentage of contracted UDA delivered 2016 & 2017



Month	Adjusted Scheduled Activity (UDA)	
	2016	2017
April	-31	545
May	450	1,233
June	832	1,740
July	1,985	2,669
August	2,916	3,317
September	3,859	4,373
October	4,411	4,962
November	5,088	5,844
December	5,696	6,595
January	6,146	
February	7,134	
March	8,002	
April	8,341	
May	8,355	
June	8,367	

QUALITY

	Quantity	Base Number	Contract	AT	Region	England
% of FP17s for the same patient ID Re-attending within 3 months - Children	68	965	7.0%	9.9%	11.9%	12.4%
% of FP17s for the same patient ID Re-attending within 3 months - Adults	375	2,513	14.9%	15.8%	16.5%	16.6%
% of FP17s for the same patient ID Re-attending between 3 & 9 months - Children	588	965	60.9%	59.0%	60.2%	57.5%
% of FP17s for the same patient ID Re-attending between 3 & 9 months - Adults	1,233	2,513	49.1%	51.0%	52.0%	50.4%
% of FP17s for Band 1 Urgent Courses	227	2,926	7.8%	9.5%	9.5%	9.1%
% of FP17s Relating to Free Repair or Replacements	20	2,926	0.7%	0.6%	0.7%	0.8%
% of FP17s Relating to Continuations	27	2,926	0.9%	1.1%	1.2%	1.3%
% of Patients satisfied with the dentistry they have received	6	6	N/A	92.5%	92.9%	92.7%
% of Patients satisfied with the time they had to wait for an appointment	6	6	N/A	89.3%	88.8%	88.8%

* This is based on patients treated on this contract for their most recent course of treatment. Figures in italics indicate the base number of FP17s or Patient Questionnaire responses are less than 100. N/A is shown where the base number of responses is less than 10 during the period. % is calculated as Quantity/Base number*100

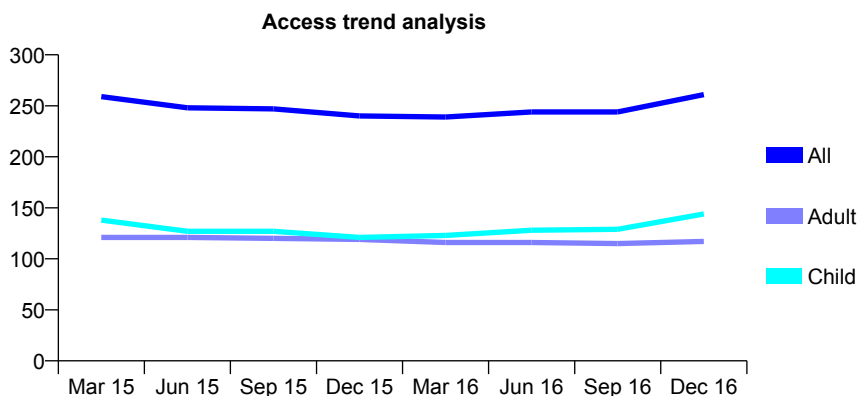
Q68 - Vital Signs At a Glance Contract Report for 974498/0001 - December 2016

Name or company name	MR MA TREMMEL
Contract type name	GDS Contract
Purpose of contract	General
Contract start date	24/12/2011
Contract end date	

16/17 Contracted general activity (UDA)	727
Carry forward general activity (UDA)	-2
16/17 Contracted orthodontic activity (UOA)	0
Carry forward orthodontic activity (UOA)	0
Baseline contract value	£16,387.61

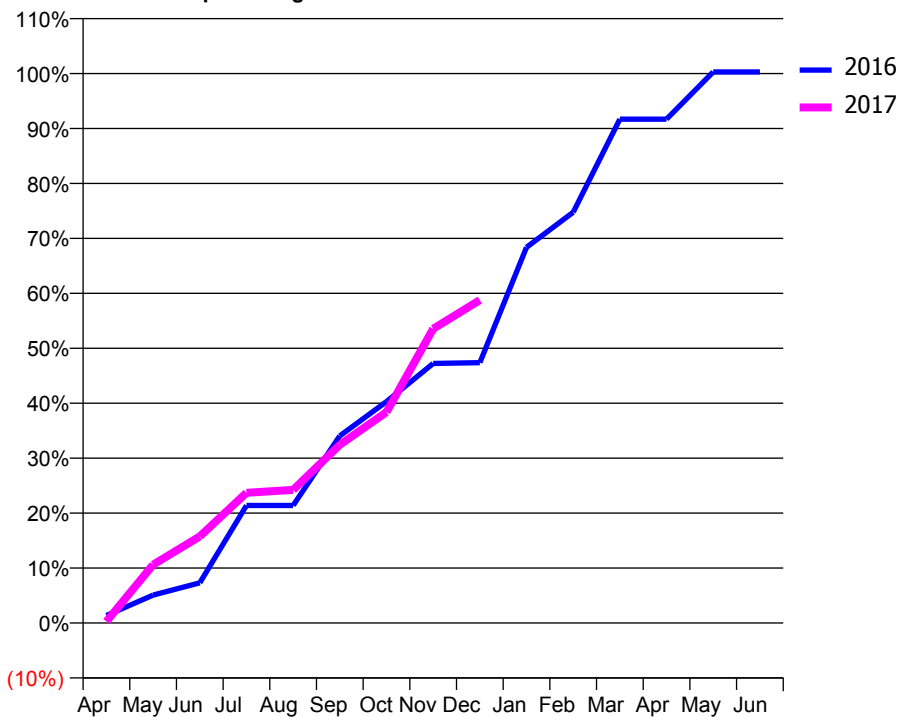
ACCESS*

Patients seen in 24 months	Total	Change since previous quarter
Quarter ending December 2015	240	
Quarter ending March 2016	239	→
Quarter ending June 2016	244	↑
Quarter ending September 2016	244	→
Quarter ending December 2016	261	↑
Variance since December 2015	8.8%	↑



ACTIVITY

Cumulative percentage of contracted UDA delivered 2016 & 2017



Month	Adjusted Scheduled Activity (UDA)	
	2016	2017
April	10	2
May	37	77
June	53	115
July	156	172
August	156	176
September	248	236
October	293	279
November	343	389
December	344	427
January	497	
February	543	
March	667	
April	667	
May	729	
June	729	

QUALITY

	Quantity	Base Number	Contract	AT	Region	England
% of FP17s for the same patient ID Re-attending within 3 months - Children	14	152	9.2%	9.9%	11.9%	12.4%
% of FP17s for the same patient ID Re-attending within 3 months - Adults	7	84	8.3%	15.8%	16.5%	16.6%
% of FP17s for the same patient ID Re-attending between 3 & 9 months - Children	81	152	53.3%	59.0%	60.2%	57.5%
% of FP17s for the same patient ID Re-attending between 3 & 9 months - Adults	44	84	52.4%	51.0%	52.0%	50.4%
% of FP17s for Band 1 Urgent Courses	11	212	5.2%	9.5%	9.5%	9.1%
% of FP17s Relating to Free Repair or Replacements	0	212	0.0%	0.6%	0.7%	0.8%
% of FP17s Relating to Continuations	0	212	0.0%	1.1%	1.2%	1.3%
% of Patients satisfied with the dentistry they have received	0	0	N/A	92.5%	92.9%	92.7%
% of Patients satisfied with the time they had to wait for an appointment	0	0	N/A	89.3%	88.8%	88.8%

* This is based on patients treated on this contract for their most recent course of treatment. Figures in italics indicate the base number of FP17s or Patient Questionnaire responses are less than 100. N/A is shown where the base number of responses is less than 10 during the period. % is calculated as Quantity/Base number*100

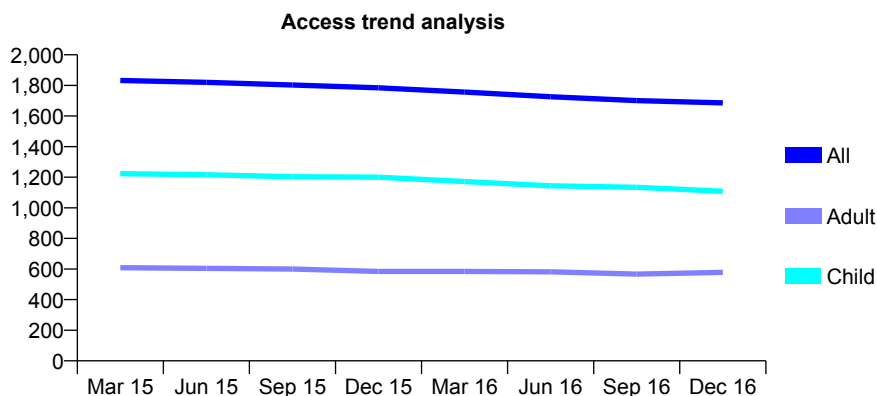
Q68 - Vital Signs At a Glance Contract Report for 979481/0001 - December 2016

Name or company name	MR JA PASCOE
Contract type name	GDS Contract
Purpose of contract	General
Contract start date	01/04/2006
Contract end date	

16/17 Contracted general activity (UDA)	3,100
Carry forward general activity (UDA)	-50
16/17 Contracted orthodontic activity (UOA)	0
Carry forward orthodontic activity (UOA)	0
Baseline contract value	£66,393.09

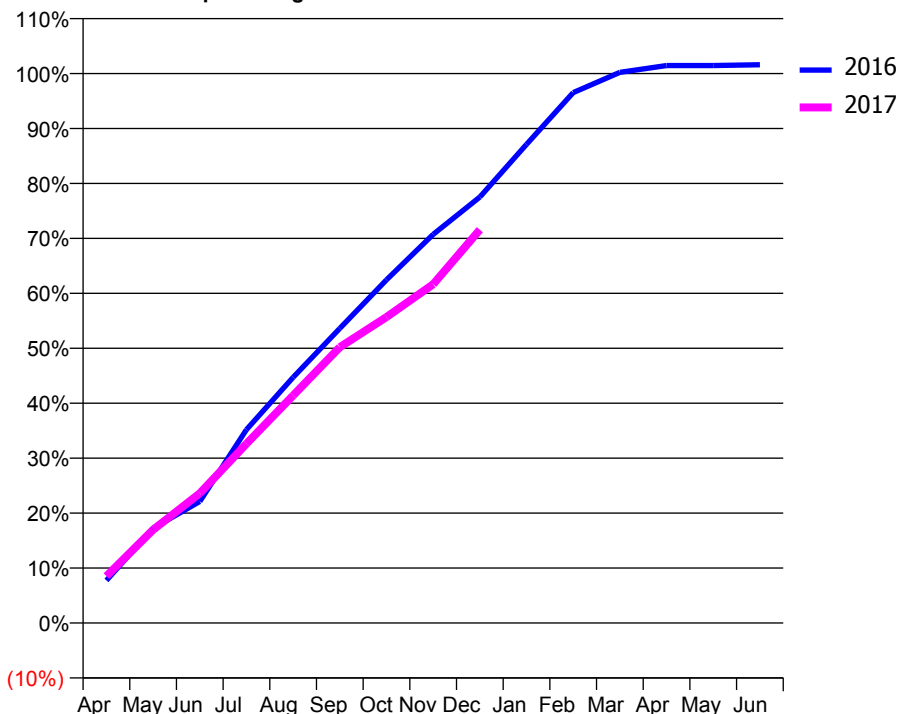
ACCESS*

Patients seen in 24 months	Total	Change since previous quarter
Quarter ending December 2015	1,784	
Quarter ending March 2016	1,756	↓
Quarter ending June 2016	1,726	↓
Quarter ending September 2016	1,701	↓
Quarter ending December 2016	1,686	→
Variance since December 2015	(5.5%)	↓



ACTIVITY

Cumulative percentage of contracted UDA delivered 2016 & 2017



Month	Adjusted Scheduled Activity (UDA)	
	2016	2017
April	240	264
May	534	526
June	685	732
July	1,091	1,011
August	1,386	1,284
September	1,662	1,556
October	1,936	1,726
November	2,192	1,911
December	2,403	2,219
January	2,700	
February	2,992	
March	3,106	
April	3,145	
May	3,145	
June	3,150	

QUALITY

	Quantity	Base Number	Contract	AT	Region	England
% of FP17s for the same patient ID Re-attending within 3 months - Children	56	1,227	4.6%	9.9%	11.9%	12.4%
% of FP17s for the same patient ID Re-attending within 3 months - Adults	23	397	5.8%	15.8%	16.5%	16.6%
% of FP17s for the same patient ID Re-attending between 3 & 9 months - Children	704	1,227	57.4%	59.0%	60.2%	57.5%
% of FP17s for the same patient ID Re-attending between 3 & 9 months - Adults	202	397	50.9%	51.0%	52.0%	50.4%
% of FP17s for Band 1 Urgent Courses	61	1,584	3.9%	9.5%	9.5%	9.1%
% of FP17s Relating to Free Repair or Replacements	1	1,584	0.1%	0.6%	0.7%	0.8%
% of FP17s Relating to Continuations	13	1,584	0.8%	1.1%	1.2%	1.3%
% of Patients satisfied with the dentistry they have received	0	0	N/A	92.5%	92.9%	92.7%
% of Patients satisfied with the time they had to wait for an appointment	0	0	N/A	89.3%	88.8%	88.8%

* This is based on patients treated on this contract for their most recent course of treatment. Figures in italics indicate the base number of FP17s or Patient Questionnaire responses are less than 100. N/A is shown where the base number of responses is less than 10 during the period. % is calculated as Quantity/Base number*100

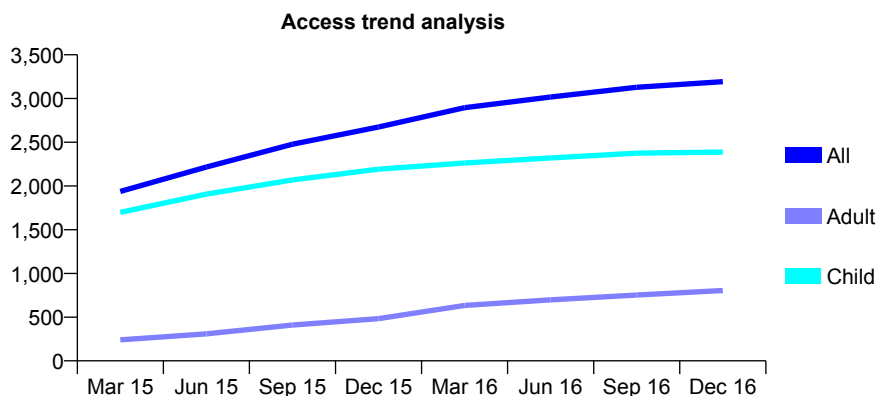
Q68 - Vital Signs At a Glance Contract Report for 981893/0001 - December 2016

Name or company name	MS MN VO
Contract type name	GDS Contract
Purpose of contract	General
Contract start date	18/08/2014
Contract end date	

16/17 Contracted general activity (UDA)	6,000
Carry forward general activity (UDA)	-111
16/17 Contracted orthodontic activity (UOA)	0
Carry forward orthodontic activity (UOA)	0
Baseline contract value	£147,951.51

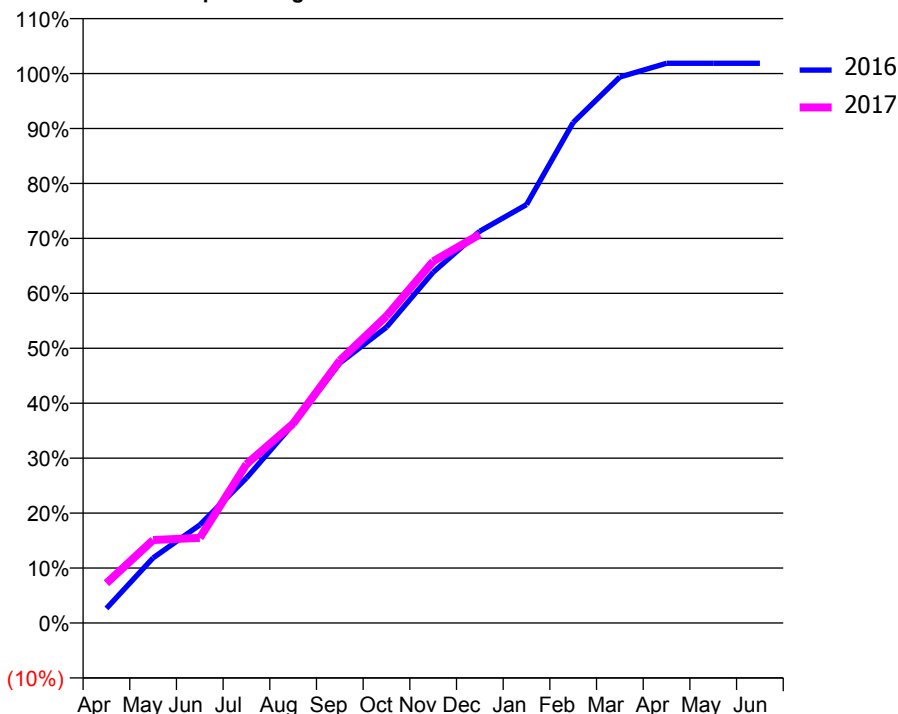
ACCESS*

Patients seen in 24 months	Total	Change since previous quarter
Quarter ending December 2015	2,674	
Quarter ending March 2016	2,896	↑
Quarter ending June 2016	3,018	↑
Quarter ending September 2016	3,128	↑
Quarter ending December 2016	3,192	↑
Variance since December 2015	19.4%	↑



ACTIVITY

Cumulative percentage of contracted UDA delivered 2016 & 2017



Month	Adjusted Scheduled Activity (UDA)	
	2016	2017
April	159	435
May	712	906
June	1,070	930
July	1,583	1,734
August	2,172	2,178
September	2,838	2,866
October	3,230	3,352
November	3,830	3,949
December	4,279	4,243
January	4,569	
February	5,465	
March	5,961	
April	6,111	
May	6,111	
June	6,111	

QUALITY

	Quantity	Base Number	Contract	AT	Region	England
% of FP17s for the same patient ID Re-attending within 3 months - Children	170	2,591	6.6%	9.9%	11.9%	12.4%
% of FP17s for the same patient ID Re-attending within 3 months - Adults	25	371	6.7%	15.8%	16.5%	16.6%
% of FP17s for the same patient ID Re-attending between 3 & 9 months - Children	1,649	2,591	63.6%	59.0%	60.2%	57.5%
% of FP17s for the same patient ID Re-attending between 3 & 9 months - Adults	131	371	35.3%	51.0%	52.0%	50.4%
% of FP17s for Band 1 Urgent Courses	150	2,855	5.3%	9.5%	9.5%	9.1%
% of FP17s Relating to Free Repair or Replacements	4	2,855	0.1%	0.6%	0.7%	0.8%
% of FP17s Relating to Continuations	7	2,855	0.2%	1.1%	1.2%	1.3%
% of Patients satisfied with the dentistry they have received	5	5	N/A	92.5%	92.9%	92.7%
% of Patients satisfied with the time they had to wait for an appointment	4	5	N/A	89.3%	88.8%	88.8%

* This is based on patients treated on this contract for their most recent course of treatment. Figures in italics indicate the base number of FP17s or Patient Questionnaire responses are less than 100. N/A is shown where the base number of responses is less than 10 during the period. % is calculated as Quantity/Base number*100

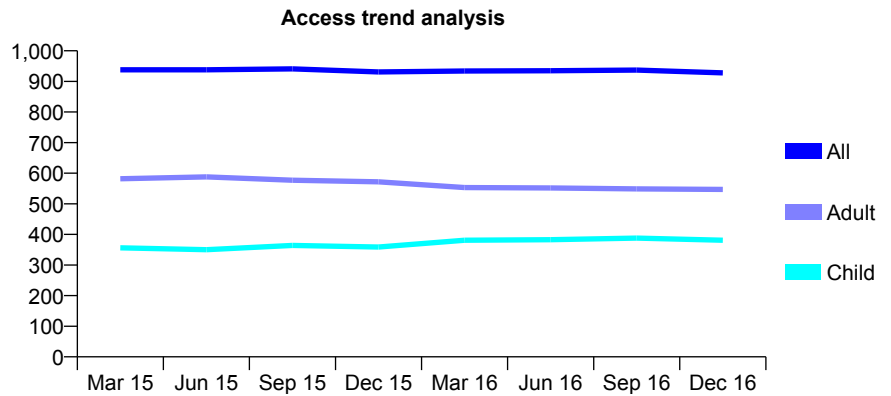
Q68 - Vital Signs At a Glance Contract Report for 982784/0001 - December 2016

Name or company name	MISS ME DAVIES
Contract type name	GDS Contract
Purpose of contract	General
Contract start date	01/04/2006
Contract end date	

16/17 Contracted general activity (UDA)	2,505
Carry forward general activity (UDA)	-18
16/17 Contracted orthodontic activity (UOA)	0
Carry forward orthodontic activity (UOA)	0
Baseline contract value	£57,775.28

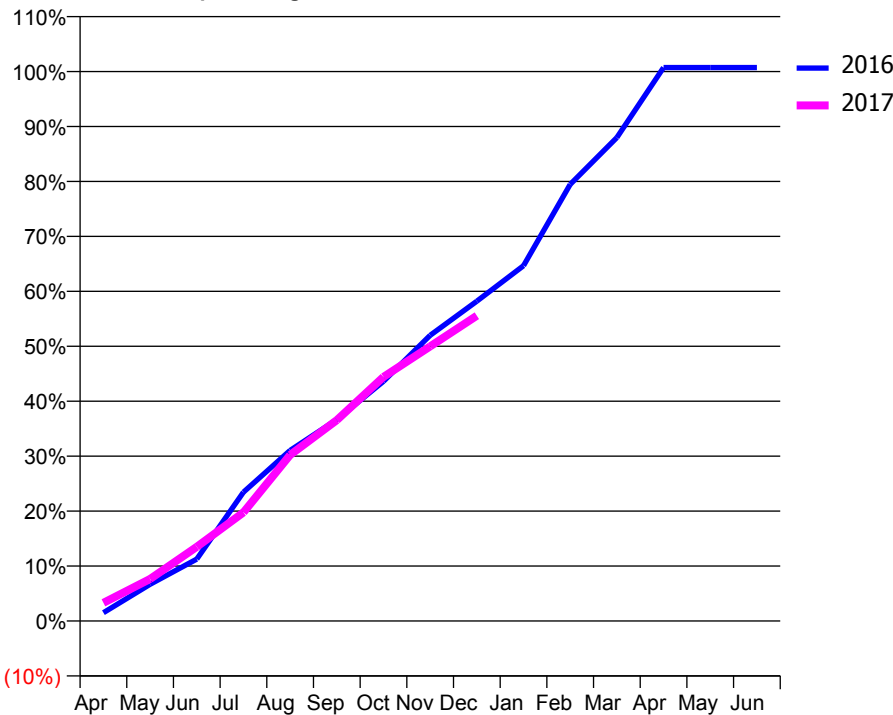
ACCESS*

Patients seen in 24 months	Total	Change since previous quarter
Quarter ending December 2015	931	
Quarter ending March 2016	934	→
Quarter ending June 2016	935	→
Quarter ending September 2016	937	→
Quarter ending December 2016	928	→
Variance since December 2015	(0.3%)	→



ACTIVITY

Cumulative percentage of contracted UDA delivered 2016 & 2017



Month	Adjusted Scheduled Activity (UDA)	
	2016	2017
April	38	83
May	167	192
June	282	338
July	588	495
August	778	757
September	918	916
October	1,092	1,113
November	1,302	1,252
December	1,458	1,392
January	1,620	
February	1,991	
March	2,204	
April	2,523	
May	2,523	
June	2,523	

QUALITY

	Quantity	Base Number	Contract	AT	Region	England
% of FP17s for the same patient ID Re-attending within 3 months - Children	21	515	4.1%	9.9%	11.9%	12.4%
% of FP17s for the same patient ID Re-attending within 3 months - Adults	52	553	9.4%	15.8%	16.5%	16.6%
% of FP17s for the same patient ID Re-attending between 3 & 9 months - Children	402	515	78.1%	59.0%	60.2%	57.5%
% of FP17s for the same patient ID Re-attending between 3 & 9 months - Adults	364	553	65.8%	51.0%	52.0%	50.4%
% of FP17s for Band 1 Urgent Courses	44	896	4.9%	9.5%	9.5%	9.1%
% of FP17s Relating to Free Repair or Replacements	3	896	0.3%	0.6%	0.7%	0.8%
% of FP17s Relating to Continuations	0	896	0.0%	1.1%	1.2%	1.3%
% of Patients satisfied with the dentistry they have received	3	3	N/A	92.5%	92.9%	92.7%
% of Patients satisfied with the time they had to wait for an appointment	3	3	N/A	89.3%	88.8%	88.8%

* This is based on patients treated on this contract for their most recent course of treatment. Figures in italics indicate the base number of FP17s or Patient Questionnaire responses are less than 100. N/A is shown where the base number of responses is less than 10 during the period. % is calculated as Quantity/Base number*100

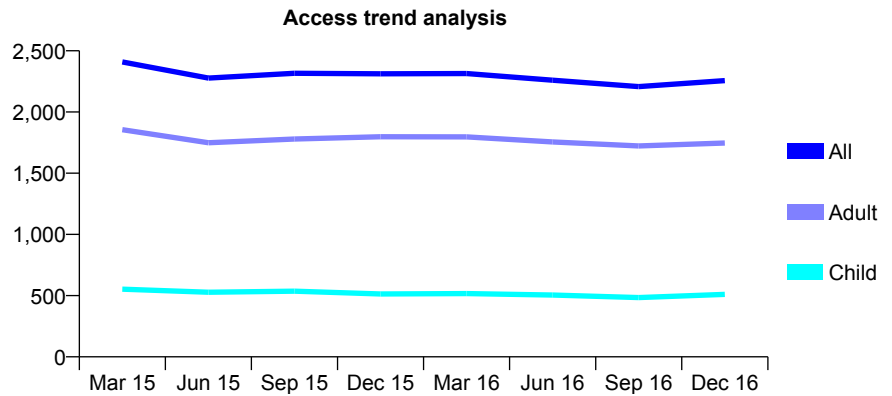
Q68 - Vital Signs At a Glance Contract Report for 993980/0002 - December 2016

Name or company name	MISS SH WILKINSON
Contract type name	GDS Contract
Purpose of contract	General
Contract start date	01/07/2007
Contract end date	

16/17 Contracted general activity (UDA)	6,500
Carry forward general activity (UDA)	0
16/17 Contracted orthodontic activity (UOA)	0
Carry forward orthodontic activity (UOA)	0
Baseline contract value	£164,991.21

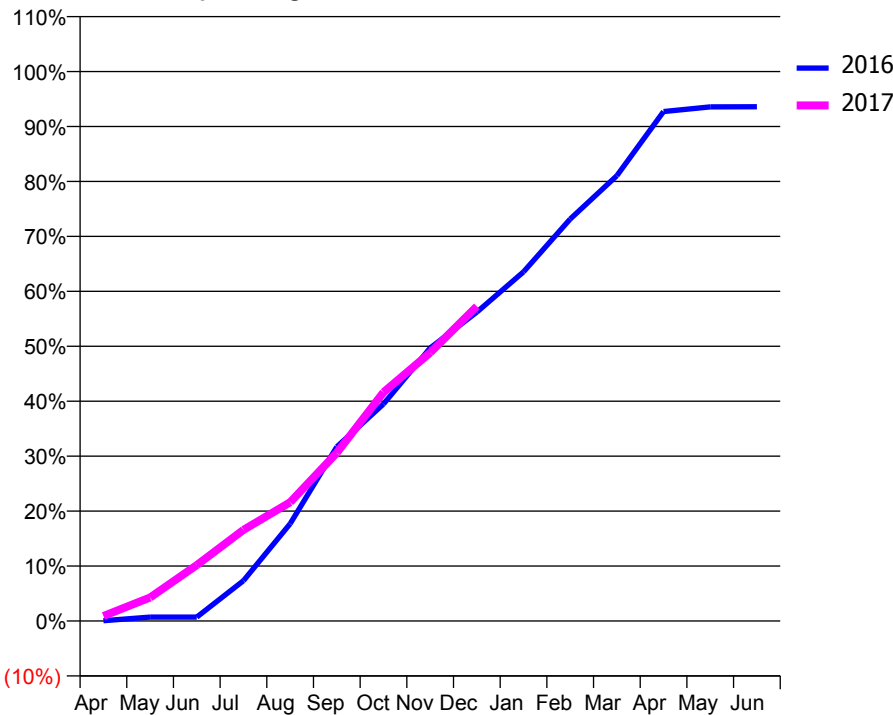
ACCESS*

Patients seen in 24 months	Total	Change since previous quarter
Quarter ending December 2015	2,312	
Quarter ending March 2016	2,314	→
Quarter ending June 2016	2,260	↓
Quarter ending September 2016	2,207	↓
Quarter ending December 2016	2,257	↑
Variance since December 2015	(2.4%)	↓



ACTIVITY

Cumulative percentage of contracted UDA delivered 2016 & 2017



Month	Adjusted Scheduled Activity (UDA)	
	2016	2017
April	3	59
May	43	279
June	43	661
July	441	1,079
August	1,063	1,405
September	1,902	1,990
October	2,369	2,705
November	2,982	3,175
December	3,372	3,722
January	3,813	
February	4,389	
March	4,863	
April	5,563	
May	5,614	
June	5,615	

QUALITY

	Quantity	Base Number	Contract	AT	Region	England
% of FP17s for the same patient ID Re-attending within 3 months - Children	11	354	3.1%	9.9%	11.9%	12.4%
% of FP17s for the same patient ID Re-attending within 3 months - Adults	142	1,293	11.0%	15.8%	16.5%	16.6%
% of FP17s for the same patient ID Re-attending between 3 & 9 months - Children	122	354	34.5%	59.0%	60.2%	57.5%
% of FP17s for the same patient ID Re-attending between 3 & 9 months - Adults	484	1,293	37.4%	51.0%	52.0%	50.4%
% of FP17s for Band 1 Urgent Courses	57	1,380	4.1%	9.5%	9.5%	9.1%
% of FP17s Relating to Free Repair or Replacements	23	1,380	1.7%	0.6%	0.7%	0.8%
% of FP17s Relating to Continuations	8	1,380	0.6%	1.1%	1.2%	1.3%
% of Patients satisfied with the dentistry they have received	12	13	92.3%	92.5%	92.9%	92.7%
% of Patients satisfied with the time they had to wait for an appointment	12	13	92.3%	89.3%	88.8%	88.8%

* This is based on patients treated on this contract for their most recent course of treatment. Figures in italics indicate the base number of FP17s or Patient Questionnaire responses are less than 100. N/A is shown where the base number of responses is less than 10 during the period. % is calculated as Quantity/Base number*100

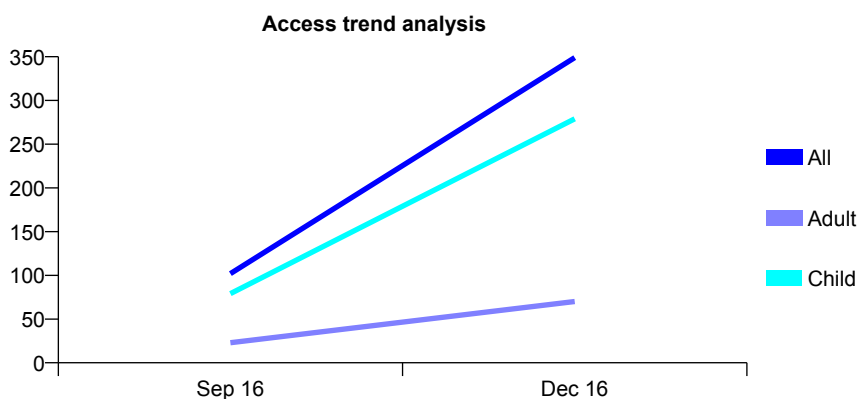
Q69 - Vital Signs At a Glance Contract Report for 100194/0000 - December 2016

Name or company name	Chalfont St Peter Partnership
Contract type name	GDS Contract
Purpose of contract	General
Contract start date	01/08/2016
Contract end date	

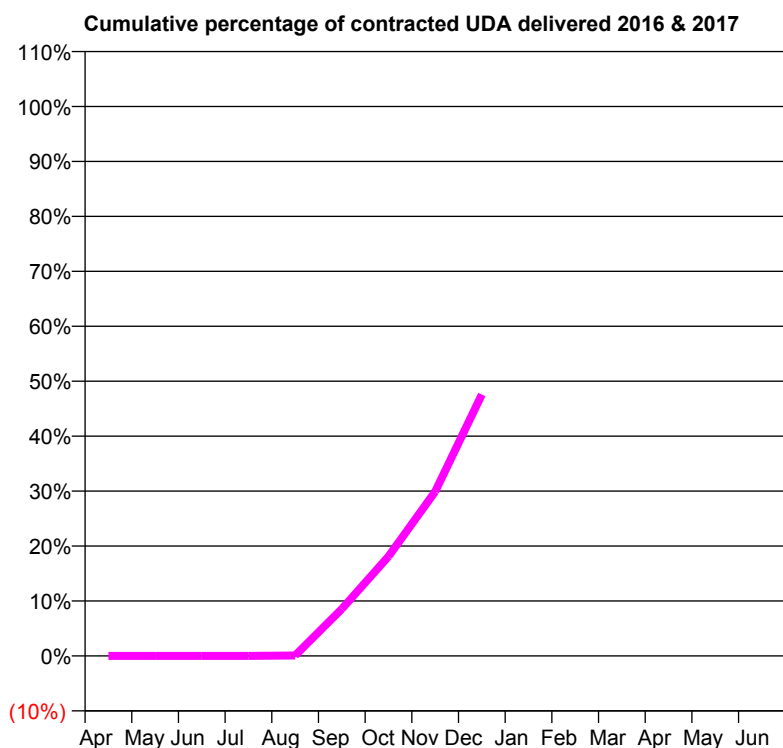
16/17 Contracted general activity (UDA)	1,067
Carry forward general activity (UDA)	0
16/17 Contracted orthodontic activity (UOA)	0
Carry forward orthodontic activity (UOA)	0
Baseline contract value	£27,125.63

ACCESS*

Patients seen in 24 months	Total	Change since previous quarter
Quarter ending December 2015	0	
Quarter ending March 2016	0	
Quarter ending June 2016	0	
Quarter ending September 2016	102	↑
Quarter ending December 2016	349	↑
Variance since December 2015	N/A	



ACTIVITY



Month	Adjusted Scheduled Activity (UDA)	
	2016	2017
April	0	0
May	0	0
June	0	0
July	0	0
August	0	1
September	0	91
October	0	193
November	0	319
December	0	508
January	0	
February	0	
March	0	
April	0	
May	0	
June	0	

QUALITY

	Quantity	Base Number	Contract	AT	Region	England
% of FP17s for the same patient ID Re-attending within 3 months - Children	5	281	1.8%	12.0%	11.9%	12.4%
% of FP17s for the same patient ID Re-attending within 3 months - Adults	2	63	3.2%	15.6%	16.5%	16.6%
% of FP17s for the same patient ID Re-attending between 3 & 9 months - Children	1	281	0.4%	57.2%	60.2%	57.5%
% of FP17s for the same patient ID Re-attending between 3 & 9 months - Adults	0	63	0.0%	48.8%	52.0%	50.4%
% of FP17s for Band 1 Urgent Courses	8	344	2.3%	9.6%	9.5%	9.1%
% of FP17s Relating to Free Repair or Replacements	0	344	0.0%	0.8%	0.7%	0.8%
% of FP17s Relating to Continuations	0	344	0.0%	0.9%	1.2%	1.3%
% of Patients satisfied with the dentistry they have received	0	0	N/A	93.5%	92.9%	92.7%
% of Patients satisfied with the time they had to wait for an appointment	0	0	N/A	90.4%	88.8%	88.8%

* This is based on patients treated on this contract for their most recent course of treatment. Figures in italics indicate the base number of FP17s or Patient Questionnaire responses are less than 100. N/A is shown where the base number of responses is less than 10 during the period. % is calculated as Quantity/Base number*100

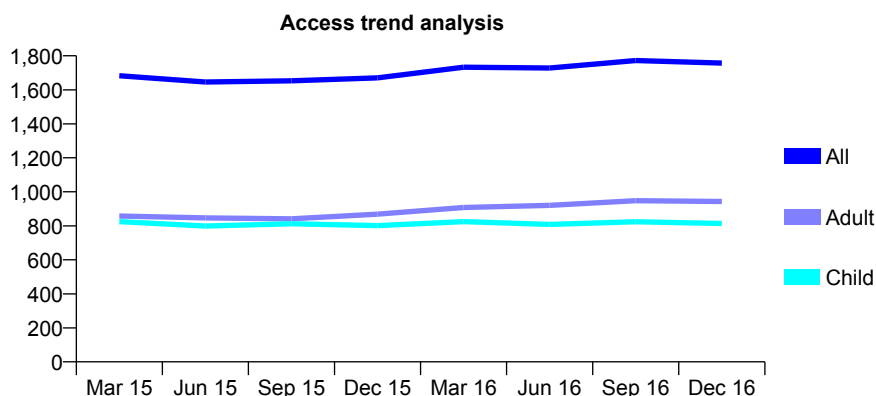
Q69 - Vital Signs At a Glance Contract Report for 101281/0060 - December 2016

Name or company name	OASIS DENTAL CARE LTD
Contract type name	GDS Contract
Purpose of contract	General
Contract start date	01/04/2006
Contract end date	

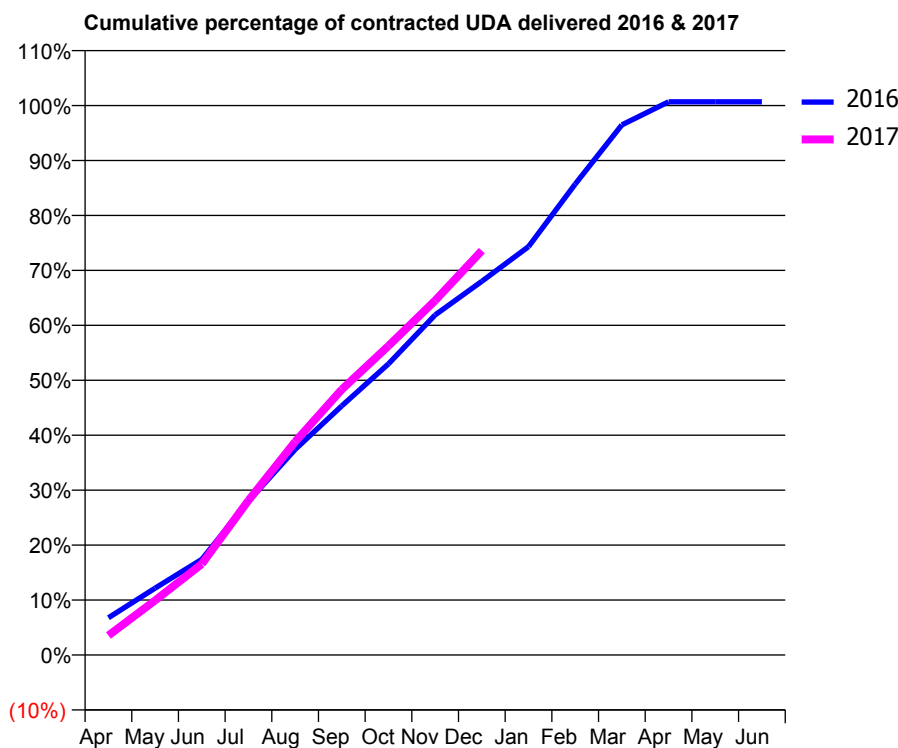
16/17 Contracted general activity (UDA)	3,680
Carry forward general activity (UDA)	60
16/17 Contracted orthodontic activity (UOA)	0
Carry forward orthodontic activity (UOA)	0
Baseline contract value	£83,018.00

ACCESS*

Patients seen in 24 months	Total	Change since previous quarter
Quarter ending December 2015	1,670	
Quarter ending March 2016	1,733	↑
Quarter ending June 2016	1,728	→
Quarter ending September 2016	1,772	↑
Quarter ending December 2016	1,757	→
Variance since December 2015	5.2%	↑



ACTIVITY



Month	Adjusted Scheduled Activity (UDA)	
	2016	2017
April	261	131
May	469	366
June	670	609
July	1,079	1,036
August	1,442	1,428
September	1,747	1,779
October	2,041	2,071
November	2,385	2,374
December	2,621	2,708
January	2,863	
February	3,302	
March	3,717	
April	3,879	
May	3,879	
June	3,879	

QUALITY

	Quantity	Base Number	Contract	AT	Region	England
% of FP17s for the same patient ID Re-attending within 3 months - Children	78	962	8.1%	12.0%	11.9%	12.4%
% of FP17s for the same patient ID Re-attending within 3 months - Adults	133	830	16.0%	15.6%	16.5%	16.6%
% of FP17s for the same patient ID Re-attending between 3 & 9 months - Children	611	962	63.5%	57.2%	60.2%	57.5%
% of FP17s for the same patient ID Re-attending between 3 & 9 months - Adults	356	830	42.9%	48.8%	52.0%	50.4%
% of FP17s for Band 1 Urgent Courses	147	1,689	8.7%	9.6%	9.5%	9.1%
% of FP17s Relating to Free Repair or Replacements	0	1,689	0.0%	0.8%	0.7%	0.8%
% of FP17s Relating to Continuations	36	1,689	2.1%	0.9%	1.2%	1.3%
% of Patients satisfied with the dentistry they have received	2	2	N/A	93.5%	92.9%	92.7%
% of Patients satisfied with the time they had to wait for an appointment	2	2	N/A	90.4%	88.8%	88.8%

* This is based on patients treated on this contract for their most recent course of treatment. Figures in italics indicate the base number of FP17s or Patient Questionnaire responses are less than 100. N/A is shown where the base number of responses is less than 10 during the period. % is calculated as Quantity/Base number*100

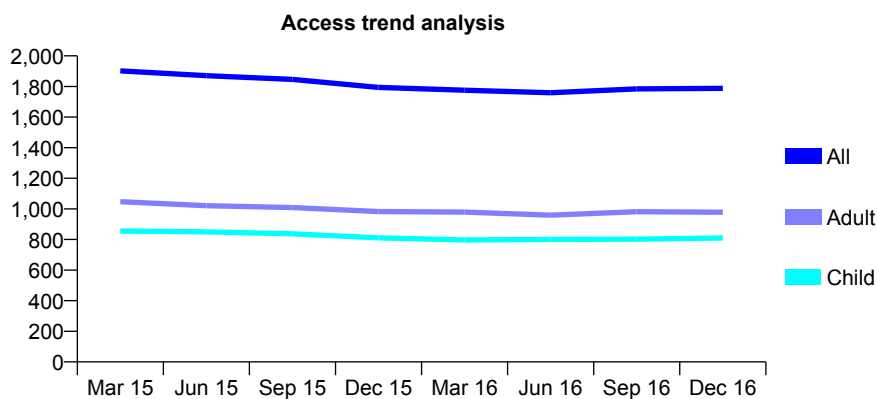
Q69 - Vital Signs At a Glance Contract Report for 101281/0061 - December 2016

Name or company name	OASIS DENTAL CARE LTD
Contract type name	GDS Contract
Purpose of contract	General
Contract start date	01/04/2006
Contract end date	

16/17 Contracted general activity (UDA)	4,153
Carry forward general activity (UDA)	0
16/17 Contracted orthodontic activity (UOA)	0
Carry forward orthodontic activity (UOA)	0
Baseline contract value	£88,607.47

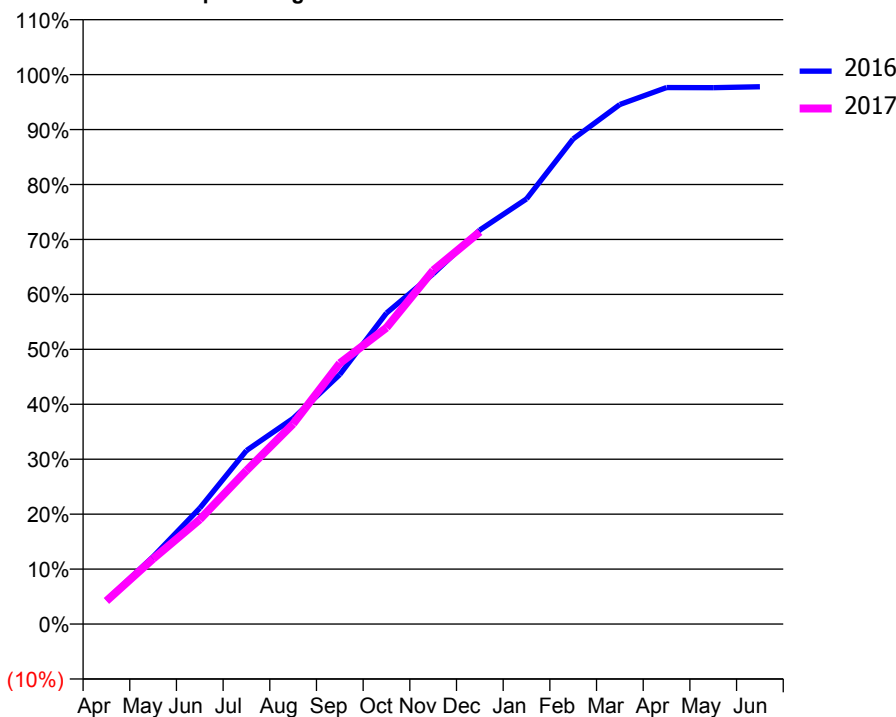
ACCESS*

Patients seen in 24 months	Total	Change since previous quarter
Quarter ending December 2015	1,794	
Quarter ending March 2016	1,776	↓
Quarter ending June 2016	1,759	→
Quarter ending September 2016	1,784	→
Quarter ending December 2016	1,788	→
Variance since December 2015	(0.3%)	→



ACTIVITY

Cumulative percentage of contracted UDA delivered 2016 & 2017



Month	Adjusted Scheduled Activity (UDA)	
	2016	2017
April	189	175
May	533	493
June	918	791
July	1,373	1,160
August	1,628	1,513
September	1,974	1,972
October	2,461	2,240
November	2,772	2,673
December	3,118	2,964
January	3,365	
February	3,839	
March	4,111	
April	4,245	
May	4,244	
June	4,251	

QUALITY

	Quantity	Base Number	Contract	AT	Region	England
% of FP17s for the same patient ID Re-attending within 3 months - Children	57	979	5.8%	12.0%	11.9%	12.4%
% of FP17s for the same patient ID Re-attending within 3 months - Adults	132	936	14.1%	15.6%	16.5%	16.6%
% of FP17s for the same patient ID Re-attending between 3 & 9 months - Children	560	979	57.2%	57.2%	60.2%	57.5%
% of FP17s for the same patient ID Re-attending between 3 & 9 months - Adults	438	936	46.8%	48.8%	52.0%	50.4%
% of FP17s for Band 1 Urgent Courses	161	1,809	8.9%	9.6%	9.5%	9.1%
% of FP17s Relating to Free Repair or Replacements	0	1,809	0.0%	0.8%	0.7%	0.8%
% of FP17s Relating to Continuations	2	1,809	0.1%	0.9%	1.2%	1.3%
% of Patients satisfied with the dentistry they have received	4	4	N/A	93.5%	92.9%	92.7%
% of Patients satisfied with the time they had to wait for an appointment	4	4	N/A	90.4%	88.8%	88.8%

* This is based on patients treated on this contract for their most recent course of treatment. Figures in italics indicate the base number of FP17s or Patient Questionnaire responses are less than 100. N/A is shown where the base number of responses is less than 10 during the period. % is calculated as Quantity/Base number*100

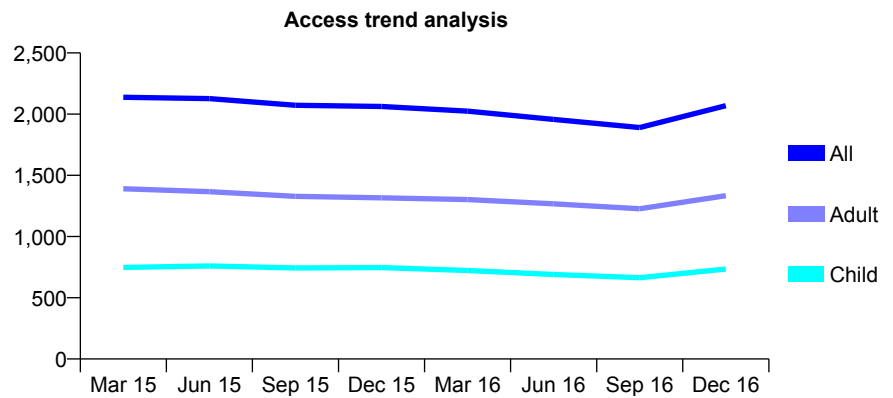
Q69 - Vital Signs At a Glance Contract Report for 101281/0073 - December 2016

Name or company name	OASIS DENTAL CARE LTD
Contract type name	GDS Contract
Purpose of contract	General
Contract start date	01/04/2006
Contract end date	

16/17 Contracted general activity (UDA)	4,800
Carry forward general activity (UDA)	-13
16/17 Contracted orthodontic activity (UOA)	0
Carry forward orthodontic activity (UOA)	0
Baseline contract value	£108,365.96

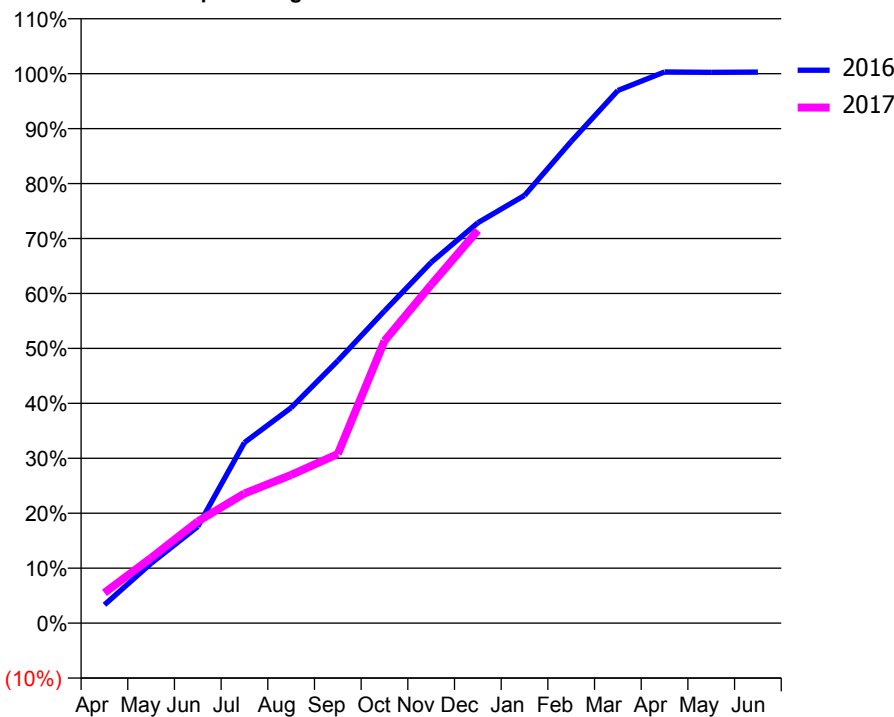
ACCESS*

Patients seen in 24 months	Total	Change since previous quarter
Quarter ending December 2015	2,063	
Quarter ending March 2016	2,025	↓
Quarter ending June 2016	1,957	↓
Quarter ending September 2016	1,891	↓
Quarter ending December 2016	2,069	↑
Variance since December 2015	0.3%	→



ACTIVITY

Cumulative percentage of contracted UDA delivered 2016 & 2017



Month	Adjusted Scheduled Activity (UDA)	
	2016	2017
April	160	265
May	522	570
June	844	888
July	1,578	1,133
August	1,882	1,294
September	2,292	1,478
October	2,727	2,465
November	3,151	2,955
December	3,497	3,431
January	3,736	
February	4,208	
March	4,653	
April	4,815	
May	4,811	
June	4,813	

QUALITY

	Quantity	Base Number	Contract	AT	Region	England
% of FP17s for the same patient ID Re-attending within 3 months - Children	37	844	4.4%	12.0%	11.9%	12.4%
% of FP17s for the same patient ID Re-attending within 3 months - Adults	115	1,280	9.0%	15.6%	16.5%	16.6%
% of FP17s for the same patient ID Re-attending between 3 & 9 months - Children	463	844	54.9%	57.2%	60.2%	57.5%
% of FP17s for the same patient ID Re-attending between 3 & 9 months - Adults	686	1,280	53.6%	48.8%	52.0%	50.4%
% of FP17s for Band 1 Urgent Courses	85	2,034	4.2%	9.6%	9.5%	9.1%
% of FP17s Relating to Free Repair or Replacements	11	2,034	0.5%	0.8%	0.7%	0.8%
% of FP17s Relating to Continuations	6	2,034	0.3%	0.9%	1.2%	1.3%
% of Patients satisfied with the dentistry they have received	9	9	N/A	93.5%	92.9%	92.7%
% of Patients satisfied with the time they had to wait for an appointment	9	9	N/A	90.4%	88.8%	88.8%

* This is based on patients treated on this contract for their most recent course of treatment. Figures in italics indicate the base number of FP17s or Patient Questionnaire responses are less than 100. N/A is shown where the base number of responses is less than 10 during the period. % is calculated as Quantity/Base number*100

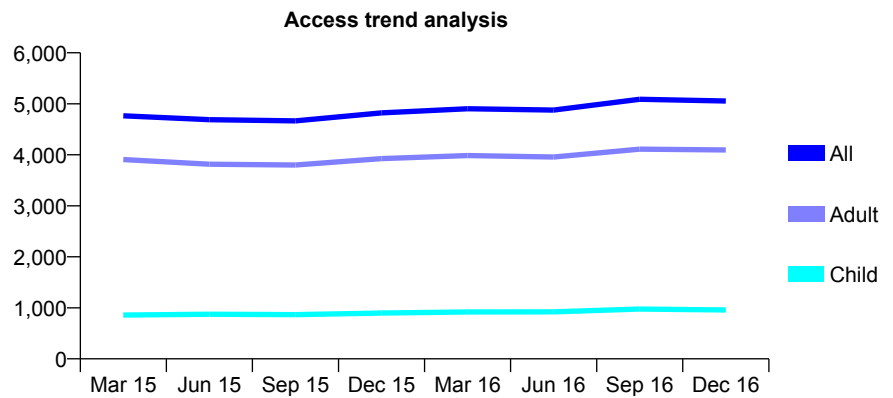
Q69 - Vital Signs At a Glance Contract Report for 101281/0074 - December 2016

Name or company name	OASIS DENTAL CARE LTD
Contract type name	GDS Contract
Purpose of contract	General
Contract start date	01/04/2006
Contract end date	

16/17 Contracted general activity (UDA)	12,288
Carry forward general activity (UDA)	0
16/17 Contracted orthodontic activity (UOA)	0
Carry forward orthodontic activity (UOA)	0
Baseline contract value	£270,609.49

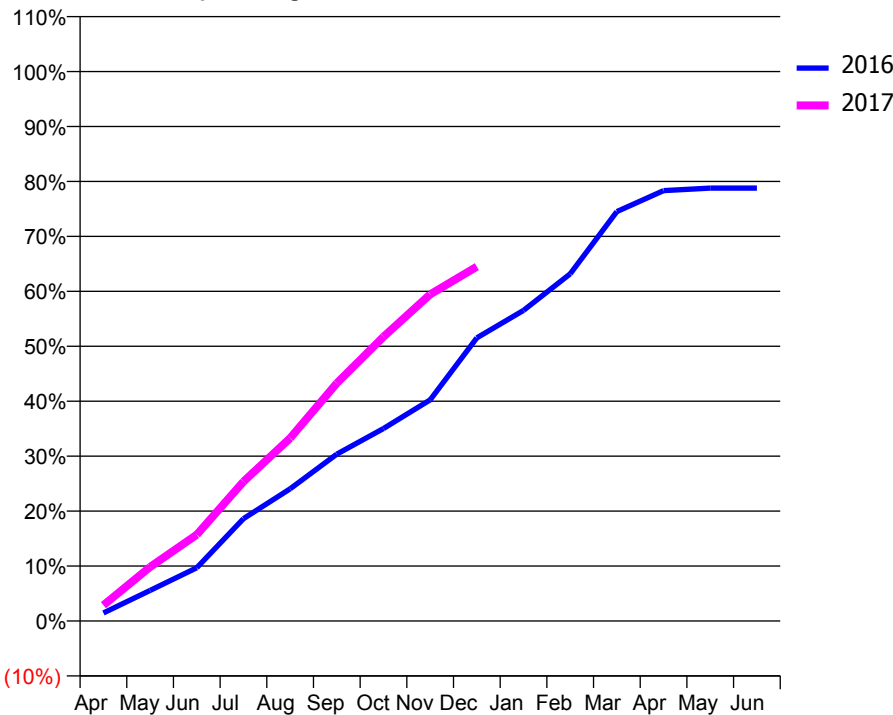
ACCESS*

Patients seen in 24 months	Total	Change since previous quarter
Quarter ending December 2015	4,823	
Quarter ending March 2016	4,903	→
Quarter ending June 2016	4,878	→
Quarter ending September 2016	5,089	↑
Quarter ending December 2016	5,054	→
Variance since December 2015	4.8%	↑



ACTIVITY

Cumulative percentage of contracted UDA delivered 2016 & 2017



Month	Adjusted Scheduled Activity (UDA)	
	2016	2017
April	183	354
May	699	1,210
June	1,220	1,930
July	2,342	3,119
August	3,027	4,089
September	3,821	5,319
October	4,405	6,355
November	5,062	7,305
December	6,480	7,924
January	7,110	
February	7,947	
March	9,370	
April	9,849	
May	9,909	
June	9,910	

QUALITY

	Quantity	Base Number	Contract	AT	Region	England
% of FP17s for the same patient ID Re-attending within 3 months - Children	59	893	6.6%	12.0%	11.9%	12.4%
% of FP17s for the same patient ID Re-attending within 3 months - Adults	479	3,479	13.8%	15.6%	16.5%	16.6%
% of FP17s for the same patient ID Re-attending between 3 & 9 months - Children	460	893	51.5%	57.2%	60.2%	57.5%
% of FP17s for the same patient ID Re-attending between 3 & 9 months - Adults	1,397	3,479	40.2%	48.8%	52.0%	50.4%
% of FP17s for Band 1 Urgent Courses	401	4,060	9.9%	9.6%	9.5%	9.1%
% of FP17s Relating to Free Repair or Replacements	6	4,060	0.1%	0.8%	0.7%	0.8%
% of FP17s Relating to Continuations	21	4,060	0.5%	0.9%	1.2%	1.3%
% of Patients satisfied with the dentistry they have received	5	5	N/A	93.5%	92.9%	92.7%
% of Patients satisfied with the time they had to wait for an appointment	5	5	N/A	90.4%	88.8%	88.8%

* This is based on patients treated on this contract for their most recent course of treatment. Figures in italics indicate the base number of FP17s or Patient Questionnaire responses are less than 100. N/A is shown where the base number of responses is less than 10 during the period. % is calculated as Quantity/Base number*100

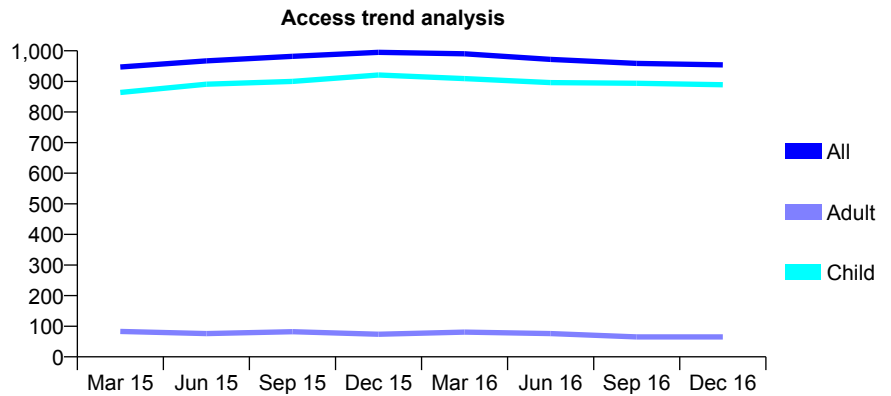
Q69 - Vital Signs At a Glance Contract Report for 101281/0099 - December 2016

Name or company name	OASIS DENTAL CARE LTD
Contract type name	GDS Contract
Purpose of contract	General
Contract start date	01/04/2006
Contract end date	

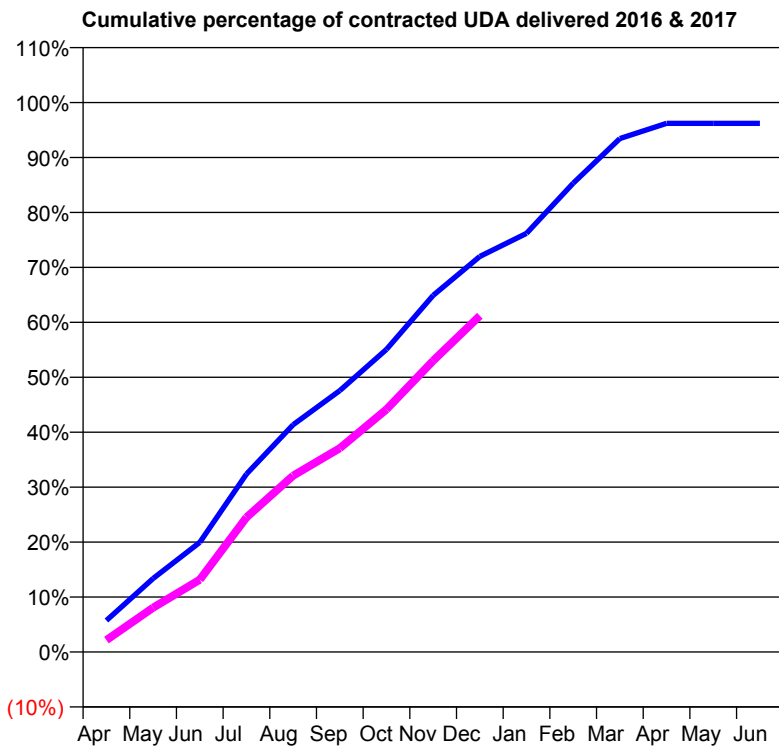
16/17 Contracted general activity (UDA)	1,883
Carry forward general activity (UDA)	71
16/17 Contracted orthodontic activity (UOA)	0
Carry forward orthodontic activity (UOA)	0
Baseline contract value	£40,889.56

ACCESS*

Patients seen in 24 months	Total	Change since previous quarter
Quarter ending December 2015	995	
Quarter ending March 2016	990	→
Quarter ending June 2016	972	↓
Quarter ending September 2016	959	↓
Quarter ending December 2016	954	→
Variance since December 2015	(4.1%)	↓



ACTIVITY



Month	Adjusted Scheduled Activity (UDA)	
	2016	2017
April	108	41
May	252	152
June	376	248
July	610	461
August	779	604
September	896	698
October	1,037	831
November	1,222	998
December	1,356	1,152
January	1,435	
February	1,607	
March	1,760	
April	1,812	
May	1,812	
June	1,812	

QUALITY

	Quantity	Base Number	Contract	AT	Region	England
% of FP17s for the same patient ID Re-attending within 3 months - Children	69	882	7.8%	12.0%	11.9%	12.4%
% of FP17s for the same patient ID Re-attending within 3 months - Adults	0	1	0.0%	15.6%	16.5%	16.6%
% of FP17s for the same patient ID Re-attending between 3 & 9 months - Children	505	882	57.3%	57.2%	60.2%	57.5%
% of FP17s for the same patient ID Re-attending between 3 & 9 months - Adults	0	1	0.0%	48.8%	52.0%	50.4%
% of FP17s for Band 1 Urgent Courses	2	841	0.2%	9.6%	9.5%	9.1%
% of FP17s Relating to Free Repair or Replacements	0	841	0.0%	0.8%	0.7%	0.8%
% of FP17s Relating to Continuations	26	841	3.1%	0.9%	1.2%	1.3%
% of Patients satisfied with the dentistry they have received	0	0	N/A	93.5%	92.9%	92.7%
% of Patients satisfied with the time they had to wait for an appointment	0	0	N/A	90.4%	88.8%	88.8%

* This is based on patients treated on this contract for their most recent course of treatment. Figures in italics indicate the base number of FP17s or Patient Questionnaire responses are less than 100. N/A is shown where the base number of responses is less than 10 during the period. % is calculated as Quantity/Base number*100

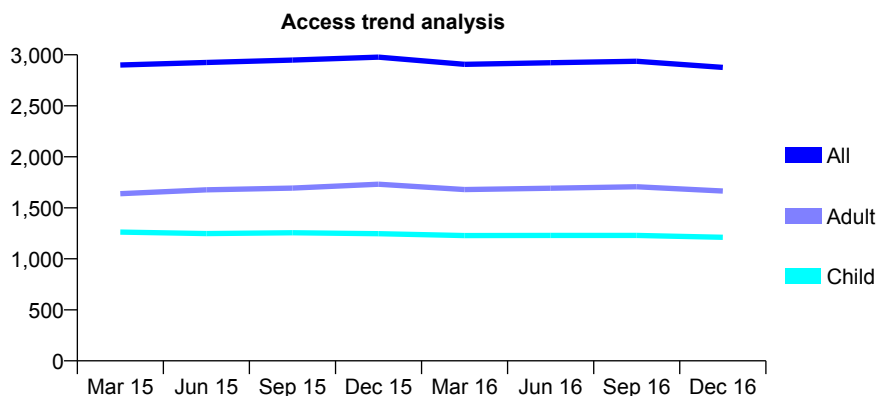
Q69 - Vital Signs At a Glance Contract Report for 101281/0100 - December 2016

Name or company name	OASIS DENTAL CARE LTD
Contract type name	GDS Contract
Purpose of contract	General
Contract start date	01/04/2006
Contract end date	

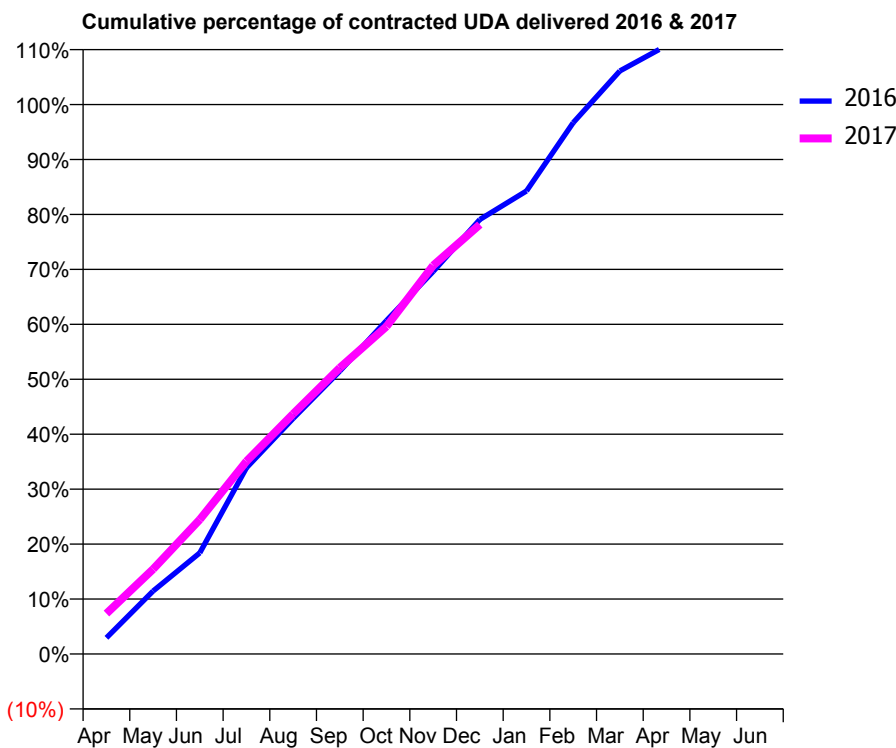
16/17 Contracted general activity (UDA)	7,179
Carry forward general activity (UDA)	-143
16/17 Contracted orthodontic activity (UOA)	0
Carry forward orthodontic activity (UOA)	0
Baseline contract value	£162,870.22

ACCESS*

Patients seen in 24 months	Total	Change since previous quarter
Quarter ending December 2015	2,977	
Quarter ending March 2016	2,907	↓
Quarter ending June 2016	2,922	→
Quarter ending September 2016	2,936	→
Quarter ending December 2016	2,876	↓
Variance since December 2015	(3.4%)	↓



ACTIVITY



Month	Adjusted Scheduled Activity (UDA)	
	2016	2017
April	212	529
May	823	1,109
June	1,321	1,756
July	2,433	2,517
August	3,077	3,137
September	3,696	3,740
October	4,356	4,280
November	4,997	5,076
December	5,677	5,611
January	6,050	
February	6,941	
March	7,617	
April	7,950	
May	7,951	
June	7,951	

QUALITY

	Quantity	Base Number	Contract	AT	Region	England
% of FP17s for the same patient ID Re-attending within 3 months - Children	137	1,558	8.8%	12.0%	11.9%	12.4%
% of FP17s for the same patient ID Re-attending within 3 months - Adults	313	1,950	16.1%	15.6%	16.5%	16.6%
% of FP17s for the same patient ID Re-attending between 3 & 9 months - Children	1,035	1,558	66.4%	57.2%	60.2%	57.5%
% of FP17s for the same patient ID Re-attending between 3 & 9 months - Adults	1,189	1,950	61.0%	48.8%	52.0%	50.4%
% of FP17s for Band 1 Urgent Courses	233	3,323	7.0%	9.6%	9.5%	9.1%
% of FP17s Relating to Free Repair or Replacements	40	3,323	1.2%	0.8%	0.7%	0.8%
% of FP17s Relating to Continuations	62	3,323	1.9%	0.9%	1.2%	1.3%
% of Patients satisfied with the dentistry they have received	7	7	N/A	93.5%	92.9%	92.7%
% of Patients satisfied with the time they had to wait for an appointment	7	7	N/A	90.4%	88.8%	88.8%

* This is based on patients treated on this contract for their most recent course of treatment. Figures in italics indicate the base number of FP17s or Patient Questionnaire responses are less than 100. N/A is shown where the base number of responses is less than 10 during the period. % is calculated as Quantity/Base number*100

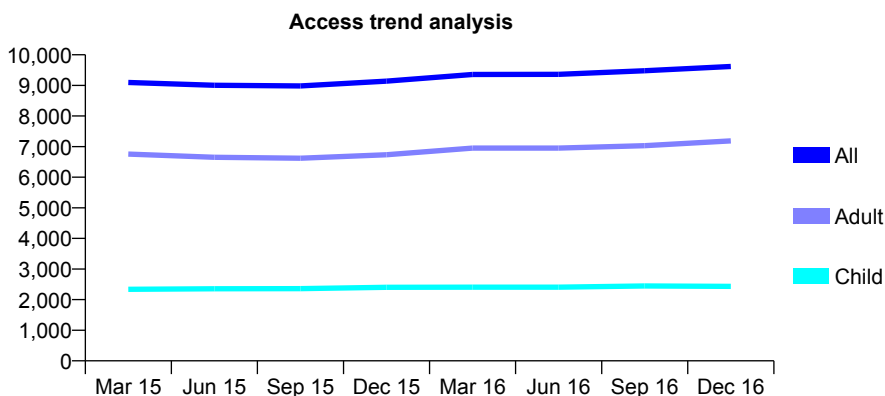
Q69 - Vital Signs At a Glance Contract Report for 101362/0004 - December 2016

Name or company name	Rodericks Dental Limited
Contract type name	GDS Contract
Purpose of contract	General
Contract start date	01/04/2007
Contract end date	

16/17 Contracted general activity (UDA)	28,406
Carry forward general activity (UDA)	0
16/17 Contracted orthodontic activity (UOA)	0
Carry forward orthodontic activity (UOA)	0
Baseline contract value	£675,371.26

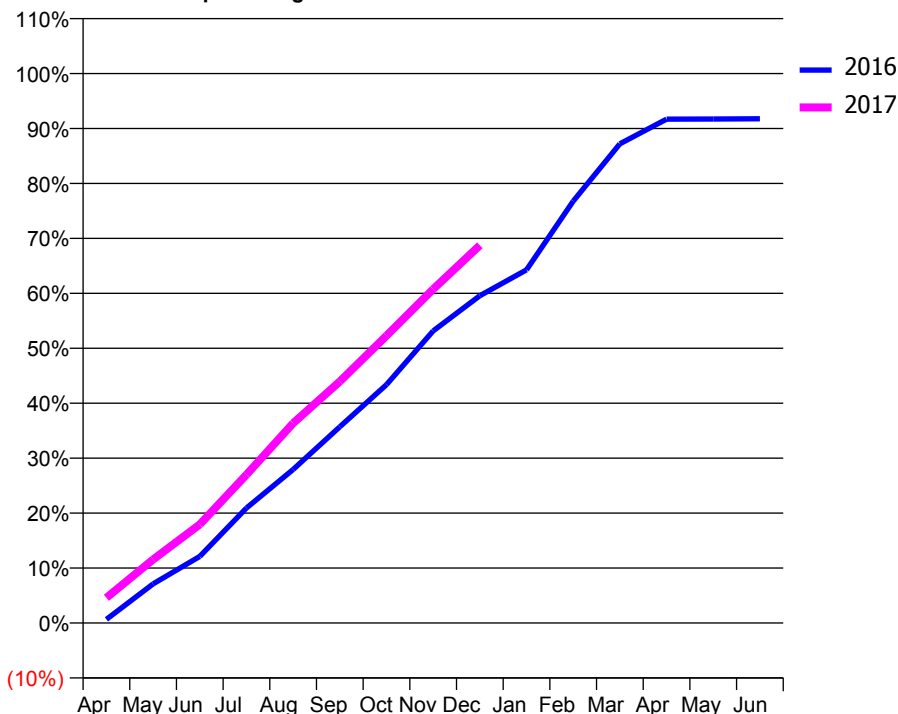
ACCESS*

Patients seen in 24 months	Total	Change since previous quarter
Quarter ending December 2015	9,138	
Quarter ending March 2016	9,359	↑
Quarter ending June 2016	9,360	→
Quarter ending September 2016	9,478	→
Quarter ending December 2016	9,620	→
Variance since December 2015	5.3%	↑



ACTIVITY

Cumulative percentage of contracted UDA delivered 2016 & 2017



Month	Adjusted Scheduled Activity (UDA)	
	2016	2017
April	190	1,309
May	2,026	3,284
June	3,440	5,096
July	5,943	7,666
August	7,934	10,327
September	10,143	12,486
October	12,322	14,853
November	15,099	17,257
December	16,918	19,528
January	18,257	
February	21,805	
March	24,769	
April	26,045	
May	26,051	
June	26,064	

QUALITY

	Quantity	Base Number	Contract	AT	Region	England
% of FP17s for the same patient ID Re-attending within 3 months - Children	216	2,702	8.0%	12.0%	11.9%	12.4%
% of FP17s for the same patient ID Re-attending within 3 months - Adults	969	6,692	14.5%	15.6%	16.5%	16.6%
% of FP17s for the same patient ID Re-attending between 3 & 9 months - Children	1,529	2,702	56.6%	57.2%	60.2%	57.5%
% of FP17s for the same patient ID Re-attending between 3 & 9 months - Adults	3,157	6,692	47.2%	48.8%	52.0%	50.4%
% of FP17s for Band 1 Urgent Courses	718	8,808	8.2%	9.6%	9.5%	9.1%
% of FP17s Relating to Free Repair or Replacements	71	8,808	0.8%	0.8%	0.7%	0.8%
% of FP17s Relating to Continuations	105	8,808	1.2%	0.9%	1.2%	1.3%
% of Patients satisfied with the dentistry they have received	11	11	100.0%	93.5%	92.9%	92.7%
% of Patients satisfied with the time they had to wait for an appointment	10	11	90.9%	90.4%	88.8%	88.8%

* This is based on patients treated on this contract for their most recent course of treatment. Figures in italics indicate the base number of FP17s or Patient Questionnaire responses are less than 100. N/A is shown where the base number of responses is less than 10 during the period. % is calculated as Quantity/Base number*100

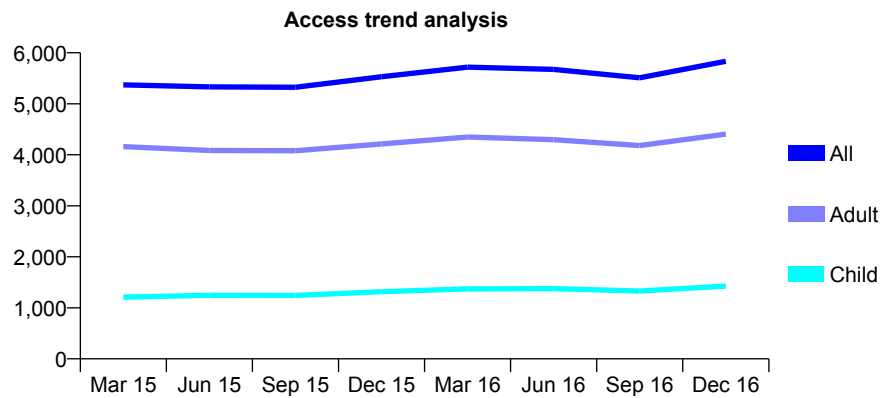
Q69 - Vital Signs At a Glance Contract Report for 101362/0016 - December 2016

Name or company name	Rodericks Dental Limited
Contract type name	GDS Contract
Purpose of contract	General
Contract start date	01/05/2009
Contract end date	

16/17 Contracted general activity (UDA)	14,000
Carry forward general activity (UDA)	-215
16/17 Contracted orthodontic activity (UOA)	0
Carry forward orthodontic activity (UOA)	0
Baseline contract value	£326,573.32

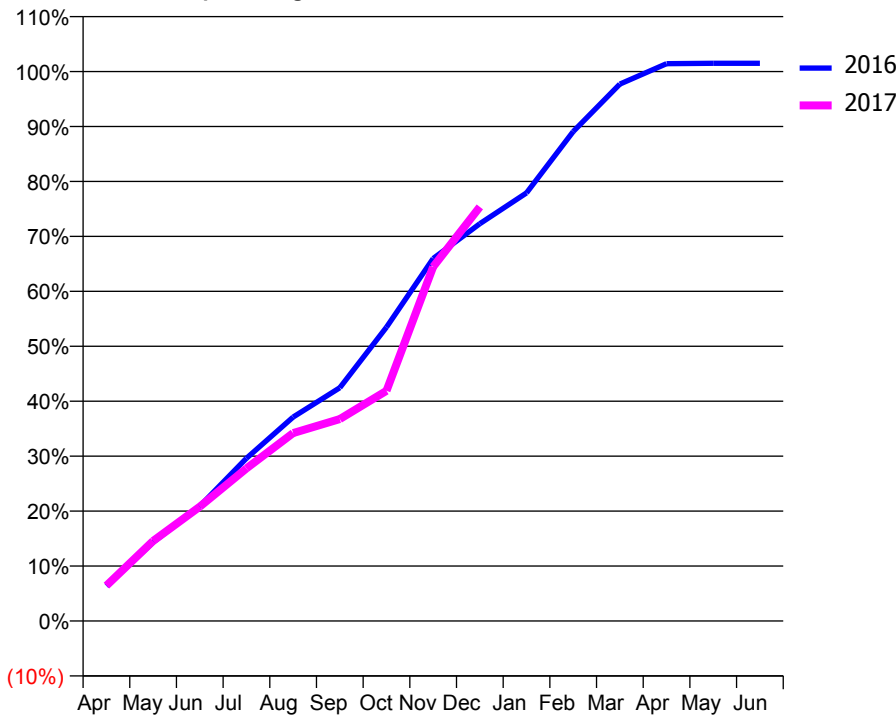
ACCESS*

Patients seen in 24 months	Total	Change since previous quarter
Quarter ending December 2015	5,530	
Quarter ending March 2016	5,719	↑
Quarter ending June 2016	5,675	→
Quarter ending September 2016	5,510	↓
Quarter ending December 2016	5,833	↑
Variance since December 2015	5.5%	↑



ACTIVITY

Cumulative percentage of contracted UDA delivered 2016 & 2017



Month	Adjusted Scheduled Activity (UDA)	
	2016	2017
April	912	901
May	2,054	2,039
June	2,997	2,913
July	4,244	3,888
August	5,317	4,790
September	6,082	5,145
October	7,662	5,865
November	9,454	9,026
December	10,362	10,551
January	11,162	
February	12,762	
March	14,000	
April	14,532	
May	14,544	
June	14,544	

QUALITY

	Quantity	Base Number	Contract	AT	Region	England
% of FP17s for the same patient ID Re-attending within 3 months - Children	91	1,555	5.9%	12.0%	11.9%	12.4%
% of FP17s for the same patient ID Re-attending within 3 months - Adults	460	4,141	11.1%	15.6%	16.5%	16.6%
% of FP17s for the same patient ID Re-attending between 3 & 9 months - Children	1,013	1,555	65.1%	57.2%	60.2%	57.5%
% of FP17s for the same patient ID Re-attending between 3 & 9 months - Adults	1,863	4,141	45.0%	48.8%	52.0%	50.4%
% of FP17s for Band 1 Urgent Courses	491	5,419	9.1%	9.6%	9.5%	9.1%
% of FP17s Relating to Free Repair or Replacements	33	5,419	0.6%	0.8%	0.7%	0.8%
% of FP17s Relating to Continuations	12	5,419	0.2%	0.9%	1.2%	1.3%
% of Patients satisfied with the dentistry they have received	4	4	N/A	93.5%	92.9%	92.7%
% of Patients satisfied with the time they had to wait for an appointment	4	4	N/A	90.4%	88.8%	88.8%

* This is based on patients treated on this contract for their most recent course of treatment. Figures in italics indicate the base number of FP17s or Patient Questionnaire responses are less than 100. N/A is shown where the base number of responses is less than 10 during the period. % is calculated as Quantity/Base number*100

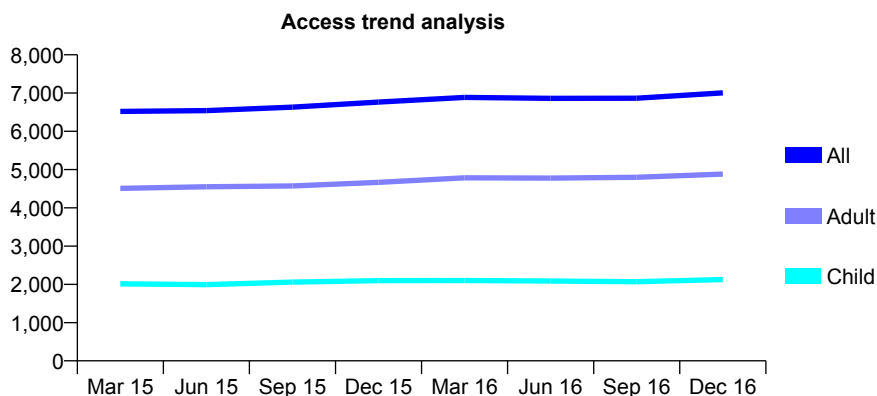
Q69 - Vital Signs At a Glance Contract Report for 101362/0017 - December 2016

Name or company name	Rodericks Dental Limited
Contract type name	GDS Contract
Purpose of contract	General
Contract start date	01/07/2009
Contract end date	

16/17 Contracted general activity (UDA)	22,048
Carry forward general activity (UDA)	719
16/17 Contracted orthodontic activity (UOA)	0
Carry forward orthodontic activity (UOA)	0
Baseline contract value	£544,946.30

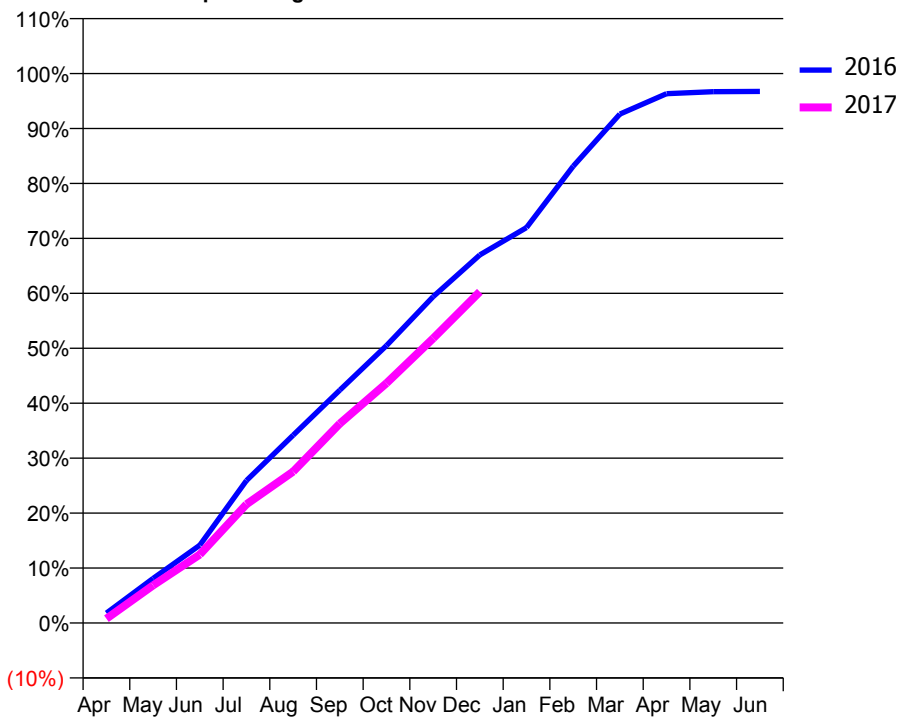
ACCESS*

Patients seen in 24 months	Total	Change since previous quarter
Quarter ending December 2015	6,763	
Quarter ending March 2016	6,885	→
Quarter ending June 2016	6,862	→
Quarter ending September 2016	6,867	→
Quarter ending December 2016	7,004	→
Variance since December 2015	3.6%	↑



ACTIVITY

Cumulative percentage of contracted UDA delivered 2016 & 2017



Month	Adjusted Scheduled Activity (UDA)	
	2016	2017
April	396	175
May	1,787	1,509
June	3,122	2,750
July	5,715	4,762
August	7,536	6,076
September	9,346	8,003
October	11,134	9,622
November	13,095	11,419
December	14,772	13,290
January	15,868	
February	18,328	
March	20,418	
April	21,237	
May	21,316	
June	21,329	

QUALITY

	Quantity	Base Number	Contract	AT	Region	England
% of FP17s for the same patient ID Re-attending within 3 months - Children	263	2,218	11.9%	12.0%	11.9%	12.4%
% of FP17s for the same patient ID Re-attending within 3 months - Adults	940	4,571	20.6%	15.6%	16.5%	16.6%
% of FP17s for the same patient ID Re-attending between 3 & 9 months - Children	1,181	2,218	53.2%	57.2%	60.2%	57.5%
% of FP17s for the same patient ID Re-attending between 3 & 9 months - Adults	1,832	4,571	40.1%	48.8%	52.0%	50.4%
% of FP17s for Band 1 Urgent Courses	1,237	6,380	19.4%	9.6%	9.5%	9.1%
% of FP17s Relating to Free Repair or Replacements	30	6,380	0.5%	0.8%	0.7%	0.8%
% of FP17s Relating to Continuations	12	6,380	0.2%	0.9%	1.2%	1.3%
% of Patients satisfied with the dentistry they have received	4	4	N/A	93.5%	92.9%	92.7%
% of Patients satisfied with the time they had to wait for an appointment	4	4	N/A	90.4%	88.8%	88.8%

* This is based on patients treated on this contract for their most recent course of treatment. Figures in italics indicate the base number of FP17s or Patient Questionnaire responses are less than 100. N/A is shown where the base number of responses is less than 10 during the period. % is calculated as Quantity/Base number*100

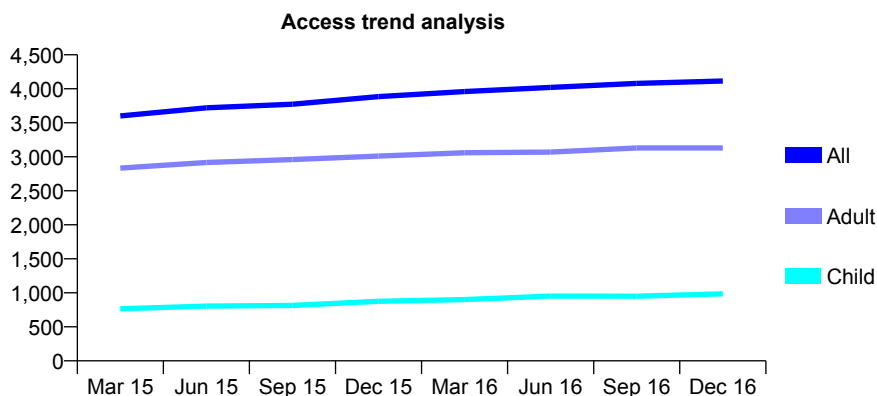
Q69 - Vital Signs At a Glance Contract Report for 101362/0019 - December 2016

Name or company name	Rodericks Dental Limited
Contract type name	GDS Contract
Purpose of contract	General
Contract start date	01/07/2009
Contract end date	

16/17 Contracted general activity (UDA)	10,000
Carry forward general activity (UDA)	-200
16/17 Contracted orthodontic activity (UOA)	0
Carry forward orthodontic activity (UOA)	0
Baseline contract value	£233,266.66

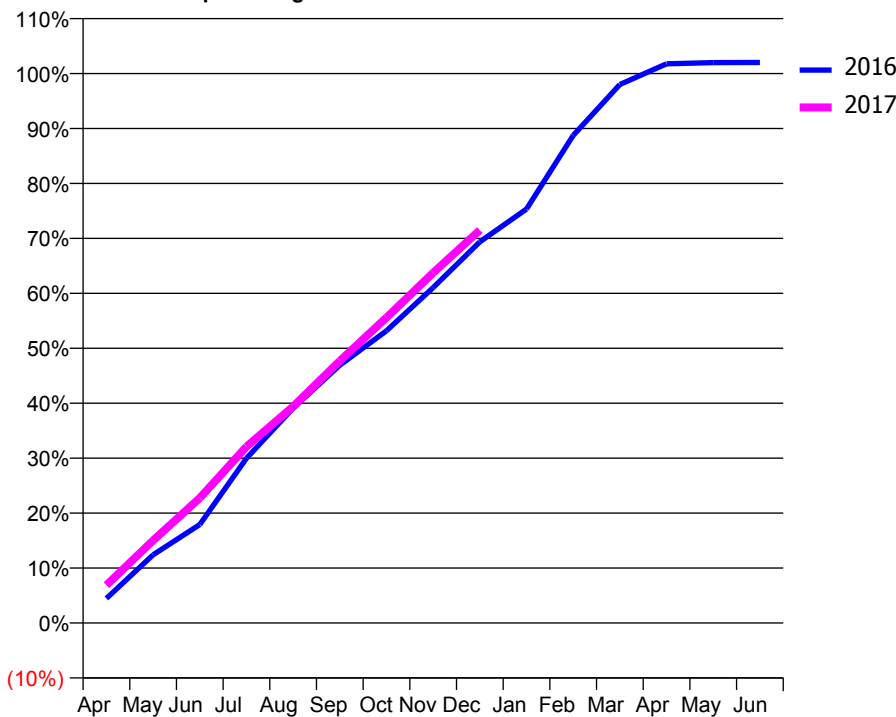
ACCESS*

Patients seen in 24 months	Total	Change since previous quarter
Quarter ending December 2015	3,886	
Quarter ending March 2016	3,959	→
Quarter ending June 2016	4,021	→
Quarter ending September 2016	4,080	→
Quarter ending December 2016	4,115	→
Variance since December 2015	5.9%	↑



ACTIVITY

Cumulative percentage of contracted UDA delivered 2016 & 2017



Adjusted Scheduled Activity (UDA)

Month	2016	2017
April	449	687
May	1,242	1,503
June	1,793	2,274
July	2,998	3,210
August	3,910	3,940
September	4,691	4,770
October	5,319	5,559
November	6,105	6,374
December	6,937	7,151
January	7,534	
February	8,874	
March	9,800	
April	10,177	
May	10,198	
June	10,201	

QUALITY

	Quantity	Base Number	Contract	AT	Region	England
% of FP17s for the same patient ID Re-attending within 3 months - Children	140	1,056	13.3%	12.0%	11.9%	12.4%
% of FP17s for the same patient ID Re-attending within 3 months - Adults	440	2,617	16.8%	15.6%	16.5%	16.6%
% of FP17s for the same patient ID Re-attending between 3 & 9 months - Children	515	1,056	48.8%	57.2%	60.2%	57.5%
% of FP17s for the same patient ID Re-attending between 3 & 9 months - Adults	997	2,617	38.1%	48.8%	52.0%	50.4%
% of FP17s for Band 1 Urgent Courses	366	2,983	12.3%	9.6%	9.5%	9.1%
% of FP17s Relating to Free Repair or Replacements	27	2,983	0.9%	0.8%	0.7%	0.8%
% of FP17s Relating to Continuations	17	2,983	0.6%	0.9%	1.2%	1.3%
% of Patients satisfied with the dentistry they have received	1	1	N/A	93.5%	92.9%	92.7%
% of Patients satisfied with the time they had to wait for an appointment	1	1	N/A	90.4%	88.8%	88.8%

* This is based on patients treated on this contract for their most recent course of treatment. Figures in italics indicate the base number of FP17s or Patient Questionnaire responses are less than 100. N/A is shown where the base number of responses is less than 10 during the period. % is calculated as Quantity/Base number*100

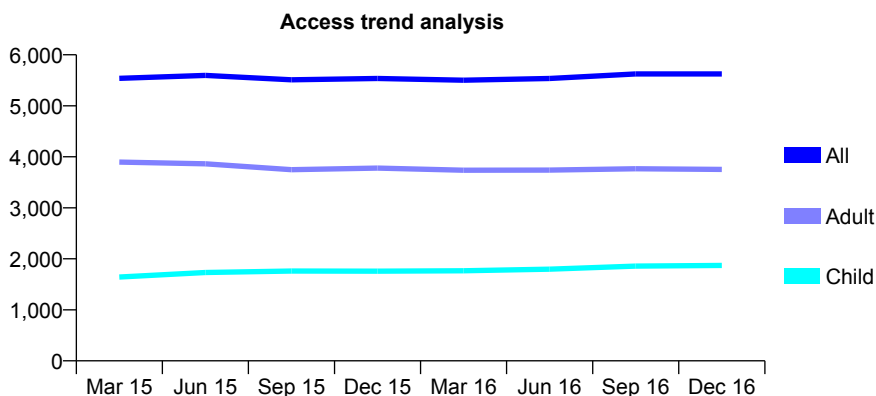
Q69 - Vital Signs At a Glance Contract Report for 101362/0031 - December 2016

Name or company name	Rodericks Dental Limited
Contract type name	PDS Plus Contract
Purpose of contract	General
Contract start date	01/09/2010
Contract end date	01/09/2020

16/17 Contracted general activity (UDA)	15,000
Carry forward general activity (UDA)	0
16/17 Contracted orthodontic activity (UOA)	0
Carry forward orthodontic activity (UOA)	0
Baseline contract value	£197,833.71

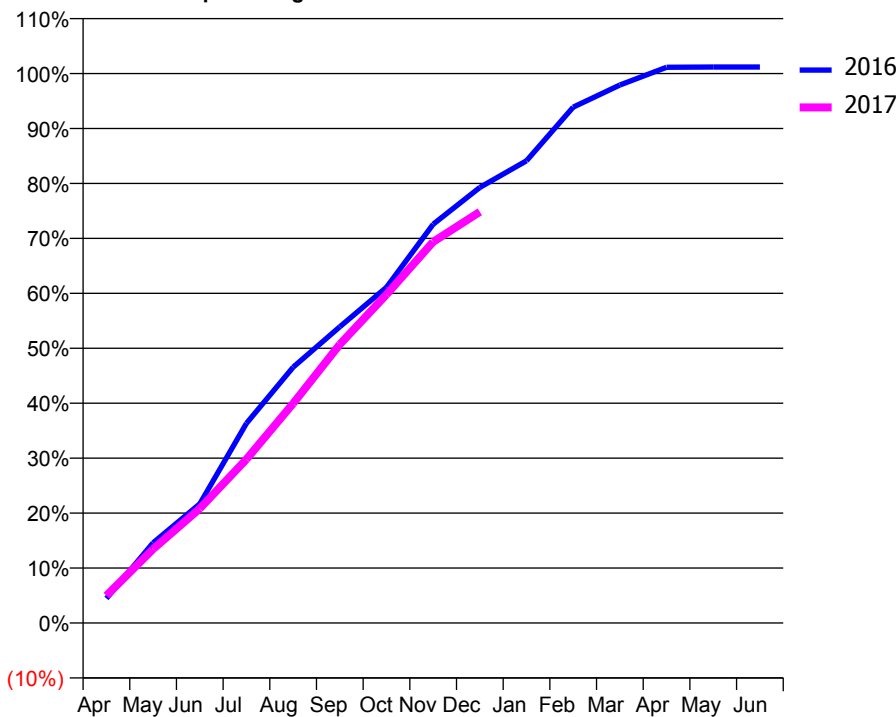
ACCESS*

Patients seen in 24 months	Total	Change since previous quarter
Quarter ending December 2015	5,537	
Quarter ending March 2016	5,502	→
Quarter ending June 2016	5,536	→
Quarter ending September 2016	5,624	→
Quarter ending December 2016	5,624	→
Variance since December 2015	1.6%	→



ACTIVITY

Cumulative percentage of contracted UDA delivered 2016 & 2017



Month	Adjusted Scheduled Activity (UDA)	
	2016	2017
April	705	747
May	2,292	2,020
June	3,406	3,125
July	5,708	4,472
August	7,314	5,992
September	8,467	7,606
October	9,597	8,967
November	11,399	10,406
December	12,449	11,224
January	13,211	
February	14,744	
March	15,379	
April	15,882	
May	15,890	
June	15,892	

QUALITY

	Quantity	Base Number	Contract	AT	Region	England
% of FP17s for the same patient ID Re-attending within 3 months - Children	211	1,941	10.9%	12.0%	11.9%	12.4%
% of FP17s for the same patient ID Re-attending within 3 months - Adults	625	3,120	20.0%	15.6%	16.5%	16.6%
% of FP17s for the same patient ID Re-attending between 3 & 9 months - Children	904	1,941	46.6%	57.2%	60.2%	57.5%
% of FP17s for the same patient ID Re-attending between 3 & 9 months - Adults	674	3,120	21.6%	48.8%	52.0%	50.4%
% of FP17s for Band 1 Urgent Courses	443	4,820	9.2%	9.6%	9.5%	9.1%
% of FP17s Relating to Free Repair or Replacements	35	4,820	0.7%	0.8%	0.7%	0.8%
% of FP17s Relating to Continuations	26	4,820	0.5%	0.9%	1.2%	1.3%
% of Patients satisfied with the dentistry they have received	11	11	100.0%	93.5%	92.9%	92.7%
% of Patients satisfied with the time they had to wait for an appointment	8	11	72.7%	90.4%	88.8%	88.8%

* This is based on patients treated on this contract for their most recent course of treatment. Figures in italics indicate the base number of FP17s or Patient Questionnaire responses are less than 100. N/A is shown where the base number of responses is less than 10 during the period. % is calculated as Quantity/Base number*100

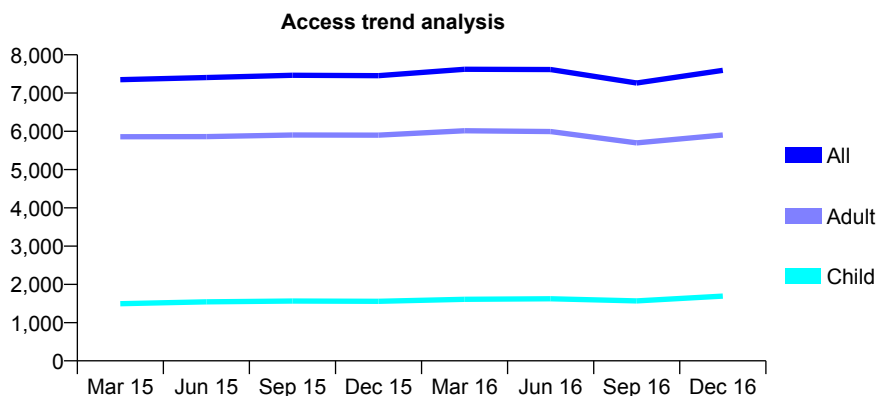
Q69 - Vital Signs At a Glance Contract Report for 101362/0035 - December 2016

Name or company name	Rodericks Dental Limited
Contract type name	PDS Plus Contract
Purpose of contract	General
Contract start date	21/02/2011
Contract end date	20/02/2018

16/17 Contracted general activity (UDA)	20,015
Carry forward general activity (UDA)	0
16/17 Contracted orthodontic activity (UOA)	0
Carry forward orthodontic activity (UOA)	0
Baseline contract value	£295,596.29

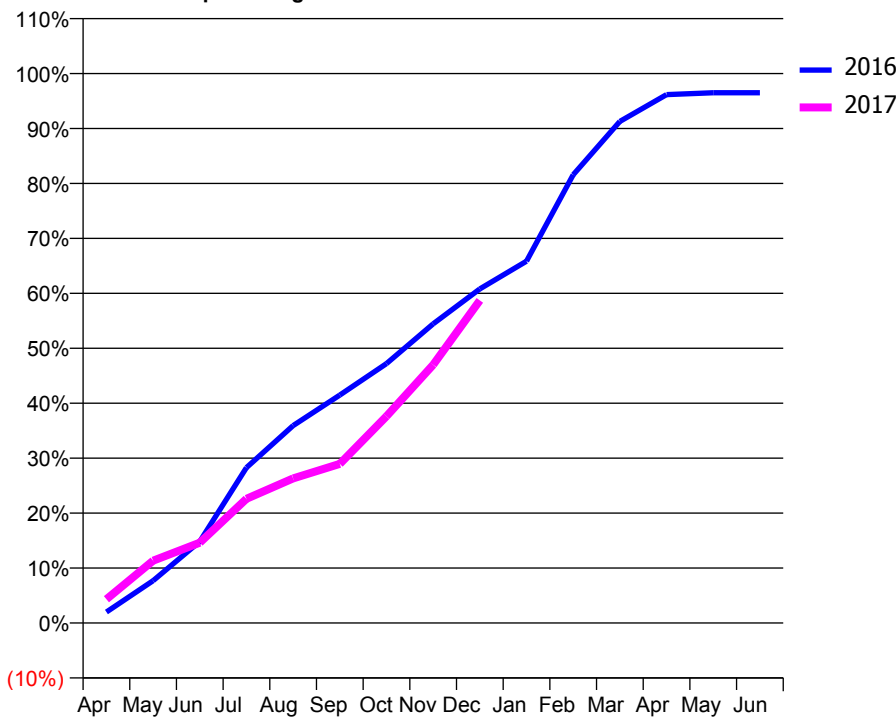
ACCESS*

Patients seen in 24 months	Total	Change since previous quarter
Quarter ending December 2015	7,455	
Quarter ending March 2016	7,623	↑
Quarter ending June 2016	7,616	→
Quarter ending September 2016	7,264	↓
Quarter ending December 2016	7,594	↑
Variance since December 2015	1.9%	→



ACTIVITY

Cumulative percentage of contracted UDA delivered 2016 & 2017



Month	Adjusted Scheduled Activity (UDA)	
	2016	2017
April	400	867
May	1,541	2,273
June	2,971	2,928
July	5,661	4,524
August	7,192	5,268
September	8,302	5,796
October	9,447	7,532
November	10,898	9,406
December	12,167	11,753
January	13,178	
February	16,328	
March	18,271	
April	19,245	
May	19,313	
June	19,313	

QUALITY

	Quantity	Base Number	Contract	AT	Region	England
% of FP17s for the same patient ID Re-attending within 3 months - Children	164	1,657	9.9%	12.0%	11.9%	12.4%
% of FP17s for the same patient ID Re-attending within 3 months - Adults	787	4,985	15.8%	15.6%	16.5%	16.6%
% of FP17s for the same patient ID Re-attending between 3 & 9 months - Children	827	1,657	49.9%	57.2%	60.2%	57.5%
% of FP17s for the same patient ID Re-attending between 3 & 9 months - Adults	2,268	4,985	45.5%	48.8%	52.0%	50.4%
% of FP17s for Band 1 Urgent Courses	492	6,145	8.0%	9.6%	9.5%	9.1%
% of FP17s Relating to Free Repair or Replacements	51	6,145	0.8%	0.8%	0.7%	0.8%
% of FP17s Relating to Continuations	23	6,145	0.4%	0.9%	1.2%	1.3%
% of Patients satisfied with the dentistry they have received	6	7	N/A	93.5%	92.9%	92.7%
% of Patients satisfied with the time they had to wait for an appointment	5	7	N/A	90.4%	88.8%	88.8%

* This is based on patients treated on this contract for their most recent course of treatment. Figures in italics indicate the base number of FP17s or Patient Questionnaire responses are less than 100. N/A is shown where the base number of responses is less than 10 during the period. % is calculated as Quantity/Base number*100

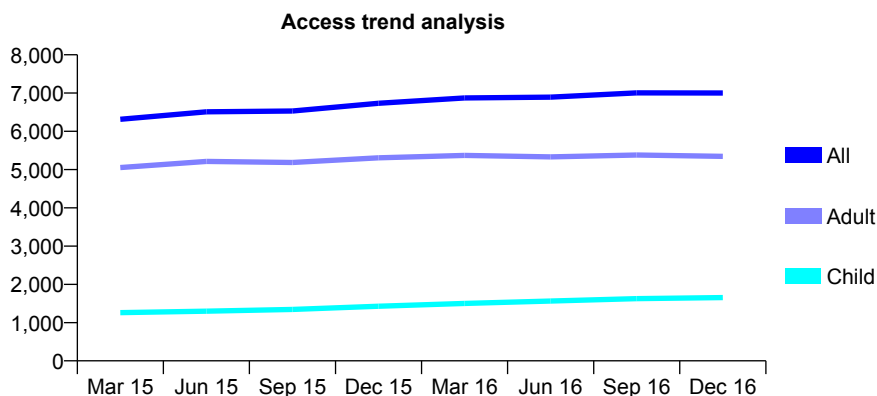
Q69 - Vital Signs At a Glance Contract Report for 101362/0037 - December 2016

Name or company name	Rodericks Dental Limited
Contract type name	PDS Plus Contract
Purpose of contract	General
Contract start date	01/01/2011
Contract end date	31/12/2017

16/17 Contracted general activity (UDA)	18,000
Carry forward general activity (UDA)	-321
16/17 Contracted orthodontic activity (UOA)	0
Carry forward orthodontic activity (UOA)	0
Baseline contract value	£290,694.43

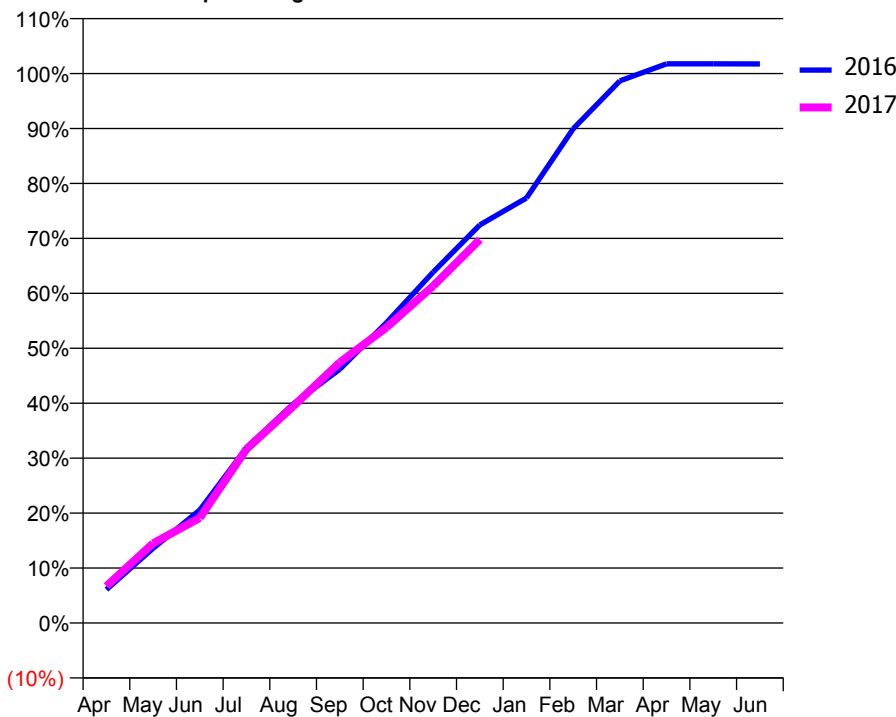
ACCESS*

Patients seen in 24 months	Total	Change since previous quarter
Quarter ending December 2015	6,734	
Quarter ending March 2016	6,871	↑
Quarter ending June 2016	6,893	→
Quarter ending September 2016	7,005	→
Quarter ending December 2016	7,000	→
Variance since December 2015	4.0%	↑



ACTIVITY

Cumulative percentage of contracted UDA delivered 2016 & 2017



Adjusted Scheduled Activity (UDA)

Month	2016	2017
April	1,121	1,207
May	2,507	2,610
June	3,790	3,444
July	5,873	5,697
August	7,344	7,096
September	8,508	8,537
October	10,072	9,683
November	11,765	11,040
December	13,348	12,561
January	14,249	
February	16,569	
March	18,177	
April	18,748	
May	18,746	
June	18,745	

QUALITY

	Quantity	Base Number	Contract	AT	Region	England
% of FP17s for the same patient ID Re-attending within 3 months - Children	121	1,606	7.5%	12.0%	11.9%	12.4%
% of FP17s for the same patient ID Re-attending within 3 months - Adults	592	4,320	13.7%	15.6%	16.5%	16.6%
% of FP17s for the same patient ID Re-attending between 3 & 9 months - Children	826	1,606	51.4%	57.2%	60.2%	57.5%
% of FP17s for the same patient ID Re-attending between 3 & 9 months - Adults	1,808	4,320	41.9%	48.8%	52.0%	50.4%
% of FP17s for Band 1 Urgent Courses	325	5,691	5.7%	9.6%	9.5%	9.1%
% of FP17s Relating to Free Repair or Replacements	49	5,691	0.9%	0.8%	0.7%	0.8%
% of FP17s Relating to Continuations	84	5,691	1.5%	0.9%	1.2%	1.3%
% of Patients satisfied with the dentistry they have received	11	12	91.7%	93.5%	92.9%	92.7%
% of Patients satisfied with the time they had to wait for an appointment	8	12	66.7%	90.4%	88.8%	88.8%

* This is based on patients treated on this contract for their most recent course of treatment. Figures in italics indicate the base number of FP17s or Patient Questionnaire responses are less than 100. N/A is shown where the base number of responses is less than 10 during the period. % is calculated as Quantity/Base number*100

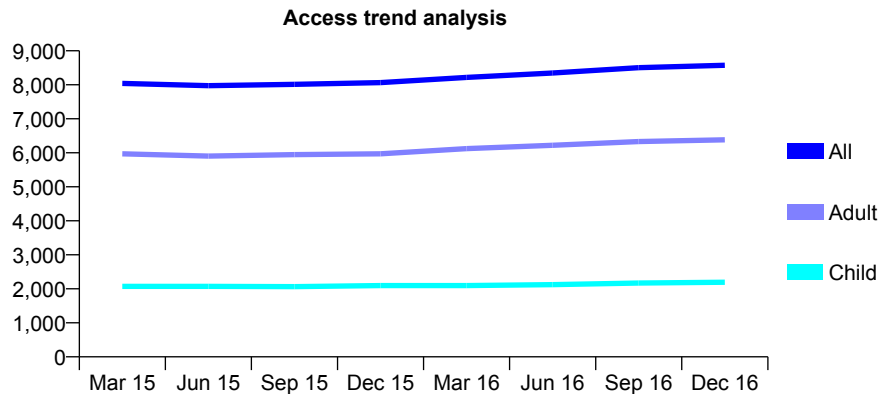
Q69 - Vital Signs At a Glance Contract Report for 101370/0073 - December 2016

Name or company name	Petrie Tucker & Partners Ltd
Contract type name	GDS Contract
Purpose of contract	General
Contract start date	01/08/2006
Contract end date	

16/17 Contracted general activity (UDA)	22,500
Carry forward general activity (UDA)	0
16/17 Contracted orthodontic activity (UOA)	0
Carry forward orthodontic activity (UOA)	0
Baseline contract value	£590,727.72

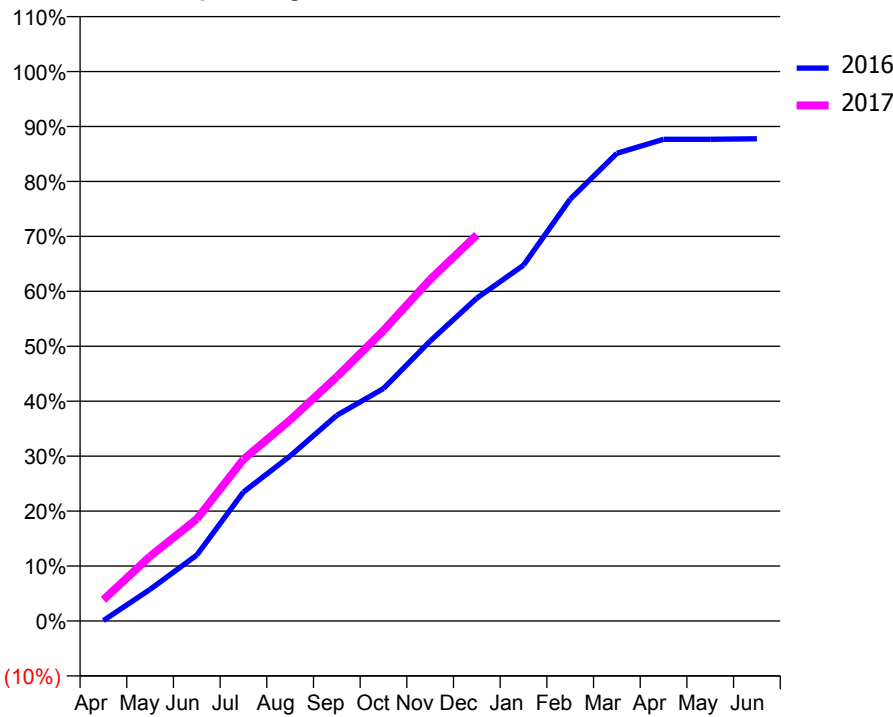
ACCESS*

Patients seen in 24 months	Total	Change since previous quarter
Quarter ending December 2015	8,064	
Quarter ending March 2016	8,217	→
Quarter ending June 2016	8,347	→
Quarter ending September 2016	8,502	→
Quarter ending December 2016	8,575	→
Variance since December 2015	6.3%	↑



ACTIVITY

Cumulative percentage of contracted UDA delivered 2016 & 2017



Month	Adjusted Scheduled Activity (UDA)	
	2016	2017
April	20	871
May	1,297	2,650
June	2,700	4,176
July	5,283	6,622
August	6,757	8,229
September	8,420	10,003
October	9,520	11,897
November	11,461	13,984
December	13,223	15,808
January	14,569	
February	17,271	
March	19,150	
April	19,723	
May	19,723	
June	19,745	

QUALITY

	Quantity	Base Number	Contract	AT	Region	England
% of FP17s for the same patient ID Re-attending within 3 months - Children	130	2,267	5.7%	12.0%	11.9%	12.4%
% of FP17s for the same patient ID Re-attending within 3 months - Adults	676	5,917	11.4%	15.6%	16.5%	16.6%
% of FP17s for the same patient ID Re-attending between 3 & 9 months - Children	1,124	2,267	49.6%	57.2%	60.2%	57.5%
% of FP17s for the same patient ID Re-attending between 3 & 9 months - Adults	2,491	5,917	42.1%	48.8%	52.0%	50.4%
% of FP17s for Band 1 Urgent Courses	501	7,954	6.3%	9.6%	9.5%	9.1%
% of FP17s Relating to Free Repair or Replacements	57	7,954	0.7%	0.8%	0.7%	0.8%
% of FP17s Relating to Continuations	128	7,954	1.6%	0.9%	1.2%	1.3%
% of Patients satisfied with the dentistry they have received	17	22	77.3%	93.5%	92.9%	92.7%
% of Patients satisfied with the time they had to wait for an appointment	17	22	77.3%	90.4%	88.8%	88.8%

* This is based on patients treated on this contract for their most recent course of treatment. Figures in italics indicate the base number of FP17s or Patient Questionnaire responses are less than 100. N/A is shown where the base number of responses is less than 10 during the period. % is calculated as Quantity/Base number*100

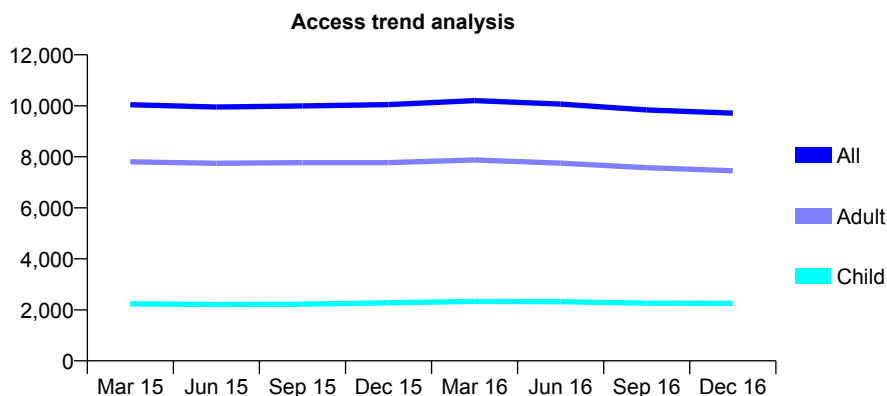
Q69 - Vital Signs At a Glance Contract Report for 101435/0014 - December 2016

Name or company name	IDH Limited
Contract type name	GDS Contract
Purpose of contract	General
Contract start date	01/04/2006
Contract end date	

16/17 Contracted general activity (UDA)	32,539
Carry forward general activity (UDA)	0
16/17 Contracted orthodontic activity (UOA)	0
Carry forward orthodontic activity (UOA)	0
Baseline contract value	£718,782.13

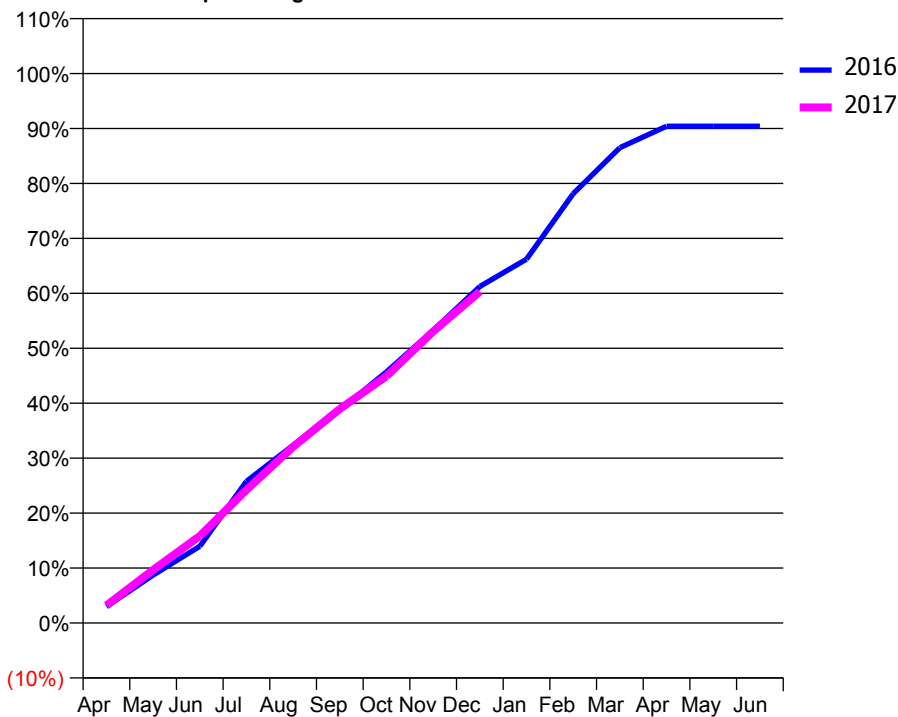
ACCESS*

Patients seen in 24 months	Total	Change since previous quarter
Quarter ending December 2015	10,047	
Quarter ending March 2016	10,205	→
Quarter ending June 2016	10,068	↓
Quarter ending September 2016	9,837	↓
Quarter ending December 2016	9,711	↓
Variance since December 2015	(3.3%)	↓



ACTIVITY

Cumulative percentage of contracted UDA delivered 2016 & 2017



Month	Adjusted Scheduled Activity (UDA)	
	2016	2017
April	975	1,035
May	2,835	3,147
June	4,544	5,155
July	8,390	7,884
August	10,533	10,432
September	12,612	12,676
October	14,870	14,619
November	17,330	17,264
December	19,926	19,624
January	21,547	
February	25,424	
March	28,148	
April	29,417	
May	29,416	
June	29,416	

QUALITY

	Quantity	Base Number	Contract	AT	Region	England
% of FP17s for the same patient ID Re-attending within 3 months - Children	157	2,196	7.1%	12.0%	11.9%	12.4%
% of FP17s for the same patient ID Re-attending within 3 months - Adults	685	6,086	11.3%	15.6%	16.5%	16.6%
% of FP17s for the same patient ID Re-attending between 3 & 9 months - Children	1,229	2,196	56.0%	57.2%	60.2%	57.5%
% of FP17s for the same patient ID Re-attending between 3 & 9 months - Adults	2,905	6,086	47.7%	48.8%	52.0%	50.4%
% of FP17s for Band 1 Urgent Courses	409	7,805	5.2%	9.6%	9.5%	9.1%
% of FP17s Relating to Free Repair or Replacements	39	7,805	0.5%	0.8%	0.7%	0.8%
% of FP17s Relating to Continuations	162	7,805	2.1%	0.9%	1.2%	1.3%
% of Patients satisfied with the dentistry they have received	28	29	96.6%	93.5%	92.9%	92.7%
% of Patients satisfied with the time they had to wait for an appointment	22	29	75.9%	90.4%	88.8%	88.8%

* This is based on patients treated on this contract for their most recent course of treatment. Figures in italics indicate the base number of FP17s or Patient Questionnaire responses are less than 100. N/A is shown where the base number of responses is less than 10 during the period. % is calculated as Quantity/Base number*100

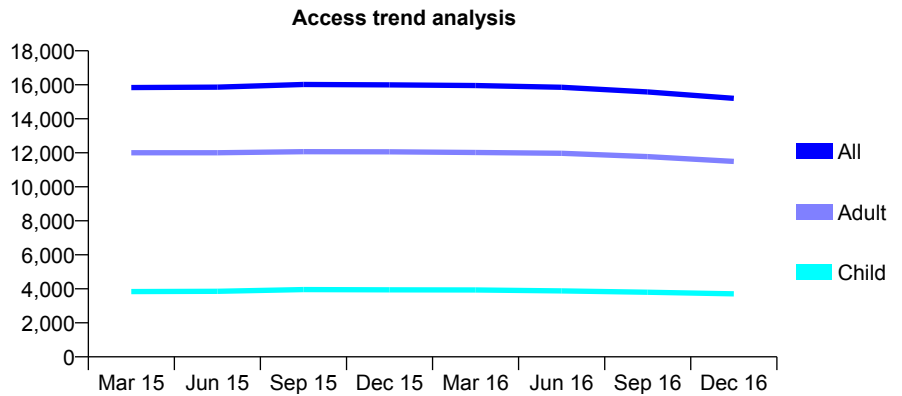
Q69 - Vital Signs At a Glance Contract Report for 101435/0035 - December 2016

Name or company name	IDH Limited
Contract type name	GDS Contract
Purpose of contract	General
Contract start date	01/04/2006
Contract end date	

16/17 Contracted general activity (UDA)	35,138
Carry forward general activity (UDA)	0
16/17 Contracted orthodontic activity (UOA)	0
Carry forward orthodontic activity (UOA)	0
Baseline contract value	£762,908.91

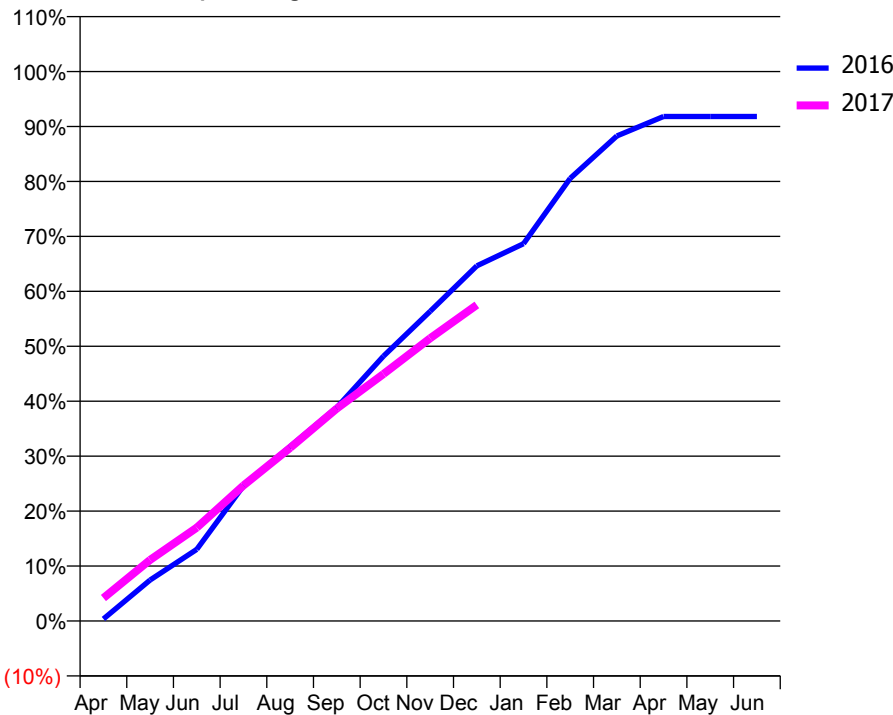
ACCESS*

Patients seen in 24 months	Total	Change since previous quarter
Quarter ending December 2015	15,999	
Quarter ending March 2016	15,957	→
Quarter ending June 2016	15,851	→
Quarter ending September 2016	15,577	↓
Quarter ending December 2016	15,201	↓
Variance since December 2015	(5.0%)	↓



ACTIVITY

Cumulative percentage of contracted UDA delivered 2016 & 2017



Month	Adjusted Scheduled Activity (UDA)	
	2016	2017
April	136	1,472
May	2,622	3,910
June	4,584	5,972
July	8,640	8,667
August	11,159	11,069
September	13,656	13,583
October	16,940	15,798
November	19,804	18,083
December	22,710	20,212
January	24,125	
February	28,304	
March	31,019	
April	32,260	
May	32,260	
June	32,258	

QUALITY

	Quantity	Base Number	Contract	AT	Region	England
% of FP17s for the same patient ID Re-attending within 3 months - Children	113	3,208	3.5%	12.0%	11.9%	12.4%
% of FP17s for the same patient ID Re-attending within 3 months - Adults	604	8,412	7.2%	15.6%	16.5%	16.6%
% of FP17s for the same patient ID Re-attending between 3 & 9 months - Children	1,641	3,208	51.2%	57.2%	60.2%	57.5%
% of FP17s for the same patient ID Re-attending between 3 & 9 months - Adults	3,568	8,412	42.4%	48.8%	52.0%	50.4%
% of FP17s for Band 1 Urgent Courses	589	10,970	5.4%	9.6%	9.5%	9.1%
% of FP17s Relating to Free Repair or Replacements	13	10,970	0.1%	0.8%	0.7%	0.8%
% of FP17s Relating to Continuations	76	10,970	0.7%	0.9%	1.2%	1.3%
% of Patients satisfied with the dentistry they have received	23	24	95.8%	93.5%	92.9%	92.7%
% of Patients satisfied with the time they had to wait for an appointment	20	24	83.3%	90.4%	88.8%	88.8%

* This is based on patients treated on this contract for their most recent course of treatment. Figures in italics indicate the base number of FP17s or Patient Questionnaire responses are less than 100. N/A is shown where the base number of responses is less than 10 during the period. % is calculated as Quantity/Base number*100

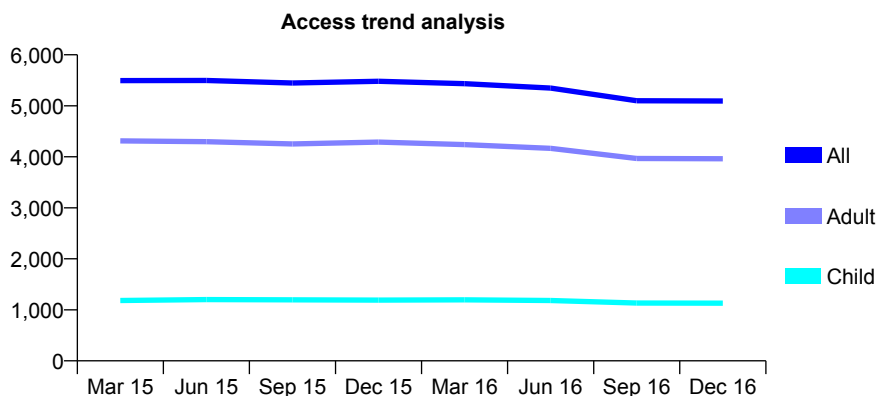
Q69 - Vital Signs At a Glance Contract Report for 101435/0054 - December 2016

Name or company name	IDH Limited
Contract type name	GDS Contract
Purpose of contract	General
Contract start date	01/12/2006
Contract end date	

16/17 Contracted general activity (UDA)	10,510
Carry forward general activity (UDA)	0
16/17 Contracted orthodontic activity (UOA)	0
Carry forward orthodontic activity (UOA)	0
Baseline contract value	£260,449.93

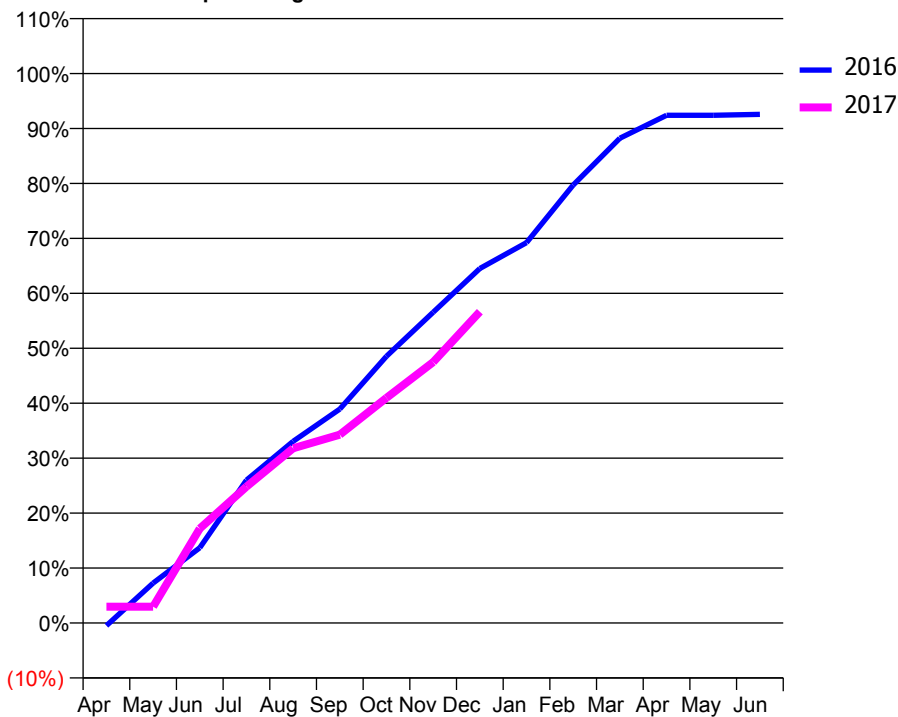
ACCESS*

Patients seen in 24 months	Total	Change since previous quarter
Quarter ending December 2015	5,481	
Quarter ending March 2016	5,434	→
Quarter ending June 2016	5,349	↓
Quarter ending September 2016	5,100	↓
Quarter ending December 2016	5,093	→
Variance since December 2015	(7.1%)	↓



ACTIVITY

Cumulative percentage of contracted UDA delivered 2016 & 2017



Month	Adjusted Scheduled Activity (UDA)	
	2016	2017
April	-65	312
May	945	312
June	1,783	1,807
July	3,383	2,607
August	4,302	3,343
September	5,066	3,603
October	6,314	4,306
November	7,359	4,991
December	8,392	5,954
January	9,007	
February	10,371	
March	11,478	
April	12,020	
May	12,020	
June	12,041	

QUALITY

	Quantity	Base Number	Contract	AT	Region	England
% of FP17s for the same patient ID Re-attending within 3 months - Children	29	852	3.4%	12.0%	11.9%	12.4%
% of FP17s for the same patient ID Re-attending within 3 months - Adults	267	2,676	10.0%	15.6%	16.5%	16.6%
% of FP17s for the same patient ID Re-attending between 3 & 9 months - Children	433	852	50.8%	57.2%	60.2%	57.5%
% of FP17s for the same patient ID Re-attending between 3 & 9 months - Adults	1,321	2,676	49.4%	48.8%	52.0%	50.4%
% of FP17s for Band 1 Urgent Courses	185	3,256	5.7%	9.6%	9.5%	9.1%
% of FP17s Relating to Free Repair or Replacements	19	3,256	0.6%	0.8%	0.7%	0.8%
% of FP17s Relating to Continuations	40	3,256	1.2%	0.9%	1.2%	1.3%
% of Patients satisfied with the dentistry they have received	6	6	N/A	93.5%	92.9%	92.7%
% of Patients satisfied with the time they had to wait for an appointment	4	6	N/A	90.4%	88.8%	88.8%

* This is based on patients treated on this contract for their most recent course of treatment. Figures in italics indicate the base number of FP17s or Patient Questionnaire responses are less than 100. N/A is shown where the base number of responses is less than 10 during the period. % is calculated as Quantity/Base number*100

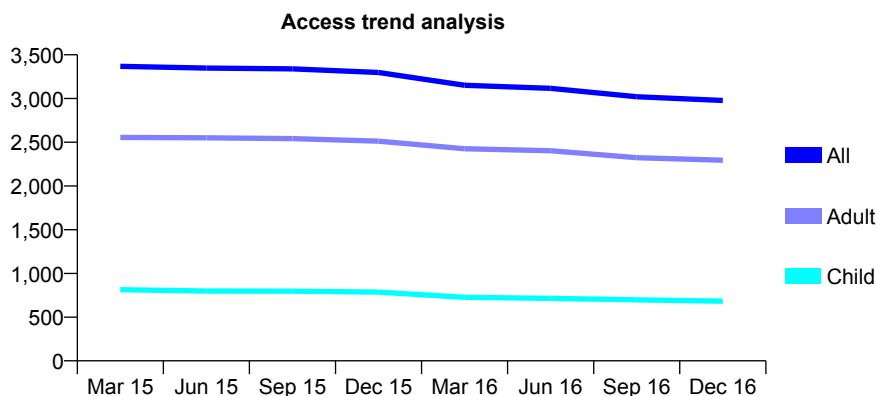
Q69 - Vital Signs At a Glance Contract Report for 101435/0109 - December 2016

Name or company name	IDH Limited
Contract type name	GDS Contract
Purpose of contract	General
Contract start date	01/07/2008
Contract end date	

16/17 Contracted general activity (UDA)	10,590
Carry forward general activity (UDA)	0
16/17 Contracted orthodontic activity (UOA)	0
Carry forward orthodontic activity (UOA)	0
Baseline contract value	£247,188.13

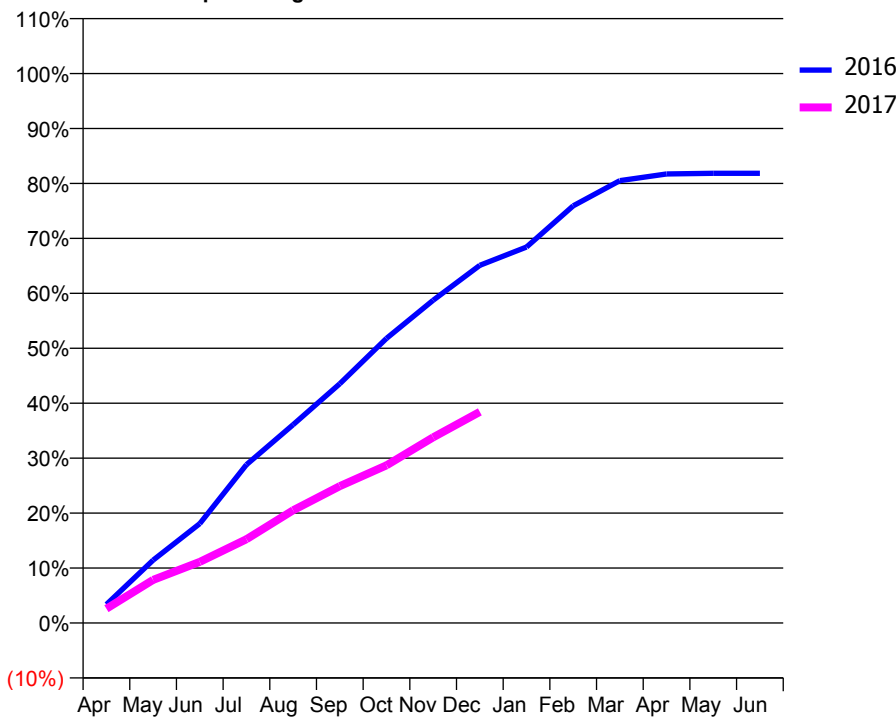
ACCESS*

Patients seen in 24 months	Total	Change since previous quarter
Quarter ending December 2015	3,298	
Quarter ending March 2016	3,151	↓
Quarter ending June 2016	3,117	↓
Quarter ending September 2016	3,021	↓
Quarter ending December 2016	2,978	↓
Variance since December 2015	(9.7%)	↓



ACTIVITY

Cumulative percentage of contracted UDA delivered 2016 & 2017



Adjusted Scheduled Activity (UDA)

Month	2016	2017
April	359	277
May	1,211	832
June	1,917	1,179
July	3,052	1,616
August	3,823	2,173
September	4,612	2,637
October	5,484	3,039
November	6,221	3,578
December	6,893	4,069
January	7,247	
February	8,041	
March	8,525	
April	8,655	
May	8,667	
June	8,667	

QUALITY

	Quantity	Base Number	Contract	AT	Region	England
% of FP17s for the same patient ID Re-attending within 3 months - Children	32	669	4.8%	12.0%	11.9%	12.4%
% of FP17s for the same patient ID Re-attending within 3 months - Adults	181	1,778	10.2%	15.6%	16.5%	16.6%
% of FP17s for the same patient ID Re-attending between 3 & 9 months - Children	347	669	51.9%	57.2%	60.2%	57.5%
% of FP17s for the same patient ID Re-attending between 3 & 9 months - Adults	811	1,778	45.6%	48.8%	52.0%	50.4%
% of FP17s for Band 1 Urgent Courses	114	2,336	4.9%	9.6%	9.5%	9.1%
% of FP17s Relating to Free Repair or Replacements	16	2,336	0.7%	0.8%	0.7%	0.8%
% of FP17s Relating to Continuations	46	2,336	2.0%	0.9%	1.2%	1.3%
% of Patients satisfied with the dentistry they have received	3	3	N/A	93.5%	92.9%	92.7%
% of Patients satisfied with the time they had to wait for an appointment	3	3	N/A	90.4%	88.8%	88.8%

* This is based on patients treated on this contract for their most recent course of treatment. Figures in italics indicate the base number of FP17s or Patient Questionnaire responses are less than 100. N/A is shown where the base number of responses is less than 10 during the period. % is calculated as Quantity/Base number*100

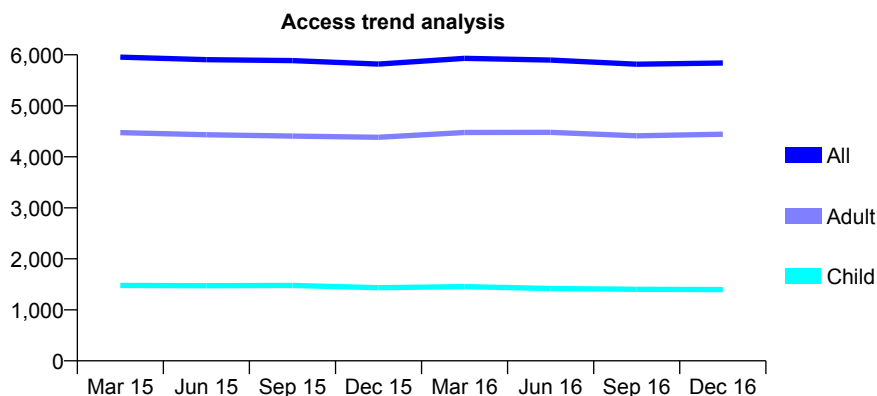
Q69 - Vital Signs At a Glance Contract Report for 102504/0001 - December 2016

Name or company name	Chess House (UK) Limited
Contract type name	GDS Contract
Purpose of contract	General
Contract start date	01/05/2010
Contract end date	

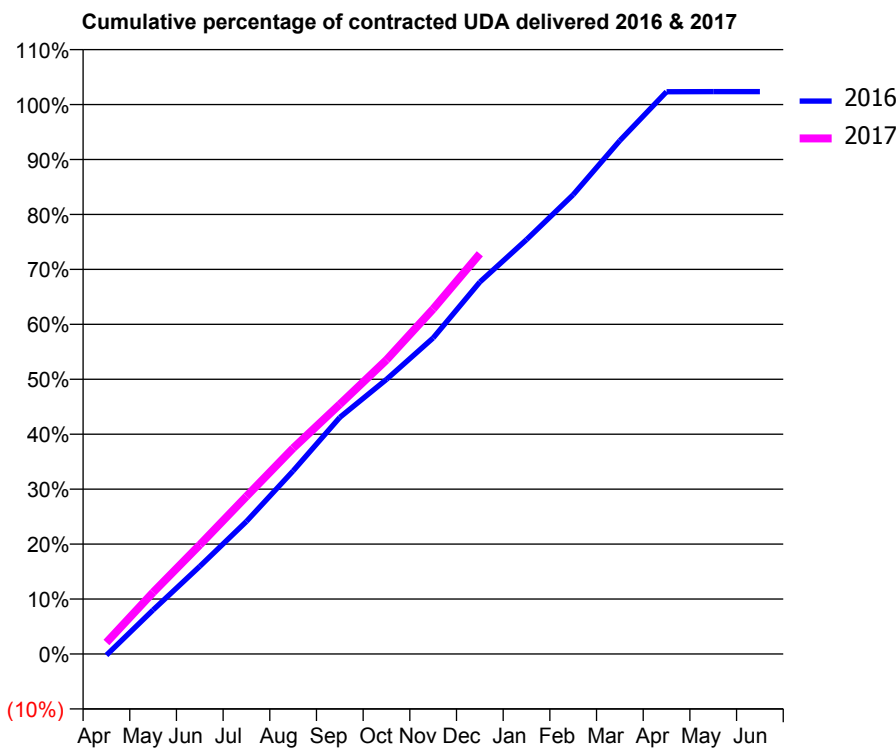
16/17 Contracted general activity (UDA)	15,018
Carry forward general activity (UDA)	-314
16/17 Contracted orthodontic activity (UOA)	0
Carry forward orthodontic activity (UOA)	0
Baseline contract value	£340,163.55

ACCESS*

Patients seen in 24 months	Total	Change since previous quarter
Quarter ending December 2015	5,819	
Quarter ending March 2016	5,932	→
Quarter ending June 2016	5,898	→
Quarter ending September 2016	5,816	↓
Quarter ending December 2016	5,840	→
Variance since December 2015	0.4%	→



ACTIVITY



Month	Adjusted Scheduled Activity (UDA)	
	2016	2017
April	-37	314
May	1,261	1,687
June	2,509	2,981
July	3,795	4,311
August	5,239	5,627
September	6,770	6,825
October	7,859	8,039
November	9,045	9,432
December	10,644	10,940
January	11,856	
February	13,143	
March	14,692	
April	16,089	
May	16,092	
June	16,093	

QUALITY

	Quantity	Base Number	Contract	AT	Region	England
% of FP17s for the same patient ID Re-attending within 3 months - Children	108	1,442	7.5%	12.0%	11.9%	12.4%
% of FP17s for the same patient ID Re-attending within 3 months - Adults	983	5,027	19.6%	15.6%	16.5%	16.6%
% of FP17s for the same patient ID Re-attending between 3 & 9 months - Children	820	1,442	56.9%	57.2%	60.2%	57.5%
% of FP17s for the same patient ID Re-attending between 3 & 9 months - Adults	2,764	5,027	55.0%	48.8%	52.0%	50.4%
% of FP17s for Band 1 Urgent Courses	731	5,758	12.7%	9.6%	9.5%	9.1%
% of FP17s Relating to Free Repair or Replacements	45	5,758	0.8%	0.8%	0.7%	0.8%
% of FP17s Relating to Continuations	92	5,758	1.6%	0.9%	1.2%	1.3%
% of Patients satisfied with the dentistry they have received	5	7	N/A	93.5%	92.9%	92.7%
% of Patients satisfied with the time they had to wait for an appointment	7	7	N/A	90.4%	88.8%	88.8%

* This is based on patients treated on this contract for their most recent course of treatment. Figures in italics indicate the base number of FP17s or Patient Questionnaire responses are less than 100. N/A is shown where the base number of responses is less than 10 during the period. % is calculated as Quantity/Base number*100

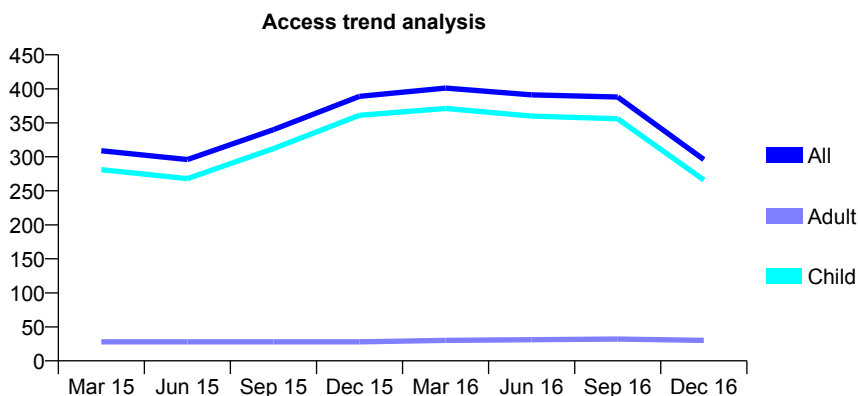
Q69 - Vital Signs At a Glance Contract Report for 103284/0001 - December 2016

Name or company name	Grove Green Dental Surgery
Contract type name	GDS Contract
Purpose of contract	General
Contract start date	01/07/2011
Contract end date	

16/17 Contracted general activity (UDA)	1,277
Carry forward general activity (UDA)	0
16/17 Contracted orthodontic activity (UOA)	0
Carry forward orthodontic activity (UOA)	0
Baseline contract value	£30,193.82

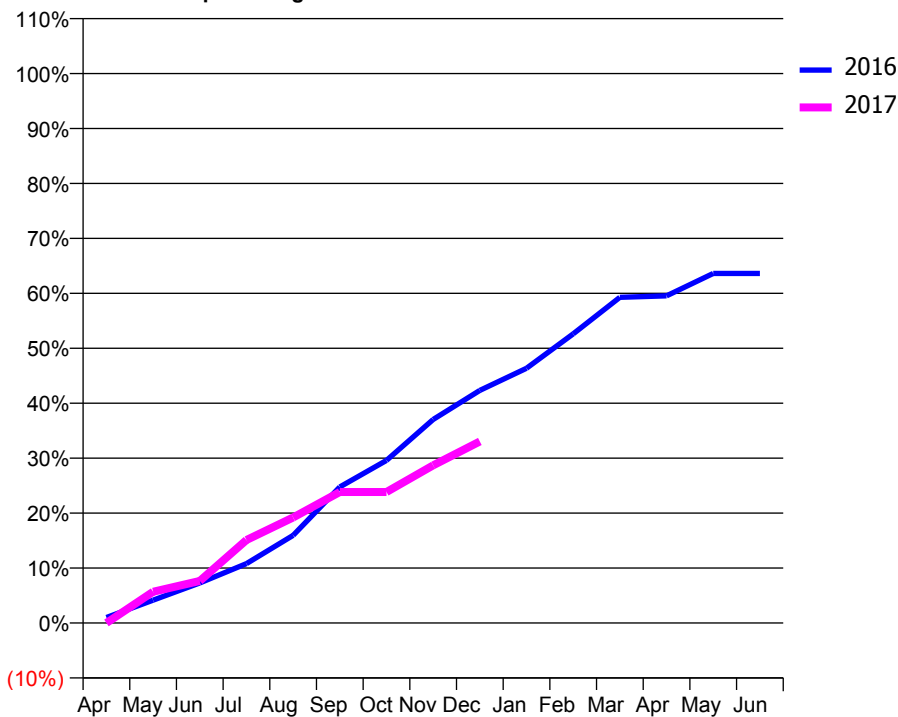
ACCESS*

Patients seen in 24 months	Total	Change since previous quarter
Quarter ending December 2015	389	
Quarter ending March 2016	401	↑
Quarter ending June 2016	391	↓
Quarter ending September 2016	388	→
Quarter ending December 2016	296	↓
Variance since December 2015	(23.9%)	↓



ACTIVITY

Cumulative percentage of contracted UDA delivered 2016 & 2017



Adjusted Scheduled Activity (UDA)

Month	2016	2017
April	13	0
May	53	73
June	93	98
July	138	193
August	204	245
September	316	304
October	378	304
November	473	366
December	541	422
January	592	
February	672	
March	757	
April	760	
May	812	
June	812	

QUALITY

	Quantity	Base Number	Contract	AT	Region	England
% of FP17s for the same patient ID Re-attending within 3 months - Children	28	359	7.8%	12.0%	11.9%	12.4%
% of FP17s for the same patient ID Re-attending within 3 months - Adults	1	11	9.1%	15.6%	16.5%	16.6%
% of FP17s for the same patient ID Re-attending between 3 & 9 months - Children	205	359	57.1%	57.2%	60.2%	57.5%
% of FP17s for the same patient ID Re-attending between 3 & 9 months - Adults	3	11	27.3%	48.8%	52.0%	50.4%
% of FP17s for Band 1 Urgent Courses	9	324	2.8%	9.6%	9.5%	9.1%
% of FP17s Relating to Free Repair or Replacements	0	324	0.0%	0.8%	0.7%	0.8%
% of FP17s Relating to Continuations	0	324	0.0%	0.9%	1.2%	1.3%
% of Patients satisfied with the dentistry they have received	0	0	N/A	93.5%	92.9%	92.7%
% of Patients satisfied with the time they had to wait for an appointment	0	0	N/A	90.4%	88.8%	88.8%

* This is based on patients treated on this contract for their most recent course of treatment. Figures in italics indicate the base number of FP17s or Patient Questionnaire responses are less than 100. N/A is shown where the base number of responses is less than 10 during the period. % is calculated as Quantity/Base number*100

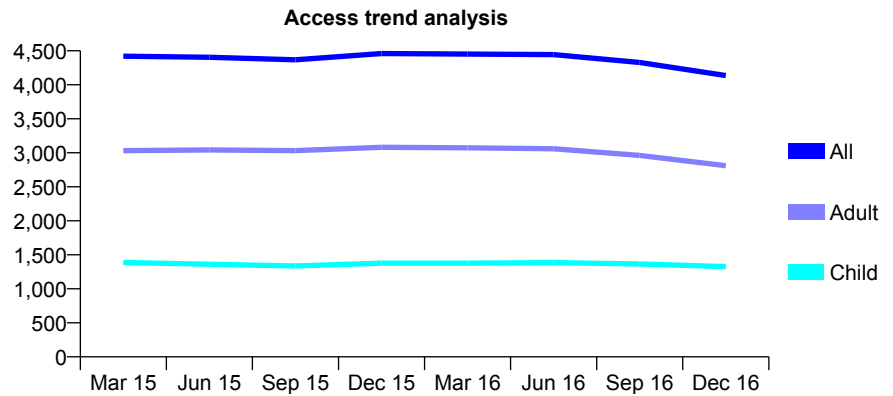
Q69 - Vital Signs At a Glance Contract Report for 103624/0001 - December 2016

Name or company name	CASTLE HILL DENTAL CARE LTD
Contract type name	GDS Contract
Purpose of contract	General
Contract start date	01/08/2012
Contract end date	

16/17 Contracted general activity (UDA)	8,250
Carry forward general activity (UDA)	-48
16/17 Contracted orthodontic activity (UOA)	0
Carry forward orthodontic activity (UOA)	0
Baseline contract value	£194,566.97

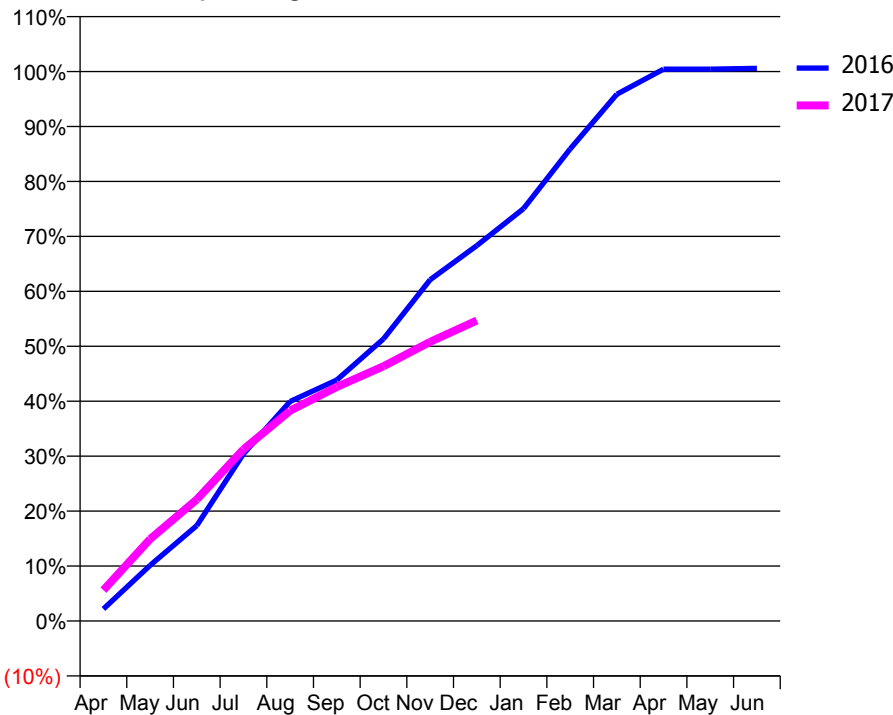
ACCESS*

Patients seen in 24 months	Total	Change since previous quarter
Quarter ending December 2015	4,460	
Quarter ending March 2016	4,451	→
Quarter ending June 2016	4,445	→
Quarter ending September 2016	4,328	↓
Quarter ending December 2016	4,137	↓
Variance since December 2015	(7.2%)	↓



ACTIVITY

Cumulative percentage of contracted UDA delivered 2016 & 2017



Month	Adjusted Scheduled Activity (UDA)	
	2016	2017
April	185	464
May	856	1,231
June	1,467	1,825
July	2,569	2,578
August	3,374	3,157
September	3,704	3,515
October	4,335	3,826
November	5,246	4,191
December	5,770	4,512
January	6,337	
February	7,255	
March	8,096	
April	8,480	
May	8,481	
June	8,492	

QUALITY

	Quantity	Base Number	Contract	AT	Region	England
% of FP17s for the same patient ID Re-attending within 3 months - Children	69	923	7.5%	12.0%	11.9%	12.4%
% of FP17s for the same patient ID Re-attending within 3 months - Adults	223	1,742	12.8%	15.6%	16.5%	16.6%
% of FP17s for the same patient ID Re-attending between 3 & 9 months - Children	364	923	39.4%	57.2%	60.2%	57.5%
% of FP17s for the same patient ID Re-attending between 3 & 9 months - Adults	584	1,742	33.5%	48.8%	52.0%	50.4%
% of FP17s for Band 1 Urgent Courses	265	2,405	11.0%	9.6%	9.5%	9.1%
% of FP17s Relating to Free Repair or Replacements	15	2,405	0.6%	0.8%	0.7%	0.8%
% of FP17s Relating to Continuations	5	2,405	0.2%	0.9%	1.2%	1.3%
% of Patients satisfied with the dentistry they have received	2	2	N/A	93.5%	92.9%	92.7%
% of Patients satisfied with the time they had to wait for an appointment	2	2	N/A	90.4%	88.8%	88.8%

* This is based on patients treated on this contract for their most recent course of treatment. Figures in italics indicate the base number of FP17s or Patient Questionnaire responses are less than 100. N/A is shown where the base number of responses is less than 10 during the period. % is calculated as Quantity/Base number*100

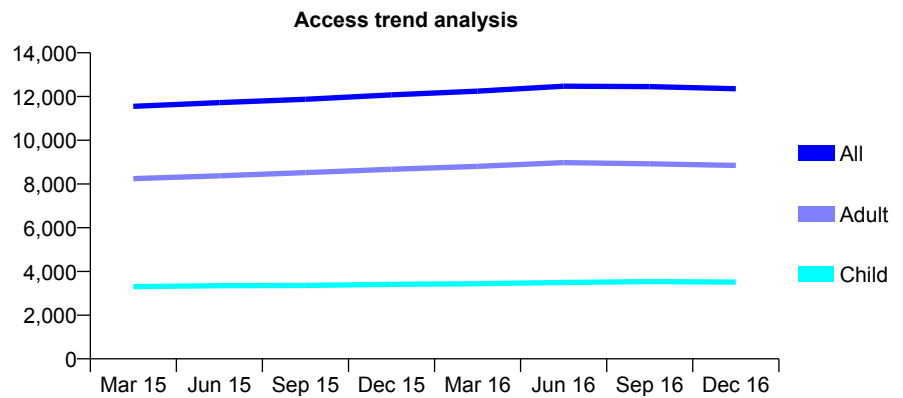
Q69 - Vital Signs At a Glance Contract Report for 104280/0001 - December 2016

Name or company name	BUSBY HOUSE DENTAL LTD
Contract type name	GDS Contract
Purpose of contract	General
Contract start date	01/10/2010
Contract end date	

16/17 Contracted general activity (UDA)	29,407
Carry forward general activity (UDA)	0
16/17 Contracted orthodontic activity (UOA)	0
Carry forward orthodontic activity (UOA)	0
Baseline contract value	£697,344.19

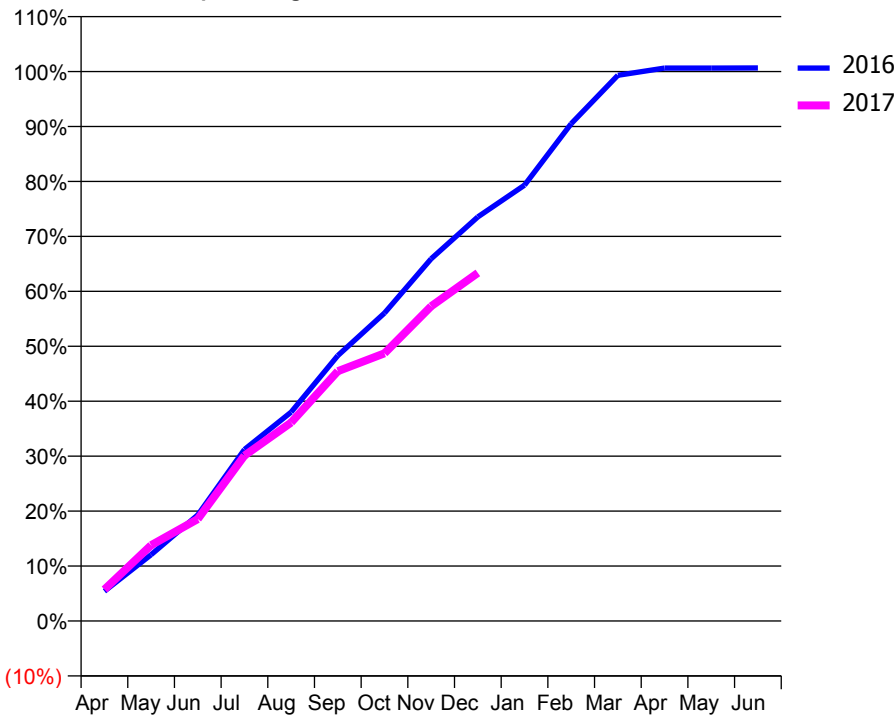
ACCESS*

Patients seen in 24 months	Total	Change since previous quarter
Quarter ending December 2015	12,078	
Quarter ending March 2016	12,244	→
Quarter ending June 2016	12,471	→
Quarter ending September 2016	12,455	→
Quarter ending December 2016	12,358	→
Variance since December 2015	2.3%	↑



ACTIVITY

Cumulative percentage of contracted UDA delivered 2016 & 2017



Month	Adjusted Scheduled Activity (UDA)	
	2016	2017
April	1,670	1,686
May	3,720	4,054
June	5,945	5,456
July	9,611	8,851
August	11,701	10,624
September	14,869	13,370
October	17,255	14,323
November	20,299	16,846
December	22,640	18,629
January	24,423	
February	27,867	
March	30,578	
April	30,981	
May	30,982	
June	30,985	

QUALITY

	Quantity	Base Number	Contract	AT	Region	England
% of FP17s for the same patient ID Re-attending within 3 months - Children	323	3,828	8.4%	12.0%	11.9%	12.4%
% of FP17s for the same patient ID Re-attending within 3 months - Adults	1,466	8,368	17.5%	15.6%	16.5%	16.6%
% of FP17s for the same patient ID Re-attending between 3 & 9 months - Children	2,367	3,828	61.8%	57.2%	60.2%	57.5%
% of FP17s for the same patient ID Re-attending between 3 & 9 months - Adults	4,269	8,368	51.0%	48.8%	52.0%	50.4%
% of FP17s for Band 1 Urgent Courses	1,131	10,121	11.2%	9.6%	9.5%	9.1%
% of FP17s Relating to Free Repair or Replacements	53	10,121	0.5%	0.8%	0.7%	0.8%
% of FP17s Relating to Continuations	26	10,121	0.3%	0.9%	1.2%	1.3%
% of Patients satisfied with the dentistry they have received	9	10	90.0%	93.5%	92.9%	92.7%
% of Patients satisfied with the time they had to wait for an appointment	7	10	70.0%	90.4%	88.8%	88.8%

* This is based on patients treated on this contract for their most recent course of treatment. Figures in italics indicate the base number of FP17s or Patient Questionnaire responses are less than 100. N/A is shown where the base number of responses is less than 10 during the period. % is calculated as Quantity/Base number*100

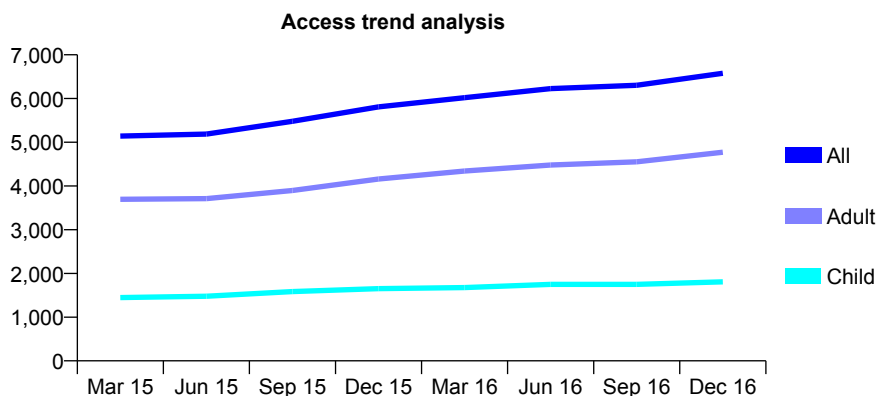
Q69 - Vital Signs At a Glance Contract Report for 104345/0001 - December 2016

Name or company name	Michael Fahami LTD
Contract type name	GDS Contract
Purpose of contract	General
Contract start date	01/08/2010
Contract end date	

16/17 Contracted general activity (UDA)	14,000
Carry forward general activity (UDA)	527
16/17 Contracted orthodontic activity (UOA)	0
Carry forward orthodontic activity (UOA)	0
Baseline contract value	£338,392.51

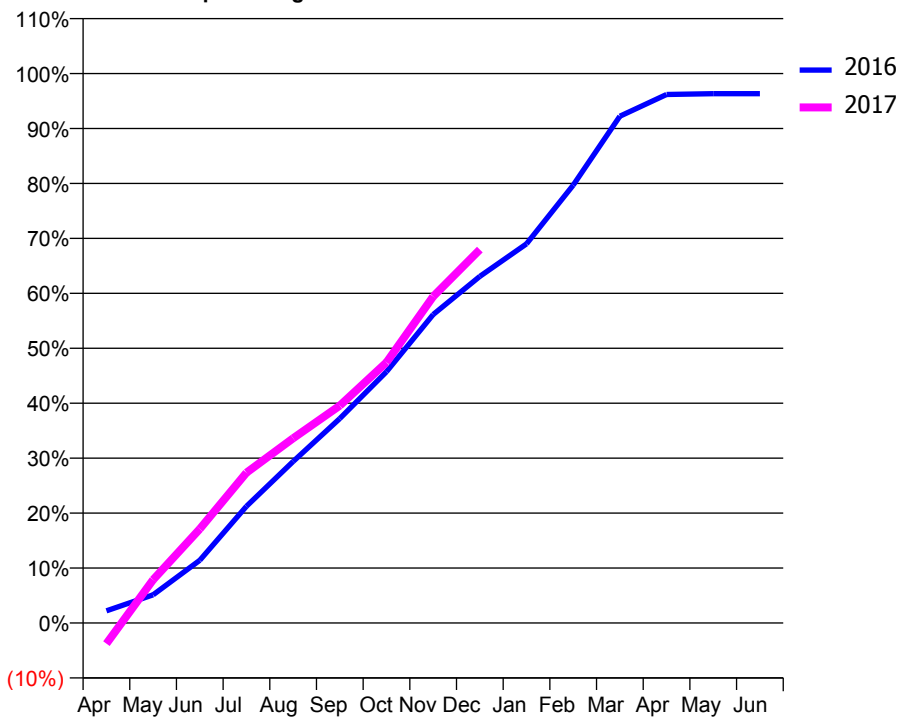
ACCESS*

Patients seen in 24 months	Total	Change since previous quarter
Quarter ending December 2015	5,810	
Quarter ending March 2016	6,018	↑
Quarter ending June 2016	6,227	↑
Quarter ending September 2016	6,302	→
Quarter ending December 2016	6,579	↑
Variance since December 2015	13.2%	↑



ACTIVITY

Cumulative percentage of contracted UDA delivered 2016 & 2017



Month	Adjusted Scheduled Activity (UDA)	
	2016	2017
April	319	-527
May	734	1,102
June	1,637	2,398
July	3,045	3,830
August	4,214	4,706
September	5,331	5,540
October	6,554	6,642
November	8,043	8,318
December	9,038	9,514
January	9,888	
February	11,417	
March	13,215	
April	13,781	
May	13,802	
June	13,802	

QUALITY

	Quantity	Base Number	Contract	AT	Region	England
% of FP17s for the same patient ID Re-attending within 3 months - Children	129	1,919	6.7%	12.0%	11.9%	12.4%
% of FP17s for the same patient ID Re-attending within 3 months - Adults	570	4,661	12.2%	15.6%	16.5%	16.6%
% of FP17s for the same patient ID Re-attending between 3 & 9 months - Children	1,110	1,919	57.8%	57.2%	60.2%	57.5%
% of FP17s for the same patient ID Re-attending between 3 & 9 months - Adults	2,452	4,661	52.6%	48.8%	52.0%	50.4%
% of FP17s for Band 1 Urgent Courses	437	5,520	7.9%	9.6%	9.5%	9.1%
% of FP17s Relating to Free Repair or Replacements	51	5,520	0.9%	0.8%	0.7%	0.8%
% of FP17s Relating to Continuations	19	5,520	0.3%	0.9%	1.2%	1.3%
% of Patients satisfied with the dentistry they have received	10	11	90.9%	93.5%	92.9%	92.7%
% of Patients satisfied with the time they had to wait for an appointment	10	11	90.9%	90.4%	88.8%	88.8%

* This is based on patients treated on this contract for their most recent course of treatment. Figures in italics indicate the base number of FP17s or Patient Questionnaire responses are less than 100. N/A is shown where the base number of responses is less than 10 during the period. % is calculated as Quantity/Base number*100

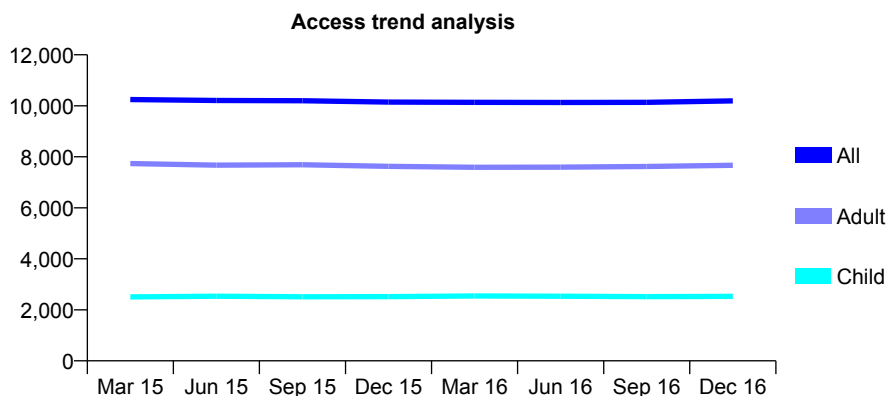
Q69 - Vital Signs At a Glance Contract Report for 105961/0001 - December 2016

Name or company name	Roundshill Dental Practice
Contract type name	GDS Contract
Purpose of contract	General
Contract start date	01/04/2006
Contract end date	

16/17 Contracted general activity (UDA)	22,935
Carry forward general activity (UDA)	0
16/17 Contracted orthodontic activity (UOA)	0
Carry forward orthodontic activity (UOA)	0
Baseline contract value	£579,677.10

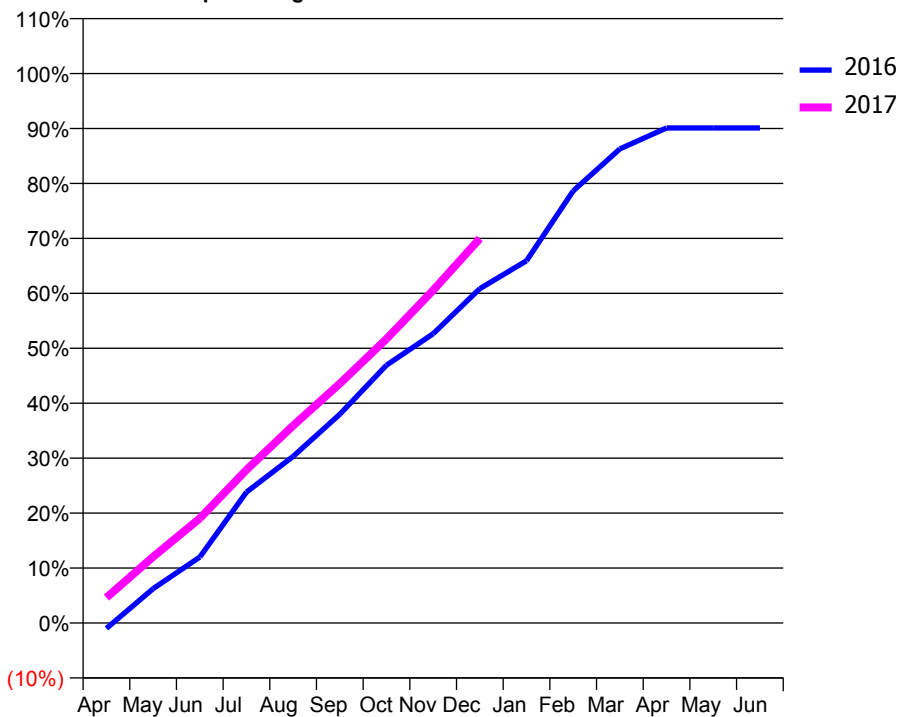
ACCESS*

Patients seen in 24 months	Total	Change since previous quarter
Quarter ending December 2015	10,148	
Quarter ending March 2016	10,136	→
Quarter ending June 2016	10,132	→
Quarter ending September 2016	10,138	→
Quarter ending December 2016	10,196	→
Variance since December 2015	0.5%	→



ACTIVITY

Cumulative percentage of contracted UDA delivered 2016 & 2017



Month	Adjusted Scheduled Activity (UDA)	
	2016	2017
April	-231	1,060
May	1,431	2,765
June	2,755	4,366
July	5,464	6,390
August	6,956	8,239
September	8,713	9,991
October	10,761	11,860
November	12,077	13,890
December	13,957	16,051
January	15,120	
February	18,038	
March	19,786	
April	20,662	
May	20,663	
June	20,663	

QUALITY

	Quantity	Base Number	Contract	AT	Region	England
% of FP17s for the same patient ID Re-attending within 3 months - Children	132	2,329	5.7%	12.0%	11.9%	12.4%
% of FP17s for the same patient ID Re-attending within 3 months - Adults	1,151	7,085	16.2%	15.6%	16.5%	16.6%
% of FP17s for the same patient ID Re-attending between 3 & 9 months - Children	1,178	2,329	50.6%	57.2%	60.2%	57.5%
% of FP17s for the same patient ID Re-attending between 3 & 9 months - Adults	2,850	7,085	40.2%	48.8%	52.0%	50.4%
% of FP17s for Band 1 Urgent Courses	901	8,922	10.1%	9.6%	9.5%	9.1%
% of FP17s Relating to Free Repair or Replacements	81	8,922	0.9%	0.8%	0.7%	0.8%
% of FP17s Relating to Continuations	120	8,922	1.3%	0.9%	1.2%	1.3%
% of Patients satisfied with the dentistry they have received	21	24	87.5%	93.5%	92.9%	92.7%
% of Patients satisfied with the time they had to wait for an appointment	22	24	91.7%	90.4%	88.8%	88.8%

* This is based on patients treated on this contract for their most recent course of treatment. Figures in italics indicate the base number of FP17s or Patient Questionnaire responses are less than 100. N/A is shown where the base number of responses is less than 10 during the period. % is calculated as Quantity/Base number*100

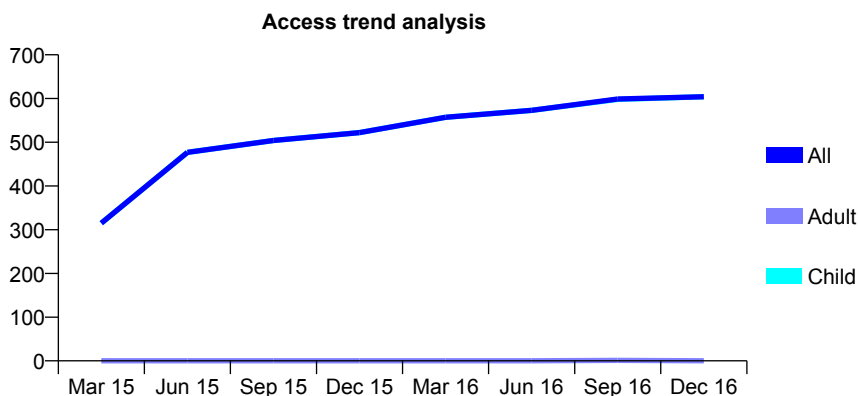
Q69 - Vital Signs At a Glance Contract Report for 108715/0001 - December 2016

Name or company name	Williams and Sanghera Dental Practice
Contract type name	GDS Contract
Purpose of contract	General
Contract start date	01/11/2014
Contract end date	

16/17 Contracted general activity (UDA)	1,425
Carry forward general activity (UDA)	0
16/17 Contracted orthodontic activity (UOA)	0
Carry forward orthodontic activity (UOA)	0
Baseline contract value	£25,644.87

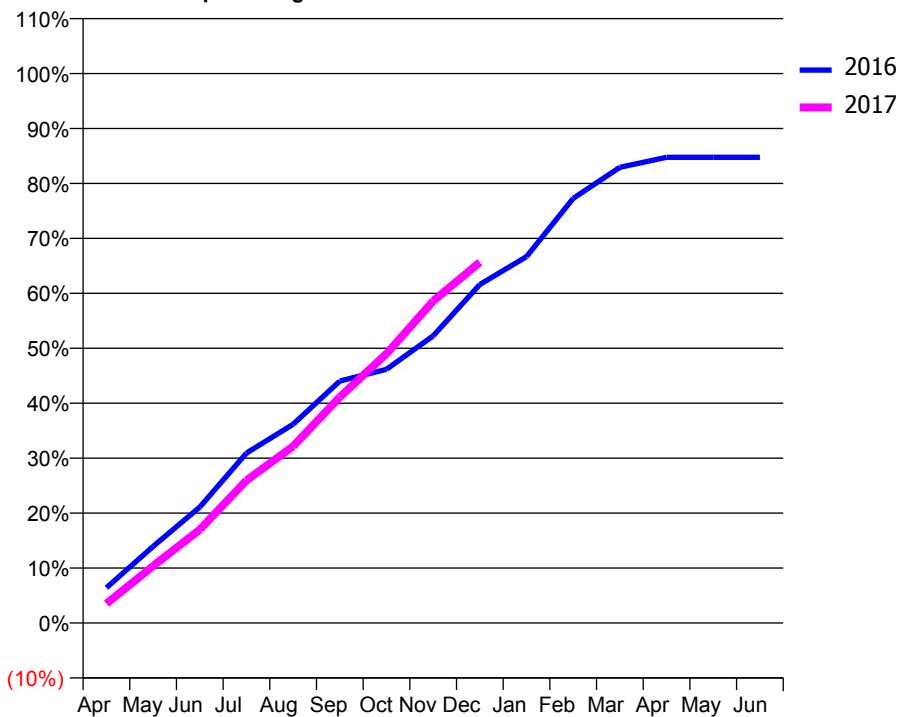
ACCESS*

Patients seen in 24 months	Total	Change since previous quarter
Quarter ending December 2015	522	
Quarter ending March 2016	557	↑
Quarter ending June 2016	573	↑
Quarter ending September 2016	599	↑
Quarter ending December 2016	604	→
Variance since December 2015	15.7%	↑



ACTIVITY

Cumulative percentage of contracted UDA delivered 2016 & 2017



Month	Adjusted Scheduled Activity (UDA)	
	2016	2017
April	96	50
May	209	148
June	316	242
July	464	370
August	542	458
September	661	586
October	693	698
November	784	835
December	924	935
January	1,000	
February	1,159	
March	1,244	
April	1,271	
May	1,271	
June	1,271	

QUALITY

	Quantity	Base Number	Contract	AT	Region	England
% of FP17s for the same patient ID Re-attending within 3 months - Children	40	735	5.4%	12.0%	11.9%	12.4%
% of FP17s for the same patient ID Re-attending within 3 months - Adults	0	0	N/A	15.6%	16.5%	16.6%
% of FP17s for the same patient ID Re-attending between 3 & 9 months - Children	526	735	71.6%	57.2%	60.2%	57.5%
% of FP17s for the same patient ID Re-attending between 3 & 9 months - Adults	0	0	N/A	48.8%	52.0%	50.4%
% of FP17s for Band 1 Urgent Courses	22	713	3.1%	9.6%	9.5%	9.1%
% of FP17s Relating to Free Repair or Replacements	1	713	0.1%	0.8%	0.7%	0.8%
% of FP17s Relating to Continuations	0	713	0.0%	0.9%	1.2%	1.3%
% of Patients satisfied with the dentistry they have received	0	0	N/A	93.5%	92.9%	92.7%
% of Patients satisfied with the time they had to wait for an appointment	0	0	N/A	90.4%	88.8%	88.8%

* This is based on patients treated on this contract for their most recent course of treatment. Figures in italics indicate the base number of FP17s or Patient Questionnaire responses are less than 100. N/A is shown where the base number of responses is less than 10 during the period. % is calculated as Quantity/Base number*100

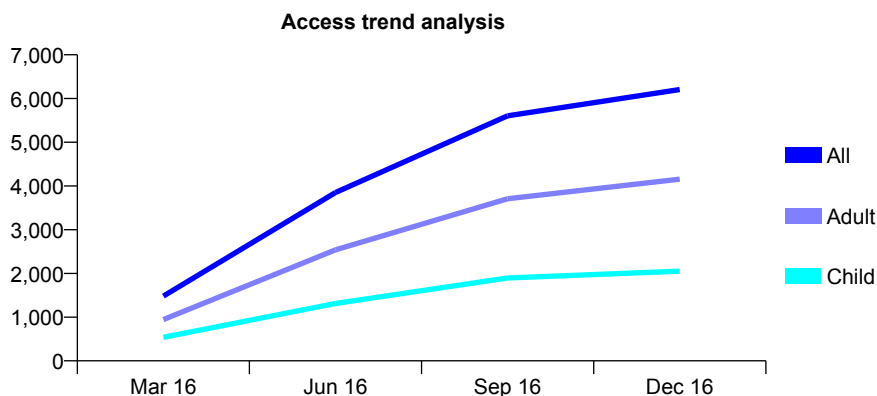
Q69 - Vital Signs At a Glance Contract Report for 111945/0001 - December 2016

Name or company name	Gloucester House Dental Practice
Contract type name	GDS Contract
Purpose of contract	General
Contract start date	01/02/2016
Contract end date	

16/17 Contracted general activity (UDA)	19,387
Carry forward general activity (UDA)	0
16/17 Contracted orthodontic activity (UOA)	0
Carry forward orthodontic activity (UOA)	0
Baseline contract value	£560,610.23

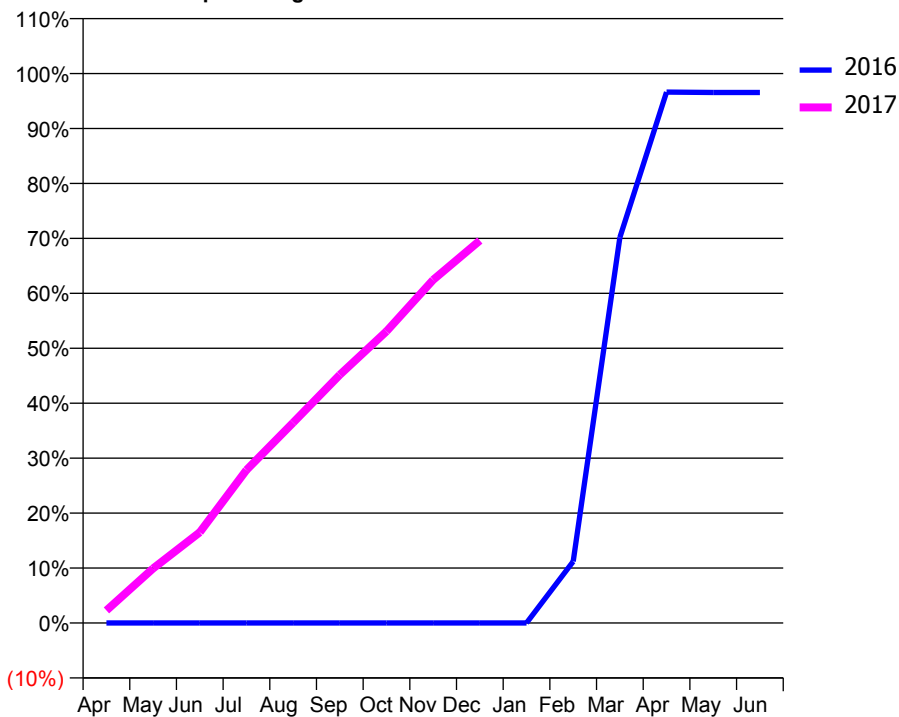
ACCESS*

Patients seen in 24 months	Total	Change since previous quarter
Quarter ending December 2015	0	
Quarter ending March 2016	1,481	
Quarter ending June 2016	3,851	↑
Quarter ending September 2016	5,604	↑
Quarter ending December 2016	6,206	↑
Variance since December 2015	N/A	



ACTIVITY

Cumulative percentage of contracted UDA delivered 2016 & 2017



Month	Adjusted Scheduled Activity (UDA)	
	2016	2017
April	0	445
May	0	1,926
June	0	3,203
July	0	5,397
August	0	7,067
September	0	8,757
October	0	10,292
November	0	12,108
December	0	13,496
January	0	
February	293	
March	1,837	
April	2,529	
May	2,528	
June	2,528	

QUALITY

	Quantity	Base Number	Contract	AT	Region	England
% of FP17s for the same patient ID Re-attending within 3 months - Children	190	2,804	6.8%	12.0%	11.9%	12.4%
% of FP17s for the same patient ID Re-attending within 3 months - Adults	747	5,873	12.7%	15.6%	16.5%	16.6%
% of FP17s for the same patient ID Re-attending between 3 & 9 months - Children	827	2,804	29.5%	57.2%	60.2%	57.5%
% of FP17s for the same patient ID Re-attending between 3 & 9 months - Adults	1,628	5,873	27.7%	48.8%	52.0%	50.4%
% of FP17s for Band 1 Urgent Courses	468	8,177	5.7%	9.6%	9.5%	9.1%
% of FP17s Relating to Free Repair or Replacements	78	8,177	1.0%	0.8%	0.7%	0.8%
% of FP17s Relating to Continuations	38	8,177	0.5%	0.9%	1.2%	1.3%
% of Patients satisfied with the dentistry they have received	0	0	N/A	93.5%	92.9%	92.7%
% of Patients satisfied with the time they had to wait for an appointment	0	0	N/A	90.4%	88.8%	88.8%

* This is based on patients treated on this contract for their most recent course of treatment. Figures in italics indicate the base number of FP17s or Patient Questionnaire responses are less than 100. N/A is shown where the base number of responses is less than 10 during the period. % is calculated as Quantity/Base number*100

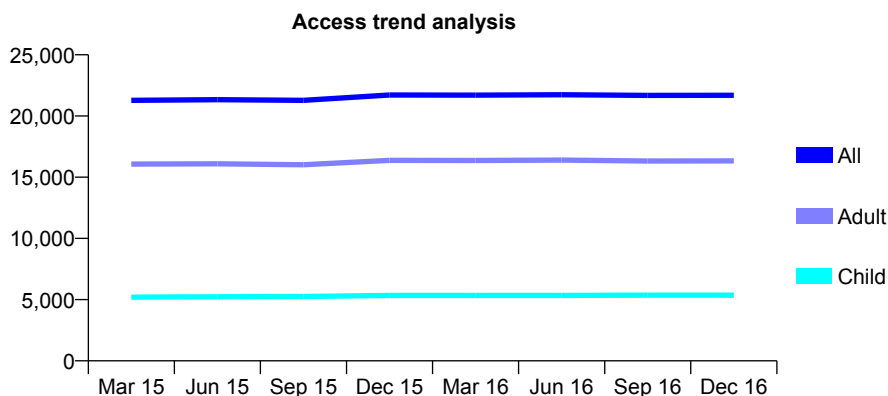
Q69 - Vital Signs At a Glance Contract Report for 111988/0001 - December 2016

Name or company name	OXFORD DENTAL CARE LTD
Contract type name	GDS Contract
Purpose of contract	General
Contract start date	01/04/2009
Contract end date	

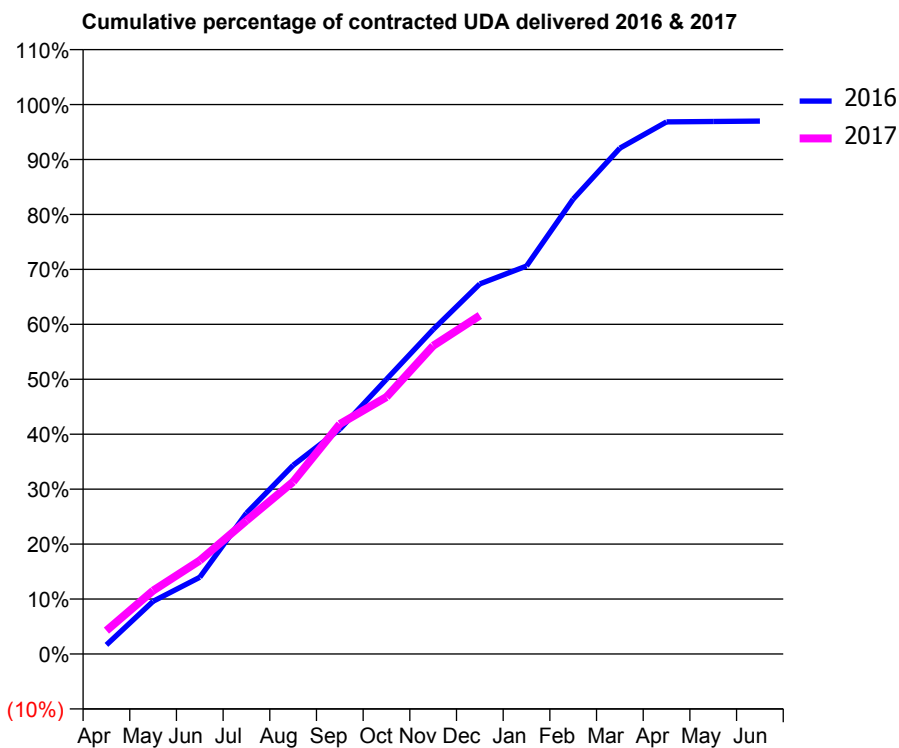
16/17 Contracted general activity (UDA)	56,758
Carry forward general activity (UDA)	0
16/17 Contracted orthodontic activity (UOA)	0
Carry forward orthodontic activity (UOA)	0
Baseline contract value	£1,446,545.09

ACCESS*

Patients seen in 24 months	Total	Change since previous quarter
Quarter ending December 2015	21,719	
Quarter ending March 2016	21,704	→
Quarter ending June 2016	21,742	→
Quarter ending September 2016	21,683	→
Quarter ending December 2016	21,697	→
Variance since December 2015	(0.1%)	→



ACTIVITY



Month	Adjusted Scheduled Activity (UDA)	
	2016	2017
April	964	2,418
May	5,574	6,543
June	8,119	9,659
July	14,899	13,786
August	19,951	17,786
September	23,765	23,752
October	29,051	26,551
November	34,302	31,841
December	39,125	34,967
January	41,017	
February	48,095	
March	53,477	
April	56,249	
May	56,301	
June	56,340	

QUALITY

	Quantity	Base Number	Contract	AT	Region	England
% of FP17s for the same patient ID Re-attending within 3 months - Children	541	5,530	9.8%	12.0%	11.9%	12.4%
% of FP17s for the same patient ID Re-attending within 3 months - Adults	2,970	15,371	19.3%	15.6%	16.5%	16.6%
% of FP17s for the same patient ID Re-attending between 3 & 9 months - Children	2,899	5,530	52.4%	57.2%	60.2%	57.5%
% of FP17s for the same patient ID Re-attending between 3 & 9 months - Adults	7,118	15,371	46.3%	48.8%	52.0%	50.4%
% of FP17s for Band 1 Urgent Courses	2,295	18,238	12.6%	9.6%	9.5%	9.1%
% of FP17s Relating to Free Repair or Replacements	250	18,238	1.4%	0.8%	0.7%	0.8%
% of FP17s Relating to Continuations	160	18,238	0.9%	0.9%	1.2%	1.3%
% of Patients satisfied with the dentistry they have received	13	16	81.3%	93.5%	92.9%	92.7%
% of Patients satisfied with the time they had to wait for an appointment	14	16	87.5%	90.4%	88.8%	88.8%

* This is based on patients treated on this contract for their most recent course of treatment. Figures in italics indicate the base number of FP17s or Patient Questionnaire responses are less than 100. N/A is shown where the base number of responses is less than 10 during the period. % is calculated as Quantity/Base number*100

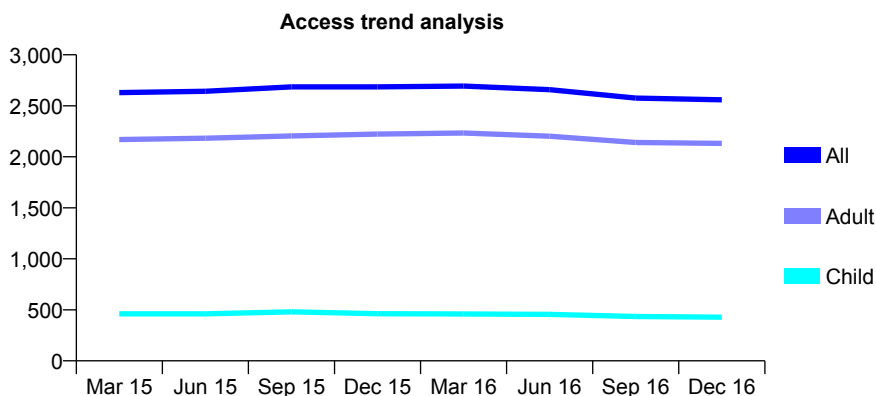
Q69 - Vital Signs At a Glance Contract Report for 113735/0001 - December 2016

Name or company name	E. Leondaki Ltd
Contract type name	GDS Contract
Purpose of contract	General
Contract start date	01/04/2009
Contract end date	

16/17 Contracted general activity (UDA)	8,160
Carry forward general activity (UDA)	-93
16/17 Contracted orthodontic activity (UOA)	0
Carry forward orthodontic activity (UOA)	0
Baseline contract value	£201,547.60

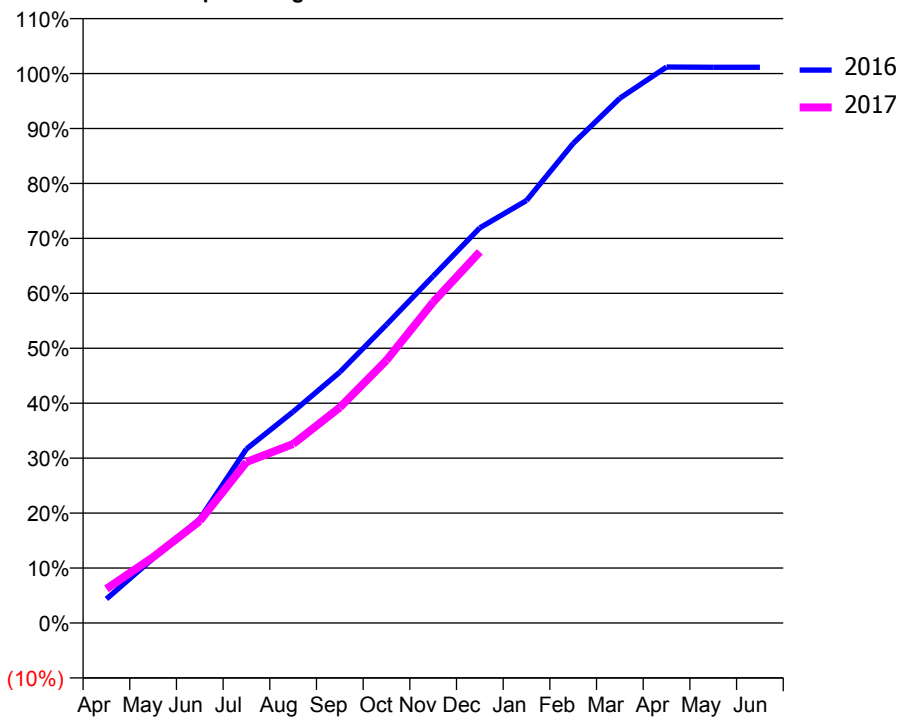
ACCESS*

Patients seen in 24 months	Total	Change since previous quarter
Quarter ending December 2015	2,685	
Quarter ending March 2016	2,693	→
Quarter ending June 2016	2,658	↓
Quarter ending September 2016	2,576	↓
Quarter ending December 2016	2,559	→
Variance since December 2015	(4.7%)	↓



ACTIVITY

Cumulative percentage of contracted UDA delivered 2016 & 2017



Month	Adjusted Scheduled Activity (UDA)	
	2016	2017
April	358	507
May	960	978
June	1,545	1,516
July	2,585	2,390
August	3,138	2,658
September	3,725	3,201
October	4,430	3,902
November	5,151	4,766
December	5,868	5,513
January	6,275	
February	7,122	
March	7,792	
April	8,256	
May	8,253	
June	8,253	

QUALITY

	Quantity	Base Number	Contract	AT	Region	England
% of FP17s for the same patient ID Re-attending within 3 months - Children	32	527	6.1%	12.0%	11.9%	12.4%
% of FP17s for the same patient ID Re-attending within 3 months - Adults	279	2,503	11.1%	15.6%	16.5%	16.6%
% of FP17s for the same patient ID Re-attending between 3 & 9 months - Children	337	527	63.9%	57.2%	60.2%	57.5%
% of FP17s for the same patient ID Re-attending between 3 & 9 months - Adults	1,679	2,503	67.1%	48.8%	52.0%	50.4%
% of FP17s for Band 1 Urgent Courses	128	2,861	4.5%	9.6%	9.5%	9.1%
% of FP17s Relating to Free Repair or Replacements	16	2,861	0.6%	0.8%	0.7%	0.8%
% of FP17s Relating to Continuations	25	2,861	0.9%	0.9%	1.2%	1.3%
% of Patients satisfied with the dentistry they have received	11	11	100.0%	93.5%	92.9%	92.7%
% of Patients satisfied with the time they had to wait for an appointment	11	11	100.0%	90.4%	88.8%	88.8%

* This is based on patients treated on this contract for their most recent course of treatment. Figures in italics indicate the base number of FP17s or Patient Questionnaire responses are less than 100. N/A is shown where the base number of responses is less than 10 during the period. % is calculated as Quantity/Base number*100

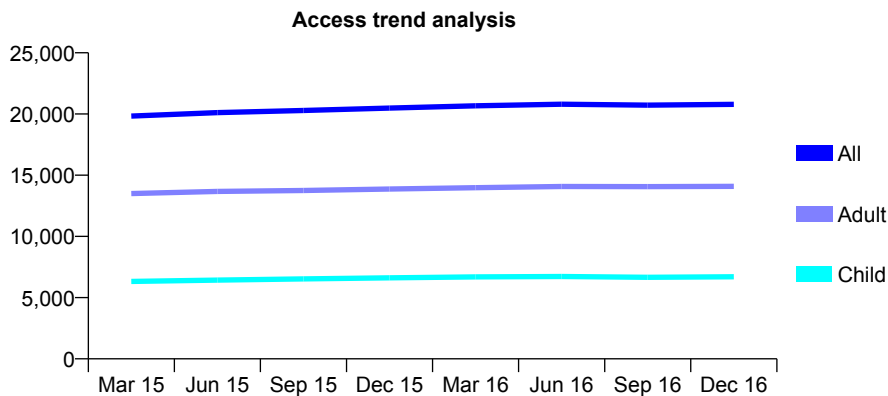
Q69 - Vital Signs At a Glance Contract Report for 113913/0001 - December 2016

Name or company name	Eastgate Dental Centre LTD
Contract type name	GDS Contract
Purpose of contract	General
Contract start date	01/11/2012
Contract end date	

16/17 Contracted general activity (UDA)	41,155
Carry forward general activity (UDA)	-85
16/17 Contracted orthodontic activity (UOA)	0
Carry forward orthodontic activity (UOA)	0
Baseline contract value	£1,039,983.97

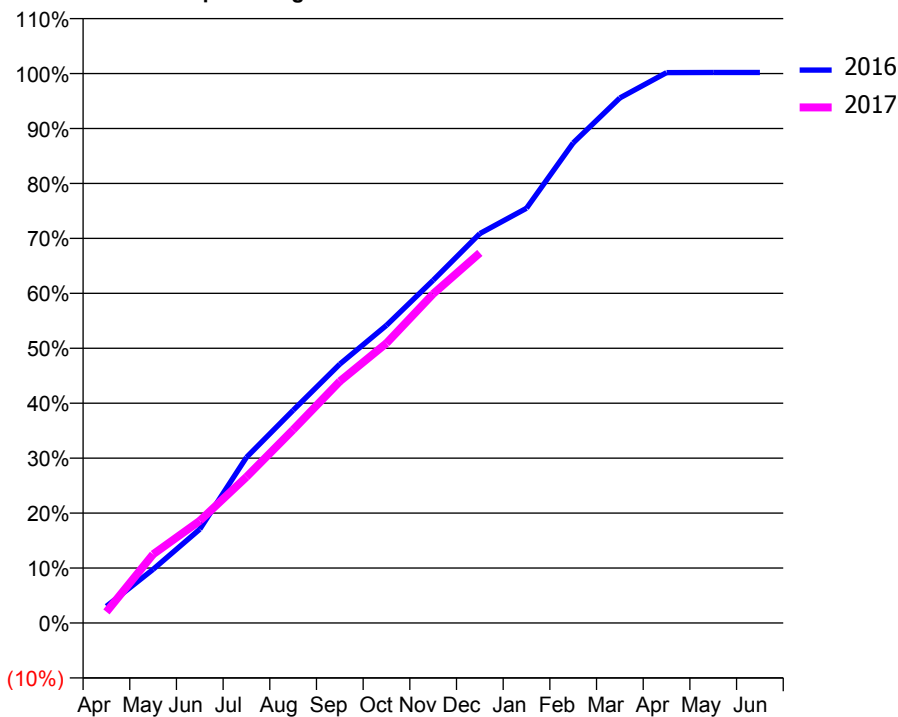
ACCESS*

Patients seen in 24 months	Total	Change since previous quarter
Quarter ending December 2015	20,488	
Quarter ending March 2016	20,673	→
Quarter ending June 2016	20,806	→
Quarter ending September 2016	20,729	→
Quarter ending December 2016	20,795	→
Variance since December 2015	1.5%	→



ACTIVITY

Cumulative percentage of contracted UDA delivered 2016 & 2017



QUALITY

	Quantity	Base Number	Contract	AT	Region	England
% of FP17s for the same patient ID Re-attending within 3 months - Children	556	7,062	7.9%	12.0%	11.9%	12.4%
% of FP17s for the same patient ID Re-attending within 3 months - Adults	1,784	12,904	13.8%	15.6%	16.5%	16.6%
% of FP17s for the same patient ID Re-attending between 3 & 9 months - Children	4,234	7,062	60.0%	57.2%	60.2%	57.5%
% of FP17s for the same patient ID Re-attending between 3 & 9 months - Adults	6,633	12,904	51.4%	48.8%	52.0%	50.4%
% of FP17s for Band 1 Urgent Courses	2,158	17,169	12.6%	9.6%	9.5%	9.1%
% of FP17s Relating to Free Repair or Replacements	60	17,169	0.3%	0.8%	0.7%	0.8%
% of FP17s Relating to Continuations	5	17,169	0.0%	0.9%	1.2%	1.3%
% of Patients satisfied with the dentistry they have received	24	24	100.0%	93.5%	92.9%	92.7%
% of Patients satisfied with the time they had to wait for an appointment	23	24	95.8%	90.4%	88.8%	88.8%

* This is based on patients treated on this contract for their most recent course of treatment. Figures in italics indicate the base number of FP17s or Patient Questionnaire responses are less than 100. N/A is shown where the base number of responses is less than 10 during the period. % is calculated as Quantity/Base number*100

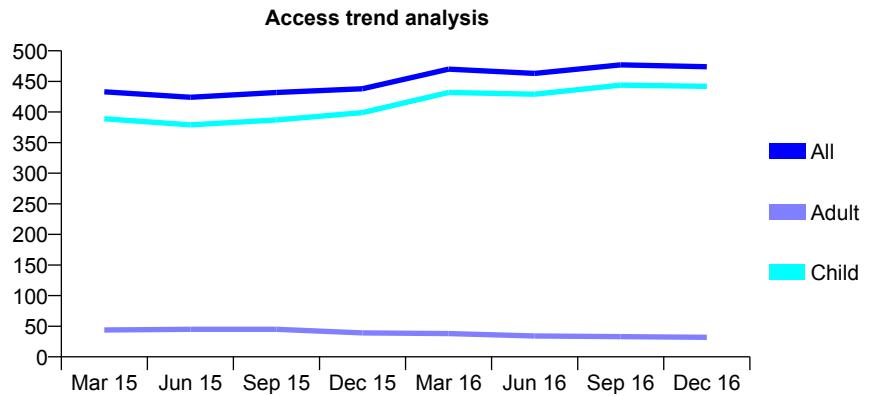
Q69 - Vital Signs At a Glance Contract Report for 114502/0001 - December 2016

Name or company name	Oakthorpe Dental
Contract type name	GDS Contract
Purpose of contract	General
Contract start date	01/04/2012
Contract end date	

16/17 Contracted general activity (UDA)	556
Carry forward general activity (UDA)	0
16/17 Contracted orthodontic activity (UOA)	0
Carry forward orthodontic activity (UOA)	0
Baseline contract value	£15,016.95

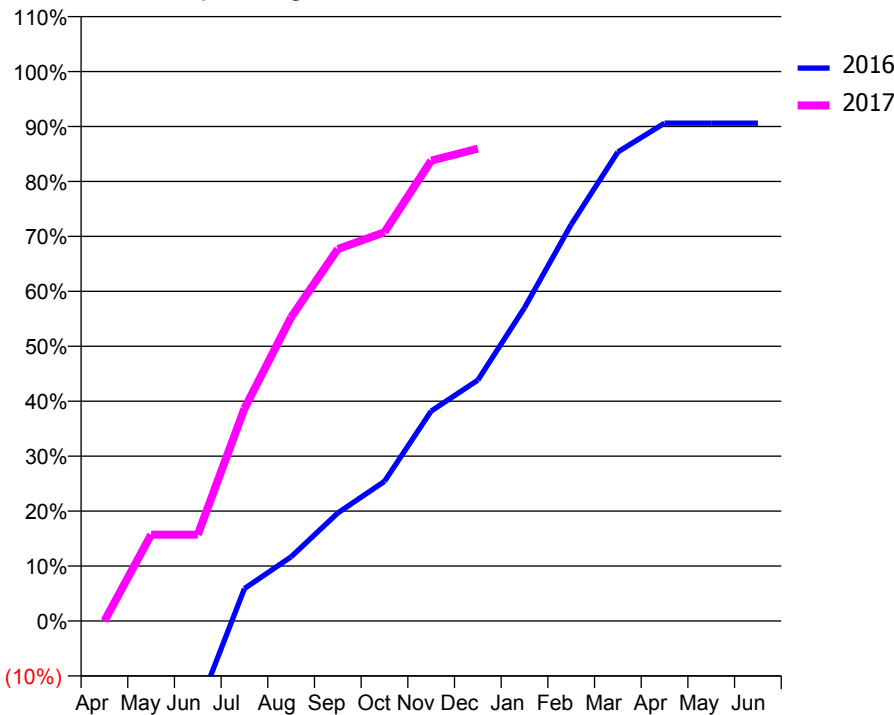
ACCESS*

Patients seen in 24 months	Total	Change since previous quarter
Quarter ending December 2015	438	
Quarter ending March 2016	470	↑
Quarter ending June 2016	463	↓
Quarter ending September 2016	477	↑
Quarter ending December 2016	474	→
Variance since December 2015	8.2%	↑



ACTIVITY

Cumulative percentage of contracted UDA delivered 2016 & 2017



Month	Adjusted Scheduled Activity (UDA)	
	2016	2017
April	-127	0
May	-118	87
June	-89	87
July	33	215
August	65	307
September	109	376
October	141	393
November	212	466
December	244	478
January	317	
February	401	
March	475	
April	504	
May	504	
June	504	

QUALITY

	Quantity	Base Number	Contract	AT	Region	England
% of FP17s for the same patient ID Re-attending within 3 months - Children	36	399	9.0%	12.0%	11.9%	12.4%
% of FP17s for the same patient ID Re-attending within 3 months - Adults	0	2	0.0%	15.6%	16.5%	16.6%
% of FP17s for the same patient ID Re-attending between 3 & 9 months - Children	152	399	38.1%	57.2%	60.2%	57.5%
% of FP17s for the same patient ID Re-attending between 3 & 9 months - Adults	0	2	0.0%	48.8%	52.0%	50.4%
% of FP17s for Band 1 Urgent Courses	15	378	4.0%	9.6%	9.5%	9.1%
% of FP17s Relating to Free Repair or Replacements	0	378	0.0%	0.8%	0.7%	0.8%
% of FP17s Relating to Continuations	8	378	2.1%	0.9%	1.2%	1.3%
% of Patients satisfied with the dentistry they have received	0	0	N/A	93.5%	92.9%	92.7%
% of Patients satisfied with the time they had to wait for an appointment	0	0	N/A	90.4%	88.8%	88.8%

* This is based on patients treated on this contract for their most recent course of treatment. Figures in italics indicate the base number of FP17s or Patient Questionnaire responses are less than 100. N/A is shown where the base number of responses is less than 10 during the period. % is calculated as Quantity/Base number*100

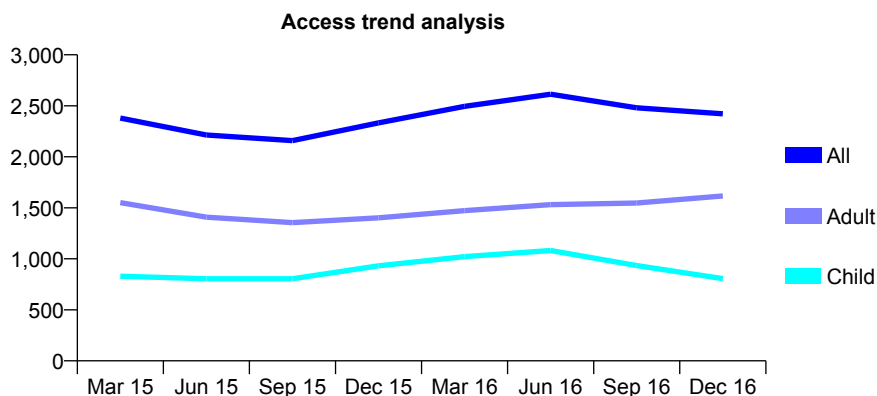
Q69 - Vital Signs At a Glance Contract Report for 114790/0001 - December 2016

Name or company name	GENTLE DENTAL CARE 4U LTD
Contract type name	GDS Contract
Purpose of contract	General
Contract start date	01/12/2012
Contract end date	

16/17 Contracted general activity (UDA)	4,899
Carry forward general activity (UDA)	-43
16/17 Contracted orthodontic activity (UOA)	0
Carry forward orthodontic activity (UOA)	0
Baseline contract value	£129,844.47

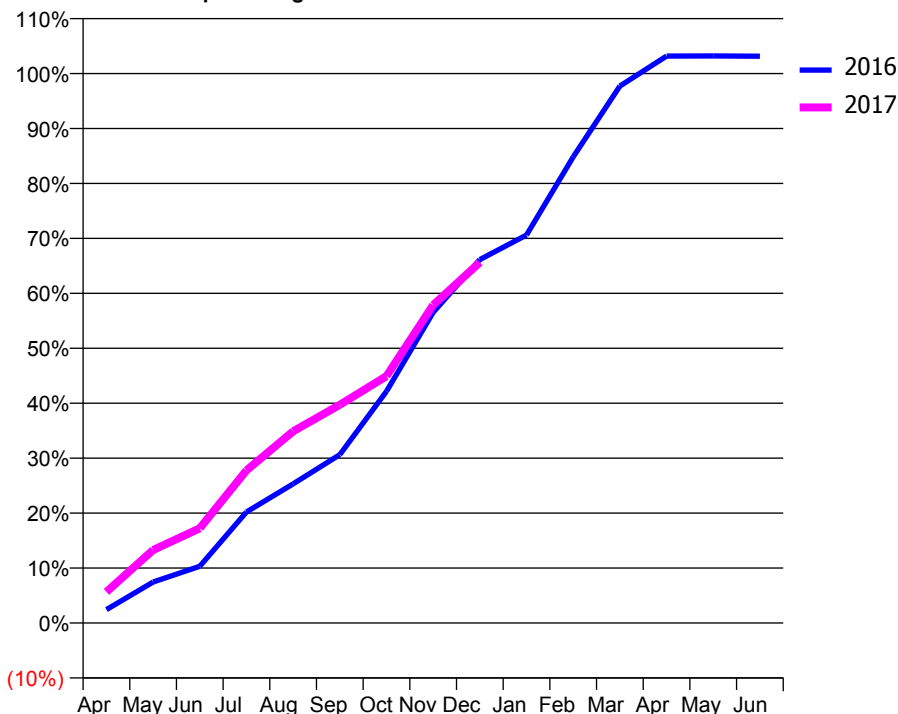
ACCESS*

Patients seen in 24 months	Total	Change since previous quarter
Quarter ending December 2015	2,333	
Quarter ending March 2016	2,495	↑
Quarter ending June 2016	2,614	↑
Quarter ending September 2016	2,481	↓
Quarter ending December 2016	2,422	↓
Variance since December 2015	3.8%	↑



ACTIVITY

Cumulative percentage of contracted UDA delivered 2016 & 2017



Month	Adjusted Scheduled Activity (UDA)	
	2016	2017
April	122	278
May	374	650
June	517	845
July	1,013	1,361
August	1,270	1,709
September	1,536	1,946
October	2,114	2,201
November	2,834	2,835
December	3,317	3,215
January	3,540	
February	4,253	
March	4,899	
April	5,173	
May	5,175	
June	5,172	

QUALITY

	Quantity	Base Number	Contract	AT	Region	England
% of FP17s for the same patient ID Re-attending within 3 months - Children	89	1,086	8.2%	12.0%	11.9%	12.4%
% of FP17s for the same patient ID Re-attending within 3 months - Adults	261	1,742	15.0%	15.6%	16.5%	16.6%
% of FP17s for the same patient ID Re-attending between 3 & 9 months - Children	626	1,086	57.6%	57.2%	60.2%	57.5%
% of FP17s for the same patient ID Re-attending between 3 & 9 months - Adults	833	1,742	47.8%	48.8%	52.0%	50.4%
% of FP17s for Band 1 Urgent Courses	146	1,764	8.3%	9.6%	9.5%	9.1%
% of FP17s Relating to Free Repair or Replacements	4	1,764	0.2%	0.8%	0.7%	0.8%
% of FP17s Relating to Continuations	12	1,764	0.7%	0.9%	1.2%	1.3%
% of Patients satisfied with the dentistry they have received	1	1	N/A	93.5%	92.9%	92.7%
% of Patients satisfied with the time they had to wait for an appointment	0	1	N/A	90.4%	88.8%	88.8%

* This is based on patients treated on this contract for their most recent course of treatment. Figures in italics indicate the base number of FP17s or Patient Questionnaire responses are less than 100. N/A is shown where the base number of responses is less than 10 during the period. % is calculated as Quantity/Base number*100

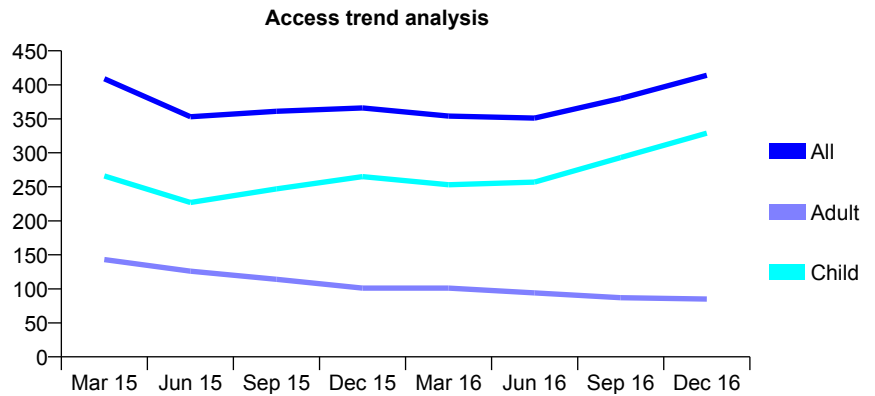
Q69 - Vital Signs At a Glance Contract Report for 115452/0001 - December 2016

Name or company name	Eynsham Dental Care
Contract type name	GDS Contract
Purpose of contract	General
Contract start date	01/09/2012
Contract end date	

16/17 Contracted general activity (UDA)	870
Carry forward general activity (UDA)	0
16/17 Contracted orthodontic activity (UOA)	0
Carry forward orthodontic activity (UOA)	0
Baseline contract value	£20,482.36

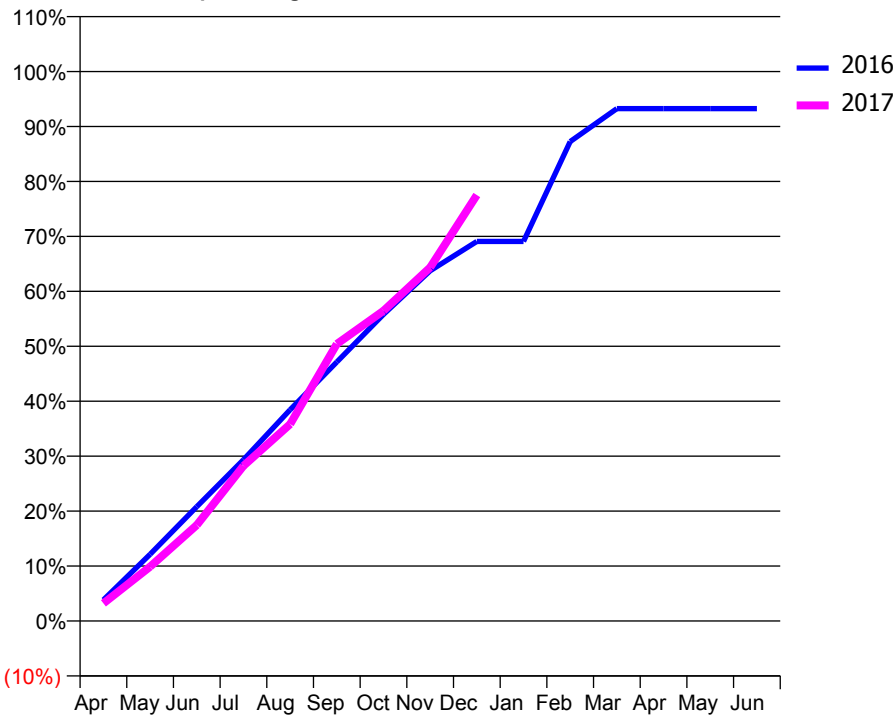
ACCESS*

Patients seen in 24 months	Total	Change since previous quarter
Quarter ending December 2015	366	
Quarter ending March 2016	354	↓
Quarter ending June 2016	351	→
Quarter ending September 2016	380	↑
Quarter ending December 2016	414	↑
Variance since December 2015	13.1%	↑



ACTIVITY

Cumulative percentage of contracted UDA delivered 2016 & 2017



Month	Adjusted Scheduled Activity (UDA)	
	2016	2017
April	33	28
May	106	86
June	181	152
July	255	246
August	335	312
September	410	439
October	485	491
November	555	560
December	601	674
January	601	
February	759	
March	811	
April	811	
May	811	
June	811	

QUALITY

	Quantity	Base Number	Contract	AT	Region	England
% of FP17s for the same patient ID Re-attending within 3 months - Children	35	414	8.5%	12.0%	11.9%	12.4%
% of FP17s for the same patient ID Re-attending within 3 months - Adults	6	64	9.4%	15.6%	16.5%	16.6%
% of FP17s for the same patient ID Re-attending between 3 & 9 months - Children	194	414	46.9%	57.2%	60.2%	57.5%
% of FP17s for the same patient ID Re-attending between 3 & 9 months - Adults	28	64	43.8%	48.8%	52.0%	50.4%
% of FP17s for Band 1 Urgent Courses	17	477	3.6%	9.6%	9.5%	9.1%
% of FP17s Relating to Free Repair or Replacements	0	477	0.0%	0.8%	0.7%	0.8%
% of FP17s Relating to Continuations	0	477	0.0%	0.9%	1.2%	1.3%
% of Patients satisfied with the dentistry they have received	0	0	N/A	93.5%	92.9%	92.7%
% of Patients satisfied with the time they had to wait for an appointment	0	0	N/A	90.4%	88.8%	88.8%

* This is based on patients treated on this contract for their most recent course of treatment. Figures in italics indicate the base number of FP17s or Patient Questionnaire responses are less than 100. N/A is shown where the base number of responses is less than 10 during the period. % is calculated as Quantity/Base number*100

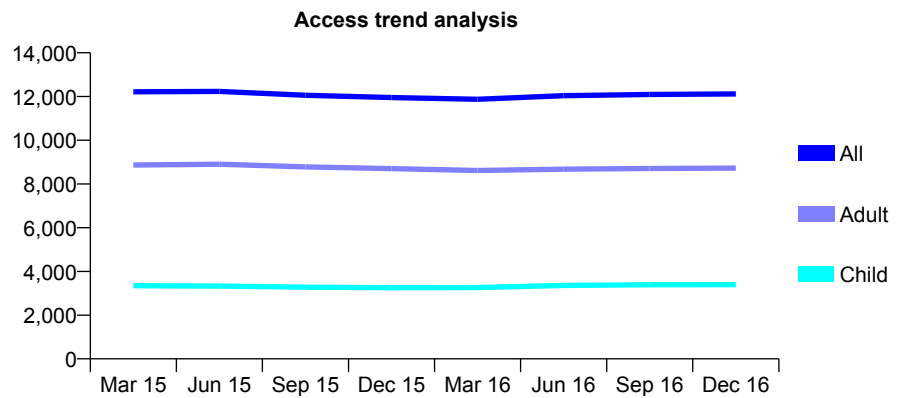
Q69 - Vital Signs At a Glance Contract Report for 115622/0001 - December 2016

Name or company name	Greytown Dental Practice
Contract type name	GDS Contract
Purpose of contract	General
Contract start date	01/04/2006
Contract end date	

16/17 Contracted general activity (UDA)	35,605
Carry forward general activity (UDA)	0
16/17 Contracted orthodontic activity (UOA)	0
Carry forward orthodontic activity (UOA)	0
Baseline contract value	£856,484.21

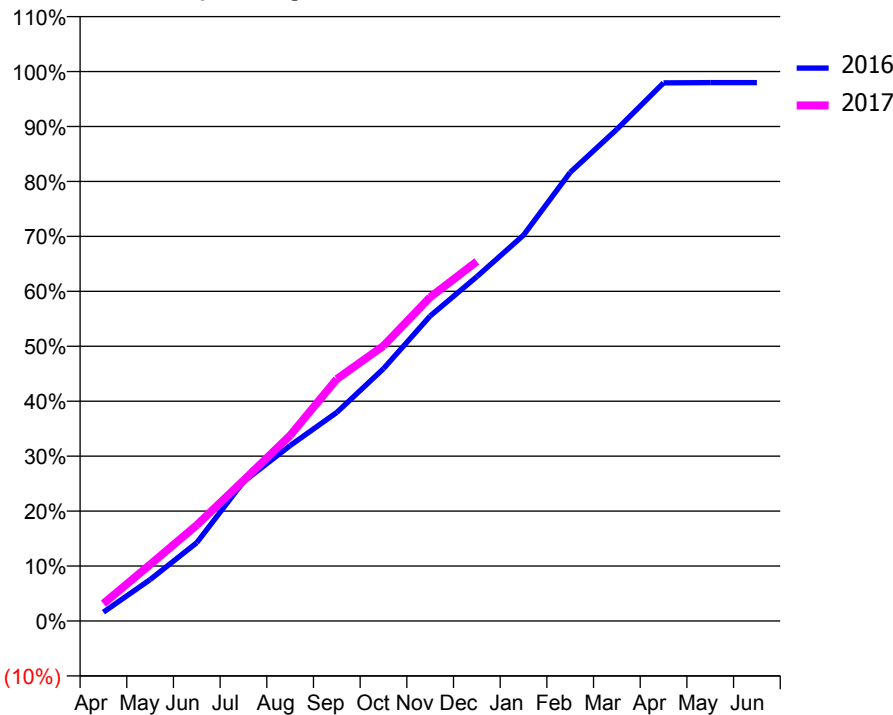
ACCESS*

Patients seen in 24 months	Total	Change since previous quarter
Quarter ending December 2015	11,954	
Quarter ending March 2016	11,874	→
Quarter ending June 2016	12,036	→
Quarter ending September 2016	12,095	→
Quarter ending December 2016	12,120	→
Variance since December 2015	1.4%	→



ACTIVITY

Cumulative percentage of contracted UDA delivered 2016 & 2017



Month	Adjusted Scheduled Activity (UDA)	
	2016	2017
April	572	1,130
May	2,685	3,659
June	5,076	6,216
July	9,023	9,106
August	11,368	12,022
September	13,515	15,675
October	16,351	17,826
November	19,762	20,986
December	22,316	23,299
January	24,999	
February	29,073	
March	31,860	
April	34,869	
May	34,882	
June	34,889	

QUALITY

	Quantity	Base Number	Contract	AT	Region	England
% of FP17s for the same patient ID Re-attending within 3 months - Children	315	4,554	6.9%	12.0%	11.9%	12.4%
% of FP17s for the same patient ID Re-attending within 3 months - Adults	1,296	10,422	12.4%	15.6%	16.5%	16.6%
% of FP17s for the same patient ID Re-attending between 3 & 9 months - Children	3,010	4,554	66.1%	57.2%	60.2%	57.5%
% of FP17s for the same patient ID Re-attending between 3 & 9 months - Adults	6,505	10,422	62.4%	48.8%	52.0%	50.4%
% of FP17s for Band 1 Urgent Courses	906	12,635	7.2%	9.6%	9.5%	9.1%
% of FP17s Relating to Free Repair or Replacements	115	12,635	0.9%	0.8%	0.7%	0.8%
% of FP17s Relating to Continuations	18	12,635	0.1%	0.9%	1.2%	1.3%
% of Patients satisfied with the dentistry they have received	31	32	96.9%	93.5%	92.9%	92.7%
% of Patients satisfied with the time they had to wait for an appointment	30	32	93.8%	90.4%	88.8%	88.8%

* This is based on patients treated on this contract for their most recent course of treatment. Figures in italics indicate the base number of FP17s or Patient Questionnaire responses are less than 100. N/A is shown where the base number of responses is less than 10 during the period. % is calculated as Quantity/Base number*100

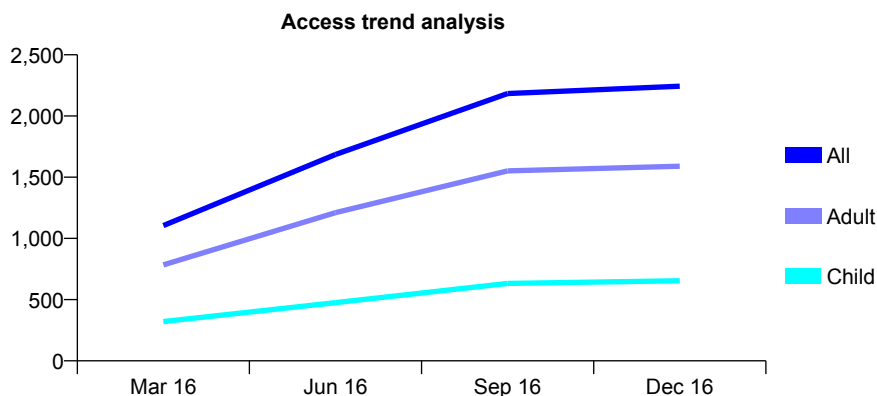
Q69 - Vital Signs At a Glance Contract Report for 116157/0001 - December 2016

Name or company name	Dental Surgery
Contract type name	GDS Contract
Purpose of contract	General
Contract start date	01/12/2015
Contract end date	

16/17 Contracted general activity (UDA)	4,879
Carry forward general activity (UDA)	-97
16/17 Contracted orthodontic activity (UOA)	0
Carry forward orthodontic activity (UOA)	0
Baseline contract value	£124,779.27

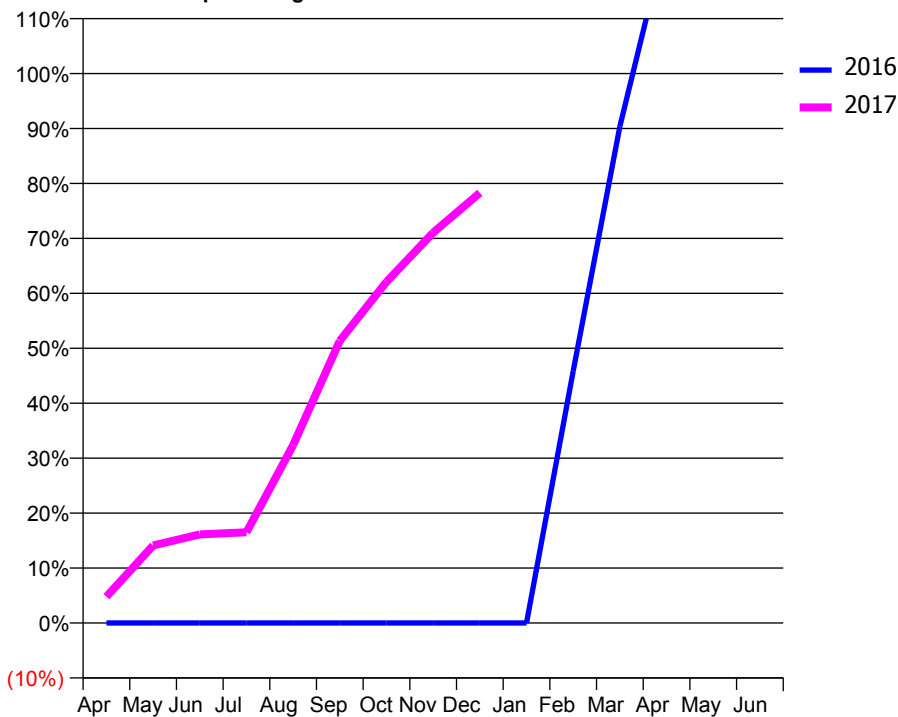
ACCESS*

Patients seen in 24 months	Total	Change since previous quarter
Quarter ending December 2015	0	
Quarter ending March 2016	1,105	
Quarter ending June 2016	1,686	↑
Quarter ending September 2016	2,184	↑
Quarter ending December 2016	2,244	↑
Variance since December 2015	N/A	



ACTIVITY

Cumulative percentage of contracted UDA delivered 2016 & 2017



Month	Adjusted Scheduled Activity (UDA)	
	2016	2017
April	0	234
May	0	689
June	0	786
July	0	805
August	0	1,580
September	0	2,506
October	0	3,030
November	0	3,466
December	0	3,819
January	0	
February	745	
March	1,470	
April	2,031	
May	2,138	
June	2,151	

QUALITY

	Quantity	Base Number	Contract	AT	Region	England
% of FP17s for the same patient ID Re-attending within 3 months - Children	40	756	5.3%	12.0%	11.9%	12.4%
% of FP17s for the same patient ID Re-attending within 3 months - Adults	237	1,962	12.1%	15.6%	16.5%	16.6%
% of FP17s for the same patient ID Re-attending between 3 & 9 months - Children	228	756	30.2%	57.2%	60.2%	57.5%
% of FP17s for the same patient ID Re-attending between 3 & 9 months - Adults	729	1,962	37.2%	48.8%	52.0%	50.4%
% of FP17s for Band 1 Urgent Courses	132	2,301	5.7%	9.6%	9.5%	9.1%
% of FP17s Relating to Free Repair or Replacements	16	2,301	0.7%	0.8%	0.7%	0.8%
% of FP17s Relating to Continuations	14	2,301	0.6%	0.9%	1.2%	1.3%
% of Patients satisfied with the dentistry they have received	4	5	N/A	93.5%	92.9%	92.7%
% of Patients satisfied with the time they had to wait for an appointment	4	5	N/A	90.4%	88.8%	88.8%

* This is based on patients treated on this contract for their most recent course of treatment. Figures in italics indicate the base number of FP17s or Patient Questionnaire responses are less than 100. N/A is shown where the base number of responses is less than 10 during the period. % is calculated as Quantity/Base number*100

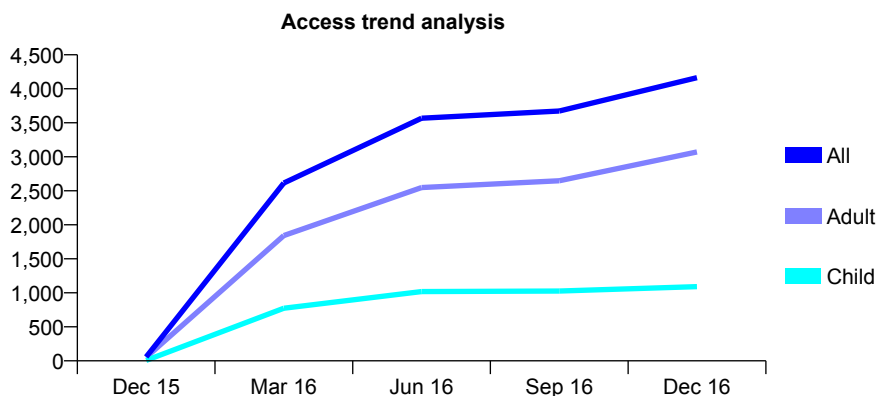
Q69 - Vital Signs At a Glance Contract Report for 116955/0001 - December 2016

Name or company name	The Morgan Clinic - Henley
Contract type name	GDS Contract
Purpose of contract	General
Contract start date	01/11/2015
Contract end date	

16/17 Contracted general activity (UDA)	21,364
Carry forward general activity (UDA)	0
16/17 Contracted orthodontic activity (UOA)	0
Carry forward orthodontic activity (UOA)	0
Baseline contract value	£590,315.86

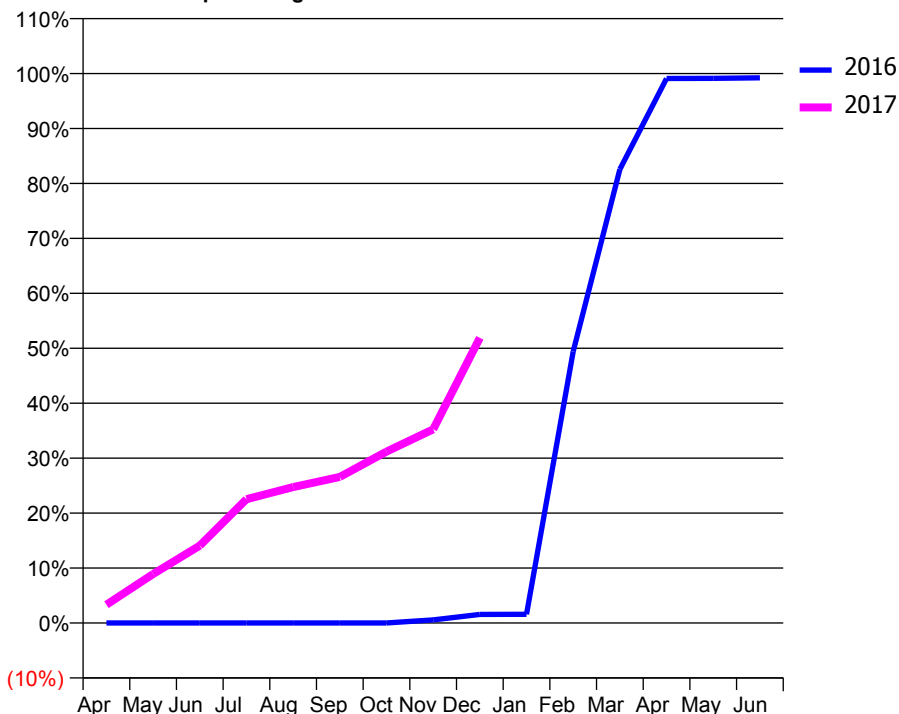
ACCESS*

Patients seen in 24 months	Total	Change since previous quarter
Quarter ending December 2015	58	
Quarter ending March 2016	2,615	↑
Quarter ending June 2016	3,568	↑
Quarter ending September 2016	3,674	↑
Quarter ending December 2016	4,163	↑
Variance since December 2015	7077.6%	↑



ACTIVITY

Cumulative percentage of contracted UDA delivered 2016 & 2017



Month	Adjusted Scheduled Activity (UDA)	
	2016	2017
April	0	713
May	0	1,907
June	0	3,008
July	0	4,811
August	0	5,284
September	0	5,679
October	0	6,664
November	51	7,528
December	138	11,089
January	141	
February	4,399	
March	7,349	
April	8,822	
May	8,824	
June	8,832	

QUALITY

	Quantity	Base Number	Contract	AT	Region	England
% of FP17s for the same patient ID Re-attending within 3 months - Children	91	1,195	7.6%	12.0%	11.9%	12.4%
% of FP17s for the same patient ID Re-attending within 3 months - Adults	682	3,519	19.4%	15.6%	16.5%	16.6%
% of FP17s for the same patient ID Re-attending between 3 & 9 months - Children	510	1,195	42.7%	57.2%	60.2%	57.5%
% of FP17s for the same patient ID Re-attending between 3 & 9 months - Adults	1,198	3,519	34.0%	48.8%	52.0%	50.4%
% of FP17s for Band 1 Urgent Courses	509	4,253	12.0%	9.6%	9.5%	9.1%
% of FP17s Relating to Free Repair or Replacements	36	4,253	0.8%	0.8%	0.7%	0.8%
% of FP17s Relating to Continuations	28	4,253	0.7%	0.9%	1.2%	1.3%
% of Patients satisfied with the dentistry they have received	7	7	N/A	93.5%	92.9%	92.7%
% of Patients satisfied with the time they had to wait for an appointment	6	7	N/A	90.4%	88.8%	88.8%

* This is based on patients treated on this contract for their most recent course of treatment. Figures in italics indicate the base number of FP17s or Patient Questionnaire responses are less than 100. N/A is shown where the base number of responses is less than 10 during the period. % is calculated as Quantity/Base number*100

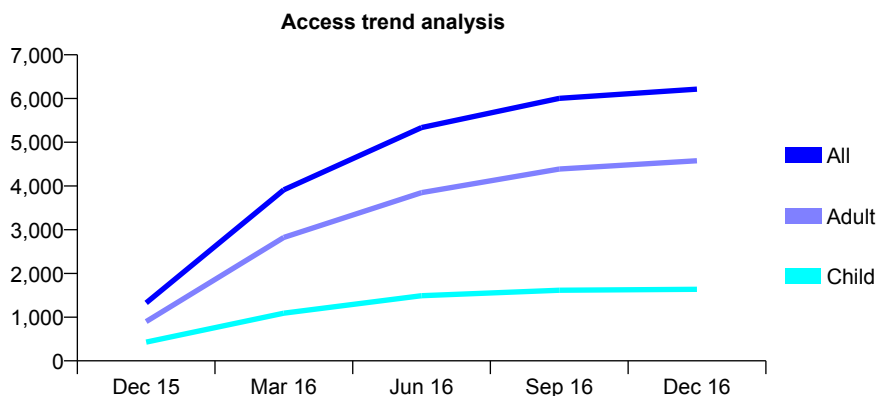
Q69 - Vital Signs At a Glance Contract Report for 117625/0001 - December 2016

Name or company name	The Morgan Clinic - Maidenhead
Contract type name	GDS Contract
Purpose of contract	General
Contract start date	01/11/2015
Contract end date	

16/17 Contracted general activity (UDA)	24,408
Carry forward general activity (UDA)	954
16/17 Contracted orthodontic activity (UOA)	0
Carry forward orthodontic activity (UOA)	0
Baseline contract value	£672,994.39

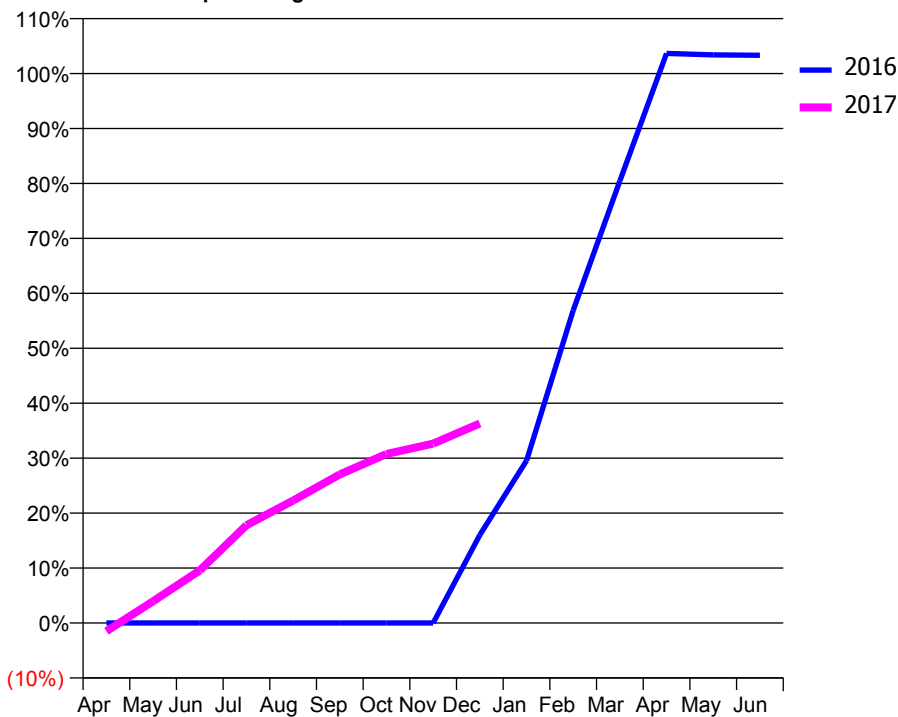
ACCESS*

Patients seen in 24 months	Total	Change since previous quarter
Quarter ending December 2015	1,326	
Quarter ending March 2016	3,912	↑
Quarter ending June 2016	5,337	↑
Quarter ending September 2016	6,004	↑
Quarter ending December 2016	6,214	↑
Variance since December 2015	368.6%	↑



ACTIVITY

Cumulative percentage of contracted UDA delivered 2016 & 2017



Month	Adjusted Scheduled Activity (UDA)	
	2016	2017
April	0	-371
May	0	969
June	0	2,336
July	0	4,346
August	0	5,440
September	0	6,603
October	0	7,509
November	0	7,968
December	1,631	8,867
January	3,005	
February	5,786	
March	8,183	
April	10,541	
May	10,516	
June	10,507	

QUALITY

	Quantity	Base Number	Contract	AT	Region	England
% of FP17s for the same patient ID Re-attending within 3 months - Children	97	1,352	7.2%	12.0%	11.9%	12.4%
% of FP17s for the same patient ID Re-attending within 3 months - Adults	414	3,759	11.0%	15.6%	16.5%	16.6%
% of FP17s for the same patient ID Re-attending between 3 & 9 months - Children	437	1,352	32.3%	57.2%	60.2%	57.5%
% of FP17s for the same patient ID Re-attending between 3 & 9 months - Adults	1,037	3,759	27.6%	48.8%	52.0%	50.4%
% of FP17s for Band 1 Urgent Courses	393	4,497	8.7%	9.6%	9.5%	9.1%
% of FP17s Relating to Free Repair or Replacements	35	4,497	0.8%	0.8%	0.7%	0.8%
% of FP17s Relating to Continuations	31	4,497	0.7%	0.9%	1.2%	1.3%
% of Patients satisfied with the dentistry they have received	8	8	N/A	93.5%	92.9%	92.7%
% of Patients satisfied with the time they had to wait for an appointment	8	8	N/A	90.4%	88.8%	88.8%

* This is based on patients treated on this contract for their most recent course of treatment. Figures in italics indicate the base number of FP17s or Patient Questionnaire responses are less than 100. N/A is shown where the base number of responses is less than 10 during the period. % is calculated as Quantity/Base number*100

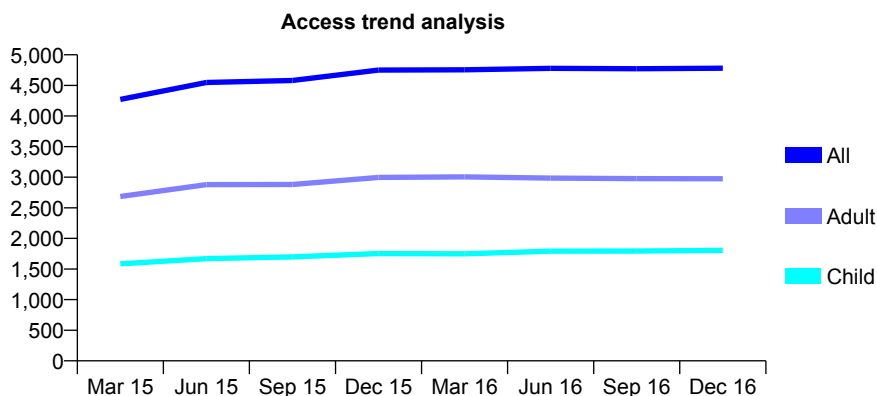
Q69 - Vital Signs At a Glance Contract Report for 118710/0001 - December 2016

Name or company name	Smile Care Cippenham Ltd
Contract type name	GDS Contract
Purpose of contract	General
Contract start date	01/07/2013
Contract end date	

16/17 Contracted general activity (UDA)	9,893
Carry forward general activity (UDA)	120
16/17 Contracted orthodontic activity (UOA)	0
Carry forward orthodontic activity (UOA)	0
Baseline contract value	£237,766.18

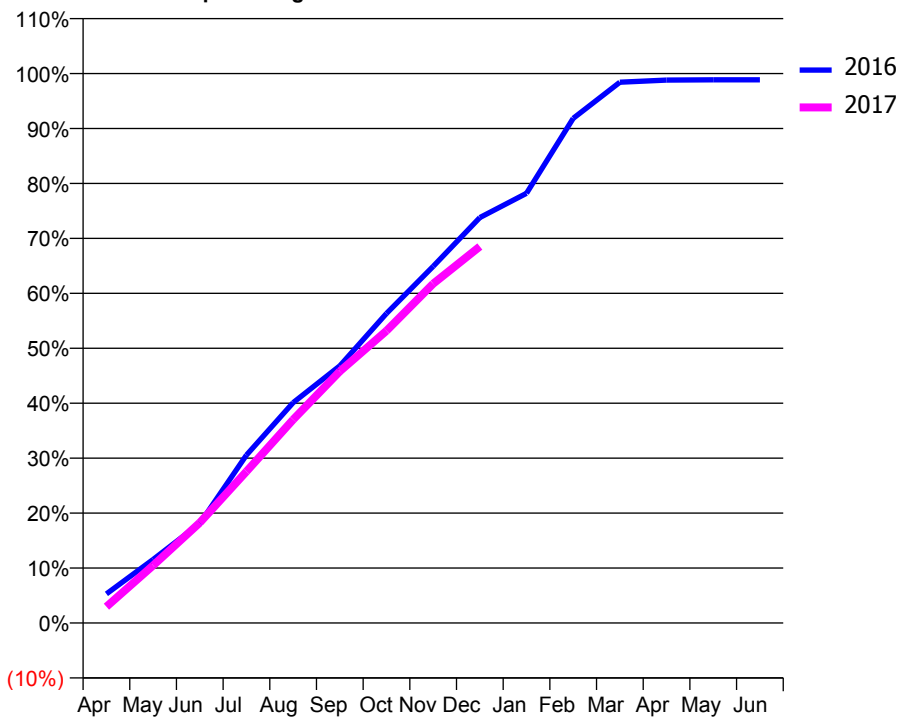
ACCESS*

Patients seen in 24 months	Total	Change since previous quarter
Quarter ending December 2015	4,750	
Quarter ending March 2016	4,755	→
Quarter ending June 2016	4,778	→
Quarter ending September 2016	4,773	→
Quarter ending December 2016	4,781	→
Variance since December 2015	0.7%	→



ACTIVITY

Cumulative percentage of contracted UDA delivered 2016 & 2017



Month	Adjusted Scheduled Activity (UDA)	
	2016	2017
April	549	294
May	1,198	1,037
June	1,875	1,805
July	3,167	2,729
August	4,154	3,661
September	4,846	4,531
October	5,835	5,262
November	6,722	6,108
December	7,641	6,778
January	8,100	
February	9,511	
March	10,194	
April	10,233	
May	10,238	
June	10,238	

QUALITY

	Quantity	Base Number	Contract	AT	Region	England
% of FP17s for the same patient ID Re-attending within 3 months - Children	132	1,572	8.4%	12.0%	11.9%	12.4%
% of FP17s for the same patient ID Re-attending within 3 months - Adults	414	2,421	17.1%	15.6%	16.5%	16.6%
% of FP17s for the same patient ID Re-attending between 3 & 9 months - Children	701	1,572	44.6%	57.2%	60.2%	57.5%
% of FP17s for the same patient ID Re-attending between 3 & 9 months - Adults	975	2,421	40.3%	48.8%	52.0%	50.4%
% of FP17s for Band 1 Urgent Courses	444	3,339	13.3%	9.6%	9.5%	9.1%
% of FP17s Relating to Free Repair or Replacements	31	3,339	0.9%	0.8%	0.7%	0.8%
% of FP17s Relating to Continuations	16	3,339	0.5%	0.9%	1.2%	1.3%
% of Patients satisfied with the dentistry they have received	4	4	N/A	93.5%	92.9%	92.7%
% of Patients satisfied with the time they had to wait for an appointment	3	4	N/A	90.4%	88.8%	88.8%

* This is based on patients treated on this contract for their most recent course of treatment. Figures in italics indicate the base number of FP17s or Patient Questionnaire responses are less than 100. N/A is shown where the base number of responses is less than 10 during the period. % is calculated as Quantity/Base number*100

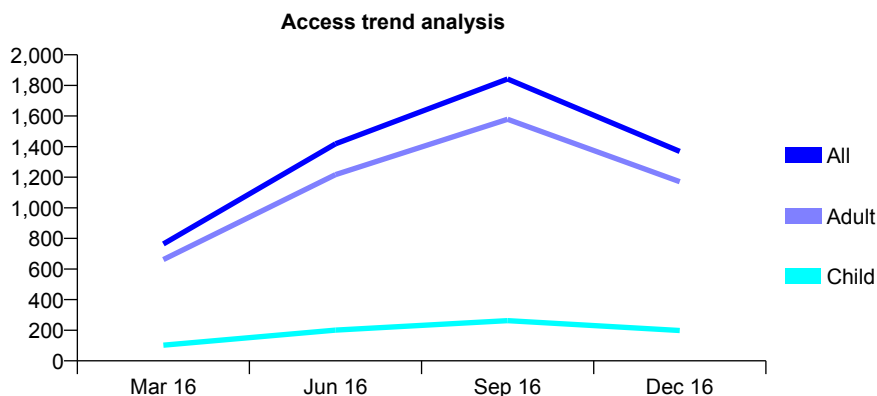
Q69 - Vital Signs At a Glance Contract Report for 121088/0001 - December 2016

Name or company name	Popat and Jones
Contract type name	GDS Contract
Purpose of contract	General
Contract start date	01/01/2016
Contract end date	31/08/2016

16/17 Contracted general activity (UDA)	4,470
Carry forward general activity (UDA)	0
16/17 Contracted orthodontic activity (UOA)	0
Carry forward orthodontic activity (UOA)	0
Baseline contract value	£96,082.00

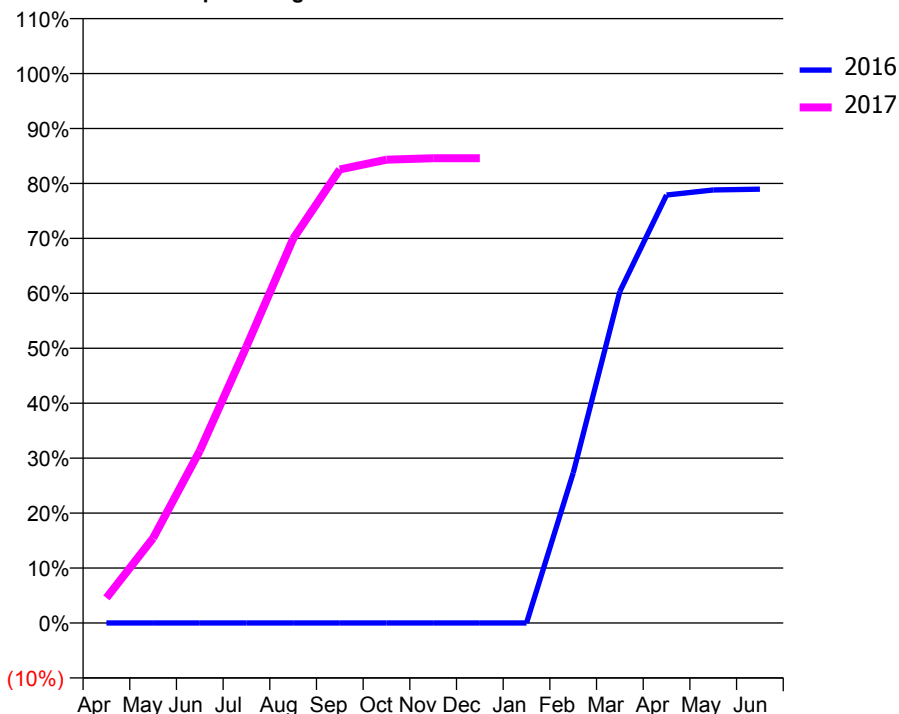
ACCESS*

Patients seen in 24 months	Total	Change since previous quarter
Quarter ending December 2015	0	
Quarter ending March 2016	764	
Quarter ending June 2016	1,418	↑
Quarter ending September 2016	1,842	↑
Quarter ending December 2016	1,369	↓
Variance since December 2015	N/A	



ACTIVITY

Cumulative percentage of contracted UDA delivered 2016 & 2017



Month	Adjusted Scheduled Activity (UDA)	
	2016	2017
April	0	204
May	0	690
June	0	1,400
July	0	2,249
August	0	3,125
September	0	3,690
October	0	3,769
November	0	3,781
December	0	3,781
January	0	
February	733	
March	1,618	
April	2,089	
May	2,114	
June	2,118	

QUALITY

	Quantity	Base Number	Contract	AT	Region	England
% of FP17s for the same patient ID Re-attending within 3 months - Children	5	246	2.0%	12.0%	11.9%	12.4%
% of FP17s for the same patient ID Re-attending within 3 months - Adults	294	1,713	17.2%	15.6%	16.5%	16.6%
% of FP17s for the same patient ID Re-attending between 3 & 9 months - Children	39	246	15.9%	57.2%	60.2%	57.5%
% of FP17s for the same patient ID Re-attending between 3 & 9 months - Adults	248	1,713	14.5%	48.8%	52.0%	50.4%
% of FP17s for Band 1 Urgent Courses	159	1,740	9.1%	9.6%	9.5%	9.1%
% of FP17s Relating to Free Repair or Replacements	14	1,740	0.8%	0.8%	0.7%	0.8%
% of FP17s Relating to Continuations	44	1,740	2.5%	0.9%	1.2%	1.3%
% of Patients satisfied with the dentistry they have received	4	4	N/A	93.5%	92.9%	92.7%
% of Patients satisfied with the time they had to wait for an appointment	4	4	N/A	90.4%	88.8%	88.8%

* This is based on patients treated on this contract for their most recent course of treatment. Figures in italics indicate the base number of FP17s or Patient Questionnaire responses are less than 100. N/A is shown where the base number of responses is less than 10 during the period. % is calculated as Quantity/Base number*100

Q69 - Vital Signs At a Glance Contract Report for 122297/0001 - December 2016

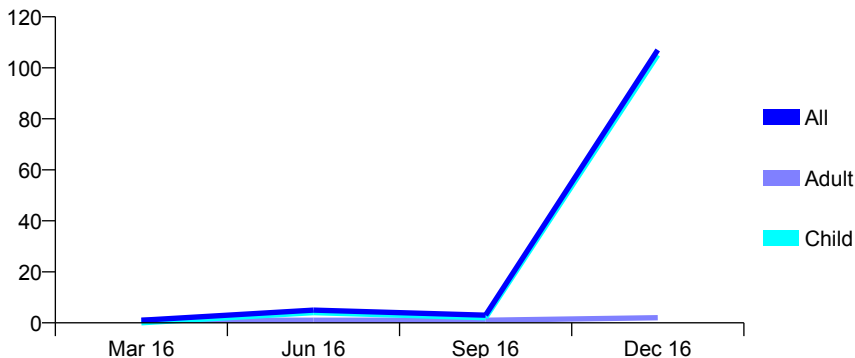
Name or company name	Makhani and Makhani
Contract type name	GDS Contract
Purpose of contract	General
Contract start date	01/04/2015
Contract end date	

16/17 Contracted general activity (UDA)	442
Carry forward general activity (UDA)	0
16/17 Contracted orthodontic activity (UOA)	0
Carry forward orthodontic activity (UOA)	0
Baseline contract value	£9,129.76

ACCESS*

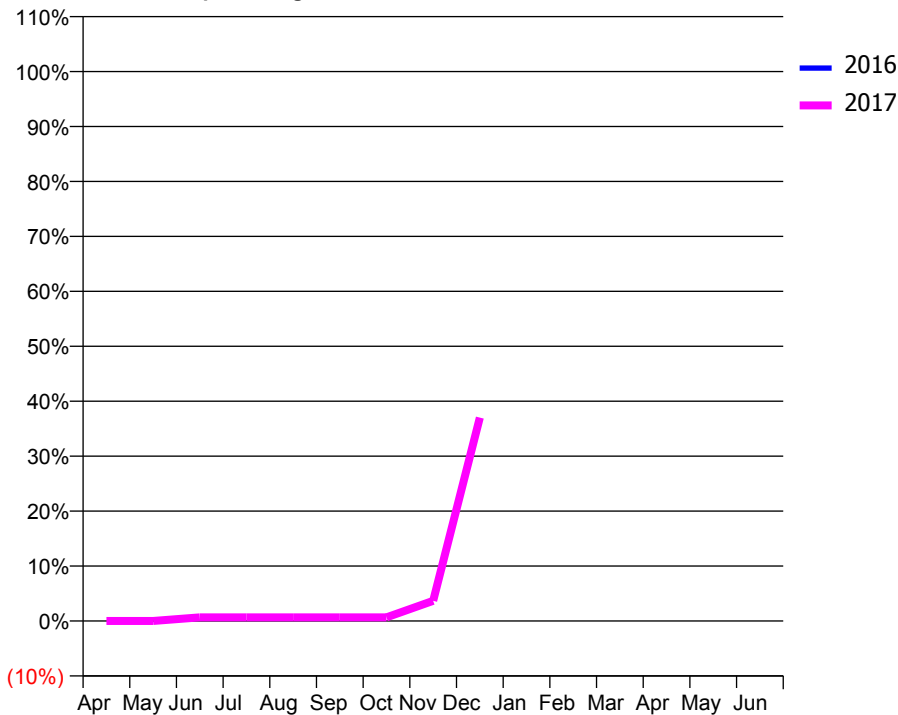
Patients seen in 24 months	Total	Change since previous quarter
Quarter ending December 2015	0	
Quarter ending March 2016	1	
Quarter ending June 2016	5	↑
Quarter ending September 2016	3	↓
Quarter ending December 2016	107	↑
Variance since December 2015	N/A	

Access trend analysis



ACTIVITY

Cumulative percentage of contracted UDA delivered 2016 & 2017



Month	Adjusted Scheduled Activity (UDA)	
	2016	2017
April	0	0
May	0	0
June	0	3
July	0	3
August	0	3
September	0	3
October	0	3
November	0	16
December	0	164
January	0	
February	0	
March	0	
April	0	
May	0	
June	3	

QUALITY

	Quantity	Base Number	Contract	AT	Region	England
% of FP17s for the same patient ID Re-attending within 3 months - Children	2	112	1.8%	12.0%	11.9%	12.4%
% of FP17s for the same patient ID Re-attending within 3 months - Adults	0	2	0.0%	15.6%	16.5%	16.6%
% of FP17s for the same patient ID Re-attending between 3 & 9 months - Children	2	112	1.8%	57.2%	60.2%	57.5%
% of FP17s for the same patient ID Re-attending between 3 & 9 months - Adults	0	2	0.0%	48.8%	52.0%	50.4%
% of FP17s for Band 1 Urgent Courses	2	113	1.8%	9.6%	9.5%	9.1%
% of FP17s Relating to Free Repair or Replacements	0	113	0.0%	0.8%	0.7%	0.8%
% of FP17s Relating to Continuations	0	113	0.0%	0.9%	1.2%	1.3%
% of Patients satisfied with the dentistry they have received	0	0	N/A	93.5%	92.9%	92.7%
% of Patients satisfied with the time they had to wait for an appointment	0	0	N/A	90.4%	88.8%	88.8%

* This is based on patients treated on this contract for their most recent course of treatment. Figures in italics indicate the base number of FP17s or Patient Questionnaire responses are less than 100. N/A is shown where the base number of responses is less than 10 during the period. % is calculated as Quantity/Base number*100

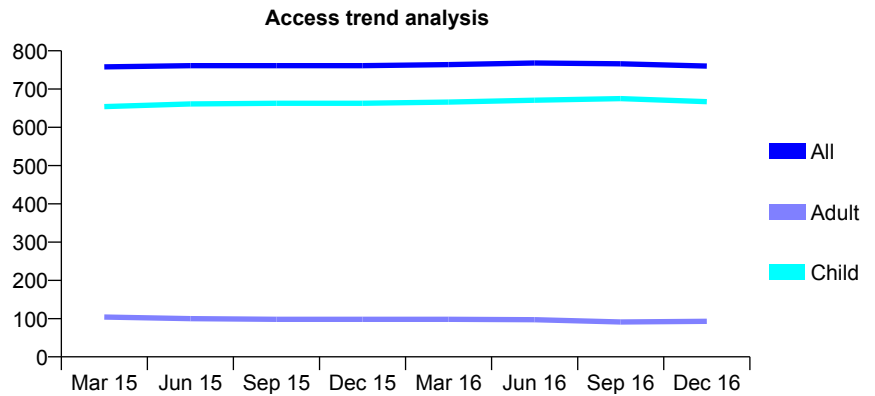
Q69 - Vital Signs At a Glance Contract Report for 122645/0001 - December 2016

Name or company name	THEALE SURGERY LIMITED
Contract type name	GDS Contract
Purpose of contract	General
Contract start date	01/12/2010
Contract end date	

16/17 Contracted general activity (UDA)	2,000
Carry forward general activity (UDA)	0
16/17 Contracted orthodontic activity (UOA)	0
Carry forward orthodontic activity (UOA)	0
Baseline contract value	£42,277.57

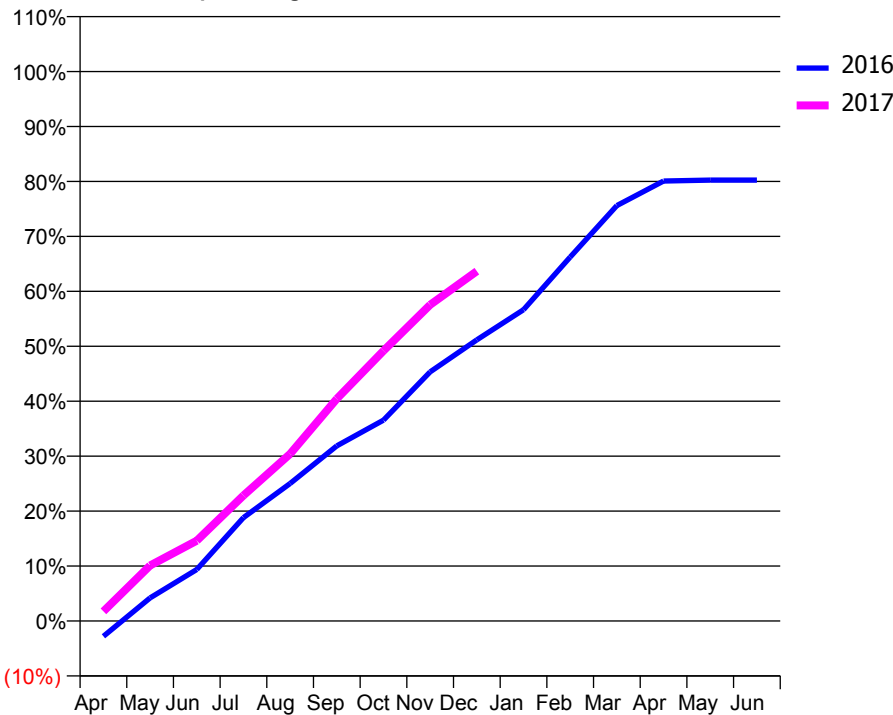
ACCESS*

Patients seen in 24 months	Total	Change since previous quarter
Quarter ending December 2015	761	
Quarter ending March 2016	764	→
Quarter ending June 2016	768	→
Quarter ending September 2016	766	→
Quarter ending December 2016	760	→
Variance since December 2015	(0.1%)	→



ACTIVITY

Cumulative percentage of contracted UDA delivered 2016 & 2017



Month	Adjusted Scheduled Activity (UDA)	
	2016	2017
April	-56	35
May	84	202
June	188	293
July	377	457
August	501	609
September	638	809
October	731	984
November	907	1,151
December	1,023	1,273
January	1,133	
February	1,325	
March	1,512	
April	1,601	
May	1,605	
June	1,605	

QUALITY

	Quantity	Base Number	Contract	AT	Region	England
% of FP17s for the same patient ID Re-attending within 3 months - Children	74	722	10.2%	12.0%	11.9%	12.4%
% of FP17s for the same patient ID Re-attending within 3 months - Adults	0	25	0.0%	15.6%	16.5%	16.6%
% of FP17s for the same patient ID Re-attending between 3 & 9 months - Children	407	722	56.4%	57.2%	60.2%	57.5%
% of FP17s for the same patient ID Re-attending between 3 & 9 months - Adults	20	25	80.0%	48.8%	52.0%	50.4%
% of FP17s for Band 1 Urgent Courses	22	699	3.1%	9.6%	9.5%	9.1%
% of FP17s Relating to Free Repair or Replacements	0	699	0.0%	0.8%	0.7%	0.8%
% of FP17s Relating to Continuations	1	699	0.1%	0.9%	1.2%	1.3%
% of Patients satisfied with the dentistry they have received	2	2	N/A	93.5%	92.9%	92.7%
% of Patients satisfied with the time they had to wait for an appointment	2	2	N/A	90.4%	88.8%	88.8%

* This is based on patients treated on this contract for their most recent course of treatment. Figures in italics indicate the base number of FP17s or Patient Questionnaire responses are less than 100. N/A is shown where the base number of responses is less than 10 during the period. % is calculated as Quantity/Base number*100

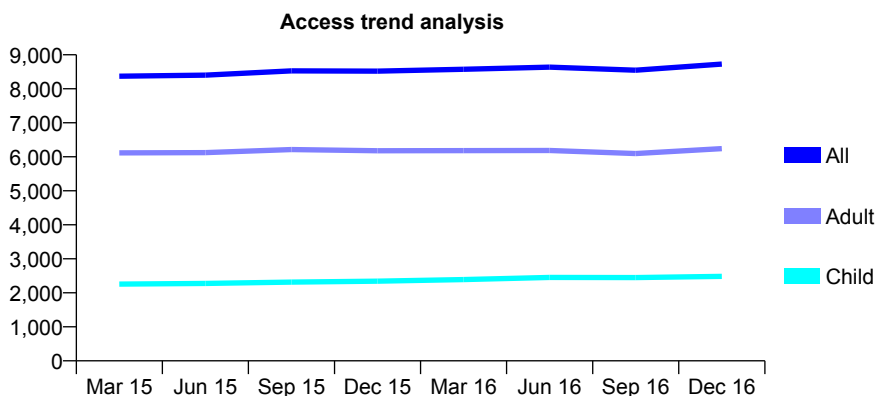
Q69 - Vital Signs At a Glance Contract Report for 122866/0001 - December 2016

Name or company name	Puresmile Reading Limited
Contract type name	GDS Contract
Purpose of contract	General
Contract start date	01/04/2012
Contract end date	

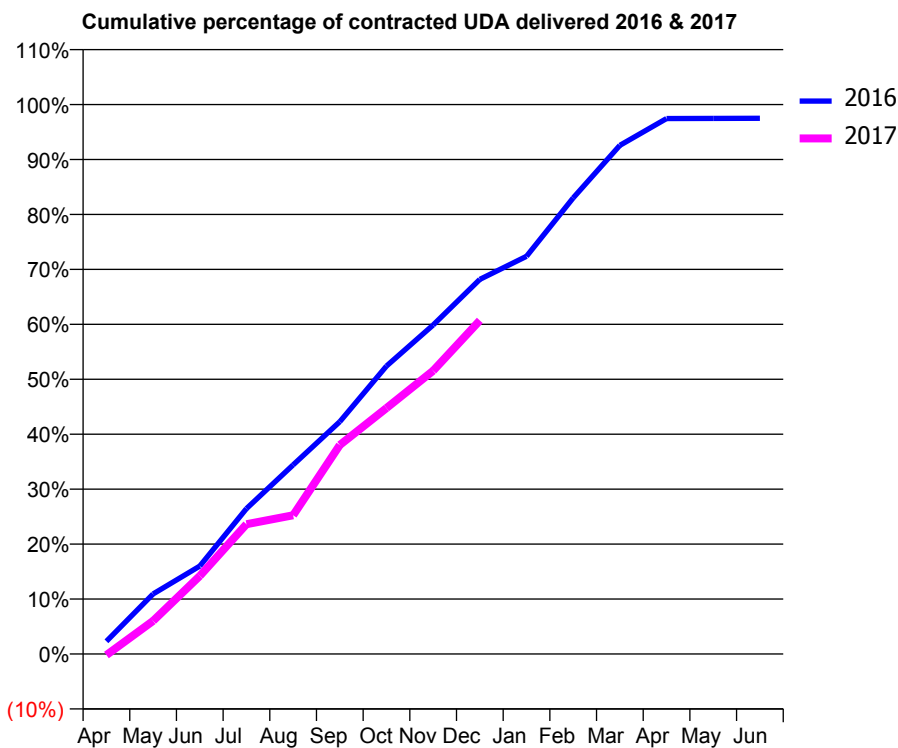
16/17 Contracted general activity (UDA)	29,025
Carry forward general activity (UDA)	731
16/17 Contracted orthodontic activity (UOA)	0
Carry forward orthodontic activity (UOA)	0
Baseline contract value	£720,046.38

ACCESS*

Patients seen in 24 months	Total	Change since previous quarter
Quarter ending December 2015	8,521	
Quarter ending March 2016	8,574	→
Quarter ending June 2016	8,638	→
Quarter ending September 2016	8,546	↓
Quarter ending December 2016	8,729	↑
Variance since December 2015	2.4%	↑



ACTIVITY



Month	Adjusted Scheduled Activity (UDA)	
	2016	2017
April	670	-62
May	3,175	1,747
June	4,643	4,126
July	7,684	6,860
August	9,994	7,328
September	12,270	11,041
October	15,213	12,990
November	17,377	14,964
December	19,788	17,616
January	21,007	
February	24,092	
March	26,870	
April	28,280	
May	28,293	
June	28,294	

QUALITY

	Quantity	Base Number	Contract	AT	Region	England
% of FP17s for the same patient ID Re-attending within 3 months - Children	186	2,448	7.6%	12.0%	11.9%	12.4%
% of FP17s for the same patient ID Re-attending within 3 months - Adults	565	4,953	11.4%	15.6%	16.5%	16.6%
% of FP17s for the same patient ID Re-attending between 3 & 9 months - Children	1,252	2,448	51.1%	57.2%	60.2%	57.5%
% of FP17s for the same patient ID Re-attending between 3 & 9 months - Adults	2,217	4,953	44.8%	48.8%	52.0%	50.4%
% of FP17s for Band 1 Urgent Courses	316	6,924	4.6%	9.6%	9.5%	9.1%
% of FP17s Relating to Free Repair or Replacements	79	6,924	1.1%	0.8%	0.7%	0.8%
% of FP17s Relating to Continuations	32	6,924	0.5%	0.9%	1.2%	1.3%
% of Patients satisfied with the dentistry they have received	20	24	83.3%	93.5%	92.9%	92.7%
% of Patients satisfied with the time they had to wait for an appointment	20	24	83.3%	90.4%	88.8%	88.8%

* This is based on patients treated on this contract for their most recent course of treatment. Figures in italics indicate the base number of FP17s or Patient Questionnaire responses are less than 100. N/A is shown where the base number of responses is less than 10 during the period. % is calculated as Quantity/Base number*100

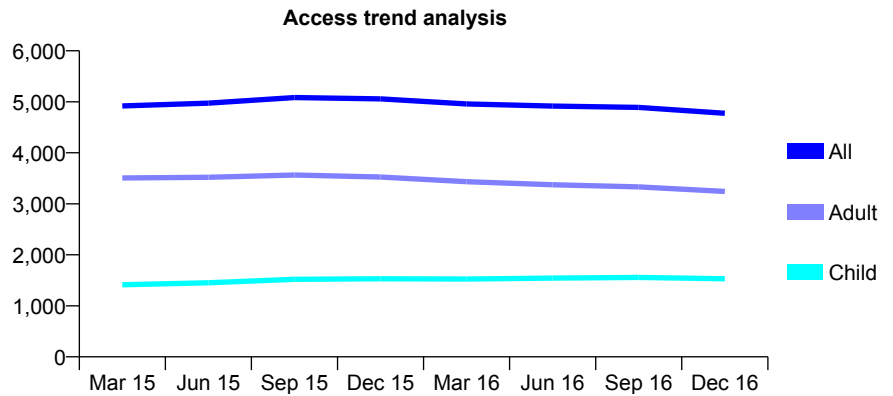
Q69 - Vital Signs At a Glance Contract Report for 125881/0001 - December 2016

Name or company name	Puresmile Marlow
Contract type name	PDS Plus Contract
Purpose of contract	General
Contract start date	01/09/2010
Contract end date	01/09/2020

16/17 Contracted general activity (UDA)	12,000
Carry forward general activity (UDA)	0
16/17 Contracted orthodontic activity (UOA)	0
Carry forward orthodontic activity (UOA)	0
Baseline contract value	£129,197.46

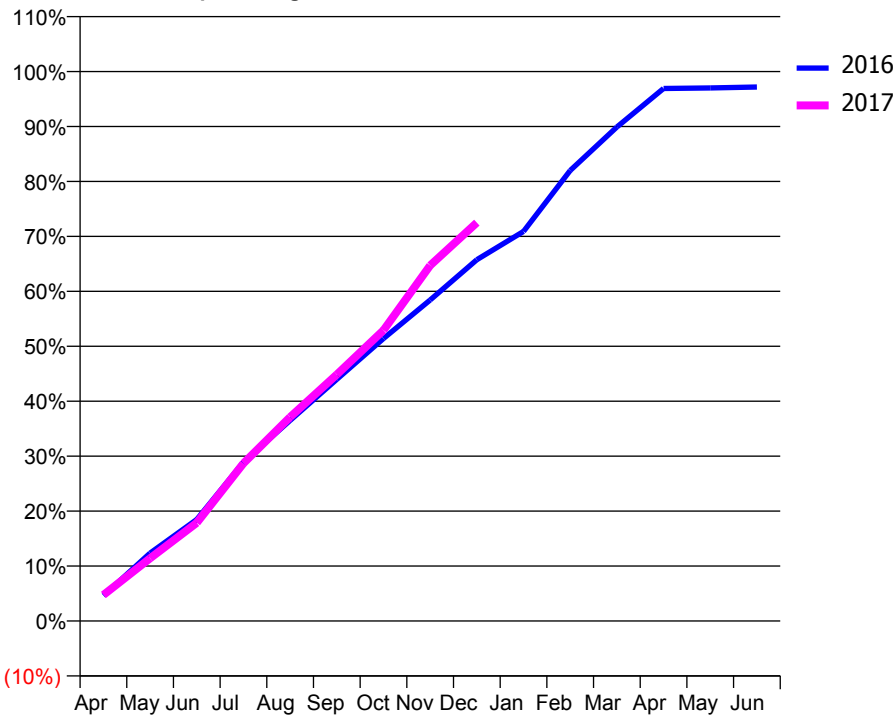
ACCESS*

Patients seen in 24 months	Total	Change since previous quarter
Quarter ending December 2015	5,057	
Quarter ending March 2016	4,959	↓
Quarter ending June 2016	4,917	→
Quarter ending September 2016	4,890	→
Quarter ending December 2016	4,774	↓
Variance since December 2015	(5.6%)	↓



ACTIVITY

Cumulative percentage of contracted UDA delivered 2016 & 2017



Month	Adjusted Scheduled Activity (UDA)	
	2016	2017
April	569	568
May	1,518	1,370
June	2,270	2,145
July	3,553	3,444
August	4,485	4,455
September	5,403	5,383
October	6,314	6,351
November	7,177	7,766
December	8,076	8,700
January	8,706	
February	10,069	
March	11,042	
April	11,903	
May	11,914	
June	11,934	

QUALITY

	Quantity	Base Number	Contract	AT	Region	England
% of FP17s for the same patient ID Re-attending within 3 months - Children	95	1,649	5.8%	12.0%	11.9%	12.4%
% of FP17s for the same patient ID Re-attending within 3 months - Adults	277	2,767	10.0%	15.6%	16.5%	16.6%
% of FP17s for the same patient ID Re-attending between 3 & 9 months - Children	951	1,649	57.7%	57.2%	60.2%	57.5%
% of FP17s for the same patient ID Re-attending between 3 & 9 months - Adults	1,197	2,767	43.3%	48.8%	52.0%	50.4%
% of FP17s for Band 1 Urgent Courses	378	4,137	9.1%	9.6%	9.5%	9.1%
% of FP17s Relating to Free Repair or Replacements	30	4,137	0.7%	0.8%	0.7%	0.8%
% of FP17s Relating to Continuations	21	4,137	0.5%	0.9%	1.2%	1.3%
% of Patients satisfied with the dentistry they have received	18	19	94.7%	93.5%	92.9%	92.7%
% of Patients satisfied with the time they had to wait for an appointment	14	19	73.7%	90.4%	88.8%	88.8%

* This is based on patients treated on this contract for their most recent course of treatment. Figures in italics indicate the base number of FP17s or Patient Questionnaire responses are less than 100. N/A is shown where the base number of responses is less than 10 during the period. % is calculated as Quantity/Base number*100

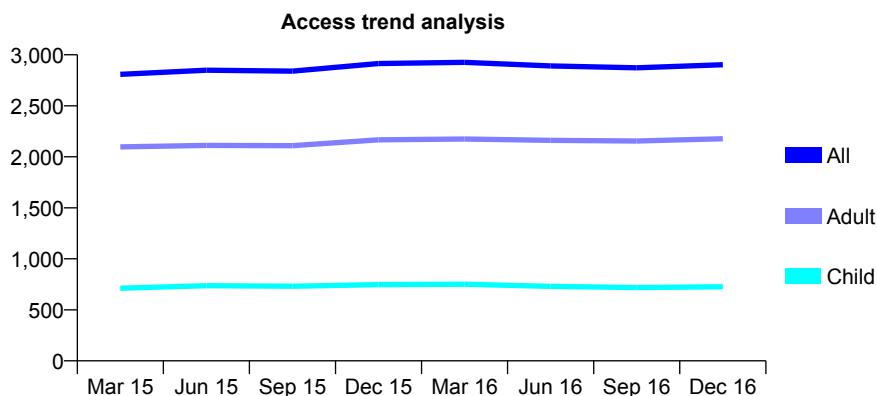
Q69 - Vital Signs At a Glance Contract Report for 127051/0001 - December 2016

Name or company name	Sensura (UK) Limited
Contract type name	GDS Contract
Purpose of contract	General
Contract start date	01/04/2012
Contract end date	

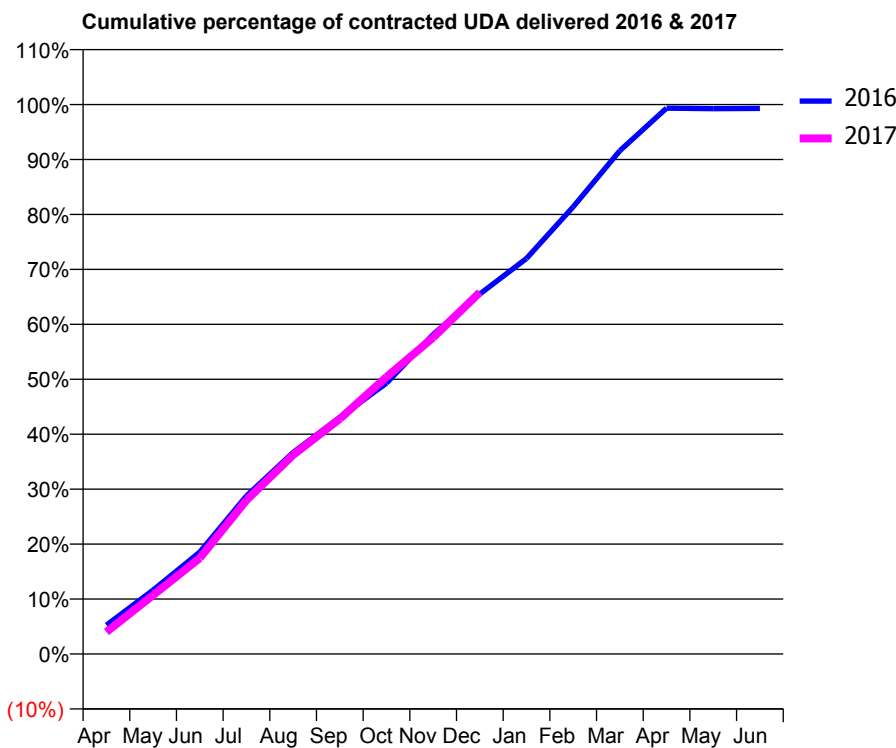
16/17 Contracted general activity (UDA)	11,300
Carry forward general activity (UDA)	-163
16/17 Contracted orthodontic activity (UOA)	0
Carry forward orthodontic activity (UOA)	0
Baseline contract value	£290,391.76

ACCESS*

Patients seen in 24 months	Total	Change since previous quarter
Quarter ending December 2015	2,914	
Quarter ending March 2016	2,926	→
Quarter ending June 2016	2,891	↓
Quarter ending September 2016	2,873	→
Quarter ending December 2016	2,903	→
Variance since December 2015	(0.4%)	→



ACTIVITY



Month	Adjusted Scheduled Activity (UDA)	
	2016	2017
April	593	453
May	1,314	1,211
June	2,097	1,973
July	3,252	3,164
August	4,146	4,091
September	4,865	4,836
October	5,570	5,698
November	6,573	6,510
December	7,403	7,439
January	8,134	
February	9,196	
March	10,350	
April	11,226	
May	11,215	
June	11,219	

QUALITY

	Quantity	Base Number	Contract	AT	Region	England
% of FP17s for the same patient ID Re-attending within 3 months - Children	46	702	6.6%	12.0%	11.9%	12.4%
% of FP17s for the same patient ID Re-attending within 3 months - Adults	276	1,948	14.2%	15.6%	16.5%	16.6%
% of FP17s for the same patient ID Re-attending between 3 & 9 months - Children	362	702	51.6%	57.2%	60.2%	57.5%
% of FP17s for the same patient ID Re-attending between 3 & 9 months - Adults	898	1,948	46.1%	48.8%	52.0%	50.4%
% of FP17s for Band 1 Urgent Courses	234	2,463	9.5%	9.6%	9.5%	9.1%
% of FP17s Relating to Free Repair or Replacements	9	2,463	0.4%	0.8%	0.7%	0.8%
% of FP17s Relating to Continuations	3	2,463	0.1%	0.9%	1.2%	1.3%
% of Patients satisfied with the dentistry they have received	8	8	N/A	93.5%	92.9%	92.7%
% of Patients satisfied with the time they had to wait for an appointment	8	8	N/A	90.4%	88.8%	88.8%

* This is based on patients treated on this contract for their most recent course of treatment. Figures in italics indicate the base number of FP17s or Patient Questionnaire responses are less than 100. N/A is shown where the base number of responses is less than 10 during the period. % is calculated as Quantity/Base number*100

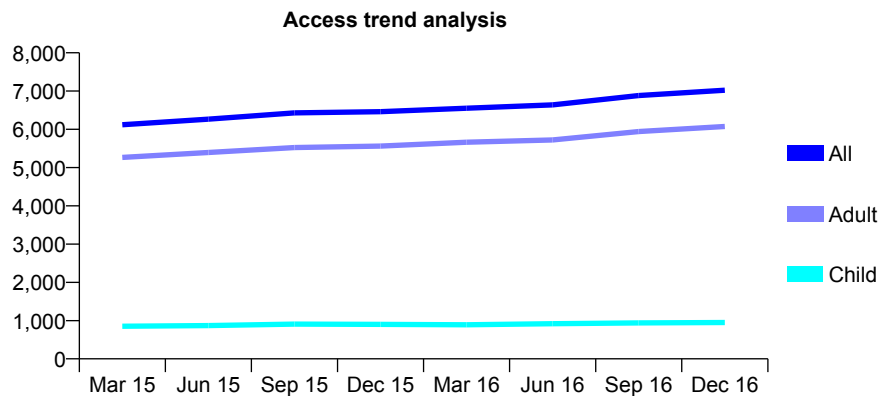
Q69 - Vital Signs At a Glance Contract Report for 127558/0001 - December 2016

Name or company name	Friar Street Dental Surgery
Contract type name	GDS Contract
Purpose of contract	General
Contract start date	01/04/2013
Contract end date	

16/17 Contracted general activity (UDA)	22,041
Carry forward general activity (UDA)	-76
16/17 Contracted orthodontic activity (UOA)	0
Carry forward orthodontic activity (UOA)	0
Baseline contract value	£485,907.37

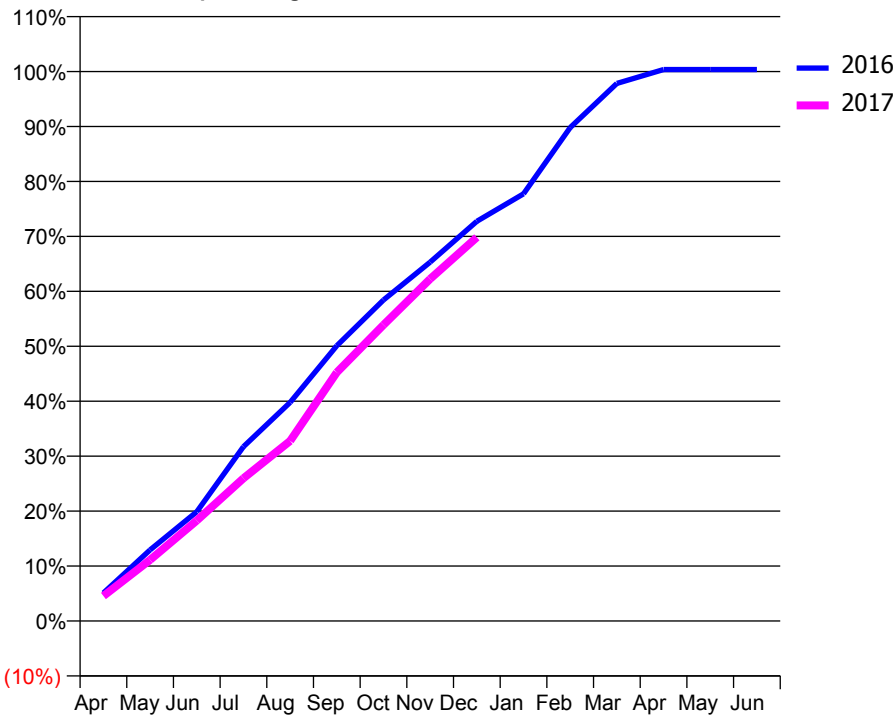
ACCESS*

Patients seen in 24 months	Total	Change since previous quarter
Quarter ending December 2015	6,462	
Quarter ending March 2016	6,553	→
Quarter ending June 2016	6,640	→
Quarter ending September 2016	6,882	↑
Quarter ending December 2016	7,023	↑
Variance since December 2015	8.7%	↑



ACTIVITY

Cumulative percentage of contracted UDA delivered 2016 & 2017



Month	Adjusted Scheduled Activity (UDA)	
	2016	2017
April	1,125	1,004
May	2,856	2,452
June	4,382	4,031
July	6,994	5,728
August	8,770	7,222
September	11,041	9,973
October	12,878	11,877
November	14,396	13,724
December	16,032	15,390
January	17,135	
February	19,791	
March	21,563	
April	22,117	
May	22,117	
June	22,118	

QUALITY

	Quantity	Base Number	Contract	AT	Region	England
% of FP17s for the same patient ID Re-attending within 3 months - Children	129	1,068	12.1%	12.0%	11.9%	12.4%
% of FP17s for the same patient ID Re-attending within 3 months - Adults	822	6,001	13.7%	15.6%	16.5%	16.6%
% of FP17s for the same patient ID Re-attending between 3 & 9 months - Children	517	1,068	48.4%	57.2%	60.2%	57.5%
% of FP17s for the same patient ID Re-attending between 3 & 9 months - Adults	3,094	6,001	51.6%	48.8%	52.0%	50.4%
% of FP17s for Band 1 Urgent Courses	727	6,864	10.6%	9.6%	9.5%	9.1%
% of FP17s Relating to Free Repair or Replacements	73	6,864	1.1%	0.8%	0.7%	0.8%
% of FP17s Relating to Continuations	64	6,864	0.9%	0.9%	1.2%	1.3%
% of Patients satisfied with the dentistry they have received	11	13	84.6%	93.5%	92.9%	92.7%
% of Patients satisfied with the time they had to wait for an appointment	12	13	92.3%	90.4%	88.8%	88.8%

* This is based on patients treated on this contract for their most recent course of treatment. Figures in italics indicate the base number of FP17s or Patient Questionnaire responses are less than 100. N/A is shown where the base number of responses is less than 10 during the period. % is calculated as Quantity/Base number*100

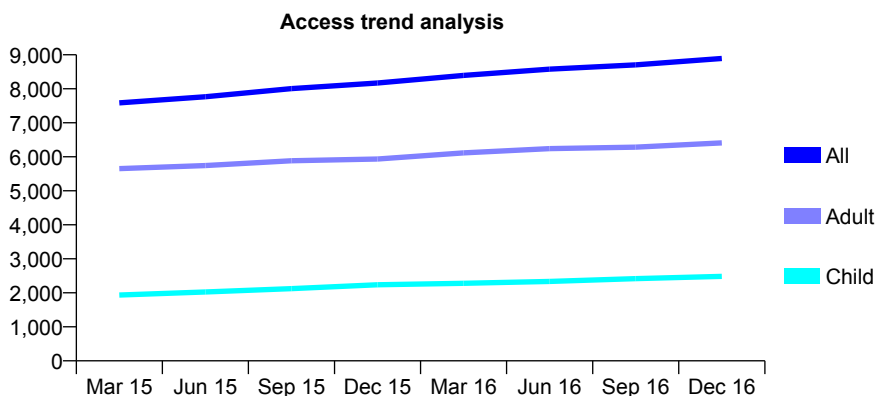
Q69 - Vital Signs At a Glance Contract Report for 128163/0004 - December 2016

Name or company name	Aspire Dental Care Limited
Contract type name	PDS Plus Contract
Purpose of contract	General
Contract start date	10/12/2012
Contract end date	31/08/2020

16/17 Contracted general activity (UDA)	24,000
Carry forward general activity (UDA)	0
16/17 Contracted orthodontic activity (UOA)	0
Carry forward orthodontic activity (UOA)	0
Baseline contract value	£322,993.81

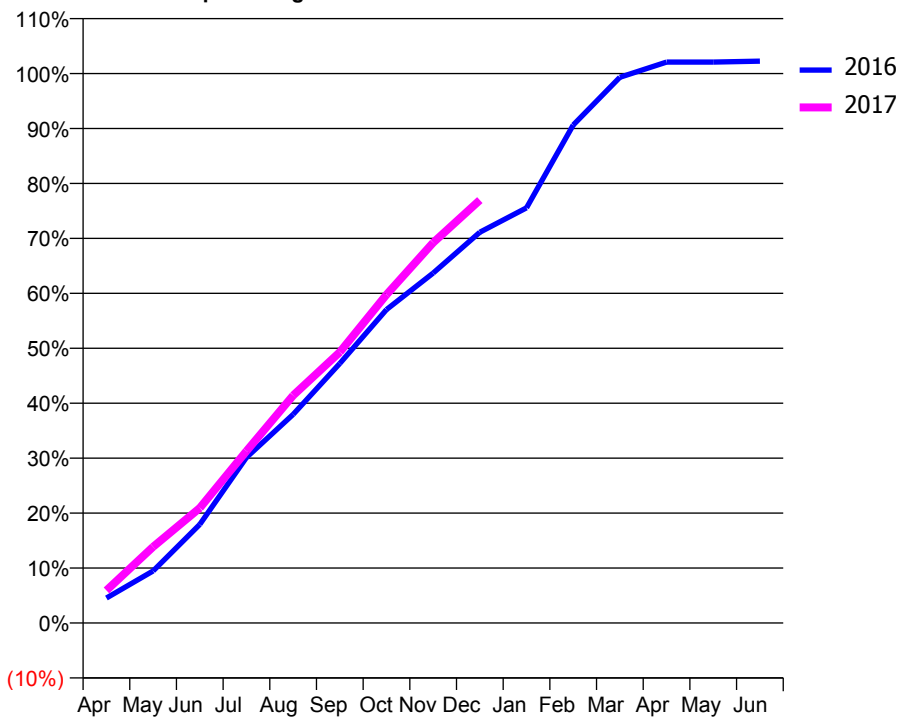
ACCESS*

Patients seen in 24 months	Total	Change since previous quarter
Quarter ending December 2015	8,171	
Quarter ending March 2016	8,393	↑
Quarter ending June 2016	8,577	↑
Quarter ending September 2016	8,703	→
Quarter ending December 2016	8,894	↑
Variance since December 2015	8.8%	↑



ACTIVITY

Cumulative percentage of contracted UDA delivered 2016 & 2017



Month	Adjusted Scheduled Activity (UDA)	
	2016	2017
April	1,090	1,422
May	2,275	3,328
June	4,306	5,026
July	7,230	7,513
August	9,109	9,941
September	11,338	11,830
October	13,692	14,341
November	15,283	16,612
December	17,070	18,473
January	18,136	
February	21,748	
March	23,833	
April	24,498	
May	24,502	
June	24,541	

QUALITY

	Quantity	Base Number	Contract	AT	Region	England
% of FP17s for the same patient ID Re-attending within 3 months - Children	257	2,520	10.2%	12.0%	11.9%	12.4%
% of FP17s for the same patient ID Re-attending within 3 months - Adults	1,357	5,748	23.6%	15.6%	16.5%	16.6%
% of FP17s for the same patient ID Re-attending between 3 & 9 months - Children	1,140	2,520	45.2%	57.2%	60.2%	57.5%
% of FP17s for the same patient ID Re-attending between 3 & 9 months - Adults	1,840	5,748	32.0%	48.8%	52.0%	50.4%
% of FP17s for Band 1 Urgent Courses	1,791	7,939	22.6%	9.6%	9.5%	9.1%
% of FP17s Relating to Free Repair or Replacements	46	7,939	0.6%	0.8%	0.7%	0.8%
% of FP17s Relating to Continuations	38	7,939	0.5%	0.9%	1.2%	1.3%
% of Patients satisfied with the dentistry they have received	24	25	96.0%	93.5%	92.9%	92.7%
% of Patients satisfied with the time they had to wait for an appointment	24	25	96.0%	90.4%	88.8%	88.8%

* This is based on patients treated on this contract for their most recent course of treatment. Figures in italics indicate the base number of FP17s or Patient Questionnaire responses are less than 100. N/A is shown where the base number of responses is less than 10 during the period. % is calculated as Quantity/Base number*100

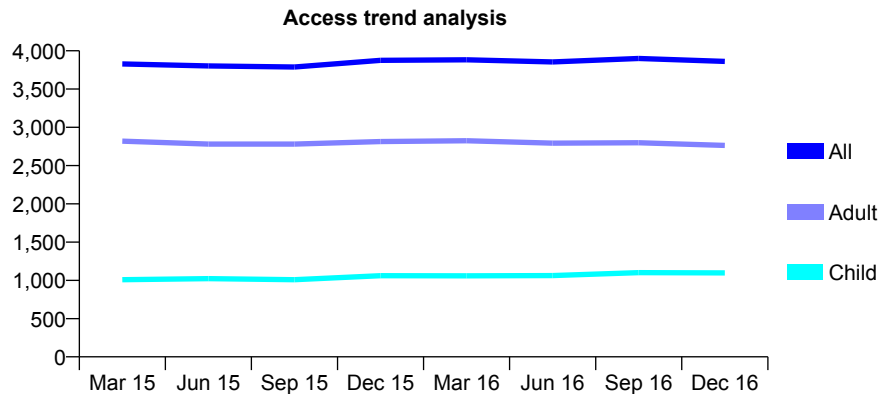
Q69 - Vital Signs At a Glance Contract Report for 128163/0005 - December 2016

Name or company name	Aspire Dental Care Limited
Contract type name	PDS Plus Contract
Purpose of contract	General
Contract start date	10/12/2012
Contract end date	31/08/2017

16/17 Contracted general activity (UDA)	12,000
Carry forward general activity (UDA)	0
16/17 Contracted orthodontic activity (UOA)	0
Carry forward orthodontic activity (UOA)	0
Baseline contract value	£161,488.43

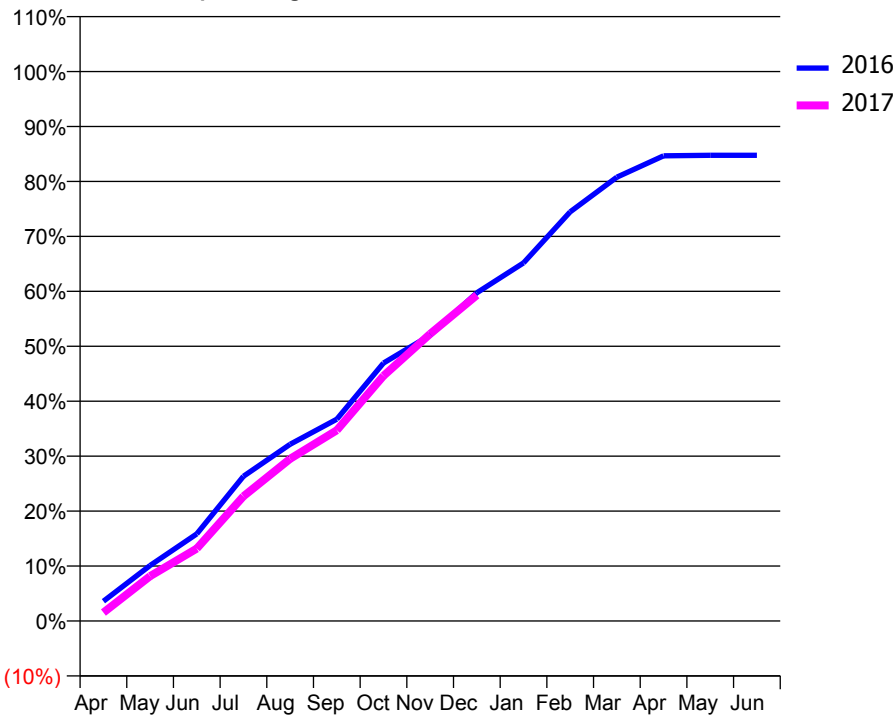
ACCESS*

Patients seen in 24 months	Total	Change since previous quarter
Quarter ending December 2015	3,875	
Quarter ending March 2016	3,883	→
Quarter ending June 2016	3,855	→
Quarter ending September 2016	3,899	→
Quarter ending December 2016	3,861	→
Variance since December 2015	(0.4%)	→



ACTIVITY

Cumulative percentage of contracted UDA delivered 2016 & 2017



Month	Adjusted Scheduled Activity (UDA)	
	2016	2017
April	434	185
May	1,213	979
June	1,904	1,582
July	3,161	2,723
August	3,861	3,543
September	4,406	4,164
October	5,634	5,353
November	6,241	6,272
December	7,168	7,114
January	7,821	
February	8,935	
March	9,692	
April	10,159	
May	10,170	
June	10,171	

QUALITY

	Quantity	Base Number	Contract	AT	Region	England
% of FP17s for the same patient ID Re-attending within 3 months - Children	90	1,198	7.5%	12.0%	11.9%	12.4%
% of FP17s for the same patient ID Re-attending within 3 months - Adults	372	2,647	14.1%	15.6%	16.5%	16.6%
% of FP17s for the same patient ID Re-attending between 3 & 9 months - Children	678	1,198	56.6%	57.2%	60.2%	57.5%
% of FP17s for the same patient ID Re-attending between 3 & 9 months - Adults	1,345	2,647	50.8%	48.8%	52.0%	50.4%
% of FP17s for Band 1 Urgent Courses	386	3,594	10.7%	9.6%	9.5%	9.1%
% of FP17s Relating to Free Repair or Replacements	38	3,594	1.1%	0.8%	0.7%	0.8%
% of FP17s Relating to Continuations	20	3,594	0.6%	0.9%	1.2%	1.3%
% of Patients satisfied with the dentistry they have received	11	11	100.0%	93.5%	92.9%	92.7%
% of Patients satisfied with the time they had to wait for an appointment	10	11	90.9%	90.4%	88.8%	88.8%

* This is based on patients treated on this contract for their most recent course of treatment. Figures in italics indicate the base number of FP17s or Patient Questionnaire responses are less than 100. N/A is shown where the base number of responses is less than 10 during the period. % is calculated as Quantity/Base number*100

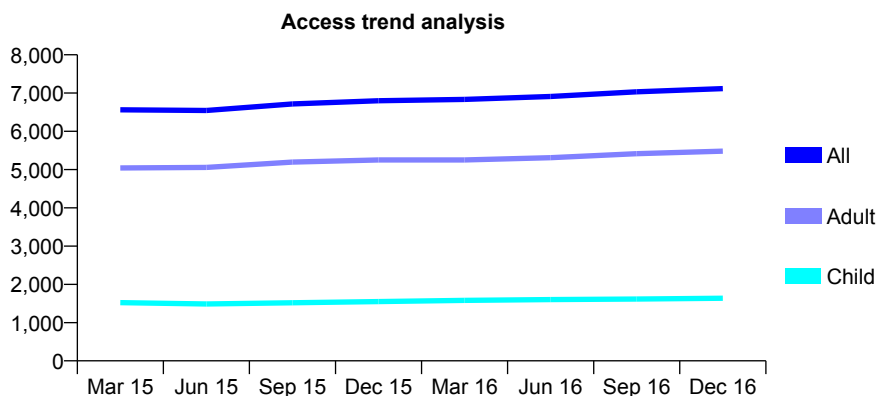
Q69 - Vital Signs At a Glance Contract Report for 128244/0001 - December 2016

Name or company name	The Dental Surgery Burnham Ltd
Contract type name	GDS Contract
Purpose of contract	General
Contract start date	01/04/2008
Contract end date	

16/17 Contracted general activity (UDA)	18,494
Carry forward general activity (UDA)	-313
16/17 Contracted orthodontic activity (UOA)	0
Carry forward orthodontic activity (UOA)	0
Baseline contract value	£441,511.16

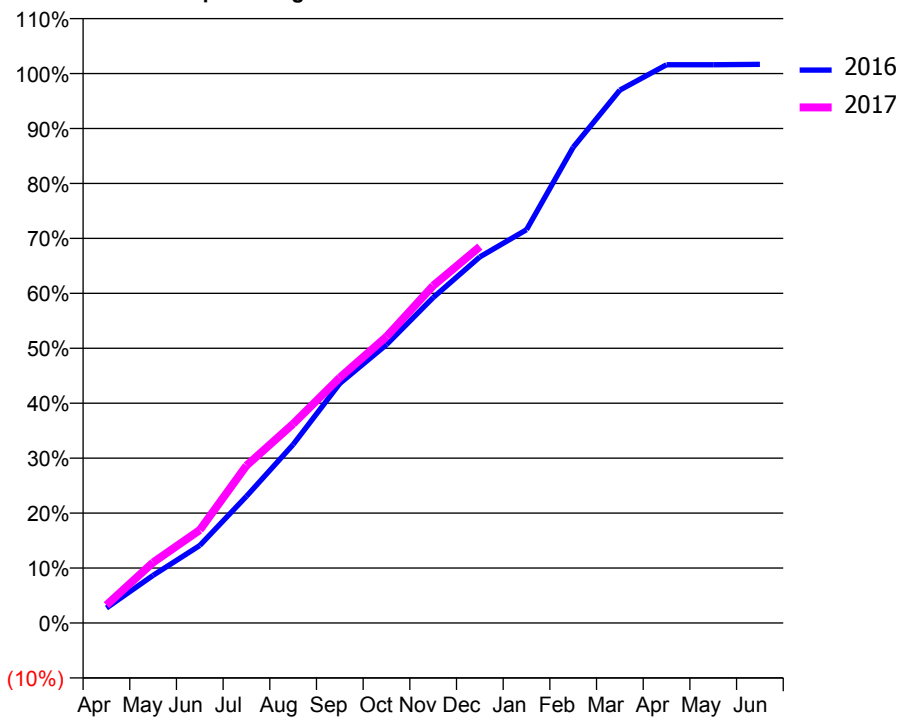
ACCESS*

Patients seen in 24 months	Total	Change since previous quarter
Quarter ending December 2015	6,800	
Quarter ending March 2016	6,833	→
Quarter ending June 2016	6,911	→
Quarter ending September 2016	7,031	→
Quarter ending December 2016	7,118	→
Variance since December 2015	4.7%	↑



ACTIVITY

Cumulative percentage of contracted UDA delivered 2016 & 2017



Month	Adjusted Scheduled Activity (UDA)	
	2016	2017
April	519	602
May	1,643	2,042
June	2,671	3,128
July	4,364	5,300
August	6,149	6,705
September	8,252	8,260
October	9,587	9,637
November	11,212	11,351
December	12,610	12,666
January	13,547	
February	16,387	
March	18,360	
April	19,228	
May	19,228	
June	19,242	

QUALITY

	Quantity	Base Number	Contract	AT	Region	England
% of FP17s for the same patient ID Re-attending within 3 months - Children	225	2,055	10.9%	12.0%	11.9%	12.4%
% of FP17s for the same patient ID Re-attending within 3 months - Adults	975	5,763	16.9%	15.6%	16.5%	16.6%
% of FP17s for the same patient ID Re-attending between 3 & 9 months - Children	1,361	2,055	66.2%	57.2%	60.2%	57.5%
% of FP17s for the same patient ID Re-attending between 3 & 9 months - Adults	3,033	5,763	52.6%	48.8%	52.0%	50.4%
% of FP17s for Band 1 Urgent Courses	460	6,053	7.6%	9.6%	9.5%	9.1%
% of FP17s Relating to Free Repair or Replacements	105	6,053	1.7%	0.8%	0.7%	0.8%
% of FP17s Relating to Continuations	54	6,053	0.9%	0.9%	1.2%	1.3%
% of Patients satisfied with the dentistry they have received	9	9	N/A	93.5%	92.9%	92.7%
% of Patients satisfied with the time they had to wait for an appointment	9	9	N/A	90.4%	88.8%	88.8%

* This is based on patients treated on this contract for their most recent course of treatment. Figures in italics indicate the base number of FP17s or Patient Questionnaire responses are less than 100. N/A is shown where the base number of responses is less than 10 during the period. % is calculated as Quantity/Base number*100

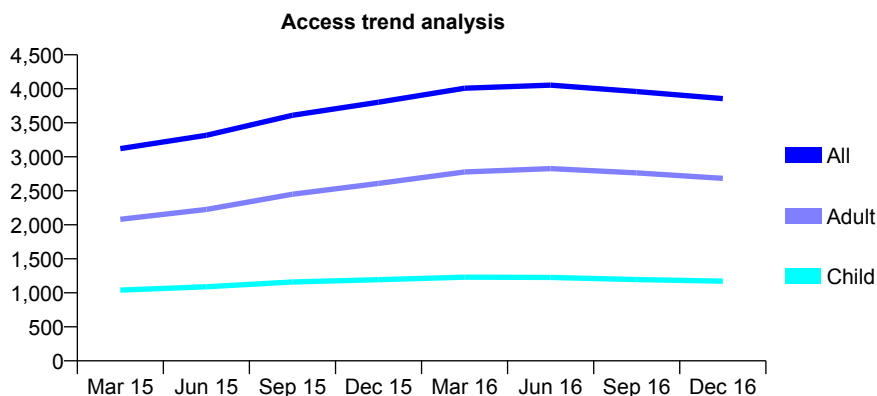
Q69 - Vital Signs At a Glance Contract Report for 129038/0001 - December 2016

Name or company name	Sinson and Sykes Dental Surgery
Contract type name	GDS Contract
Purpose of contract	General
Contract start date	01/04/2014
Contract end date	

16/17 Contracted general activity (UDA)	12,500
Carry forward general activity (UDA)	-94
16/17 Contracted orthodontic activity (UOA)	0
Carry forward orthodontic activity (UOA)	0
Baseline contract value	£300,858.79

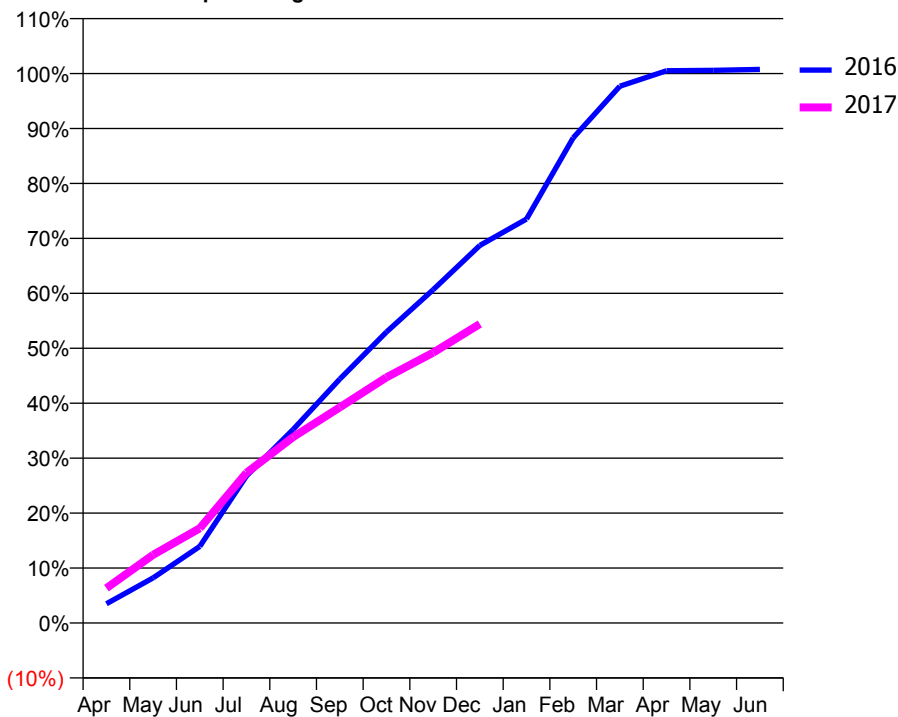
ACCESS*

Patients seen in 24 months	Total	Change since previous quarter
Quarter ending December 2015	3,803	
Quarter ending March 2016	4,008	↑
Quarter ending June 2016	4,054	→
Quarter ending September 2016	3,959	↓
Quarter ending December 2016	3,856	↓
Variance since December 2015	1.4%	→



ACTIVITY

Cumulative percentage of contracted UDA delivered 2016 & 2017



Month	Adjusted Scheduled Activity (UDA)	
	2016	2017
April	439	794
May	1,028	1,553
June	1,743	2,155
July	3,343	3,417
August	4,404	4,229
September	5,550	4,905
October	6,621	5,588
November	7,582	6,151
December	8,589	6,803
January	9,190	
February	11,038	
March	12,211	
April	12,561	
May	12,573	
June	12,594	

QUALITY

	Quantity	Base Number	Contract	AT	Region	England
% of FP17s for the same patient ID Re-attending within 3 months - Children	123	1,208	10.2%	12.0%	11.9%	12.4%
% of FP17s for the same patient ID Re-attending within 3 months - Adults	468	2,587	18.1%	15.6%	16.5%	16.6%
% of FP17s for the same patient ID Re-attending between 3 & 9 months - Children	805	1,208	66.6%	57.2%	60.2%	57.5%
% of FP17s for the same patient ID Re-attending between 3 & 9 months - Adults	1,555	2,587	60.1%	48.8%	52.0%	50.4%
% of FP17s for Band 1 Urgent Courses	392	3,555	11.0%	9.6%	9.5%	9.1%
% of FP17s Relating to Free Repair or Replacements	15	3,555	0.4%	0.8%	0.7%	0.8%
% of FP17s Relating to Continuations	21	3,555	0.6%	0.9%	1.2%	1.3%
% of Patients satisfied with the dentistry they have received	5	7	N/A	93.5%	92.9%	92.7%
% of Patients satisfied with the time they had to wait for an appointment	4	7	N/A	90.4%	88.8%	88.8%

* This is based on patients treated on this contract for their most recent course of treatment. Figures in italics indicate the base number of FP17s or Patient Questionnaire responses are less than 100. N/A is shown where the base number of responses is less than 10 during the period. % is calculated as Quantity/Base number*100

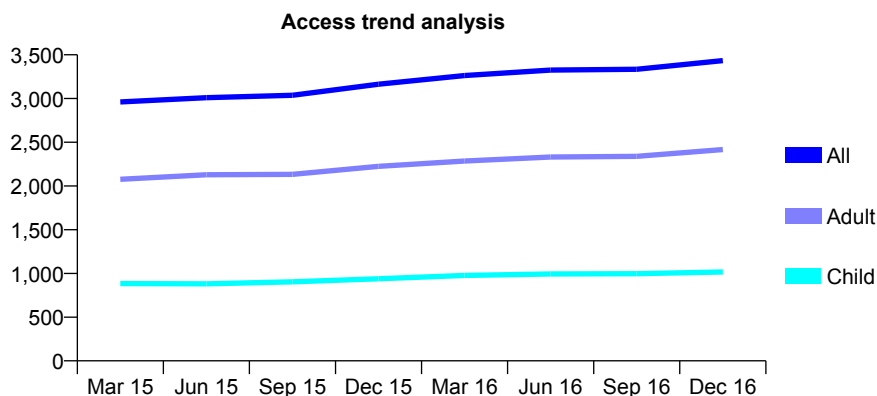
Q69 - Vital Signs At a Glance Contract Report for 129917/0001 - December 2016

Name or company name	Ash Tree House Dental
Contract type name	GDS Contract
Purpose of contract	General
Contract start date	21/08/2012
Contract end date	

16/17 Contracted general activity (UDA)	5,800
Carry forward general activity (UDA)	0
16/17 Contracted orthodontic activity (UOA)	0
Carry forward orthodontic activity (UOA)	0
Baseline contract value	£126,294.51

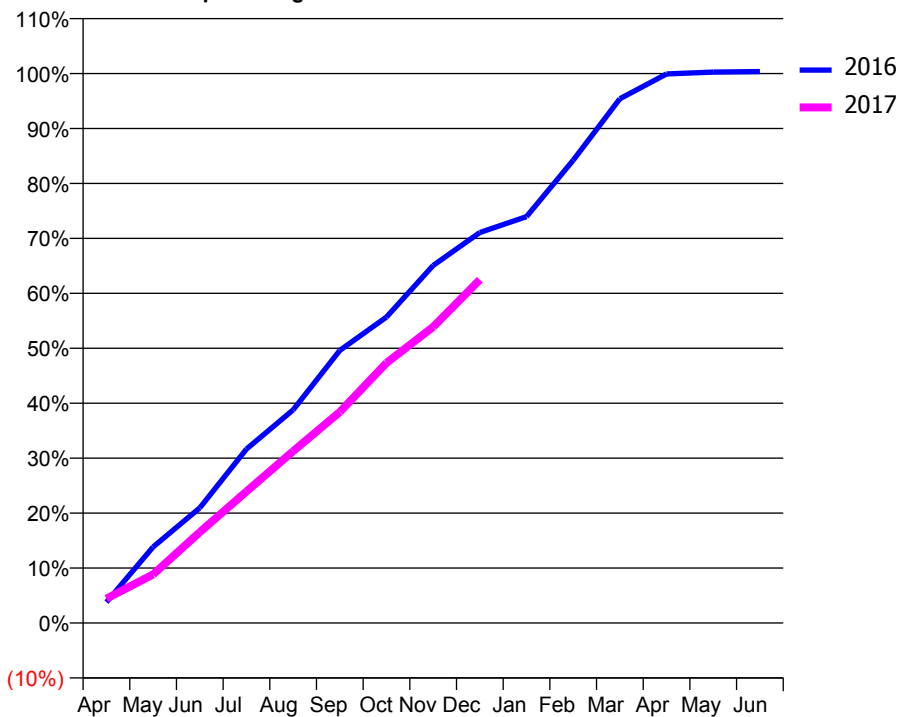
ACCESS*

Patients seen in 24 months	Total	Change since previous quarter
Quarter ending December 2015	3,163	
Quarter ending March 2016	3,263	↑
Quarter ending June 2016	3,325	→
Quarter ending September 2016	3,335	→
Quarter ending December 2016	3,433	↑
Variance since December 2015	8.5%	↑



ACTIVITY

Cumulative percentage of contracted UDA delivered 2016 & 2017



Month	Adjusted Scheduled Activity (UDA)	
	2016	2017
April	231	257
May	840	513
June	1,272	960
July	1,922	1,389
August	2,356	1,814
September	3,013	2,228
October	3,381	2,745
November	3,951	3,125
December	4,315	3,624
January	4,490	
February	5,114	
March	5,793	
April	6,068	
May	6,087	
June	6,094	

QUALITY

	Quantity	Base Number	Contract	AT	Region	England
% of FP17s for the same patient ID Re-attending within 3 months - Children	96	1,172	8.2%	12.0%	11.9%	12.4%
% of FP17s for the same patient ID Re-attending within 3 months - Adults	217	1,863	11.6%	15.6%	16.5%	16.6%
% of FP17s for the same patient ID Re-attending between 3 & 9 months - Children	731	1,172	62.4%	57.2%	60.2%	57.5%
% of FP17s for the same patient ID Re-attending between 3 & 9 months - Adults	731	1,863	39.2%	48.8%	52.0%	50.4%
% of FP17s for Band 1 Urgent Courses	153	2,099	7.3%	9.6%	9.5%	9.1%
% of FP17s Relating to Free Repair or Replacements	13	2,099	0.6%	0.8%	0.7%	0.8%
% of FP17s Relating to Continuations	10	2,099	0.5%	0.9%	1.2%	1.3%
% of Patients satisfied with the dentistry they have received	4	5	N/A	93.5%	92.9%	92.7%
% of Patients satisfied with the time they had to wait for an appointment	4	5	N/A	90.4%	88.8%	88.8%

* This is based on patients treated on this contract for their most recent course of treatment. Figures in italics indicate the base number of FP17s or Patient Questionnaire responses are less than 100. N/A is shown where the base number of responses is less than 10 during the period. % is calculated as Quantity/Base number*100

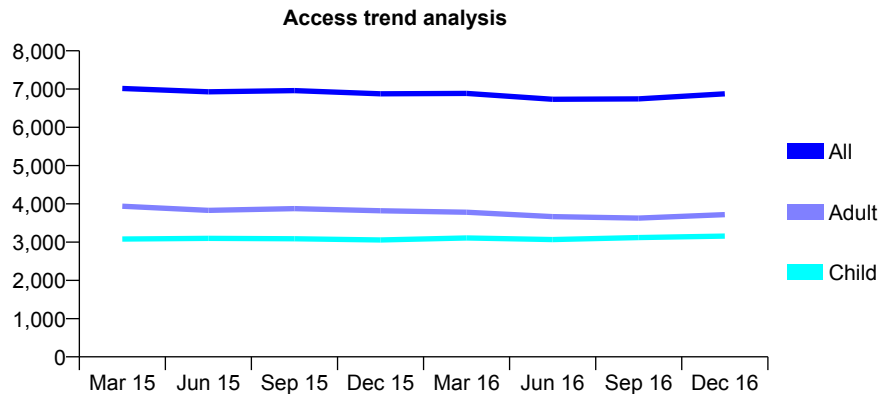
Q69 - Vital Signs At a Glance Contract Report for 130230/0001 - December 2016

Name or company name	WEXHAM ROAD DENTAL SURGERY LTD
Contract type name	GDS Contract
Purpose of contract	General
Contract start date	04/04/2008
Contract end date	

16/17 Contracted general activity (UDA)	16,630
Carry forward general activity (UDA)	0
16/17 Contracted orthodontic activity (UOA)	0
Carry forward orthodontic activity (UOA)	0
Baseline contract value	£534,656.63

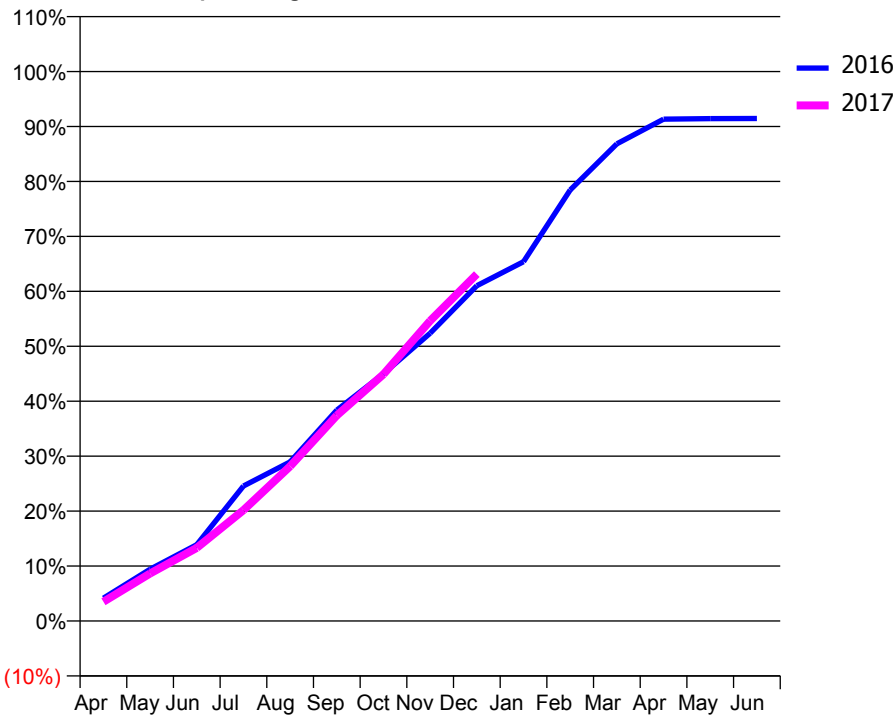
ACCESS*

Patients seen in 24 months	Total	Change since previous quarter
Quarter ending December 2015	6,875	
Quarter ending March 2016	6,887	→
Quarter ending June 2016	6,733	↓
Quarter ending September 2016	6,745	→
Quarter ending December 2016	6,875	→
Variance since December 2015	0.0%	→



ACTIVITY

Cumulative percentage of contracted UDA delivered 2016 & 2017



Month	Adjusted Scheduled Activity (UDA)	
	2016	2017
April	707	581
May	1,604	1,440
June	2,364	2,215
July	4,180	3,357
August	4,931	4,681
September	6,533	6,220
October	7,662	7,467
November	8,916	9,085
December	10,387	10,497
January	11,128	
February	13,350	
March	14,782	
April	15,546	
May	15,563	
June	15,566	

QUALITY

	Quantity	Base Number	Contract	AT	Region	England
% of FP17s for the same patient ID Re-attending within 3 months - Children	283	2,702	10.5%	12.0%	11.9%	12.4%
% of FP17s for the same patient ID Re-attending within 3 months - Adults	560	2,666	21.0%	15.6%	16.5%	16.6%
% of FP17s for the same patient ID Re-attending between 3 & 9 months - Children	873	2,702	32.3%	57.2%	60.2%	57.5%
% of FP17s for the same patient ID Re-attending between 3 & 9 months - Adults	651	2,666	24.4%	48.8%	52.0%	50.4%
% of FP17s for Band 1 Urgent Courses	943	4,573	20.6%	9.6%	9.5%	9.1%
% of FP17s Relating to Free Repair or Replacements	1	4,573	0.0%	0.8%	0.7%	0.8%
% of FP17s Relating to Continuations	42	4,573	0.9%	0.9%	1.2%	1.3%
% of Patients satisfied with the dentistry they have received	10	11	90.9%	93.5%	92.9%	92.7%
% of Patients satisfied with the time they had to wait for an appointment	5	11	45.5%	90.4%	88.8%	88.8%

* This is based on patients treated on this contract for their most recent course of treatment. Figures in italics indicate the base number of FP17s or Patient Questionnaire responses are less than 100. N/A is shown where the base number of responses is less than 10 during the period. % is calculated as Quantity/Base number*100

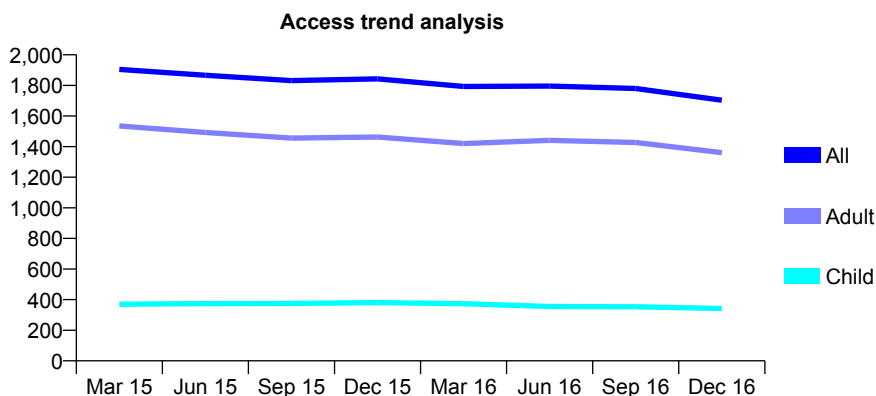
Q69 - Vital Signs At a Glance Contract Report for 131539/0001 - December 2016

Name or company name	Eurodental Limited
Contract type name	GDS Contract
Purpose of contract	General
Contract start date	01/01/2009
Contract end date	

16/17 Contracted general activity (UDA)	8,541
Carry forward general activity (UDA)	277
16/17 Contracted orthodontic activity (UOA)	0
Carry forward orthodontic activity (UOA)	0
Baseline contract value	£201,983.88

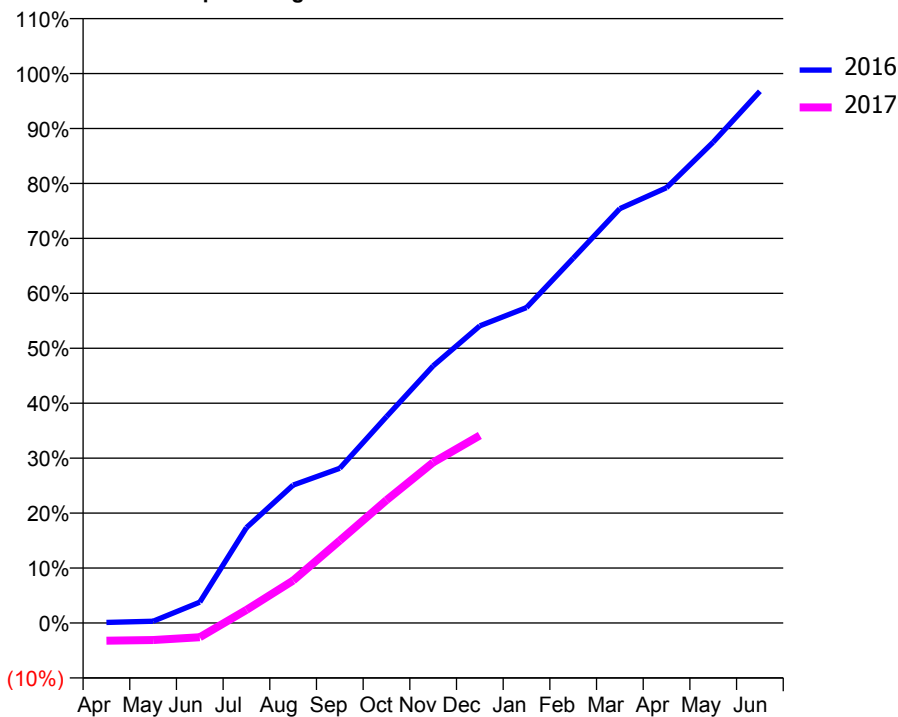
ACCESS*

Patients seen in 24 months	Total	Change since previous quarter
Quarter ending December 2015	1,843	
Quarter ending March 2016	1,793	↓
Quarter ending June 2016	1,796	→
Quarter ending September 2016	1,780	→
Quarter ending December 2016	1,703	↓
Variance since December 2015	(7.6%)	↓



ACTIVITY

Cumulative percentage of contracted UDA delivered 2016 & 2017



Month	Adjusted Scheduled Activity (UDA)	
	2016	2017
April	10	-277
May	27	-266
June	324	-222
July	1,482	204
August	2,143	660
September	2,405	1,282
October	3,207	1,909
November	3,998	2,497
December	4,619	2,916
January	4,903	
February	5,669	
March	6,440	
April	6,766	
May	7,475	
June	8,265	

QUALITY

	Quantity	Base Number	Contract	AT	Region	England
% of FP17s for the same patient ID Re-attending within 3 months - Children	74	402	18.4%	12.0%	11.9%	12.4%
% of FP17s for the same patient ID Re-attending within 3 months - Adults	243	1,263	19.2%	15.6%	16.5%	16.6%
% of FP17s for the same patient ID Re-attending between 3 & 9 months - Children	211	402	52.5%	57.2%	60.2%	57.5%
% of FP17s for the same patient ID Re-attending between 3 & 9 months - Adults	497	1,263	39.4%	48.8%	52.0%	50.4%
% of FP17s for Band 1 Urgent Courses	178	1,058	16.8%	9.6%	9.5%	9.1%
% of FP17s Relating to Free Repair or Replacements	0	1,058	0.0%	0.8%	0.7%	0.8%
% of FP17s Relating to Continuations	25	1,058	2.4%	0.9%	1.2%	1.3%
% of Patients satisfied with the dentistry they have received	9	9	N/A	93.5%	92.9%	92.7%
% of Patients satisfied with the time they had to wait for an appointment	9	9	N/A	90.4%	88.8%	88.8%

* This is based on patients treated on this contract for their most recent course of treatment. Figures in italics indicate the base number of FP17s or Patient Questionnaire responses are less than 100. N/A is shown where the base number of responses is less than 10 during the period. % is calculated as Quantity/Base number*100

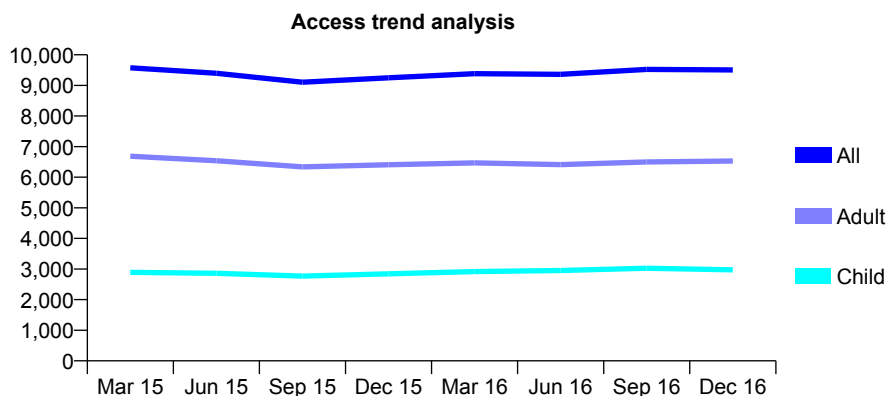
Q69 - Vital Signs At a Glance Contract Report for 133752/0001 - December 2016

Name or company name	Winnersh Dental Practice Ltd
Contract type name	GDS Contract
Purpose of contract	General
Contract start date	05/02/2010
Contract end date	

16/17 Contracted general activity (UDA)	23,809
Carry forward general activity (UDA)	109
16/17 Contracted orthodontic activity (UOA)	0
Carry forward orthodontic activity (UOA)	0
Baseline contract value	£580,401.61

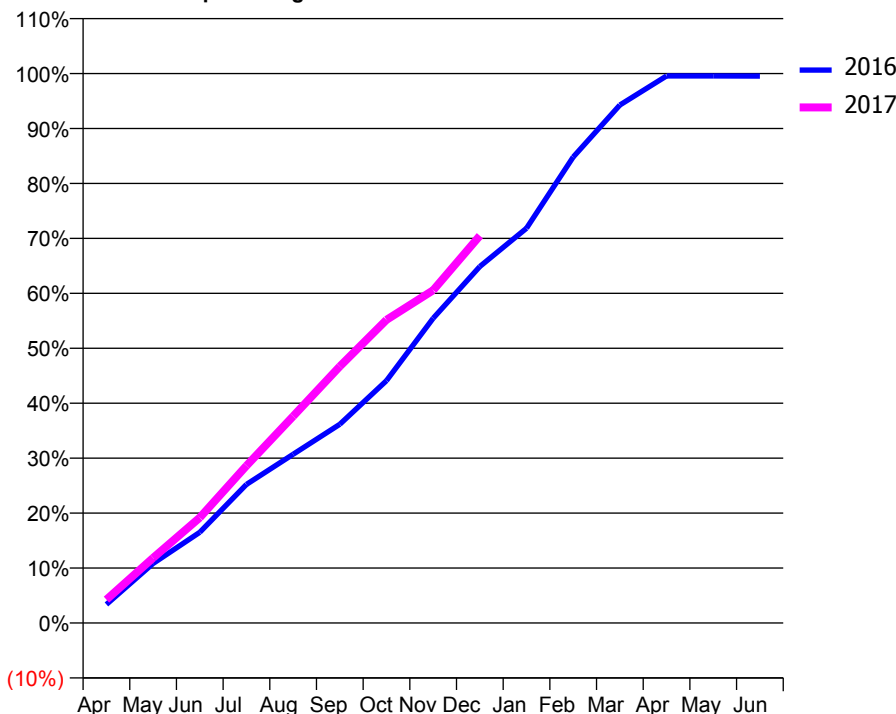
ACCESS*

Patients seen in 24 months	Total	Change since previous quarter
Quarter ending December 2015	9,250	
Quarter ending March 2016	9,385	→
Quarter ending June 2016	9,360	→
Quarter ending September 2016	9,525	→
Quarter ending December 2016	9,504	→
Variance since December 2015	2.7%	↑



ACTIVITY

Cumulative percentage of contracted UDA delivered 2016 & 2017



Month	Adjusted Scheduled Activity (UDA)	
	2016	2017
April	806	1,015
May	2,583	2,824
June	3,930	4,566
July	6,004	6,815
August	7,313	8,956
September	8,611	11,119
October	10,502	13,135
November	13,206	14,420
December	15,446	16,779
January	17,105	
February	20,189	
March	22,444	
April	23,702	
May	23,704	
June	23,700	

QUALITY

	Quantity	Base Number	Contract	AT	Region	England
% of FP17s for the same patient ID Re-attending within 3 months - Children	281	3,297	8.5%	12.0%	11.9%	12.4%
% of FP17s for the same patient ID Re-attending within 3 months - Adults	987	6,156	16.0%	15.6%	16.5%	16.6%
% of FP17s for the same patient ID Re-attending between 3 & 9 months - Children	2,083	3,297	63.2%	57.2%	60.2%	57.5%
% of FP17s for the same patient ID Re-attending between 3 & 9 months - Adults	3,066	6,156	49.8%	48.8%	52.0%	50.4%
% of FP17s for Band 1 Urgent Courses	734	8,312	8.8%	9.6%	9.5%	9.1%
% of FP17s Relating to Free Repair or Replacements	96	8,312	1.2%	0.8%	0.7%	0.8%
% of FP17s Relating to Continuations	48	8,312	0.6%	0.9%	1.2%	1.3%
% of Patients satisfied with the dentistry they have received	12	13	92.3%	93.5%	92.9%	92.7%
% of Patients satisfied with the time they had to wait for an appointment	9	13	69.2%	90.4%	88.8%	88.8%

* This is based on patients treated on this contract for their most recent course of treatment. Figures in italics indicate the base number of FP17s or Patient Questionnaire responses are less than 100. N/A is shown where the base number of responses is less than 10 during the period. % is calculated as Quantity/Base number*100

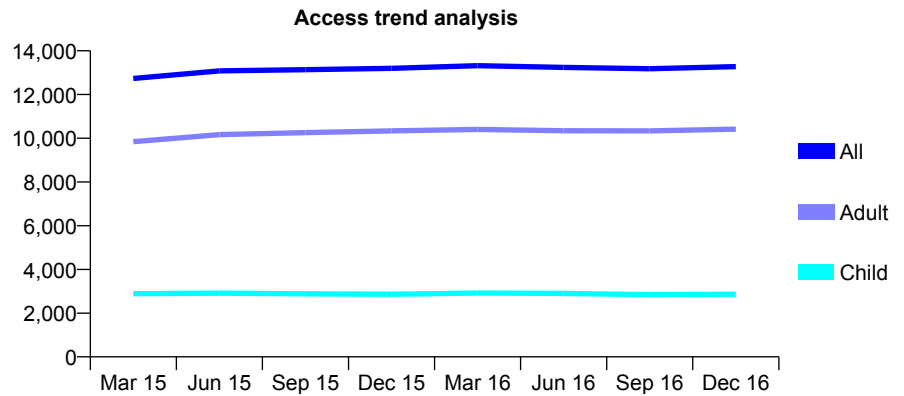
Q69 - Vital Signs At a Glance Contract Report for 134384/0001 - December 2016

Name or company name	Cambridge Street Dental Practice LTD
Contract type name	GDS Contract
Purpose of contract	General
Contract start date	01/05/2013
Contract end date	

16/17 Contracted general activity (UDA)	40,939
Carry forward general activity (UDA)	-268
16/17 Contracted orthodontic activity (UOA)	0
Carry forward orthodontic activity (UOA)	0
Baseline contract value	£987,900.40

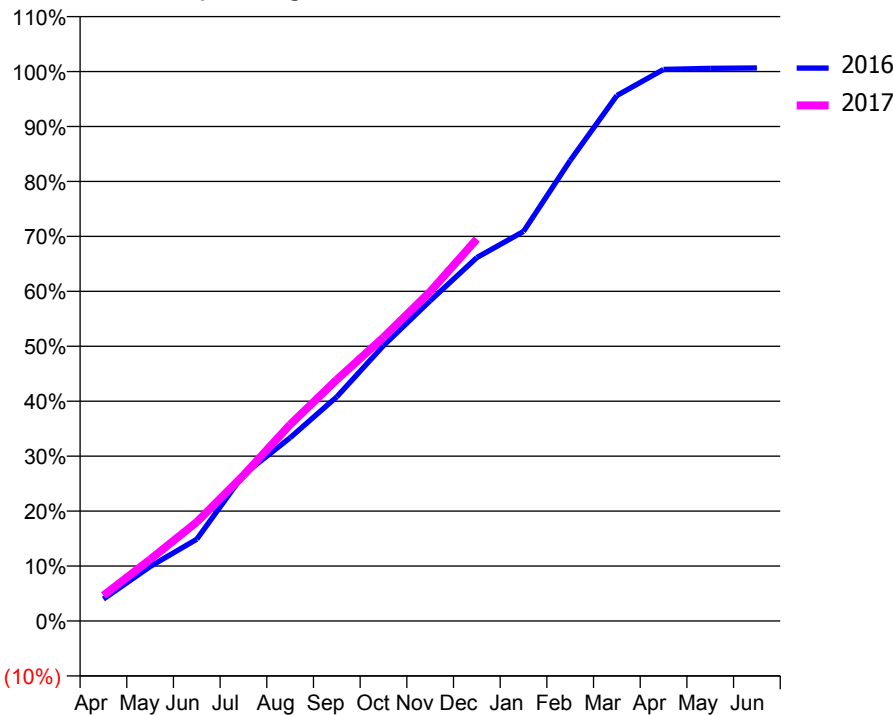
ACCESS*

Patients seen in 24 months	Total	Change since previous quarter
Quarter ending December 2015	13,200	
Quarter ending March 2016	13,320	→
Quarter ending June 2016	13,243	→
Quarter ending September 2016	13,182	→
Quarter ending December 2016	13,279	→
Variance since December 2015	0.6%	→



ACTIVITY

Cumulative percentage of contracted UDA delivered 2016 & 2017



Month	Adjusted Scheduled Activity (UDA)	
	2016	2017
April	1,638	1,901
May	4,061	4,583
June	6,092	7,378
July	10,904	10,851
August	13,658	14,644
September	16,701	17,991
October	20,516	21,134
November	23,855	24,540
December	27,077	28,457
January	29,021	
February	34,313	
March	39,150	
April	41,097	
May	41,174	
June	41,207	

QUALITY

	Quantity	Base Number	Contract	AT	Region	England
% of FP17s for the same patient ID Re-attending within 3 months - Children	314	3,196	9.8%	12.0%	11.9%	12.4%
% of FP17s for the same patient ID Re-attending within 3 months - Adults	1,956	10,682	18.3%	15.6%	16.5%	16.6%
% of FP17s for the same patient ID Re-attending between 3 & 9 months - Children	1,751	3,196	54.8%	57.2%	60.2%	57.5%
% of FP17s for the same patient ID Re-attending between 3 & 9 months - Adults	5,062	10,682	47.4%	48.8%	52.0%	50.4%
% of FP17s for Band 1 Urgent Courses	1,732	13,036	13.3%	9.6%	9.5%	9.1%
% of FP17s Relating to Free Repair or Replacements	175	13,036	1.3%	0.8%	0.7%	0.8%
% of FP17s Relating to Continuations	79	13,036	0.6%	0.9%	1.2%	1.3%
% of Patients satisfied with the dentistry they have received	38	40	95.0%	93.5%	92.9%	92.7%
% of Patients satisfied with the time they had to wait for an appointment	40	40	100.0%	90.4%	88.8%	88.8%

* This is based on patients treated on this contract for their most recent course of treatment. Figures in italics indicate the base number of FP17s or Patient Questionnaire responses are less than 100. N/A is shown where the base number of responses is less than 10 during the period. % is calculated as Quantity/Base number*100

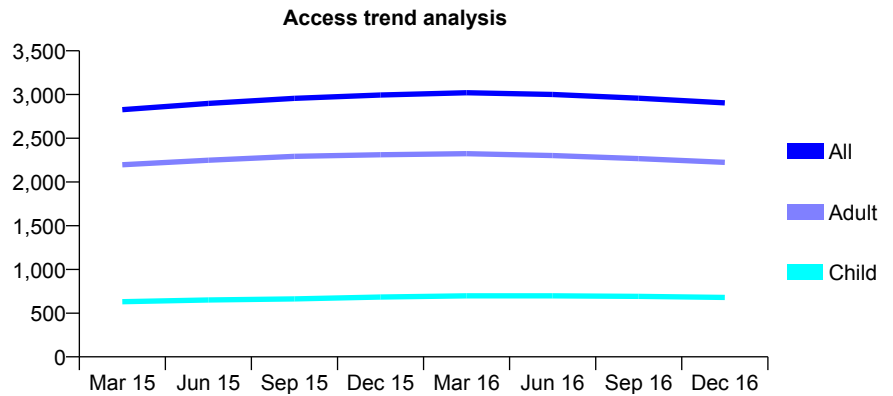
Q69 - Vital Signs At a Glance Contract Report for 136425/0001 - December 2016

Name or company name	Barsar Ltd
Contract type name	GDS Contract
Purpose of contract	General
Contract start date	01/09/2011
Contract end date	

16/17 Contracted general activity (UDA)	7,016
Carry forward general activity (UDA)	236
16/17 Contracted orthodontic activity (UOA)	0
Carry forward orthodontic activity (UOA)	0
Baseline contract value	£146,791.73

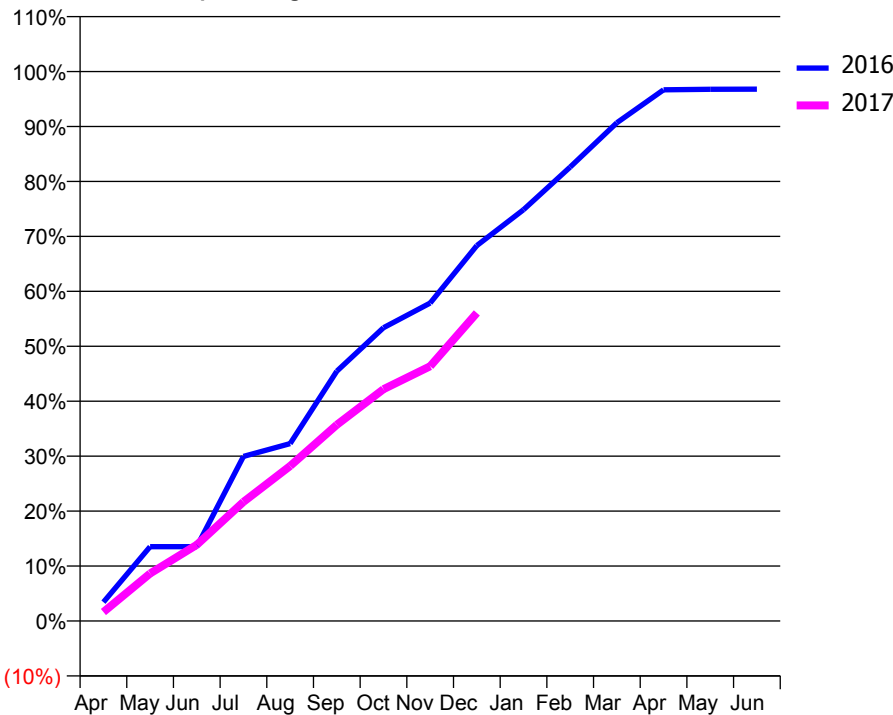
ACCESS*

Patients seen in 24 months	Total	Change since previous quarter
Quarter ending December 2015	2,995	
Quarter ending March 2016	3,021	→
Quarter ending June 2016	3,000	→
Quarter ending September 2016	2,958	↓
Quarter ending December 2016	2,904	↓
Variance since December 2015	(3.0%)	↓



ACTIVITY

Cumulative percentage of contracted UDA delivered 2016 & 2017



Month	Adjusted Scheduled Activity (UDA)	
	2016	2017
April	252	114
May	994	607
June	994	974
July	2,201	1,522
August	2,372	1,978
September	3,340	2,506
October	3,921	2,961
November	4,250	3,252
December	5,020	3,934
January	5,498	
February	6,069	
March	6,661	
April	7,101	
May	7,109	
June	7,110	

QUALITY

	Quantity	Base Number	Contract	AT	Region	England
% of FP17s for the same patient ID Re-attending within 3 months - Children	56	663	8.4%	12.0%	11.9%	12.4%
% of FP17s for the same patient ID Re-attending within 3 months - Adults	397	2,165	18.3%	15.6%	16.5%	16.6%
% of FP17s for the same patient ID Re-attending between 3 & 9 months - Children	310	663	46.8%	57.2%	60.2%	57.5%
% of FP17s for the same patient ID Re-attending between 3 & 9 months - Adults	988	2,165	45.6%	48.8%	52.0%	50.4%
% of FP17s for Band 1 Urgent Courses	290	2,057	14.1%	9.6%	9.5%	9.1%
% of FP17s Relating to Free Repair or Replacements	33	2,057	1.6%	0.8%	0.7%	0.8%
% of FP17s Relating to Continuations	10	2,057	0.5%	0.9%	1.2%	1.3%
% of Patients satisfied with the dentistry they have received	3	4	N/A	93.5%	92.9%	92.7%
% of Patients satisfied with the time they had to wait for an appointment	3	4	N/A	90.4%	88.8%	88.8%

* This is based on patients treated on this contract for their most recent course of treatment. Figures in italics indicate the base number of FP17s or Patient Questionnaire responses are less than 100. N/A is shown where the base number of responses is less than 10 during the period. % is calculated as Quantity/Base number*100

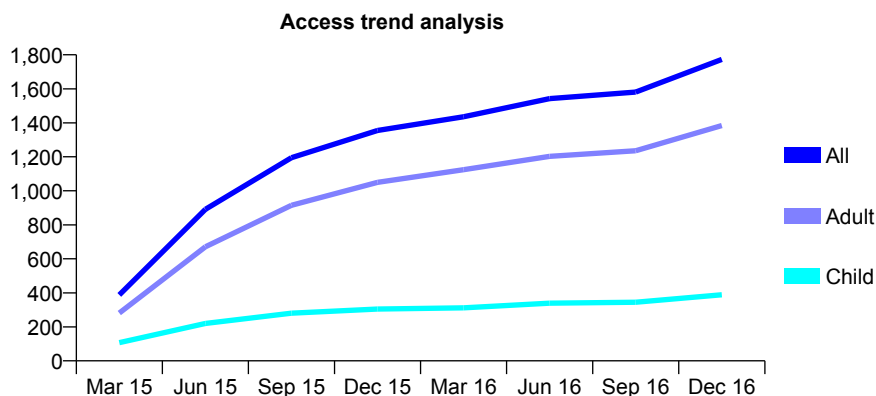
Q69 - Vital Signs At a Glance Contract Report for 136425/0002 - December 2016

Name or company name	Barsar Ltd
Contract type name	GDS Contract
Purpose of contract	General
Contract start date	20/01/2015
Contract end date	

16/17 Contracted general activity (UDA)	4,510
Carry forward general activity (UDA)	110
16/17 Contracted orthodontic activity (UOA)	0
Carry forward orthodontic activity (UOA)	0
Baseline contract value	£95,732.65

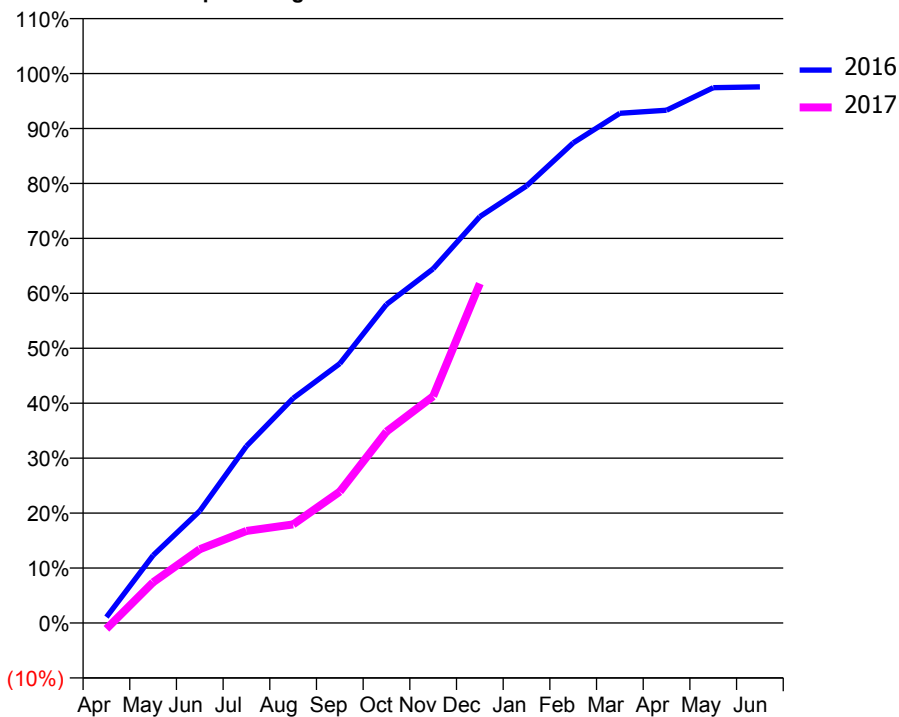
ACCESS*

Patients seen in 24 months	Total	Change since previous quarter
Quarter ending December 2015	1,355	
Quarter ending March 2016	1,436	↑
Quarter ending June 2016	1,542	↑
Quarter ending September 2016	1,581	↑
Quarter ending December 2016	1,773	↑
Variance since December 2015	30.8%	↑



ACTIVITY

Cumulative percentage of contracted UDA delivered 2016 & 2017



Month	Adjusted Scheduled Activity (UDA)	
	2016	2017
April	48	-49
May	555	334
June	920	606
July	1,451	756
August	1,845	809
September	2,129	1,079
October	2,615	1,571
November	2,907	1,861
December	3,336	2,785
January	3,587	
February	3,940	
March	4,183	
April	4,209	
May	4,393	
June	4,400	

QUALITY

	Quantity	Base Number	Contract	AT	Region	England
% of FP17s for the same patient ID Re-attending within 3 months - Children	33	441	7.5%	12.0%	11.9%	12.4%
% of FP17s for the same patient ID Re-attending within 3 months - Adults	168	1,334	12.6%	15.6%	16.5%	16.6%
% of FP17s for the same patient ID Re-attending between 3 & 9 months - Children	253	441	57.4%	57.2%	60.2%	57.5%
% of FP17s for the same patient ID Re-attending between 3 & 9 months - Adults	619	1,334	46.4%	48.8%	52.0%	50.4%
% of FP17s for Band 1 Urgent Courses	237	1,647	14.4%	9.6%	9.5%	9.1%
% of FP17s Relating to Free Repair or Replacements	10	1,647	0.6%	0.8%	0.7%	0.8%
% of FP17s Relating to Continuations	1	1,647	0.1%	0.9%	1.2%	1.3%
% of Patients satisfied with the dentistry they have received	2	2	N/A	93.5%	92.9%	92.7%
% of Patients satisfied with the time they had to wait for an appointment	1	2	N/A	90.4%	88.8%	88.8%

* This is based on patients treated on this contract for their most recent course of treatment. Figures in italics indicate the base number of FP17s or Patient Questionnaire responses are less than 100. N/A is shown where the base number of responses is less than 10 during the period. % is calculated as Quantity/Base number*100

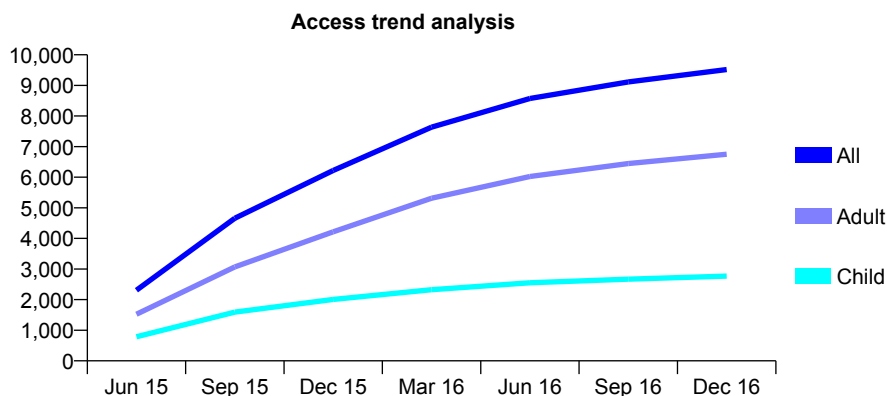
Q69 - Vital Signs At a Glance Contract Report for 137588/0006 - December 2016

Name or company name	Damira Dental Studios Ltd
Contract type name	Pilot Contract
Purpose of contract	General
Contract start date	01/04/2015
Contract end date	

16/17 Contracted general activity (UDA)	46,702
Carry forward general activity (UDA)	0
16/17 Contracted orthodontic activity (UOA)	0
Carry forward orthodontic activity (UOA)	0
Baseline contract value	£1,202,186.18

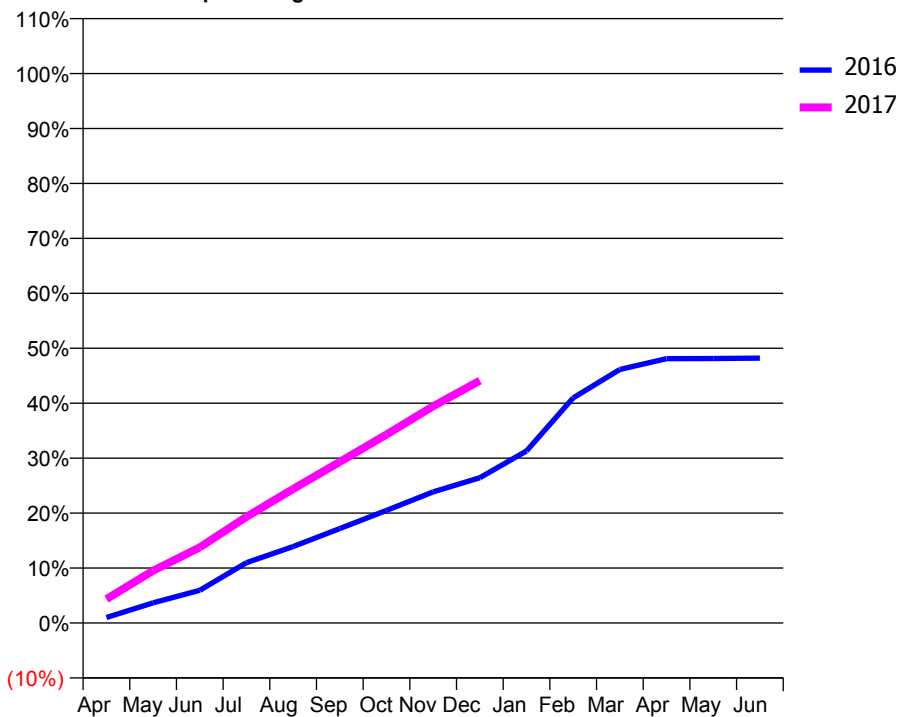
ACCESS*

Patients seen in 24 months	Total	Change since previous quarter
Quarter ending December 2015	6,219	
Quarter ending March 2016	7,636	↑
Quarter ending June 2016	8,573	↑
Quarter ending September 2016	9,114	↑
Quarter ending December 2016	9,520	↑
Variance since December 2015	53.1%	↑



ACTIVITY

Cumulative percentage of contracted UDA delivered 2016 & 2017



Month	Adjusted Scheduled Activity (UDA)	
	2016	2017
April	466	2,029
May	1,721	4,451
June	2,780	6,429
July	5,127	9,024
August	6,502	11,393
September	8,030	13,697
October	9,572	16,018
November	11,150	18,419
December	12,348	20,596
January	14,631	
February	19,137	
March	21,555	
April	22,469	
May	22,484	
June	22,514	

QUALITY

	Quantity	Base Number	Contract	AT	Region	England
% of FP17s for the same patient ID Re-attending within 3 months - Children	270	3,414	7.9%	12.0%	11.9%	12.4%
% of FP17s for the same patient ID Re-attending within 3 months - Adults	1,257	7,248	17.3%	15.6%	16.5%	16.6%
% of FP17s for the same patient ID Re-attending between 3 & 9 months - Children	2,048	3,414	60.0%	57.2%	60.2%	57.5%
% of FP17s for the same patient ID Re-attending between 3 & 9 months - Adults	3,141	7,248	43.3%	48.8%	52.0%	50.4%
% of FP17s for Band 1 Urgent Courses	1,264	10,154	12.4%	9.6%	9.5%	9.1%
% of FP17s Relating to Free Repair or Replacements	94	10,154	0.9%	0.8%	0.7%	0.8%
% of FP17s Relating to Continuations	61	10,154	0.6%	0.9%	1.2%	1.3%
% of Patients satisfied with the dentistry they have received	7	7	N/A	93.5%	92.9%	92.7%
% of Patients satisfied with the time they had to wait for an appointment	5	7	N/A	90.4%	88.8%	88.8%

* This is based on patients treated on this contract for their most recent course of treatment. Figures in italics indicate the base number of FP17s or Patient Questionnaire responses are less than 100. N/A is shown where the base number of responses is less than 10 during the period. % is calculated as Quantity/Base number*100

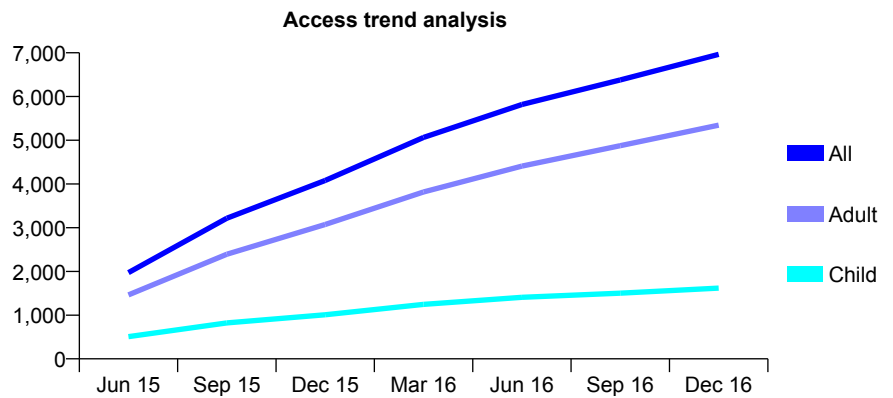
Q69 - Vital Signs At a Glance Contract Report for 137588/0007 - December 2016

Name or company name	Damira Dental Studios Ltd
Contract type name	GDS Contract
Purpose of contract	General
Contract start date	01/04/2015
Contract end date	

16/17 Contracted general activity (UDA)	22,500
Carry forward general activity (UDA)	0
16/17 Contracted orthodontic activity (UOA)	0
Carry forward orthodontic activity (UOA)	0
Baseline contract value	£542,958.81

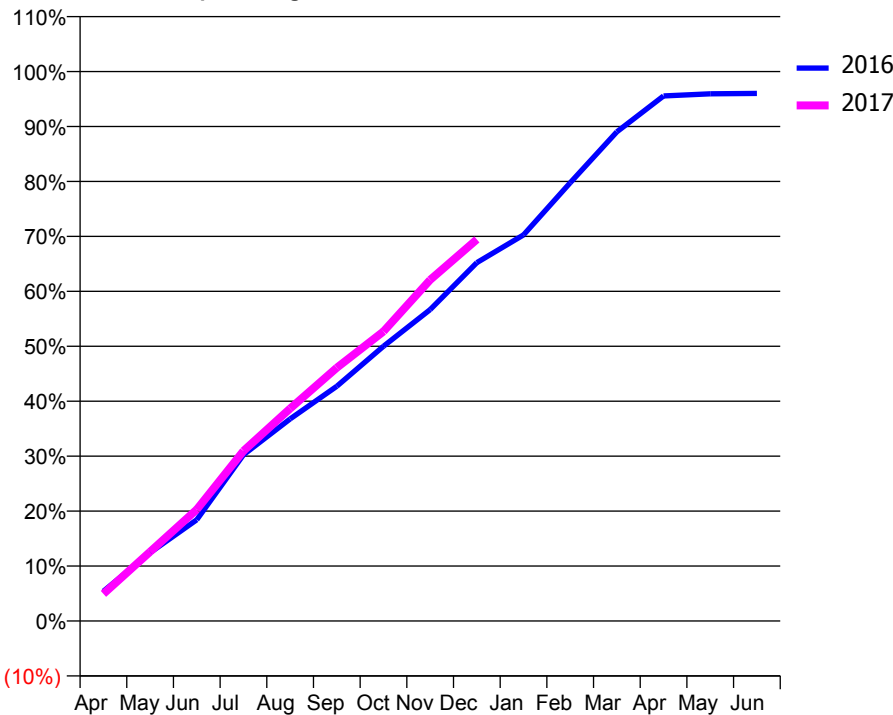
ACCESS*

Patients seen in 24 months	Total	Change since previous quarter
Quarter ending December 2015	4,081	
Quarter ending March 2016	5,065	↑
Quarter ending June 2016	5,819	↑
Quarter ending September 2016	6,378	↑
Quarter ending December 2016	6,965	↑
Variance since December 2015	70.7%	↑



ACTIVITY

Cumulative percentage of contracted UDA delivered 2016 & 2017



Month	Adjusted Scheduled Activity (UDA)	
	2016	2017
April	1,245	1,108
May	2,863	2,834
June	4,237	4,567
July	6,958	6,962
August	8,456	8,701
September	9,825	10,370
October	11,502	11,855
November	13,033	13,972
December	14,996	15,624
January	16,157	
February	18,342	
March	20,475	
April	21,973	
May	22,064	
June	22,081	

QUALITY

	Quantity	Base Number	Contract	AT	Region	England
% of FP17s for the same patient ID Re-attending within 3 months - Children	333	1,936	17.2%	12.0%	11.9%	12.4%
% of FP17s for the same patient ID Re-attending within 3 months - Adults	1,378	5,713	24.1%	15.6%	16.5%	16.6%
% of FP17s for the same patient ID Re-attending between 3 & 9 months - Children	797	1,936	41.2%	57.2%	60.2%	57.5%
% of FP17s for the same patient ID Re-attending between 3 & 9 months - Adults	1,913	5,713	33.5%	48.8%	52.0%	50.4%
% of FP17s for Band 1 Urgent Courses	1,687	6,962	24.2%	9.6%	9.5%	9.1%
% of FP17s Relating to Free Repair or Replacements	41	6,962	0.6%	0.8%	0.7%	0.8%
% of FP17s Relating to Continuations	56	6,962	0.8%	0.9%	1.2%	1.3%
% of Patients satisfied with the dentistry they have received	10	10	100.0%	93.5%	92.9%	92.7%
% of Patients satisfied with the time they had to wait for an appointment	10	10	100.0%	90.4%	88.8%	88.8%

* This is based on patients treated on this contract for their most recent course of treatment. Figures in italics indicate the base number of FP17s or Patient Questionnaire responses are less than 100. N/A is shown where the base number of responses is less than 10 during the period. % is calculated as Quantity/Base number*100

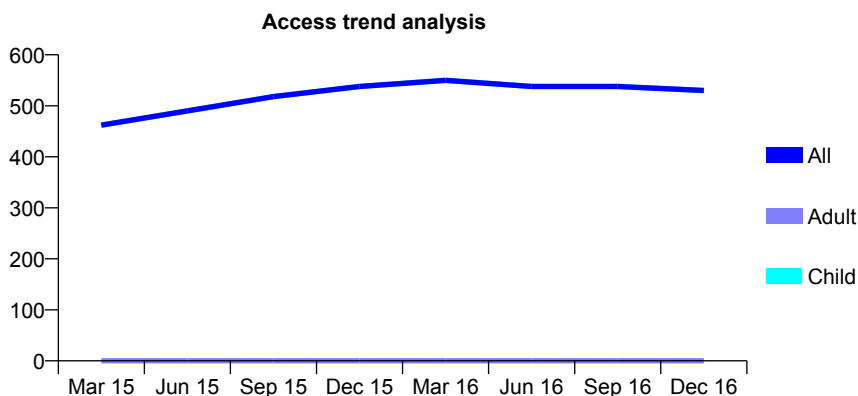
Q69 - Vital Signs At a Glance Contract Report for 138770/0001 - December 2016

Name or company name	Greystone Dental Surgery
Contract type name	GDS Contract
Purpose of contract	General
Contract start date	18/03/2014
Contract end date	

16/17 Contracted general activity (UDA)	963
Carry forward general activity (UDA)	-19
16/17 Contracted orthodontic activity (UOA)	0
Carry forward orthodontic activity (UOA)	0
Baseline contract value	£17,041.33

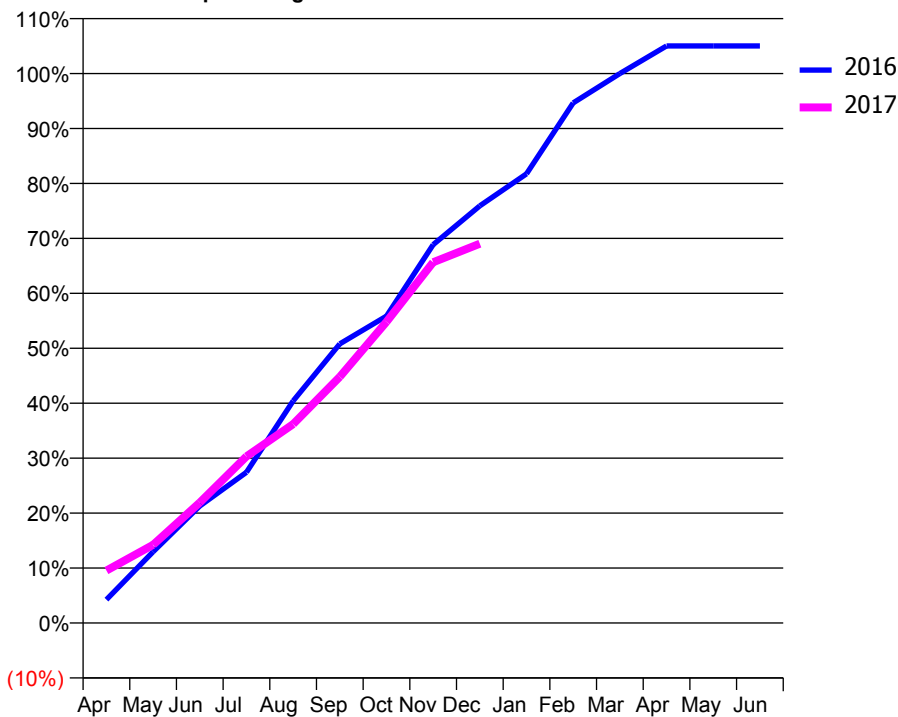
ACCESS*

Patients seen in 24 months	Total	Change since previous quarter
Quarter ending December 2015	538	
Quarter ending March 2016	550	↑
Quarter ending June 2016	538	↓
Quarter ending September 2016	538	→
Quarter ending December 2016	530	↓
Variance since December 2015	(1.5%)	↓



ACTIVITY

Cumulative percentage of contracted UDA delivered 2016 & 2017



Month	Adjusted Scheduled Activity (UDA)	
	2016	2017
April	41	92
May	125	137
June	205	211
July	264	292
August	389	349
September	489	432
October	538	528
November	663	632
December	731	665
January	787	
February	912	
March	963	
April	1,011	
May	1,011	
June	1,011	

QUALITY

	Quantity	Base Number	Contract	AT	Region	England
% of FP17s for the same patient ID Re-attending within 3 months - Children	49	547	9.0%	12.0%	11.9%	12.4%
% of FP17s for the same patient ID Re-attending within 3 months - Adults	0	0	N/A	15.6%	16.5%	16.6%
% of FP17s for the same patient ID Re-attending between 3 & 9 months - Children	319	547	58.3%	57.2%	60.2%	57.5%
% of FP17s for the same patient ID Re-attending between 3 & 9 months - Adults	0	0	N/A	48.8%	52.0%	50.4%
% of FP17s for Band 1 Urgent Courses	14	507	2.8%	9.6%	9.5%	9.1%
% of FP17s Relating to Free Repair or Replacements	0	507	0.0%	0.8%	0.7%	0.8%
% of FP17s Relating to Continuations	16	507	3.2%	0.9%	1.2%	1.3%
% of Patients satisfied with the dentistry they have received	0	0	N/A	93.5%	92.9%	92.7%
% of Patients satisfied with the time they had to wait for an appointment	0	0	N/A	90.4%	88.8%	88.8%

* This is based on patients treated on this contract for their most recent course of treatment. Figures in italics indicate the base number of FP17s or Patient Questionnaire responses are less than 100. N/A is shown where the base number of responses is less than 10 during the period. % is calculated as Quantity/Base number*100

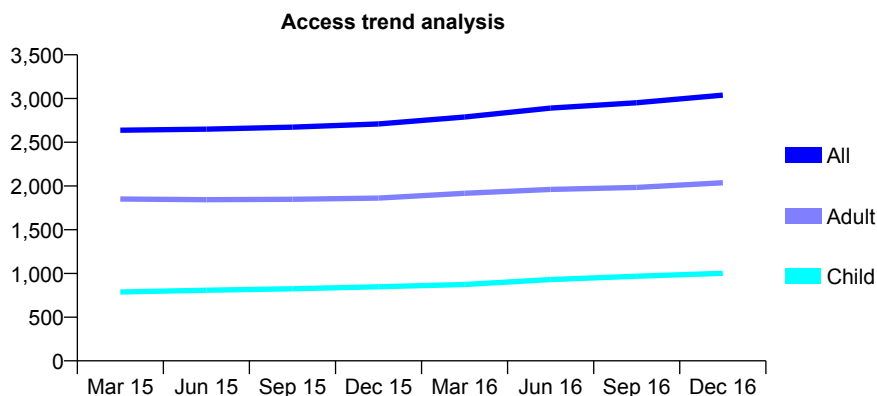
Q69 - Vital Signs At a Glance Contract Report for 139610/0001 - December 2016

Name or company name	OPTIMA CARE (MAIDENHEAD) Ltd
Contract type name	PDS Plus Contract
Purpose of contract	General
Contract start date	01/11/2010
Contract end date	31/10/2017

16/17 Contracted general activity (UDA)	7,000
Carry forward general activity (UDA)	-146
16/17 Contracted orthodontic activity (UOA)	0
Carry forward orthodontic activity (UOA)	0
Baseline contract value	£110,831.21

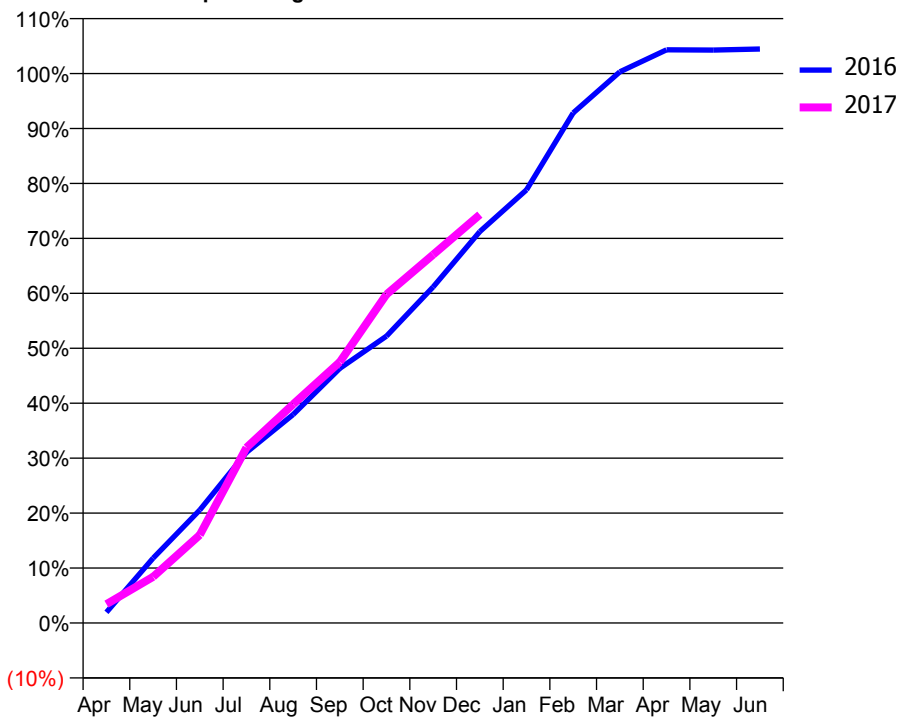
ACCESS*

Patients seen in 24 months	Total	Change since previous quarter
Quarter ending December 2015	2,709	
Quarter ending March 2016	2,789	↑
Quarter ending June 2016	2,890	↑
Quarter ending September 2016	2,952	↑
Quarter ending December 2016	3,038	↑
Variance since December 2015	12.1%	↑



ACTIVITY

Cumulative percentage of contracted UDA delivered 2016 & 2017



Month	Adjusted Scheduled Activity (UDA)	
	2016	2017
April	140	241
May	846	588
June	1,474	1,121
July	2,224	2,235
August	2,718	2,786
September	3,319	3,326
October	3,741	4,186
November	4,383	4,693
December	5,104	5,202
January	5,648	
February	6,651	
March	7,187	
April	7,473	
May	7,471	
June	7,484	

QUALITY

	Quantity	Base Number	Contract	AT	Region	England
% of FP17s for the same patient ID Re-attending within 3 months - Children	64	913	7.0%	12.0%	11.9%	12.4%
% of FP17s for the same patient ID Re-attending within 3 months - Adults	97	1,488	6.5%	15.6%	16.5%	16.6%
% of FP17s for the same patient ID Re-attending between 3 & 9 months - Children	365	913	40.0%	57.2%	60.2%	57.5%
% of FP17s for the same patient ID Re-attending between 3 & 9 months - Adults	521	1,488	35.0%	48.8%	52.0%	50.4%
% of FP17s for Band 1 Urgent Courses	133	2,085	6.4%	9.6%	9.5%	9.1%
% of FP17s Relating to Free Repair or Replacements	3	2,085	0.1%	0.8%	0.7%	0.8%
% of FP17s Relating to Continuations	2	2,085	0.1%	0.9%	1.2%	1.3%
% of Patients satisfied with the dentistry they have received	9	9	N/A	93.5%	92.9%	92.7%
% of Patients satisfied with the time they had to wait for an appointment	9	9	N/A	90.4%	88.8%	88.8%

* This is based on patients treated on this contract for their most recent course of treatment. Figures in italics indicate the base number of FP17s or Patient Questionnaire responses are less than 100. N/A is shown where the base number of responses is less than 10 during the period. % is calculated as Quantity/Base number*100

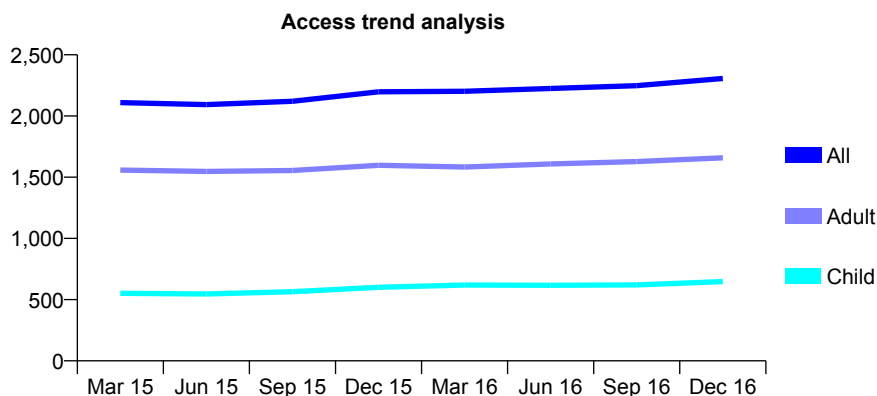
Q69 - Vital Signs At a Glance Contract Report for 139610/0002 - December 2016

Name or company name	OPTIMA CARE (MAIDENHEAD) Ltd
Contract type name	GDS Contract
Purpose of contract	General
Contract start date	24/09/2012
Contract end date	

16/17 Contracted general activity (UDA)	4,658
Carry forward general activity (UDA)	-97
16/17 Contracted orthodontic activity (UOA)	0
Carry forward orthodontic activity (UOA)	0
Baseline contract value	£106,425.96

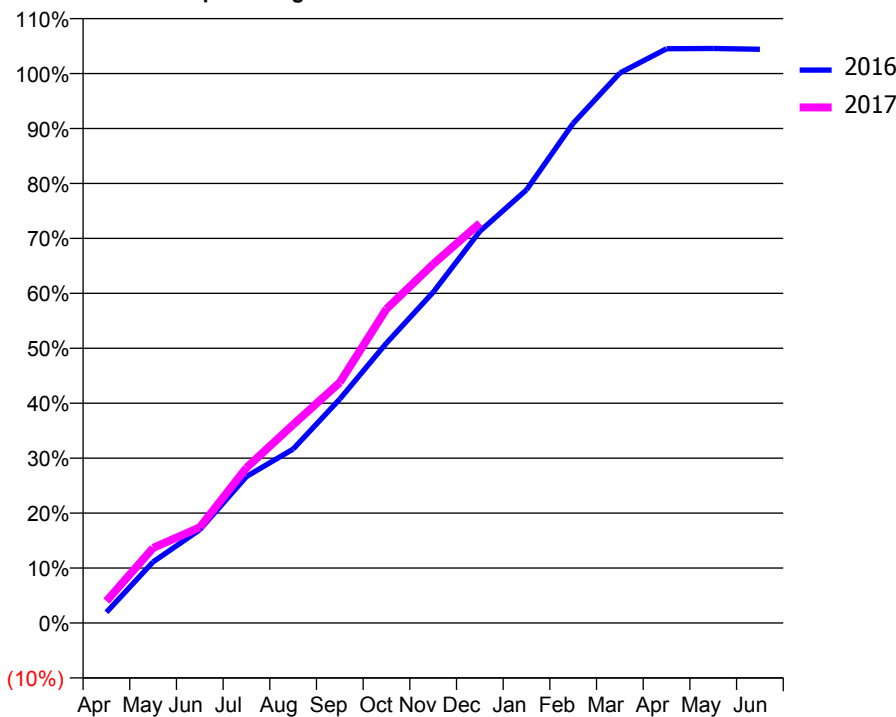
ACCESS*

Patients seen in 24 months	Total	Change since previous quarter
Quarter ending December 2015	2,198	
Quarter ending March 2016	2,202	→
Quarter ending June 2016	2,225	→
Quarter ending September 2016	2,248	→
Quarter ending December 2016	2,307	↑
Variance since December 2015	5.0%	↑



ACTIVITY

Cumulative percentage of contracted UDA delivered 2016 & 2017



Month	Adjusted Scheduled Activity (UDA)	
	2016	2017
April	93	186
May	530	637
June	809	811
July	1,271	1,317
August	1,509	1,682
September	1,943	2,040
October	2,429	2,663
November	2,869	3,043
December	3,398	3,389
January	3,758	
February	4,335	
March	4,771	
April	4,982	
May	4,984	
June	4,977	

QUALITY

	Quantity	Base Number	Contract	AT	Region	England
% of FP17s for the same patient ID Re-attending within 3 months - Children	32	584	5.5%	12.0%	11.9%	12.4%
% of FP17s for the same patient ID Re-attending within 3 months - Adults	167	1,363	12.3%	15.6%	16.5%	16.6%
% of FP17s for the same patient ID Re-attending between 3 & 9 months - Children	290	584	49.7%	57.2%	60.2%	57.5%
% of FP17s for the same patient ID Re-attending between 3 & 9 months - Adults	516	1,363	37.9%	48.8%	52.0%	50.4%
% of FP17s for Band 1 Urgent Courses	146	1,385	10.5%	9.6%	9.5%	9.1%
% of FP17s Relating to Free Repair or Replacements	1	1,385	0.1%	0.8%	0.7%	0.8%
% of FP17s Relating to Continuations	6	1,385	0.4%	0.9%	1.2%	1.3%
% of Patients satisfied with the dentistry they have received	7	9	N/A	93.5%	92.9%	92.7%
% of Patients satisfied with the time they had to wait for an appointment	8	9	N/A	90.4%	88.8%	88.8%

* This is based on patients treated on this contract for their most recent course of treatment. Figures in italics indicate the base number of FP17s or Patient Questionnaire responses are less than 100. N/A is shown where the base number of responses is less than 10 during the period. % is calculated as Quantity/Base number*100

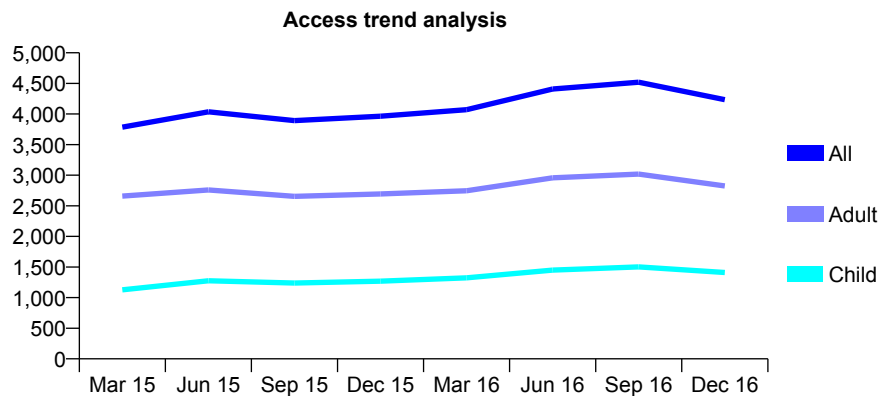
Q69 - Vital Signs At a Glance Contract Report for 139777/0001 - December 2016

Name or company name	Alluradent Ltd
Contract type name	GDS Contract
Purpose of contract	General
Contract start date	01/12/2010
Contract end date	

16/17 Contracted general activity (UDA)	6,996
Carry forward general activity (UDA)	123
16/17 Contracted orthodontic activity (UOA)	0
Carry forward orthodontic activity (UOA)	0
Baseline contract value	£159,352.71

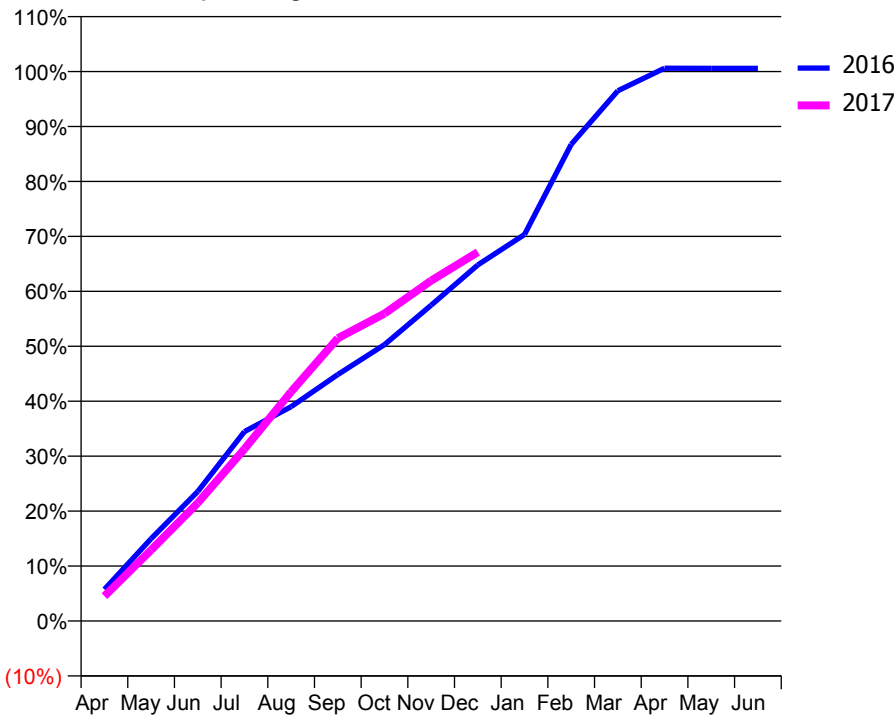
ACCESS*

Patients seen in 24 months	Total	Change since previous quarter
Quarter ending December 2015	3,964	
Quarter ending March 2016	4,070	↑
Quarter ending June 2016	4,408	↑
Quarter ending September 2016	4,520	↑
Quarter ending December 2016	4,235	↓
Variance since December 2015	6.8%	↑



ACTIVITY

Cumulative percentage of contracted UDA delivered 2016 & 2017



Month	Adjusted Scheduled Activity (UDA)	
	2016	2017
April	413	317
May	1,074	903
June	1,688	1,503
July	2,468	2,192
August	2,792	2,919
September	3,211	3,600
October	3,602	3,914
November	4,116	4,334
December	4,640	4,697
January	5,036	
February	6,210	
March	6,910	
April	7,204	
May	7,201	
June	7,201	

QUALITY

	Quantity	Base Number	Contract	AT	Region	England
% of FP17s for the same patient ID Re-attending within 3 months - Children	94	1,301	7.2%	12.0%	11.9%	12.4%
% of FP17s for the same patient ID Re-attending within 3 months - Adults	319	2,101	15.2%	15.6%	16.5%	16.6%
% of FP17s for the same patient ID Re-attending between 3 & 9 months - Children	397	1,301	30.5%	57.2%	60.2%	57.5%
% of FP17s for the same patient ID Re-attending between 3 & 9 months - Adults	583	2,101	27.7%	48.8%	52.0%	50.4%
% of FP17s for Band 1 Urgent Courses	358	2,535	14.1%	9.6%	9.5%	9.1%
% of FP17s Relating to Free Repair or Replacements	20	2,535	0.8%	0.8%	0.7%	0.8%
% of FP17s Relating to Continuations	20	2,535	0.8%	0.9%	1.2%	1.3%
% of Patients satisfied with the dentistry they have received	6	8	N/A	93.5%	92.9%	92.7%
% of Patients satisfied with the time they had to wait for an appointment	6	8	N/A	90.4%	88.8%	88.8%

* This is based on patients treated on this contract for their most recent course of treatment. Figures in italics indicate the base number of FP17s or Patient Questionnaire responses are less than 100. N/A is shown where the base number of responses is less than 10 during the period. % is calculated as Quantity/Base number*100

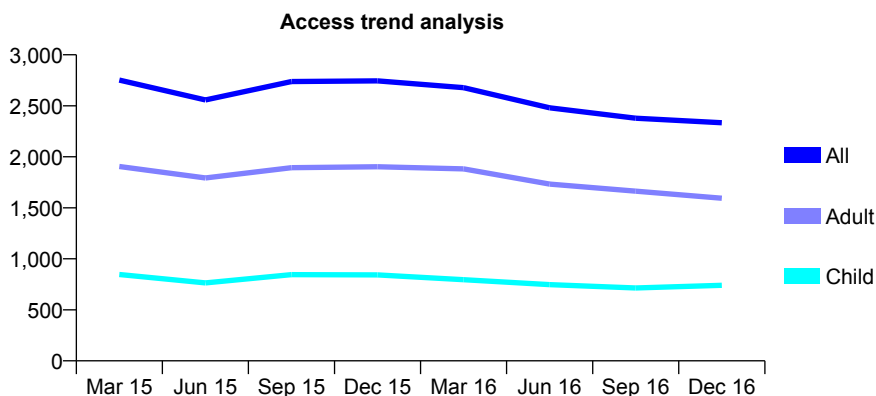
Q69 - Vital Signs At a Glance Contract Report for 139777/0002 - December 2016

Name or company name	Alluradent Ltd
Contract type name	GDS Contract
Purpose of contract	General
Contract start date	01/12/2010
Contract end date	

16/17 Contracted general activity (UDA)	6,300
Carry forward general activity (UDA)	180
16/17 Contracted orthodontic activity (UOA)	0
Carry forward orthodontic activity (UOA)	0
Baseline contract value	£143,241.72

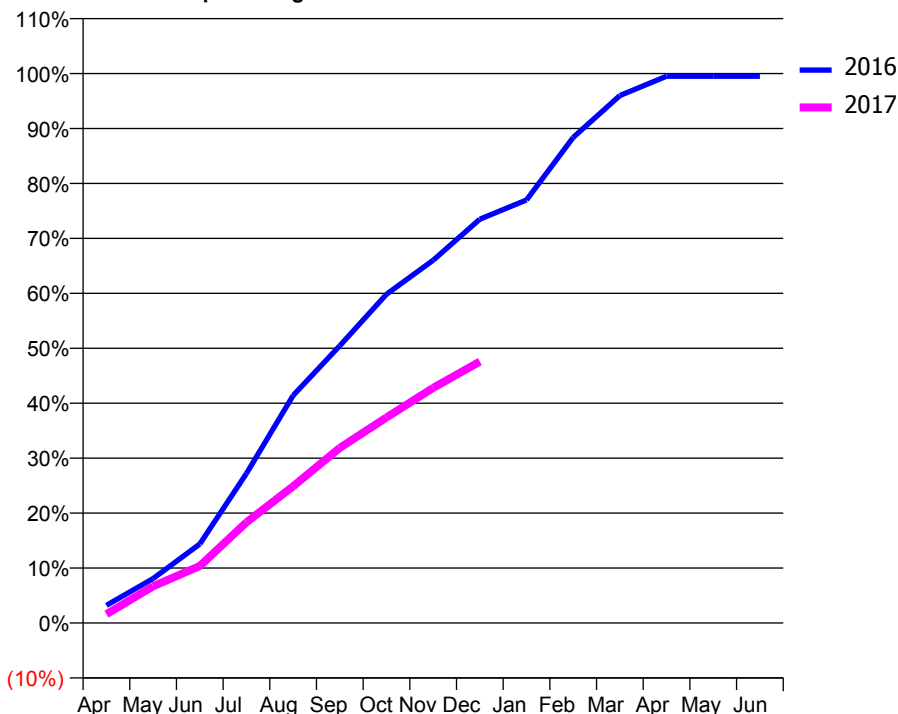
ACCESS*

Patients seen in 24 months	Total	Change since previous quarter
Quarter ending December 2015	2,745	
Quarter ending March 2016	2,678	↓
Quarter ending June 2016	2,480	↓
Quarter ending September 2016	2,378	↓
Quarter ending December 2016	2,334	↓
Variance since December 2015	(15.0%)	↓



ACTIVITY

Cumulative percentage of contracted UDA delivered 2016 & 2017



Adjusted Scheduled Activity (UDA)

Month	2016	2017
April	208	101
May	523	421
June	927	653
July	1,755	1,156
August	2,670	1,568
September	3,255	2,009
October	3,858	2,356
November	4,256	2,695
December	4,739	2,998
January	4,964	
February	5,698	
March	6,190	
April	6,416	
May	6,416	
June	6,416	

QUALITY

	Quantity	Base Number	Contract	AT	Region	England
% of FP17s for the same patient ID Re-attending within 3 months - Children	24	610	3.9%	12.0%	11.9%	12.4%
% of FP17s for the same patient ID Re-attending within 3 months - Adults	98	1,176	8.3%	15.6%	16.5%	16.6%
% of FP17s for the same patient ID Re-attending between 3 & 9 months - Children	215	610	35.2%	57.2%	60.2%	57.5%
% of FP17s for the same patient ID Re-attending between 3 & 9 months - Adults	428	1,176	36.4%	48.8%	52.0%	50.4%
% of FP17s for Band 1 Urgent Courses	270	1,681	16.1%	9.6%	9.5%	9.1%
% of FP17s Relating to Free Repair or Replacements	14	1,681	0.8%	0.8%	0.7%	0.8%
% of FP17s Relating to Continuations	7	1,681	0.4%	0.9%	1.2%	1.3%
% of Patients satisfied with the dentistry they have received	4	4	N/A	93.5%	92.9%	92.7%
% of Patients satisfied with the time they had to wait for an appointment	3	4	N/A	90.4%	88.8%	88.8%

* This is based on patients treated on this contract for their most recent course of treatment. Figures in italics indicate the base number of FP17s or Patient Questionnaire responses are less than 100. N/A is shown where the base number of responses is less than 10 during the period. % is calculated as Quantity/Base number*100

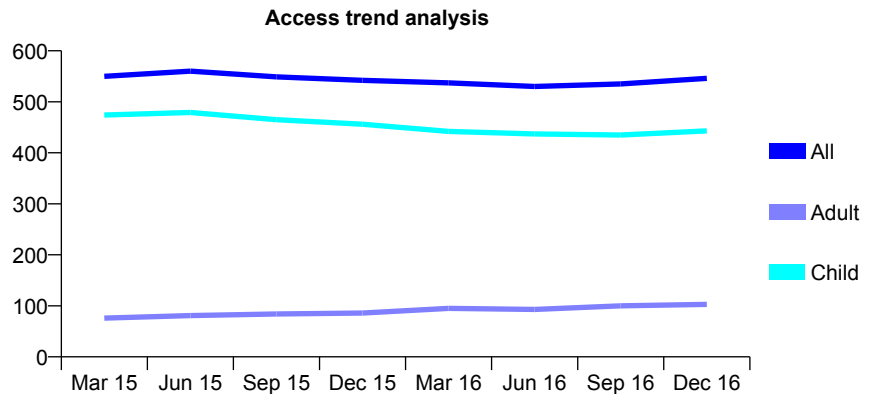
Q69 - Vital Signs At a Glance Contract Report for 139831/0001 - December 2016

Name or company name	High Street Dental Practice (Pangbourne) L
Contract type name	GDS Contract
Purpose of contract	General
Contract start date	01/08/2010
Contract end date	

16/17 Contracted general activity (UDA)	940
Carry forward general activity (UDA)	-5
16/17 Contracted orthodontic activity (UOA)	0
Carry forward orthodontic activity (UOA)	0
Baseline contract value	£17,151.65

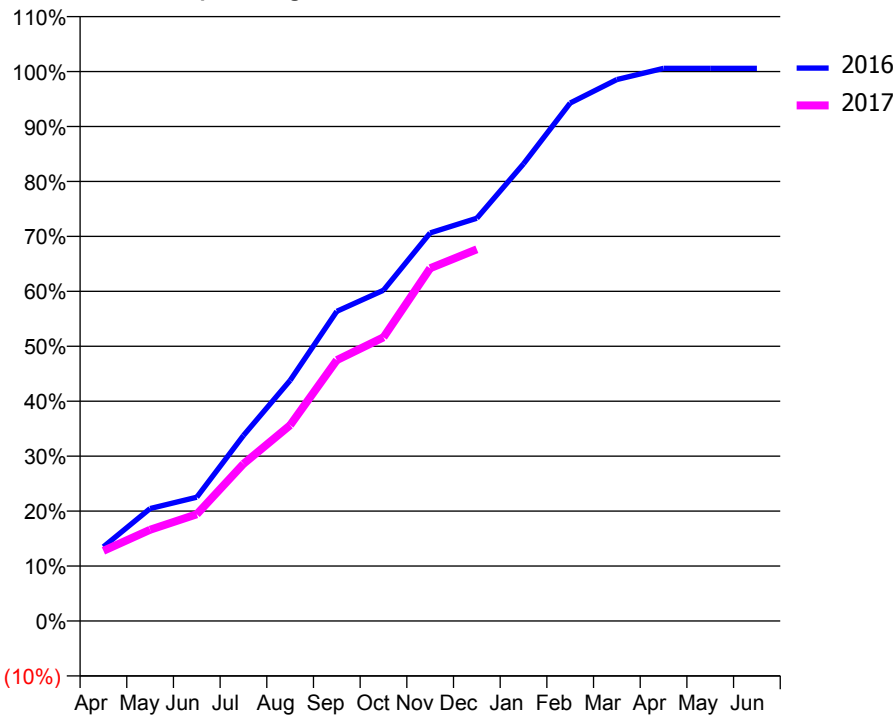
ACCESS*

Patients seen in 24 months	Total	Change since previous quarter
Quarter ending December 2015	542	
Quarter ending March 2016	537	→
Quarter ending June 2016	530	↓
Quarter ending September 2016	535	→
Quarter ending December 2016	546	↑
Variance since December 2015	0.7%	→



ACTIVITY

Cumulative percentage of contracted UDA delivered 2016 & 2017



Month	Adjusted Scheduled Activity (UDA)	
	2016	2017
April	127	120
May	192	156
June	212	183
July	317	269
August	412	335
September	530	446
October	566	485
November	664	603
December	689	636
January	782	
February	886	
March	926	
April	945	
May	945	
June	945	

QUALITY

	Quantity	Base Number	Contract	AT	Region	England
% of FP17s for the same patient ID Re-attending within 3 months - Children	22	493	4.5%	12.0%	11.9%	12.4%
% of FP17s for the same patient ID Re-attending within 3 months - Adults	3	67	4.5%	15.6%	16.5%	16.6%
% of FP17s for the same patient ID Re-attending between 3 & 9 months - Children	295	493	59.8%	57.2%	60.2%	57.5%
% of FP17s for the same patient ID Re-attending between 3 & 9 months - Adults	36	67	53.7%	48.8%	52.0%	50.4%
% of FP17s for Band 1 Urgent Courses	9	543	1.7%	9.6%	9.5%	9.1%
% of FP17s Relating to Free Repair or Replacements	0	543	0.0%	0.8%	0.7%	0.8%
% of FP17s Relating to Continuations	0	543	0.0%	0.9%	1.2%	1.3%
% of Patients satisfied with the dentistry they have received	0	0	N/A	93.5%	92.9%	92.7%
% of Patients satisfied with the time they had to wait for an appointment	0	0	N/A	90.4%	88.8%	88.8%

* This is based on patients treated on this contract for their most recent course of treatment. Figures in italics indicate the base number of FP17s or Patient Questionnaire responses are less than 100. N/A is shown where the base number of responses is less than 10 during the period. % is calculated as Quantity/Base number*100

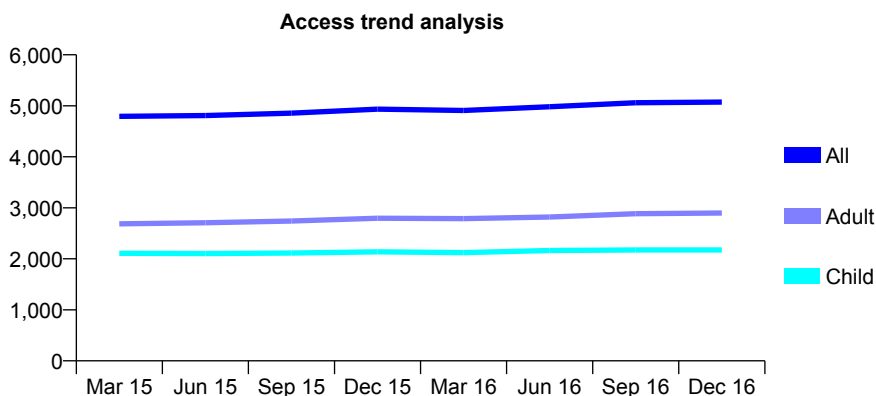
Q69 - Vital Signs At a Glance Contract Report for 140694/0001 - December 2016

Name or company name	Abbey D. Surgery Ltd
Contract type name	GDS Contract
Purpose of contract	General
Contract start date	01/04/2008
Contract end date	

16/17 Contracted general activity (UDA)	15,878
Carry forward general activity (UDA)	109
16/17 Contracted orthodontic activity (UOA)	0
Carry forward orthodontic activity (UOA)	0
Baseline contract value	£430,830.29

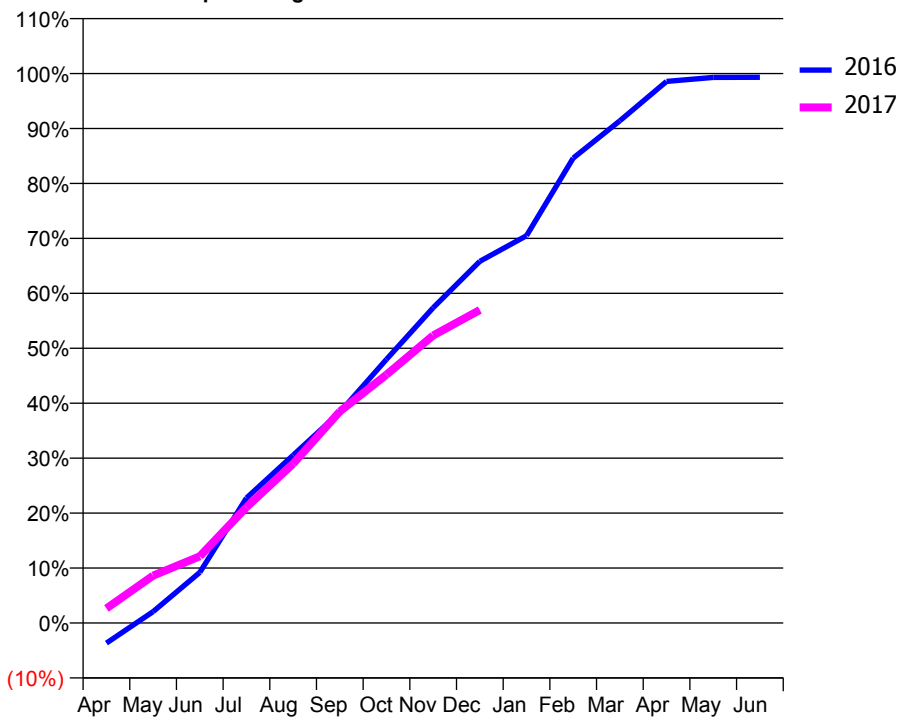
ACCESS*

Patients seen in 24 months	Total	Change since previous quarter
Quarter ending December 2015	4,934	
Quarter ending March 2016	4,909	→
Quarter ending June 2016	4,982	→
Quarter ending September 2016	5,059	→
Quarter ending December 2016	5,074	→
Variance since December 2015	2.8%	↑



ACTIVITY

Cumulative percentage of contracted UDA delivered 2016 & 2017



Month	Adjusted Scheduled Activity (UDA)	
	2016	2017
April	-582	421
May	329	1,368
June	1,464	1,928
July	3,612	3,345
August	4,847	4,602
September	6,090	6,112
October	7,620	7,178
November	9,111	8,310
December	10,451	9,047
January	11,190	
February	13,434	
March	14,512	
April	15,648	
May	15,766	
June	15,769	

QUALITY

	Quantity	Base Number	Contract	AT	Region	England
% of FP17s for the same patient ID Re-attending within 3 months - Children	261	1,940	13.5%	12.0%	11.9%	12.4%
% of FP17s for the same patient ID Re-attending within 3 months - Adults	549	2,124	25.8%	15.6%	16.5%	16.6%
% of FP17s for the same patient ID Re-attending between 3 & 9 months - Children	635	1,940	32.7%	57.2%	60.2%	57.5%
% of FP17s for the same patient ID Re-attending between 3 & 9 months - Adults	493	2,124	23.2%	48.8%	52.0%	50.4%
% of FP17s for Band 1 Urgent Courses	578	3,090	18.7%	9.6%	9.5%	9.1%
% of FP17s Relating to Free Repair or Replacements	19	3,090	0.6%	0.8%	0.7%	0.8%
% of FP17s Relating to Continuations	55	3,090	1.8%	0.9%	1.2%	1.3%
% of Patients satisfied with the dentistry they have received	3	4	N/A	93.5%	92.9%	92.7%
% of Patients satisfied with the time they had to wait for an appointment	3	4	N/A	90.4%	88.8%	88.8%

* This is based on patients treated on this contract for their most recent course of treatment. Figures in italics indicate the base number of FP17s or Patient Questionnaire responses are less than 100. N/A is shown where the base number of responses is less than 10 during the period. % is calculated as Quantity/Base number*100

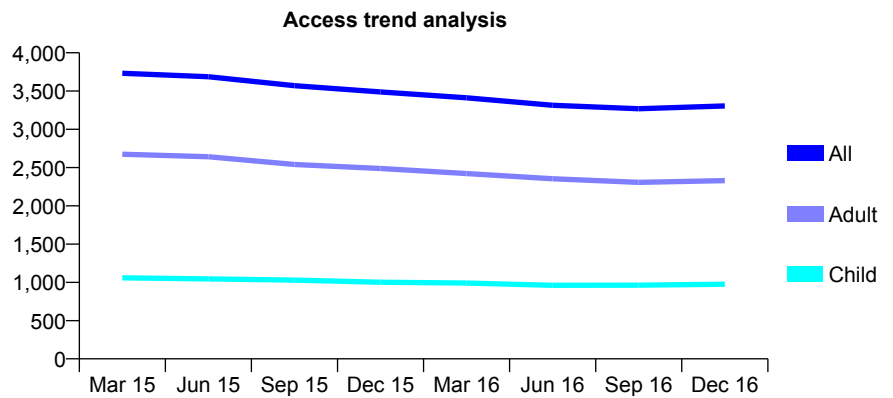
Q69 - Vital Signs At a Glance Contract Report for 142379/0001 - December 2016

Name or company name	Bicester Dental Care
Contract type name	GDS Contract
Purpose of contract	General
Contract start date	01/10/2011
Contract end date	

16/17 Contracted general activity (UDA)	15,694
Carry forward general activity (UDA)	-123
16/17 Contracted orthodontic activity (UOA)	0
Carry forward orthodontic activity (UOA)	0
Baseline contract value	£400,356.74

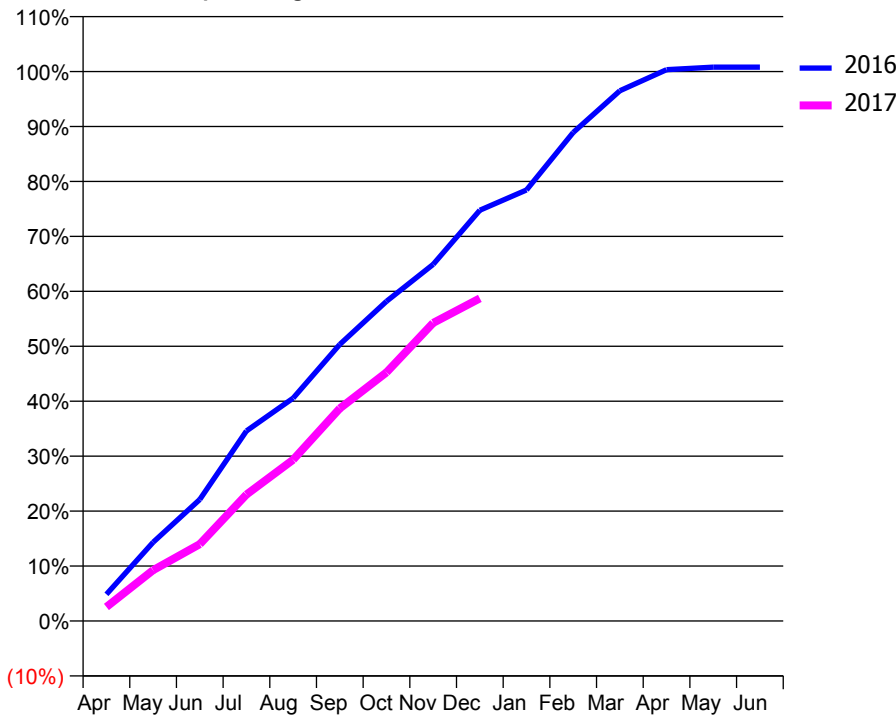
ACCESS*

Patients seen in 24 months	Total	Change since previous quarter
Quarter ending December 2015	3,489	
Quarter ending March 2016	3,412	↓
Quarter ending June 2016	3,315	↓
Quarter ending September 2016	3,269	↓
Quarter ending December 2016	3,305	→
Variance since December 2015	(5.3%)	↓



ACTIVITY

Cumulative percentage of contracted UDA delivered 2016 & 2017



Month	Adjusted Scheduled Activity (UDA)	
	2016	2017
April	765	403
May	2,247	1,453
June	3,472	2,194
July	5,428	3,613
August	6,366	4,608
September	7,902	6,073
October	9,132	7,101
November	10,186	8,515
December	11,732	9,213
January	12,312	
February	13,953	
March	15,145	
April	15,746	
May	15,819	
June	15,818	

QUALITY

	Quantity	Base Number	Contract	AT	Region	England
% of FP17s for the same patient ID Re-attending within 3 months - Children	37	1,114	3.3%	12.0%	11.9%	12.4%
% of FP17s for the same patient ID Re-attending within 3 months - Adults	308	2,446	12.6%	15.6%	16.5%	16.6%
% of FP17s for the same patient ID Re-attending between 3 & 9 months - Children	767	1,114	68.9%	57.2%	60.2%	57.5%
% of FP17s for the same patient ID Re-attending between 3 & 9 months - Adults	1,433	2,446	58.6%	48.8%	52.0%	50.4%
% of FP17s for Band 1 Urgent Courses	227	3,289	6.9%	9.6%	9.5%	9.1%
% of FP17s Relating to Free Repair or Replacements	20	3,289	0.6%	0.8%	0.7%	0.8%
% of FP17s Relating to Continuations	19	3,289	0.6%	0.9%	1.2%	1.3%
% of Patients satisfied with the dentistry they have received	7	7	N/A	93.5%	92.9%	92.7%
% of Patients satisfied with the time they had to wait for an appointment	7	7	N/A	90.4%	88.8%	88.8%

* This is based on patients treated on this contract for their most recent course of treatment. Figures in italics indicate the base number of FP17s or Patient Questionnaire responses are less than 100. N/A is shown where the base number of responses is less than 10 during the period. % is calculated as Quantity/Base number*100

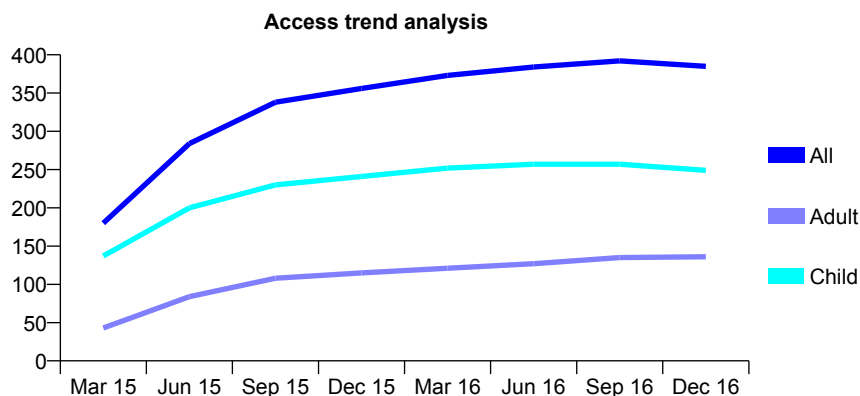
Q69 - Vital Signs At a Glance Contract Report for 143073/0001 - December 2016

Name or company name	MARKET SQUARE DENTAL PRACTICE P
Contract type name	GDS Contract
Purpose of contract	General
Contract start date	03/11/2014
Contract end date	

16/17 Contracted general activity (UDA)	648
Carry forward general activity (UDA)	-13
16/17 Contracted orthodontic activity (UOA)	0
Carry forward orthodontic activity (UOA)	0
Baseline contract value	£16,873.49

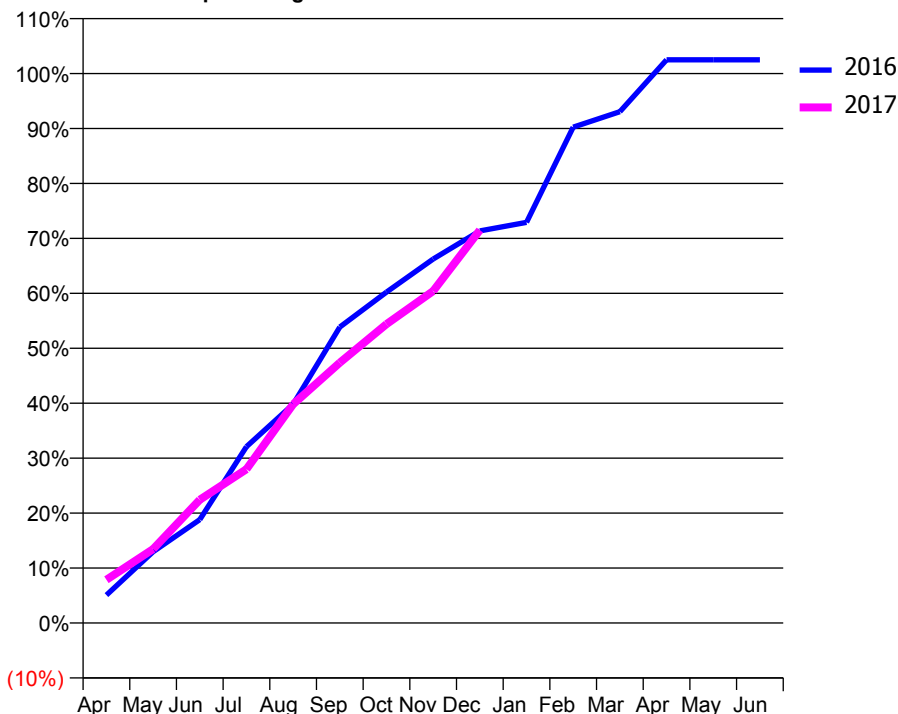
ACCESS*

Patients seen in 24 months	Total	Change since previous quarter
Quarter ending December 2015	356	
Quarter ending March 2016	373	↑
Quarter ending June 2016	384	↑
Quarter ending September 2016	392	↑
Quarter ending December 2016	385	↓
Variance since December 2015	8.1%	↑



ACTIVITY

Cumulative percentage of contracted UDA delivered 2016 & 2017



Month	Adjusted Scheduled Activity (UDA)	
	2016	2017
April	33	51
May	84	87
June	122	145
July	208	181
August	258	258
September	349	307
October	390	352
November	429	391
December	462	463
January	472	
February	585	
March	603	
April	664	
May	664	
June	664	

QUALITY

	Quantity	Base Number	Contract	AT	Region	England
% of FP17s for the same patient ID Re-attending within 3 months - Children	16	275	5.8%	12.0%	11.9%	12.4%
% of FP17s for the same patient ID Re-attending within 3 months - Adults	5	89	5.6%	15.6%	16.5%	16.6%
% of FP17s for the same patient ID Re-attending between 3 & 9 months - Children	138	275	50.2%	57.2%	60.2%	57.5%
% of FP17s for the same patient ID Re-attending between 3 & 9 months - Adults	39	89	43.8%	48.8%	52.0%	50.4%
% of FP17s for Band 1 Urgent Courses	7	321	2.2%	9.6%	9.5%	9.1%
% of FP17s Relating to Free Repair or Replacements	0	321	0.0%	0.8%	0.7%	0.8%
% of FP17s Relating to Continuations	8	321	2.5%	0.9%	1.2%	1.3%
% of Patients satisfied with the dentistry they have received	0	0	N/A	93.5%	92.9%	92.7%
% of Patients satisfied with the time they had to wait for an appointment	0	0	N/A	90.4%	88.8%	88.8%

* This is based on patients treated on this contract for their most recent course of treatment. Figures in italics indicate the base number of FP17s or Patient Questionnaire responses are less than 100. N/A is shown where the base number of responses is less than 10 during the period. % is calculated as Quantity/Base number*100

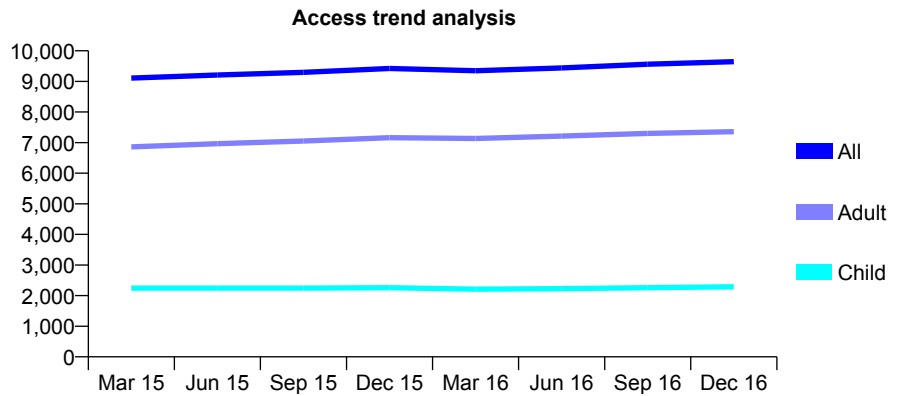
Q69 - Vital Signs At a Glance Contract Report for 143367/0001 - December 2016

Name or company name	Bloxdent Ltd
Contract type name	GDS Contract
Purpose of contract	General
Contract start date	01/01/2010
Contract end date	

16/17 Contracted general activity (UDA)	25,812
Carry forward general activity (UDA)	-366
16/17 Contracted orthodontic activity (UOA)	0
Carry forward orthodontic activity (UOA)	0
Baseline contract value	£649,226.26

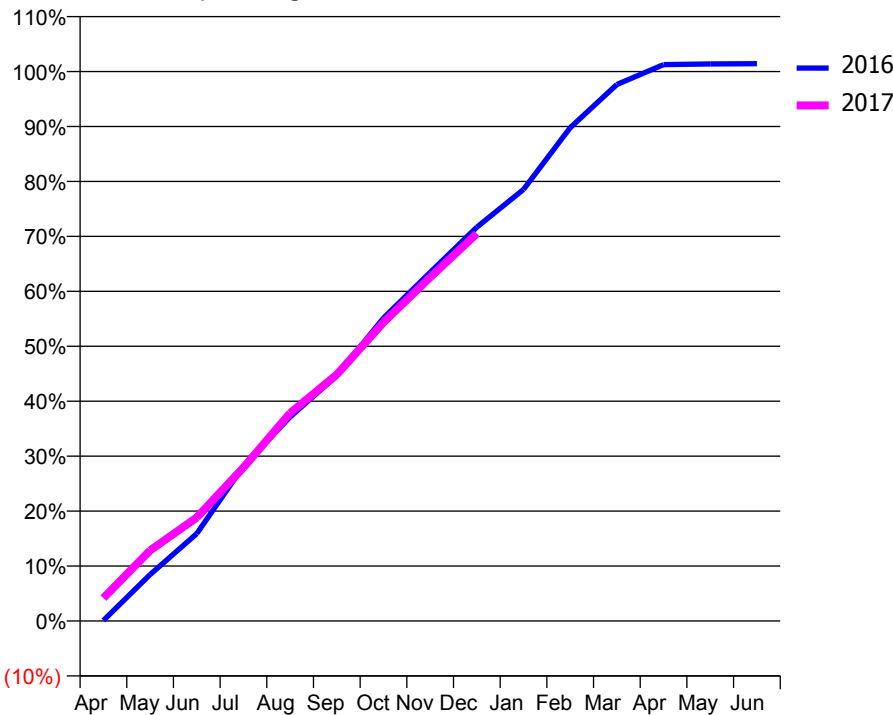
ACCESS*

Patients seen in 24 months	Total	Change since previous quarter
Quarter ending December 2015	9,424	
Quarter ending March 2016	9,347	→
Quarter ending June 2016	9,441	→
Quarter ending September 2016	9,560	→
Quarter ending December 2016	9,645	→
Variance since December 2015	2.3%	↑



ACTIVITY

Cumulative percentage of contracted UDA delivered 2016 & 2017



Month	Adjusted Scheduled Activity (UDA)	
	2016	2017
April	25	1,082
May	2,183	3,317
June	4,107	4,866
July	7,275	7,213
August	9,584	9,771
September	11,526	11,581
October	14,234	14,030
November	16,378	16,147
December	18,502	18,197
January	20,273	
February	23,172	
March	25,204	
April	26,137	
May	26,168	
June	26,179	

QUALITY

	Quantity	Base Number	Contract	AT	Region	England
% of FP17s for the same patient ID Re-attending within 3 months - Children	250	2,834	8.8%	12.0%	11.9%	12.4%
% of FP17s for the same patient ID Re-attending within 3 months - Adults	1,181	8,047	14.7%	15.6%	16.5%	16.6%
% of FP17s for the same patient ID Re-attending between 3 & 9 months - Children	1,836	2,834	64.8%	57.2%	60.2%	57.5%
% of FP17s for the same patient ID Re-attending between 3 & 9 months - Adults	4,543	8,047	56.5%	48.8%	52.0%	50.4%
% of FP17s for Band 1 Urgent Courses	685	9,595	7.1%	9.6%	9.5%	9.1%
% of FP17s Relating to Free Repair or Replacements	239	9,595	2.5%	0.8%	0.7%	0.8%
% of FP17s Relating to Continuations	78	9,595	0.8%	0.9%	1.2%	1.3%
% of Patients satisfied with the dentistry they have received	23	24	95.8%	93.5%	92.9%	92.7%
% of Patients satisfied with the time they had to wait for an appointment	24	24	100.0%	90.4%	88.8%	88.8%

* This is based on patients treated on this contract for their most recent course of treatment. Figures in italics indicate the base number of FP17s or Patient Questionnaire responses are less than 100. N/A is shown where the base number of responses is less than 10 during the period. % is calculated as Quantity/Base number*100

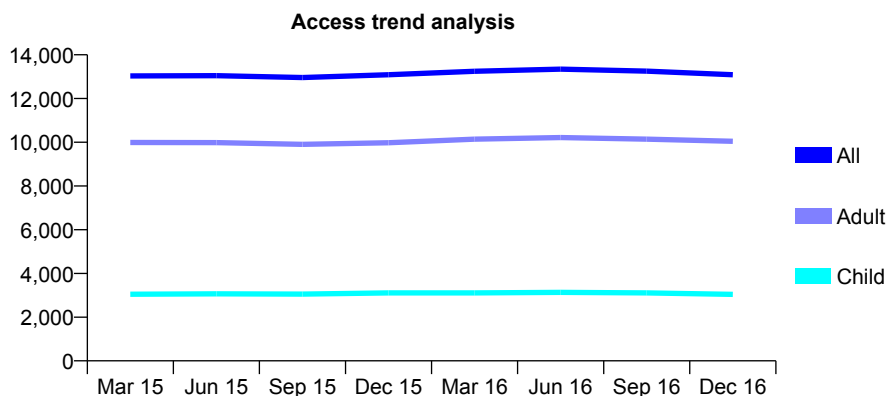
Q69 - Vital Signs At a Glance Contract Report for 143367/0002 - December 2016

Name or company name	Bloxdent Ltd
Contract type name	GDS Contract
Purpose of contract	General
Contract start date	01/01/2010
Contract end date	

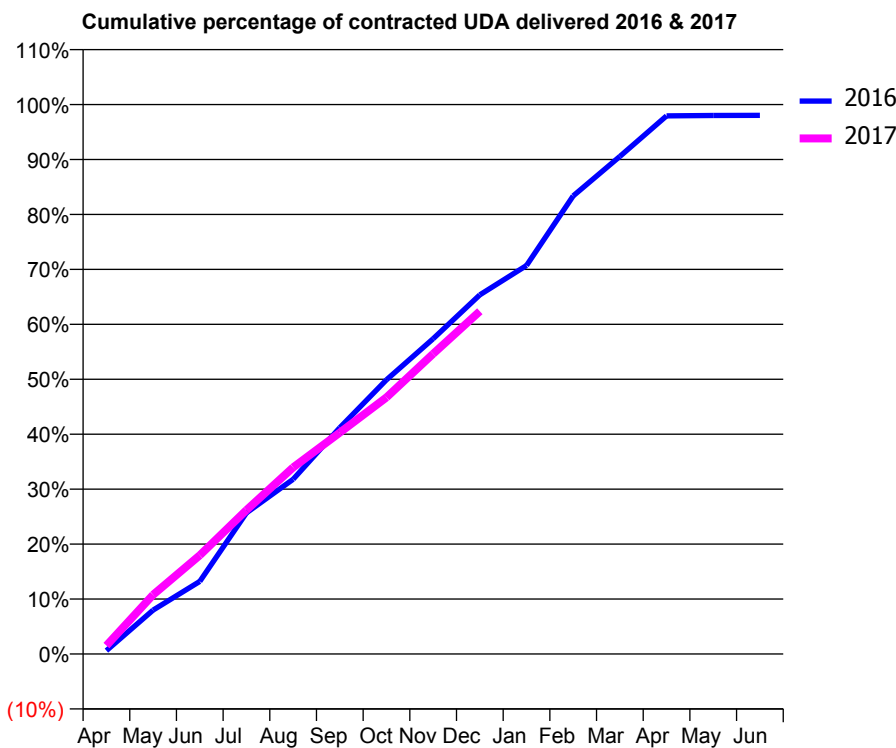
16/17 Contracted general activity (UDA)	35,340
Carry forward general activity (UDA)	702
16/17 Contracted orthodontic activity (UOA)	0
Carry forward orthodontic activity (UOA)	0
Baseline contract value	£835,596.52

ACCESS*

Patients seen in 24 months	Total	Change since previous quarter
Quarter ending December 2015	13,085	
Quarter ending March 2016	13,247	→
Quarter ending June 2016	13,345	→
Quarter ending September 2016	13,252	→
Quarter ending December 2016	13,087	↓
Variance since December 2015	0.0%	→



ACTIVITY



Month	Adjusted Scheduled Activity (UDA)	
	2016	2017
April	216	548
May	2,828	3,816
June	4,671	6,354
July	9,074	9,255
August	11,243	12,006
September	14,557	14,244
October	17,636	16,508
November	20,274	19,310
December	23,097	22,044
January	24,986	
February	29,461	
March	32,000	
April	34,605	
May	34,636	
June	34,639	

QUALITY

	Quantity	Base Number	Contract	AT	Region	England
% of FP17s for the same patient ID Re-attending within 3 months - Children	307	3,398	9.0%	12.0%	11.9%	12.4%
% of FP17s for the same patient ID Re-attending within 3 months - Adults	1,822	10,755	16.9%	15.6%	16.5%	16.6%
% of FP17s for the same patient ID Re-attending between 3 & 9 months - Children	2,143	3,398	63.1%	57.2%	60.2%	57.5%
% of FP17s for the same patient ID Re-attending between 3 & 9 months - Adults	6,149	10,755	57.2%	48.8%	52.0%	50.4%
% of FP17s for Band 1 Urgent Courses	1,030	11,903	8.7%	9.6%	9.5%	9.1%
% of FP17s Relating to Free Repair or Replacements	331	11,903	2.8%	0.8%	0.7%	0.8%
% of FP17s Relating to Continuations	122	11,903	1.0%	0.9%	1.2%	1.3%
% of Patients satisfied with the dentistry they have received	12	12	100.0%	93.5%	92.9%	92.7%
% of Patients satisfied with the time they had to wait for an appointment	12	12	100.0%	90.4%	88.8%	88.8%

* This is based on patients treated on this contract for their most recent course of treatment. Figures in italics indicate the base number of FP17s or Patient Questionnaire responses are less than 100. N/A is shown where the base number of responses is less than 10 during the period. % is calculated as Quantity/Base number*100

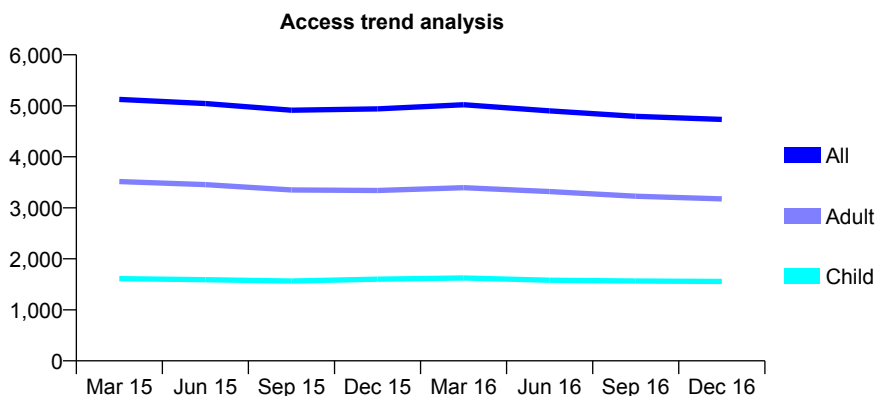
Q69 - Vital Signs At a Glance Contract Report for 145971/0001 - December 2016

Name or company name	Gill Brothers Dental Surgeries Ltd
Contract type name	GDS Contract
Purpose of contract	General
Contract start date	05/05/2009
Contract end date	

16/17 Contracted general activity (UDA)	16,940
Carry forward general activity (UDA)	521
16/17 Contracted orthodontic activity (UOA)	0
Carry forward orthodontic activity (UOA)	0
Baseline contract value	£436,031.04

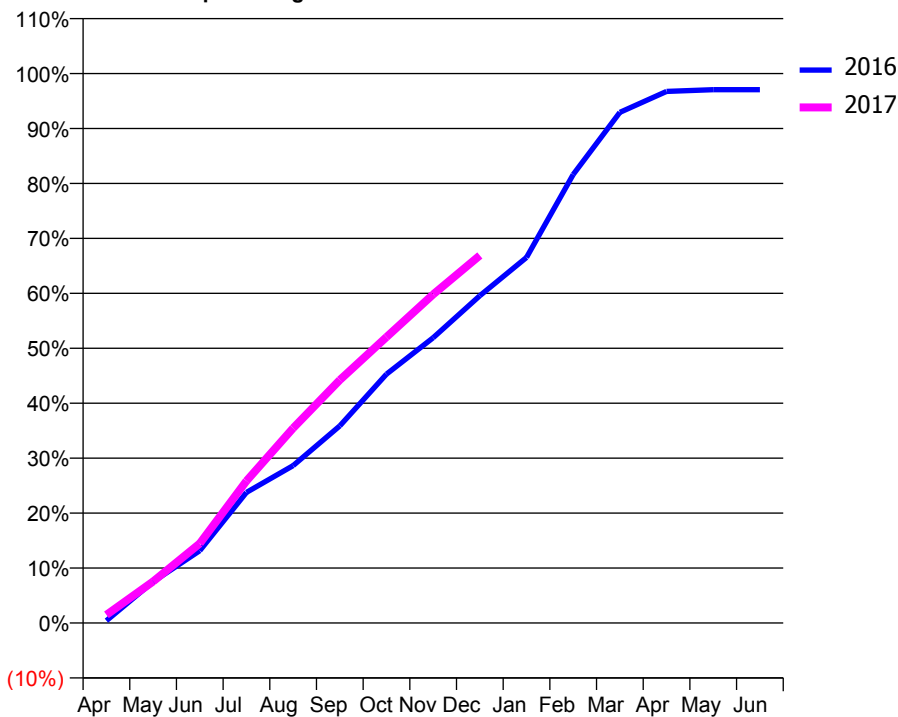
ACCESS*

Patients seen in 24 months	Total	Change since previous quarter
Quarter ending December 2015	4,941	
Quarter ending March 2016	5,020	→
Quarter ending June 2016	4,901	↓
Quarter ending September 2016	4,793	↓
Quarter ending December 2016	4,733	↓
Variance since December 2015	(4.2%)	↓



ACTIVITY

Cumulative percentage of contracted UDA delivered 2016 & 2017



Month	Adjusted Scheduled Activity (UDA)	
	2016	2017
April	75	252
May	1,333	1,282
June	2,337	2,451
July	4,216	4,380
August	5,083	6,010
September	6,361	7,493
October	8,033	8,814
November	9,207	10,130
December	10,566	11,330
January	11,798	
February	14,475	
March	16,482	
April	17,158	
May	17,212	
June	17,215	

QUALITY

	Quantity	Base Number	Contract	AT	Region	England
% of FP17s for the same patient ID Re-attending within 3 months - Children	106	1,520	7.0%	12.0%	11.9%	12.4%
% of FP17s for the same patient ID Re-attending within 3 months - Adults	523	2,932	17.8%	15.6%	16.5%	16.6%
% of FP17s for the same patient ID Re-attending between 3 & 9 months - Children	768	1,520	50.5%	57.2%	60.2%	57.5%
% of FP17s for the same patient ID Re-attending between 3 & 9 months - Adults	1,278	2,932	43.6%	48.8%	52.0%	50.4%
% of FP17s for Band 1 Urgent Courses	522	4,225	12.4%	9.6%	9.5%	9.1%
% of FP17s Relating to Free Repair or Replacements	16	4,225	0.4%	0.8%	0.7%	0.8%
% of FP17s Relating to Continuations	28	4,225	0.7%	0.9%	1.2%	1.3%
% of Patients satisfied with the dentistry they have received	4	4	N/A	93.5%	92.9%	92.7%
% of Patients satisfied with the time they had to wait for an appointment	3	4	N/A	90.4%	88.8%	88.8%

* This is based on patients treated on this contract for their most recent course of treatment. Figures in italics indicate the base number of FP17s or Patient Questionnaire responses are less than 100. N/A is shown where the base number of responses is less than 10 during the period. % is calculated as Quantity/Base number*100

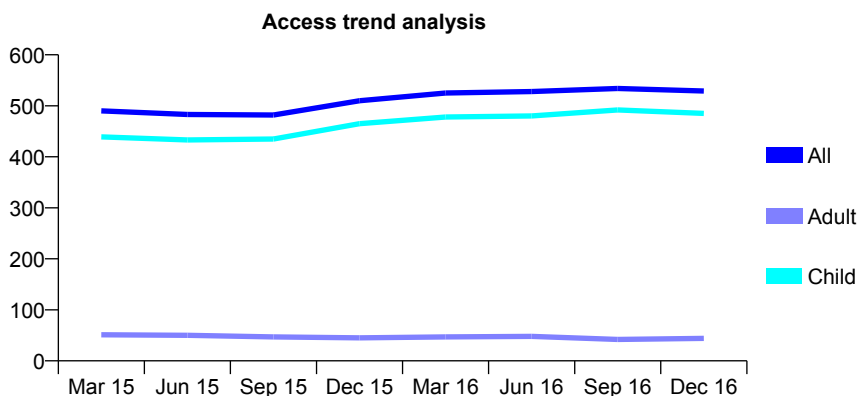
Q69 - Vital Signs At a Glance Contract Report for 147451/0001 - December 2016

Name or company name	Halldent Ltd
Contract type name	GDS Contract
Purpose of contract	General
Contract start date	01/01/2007
Contract end date	

16/17 Contracted general activity (UDA)	1,300
Carry forward general activity (UDA)	-4
16/17 Contracted orthodontic activity (UOA)	0
Carry forward orthodontic activity (UOA)	0
Baseline contract value	£36,625.28

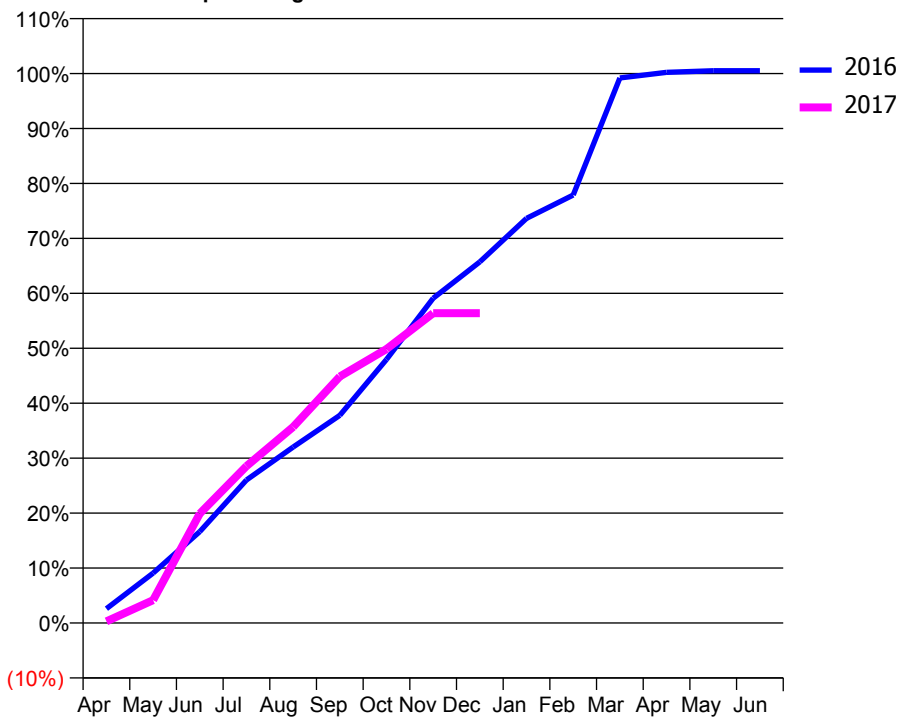
ACCESS*

Patients seen in 24 months	Total	Change since previous quarter
Quarter ending December 2015	510	
Quarter ending March 2016	525	↑
Quarter ending June 2016	528	→
Quarter ending September 2016	534	→
Quarter ending December 2016	529	→
Variance since December 2015	3.7%	↑



ACTIVITY

Cumulative percentage of contracted UDA delivered 2016 & 2017



Month	Adjusted Scheduled Activity (UDA)	
	2016	2017
April	34	4
May	118	54
June	216	259
July	338	371
August	416	464
September	491	583
October	623	648
November	768	733
December	854	733
January	957	
February	1,013	
March	1,290	
April	1,303	
May	1,307	
June	1,307	

QUALITY

	Quantity	Base Number	Contract	AT	Region	England
% of FP17s for the same patient ID Re-attending within 3 months - Children	45	476	9.5%	12.0%	11.9%	12.4%
% of FP17s for the same patient ID Re-attending within 3 months - Adults	0	0	N/A	15.6%	16.5%	16.6%
% of FP17s for the same patient ID Re-attending between 3 & 9 months - Children	314	476	66.0%	57.2%	60.2%	57.5%
% of FP17s for the same patient ID Re-attending between 3 & 9 months - Adults	0	0	N/A	48.8%	52.0%	50.4%
% of FP17s for Band 1 Urgent Courses	0	465	0.0%	9.6%	9.5%	9.1%
% of FP17s Relating to Free Repair or Replacements	0	465	0.0%	0.8%	0.7%	0.8%
% of FP17s Relating to Continuations	0	465	0.0%	0.9%	1.2%	1.3%
% of Patients satisfied with the dentistry they have received	1	1	N/A	93.5%	92.9%	92.7%
% of Patients satisfied with the time they had to wait for an appointment	1	1	N/A	90.4%	88.8%	88.8%

* This is based on patients treated on this contract for their most recent course of treatment. Figures in italics indicate the base number of FP17s or Patient Questionnaire responses are less than 100. N/A is shown where the base number of responses is less than 10 during the period. % is calculated as Quantity/Base number*100

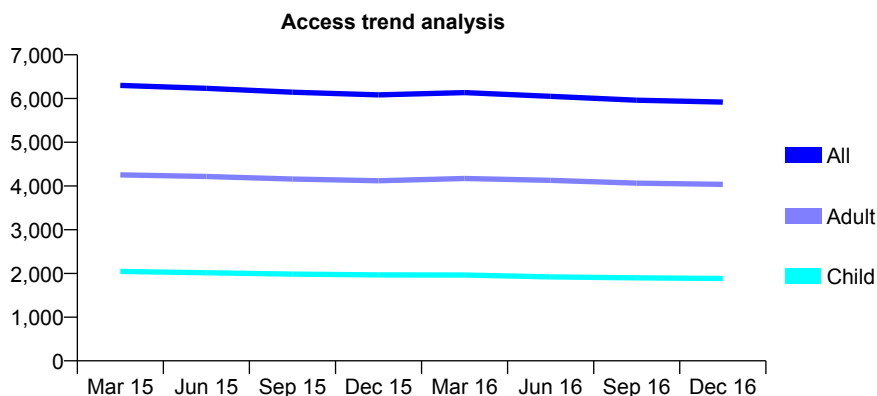
Q69 - Vital Signs At a Glance Contract Report for 148318/0001 - December 2016

Name or company name	Forlon Limited
Contract type name	GDS Contract
Purpose of contract	General
Contract start date	01/04/2006
Contract end date	

16/17 Contracted general activity (UDA)	12,850
Carry forward general activity (UDA)	201
16/17 Contracted orthodontic activity (UOA)	0
Carry forward orthodontic activity (UOA)	0
Baseline contract value	£299,714.21

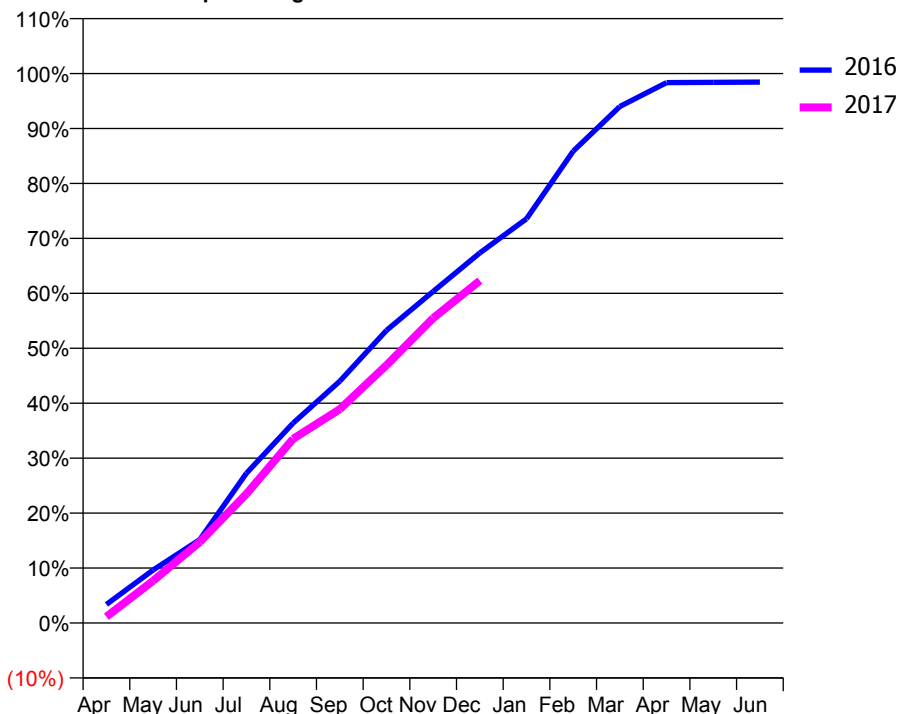
ACCESS*

Patients seen in 24 months	Total	Change since previous quarter
Quarter ending December 2015	6,084	
Quarter ending March 2016	6,135	→
Quarter ending June 2016	6,050	↓
Quarter ending September 2016	5,961	↓
Quarter ending December 2016	5,919	→
Variance since December 2015	(2.7%)	↓



ACTIVITY

Cumulative percentage of contracted UDA delivered 2016 & 2017



Month	Adjusted Scheduled Activity (UDA)	
	2016	2017
April	434	149
May	1,240	985
June	1,951	1,894
July	3,503	3,019
August	4,677	4,309
September	5,654	5,000
October	6,845	6,030
November	7,752	7,129
December	8,654	8,005
January	9,454	
February	11,034	
March	12,079	
April	12,638	
May	12,642	
June	12,649	

QUALITY

	Quantity	Base Number	Contract	AT	Region	England
% of FP17s for the same patient ID Re-attending within 3 months - Children	171	1,789	9.6%	12.0%	11.9%	12.4%
% of FP17s for the same patient ID Re-attending within 3 months - Adults	703	3,669	19.2%	15.6%	16.5%	16.6%
% of FP17s for the same patient ID Re-attending between 3 & 9 months - Children	705	1,789	39.4%	57.2%	60.2%	57.5%
% of FP17s for the same patient ID Re-attending between 3 & 9 months - Adults	1,469	3,669	40.0%	48.8%	52.0%	50.4%
% of FP17s for Band 1 Urgent Courses	509	4,321	11.8%	9.6%	9.5%	9.1%
% of FP17s Relating to Free Repair or Replacements	56	4,321	1.3%	0.8%	0.7%	0.8%
% of FP17s Relating to Continuations	52	4,321	1.2%	0.9%	1.2%	1.3%
% of Patients satisfied with the dentistry they have received	7	7	N/A	93.5%	92.9%	92.7%
% of Patients satisfied with the time they had to wait for an appointment	6	7	N/A	90.4%	88.8%	88.8%

* This is based on patients treated on this contract for their most recent course of treatment. Figures in italics indicate the base number of FP17s or Patient Questionnaire responses are less than 100. N/A is shown where the base number of responses is less than 10 during the period. % is calculated as Quantity/Base number*100

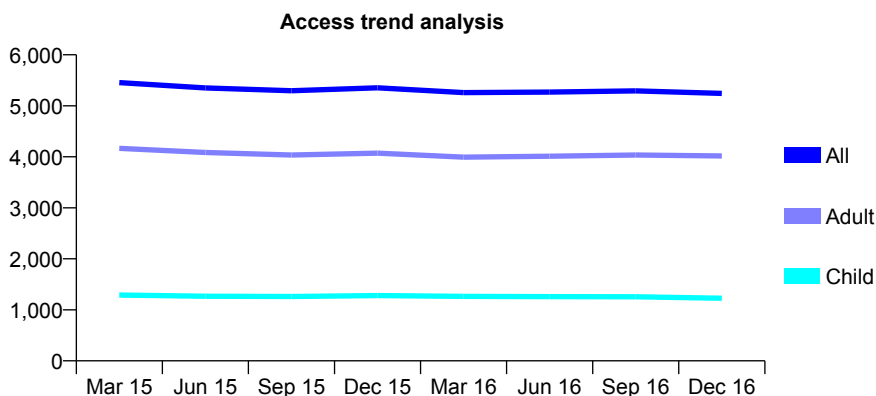
Q69 - Vital Signs At a Glance Contract Report for 149500/0001 - December 2016

Name or company name	OPTIMA CARE (HW) LTD
Contract type name	GDS Contract
Purpose of contract	General
Contract start date	01/11/2012
Contract end date	

16/17 Contracted general activity (UDA)	13,444
Carry forward general activity (UDA)	0
16/17 Contracted orthodontic activity (UOA)	0
Carry forward orthodontic activity (UOA)	0
Baseline contract value	£316,873.93

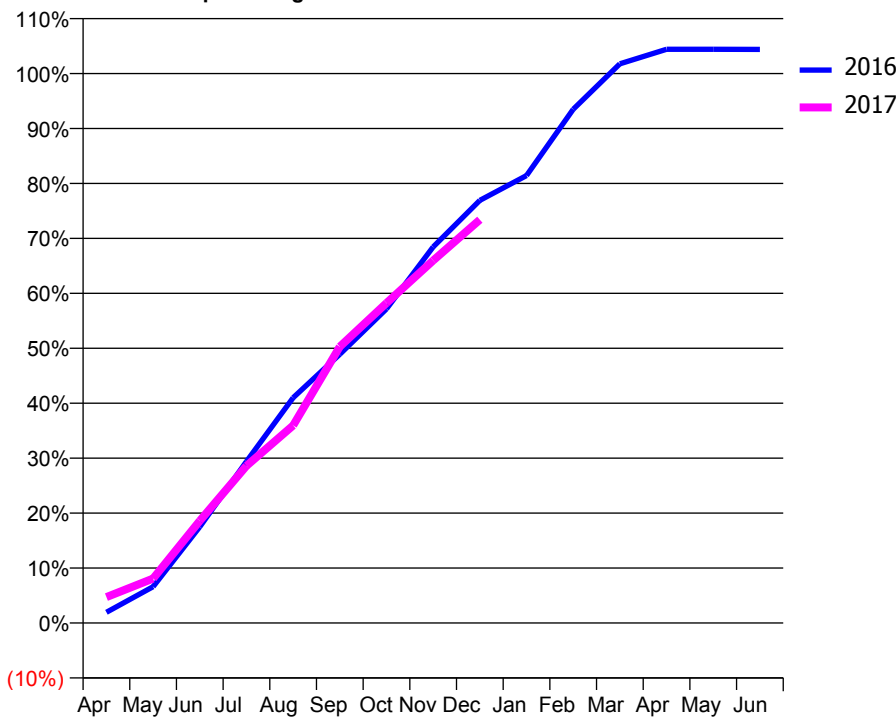
ACCESS*

Patients seen in 24 months	Total	Change since previous quarter
Quarter ending December 2015	5,353	
Quarter ending March 2016	5,258	↓
Quarter ending June 2016	5,269	→
Quarter ending September 2016	5,293	→
Quarter ending December 2016	5,244	→
Variance since December 2015	(2.0%)	↓



ACTIVITY

Cumulative percentage of contracted UDA delivered 2016 & 2017



Month	Adjusted Scheduled Activity (UDA)	
	2016	2017
April	268	633
May	910	1,089
June	2,410	2,502
July	4,047	3,844
August	5,641	4,835
September	6,731	6,761
October	7,865	7,828
November	9,419	8,869
December	10,583	9,867
January	11,204	
February	12,862	
March	14,002	
April	14,367	
May	14,365	
June	14,363	

QUALITY

	Quantity	Base Number	Contract	AT	Region	England
% of FP17s for the same patient ID Re-attending within 3 months - Children	67	1,399	4.8%	12.0%	11.9%	12.4%
% of FP17s for the same patient ID Re-attending within 3 months - Adults	452	4,011	11.3%	15.6%	16.5%	16.6%
% of FP17s for the same patient ID Re-attending between 3 & 9 months - Children	814	1,399	58.2%	57.2%	60.2%	57.5%
% of FP17s for the same patient ID Re-attending between 3 & 9 months - Adults	2,122	4,011	52.9%	48.8%	52.0%	50.4%
% of FP17s for Band 1 Urgent Courses	376	5,153	7.3%	9.6%	9.5%	9.1%
% of FP17s Relating to Free Repair or Replacements	14	5,153	0.3%	0.8%	0.7%	0.8%
% of FP17s Relating to Continuations	13	5,153	0.3%	0.9%	1.2%	1.3%
% of Patients satisfied with the dentistry they have received	19	20	95.0%	93.5%	92.9%	92.7%
% of Patients satisfied with the time they had to wait for an appointment	20	20	100.0%	90.4%	88.8%	88.8%

* This is based on patients treated on this contract for their most recent course of treatment. Figures in italics indicate the base number of FP17s or Patient Questionnaire responses are less than 100. N/A is shown where the base number of responses is less than 10 during the period. % is calculated as Quantity/Base number*100

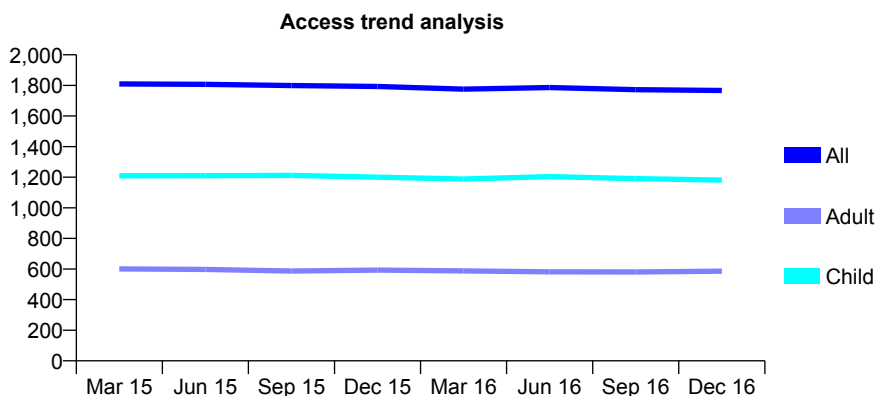
Q69 - Vital Signs At a Glance Contract Report for 151343/0001 - December 2016

Name or company name	York House Dental Practice
Contract type name	GDS Contract
Purpose of contract	General
Contract start date	01/05/2012
Contract end date	

16/17 Contracted general activity (UDA)	4,439
Carry forward general activity (UDA)	0
16/17 Contracted orthodontic activity (UOA)	0
Carry forward orthodontic activity (UOA)	0
Baseline contract value	£106,517.18

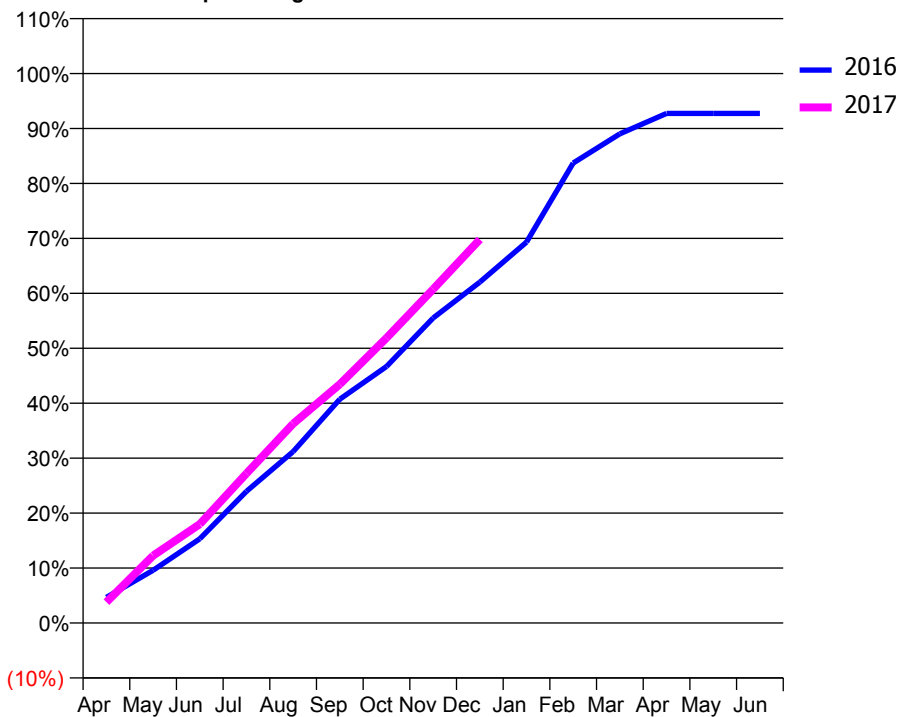
ACCESS*

Patients seen in 24 months	Total	Change since previous quarter
Quarter ending December 2015	1,793	
Quarter ending March 2016	1,776	→
Quarter ending June 2016	1,786	→
Quarter ending September 2016	1,772	→
Quarter ending December 2016	1,767	→
Variance since December 2015	(1.5%)	↓



ACTIVITY

Cumulative percentage of contracted UDA delivered 2016 & 2017



Month	Adjusted Scheduled Activity (UDA)	
	2016	2017
April	207	169
May	426	544
June	681	799
July	1,064	1,208
August	1,384	1,610
September	1,808	1,929
October	2,072	2,303
November	2,464	2,697
December	2,754	3,099
January	3,077	
February	3,715	
March	3,952	
April	4,116	
May	4,116	
June	4,116	

QUALITY

	Quantity	Base Number	Contract	AT	Region	England
% of FP17s for the same patient ID Re-attending within 3 months - Children	103	1,539	6.7%	12.0%	11.9%	12.4%
% of FP17s for the same patient ID Re-attending within 3 months - Adults	86	522	16.5%	15.6%	16.5%	16.6%
% of FP17s for the same patient ID Re-attending between 3 & 9 months - Children	1,056	1,539	68.6%	57.2%	60.2%	57.5%
% of FP17s for the same patient ID Re-attending between 3 & 9 months - Adults	297	522	56.9%	48.8%	52.0%	50.4%
% of FP17s for Band 1 Urgent Courses	93	1,938	4.8%	9.6%	9.5%	9.1%
% of FP17s Relating to Free Repair or Replacements	0	1,938	0.0%	0.8%	0.7%	0.8%
% of FP17s Relating to Continuations	30	1,938	1.5%	0.9%	1.2%	1.3%
% of Patients satisfied with the dentistry they have received	2	2	N/A	93.5%	92.9%	92.7%
% of Patients satisfied with the time they had to wait for an appointment	2	2	N/A	90.4%	88.8%	88.8%

* This is based on patients treated on this contract for their most recent course of treatment. Figures in italics indicate the base number of FP17s or Patient Questionnaire responses are less than 100. N/A is shown where the base number of responses is less than 10 during the period. % is calculated as Quantity/Base number*100

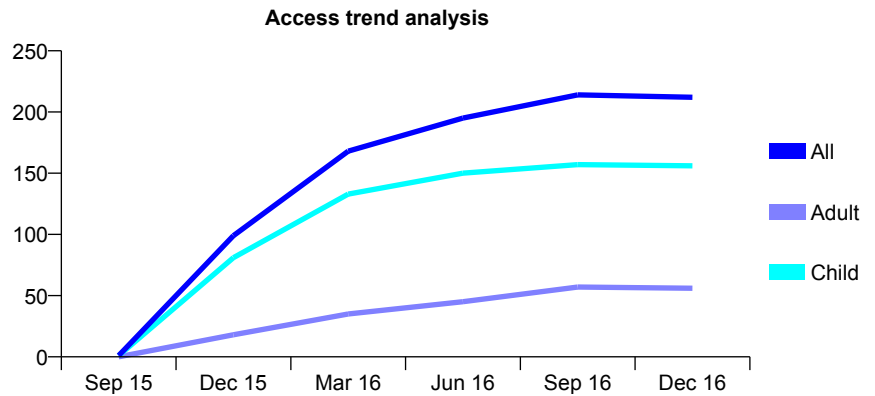
Q69 - Vital Signs At a Glance Contract Report for 152145/0001 - December 2016

Name or company name	Fullarton and Hughes Dental Partnership
Contract type name	GDS Contract
Purpose of contract	General
Contract start date	01/10/2015
Contract end date	

16/17 Contracted general activity (UDA)	1,594
Carry forward general activity (UDA)	0
16/17 Contracted orthodontic activity (UOA)	0
Carry forward orthodontic activity (UOA)	0
Baseline contract value	£34,362.12

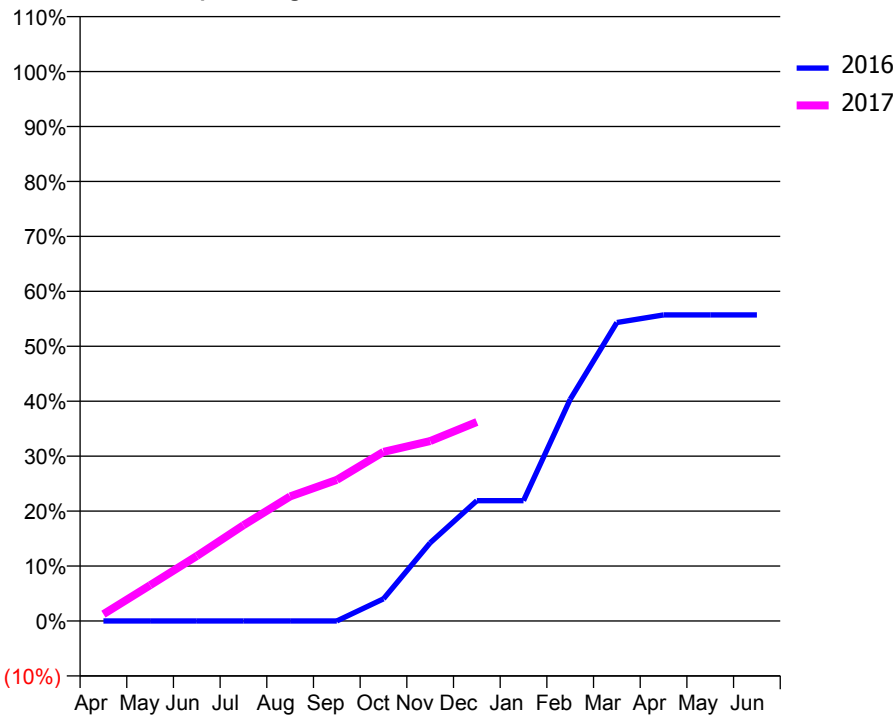
ACCESS*

Patients seen in 24 months	Total	Change since previous quarter
Quarter ending December 2015	99	
Quarter ending March 2016	168	↑
Quarter ending June 2016	195	↑
Quarter ending September 2016	214	↑
Quarter ending December 2016	212	→
Variance since December 2015	114.1%	↑



ACTIVITY

Cumulative percentage of contracted UDA delivered 2016 & 2017



Month	2016	2017
April	0	20
May	0	104
June	0	188
July	0	278
August	0	361
September	0	410
October	32	491
November	113	522
December	175	577
January	175	
February	322	
March	433	
April	444	
May	444	
June	444	

QUALITY

	Quantity	Base Number	Contract	AT	Region	England
% of FP17s for the same patient ID Re-attending within 3 months - Children	51	271	18.8%	12.0%	11.9%	12.4%
% of FP17s for the same patient ID Re-attending within 3 months - Adults	9	67	13.4%	15.6%	16.5%	16.6%
% of FP17s for the same patient ID Re-attending between 3 & 9 months - Children	167	271	61.6%	57.2%	60.2%	57.5%
% of FP17s for the same patient ID Re-attending between 3 & 9 months - Adults	39	67	58.2%	48.8%	52.0%	50.4%
% of FP17s for Band 1 Urgent Courses	12	331	3.6%	9.6%	9.5%	9.1%
% of FP17s Relating to Free Repair or Replacements	0	331	0.0%	0.8%	0.7%	0.8%
% of FP17s Relating to Continuations	0	331	0.0%	0.9%	1.2%	1.3%
% of Patients satisfied with the dentistry they have received	0	0	N/A	93.5%	92.9%	92.7%
% of Patients satisfied with the time they had to wait for an appointment	0	0	N/A	90.4%	88.8%	88.8%

* This is based on patients treated on this contract for their most recent course of treatment. Figures in italics indicate the base number of FP17s or Patient Questionnaire responses are less than 100. N/A is shown where the base number of responses is less than 10 during the period. % is calculated as Quantity/Base number*100

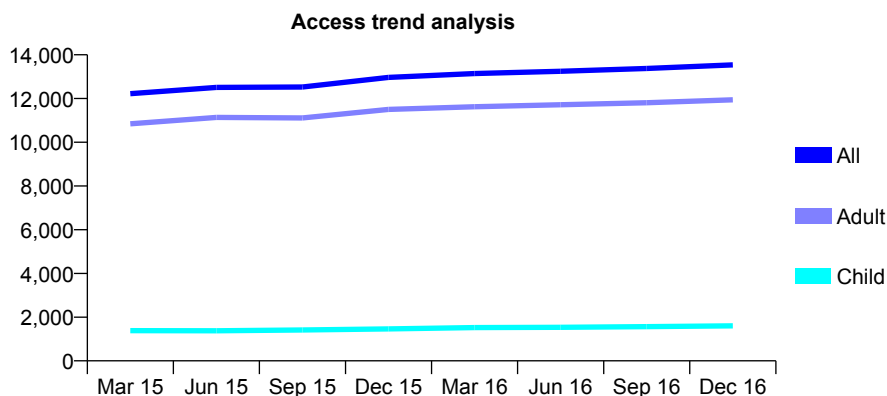
Q69 - Vital Signs At a Glance Contract Report for 152234/0001 - December 2016

Name or company name	Studental Ltd
Contract type name	GDS Contract
Purpose of contract	General
Contract start date	01/04/2009
Contract end date	

16/17 Contracted general activity (UDA)	34,000
Carry forward general activity (UDA)	135
16/17 Contracted orthodontic activity (UOA)	0
Carry forward orthodontic activity (UOA)	0
Baseline contract value	£863,289.68

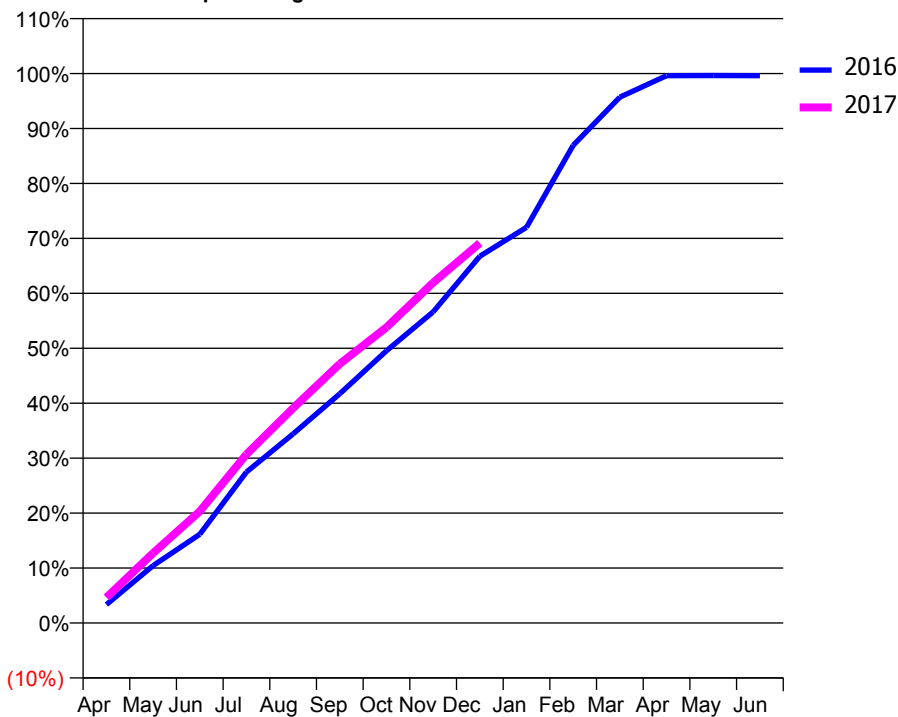
ACCESS*

Patients seen in 24 months	Total	Change since previous quarter
Quarter ending December 2015	12,964	
Quarter ending March 2016	13,144	→
Quarter ending June 2016	13,248	→
Quarter ending September 2016	13,372	→
Quarter ending December 2016	13,540	→
Variance since December 2015	4.4%	↑



ACTIVITY

Cumulative percentage of contracted UDA delivered 2016 & 2017



Month	Adjusted Scheduled Activity (UDA)	
	2016	2017
April	1,139	1,576
May	3,556	4,329
June	5,487	6,908
July	9,341	10,442
August	11,703	13,293
September	14,184	16,039
October	16,845	18,294
November	19,254	21,061
December	22,692	23,514
January	24,484	
February	29,558	
March	32,537	
April	33,861	
May	33,872	
June	33,865	

QUALITY

	Quantity	Base Number	Contract	AT	Region	England
% of FP17s for the same patient ID Re-attending within 3 months - Children	107	1,567	6.8%	12.0%	11.9%	12.4%
% of FP17s for the same patient ID Re-attending within 3 months - Adults	1,082	9,268	11.7%	15.6%	16.5%	16.6%
% of FP17s for the same patient ID Re-attending between 3 & 9 months - Children	712	1,567	45.4%	57.2%	60.2%	57.5%
% of FP17s for the same patient ID Re-attending between 3 & 9 months - Adults	3,262	9,268	35.2%	48.8%	52.0%	50.4%
% of FP17s for Band 1 Urgent Courses	1,084	10,264	10.6%	9.6%	9.5%	9.1%
% of FP17s Relating to Free Repair or Replacements	115	10,264	1.1%	0.8%	0.7%	0.8%
% of FP17s Relating to Continuations	41	10,264	0.4%	0.9%	1.2%	1.3%
% of Patients satisfied with the dentistry they have received	10	10	100.0%	93.5%	92.9%	92.7%
% of Patients satisfied with the time they had to wait for an appointment	10	10	100.0%	90.4%	88.8%	88.8%

* This is based on patients treated on this contract for their most recent course of treatment. Figures in italics indicate the base number of FP17s or Patient Questionnaire responses are less than 100. N/A is shown where the base number of responses is less than 10 during the period. % is calculated as Quantity/Base number*100

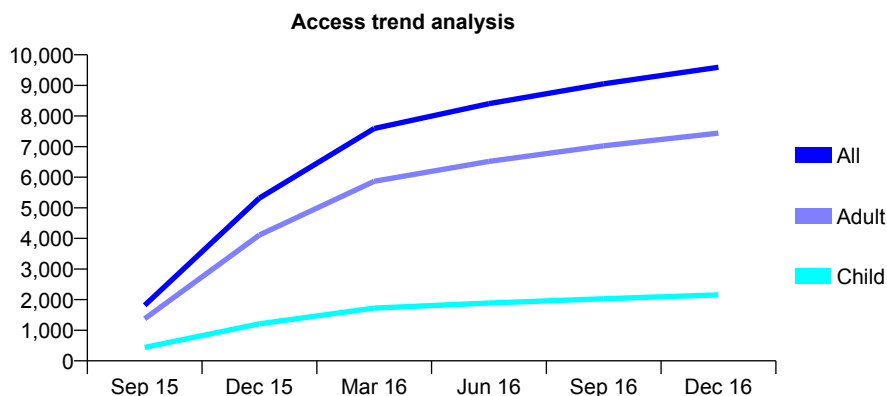
Q69 - Vital Signs At a Glance Contract Report for 152552/0001 - December 2016

Name or company name	Ahmed Aleishaker and Dinah Alshamma
Contract type name	GDS Contract
Purpose of contract	General
Contract start date	01/08/2015
Contract end date	

16/17 Contracted general activity (UDA)	27,953
Carry forward general activity (UDA)	1,118
16/17 Contracted orthodontic activity (UOA)	0
Carry forward orthodontic activity (UOA)	0
Baseline contract value	£721,434.35

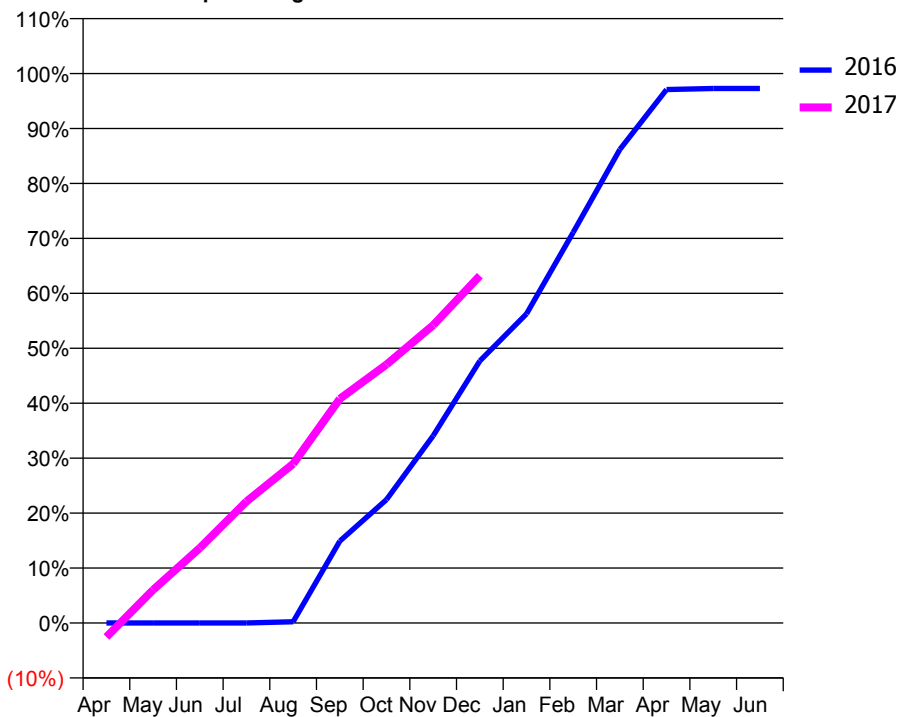
ACCESS*

Patients seen in 24 months	Total	Change since previous quarter
Quarter ending December 2015	5,319	
Quarter ending March 2016	7,591	↑
Quarter ending June 2016	8,404	↑
Quarter ending September 2016	9,053	↑
Quarter ending December 2016	9,594	↑
Variance since December 2015	80.4%	↑



ACTIVITY

Cumulative percentage of contracted UDA delivered 2016 & 2017



Month	Adjusted Scheduled Activity (UDA)	
	2016	2017
April	0	-717
May	0	1,686
June	0	3,816
July	0	6,182
August	44	8,093
September	2,774	11,408
October	4,177	13,150
November	6,337	15,153
December	8,869	17,665
January	10,466	
February	13,221	
March	16,027	
April	18,055	
May	18,091	
June	18,091	

QUALITY

	Quantity	Base Number	Contract	AT	Region	England
% of FP17s for the same patient ID Re-attending within 3 months - Children	104	2,324	4.5%	12.0%	11.9%	12.4%
% of FP17s for the same patient ID Re-attending within 3 months - Adults	1,160	8,917	13.0%	15.6%	16.5%	16.6%
% of FP17s for the same patient ID Re-attending between 3 & 9 months - Children	1,312	2,324	56.5%	57.2%	60.2%	57.5%
% of FP17s for the same patient ID Re-attending between 3 & 9 months - Adults	5,413	8,917	60.7%	48.8%	52.0%	50.4%
% of FP17s for Band 1 Urgent Courses	542	10,305	5.3%	9.6%	9.5%	9.1%
% of FP17s Relating to Free Repair or Replacements	45	10,305	0.4%	0.8%	0.7%	0.8%
% of FP17s Relating to Continuations	77	10,305	0.7%	0.9%	1.2%	1.3%
% of Patients satisfied with the dentistry they have received	41	41	100.0%	93.5%	92.9%	92.7%
% of Patients satisfied with the time they had to wait for an appointment	40	41	97.6%	90.4%	88.8%	88.8%

* This is based on patients treated on this contract for their most recent course of treatment. Figures in italics indicate the base number of FP17s or Patient Questionnaire responses are less than 100. N/A is shown where the base number of responses is less than 10 during the period. % is calculated as Quantity/Base number*100

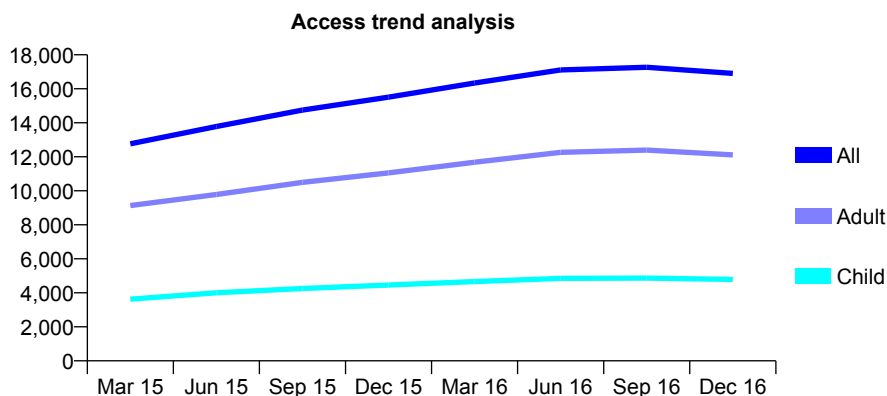
Q69 - Vital Signs At a Glance Contract Report for 153389/0001 - December 2016

Name or company name	Smile Care (Dental) Ltd
Contract type name	GDS Contract
Purpose of contract	General
Contract start date	10/03/2008
Contract end date	

16/17 Contracted general activity (UDA)	45,370
Carry forward general activity (UDA)	1,174
16/17 Contracted orthodontic activity (UOA)	0
Carry forward orthodontic activity (UOA)	0
Baseline contract value	£1,191,061.79

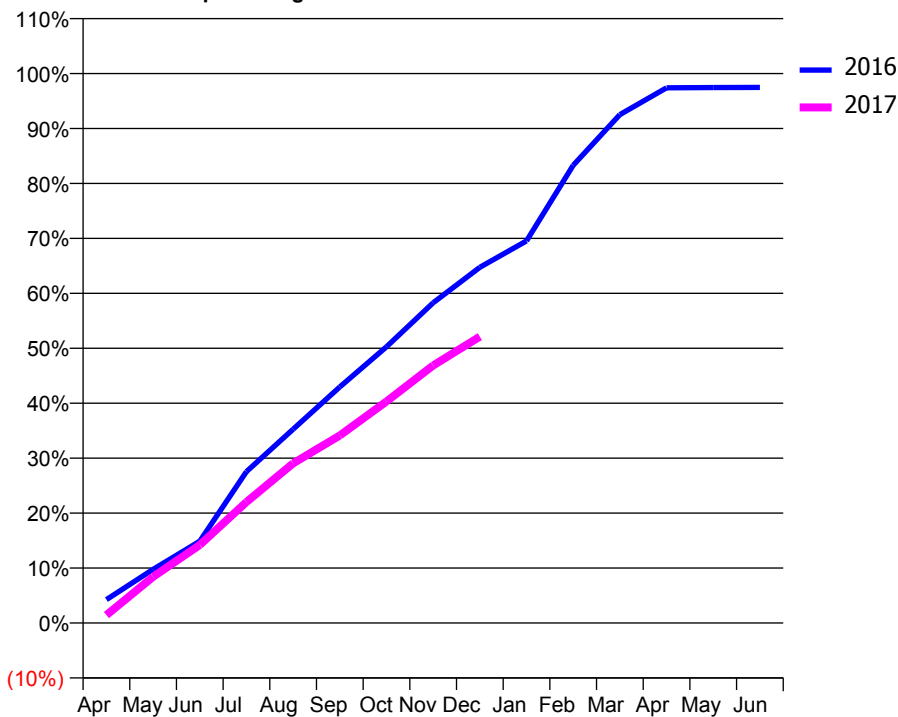
ACCESS*

Patients seen in 24 months	Total	Change since previous quarter
Quarter ending December 2015	15,510	
Quarter ending March 2016	16,343	↑
Quarter ending June 2016	17,109	↑
Quarter ending September 2016	17,263	→
Quarter ending December 2016	16,905	↓
Variance since December 2015	9.0%	↑



ACTIVITY

Cumulative percentage of contracted UDA delivered 2016 & 2017



Month	Adjusted Scheduled Activity (UDA)	
	2016	2017
April	1,982	651
May	4,537	3,815
June	6,912	6,445
July	12,801	9,992
August	16,374	13,180
September	19,954	15,484
October	23,346	18,290
November	27,060	21,262
December	30,061	23,647
January	32,295	
February	38,676	
March	42,967	
April	45,228	
May	45,250	
June	45,262	

QUALITY

	Quantity	Base Number	Contract	AT	Region	England
% of FP17s for the same patient ID Re-attending within 3 months - Children	337	3,640	9.3%	12.0%	11.9%	12.4%
% of FP17s for the same patient ID Re-attending within 3 months - Adults	1,323	8,249	16.0%	15.6%	16.5%	16.6%
% of FP17s for the same patient ID Re-attending between 3 & 9 months - Children	1,324	3,640	36.4%	57.2%	60.2%	57.5%
% of FP17s for the same patient ID Re-attending between 3 & 9 months - Adults	2,397	8,249	29.1%	48.8%	52.0%	50.4%
% of FP17s for Band 1 Urgent Courses	1,849	9,910	18.7%	9.6%	9.5%	9.1%
% of FP17s Relating to Free Repair or Replacements	64	9,910	0.6%	0.8%	0.7%	0.8%
% of FP17s Relating to Continuations	38	9,910	0.4%	0.9%	1.2%	1.3%
% of Patients satisfied with the dentistry they have received	18	20	90.0%	93.5%	92.9%	92.7%
% of Patients satisfied with the time they had to wait for an appointment	17	20	85.0%	90.4%	88.8%	88.8%

* This is based on patients treated on this contract for their most recent course of treatment. Figures in italics indicate the base number of FP17s or Patient Questionnaire responses are less than 100. N/A is shown where the base number of responses is less than 10 during the period. % is calculated as Quantity/Base number*100

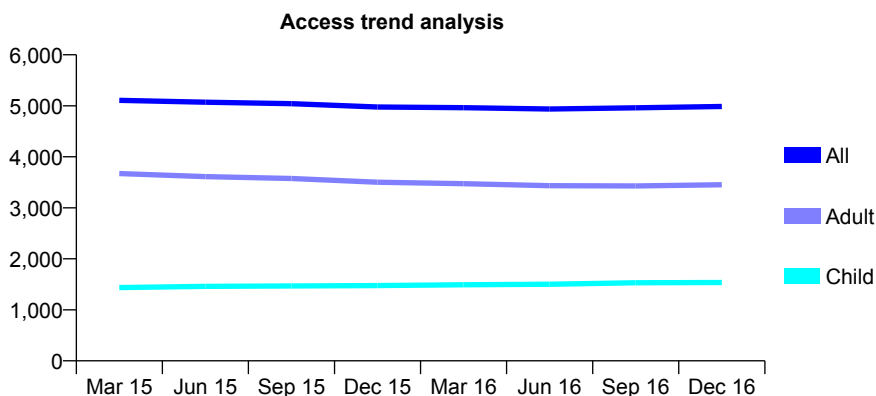
Q69 - Vital Signs At a Glance Contract Report for 154032/0001 - December 2016

Name or company name	PURESMILE EARLEY LTD
Contract type name	PDS Plus Contract
Purpose of contract	General
Contract start date	01/02/2011
Contract end date	01/02/2018

16/17 Contracted general activity (UDA)	14,000
Carry forward general activity (UDA)	267
16/17 Contracted orthodontic activity (UOA)	0
Carry forward orthodontic activity (UOA)	0
Baseline contract value	£203,741.59

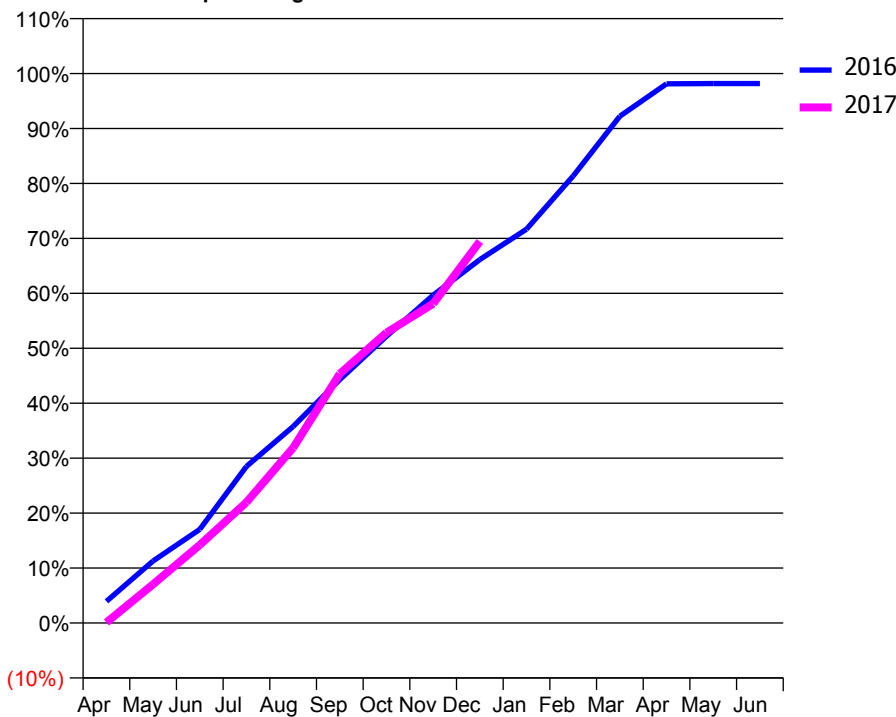
ACCESS*

Patients seen in 24 months	Total	Change since previous quarter
Quarter ending December 2015	4,977	
Quarter ending March 2016	4,964	→
Quarter ending June 2016	4,936	→
Quarter ending September 2016	4,960	→
Quarter ending December 2016	4,987	→
Variance since December 2015	0.2%	→



ACTIVITY

Cumulative percentage of contracted UDA delivered 2016 & 2017



Adjusted Scheduled Activity (UDA)

Month	2016	2017
April	579	14
May	1,655	987
June	2,499	1,990
July	4,178	3,077
August	5,243	4,461
September	6,492	6,351
October	7,648	7,398
November	8,746	8,134
December	9,694	9,722
January	10,507	
February	11,926	
March	13,519	
April	14,381	
May	14,392	
June	14,391	

QUALITY

	Quantity	Base Number	Contract	AT	Region	England
% of FP17s for the same patient ID Re-attending within 3 months - Children	113	1,628	6.9%	12.0%	11.9%	12.4%
% of FP17s for the same patient ID Re-attending within 3 months - Adults	382	3,227	11.8%	15.6%	16.5%	16.6%
% of FP17s for the same patient ID Re-attending between 3 & 9 months - Children	828	1,628	50.9%	57.2%	60.2%	57.5%
% of FP17s for the same patient ID Re-attending between 3 & 9 months - Adults	1,549	3,227	48.0%	48.8%	52.0%	50.4%
% of FP17s for Band 1 Urgent Courses	301	4,497	6.7%	9.6%	9.5%	9.1%
% of FP17s Relating to Free Repair or Replacements	87	4,497	1.9%	0.8%	0.7%	0.8%
% of FP17s Relating to Continuations	32	4,497	0.7%	0.9%	1.2%	1.3%
% of Patients satisfied with the dentistry they have received	10	10	100.0%	93.5%	92.9%	92.7%
% of Patients satisfied with the time they had to wait for an appointment	9	10	90.0%	90.4%	88.8%	88.8%

* This is based on patients treated on this contract for their most recent course of treatment. Figures in italics indicate the base number of FP17s or Patient Questionnaire responses are less than 100. N/A is shown where the base number of responses is less than 10 during the period. % is calculated as Quantity/Base number*100

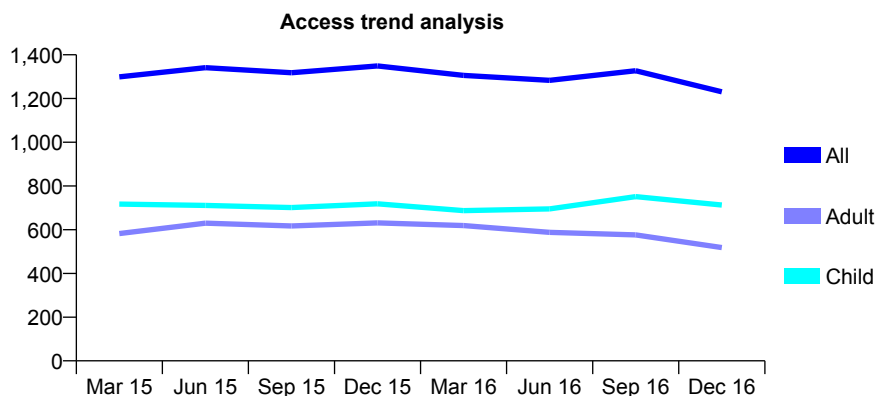
Q69 - Vital Signs At a Glance Contract Report for 154601/0001 - December 2016

Name or company name	Oxfordshire Priority Dental Service
Contract type name	PDS Contract
Purpose of contract	General
Contract start date	01/04/2006
Contract end date	31/03/2017

16/17 Contracted general activity (UDA)	3,000
Carry forward general activity (UDA)	0
16/17 Contracted orthodontic activity (UOA)	0
Carry forward orthodontic activity (UOA)	0
Baseline contract value	£0.00

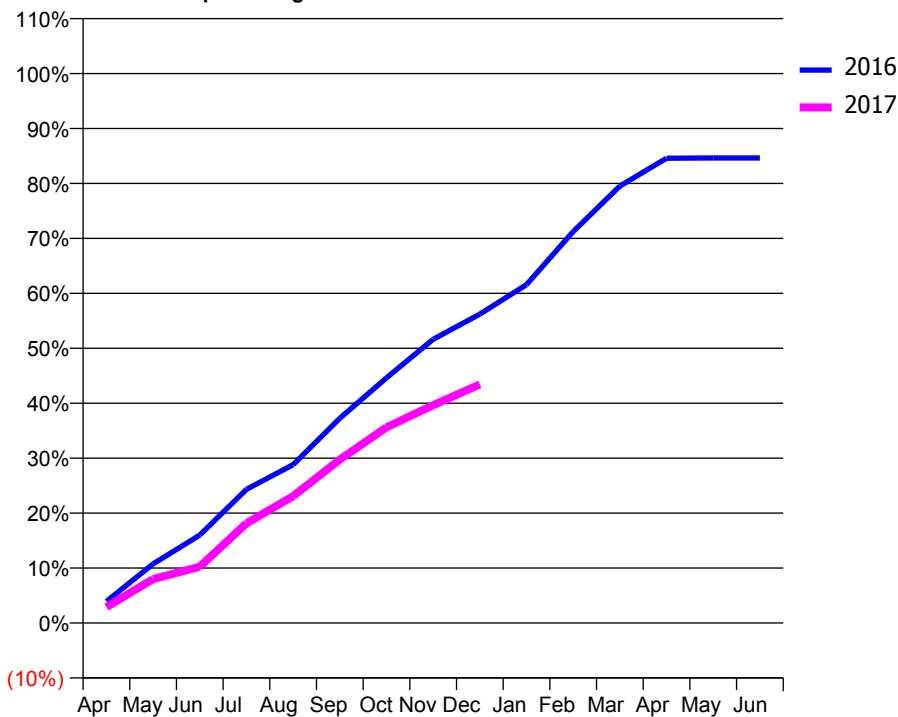
ACCESS*

Patients seen in 24 months	Total	Change since previous quarter
Quarter ending December 2015	1,349	
Quarter ending March 2016	1,306	↓
Quarter ending June 2016	1,283	↓
Quarter ending September 2016	1,327	↑
Quarter ending December 2016	1,231	↓
Variance since December 2015	(8.7%)	↓



ACTIVITY

Cumulative percentage of contracted UDA delivered 2016 & 2017



Month	Adjusted Scheduled Activity (UDA)	
	2016	2017
April	118	87
May	323	240
June	480	308
July	730	544
August	865	693
September	1,118	892
October	1,338	1,068
November	1,549	1,189
December	1,687	1,303
January	1,847	
February	2,137	
March	2,385	
April	2,538	
May	2,539	
June	2,539	

QUALITY

	Quantity	Base Number	Contract	AT	Region	England
% of FP17s for the same patient ID Re-attending within 3 months - Children	55	616	8.9%	12.0%	11.9%	12.4%
% of FP17s for the same patient ID Re-attending within 3 months - Adults	33	319	10.3%	15.6%	16.5%	16.6%
% of FP17s for the same patient ID Re-attending between 3 & 9 months - Children	185	616	30.0%	57.2%	60.2%	57.5%
% of FP17s for the same patient ID Re-attending between 3 & 9 months - Adults	76	319	23.8%	48.8%	52.0%	50.4%
% of FP17s for Band 1 Urgent Courses	139	867	16.0%	9.6%	9.5%	9.1%
% of FP17s Relating to Free Repair or Replacements	0	867	0.0%	0.8%	0.7%	0.8%
% of FP17s Relating to Continuations	9	867	1.0%	0.9%	1.2%	1.3%
% of Patients satisfied with the dentistry they have received	1	1	N/A	93.5%	92.9%	92.7%
% of Patients satisfied with the time they had to wait for an appointment	1	1	N/A	90.4%	88.8%	88.8%

* This is based on patients treated on this contract for their most recent course of treatment. Figures in italics indicate the base number of FP17s or Patient Questionnaire responses are less than 100. N/A is shown where the base number of responses is less than 10 during the period. % is calculated as Quantity/Base number*100

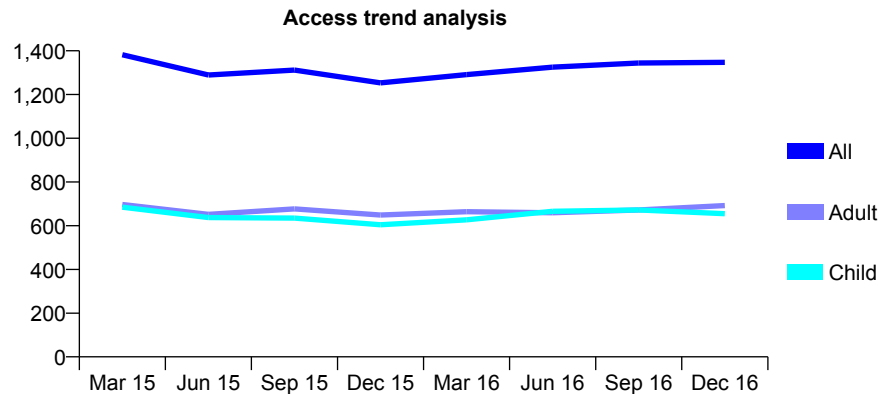
Q69 - Vital Signs At a Glance Contract Report for 154601/0002 - December 2016

Name or company name	Oxfordshire Priority Dental Service
Contract type name	PDS Contract
Purpose of contract	General and Orthodontic
Contract start date	01/04/2006
Contract end date	31/03/2017

16/17 Contracted general activity (UDA)	4,000
Carry forward general activity (UDA)	0
16/17 Contracted orthodontic activity (UOA)	0
Carry forward orthodontic activity (UOA)	0
Baseline contract value	£0.00

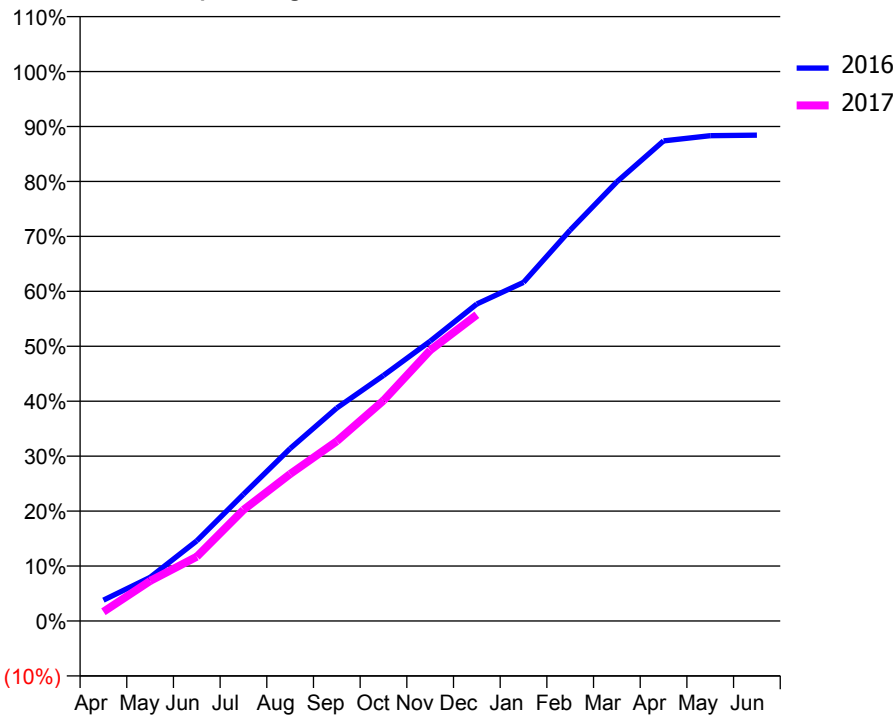
ACCESS*

Patients seen in 24 months	Total	Change since previous quarter
Quarter ending December 2015	1,253	
Quarter ending March 2016	1,291	↑
Quarter ending June 2016	1,325	↑
Quarter ending September 2016	1,344	→
Quarter ending December 2016	1,347	→
Variance since December 2015	7.5%	↑



ACTIVITY

Cumulative percentage of contracted UDA delivered 2016 & 2017



Month	Adjusted Scheduled Activity (UDA)	
	2016	2017
April	152	68
May	318	292
June	584	468
July	922	809
August	1,256	1,070
September	1,551	1,309
October	1,788	1,605
November	2,037	1,971
December	2,308	2,229
January	2,465	
February	2,846	
March	3,197	
April	3,495	
May	3,533	
June	3,536	

QUALITY

	Quantity	Base Number	Contract	AT	Region	England
% of FP17s for the same patient ID Re-attending within 3 months - Children	106	764	13.9%	12.0%	11.9%	12.4%
% of FP17s for the same patient ID Re-attending within 3 months - Adults	50	607	8.2%	15.6%	16.5%	16.6%
% of FP17s for the same patient ID Re-attending between 3 & 9 months - Children	200	764	26.2%	57.2%	60.2%	57.5%
% of FP17s for the same patient ID Re-attending between 3 & 9 months - Adults	118	607	19.4%	48.8%	52.0%	50.4%
% of FP17s for Band 1 Urgent Courses	94	1,117	8.4%	9.6%	9.5%	9.1%
% of FP17s Relating to Free Repair or Replacements	0	1,117	0.0%	0.8%	0.7%	0.8%
% of FP17s Relating to Continuations	20	1,117	1.8%	0.9%	1.2%	1.3%
% of Patients satisfied with the dentistry they have received	0	0	N/A	93.5%	92.9%	92.7%
% of Patients satisfied with the time they had to wait for an appointment	0	0	N/A	90.4%	88.8%	88.8%

* This is based on patients treated on this contract for their most recent course of treatment. Figures in italics indicate the base number of FP17s or Patient Questionnaire responses are less than 100. N/A is shown where the base number of responses is less than 10 during the period. % is calculated as Quantity/Base number*100

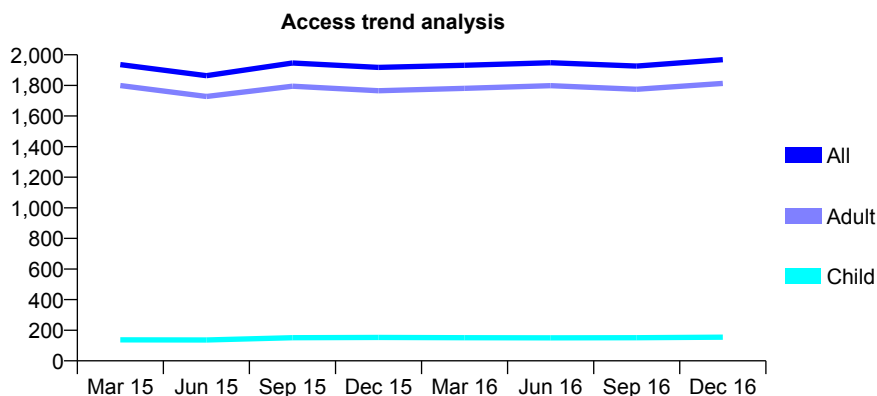
Q69 - Vital Signs At a Glance Contract Report for 154601/0003 - December 2016

Name or company name	Oxfordshire Priority Dental Service
Contract type name	PDS Contract
Purpose of contract	General
Contract start date	01/04/2006
Contract end date	31/03/2017

16/17 Contracted general activity (UDA)	4,000
Carry forward general activity (UDA)	0
16/17 Contracted orthodontic activity (UOA)	0
Carry forward orthodontic activity (UOA)	0
Baseline contract value	£0.00

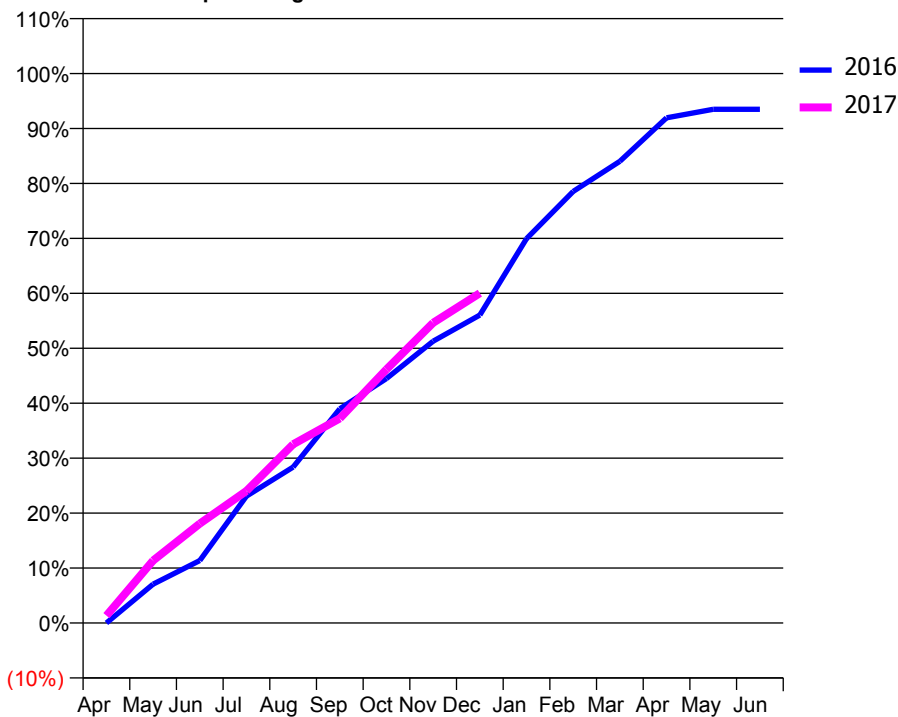
ACCESS*

Patients seen in 24 months	Total	Change since previous quarter
Quarter ending December 2015	1,918	
Quarter ending March 2016	1,932	→
Quarter ending June 2016	1,948	→
Quarter ending September 2016	1,926	↓
Quarter ending December 2016	1,968	↑
Variance since December 2015	2.6%	↑



ACTIVITY

Cumulative percentage of contracted UDA delivered 2016 & 2017



Month	Adjusted Scheduled Activity (UDA)	
	2016	2017
April	0	54
May	283	455
June	454	724
July	924	961
August	1,135	1,301
September	1,559	1,489
October	1,780	1,847
November	2,052	2,185
December	2,242	2,401
January	2,798	
February	3,142	
March	3,361	
April	3,677	
May	3,739	
June	3,739	

QUALITY

	Quantity	Base Number	Contract	AT	Region	England
% of FP17s for the same patient ID Re-attending within 3 months - Children	7	280	2.5%	12.0%	11.9%	12.4%
% of FP17s for the same patient ID Re-attending within 3 months - Adults	45	2,046	2.2%	15.6%	16.5%	16.6%
% of FP17s for the same patient ID Re-attending between 3 & 9 months - Children	1	280	0.4%	57.2%	60.2%	57.5%
% of FP17s for the same patient ID Re-attending between 3 & 9 months - Adults	24	2,046	1.2%	48.8%	52.0%	50.4%
% of FP17s for Band 1 Urgent Courses	2,001	2,002	100.0%	9.6%	9.5%	9.1%
% of FP17s Relating to Free Repair or Replacements	0	2,002	0.0%	0.8%	0.7%	0.8%
% of FP17s Relating to Continuations	0	2,002	0.0%	0.9%	1.2%	1.3%
% of Patients satisfied with the dentistry they have received	1	1	N/A	93.5%	92.9%	92.7%
% of Patients satisfied with the time they had to wait for an appointment	1	1	N/A	90.4%	88.8%	88.8%

* This is based on patients treated on this contract for their most recent course of treatment. Figures in italics indicate the base number of FP17s or Patient Questionnaire responses are less than 100. N/A is shown where the base number of responses is less than 10 during the period. % is calculated as Quantity/Base number*100

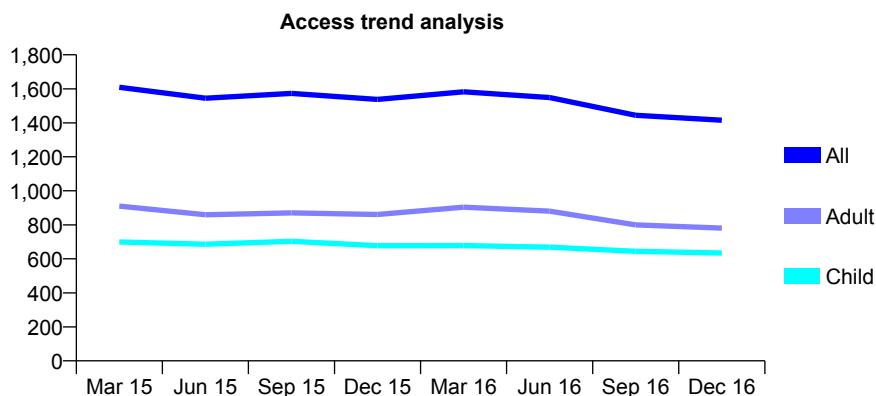
Q69 - Vital Signs At a Glance Contract Report for 154601/0004 - December 2016

Name or company name	Oxfordshire Priority Dental Service
Contract type name	PDS Contract
Purpose of contract	General
Contract start date	01/04/2006
Contract end date	31/03/2017

16/17 Contracted general activity (UDA)	5,000
Carry forward general activity (UDA)	0
16/17 Contracted orthodontic activity (UOA)	0
Carry forward orthodontic activity (UOA)	0
Baseline contract value	£0.00

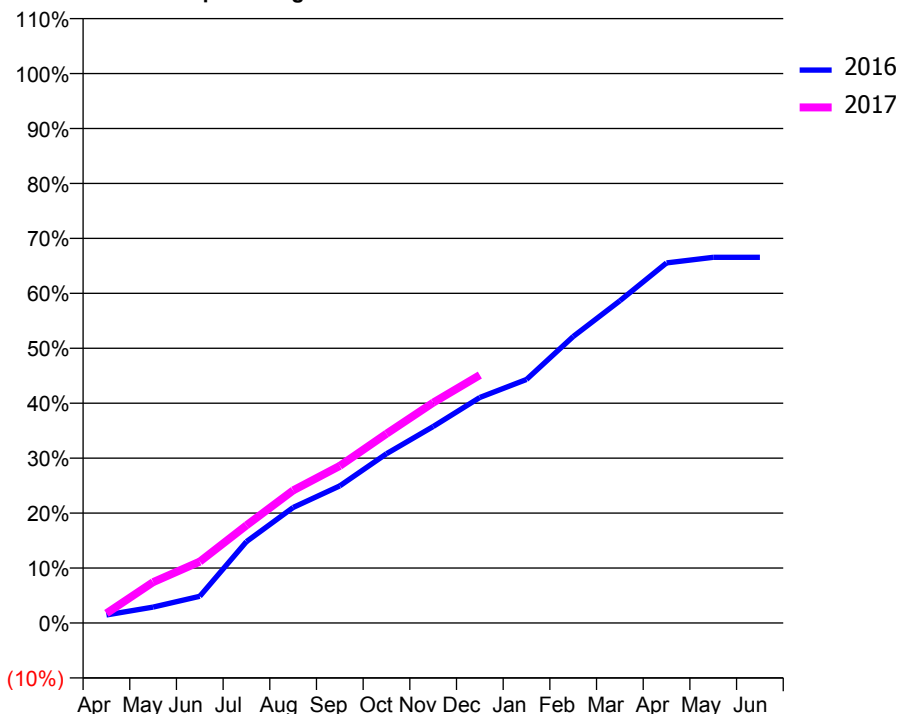
ACCESS*

Patients seen in 24 months	Total	Change since previous quarter
Quarter ending December 2015	1,538	
Quarter ending March 2016	1,582	↑
Quarter ending June 2016	1,549	↓
Quarter ending September 2016	1,444	↓
Quarter ending December 2016	1,415	↓
Variance since December 2015	(8.0%)	↓



ACTIVITY

Cumulative percentage of contracted UDA delivered 2016 & 2017



Month	Adjusted Scheduled Activity (UDA)	
	2016	2017
April	74	88
May	145	372
June	243	559
July	741	889
August	1,051	1,207
September	1,248	1,429
October	1,541	1,723
November	1,788	2,005
December	2,052	2,257
January	2,216	
February	2,607	
March	2,932	
April	3,276	
May	3,328	
June	3,328	

QUALITY

	Quantity	Base Number	Contract	AT	Region	England
% of FP17s for the same patient ID Re-attending within 3 months - Children	86	668	12.9%	12.0%	11.9%	12.4%
% of FP17s for the same patient ID Re-attending within 3 months - Adults	84	584	14.4%	15.6%	16.5%	16.6%
% of FP17s for the same patient ID Re-attending between 3 & 9 months - Children	211	668	31.6%	57.2%	60.2%	57.5%
% of FP17s for the same patient ID Re-attending between 3 & 9 months - Adults	111	584	19.0%	48.8%	52.0%	50.4%
% of FP17s for Band 1 Urgent Courses	289	1,101	26.2%	9.6%	9.5%	9.1%
% of FP17s Relating to Free Repair or Replacements	0	1,101	0.0%	0.8%	0.7%	0.8%
% of FP17s Relating to Continuations	11	1,101	1.0%	0.9%	1.2%	1.3%
% of Patients satisfied with the dentistry they have received	1	1	N/A	93.5%	92.9%	92.7%
% of Patients satisfied with the time they had to wait for an appointment	1	1	N/A	90.4%	88.8%	88.8%

* This is based on patients treated on this contract for their most recent course of treatment. Figures in italics indicate the base number of FP17s or Patient Questionnaire responses are less than 100. N/A is shown where the base number of responses is less than 10 during the period. % is calculated as Quantity/Base number*100

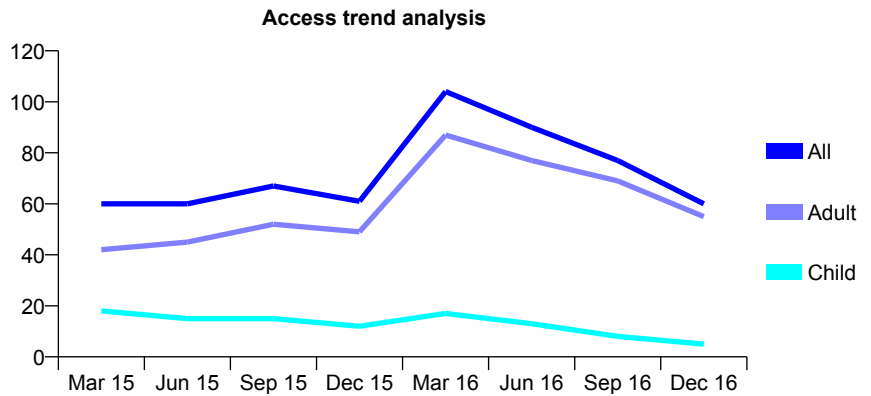
Q69 - Vital Signs At a Glance Contract Report for 154601/0005 - December 2016

Name or company name	Oxfordshire Priority Dental Service
Contract type name	PDS Contract
Purpose of contract	General
Contract start date	01/04/2006
Contract end date	31/03/2017

16/17 Contracted general activity (UDA)	1,000
Carry forward general activity (UDA)	0
16/17 Contracted orthodontic activity (UOA)	0
Carry forward orthodontic activity (UOA)	0
Baseline contract value	£0.00

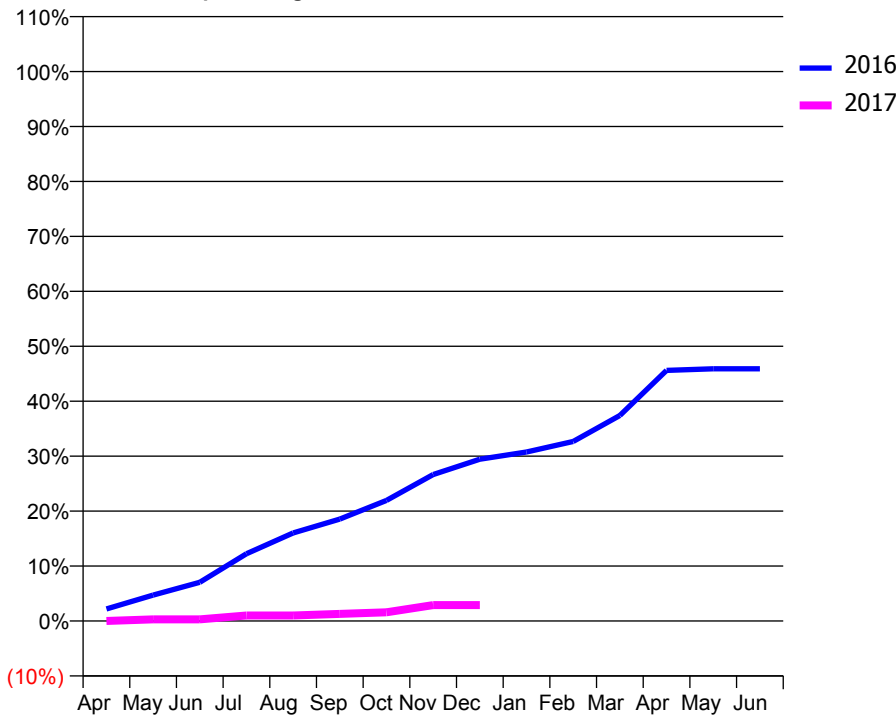
ACCESS*

Patients seen in 24 months	Total	Change since previous quarter
Quarter ending December 2015	61	
Quarter ending March 2016	104	↑
Quarter ending June 2016	90	↓
Quarter ending September 2016	77	↓
Quarter ending December 2016	60	↓
Variance since December 2015	(1.6%)	↓



ACTIVITY

Cumulative percentage of contracted UDA delivered 2016 & 2017



Month	Adjusted Scheduled Activity (UDA)	
	2016	2017
April	22	0
May	47	3
June	70	3
July	122	10
August	160	10
September	185	13
October	220	16
November	267	29
December	295	29
January	308	
February	327	
March	374	
April	456	
May	459	
June	459	

QUALITY

	Quantity	Base Number	Contract	AT	Region	England
% of FP17s for the same patient ID Re-attending within 3 months - Children	0	10	0.0%	12.0%	11.9%	12.4%
% of FP17s for the same patient ID Re-attending within 3 months - Adults	0	34	0.0%	15.6%	16.5%	16.6%
% of FP17s for the same patient ID Re-attending between 3 & 9 months - Children	0	10	0.0%	57.2%	60.2%	57.5%
% of FP17s for the same patient ID Re-attending between 3 & 9 months - Adults	0	34	0.0%	48.8%	52.0%	50.4%
% of FP17s for Band 1 Urgent Courses	0	8	0.0%	9.6%	9.5%	9.1%
% of FP17s Relating to Free Repair or Replacements	0	8	0.0%	0.8%	0.7%	0.8%
% of FP17s Relating to Continuations	0	8	0.0%	0.9%	1.2%	1.3%
% of Patients satisfied with the dentistry they have received	0	0	N/A	93.5%	92.9%	92.7%
% of Patients satisfied with the time they had to wait for an appointment	0	0	N/A	90.4%	88.8%	88.8%

* This is based on patients treated on this contract for their most recent course of treatment. Figures in italics indicate the base number of FP17s or Patient Questionnaire responses are less than 100. N/A is shown where the base number of responses is less than 10 during the period. % is calculated as Quantity/Base number*100

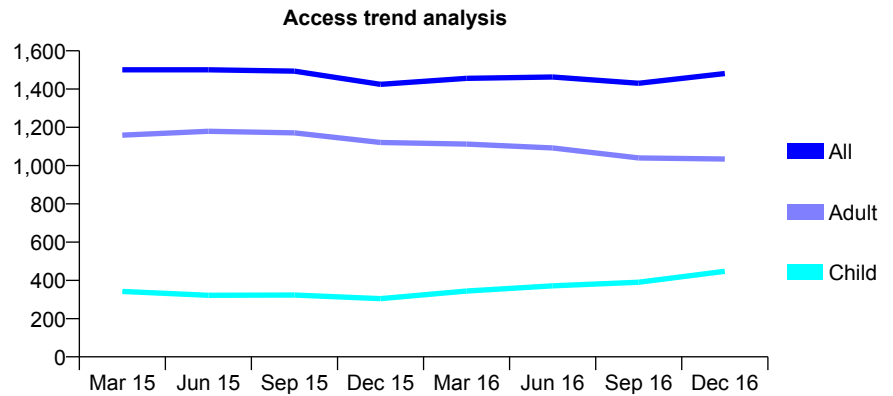
Q69 - Vital Signs At a Glance Contract Report for 154601/0006 - December 2016

Name or company name	Oxfordshire Priority Dental Service
Contract type name	PDS Contract
Purpose of contract	General
Contract start date	01/04/2006
Contract end date	31/03/2017

16/17 Contracted general activity (UDA)	4,000
Carry forward general activity (UDA)	0
16/17 Contracted orthodontic activity (UOA)	0
Carry forward orthodontic activity (UOA)	0
Baseline contract value	£0.00

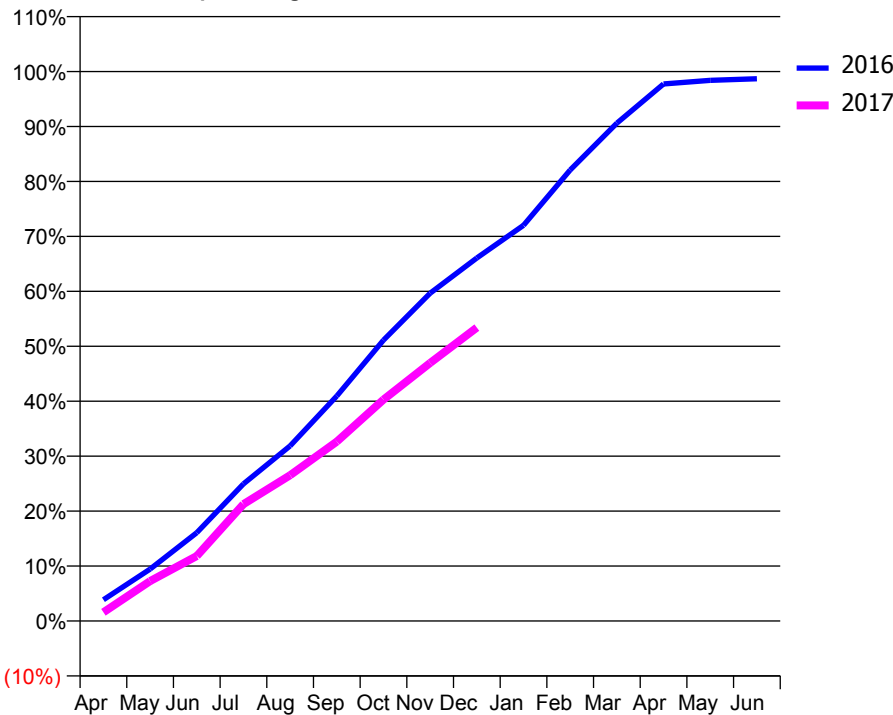
ACCESS*

Patients seen in 24 months	Total	Change since previous quarter
Quarter ending December 2015	1,425	
Quarter ending March 2016	1,456	↑
Quarter ending June 2016	1,463	→
Quarter ending September 2016	1,430	↓
Quarter ending December 2016	1,481	↑
Variance since December 2015	3.9%	↑



ACTIVITY

Cumulative percentage of contracted UDA delivered 2016 & 2017



Month	Adjusted Scheduled Activity (UDA)	
	2016	2017
April	155	63
May	378	291
June	643	473
July	998	851
August	1,275	1,062
September	1,638	1,306
October	2,045	1,611
November	2,386	1,879
December	2,642	2,136
January	2,881	
February	3,283	
March	3,624	
April	3,910	
May	3,936	
June	3,948	

QUALITY

	Quantity	Base Number	Contract	AT	Region	England
% of FP17s for the same patient ID Re-attending within 3 months - Children	45	502	9.0%	12.0%	11.9%	12.4%
% of FP17s for the same patient ID Re-attending within 3 months - Adults	100	771	13.0%	15.6%	16.5%	16.6%
% of FP17s for the same patient ID Re-attending between 3 & 9 months - Children	104	502	20.7%	57.2%	60.2%	57.5%
% of FP17s for the same patient ID Re-attending between 3 & 9 months - Adults	210	771	27.2%	48.8%	52.0%	50.4%
% of FP17s for Band 1 Urgent Courses	273	1,147	23.8%	9.6%	9.5%	9.1%
% of FP17s Relating to Free Repair or Replacements	1	1,147	0.1%	0.8%	0.7%	0.8%
% of FP17s Relating to Continuations	6	1,147	0.5%	0.9%	1.2%	1.3%
% of Patients satisfied with the dentistry they have received	1	2	N/A	93.5%	92.9%	92.7%
% of Patients satisfied with the time they had to wait for an appointment	2	2	N/A	90.4%	88.8%	88.8%

* This is based on patients treated on this contract for their most recent course of treatment. Figures in italics indicate the base number of FP17s or Patient Questionnaire responses are less than 100. N/A is shown where the base number of responses is less than 10 during the period. % is calculated as Quantity/Base number*100

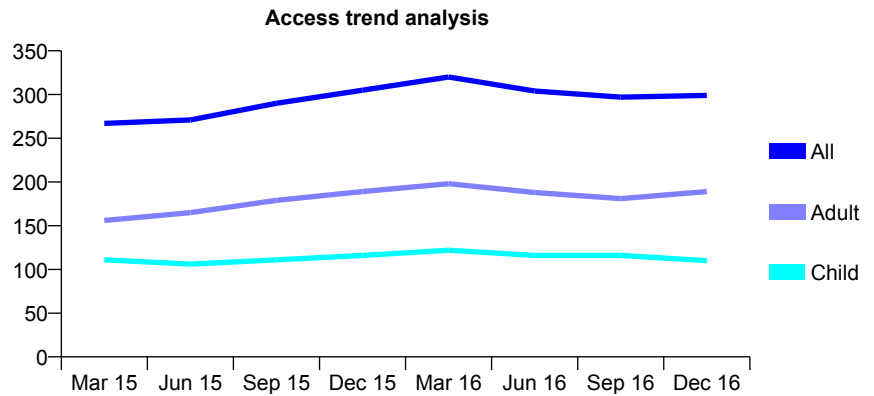
Q69 - Vital Signs At a Glance Contract Report for 154601/0007 - December 2016

Name or company name	Oxfordshire Priority Dental Service
Contract type name	PDS Contract
Purpose of contract	General
Contract start date	01/04/2006
Contract end date	31/03/2017

16/17 Contracted general activity (UDA)	1,000
Carry forward general activity (UDA)	0
16/17 Contracted orthodontic activity (UOA)	0
Carry forward orthodontic activity (UOA)	0
Baseline contract value	£0.00

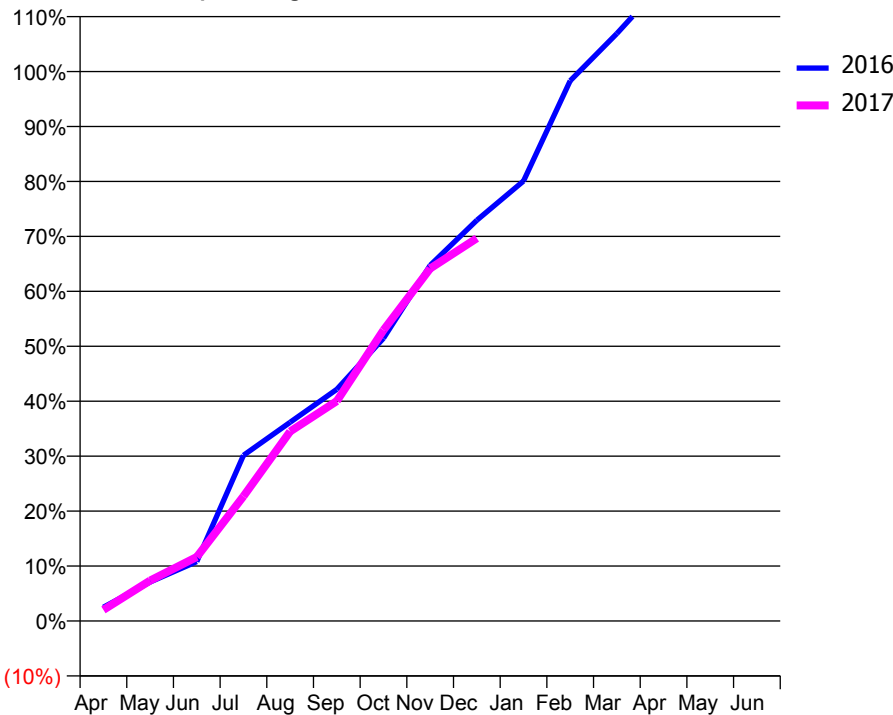
ACCESS*

Patients seen in 24 months	Total	Change since previous quarter
Quarter ending December 2015	305	
Quarter ending March 2016	320	↑
Quarter ending June 2016	304	↓
Quarter ending September 2016	297	↓
Quarter ending December 2016	299	→
Variance since December 2015	(2.0%)	↓



ACTIVITY

Cumulative percentage of contracted UDA delivered 2016 & 2017



Month	Adjusted Scheduled Activity (UDA)	
	2016	2017
April	25	20
May	71	74
June	108	117
July	301	227
August	362	345
September	422	400
October	515	529
November	647	642
December	729	697
January	801	
February	983	
March	1,069	
April	1,162	
May	1,182	
June	1,182	

QUALITY

	Quantity	Base Number	Contract	AT	Region	England
% of FP17s for the same patient ID Re-attending within 3 months - Children	20	161	12.4%	12.0%	11.9%	12.4%
% of FP17s for the same patient ID Re-attending within 3 months - Adults	15	146	10.3%	15.6%	16.5%	16.6%
% of FP17s for the same patient ID Re-attending between 3 & 9 months - Children	80	161	49.7%	57.2%	60.2%	57.5%
% of FP17s for the same patient ID Re-attending between 3 & 9 months - Adults	64	146	43.8%	48.8%	52.0%	50.4%
% of FP17s for Band 1 Urgent Courses	8	261	3.1%	9.6%	9.5%	9.1%
% of FP17s Relating to Free Repair or Replacements	0	261	0.0%	0.8%	0.7%	0.8%
% of FP17s Relating to Continuations	3	261	1.1%	0.9%	1.2%	1.3%
% of Patients satisfied with the dentistry they have received	0	0	N/A	93.5%	92.9%	92.7%
% of Patients satisfied with the time they had to wait for an appointment	0	0	N/A	90.4%	88.8%	88.8%

* This is based on patients treated on this contract for their most recent course of treatment. Figures in italics indicate the base number of FP17s or Patient Questionnaire responses are less than 100. N/A is shown where the base number of responses is less than 10 during the period. % is calculated as Quantity/Base number*100

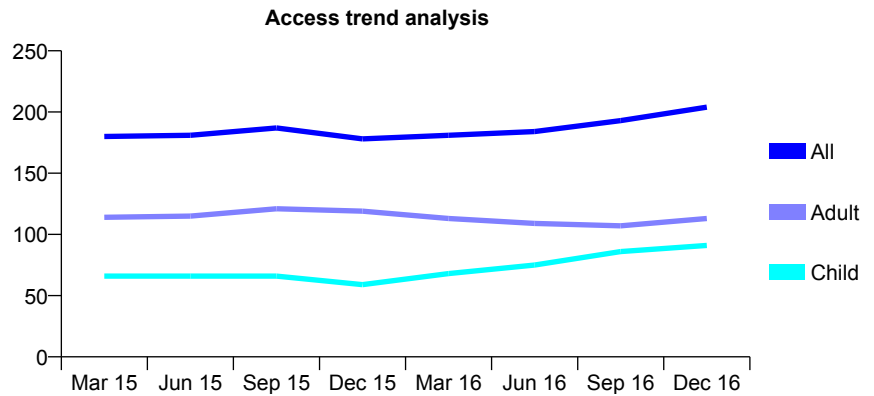
Q69 - Vital Signs At a Glance Contract Report for 154601/0008 - December 2016

Name or company name	Oxfordshire Priority Dental Service
Contract type name	PDS Contract
Purpose of contract	General
Contract start date	01/04/2006
Contract end date	31/03/2017

16/17 Contracted general activity (UDA)	1,000
Carry forward general activity (UDA)	0
16/17 Contracted orthodontic activity (UOA)	0
Carry forward orthodontic activity (UOA)	0
Baseline contract value	£0.00

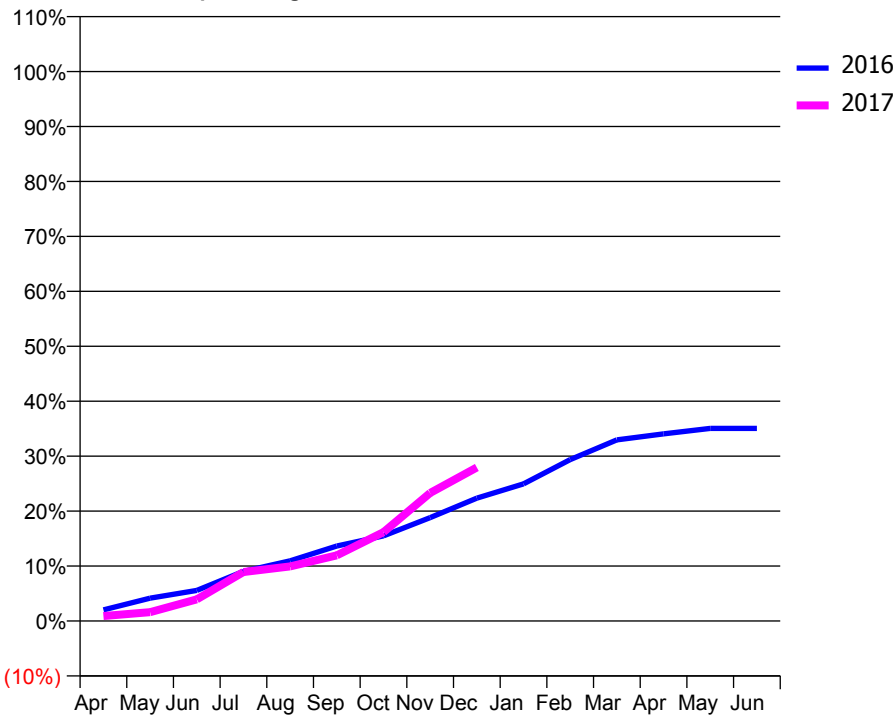
ACCESS*

Patients seen in 24 months	Total	Change since previous quarter
Quarter ending December 2015	178	
Quarter ending March 2016	181	→
Quarter ending June 2016	184	→
Quarter ending September 2016	193	↑
Quarter ending December 2016	204	↑
Variance since December 2015	14.6%	↑



ACTIVITY

Cumulative percentage of contracted UDA delivered 2016 & 2017



Month	Adjusted Scheduled Activity (UDA)	
	2016	2017
April	20	9
May	42	16
June	56	39
July	90	89
August	110	99
September	136	119
October	155	162
November	188	233
December	224	279
January	250	
February	294	
March	330	
April	341	
May	351	
June	351	

QUALITY

	Quantity	Base Number	Contract	AT	Region	England
% of FP17s for the same patient ID Re-attending within 3 months - Children	3	97	3.1%	12.0%	11.9%	12.4%
% of FP17s for the same patient ID Re-attending within 3 months - Adults	4	90	4.4%	15.6%	16.5%	16.6%
% of FP17s for the same patient ID Re-attending between 3 & 9 months - Children	23	97	23.7%	57.2%	60.2%	57.5%
% of FP17s for the same patient ID Re-attending between 3 & 9 months - Adults	27	90	30.0%	48.8%	52.0%	50.4%
% of FP17s for Band 1 Urgent Courses	12	174	6.9%	9.6%	9.5%	9.1%
% of FP17s Relating to Free Repair or Replacements	0	174	0.0%	0.8%	0.7%	0.8%
% of FP17s Relating to Continuations	2	174	1.1%	0.9%	1.2%	1.3%
% of Patients satisfied with the dentistry they have received	1	1	N/A	93.5%	92.9%	92.7%
% of Patients satisfied with the time they had to wait for an appointment	1	1	N/A	90.4%	88.8%	88.8%

* This is based on patients treated on this contract for their most recent course of treatment. Figures in italics indicate the base number of FP17s or Patient Questionnaire responses are less than 100. N/A is shown where the base number of responses is less than 10 during the period. % is calculated as Quantity/Base number*100

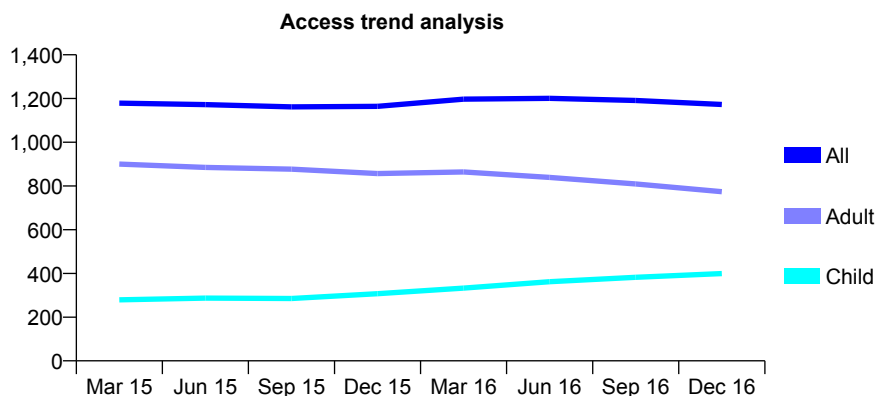
Q69 - Vital Signs At a Glance Contract Report for 154601/0009 - December 2016

Name or company name	Oxfordshire Priority Dental Service
Contract type name	PDS Contract
Purpose of contract	General
Contract start date	01/04/2006
Contract end date	31/03/2017

16/17 Contracted general activity (UDA)	3,000
Carry forward general activity (UDA)	0
16/17 Contracted orthodontic activity (UOA)	0
Carry forward orthodontic activity (UOA)	0
Baseline contract value	£0.00

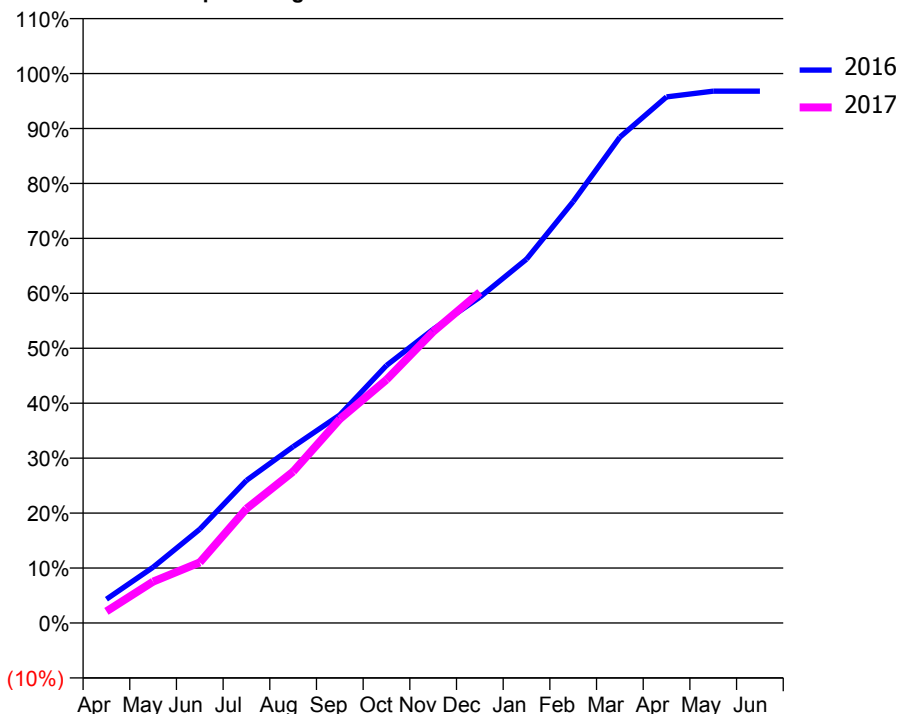
ACCESS*

Patients seen in 24 months	Total	Change since previous quarter
Quarter ending December 2015	1,164	
Quarter ending March 2016	1,197	↑
Quarter ending June 2016	1,201	→
Quarter ending September 2016	1,191	→
Quarter ending December 2016	1,173	↓
Variance since December 2015	0.8%	→



ACTIVITY

Cumulative percentage of contracted UDA delivered 2016 & 2017



Month	Adjusted Scheduled Activity (UDA)	
	2016	2017
April	130	64
May	305	226
June	512	331
July	779	625
August	963	827
September	1,136	1,113
October	1,406	1,328
November	1,603	1,590
December	1,779	1,806
January	1,986	
February	2,301	
March	2,652	
April	2,872	
May	2,903	
June	2,903	

QUALITY

	Quantity	Base Number	Contract	AT	Region	England
% of FP17s for the same patient ID Re-attending within 3 months - Children	36	494	7.3%	12.0%	11.9%	12.4%
% of FP17s for the same patient ID Re-attending within 3 months - Adults	56	587	9.5%	15.6%	16.5%	16.6%
% of FP17s for the same patient ID Re-attending between 3 & 9 months - Children	120	494	24.3%	57.2%	60.2%	57.5%
% of FP17s for the same patient ID Re-attending between 3 & 9 months - Adults	157	587	26.7%	48.8%	52.0%	50.4%
% of FP17s for Band 1 Urgent Courses	134	982	13.6%	9.6%	9.5%	9.1%
% of FP17s Relating to Free Repair or Replacements	0	982	0.0%	0.8%	0.7%	0.8%
% of FP17s Relating to Continuations	5	982	0.5%	0.9%	1.2%	1.3%
% of Patients satisfied with the dentistry they have received	1	1	N/A	93.5%	92.9%	92.7%
% of Patients satisfied with the time they had to wait for an appointment	1	1	N/A	90.4%	88.8%	88.8%

* This is based on patients treated on this contract for their most recent course of treatment. Figures in italics indicate the base number of FP17s or Patient Questionnaire responses are less than 100. N/A is shown where the base number of responses is less than 10 during the period. % is calculated as Quantity/Base number*100

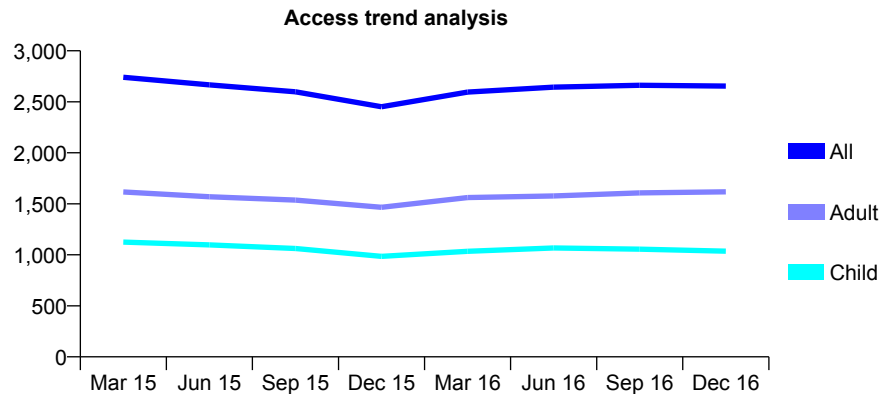
Q69 - Vital Signs At a Glance Contract Report for 154601/0010 - December 2016

Name or company name	Oxfordshire Priority Dental Service
Contract type name	PDS Contract
Purpose of contract	General
Contract start date	01/04/2006
Contract end date	31/03/2017

16/17 Contracted general activity (UDA)	5,400
Carry forward general activity (UDA)	0
16/17 Contracted orthodontic activity (UOA)	0
Carry forward orthodontic activity (UOA)	0
Baseline contract value	£0.00

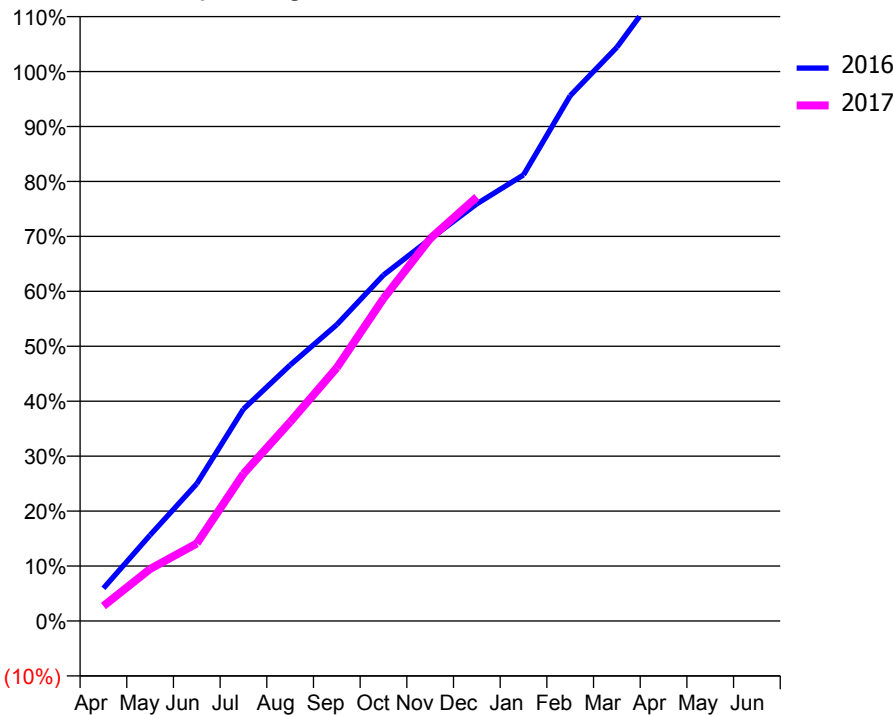
ACCESS*

Patients seen in 24 months	Total	Change since previous quarter
Quarter ending December 2015	2,451	
Quarter ending March 2016	2,595	↑
Quarter ending June 2016	2,644	→
Quarter ending September 2016	2,662	→
Quarter ending December 2016	2,654	→
Variance since December 2015	8.3%	↑



ACTIVITY

Cumulative percentage of contracted UDA delivered 2016 & 2017



Month	Adjusted Scheduled Activity (UDA)	
	2016	2017
April	322	147
May	845	512
June	1,349	763
July	2,083	1,448
August	2,516	1,956
September	2,913	2,489
October	3,400	3,169
November	3,755	3,758
December	4,099	4,166
January	4,384	
February	5,163	
March	5,638	
April	6,259	
May	6,321	
June	6,323	

QUALITY

	Quantity	Base Number	Contract	AT	Region	England
% of FP17s for the same patient ID Re-attending within 3 months - Children	73	1,096	6.7%	12.0%	11.9%	12.4%
% of FP17s for the same patient ID Re-attending within 3 months - Adults	104	1,414	7.4%	15.6%	16.5%	16.6%
% of FP17s for the same patient ID Re-attending between 3 & 9 months - Children	302	1,096	27.6%	57.2%	60.2%	57.5%
% of FP17s for the same patient ID Re-attending between 3 & 9 months - Adults	239	1,414	16.9%	48.8%	52.0%	50.4%
% of FP17s for Band 1 Urgent Courses	452	2,200	20.5%	9.6%	9.5%	9.1%
% of FP17s Relating to Free Repair or Replacements	0	2,200	0.0%	0.8%	0.7%	0.8%
% of FP17s Relating to Continuations	8	2,200	0.4%	0.9%	1.2%	1.3%
% of Patients satisfied with the dentistry they have received	2	2	N/A	93.5%	92.9%	92.7%
% of Patients satisfied with the time they had to wait for an appointment	2	2	N/A	90.4%	88.8%	88.8%

* This is based on patients treated on this contract for their most recent course of treatment. Figures in italics indicate the base number of FP17s or Patient Questionnaire responses are less than 100. N/A is shown where the base number of responses is less than 10 during the period. % is calculated as Quantity/Base number*100

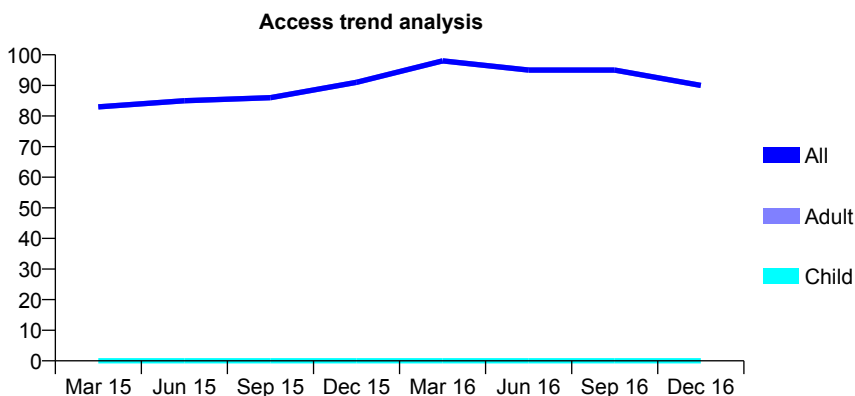
Q69 - Vital Signs At a Glance Contract Report for 154601/0012 - December 2016

Name or company name	Oxfordshire Priority Dental Service
Contract type name	PDS Contract
Purpose of contract	General
Contract start date	01/04/2006
Contract end date	31/03/2017

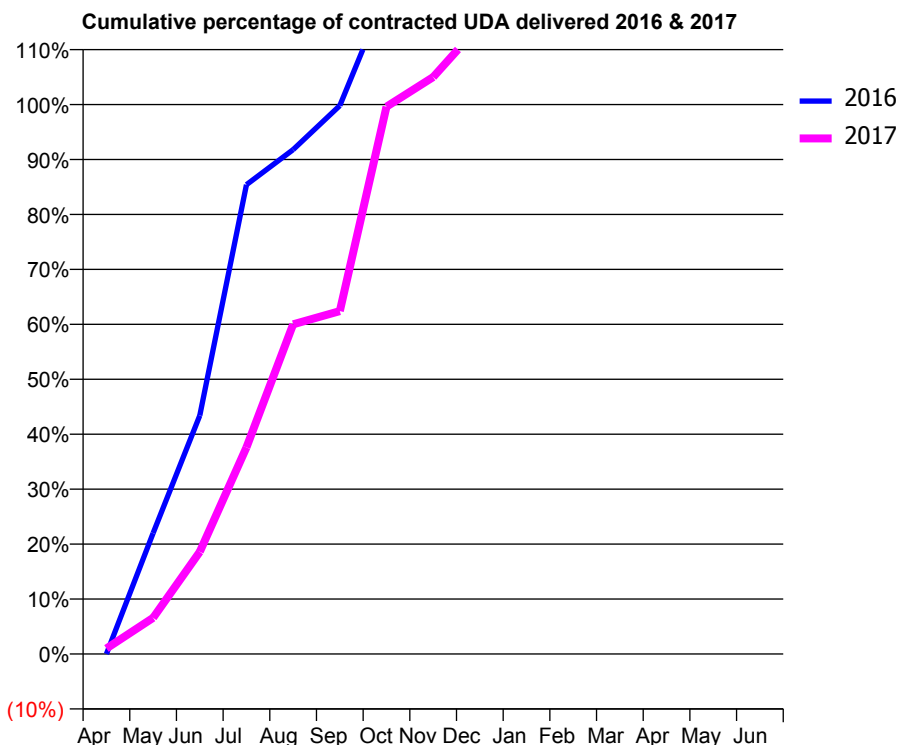
16/17 Contracted general activity (UDA)	100
Carry forward general activity (UDA)	0
16/17 Contracted orthodontic activity (UOA)	0
Carry forward orthodontic activity (UOA)	0
Baseline contract value	£0.00

ACCESS*

Patients seen in 24 months	Total	Change since previous quarter
Quarter ending December 2015	91	
Quarter ending March 2016	98	↑
Quarter ending June 2016	95	↓
Quarter ending September 2016	95	→
Quarter ending December 2016	90	↓
Variance since December 2015	(1.1%)	↓



ACTIVITY



Month	Adjusted Scheduled Activity (UDA)	
	2016	2017
April	0	1
May	22	7
June	43	19
July	85	38
August	92	60
September	100	62
October	120	100
November	124	105
December	148	114
January	153	
February	208	
March	228	
April	266	
May	266	
June	269	

QUALITY

	Quantity	Base Number	Contract	AT	Region	England
% of FP17s for the same patient ID Re-attending within 3 months - Children	0	0	N/A	12.0%	11.9%	12.4%
% of FP17s for the same patient ID Re-attending within 3 months - Adults	5	60	8.3%	15.6%	16.5%	16.6%
% of FP17s for the same patient ID Re-attending between 3 & 9 months - Children	0	0	N/A	57.2%	60.2%	57.5%
% of FP17s for the same patient ID Re-attending between 3 & 9 months - Adults	9	60	15.0%	48.8%	52.0%	50.4%
% of FP17s for Band 1 Urgent Courses	22	43	51.2%	9.6%	9.5%	9.1%
% of FP17s Relating to Free Repair or Replacements	0	43	0.0%	0.8%	0.7%	0.8%
% of FP17s Relating to Continuations	0	43	0.0%	0.9%	1.2%	1.3%
% of Patients satisfied with the dentistry they have received	0	0	N/A	93.5%	92.9%	92.7%
% of Patients satisfied with the time they had to wait for an appointment	0	0	N/A	90.4%	88.8%	88.8%

* This is based on patients treated on this contract for their most recent course of treatment. Figures in italics indicate the base number of FP17s or Patient Questionnaire responses are less than 100. N/A is shown where the base number of responses is less than 10 during the period. % is calculated as Quantity/Base number*100

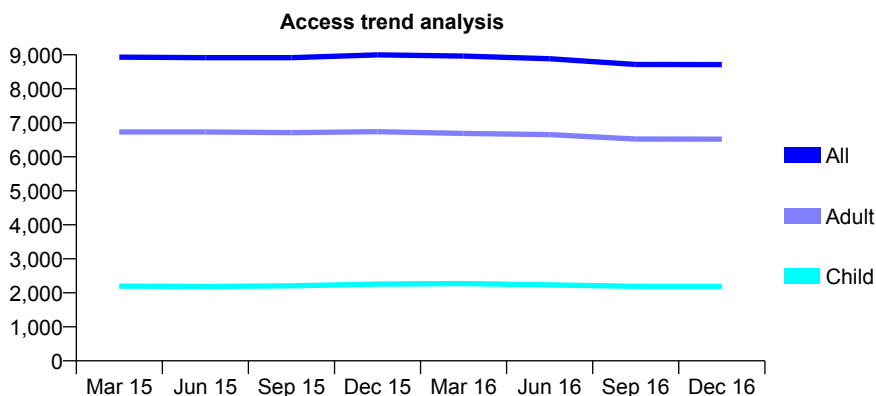
Q69 - Vital Signs At a Glance Contract Report for 155713/0001 - December 2016

Name or company name	NIGHTINGALE COTTAGE DENTAL PRAC
Contract type name	GDS Contract
Purpose of contract	General
Contract start date	01/04/2013
Contract end date	

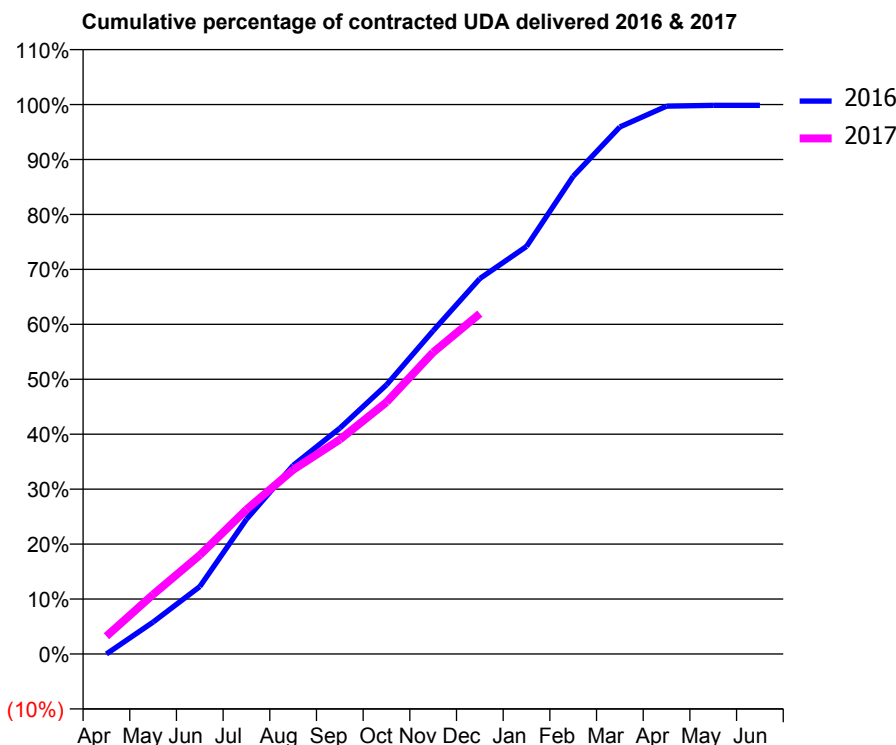
16/17 Contracted general activity (UDA)	24,761
Carry forward general activity (UDA)	37
16/17 Contracted orthodontic activity (UOA)	0
Carry forward orthodontic activity (UOA)	0
Baseline contract value	£548,232.97

ACCESS*

Patients seen in 24 months	Total	Change since previous quarter
Quarter ending December 2015	8,997	
Quarter ending March 2016	8,961	→
Quarter ending June 2016	8,886	→
Quarter ending September 2016	8,714	↓
Quarter ending December 2016	8,711	→
Variance since December 2015	(3.2%)	↓



ACTIVITY



Month	Adjusted Scheduled Activity (UDA)	
	2016	2017
April	0	799
May	1,440	2,683
June	3,036	4,455
July	6,073	6,508
August	8,501	8,298
September	10,173	9,664
October	12,129	11,347
November	14,568	13,593
December	16,916	15,340
January	18,366	
February	21,528	
March	23,749	
April	24,689	
May	24,724	
June	24,724	

QUALITY

	Quantity	Base Number	Contract	AT	Region	England
% of FP17s for the same patient ID Re-attending within 3 months - Children	147	2,328	6.3%	12.0%	11.9%	12.4%
% of FP17s for the same patient ID Re-attending within 3 months - Adults	820	6,228	13.2%	15.6%	16.5%	16.6%
% of FP17s for the same patient ID Re-attending between 3 & 9 months - Children	1,401	2,328	60.2%	57.2%	60.2%	57.5%
% of FP17s for the same patient ID Re-attending between 3 & 9 months - Adults	3,380	6,228	54.3%	48.8%	52.0%	50.4%
% of FP17s for Band 1 Urgent Courses	617	8,112	7.6%	9.6%	9.5%	9.1%
% of FP17s Relating to Free Repair or Replacements	66	8,112	0.8%	0.8%	0.7%	0.8%
% of FP17s Relating to Continuations	109	8,112	1.3%	0.9%	1.2%	1.3%
% of Patients satisfied with the dentistry they have received	14	14	100.0%	93.5%	92.9%	92.7%
% of Patients satisfied with the time they had to wait for an appointment	13	14	92.9%	90.4%	88.8%	88.8%

* This is based on patients treated on this contract for their most recent course of treatment. Figures in italics indicate the base number of FP17s or Patient Questionnaire responses are less than 100. N/A is shown where the base number of responses is less than 10 during the period. % is calculated as Quantity/Base number*100

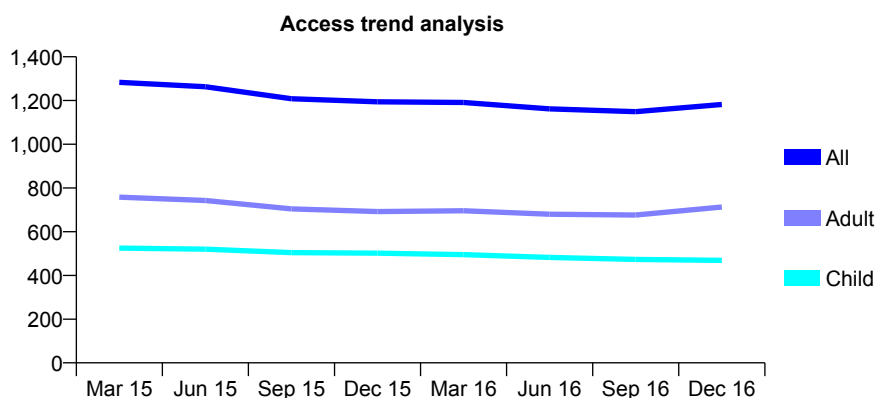
Q69 - Vital Signs At a Glance Contract Report for 156043/0001 - December 2016

Name or company name	Burghfield Dental Care Limited
Contract type name	GDS Contract
Purpose of contract	General
Contract start date	01/01/2013
Contract end date	

16/17 Contracted general activity (UDA)	3,945
Carry forward general activity (UDA)	-65
16/17 Contracted orthodontic activity (UOA)	0
Carry forward orthodontic activity (UOA)	0
Baseline contract value	£90,208.38

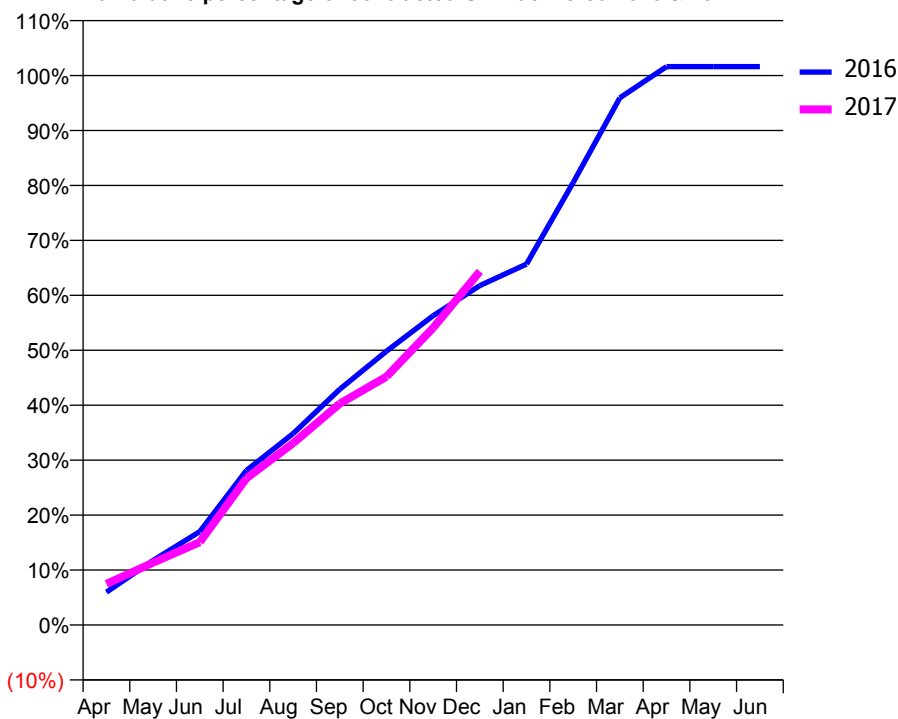
ACCESS*

Patients seen in 24 months	Total	Change since previous quarter
Quarter ending December 2015	1,194	
Quarter ending March 2016	1,191	→
Quarter ending June 2016	1,162	↓
Quarter ending September 2016	1,149	↓
Quarter ending December 2016	1,182	↑
Variance since December 2015	(1.0%)	↓



ACTIVITY

Cumulative percentage of contracted UDA delivered 2016 & 2017



Month	Adjusted Scheduled Activity (UDA)	
	2016	2017
April	241	296
May	475	447
June	686	595
July	1,136	1,054
August	1,406	1,305
September	1,733	1,589
October	2,012	1,783
November	2,273	2,133
December	2,494	2,538
January	2,652	
February	3,252	
March	3,874	
April	4,104	
May	4,104	
June	4,104	

QUALITY

	Quantity	Base Number	Contract	AT	Region	England
% of FP17s for the same patient ID Re-attending within 3 months - Children	55	622	8.8%	12.0%	11.9%	12.4%
% of FP17s for the same patient ID Re-attending within 3 months - Adults	104	806	12.9%	15.6%	16.5%	16.6%
% of FP17s for the same patient ID Re-attending between 3 & 9 months - Children	432	622	69.5%	57.2%	60.2%	57.5%
% of FP17s for the same patient ID Re-attending between 3 & 9 months - Adults	496	806	61.5%	48.8%	52.0%	50.4%
% of FP17s for Band 1 Urgent Courses	76	1,349	5.6%	9.6%	9.5%	9.1%
% of FP17s Relating to Free Repair or Replacements	12	1,349	0.9%	0.8%	0.7%	0.8%
% of FP17s Relating to Continuations	1	1,349	0.1%	0.9%	1.2%	1.3%
% of Patients satisfied with the dentistry they have received	1	1	N/A	93.5%	92.9%	92.7%
% of Patients satisfied with the time they had to wait for an appointment	1	1	N/A	90.4%	88.8%	88.8%

* This is based on patients treated on this contract for their most recent course of treatment. Figures in italics indicate the base number of FP17s or Patient Questionnaire responses are less than 100. N/A is shown where the base number of responses is less than 10 during the period. % is calculated as Quantity/Base number*100

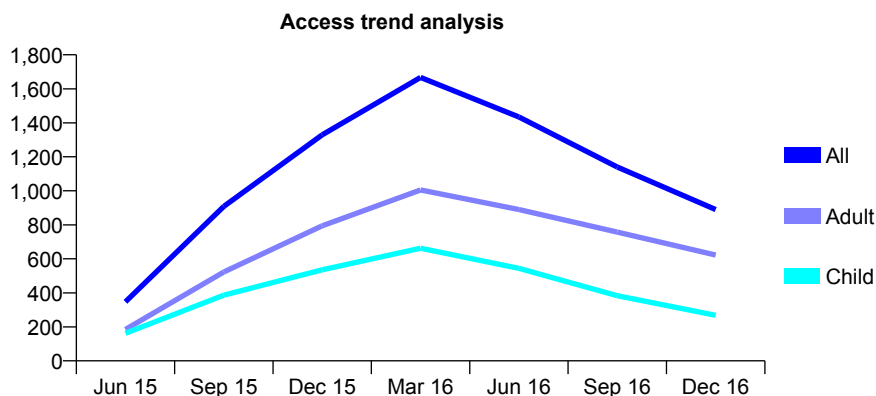
Q69 - Vital Signs At a Glance Contract Report for 157074/0001 - December 2016

Name or company name	Crendon Dental Centre
Contract type name	GDS Contract
Purpose of contract	General
Contract start date	01/04/2015
Contract end date	31/08/2016

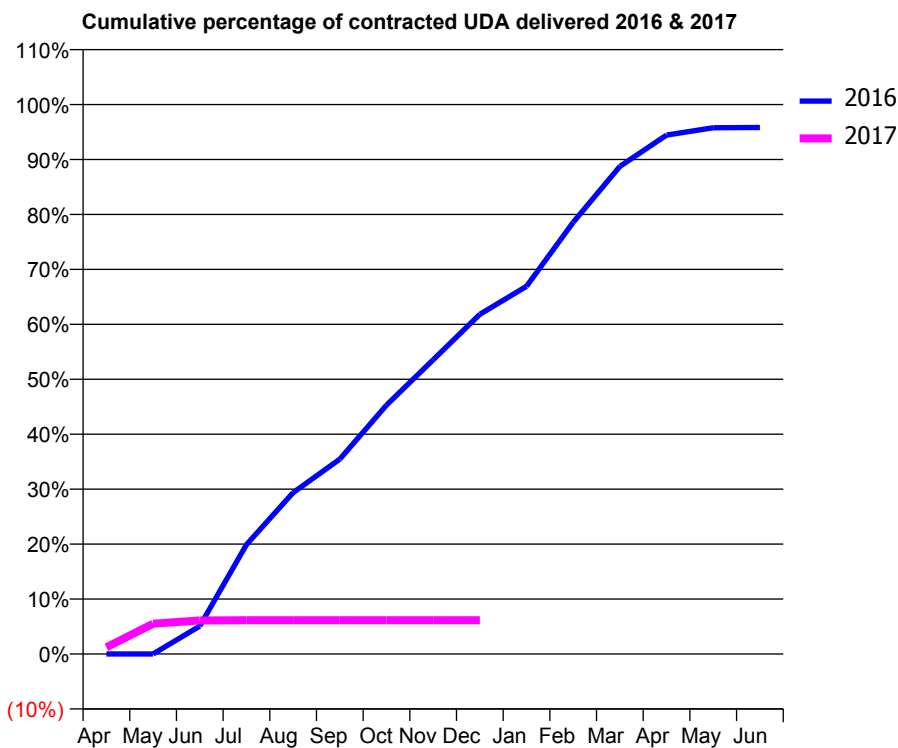
16/17 Contracted general activity (UDA)	2,591
Carry forward general activity (UDA)	0
16/17 Contracted orthodontic activity (UOA)	0
Carry forward orthodontic activity (UOA)	0
Baseline contract value	£56,391.37

ACCESS*

Patients seen in 24 months	Total	Change since previous quarter
Quarter ending December 2015	1,329	
Quarter ending March 2016	1,667	↑
Quarter ending June 2016	1,434	↓
Quarter ending September 2016	1,140	↓
Quarter ending December 2016	890	↓
Variance since December 2015	(33.0%)	↓



ACTIVITY



Month	Adjusted Scheduled Activity (UDA)	
	2016	2017
April	0	32
May	0	143
June	324	158
July	1,268	159
August	1,869	159
September	2,258	159
October	2,883	159
November	3,409	159
December	3,934	159
January	4,260	
February	5,000	
March	5,648	
April	6,010	
May	6,095	
June	6,098	

QUALITY

	Quantity	Base Number	Contract	AT	Region	England
% of FP17s for the same patient ID Re-attending within 3 months - Children	15	89	16.9%	12.0%	11.9%	12.4%
% of FP17s for the same patient ID Re-attending within 3 months - Adults	34	135	25.2%	15.6%	16.5%	16.6%
% of FP17s for the same patient ID Re-attending between 3 & 9 months - Children	33	89	37.1%	57.2%	60.2%	57.5%
% of FP17s for the same patient ID Re-attending between 3 & 9 months - Adults	37	135	27.4%	48.8%	52.0%	50.4%
% of FP17s for Band 1 Urgent Courses	1	44	2.3%	9.6%	9.5%	9.1%
% of FP17s Relating to Free Repair or Replacements	0	44	0.0%	0.8%	0.7%	0.8%
% of FP17s Relating to Continuations	1	44	2.3%	0.9%	1.2%	1.3%
% of Patients satisfied with the dentistry they have received	5	5	N/A	93.5%	92.9%	92.7%
% of Patients satisfied with the time they had to wait for an appointment	5	5	N/A	90.4%	88.8%	88.8%

* This is based on patients treated on this contract for their most recent course of treatment. Figures in italics indicate the base number of FP17s or Patient Questionnaire responses are less than 100. N/A is shown where the base number of responses is less than 10 during the period. % is calculated as Quantity/Base number*100

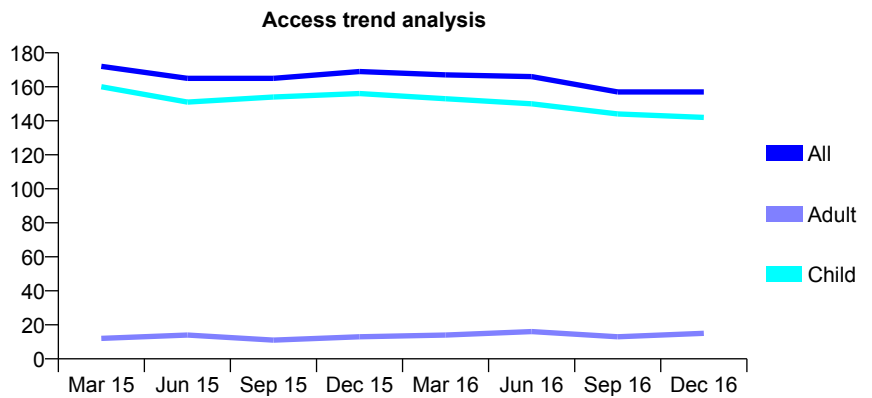
Q69 - Vital Signs At a Glance Contract Report for 157651/0001 - December 2016

Name or company name	Chesham Dental Care
Contract type name	GDS Contract
Purpose of contract	General
Contract start date	01/04/2011
Contract end date	

16/17 Contracted general activity (UDA)	550
Carry forward general activity (UDA)	-11
16/17 Contracted orthodontic activity (UOA)	0
Carry forward orthodontic activity (UOA)	0
Baseline contract value	£13,707.29

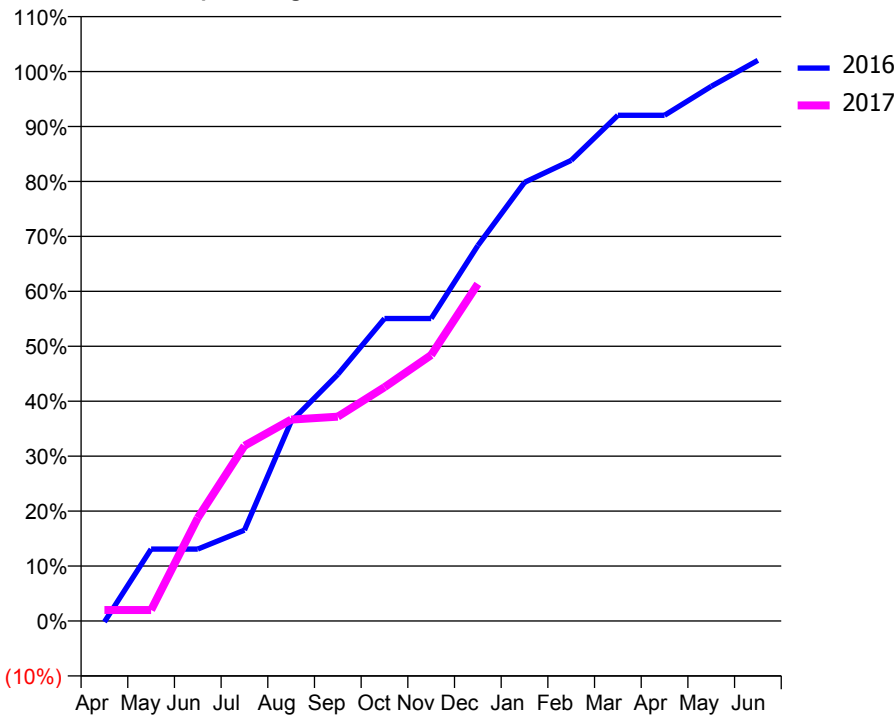
ACCESS*

Patients seen in 24 months	Total	Change since previous quarter
Quarter ending December 2015	169	
Quarter ending March 2016	167	↓
Quarter ending June 2016	166	→
Quarter ending September 2016	157	↓
Quarter ending December 2016	157	→
Variance since December 2015	(7.1%)	↓



ACTIVITY

Cumulative percentage of contracted UDA delivered 2016 & 2017



Month	Adjusted Scheduled Activity (UDA)	
	2016	2017
April	-1	11
May	72	11
June	72	103
July	91	175
August	200	202
September	247	205
October	303	234
November	303	266
December	376	337
January	439	
February	461	
March	506	
April	506	
May	535	
June	561	

QUALITY

	Quantity	Base Number	Contract	AT	Region	England
% of FP17s for the same patient ID Re-attending within 3 months - Children	24	186	12.9%	12.0%	11.9%	12.4%
% of FP17s for the same patient ID Re-attending within 3 months - Adults	1	4	25.0%	15.6%	16.5%	16.6%
% of FP17s for the same patient ID Re-attending between 3 & 9 months - Children	129	186	69.4%	57.2%	60.2%	57.5%
% of FP17s for the same patient ID Re-attending between 3 & 9 months - Adults	2	4	50.0%	48.8%	52.0%	50.4%
% of FP17s for Band 1 Urgent Courses	7	167	4.2%	9.6%	9.5%	9.1%
% of FP17s Relating to Free Repair or Replacements	0	167	0.0%	0.8%	0.7%	0.8%
% of FP17s Relating to Continuations	0	167	0.0%	0.9%	1.2%	1.3%
% of Patients satisfied with the dentistry they have received	1	1	N/A	93.5%	92.9%	92.7%
% of Patients satisfied with the time they had to wait for an appointment	1	1	N/A	90.4%	88.8%	88.8%

* This is based on patients treated on this contract for their most recent course of treatment. Figures in italics indicate the base number of FP17s or Patient Questionnaire responses are less than 100. N/A is shown where the base number of responses is less than 10 during the period. % is calculated as Quantity/Base number*100

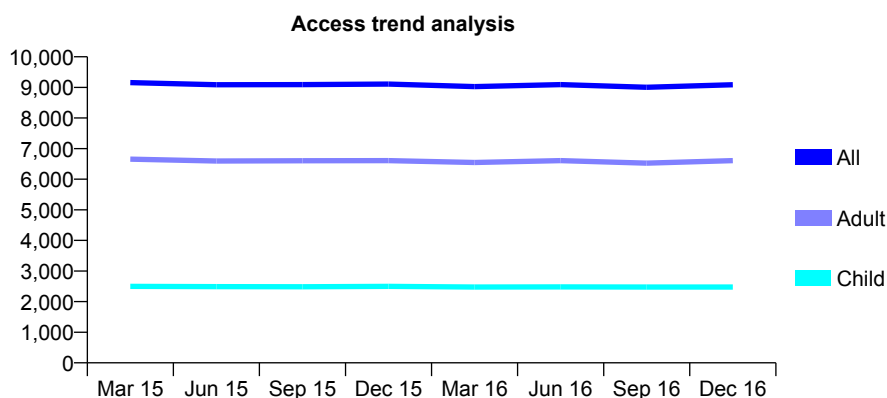
Q69 - Vital Signs At a Glance Contract Report for 157678/0001 - December 2016

Name or company name	PEACHCROFT DENTAL PRACTICE
Contract type name	GDS Contract
Purpose of contract	General
Contract start date	01/04/2011
Contract end date	

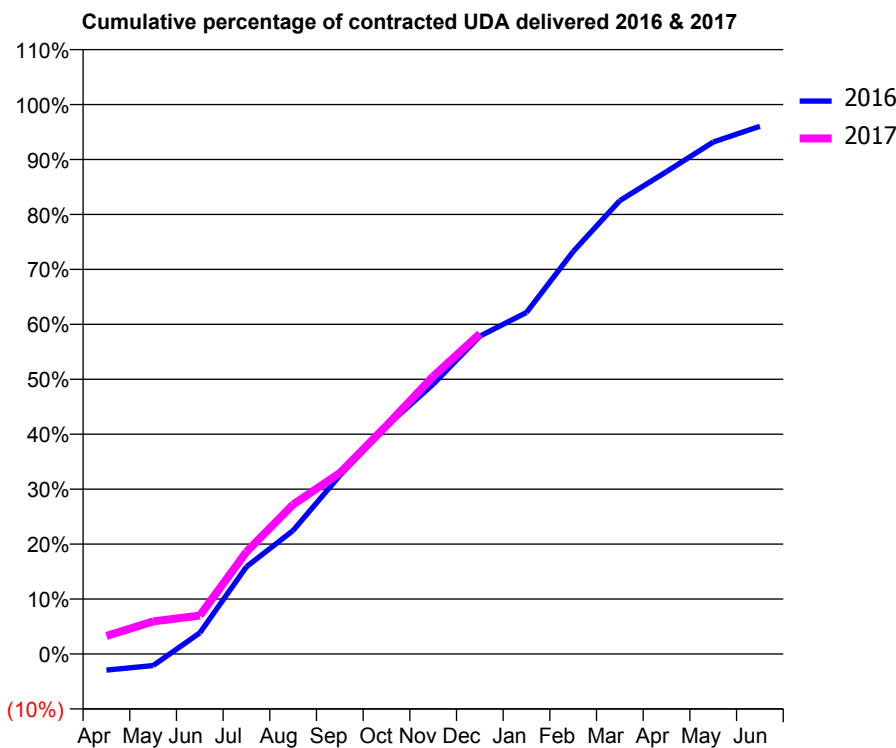
16/17 Contracted general activity (UDA)	26,527
Carry forward general activity (UDA)	0
16/17 Contracted orthodontic activity (UOA)	0
Carry forward orthodontic activity (UOA)	0
Baseline contract value	£540,659.14

ACCESS*

Patients seen in 24 months	Total	Change since previous quarter
Quarter ending December 2015	9,107	
Quarter ending March 2016	9,024	→
Quarter ending June 2016	9,092	→
Quarter ending September 2016	9,003	→
Quarter ending December 2016	9,088	→
Variance since December 2015	(0.2%)	→



ACTIVITY



Month	Adjusted Scheduled Activity (UDA)	
	2016	2017
April	-803	874
May	-579	1,576
June	1,046	1,859
July	4,315	4,935
August	6,106	7,222
September	8,819	8,739
October	11,254	11,025
November	13,329	13,409
December	15,706	15,458
January	16,875	
February	19,886	
March	22,403	
April	23,833	
May	25,300	
June	26,074	

QUALITY

	Quantity	Base Number	Contract	AT	Region	England
% of FP17s for the same patient ID Re-attending within 3 months - Children	153	2,692	5.7%	12.0%	11.9%	12.4%
% of FP17s for the same patient ID Re-attending within 3 months - Adults	643	6,416	10.0%	15.6%	16.5%	16.6%
% of FP17s for the same patient ID Re-attending between 3 & 9 months - Children	1,660	2,692	61.7%	57.2%	60.2%	57.5%
% of FP17s for the same patient ID Re-attending between 3 & 9 months - Adults	3,799	6,416	59.2%	48.8%	52.0%	50.4%
% of FP17s for Band 1 Urgent Courses	684	7,577	9.0%	9.6%	9.5%	9.1%
% of FP17s Relating to Free Repair or Replacements	50	7,577	0.7%	0.8%	0.7%	0.8%
% of FP17s Relating to Continuations	41	7,577	0.5%	0.9%	1.2%	1.3%
% of Patients satisfied with the dentistry they have received	13	15	86.7%	93.5%	92.9%	92.7%
% of Patients satisfied with the time they had to wait for an appointment	15	15	100.0%	90.4%	88.8%	88.8%

* This is based on patients treated on this contract for their most recent course of treatment. Figures in italics indicate the base number of FP17s or Patient Questionnaire responses are less than 100. N/A is shown where the base number of responses is less than 10 during the period. % is calculated as Quantity/Base number*100

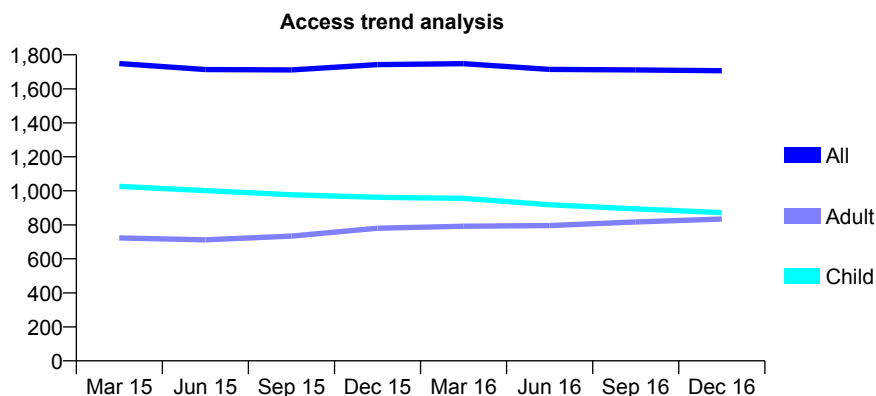
Q69 - Vital Signs At a Glance Contract Report for 159115/0001 - December 2016

Name or company name	The Dental Centre Ltd
Contract type name	GDS Contract
Purpose of contract	General
Contract start date	15/12/2007
Contract end date	

16/17 Contracted general activity (UDA)	4,250
Carry forward general activity (UDA)	-84
16/17 Contracted orthodontic activity (UOA)	0
Carry forward orthodontic activity (UOA)	0
Baseline contract value	£114,826.53

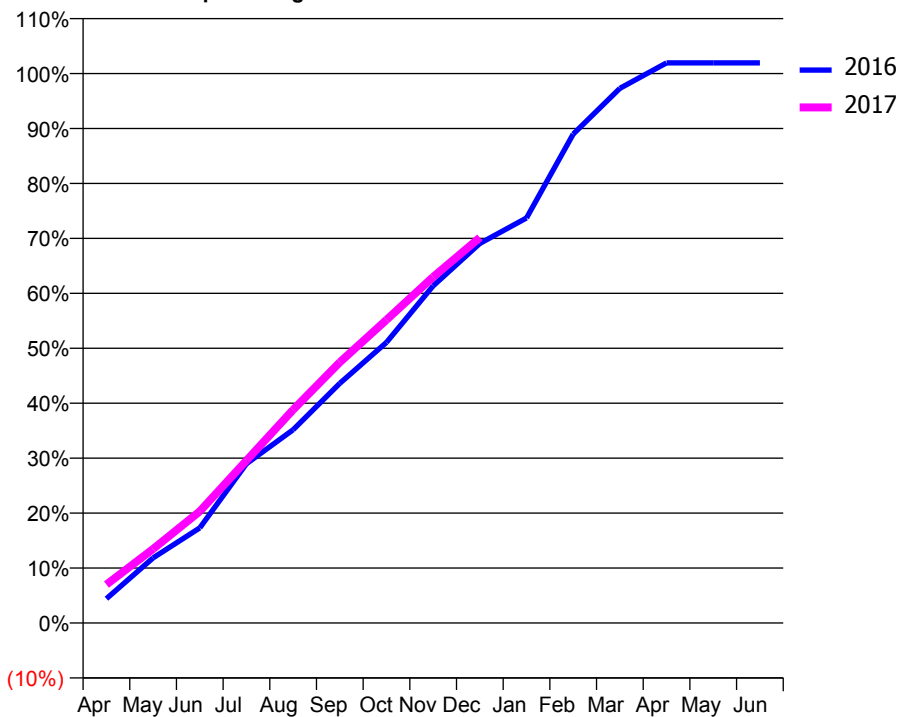
ACCESS*

Patients seen in 24 months	Total	Change since previous quarter
Quarter ending December 2015	1,742	
Quarter ending March 2016	1,748	→
Quarter ending June 2016	1,714	↓
Quarter ending September 2016	1,711	→
Quarter ending December 2016	1,706	→
Variance since December 2015	(2.1%)	↓



ACTIVITY

Cumulative percentage of contracted UDA delivered 2016 & 2017



Month	Adjusted Scheduled Activity (UDA)	
	2016	2017
April	192	298
May	516	573
June	753	864
July	1,261	1,257
August	1,530	1,650
September	1,897	2,016
October	2,221	2,345
November	2,669	2,677
December	3,005	2,981
January	3,206	
February	3,870	
March	4,233	
April	4,434	
May	4,434	
June	4,434	

QUALITY

	Quantity	Base Number	Contract	AT	Region	England
% of FP17s for the same patient ID Re-attending within 3 months - Children	60	1,040	5.8%	12.0%	11.9%	12.4%
% of FP17s for the same patient ID Re-attending within 3 months - Adults	61	683	8.9%	15.6%	16.5%	16.6%
% of FP17s for the same patient ID Re-attending between 3 & 9 months - Children	694	1,040	66.7%	57.2%	60.2%	57.5%
% of FP17s for the same patient ID Re-attending between 3 & 9 months - Adults	386	683	56.5%	48.8%	52.0%	50.4%
% of FP17s for Band 1 Urgent Courses	47	1,612	2.9%	9.6%	9.5%	9.1%
% of FP17s Relating to Free Repair or Replacements	5	1,612	0.3%	0.8%	0.7%	0.8%
% of FP17s Relating to Continuations	3	1,612	0.2%	0.9%	1.2%	1.3%
% of Patients satisfied with the dentistry they have received	2	2	N/A	93.5%	92.9%	92.7%
% of Patients satisfied with the time they had to wait for an appointment	2	2	N/A	90.4%	88.8%	88.8%

* This is based on patients treated on this contract for their most recent course of treatment. Figures in italics indicate the base number of FP17s or Patient Questionnaire responses are less than 100. N/A is shown where the base number of responses is less than 10 during the period. % is calculated as Quantity/Base number*100

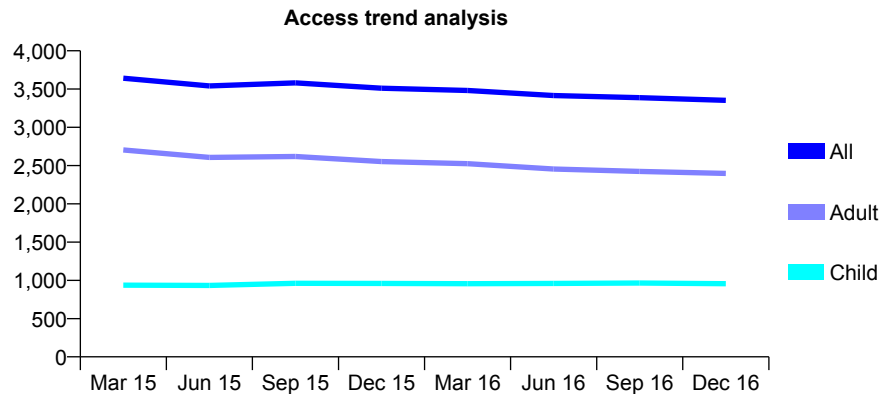
Q69 - Vital Signs At a Glance Contract Report for 159115/0004 - December 2016

Name or company name	The Dental Centre Ltd
Contract type name	GDS Contract
Purpose of contract	General
Contract start date	01/04/2008
Contract end date	

16/17 Contracted general activity (UDA)	12,449
Carry forward general activity (UDA)	-26
16/17 Contracted orthodontic activity (UOA)	0
Carry forward orthodontic activity (UOA)	0
Baseline contract value	£351,499.45

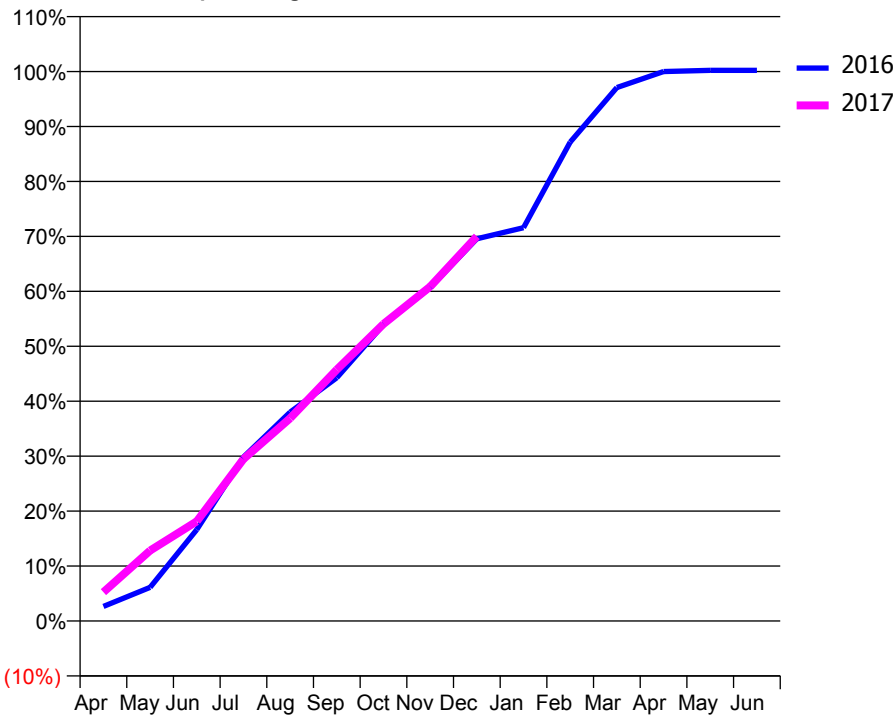
ACCESS*

Patients seen in 24 months	Total	Change since previous quarter
Quarter ending December 2015	3,511	
Quarter ending March 2016	3,481	→
Quarter ending June 2016	3,415	↓
Quarter ending September 2016	3,388	→
Quarter ending December 2016	3,353	↓
Variance since December 2015	(4.5%)	↓



ACTIVITY

Cumulative percentage of contracted UDA delivered 2016 & 2017



Month	Adjusted Scheduled Activity (UDA)	
	2016	2017
April	340	655
May	780	1,597
June	2,120	2,258
July	3,803	3,668
August	4,845	4,593
September	5,641	5,697
October	6,872	6,729
November	7,732	7,576
December	8,864	8,715
January	9,121	
February	11,105	
March	12,369	
April	12,742	
May	12,768	
June	12,769	

QUALITY

	Quantity	Base Number	Contract	AT	Region	England
% of FP17s for the same patient ID Re-attending within 3 months - Children	126	1,015	12.4%	12.0%	11.9%	12.4%
% of FP17s for the same patient ID Re-attending within 3 months - Adults	486	2,403	20.2%	15.6%	16.5%	16.6%
% of FP17s for the same patient ID Re-attending between 3 & 9 months - Children	495	1,015	48.8%	57.2%	60.2%	57.5%
% of FP17s for the same patient ID Re-attending between 3 & 9 months - Adults	1,149	2,403	47.8%	48.8%	52.0%	50.4%
% of FP17s for Band 1 Urgent Courses	355	3,236	11.0%	9.6%	9.5%	9.1%
% of FP17s Relating to Free Repair or Replacements	92	3,236	2.8%	0.8%	0.7%	0.8%
% of FP17s Relating to Continuations	22	3,236	0.7%	0.9%	1.2%	1.3%
% of Patients satisfied with the dentistry they have received	2	2	N/A	93.5%	92.9%	92.7%
% of Patients satisfied with the time they had to wait for an appointment	2	2	N/A	90.4%	88.8%	88.8%

* This is based on patients treated on this contract for their most recent course of treatment. Figures in italics indicate the base number of FP17s or Patient Questionnaire responses are less than 100. N/A is shown where the base number of responses is less than 10 during the period. % is calculated as Quantity/Base number*100

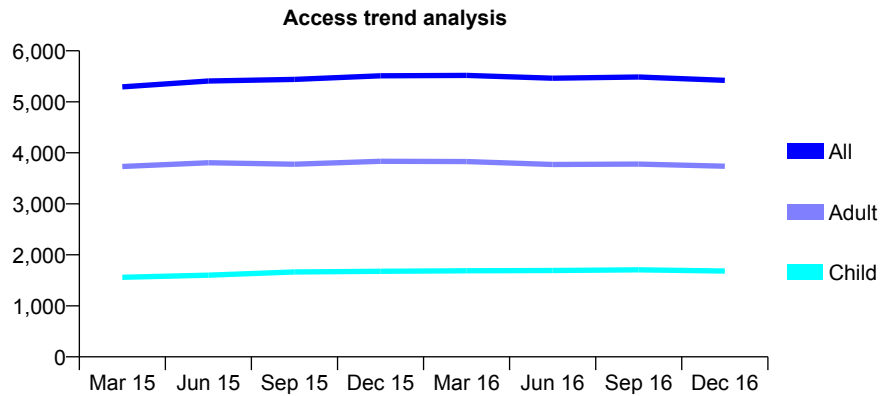
Q69 - Vital Signs At a Glance Contract Report for 162310/0001 - December 2016

Name or company name	WILDRIDINGS LTD
Contract type name	GDS Contract
Purpose of contract	General
Contract start date	24/09/2012
Contract end date	

16/17 Contracted general activity (UDA)	17,822
Carry forward general activity (UDA)	0
16/17 Contracted orthodontic activity (UOA)	0
Carry forward orthodontic activity (UOA)	0
Baseline contract value	£475,454.37

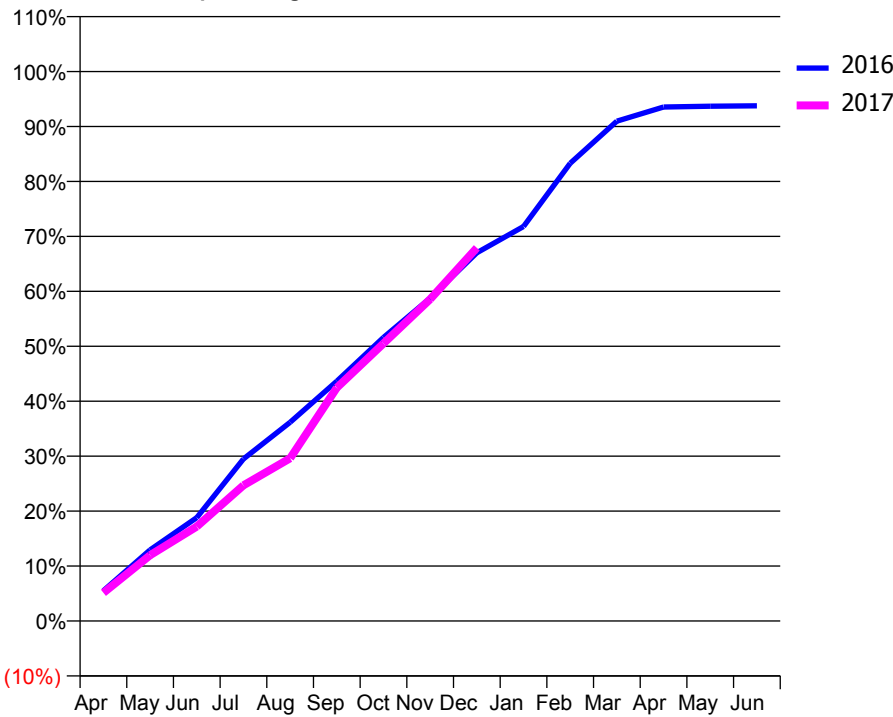
ACCESS*

Patients seen in 24 months	Total	Change since previous quarter
Quarter ending December 2015	5,511	
Quarter ending March 2016	5,517	→
Quarter ending June 2016	5,464	→
Quarter ending September 2016	5,485	→
Quarter ending December 2016	5,420	↓
Variance since December 2015	(1.7%)	↓



ACTIVITY

Cumulative percentage of contracted UDA delivered 2016 & 2017



Month	Adjusted Scheduled Activity (UDA)	
	2016	2017
April	985	913
May	2,306	2,133
June	3,354	3,063
July	5,258	4,400
August	6,447	5,278
September	7,778	7,566
October	9,198	9,004
November	10,472	10,438
December	11,941	12,101
January	12,796	
February	14,847	
March	16,214	
April	16,670	
May	16,694	
June	16,709	

QUALITY

	Quantity	Base Number	Contract	AT	Region	England
% of FP17s for the same patient ID Re-attending within 3 months - Children	189	1,709	11.1%	12.0%	11.9%	12.4%
% of FP17s for the same patient ID Re-attending within 3 months - Adults	759	3,463	21.9%	15.6%	16.5%	16.6%
% of FP17s for the same patient ID Re-attending between 3 & 9 months - Children	854	1,709	50.0%	57.2%	60.2%	57.5%
% of FP17s for the same patient ID Re-attending between 3 & 9 months - Adults	1,440	3,463	41.6%	48.8%	52.0%	50.4%
% of FP17s for Band 1 Urgent Courses	705	4,924	14.3%	9.6%	9.5%	9.1%
% of FP17s Relating to Free Repair or Replacements	33	4,924	0.7%	0.8%	0.7%	0.8%
% of FP17s Relating to Continuations	36	4,924	0.7%	0.9%	1.2%	1.3%
% of Patients satisfied with the dentistry they have received	9	9	N/A	93.5%	92.9%	92.7%
% of Patients satisfied with the time they had to wait for an appointment	7	9	N/A	90.4%	88.8%	88.8%

* This is based on patients treated on this contract for their most recent course of treatment. Figures in italics indicate the base number of FP17s or Patient Questionnaire responses are less than 100. N/A is shown where the base number of responses is less than 10 during the period. % is calculated as Quantity/Base number*100

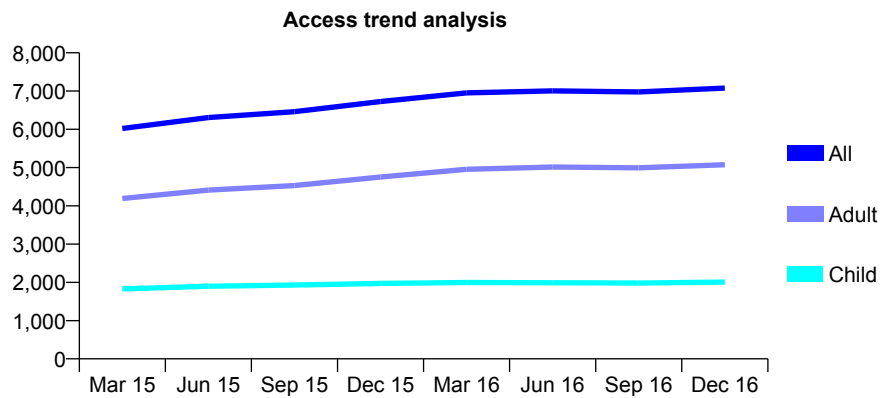
Q69 - Vital Signs At a Glance Contract Report for 162612/0001 - December 2016

Name or company name	Facial Aesthetics Dental Centre Ltd
Contract type name	GDS Contract
Purpose of contract	General
Contract start date	01/04/2008
Contract end date	

16/17 Contracted general activity (UDA)	15,974
Carry forward general activity (UDA)	159
16/17 Contracted orthodontic activity (UOA)	0
Carry forward orthodontic activity (UOA)	0
Baseline contract value	£432,388.89

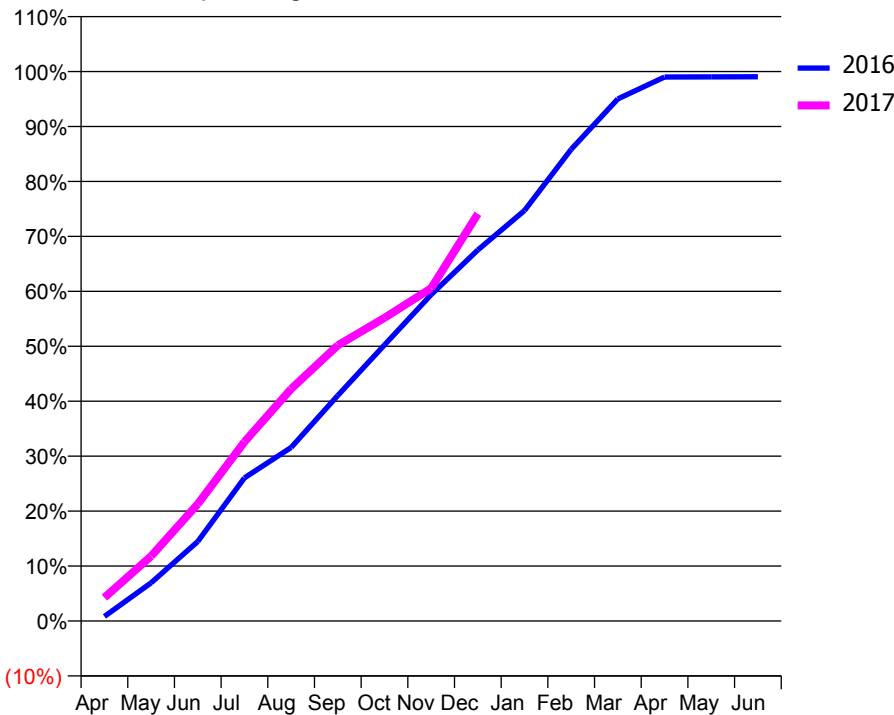
ACCESS*

Patients seen in 24 months	Total	Change since previous quarter
Quarter ending December 2015	6,726	
Quarter ending March 2016	6,951	↑
Quarter ending June 2016	7,004	→
Quarter ending September 2016	6,976	→
Quarter ending December 2016	7,077	→
Variance since December 2015	5.2%	↑



ACTIVITY

Cumulative percentage of contracted UDA delivered 2016 & 2017



Month	Adjusted Scheduled Activity (UDA)	
	2016	2017
April	138	679
May	1,164	1,888
June	2,421	3,401
July	4,356	5,207
August	5,282	6,746
September	6,865	8,013
October	8,402	8,812
November	9,933	9,675
December	11,293	11,836
January	12,495	
February	14,357	
March	15,892	
April	16,556	
May	16,559	
June	16,566	

QUALITY

	Quantity	Base Number	Contract	AT	Region	England
% of FP17s for the same patient ID Re-attending within 3 months - Children	113	2,104	5.4%	12.0%	11.9%	12.4%
% of FP17s for the same patient ID Re-attending within 3 months - Adults	696	4,735	14.7%	15.6%	16.5%	16.6%
% of FP17s for the same patient ID Re-attending between 3 & 9 months - Children	1,336	2,104	63.5%	57.2%	60.2%	57.5%
% of FP17s for the same patient ID Re-attending between 3 & 9 months - Adults	2,470	4,735	52.2%	48.8%	52.0%	50.4%
% of FP17s for Band 1 Urgent Courses	549	6,294	8.7%	9.6%	9.5%	9.1%
% of FP17s Relating to Free Repair or Replacements	62	6,294	1.0%	0.8%	0.7%	0.8%
% of FP17s Relating to Continuations	112	6,294	1.8%	0.9%	1.2%	1.3%
% of Patients satisfied with the dentistry they have received	13	13	100.0%	93.5%	92.9%	92.7%
% of Patients satisfied with the time they had to wait for an appointment	12	13	92.3%	90.4%	88.8%	88.8%

* This is based on patients treated on this contract for their most recent course of treatment. Figures in italics indicate the base number of FP17s or Patient Questionnaire responses are less than 100. N/A is shown where the base number of responses is less than 10 during the period. % is calculated as Quantity/Base number*100

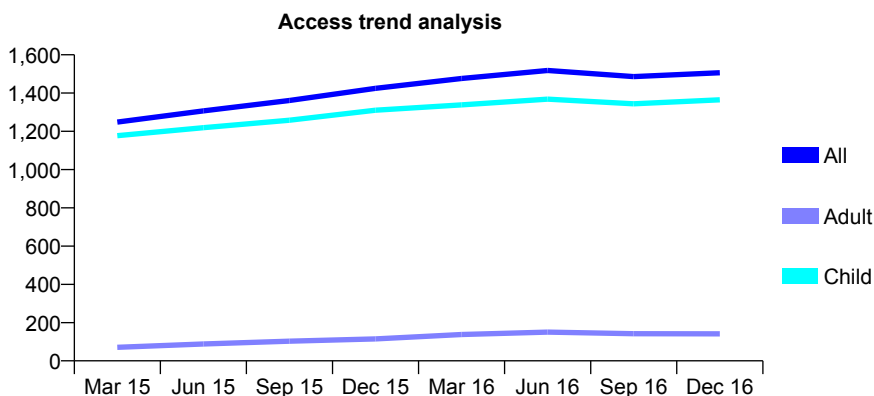
Q69 - Vital Signs At a Glance Contract Report for 163678/0001 - December 2016

Name or company name	Oaktree Dental Practice
Contract type name	GDS Contract
Purpose of contract	General
Contract start date	02/06/2014
Contract end date	

16/17 Contracted general activity (UDA)	2,944
Carry forward general activity (UDA)	28
16/17 Contracted orthodontic activity (UOA)	0
Carry forward orthodontic activity (UOA)	0
Baseline contract value	£52,063.07

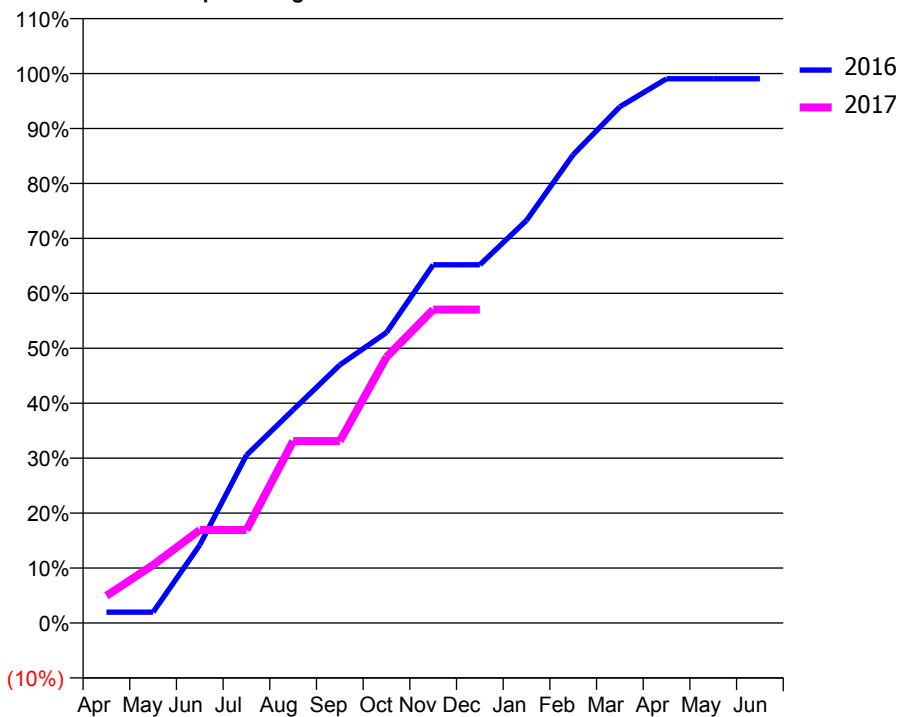
ACCESS*

Patients seen in 24 months	Total	Change since previous quarter
Quarter ending December 2015	1,425	
Quarter ending March 2016	1,476	↑
Quarter ending June 2016	1,518	↑
Quarter ending September 2016	1,486	↓
Quarter ending December 2016	1,506	→
Variance since December 2015	5.7%	↑



ACTIVITY

Cumulative percentage of contracted UDA delivered 2016 & 2017



Month	Adjusted Scheduled Activity (UDA)	
	2016	2017
April	58	146
May	58	311
June	418	498
July	899	498
August	1,142	975
September	1,383	975
October	1,556	1,425
November	1,919	1,679
December	1,919	1,679
January	2,157	
February	2,509	
March	2,766	
April	2,916	
May	2,916	
June	2,916	

QUALITY

	Quantity	Base Number	Contract	AT	Region	England
% of FP17s for the same patient ID Re-attending within 3 months - Children	73	1,432	5.1%	12.0%	11.9%	12.4%
% of FP17s for the same patient ID Re-attending within 3 months - Adults	4	54	7.4%	15.6%	16.5%	16.6%
% of FP17s for the same patient ID Re-attending between 3 & 9 months - Children	942	1,432	65.8%	57.2%	60.2%	57.5%
% of FP17s for the same patient ID Re-attending between 3 & 9 months - Adults	30	54	55.6%	48.8%	52.0%	50.4%
% of FP17s for Band 1 Urgent Courses	41	1,361	3.0%	9.6%	9.5%	9.1%
% of FP17s Relating to Free Repair or Replacements	0	1,361	0.0%	0.8%	0.7%	0.8%
% of FP17s Relating to Continuations	12	1,361	0.9%	0.9%	1.2%	1.3%
% of Patients satisfied with the dentistry they have received	0	0	N/A	93.5%	92.9%	92.7%
% of Patients satisfied with the time they had to wait for an appointment	0	0	N/A	90.4%	88.8%	88.8%

* This is based on patients treated on this contract for their most recent course of treatment. Figures in italics indicate the base number of FP17s or Patient Questionnaire responses are less than 100. N/A is shown where the base number of responses is less than 10 during the period. % is calculated as Quantity/Base number*100

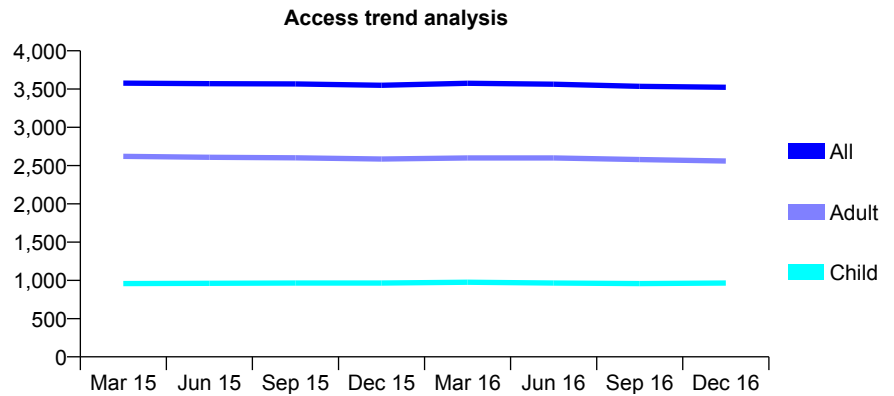
Q69 - Vital Signs At a Glance Contract Report for 164704/0001 - December 2016

Name or company name	White Smiles Ltd
Contract type name	GDS Contract
Purpose of contract	General
Contract start date	15/03/2008
Contract end date	

16/17 Contracted general activity (UDA)	11,033
Carry forward general activity (UDA)	330
16/17 Contracted orthodontic activity (UOA)	0
Carry forward orthodontic activity (UOA)	0
Baseline contract value	£312,864.16

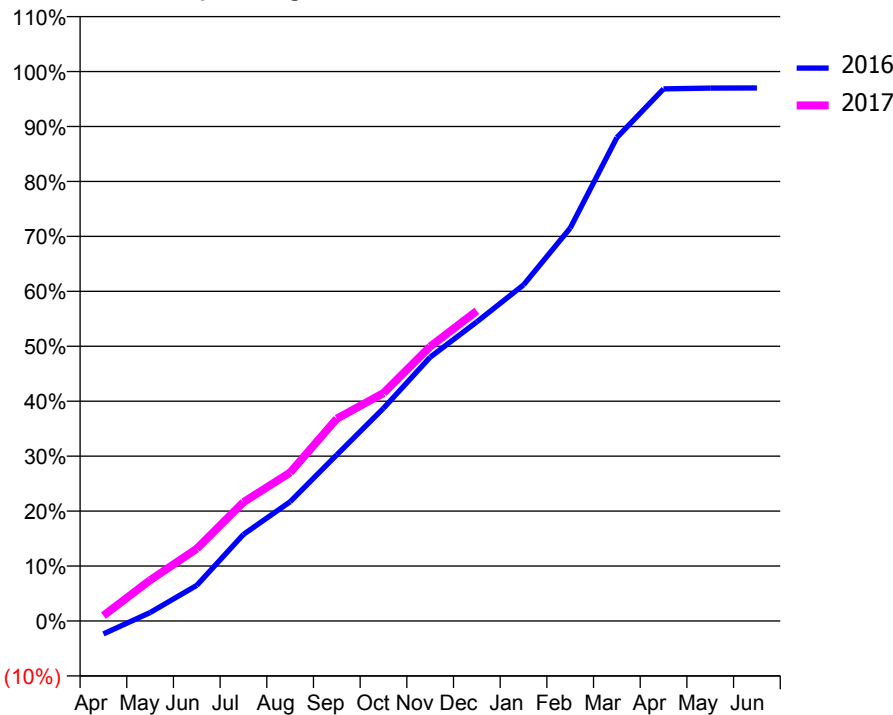
ACCESS*

Patients seen in 24 months	Total	Change since previous quarter
Quarter ending December 2015	3,549	
Quarter ending March 2016	3,575	→
Quarter ending June 2016	3,563	→
Quarter ending September 2016	3,536	→
Quarter ending December 2016	3,523	→
Variance since December 2015	(0.7%)	→



ACTIVITY

Cumulative percentage of contracted UDA delivered 2016 & 2017



Month	Adjusted Scheduled Activity (UDA)	
	2016	2017
April	-261	107
May	170	821
June	716	1,452
July	1,739	2,387
August	2,394	2,982
September	3,339	4,064
October	4,271	4,577
November	5,298	5,511
December	6,006	6,227
January	6,748	
February	7,890	
March	9,707	
April	10,683	
May	10,700	
June	10,703	

QUALITY

	Quantity	Base Number	Contract	AT	Region	England
% of FP17s for the same patient ID Re-attending within 3 months - Children	138	1,073	12.9%	12.0%	11.9%	12.4%
% of FP17s for the same patient ID Re-attending within 3 months - Adults	302	2,423	12.5%	15.6%	16.5%	16.6%
% of FP17s for the same patient ID Re-attending between 3 & 9 months - Children	629	1,073	58.6%	57.2%	60.2%	57.5%
% of FP17s for the same patient ID Re-attending between 3 & 9 months - Adults	1,326	2,423	54.7%	48.8%	52.0%	50.4%
% of FP17s for Band 1 Urgent Courses	263	3,192	8.2%	9.6%	9.5%	9.1%
% of FP17s Relating to Free Repair or Replacements	13	3,192	0.4%	0.8%	0.7%	0.8%
% of FP17s Relating to Continuations	11	3,192	0.3%	0.9%	1.2%	1.3%
% of Patients satisfied with the dentistry they have received	8	8	N/A	93.5%	92.9%	92.7%
% of Patients satisfied with the time they had to wait for an appointment	8	8	N/A	90.4%	88.8%	88.8%

* This is based on patients treated on this contract for their most recent course of treatment. Figures in italics indicate the base number of FP17s or Patient Questionnaire responses are less than 100. N/A is shown where the base number of responses is less than 10 during the period. % is calculated as Quantity/Base number*100

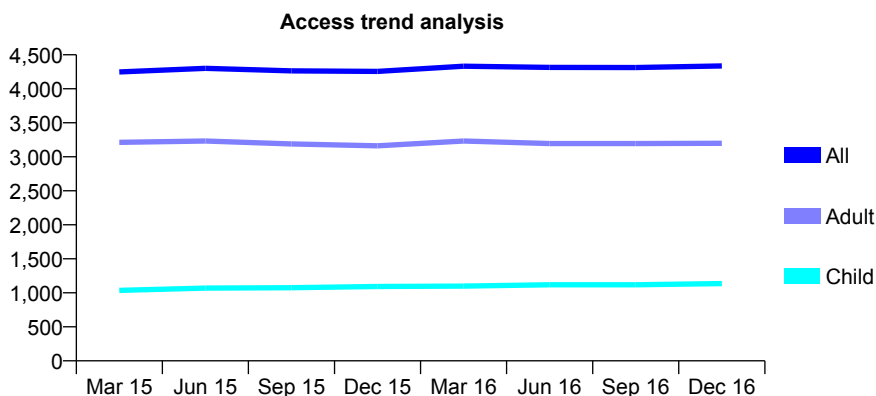
Q69 - Vital Signs At a Glance Contract Report for 165328/0001 - December 2016

Name or company name	Scandic Dental Care
Contract type name	GDS Contract
Purpose of contract	General
Contract start date	01/11/2011
Contract end date	

16/17 Contracted general activity (UDA)	17,011
Carry forward general activity (UDA)	467
16/17 Contracted orthodontic activity (UOA)	0
Carry forward orthodontic activity (UOA)	0
Baseline contract value	£463,373.80

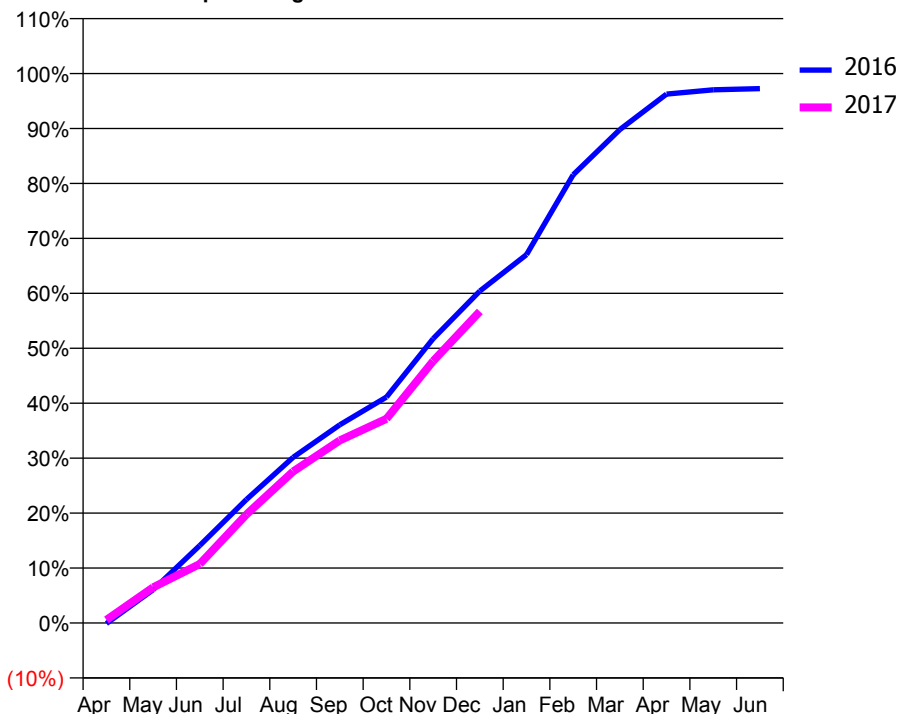
ACCESS*

Patients seen in 24 months	Total	Change since previous quarter
Quarter ending December 2015	4,255	
Quarter ending March 2016	4,332	→
Quarter ending June 2016	4,315	→
Quarter ending September 2016	4,313	→
Quarter ending December 2016	4,336	→
Variance since December 2015	1.9%	→



ACTIVITY

Cumulative percentage of contracted UDA delivered 2016 & 2017



Month	Adjusted Scheduled Activity (UDA)	
	2016	2017
April	-17	96
May	1,030	1,103
June	2,401	1,828
July	3,823	3,363
August	5,128	4,693
September	6,135	5,653
October	6,997	6,321
November	8,801	8,110
December	10,278	9,643
January	11,406	
February	13,875	
March	15,277	
April	16,375	
May	16,505	
June	16,544	

QUALITY

	Quantity	Base Number	Contract	AT	Region	England
% of FP17s for the same patient ID Re-attending within 3 months - Children	63	1,109	5.7%	12.0%	11.9%	12.4%
% of FP17s for the same patient ID Re-attending within 3 months - Adults	422	2,982	14.2%	15.6%	16.5%	16.6%
% of FP17s for the same patient ID Re-attending between 3 & 9 months - Children	530	1,109	47.8%	57.2%	60.2%	57.5%
% of FP17s for the same patient ID Re-attending between 3 & 9 months - Adults	1,454	2,982	48.8%	48.8%	52.0%	50.4%
% of FP17s for Band 1 Urgent Courses	291	3,738	7.8%	9.6%	9.5%	9.1%
% of FP17s Relating to Free Repair or Replacements	25	3,738	0.7%	0.8%	0.7%	0.8%
% of FP17s Relating to Continuations	4	3,738	0.1%	0.9%	1.2%	1.3%
% of Patients satisfied with the dentistry they have received	8	9	N/A	93.5%	92.9%	92.7%
% of Patients satisfied with the time they had to wait for an appointment	8	9	N/A	90.4%	88.8%	88.8%

* This is based on patients treated on this contract for their most recent course of treatment. Figures in italics indicate the base number of FP17s or Patient Questionnaire responses are less than 100. N/A is shown where the base number of responses is less than 10 during the period. % is calculated as Quantity/Base number*100

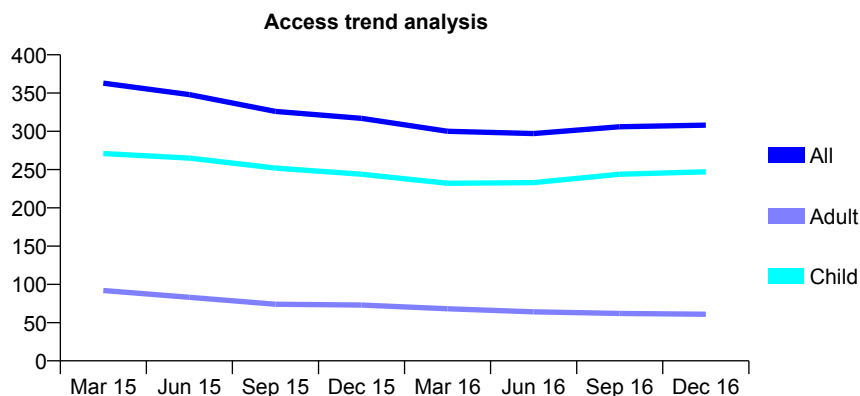
Q69 - Vital Signs At a Glance Contract Report for 166065/0001 - December 2016

Name or company name	The Elms Dental Practice
Contract type name	GDS Contract
Purpose of contract	General
Contract start date	01/04/2011
Contract end date	

16/17 Contracted general activity (UDA)	840
Carry forward general activity (UDA)	1
16/17 Contracted orthodontic activity (UOA)	0
Carry forward orthodontic activity (UOA)	0
Baseline contract value	£19,567.38

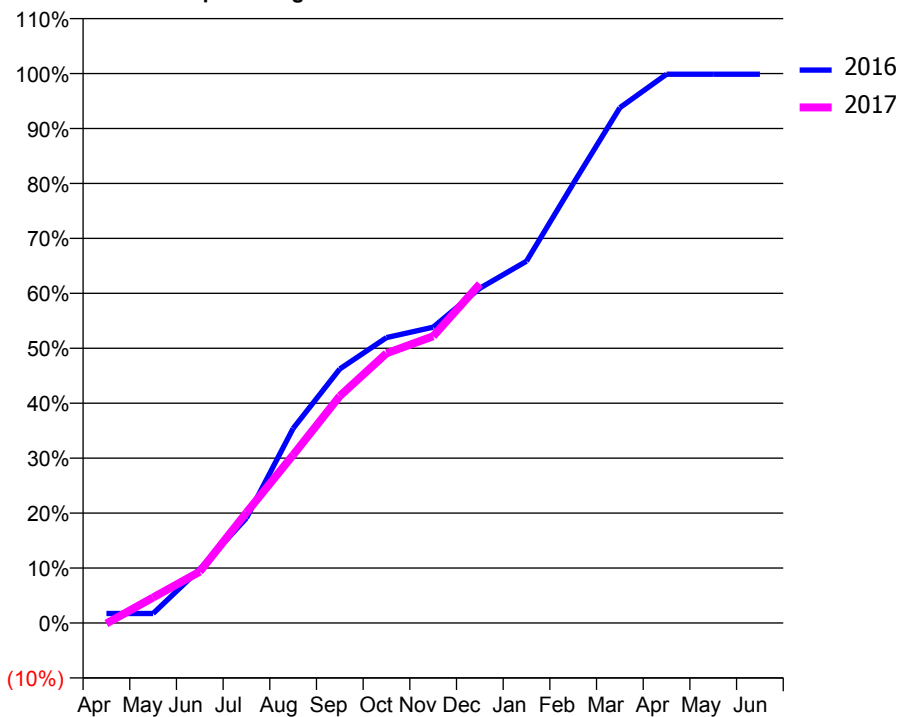
ACCESS*

Patients seen in 24 months	Total	Change since previous quarter
Quarter ending December 2015	317	
Quarter ending March 2016	300	↓
Quarter ending June 2016	297	↓
Quarter ending September 2016	306	↑
Quarter ending December 2016	308	→
Variance since December 2015	(2.8%)	↓



ACTIVITY

Cumulative percentage of contracted UDA delivered 2016 & 2017



Month	Adjusted Scheduled Activity (UDA)	
	2016	2017
April	15	-1
May	15	39
June	84	79
July	164	169
August	305	257
September	398	347
October	447	412
November	463	438
December	524	518
January	566	
February	688	
March	807	
April	859	
May	859	
June	859	

QUALITY

	Quantity	Base Number	Contract	AT	Region	England
% of FP17s for the same patient ID Re-attending within 3 months - Children	28	318	8.8%	12.0%	11.9%	12.4%
% of FP17s for the same patient ID Re-attending within 3 months - Adults	1	41	2.4%	15.6%	16.5%	16.6%
% of FP17s for the same patient ID Re-attending between 3 & 9 months - Children	221	318	69.5%	57.2%	60.2%	57.5%
% of FP17s for the same patient ID Re-attending between 3 & 9 months - Adults	31	41	75.6%	48.8%	52.0%	50.4%
% of FP17s for Band 1 Urgent Courses	16	321	5.0%	9.6%	9.5%	9.1%
% of FP17s Relating to Free Repair or Replacements	1	321	0.3%	0.8%	0.7%	0.8%
% of FP17s Relating to Continuations	1	321	0.3%	0.9%	1.2%	1.3%
% of Patients satisfied with the dentistry they have received	0	0	N/A	93.5%	92.9%	92.7%
% of Patients satisfied with the time they had to wait for an appointment	0	0	N/A	90.4%	88.8%	88.8%

* This is based on patients treated on this contract for their most recent course of treatment. Figures in italics indicate the base number of FP17s or Patient Questionnaire responses are less than 100. N/A is shown where the base number of responses is less than 10 during the period. % is calculated as Quantity/Base number*100

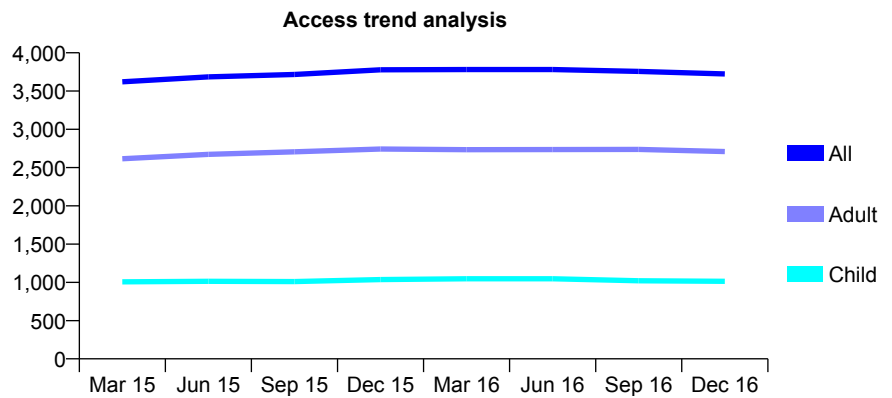
Q69 - Vital Signs At a Glance Contract Report for 166162/0001 - December 2016

Name or company name	Cressex Dental Practice
Contract type name	GDS Contract
Purpose of contract	General
Contract start date	02/08/2013
Contract end date	

16/17 Contracted general activity (UDA)	11,710
Carry forward general activity (UDA)	266
16/17 Contracted orthodontic activity (UOA)	0
Carry forward orthodontic activity (UOA)	0
Baseline contract value	£351,958.73

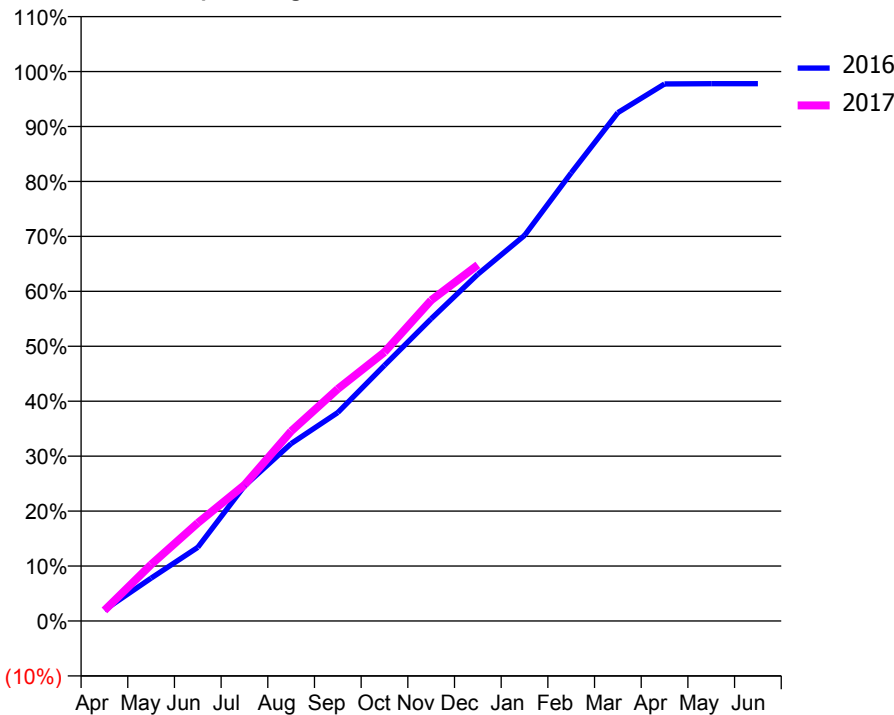
ACCESS*

Patients seen in 24 months	Total	Change since previous quarter
Quarter ending December 2015	3,778	
Quarter ending March 2016	3,781	→
Quarter ending June 2016	3,782	→
Quarter ending September 2016	3,757	→
Quarter ending December 2016	3,724	→
Variance since December 2015	(1.4%)	↓



ACTIVITY

Cumulative percentage of contracted UDA delivered 2016 & 2017



Month	Adjusted Scheduled Activity (UDA)	
	2016	2017
April	239	226
May	936	1,203
June	1,608	2,091
July	2,945	2,900
August	3,870	4,046
September	4,547	4,945
October	5,576	5,731
November	6,591	6,835
December	7,564	7,590
January	8,410	
February	9,773	
March	11,088	
April	11,715	
May	11,719	
June	11,719	

QUALITY

	Quantity	Base Number	Contract	AT	Region	England
% of FP17s for the same patient ID Re-attending within 3 months - Children	84	1,267	6.6%	12.0%	11.9%	12.4%
% of FP17s for the same patient ID Re-attending within 3 months - Adults	430	3,076	14.0%	15.6%	16.5%	16.6%
% of FP17s for the same patient ID Re-attending between 3 & 9 months - Children	871	1,267	68.7%	57.2%	60.2%	57.5%
% of FP17s for the same patient ID Re-attending between 3 & 9 months - Adults	1,851	3,076	60.2%	48.8%	52.0%	50.4%
% of FP17s for Band 1 Urgent Courses	280	4,091	6.8%	9.6%	9.5%	9.1%
% of FP17s Relating to Free Repair or Replacements	34	4,091	0.8%	0.8%	0.7%	0.8%
% of FP17s Relating to Continuations	81	4,091	2.0%	0.9%	1.2%	1.3%
% of Patients satisfied with the dentistry they have received	9	11	81.8%	93.5%	92.9%	92.7%
% of Patients satisfied with the time they had to wait for an appointment	11	11	100.0%	90.4%	88.8%	88.8%

* This is based on patients treated on this contract for their most recent course of treatment. Figures in italics indicate the base number of FP17s or Patient Questionnaire responses are less than 100. N/A is shown where the base number of responses is less than 10 during the period. % is calculated as Quantity/Base number*100

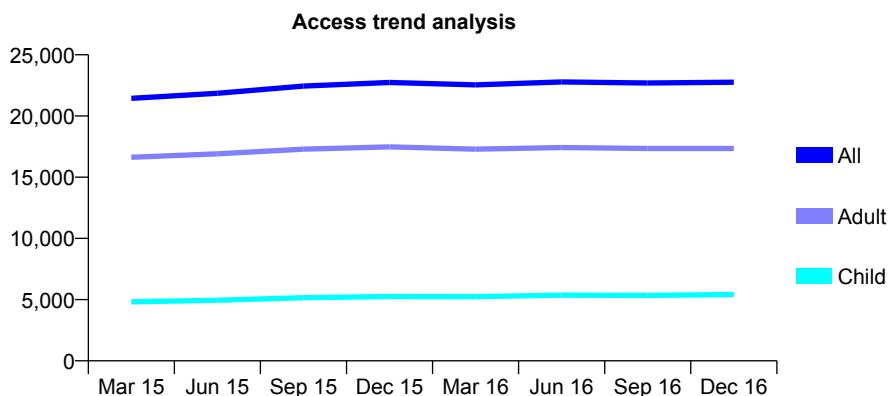
Q69 - Vital Signs At a Glance Contract Report for 166413/0001 - December 2016

Name or company name	ALAN LEWIS & ASSOCIATES LTD
Contract type name	GDS Contract
Purpose of contract	General
Contract start date	27/11/2009
Contract end date	

16/17 Contracted general activity (UDA)	59,263
Carry forward general activity (UDA)	1,239
16/17 Contracted orthodontic activity (UOA)	0
Carry forward orthodontic activity (UOA)	0
Baseline contract value	£1,586,267.02

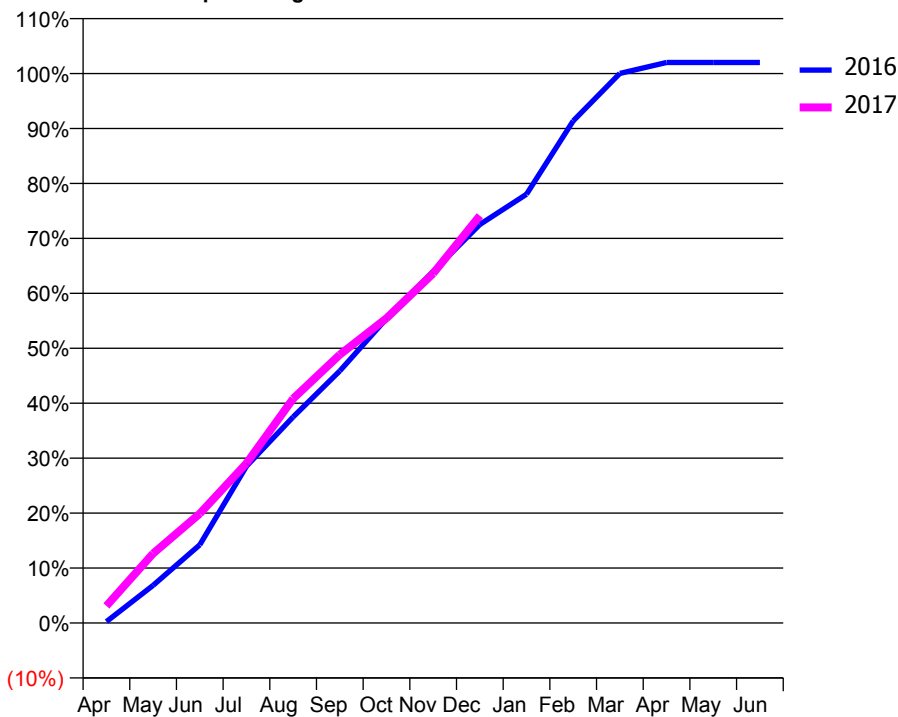
ACCESS*

Patients seen in 24 months	Total	Change since previous quarter
Quarter ending December 2015	22,740	
Quarter ending March 2016	22,544	→
Quarter ending June 2016	22,784	→
Quarter ending September 2016	22,694	→
Quarter ending December 2016	22,763	→
Variance since December 2015	0.1%	→



ACTIVITY

Cumulative percentage of contracted UDA delivered 2016 & 2017



QUALITY

	Quantity	Base Number	Contract	AT	Region	England
% of FP17s for the same patient ID Re-attending within 3 months - Children	320	5,226	6.1%	12.0%	11.9%	12.4%
% of FP17s for the same patient ID Re-attending within 3 months - Adults	1,613	14,410	11.2%	15.6%	16.5%	16.6%
% of FP17s for the same patient ID Re-attending between 3 & 9 months - Children	2,799	5,226	53.6%	57.2%	60.2%	57.5%
% of FP17s for the same patient ID Re-attending between 3 & 9 months - Adults	6,912	14,410	48.0%	48.8%	52.0%	50.4%
% of FP17s for Band 1 Urgent Courses	1,596	19,035	8.4%	9.6%	9.5%	9.1%
% of FP17s Relating to Free Repair or Replacements	165	19,035	0.9%	0.8%	0.7%	0.8%
% of FP17s Relating to Continuations	59	19,035	0.3%	0.9%	1.2%	1.3%
% of Patients satisfied with the dentistry they have received	40	43	93.0%	93.5%	92.9%	92.7%
% of Patients satisfied with the time they had to wait for an appointment	36	43	83.7%	90.4%	88.8%	88.8%

* This is based on patients treated on this contract for their most recent course of treatment. Figures in italics indicate the base number of FP17s or Patient Questionnaire responses are less than 100. N/A is shown where the base number of responses is less than 10 during the period. % is calculated as Quantity/Base number*100

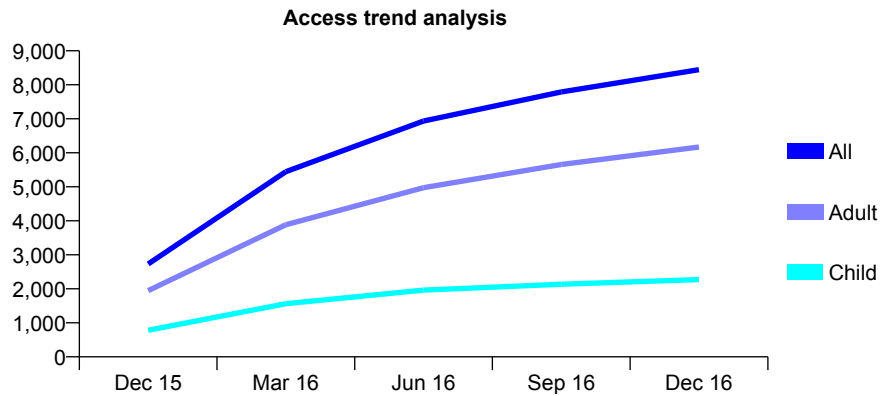
Q69 - Vital Signs At a Glance Contract Report for 166847/0001 - December 2016

Name or company name	Ratti GDS Contract Partnership
Contract type name	GDS Contract
Purpose of contract	General
Contract start date	01/10/2015
Contract end date	

16/17 Contracted general activity (UDA)	25,867
Carry forward general activity (UDA)	0
16/17 Contracted orthodontic activity (UOA)	0
Carry forward orthodontic activity (UOA)	0
Baseline contract value	£612,201.31

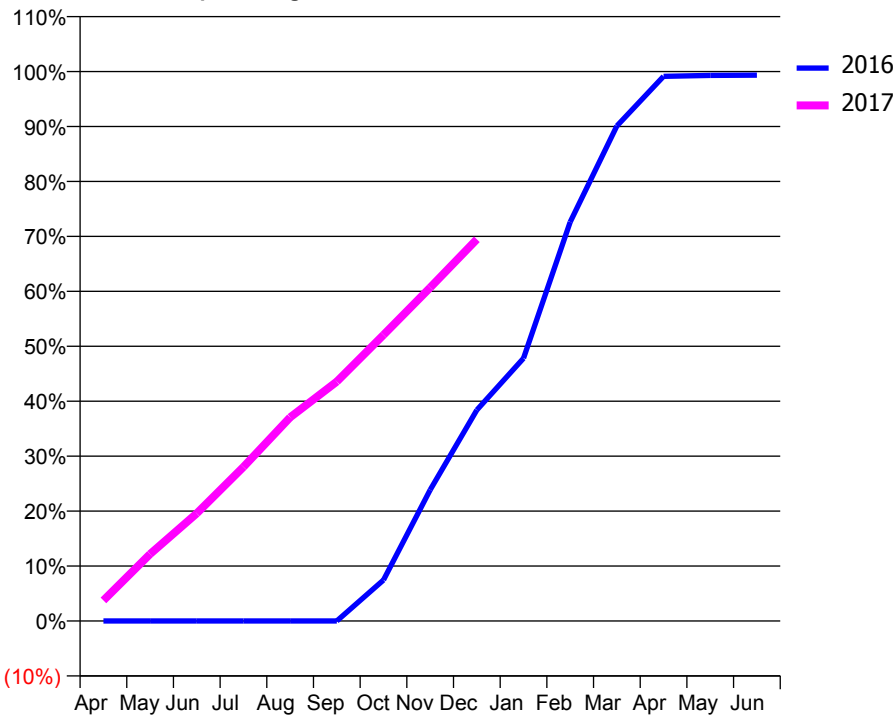
ACCESS*

Patients seen in 24 months	Total	Change since previous quarter
Quarter ending December 2015	2,733	
Quarter ending March 2016	5,447	↑
Quarter ending June 2016	6,935	↑
Quarter ending September 2016	7,790	↑
Quarter ending December 2016	8,446	↑
Variance since December 2015	209.0%	↑



ACTIVITY

Cumulative percentage of contracted UDA delivered 2016 & 2017



Month	Adjusted Scheduled Activity (UDA)	
	2016	2017
April	0	970
May	0	3,156
June	0	5,066
July	0	7,251
August	0	9,590
September	0	11,271
October	1,010	13,468
November	3,233	15,698
December	5,201	17,965
January	6,474	
February	9,832	
March	12,198	
April	13,422	
May	13,446	
June	13,451	

QUALITY

	Quantity	Base Number	Contract	AT	Region	England
% of FP17s for the same patient ID Re-attending within 3 months - Children	249	2,805	8.9%	12.0%	11.9%	12.4%
% of FP17s for the same patient ID Re-attending within 3 months - Adults	1,124	7,401	15.2%	15.6%	16.5%	16.6%
% of FP17s for the same patient ID Re-attending between 3 & 9 months - Children	1,464	2,805	52.2%	57.2%	60.2%	57.5%
% of FP17s for the same patient ID Re-attending between 3 & 9 months - Adults	3,386	7,401	45.8%	48.8%	52.0%	50.4%
% of FP17s for Band 1 Urgent Courses	536	9,649	5.6%	9.6%	9.5%	9.1%
% of FP17s Relating to Free Repair or Replacements	108	9,649	1.1%	0.8%	0.7%	0.8%
% of FP17s Relating to Continuations	161	9,649	1.7%	0.9%	1.2%	1.3%
% of Patients satisfied with the dentistry they have received	14	15	93.3%	93.5%	92.9%	92.7%
% of Patients satisfied with the time they had to wait for an appointment	12	15	80.0%	90.4%	88.8%	88.8%

* This is based on patients treated on this contract for their most recent course of treatment. Figures in italics indicate the base number of FP17s or Patient Questionnaire responses are less than 100. N/A is shown where the base number of responses is less than 10 during the period. % is calculated as Quantity/Base number*100

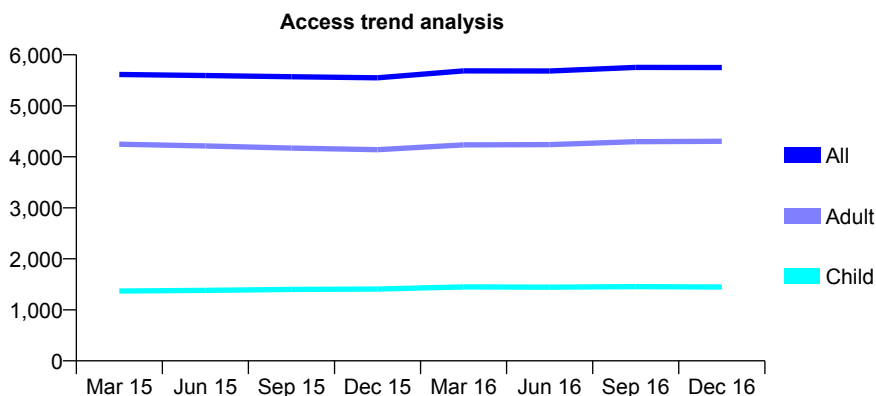
Q69 - Vital Signs At a Glance Contract Report for 167061/0002 - December 2016

Name or company name	Dentalcare Limited
Contract type name	PDS Plus Contract
Purpose of contract	General
Contract start date	13/12/2010
Contract end date	12/12/2017

16/17 Contracted general activity (UDA)	14,000
Carry forward general activity (UDA)	465
16/17 Contracted orthodontic activity (UOA)	0
Carry forward orthodontic activity (UOA)	0
Baseline contract value	£200,915.69

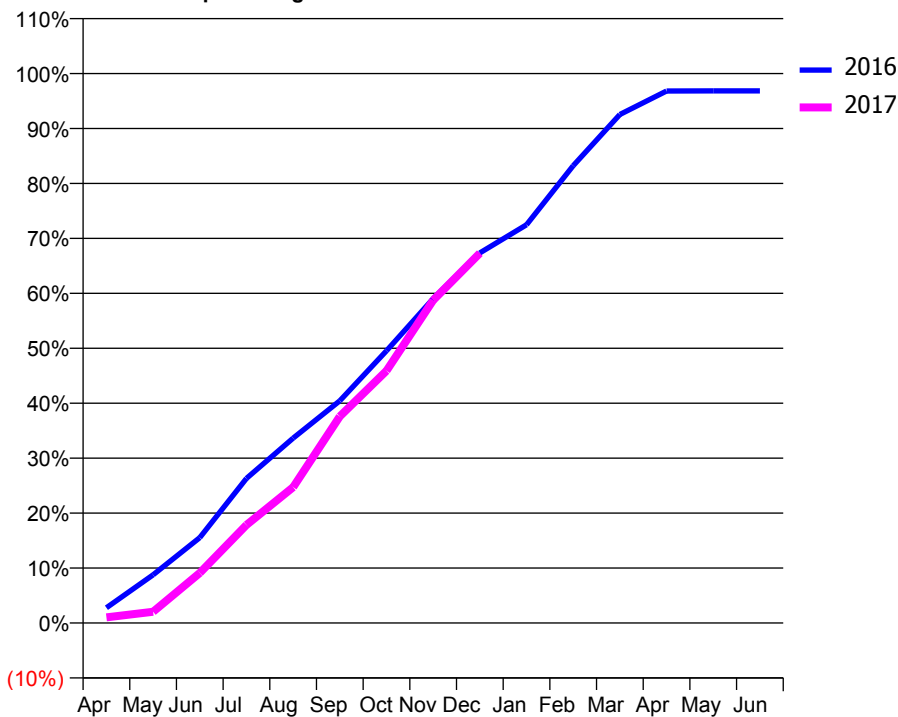
ACCESS*

Patients seen in 24 months	Total	Change since previous quarter
Quarter ending December 2015	5,549	
Quarter ending March 2016	5,684	↑
Quarter ending June 2016	5,682	→
Quarter ending September 2016	5,752	→
Quarter ending December 2016	5,750	→
Variance since December 2015	3.6%	↑



ACTIVITY

Cumulative percentage of contracted UDA delivered 2016 & 2017



Month	Adjusted Scheduled Activity (UDA)	
	2016	2017
April	409	145
May	1,286	288
June	2,280	1,276
July	3,857	2,499
August	4,931	3,459
September	5,928	5,263
October	7,261	6,425
November	8,653	8,224
December	9,872	9,423
January	10,623	
February	12,199	
March	13,566	
April	14,192	
May	14,193	
June	14,193	

QUALITY

	Quantity	Base Number	Contract	AT	Region	England
% of FP17s for the same patient ID Re-attending within 3 months - Children	92	1,504	6.1%	12.0%	11.9%	12.4%
% of FP17s for the same patient ID Re-attending within 3 months - Adults	548	4,203	13.0%	15.6%	16.5%	16.6%
% of FP17s for the same patient ID Re-attending between 3 & 9 months - Children	855	1,504	56.8%	57.2%	60.2%	57.5%
% of FP17s for the same patient ID Re-attending between 3 & 9 months - Adults	2,196	4,203	52.2%	48.8%	52.0%	50.4%
% of FP17s for Band 1 Urgent Courses	495	5,396	9.2%	9.6%	9.5%	9.1%
% of FP17s Relating to Free Repair or Replacements	51	5,396	0.9%	0.8%	0.7%	0.8%
% of FP17s Relating to Continuations	23	5,396	0.4%	0.9%	1.2%	1.3%
% of Patients satisfied with the dentistry they have received	4	4	N/A	93.5%	92.9%	92.7%
% of Patients satisfied with the time they had to wait for an appointment	4	4	N/A	90.4%	88.8%	88.8%

* This is based on patients treated on this contract for their most recent course of treatment. Figures in italics indicate the base number of FP17s or Patient Questionnaire responses are less than 100. N/A is shown where the base number of responses is less than 10 during the period. % is calculated as Quantity/Base number*100

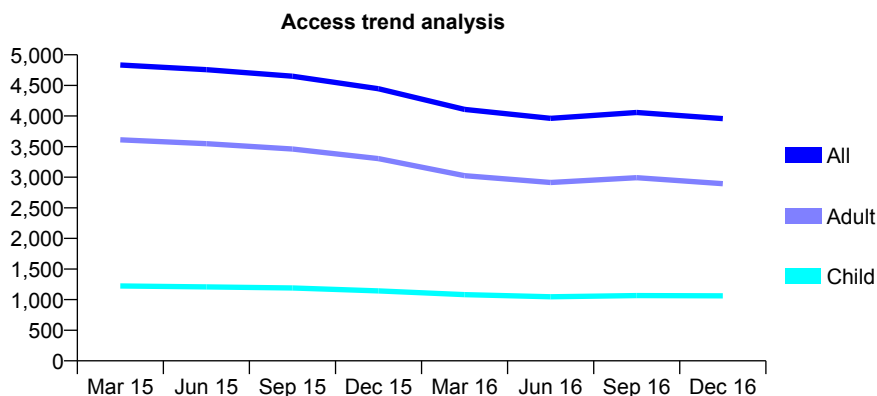
Q69 - Vital Signs At a Glance Contract Report for 167320/0001 - December 2016

Name or company name	MANOR DENTAL CARE
Contract type name	GDS Contract
Purpose of contract	General
Contract start date	01/06/2011
Contract end date	

16/17 Contracted general activity (UDA)	15,661
Carry forward general activity (UDA)	0
16/17 Contracted orthodontic activity (UOA)	0
Carry forward orthodontic activity (UOA)	0
Baseline contract value	£442,470.60

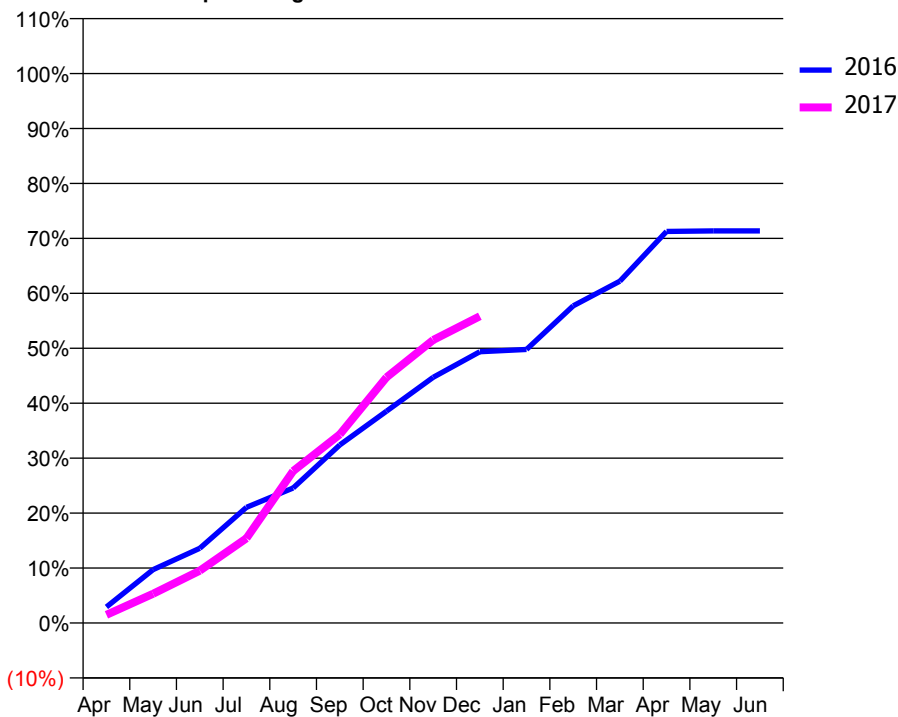
ACCESS*

Patients seen in 24 months	Total	Change since previous quarter
Quarter ending December 2015	4,446	
Quarter ending March 2016	4,107	↓
Quarter ending June 2016	3,962	↓
Quarter ending September 2016	4,058	↑
Quarter ending December 2016	3,957	↓
Variance since December 2015	(11.0%)	↓



ACTIVITY

Cumulative percentage of contracted UDA delivered 2016 & 2017



Month	Adjusted Scheduled Activity (UDA)	
	2016	2017
April	456	233
May	1,521	834
June	2,129	1,493
July	3,296	2,415
August	3,850	4,329
September	5,074	5,376
October	6,036	7,003
November	7,004	8,067
December	7,733	8,742
January	7,796	
February	9,040	
March	9,743	
April	11,159	
May	11,177	
June	11,177	

QUALITY

	Quantity	Base Number	Contract	AT	Region	England
% of FP17s for the same patient ID Re-attending within 3 months - Children	132	1,137	11.6%	12.0%	11.9%	12.4%
% of FP17s for the same patient ID Re-attending within 3 months - Adults	408	2,601	15.7%	15.6%	16.5%	16.6%
% of FP17s for the same patient ID Re-attending between 3 & 9 months - Children	514	1,137	45.2%	57.2%	60.2%	57.5%
% of FP17s for the same patient ID Re-attending between 3 & 9 months - Adults	950	2,601	36.5%	48.8%	52.0%	50.4%
% of FP17s for Band 1 Urgent Courses	268	3,137	8.5%	9.6%	9.5%	9.1%
% of FP17s Relating to Free Repair or Replacements	4	3,137	0.1%	0.8%	0.7%	0.8%
% of FP17s Relating to Continuations	35	3,137	1.1%	0.9%	1.2%	1.3%
% of Patients satisfied with the dentistry they have received	1	2	N/A	93.5%	92.9%	92.7%
% of Patients satisfied with the time they had to wait for an appointment	0	2	N/A	90.4%	88.8%	88.8%

* This is based on patients treated on this contract for their most recent course of treatment. Figures in italics indicate the base number of FP17s or Patient Questionnaire responses are less than 100. N/A is shown where the base number of responses is less than 10 during the period. % is calculated as Quantity/Base number*100

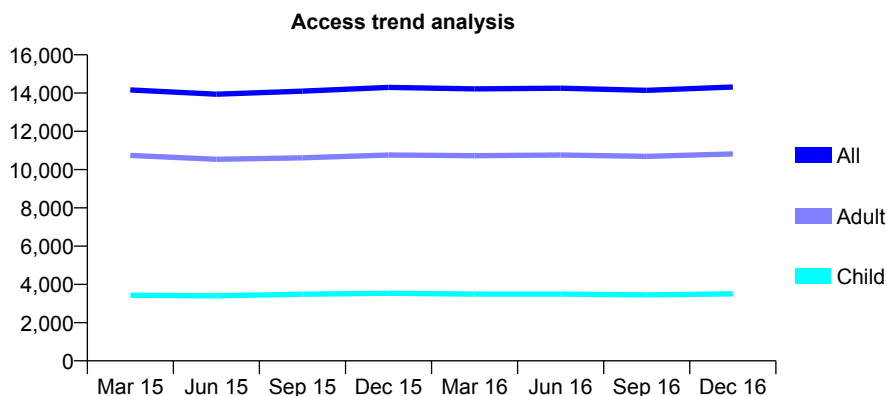
Q69 - Vital Signs At a Glance Contract Report for 167746/0001 - December 2016

Name or company name	Chipping Norton Dental Practice Limited
Contract type name	GDS Contract
Purpose of contract	General
Contract start date	01/09/2007
Contract end date	

16/17 Contracted general activity (UDA)	35,904
Carry forward general activity (UDA)	0
16/17 Contracted orthodontic activity (UOA)	0
Carry forward orthodontic activity (UOA)	0
Baseline contract value	£853,550.43

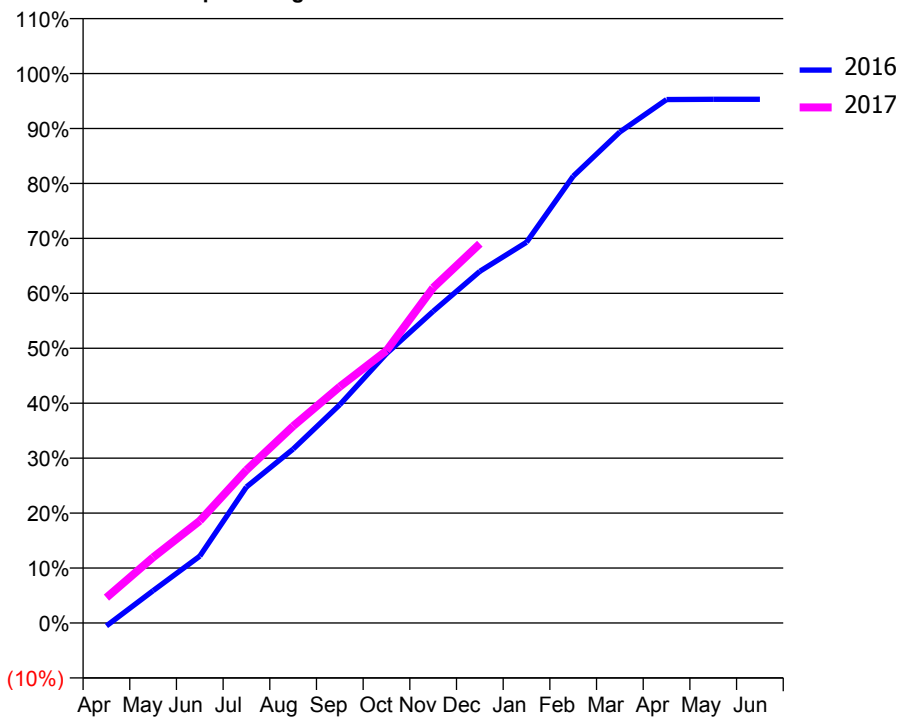
ACCESS*

Patients seen in 24 months	Total	Change since previous quarter
Quarter ending December 2015	14,295	
Quarter ending March 2016	14,221	→
Quarter ending June 2016	14,252	→
Quarter ending September 2016	14,141	→
Quarter ending December 2016	14,319	→
Variance since December 2015	0.2%	→



ACTIVITY

Cumulative percentage of contracted UDA delivered 2016 & 2017



Month	Adjusted Scheduled Activity (UDA)	
	2016	2017
April	-195	1,656
May	2,109	4,292
June	4,368	6,681
July	8,888	9,999
August	11,370	12,862
September	14,267	15,447
October	17,607	17,795
November	20,364	21,909
December	22,979	24,783
January	24,878	
February	29,195	
March	32,082	
April	34,199	
May	34,224	
June	34,223	

QUALITY

	Quantity	Base Number	Contract	AT	Region	England
% of FP17s for the same patient ID Re-attending within 3 months - Children	238	3,649	6.5%	12.0%	11.9%	12.4%
% of FP17s for the same patient ID Re-attending within 3 months - Adults	1,406	10,402	13.5%	15.6%	16.5%	16.6%
% of FP17s for the same patient ID Re-attending between 3 & 9 months - Children	2,046	3,649	56.1%	57.2%	60.2%	57.5%
% of FP17s for the same patient ID Re-attending between 3 & 9 months - Adults	5,279	10,402	50.7%	48.8%	52.0%	50.4%
% of FP17s for Band 1 Urgent Courses	1,019	12,965	7.9%	9.6%	9.5%	9.1%
% of FP17s Relating to Free Repair or Replacements	54	12,965	0.4%	0.8%	0.7%	0.8%
% of FP17s Relating to Continuations	77	12,965	0.6%	0.9%	1.2%	1.3%
% of Patients satisfied with the dentistry they have received	12	13	92.3%	93.5%	92.9%	92.7%
% of Patients satisfied with the time they had to wait for an appointment	11	13	84.6%	90.4%	88.8%	88.8%

* This is based on patients treated on this contract for their most recent course of treatment. Figures in italics indicate the base number of FP17s or Patient Questionnaire responses are less than 100. N/A is shown where the base number of responses is less than 10 during the period. % is calculated as Quantity/Base number*100

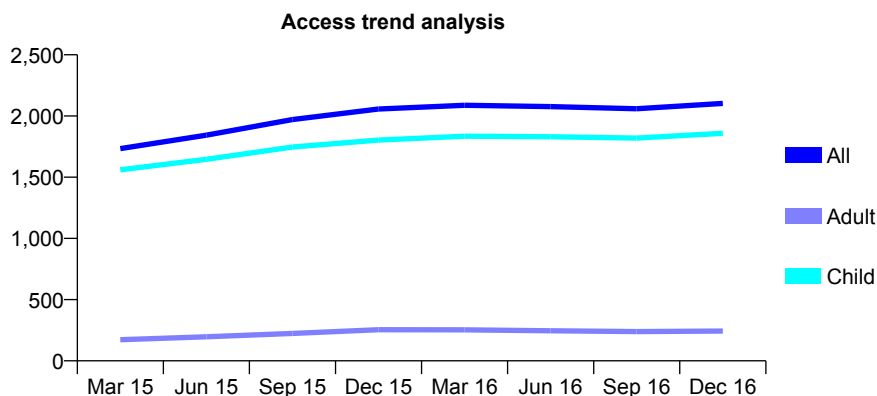
Q69 - Vital Signs At a Glance Contract Report for 169153/0001 - December 2016

Name or company name	Prospect Street Dental Practice
Contract type name	GDS Contract
Purpose of contract	General
Contract start date	27/11/2013
Contract end date	

16/17 Contracted general activity (UDA)	3,522
Carry forward general activity (UDA)	0
16/17 Contracted orthodontic activity (UOA)	0
Carry forward orthodontic activity (UOA)	0
Baseline contract value	£79,416.40

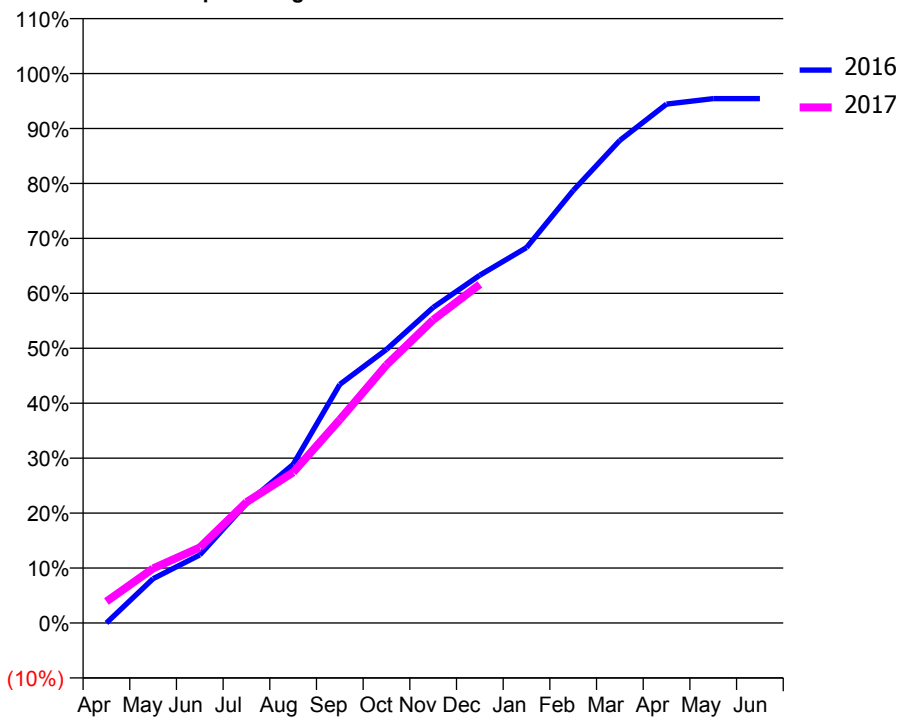
ACCESS*

Patients seen in 24 months	Total	Change since previous quarter
Quarter ending December 2015	2,057	
Quarter ending March 2016	2,088	→
Quarter ending June 2016	2,077	→
Quarter ending September 2016	2,059	→
Quarter ending December 2016	2,103	↑
Variance since December 2015	2.2%	↑



ACTIVITY

Cumulative percentage of contracted UDA delivered 2016 & 2017



Month	Adjusted Scheduled Activity (UDA)	
	2016	2017
April	0	138
May	298	350
June	457	484
July	802	775
August	1,065	966
September	1,603	1,304
October	1,837	1,654
November	2,119	1,943
December	2,336	2,170
January	2,521	
February	2,904	
March	3,241	
April	3,485	
May	3,522	
June	3,522	

QUALITY

	Quantity	Base Number	Contract	AT	Region	England
% of FP17s for the same patient ID Re-attending within 3 months - Children	90	1,804	5.0%	12.0%	11.9%	12.4%
% of FP17s for the same patient ID Re-attending within 3 months - Adults	7	75	9.3%	15.6%	16.5%	16.6%
% of FP17s for the same patient ID Re-attending between 3 & 9 months - Children	955	1,804	52.9%	57.2%	60.2%	57.5%
% of FP17s for the same patient ID Re-attending between 3 & 9 months - Adults	42	75	56.0%	48.8%	52.0%	50.4%
% of FP17s for Band 1 Urgent Courses	26	1,668	1.6%	9.6%	9.5%	9.1%
% of FP17s Relating to Free Repair or Replacements	0	1,668	0.0%	0.8%	0.7%	0.8%
% of FP17s Relating to Continuations	0	1,668	0.0%	0.9%	1.2%	1.3%
% of Patients satisfied with the dentistry they have received	4	4	N/A	93.5%	92.9%	92.7%
% of Patients satisfied with the time they had to wait for an appointment	4	4	N/A	90.4%	88.8%	88.8%

* This is based on patients treated on this contract for their most recent course of treatment. Figures in italics indicate the base number of FP17s or Patient Questionnaire responses are less than 100. N/A is shown where the base number of responses is less than 10 during the period. % is calculated as Quantity/Base number*100

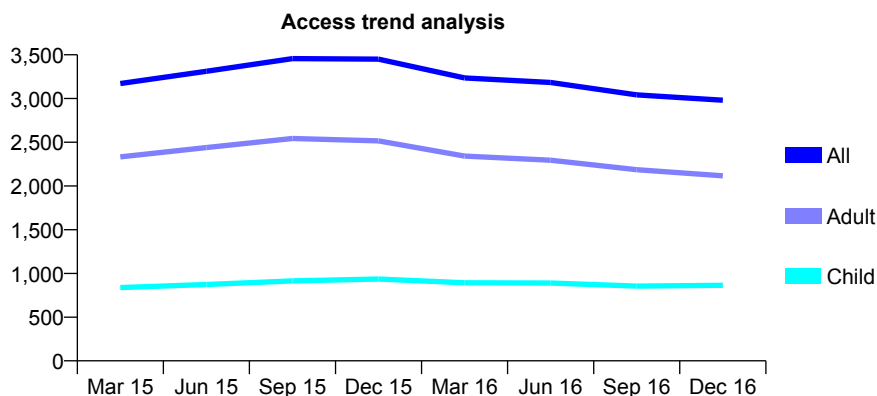
Q69 - Vital Signs At a Glance Contract Report for 169641/0001 - December 2016

Name or company name	Market Square Dental Practice
Contract type name	GDS Contract
Purpose of contract	General
Contract start date	01/06/2009
Contract end date	

16/17 Contracted general activity (UDA)	8,424
Carry forward general activity (UDA)	-2
16/17 Contracted orthodontic activity (UOA)	0
Carry forward orthodontic activity (UOA)	0
Baseline contract value	£199,135.34

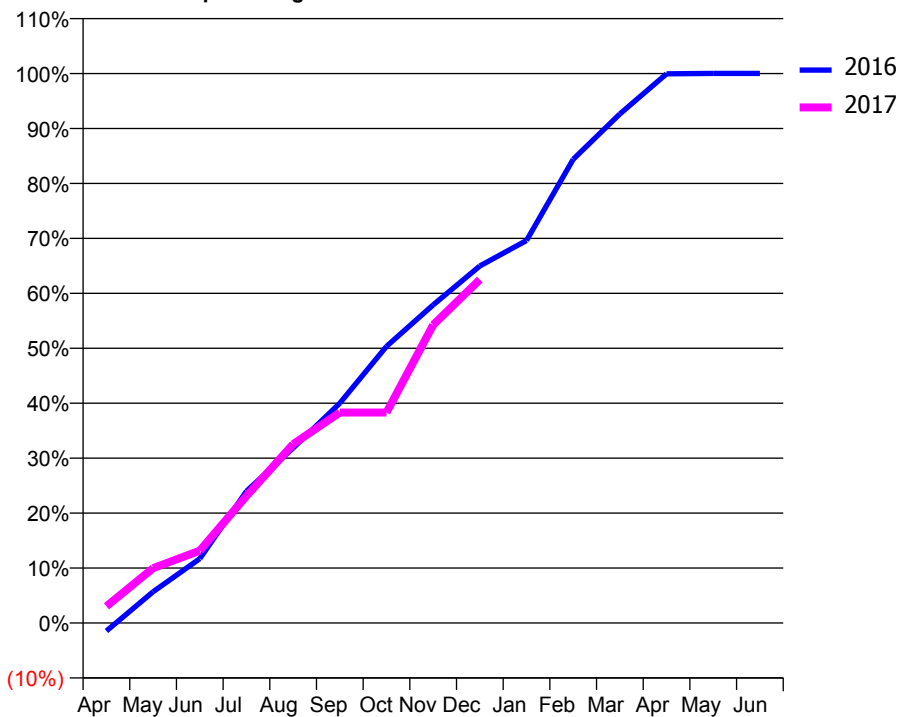
ACCESS*

Patients seen in 24 months	Total	Change since previous quarter
Quarter ending December 2015	3,451	
Quarter ending March 2016	3,235	↓
Quarter ending June 2016	3,184	↓
Quarter ending September 2016	3,041	↓
Quarter ending December 2016	2,980	↓
Variance since December 2015	(13.6%)	↓



ACTIVITY

Cumulative percentage of contracted UDA delivered 2016 & 2017



Month	Adjusted Scheduled Activity (UDA)	
	2016	2017
April	-124	256
May	479	841
June	986	1,109
July	2,022	1,948
August	2,683	2,743
September	3,369	3,226
October	4,240	3,226
November	4,877	4,570
December	5,473	5,264
January	5,864	
February	7,109	
March	7,805	
April	8,419	
May	8,426	
June	8,426	

QUALITY

	Quantity	Base Number	Contract	AT	Region	England
% of FP17s for the same patient ID Re-attending within 3 months - Children	55	927	5.9%	12.0%	11.9%	12.4%
% of FP17s for the same patient ID Re-attending within 3 months - Adults	379	2,171	17.5%	15.6%	16.5%	16.6%
% of FP17s for the same patient ID Re-attending between 3 & 9 months - Children	610	927	65.8%	57.2%	60.2%	57.5%
% of FP17s for the same patient ID Re-attending between 3 & 9 months - Adults	1,313	2,171	60.5%	48.8%	52.0%	50.4%
% of FP17s for Band 1 Urgent Courses	295	2,858	10.3%	9.6%	9.5%	9.1%
% of FP17s Relating to Free Repair or Replacements	31	2,858	1.1%	0.8%	0.7%	0.8%
% of FP17s Relating to Continuations	16	2,858	0.6%	0.9%	1.2%	1.3%
% of Patients satisfied with the dentistry they have received	7	7	N/A	93.5%	92.9%	92.7%
% of Patients satisfied with the time they had to wait for an appointment	7	7	N/A	90.4%	88.8%	88.8%

* This is based on patients treated on this contract for their most recent course of treatment. Figures in italics indicate the base number of FP17s or Patient Questionnaire responses are less than 100. N/A is shown where the base number of responses is less than 10 during the period. % is calculated as Quantity/Base number*100

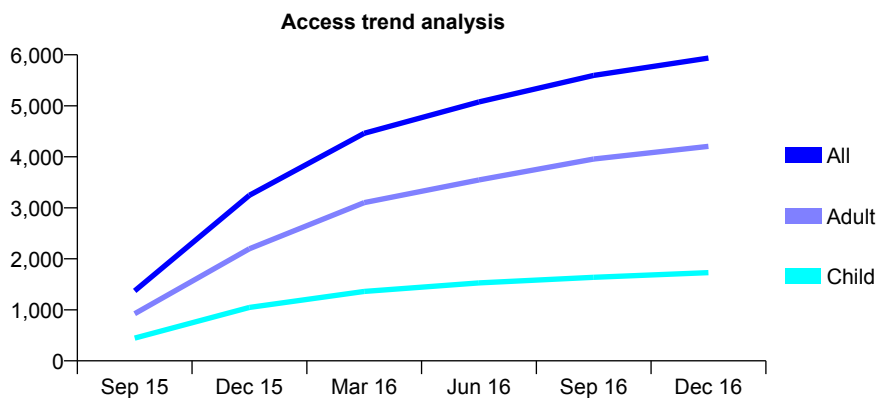
Q69 - Vital Signs At a Glance Contract Report for 173061/0001 - December 2016

Name or company name	The Dental Centre Carterton Practice
Contract type name	GDS Contract
Purpose of contract	General
Contract start date	01/09/2015
Contract end date	

16/17 Contracted general activity (UDA)	16,735
Carry forward general activity (UDA)	0
16/17 Contracted orthodontic activity (UOA)	0
Carry forward orthodontic activity (UOA)	0
Baseline contract value	£396,192.71

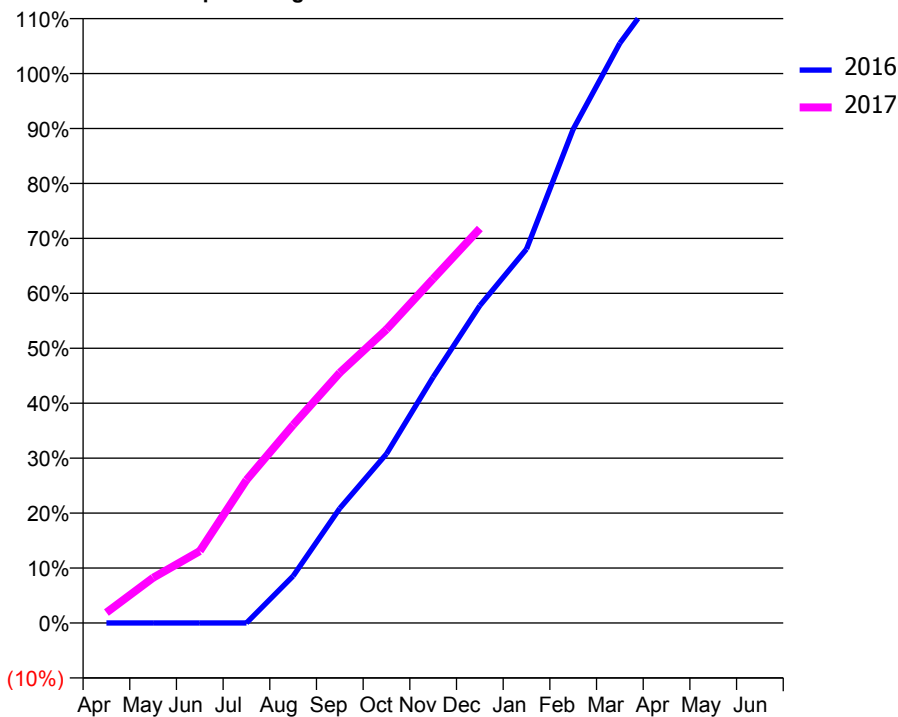
ACCESS*

Patients seen in 24 months	Total	Change since previous quarter
Quarter ending December 2015	3,246	
Quarter ending March 2016	4,462	↑
Quarter ending June 2016	5,075	↑
Quarter ending September 2016	5,596	↑
Quarter ending December 2016	5,935	↑
Variance since December 2015	82.8%	↑



ACTIVITY

Cumulative percentage of contracted UDA delivered 2016 & 2017



Month	Adjusted Scheduled Activity (UDA)	
	2016	2017
April	0	318
May	0	1,379
June	0	2,189
July	0	4,355
August	834	6,034
September	2,039	7,624
October	3,004	8,942
November	4,370	10,484
December	5,640	12,015
January	6,643	
February	8,773	
March	10,301	
April	11,425	
May	11,442	
June	11,453	

QUALITY

	Quantity	Base Number	Contract	AT	Region	England
% of FP17s for the same patient ID Re-attending within 3 months - Children	294	2,360	12.5%	12.0%	11.9%	12.4%
% of FP17s for the same patient ID Re-attending within 3 months - Adults	861	5,146	16.7%	15.6%	16.5%	16.6%
% of FP17s for the same patient ID Re-attending between 3 & 9 months - Children	1,370	2,360	58.1%	57.2%	60.2%	57.5%
% of FP17s for the same patient ID Re-attending between 3 & 9 months - Adults	2,716	5,146	52.8%	48.8%	52.0%	50.4%
% of FP17s for Band 1 Urgent Courses	677	6,376	10.6%	9.6%	9.5%	9.1%
% of FP17s Relating to Free Repair or Replacements	65	6,376	1.0%	0.8%	0.7%	0.8%
% of FP17s Relating to Continuations	18	6,376	0.3%	0.9%	1.2%	1.3%
% of Patients satisfied with the dentistry they have received	9	10	90.0%	93.5%	92.9%	92.7%
% of Patients satisfied with the time they had to wait for an appointment	10	10	100.0%	90.4%	88.8%	88.8%

* This is based on patients treated on this contract for their most recent course of treatment. Figures in italics indicate the base number of FP17s or Patient Questionnaire responses are less than 100. N/A is shown where the base number of responses is less than 10 during the period. % is calculated as Quantity/Base number*100

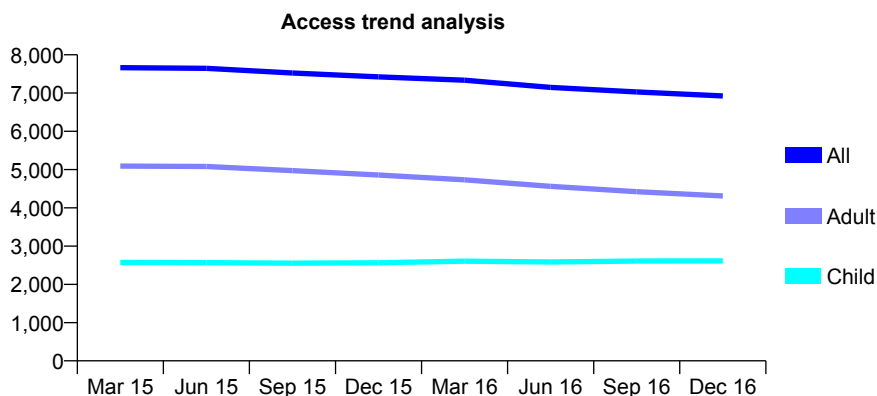
Q69 - Vital Signs At a Glance Contract Report for 175609/0001 - December 2016

Name or company name	Riverside Dental Centre Ltd
Contract type name	GDS Contract
Purpose of contract	General
Contract start date	01/07/2008
Contract end date	

16/17 Contracted general activity (UDA)	19,096
Carry forward general activity (UDA)	0
16/17 Contracted orthodontic activity (UOA)	0
Carry forward orthodontic activity (UOA)	0
Baseline contract value	£562,752.76

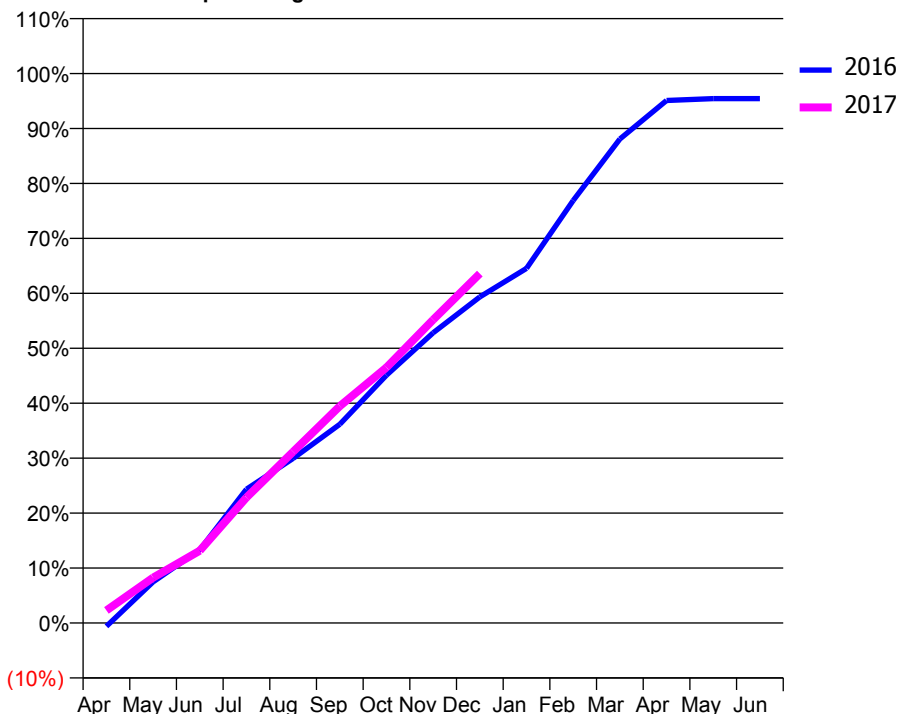
ACCESS*

Patients seen in 24 months	Total	Change since previous quarter
Quarter ending December 2015	7,422	
Quarter ending March 2016	7,337	↓
Quarter ending June 2016	7,148	↓
Quarter ending September 2016	7,030	↓
Quarter ending December 2016	6,923	↓
Variance since December 2015	(6.7%)	↓



ACTIVITY

Cumulative percentage of contracted UDA delivered 2016 & 2017



Month	Adjusted Scheduled Activity (UDA)	
	2016	2017
April	-118	438
May	1,428	1,578
June	2,544	2,515
July	4,649	4,364
August	5,720	5,954
September	6,908	7,538
October	8,612	8,882
November	10,084	10,542
December	11,332	12,144
January	12,325	
February	14,681	
March	16,819	
April	18,157	
May	18,223	
June	18,224	

QUALITY

	Quantity	Base Number	Contract	AT	Region	England
% of FP17s for the same patient ID Re-attending within 3 months - Children	284	3,073	9.2%	12.0%	11.9%	12.4%
% of FP17s for the same patient ID Re-attending within 3 months - Adults	526	3,872	13.6%	15.6%	16.5%	16.6%
% of FP17s for the same patient ID Re-attending between 3 & 9 months - Children	1,882	3,073	61.2%	57.2%	60.2%	57.5%
% of FP17s for the same patient ID Re-attending between 3 & 9 months - Adults	1,946	3,872	50.3%	48.8%	52.0%	50.4%
% of FP17s for Band 1 Urgent Courses	457	6,445	7.1%	9.6%	9.5%	9.1%
% of FP17s Relating to Free Repair or Replacements	13	6,445	0.2%	0.8%	0.7%	0.8%
% of FP17s Relating to Continuations	100	6,445	1.6%	0.9%	1.2%	1.3%
% of Patients satisfied with the dentistry they have received	6	7	N/A	93.5%	92.9%	92.7%
% of Patients satisfied with the time they had to wait for an appointment	6	7	N/A	90.4%	88.8%	88.8%

* This is based on patients treated on this contract for their most recent course of treatment. Figures in italics indicate the base number of FP17s or Patient Questionnaire responses are less than 100. N/A is shown where the base number of responses is less than 10 during the period. % is calculated as Quantity/Base number*100

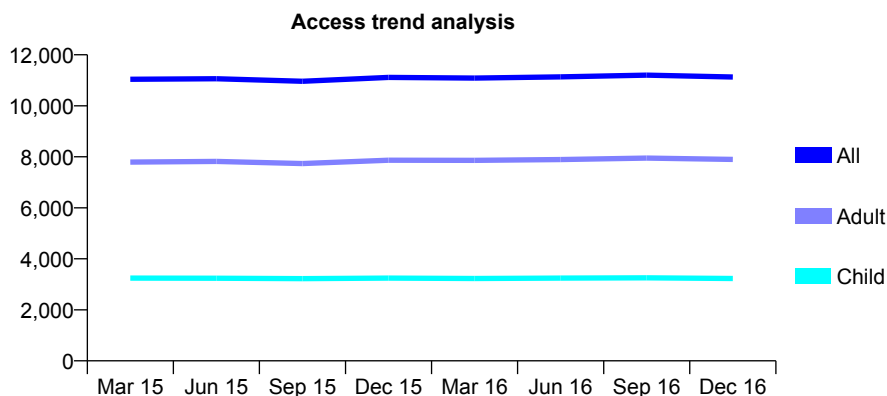
Q69 - Vital Signs At a Glance Contract Report for 176621/0001 - December 2016

Name or company name	Rodericks Ltd
Contract type name	GDS Contract
Purpose of contract	General
Contract start date	01/04/2008
Contract end date	

16/17 Contracted general activity (UDA)	29,400
Carry forward general activity (UDA)	0
16/17 Contracted orthodontic activity (UOA)	0
Carry forward orthodontic activity (UOA)	0
Baseline contract value	£685,944.56

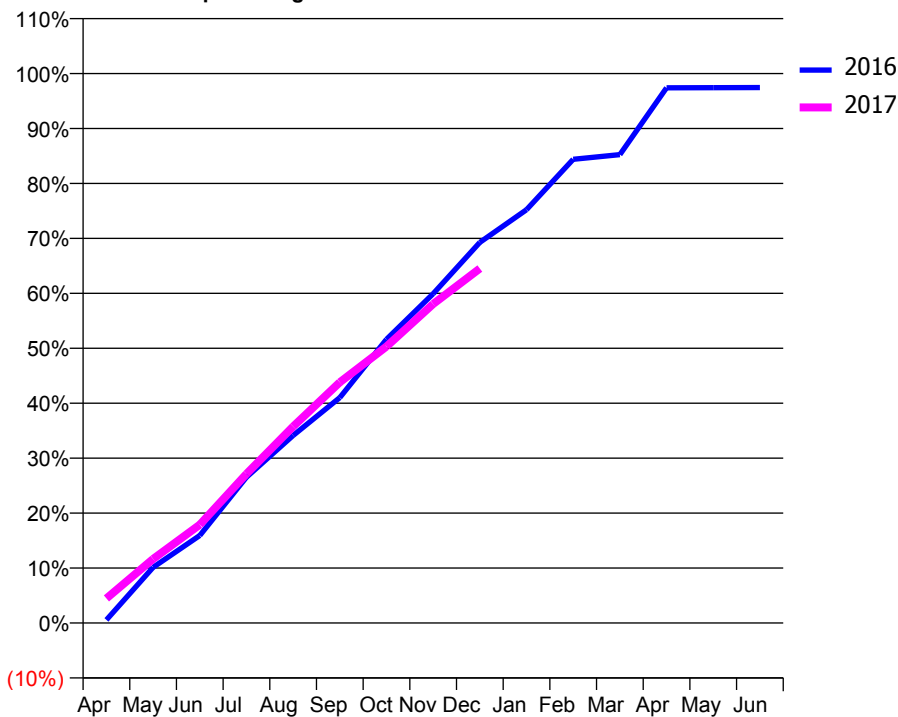
ACCESS*

Patients seen in 24 months	Total	Change since previous quarter
Quarter ending December 2015	11,113	
Quarter ending March 2016	11,090	→
Quarter ending June 2016	11,136	→
Quarter ending September 2016	11,203	→
Quarter ending December 2016	11,131	→
Variance since December 2015	0.2%	→



ACTIVITY

Cumulative percentage of contracted UDA delivered 2016 & 2017



Month	Adjusted Scheduled Activity (UDA)	
	2016	2017
April	174	1,314
May	3,047	3,430
June	4,794	5,261
July	7,986	7,979
August	10,273	10,513
September	12,345	12,883
October	15,538	14,793
November	18,035	17,068
December	20,845	18,965
January	22,635	
February	25,392	
March	25,648	
April	29,308	
May	29,317	
June	29,322	

QUALITY

	Quantity	Base Number	Contract	AT	Region	England
% of FP17s for the same patient ID Re-attending within 3 months - Children	401	4,120	9.7%	12.0%	11.9%	12.4%
% of FP17s for the same patient ID Re-attending within 3 months - Adults	1,456	8,473	17.2%	15.6%	16.5%	16.6%
% of FP17s for the same patient ID Re-attending between 3 & 9 months - Children	2,539	4,120	61.6%	57.2%	60.2%	57.5%
% of FP17s for the same patient ID Re-attending between 3 & 9 months - Adults	4,350	8,473	51.3%	48.8%	52.0%	50.4%
% of FP17s for Band 1 Urgent Courses	1,157	10,527	11.0%	9.6%	9.5%	9.1%
% of FP17s Relating to Free Repair or Replacements	79	10,527	0.8%	0.8%	0.7%	0.8%
% of FP17s Relating to Continuations	103	10,527	1.0%	0.9%	1.2%	1.3%
% of Patients satisfied with the dentistry they have received	14	15	93.3%	93.5%	92.9%	92.7%
% of Patients satisfied with the time they had to wait for an appointment	13	15	86.7%	90.4%	88.8%	88.8%

* This is based on patients treated on this contract for their most recent course of treatment. Figures in italics indicate the base number of FP17s or Patient Questionnaire responses are less than 100. N/A is shown where the base number of responses is less than 10 during the period. % is calculated as Quantity/Base number*100

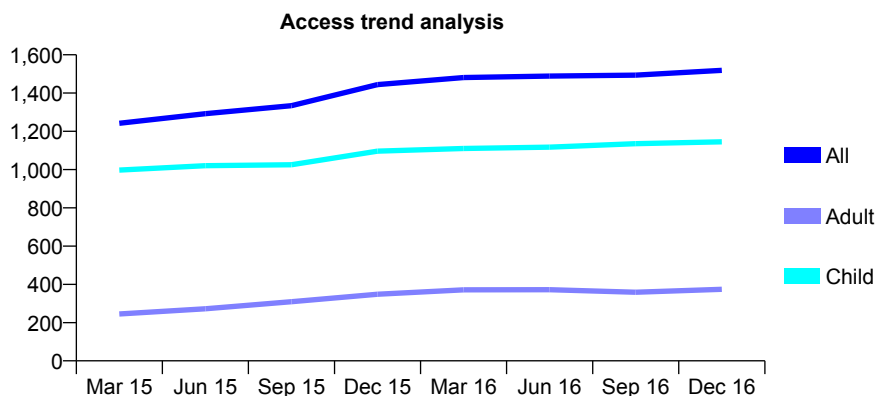
Q69 - Vital Signs At a Glance Contract Report for 177393/0001 - December 2016

Name or company name	Aston Clinton Dental
Contract type name	GDS Contract
Purpose of contract	General
Contract start date	01/04/2013
Contract end date	

16/17 Contracted general activity (UDA)	3,800
Carry forward general activity (UDA)	0
16/17 Contracted orthodontic activity (UOA)	0
Carry forward orthodontic activity (UOA)	0
Baseline contract value	£87,538.97

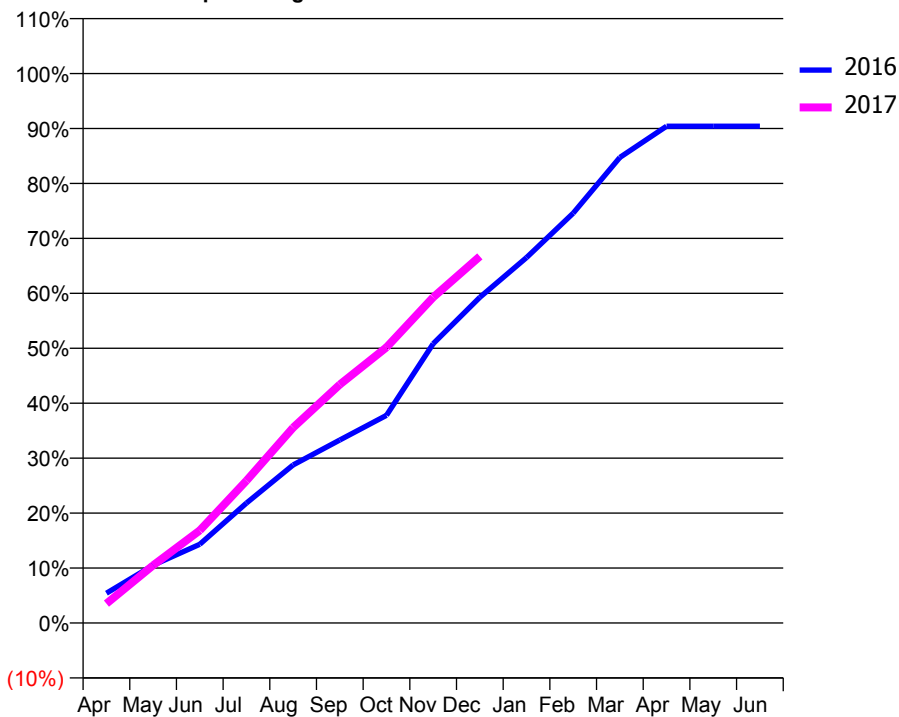
ACCESS*

Patients seen in 24 months	Total	Change since previous quarter
Quarter ending December 2015	1,444	
Quarter ending March 2016	1,481	↑
Quarter ending June 2016	1,489	→
Quarter ending September 2016	1,494	→
Quarter ending December 2016	1,519	→
Variance since December 2015	5.2%	↑



ACTIVITY

Cumulative percentage of contracted UDA delivered 2016 & 2017



Month	Adjusted Scheduled Activity (UDA)	
	2016	2017
April	206	134
May	400	399
June	544	640
July	829	985
August	1,093	1,351
September	1,266	1,649
October	1,436	1,907
November	1,932	2,253
December	2,252	2,536
January	2,527	
February	2,834	
March	3,220	
April	3,436	
May	3,436	
June	3,436	

QUALITY

	Quantity	Base Number	Contract	AT	Region	England
% of FP17s for the same patient ID Re-attending within 3 months - Children	111	1,374	8.1%	12.0%	11.9%	12.4%
% of FP17s for the same patient ID Re-attending within 3 months - Adults	38	262	14.5%	15.6%	16.5%	16.6%
% of FP17s for the same patient ID Re-attending between 3 & 9 months - Children	865	1,374	63.0%	57.2%	60.2%	57.5%
% of FP17s for the same patient ID Re-attending between 3 & 9 months - Adults	116	262	44.3%	48.8%	52.0%	50.4%
% of FP17s for Band 1 Urgent Courses	83	1,492	5.6%	9.6%	9.5%	9.1%
% of FP17s Relating to Free Repair or Replacements	0	1,492	0.0%	0.8%	0.7%	0.8%
% of FP17s Relating to Continuations	1	1,492	0.1%	0.9%	1.2%	1.3%
% of Patients satisfied with the dentistry they have received	3	3	N/A	93.5%	92.9%	92.7%
% of Patients satisfied with the time they had to wait for an appointment	3	3	N/A	90.4%	88.8%	88.8%

* This is based on patients treated on this contract for their most recent course of treatment. Figures in italics indicate the base number of FP17s or Patient Questionnaire responses are less than 100. N/A is shown where the base number of responses is less than 10 during the period. % is calculated as Quantity/Base number*100

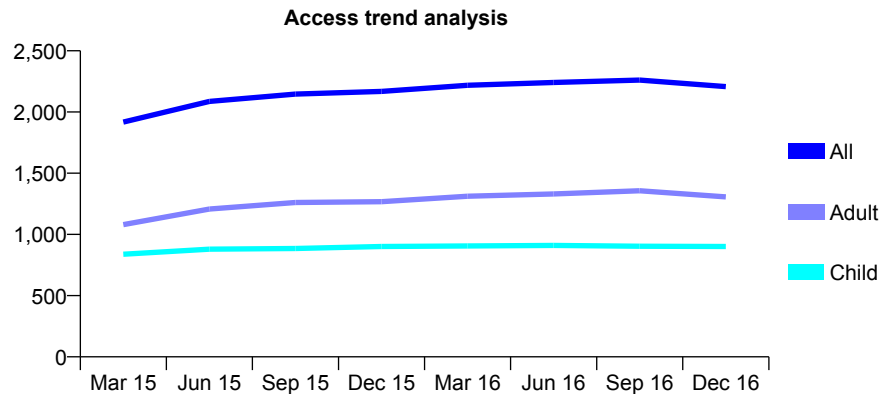
Q69 - Vital Signs At a Glance Contract Report for 177806/0001 - December 2016

Name or company name	Westwood Smile Care Ltd
Contract type name	GDS Contract
Purpose of contract	General
Contract start date	01/07/2013
Contract end date	

16/17 Contracted general activity (UDA)	3,150
Carry forward general activity (UDA)	9
16/17 Contracted orthodontic activity (UOA)	0
Carry forward orthodontic activity (UOA)	0
Baseline contract value	£73,786.47

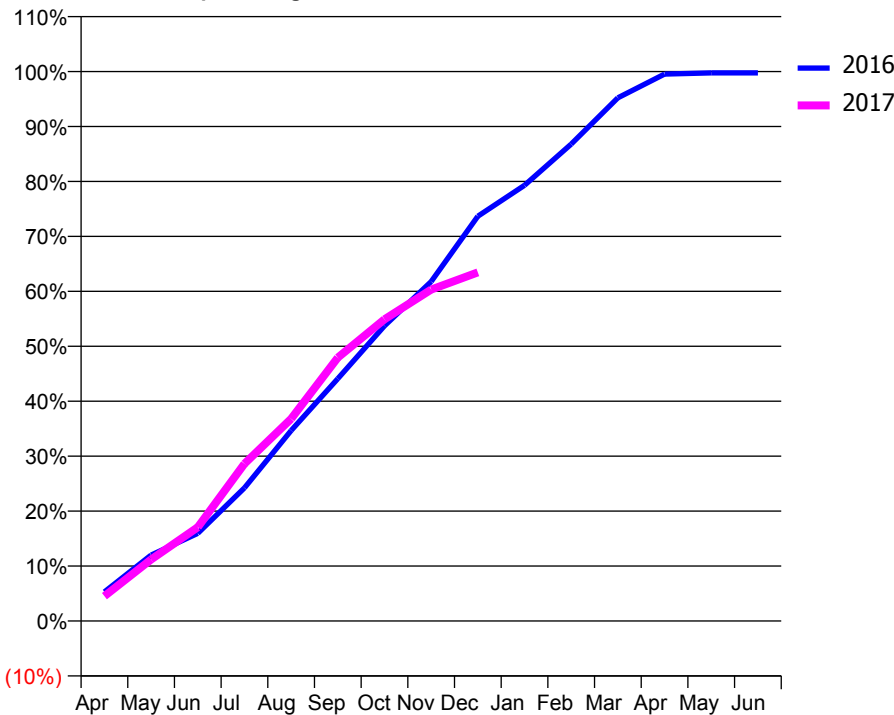
ACCESS*

Patients seen in 24 months	Total	Change since previous quarter
Quarter ending December 2015	2,168	
Quarter ending March 2016	2,218	↑
Quarter ending June 2016	2,241	→
Quarter ending September 2016	2,261	→
Quarter ending December 2016	2,208	↓
Variance since December 2015	1.8%	→



ACTIVITY

Cumulative percentage of contracted UDA delivered 2016 & 2017



Month	Adjusted Scheduled Activity (UDA)	
	2016	2017
April	175	143
May	396	353
June	526	538
July	799	901
August	1,143	1,160
September	1,454	1,510
October	1,771	1,729
November	2,037	1,900
December	2,429	1,998
January	2,615	
February	2,862	
March	3,140	
April	3,283	
May	3,290	
June	3,290	

QUALITY

	Quantity	Base Number	Contract	AT	Region	England
% of FP17s for the same patient ID Re-attending within 3 months - Children	63	819	7.7%	12.0%	11.9%	12.4%
% of FP17s for the same patient ID Re-attending within 3 months - Adults	210	1,004	20.9%	15.6%	16.5%	16.6%
% of FP17s for the same patient ID Re-attending between 3 & 9 months - Children	424	819	51.8%	57.2%	60.2%	57.5%
% of FP17s for the same patient ID Re-attending between 3 & 9 months - Adults	333	1,004	33.2%	48.8%	52.0%	50.4%
% of FP17s for Band 1 Urgent Courses	67	961	7.0%	9.6%	9.5%	9.1%
% of FP17s Relating to Free Repair or Replacements	10	961	1.0%	0.8%	0.7%	0.8%
% of FP17s Relating to Continuations	8	961	0.8%	0.9%	1.2%	1.3%
% of Patients satisfied with the dentistry they have received	1	1	N/A	93.5%	92.9%	92.7%
% of Patients satisfied with the time they had to wait for an appointment	1	1	N/A	90.4%	88.8%	88.8%

* This is based on patients treated on this contract for their most recent course of treatment. Figures in italics indicate the base number of FP17s or Patient Questionnaire responses are less than 100. N/A is shown where the base number of responses is less than 10 during the period. % is calculated as Quantity/Base number*100

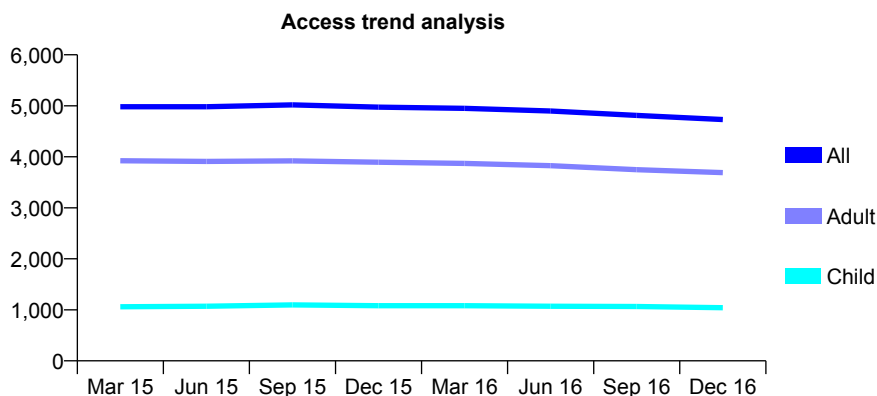
Q69 - Vital Signs At a Glance Contract Report for 177881/0001 - December 2016

Name or company name	The Burnham Dental Practice
Contract type name	GDS Contract
Purpose of contract	General
Contract start date	01/06/2010
Contract end date	

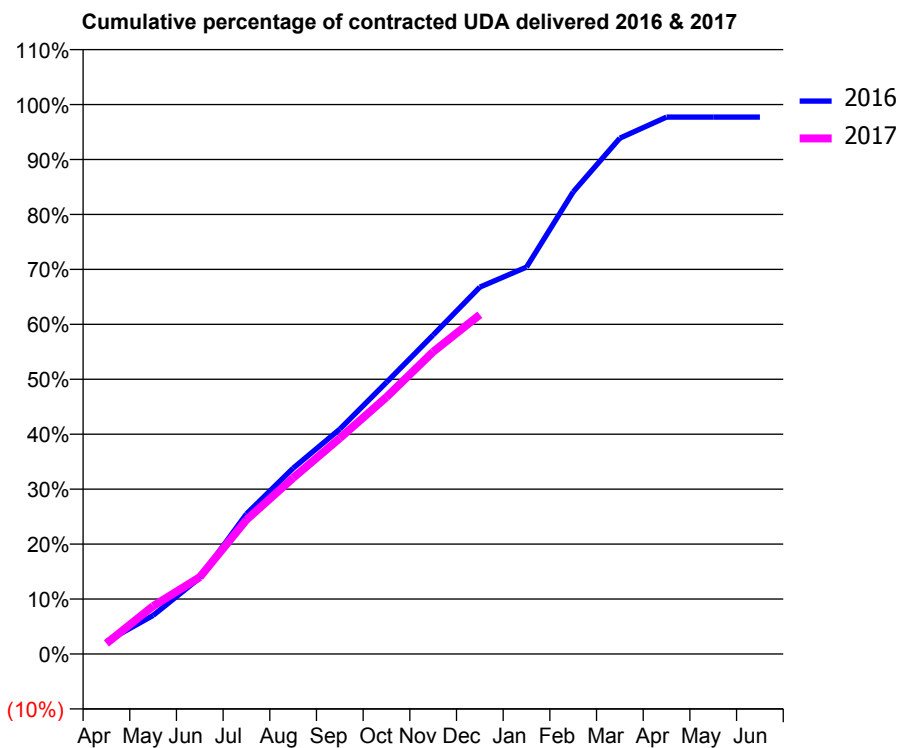
16/17 Contracted general activity (UDA)	14,629
Carry forward general activity (UDA)	336
16/17 Contracted orthodontic activity (UOA)	0
Carry forward orthodontic activity (UOA)	0
Baseline contract value	£425,484.26

ACCESS*

Patients seen in 24 months	Total	Change since previous quarter
Quarter ending December 2015	4,973	
Quarter ending March 2016	4,951	→
Quarter ending June 2016	4,898	↓
Quarter ending September 2016	4,813	↓
Quarter ending December 2016	4,731	↓
Variance since December 2015	(4.9%)	↓



ACTIVITY



Month	Adjusted Scheduled Activity (UDA)	
	2016	2017
April	332	282
May	1,027	1,278
June	2,030	2,047
July	3,728	3,572
August	4,949	4,687
September	5,987	5,746
October	7,231	6,839
November	8,492	8,045
December	9,769	9,033
January	10,301	
February	12,302	
March	13,734	
April	14,293	
May	14,293	
June	14,293	

QUALITY

	Quantity	Base Number	Contract	AT	Region	England
% of FP17s for the same patient ID Re-attending within 3 months - Children	70	1,010	6.9%	12.0%	11.9%	12.4%
% of FP17s for the same patient ID Re-attending within 3 months - Adults	410	3,442	11.9%	15.6%	16.5%	16.6%
% of FP17s for the same patient ID Re-attending between 3 & 9 months - Children	631	1,010	62.5%	57.2%	60.2%	57.5%
% of FP17s for the same patient ID Re-attending between 3 & 9 months - Adults	2,048	3,442	59.5%	48.8%	52.0%	50.4%
% of FP17s for Band 1 Urgent Courses	265	4,227	6.3%	9.6%	9.5%	9.1%
% of FP17s Relating to Free Repair or Replacements	11	4,227	0.3%	0.8%	0.7%	0.8%
% of FP17s Relating to Continuations	64	4,227	1.5%	0.9%	1.2%	1.3%
% of Patients satisfied with the dentistry they have received	12	14	85.7%	93.5%	92.9%	92.7%
% of Patients satisfied with the time they had to wait for an appointment	12	14	85.7%	90.4%	88.8%	88.8%

* This is based on patients treated on this contract for their most recent course of treatment. Figures in italics indicate the base number of FP17s or Patient Questionnaire responses are less than 100. N/A is shown where the base number of responses is less than 10 during the period. % is calculated as Quantity/Base number*100

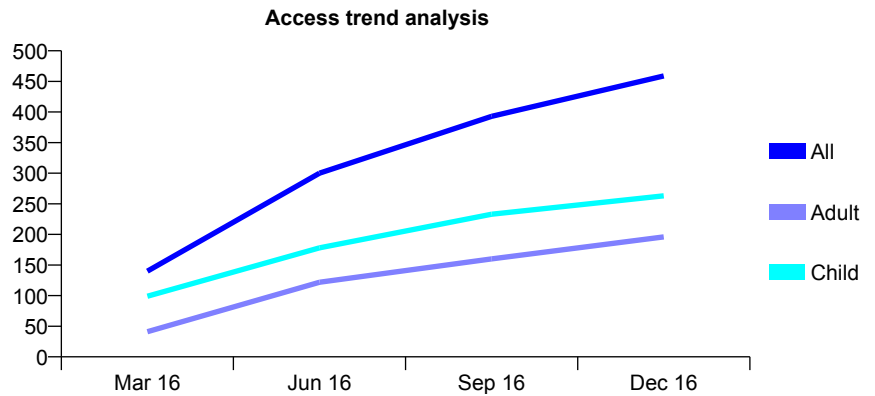
Q69 - Vital Signs At a Glance Contract Report for 181285/0001 - December 2016

Name or company name	David Barrett & John Coulter
Contract type name	GDS Contract
Purpose of contract	General
Contract start date	01/12/2015
Contract end date	

16/17 Contracted general activity (UDA)	1,509
Carry forward general activity (UDA)	0
16/17 Contracted orthodontic activity (UOA)	0
Carry forward orthodontic activity (UOA)	0
Baseline contract value	£35,685.46

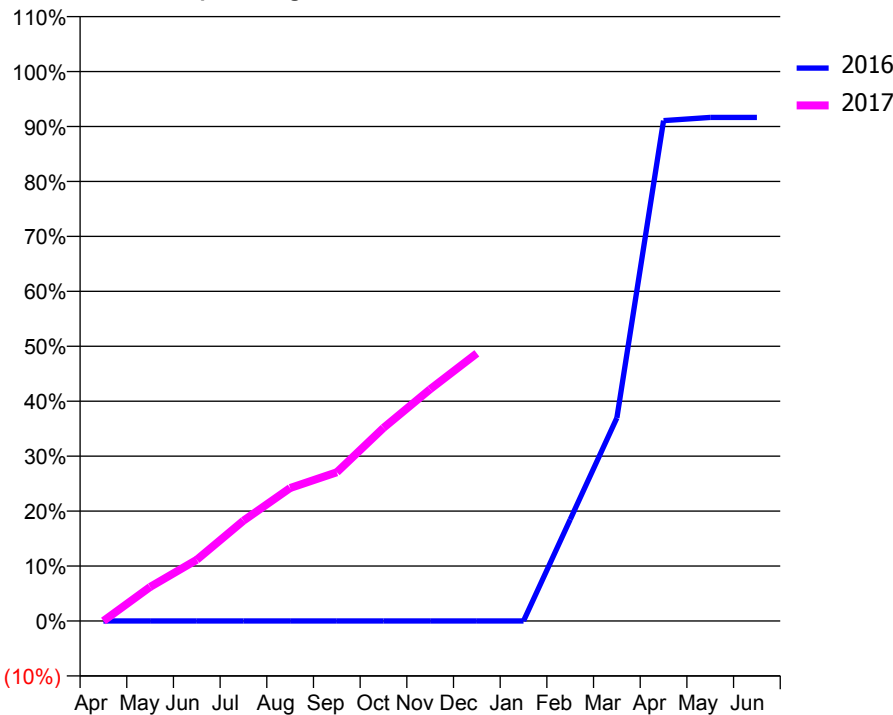
ACCESS*

Patients seen in 24 months	Total	Change since previous quarter
Quarter ending December 2015	0	
Quarter ending March 2016	140	
Quarter ending June 2016	300	↑
Quarter ending September 2016	393	↑
Quarter ending December 2016	459	↑
Variance since December 2015	N/A	



ACTIVITY

Cumulative percentage of contracted UDA delivered 2016 & 2017



Month	Adjusted Scheduled Activity (UDA)	
	2016	2017
April	0	0
May	0	93
June	0	168
July	0	275
August	0	365
September	0	408
October	0	531
November	0	637
December	0	735
January	0	
February	93	
March	186	
April	458	
May	461	
June	461	

QUALITY

	Quantity	Base Number	Contract	AT	Region	England
% of FP17s for the same patient ID Re-attending within 3 months - Children	13	310	4.2%	12.0%	11.9%	12.4%
% of FP17s for the same patient ID Re-attending within 3 months - Adults	13	223	5.8%	15.6%	16.5%	16.6%
% of FP17s for the same patient ID Re-attending between 3 & 9 months - Children	92	310	29.7%	57.2%	60.2%	57.5%
% of FP17s for the same patient ID Re-attending between 3 & 9 months - Adults	26	223	11.7%	48.8%	52.0%	50.4%
% of FP17s for Band 1 Urgent Courses	5	421	1.2%	9.6%	9.5%	9.1%
% of FP17s Relating to Free Repair or Replacements	0	421	0.0%	0.8%	0.7%	0.8%
% of FP17s Relating to Continuations	3	421	0.7%	0.9%	1.2%	1.3%
% of Patients satisfied with the dentistry they have received	0	0	N/A	93.5%	92.9%	92.7%
% of Patients satisfied with the time they had to wait for an appointment	0	0	N/A	90.4%	88.8%	88.8%

* This is based on patients treated on this contract for their most recent course of treatment. Figures in italics indicate the base number of FP17s or Patient Questionnaire responses are less than 100. N/A is shown where the base number of responses is less than 10 during the period. % is calculated as Quantity/Base number*100

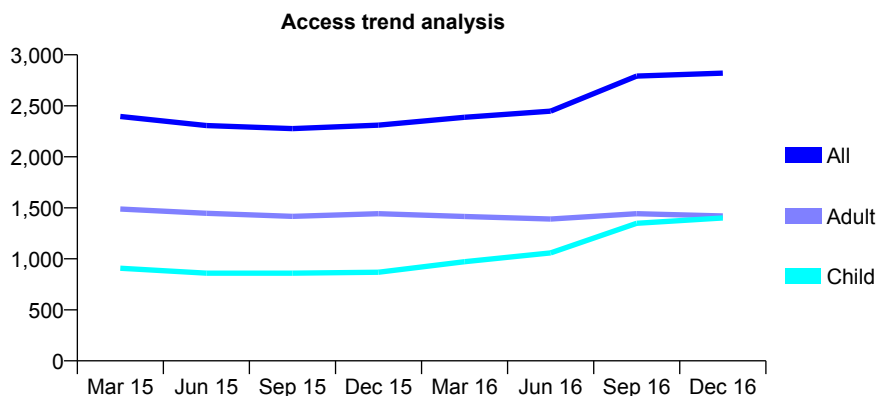
Q69 - Vital Signs At a Glance Contract Report for 181730/0004 - December 2016

Name or company name	Buckinghamshire Priority Dental Service
Contract type name	PDS Contract
Purpose of contract	General
Contract start date	26/10/2008
Contract end date	25/10/2018

16/17 Contracted general activity (UDA)	7,259
Carry forward general activity (UDA)	0
16/17 Contracted orthodontic activity (UOA)	0
Carry forward orthodontic activity (UOA)	0
Baseline contract value	£0.00

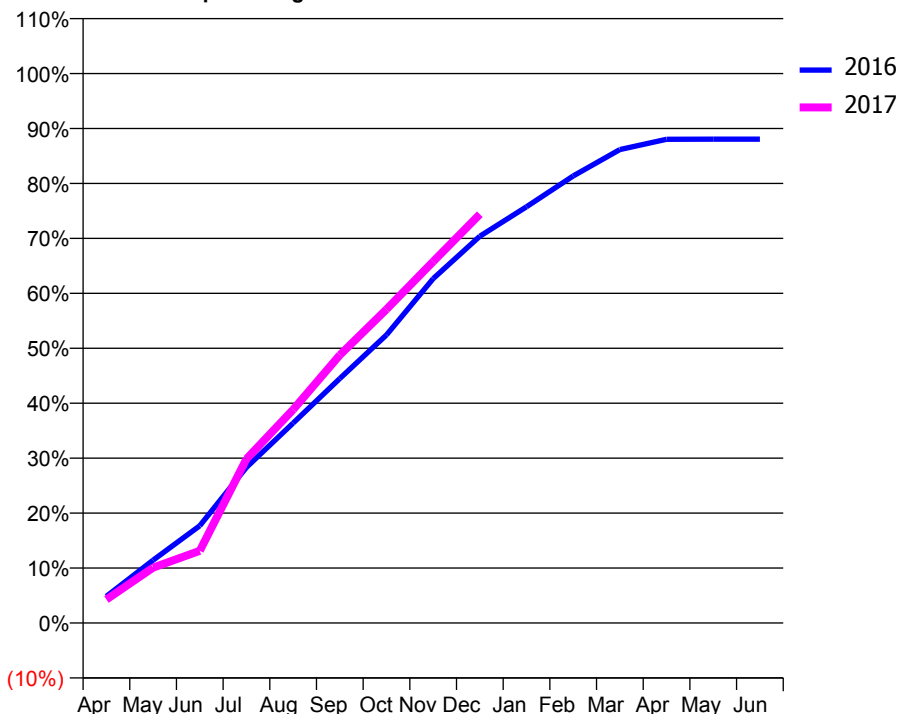
ACCESS*

Patients seen in 24 months	Total	Change since previous quarter
Quarter ending December 2015	2,311	
Quarter ending March 2016	2,387	↑
Quarter ending June 2016	2,448	↑
Quarter ending September 2016	2,792	↑
Quarter ending December 2016	2,820	→
Variance since December 2015	22.0%	↑



ACTIVITY

Cumulative percentage of contracted UDA delivered 2016 & 2017



Month	Adjusted Scheduled Activity (UDA)	
	2016	2017
April	388	311
May	909	732
June	1,408	954
July	2,252	2,168
August	2,893	2,820
September	3,537	3,540
October	4,167	4,144
November	4,981	4,774
December	5,593	5,400
January	6,020	
February	6,465	
March	6,846	
April	6,996	
May	6,997	
June	6,998	

QUALITY

	Quantity	Base Number	Contract	AT	Region	England
% of FP17s for the same patient ID Re-attending within 3 months - Children	213	1,714	12.4%	12.0%	11.9%	12.4%
% of FP17s for the same patient ID Re-attending within 3 months - Adults	132	998	13.2%	15.6%	16.5%	16.6%
% of FP17s for the same patient ID Re-attending between 3 & 9 months - Children	277	1,714	16.2%	57.2%	60.2%	57.5%
% of FP17s for the same patient ID Re-attending between 3 & 9 months - Adults	339	998	34.0%	48.8%	52.0%	50.4%
% of FP17s for Band 1 Urgent Courses	93	2,463	3.8%	9.6%	9.5%	9.1%
% of FP17s Relating to Free Repair or Replacements	0	2,463	0.0%	0.8%	0.7%	0.8%
% of FP17s Relating to Continuations	46	2,463	1.9%	0.9%	1.2%	1.3%
% of Patients satisfied with the dentistry they have received	0	0	N/A	93.5%	92.9%	92.7%
% of Patients satisfied with the time they had to wait for an appointment	0	0	N/A	90.4%	88.8%	88.8%

* This is based on patients treated on this contract for their most recent course of treatment. Figures in italics indicate the base number of FP17s or Patient Questionnaire responses are less than 100. N/A is shown where the base number of responses is less than 10 during the period. % is calculated as Quantity/Base number*100

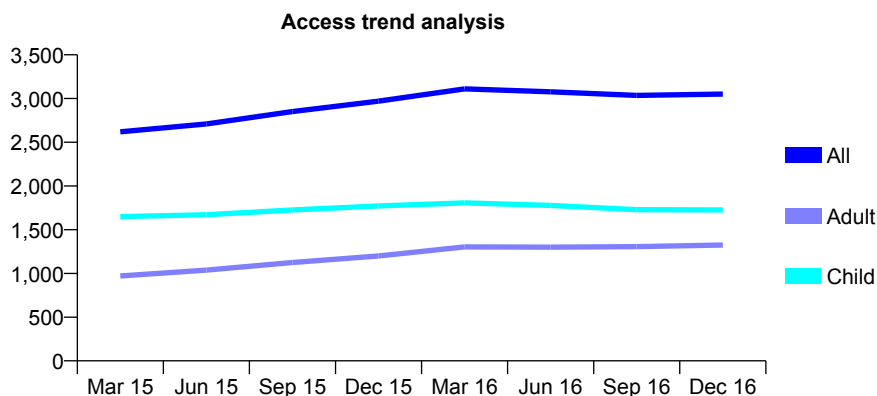
Q69 - Vital Signs At a Glance Contract Report for 182885/0002 - December 2016

Name or company name	CEDAR DENTAL CARE LTD
Contract type name	GDS Contract
Purpose of contract	General
Contract start date	31/03/2014
Contract end date	

16/17 Contracted general activity (UDA)	8,200
Carry forward general activity (UDA)	22
16/17 Contracted orthodontic activity (UOA)	0
Carry forward orthodontic activity (UOA)	0
Baseline contract value	£159,179.03

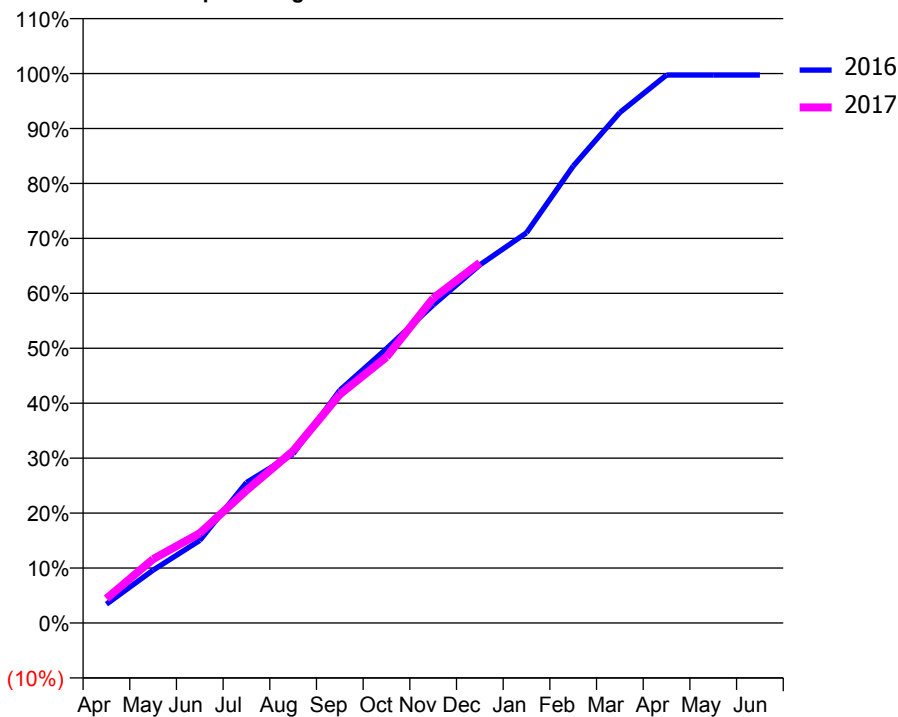
ACCESS*

Patients seen in 24 months	Total	Change since previous quarter
Quarter ending December 2015	2,970	
Quarter ending March 2016	3,110	↑
Quarter ending June 2016	3,077	↓
Quarter ending September 2016	3,035	↓
Quarter ending December 2016	3,051	→
Variance since December 2015	2.7%	↑



ACTIVITY

Cumulative percentage of contracted UDA delivered 2016 & 2017



Month	Adjusted Scheduled Activity (UDA)	
	2016	2017
April	281	365
May	790	955
June	1,233	1,340
July	2,097	1,979
August	2,524	2,568
September	3,474	3,413
October	4,093	3,968
November	4,744	4,846
December	5,343	5,375
January	5,823	
February	6,818	
March	7,619	
April	8,177	
May	8,178	
June	8,178	

QUALITY

	Quantity	Base Number	Contract	AT	Region	England
% of FP17s for the same patient ID Re-attending within 3 months - Children	185	2,336	7.9%	12.0%	11.9%	12.4%
% of FP17s for the same patient ID Re-attending within 3 months - Adults	212	1,365	15.5%	15.6%	16.5%	16.6%
% of FP17s for the same patient ID Re-attending between 3 & 9 months - Children	1,720	2,336	73.6%	57.2%	60.2%	57.5%
% of FP17s for the same patient ID Re-attending between 3 & 9 months - Adults	878	1,365	64.3%	48.8%	52.0%	50.4%
% of FP17s for Band 1 Urgent Courses	94	3,384	2.8%	9.6%	9.5%	9.1%
% of FP17s Relating to Free Repair or Replacements	13	3,384	0.4%	0.8%	0.7%	0.8%
% of FP17s Relating to Continuations	18	3,384	0.5%	0.9%	1.2%	1.3%
% of Patients satisfied with the dentistry they have received	3	4	N/A	93.5%	92.9%	92.7%
% of Patients satisfied with the time they had to wait for an appointment	3	4	N/A	90.4%	88.8%	88.8%

* This is based on patients treated on this contract for their most recent course of treatment. Figures in italics indicate the base number of FP17s or Patient Questionnaire responses are less than 100. N/A is shown where the base number of responses is less than 10 during the period. % is calculated as Quantity/Base number*100

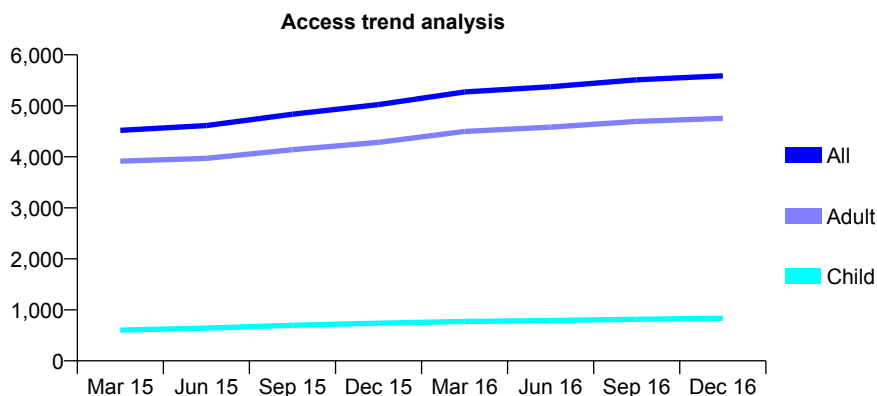
Q69 - Vital Signs At a Glance Contract Report for 183377/0001 - December 2016

Name or company name	Temple Street Dental Practice
Contract type name	GDS Contract
Purpose of contract	General
Contract start date	01/08/2012
Contract end date	

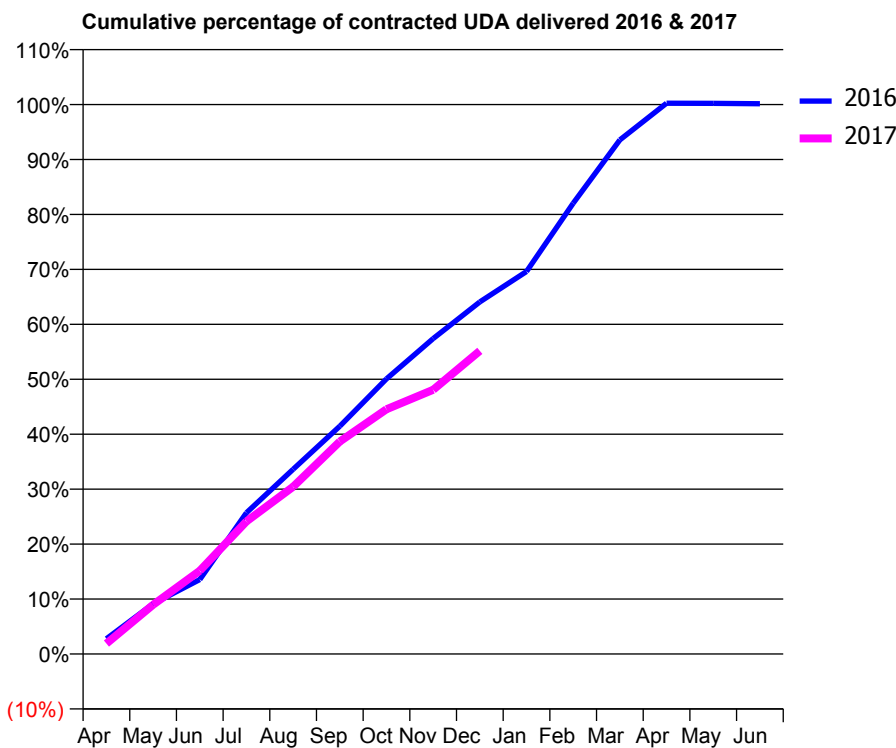
16/17 Contracted general activity (UDA)	13,000
Carry forward general activity (UDA)	0
16/17 Contracted orthodontic activity (UOA)	0
Carry forward orthodontic activity (UOA)	0
Baseline contract value	£309,597.92

ACCESS*

Patients seen in 24 months	Total	Change since previous quarter
Quarter ending December 2015	5,023	
Quarter ending March 2016	5,272	↑
Quarter ending June 2016	5,373	→
Quarter ending September 2016	5,509	↑
Quarter ending December 2016	5,589	→
Variance since December 2015	11.3%	↑



ACTIVITY



Month	Adjusted Scheduled Activity (UDA)	
	2016	2017
April	362	249
May	1,188	1,166
June	1,761	1,969
July	3,341	3,138
August	4,370	3,958
September	5,389	5,026
October	6,510	5,791
November	7,461	6,253
December	8,331	7,172
January	9,050	
February	10,665	
March	12,164	
April	13,030	
May	13,028	
June	13,018	

QUALITY

	Quantity	Base Number	Contract	AT	Region	England
% of FP17s for the same patient ID Re-attending within 3 months - Children	46	721	6.4%	12.0%	11.9%	12.4%
% of FP17s for the same patient ID Re-attending within 3 months - Adults	381	3,433	11.1%	15.6%	16.5%	16.6%
% of FP17s for the same patient ID Re-attending between 3 & 9 months - Children	383	721	53.1%	57.2%	60.2%	57.5%
% of FP17s for the same patient ID Re-attending between 3 & 9 months - Adults	1,327	3,433	38.7%	48.8%	52.0%	50.4%
% of FP17s for Band 1 Urgent Courses	224	3,356	6.7%	9.6%	9.5%	9.1%
% of FP17s Relating to Free Repair or Replacements	15	3,356	0.4%	0.8%	0.7%	0.8%
% of FP17s Relating to Continuations	24	3,356	0.7%	0.9%	1.2%	1.3%
% of Patients satisfied with the dentistry they have received	6	7	N/A	93.5%	92.9%	92.7%
% of Patients satisfied with the time they had to wait for an appointment	6	7	N/A	90.4%	88.8%	88.8%

* This is based on patients treated on this contract for their most recent course of treatment. Figures in italics indicate the base number of FP17s or Patient Questionnaire responses are less than 100. N/A is shown where the base number of responses is less than 10 during the period. % is calculated as Quantity/Base number*100

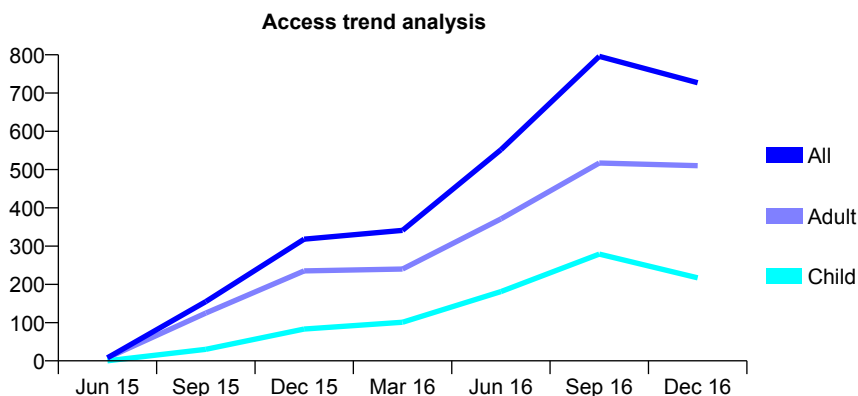
Q69 - Vital Signs At a Glance Contract Report for 183539/0001 - December 2016

Name or company name	Jeremy Potter, Arti Sharma and Shiva Ema
Contract type name	GDS Contract
Purpose of contract	General
Contract start date	01/04/2015
Contract end date	

16/17 Contracted general activity (UDA)	2,249
Carry forward general activity (UDA)	0
16/17 Contracted orthodontic activity (UOA)	0
Carry forward orthodontic activity (UOA)	0
Baseline contract value	£61,311.82

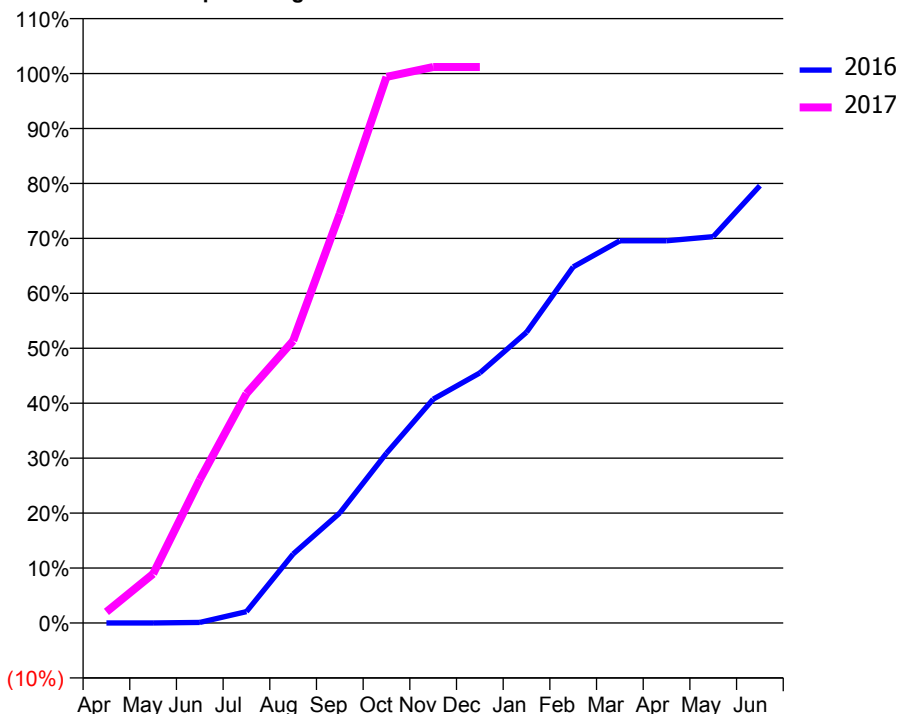
ACCESS*

Patients seen in 24 months	Total	Change since previous quarter
Quarter ending December 2015	318	
Quarter ending March 2016	341	↑
Quarter ending June 2016	552	↑
Quarter ending September 2016	796	↑
Quarter ending December 2016	727	↓
Variance since December 2015	128.6%	↑



ACTIVITY

Cumulative percentage of contracted UDA delivered 2016 & 2017



Month	Adjusted Scheduled Activity (UDA)	
	2016	2017
April	0	46
May	0	201
June	2	587
July	46	939
August	279	1,155
September	446	1,675
October	688	2,235
November	906	2,276
December	1,013	2,276
January	1,178	
February	1,442	
March	1,548	
April	1,548	
May	1,564	
June	1,771	

QUALITY

	Quantity	Base Number	Contract	AT	Region	England
% of FP17s for the same patient ID Re-attending within 3 months - Children	21	382	5.5%	12.0%	11.9%	12.4%
% of FP17s for the same patient ID Re-attending within 3 months - Adults	76	676	11.2%	15.6%	16.5%	16.6%
% of FP17s for the same patient ID Re-attending between 3 & 9 months - Children	64	382	16.8%	57.2%	60.2%	57.5%
% of FP17s for the same patient ID Re-attending between 3 & 9 months - Adults	60	676	8.9%	48.8%	52.0%	50.4%
% of FP17s for Band 1 Urgent Courses	189	978	19.3%	9.6%	9.5%	9.1%
% of FP17s Relating to Free Repair or Replacements	2	978	0.2%	0.8%	0.7%	0.8%
% of FP17s Relating to Continuations	9	978	0.9%	0.9%	1.2%	1.3%
% of Patients satisfied with the dentistry they have received	2	3	N/A	93.5%	92.9%	92.7%
% of Patients satisfied with the time they had to wait for an appointment	2	3	N/A	90.4%	88.8%	88.8%

* This is based on patients treated on this contract for their most recent course of treatment. Figures in italics indicate the base number of FP17s or Patient Questionnaire responses are less than 100. N/A is shown where the base number of responses is less than 10 during the period. % is calculated as Quantity/Base number*100

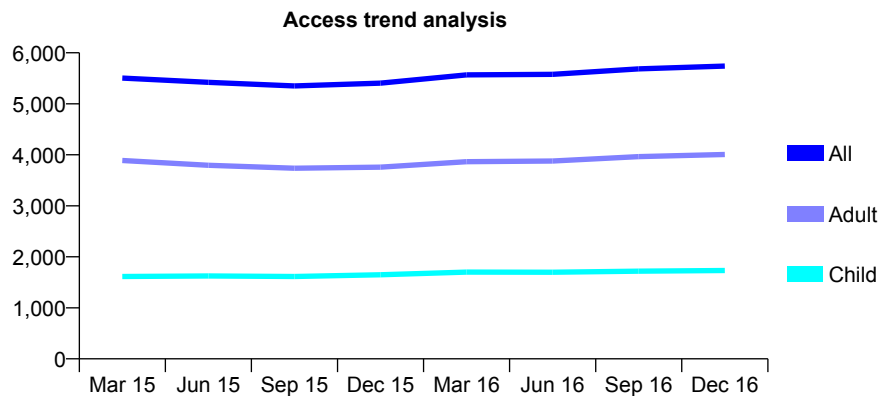
Q69 - Vital Signs At a Glance Contract Report for 184179/0001 - December 2016

Name or company name	Rodericks Limited and the Dental House Li
Contract type name	GDS Contract
Purpose of contract	General
Contract start date	01/12/2007
Contract end date	

16/17 Contracted general activity (UDA)	13,784
Carry forward general activity (UDA)	-60
16/17 Contracted orthodontic activity (UOA)	0
Carry forward orthodontic activity (UOA)	0
Baseline contract value	£314,771.17

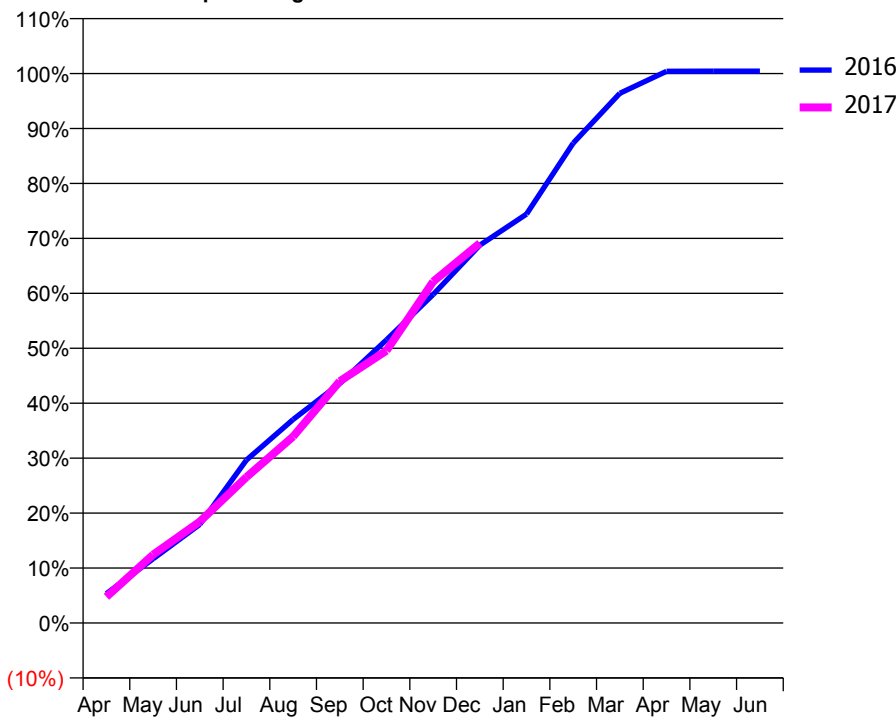
ACCESS*

Patients seen in 24 months	Total	Change since previous quarter
Quarter ending December 2015	5,405	
Quarter ending March 2016	5,567	↑
Quarter ending June 2016	5,577	→
Quarter ending September 2016	5,684	→
Quarter ending December 2016	5,739	→
Variance since December 2015	6.2%	↑



ACTIVITY

Cumulative percentage of contracted UDA delivered 2016 & 2017



Month	Adjusted Scheduled Activity (UDA)	
	2016	2017
April	755	657
May	1,647	1,715
June	2,531	2,544
July	4,186	3,660
August	5,225	4,678
September	6,151	6,067
October	7,269	6,832
November	8,435	8,565
December	9,700	9,528
January	10,497	
February	12,319	
March	13,601	
April	14,166	
May	14,168	
June	14,168	

QUALITY

	Quantity	Base Number	Contract	AT	Region	England
% of FP17s for the same patient ID Re-attending within 3 months - Children	55	1,637	3.4%	12.0%	11.9%	12.4%
% of FP17s for the same patient ID Re-attending within 3 months - Adults	374	3,425	10.9%	15.6%	16.5%	16.6%
% of FP17s for the same patient ID Re-attending between 3 & 9 months - Children	815	1,637	49.8%	57.2%	60.2%	57.5%
% of FP17s for the same patient ID Re-attending between 3 & 9 months - Adults	1,435	3,425	41.9%	48.8%	52.0%	50.4%
% of FP17s for Band 1 Urgent Courses	244	4,783	5.1%	9.6%	9.5%	9.1%
% of FP17s Relating to Free Repair or Replacements	26	4,783	0.5%	0.8%	0.7%	0.8%
% of FP17s Relating to Continuations	59	4,783	1.2%	0.9%	1.2%	1.3%
% of Patients satisfied with the dentistry they have received	12	12	100.0%	93.5%	92.9%	92.7%
% of Patients satisfied with the time they had to wait for an appointment	10	12	83.3%	90.4%	88.8%	88.8%

* This is based on patients treated on this contract for their most recent course of treatment. Figures in italics indicate the base number of FP17s or Patient Questionnaire responses are less than 100. N/A is shown where the base number of responses is less than 10 during the period. % is calculated as Quantity/Base number*100

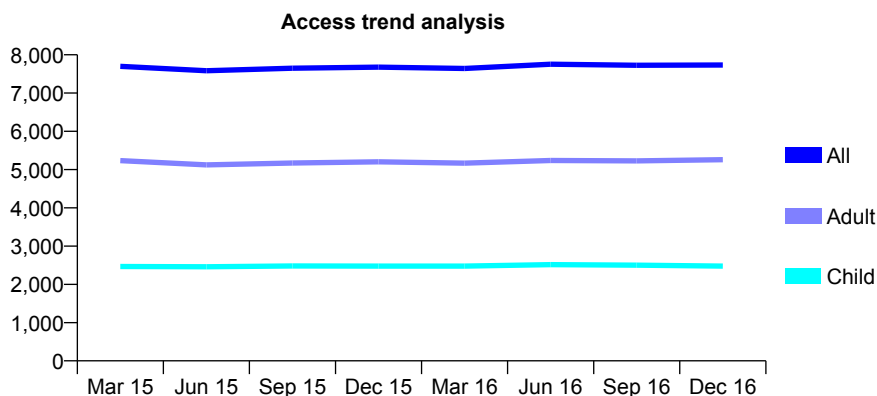
Q69 - Vital Signs At a Glance Contract Report for 184179/0002 - December 2016

Name or company name	Rodericks Limited and the Dental House Li
Contract type name	GDS Contract
Purpose of contract	General
Contract start date	01/04/2008
Contract end date	

16/17 Contracted general activity (UDA)	15,918
Carry forward general activity (UDA)	341
16/17 Contracted orthodontic activity (UOA)	0
Carry forward orthodontic activity (UOA)	0
Baseline contract value	£459,903.78

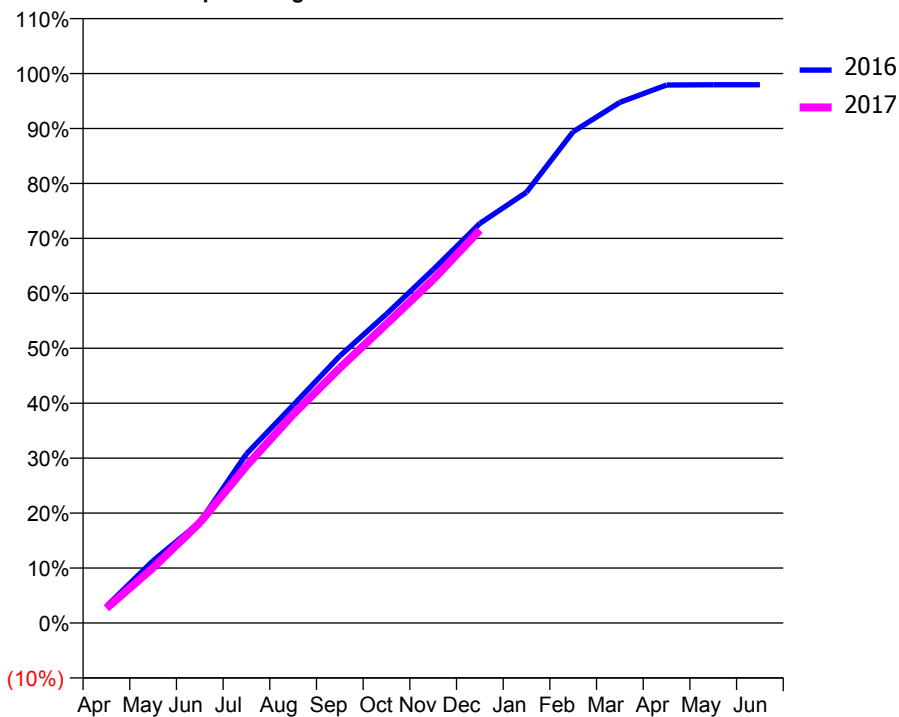
ACCESS*

Patients seen in 24 months	Total	Change since previous quarter
Quarter ending December 2015	7,678	
Quarter ending March 2016	7,644	→
Quarter ending June 2016	7,753	→
Quarter ending September 2016	7,728	→
Quarter ending December 2016	7,734	→
Variance since December 2015	0.7%	→



ACTIVITY

Cumulative percentage of contracted UDA delivered 2016 & 2017



Month	Adjusted Scheduled Activity (UDA)	
	2016	2017
April	507	426
May	1,892	1,602
June	3,061	2,906
July	5,130	4,552
August	6,605	6,045
September	8,097	7,386
October	9,374	8,663
November	10,718	9,951
December	12,117	11,382
January	13,067	
February	14,900	
March	15,793	
April	16,315	
May	16,324	
June	16,325	

QUALITY

	Quantity	Base Number	Contract	AT	Region	England
% of FP17s for the same patient ID Re-attending within 3 months - Children	231	2,480	9.3%	12.0%	11.9%	12.4%
% of FP17s for the same patient ID Re-attending within 3 months - Adults	609	4,667	13.0%	15.6%	16.5%	16.6%
% of FP17s for the same patient ID Re-attending between 3 & 9 months - Children	1,235	2,480	49.8%	57.2%	60.2%	57.5%
% of FP17s for the same patient ID Re-attending between 3 & 9 months - Adults	2,042	4,667	43.8%	48.8%	52.0%	50.4%
% of FP17s for Band 1 Urgent Courses	549	6,785	8.1%	9.6%	9.5%	9.1%
% of FP17s Relating to Free Repair or Replacements	79	6,785	1.2%	0.8%	0.7%	0.8%
% of FP17s Relating to Continuations	19	6,785	0.3%	0.9%	1.2%	1.3%
% of Patients satisfied with the dentistry they have received	8	9	N/A	93.5%	92.9%	92.7%
% of Patients satisfied with the time they had to wait for an appointment	9	9	N/A	90.4%	88.8%	88.8%

* This is based on patients treated on this contract for their most recent course of treatment. Figures in italics indicate the base number of FP17s or Patient Questionnaire responses are less than 100. N/A is shown where the base number of responses is less than 10 during the period. % is calculated as Quantity/Base number*100

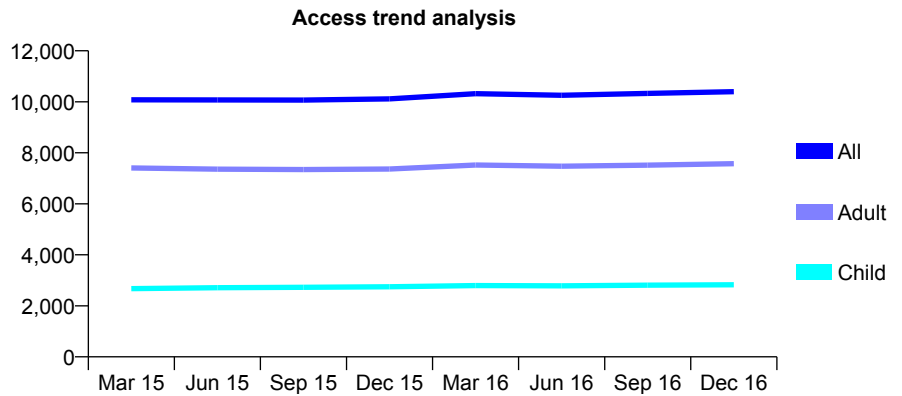
Q69 - Vital Signs At a Glance Contract Report for 184179/0003 - December 2016

Name or company name	Rodericks Limited and the Dental House Li
Contract type name	GDS Contract
Purpose of contract	General
Contract start date	16/11/2009
Contract end date	

16/17 Contracted general activity (UDA)	25,000
Carry forward general activity (UDA)	0
16/17 Contracted orthodontic activity (UOA)	0
Carry forward orthodontic activity (UOA)	0
Baseline contract value	£616,681.99

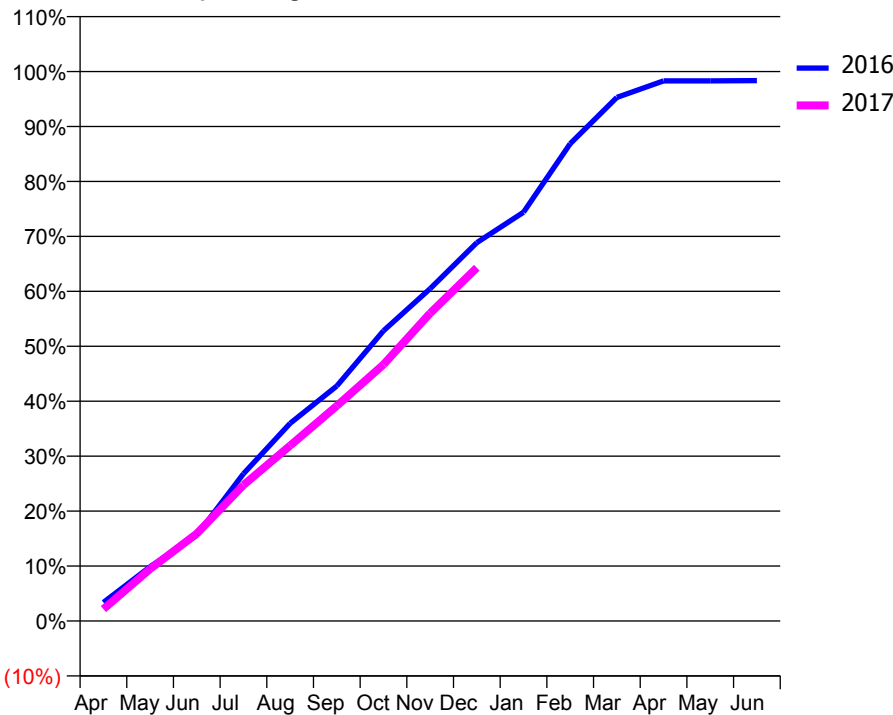
ACCESS*

Patients seen in 24 months	Total	Change since previous quarter
Quarter ending December 2015	10,113	
Quarter ending March 2016	10,319	↑
Quarter ending June 2016	10,258	→
Quarter ending September 2016	10,330	→
Quarter ending December 2016	10,397	→
Variance since December 2015	2.8%	↑



ACTIVITY

Cumulative percentage of contracted UDA delivered 2016 & 2017



Month	Adjusted Scheduled Activity (UDA)	
	2016	2017
April	869	542
May	2,532	2,368
June	3,997	3,977
July	6,857	6,185
August	9,204	7,982
September	10,945	9,790
October	13,513	11,672
November	15,479	14,003
December	17,617	16,075
January	19,038	
February	22,228	
March	24,380	
April	25,150	
May	25,150	
June	25,162	

QUALITY

	Quantity	Base Number	Contract	AT	Region	England
% of FP17s for the same patient ID Re-attending within 3 months - Children	126	2,725	4.6%	12.0%	11.9%	12.4%
% of FP17s for the same patient ID Re-attending within 3 months - Adults	748	6,845	10.9%	15.6%	16.5%	16.6%
% of FP17s for the same patient ID Re-attending between 3 & 9 months - Children	1,552	2,725	57.0%	57.2%	60.2%	57.5%
% of FP17s for the same patient ID Re-attending between 3 & 9 months - Adults	3,605	6,845	52.7%	48.8%	52.0%	50.4%
% of FP17s for Band 1 Urgent Courses	384	8,259	4.6%	9.6%	9.5%	9.1%
% of FP17s Relating to Free Repair or Replacements	64	8,259	0.8%	0.8%	0.7%	0.8%
% of FP17s Relating to Continuations	34	8,259	0.4%	0.9%	1.2%	1.3%
% of Patients satisfied with the dentistry they have received	10	11	90.9%	93.5%	92.9%	92.7%
% of Patients satisfied with the time they had to wait for an appointment	9	11	81.8%	90.4%	88.8%	88.8%

* This is based on patients treated on this contract for their most recent course of treatment. Figures in italics indicate the base number of FP17s or Patient Questionnaire responses are less than 100. N/A is shown where the base number of responses is less than 10 during the period. % is calculated as Quantity/Base number*100

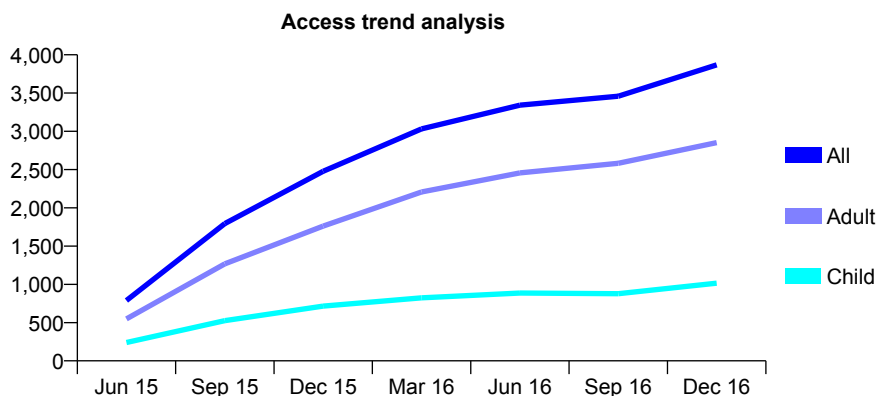
Q69 - Vital Signs At a Glance Contract Report for 184373/0001 - December 2016

Name or company name	Valentine MacGreevy, Arti Sharma and Shi
Contract type name	GDS Contract
Purpose of contract	General
Contract start date	01/04/2015
Contract end date	

16/17 Contracted general activity (UDA)	11,814
Carry forward general activity (UDA)	309
16/17 Contracted orthodontic activity (UOA)	0
Carry forward orthodontic activity (UOA)	0
Baseline contract value	£312,875.70

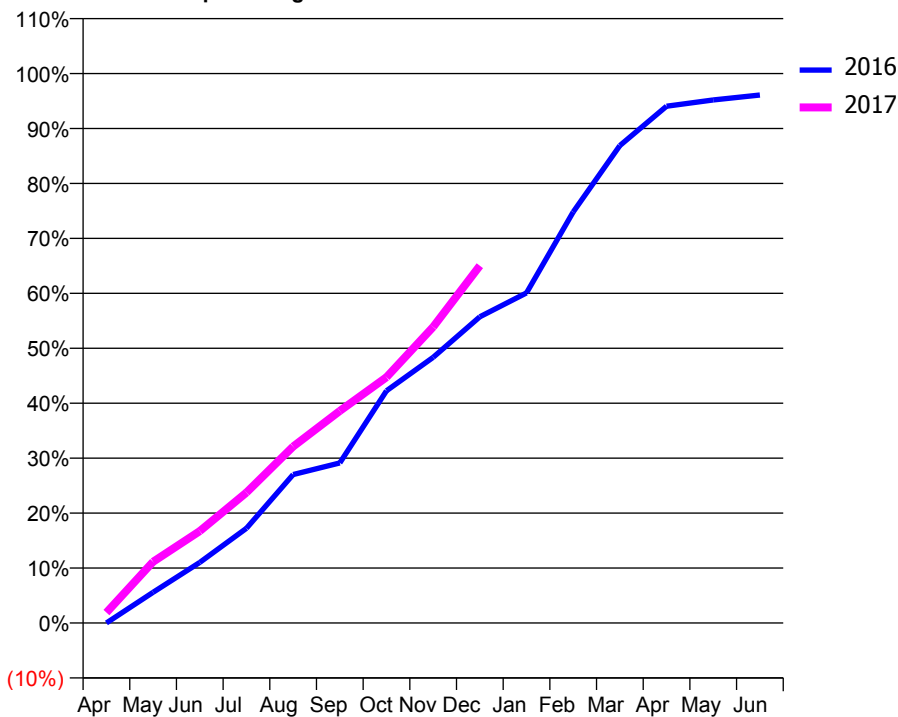
ACCESS*

Patients seen in 24 months	Total	Change since previous quarter
Quarter ending December 2015	2,478	
Quarter ending March 2016	3,032	↑
Quarter ending June 2016	3,342	↑
Quarter ending September 2016	3,459	↑
Quarter ending December 2016	3,868	↑
Variance since December 2015	56.1%	↑



ACTIVITY

Cumulative percentage of contracted UDA delivered 2016 & 2017



Month	Adjusted Scheduled Activity (UDA)	
	2016	2017
April	0	226
May	649	1,316
June	1,282	1,978
July	2,003	2,805
August	3,139	3,794
September	3,385	4,561
October	4,911	5,286
November	5,617	6,365
December	6,475	7,683
January	6,980	
February	8,691	
March	10,097	
April	10,927	
May	11,060	
June	11,166	

QUALITY

	Quantity	Base Number	Contract	AT	Region	England
% of FP17s for the same patient ID Re-attending within 3 months - Children	81	1,179	6.9%	12.0%	11.9%	12.4%
% of FP17s for the same patient ID Re-attending within 3 months - Adults	449	3,154	14.2%	15.6%	16.5%	16.6%
% of FP17s for the same patient ID Re-attending between 3 & 9 months - Children	630	1,179	53.4%	57.2%	60.2%	57.5%
% of FP17s for the same patient ID Re-attending between 3 & 9 months - Adults	1,654	3,154	52.4%	48.8%	52.0%	50.4%
% of FP17s for Band 1 Urgent Courses	431	3,933	11.0%	9.6%	9.5%	9.1%
% of FP17s Relating to Free Repair or Replacements	20	3,933	0.5%	0.8%	0.7%	0.8%
% of FP17s Relating to Continuations	42	3,933	1.1%	0.9%	1.2%	1.3%
% of Patients satisfied with the dentistry they have received	8	8	N/A	93.5%	92.9%	92.7%
% of Patients satisfied with the time they had to wait for an appointment	8	8	N/A	90.4%	88.8%	88.8%

* This is based on patients treated on this contract for their most recent course of treatment. Figures in italics indicate the base number of FP17s or Patient Questionnaire responses are less than 100. N/A is shown where the base number of responses is less than 10 during the period. % is calculated as Quantity/Base number*100

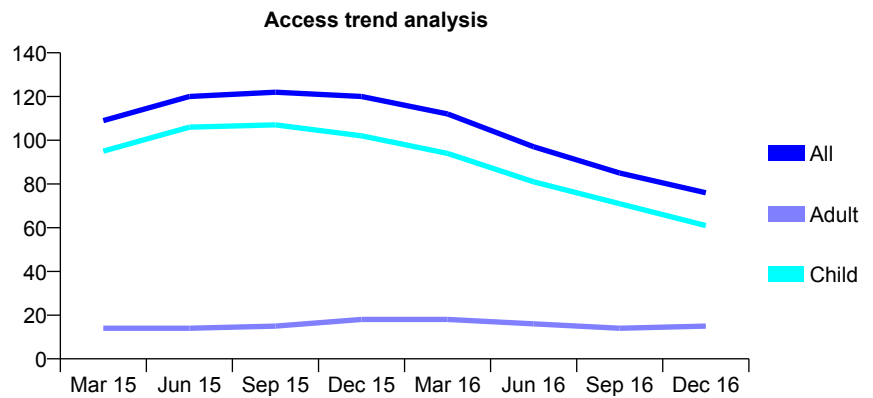
Q69 - Vital Signs At a Glance Contract Report for 186171/0001 - December 2016

Name or company name	MR AK MURGAI
Contract type name	GDS Contract
Purpose of contract	General
Contract start date	28/02/2014
Contract end date	

16/17 Contracted general activity (UDA)	200
Carry forward general activity (UDA)	0
16/17 Contracted orthodontic activity (UOA)	0
Carry forward orthodontic activity (UOA)	0
Baseline contract value	£4,660.90

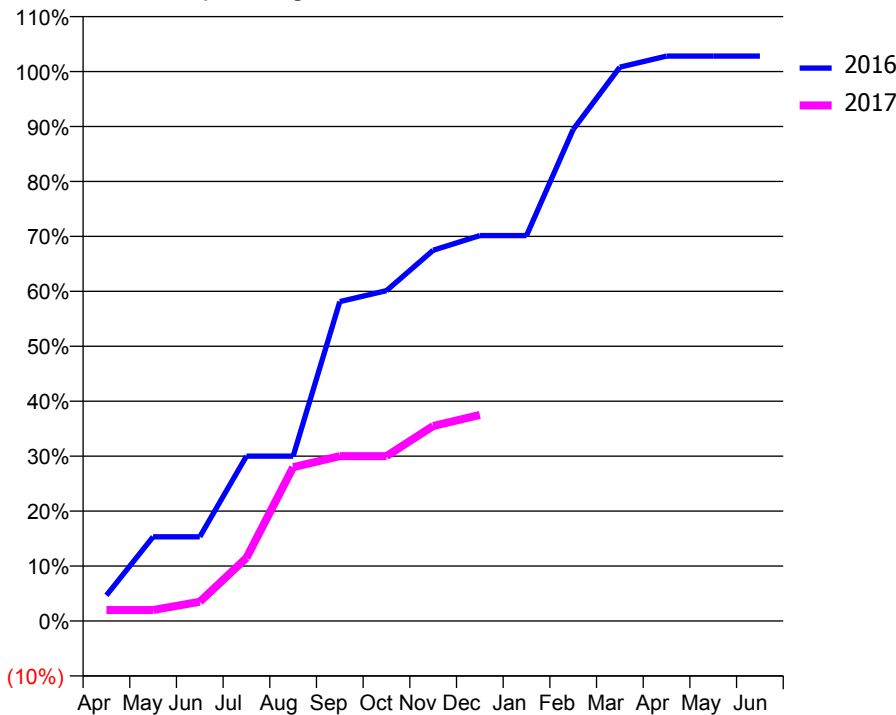
ACCESS*

Patients seen in 24 months	Total	Change since previous quarter
Quarter ending December 2015	120	
Quarter ending March 2016	112	↓
Quarter ending June 2016	97	↓
Quarter ending September 2016	85	↓
Quarter ending December 2016	76	↓
Variance since December 2015	(36.7%)	↓



ACTIVITY

Cumulative percentage of contracted UDA delivered 2016 & 2017



Month	Adjusted Scheduled Activity (UDA)	
	2016	2017
April	7	4
May	23	4
June	23	7
July	45	23
August	45	56
September	87	60
October	90	60
November	101	71
December	105	75
January	105	
February	134	
March	151	
April	154	
May	154	
June	154	

QUALITY

	Quantity	Base Number	Contract	AT	Region	England
% of FP17s for the same patient ID Re-attending within 3 months - Children	0	47	0.0%	12.0%	11.9%	12.4%
% of FP17s for the same patient ID Re-attending within 3 months - Adults	0	4	0.0%	15.6%	16.5%	16.6%
% of FP17s for the same patient ID Re-attending between 3 & 9 months - Children	21	47	44.7%	57.2%	60.2%	57.5%
% of FP17s for the same patient ID Re-attending between 3 & 9 months - Adults	0	4	0.0%	48.8%	52.0%	50.4%
% of FP17s for Band 1 Urgent Courses	0	48	0.0%	9.6%	9.5%	9.1%
% of FP17s Relating to Free Repair or Replacements	0	48	0.0%	0.8%	0.7%	0.8%
% of FP17s Relating to Continuations	0	48	0.0%	0.9%	1.2%	1.3%
% of Patients satisfied with the dentistry they have received	0	0	N/A	93.5%	92.9%	92.7%
% of Patients satisfied with the time they had to wait for an appointment	0	0	N/A	90.4%	88.8%	88.8%

* This is based on patients treated on this contract for their most recent course of treatment. Figures in italics indicate the base number of FP17s or Patient Questionnaire responses are less than 100. N/A is shown where the base number of responses is less than 10 during the period. % is calculated as Quantity/Base number*100

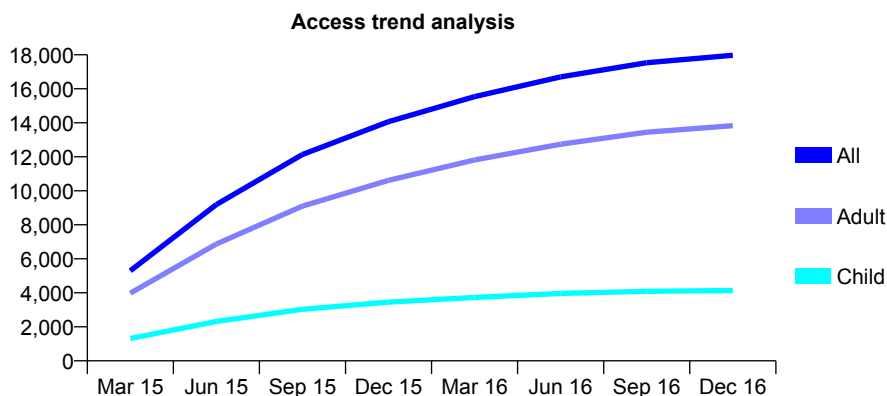
Q69 - Vital Signs At a Glance Contract Report for 186201/0001 - December 2016

Name or company name	Perfect Smile Bracknell Limited
Contract type name	GDS Contract
Purpose of contract	General
Contract start date	01/11/2014
Contract end date	

16/17 Contracted general activity (UDA)	48,508
Carry forward general activity (UDA)	1,922
16/17 Contracted orthodontic activity (UOA)	0
Carry forward orthodontic activity (UOA)	0
Baseline contract value	£1,205,292.52

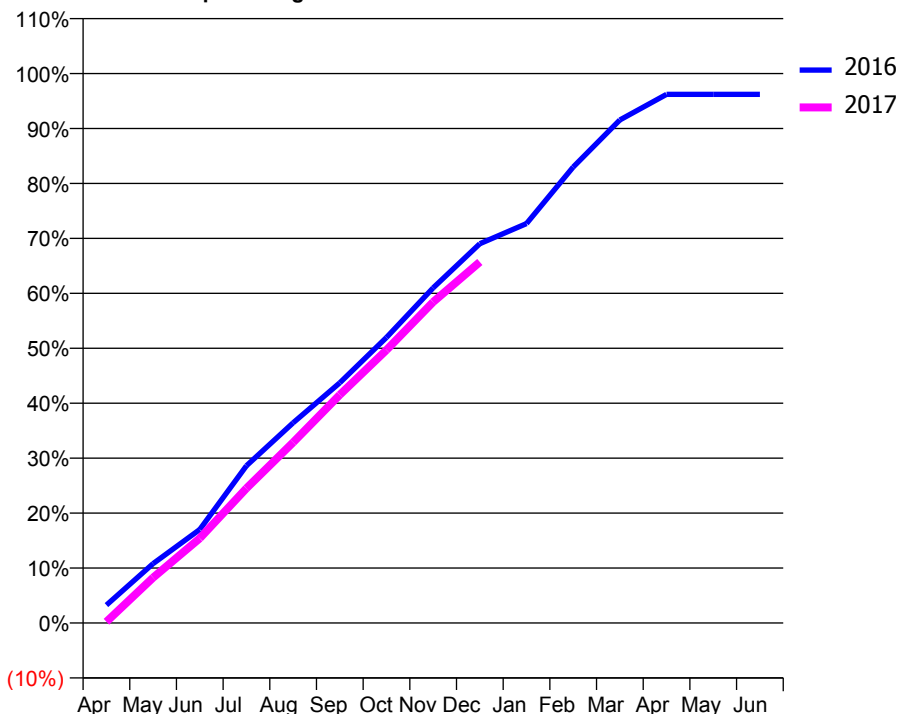
ACCESS*

Patients seen in 24 months	Total	Change since previous quarter
Quarter ending December 2015	14,070	
Quarter ending March 2016	15,543	↑
Quarter ending June 2016	16,702	↑
Quarter ending September 2016	17,534	↑
Quarter ending December 2016	17,975	↑
Variance since December 2015	27.8%	↑



ACTIVITY

Cumulative percentage of contracted UDA delivered 2016 & 2017



Month	Adjusted Scheduled Activity (UDA)	
	2016	2017
April	1,657	116
May	5,495	4,003
June	8,642	7,478
July	14,540	11,895
August	18,509	15,950
September	22,199	20,144
October	26,392	24,104
November	30,974	28,339
December	35,057	31,876
January	36,923	
February	42,146	
March	46,496	
April	48,862	
May	48,862	
June	48,862	

QUALITY

	Quantity	Base Number	Contract	AT	Region	England
% of FP17s for the same patient ID Re-attending within 3 months - Children	326	4,033	8.1%	12.0%	11.9%	12.4%
% of FP17s for the same patient ID Re-attending within 3 months - Adults	2,481	12,338	20.1%	15.6%	16.5%	16.6%
% of FP17s for the same patient ID Re-attending between 3 & 9 months - Children	1,823	4,033	45.2%	57.2%	60.2%	57.5%
% of FP17s for the same patient ID Re-attending between 3 & 9 months - Adults	4,605	12,338	37.3%	48.8%	52.0%	50.4%
% of FP17s for Band 1 Urgent Courses	1,644	15,516	10.6%	9.6%	9.5%	9.1%
% of FP17s Relating to Free Repair or Replacements	157	15,516	1.0%	0.8%	0.7%	0.8%
% of FP17s Relating to Continuations	604	15,516	3.9%	0.9%	1.2%	1.3%
% of Patients satisfied with the dentistry they have received	30	30	100.0%	93.5%	92.9%	92.7%
% of Patients satisfied with the time they had to wait for an appointment	28	30	93.3%	90.4%	88.8%	88.8%

* This is based on patients treated on this contract for their most recent course of treatment. Figures in italics indicate the base number of FP17s or Patient Questionnaire responses are less than 100. N/A is shown where the base number of responses is less than 10 during the period. % is calculated as Quantity/Base number*100

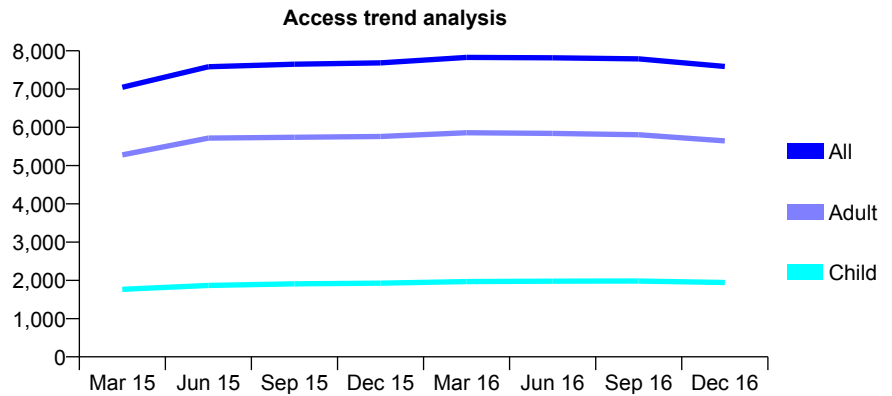
Q69 - Vital Signs At a Glance Contract Report for 186929/0001 - December 2016

Name or company name	Smile Care Twyford Limited
Contract type name	GDS Contract
Purpose of contract	General
Contract start date	01/07/2013
Contract end date	

16/17 Contracted general activity (UDA)	15,956
Carry forward general activity (UDA)	239
16/17 Contracted orthodontic activity (UOA)	0
Carry forward orthodontic activity (UOA)	0
Baseline contract value	£374,646.89

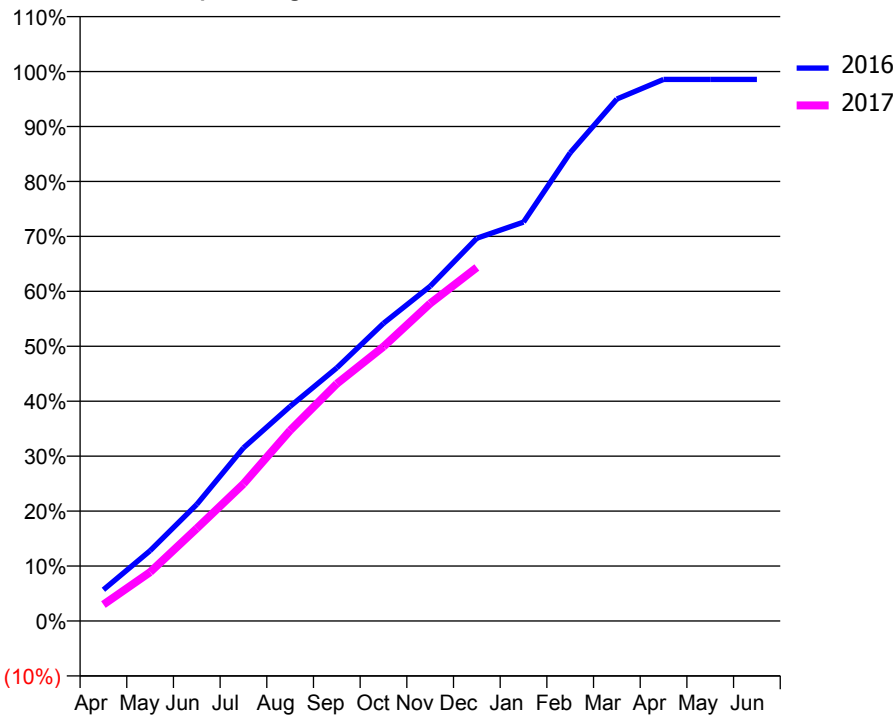
ACCESS*

Patients seen in 24 months	Total	Change since previous quarter
Quarter ending December 2015	7,686	
Quarter ending March 2016	7,827	→
Quarter ending June 2016	7,817	→
Quarter ending September 2016	7,789	→
Quarter ending December 2016	7,589	↓
Variance since December 2015	(1.3%)	↓



ACTIVITY

Cumulative percentage of contracted UDA delivered 2016 & 2017



Month	Adjusted Scheduled Activity (UDA)	
	2016	2017
April	949	478
May	2,139	1,418
June	3,544	2,689
July	5,263	3,981
August	6,526	5,535
September	7,695	6,891
October	9,053	7,969
November	10,179	9,221
December	11,635	10,265
January	12,130	
February	14,237	
March	15,868	
April	16,464	
May	16,467	
June	16,467	

QUALITY

	Quantity	Base Number	Contract	AT	Region	England
% of FP17s for the same patient ID Re-attending within 3 months - Children	101	1,887	5.4%	12.0%	11.9%	12.4%
% of FP17s for the same patient ID Re-attending within 3 months - Adults	642	4,852	13.2%	15.6%	16.5%	16.6%
% of FP17s for the same patient ID Re-attending between 3 & 9 months - Children	1,130	1,887	59.9%	57.2%	60.2%	57.5%
% of FP17s for the same patient ID Re-attending between 3 & 9 months - Adults	2,407	4,852	49.6%	48.8%	52.0%	50.4%
% of FP17s for Band 1 Urgent Courses	516	5,945	8.7%	9.6%	9.5%	9.1%
% of FP17s Relating to Free Repair or Replacements	41	5,945	0.7%	0.8%	0.7%	0.8%
% of FP17s Relating to Continuations	28	5,945	0.5%	0.9%	1.2%	1.3%
% of Patients satisfied with the dentistry they have received	11	12	91.7%	93.5%	92.9%	92.7%
% of Patients satisfied with the time they had to wait for an appointment	11	12	91.7%	90.4%	88.8%	88.8%

* This is based on patients treated on this contract for their most recent course of treatment. Figures in italics indicate the base number of FP17s or Patient Questionnaire responses are less than 100. N/A is shown where the base number of responses is less than 10 during the period. % is calculated as Quantity/Base number*100

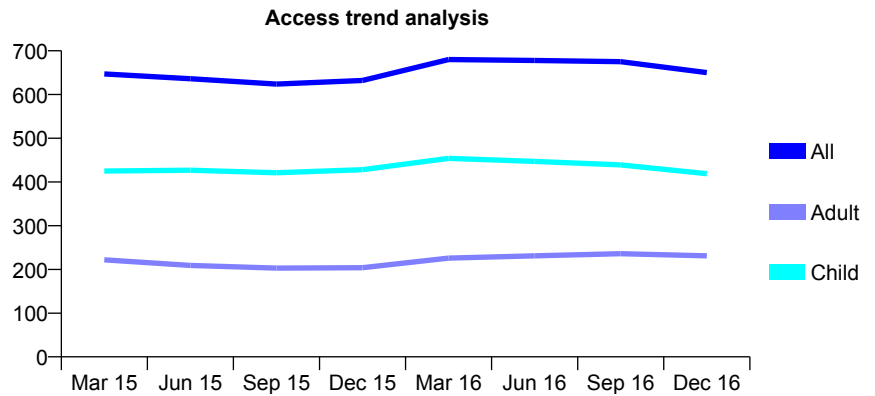
Q69 - Vital Signs At a Glance Contract Report for 188921/0001 - December 2016

Name or company name	Portman Healthcare Limited
Contract type name	GDS Contract
Purpose of contract	General
Contract start date	01/07/2009
Contract end date	

16/17 Contracted general activity (UDA)	1,308
Carry forward general activity (UDA)	0
16/17 Contracted orthodontic activity (UOA)	0
Carry forward orthodontic activity (UOA)	0
Baseline contract value	£30,920.51

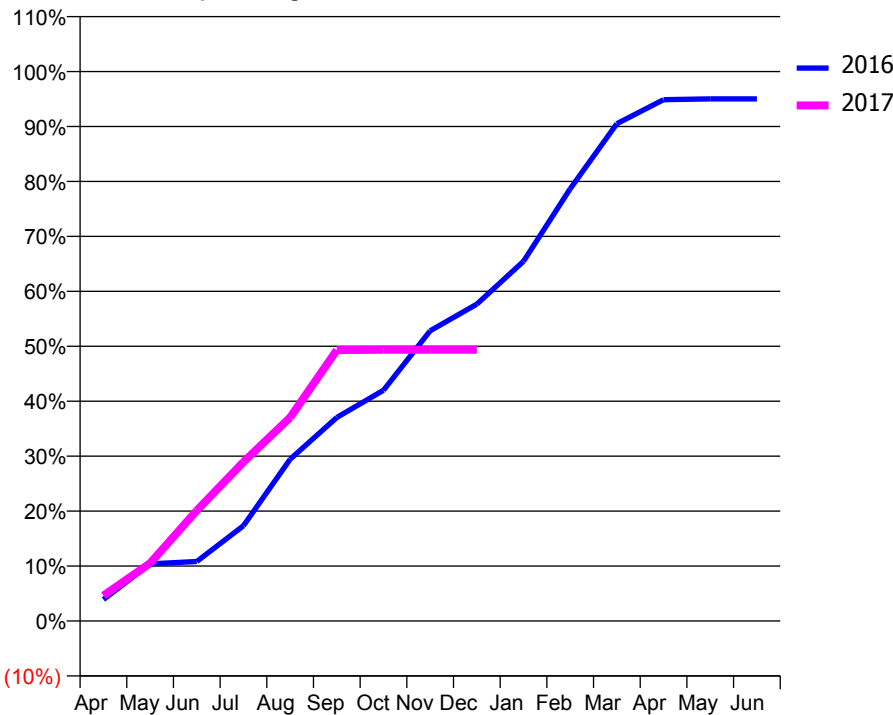
ACCESS*

Patients seen in 24 months	Total	Change since previous quarter
Quarter ending December 2015	632	
Quarter ending March 2016	680	↑
Quarter ending June 2016	678	→
Quarter ending September 2016	675	→
Quarter ending December 2016	650	↓
Variance since December 2015	2.8%	↑



ACTIVITY

Cumulative percentage of contracted UDA delivered 2016 & 2017



Month	Adjusted Scheduled Activity (UDA)	
	2016	2017
April	55	60
May	146	138
June	152	263
July	244	378
August	414	485
September	521	645
October	590	646
November	743	646
December	811	646
January	920	
February	1,106	
March	1,272	
April	1,334	
May	1,336	
June	1,336	

QUALITY

	Quantity	Base Number	Contract	AT	Region	England
% of FP17s for the same patient ID Re-attending within 3 months - Children	16	339	4.7%	12.0%	11.9%	12.4%
% of FP17s for the same patient ID Re-attending within 3 months - Adults	8	132	6.1%	15.6%	16.5%	16.6%
% of FP17s for the same patient ID Re-attending between 3 & 9 months - Children	205	339	60.5%	57.2%	60.2%	57.5%
% of FP17s for the same patient ID Re-attending between 3 & 9 months - Adults	53	132	40.2%	48.8%	52.0%	50.4%
% of FP17s for Band 1 Urgent Courses	9	426	2.1%	9.6%	9.5%	9.1%
% of FP17s Relating to Free Repair or Replacements	1	426	0.2%	0.8%	0.7%	0.8%
% of FP17s Relating to Continuations	1	426	0.2%	0.9%	1.2%	1.3%
% of Patients satisfied with the dentistry they have received	2	2	N/A	93.5%	92.9%	92.7%
% of Patients satisfied with the time they had to wait for an appointment	2	2	N/A	90.4%	88.8%	88.8%

* This is based on patients treated on this contract for their most recent course of treatment. Figures in italics indicate the base number of FP17s or Patient Questionnaire responses are less than 100. N/A is shown where the base number of responses is less than 10 during the period. % is calculated as Quantity/Base number*100

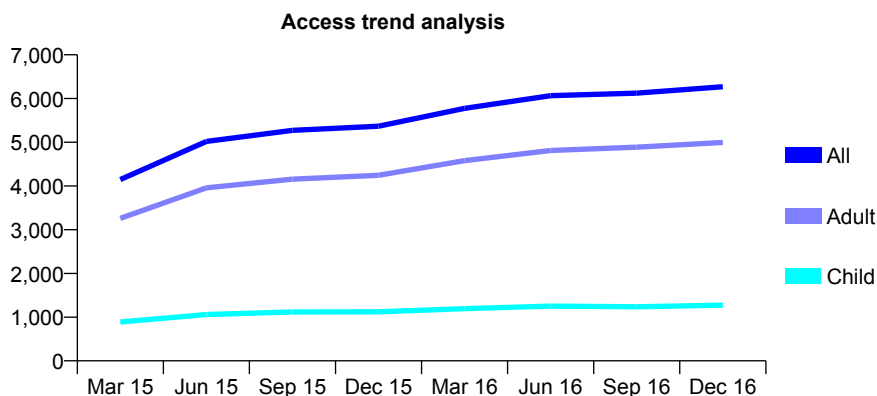
Q69 - Vital Signs At a Glance Contract Report for 189855/0001 - December 2016

Name or company name	Halford House Dental Partnership
Contract type name	GDS Contract
Purpose of contract	General
Contract start date	14/10/2014
Contract end date	

16/17 Contracted general activity (UDA)	19,855
Carry forward general activity (UDA)	0
16/17 Contracted orthodontic activity (UOA)	0
Carry forward orthodontic activity (UOA)	0
Baseline contract value	£431,102.66

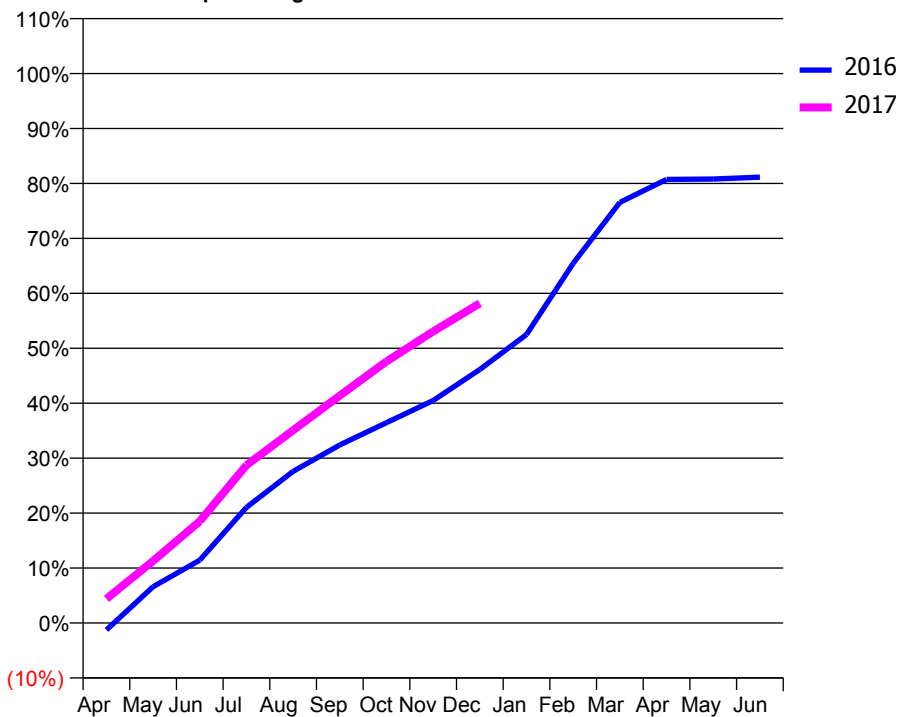
ACCESS*

Patients seen in 24 months	Total	Change since previous quarter
Quarter ending December 2015	5,367	
Quarter ending March 2016	5,775	↑
Quarter ending June 2016	6,064	↑
Quarter ending September 2016	6,123	→
Quarter ending December 2016	6,269	↑
Variance since December 2015	16.8%	↑



ACTIVITY

Cumulative percentage of contracted UDA delivered 2016 & 2017



Month	Adjusted Scheduled Activity (UDA)	
	2016	2017
April	-254	877
May	1,312	2,243
June	2,270	3,679
July	4,177	5,702
August	5,480	6,965
September	6,437	8,219
October	7,240	9,450
November	8,040	10,535
December	9,162	11,550
January	10,425	
February	12,998	
March	15,197	
April	16,028	
May	16,040	
June	16,112	

QUALITY

	Quantity	Base Number	Contract	AT	Region	England
% of FP17s for the same patient ID Re-attending within 3 months - Children	62	1,254	4.9%	12.0%	11.9%	12.4%
% of FP17s for the same patient ID Re-attending within 3 months - Adults	738	5,369	13.7%	15.6%	16.5%	16.6%
% of FP17s for the same patient ID Re-attending between 3 & 9 months - Children	843	1,254	67.2%	57.2%	60.2%	57.5%
% of FP17s for the same patient ID Re-attending between 3 & 9 months - Adults	3,454	5,369	64.3%	48.8%	52.0%	50.4%
% of FP17s for Band 1 Urgent Courses	321	6,156	5.2%	9.6%	9.5%	9.1%
% of FP17s Relating to Free Repair or Replacements	65	6,156	1.1%	0.8%	0.7%	0.8%
% of FP17s Relating to Continuations	113	6,156	1.8%	0.9%	1.2%	1.3%
% of Patients satisfied with the dentistry they have received	20	20	100.0%	93.5%	92.9%	92.7%
% of Patients satisfied with the time they had to wait for an appointment	19	20	95.0%	90.4%	88.8%	88.8%

* This is based on patients treated on this contract for their most recent course of treatment. Figures in italics indicate the base number of FP17s or Patient Questionnaire responses are less than 100. N/A is shown where the base number of responses is less than 10 during the period. % is calculated as Quantity/Base number*100

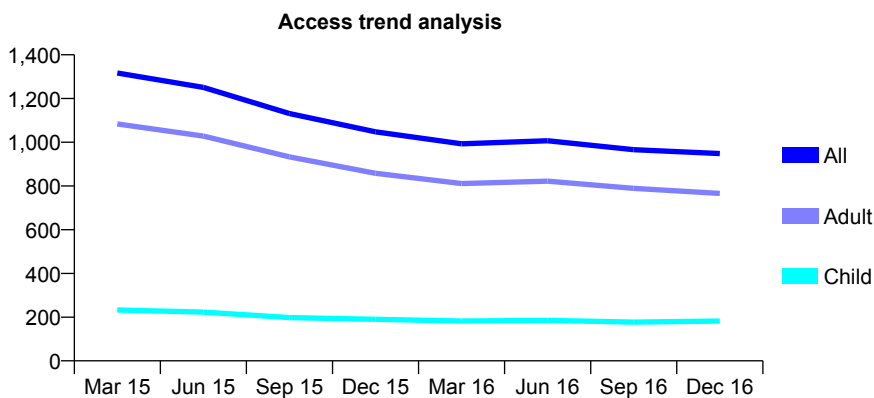
Q69 - Vital Signs At a Glance Contract Report for 190764/0001 - December 2016

Name or company name	The Dental Practice
Contract type name	GDS Contract
Purpose of contract	General
Contract start date	01/08/2012
Contract end date	

16/17 Contracted general activity (UDA)	4,946
Carry forward general activity (UDA)	0
16/17 Contracted orthodontic activity (UOA)	0
Carry forward orthodontic activity (UOA)	0
Baseline contract value	£117,790.10

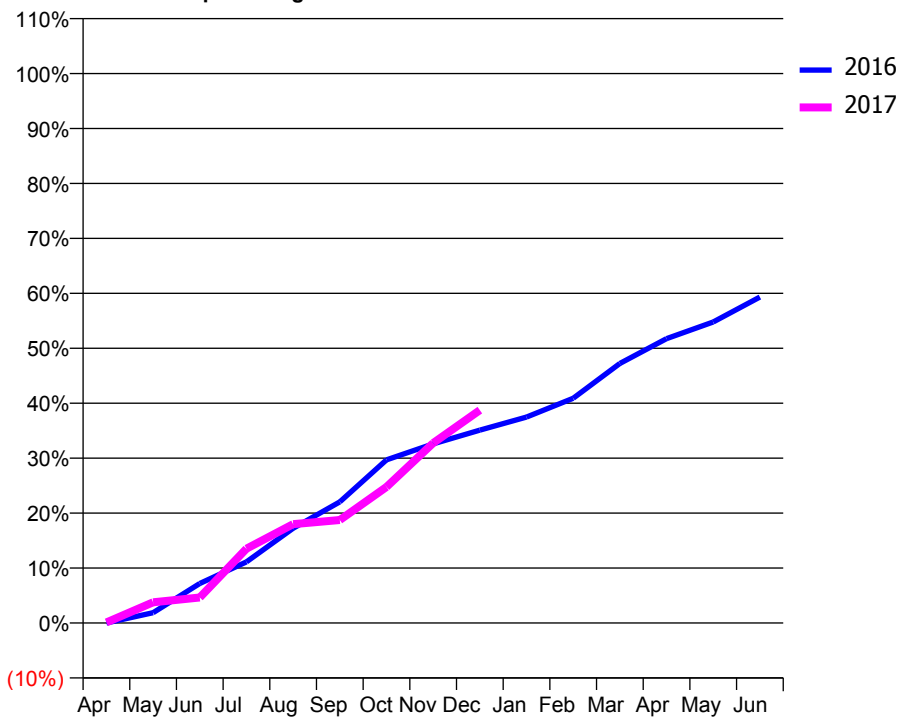
ACCESS*

Patients seen in 24 months	Total	Change since previous quarter
Quarter ending December 2015	1,048	
Quarter ending March 2016	993	↓
Quarter ending June 2016	1,007	→
Quarter ending September 2016	966	↓
Quarter ending December 2016	948	↓
Variance since December 2015	(9.5%)	↓



ACTIVITY

Cumulative percentage of contracted UDA delivered 2016 & 2017



Month	Adjusted Scheduled Activity (UDA)	
	2016	2017
April	0	6
May	93	187
June	356	229
July	551	669
August	852	890
September	1,090	927
October	1,469	1,224
November	1,612	1,619
December	1,736	1,916
January	1,853	
February	2,023	
March	2,336	
April	2,559	
May	2,710	
June	2,933	

QUALITY

	Quantity	Base Number	Contract	AT	Region	England
% of FP17s for the same patient ID Re-attending within 3 months - Children	12	158	7.6%	12.0%	11.9%	12.4%
% of FP17s for the same patient ID Re-attending within 3 months - Adults	115	821	14.0%	15.6%	16.5%	16.6%
% of FP17s for the same patient ID Re-attending between 3 & 9 months - Children	60	158	38.0%	57.2%	60.2%	57.5%
% of FP17s for the same patient ID Re-attending between 3 & 9 months - Adults	367	821	44.7%	48.8%	52.0%	50.4%
% of FP17s for Band 1 Urgent Courses	119	729	16.3%	9.6%	9.5%	9.1%
% of FP17s Relating to Free Repair or Replacements	7	729	1.0%	0.8%	0.7%	0.8%
% of FP17s Relating to Continuations	3	729	0.4%	0.9%	1.2%	1.3%
% of Patients satisfied with the dentistry they have received	2	2	N/A	93.5%	92.9%	92.7%
% of Patients satisfied with the time they had to wait for an appointment	1	2	N/A	90.4%	88.8%	88.8%

* This is based on patients treated on this contract for their most recent course of treatment. Figures in italics indicate the base number of FP17s or Patient Questionnaire responses are less than 100. N/A is shown where the base number of responses is less than 10 during the period. % is calculated as Quantity/Base number*100

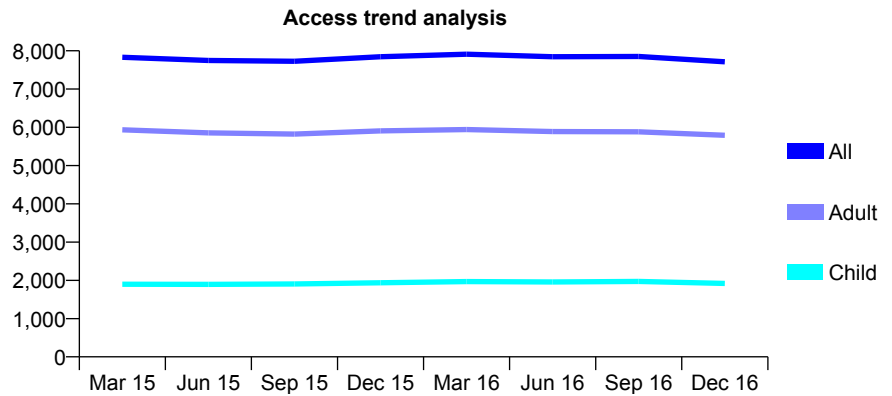
Q69 - Vital Signs At a Glance Contract Report for 193550/0001 - December 2016

Name or company name	Banbury Dental Surgery
Contract type name	GDS Contract
Purpose of contract	General
Contract start date	01/08/2009
Contract end date	

16/17 Contracted general activity (UDA)	22,000
Carry forward general activity (UDA)	226
16/17 Contracted orthodontic activity (UOA)	0
Carry forward orthodontic activity (UOA)	0
Baseline contract value	£488,974.49

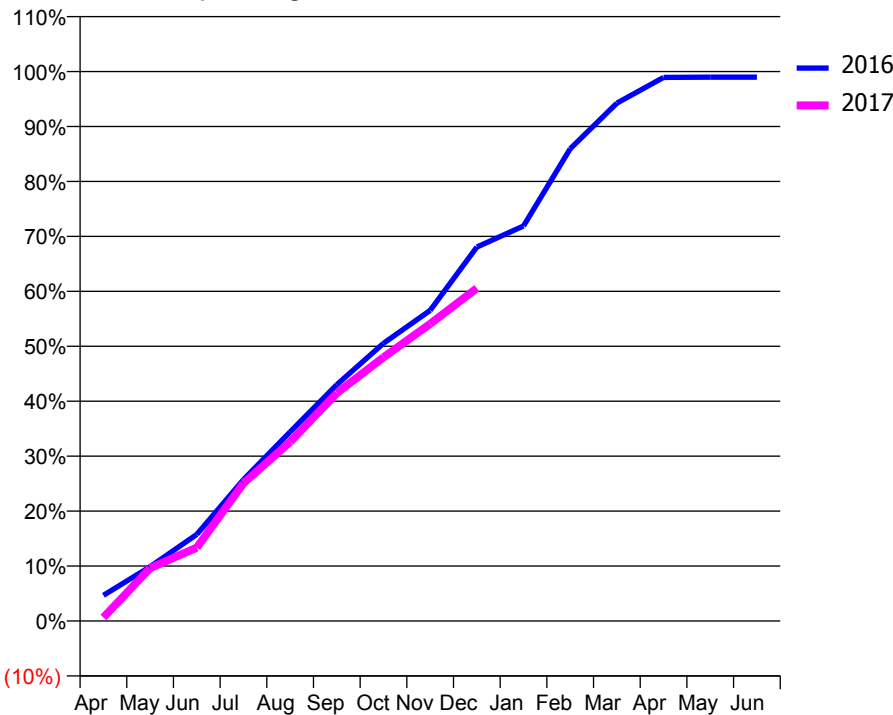
ACCESS*

Patients seen in 24 months	Total	Change since previous quarter
Quarter ending December 2015	7,846	
Quarter ending March 2016	7,910	→
Quarter ending June 2016	7,846	→
Quarter ending September 2016	7,852	→
Quarter ending December 2016	7,712	↓
Variance since December 2015	(1.7%)	↓



ACTIVITY

Cumulative percentage of contracted UDA delivered 2016 & 2017



Month	Adjusted Scheduled Activity (UDA)	
	2016	2017
April	1,026	139
May	2,178	2,117
June	3,467	2,938
July	5,663	5,518
August	7,571	7,172
September	9,465	9,126
October	11,117	10,558
November	12,437	11,898
December	14,972	13,320
January	15,818	
February	18,909	
March	20,732	
April	21,761	
May	21,777	
June	21,775	

QUALITY

	Quantity	Base Number	Contract	AT	Region	England
% of FP17s for the same patient ID Re-attending within 3 months - Children	183	2,013	9.1%	12.0%	11.9%	12.4%
% of FP17s for the same patient ID Re-attending within 3 months - Adults	883	5,803	15.2%	15.6%	16.5%	16.6%
% of FP17s for the same patient ID Re-attending between 3 & 9 months - Children	1,156	2,013	57.4%	57.2%	60.2%	57.5%
% of FP17s for the same patient ID Re-attending between 3 & 9 months - Adults	3,088	5,803	53.2%	48.8%	52.0%	50.4%
% of FP17s for Band 1 Urgent Courses	762	7,184	10.6%	9.6%	9.5%	9.1%
% of FP17s Relating to Free Repair or Replacements	76	7,184	1.1%	0.8%	0.7%	0.8%
% of FP17s Relating to Continuations	54	7,184	0.8%	0.9%	1.2%	1.3%
% of Patients satisfied with the dentistry they have received	11	12	91.7%	93.5%	92.9%	92.7%
% of Patients satisfied with the time they had to wait for an appointment	11	12	91.7%	90.4%	88.8%	88.8%

* This is based on patients treated on this contract for their most recent course of treatment. Figures in italics indicate the base number of FP17s or Patient Questionnaire responses are less than 100. N/A is shown where the base number of responses is less than 10 during the period. % is calculated as Quantity/Base number*100

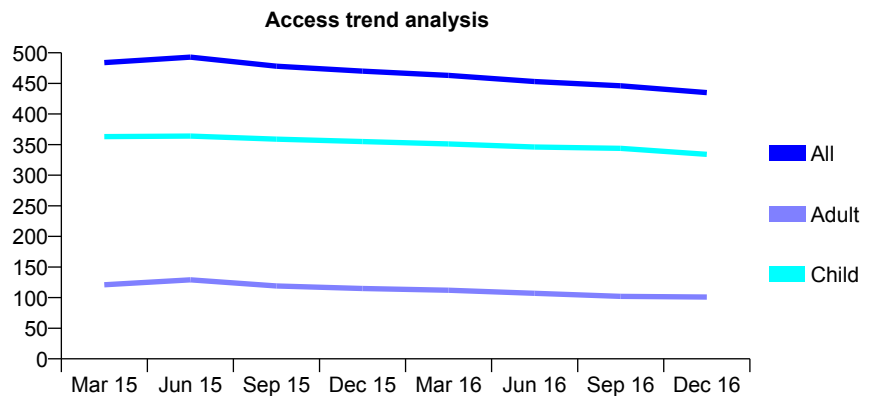
Q69 - Vital Signs At a Glance Contract Report for 195057/0001 - December 2016

Name or company name	AM Dentalcare
Contract type name	GDS Contract
Purpose of contract	General
Contract start date	01/09/2011
Contract end date	

16/17 Contracted general activity (UDA)	1,000
Carry forward general activity (UDA)	-2
16/17 Contracted orthodontic activity (UOA)	0
Carry forward orthodontic activity (UOA)	0
Baseline contract value	£23,330.94

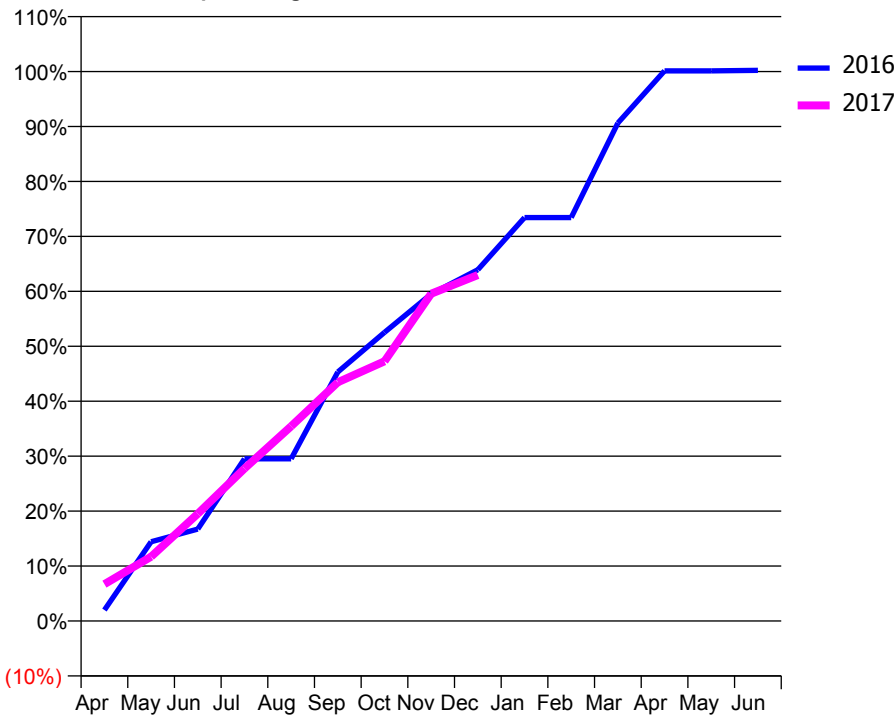
ACCESS*

Patients seen in 24 months	Total	Change since previous quarter
Quarter ending December 2015	470	
Quarter ending March 2016	463	↓
Quarter ending June 2016	453	↓
Quarter ending September 2016	446	↓
Quarter ending December 2016	435	↓
Variance since December 2015	(7.4%)	↓



ACTIVITY

Cumulative percentage of contracted UDA delivered 2016 & 2017



Month	Adjusted Scheduled Activity (UDA)	
	2016	2017
April	20	67
May	144	117
June	167	195
July	295	277
August	295	354
September	453	435
October	525	473
November	595	596
December	639	630
January	734	
February	734	
March	906	
April	1,001	
May	1,001	
June	1,002	

QUALITY

	Quantity	Base Number	Contract	AT	Region	England
% of FP17s for the same patient ID Re-attending within 3 months - Children	15	397	3.8%	12.0%	11.9%	12.4%
% of FP17s for the same patient ID Re-attending within 3 months - Adults	18	83	21.7%	15.6%	16.5%	16.6%
% of FP17s for the same patient ID Re-attending between 3 & 9 months - Children	282	397	71.0%	57.2%	60.2%	57.5%
% of FP17s for the same patient ID Re-attending between 3 & 9 months - Adults	39	83	47.0%	48.8%	52.0%	50.4%
% of FP17s for Band 1 Urgent Courses	3	433	0.7%	9.6%	9.5%	9.1%
% of FP17s Relating to Free Repair or Replacements	0	433	0.0%	0.8%	0.7%	0.8%
% of FP17s Relating to Continuations	3	433	0.7%	0.9%	1.2%	1.3%
% of Patients satisfied with the dentistry they have received	0	0	N/A	93.5%	92.9%	92.7%
% of Patients satisfied with the time they had to wait for an appointment	0	0	N/A	90.4%	88.8%	88.8%

* This is based on patients treated on this contract for their most recent course of treatment. Figures in italics indicate the base number of FP17s or Patient Questionnaire responses are less than 100. N/A is shown where the base number of responses is less than 10 during the period. % is calculated as Quantity/Base number*100

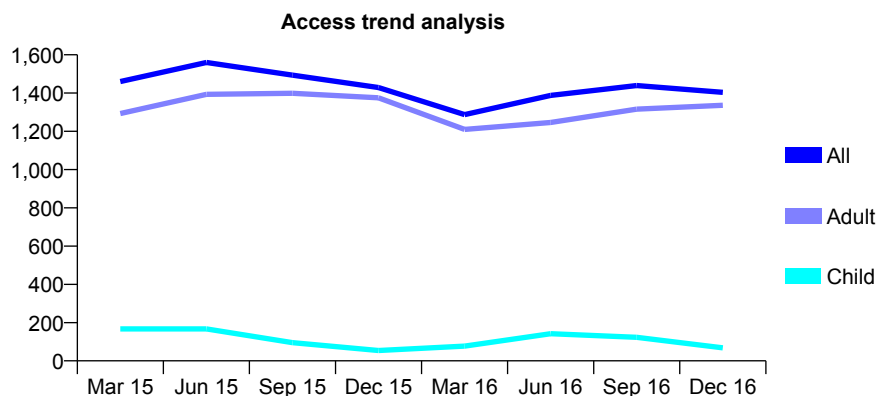
Q69 - Vital Signs At a Glance Contract Report for 195472/0001 - December 2016

Name or company name	DA CLINICS LTD
Contract type name	GDS Contract
Purpose of contract	General
Contract start date	01/04/2008
Contract end date	

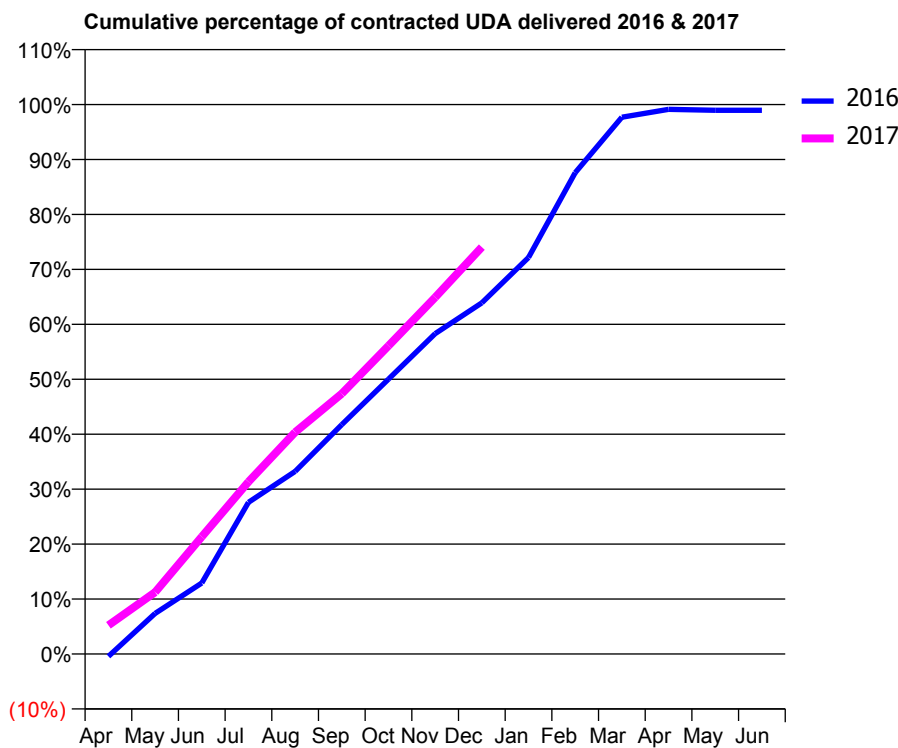
16/17 Contracted general activity (UDA)	5,053
Carry forward general activity (UDA)	55
16/17 Contracted orthodontic activity (UOA)	0
Carry forward orthodontic activity (UOA)	0
Baseline contract value	£102,651.29

ACCESS*

Patients seen in 24 months	Total	Change since previous quarter
Quarter ending December 2015	1,429	
Quarter ending March 2016	1,287	↓
Quarter ending June 2016	1,388	↑
Quarter ending September 2016	1,439	↑
Quarter ending December 2016	1,404	↓
Variance since December 2015	(1.7%)	↓



ACTIVITY



Month	Adjusted Scheduled Activity (UDA)	
	2016	2017
April	-23	264
May	382	568
June	668	1,078
July	1,428	1,584
August	1,719	2,040
September	2,159	2,394
October	2,587	2,834
November	3,015	3,279
December	3,305	3,742
January	3,733	
February	4,531	
March	5,052	
April	5,127	
May	5,117	
June	5,117	

QUALITY

	Quantity	Base Number	Contract	AT	Region	England
% of FP17s for the same patient ID Re-attending within 3 months - Children	3	126	2.4%	12.0%	11.9%	12.4%
% of FP17s for the same patient ID Re-attending within 3 months - Adults	257	1,847	13.9%	15.6%	16.5%	16.6%
% of FP17s for the same patient ID Re-attending between 3 & 9 months - Children	23	126	18.3%	57.2%	60.2%	57.5%
% of FP17s for the same patient ID Re-attending between 3 & 9 months - Adults	1,149	1,847	62.2%	48.8%	52.0%	50.4%
% of FP17s for Band 1 Urgent Courses	85	1,958	4.3%	9.6%	9.5%	9.1%
% of FP17s Relating to Free Repair or Replacements	39	1,958	2.0%	0.8%	0.7%	0.8%
% of FP17s Relating to Continuations	58	1,958	3.0%	0.9%	1.2%	1.3%
% of Patients satisfied with the dentistry they have received	4	5	N/A	93.5%	92.9%	92.7%
% of Patients satisfied with the time they had to wait for an appointment	5	5	N/A	90.4%	88.8%	88.8%

* This is based on patients treated on this contract for their most recent course of treatment. Figures in italics indicate the base number of FP17s or Patient Questionnaire responses are less than 100. N/A is shown where the base number of responses is less than 10 during the period. % is calculated as Quantity/Base number*100

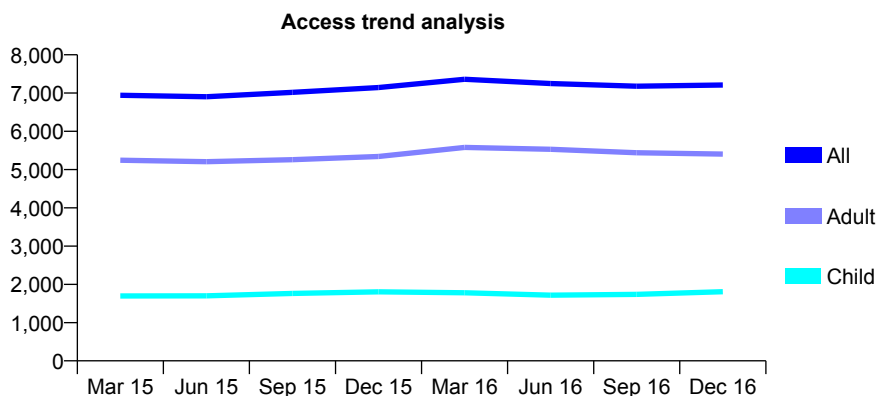
Q69 - Vital Signs At a Glance Contract Report for 195472/0002 - December 2016

Name or company name	DA CLINICS LTD
Contract type name	GDS Contract
Purpose of contract	General
Contract start date	01/04/2008
Contract end date	

16/17 Contracted general activity (UDA)	22,660
Carry forward general activity (UDA)	527
16/17 Contracted orthodontic activity (UOA)	0
Carry forward orthodontic activity (UOA)	0
Baseline contract value	£544,676.71

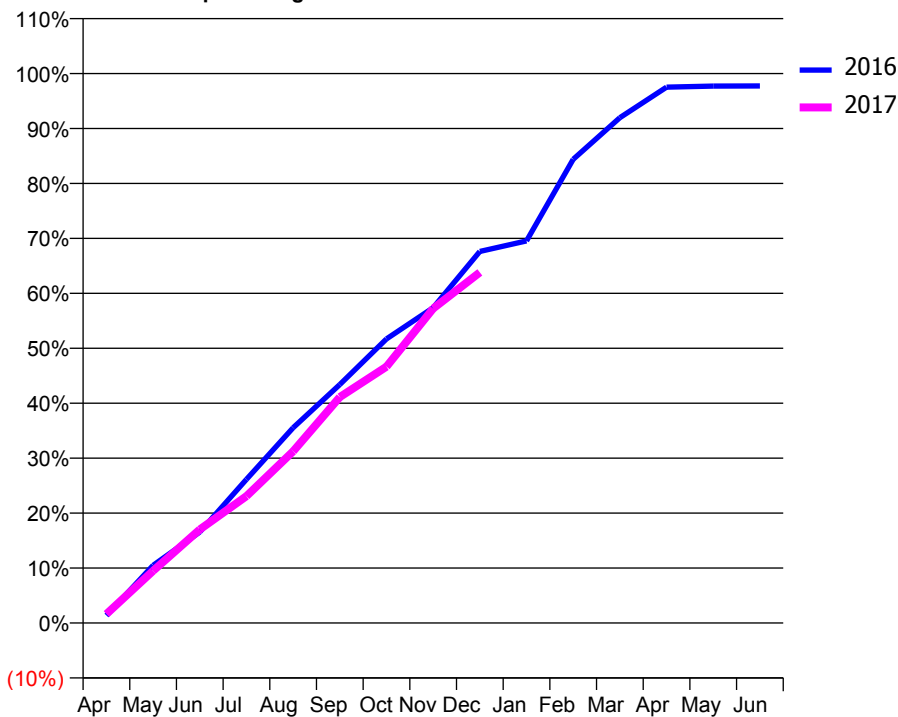
ACCESS*

Patients seen in 24 months	Total	Change since previous quarter
Quarter ending December 2015	7,145	
Quarter ending March 2016	7,360	↑
Quarter ending June 2016	7,248	↓
Quarter ending September 2016	7,178	→
Quarter ending December 2016	7,211	→
Variance since December 2015	0.9%	→



ACTIVITY

Cumulative percentage of contracted UDA delivered 2016 & 2017



Month	Adjusted Scheduled Activity (UDA)	
	2016	2017
April	318	369
May	2,432	2,153
June	3,840	3,856
July	6,064	5,232
August	8,240	7,078
September	10,068	9,318
October	11,990	10,569
November	13,308	12,970
December	15,681	14,457
January	16,129	
February	19,570	
March	21,331	
April	22,618	
May	22,661	
June	22,666	

QUALITY

	Quantity	Base Number	Contract	AT	Region	England
% of FP17s for the same patient ID Re-attending within 3 months - Children	178	2,217	8.0%	12.0%	11.9%	12.4%
% of FP17s for the same patient ID Re-attending within 3 months - Adults	954	6,865	13.9%	15.6%	16.5%	16.6%
% of FP17s for the same patient ID Re-attending between 3 & 9 months - Children	1,474	2,217	66.5%	57.2%	60.2%	57.5%
% of FP17s for the same patient ID Re-attending between 3 & 9 months - Adults	4,660	6,865	67.9%	48.8%	52.0%	50.4%
% of FP17s for Band 1 Urgent Courses	604	8,464	7.1%	9.6%	9.5%	9.1%
% of FP17s Relating to Free Repair or Replacements	36	8,464	0.4%	0.8%	0.7%	0.8%
% of FP17s Relating to Continuations	87	8,464	1.0%	0.9%	1.2%	1.3%
% of Patients satisfied with the dentistry they have received	4	5	N/A	93.5%	92.9%	92.7%
% of Patients satisfied with the time they had to wait for an appointment	4	5	N/A	90.4%	88.8%	88.8%

* This is based on patients treated on this contract for their most recent course of treatment. Figures in italics indicate the base number of FP17s or Patient Questionnaire responses are less than 100. N/A is shown where the base number of responses is less than 10 during the period. % is calculated as Quantity/Base number*100

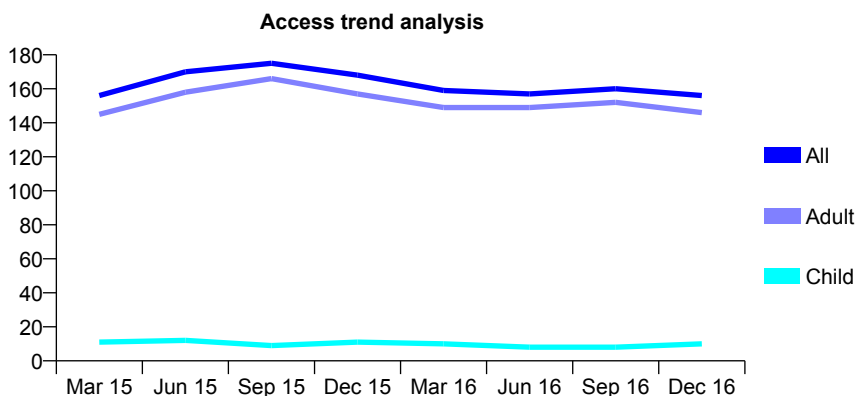
Q69 - Vital Signs At a Glance Contract Report for 195472/0003 - December 2016

Name or company name	DA CLINICS LTD
Contract type name	PDS Contract
Purpose of contract	General
Contract start date	01/04/2008
Contract end date	31/03/2017

16/17 Contracted general activity (UDA)	1,204
Carry forward general activity (UDA)	0
16/17 Contracted orthodontic activity (UOA)	0
Carry forward orthodontic activity (UOA)	0
Baseline contract value	£52,928.88

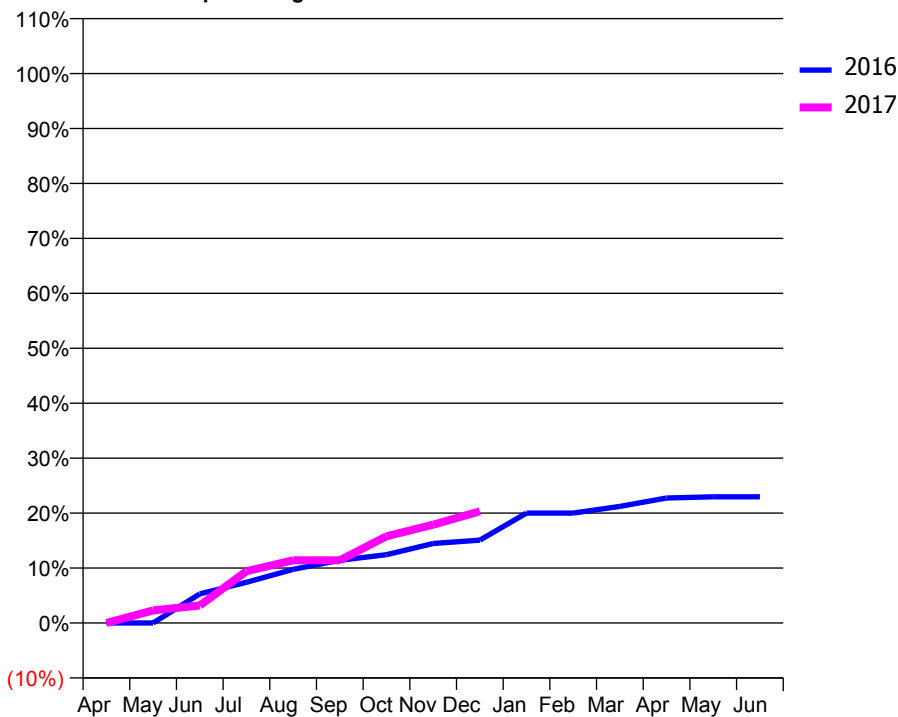
ACCESS*

Patients seen in 24 months	Total	Change since previous quarter
Quarter ending December 2015	168	
Quarter ending March 2016	159	↓
Quarter ending June 2016	157	↓
Quarter ending September 2016	160	→
Quarter ending December 2016	156	↓
Variance since December 2015	(7.1%)	↓



ACTIVITY

Cumulative percentage of contracted UDA delivered 2016 & 2017



Month	2016	2017
April	0	0
May	0	28
June	64	38
July	89	113
August	118	137
September	138	137
October	150	190
November	174	215
December	182	245
January	241	
February	241	
March	255	
April	274	
May	276	
June	276	

QUALITY

	Quantity	Base Number	Contract	AT	Region	England
% of FP17s for the same patient ID Re-attending within 3 months - Children	0	20	0.0%	12.0%	11.9%	12.4%
% of FP17s for the same patient ID Re-attending within 3 months - Adults	0	177	0.0%	15.6%	16.5%	16.6%
% of FP17s for the same patient ID Re-attending between 3 & 9 months - Children	0	20	0.0%	57.2%	60.2%	57.5%
% of FP17s for the same patient ID Re-attending between 3 & 9 months - Adults	0	177	0.0%	48.8%	52.0%	50.4%
% of FP17s for Band 1 Urgent Courses	164	177	92.7%	9.6%	9.5%	9.1%
% of FP17s Relating to Free Repair or Replacements	0	177	0.0%	0.8%	0.7%	0.8%
% of FP17s Relating to Continuations	0	177	0.0%	0.9%	1.2%	1.3%
% of Patients satisfied with the dentistry they have received	0	0	N/A	93.5%	92.9%	92.7%
% of Patients satisfied with the time they had to wait for an appointment	0	0	N/A	90.4%	88.8%	88.8%

* This is based on patients treated on this contract for their most recent course of treatment. Figures in italics indicate the base number of FP17s or Patient Questionnaire responses are less than 100. N/A is shown where the base number of responses is less than 10 during the period. % is calculated as Quantity/Base number*100

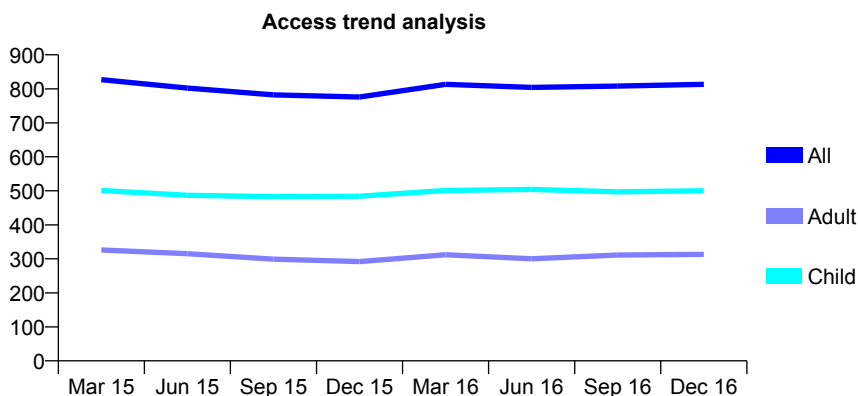
Q69 - Vital Signs At a Glance Contract Report for 195537/0001 - December 2016

Name or company name	Charlbury Dental Practice
Contract type name	GDS Contract
Purpose of contract	General
Contract start date	01/09/2012
Contract end date	

16/17 Contracted general activity (UDA)	2,183
Carry forward general activity (UDA)	0
16/17 Contracted orthodontic activity (UOA)	0
Carry forward orthodontic activity (UOA)	0
Baseline contract value	£48,193.94

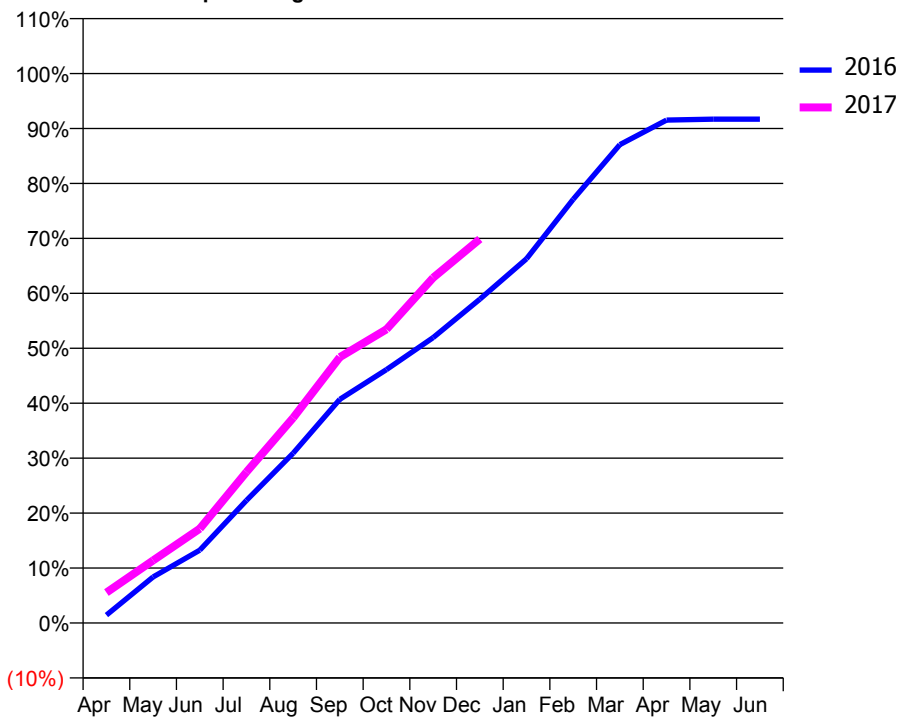
ACCESS*

Patients seen in 24 months	Total	Change since previous quarter
Quarter ending December 2015	776	
Quarter ending March 2016	813	↑
Quarter ending June 2016	804	↓
Quarter ending September 2016	808	→
Quarter ending December 2016	813	→
Variance since December 2015	4.8%	↑



ACTIVITY

Cumulative percentage of contracted UDA delivered 2016 & 2017



Month	Adjusted Scheduled Activity (UDA)	
	2016	2017
April	33	121
May	192	249
June	303	375
July	510	600
August	706	815
September	930	1,056
October	1,054	1,167
November	1,187	1,372
December	1,346	1,526
January	1,515	
February	1,762	
March	1,989	
April	2,091	
May	2,095	
June	2,095	

QUALITY

	Quantity	Base Number	Contract	AT	Region	England
% of FP17s for the same patient ID Re-attending within 3 months - Children	84	741	11.3%	12.0%	11.9%	12.4%
% of FP17s for the same patient ID Re-attending within 3 months - Adults	44	313	14.1%	15.6%	16.5%	16.6%
% of FP17s for the same patient ID Re-attending between 3 & 9 months - Children	533	741	71.9%	57.2%	60.2%	57.5%
% of FP17s for the same patient ID Re-attending between 3 & 9 months - Adults	190	313	60.7%	48.8%	52.0%	50.4%
% of FP17s for Band 1 Urgent Courses	58	998	5.8%	9.6%	9.5%	9.1%
% of FP17s Relating to Free Repair or Replacements	2	998	0.2%	0.8%	0.7%	0.8%
% of FP17s Relating to Continuations	22	998	2.2%	0.9%	1.2%	1.3%
% of Patients satisfied with the dentistry they have received	1	1	N/A	93.5%	92.9%	92.7%
% of Patients satisfied with the time they had to wait for an appointment	1	1	N/A	90.4%	88.8%	88.8%

* This is based on patients treated on this contract for their most recent course of treatment. Figures in italics indicate the base number of FP17s or Patient Questionnaire responses are less than 100. N/A is shown where the base number of responses is less than 10 during the period. % is calculated as Quantity/Base number*100

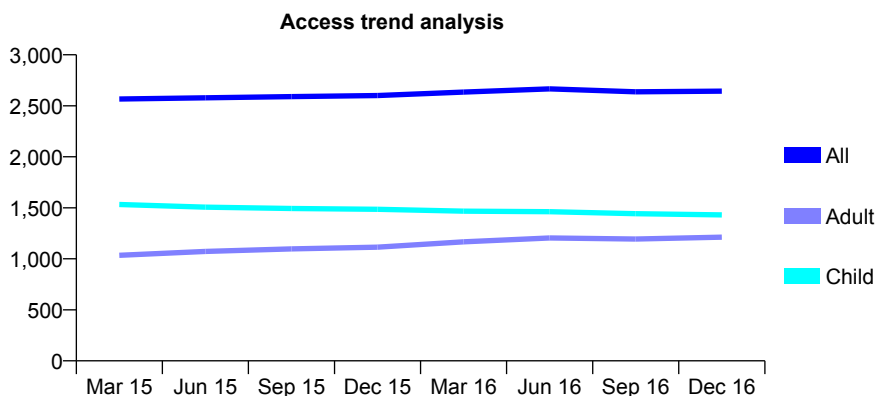
Q69 - Vital Signs At a Glance Contract Report for 197807/0001 - December 2016

Name or company name	Linden Dental Surgery Ltd
Contract type name	GDS Contract
Purpose of contract	General
Contract start date	01/04/2008
Contract end date	

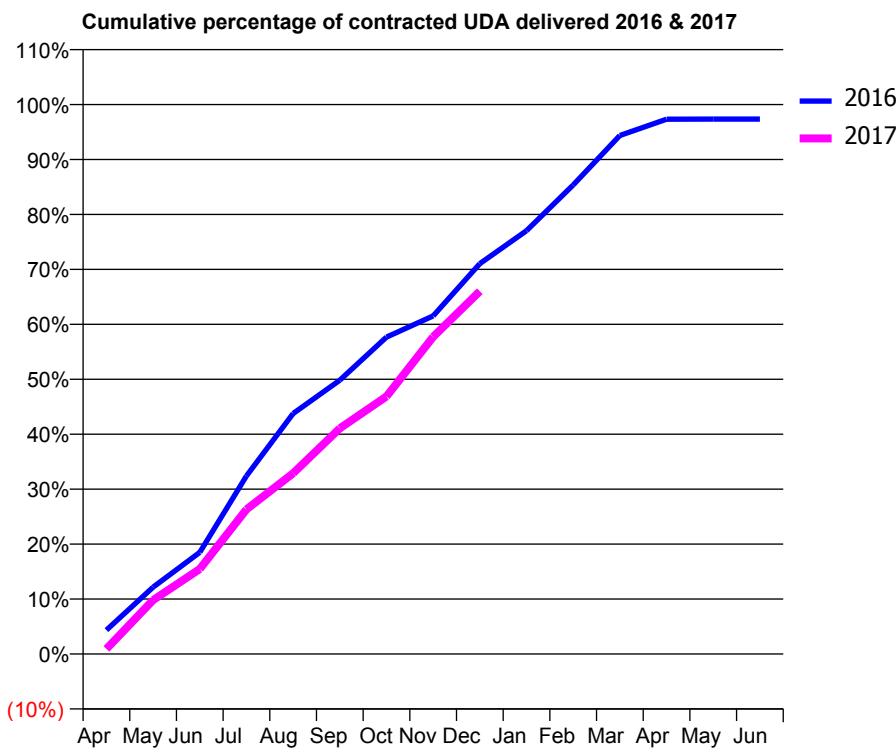
16/17 Contracted general activity (UDA)	5,007
Carry forward general activity (UDA)	133
16/17 Contracted orthodontic activity (UOA)	0
Carry forward orthodontic activity (UOA)	0
Baseline contract value	£108,958.28

ACCESS*

Patients seen in 24 months	Total	Change since previous quarter
Quarter ending December 2015	2,601	
Quarter ending March 2016	2,634	→
Quarter ending June 2016	2,666	→
Quarter ending September 2016	2,637	↓
Quarter ending December 2016	2,644	→
Variance since December 2015	1.7%	→



ACTIVITY



Month	Adjusted Scheduled Activity (UDA)	
	2016	2017
April	218	47
May	610	492
June	927	774
July	1,623	1,318
August	2,191	1,647
September	2,495	2,057
October	2,887	2,347
November	3,080	2,890
December	3,557	3,306
January	3,857	
February	4,274	
March	4,725	
April	4,873	
May	4,874	
June	4,874	

QUALITY

	Quantity	Base Number	Contract	AT	Region	England
% of FP17s for the same patient ID Re-attending within 3 months - Children	105	1,471	7.1%	12.0%	11.9%	12.4%
% of FP17s for the same patient ID Re-attending within 3 months - Adults	109	830	13.1%	15.6%	16.5%	16.6%
% of FP17s for the same patient ID Re-attending between 3 & 9 months - Children	637	1,471	43.3%	57.2%	60.2%	57.5%
% of FP17s for the same patient ID Re-attending between 3 & 9 months - Adults	267	830	32.2%	48.8%	52.0%	50.4%
% of FP17s for Band 1 Urgent Courses	170	2,204	7.7%	9.6%	9.5%	9.1%
% of FP17s Relating to Free Repair or Replacements	5	2,204	0.2%	0.8%	0.7%	0.8%
% of FP17s Relating to Continuations	4	2,204	0.2%	0.9%	1.2%	1.3%
% of Patients satisfied with the dentistry they have received	1	1	N/A	93.5%	92.9%	92.7%
% of Patients satisfied with the time they had to wait for an appointment	1	1	N/A	90.4%	88.8%	88.8%

* This is based on patients treated on this contract for their most recent course of treatment. Figures in italics indicate the base number of FP17s or Patient Questionnaire responses are less than 100. N/A is shown where the base number of responses is less than 10 during the period. % is calculated as Quantity/Base number*100

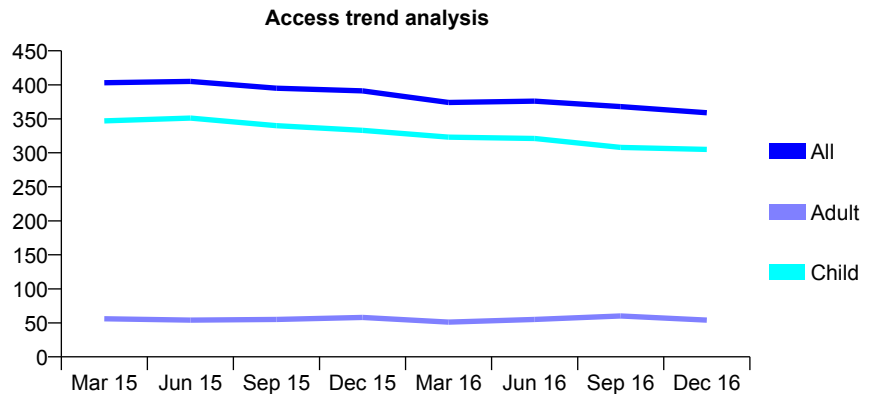
Q69 - Vital Signs At a Glance Contract Report for 198161/0001 - December 2016

Name or company name	Babber,Khabra and Frankel
Contract type name	GDS Contract
Purpose of contract	General
Contract start date	01/05/2012
Contract end date	

16/17 Contracted general activity (UDA)	870
Carry forward general activity (UDA)	11
16/17 Contracted orthodontic activity (UOA)	0
Carry forward orthodontic activity (UOA)	0
Baseline contract value	£20,978.50

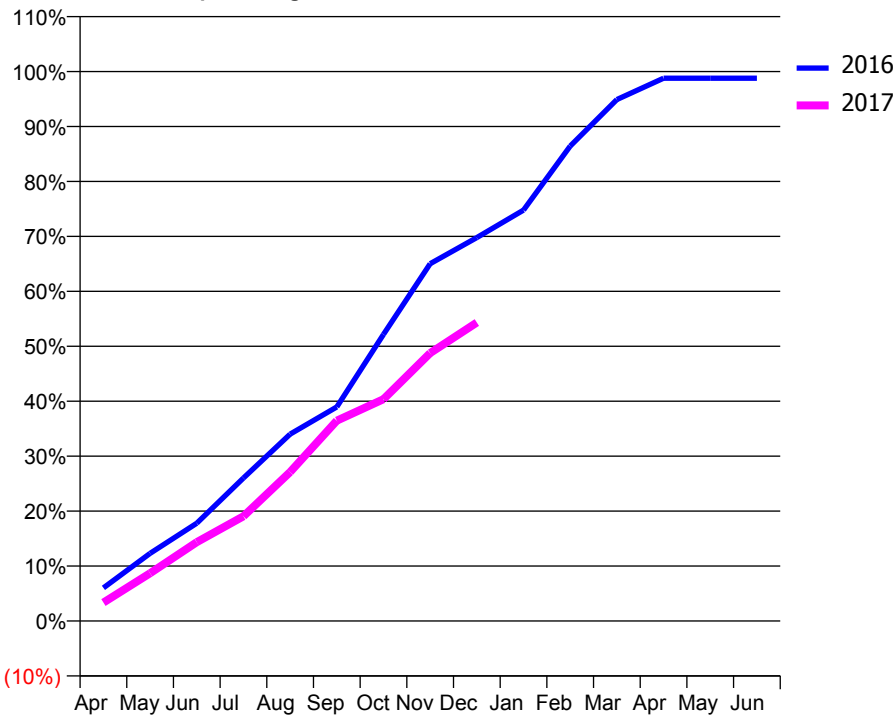
ACCESS*

Patients seen in 24 months	Total	Change since previous quarter
Quarter ending December 2015	391	
Quarter ending March 2016	374	↓
Quarter ending June 2016	376	→
Quarter ending September 2016	368	↓
Quarter ending December 2016	359	↓
Variance since December 2015	(8.2%)	↓



ACTIVITY

Cumulative percentage of contracted UDA delivered 2016 & 2017



Month	Adjusted Scheduled Activity (UDA)	
	2016	2017
April	52	29
May	107	76
June	155	125
July	226	166
August	296	236
September	339	317
October	454	351
November	566	424
December	607	473
January	651	
February	752	
March	826	
April	859	
May	859	
June	859	

QUALITY

	Quantity	Base Number	Contract	AT	Region	England
% of FP17s for the same patient ID Re-attending within 3 months - Children	25	355	7.0%	12.0%	11.9%	12.4%
% of FP17s for the same patient ID Re-attending within 3 months - Adults	0	17	0.0%	15.6%	16.5%	16.6%
% of FP17s for the same patient ID Re-attending between 3 & 9 months - Children	247	355	69.6%	57.2%	60.2%	57.5%
% of FP17s for the same patient ID Re-attending between 3 & 9 months - Adults	11	17	64.7%	48.8%	52.0%	50.4%
% of FP17s for Band 1 Urgent Courses	8	344	2.3%	9.6%	9.5%	9.1%
% of FP17s Relating to Free Repair or Replacements	0	344	0.0%	0.8%	0.7%	0.8%
% of FP17s Relating to Continuations	0	344	0.0%	0.9%	1.2%	1.3%
% of Patients satisfied with the dentistry they have received	0	0	N/A	93.5%	92.9%	92.7%
% of Patients satisfied with the time they had to wait for an appointment	0	0	N/A	90.4%	88.8%	88.8%

* This is based on patients treated on this contract for their most recent course of treatment. Figures in italics indicate the base number of FP17s or Patient Questionnaire responses are less than 100. N/A is shown where the base number of responses is less than 10 during the period. % is calculated as Quantity/Base number*100

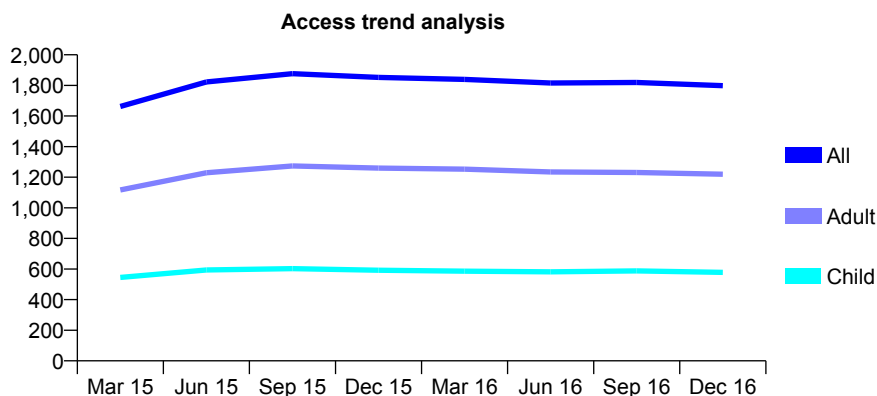
Q69 - Vital Signs At a Glance Contract Report for 198277/0001 - December 2016

Name or company name	IMOGEN DENTAL LTD
Contract type name	GDS Contract
Purpose of contract	General
Contract start date	01/09/2013
Contract end date	

16/17 Contracted general activity (UDA)	3,994
Carry forward general activity (UDA)	-79
16/17 Contracted orthodontic activity (UOA)	0
Carry forward orthodontic activity (UOA)	0
Baseline contract value	£97,609.30

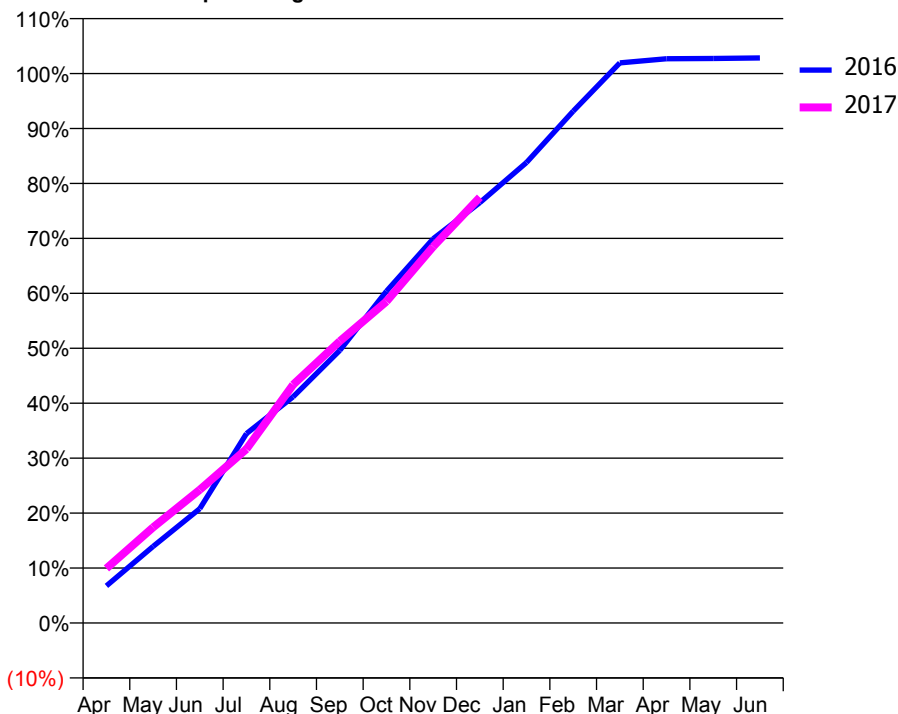
ACCESS*

Patients seen in 24 months	Total	Change since previous quarter
Quarter ending December 2015	1,852	
Quarter ending March 2016	1,839	→
Quarter ending June 2016	1,816	↓
Quarter ending September 2016	1,819	→
Quarter ending December 2016	1,798	↓
Variance since December 2015	(2.9%)	↓



ACTIVITY

Cumulative percentage of contracted UDA delivered 2016 & 2017



Month	Adjusted Scheduled Activity (UDA)	
	2016	2017
April	270	397
May	556	695
June	831	969
July	1,377	1,264
August	1,645	1,732
September	1,981	2,048
October	2,412	2,337
November	2,793	2,736
December	3,055	3,094
January	3,347	
February	3,720	
March	4,071	
April	4,102	
May	4,104	
June	4,107	

QUALITY

	Quantity	Base Number	Contract	AT	Region	England
% of FP17s for the same patient ID Re-attending within 3 months - Children	28	718	3.9%	12.0%	11.9%	12.4%
% of FP17s for the same patient ID Re-attending within 3 months - Adults	114	1,264	9.0%	15.6%	16.5%	16.6%
% of FP17s for the same patient ID Re-attending between 3 & 9 months - Children	541	718	75.3%	57.2%	60.2%	57.5%
% of FP17s for the same patient ID Re-attending between 3 & 9 months - Adults	709	1,264	56.1%	48.8%	52.0%	50.4%
% of FP17s for Band 1 Urgent Courses	147	1,953	7.5%	9.6%	9.5%	9.1%
% of FP17s Relating to Free Repair or Replacements	13	1,953	0.7%	0.8%	0.7%	0.8%
% of FP17s Relating to Continuations	2	1,953	0.1%	0.9%	1.2%	1.3%
% of Patients satisfied with the dentistry they have received	5	5	N/A	93.5%	92.9%	92.7%
% of Patients satisfied with the time they had to wait for an appointment	5	5	N/A	90.4%	88.8%	88.8%

* This is based on patients treated on this contract for their most recent course of treatment. Figures in italics indicate the base number of FP17s or Patient Questionnaire responses are less than 100. N/A is shown where the base number of responses is less than 10 during the period. % is calculated as Quantity/Base number*100

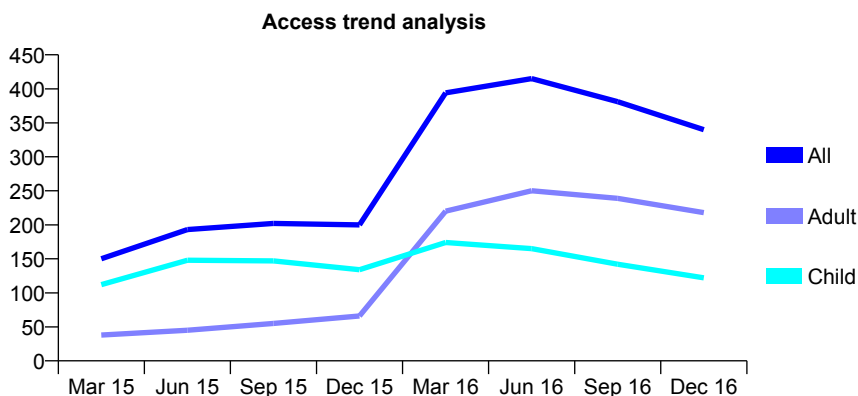
Q69 - Vital Signs At a Glance Contract Report for 198609/0001 - December 2016

Name or company name	Cornhill Dental Centre Practice Partnership
Contract type name	GDS Contract
Purpose of contract	General
Contract start date	23/06/2014
Contract end date	

16/17 Contracted general activity (UDA)	796
Carry forward general activity (UDA)	-15
16/17 Contracted orthodontic activity (UOA)	0
Carry forward orthodontic activity (UOA)	0
Baseline contract value	£15,623.12

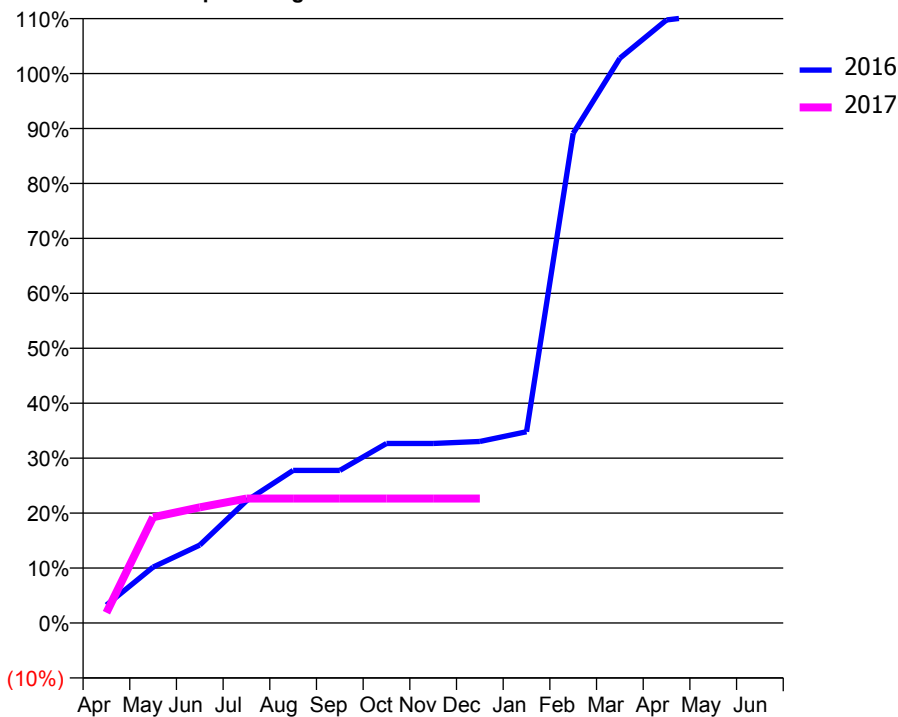
ACCESS*

Patients seen in 24 months	Total	Change since previous quarter
Quarter ending December 2015	200	
Quarter ending March 2016	394	↑
Quarter ending June 2016	415	↑
Quarter ending September 2016	381	↓
Quarter ending December 2016	340	↓
Variance since December 2015	70.0%	↑



ACTIVITY

Cumulative percentage of contracted UDA delivered 2016 & 2017



Month	Adjusted Scheduled Activity (UDA)	
	2016	2017
April	26	15
May	81	153
June	113	168
July	177	180
August	221	180
September	221	180
October	260	180
November	260	180
December	263	180
January	277	
February	709	
March	818	
April	874	
May	882	
June	898	

QUALITY

	Quantity	Base Number	Contract	AT	Region	England
% of FP17s for the same patient ID Re-attending within 3 months - Children	1	17	5.9%	12.0%	11.9%	12.4%
% of FP17s for the same patient ID Re-attending within 3 months - Adults	10	83	12.0%	15.6%	16.5%	16.6%
% of FP17s for the same patient ID Re-attending between 3 & 9 months - Children	6	17	35.3%	57.2%	60.2%	57.5%
% of FP17s for the same patient ID Re-attending between 3 & 9 months - Adults	12	83	14.5%	48.8%	52.0%	50.4%
% of FP17s for Band 1 Urgent Courses	22	69	31.9%	9.6%	9.5%	9.1%
% of FP17s Relating to Free Repair or Replacements	0	69	0.0%	0.8%	0.7%	0.8%
% of FP17s Relating to Continuations	1	69	1.4%	0.9%	1.2%	1.3%
% of Patients satisfied with the dentistry they have received	0	0	N/A	93.5%	92.9%	92.7%
% of Patients satisfied with the time they had to wait for an appointment	0	0	N/A	90.4%	88.8%	88.8%

* This is based on patients treated on this contract for their most recent course of treatment. Figures in italics indicate the base number of FP17s or Patient Questionnaire responses are less than 100. N/A is shown where the base number of responses is less than 10 during the period. % is calculated as Quantity/Base number*100

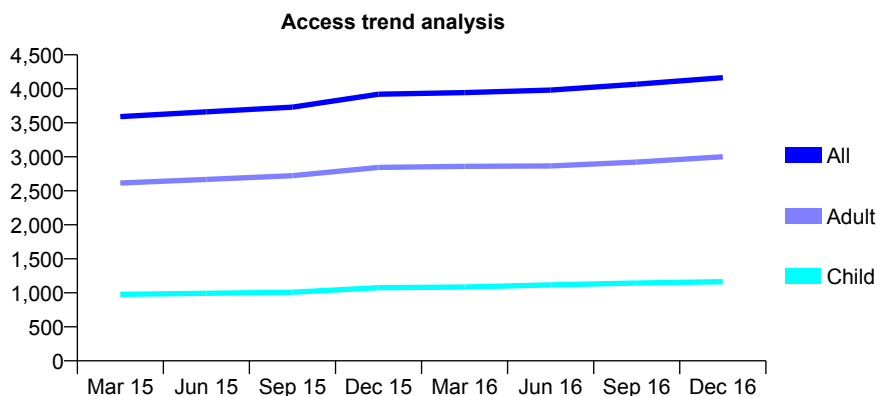
Q69 - Vital Signs At a Glance Contract Report for 198757/0001 - December 2016

Name or company name	Valley DC Ltd
Contract type name	Pilot Contract
Purpose of contract	General
Contract start date	01/09/2008
Contract end date	

16/17 Contracted general activity (UDA)	6,593
Carry forward general activity (UDA)	0
16/17 Contracted orthodontic activity (UOA)	0
Carry forward orthodontic activity (UOA)	0
Baseline contract value	£457,082.32

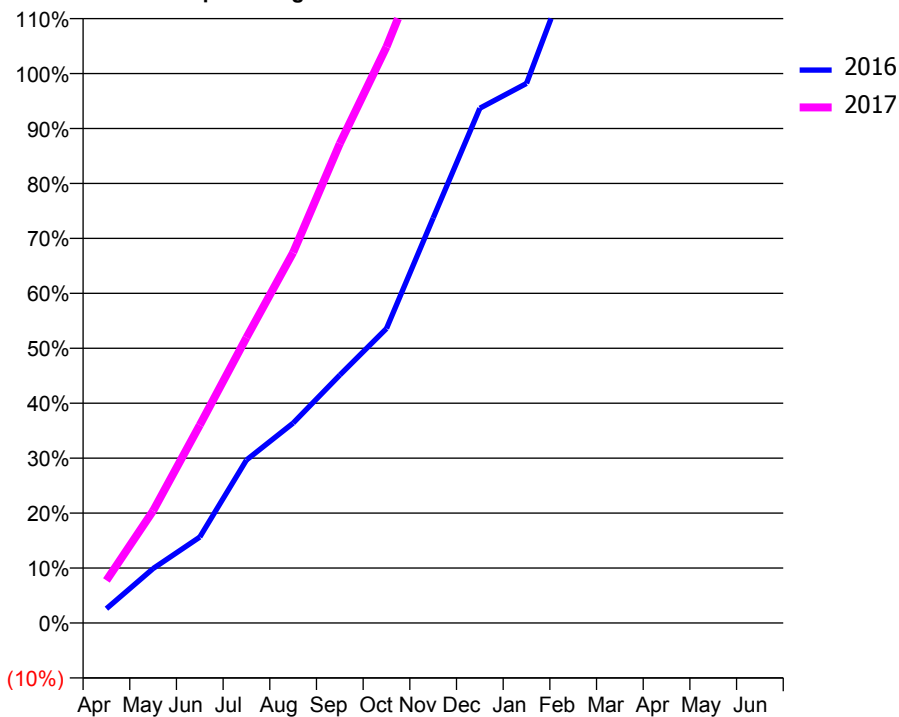
ACCESS*

Patients seen in 24 months	Total	Change since previous quarter
Quarter ending December 2015	3,920	
Quarter ending March 2016	3,944	→
Quarter ending June 2016	3,981	→
Quarter ending September 2016	4,068	↑
Quarter ending December 2016	4,164	↑
Variance since December 2015	6.2%	↑



ACTIVITY

Cumulative percentage of contracted UDA delivered 2016 & 2017



Month	Adjusted Scheduled Activity (UDA)	
	2016	2017
April	173	511
May	653	1,346
June	1,031	2,376
July	1,956	3,424
August	2,400	4,445
September	2,976	5,753
October	3,534	6,912
November	4,860	8,292
December	6,177	9,381
January	6,474	
February	7,954	
March	8,795	
April	9,310	
May	9,313	
June	9,313	

QUALITY

	Quantity	Base Number	Contract	AT	Region	England
% of FP17s for the same patient ID Re-attending within 3 months - Children	180	1,364	13.2%	12.0%	11.9%	12.4%
% of FP17s for the same patient ID Re-attending within 3 months - Adults	843	3,392	24.9%	15.6%	16.5%	16.6%
% of FP17s for the same patient ID Re-attending between 3 & 9 months - Children	721	1,364	52.9%	57.2%	60.2%	57.5%
% of FP17s for the same patient ID Re-attending between 3 & 9 months - Adults	1,469	3,392	43.3%	48.8%	52.0%	50.4%
% of FP17s for Band 1 Urgent Courses	356	3,749	9.5%	9.6%	9.5%	9.1%
% of FP17s Relating to Free Repair or Replacements	84	3,749	2.2%	0.8%	0.7%	0.8%
% of FP17s Relating to Continuations	123	3,749	3.3%	0.9%	1.2%	1.3%
% of Patients satisfied with the dentistry they have received	4	4	N/A	93.5%	92.9%	92.7%
% of Patients satisfied with the time they had to wait for an appointment	4	4	N/A	90.4%	88.8%	88.8%

* This is based on patients treated on this contract for their most recent course of treatment. Figures in italics indicate the base number of FP17s or Patient Questionnaire responses are less than 100. N/A is shown where the base number of responses is less than 10 during the period. % is calculated as Quantity/Base number*100

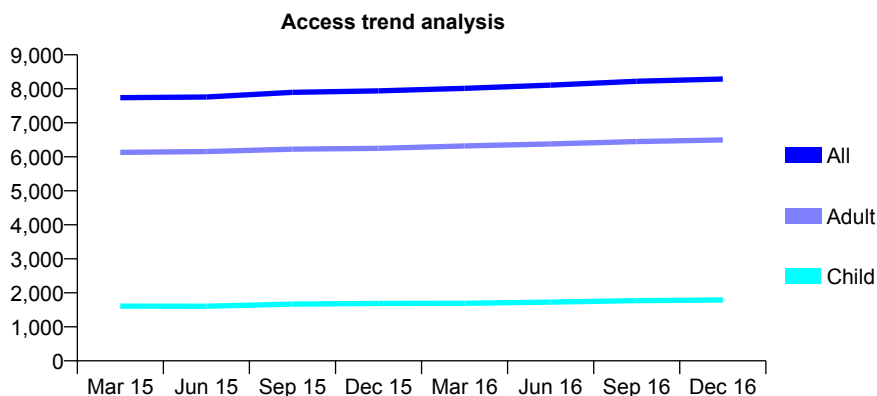
Q69 - Vital Signs At a Glance Contract Report for 199974/0001 - December 2016

Name or company name	Dhami Dental Surgeons Ltd
Contract type name	GDS Contract
Purpose of contract	General
Contract start date	01/10/2007
Contract end date	

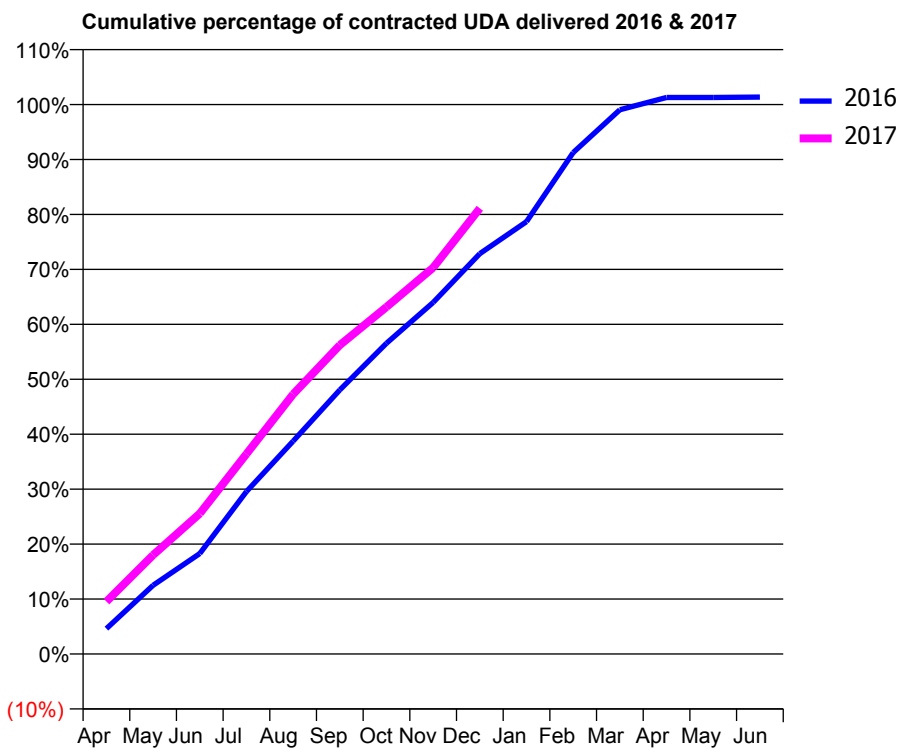
16/17 Contracted general activity (UDA)	18,199
Carry forward general activity (UDA)	-244
16/17 Contracted orthodontic activity (UOA)	0
Carry forward orthodontic activity (UOA)	0
Baseline contract value	£430,316.50

ACCESS*

Patients seen in 24 months	Total	Change since previous quarter
Quarter ending December 2015	7,939	
Quarter ending March 2016	8,013	→
Quarter ending June 2016	8,106	→
Quarter ending September 2016	8,221	→
Quarter ending December 2016	8,287	→
Variance since December 2015	4.4%	↑



ACTIVITY



Month	Adjusted Scheduled Activity (UDA)	
	2016	2017
April	842	1,739
May	2,278	3,278
June	3,327	4,654
July	5,383	6,626
August	7,052	8,605
September	8,745	10,231
October	10,292	11,493
November	11,643	12,796
December	13,259	14,760
January	14,321	
February	16,609	
March	18,026	
April	18,430	
May	18,433	
June	18,443	

QUALITY

	Quantity	Base Number	Contract	AT	Region	England
% of FP17s for the same patient ID Re-attending within 3 months - Children	116	2,012	5.8%	12.0%	11.9%	12.4%
% of FP17s for the same patient ID Re-attending within 3 months - Adults	761	6,177	12.3%	15.6%	16.5%	16.6%
% of FP17s for the same patient ID Re-attending between 3 & 9 months - Children	1,159	2,012	57.6%	57.2%	60.2%	57.5%
% of FP17s for the same patient ID Re-attending between 3 & 9 months - Adults	2,899	6,177	46.9%	48.8%	52.0%	50.4%
% of FP17s for Band 1 Urgent Courses	1,095	7,908	13.8%	9.6%	9.5%	9.1%
% of FP17s Relating to Free Repair or Replacements	16	7,908	0.2%	0.8%	0.7%	0.8%
% of FP17s Relating to Continuations	4	7,908	0.1%	0.9%	1.2%	1.3%
% of Patients satisfied with the dentistry they have received	10	10	100.0%	93.5%	92.9%	92.7%
% of Patients satisfied with the time they had to wait for an appointment	9	10	90.0%	90.4%	88.8%	88.8%

* This is based on patients treated on this contract for their most recent course of treatment. Figures in italics indicate the base number of FP17s or Patient Questionnaire responses are less than 100. N/A is shown where the base number of responses is less than 10 during the period. % is calculated as Quantity/Base number*100

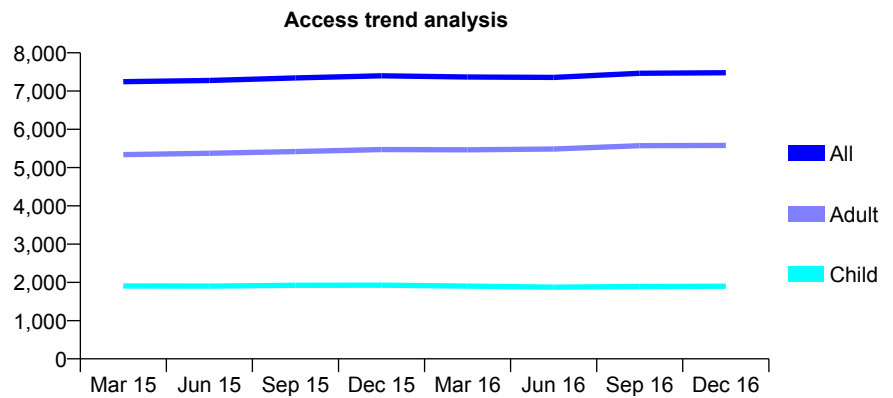
Q69 - Vital Signs At a Glance Contract Report for 210226/0002 - December 2016

Name or company name	MR R RATTAN
Contract type name	GDS Contract
Purpose of contract	General
Contract start date	01/04/2006
Contract end date	

16/17 Contracted general activity (UDA)	22,000
Carry forward general activity (UDA)	0
16/17 Contracted orthodontic activity (UOA)	0
Carry forward orthodontic activity (UOA)	0
Baseline contract value	£608,625.46

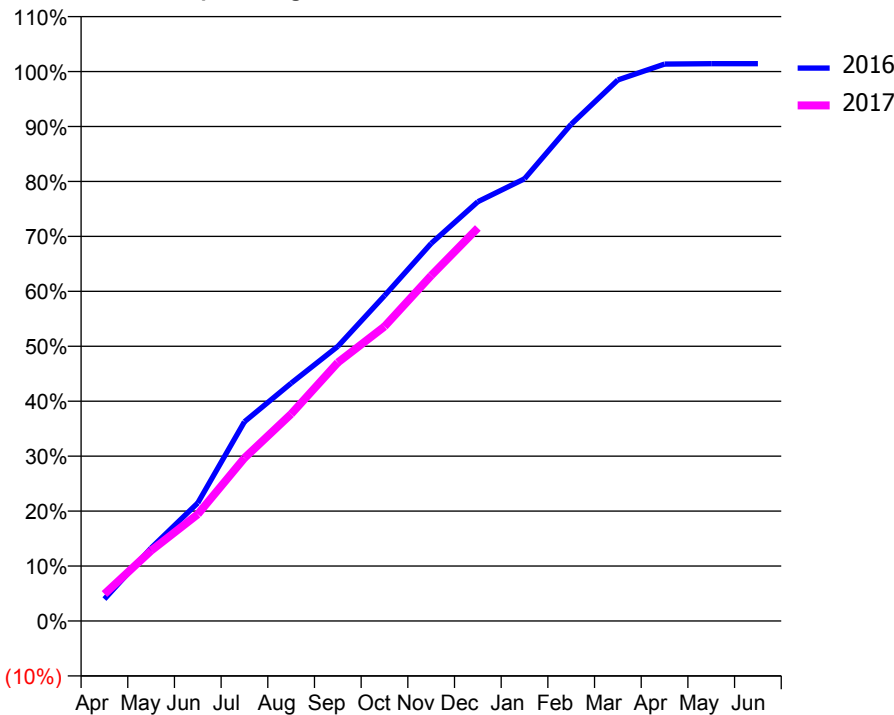
ACCESS*

Patients seen in 24 months	Total	Change since previous quarter
Quarter ending December 2015	7,397	
Quarter ending March 2016	7,366	→
Quarter ending June 2016	7,356	→
Quarter ending September 2016	7,464	→
Quarter ending December 2016	7,479	→
Variance since December 2015	1.1%	→



ACTIVITY

Cumulative percentage of contracted UDA delivered 2016 & 2017



Month	Adjusted Scheduled Activity (UDA)	
	2016	2017
April	876	1,079
May	2,926	2,818
June	4,729	4,272
July	7,981	6,524
August	9,524	8,291
September	10,994	10,349
October	13,024	11,788
November	15,116	13,828
December	16,789	15,734
January	17,705	
February	19,891	
March	21,664	
April	22,300	
May	22,314	
June	22,314	

QUALITY

	Quantity	Base Number	Contract	AT	Region	England
% of FP17s for the same patient ID Re-attending within 3 months - Children	159	2,175	7.3%	12.0%	11.9%	12.4%
% of FP17s for the same patient ID Re-attending within 3 months - Adults	788	5,654	13.9%	15.6%	16.5%	16.6%
% of FP17s for the same patient ID Re-attending between 3 & 9 months - Children	1,397	2,175	64.2%	57.2%	60.2%	57.5%
% of FP17s for the same patient ID Re-attending between 3 & 9 months - Adults	3,081	5,654	54.5%	48.8%	52.0%	50.4%
% of FP17s for Band 1 Urgent Courses	643	7,501	8.6%	9.6%	9.5%	9.1%
% of FP17s Relating to Free Repair or Replacements	38	7,501	0.5%	0.8%	0.7%	0.8%
% of FP17s Relating to Continuations	125	7,501	1.7%	0.9%	1.2%	1.3%
% of Patients satisfied with the dentistry they have received	16	17	94.1%	93.5%	92.9%	92.7%
% of Patients satisfied with the time they had to wait for an appointment	17	17	100.0%	90.4%	88.8%	88.8%

* This is based on patients treated on this contract for their most recent course of treatment. Figures in italics indicate the base number of FP17s or Patient Questionnaire responses are less than 100. N/A is shown where the base number of responses is less than 10 during the period. % is calculated as Quantity/Base number*100

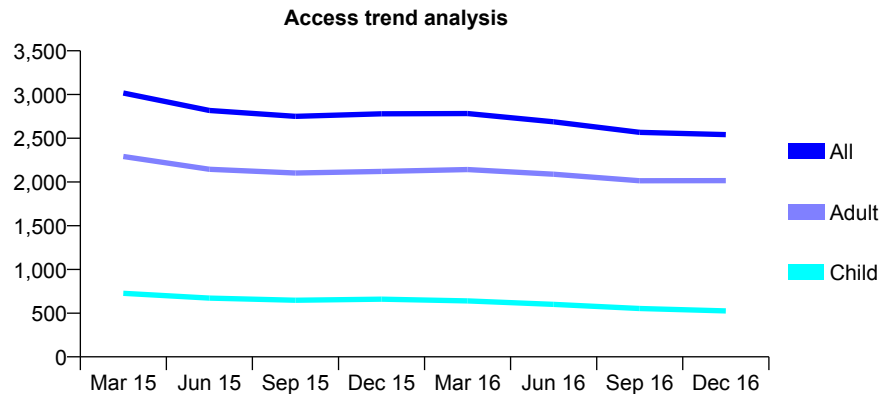
Q69 - Vital Signs At a Glance Contract Report for 217352/0001 - December 2016

Name or company name	MR IK CARLING
Contract type name	GDS Contract
Purpose of contract	General
Contract start date	01/04/2006
Contract end date	

16/17 Contracted general activity (UDA)	7,354
Carry forward general activity (UDA)	-147
16/17 Contracted orthodontic activity (UOA)	0
Carry forward orthodontic activity (UOA)	0
Baseline contract value	£210,932.44

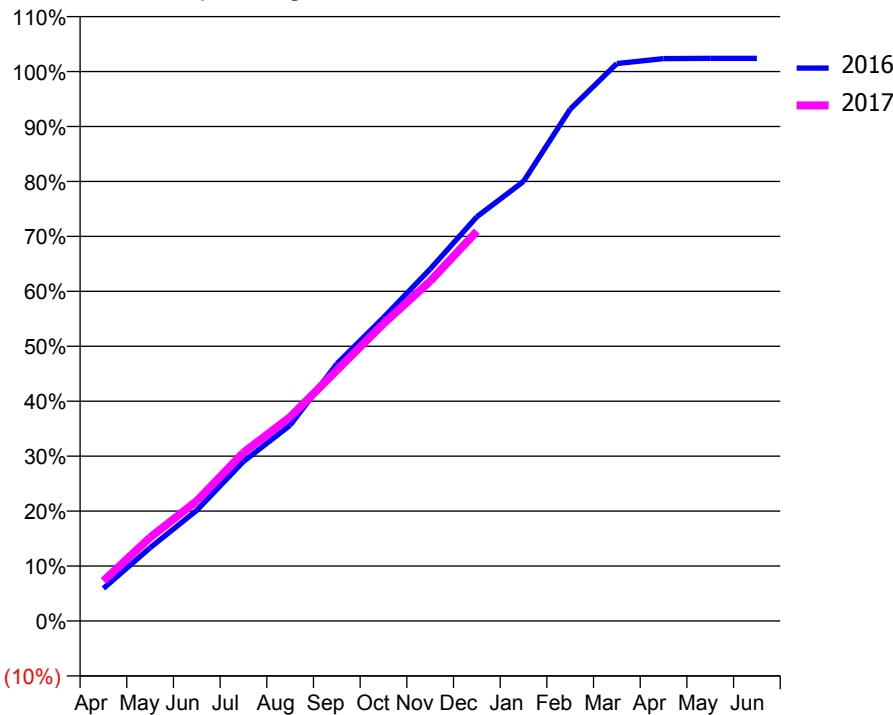
ACCESS*

Patients seen in 24 months	Total	Change since previous quarter
Quarter ending December 2015	2,779	
Quarter ending March 2016	2,782	→
Quarter ending June 2016	2,688	↓
Quarter ending September 2016	2,567	↓
Quarter ending December 2016	2,541	↓
Variance since December 2015	(8.6%)	↓



ACTIVITY

Cumulative percentage of contracted UDA delivered 2016 & 2017



Month	Adjusted Scheduled Activity (UDA)	
	2016	2017
April	436	536
May	980	1,117
June	1,481	1,607
July	2,135	2,255
August	2,621	2,730
September	3,442	3,356
October	4,060	3,978
November	4,710	4,548
December	5,410	5,216
January	5,883	
February	6,850	
March	7,460	
April	7,526	
May	7,530	
June	7,530	

QUALITY

	Quantity	Base Number	Contract	AT	Region	England
% of FP17s for the same patient ID Re-attending within 3 months - Children	12	469	2.6%	12.0%	11.9%	12.4%
% of FP17s for the same patient ID Re-attending within 3 months - Adults	209	1,729	12.1%	15.6%	16.5%	16.6%
% of FP17s for the same patient ID Re-attending between 3 & 9 months - Children	194	469	41.4%	57.2%	60.2%	57.5%
% of FP17s for the same patient ID Re-attending between 3 & 9 months - Adults	607	1,729	35.1%	48.8%	52.0%	50.4%
% of FP17s for Band 1 Urgent Courses	321	2,149	14.9%	9.6%	9.5%	9.1%
% of FP17s Relating to Free Repair or Replacements	24	2,149	1.1%	0.8%	0.7%	0.8%
% of FP17s Relating to Continuations	2	2,149	0.1%	0.9%	1.2%	1.3%
% of Patients satisfied with the dentistry they have received	1	2	N/A	93.5%	92.9%	92.7%
% of Patients satisfied with the time they had to wait for an appointment	1	2	N/A	90.4%	88.8%	88.8%

* This is based on patients treated on this contract for their most recent course of treatment. Figures in italics indicate the base number of FP17s or Patient Questionnaire responses are less than 100. N/A is shown where the base number of responses is less than 10 during the period. % is calculated as Quantity/Base number*100

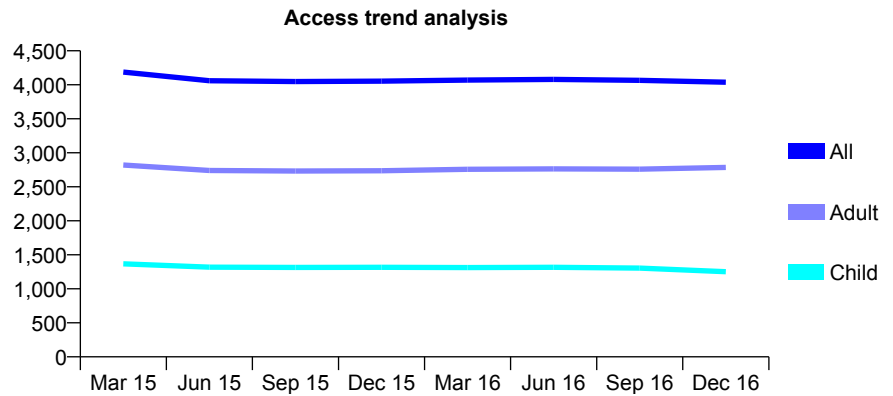
Q69 - Vital Signs At a Glance Contract Report for 220248/0001 - December 2016

Name or company name	MR MK SULEIMAN
Contract type name	GDS Contract
Purpose of contract	General
Contract start date	01/04/2006
Contract end date	

16/17 Contracted general activity (UDA)	7,313
Carry forward general activity (UDA)	0
16/17 Contracted orthodontic activity (UOA)	0
Carry forward orthodontic activity (UOA)	0
Baseline contract value	£158,896.18

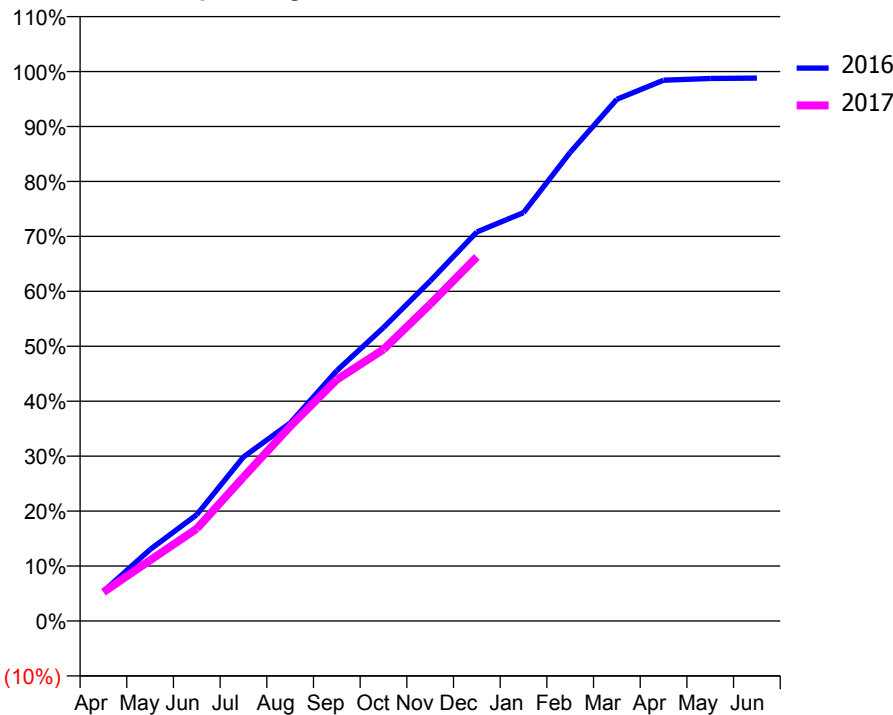
ACCESS*

Patients seen in 24 months	Total	Change since previous quarter
Quarter ending December 2015	4,053	
Quarter ending March 2016	4,070	→
Quarter ending June 2016	4,080	→
Quarter ending September 2016	4,065	→
Quarter ending December 2016	4,038	→
Variance since December 2015	(0.4%)	→



ACTIVITY

Cumulative percentage of contracted UDA delivered 2016 & 2017



Month	Adjusted Scheduled Activity (UDA)	
	2016	2017
April	413	385
May	998	809
June	1,483	1,229
July	2,287	1,915
August	2,759	2,589
September	3,488	3,213
October	4,089	3,613
November	4,737	4,215
December	5,421	4,846
January	5,690	
February	6,530	
March	7,270	
April	7,536	
May	7,561	
June	7,565	

QUALITY

	Quantity	Base Number	Contract	AT	Region	England
% of FP17s for the same patient ID Re-attending within 3 months - Children	93	1,362	6.8%	12.0%	11.9%	12.4%
% of FP17s for the same patient ID Re-attending within 3 months - Adults	482	2,772	17.4%	15.6%	16.5%	16.6%
% of FP17s for the same patient ID Re-attending between 3 & 9 months - Children	831	1,362	61.0%	57.2%	60.2%	57.5%
% of FP17s for the same patient ID Re-attending between 3 & 9 months - Adults	1,502	2,772	54.2%	48.8%	52.0%	50.4%
% of FP17s for Band 1 Urgent Courses	180	2,733	6.6%	9.6%	9.5%	9.1%
% of FP17s Relating to Free Repair or Replacements	52	2,733	1.9%	0.8%	0.7%	0.8%
% of FP17s Relating to Continuations	35	2,733	1.3%	0.9%	1.2%	1.3%
% of Patients satisfied with the dentistry they have received	9	9	N/A	93.5%	92.9%	92.7%
% of Patients satisfied with the time they had to wait for an appointment	8	9	N/A	90.4%	88.8%	88.8%

* This is based on patients treated on this contract for their most recent course of treatment. Figures in italics indicate the base number of FP17s or Patient Questionnaire responses are less than 100. N/A is shown where the base number of responses is less than 10 during the period. % is calculated as Quantity/Base number*100

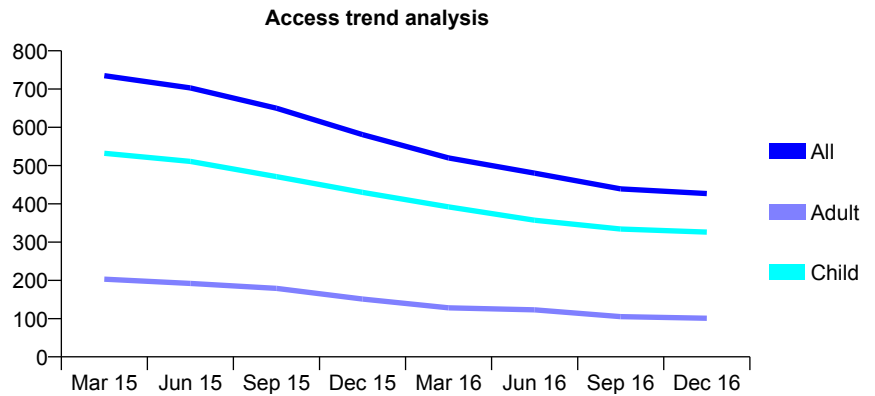
Q69 - Vital Signs At a Glance Contract Report for 220426/0001 - December 2016

Name or company name	MR MD JACKSON
Contract type name	GDS Contract
Purpose of contract	General
Contract start date	01/04/2006
Contract end date	

16/17 Contracted general activity (UDA)	1,236
Carry forward general activity (UDA)	0
16/17 Contracted orthodontic activity (UOA)	0
Carry forward orthodontic activity (UOA)	0
Baseline contract value	£29,227.50

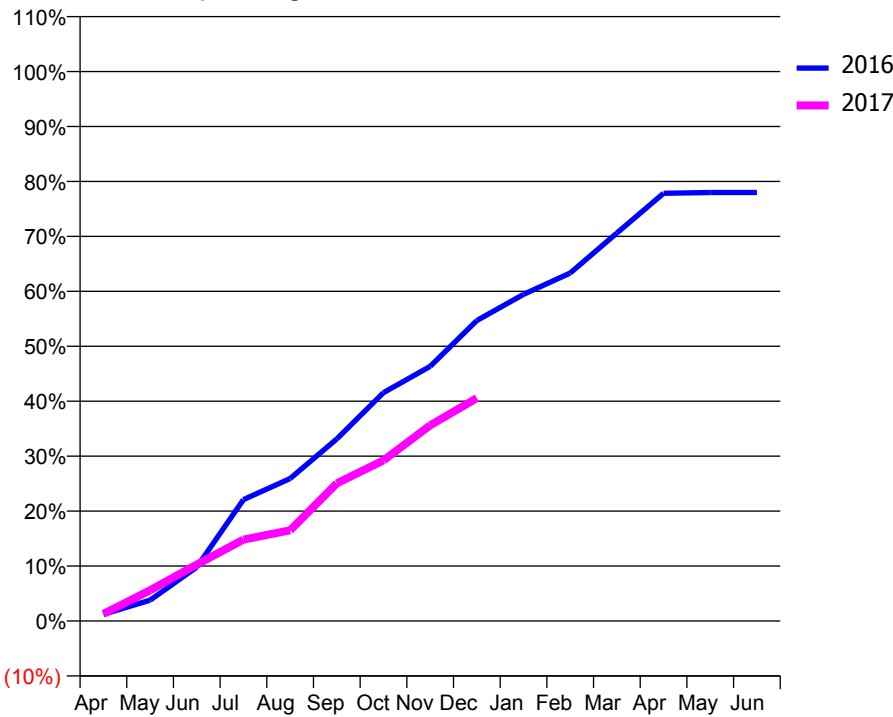
ACCESS*

Patients seen in 24 months	Total	Change since previous quarter
Quarter ending December 2015	581	
Quarter ending March 2016	520	↓
Quarter ending June 2016	480	↓
Quarter ending September 2016	439	↓
Quarter ending December 2016	427	↓
Variance since December 2015	(26.5%)	↓



ACTIVITY

Cumulative percentage of contracted UDA delivered 2016 & 2017



Month	Adjusted Scheduled Activity (UDA)	
	2016	2017
April	15	16
May	47	69
June	121	127
July	273	183
August	320	204
September	410	310
October	514	361
November	573	440
December	676	501
January	735	
February	783	
March	873	
April	962	
May	964	
June	964	

QUALITY

	Quantity	Base Number	Contract	AT	Region	England
% of FP17s for the same patient ID Re-attending within 3 months - Children	81	428	18.9%	12.0%	11.9%	12.4%
% of FP17s for the same patient ID Re-attending within 3 months - Adults	14	40	35.0%	15.6%	16.5%	16.6%
% of FP17s for the same patient ID Re-attending between 3 & 9 months - Children	259	428	60.5%	57.2%	60.2%	57.5%
% of FP17s for the same patient ID Re-attending between 3 & 9 months - Adults	21	40	52.5%	48.8%	52.0%	50.4%
% of FP17s for Band 1 Urgent Courses	6	381	1.6%	9.6%	9.5%	9.1%
% of FP17s Relating to Free Repair or Replacements	0	381	0.0%	0.8%	0.7%	0.8%
% of FP17s Relating to Continuations	0	381	0.0%	0.9%	1.2%	1.3%
% of Patients satisfied with the dentistry they have received	0	0	N/A	93.5%	92.9%	92.7%
% of Patients satisfied with the time they had to wait for an appointment	0	0	N/A	90.4%	88.8%	88.8%

* This is based on patients treated on this contract for their most recent course of treatment. Figures in italics indicate the base number of FP17s or Patient Questionnaire responses are less than 100. N/A is shown where the base number of responses is less than 10 during the period. % is calculated as Quantity/Base number*100

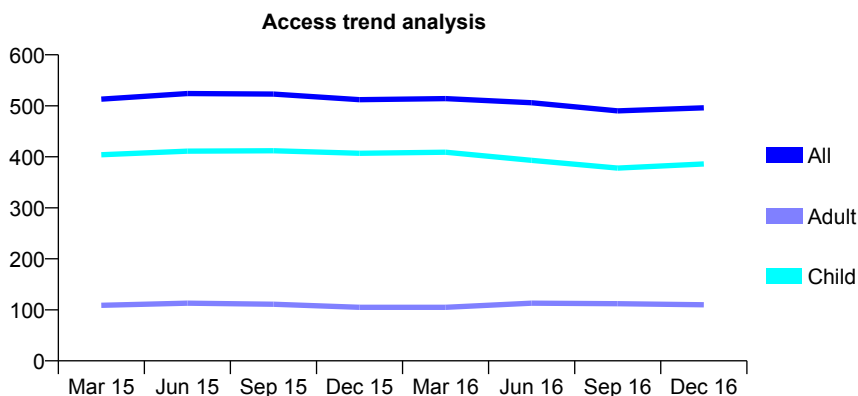
Q69 - Vital Signs At a Glance Contract Report for 220817/0001 - December 2016

Name or company name	MR PJ ALLEN
Contract type name	GDS Contract
Purpose of contract	General
Contract start date	01/04/2006
Contract end date	

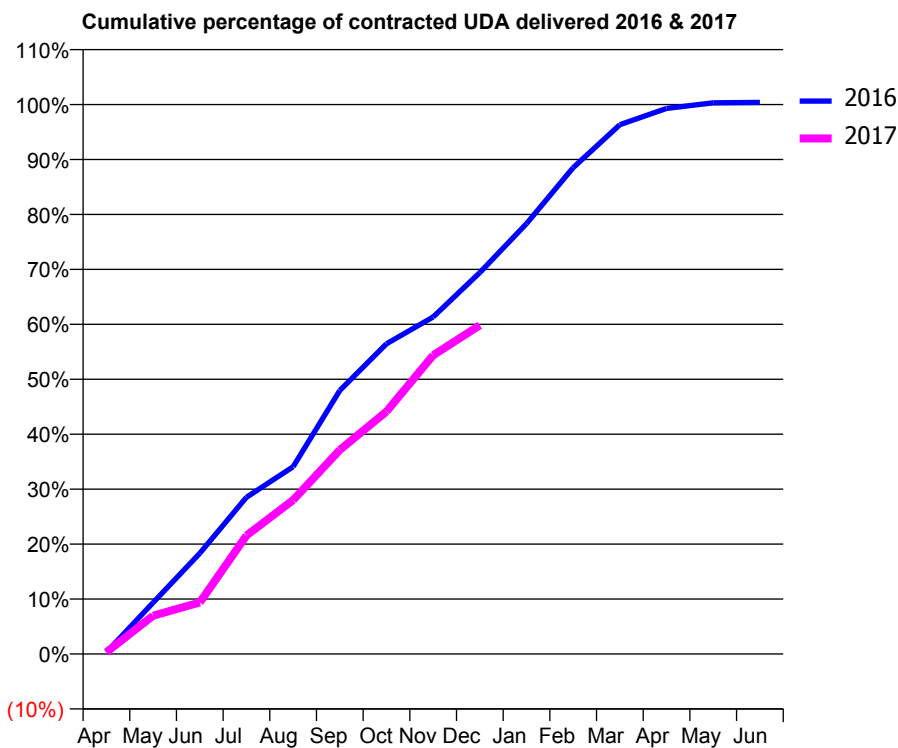
16/17 Contracted general activity (UDA)	1,191
Carry forward general activity (UDA)	-4
16/17 Contracted orthodontic activity (UOA)	0
Carry forward orthodontic activity (UOA)	0
Baseline contract value	£28,420.01

ACCESS*

Patients seen in 24 months	Total	Change since previous quarter
Quarter ending December 2015	512	
Quarter ending March 2016	514	→
Quarter ending June 2016	506	↓
Quarter ending September 2016	490	↓
Quarter ending December 2016	496	→
Variance since December 2015	(3.1%)	↓



ACTIVITY



Month	Adjusted Scheduled Activity (UDA)	
	2016	2017
April	4	4
May	111	83
June	218	112
July	340	257
August	406	334
September	571	442
October	672	526
November	731	648
December	827	713
January	933	
February	1,054	
March	1,147	
April	1,183	
May	1,195	
June	1,196	

QUALITY

	Quantity	Base Number	Contract	AT	Region	England
% of FP17s for the same patient ID Re-attending within 3 months - Children	33	435	7.6%	12.0%	11.9%	12.4%
% of FP17s for the same patient ID Re-attending within 3 months - Adults	11	78	14.1%	15.6%	16.5%	16.6%
% of FP17s for the same patient ID Re-attending between 3 & 9 months - Children	280	435	64.4%	57.2%	60.2%	57.5%
% of FP17s for the same patient ID Re-attending between 3 & 9 months - Adults	46	78	59.0%	48.8%	52.0%	50.4%
% of FP17s for Band 1 Urgent Courses	13	479	2.7%	9.6%	9.5%	9.1%
% of FP17s Relating to Free Repair or Replacements	0	479	0.0%	0.8%	0.7%	0.8%
% of FP17s Relating to Continuations	0	479	0.0%	0.9%	1.2%	1.3%
% of Patients satisfied with the dentistry they have received	0	0	N/A	93.5%	92.9%	92.7%
% of Patients satisfied with the time they had to wait for an appointment	0	0	N/A	90.4%	88.8%	88.8%

* This is based on patients treated on this contract for their most recent course of treatment. Figures in italics indicate the base number of FP17s or Patient Questionnaire responses are less than 100. N/A is shown where the base number of responses is less than 10 during the period. % is calculated as Quantity/Base number*100

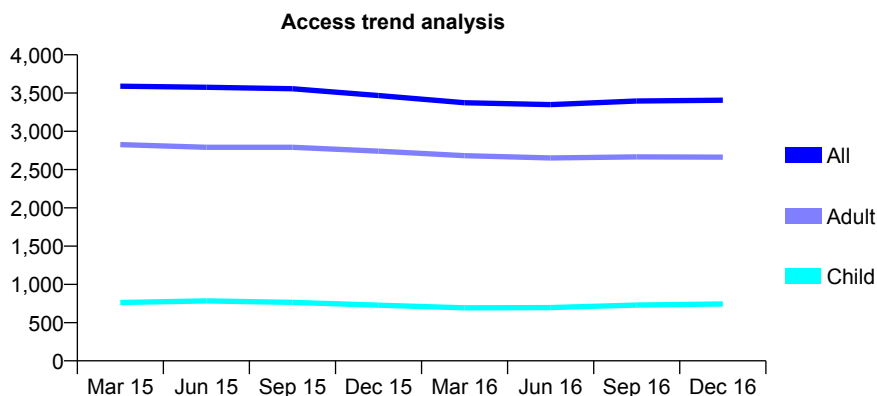
Q69 - Vital Signs At a Glance Contract Report for 221384/0001 - December 2016

Name or company name	MRS AS FASS
Contract type name	GDS Contract
Purpose of contract	General
Contract start date	01/04/2006
Contract end date	

16/17 Contracted general activity (UDA)	7,565
Carry forward general activity (UDA)	-32
16/17 Contracted orthodontic activity (UOA)	0
Carry forward orthodontic activity (UOA)	0
Baseline contract value	£179,797.43

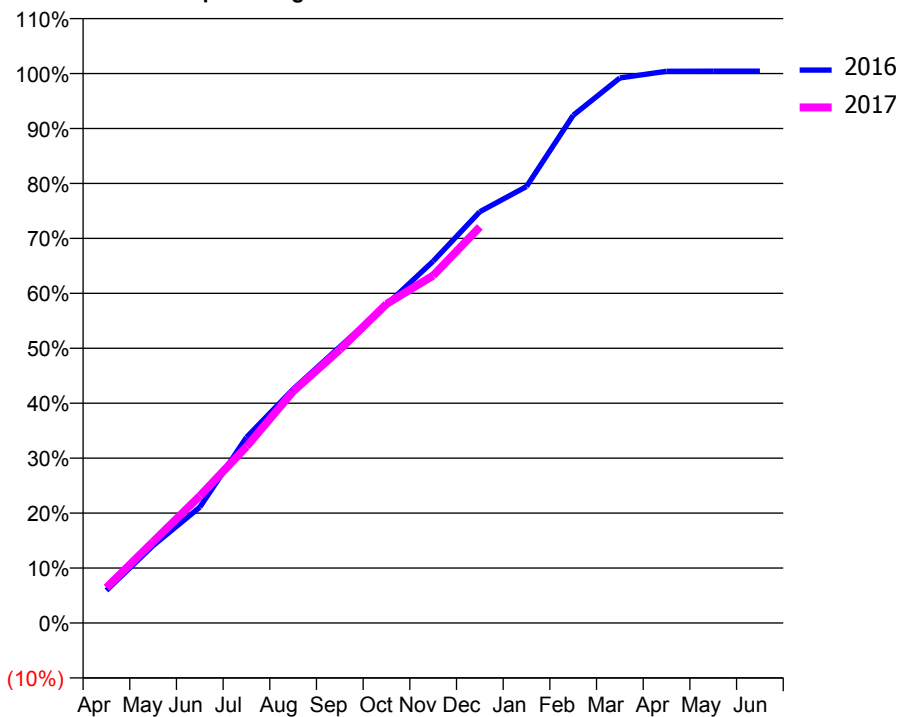
ACCESS*

Patients seen in 24 months	Total	Change since previous quarter
Quarter ending December 2015	3,468	
Quarter ending March 2016	3,374	↓
Quarter ending June 2016	3,349	→
Quarter ending September 2016	3,396	→
Quarter ending December 2016	3,406	→
Variance since December 2015	(1.8%)	↓



ACTIVITY

Cumulative percentage of contracted UDA delivered 2016 & 2017



Month	Adjusted Scheduled Activity (UDA)	
	2016	2017
April	448	487
May	1,065	1,119
June	1,594	1,749
July	2,557	2,428
August	3,219	3,189
September	3,802	3,765
October	4,381	4,393
November	4,981	4,783
December	5,663	5,453
January	6,010	
February	6,991	
March	7,504	
April	7,595	
May	7,597	
June	7,597	

QUALITY

	Quantity	Base Number	Contract	AT	Region	England
% of FP17s for the same patient ID Re-attending within 3 months - Children	27	687	3.9%	12.0%	11.9%	12.4%
% of FP17s for the same patient ID Re-attending within 3 months - Adults	139	2,302	6.0%	15.6%	16.5%	16.6%
% of FP17s for the same patient ID Re-attending between 3 & 9 months - Children	198	687	28.8%	57.2%	60.2%	57.5%
% of FP17s for the same patient ID Re-attending between 3 & 9 months - Adults	789	2,302	34.3%	48.8%	52.0%	50.4%
% of FP17s for Band 1 Urgent Courses	167	2,945	5.7%	9.6%	9.5%	9.1%
% of FP17s Relating to Free Repair or Replacements	25	2,945	0.8%	0.8%	0.7%	0.8%
% of FP17s Relating to Continuations	4	2,945	0.1%	0.9%	1.2%	1.3%
% of Patients satisfied with the dentistry they have received	2	2	N/A	93.5%	92.9%	92.7%
% of Patients satisfied with the time they had to wait for an appointment	2	2	N/A	90.4%	88.8%	88.8%

* This is based on patients treated on this contract for their most recent course of treatment. Figures in italics indicate the base number of FP17s or Patient Questionnaire responses are less than 100. N/A is shown where the base number of responses is less than 10 during the period. % is calculated as Quantity/Base number*100

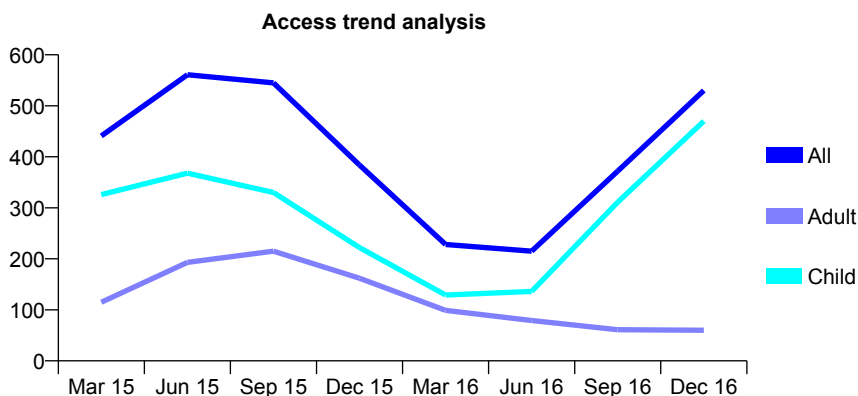
Q69 - Vital Signs At a Glance Contract Report for 230456/0001 - December 2016

Name or company name	Gentle Dental Care 4U
Contract type name	GDS Contract
Purpose of contract	General
Contract start date	01/04/2006
Contract end date	

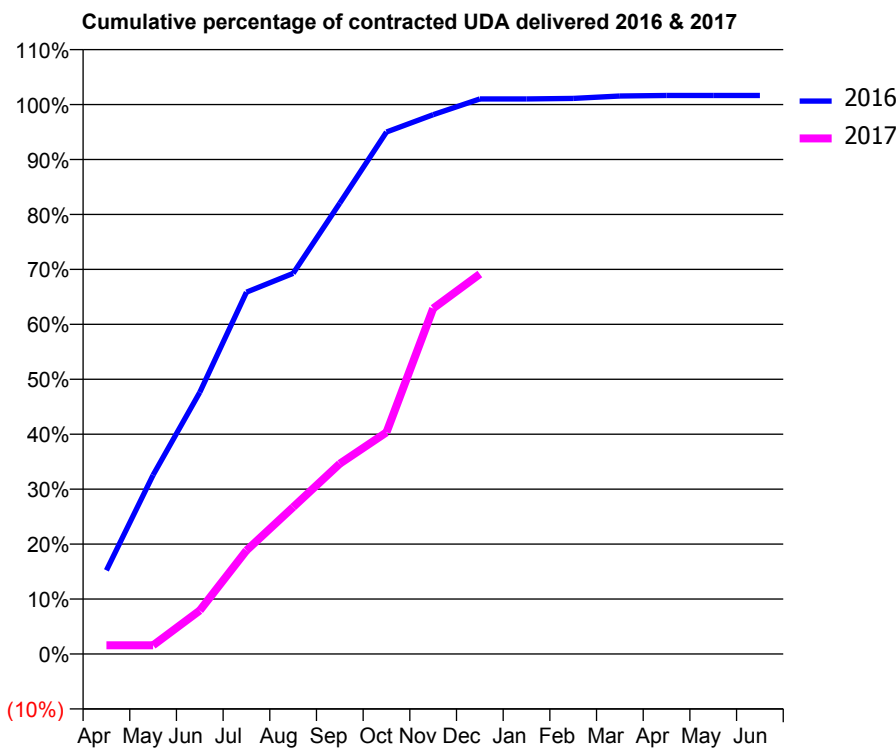
16/17 Contracted general activity (UDA)	950
Carry forward general activity (UDA)	-15
16/17 Contracted orthodontic activity (UOA)	0
Carry forward orthodontic activity (UOA)	0
Baseline contract value	£22,462.89

ACCESS*

Patients seen in 24 months	Total	Change since previous quarter
Quarter ending December 2015	384	
Quarter ending March 2016	228	↓
Quarter ending June 2016	215	↓
Quarter ending September 2016	372	↑
Quarter ending December 2016	530	↑
Variance since December 2015	38.0%	↑



ACTIVITY



Month	Adjusted Scheduled Activity (UDA)	
	2016	2017
April	145	15
May	309	15
June	452	75
July	626	179
August	658	254
September	780	329
October	902	383
November	932	597
December	960	657
January	960	
February	961	
March	965	
April	966	
May	966	
June	966	

QUALITY

	Quantity	Base Number	Contract	AT	Region	England
% of FP17s for the same patient ID Re-attending within 3 months - Children	11	499	2.2%	12.0%	11.9%	12.4%
% of FP17s for the same patient ID Re-attending within 3 months - Adults	0	8	0.0%	15.6%	16.5%	16.6%
% of FP17s for the same patient ID Re-attending between 3 & 9 months - Children	40	499	8.0%	57.2%	60.2%	57.5%
% of FP17s for the same patient ID Re-attending between 3 & 9 months - Adults	0	8	0.0%	48.8%	52.0%	50.4%
% of FP17s for Band 1 Urgent Courses	15	506	3.0%	9.6%	9.5%	9.1%
% of FP17s Relating to Free Repair or Replacements	0	506	0.0%	0.8%	0.7%	0.8%
% of FP17s Relating to Continuations	0	506	0.0%	0.9%	1.2%	1.3%
% of Patients satisfied with the dentistry they have received	0	0	N/A	93.5%	92.9%	92.7%
% of Patients satisfied with the time they had to wait for an appointment	0	0	N/A	90.4%	88.8%	88.8%

* This is based on patients treated on this contract for their most recent course of treatment. Figures in italics indicate the base number of FP17s or Patient Questionnaire responses are less than 100. N/A is shown where the base number of responses is less than 10 during the period. % is calculated as Quantity/Base number*100

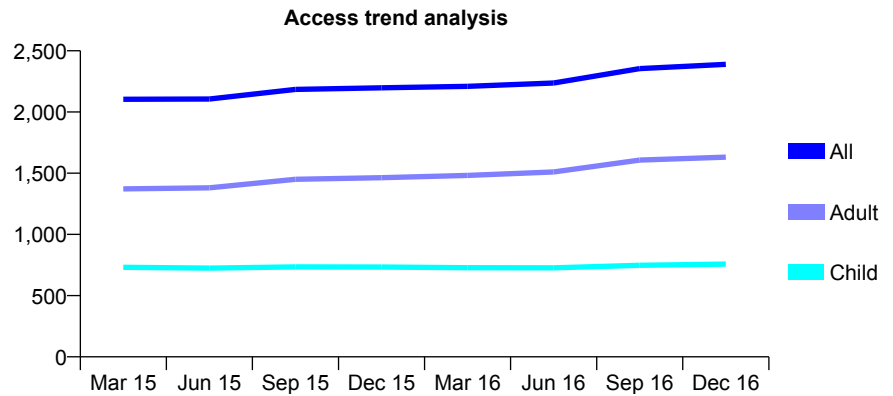
Q69 - Vital Signs At a Glance Contract Report for 231878/0001 - December 2016

Name or company name	MR AF GAON
Contract type name	GDS Contract
Purpose of contract	General
Contract start date	01/04/2006
Contract end date	

16/17 Contracted general activity (UDA)	6,049
Carry forward general activity (UDA)	-87
16/17 Contracted orthodontic activity (UOA)	0
Carry forward orthodontic activity (UOA)	0
Baseline contract value	£175,931.03

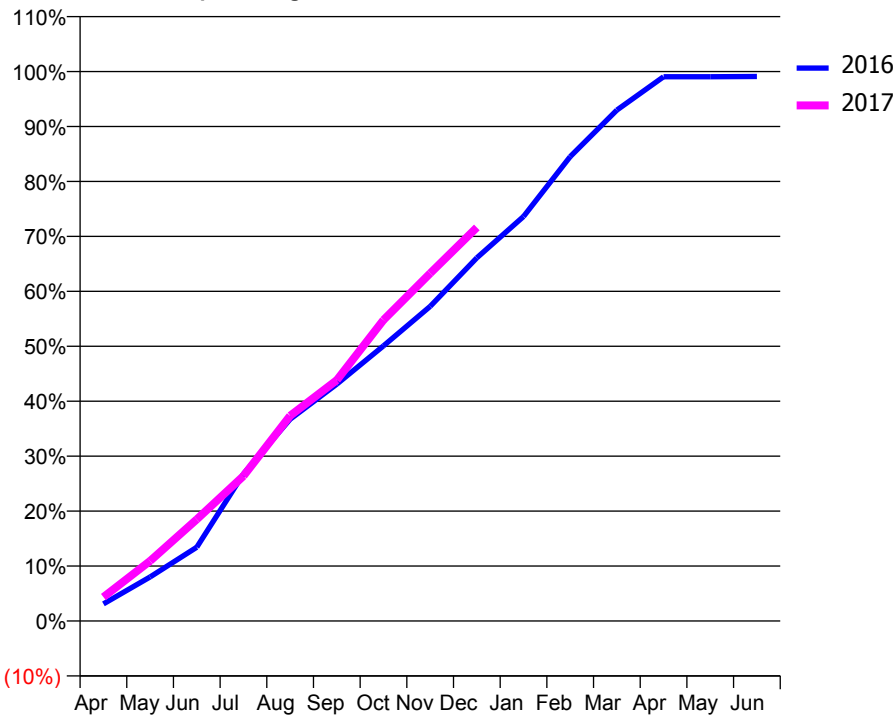
ACCESS*

Patients seen in 24 months	Total	Change since previous quarter
Quarter ending December 2015	2,198	
Quarter ending March 2016	2,210	→
Quarter ending June 2016	2,237	→
Quarter ending September 2016	2,355	↑
Quarter ending December 2016	2,389	→
Variance since December 2015	8.7%	↑



ACTIVITY

Cumulative percentage of contracted UDA delivered 2016 & 2017



Month	Adjusted Scheduled Activity (UDA)	
	2016	2017
April	193	264
May	496	661
June	832	1,120
July	1,658	1,596
August	2,274	2,260
September	2,669	2,652
October	3,100	3,314
November	3,544	3,827
December	4,092	4,332
January	4,557	
February	5,232	
March	5,756	
April	6,132	
May	6,132	
June	6,134	

QUALITY

	Quantity	Base Number	Contract	AT	Region	England
% of FP17s for the same patient ID Re-attending within 3 months - Children	80	920	8.7%	12.0%	11.9%	12.4%
% of FP17s for the same patient ID Re-attending within 3 months - Adults	263	1,811	14.5%	15.6%	16.5%	16.6%
% of FP17s for the same patient ID Re-attending between 3 & 9 months - Children	604	920	65.7%	57.2%	60.2%	57.5%
% of FP17s for the same patient ID Re-attending between 3 & 9 months - Adults	980	1,811	54.1%	48.8%	52.0%	50.4%
% of FP17s for Band 1 Urgent Courses	134	2,502	5.4%	9.6%	9.5%	9.1%
% of FP17s Relating to Free Repair or Replacements	1	2,502	0.0%	0.8%	0.7%	0.8%
% of FP17s Relating to Continuations	18	2,502	0.7%	0.9%	1.2%	1.3%
% of Patients satisfied with the dentistry they have received	2	2	N/A	93.5%	92.9%	92.7%
% of Patients satisfied with the time they had to wait for an appointment	2	2	N/A	90.4%	88.8%	88.8%

* This is based on patients treated on this contract for their most recent course of treatment. Figures in italics indicate the base number of FP17s or Patient Questionnaire responses are less than 100. N/A is shown where the base number of responses is less than 10 during the period. % is calculated as Quantity/Base number*100

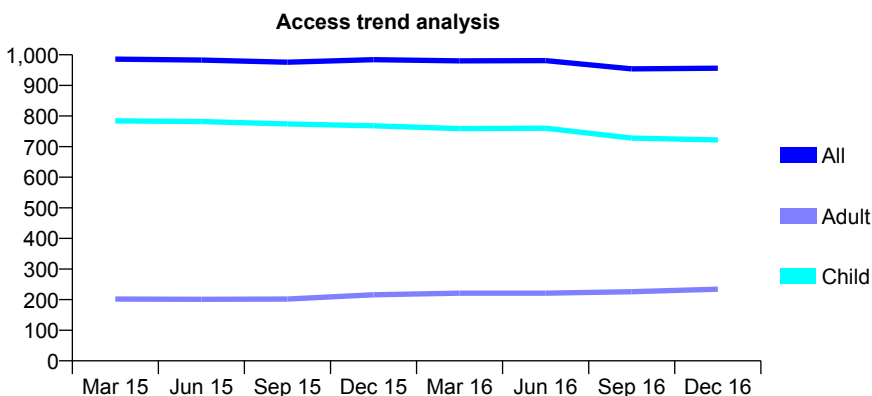
Q69 - Vital Signs At a Glance Contract Report for 233269/0001 - December 2016

Name or company name	MR JD BARLOW
Contract type name	GDS Contract
Purpose of contract	General
Contract start date	01/04/2006
Contract end date	

16/17 Contracted general activity (UDA)	1,471
Carry forward general activity (UDA)	-29
16/17 Contracted orthodontic activity (UOA)	0
Carry forward orthodontic activity (UOA)	0
Baseline contract value	£32,316.59

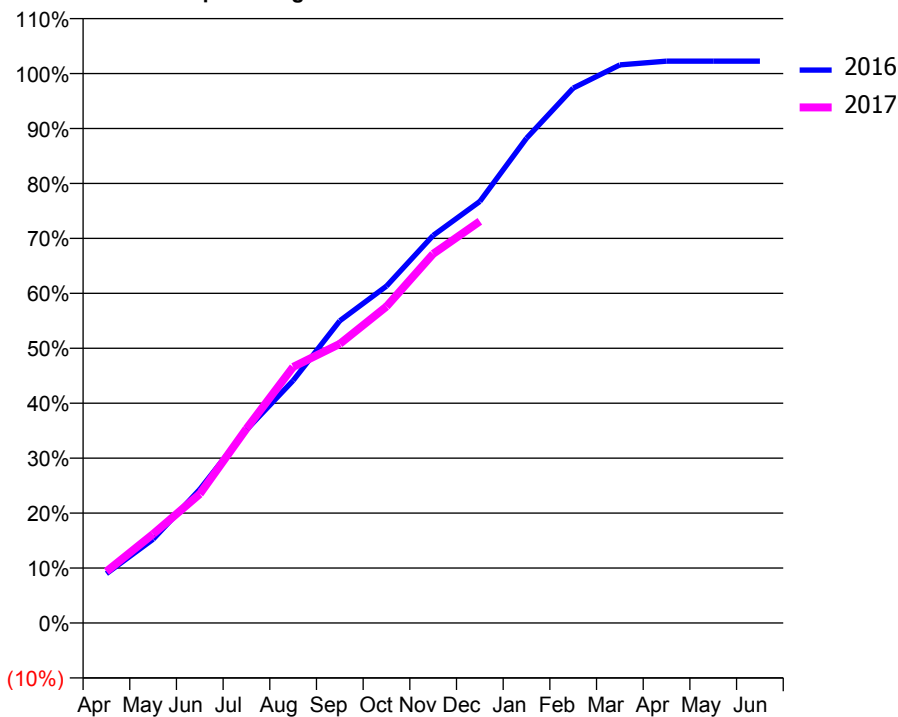
ACCESS*

Patients seen in 24 months	Total	Change since previous quarter
Quarter ending December 2015	984	
Quarter ending March 2016	980	→
Quarter ending June 2016	981	→
Quarter ending September 2016	954	↓
Quarter ending December 2016	956	→
Variance since December 2015	(2.8%)	↓



ACTIVITY

Cumulative percentage of contracted UDA delivered 2016 & 2017



Month	Adjusted Scheduled Activity (UDA)	
	2016	2017
April	132	138
May	224	238
June	358	345
July	517	520
August	649	685
September	809	747
October	902	847
November	1,038	988
December	1,129	1,075
January	1,298	
February	1,432	
March	1,494	
April	1,504	
May	1,504	
June	1,504	

QUALITY

	Quantity	Base Number	Contract	AT	Region	England
% of FP17s for the same patient ID Re-attending within 3 months - Children	19	729	2.6%	12.0%	11.9%	12.4%
% of FP17s for the same patient ID Re-attending within 3 months - Adults	3	114	2.6%	15.6%	16.5%	16.6%
% of FP17s for the same patient ID Re-attending between 3 & 9 months - Children	398	729	54.6%	57.2%	60.2%	57.5%
% of FP17s for the same patient ID Re-attending between 3 & 9 months - Adults	45	114	39.5%	48.8%	52.0%	50.4%
% of FP17s for Band 1 Urgent Courses	12	837	1.4%	9.6%	9.5%	9.1%
% of FP17s Relating to Free Repair or Replacements	0	837	0.0%	0.8%	0.7%	0.8%
% of FP17s Relating to Continuations	3	837	0.4%	0.9%	1.2%	1.3%
% of Patients satisfied with the dentistry they have received	0	0	N/A	93.5%	92.9%	92.7%
% of Patients satisfied with the time they had to wait for an appointment	0	0	N/A	90.4%	88.8%	88.8%

* This is based on patients treated on this contract for their most recent course of treatment. Figures in italics indicate the base number of FP17s or Patient Questionnaire responses are less than 100. N/A is shown where the base number of responses is less than 10 during the period. % is calculated as Quantity/Base number*100

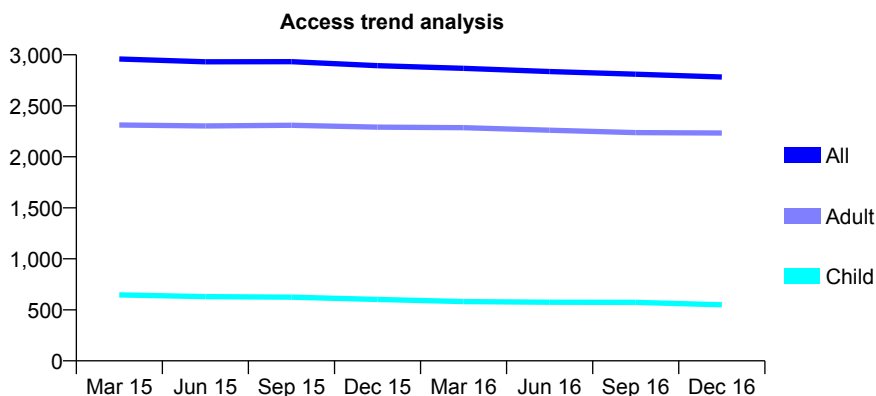
Q69 - Vital Signs At a Glance Contract Report for 234907/0001 - December 2016

Name or company name	MRS SV TAFFT
Contract type name	GDS Contract
Purpose of contract	General
Contract start date	01/04/2006
Contract end date	

16/17 Contracted general activity (UDA)	8,926
Carry forward general activity (UDA)	8
16/17 Contracted orthodontic activity (UOA)	0
Carry forward orthodontic activity (UOA)	0
Baseline contract value	£210,994.23

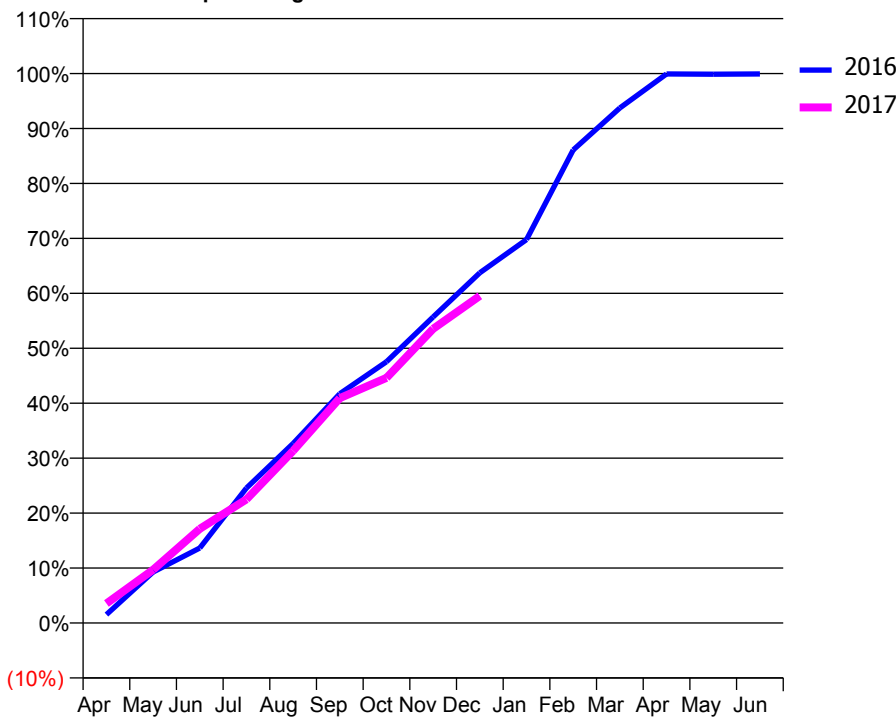
ACCESS*

Patients seen in 24 months	Total	Change since previous quarter
Quarter ending December 2015	2,893	
Quarter ending March 2016	2,867	→
Quarter ending June 2016	2,836	↓
Quarter ending September 2016	2,810	→
Quarter ending December 2016	2,783	→
Variance since December 2015	(3.8%)	↓



ACTIVITY

Cumulative percentage of contracted UDA delivered 2016 & 2017



Month	Adjusted Scheduled Activity (UDA)	
	2016	2017
April	139	317
May	829	864
June	1,218	1,531
July	2,193	2,010
August	2,916	2,796
September	3,724	3,652
October	4,244	3,981
November	4,973	4,779
December	5,690	5,314
January	6,230	
February	7,684	
March	8,367	
April	8,918	
May	8,915	
June	8,919	

QUALITY

	Quantity	Base Number	Contract	AT	Region	England
% of FP17s for the same patient ID Re-attending within 3 months - Children	58	668	8.7%	12.0%	11.9%	12.4%
% of FP17s for the same patient ID Re-attending within 3 months - Adults	269	2,512	10.7%	15.6%	16.5%	16.6%
% of FP17s for the same patient ID Re-attending between 3 & 9 months - Children	448	668	67.1%	57.2%	60.2%	57.5%
% of FP17s for the same patient ID Re-attending between 3 & 9 months - Adults	1,779	2,512	70.8%	48.8%	52.0%	50.4%
% of FP17s for Band 1 Urgent Courses	107	2,960	3.6%	9.6%	9.5%	9.1%
% of FP17s Relating to Free Repair or Replacements	13	2,960	0.4%	0.8%	0.7%	0.8%
% of FP17s Relating to Continuations	34	2,960	1.1%	0.9%	1.2%	1.3%
% of Patients satisfied with the dentistry they have received	4	4	N/A	93.5%	92.9%	92.7%
% of Patients satisfied with the time they had to wait for an appointment	4	4	N/A	90.4%	88.8%	88.8%

* This is based on patients treated on this contract for their most recent course of treatment. Figures in italics indicate the base number of FP17s or Patient Questionnaire responses are less than 100. N/A is shown where the base number of responses is less than 10 during the period. % is calculated as Quantity/Base number*100

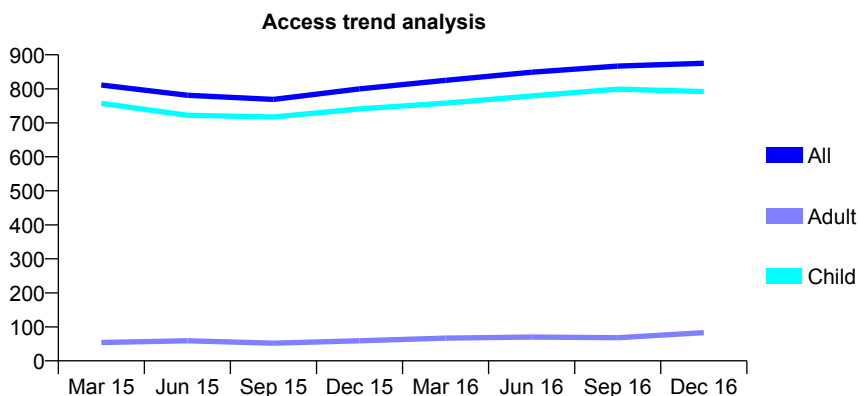
Q69 - Vital Signs At a Glance Contract Report for 235849/0001 - December 2016

Name or company name	MR JM BROWN
Contract type name	GDS Contract
Purpose of contract	General
Contract start date	01/04/2006
Contract end date	

16/17 Contracted general activity (UDA)	1,254
Carry forward general activity (UDA)	-25
16/17 Contracted orthodontic activity (UOA)	0
Carry forward orthodontic activity (UOA)	0
Baseline contract value	£23,360.96

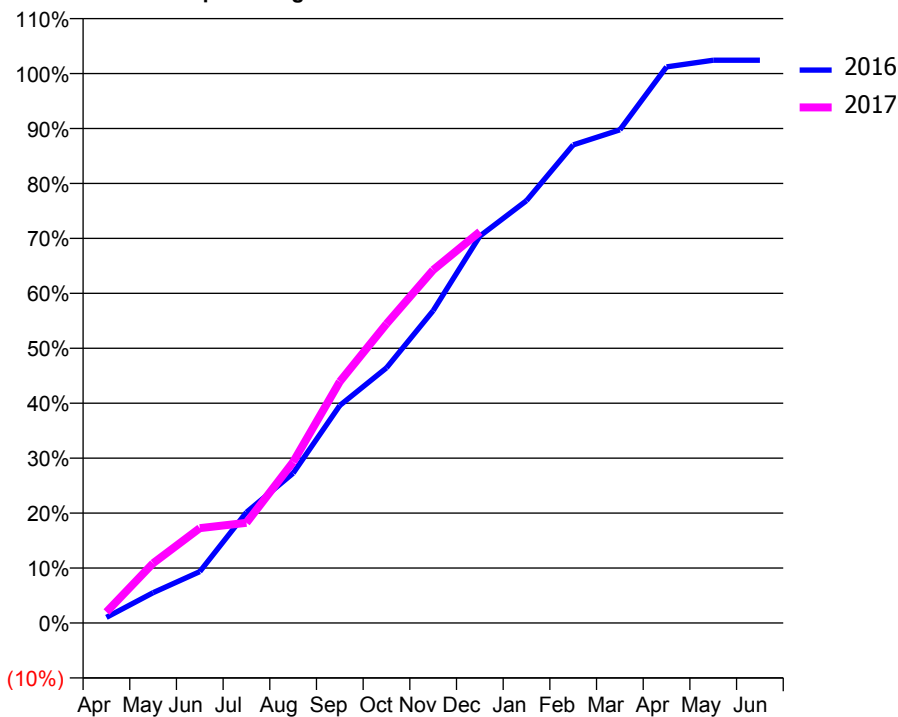
ACCESS*

Patients seen in 24 months	Total	Change since previous quarter
Quarter ending December 2015	800	
Quarter ending March 2016	825	↑
Quarter ending June 2016	849	↑
Quarter ending September 2016	867	↑
Quarter ending December 2016	875	→
Variance since December 2015	9.4%	↑



ACTIVITY

Cumulative percentage of contracted UDA delivered 2016 & 2017



Month	Adjusted Scheduled Activity (UDA)	
	2016	2017
April	13	25
May	69	136
June	117	217
July	253	229
August	342	368
September	497	551
October	582	683
November	713	806
December	883	893
January	964	
February	1,091	
March	1,126	
April	1,269	
May	1,284	
June	1,284	

QUALITY

	Quantity	Base Number	Contract	AT	Region	England
% of FP17s for the same patient ID Re-attending within 3 months - Children	38	902	4.2%	12.0%	11.9%	12.4%
% of FP17s for the same patient ID Re-attending within 3 months - Adults	0	0	N/A	15.6%	16.5%	16.6%
% of FP17s for the same patient ID Re-attending between 3 & 9 months - Children	527	902	58.4%	57.2%	60.2%	57.5%
% of FP17s for the same patient ID Re-attending between 3 & 9 months - Adults	0	0	N/A	48.8%	52.0%	50.4%
% of FP17s for Band 1 Urgent Courses	30	770	3.9%	9.6%	9.5%	9.1%
% of FP17s Relating to Free Repair or Replacements	0	770	0.0%	0.8%	0.7%	0.8%
% of FP17s Relating to Continuations	0	770	0.0%	0.9%	1.2%	1.3%
% of Patients satisfied with the dentistry they have received	0	0	N/A	93.5%	92.9%	92.7%
% of Patients satisfied with the time they had to wait for an appointment	0	0	N/A	90.4%	88.8%	88.8%

* This is based on patients treated on this contract for their most recent course of treatment. Figures in italics indicate the base number of FP17s or Patient Questionnaire responses are less than 100. N/A is shown where the base number of responses is less than 10 during the period. % is calculated as Quantity/Base number*100

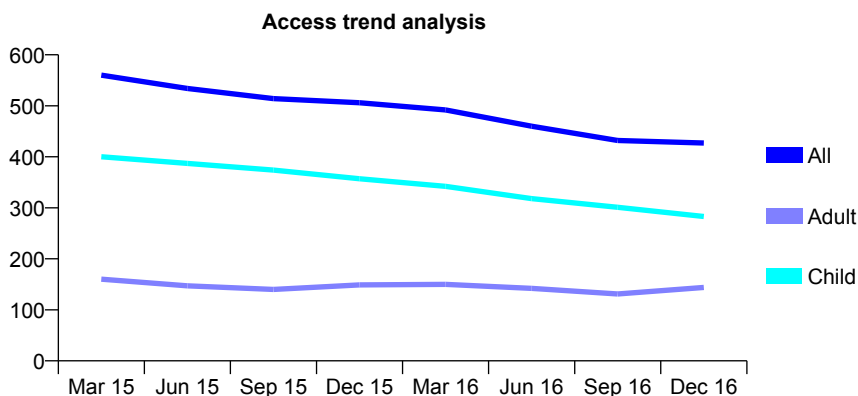
Q69 - Vital Signs At a Glance Contract Report for 237558/0001 - December 2016

Name or company name	MR AS TIERNEY
Contract type name	GDS Contract
Purpose of contract	General
Contract start date	02/07/2012
Contract end date	

16/17 Contracted general activity (UDA)	938
Carry forward general activity (UDA)	0
16/17 Contracted orthodontic activity (UOA)	0
Carry forward orthodontic activity (UOA)	0
Baseline contract value	£16,865.06

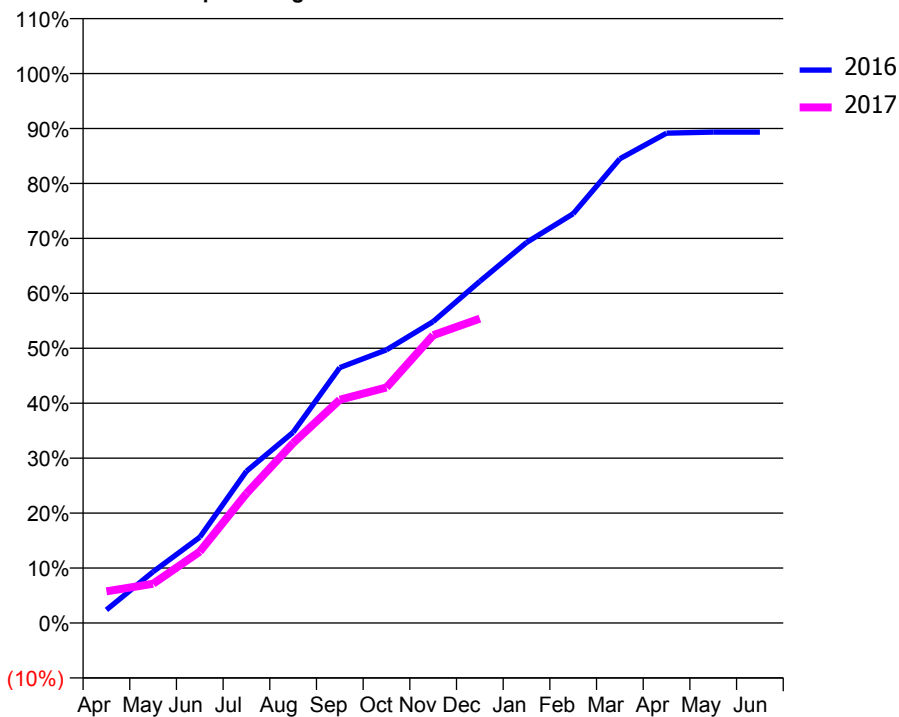
ACCESS*

Patients seen in 24 months	Total	Change since previous quarter
Quarter ending December 2015	506	
Quarter ending March 2016	492	↓
Quarter ending June 2016	460	↓
Quarter ending September 2016	432	↓
Quarter ending December 2016	427	↓
Variance since December 2015	(15.6%)	↓



ACTIVITY

Cumulative percentage of contracted UDA delivered 2016 & 2017



Month	Adjusted Scheduled Activity (UDA)	
	2016	2017
April	25	54
May	98	67
June	164	122
July	290	221
August	365	307
September	488	381
October	522	402
November	576	491
December	653	520
January	727	
February	782	
March	887	
April	936	
May	938	
June	938	

QUALITY

	Quantity	Base Number	Contract	AT	Region	England
% of FP17s for the same patient ID Re-attending within 3 months - Children	22	356	6.2%	12.0%	11.9%	12.4%
% of FP17s for the same patient ID Re-attending within 3 months - Adults	3	62	4.8%	15.6%	16.5%	16.6%
% of FP17s for the same patient ID Re-attending between 3 & 9 months - Children	264	356	74.2%	57.2%	60.2%	57.5%
% of FP17s for the same patient ID Re-attending between 3 & 9 months - Adults	51	62	82.3%	48.8%	52.0%	50.4%
% of FP17s for Band 1 Urgent Courses	3	377	0.8%	9.6%	9.5%	9.1%
% of FP17s Relating to Free Repair or Replacements	0	377	0.0%	0.8%	0.7%	0.8%
% of FP17s Relating to Continuations	0	377	0.0%	0.9%	1.2%	1.3%
% of Patients satisfied with the dentistry they have received	0	0	N/A	93.5%	92.9%	92.7%
% of Patients satisfied with the time they had to wait for an appointment	0	0	N/A	90.4%	88.8%	88.8%

* This is based on patients treated on this contract for their most recent course of treatment. Figures in italics indicate the base number of FP17s or Patient Questionnaire responses are less than 100. N/A is shown where the base number of responses is less than 10 during the period. % is calculated as Quantity/Base number*100

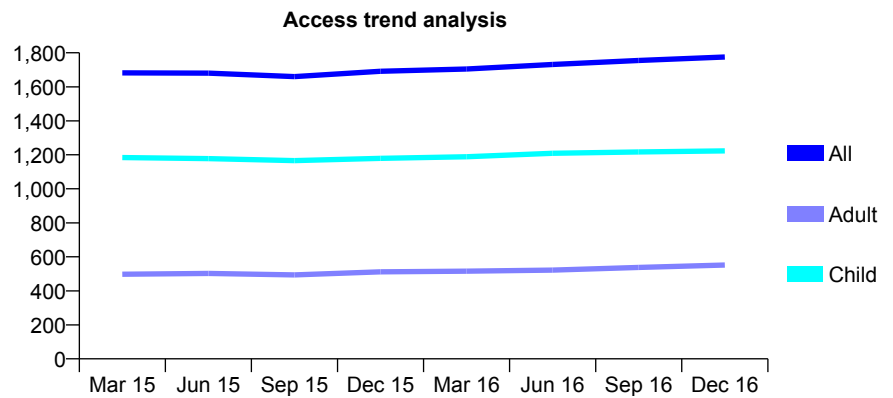
Q69 - Vital Signs At a Glance Contract Report for 237620/0001 - December 2016

Name or company name	MISS NJ BEARDSLEY
Contract type name	GDS Contract
Purpose of contract	General
Contract start date	01/04/2006
Contract end date	

16/17 Contracted general activity (UDA)	5,732
Carry forward general activity (UDA)	0
16/17 Contracted orthodontic activity (UOA)	0
Carry forward orthodontic activity (UOA)	0
Baseline contract value	£147,970.69

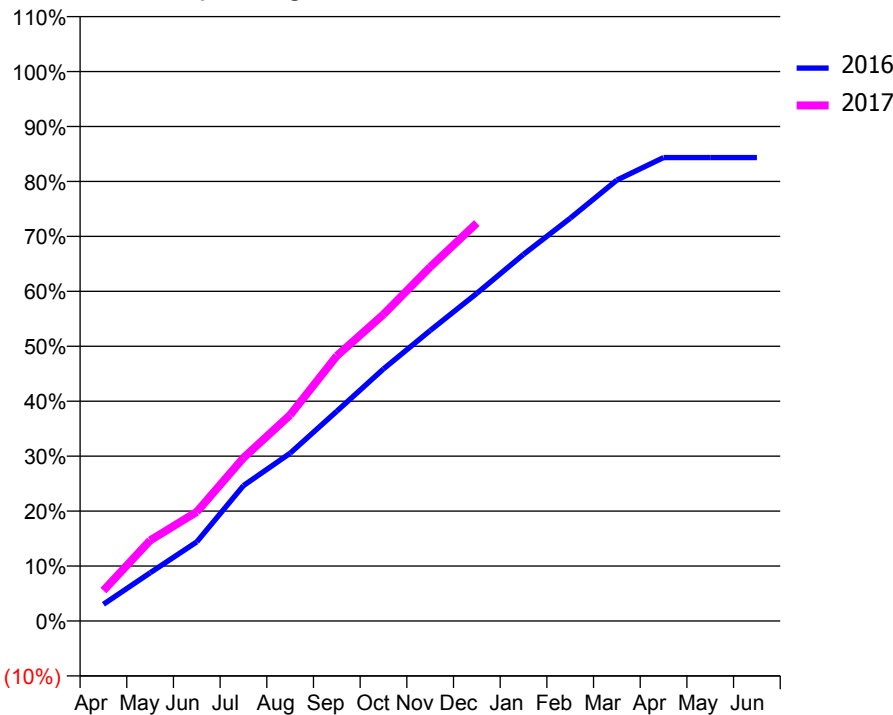
ACCESS*

Patients seen in 24 months	Total	Change since previous quarter
Quarter ending December 2015	1,691	
Quarter ending March 2016	1,705	→
Quarter ending June 2016	1,731	→
Quarter ending September 2016	1,755	→
Quarter ending December 2016	1,775	→
Variance since December 2015	5.0%	↑



ACTIVITY

Cumulative percentage of contracted UDA delivered 2016 & 2017



Month	Adjusted Scheduled Activity (UDA)	
	2016	2017
April	207	318
May	597	841
June	979	1,138
July	1,675	1,701
August	2,075	2,150
September	2,595	2,766
October	3,118	3,198
November	3,592	3,692
December	4,053	4,152
January	4,534	
February	4,982	
March	5,453	
April	5,731	
May	5,731	
June	5,731	

QUALITY

	Quantity	Base Number	Contract	AT	Region	England
% of FP17s for the same patient ID Re-attending within 3 months - Children	139	1,636	8.5%	12.0%	11.9%	12.4%
% of FP17s for the same patient ID Re-attending within 3 months - Adults	68	553	12.3%	15.6%	16.5%	16.6%
% of FP17s for the same patient ID Re-attending between 3 & 9 months - Children	1,058	1,636	64.7%	57.2%	60.2%	57.5%
% of FP17s for the same patient ID Re-attending between 3 & 9 months - Adults	341	553	61.7%	48.8%	52.0%	50.4%
% of FP17s for Band 1 Urgent Courses	58	2,056	2.8%	9.6%	9.5%	9.1%
% of FP17s Relating to Free Repair or Replacements	1	2,056	0.0%	0.8%	0.7%	0.8%
% of FP17s Relating to Continuations	6	2,056	0.3%	0.9%	1.2%	1.3%
% of Patients satisfied with the dentistry they have received	3	3	N/A	93.5%	92.9%	92.7%
% of Patients satisfied with the time they had to wait for an appointment	3	3	N/A	90.4%	88.8%	88.8%

* This is based on patients treated on this contract for their most recent course of treatment. Figures in italics indicate the base number of FP17s or Patient Questionnaire responses are less than 100. N/A is shown where the base number of responses is less than 10 during the period. % is calculated as Quantity/Base number*100

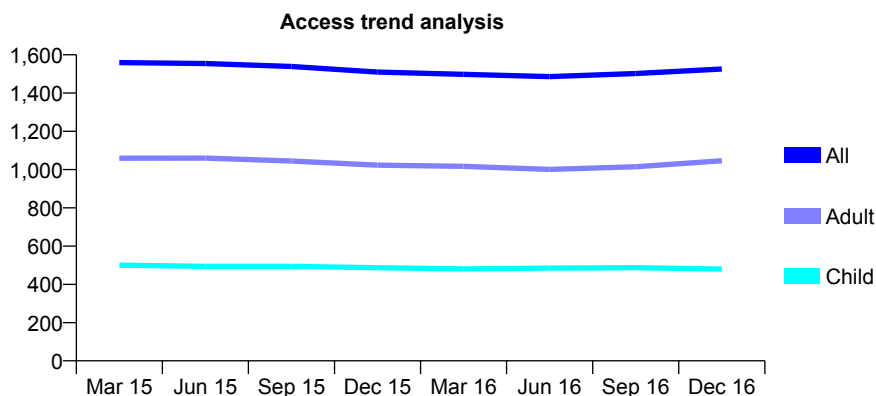
Q69 - Vital Signs At a Glance Contract Report for 238082/0001 - December 2016

Name or company name	MR SK GRAY
Contract type name	GDS Contract
Purpose of contract	General
Contract start date	01/04/2006
Contract end date	

16/17 Contracted general activity (UDA)	3,750
Carry forward general activity (UDA)	0
16/17 Contracted orthodontic activity (UOA)	0
Carry forward orthodontic activity (UOA)	0
Baseline contract value	£88,675.66

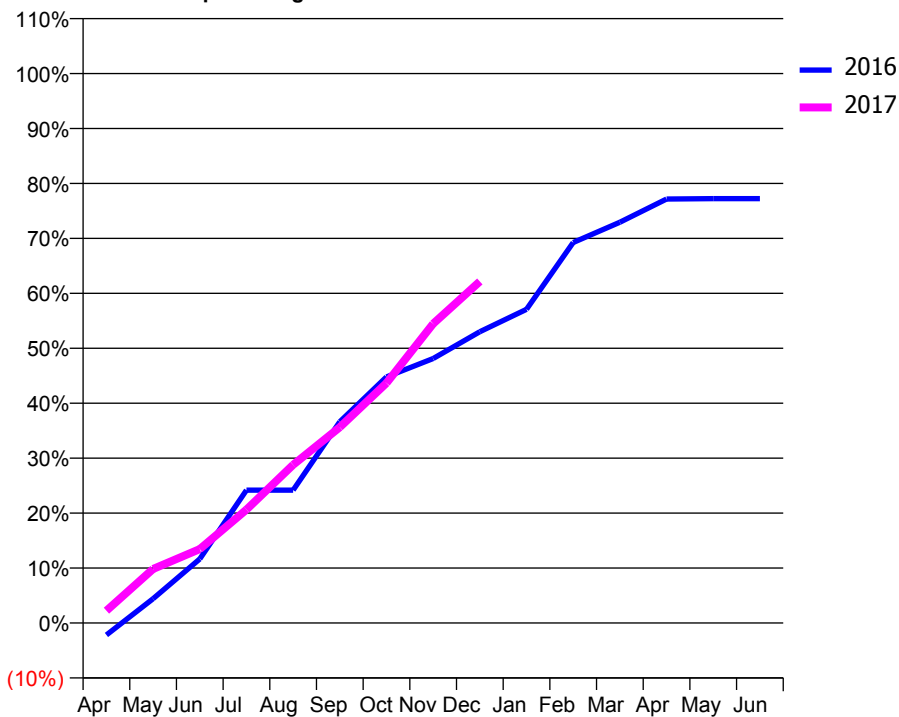
ACCESS*

Patients seen in 24 months	Total	Change since previous quarter
Quarter ending December 2015	1,510	
Quarter ending March 2016	1,498	→
Quarter ending June 2016	1,486	→
Quarter ending September 2016	1,502	→
Quarter ending December 2016	1,526	→
Variance since December 2015	1.1%	→



ACTIVITY

Cumulative percentage of contracted UDA delivered 2016 & 2017



Month	Adjusted Scheduled Activity (UDA)	
	2016	2017
April	-82	84
May	166	369
June	437	505
July	907	774
August	907	1,080
September	1,374	1,337
October	1,680	1,637
November	1,805	2,042
December	1,988	2,331
January	2,141	
February	2,596	
March	2,735	
April	2,894	
May	2,896	
June	2,896	

QUALITY

	Quantity	Base Number	Contract	AT	Region	England
% of FP17s for the same patient ID Re-attending within 3 months - Children	17	511	3.3%	12.0%	11.9%	12.4%
% of FP17s for the same patient ID Re-attending within 3 months - Adults	88	997	8.8%	15.6%	16.5%	16.6%
% of FP17s for the same patient ID Re-attending between 3 & 9 months - Children	294	511	57.5%	57.2%	60.2%	57.5%
% of FP17s for the same patient ID Re-attending between 3 & 9 months - Adults	523	997	52.5%	48.8%	52.0%	50.4%
% of FP17s for Band 1 Urgent Courses	50	1,419	3.5%	9.6%	9.5%	9.1%
% of FP17s Relating to Free Repair or Replacements	12	1,419	0.8%	0.8%	0.7%	0.8%
% of FP17s Relating to Continuations	3	1,419	0.2%	0.9%	1.2%	1.3%
% of Patients satisfied with the dentistry they have received	4	4	N/A	93.5%	92.9%	92.7%
% of Patients satisfied with the time they had to wait for an appointment	4	4	N/A	90.4%	88.8%	88.8%

* This is based on patients treated on this contract for their most recent course of treatment. Figures in italics indicate the base number of FP17s or Patient Questionnaire responses are less than 100. N/A is shown where the base number of responses is less than 10 during the period. % is calculated as Quantity/Base number*100

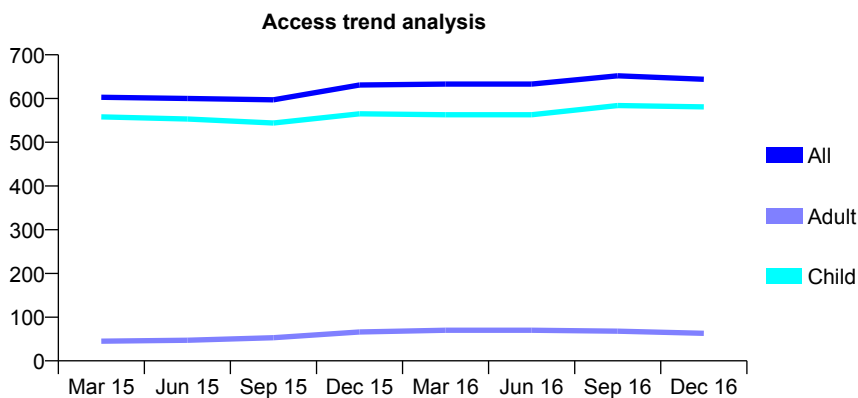
Q69 - Vital Signs At a Glance Contract Report for 239275/0001 - December 2016

Name or company name	MR EP HEMS
Contract type name	GDS Contract
Purpose of contract	General
Contract start date	01/04/2006
Contract end date	

16/17 Contracted general activity (UDA)	870
Carry forward general activity (UDA)	-17
16/17 Contracted orthodontic activity (UOA)	0
Carry forward orthodontic activity (UOA)	0
Baseline contract value	£20,566.29

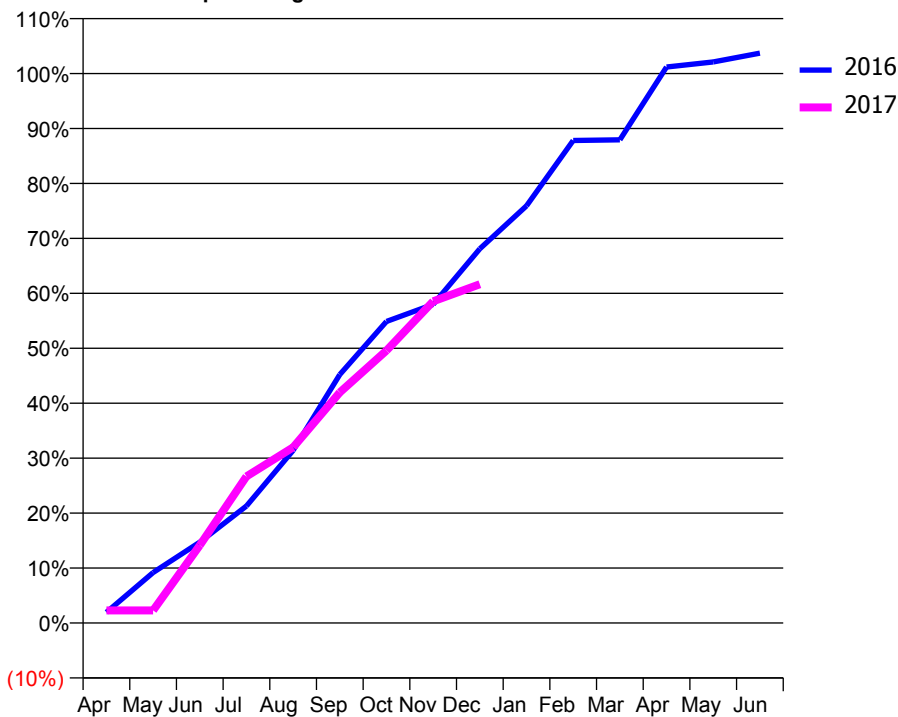
ACCESS*

Patients seen in 24 months	Total	Change since previous quarter
Quarter ending December 2015	631	
Quarter ending March 2016	633	→
Quarter ending June 2016	633	→
Quarter ending September 2016	652	↑
Quarter ending December 2016	644	↓
Variance since December 2015	2.1%	↑



ACTIVITY

Cumulative percentage of contracted UDA delivered 2016 & 2017



Month	Adjusted Scheduled Activity (UDA)	
	2016	2017
April	17	20
May	80	20
June	128	123
July	185	232
August	273	278
September	393	365
October	477	431
November	504	509
December	593	536
January	661	
February	764	
March	765	
April	880	
May	888	
June	902	

QUALITY

	Quantity	Base Number	Contract	AT	Region	England
% of FP17s for the same patient ID Re-attending within 3 months - Children	44	984	4.5%	12.0%	11.9%	12.4%
% of FP17s for the same patient ID Re-attending within 3 months - Adults	0	5	0.0%	15.6%	16.5%	16.6%
% of FP17s for the same patient ID Re-attending between 3 & 9 months - Children	461	984	46.8%	57.2%	60.2%	57.5%
% of FP17s for the same patient ID Re-attending between 3 & 9 months - Adults	0	5	0.0%	48.8%	52.0%	50.4%
% of FP17s for Band 1 Urgent Courses	2	386	0.5%	9.6%	9.5%	9.1%
% of FP17s Relating to Free Repair or Replacements	0	386	0.0%	0.8%	0.7%	0.8%
% of FP17s Relating to Continuations	3	386	0.8%	0.9%	1.2%	1.3%
% of Patients satisfied with the dentistry they have received	0	0	N/A	93.5%	92.9%	92.7%
% of Patients satisfied with the time they had to wait for an appointment	0	0	N/A	90.4%	88.8%	88.8%

* This is based on patients treated on this contract for their most recent course of treatment. Figures in italics indicate the base number of FP17s or Patient Questionnaire responses are less than 100. N/A is shown where the base number of responses is less than 10 during the period. % is calculated as Quantity/Base number*100

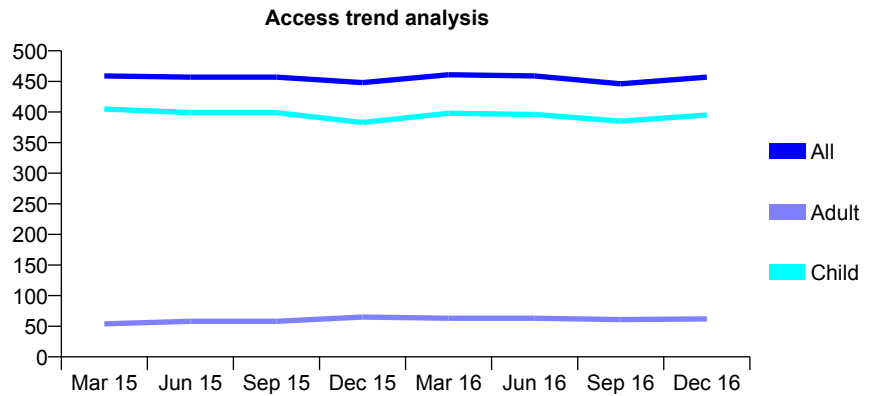
Q69 - Vital Signs At a Glance Contract Report for 244287/0001 - December 2016

Name or company name	MR CR HARRIS
Contract type name	GDS Contract
Purpose of contract	General
Contract start date	01/04/2006
Contract end date	

16/17 Contracted general activity (UDA)	1,083
Carry forward general activity (UDA)	-8
16/17 Contracted orthodontic activity (UOA)	0
Carry forward orthodontic activity (UOA)	0
Baseline contract value	£23,211.73

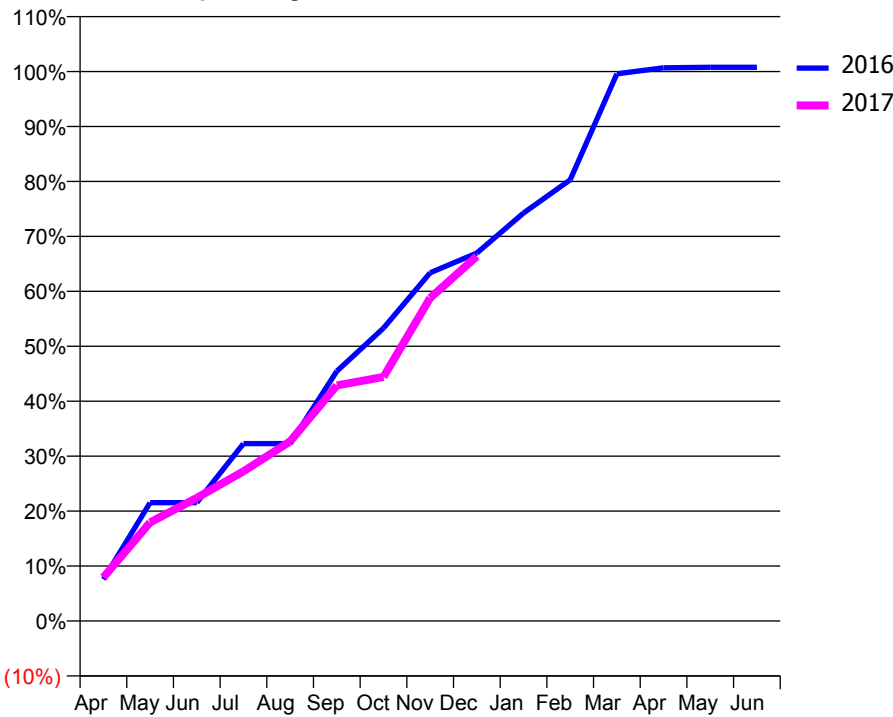
ACCESS*

Patients seen in 24 months	Total	Change since previous quarter
Quarter ending December 2015	448	
Quarter ending March 2016	461	↑
Quarter ending June 2016	459	→
Quarter ending September 2016	446	↓
Quarter ending December 2016	457	↑
Variance since December 2015	2.0%	↑



ACTIVITY

Cumulative percentage of contracted UDA delivered 2016 & 2017



Month	Adjusted Scheduled Activity (UDA)	
	2016	2017
April	82	86
May	233	194
June	233	243
July	350	295
August	350	354
September	492	464
October	577	481
November	686	637
December	725	719
January	804	
February	869	
March	1,078	
April	1,090	
May	1,091	
June	1,091	

QUALITY

	Quantity	Base Number	Contract	AT	Region	England
% of FP17s for the same patient ID Re-attending within 3 months - Children	36	465	7.7%	12.0%	11.9%	12.4%
% of FP17s for the same patient ID Re-attending within 3 months - Adults	0	32	0.0%	15.6%	16.5%	16.6%
% of FP17s for the same patient ID Re-attending between 3 & 9 months - Children	318	465	68.4%	57.2%	60.2%	57.5%
% of FP17s for the same patient ID Re-attending between 3 & 9 months - Adults	24	32	75.0%	48.8%	52.0%	50.4%
% of FP17s for Band 1 Urgent Courses	10	488	2.0%	9.6%	9.5%	9.1%
% of FP17s Relating to Free Repair or Replacements	0	488	0.0%	0.8%	0.7%	0.8%
% of FP17s Relating to Continuations	2	488	0.4%	0.9%	1.2%	1.3%
% of Patients satisfied with the dentistry they have received	1	1	N/A	93.5%	92.9%	92.7%
% of Patients satisfied with the time they had to wait for an appointment	1	1	N/A	90.4%	88.8%	88.8%

* This is based on patients treated on this contract for their most recent course of treatment. Figures in italics indicate the base number of FP17s or Patient Questionnaire responses are less than 100. N/A is shown where the base number of responses is less than 10 during the period. % is calculated as Quantity/Base number*100

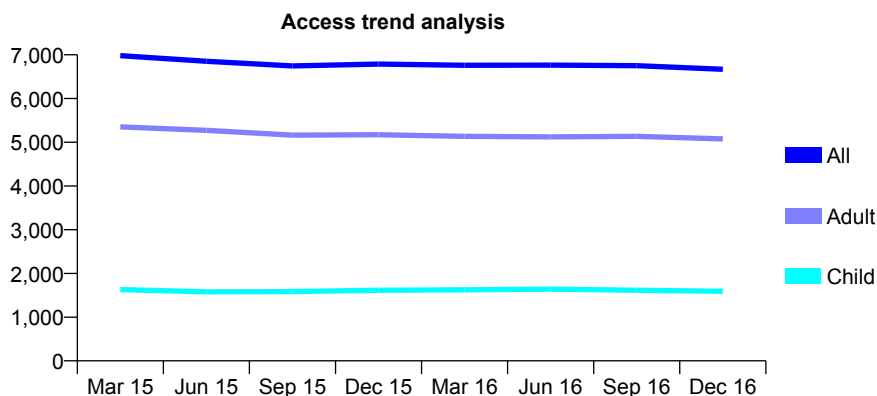
Q69 - Vital Signs At a Glance Contract Report for 250511/0001 - December 2016

Name or company name	MR BS DEGUN
Contract type name	GDS Contract
Purpose of contract	General
Contract start date	01/04/2006
Contract end date	

16/17 Contracted general activity (UDA)	21,463
Carry forward general activity (UDA)	-193
16/17 Contracted orthodontic activity (UOA)	0
Carry forward orthodontic activity (UOA)	0
Baseline contract value	£536,256.61

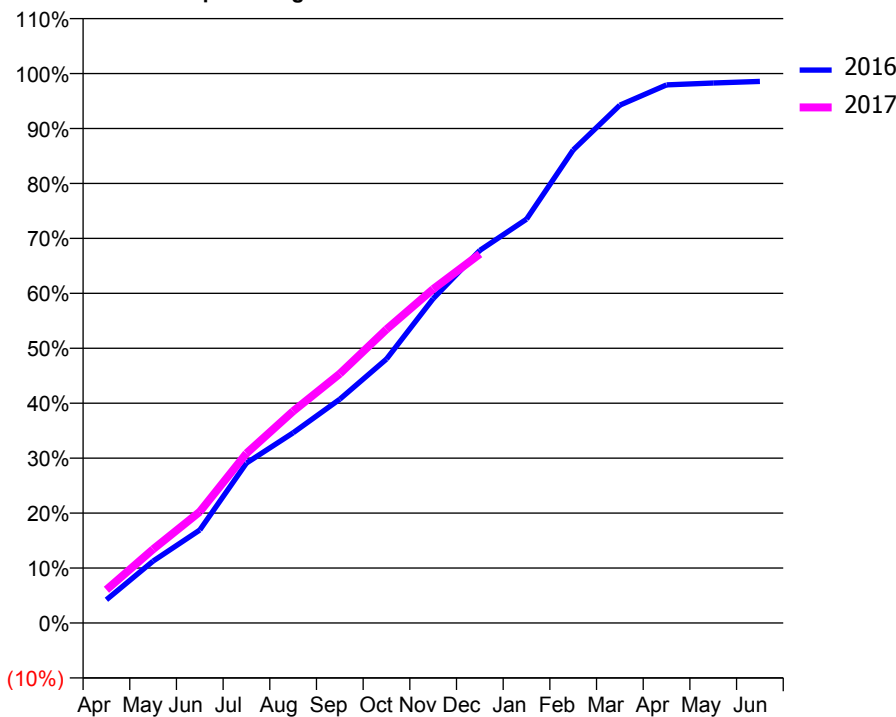
ACCESS*

Patients seen in 24 months	Total	Change since previous quarter
Quarter ending December 2015	6,787	
Quarter ending March 2016	6,761	→
Quarter ending June 2016	6,764	→
Quarter ending September 2016	6,751	→
Quarter ending December 2016	6,670	↓
Variance since December 2015	(1.7%)	↓



ACTIVITY

Cumulative percentage of contracted UDA delivered 2016 & 2017



Month	Adjusted Scheduled Activity (UDA)	
	2016	2017
April	932	1,302
May	2,476	2,885
June	3,716	4,346
July	6,394	6,629
August	7,607	8,274
September	8,948	9,735
October	10,552	11,473
November	12,968	13,044
December	14,898	14,414
January	16,144	
February	18,911	
March	20,702	
April	21,510	
May	21,588	
June	21,651	

QUALITY

	Quantity	Base Number	Contract	AT	Region	England
% of FP17s for the same patient ID Re-attending within 3 months - Children	154	1,694	9.1%	12.0%	11.9%	12.4%
% of FP17s for the same patient ID Re-attending within 3 months - Adults	603	4,583	13.2%	15.6%	16.5%	16.6%
% of FP17s for the same patient ID Re-attending between 3 & 9 months - Children	844	1,694	49.8%	57.2%	60.2%	57.5%
% of FP17s for the same patient ID Re-attending between 3 & 9 months - Adults	2,108	4,583	46.0%	48.8%	52.0%	50.4%
% of FP17s for Band 1 Urgent Courses	495	5,931	8.3%	9.6%	9.5%	9.1%
% of FP17s Relating to Free Repair or Replacements	29	5,931	0.5%	0.8%	0.7%	0.8%
% of FP17s Relating to Continuations	56	5,931	0.9%	0.9%	1.2%	1.3%
% of Patients satisfied with the dentistry they have received	17	17	100.0%	93.5%	92.9%	92.7%
% of Patients satisfied with the time they had to wait for an appointment	17	17	100.0%	90.4%	88.8%	88.8%

* This is based on patients treated on this contract for their most recent course of treatment. Figures in italics indicate the base number of FP17s or Patient Questionnaire responses are less than 100. N/A is shown where the base number of responses is less than 10 during the period. % is calculated as Quantity/Base number*100

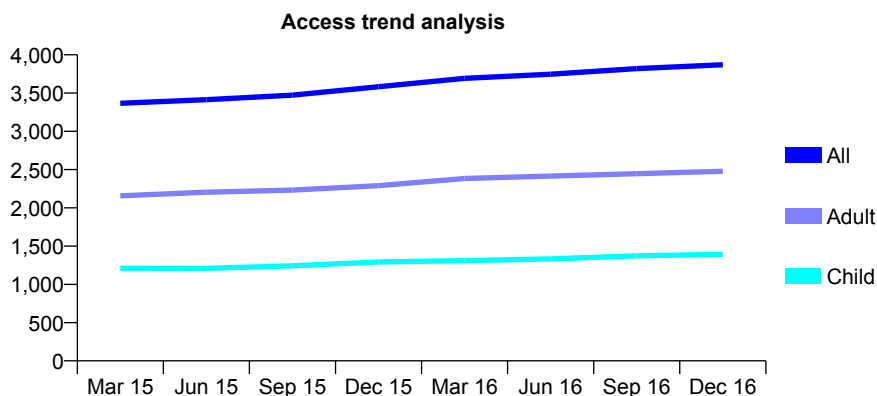
Q69 - Vital Signs At a Glance Contract Report for 250929/0001 - December 2016

Name or company name	MR JS GILL
Contract type name	GDS Contract
Purpose of contract	General
Contract start date	01/04/2006
Contract end date	

16/17 Contracted general activity (UDA)	16,280
Carry forward general activity (UDA)	-23
16/17 Contracted orthodontic activity (UOA)	0
Carry forward orthodontic activity (UOA)	0
Baseline contract value	£502,298.27

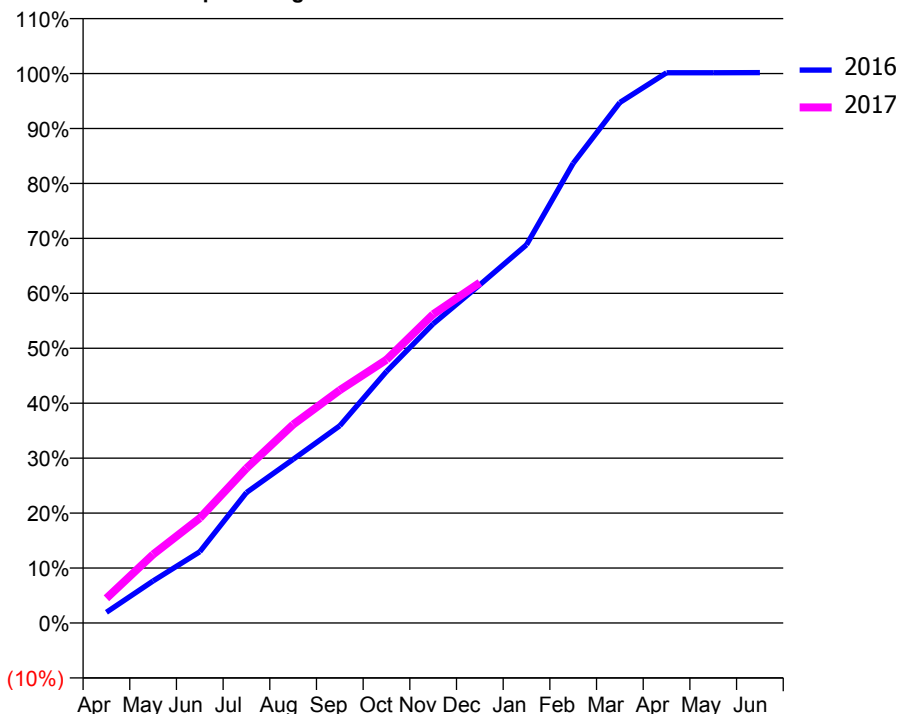
ACCESS*

Patients seen in 24 months	Total	Change since previous quarter
Quarter ending December 2015	3,582	
Quarter ending March 2016	3,693	↑
Quarter ending June 2016	3,747	→
Quarter ending September 2016	3,820	→
Quarter ending December 2016	3,870	→
Variance since December 2015	8.0%	↑



ACTIVITY

Cumulative percentage of contracted UDA delivered 2016 & 2017



Month	Adjusted Scheduled Activity (UDA)	
	2016	2017
April	278	731
May	1,094	2,033
June	1,851	3,106
July	3,391	4,586
August	4,253	5,882
September	5,128	6,901
October	6,538	7,801
November	7,773	9,146
December	8,790	10,084
January	9,830	
February	11,945	
March	13,527	
April	14,300	
May	14,301	
June	14,304	

QUALITY

	Quantity	Base Number	Contract	AT	Region	England
% of FP17s for the same patient ID Re-attending within 3 months - Children	204	1,555	13.1%	12.0%	11.9%	12.4%
% of FP17s for the same patient ID Re-attending within 3 months - Adults	498	2,283	21.8%	15.6%	16.5%	16.6%
% of FP17s for the same patient ID Re-attending between 3 & 9 months - Children	819	1,555	52.7%	57.2%	60.2%	57.5%
% of FP17s for the same patient ID Re-attending between 3 & 9 months - Adults	784	2,283	34.3%	48.8%	52.0%	50.4%
% of FP17s for Band 1 Urgent Courses	480	3,590	13.4%	9.6%	9.5%	9.1%
% of FP17s Relating to Free Repair or Replacements	38	3,590	1.1%	0.8%	0.7%	0.8%
% of FP17s Relating to Continuations	23	3,590	0.6%	0.9%	1.2%	1.3%
% of Patients satisfied with the dentistry they have received	4	5	N/A	93.5%	92.9%	92.7%
% of Patients satisfied with the time they had to wait for an appointment	5	5	N/A	90.4%	88.8%	88.8%

* This is based on patients treated on this contract for their most recent course of treatment. Figures in italics indicate the base number of FP17s or Patient Questionnaire responses are less than 100. N/A is shown where the base number of responses is less than 10 during the period. % is calculated as Quantity/Base number*100

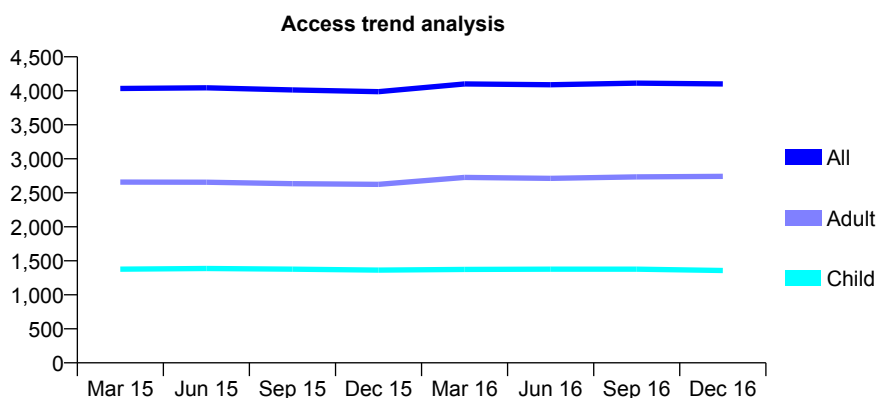
Q69 - Vital Signs At a Glance Contract Report for 253359/0001 - December 2016

Name or company name	MR MA LADAK
Contract type name	GDS Contract
Purpose of contract	General
Contract start date	01/04/2006
Contract end date	

16/17 Contracted general activity (UDA)	11,021
Carry forward general activity (UDA)	221
16/17 Contracted orthodontic activity (UOA)	0
Carry forward orthodontic activity (UOA)	0
Baseline contract value	£351,541.37

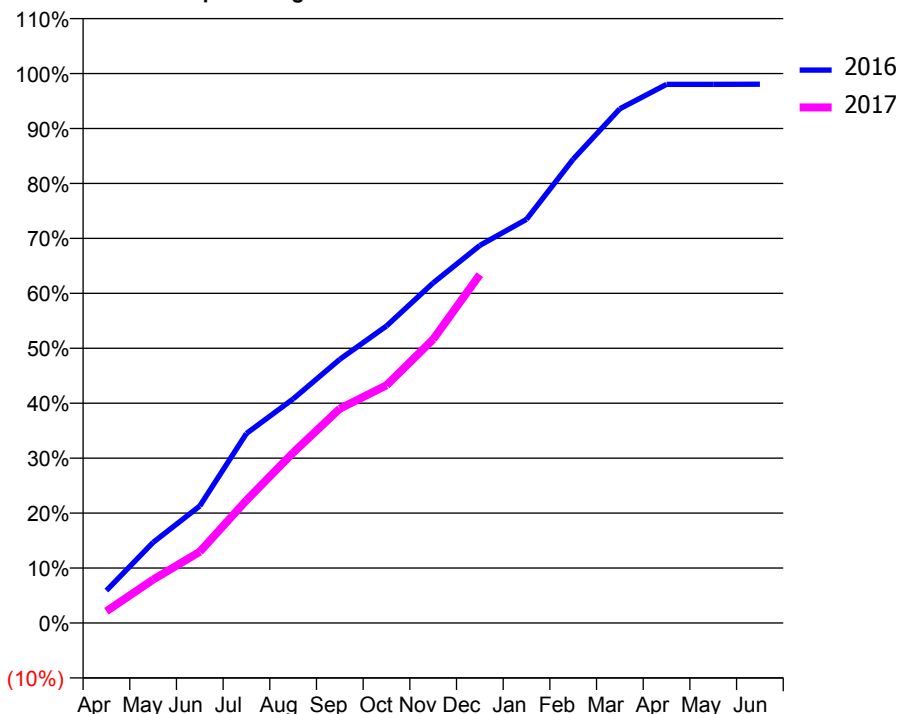
ACCESS*

Patients seen in 24 months	Total	Change since previous quarter
Quarter ending December 2015	3,988	
Quarter ending March 2016	4,101	↑
Quarter ending June 2016	4,090	→
Quarter ending September 2016	4,113	→
Quarter ending December 2016	4,101	→
Variance since December 2015	2.8%	↑



ACTIVITY

Cumulative percentage of contracted UDA delivered 2016 & 2017



Month	Adjusted Scheduled Activity (UDA)	
	2016	2017
April	668	236
May	1,654	871
June	2,401	1,430
July	3,891	2,462
August	4,599	3,416
September	5,412	4,300
October	6,098	4,768
November	6,982	5,691
December	7,749	6,987
January	8,286	
February	9,522	
March	10,557	
April	11,058	
May	11,058	
June	11,059	

QUALITY

	Quantity	Base Number	Contract	AT	Region	England
% of FP17s for the same patient ID Re-attending within 3 months - Children	107	1,579	6.8%	12.0%	11.9%	12.4%
% of FP17s for the same patient ID Re-attending within 3 months - Adults	364	2,805	13.0%	15.6%	16.5%	16.6%
% of FP17s for the same patient ID Re-attending between 3 & 9 months - Children	1,037	1,579	65.7%	57.2%	60.2%	57.5%
% of FP17s for the same patient ID Re-attending between 3 & 9 months - Adults	1,581	2,805	56.4%	48.8%	52.0%	50.4%
% of FP17s for Band 1 Urgent Courses	302	4,111	7.3%	9.6%	9.5%	9.1%
% of FP17s Relating to Free Repair or Replacements	11	4,111	0.3%	0.8%	0.7%	0.8%
% of FP17s Relating to Continuations	45	4,111	1.1%	0.9%	1.2%	1.3%
% of Patients satisfied with the dentistry they have received	4	4	N/A	93.5%	92.9%	92.7%
% of Patients satisfied with the time they had to wait for an appointment	4	4	N/A	90.4%	88.8%	88.8%

* This is based on patients treated on this contract for their most recent course of treatment. Figures in italics indicate the base number of FP17s or Patient Questionnaire responses are less than 100. N/A is shown where the base number of responses is less than 10 during the period. % is calculated as Quantity/Base number*100

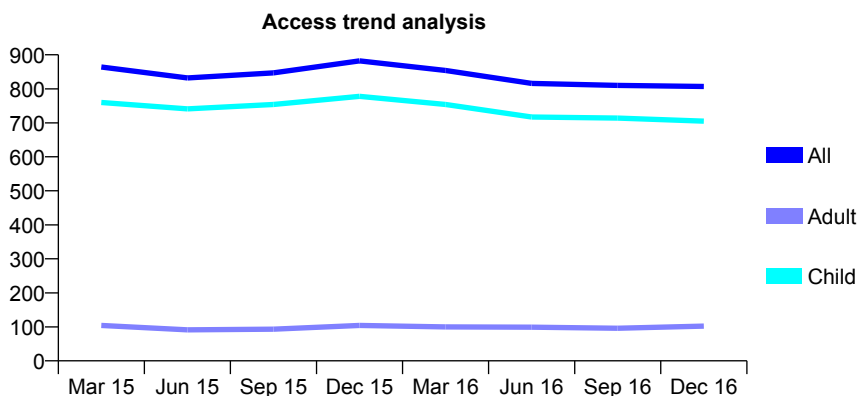
Q69 - Vital Signs At a Glance Contract Report for 253731/0001 - December 2016

Name or company name	MR V KUMAR
Contract type name	GDS Contract
Purpose of contract	General
Contract start date	01/04/2006
Contract end date	

16/17 Contracted general activity (UDA)	1,570
Carry forward general activity (UDA)	0
16/17 Contracted orthodontic activity (UOA)	0
Carry forward orthodontic activity (UOA)	0
Baseline contract value	£40,512.47

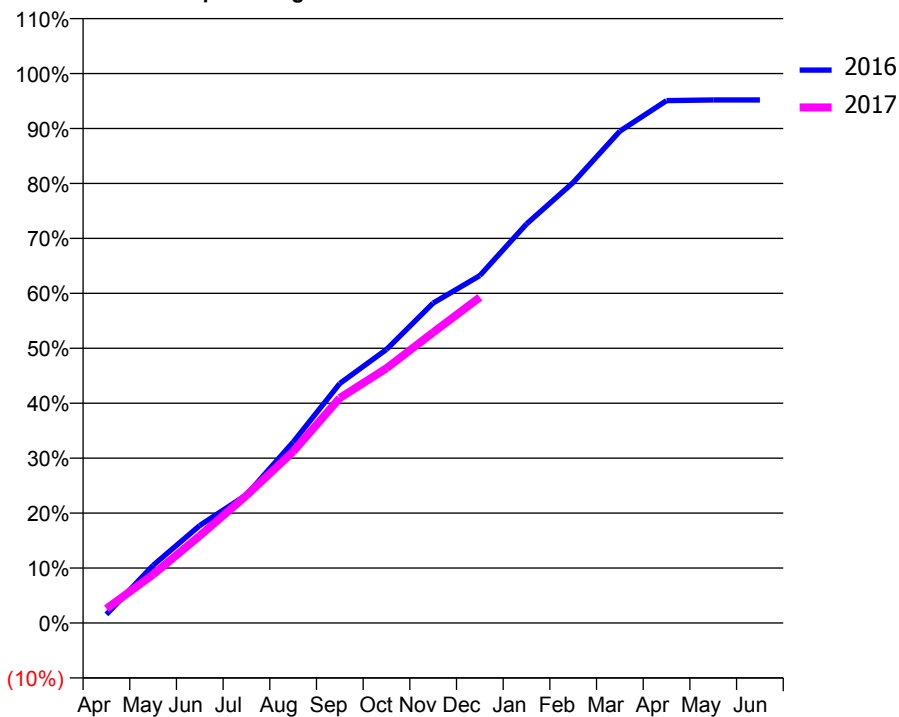
ACCESS*

Patients seen in 24 months	Total	Change since previous quarter
Quarter ending December 2015	882	
Quarter ending March 2016	854	↓
Quarter ending June 2016	816	↓
Quarter ending September 2016	810	→
Quarter ending December 2016	807	→
Variance since December 2015	(8.5%)	↓



ACTIVITY

Cumulative percentage of contracted UDA delivered 2016 & 2017



Month	Adjusted Scheduled Activity (UDA)	
	2016	2017
April	26	41
May	173	139
June	293	249
July	385	364
August	543	490
September	719	643
October	822	728
November	961	830
December	1,043	931
January	1,198	
February	1,323	
March	1,477	
April	1,569	
May	1,570	
June	1,570	

QUALITY

	Quantity	Base Number	Contract	AT	Region	England
% of FP17s for the same patient ID Re-attending within 3 months - Children	35	827	4.2%	12.0%	11.9%	12.4%
% of FP17s for the same patient ID Re-attending within 3 months - Adults	3	34	8.8%	15.6%	16.5%	16.6%
% of FP17s for the same patient ID Re-attending between 3 & 9 months - Children	620	827	75.0%	57.2%	60.2%	57.5%
% of FP17s for the same patient ID Re-attending between 3 & 9 months - Adults	27	34	79.4%	48.8%	52.0%	50.4%
% of FP17s for Band 1 Urgent Courses	18	779	2.3%	9.6%	9.5%	9.1%
% of FP17s Relating to Free Repair or Replacements	0	779	0.0%	0.8%	0.7%	0.8%
% of FP17s Relating to Continuations	7	779	0.9%	0.9%	1.2%	1.3%
% of Patients satisfied with the dentistry they have received	0	0	N/A	93.5%	92.9%	92.7%
% of Patients satisfied with the time they had to wait for an appointment	0	0	N/A	90.4%	88.8%	88.8%

* This is based on patients treated on this contract for their most recent course of treatment. Figures in italics indicate the base number of FP17s or Patient Questionnaire responses are less than 100. N/A is shown where the base number of responses is less than 10 during the period. % is calculated as Quantity/Base number*100

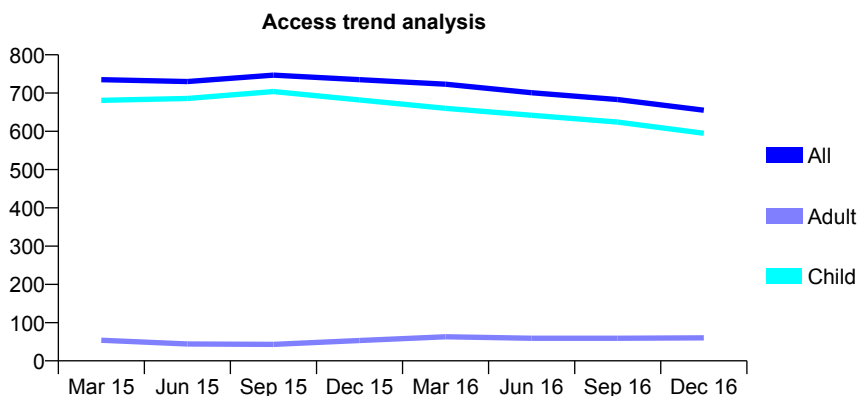
Q69 - Vital Signs At a Glance Contract Report for 257273/0001 - December 2016

Name or company name	MR NP ARNOLD
Contract type name	GDS Contract
Purpose of contract	General
Contract start date	01/04/2006
Contract end date	

16/17 Contracted general activity (UDA)	1,246
Carry forward general activity (UDA)	0
16/17 Contracted orthodontic activity (UOA)	0
Carry forward orthodontic activity (UOA)	0
Baseline contract value	£24,011.42

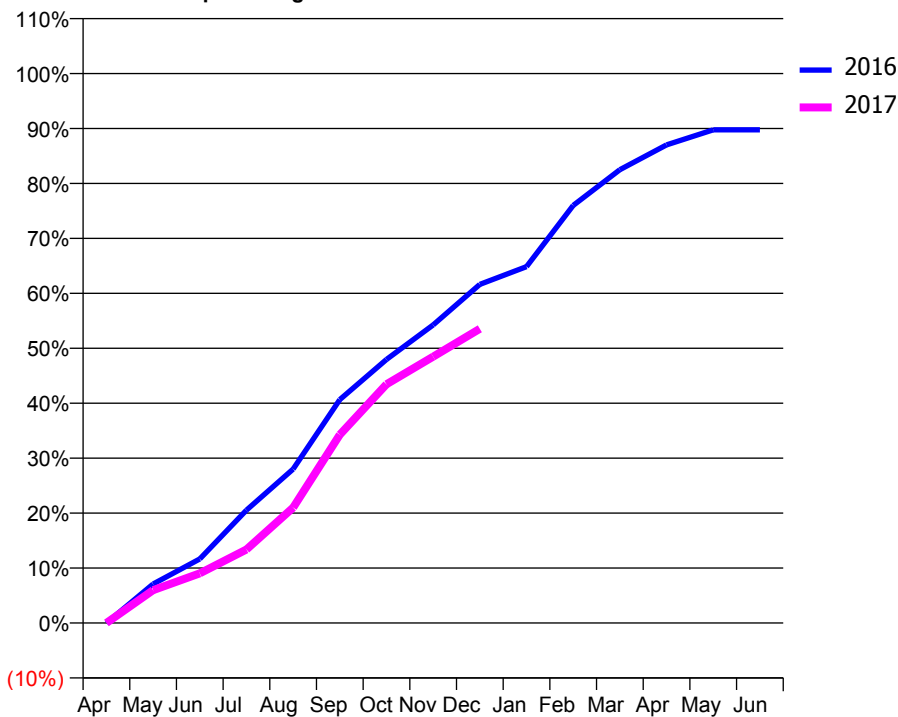
ACCESS*

Patients seen in 24 months	Total	Change since previous quarter
Quarter ending December 2015	735	
Quarter ending March 2016	723	↓
Quarter ending June 2016	701	↓
Quarter ending September 2016	683	↓
Quarter ending December 2016	655	↓
Variance since December 2015	(10.9%)	↓



ACTIVITY

Cumulative percentage of contracted UDA delivered 2016 & 2017



Month	Adjusted Scheduled Activity (UDA)	
	2016	2017
April	0	0
May	99	74
June	162	113
July	285	167
August	389	262
September	564	427
October	666	541
November	753	604
December	855	667
January	900	
February	1,055	
March	1,145	
April	1,208	
May	1,246	
June	1,246	

QUALITY

	Quantity	Base Number	Contract	AT	Region	England
% of FP17s for the same patient ID Re-attending within 3 months - Children	26	647	4.0%	12.0%	11.9%	12.4%
% of FP17s for the same patient ID Re-attending within 3 months - Adults	0	0	N/A	15.6%	16.5%	16.6%
% of FP17s for the same patient ID Re-attending between 3 & 9 months - Children	438	647	67.7%	57.2%	60.2%	57.5%
% of FP17s for the same patient ID Re-attending between 3 & 9 months - Adults	0	0	N/A	48.8%	52.0%	50.4%
% of FP17s for Band 1 Urgent Courses	16	563	2.8%	9.6%	9.5%	9.1%
% of FP17s Relating to Free Repair or Replacements	0	563	0.0%	0.8%	0.7%	0.8%
% of FP17s Relating to Continuations	0	563	0.0%	0.9%	1.2%	1.3%
% of Patients satisfied with the dentistry they have received	2	3	N/A	93.5%	92.9%	92.7%
% of Patients satisfied with the time they had to wait for an appointment	3	3	N/A	90.4%	88.8%	88.8%

* This is based on patients treated on this contract for their most recent course of treatment. Figures in italics indicate the base number of FP17s or Patient Questionnaire responses are less than 100. N/A is shown where the base number of responses is less than 10 during the period. % is calculated as Quantity/Base number*100

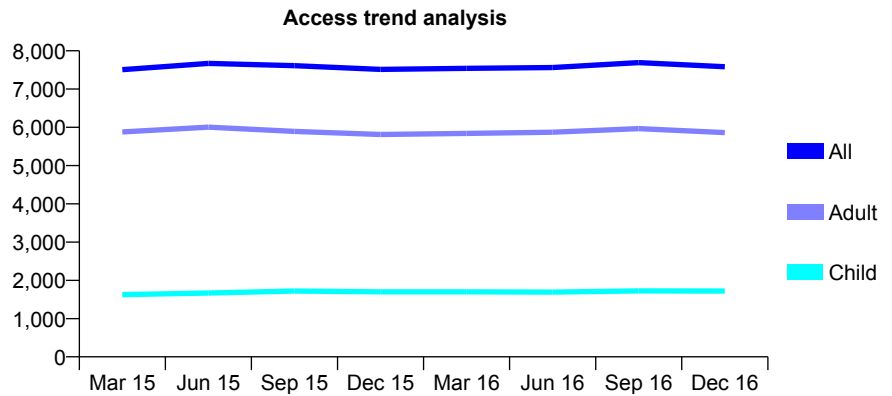
Q69 - Vital Signs At a Glance Contract Report for 258989/0001 - December 2016

Name or company name	MR AA CUMMING
Contract type name	GDS Contract
Purpose of contract	General
Contract start date	01/04/2006
Contract end date	

16/17 Contracted general activity (UDA)	19,500
Carry forward general activity (UDA)	-390
16/17 Contracted orthodontic activity (UOA)	0
Carry forward orthodontic activity (UOA)	0
Baseline contract value	£607,050.17

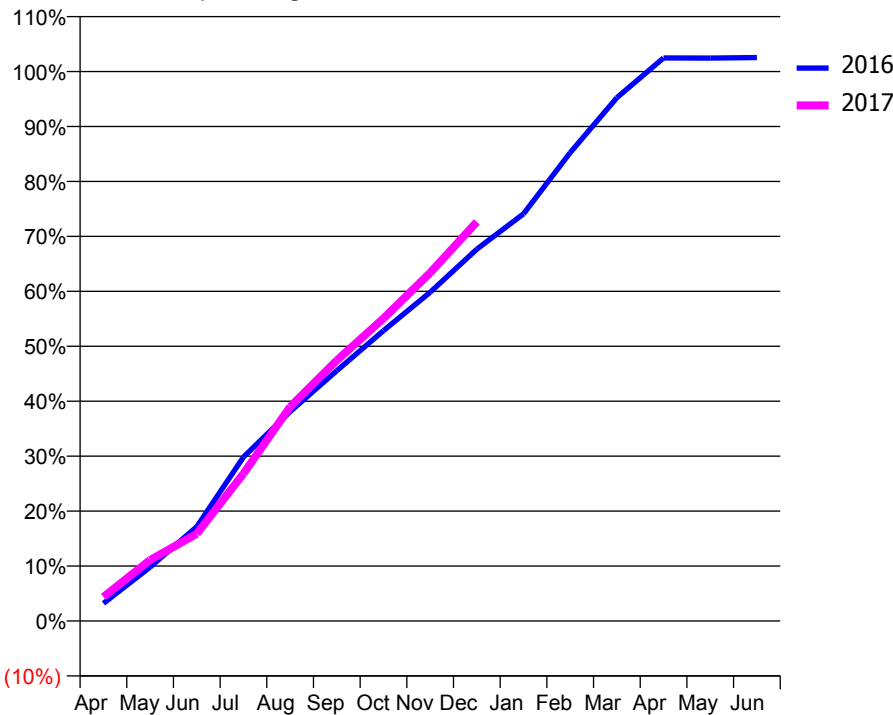
ACCESS*

Patients seen in 24 months	Total	Change since previous quarter
Quarter ending December 2015	7,513	
Quarter ending March 2016	7,542	→
Quarter ending June 2016	7,564	→
Quarter ending September 2016	7,690	→
Quarter ending December 2016	7,582	↓
Variance since December 2015	0.9%	→



ACTIVITY

Cumulative percentage of contracted UDA delivered 2016 & 2017



Month	Adjusted Scheduled Activity (UDA)	
	2016	2017
April	625	855
May	1,915	2,164
June	3,349	3,097
July	5,818	5,233
August	7,430	7,603
September	8,884	9,251
October	10,304	10,740
November	11,669	12,360
December	13,197	14,167
January	14,449	
February	16,622	
March	18,570	
April	19,982	
May	19,974	
June	19,997	

QUALITY

	Quantity	Base Number	Contract	AT	Region	England
% of FP17s for the same patient ID Re-attending within 3 months - Children	126	1,524	8.3%	12.0%	11.9%	12.4%
% of FP17s for the same patient ID Re-attending within 3 months - Adults	1,045	5,166	20.2%	15.6%	16.5%	16.6%
% of FP17s for the same patient ID Re-attending between 3 & 9 months - Children	489	1,524	32.1%	57.2%	60.2%	57.5%
% of FP17s for the same patient ID Re-attending between 3 & 9 months - Adults	1,737	5,166	33.6%	48.8%	52.0%	50.4%
% of FP17s for Band 1 Urgent Courses	446	6,057	7.4%	9.6%	9.5%	9.1%
% of FP17s Relating to Free Repair or Replacements	80	6,057	1.3%	0.8%	0.7%	0.8%
% of FP17s Relating to Continuations	330	6,057	5.4%	0.9%	1.2%	1.3%
% of Patients satisfied with the dentistry they have received	13	13	100.0%	93.5%	92.9%	92.7%
% of Patients satisfied with the time they had to wait for an appointment	12	13	92.3%	90.4%	88.8%	88.8%

* This is based on patients treated on this contract for their most recent course of treatment. Figures in italics indicate the base number of FP17s or Patient Questionnaire responses are less than 100. N/A is shown where the base number of responses is less than 10 during the period. % is calculated as Quantity/Base number*100

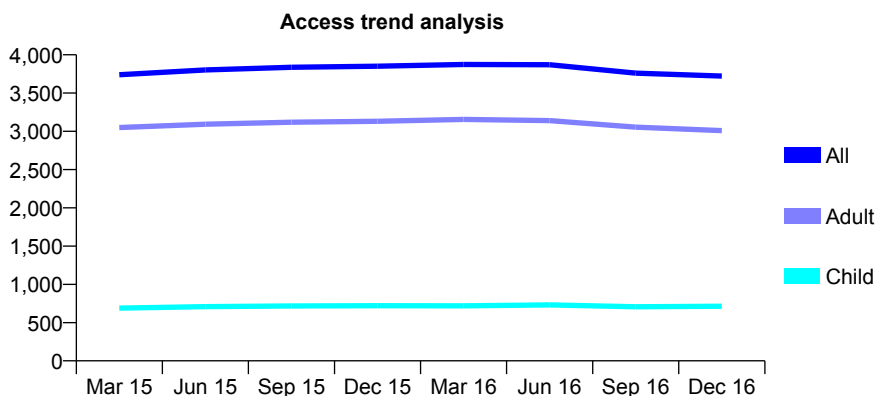
Q69 - Vital Signs At a Glance Contract Report for 263400/0001 - December 2016

Name or company name	MR TP WINDSOR
Contract type name	GDS Contract
Purpose of contract	General
Contract start date	01/04/2006
Contract end date	

16/17 Contracted general activity (UDA)	12,294
Carry forward general activity (UDA)	0
16/17 Contracted orthodontic activity (UOA)	0
Carry forward orthodontic activity (UOA)	0
Baseline contract value	£290,074.33

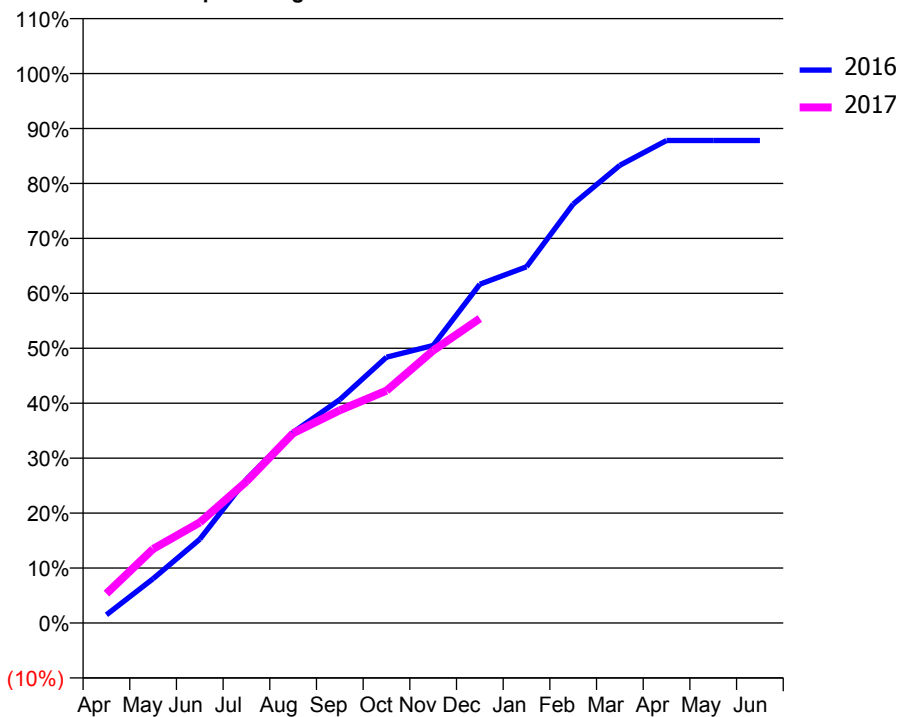
ACCESS*

Patients seen in 24 months	Total	Change since previous quarter
Quarter ending December 2015	3,851	
Quarter ending March 2016	3,874	→
Quarter ending June 2016	3,870	→
Quarter ending September 2016	3,761	↓
Quarter ending December 2016	3,722	↓
Variance since December 2015	(3.3%)	↓



ACTIVITY

Cumulative percentage of contracted UDA delivered 2016 & 2017



Month	Adjusted Scheduled Activity (UDA)	
	2016	2017
April	209	659
May	1,129	1,657
June	2,134	2,251
July	3,661	3,167
August	4,861	4,246
September	5,691	4,760
October	6,771	5,199
November	7,072	6,097
December	8,632	6,814
January	9,074	
February	10,674	
March	11,662	
April	12,292	
May	12,294	
June	12,294	

QUALITY

	Quantity	Base Number	Contract	AT	Region	England
% of FP17s for the same patient ID Re-attending within 3 months - Children	37	624	5.9%	12.0%	11.9%	12.4%
% of FP17s for the same patient ID Re-attending within 3 months - Adults	419	2,867	14.6%	15.6%	16.5%	16.6%
% of FP17s for the same patient ID Re-attending between 3 & 9 months - Children	409	624	65.5%	57.2%	60.2%	57.5%
% of FP17s for the same patient ID Re-attending between 3 & 9 months - Adults	1,837	2,867	64.1%	48.8%	52.0%	50.4%
% of FP17s for Band 1 Urgent Courses	324	3,248	10.0%	9.6%	9.5%	9.1%
% of FP17s Relating to Free Repair or Replacements	33	3,248	1.0%	0.8%	0.7%	0.8%
% of FP17s Relating to Continuations	23	3,248	0.7%	0.9%	1.2%	1.3%
% of Patients satisfied with the dentistry they have received	11	13	84.6%	93.5%	92.9%	92.7%
% of Patients satisfied with the time they had to wait for an appointment	13	13	100.0%	90.4%	88.8%	88.8%

* This is based on patients treated on this contract for their most recent course of treatment. Figures in italics indicate the base number of FP17s or Patient Questionnaire responses are less than 100. N/A is shown where the base number of responses is less than 10 during the period. % is calculated as Quantity/Base number*100

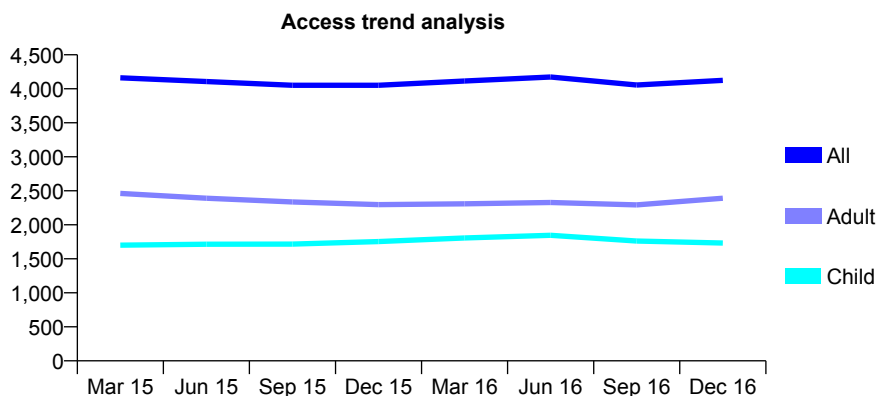
Q69 - Vital Signs At a Glance Contract Report for 269913/0002 - December 2016

Name or company name	MISS NZ ALI
Contract type name	GDS Contract
Purpose of contract	General
Contract start date	01/06/2006
Contract end date	

16/17 Contracted general activity (UDA)	12,851
Carry forward general activity (UDA)	76
16/17 Contracted orthodontic activity (UOA)	0
Carry forward orthodontic activity (UOA)	0
Baseline contract value	£385,036.18

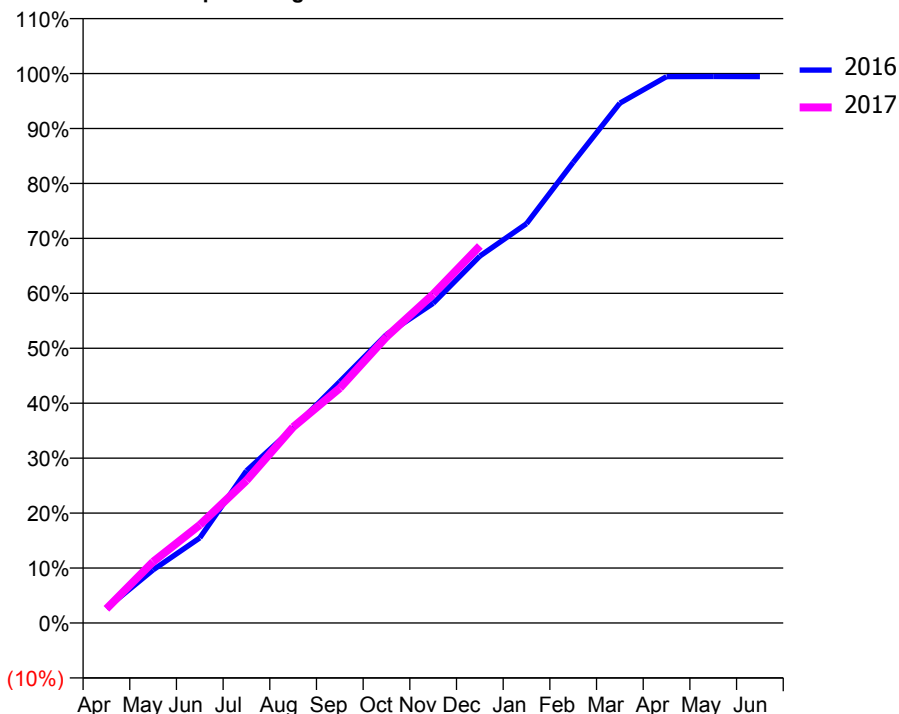
ACCESS*

Patients seen in 24 months	Total	Change since previous quarter
Quarter ending December 2015	4,051	
Quarter ending March 2016	4,115	→
Quarter ending June 2016	4,174	→
Quarter ending September 2016	4,055	↓
Quarter ending December 2016	4,124	→
Variance since December 2015	1.8%	→



ACTIVITY

Cumulative percentage of contracted UDA delivered 2016 & 2017



Month	Adjusted Scheduled Activity (UDA)	
	2016	2017
April	355	331
May	1,288	1,432
June	2,060	2,293
July	3,686	3,331
August	4,717	4,582
September	5,845	5,492
October	6,985	6,694
November	7,740	7,689
December	8,884	8,818
January	9,669	
February	11,153	
March	12,586	
April	13,229	
May	13,231	
June	13,228	

QUALITY

	Quantity	Base Number	Contract	AT	Region	England
% of FP17s for the same patient ID Re-attending within 3 months - Children	111	1,386	8.0%	12.0%	11.9%	12.4%
% of FP17s for the same patient ID Re-attending within 3 months - Adults	311	1,819	17.1%	15.6%	16.5%	16.6%
% of FP17s for the same patient ID Re-attending between 3 & 9 months - Children	372	1,386	26.8%	57.2%	60.2%	57.5%
% of FP17s for the same patient ID Re-attending between 3 & 9 months - Adults	492	1,819	27.0%	48.8%	52.0%	50.4%
% of FP17s for Band 1 Urgent Courses	475	2,987	15.9%	9.6%	9.5%	9.1%
% of FP17s Relating to Free Repair or Replacements	0	2,987	0.0%	0.8%	0.7%	0.8%
% of FP17s Relating to Continuations	0	2,987	0.0%	0.9%	1.2%	1.3%
% of Patients satisfied with the dentistry they have received	5	6	N/A	93.5%	92.9%	92.7%
% of Patients satisfied with the time they had to wait for an appointment	3	6	N/A	90.4%	88.8%	88.8%

* This is based on patients treated on this contract for their most recent course of treatment. Figures in italics indicate the base number of FP17s or Patient Questionnaire responses are less than 100. N/A is shown where the base number of responses is less than 10 during the period. % is calculated as Quantity/Base number*100

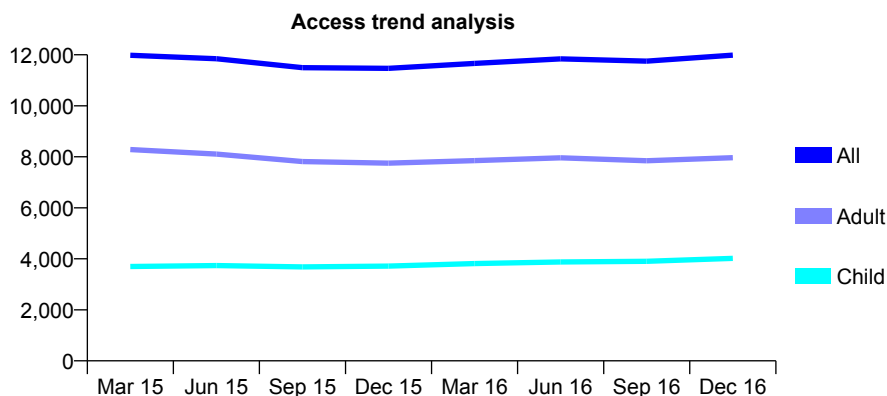
Q69 - Vital Signs At a Glance Contract Report for 270563/0001 - December 2016

Name or company name	MR RS DHARWAR
Contract type name	GDS Contract
Purpose of contract	General
Contract start date	01/04/2006
Contract end date	

16/17 Contracted general activity (UDA)	31,189
Carry forward general activity (UDA)	498
16/17 Contracted orthodontic activity (UOA)	0
Carry forward orthodontic activity (UOA)	0
Baseline contract value	£789,755.51

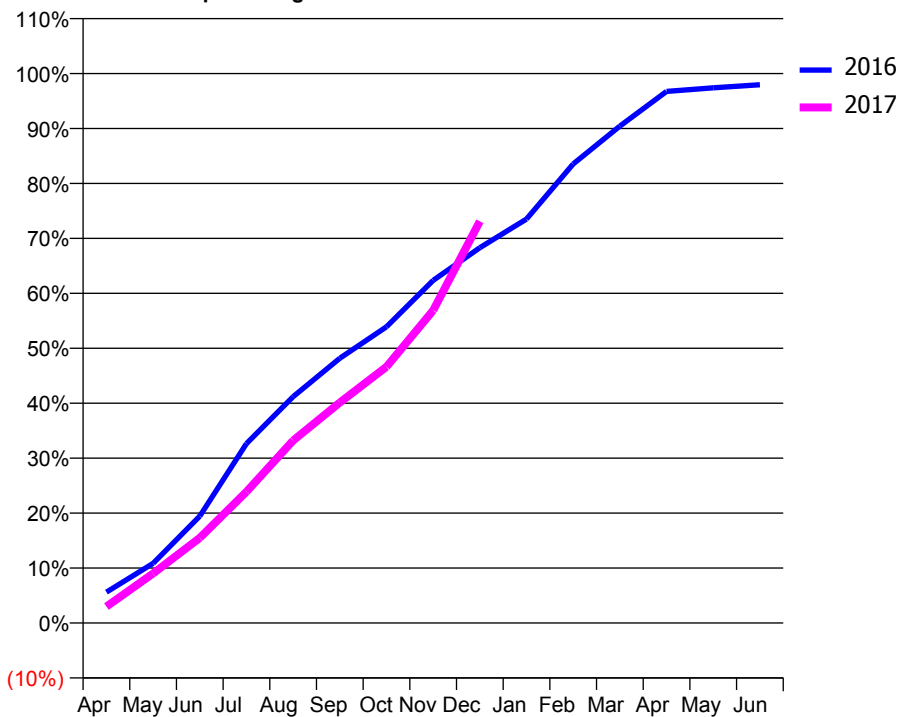
ACCESS*

Patients seen in 24 months	Total	Change since previous quarter
Quarter ending December 2015	11,469	
Quarter ending March 2016	11,663	→
Quarter ending June 2016	11,838	→
Quarter ending September 2016	11,751	→
Quarter ending December 2016	11,985	→
Variance since December 2015	4.5%	↑



ACTIVITY

Cumulative percentage of contracted UDA delivered 2016 & 2017



Month	Adjusted Scheduled Activity (UDA)	
	2016	2017
April	1,832	933
May	3,543	2,813
June	6,349	4,829
July	10,659	7,455
August	13,451	10,358
September	15,731	12,518
October	17,606	14,544
November	20,364	17,748
December	22,303	22,800
January	24,006	
February	27,283	
March	29,529	
April	31,589	
May	31,801	
June	31,986	

QUALITY

	Quantity	Base Number	Contract	AT	Region	England
% of FP17s for the same patient ID Re-attending within 3 months - Children	337	4,406	7.6%	12.0%	11.9%	12.4%
% of FP17s for the same patient ID Re-attending within 3 months - Adults	1,203	7,365	16.3%	15.6%	16.5%	16.6%
% of FP17s for the same patient ID Re-attending between 3 & 9 months - Children	2,431	4,406	55.2%	57.2%	60.2%	57.5%
% of FP17s for the same patient ID Re-attending between 3 & 9 months - Adults	3,050	7,365	41.4%	48.8%	52.0%	50.4%
% of FP17s for Band 1 Urgent Courses	966	10,212	9.5%	9.6%	9.5%	9.1%
% of FP17s Relating to Free Repair or Replacements	127	10,212	1.2%	0.8%	0.7%	0.8%
% of FP17s Relating to Continuations	99	10,212	1.0%	0.9%	1.2%	1.3%
% of Patients satisfied with the dentistry they have received	16	18	88.9%	93.5%	92.9%	92.7%
% of Patients satisfied with the time they had to wait for an appointment	14	18	77.8%	90.4%	88.8%	88.8%

* This is based on patients treated on this contract for their most recent course of treatment. Figures in italics indicate the base number of FP17s or Patient Questionnaire responses are less than 100. N/A is shown where the base number of responses is less than 10 during the period. % is calculated as Quantity/Base number*100

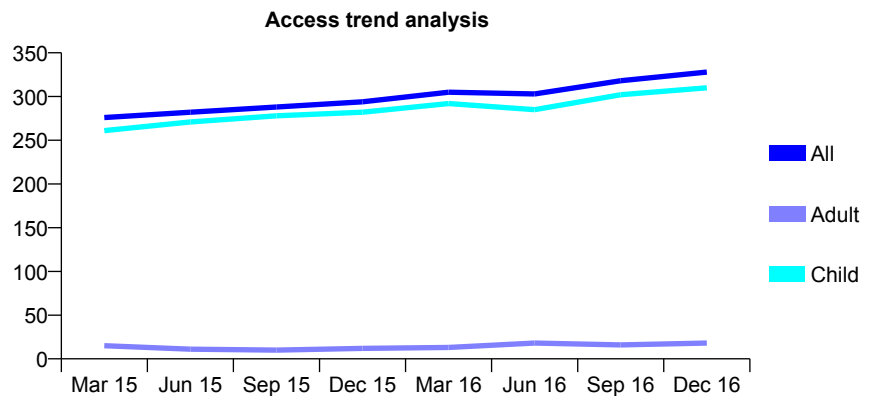
Q69 - Vital Signs At a Glance Contract Report for 272558/0001 - December 2016

Name or company name	MRS OF QADEER
Contract type name	GDS Contract
Purpose of contract	General
Contract start date	04/09/2012
Contract end date	

16/17 Contracted general activity (UDA)	809
Carry forward general activity (UDA)	-2
16/17 Contracted orthodontic activity (UOA)	0
Carry forward orthodontic activity (UOA)	0
Baseline contract value	£23,019.00

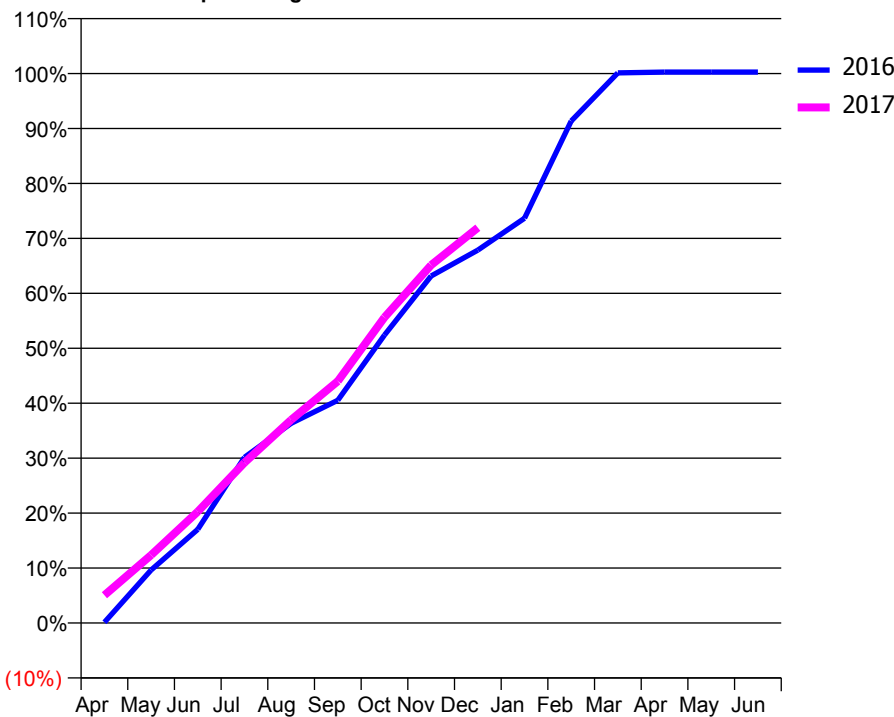
ACCESS*

Patients seen in 24 months	Total	Change since previous quarter
Quarter ending December 2015	294	
Quarter ending March 2016	305	↑
Quarter ending June 2016	303	→
Quarter ending September 2016	318	↑
Quarter ending December 2016	328	↑
Variance since December 2015	11.6%	↑



ACTIVITY

Cumulative percentage of contracted UDA delivered 2016 & 2017



Month	Adjusted Scheduled Activity (UDA)	
	2016	2017
April	1	41
May	78	100
June	138	164
July	244	236
August	294	299
September	328	356
October	424	450
November	511	527
December	549	582
January	596	
February	739	
March	810	
April	811	
May	811	
June	811	

QUALITY

	Quantity	Base Number	Contract	AT	Region	England
% of FP17s for the same patient ID Re-attending within 3 months - Children	26	439	5.9%	12.0%	11.9%	12.4%
% of FP17s for the same patient ID Re-attending within 3 months - Adults	0	8	0.0%	15.6%	16.5%	16.6%
% of FP17s for the same patient ID Re-attending between 3 & 9 months - Children	311	439	70.8%	57.2%	60.2%	57.5%
% of FP17s for the same patient ID Re-attending between 3 & 9 months - Adults	6	8	75.0%	48.8%	52.0%	50.4%
% of FP17s for Band 1 Urgent Courses	0	444	0.0%	9.6%	9.5%	9.1%
% of FP17s Relating to Free Repair or Replacements	0	444	0.0%	0.8%	0.7%	0.8%
% of FP17s Relating to Continuations	9	444	2.0%	0.9%	1.2%	1.3%
% of Patients satisfied with the dentistry they have received	2	2	N/A	93.5%	92.9%	92.7%
% of Patients satisfied with the time they had to wait for an appointment	2	2	N/A	90.4%	88.8%	88.8%

* This is based on patients treated on this contract for their most recent course of treatment. Figures in italics indicate the base number of FP17s or Patient Questionnaire responses are less than 100. N/A is shown where the base number of responses is less than 10 during the period. % is calculated as Quantity/Base number*100

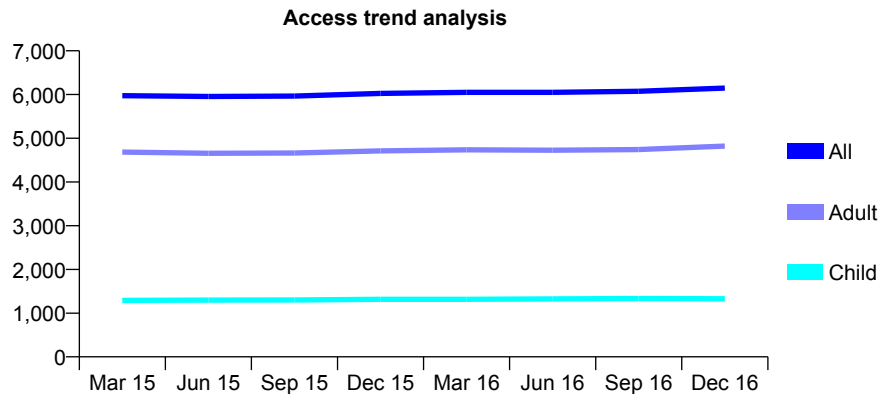
Q69 - Vital Signs At a Glance Contract Report for 272728/0001 - December 2016

Name or company name	MRS RK DHARWAR
Contract type name	GDS Contract
Purpose of contract	General
Contract start date	01/02/2011
Contract end date	

16/17 Contracted general activity (UDA)	22,500
Carry forward general activity (UDA)	0
16/17 Contracted orthodontic activity (UOA)	0
Carry forward orthodontic activity (UOA)	0
Baseline contract value	£559,839.99

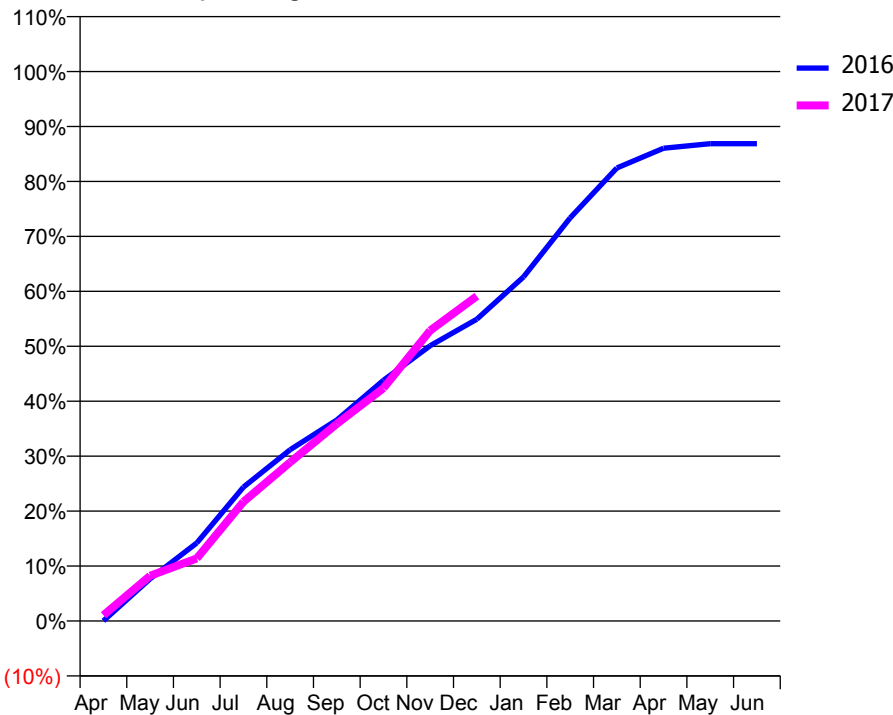
ACCESS*

Patients seen in 24 months	Total	Change since previous quarter
Quarter ending December 2015	6,026	
Quarter ending March 2016	6,050	→
Quarter ending June 2016	6,051	→
Quarter ending September 2016	6,075	→
Quarter ending December 2016	6,149	→
Variance since December 2015	2.0%	↑



ACTIVITY

Cumulative percentage of contracted UDA delivered 2016 & 2017



Month	Adjusted Scheduled Activity (UDA)	
	2016	2017
April	8	239
May	1,730	1,855
June	3,196	2,564
July	5,486	4,885
August	7,014	6,499
September	8,230	8,070
October	9,860	9,533
November	11,270	11,896
December	12,357	13,303
January	14,092	
February	16,509	
March	18,551	
April	19,359	
May	19,542	
June	19,543	

QUALITY

	Quantity	Base Number	Contract	AT	Region	England
% of FP17s for the same patient ID Re-attending within 3 months - Children	173	1,609	10.8%	12.0%	11.9%	12.4%
% of FP17s for the same patient ID Re-attending within 3 months - Adults	847	5,483	15.4%	15.6%	16.5%	16.6%
% of FP17s for the same patient ID Re-attending between 3 & 9 months - Children	1,044	1,609	64.9%	57.2%	60.2%	57.5%
% of FP17s for the same patient ID Re-attending between 3 & 9 months - Adults	3,389	5,483	61.8%	48.8%	52.0%	50.4%
% of FP17s for Band 1 Urgent Courses	754	6,716	11.2%	9.6%	9.5%	9.1%
% of FP17s Relating to Free Repair or Replacements	64	6,716	1.0%	0.8%	0.7%	0.8%
% of FP17s Relating to Continuations	11	6,716	0.2%	0.9%	1.2%	1.3%
% of Patients satisfied with the dentistry they have received	6	7	N/A	93.5%	92.9%	92.7%
% of Patients satisfied with the time they had to wait for an appointment	6	7	N/A	90.4%	88.8%	88.8%

* This is based on patients treated on this contract for their most recent course of treatment. Figures in italics indicate the base number of FP17s or Patient Questionnaire responses are less than 100. N/A is shown where the base number of responses is less than 10 during the period. % is calculated as Quantity/Base number*100

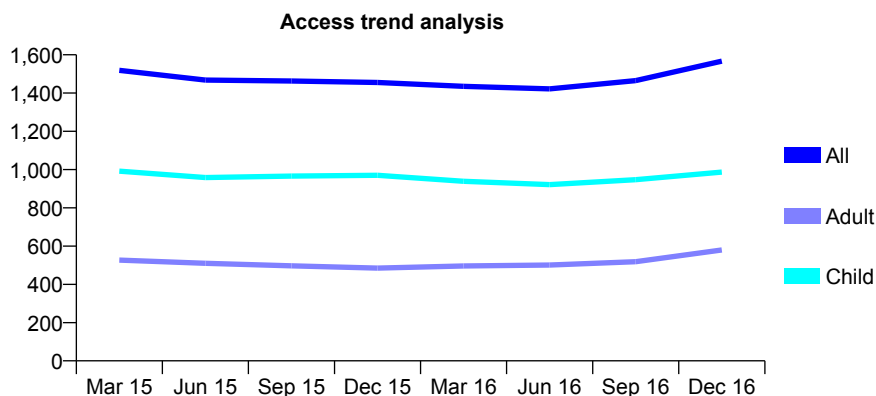
Q69 - Vital Signs At a Glance Contract Report for 278637/0001 - December 2016

Name or company name	MR AK MURGAI
Contract type name	GDS Contract
Purpose of contract	General
Contract start date	01/02/2012
Contract end date	

16/17 Contracted general activity (UDA)	5,500
Carry forward general activity (UDA)	0
16/17 Contracted orthodontic activity (UOA)	0
Carry forward orthodontic activity (UOA)	0
Baseline contract value	£131,927.07

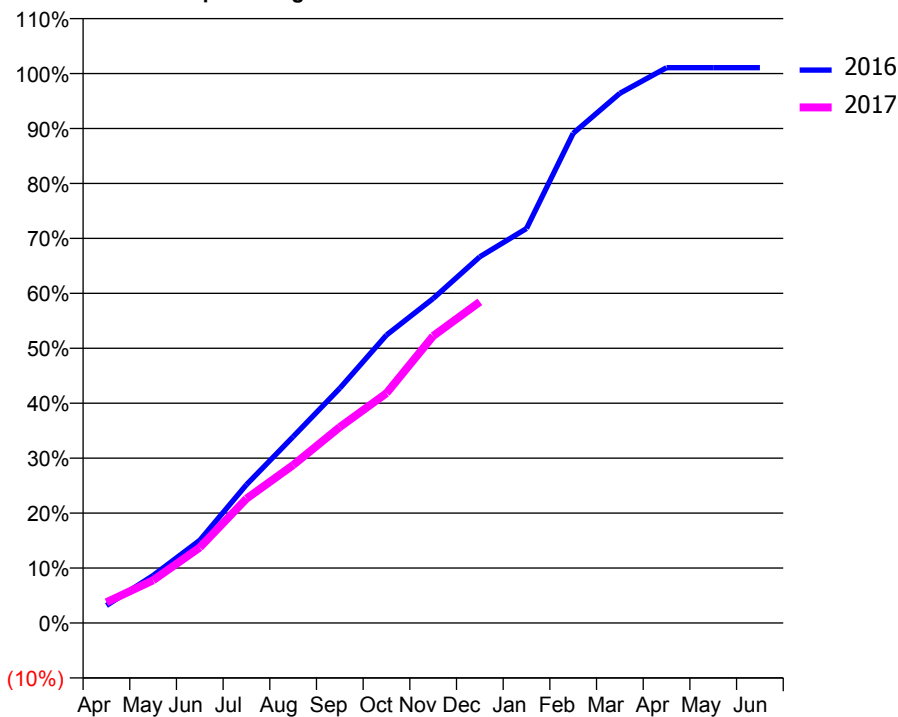
ACCESS*

Patients seen in 24 months	Total	Change since previous quarter
Quarter ending December 2015	1,455	
Quarter ending March 2016	1,435	↓
Quarter ending June 2016	1,422	→
Quarter ending September 2016	1,465	↑
Quarter ending December 2016	1,567	↑
Variance since December 2015	7.7%	↑



ACTIVITY

Cumulative percentage of contracted UDA delivered 2016 & 2017



Month	Adjusted Scheduled Activity (UDA)	
	2016	2017
April	160	207
May	433	428
June	753	756
July	1,259	1,245
August	1,696	1,581
September	2,136	1,961
October	2,621	2,300
November	2,953	2,872
December	3,332	3,215
January	3,590	
February	4,456	
March	4,820	
April	5,053	
May	5,053	
June	5,053	

QUALITY

	Quantity	Base Number	Contract	AT	Region	England
% of FP17s for the same patient ID Re-attending within 3 months - Children	74	1,071	6.9%	12.0%	11.9%	12.4%
% of FP17s for the same patient ID Re-attending within 3 months - Adults	106	569	18.6%	15.6%	16.5%	16.6%
% of FP17s for the same patient ID Re-attending between 3 & 9 months - Children	601	1,071	56.1%	57.2%	60.2%	57.5%
% of FP17s for the same patient ID Re-attending between 3 & 9 months - Adults	239	569	42.0%	48.8%	52.0%	50.4%
% of FP17s for Band 1 Urgent Courses	138	1,544	8.9%	9.6%	9.5%	9.1%
% of FP17s Relating to Free Repair or Replacements	2	1,544	0.1%	0.8%	0.7%	0.8%
% of FP17s Relating to Continuations	2	1,544	0.1%	0.9%	1.2%	1.3%
% of Patients satisfied with the dentistry they have received	5	5	N/A	93.5%	92.9%	92.7%
% of Patients satisfied with the time they had to wait for an appointment	4	5	N/A	90.4%	88.8%	88.8%

* This is based on patients treated on this contract for their most recent course of treatment. Figures in italics indicate the base number of FP17s or Patient Questionnaire responses are less than 100. N/A is shown where the base number of responses is less than 10 during the period. % is calculated as Quantity/Base number*100

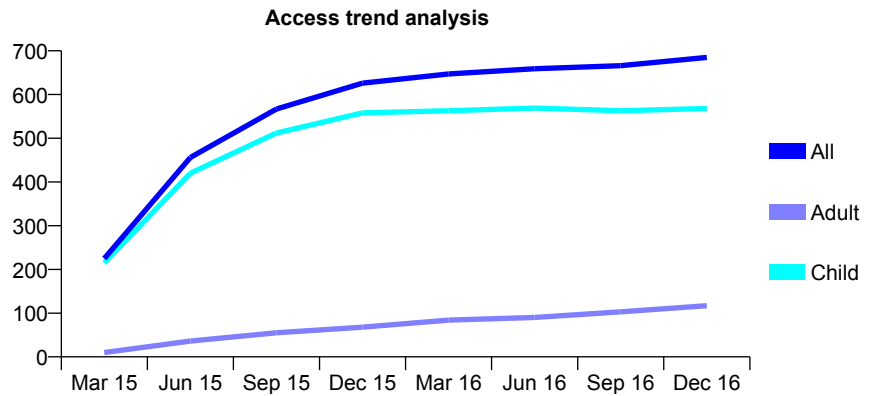
Q69 - Vital Signs At a Glance Contract Report for 279978/0002 - December 2016

Name or company name	MR AG PAUL
Contract type name	GDS Contract
Purpose of contract	General
Contract start date	19/01/2015
Contract end date	

16/17 Contracted general activity (UDA)	2,000
Carry forward general activity (UDA)	0
16/17 Contracted orthodontic activity (UOA)	0
Carry forward orthodontic activity (UOA)	0
Baseline contract value	£51,642.05

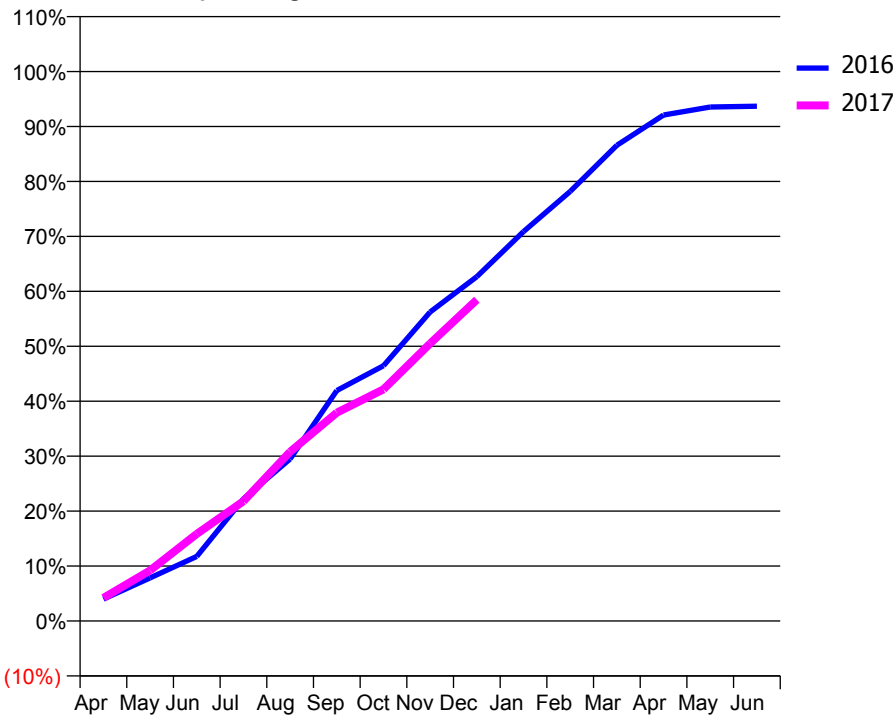
ACCESS*

Patients seen in 24 months	Total	Change since previous quarter
Quarter ending December 2015	626	
Quarter ending March 2016	647	↑
Quarter ending June 2016	659	→
Quarter ending September 2016	666	→
Quarter ending December 2016	685	↑
Variance since December 2015	9.4%	↑



ACTIVITY

Cumulative percentage of contracted UDA delivered 2016 & 2017



Month	Adjusted Scheduled Activity (UDA)	
	2016	2017
April	80	84
May	157	184
June	235	317
July	445	436
August	590	616
September	839	758
October	929	843
November	1,125	1,010
December	1,253	1,170
January	1,417	
February	1,563	
March	1,732	
April	1,842	
May	1,871	
June	1,874	

QUALITY

	Quantity	Base Number	Contract	AT	Region	England
% of FP17s for the same patient ID Re-attending within 3 months - Children	20	662	3.0%	12.0%	11.9%	12.4%
% of FP17s for the same patient ID Re-attending within 3 months - Adults	1	36	2.8%	15.6%	16.5%	16.6%
% of FP17s for the same patient ID Re-attending between 3 & 9 months - Children	444	662	67.1%	57.2%	60.2%	57.5%
% of FP17s for the same patient ID Re-attending between 3 & 9 months - Adults	22	36	61.1%	48.8%	52.0%	50.4%
% of FP17s for Band 1 Urgent Courses	8	632	1.3%	9.6%	9.5%	9.1%
% of FP17s Relating to Free Repair or Replacements	0	632	0.0%	0.8%	0.7%	0.8%
% of FP17s Relating to Continuations	0	632	0.0%	0.9%	1.2%	1.3%
% of Patients satisfied with the dentistry they have received	3	3	N/A	93.5%	92.9%	92.7%
% of Patients satisfied with the time they had to wait for an appointment	3	3	N/A	90.4%	88.8%	88.8%

* This is based on patients treated on this contract for their most recent course of treatment. Figures in italics indicate the base number of FP17s or Patient Questionnaire responses are less than 100. N/A is shown where the base number of responses is less than 10 during the period. % is calculated as Quantity/Base number*100

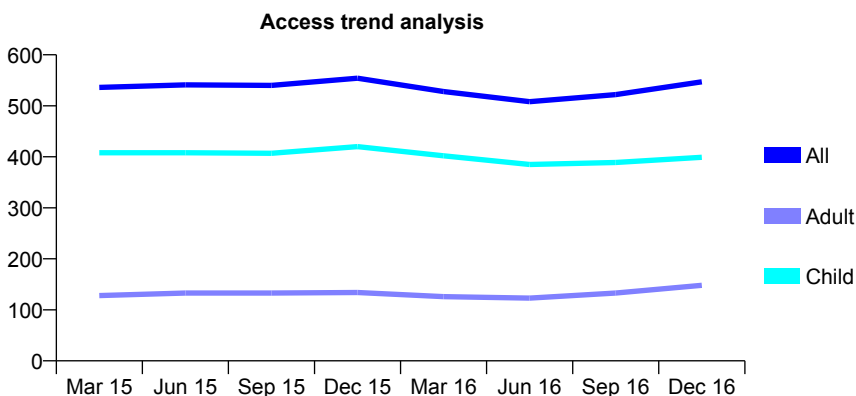
Q69 - Vital Signs At a Glance Contract Report for 289442/0003 - December 2016

Name or company name	Woodlands Dental Practice
Contract type name	GDS Contract
Purpose of contract	General
Contract start date	02/04/2013
Contract end date	

16/17 Contracted general activity (UDA)	1,104
Carry forward general activity (UDA)	0
16/17 Contracted orthodontic activity (UOA)	0
Carry forward orthodontic activity (UOA)	0
Baseline contract value	£24,106.84

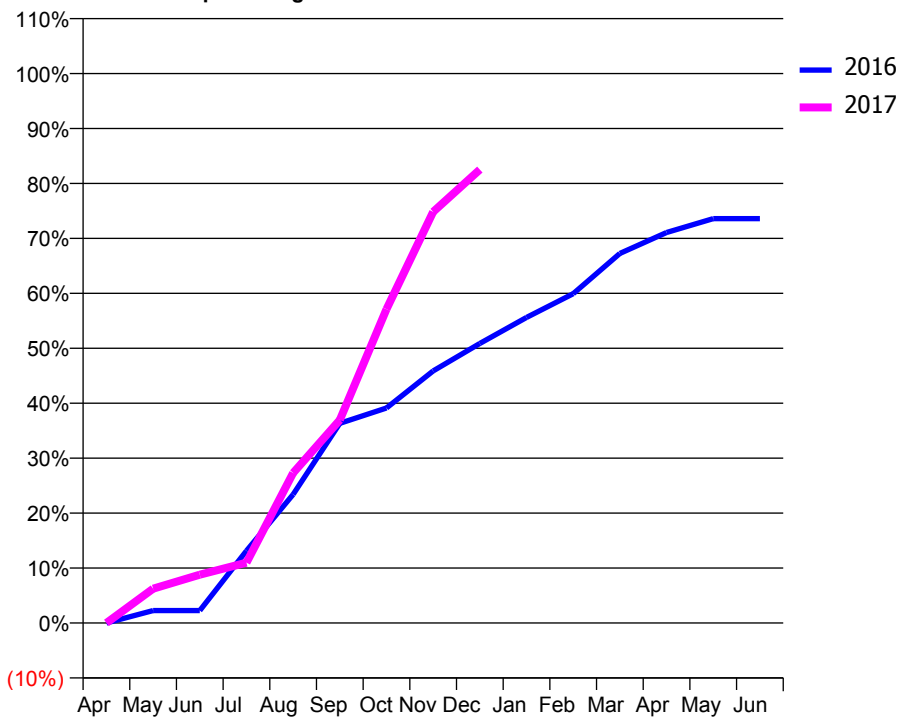
ACCESS*

Patients seen in 24 months	Total	Change since previous quarter
Quarter ending December 2015	554	
Quarter ending March 2016	528	↓
Quarter ending June 2016	508	↓
Quarter ending September 2016	522	↑
Quarter ending December 2016	547	↑
Variance since December 2015	(1.3%)	↓



ACTIVITY

Cumulative percentage of contracted UDA delivered 2016 & 2017



Adjusted Scheduled Activity (UDA)

Month	2016	2017
April	0	0
May	34	69
June	34	97
July	197	121
August	351	302
September	545	408
October	587	631
November	688	826
December	763	911
January	834	
February	899	
March	1,009	
April	1,066	
May	1,104	
June	1,104	

QUALITY

	Quantity	Base Number	Contract	AT	Region	England
% of FP17s for the same patient ID Re-attending within 3 months - Children	15	359	4.2%	12.0%	11.9%	12.4%
% of FP17s for the same patient ID Re-attending within 3 months - Adults	9	104	8.7%	15.6%	16.5%	16.6%
% of FP17s for the same patient ID Re-attending between 3 & 9 months - Children	151	359	42.1%	57.2%	60.2%	57.5%
% of FP17s for the same patient ID Re-attending between 3 & 9 months - Adults	42	104	40.4%	48.8%	52.0%	50.4%
% of FP17s for Band 1 Urgent Courses	10	416	2.4%	9.6%	9.5%	9.1%
% of FP17s Relating to Free Repair or Replacements	2	416	0.5%	0.8%	0.7%	0.8%
% of FP17s Relating to Continuations	1	416	0.2%	0.9%	1.2%	1.3%
% of Patients satisfied with the dentistry they have received	0	0	N/A	93.5%	92.9%	92.7%
% of Patients satisfied with the time they had to wait for an appointment	0	0	N/A	90.4%	88.8%	88.8%

* This is based on patients treated on this contract for their most recent course of treatment. Figures in italics indicate the base number of FP17s or Patient Questionnaire responses are less than 100. N/A is shown where the base number of responses is less than 10 during the period. % is calculated as Quantity/Base number*100

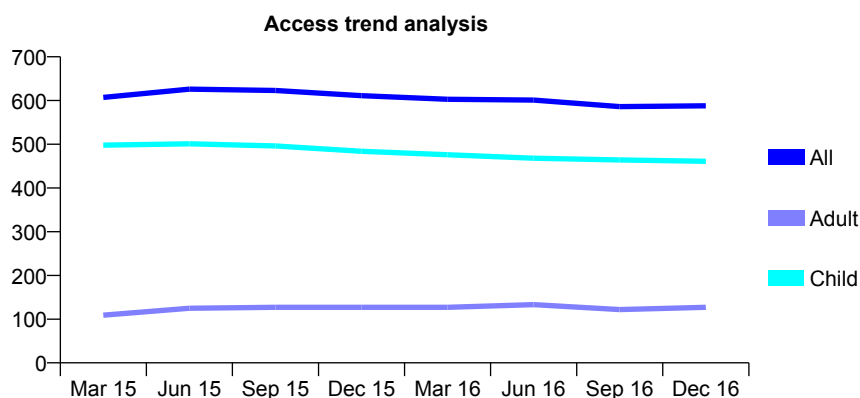
Q69 - Vital Signs At a Glance Contract Report for 302201/0002 - December 2016

Name or company name	MR ND HATTON
Contract type name	GDS Contract
Purpose of contract	General
Contract start date	17/06/2013
Contract end date	

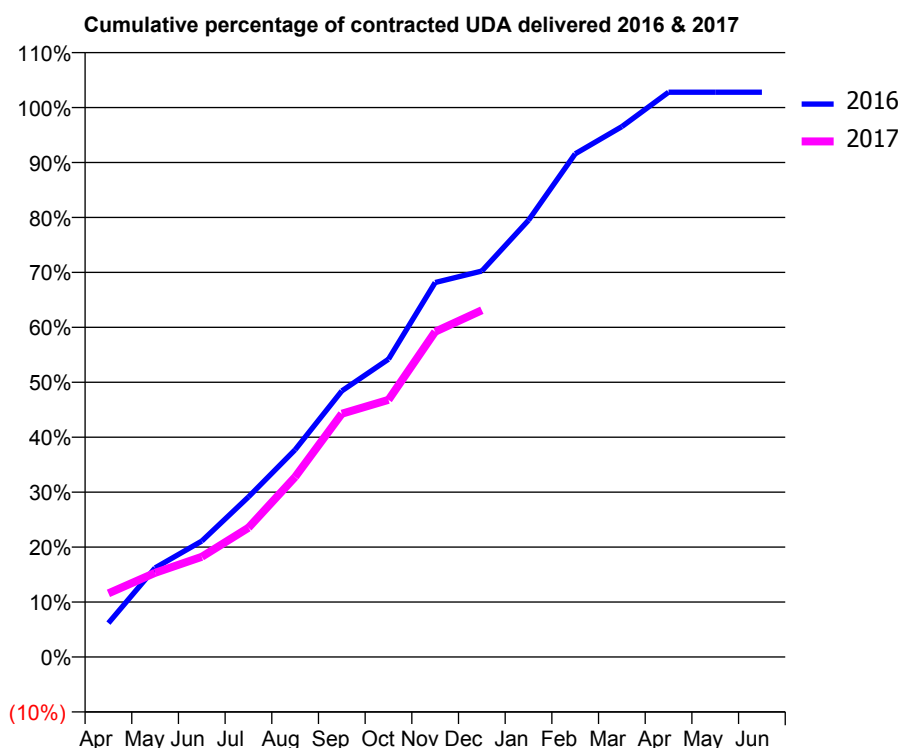
16/17 Contracted general activity (UDA)	1,233
Carry forward general activity (UDA)	-24
16/17 Contracted orthodontic activity (UOA)	0
Carry forward orthodontic activity (UOA)	0
Baseline contract value	£27,426.17

ACCESS*

Patients seen in 24 months	Total	Change since previous quarter
Quarter ending December 2015	611	
Quarter ending March 2016	603	↓
Quarter ending June 2016	601	→
Quarter ending September 2016	586	↓
Quarter ending December 2016	588	→
Variance since December 2015	(3.8%)	↓



ACTIVITY



Month	Adjusted Scheduled Activity (UDA)	
	2016	2017
April	76	143
May	200	189
June	260	225
July	359	290
August	465	404
September	597	546
October	668	577
November	840	730
December	866	778
January	980	
February	1,129	
March	1,190	
April	1,267	
May	1,267	
June	1,267	

QUALITY

	Quantity	Base Number	Contract	AT	Region	England
% of FP17s for the same patient ID Re-attending within 3 months - Children	13	574	2.3%	12.0%	11.9%	12.4%
% of FP17s for the same patient ID Re-attending within 3 months - Adults	2	64	3.1%	15.6%	16.5%	16.6%
% of FP17s for the same patient ID Re-attending between 3 & 9 months - Children	415	574	72.3%	57.2%	60.2%	57.5%
% of FP17s for the same patient ID Re-attending between 3 & 9 months - Adults	54	64	84.4%	48.8%	52.0%	50.4%
% of FP17s for Band 1 Urgent Courses	0	570	0.0%	9.6%	9.5%	9.1%
% of FP17s Relating to Free Repair or Replacements	0	570	0.0%	0.8%	0.7%	0.8%
% of FP17s Relating to Continuations	0	570	0.0%	0.9%	1.2%	1.3%
% of Patients satisfied with the dentistry they have received	0	0	N/A	93.5%	92.9%	92.7%
% of Patients satisfied with the time they had to wait for an appointment	0	0	N/A	90.4%	88.8%	88.8%

* This is based on patients treated on this contract for their most recent course of treatment. Figures in italics indicate the base number of FP17s or Patient Questionnaire responses are less than 100. N/A is shown where the base number of responses is less than 10 during the period. % is calculated as Quantity/Base number*100

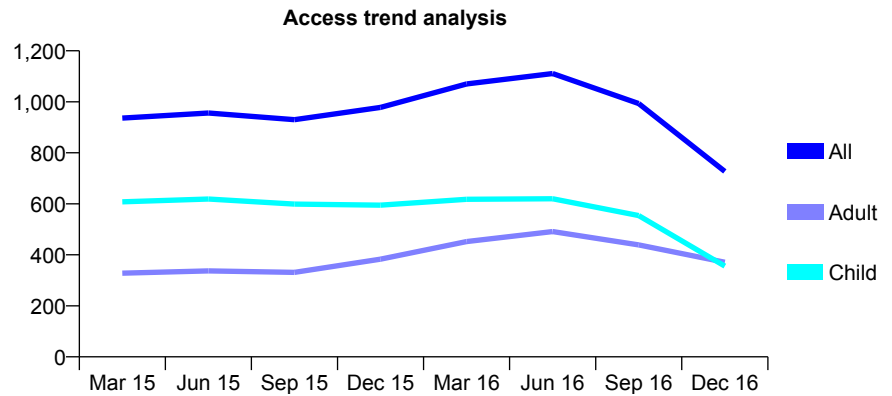
Q69 - Vital Signs At a Glance Contract Report for 304379/0001 - December 2016

Name or company name	MR JR MACKAY
Contract type name	GDS Contract
Purpose of contract	General
Contract start date	01/04/2006
Contract end date	31/07/2016

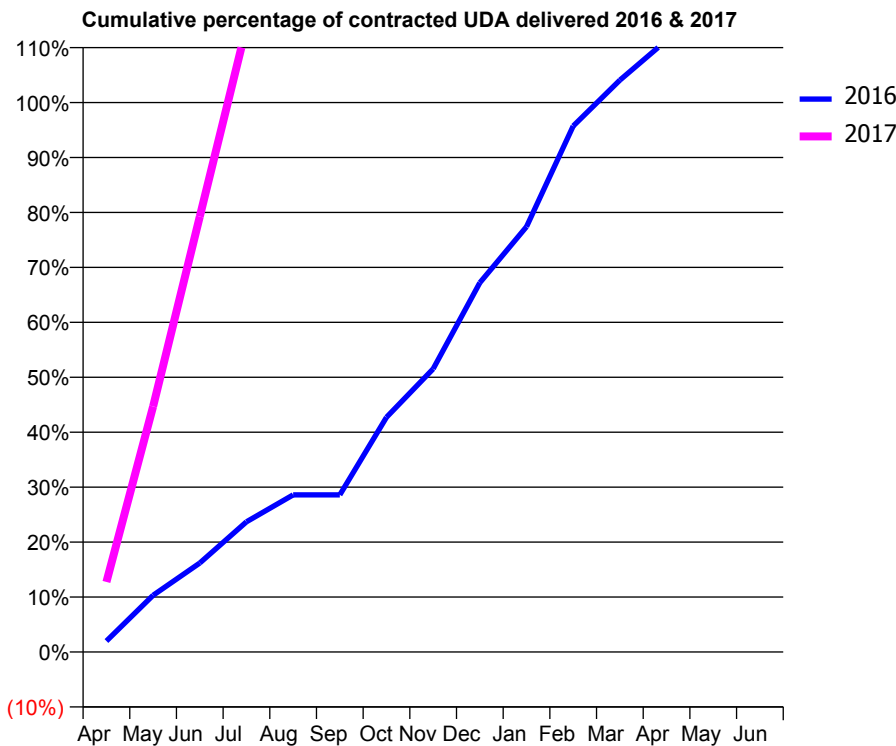
16/17 Contracted general activity (UDA)	533
Carry forward general activity (UDA)	0
16/17 Contracted orthodontic activity (UOA)	0
Carry forward orthodontic activity (UOA)	0
Baseline contract value	£13,562.81

ACCESS*

Patients seen in 24 months	Total	Change since previous quarter
Quarter ending December 2015	978	
Quarter ending March 2016	1,070	↑
Quarter ending June 2016	1,111	↑
Quarter ending September 2016	993	↓
Quarter ending December 2016	727	↓
Variance since December 2015	(25.7%)	↓



ACTIVITY



Month	Adjusted Scheduled Activity (UDA)	
	2016	2017
April	32	68
May	165	238
June	259	422
July	379	606
August	458	678
September	458	698
October	684	702
November	825	710
December	1,075	717
January	1,238	
February	1,531	
March	1,665	
April	1,781	
May	1,782	
June	1,785	

QUALITY

	Quantity	Base Number	Contract	AT	Region	England
% of FP17s for the same patient ID Re-attending within 3 months - Children	17	320	5.3%	12.0%	11.9%	12.4%
% of FP17s for the same patient ID Re-attending within 3 months - Adults	9	153	5.9%	15.6%	16.5%	16.6%
% of FP17s for the same patient ID Re-attending between 3 & 9 months - Children	131	320	40.9%	57.2%	60.2%	57.5%
% of FP17s for the same patient ID Re-attending between 3 & 9 months - Adults	48	153	31.4%	48.8%	52.0%	50.4%
% of FP17s for Band 1 Urgent Courses	20	387	5.2%	9.6%	9.5%	9.1%
% of FP17s Relating to Free Repair or Replacements	1	387	0.3%	0.8%	0.7%	0.8%
% of FP17s Relating to Continuations	0	387	0.0%	0.9%	1.2%	1.3%
% of Patients satisfied with the dentistry they have received	0	0	N/A	93.5%	92.9%	92.7%
% of Patients satisfied with the time they had to wait for an appointment	0	0	N/A	90.4%	88.8%	88.8%

* This is based on patients treated on this contract for their most recent course of treatment. Figures in italics indicate the base number of FP17s or Patient Questionnaire responses are less than 100. N/A is shown where the base number of responses is less than 10 during the period. % is calculated as Quantity/Base number*100

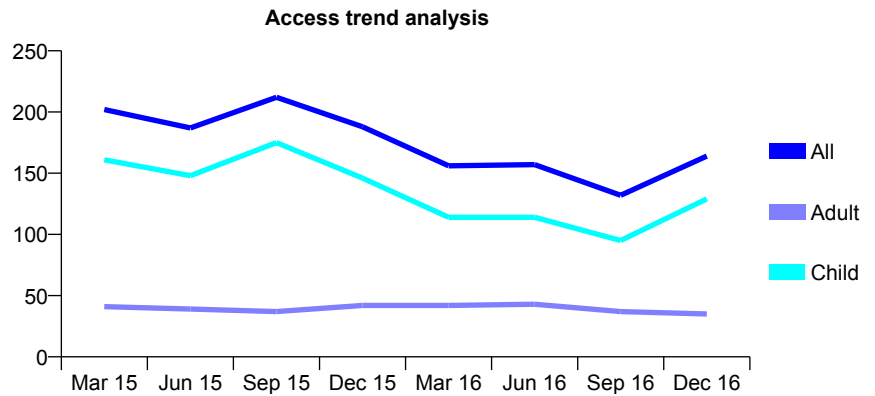
Q69 - Vital Signs At a Glance Contract Report for 308242/0001 - December 2016

Name or company name	MR RS COOKSON
Contract type name	GDS Contract
Purpose of contract	General
Contract start date	01/04/2006
Contract end date	

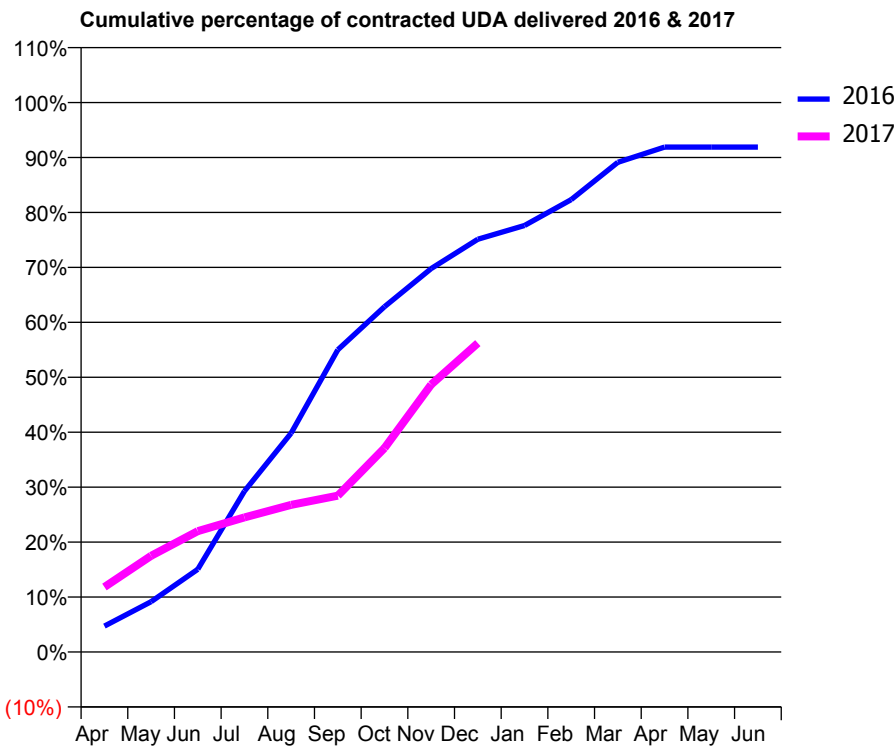
16/17 Contracted general activity (UDA)	360
Carry forward general activity (UDA)	0
16/17 Contracted orthodontic activity (UOA)	0
Carry forward orthodontic activity (UOA)	0
Baseline contract value	£9,488.31

ACCESS*

Patients seen in 24 months	Total	Change since previous quarter
Quarter ending December 2015	188	
Quarter ending March 2016	156	↓
Quarter ending June 2016	157	→
Quarter ending September 2016	132	↓
Quarter ending December 2016	164	↑
Variance since December 2015	(12.8%)	↓



ACTIVITY



Month	Adjusted Scheduled Activity (UDA)	
	2016	2017
April	17	43
May	33	63
June	54	79
July	105	88
August	143	96
September	198	102
October	226	134
November	251	175
December	270	202
January	279	
February	296	
March	321	
April	331	
May	331	
June	331	

QUALITY

	Quantity	Base Number	Contract	AT	Region	England
% of FP17s for the same patient ID Re-attending within 3 months - Children	8	149	5.4%	12.0%	11.9%	12.4%
% of FP17s for the same patient ID Re-attending within 3 months - Adults	0	13	0.0%	15.6%	16.5%	16.6%
% of FP17s for the same patient ID Re-attending between 3 & 9 months - Children	53	149	35.6%	57.2%	60.2%	57.5%
% of FP17s for the same patient ID Re-attending between 3 & 9 months - Adults	7	13	53.8%	48.8%	52.0%	50.4%
% of FP17s for Band 1 Urgent Courses	12	156	7.7%	9.6%	9.5%	9.1%
% of FP17s Relating to Free Repair or Replacements	0	156	0.0%	0.8%	0.7%	0.8%
% of FP17s Relating to Continuations	1	156	0.6%	0.9%	1.2%	1.3%
% of Patients satisfied with the dentistry they have received	0	0	N/A	93.5%	92.9%	92.7%
% of Patients satisfied with the time they had to wait for an appointment	0	0	N/A	90.4%	88.8%	88.8%

* This is based on patients treated on this contract for their most recent course of treatment. Figures in italics indicate the base number of FP17s or Patient Questionnaire responses are less than 100. N/A is shown where the base number of responses is less than 10 during the period. % is calculated as Quantity/Base number*100

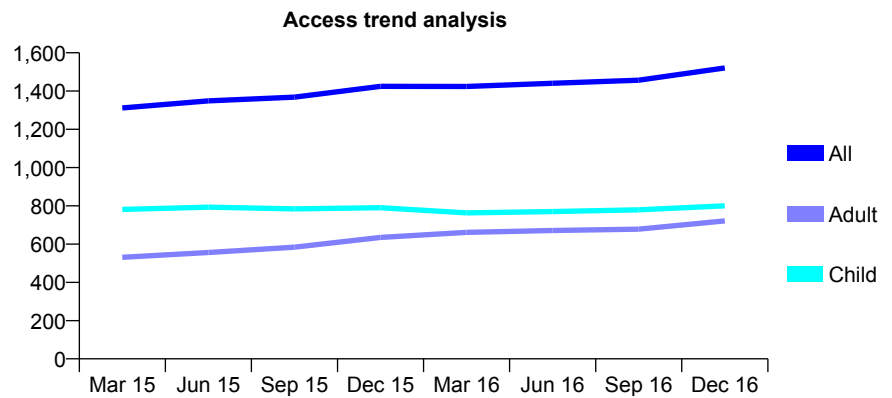
Q69 - Vital Signs At a Glance Contract Report for 318833/0001 - December 2016

Name or company name	MR JS ROOPRA
Contract type name	GDS Contract
Purpose of contract	General
Contract start date	01/04/2006
Contract end date	

16/17 Contracted general activity (UDA)	2,969
Carry forward general activity (UDA)	-59
16/17 Contracted orthodontic activity (UOA)	0
Carry forward orthodontic activity (UOA)	0
Baseline contract value	£56,240.98

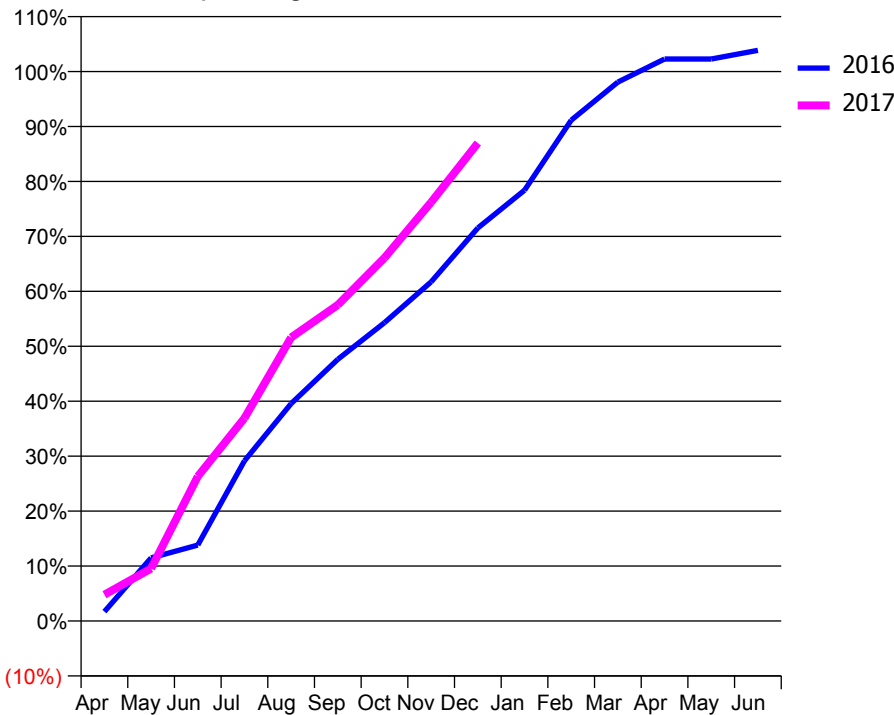
ACCESS*

Patients seen in 24 months	Total	Change since previous quarter
Quarter ending December 2015	1,425	
Quarter ending March 2016	1,424	→
Quarter ending June 2016	1,441	→
Quarter ending September 2016	1,457	→
Quarter ending December 2016	1,521	↑
Variance since December 2015	6.7%	↑



ACTIVITY

Cumulative percentage of contracted UDA delivered 2016 & 2017



Month	Adjusted Scheduled Activity (UDA)	
	2016	2017
April	51	142
May	341	283
June	411	782
July	866	1,096
August	1,175	1,532
September	1,414	1,708
October	1,612	1,962
November	1,833	2,262
December	2,124	2,583
January	2,327	
February	2,706	
March	2,912	
April	3,036	
May	3,036	
June	3,083	

QUALITY

	Quantity	Base Number	Contract	AT	Region	England
% of FP17s for the same patient ID Re-attending within 3 months - Children	55	898	6.1%	12.0%	11.9%	12.4%
% of FP17s for the same patient ID Re-attending within 3 months - Adults	45	506	8.9%	15.6%	16.5%	16.6%
% of FP17s for the same patient ID Re-attending between 3 & 9 months - Children	494	898	55.0%	57.2%	60.2%	57.5%
% of FP17s for the same patient ID Re-attending between 3 & 9 months - Adults	205	506	40.5%	48.8%	52.0%	50.4%
% of FP17s for Band 1 Urgent Courses	38	1,292	2.9%	9.6%	9.5%	9.1%
% of FP17s Relating to Free Repair or Replacements	0	1,292	0.0%	0.8%	0.7%	0.8%
% of FP17s Relating to Continuations	11	1,292	0.9%	0.9%	1.2%	1.3%
% of Patients satisfied with the dentistry they have received	2	2	N/A	93.5%	92.9%	92.7%
% of Patients satisfied with the time they had to wait for an appointment	2	2	N/A	90.4%	88.8%	88.8%

* This is based on patients treated on this contract for their most recent course of treatment. Figures in italics indicate the base number of FP17s or Patient Questionnaire responses are less than 100. N/A is shown where the base number of responses is less than 10 during the period. % is calculated as Quantity/Base number*100

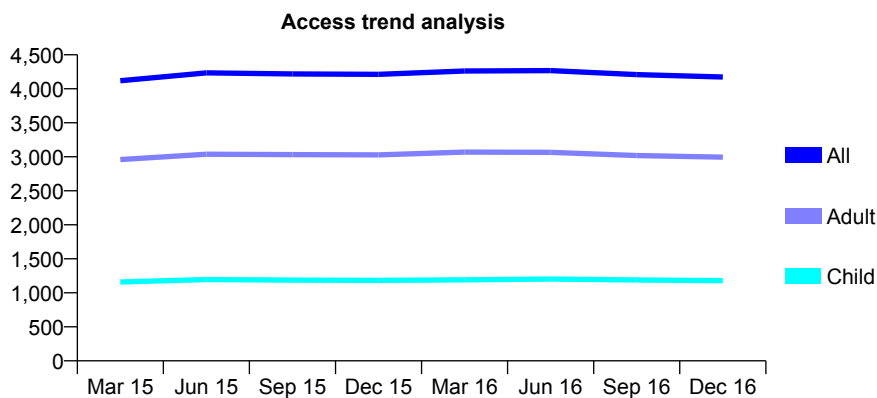
Q69 - Vital Signs At a Glance Contract Report for 318922/0001 - December 2016

Name or company name	MR MD JOHNSON
Contract type name	GDS Contract
Purpose of contract	General
Contract start date	01/04/2006
Contract end date	

16/17 Contracted general activity (UDA)	10,982
Carry forward general activity (UDA)	0
16/17 Contracted orthodontic activity (UOA)	0
Carry forward orthodontic activity (UOA)	0
Baseline contract value	£258,706.60

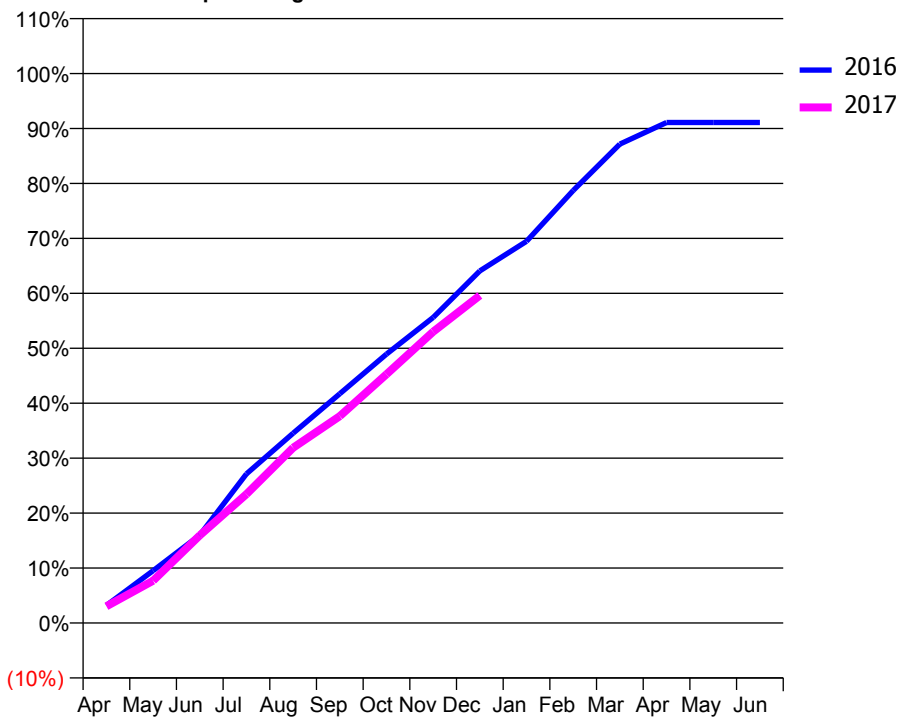
ACCESS*

Patients seen in 24 months	Total	Change since previous quarter
Quarter ending December 2015	4,212	
Quarter ending March 2016	4,261	→
Quarter ending June 2016	4,268	→
Quarter ending September 2016	4,209	↓
Quarter ending December 2016	4,174	→
Variance since December 2015	(0.9%)	→



ACTIVITY

Cumulative percentage of contracted UDA delivered 2016 & 2017



Month	Adjusted Scheduled Activity (UDA)	
	2016	2017
April	388	335
May	1,147	847
June	1,929	1,752
July	3,274	2,576
August	4,164	3,503
September	5,031	4,134
October	5,899	4,972
November	6,703	5,821
December	7,726	6,547
January	8,376	
February	9,490	
March	10,508	
April	10,981	
May	10,981	
June	10,981	

QUALITY

	Quantity	Base Number	Contract	AT	Region	England
% of FP17s for the same patient ID Re-attending within 3 months - Children	87	1,380	6.3%	12.0%	11.9%	12.4%
% of FP17s for the same patient ID Re-attending within 3 months - Adults	339	3,196	10.6%	15.6%	16.5%	16.6%
% of FP17s for the same patient ID Re-attending between 3 & 9 months - Children	973	1,380	70.5%	57.2%	60.2%	57.5%
% of FP17s for the same patient ID Re-attending between 3 & 9 months - Adults	2,248	3,196	70.3%	48.8%	52.0%	50.4%
% of FP17s for Band 1 Urgent Courses	286	4,305	6.6%	9.6%	9.5%	9.1%
% of FP17s Relating to Free Repair or Replacements	18	4,305	0.4%	0.8%	0.7%	0.8%
% of FP17s Relating to Continuations	9	4,305	0.2%	0.9%	1.2%	1.3%
% of Patients satisfied with the dentistry they have received	3	4	N/A	93.5%	92.9%	92.7%
% of Patients satisfied with the time they had to wait for an appointment	4	4	N/A	90.4%	88.8%	88.8%

* This is based on patients treated on this contract for their most recent course of treatment. Figures in italics indicate the base number of FP17s or Patient Questionnaire responses are less than 100. N/A is shown where the base number of responses is less than 10 during the period. % is calculated as Quantity/Base number*100

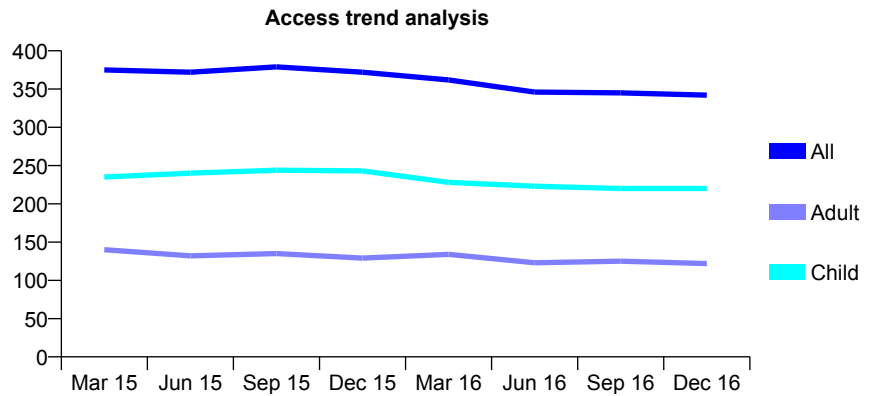
Q69 - Vital Signs At a Glance Contract Report for 322261/0001 - December 2016

Name or company name	MR BS COUSINS
Contract type name	GDS Contract
Purpose of contract	General
Contract start date	01/04/2006
Contract end date	

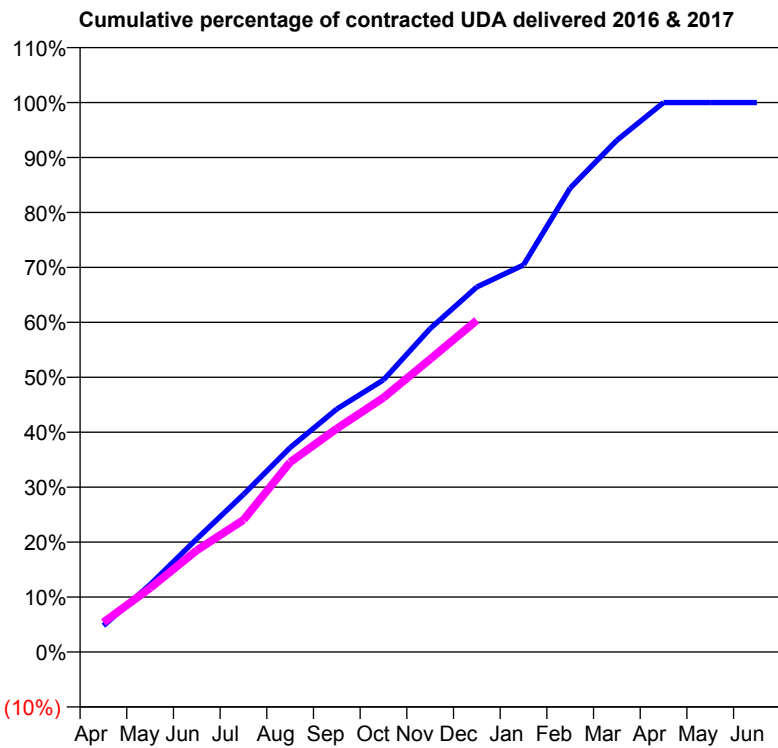
16/17 Contracted general activity (UDA)	984
Carry forward general activity (UDA)	0
16/17 Contracted orthodontic activity (UOA)	0
Carry forward orthodontic activity (UOA)	0
Baseline contract value	£24,154.36

ACCESS*

Patients seen in 24 months	Total	Change since previous quarter
Quarter ending December 2015	372	
Quarter ending March 2016	362	↓
Quarter ending June 2016	346	↓
Quarter ending September 2016	345	→
Quarter ending December 2016	342	→
Variance since December 2015	(8.1%)	↓



ACTIVITY



Month	Adjusted Scheduled Activity (UDA)	
	2016	2017
April	47	53
May	121	114
June	203	182
July	282	237
August	366	340
September	435	400
October	487	455
November	579	525
December	654	594
January	693	
February	831	
March	916	
April	984	
May	984	
June	984	

QUALITY

	Quantity	Base Number	Contract	AT	Region	England
% of FP17s for the same patient ID Re-attending within 3 months - Children	23	300	7.7%	12.0%	11.9%	12.4%
% of FP17s for the same patient ID Re-attending within 3 months - Adults	23	111	20.7%	15.6%	16.5%	16.6%
% of FP17s for the same patient ID Re-attending between 3 & 9 months - Children	225	300	75.0%	57.2%	60.2%	57.5%
% of FP17s for the same patient ID Re-attending between 3 & 9 months - Adults	72	111	64.9%	48.8%	52.0%	50.4%
% of FP17s for Band 1 Urgent Courses	15	377	4.0%	9.6%	9.5%	9.1%
% of FP17s Relating to Free Repair or Replacements	0	377	0.0%	0.8%	0.7%	0.8%
% of FP17s Relating to Continuations	0	377	0.0%	0.9%	1.2%	1.3%
% of Patients satisfied with the dentistry they have received	1	1	N/A	93.5%	92.9%	92.7%
% of Patients satisfied with the time they had to wait for an appointment	1	1	N/A	90.4%	88.8%	88.8%

* This is based on patients treated on this contract for their most recent course of treatment. Figures in italics indicate the base number of FP17s or Patient Questionnaire responses are less than 100. N/A is shown where the base number of responses is less than 10 during the period. % is calculated as Quantity/Base number*100

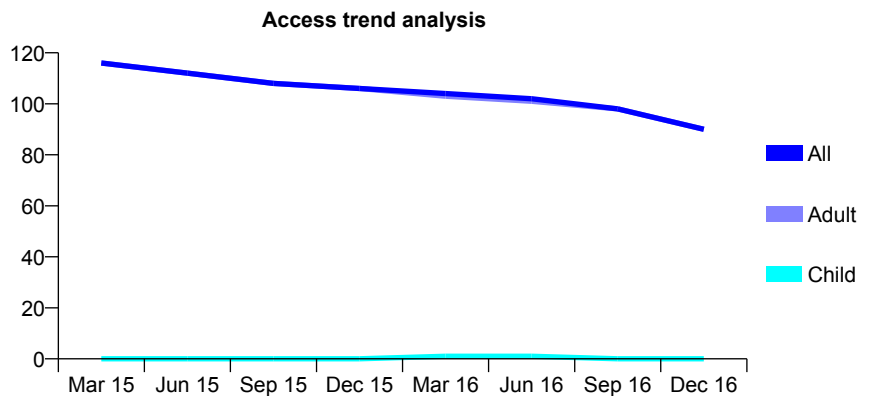
Q69 - Vital Signs At a Glance Contract Report for 323373/0003 - December 2016

Name or company name	MR GF HOLLIS
Contract type name	GDS Contract
Purpose of contract	General
Contract start date	01/04/2006
Contract end date	

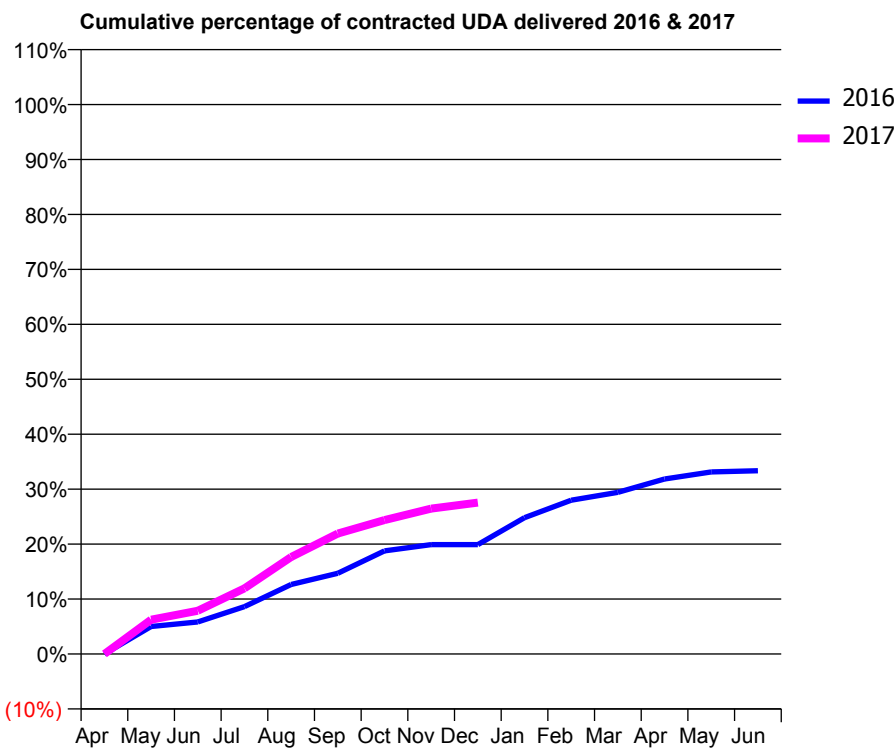
16/17 Contracted general activity (UDA)	1,474
Carry forward general activity (UDA)	0
16/17 Contracted orthodontic activity (UOA)	0
Carry forward orthodontic activity (UOA)	0
Baseline contract value	£41,032.71

ACCESS*

Patients seen in 24 months	Total	Change since previous quarter
Quarter ending December 2015	106	
Quarter ending March 2016	104	↓
Quarter ending June 2016	102	↓
Quarter ending September 2016	98	↓
Quarter ending December 2016	90	↓
Variance since December 2015	(15.1%)	↓



ACTIVITY



Month	Adjusted Scheduled Activity (UDA)	
	2016	2017
April	0	0
May	74	92
June	86	116
July	127	176
August	187	260
September	217	323
October	277	359
November	294	390
December	294	406
January	366	
February	413	
March	434	
April	470	
May	489	
June	492	

QUALITY

	Quantity	Base Number	Contract	AT	Region	England
% of FP17s for the same patient ID Re-attending within 3 months - Children	0	0	N/A	12.0%	11.9%	12.4%
% of FP17s for the same patient ID Re-attending within 3 months - Adults	3	110	2.7%	15.6%	16.5%	16.6%
% of FP17s for the same patient ID Re-attending between 3 & 9 months - Children	0	0	N/A	57.2%	60.2%	57.5%
% of FP17s for the same patient ID Re-attending between 3 & 9 months - Adults	68	110	61.8%	48.8%	52.0%	50.4%
% of FP17s for Band 1 Urgent Courses	1	94	1.1%	9.6%	9.5%	9.1%
% of FP17s Relating to Free Repair or Replacements	1	94	1.1%	0.8%	0.7%	0.8%
% of FP17s Relating to Continuations	0	94	0.0%	0.9%	1.2%	1.3%
% of Patients satisfied with the dentistry they have received	0	1	N/A	93.5%	92.9%	92.7%
% of Patients satisfied with the time they had to wait for an appointment	1	1	N/A	90.4%	88.8%	88.8%

* This is based on patients treated on this contract for their most recent course of treatment. Figures in italics indicate the base number of FP17s or Patient Questionnaire responses are less than 100. N/A is shown where the base number of responses is less than 10 during the period. % is calculated as Quantity/Base number*100

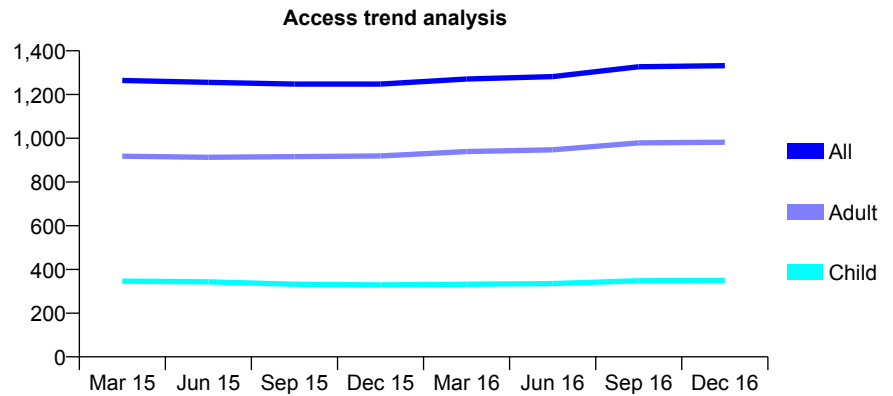
Q69 - Vital Signs At a Glance Contract Report for 323977/0001 - December 2016

Name or company name	MR JR WHITLOCK
Contract type name	GDS Contract
Purpose of contract	General
Contract start date	01/04/2006
Contract end date	

16/17 Contracted general activity (UDA)	4,200
Carry forward general activity (UDA)	64
16/17 Contracted orthodontic activity (UOA)	0
Carry forward orthodontic activity (UOA)	0
Baseline contract value	£103,957.14

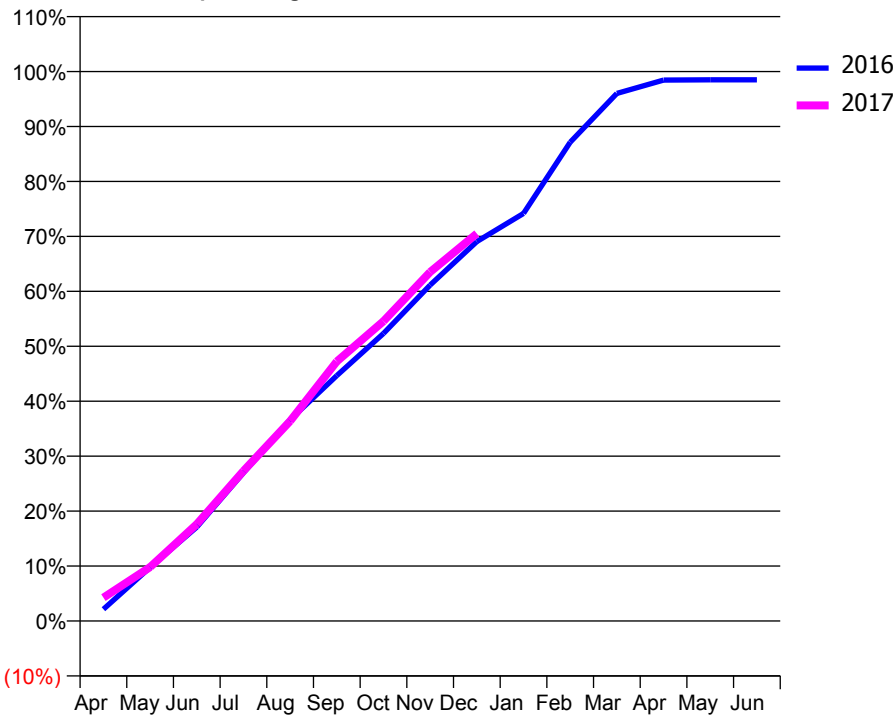
ACCESS*

Patients seen in 24 months	Total	Change since previous quarter
Quarter ending December 2015	1,248	
Quarter ending March 2016	1,271	→
Quarter ending June 2016	1,282	→
Quarter ending September 2016	1,327	↑
Quarter ending December 2016	1,332	→
Variance since December 2015	6.7%	↑



ACTIVITY

Cumulative percentage of contracted UDA delivered 2016 & 2017



Month	Adjusted Scheduled Activity (UDA)	
	2016	2017
April	90	178
May	410	412
June	718	741
July	1,133	1,148
August	1,539	1,528
September	1,876	1,984
October	2,198	2,291
November	2,568	2,668
December	2,900	2,961
January	3,115	
February	3,659	
March	4,033	
April	4,134	
May	4,136	
June	4,136	

QUALITY

	Quantity	Base Number	Contract	AT	Region	England
% of FP17s for the same patient ID Re-attending within 3 months - Children	27	454	5.9%	12.0%	11.9%	12.4%
% of FP17s for the same patient ID Re-attending within 3 months - Adults	186	1,273	14.6%	15.6%	16.5%	16.6%
% of FP17s for the same patient ID Re-attending between 3 & 9 months - Children	326	454	71.8%	57.2%	60.2%	57.5%
% of FP17s for the same patient ID Re-attending between 3 & 9 months - Adults	864	1,273	67.9%	48.8%	52.0%	50.4%
% of FP17s for Band 1 Urgent Courses	82	1,665	4.9%	9.6%	9.5%	9.1%
% of FP17s Relating to Free Repair or Replacements	0	1,665	0.0%	0.8%	0.7%	0.8%
% of FP17s Relating to Continuations	9	1,665	0.5%	0.9%	1.2%	1.3%
% of Patients satisfied with the dentistry they have received	3	3	N/A	93.5%	92.9%	92.7%
% of Patients satisfied with the time they had to wait for an appointment	3	3	N/A	90.4%	88.8%	88.8%

* This is based on patients treated on this contract for their most recent course of treatment. Figures in italics indicate the base number of FP17s or Patient Questionnaire responses are less than 100. N/A is shown where the base number of responses is less than 10 during the period. % is calculated as Quantity/Base number*100

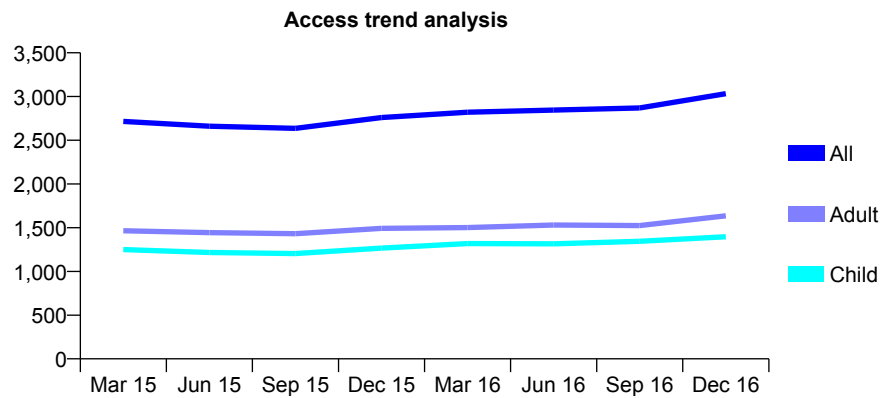
Q69 - Vital Signs At a Glance Contract Report for 326240/0001 - December 2016

Name or company name	MR NS SEHRA
Contract type name	GDS Contract
Purpose of contract	General
Contract start date	01/04/2006
Contract end date	

16/17 Contracted general activity (UDA)	11,428
Carry forward general activity (UDA)	-162
16/17 Contracted orthodontic activity (UOA)	0
Carry forward orthodontic activity (UOA)	0
Baseline contract value	£381,344.38

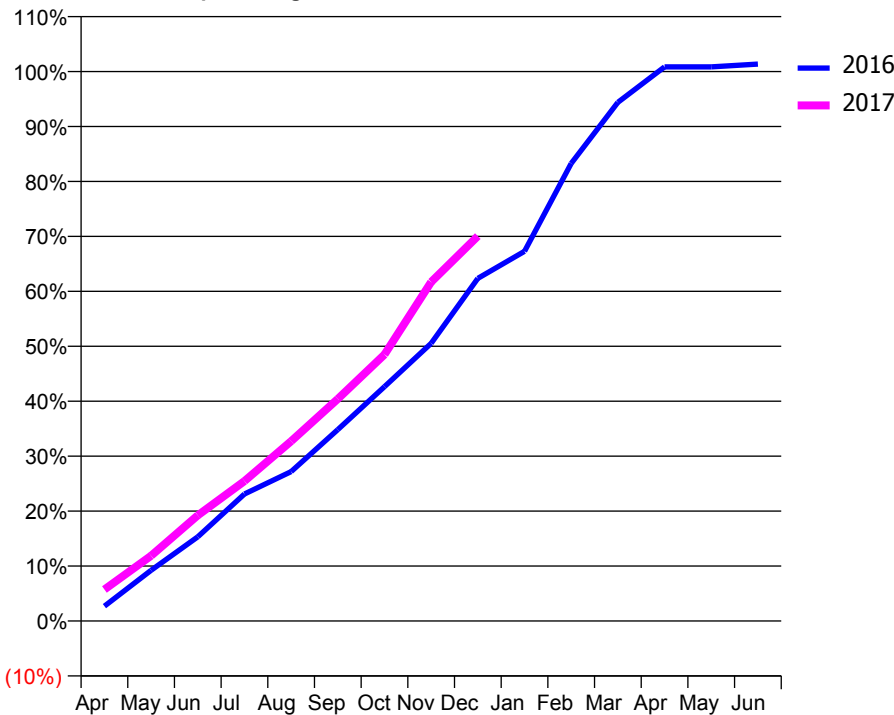
ACCESS*

Patients seen in 24 months	Total	Change since previous quarter
Quarter ending December 2015	2,759	
Quarter ending March 2016	2,820	↑
Quarter ending June 2016	2,845	→
Quarter ending September 2016	2,869	→
Quarter ending December 2016	3,032	↑
Variance since December 2015	9.9%	↑



ACTIVITY

Cumulative percentage of contracted UDA delivered 2016 & 2017



Month	2016	2017
April	325	655
May	1,105	1,358
June	1,834	2,198
July	2,765	2,912
August	3,255	3,740
September	4,168	4,618
October	5,105	5,543
November	6,046	7,052
December	7,460	8,004
January	8,051	
February	9,965	
March	11,294	
April	12,068	
May	12,067	
June	12,127	

QUALITY

	Quantity	Base Number	Contract	AT	Region	England
% of FP17s for the same patient ID Re-attending within 3 months - Children	78	1,766	4.4%	12.0%	11.9%	12.4%
% of FP17s for the same patient ID Re-attending within 3 months - Adults	241	1,576	15.3%	15.6%	16.5%	16.6%
% of FP17s for the same patient ID Re-attending between 3 & 9 months - Children	1,257	1,766	71.2%	57.2%	60.2%	57.5%
% of FP17s for the same patient ID Re-attending between 3 & 9 months - Adults	743	1,576	47.1%	48.8%	52.0%	50.4%
% of FP17s for Band 1 Urgent Courses	417	3,165	13.2%	9.6%	9.5%	9.1%
% of FP17s Relating to Free Repair or Replacements	4	3,165	0.1%	0.8%	0.7%	0.8%
% of FP17s Relating to Continuations	0	3,165	0.0%	0.9%	1.2%	1.3%
% of Patients satisfied with the dentistry they have received	3	3	N/A	93.5%	92.9%	92.7%
% of Patients satisfied with the time they had to wait for an appointment	3	3	N/A	90.4%	88.8%	88.8%

* This is based on patients treated on this contract for their most recent course of treatment. Figures in italics indicate the base number of FP17s or Patient Questionnaire responses are less than 100. N/A is shown where the base number of responses is less than 10 during the period. % is calculated as Quantity/Base number*100

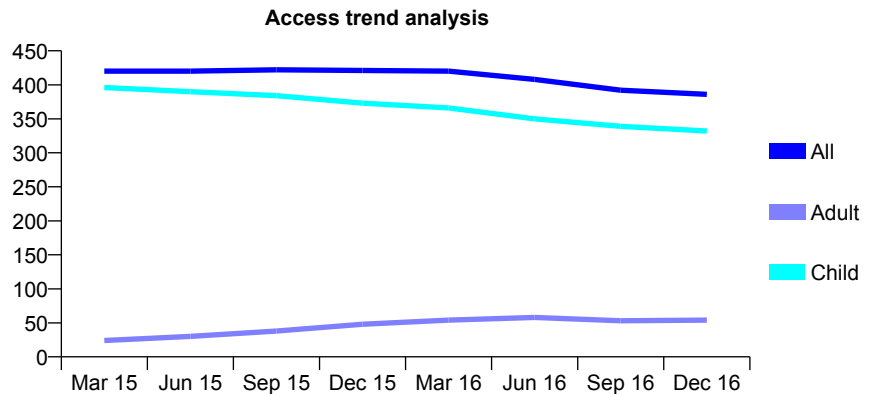
Q69 - Vital Signs At a Glance Contract Report for 327387/0001 - December 2016

Name or company name	MR MI BRADY
Contract type name	GDS Contract
Purpose of contract	General
Contract start date	01/04/2006
Contract end date	

16/17 Contracted general activity (UDA)	728
Carry forward general activity (UDA)	-15
16/17 Contracted orthodontic activity (UOA)	0
Carry forward orthodontic activity (UOA)	0
Baseline contract value	£13,817.42

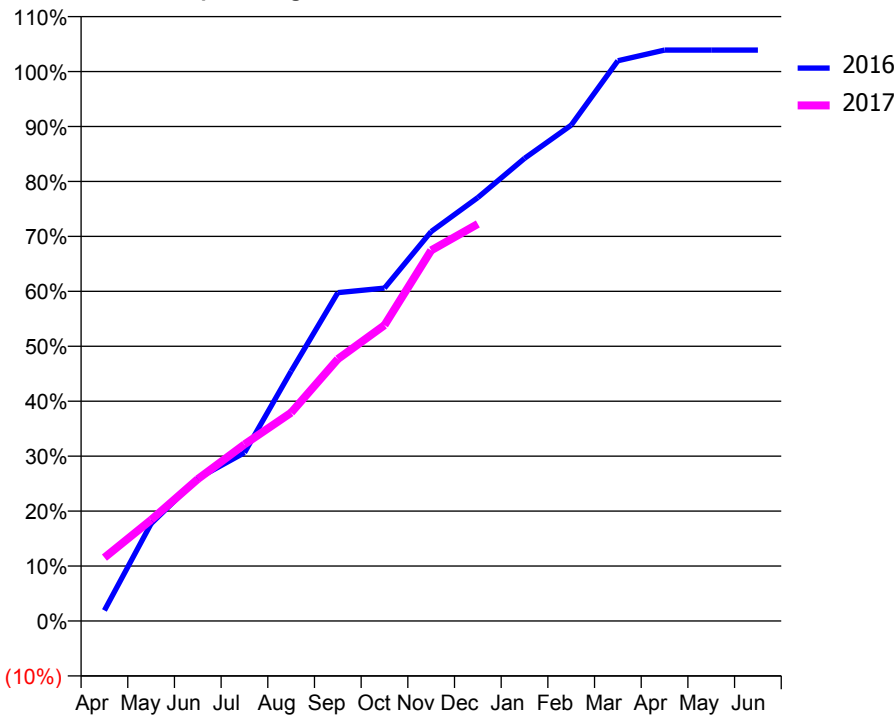
ACCESS*

Patients seen in 24 months	Total	Change since previous quarter
Quarter ending December 2015	421	
Quarter ending March 2016	420	→
Quarter ending June 2016	408	↓
Quarter ending September 2016	392	↓
Quarter ending December 2016	386	↓
Variance since December 2015	(8.3%)	↓



ACTIVITY

Cumulative percentage of contracted UDA delivered 2016 & 2017



Month	Adjusted Scheduled Activity (UDA)	
	2016	2017
April	14	84
May	129	134
June	189	188
July	223	234
August	331	276
September	435	347
October	441	392
November	516	491
December	561	526
January	613	
February	657	
March	742	
April	756	
May	756	
June	756	

QUALITY

	Quantity	Base Number	Contract	AT	Region	England
% of FP17s for the same patient ID Re-attending within 3 months - Children	27	329	8.2%	12.0%	11.9%	12.4%
% of FP17s for the same patient ID Re-attending within 3 months - Adults	3	25	12.0%	15.6%	16.5%	16.6%
% of FP17s for the same patient ID Re-attending between 3 & 9 months - Children	175	329	53.2%	57.2%	60.2%	57.5%
% of FP17s for the same patient ID Re-attending between 3 & 9 months - Adults	12	25	48.0%	48.8%	52.0%	50.4%
% of FP17s for Band 1 Urgent Courses	0	344	0.0%	9.6%	9.5%	9.1%
% of FP17s Relating to Free Repair or Replacements	0	344	0.0%	0.8%	0.7%	0.8%
% of FP17s Relating to Continuations	12	344	3.5%	0.9%	1.2%	1.3%
% of Patients satisfied with the dentistry they have received	1	1	N/A	93.5%	92.9%	92.7%
% of Patients satisfied with the time they had to wait for an appointment	1	1	N/A	90.4%	88.8%	88.8%

* This is based on patients treated on this contract for their most recent course of treatment. Figures in italics indicate the base number of FP17s or Patient Questionnaire responses are less than 100. N/A is shown where the base number of responses is less than 10 during the period. % is calculated as Quantity/Base number*100

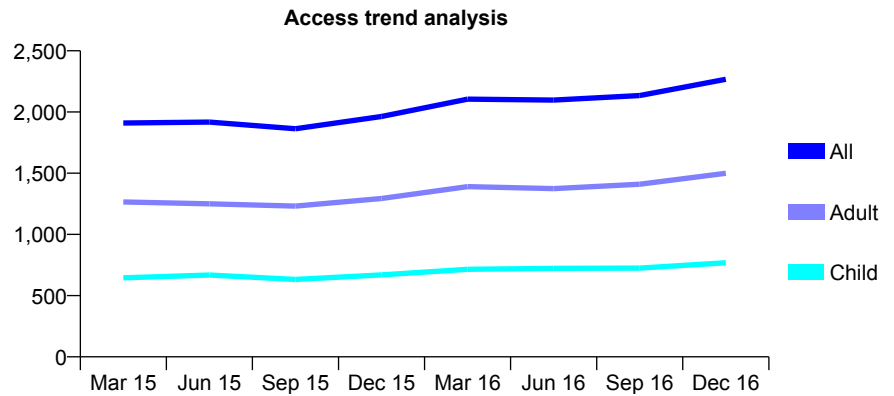
Q69 - Vital Signs At a Glance Contract Report for 332119/0003 - December 2016

Name or company name	MR S CHOPRA
Contract type name	GDS Contract
Purpose of contract	General
Contract start date	24/12/2009
Contract end date	

16/17 Contracted general activity (UDA)	3,150
Carry forward general activity (UDA)	-54
16/17 Contracted orthodontic activity (UOA)	0
Carry forward orthodontic activity (UOA)	0
Baseline contract value	£91,798.82

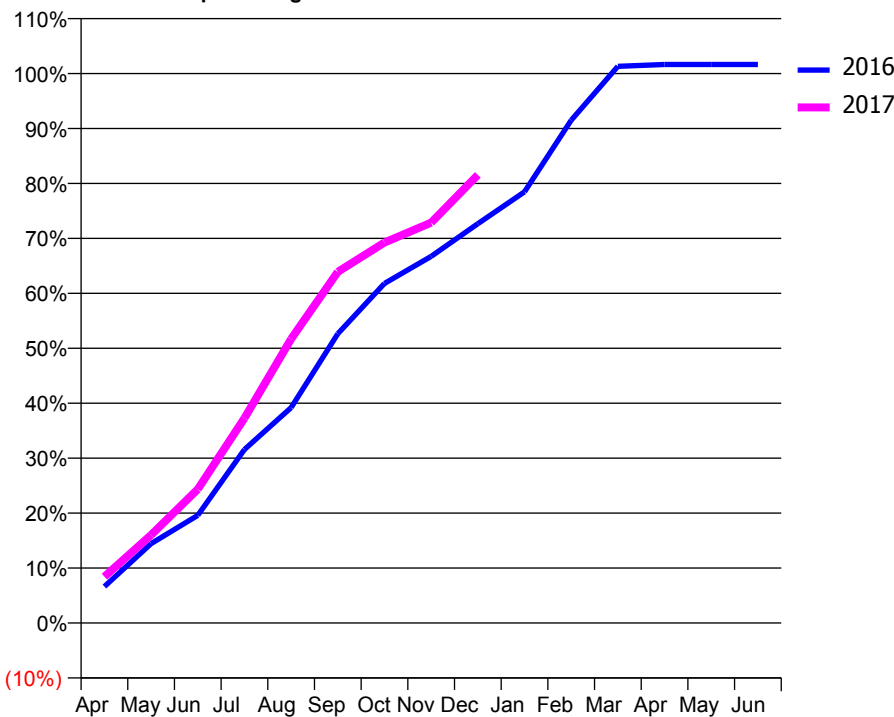
ACCESS*

Patients seen in 24 months	Total	Change since previous quarter
Quarter ending December 2015	1,963	
Quarter ending March 2016	2,105	↑
Quarter ending June 2016	2,097	→
Quarter ending September 2016	2,135	→
Quarter ending December 2016	2,267	↑
Variance since December 2015	15.5%	↑



ACTIVITY

Cumulative percentage of contracted UDA delivered 2016 & 2017



Month	Adjusted Scheduled Activity (UDA)	
	2016	2017
April	219	265
May	477	505
June	646	767
July	1,042	1,174
August	1,293	1,628
September	1,736	2,013
October	2,038	2,181
November	2,201	2,295
December	2,396	2,569
January	2,588	
February	3,018	
March	3,341	
April	3,352	
May	3,352	
June	3,352	

QUALITY

	Quantity	Base Number	Contract	AT	Region	England
% of FP17s for the same patient ID Re-attending within 3 months - Children	56	653	8.6%	12.0%	11.9%	12.4%
% of FP17s for the same patient ID Re-attending within 3 months - Adults	201	1,185	17.0%	15.6%	16.5%	16.6%
% of FP17s for the same patient ID Re-attending between 3 & 9 months - Children	279	653	42.7%	57.2%	60.2%	57.5%
% of FP17s for the same patient ID Re-attending between 3 & 9 months - Adults	320	1,185	27.0%	48.8%	52.0%	50.4%
% of FP17s for Band 1 Urgent Courses	184	854	21.5%	9.6%	9.5%	9.1%
% of FP17s Relating to Free Repair or Replacements	0	854	0.0%	0.8%	0.7%	0.8%
% of FP17s Relating to Continuations	15	854	1.8%	0.9%	1.2%	1.3%
% of Patients satisfied with the dentistry they have received	2	2	N/A	93.5%	92.9%	92.7%
% of Patients satisfied with the time they had to wait for an appointment	0	2	N/A	90.4%	88.8%	88.8%

* This is based on patients treated on this contract for their most recent course of treatment. Figures in italics indicate the base number of FP17s or Patient Questionnaire responses are less than 100. N/A is shown where the base number of responses is less than 10 during the period. % is calculated as Quantity/Base number*100

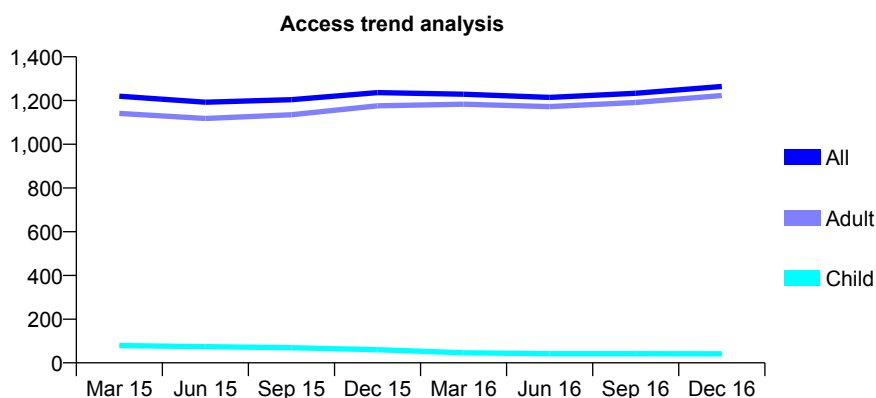
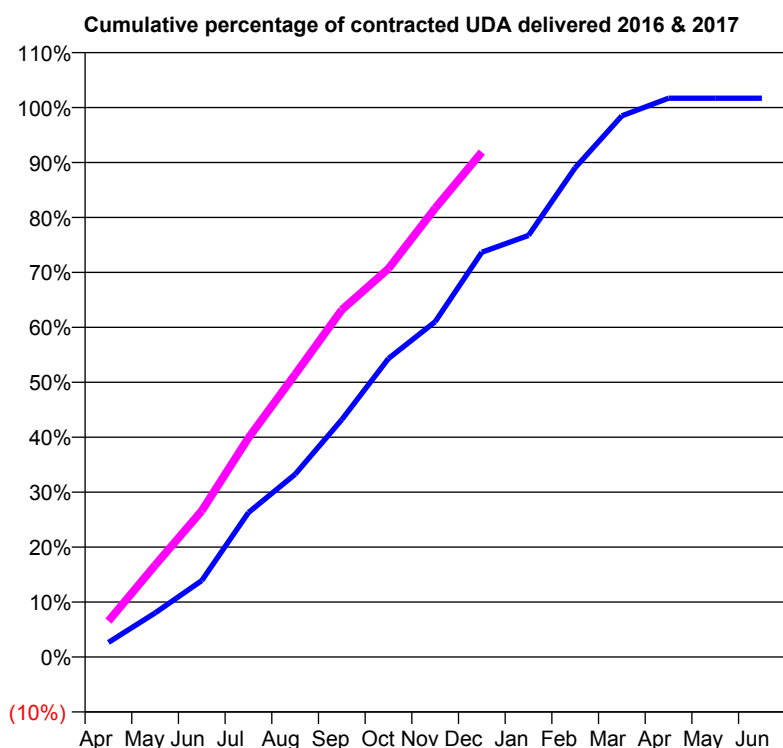
Q69 - Vital Signs At a Glance Contract Report for 332119/0005 - December 2016

Name or company name	MR S CHOPRA
Contract type name	GDS Contract
Purpose of contract	General
Contract start date	01/04/2013
Contract end date	

16/17 Contracted general activity (UDA)	5,175
Carry forward general activity (UDA)	-93
16/17 Contracted orthodontic activity (UOA)	0
Carry forward orthodontic activity (UOA)	0
Baseline contract value	£264,030.23

ACCESS*

Patients seen in 24 months	Total	Change since previous quarter
Quarter ending December 2015	1,236	
Quarter ending March 2016	1,229	→
Quarter ending June 2016	1,214	↓
Quarter ending September 2016	1,233	→
Quarter ending December 2016	1,264	↑
Variance since December 2015	2.3%	↑


ACTIVITY


Month	Adjusted Scheduled Activity (UDA)	
	2016	2017
April	144	338
May	435	864
June	754	1,377
July	1,425	2,064
August	1,802	2,662
September	2,342	3,269
October	2,944	3,658
November	3,307	4,227
December	3,992	4,755
January	4,158	
February	4,825	
March	5,337	
April	5,511	
May	5,511	
June	5,511	

QUALITY

	Quantity	Base Number	Contract	AT	Region	England
% of FP17s for the same patient ID Re-attending within 3 months - Children	0	35	0.0%	12.0%	11.9%	12.4%
% of FP17s for the same patient ID Re-attending within 3 months - Adults	15	828	1.8%	15.6%	16.5%	16.6%
% of FP17s for the same patient ID Re-attending between 3 & 9 months - Children	2	35	5.7%	57.2%	60.2%	57.5%
% of FP17s for the same patient ID Re-attending between 3 & 9 months - Adults	76	828	9.2%	48.8%	52.0%	50.4%
% of FP17s for Band 1 Urgent Courses	0	817	0.0%	9.6%	9.5%	9.1%
% of FP17s Relating to Free Repair or Replacements	0	817	0.0%	0.8%	0.7%	0.8%
% of FP17s Relating to Continuations	2	817	0.2%	0.9%	1.2%	1.3%
% of Patients satisfied with the dentistry they have received	0	1	N/A	93.5%	92.9%	92.7%
% of Patients satisfied with the time they had to wait for an appointment	0	1	N/A	90.4%	88.8%	88.8%

* This is based on patients treated on this contract for their most recent course of treatment. Figures in italics indicate the base number of FP17s or Patient Questionnaire responses are less than 100. N/A is shown where the base number of responses is less than 10 during the period. % is calculated as Quantity/Base number*100

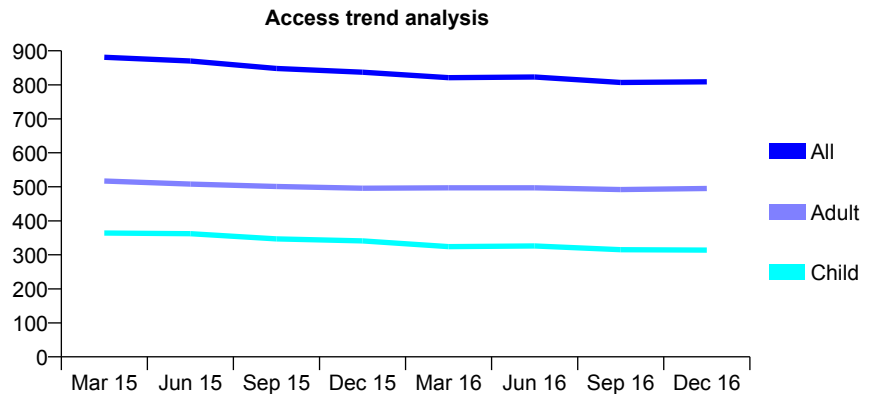
Q69 - Vital Signs At a Glance Contract Report for 334944/0001 - December 2016

Name or company name	Haverleigh Dental Surgery
Contract type name	GDS Contract
Purpose of contract	General
Contract start date	01/04/2006
Contract end date	

16/17 Contracted general activity (UDA)	1,760
Carry forward general activity (UDA)	34
16/17 Contracted orthodontic activity (UOA)	0
Carry forward orthodontic activity (UOA)	0
Baseline contract value	£42,527.25

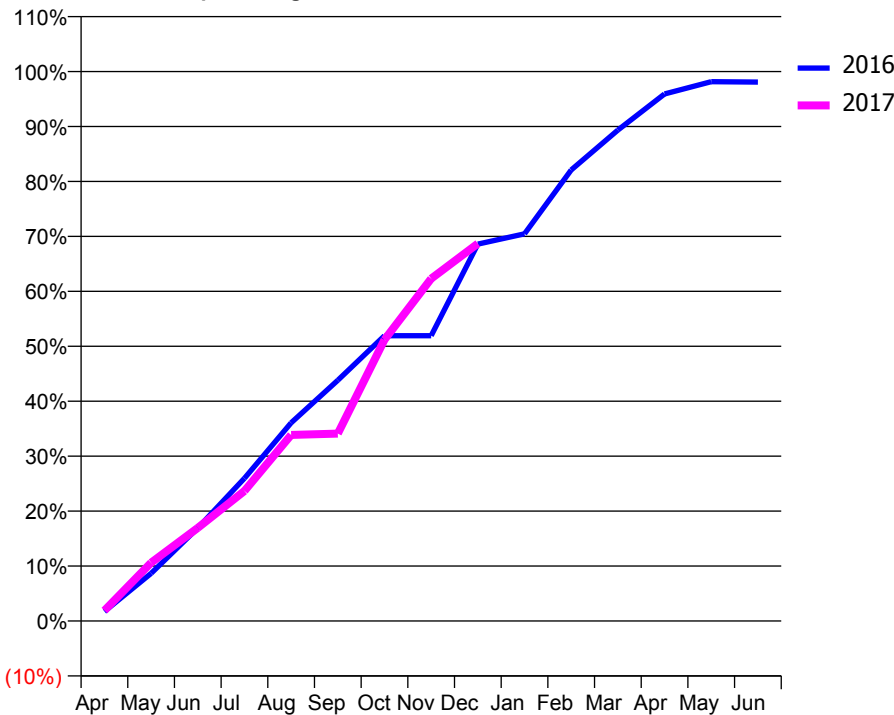
ACCESS*

Patients seen in 24 months	Total	Change since previous quarter
Quarter ending December 2015	837	
Quarter ending March 2016	821	↓
Quarter ending June 2016	823	→
Quarter ending September 2016	807	↓
Quarter ending December 2016	809	→
Variance since December 2015	(3.3%)	↓



ACTIVITY

Cumulative percentage of contracted UDA delivered 2016 & 2017



Month	Adjusted Scheduled Activity (UDA)	
	2016	2017
April	30	33
May	153	187
June	298	298
July	457	417
August	635	596
September	771	600
October	914	901
November	914	1,096
December	1,207	1,209
January	1,240	
February	1,445	
March	1,572	
April	1,688	
May	1,727	
June	1,726	

QUALITY

	Quantity	Base Number	Contract	AT	Region	England
% of FP17s for the same patient ID Re-attending within 3 months - Children	12	360	3.3%	12.0%	11.9%	12.4%
% of FP17s for the same patient ID Re-attending within 3 months - Adults	42	550	7.6%	15.6%	16.5%	16.6%
% of FP17s for the same patient ID Re-attending between 3 & 9 months - Children	258	360	71.7%	57.2%	60.2%	57.5%
% of FP17s for the same patient ID Re-attending between 3 & 9 months - Adults	425	550	77.3%	48.8%	52.0%	50.4%
% of FP17s for Band 1 Urgent Courses	19	793	2.4%	9.6%	9.5%	9.1%
% of FP17s Relating to Free Repair or Replacements	0	793	0.0%	0.8%	0.7%	0.8%
% of FP17s Relating to Continuations	1	793	0.1%	0.9%	1.2%	1.3%
% of Patients satisfied with the dentistry they have received	2	2	N/A	93.5%	92.9%	92.7%
% of Patients satisfied with the time they had to wait for an appointment	2	2	N/A	90.4%	88.8%	88.8%

* This is based on patients treated on this contract for their most recent course of treatment. Figures in italics indicate the base number of FP17s or Patient Questionnaire responses are less than 100. N/A is shown where the base number of responses is less than 10 during the period. % is calculated as Quantity/Base number*100

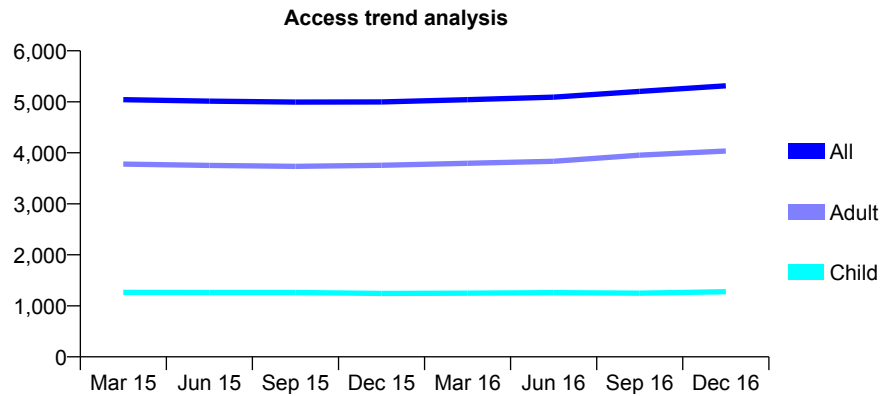
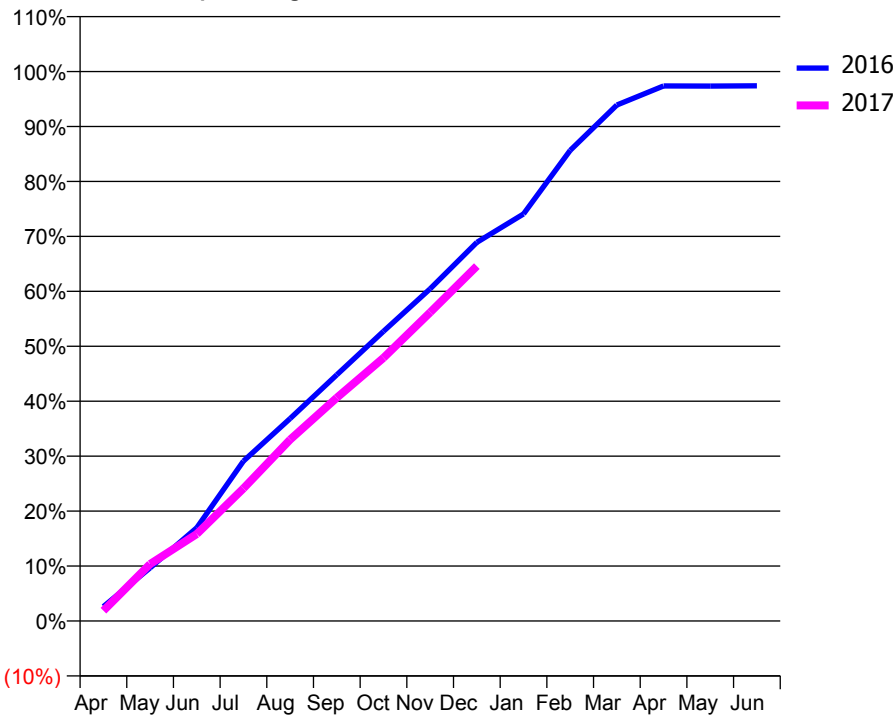
Q69 - Vital Signs At a Glance Contract Report for 335304/0001 - December 2016

Name or company name	MR LR POWELL
Contract type name	GDS Contract
Purpose of contract	General
Contract start date	01/04/2006
Contract end date	

16/17 Contracted general activity (UDA)	17,123
Carry forward general activity (UDA)	448
16/17 Contracted orthodontic activity (UOA)	0
Carry forward orthodontic activity (UOA)	0
Baseline contract value	£391,044.74

ACCESS*

Patients seen in 24 months	Total	Change since previous quarter
Quarter ending December 2015	4,997	
Quarter ending March 2016	5,043	→
Quarter ending June 2016	5,092	→
Quarter ending September 2016	5,204	↑
Quarter ending December 2016	5,313	↑
Variance since December 2015	6.3%	↑


ACTIVITY
Cumulative percentage of contracted UDA delivered 2016 & 2017


Month	Adjusted Scheduled Activity (UDA)	
	2016	2017
April	452	322
May	1,656	1,778
June	2,907	2,710
July	4,984	4,131
August	6,308	5,655
September	7,675	6,960
October	9,027	8,201
November	10,353	9,617
December	11,797	11,058
January	12,683	
February	14,665	
March	16,080	
April	16,671	
May	16,670	
June	16,676	

QUALITY

	Quantity	Base Number	Contract	AT	Region	England
% of FP17s for the same patient ID Re-attending within 3 months - Children	192	1,696	11.3%	12.0%	11.9%	12.4%
% of FP17s for the same patient ID Re-attending within 3 months - Adults	905	5,066	17.9%	15.6%	16.5%	16.6%
% of FP17s for the same patient ID Re-attending between 3 & 9 months - Children	1,070	1,696	63.1%	57.2%	60.2%	57.5%
% of FP17s for the same patient ID Re-attending between 3 & 9 months - Adults	2,846	5,066	56.2%	48.8%	52.0%	50.4%
% of FP17s for Band 1 Urgent Courses	670	6,439	10.4%	9.6%	9.5%	9.1%
% of FP17s Relating to Free Repair or Replacements	87	6,439	1.4%	0.8%	0.7%	0.8%
% of FP17s Relating to Continuations	47	6,439	0.7%	0.9%	1.2%	1.3%
% of Patients satisfied with the dentistry they have received	12	14	85.7%	93.5%	92.9%	92.7%
% of Patients satisfied with the time they had to wait for an appointment	13	14	92.9%	90.4%	88.8%	88.8%

* This is based on patients treated on this contract for their most recent course of treatment. Figures in italics indicate the base number of FP17s or Patient Questionnaire responses are less than 100. N/A is shown where the base number of responses is less than 10 during the period. % is calculated as Quantity/Base number*100

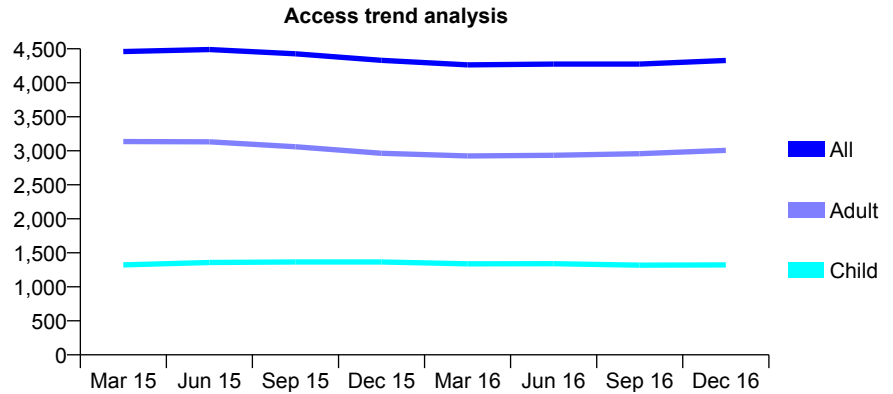
Q69 - Vital Signs At a Glance Contract Report for 336785/0001 - December 2016

Name or company name	MRS KS RADIA
Contract type name	GDS Contract
Purpose of contract	General
Contract start date	01/04/2006
Contract end date	

16/17 Contracted general activity (UDA)	8,951
Carry forward general activity (UDA)	147
16/17 Contracted orthodontic activity (UOA)	0
Carry forward orthodontic activity (UOA)	0
Baseline contract value	£287,992.59

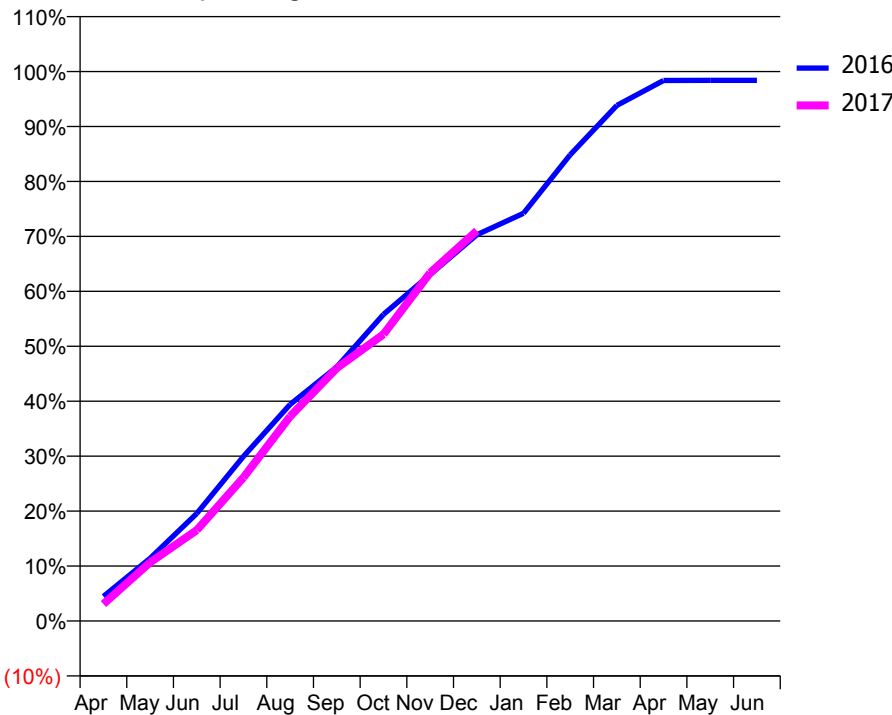
ACCESS*

Patients seen in 24 months	Total	Change since previous quarter
Quarter ending December 2015	4,330	
Quarter ending March 2016	4,263	↓
Quarter ending June 2016	4,276	→
Quarter ending September 2016	4,275	→
Quarter ending December 2016	4,329	→
Variance since December 2015	(0.0%)	→



ACTIVITY

Cumulative percentage of contracted UDA delivered 2016 & 2017



Month	Adjusted Scheduled Activity (UDA)	
	2016	2017
April	411	276
May	1,046	954
June	1,794	1,481
July	2,744	2,339
August	3,612	3,333
September	4,236	4,119
October	5,113	4,672
November	5,776	5,672
December	6,439	6,356
January	6,797	
February	7,774	
March	8,595	
April	9,012	
May	9,014	
June	9,014	

QUALITY

	Quantity	Base Number	Contract	AT	Region	England
% of FP17s for the same patient ID Re-attending within 3 months - Children	96	1,636	5.9%	12.0%	11.9%	12.4%
% of FP17s for the same patient ID Re-attending within 3 months - Adults	388	2,927	13.3%	15.6%	16.5%	16.6%
% of FP17s for the same patient ID Re-attending between 3 & 9 months - Children	1,111	1,636	67.9%	57.2%	60.2%	57.5%
% of FP17s for the same patient ID Re-attending between 3 & 9 months - Adults	1,149	2,927	39.3%	48.8%	52.0%	50.4%
% of FP17s for Band 1 Urgent Courses	339	3,648	9.3%	9.6%	9.5%	9.1%
% of FP17s Relating to Free Repair or Replacements	7	3,648	0.2%	0.8%	0.7%	0.8%
% of FP17s Relating to Continuations	19	3,648	0.5%	0.9%	1.2%	1.3%
% of Patients satisfied with the dentistry they have received	17	18	94.4%	93.5%	92.9%	92.7%
% of Patients satisfied with the time they had to wait for an appointment	16	18	88.9%	90.4%	88.8%	88.8%

* This is based on patients treated on this contract for their most recent course of treatment. Figures in italics indicate the base number of FP17s or Patient Questionnaire responses are less than 100. N/A is shown where the base number of responses is less than 10 during the period. % is calculated as Quantity/Base number*100

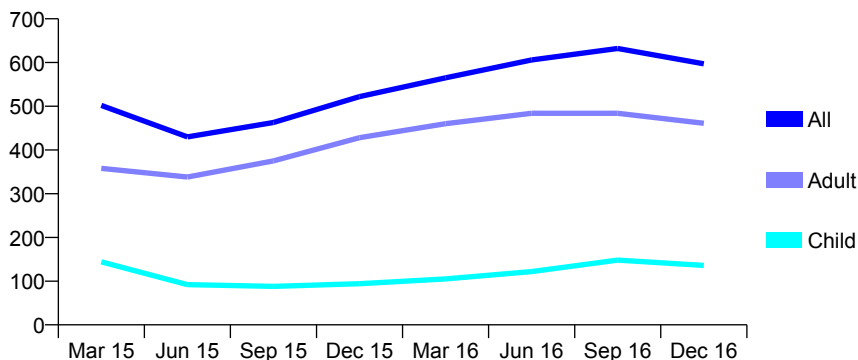
Q69 - Vital Signs At a Glance Contract Report for 336785/0002 - December 2016

Name or company name	MRS KS RADIA
Contract type name	GDS Contract
Purpose of contract	General
Contract start date	01/04/2009
Contract end date	

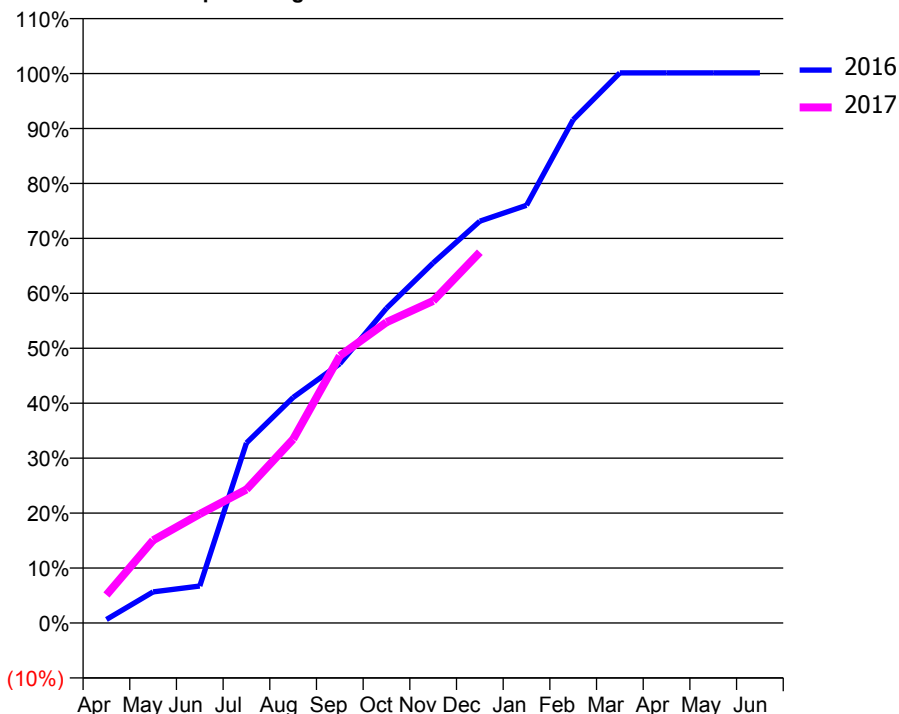
16/17 Contracted general activity (UDA)	1,050
Carry forward general activity (UDA)	-1
16/17 Contracted orthodontic activity (UOA)	0
Carry forward orthodontic activity (UOA)	0
Baseline contract value	£28,152.88

ACCESS*

Patients seen in 24 months	Total	Change since previous quarter
Quarter ending December 2015	522	
Quarter ending March 2016	565	↑
Quarter ending June 2016	606	↑
Quarter ending September 2016	632	↑
Quarter ending December 2016	597	↓
Variance since December 2015	14.4%	↑

Access trend analysis


ACTIVITY

Cumulative percentage of contracted UDA delivered 2016 & 2017


Month	Adjusted Scheduled Activity (UDA)	
	2016	2017
April	7	54
May	61	158
June	72	208
July	352	255
August	441	351
September	507	511
October	616	575
November	704	615
December	786	708
January	817	
February	985	
March	1,076	
April	1,076	
May	1,076	
June	1,076	

QUALITY

	Quantity	Base Number	Contract	AT	Region	England
% of FP17s for the same patient ID Re-attending within 3 months - Children	0	163	0.0%	12.0%	11.9%	12.4%
% of FP17s for the same patient ID Re-attending within 3 months - Adults	7	430	1.6%	15.6%	16.5%	16.6%
% of FP17s for the same patient ID Re-attending between 3 & 9 months - Children	67	163	41.1%	57.2%	60.2%	57.5%
% of FP17s for the same patient ID Re-attending between 3 & 9 months - Adults	81	430	18.8%	48.8%	52.0%	50.4%
% of FP17s for Band 1 Urgent Courses	62	593	10.5%	9.6%	9.5%	9.1%
% of FP17s Relating to Free Repair or Replacements	2	593	0.3%	0.8%	0.7%	0.8%
% of FP17s Relating to Continuations	0	593	0.0%	0.9%	1.2%	1.3%
% of Patients satisfied with the dentistry they have received	2	2	N/A	93.5%	92.9%	92.7%
% of Patients satisfied with the time they had to wait for an appointment	2	2	N/A	90.4%	88.8%	88.8%

* This is based on patients treated on this contract for their most recent course of treatment. Figures in italics indicate the base number of FP17s or Patient Questionnaire responses are less than 100. N/A is shown where the base number of responses is less than 10 during the period. % is calculated as Quantity/Base number*100

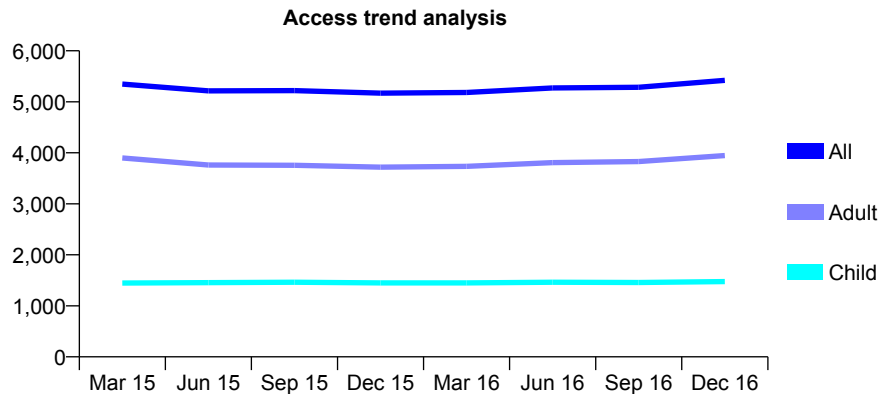
Q69 - Vital Signs At a Glance Contract Report for 337765/0001 - December 2016

Name or company name	MR SI YOUNG
Contract type name	GDS Contract
Purpose of contract	General
Contract start date	01/04/2006
Contract end date	

16/17 Contracted general activity (UDA)	15,338
Carry forward general activity (UDA)	0
16/17 Contracted orthodontic activity (UOA)	0
Carry forward orthodontic activity (UOA)	0
Baseline contract value	£391,112.06

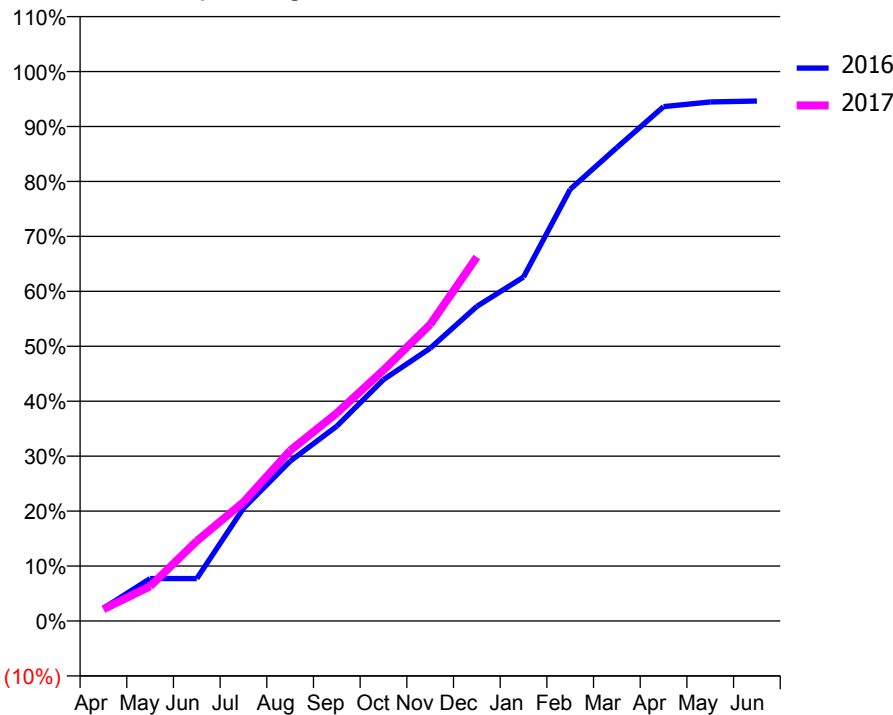
ACCESS*

Patients seen in 24 months	Total	Change since previous quarter
Quarter ending December 2015	5,170	
Quarter ending March 2016	5,184	→
Quarter ending June 2016	5,273	→
Quarter ending September 2016	5,285	→
Quarter ending December 2016	5,422	↑
Variance since December 2015	4.9%	↑



ACTIVITY

Cumulative percentage of contracted UDA delivered 2016 & 2017



Month	Adjusted Scheduled Activity (UDA)	
	2016	2017
April	355	331
May	1,185	971
June	1,185	2,234
July	3,147	3,317
August	4,459	4,759
September	5,441	5,803
October	6,739	7,003
November	7,613	8,275
December	8,782	10,158
January	9,603	
February	12,051	
March	13,217	
April	14,358	
May	14,487	
June	14,515	

QUALITY

	Quantity	Base Number	Contract	AT	Region	England
% of FP17s for the same patient ID Re-attending within 3 months - Children	96	1,661	5.8%	12.0%	11.9%	12.4%
% of FP17s for the same patient ID Re-attending within 3 months - Adults	586	3,644	16.1%	15.6%	16.5%	16.6%
% of FP17s for the same patient ID Re-attending between 3 & 9 months - Children	1,074	1,661	64.7%	57.2%	60.2%	57.5%
% of FP17s for the same patient ID Re-attending between 3 & 9 months - Adults	989	3,644	27.1%	48.8%	52.0%	50.4%
% of FP17s for Band 1 Urgent Courses	673	4,870	13.8%	9.6%	9.5%	9.1%
% of FP17s Relating to Free Repair or Replacements	16	4,870	0.3%	0.8%	0.7%	0.8%
% of FP17s Relating to Continuations	7	4,870	0.1%	0.9%	1.2%	1.3%
% of Patients satisfied with the dentistry they have received	12	12	100.0%	93.5%	92.9%	92.7%
% of Patients satisfied with the time they had to wait for an appointment	12	12	100.0%	90.4%	88.8%	88.8%

* This is based on patients treated on this contract for their most recent course of treatment. Figures in italics indicate the base number of FP17s or Patient Questionnaire responses are less than 100. N/A is shown where the base number of responses is less than 10 during the period. % is calculated as Quantity/Base number*100

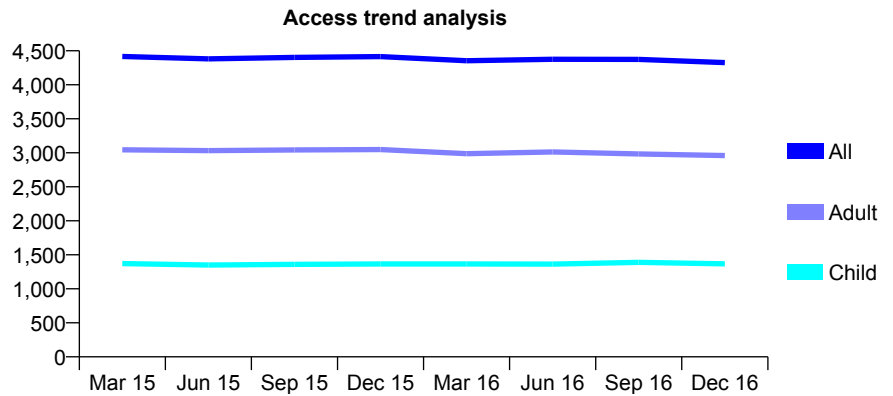
Q69 - Vital Signs At a Glance Contract Report for 338761/0002 - December 2016

Name or company name	MR MS KHAN
Contract type name	GDS Contract
Purpose of contract	General
Contract start date	01/04/2006
Contract end date	

16/17 Contracted general activity (UDA)	11,111
Carry forward general activity (UDA)	-7
16/17 Contracted orthodontic activity (UOA)	0
Carry forward orthodontic activity (UOA)	0
Baseline contract value	£262,775.82

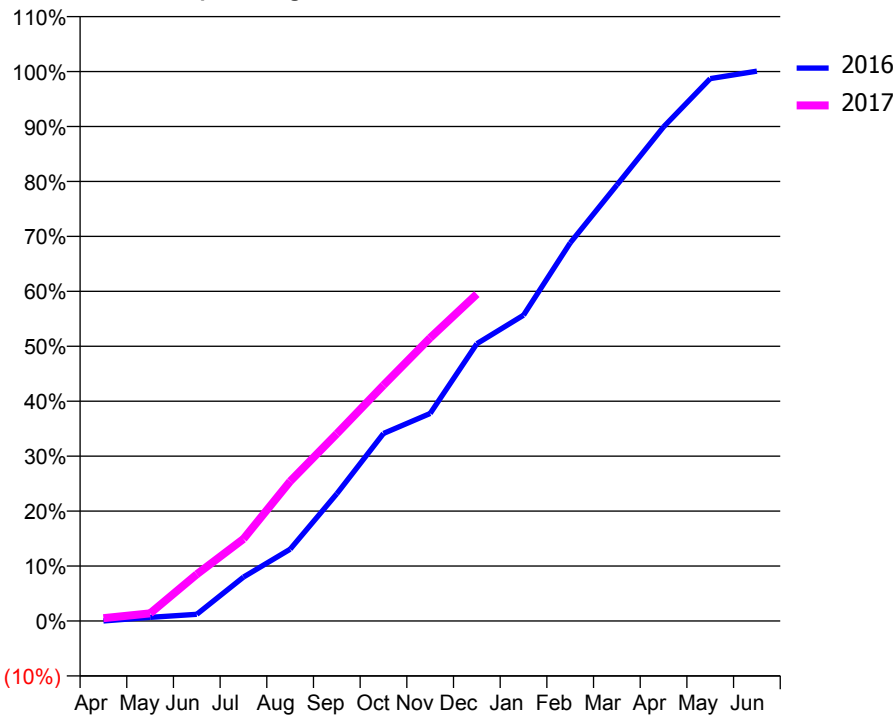
ACCESS*

Patients seen in 24 months	Total	Change since previous quarter
Quarter ending December 2015	4,414	
Quarter ending March 2016	4,353	↓
Quarter ending June 2016	4,376	→
Quarter ending September 2016	4,373	→
Quarter ending December 2016	4,327	↓
Variance since December 2015	(2.0%)	↓



ACTIVITY

Cumulative percentage of contracted UDA delivered 2016 & 2017



Month	Adjusted Scheduled Activity (UDA)	
	2016	2017
April	0	58
May	74	154
June	136	946
July	890	1,660
August	1,452	2,823
September	2,573	3,787
October	3,792	4,767
November	4,197	5,725
December	5,607	6,610
January	6,183	
February	7,644	
March	8,815	
April	9,991	
May	10,967	
June	11,119	

QUALITY

	Quantity	Base Number	Contract	AT	Region	England
% of FP17s for the same patient ID Re-attending within 3 months - Children	118	1,618	7.3%	12.0%	11.9%	12.4%
% of FP17s for the same patient ID Re-attending within 3 months - Adults	385	3,248	11.9%	15.6%	16.5%	16.6%
% of FP17s for the same patient ID Re-attending between 3 & 9 months - Children	1,008	1,618	62.3%	57.2%	60.2%	57.5%
% of FP17s for the same patient ID Re-attending between 3 & 9 months - Adults	1,956	3,248	60.2%	48.8%	52.0%	50.4%
% of FP17s for Band 1 Urgent Courses	349	3,721	9.4%	9.6%	9.5%	9.1%
% of FP17s Relating to Free Repair or Replacements	6	3,721	0.2%	0.8%	0.7%	0.8%
% of FP17s Relating to Continuations	44	3,721	1.2%	0.9%	1.2%	1.3%
% of Patients satisfied with the dentistry they have received	10	11	90.9%	93.5%	92.9%	92.7%
% of Patients satisfied with the time they had to wait for an appointment	10	11	90.9%	90.4%	88.8%	88.8%

* This is based on patients treated on this contract for their most recent course of treatment. Figures in italics indicate the base number of FP17s or Patient Questionnaire responses are less than 100. N/A is shown where the base number of responses is less than 10 during the period. % is calculated as Quantity/Base number*100

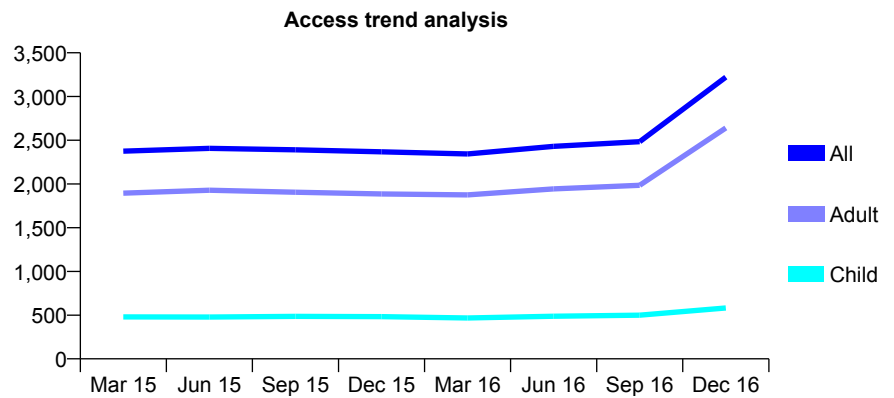
Q69 - Vital Signs At a Glance Contract Report for 339946/0001 - December 2016

Name or company name	Mrs RK Kakad
Contract type name	GDS Contract
Purpose of contract	General
Contract start date	01/04/2006
Contract end date	

16/17 Contracted general activity (UDA)	12,655
Carry forward general activity (UDA)	0
16/17 Contracted orthodontic activity (UOA)	0
Carry forward orthodontic activity (UOA)	0
Baseline contract value	£272,017.37

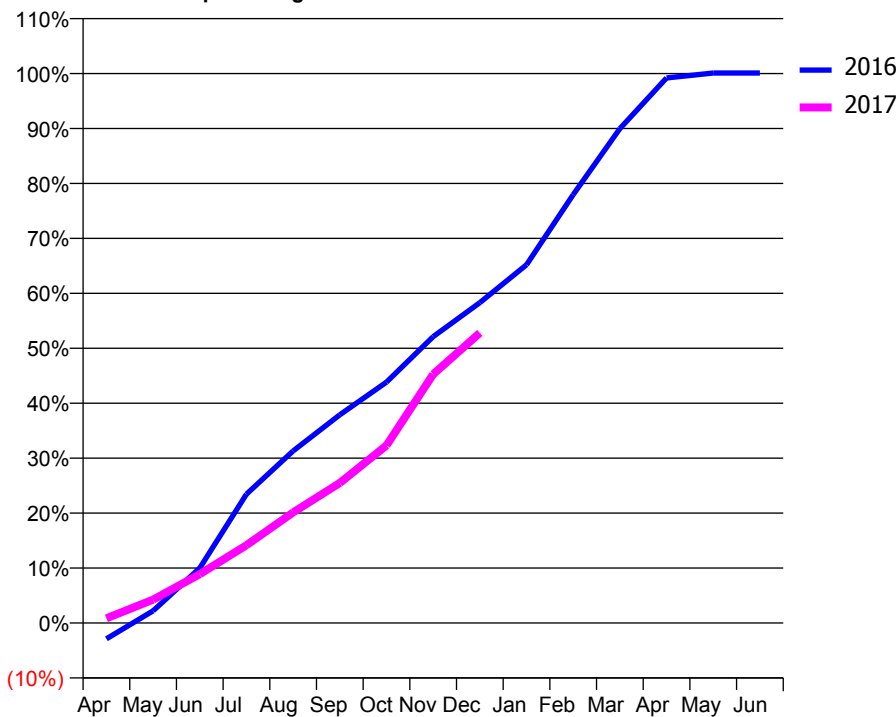
ACCESS*

Patients seen in 24 months	Total	Change since previous quarter
Quarter ending December 2015	2,367	
Quarter ending March 2016	2,343	↓
Quarter ending June 2016	2,430	↑
Quarter ending September 2016	2,484	↑
Quarter ending December 2016	3,222	↑
Variance since December 2015	36.1%	↑



ACTIVITY

Cumulative percentage of contracted UDA delivered 2016 & 2017



Month	Adjusted Scheduled Activity (UDA)	
	2016	2017
April	-186	109
May	141	538
June	640	1,124
July	1,500	1,793
August	2,003	2,547
September	2,423	3,225
October	2,804	4,089
November	3,334	5,729
December	3,729	6,681
January	4,171	
February	4,987	
March	5,755	
April	6,346	
May	6,403	
June	6,403	

QUALITY

	Quantity	Base Number	Contract	AT	Region	England
% of FP17s for the same patient ID Re-attending within 3 months - Children	27	560	4.8%	12.0%	11.9%	12.4%
% of FP17s for the same patient ID Re-attending within 3 months - Adults	273	2,478	11.0%	15.6%	16.5%	16.6%
% of FP17s for the same patient ID Re-attending between 3 & 9 months - Children	211	560	37.7%	57.2%	60.2%	57.5%
% of FP17s for the same patient ID Re-attending between 3 & 9 months - Adults	672	2,478	27.1%	48.8%	52.0%	50.4%
% of FP17s for Band 1 Urgent Courses	226	2,825	8.0%	9.6%	9.5%	9.1%
% of FP17s Relating to Free Repair or Replacements	6	2,825	0.2%	0.8%	0.7%	0.8%
% of FP17s Relating to Continuations	42	2,825	1.5%	0.9%	1.2%	1.3%
% of Patients satisfied with the dentistry they have received	6	6	N/A	93.5%	92.9%	92.7%
% of Patients satisfied with the time they had to wait for an appointment	5	6	N/A	90.4%	88.8%	88.8%

* This is based on patients treated on this contract for their most recent course of treatment. Figures in italics indicate the base number of FP17s or Patient Questionnaire responses are less than 100. N/A is shown where the base number of responses is less than 10 during the period. % is calculated as Quantity/Base number*100

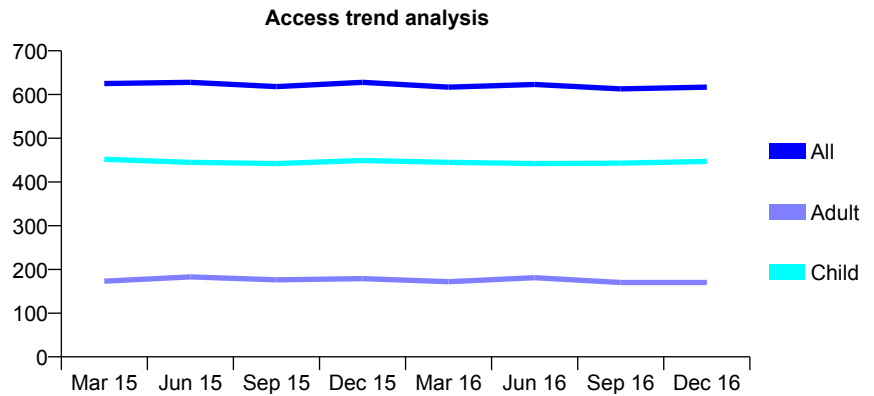
Q69 - Vital Signs At a Glance Contract Report for 341495/0001 - December 2016

Name or company name	MISS M BAGHERZADEH-BUICKI
Contract type name	GDS Contract
Purpose of contract	General
Contract start date	01/04/2006
Contract end date	

16/17 Contracted general activity (UDA)	2,359
Carry forward general activity (UDA)	0
16/17 Contracted orthodontic activity (UOA)	0
Carry forward orthodontic activity (UOA)	0
Baseline contract value	£61,136.29

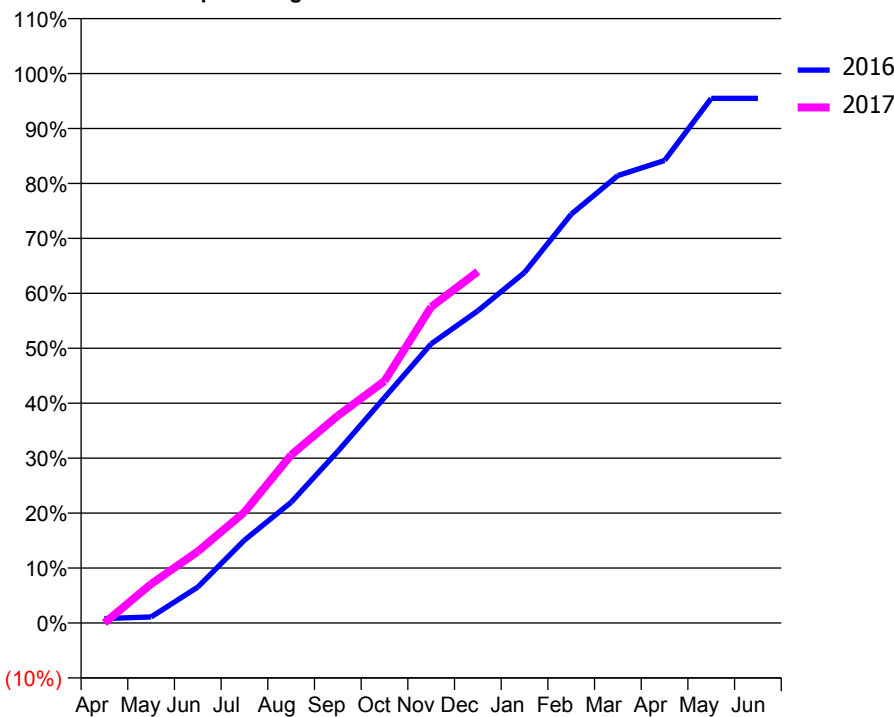
ACCESS*

Patients seen in 24 months	Total	Change since previous quarter
Quarter ending December 2015	628	
Quarter ending March 2016	617	↓
Quarter ending June 2016	623	→
Quarter ending September 2016	613	↓
Quarter ending December 2016	617	→
Variance since December 2015	(1.8%)	↓



ACTIVITY

Cumulative percentage of contracted UDA delivered 2016 & 2017



Month	Adjusted Scheduled Activity (UDA)	
	2016	2017
April	19	0
May	26	167
June	154	307
July	356	476
August	518	722
September	737	890
October	968	1,039
November	1,198	1,357
December	1,340	1,509
January	1,505	
February	1,755	
March	1,921	
April	1,986	
May	2,253	
June	2,253	

QUALITY

	Quantity	Base Number	Contract	AT	Region	England
% of FP17s for the same patient ID Re-attending within 3 months - Children	28	610	4.6%	12.0%	11.9%	12.4%
% of FP17s for the same patient ID Re-attending within 3 months - Adults	5	129	3.9%	15.6%	16.5%	16.6%
% of FP17s for the same patient ID Re-attending between 3 & 9 months - Children	478	610	78.4%	57.2%	60.2%	57.5%
% of FP17s for the same patient ID Re-attending between 3 & 9 months - Adults	83	129	64.3%	48.8%	52.0%	50.4%
% of FP17s for Band 1 Urgent Courses	18	613	2.9%	9.6%	9.5%	9.1%
% of FP17s Relating to Free Repair or Replacements	0	613	0.0%	0.8%	0.7%	0.8%
% of FP17s Relating to Continuations	0	613	0.0%	0.9%	1.2%	1.3%
% of Patients satisfied with the dentistry they have received	0	0	N/A	93.5%	92.9%	92.7%
% of Patients satisfied with the time they had to wait for an appointment	0	0	N/A	90.4%	88.8%	88.8%

* This is based on patients treated on this contract for their most recent course of treatment. Figures in italics indicate the base number of FP17s or Patient Questionnaire responses are less than 100. N/A is shown where the base number of responses is less than 10 during the period. % is calculated as Quantity/Base number*100

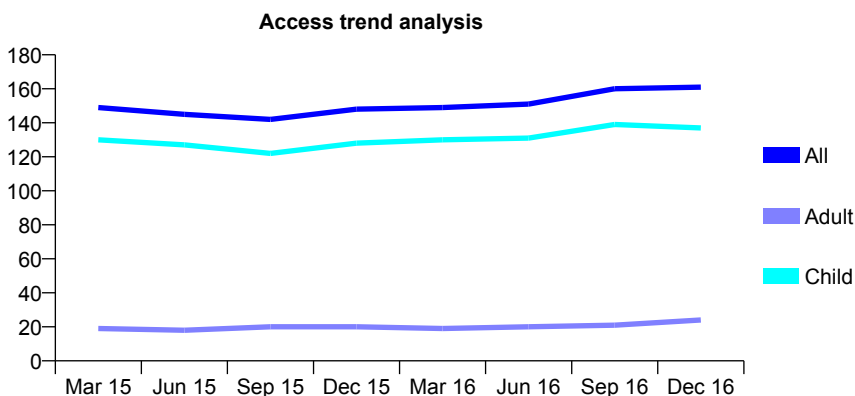
Q69 - Vital Signs At a Glance Contract Report for 343099/0001 - December 2016

Name or company name	MRS E MUKSINOVIC
Contract type name	GDS Contract
Purpose of contract	General
Contract start date	01/04/2006
Contract end date	

16/17 Contracted general activity (UDA)	350
Carry forward general activity (UDA)	0
16/17 Contracted orthodontic activity (UOA)	0
Carry forward orthodontic activity (UOA)	0
Baseline contract value	£8,275.54

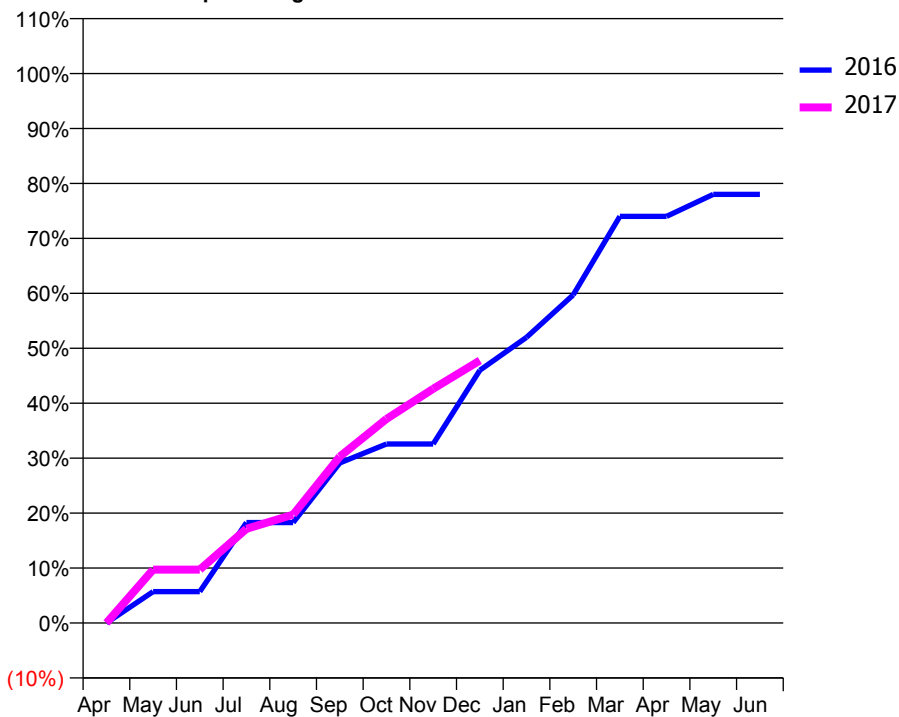
ACCESS*

Patients seen in 24 months	Total	Change since previous quarter
Quarter ending December 2015	148	
Quarter ending March 2016	149	→
Quarter ending June 2016	151	→
Quarter ending September 2016	160	↑
Quarter ending December 2016	161	→
Variance since December 2015	8.8%	↑



ACTIVITY

Cumulative percentage of contracted UDA delivered 2016 & 2017



Month	Adjusted Scheduled Activity (UDA)	
	2016	2017
April	0	0
May	20	34
June	20	34
July	64	60
August	64	69
September	102	106
October	114	130
November	114	149
December	161	167
January	182	
February	209	
March	259	
April	259	
May	273	
June	273	

QUALITY

	Quantity	Base Number	Contract	AT	Region	England
% of FP17s for the same patient ID Re-attending within 3 months - Children	10	141	7.1%	12.0%	11.9%	12.4%
% of FP17s for the same patient ID Re-attending within 3 months - Adults	0	3	0.0%	15.6%	16.5%	16.6%
% of FP17s for the same patient ID Re-attending between 3 & 9 months - Children	77	141	54.6%	57.2%	60.2%	57.5%
% of FP17s for the same patient ID Re-attending between 3 & 9 months - Adults	3	3	100.0%	48.8%	52.0%	50.4%
% of FP17s for Band 1 Urgent Courses	1	133	0.8%	9.6%	9.5%	9.1%
% of FP17s Relating to Free Repair or Replacements	0	133	0.0%	0.8%	0.7%	0.8%
% of FP17s Relating to Continuations	0	133	0.0%	0.9%	1.2%	1.3%
% of Patients satisfied with the dentistry they have received	0	0	N/A	93.5%	92.9%	92.7%
% of Patients satisfied with the time they had to wait for an appointment	0	0	N/A	90.4%	88.8%	88.8%

* This is based on patients treated on this contract for their most recent course of treatment. Figures in italics indicate the base number of FP17s or Patient Questionnaire responses are less than 100. N/A is shown where the base number of responses is less than 10 during the period. % is calculated as Quantity/Base number*100

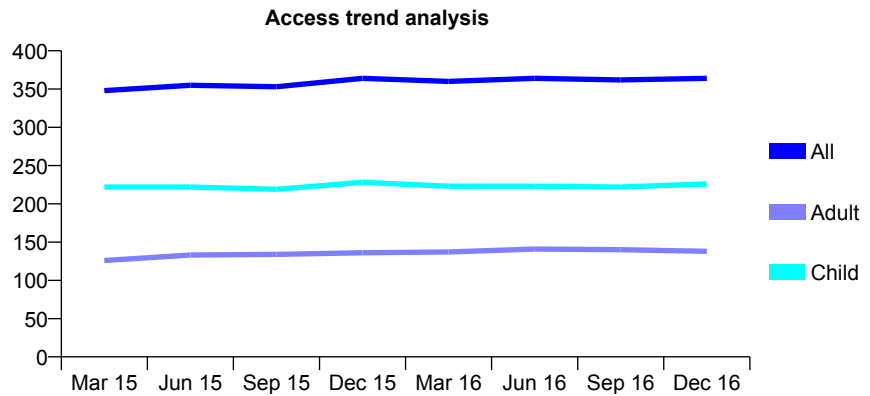
Q69 - Vital Signs At a Glance Contract Report for 344192/0001 - December 2016

Name or company name	MR KV KARLEKAR
Contract type name	GDS Contract
Purpose of contract	General
Contract start date	01/09/2013
Contract end date	

16/17 Contracted general activity (UDA)	1,160
Carry forward general activity (UDA)	0
16/17 Contracted orthodontic activity (UOA)	0
Carry forward orthodontic activity (UOA)	0
Baseline contract value	£28,905.04

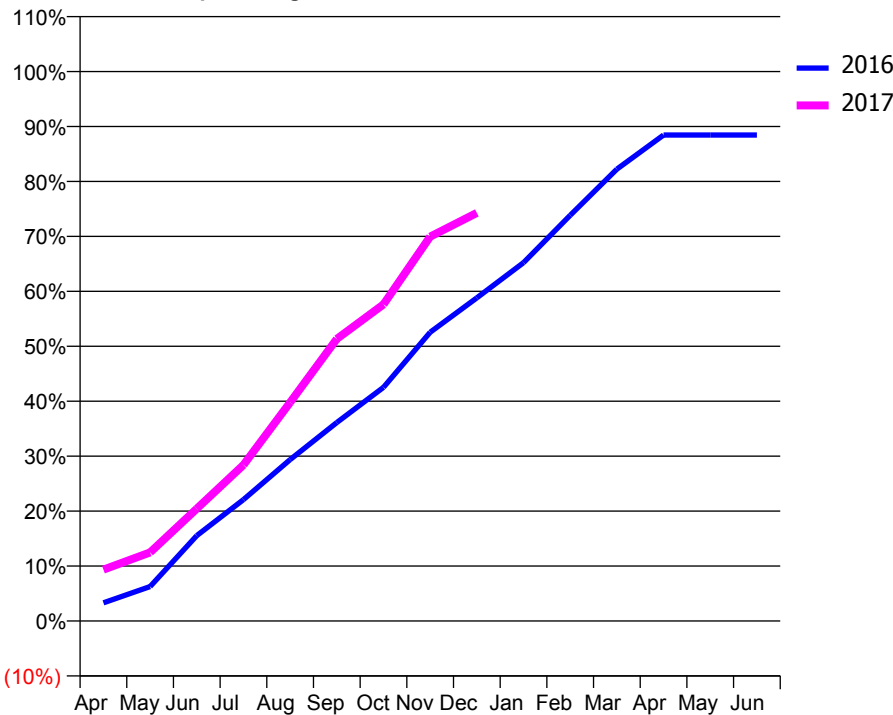
ACCESS*

Patients seen in 24 months	Total	Change since previous quarter
Quarter ending December 2015	364	
Quarter ending March 2016	360	↓
Quarter ending June 2016	364	→
Quarter ending September 2016	362	→
Quarter ending December 2016	364	→
Variance since December 2015	0.0%	→



ACTIVITY

Cumulative percentage of contracted UDA delivered 2016 & 2017



Adjusted Scheduled Activity (UDA)		
Month	2016	2017
April	45	108
May	85	145
June	211	237
July	300	329
August	399	461
September	491	595
October	578	668
November	715	811
December	800	861
January	887	
February	1,004	
March	1,118	
April	1,203	
May	1,203	
June	1,203	

QUALITY

	Quantity	Base Number	Contract	AT	Region	England
% of FP17s for the same patient ID Re-attending within 3 months - Children	12	250	4.8%	12.0%	11.9%	12.4%
% of FP17s for the same patient ID Re-attending within 3 months - Adults	4	104	3.8%	15.6%	16.5%	16.6%
% of FP17s for the same patient ID Re-attending between 3 & 9 months - Children	153	250	61.2%	57.2%	60.2%	57.5%
% of FP17s for the same patient ID Re-attending between 3 & 9 months - Adults	58	104	55.8%	48.8%	52.0%	50.4%
% of FP17s for Band 1 Urgent Courses	7	320	2.2%	9.6%	9.5%	9.1%
% of FP17s Relating to Free Repair or Replacements	0	320	0.0%	0.8%	0.7%	0.8%
% of FP17s Relating to Continuations	6	320	1.9%	0.9%	1.2%	1.3%
% of Patients satisfied with the dentistry they have received	0	0	N/A	93.5%	92.9%	92.7%
% of Patients satisfied with the time they had to wait for an appointment	0	0	N/A	90.4%	88.8%	88.8%

* This is based on patients treated on this contract for their most recent course of treatment. Figures in italics indicate the base number of FP17s or Patient Questionnaire responses are less than 100. N/A is shown where the base number of responses is less than 10 during the period. % is calculated as Quantity/Base number*100

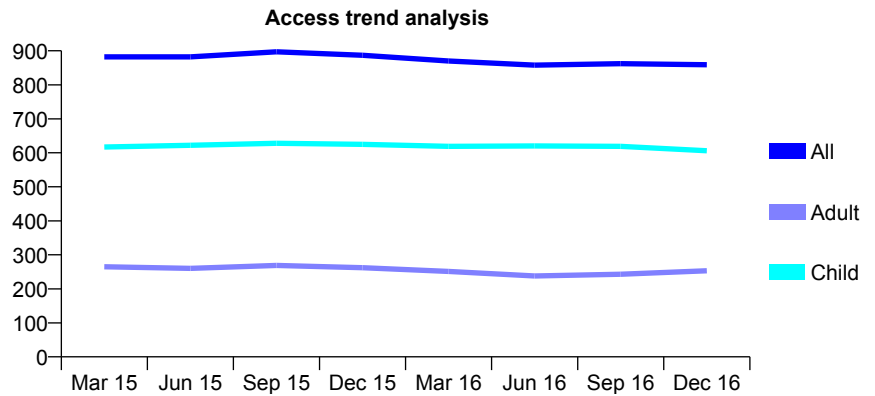
Q69 - Vital Signs At a Glance Contract Report for 344311/0001 - December 2016

Name or company name	MR VG CHUGANI
Contract type name	GDS Contract
Purpose of contract	General
Contract start date	01/04/2006
Contract end date	

16/17 Contracted general activity (UDA)	1,570
Carry forward general activity (UDA)	0
16/17 Contracted orthodontic activity (UOA)	0
Carry forward orthodontic activity (UOA)	0
Baseline contract value	£37,113.91

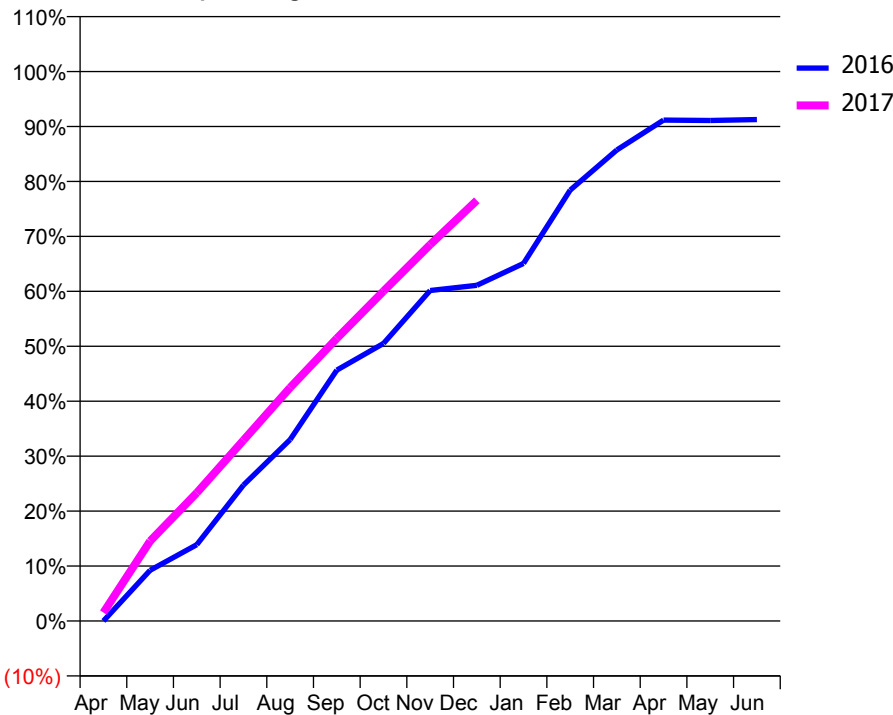
ACCESS*

Patients seen in 24 months	Total	Change since previous quarter
Quarter ending December 2015	887	
Quarter ending March 2016	870	↓
Quarter ending June 2016	858	↓
Quarter ending September 2016	862	→
Quarter ending December 2016	859	→
Variance since December 2015	(3.2%)	↓



ACTIVITY

Cumulative percentage of contracted UDA delivered 2016 & 2017



Month	Adjusted Scheduled Activity (UDA)	
	2016	2017
April	0	24
May	159	228
June	239	366
July	426	517
August	568	667
September	785	807
October	869	942
November	1,034	1,075
December	1,051	1,202
January	1,119	
February	1,349	
March	1,475	
April	1,568	
May	1,567	
June	1,570	

QUALITY

	Quantity	Base Number	Contract	AT	Region	England
% of FP17s for the same patient ID Re-attending within 3 months - Children	56	731	7.7%	12.0%	11.9%	12.4%
% of FP17s for the same patient ID Re-attending within 3 months - Adults	11	185	5.9%	15.6%	16.5%	16.6%
% of FP17s for the same patient ID Re-attending between 3 & 9 months - Children	441	731	60.3%	57.2%	60.2%	57.5%
% of FP17s for the same patient ID Re-attending between 3 & 9 months - Adults	83	185	44.9%	48.8%	52.0%	50.4%
% of FP17s for Band 1 Urgent Courses	14	830	1.7%	9.6%	9.5%	9.1%
% of FP17s Relating to Free Repair or Replacements	1	830	0.1%	0.8%	0.7%	0.8%
% of FP17s Relating to Continuations	1	830	0.1%	0.9%	1.2%	1.3%
% of Patients satisfied with the dentistry they have received	1	1	N/A	93.5%	92.9%	92.7%
% of Patients satisfied with the time they had to wait for an appointment	1	1	N/A	90.4%	88.8%	88.8%

* This is based on patients treated on this contract for their most recent course of treatment. Figures in italics indicate the base number of FP17s or Patient Questionnaire responses are less than 100. N/A is shown where the base number of responses is less than 10 during the period. % is calculated as Quantity/Base number*100

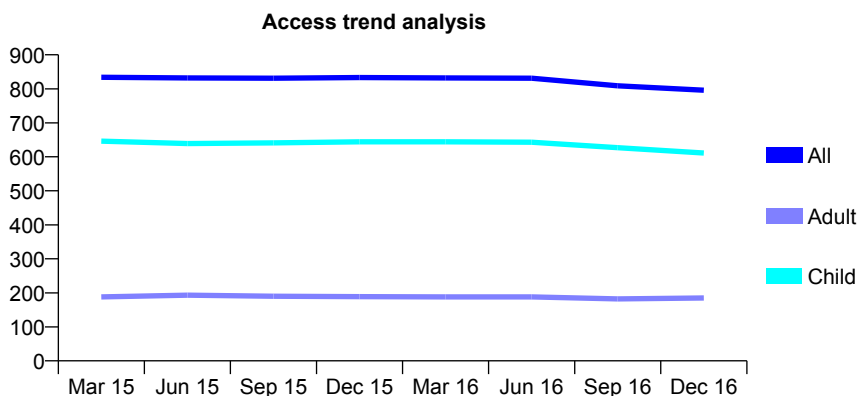
Q69 - Vital Signs At a Glance Contract Report for 351458/0001 - December 2016

Name or company name	MR DP MCALEAVEY
Contract type name	GDS Contract
Purpose of contract	General
Contract start date	01/04/2006
Contract end date	

16/17 Contracted general activity (UDA)	1,443
Carry forward general activity (UDA)	0
16/17 Contracted orthodontic activity (UOA)	0
Carry forward orthodontic activity (UOA)	0
Baseline contract value	£34,018.30

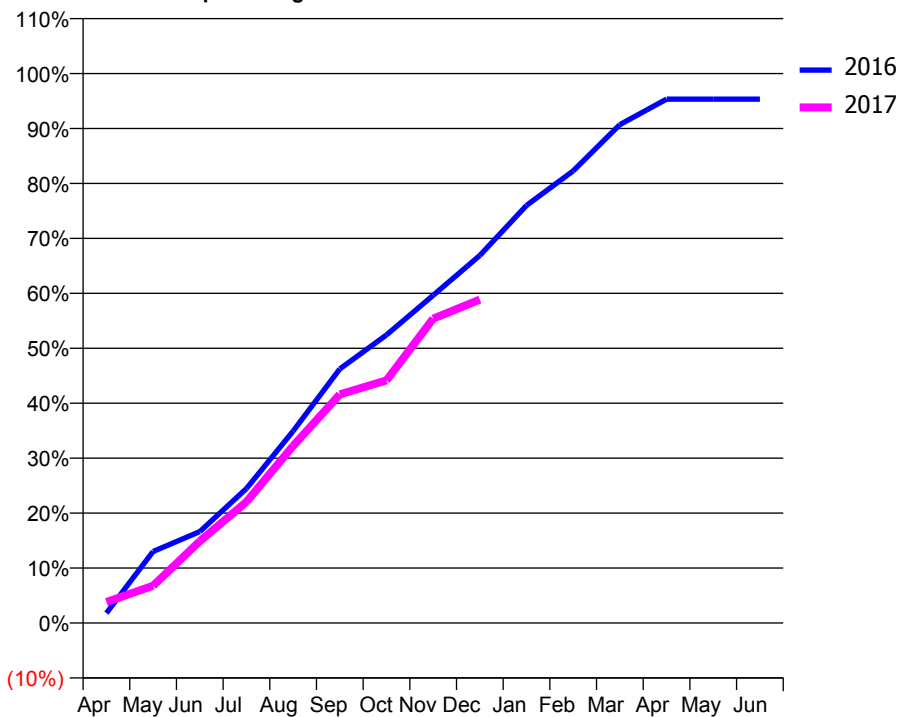
ACCESS*

Patients seen in 24 months	Total	Change since previous quarter
Quarter ending December 2015	833	
Quarter ending March 2016	832	→
Quarter ending June 2016	831	→
Quarter ending September 2016	809	↓
Quarter ending December 2016	796	↓
Variance since December 2015	(4.4%)	↓



ACTIVITY

Cumulative percentage of contracted UDA delivered 2016 & 2017



Adjusted Scheduled Activity (UDA)		
Month	2016	2017
April	26	55
May	188	98
June	240	215
July	353	318
August	504	465
September	667	600
October	756	637
November	860	799
December	965	849
January	1,096	
February	1,187	
March	1,309	
April	1,376	
May	1,376	
June	1,376	

QUALITY

	Quantity	Base Number	Contract	AT	Region	England
% of FP17s for the same patient ID Re-attending within 3 months - Children	14	613	2.3%	12.0%	11.9%	12.4%
% of FP17s for the same patient ID Re-attending within 3 months - Adults	9	93	9.7%	15.6%	16.5%	16.6%
% of FP17s for the same patient ID Re-attending between 3 & 9 months - Children	349	613	56.9%	57.2%	60.2%	57.5%
% of FP17s for the same patient ID Re-attending between 3 & 9 months - Adults	40	93	43.0%	48.8%	52.0%	50.4%
% of FP17s for Band 1 Urgent Courses	1	649	0.2%	9.6%	9.5%	9.1%
% of FP17s Relating to Free Repair or Replacements	0	649	0.0%	0.8%	0.7%	0.8%
% of FP17s Relating to Continuations	8	649	1.2%	0.9%	1.2%	1.3%
% of Patients satisfied with the dentistry they have received	0	0	N/A	93.5%	92.9%	92.7%
% of Patients satisfied with the time they had to wait for an appointment	0	0	N/A	90.4%	88.8%	88.8%

* This is based on patients treated on this contract for their most recent course of treatment. Figures in italics indicate the base number of FP17s or Patient Questionnaire responses are less than 100. N/A is shown where the base number of responses is less than 10 during the period. % is calculated as Quantity/Base number*100

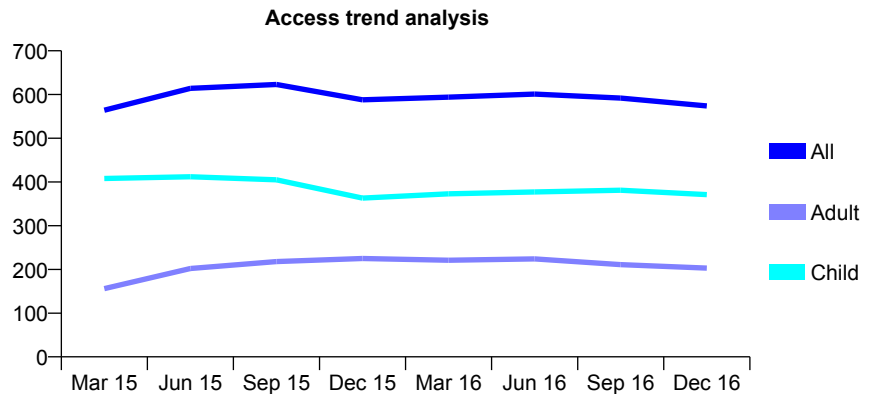
Q69 - Vital Signs At a Glance Contract Report for 353434/0001 - December 2016

Name or company name	MR RS DHILLON
Contract type name	GDS Contract
Purpose of contract	General
Contract start date	01/04/2006
Contract end date	

16/17 Contracted general activity (UDA)	1,018
Carry forward general activity (UDA)	-16
16/17 Contracted orthodontic activity (UOA)	0
Carry forward orthodontic activity (UOA)	0
Baseline contract value	£27,217.26

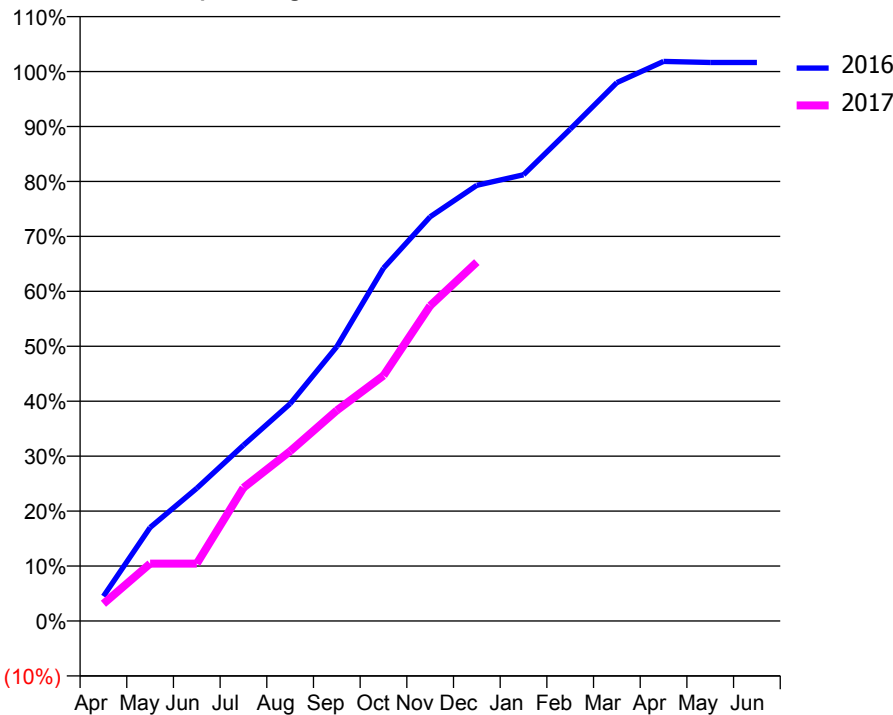
ACCESS*

Patients seen in 24 months	Total	Change since previous quarter
Quarter ending December 2015	588	
Quarter ending March 2016	594	→
Quarter ending June 2016	601	→
Quarter ending September 2016	592	↓
Quarter ending December 2016	574	↓
Variance since December 2015	(2.4%)	↓



ACTIVITY

Cumulative percentage of contracted UDA delivered 2016 & 2017



Month	Adjusted Scheduled Activity (UDA)	
	2016	2017
April	46	32
May	173	106
June	246	106
July	326	247
August	403	315
September	508	390
October	654	455
November	749	584
December	807	665
January	827	
February	911	
March	997	
April	1,037	
May	1,035	
June	1,035	

QUALITY

	Quantity	Base Number	Contract	AT	Region	England
% of FP17s for the same patient ID Re-attending within 3 months - Children	23	399	5.8%	12.0%	11.9%	12.4%
% of FP17s for the same patient ID Re-attending within 3 months - Adults	4	124	3.2%	15.6%	16.5%	16.6%
% of FP17s for the same patient ID Re-attending between 3 & 9 months - Children	231	399	57.9%	57.2%	60.2%	57.5%
% of FP17s for the same patient ID Re-attending between 3 & 9 months - Adults	49	124	39.5%	48.8%	52.0%	50.4%
% of FP17s for Band 1 Urgent Courses	24	492	4.9%	9.6%	9.5%	9.1%
% of FP17s Relating to Free Repair or Replacements	3	492	0.6%	0.8%	0.7%	0.8%
% of FP17s Relating to Continuations	0	492	0.0%	0.9%	1.2%	1.3%
% of Patients satisfied with the dentistry they have received	1	1	N/A	93.5%	92.9%	92.7%
% of Patients satisfied with the time they had to wait for an appointment	1	1	N/A	90.4%	88.8%	88.8%

* This is based on patients treated on this contract for their most recent course of treatment. Figures in italics indicate the base number of FP17s or Patient Questionnaire responses are less than 100. N/A is shown where the base number of responses is less than 10 during the period. % is calculated as Quantity/Base number*100

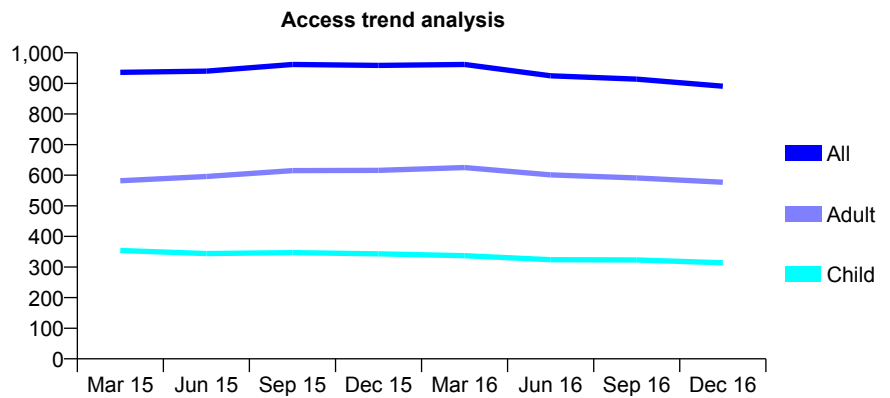
Q69 - Vital Signs At a Glance Contract Report for 355763/0001 - December 2016

Name or company name	MR AJ DANDAPAT
Contract type name	GDS Contract
Purpose of contract	General
Contract start date	01/04/2006
Contract end date	

16/17 Contracted general activity (UDA)	3,556
Carry forward general activity (UDA)	-71
16/17 Contracted orthodontic activity (UOA)	0
Carry forward orthodontic activity (UOA)	0
Baseline contract value	£89,860.89

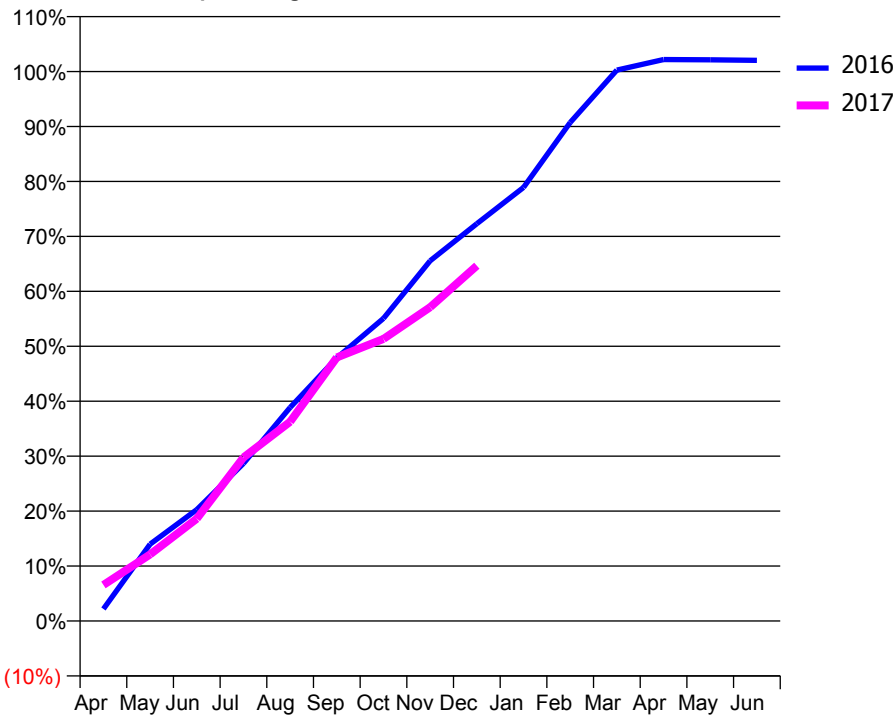
ACCESS*

Patients seen in 24 months	Total	Change since previous quarter
Quarter ending December 2015	959	
Quarter ending March 2016	962	→
Quarter ending June 2016	925	↓
Quarter ending September 2016	914	↓
Quarter ending December 2016	891	↓
Variance since December 2015	(7.1%)	↓



ACTIVITY

Cumulative percentage of contracted UDA delivered 2016 & 2017



Month	Adjusted Scheduled Activity (UDA)	
	2016	2017
April	78	234
May	497	431
June	721	662
July	1,020	1,058
August	1,382	1,290
September	1,703	1,705
October	1,959	1,826
November	2,332	2,031
December	2,571	2,299
January	2,806	
February	3,226	
March	3,566	
April	3,634	
May	3,632	
June	3,628	

QUALITY

	Quantity	Base Number	Contract	AT	Region	England
% of FP17s for the same patient ID Re-attending within 3 months - Children	71	489	14.5%	12.0%	11.9%	12.4%
% of FP17s for the same patient ID Re-attending within 3 months - Adults	69	566	12.2%	15.6%	16.5%	16.6%
% of FP17s for the same patient ID Re-attending between 3 & 9 months - Children	348	489	71.2%	57.2%	60.2%	57.5%
% of FP17s for the same patient ID Re-attending between 3 & 9 months - Adults	372	566	65.7%	48.8%	52.0%	50.4%
% of FP17s for Band 1 Urgent Courses	37	1,021	3.6%	9.6%	9.5%	9.1%
% of FP17s Relating to Free Repair or Replacements	15	1,021	1.5%	0.8%	0.7%	0.8%
% of FP17s Relating to Continuations	1	1,021	0.1%	0.9%	1.2%	1.3%
% of Patients satisfied with the dentistry they have received	2	2	N/A	93.5%	92.9%	92.7%
% of Patients satisfied with the time they had to wait for an appointment	2	2	N/A	90.4%	88.8%	88.8%

* This is based on patients treated on this contract for their most recent course of treatment. Figures in italics indicate the base number of FP17s or Patient Questionnaire responses are less than 100. N/A is shown where the base number of responses is less than 10 during the period. % is calculated as Quantity/Base number*100

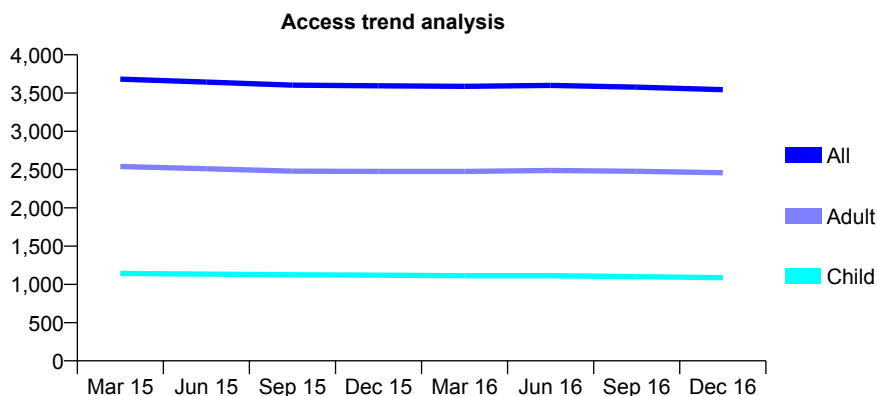
Q69 - Vital Signs At a Glance Contract Report for 356581/0001 - December 2016

Name or company name	MR ZR ANWAR
Contract type name	GDS Contract
Purpose of contract	General
Contract start date	28/07/2012
Contract end date	

16/17 Contracted general activity (UDA)	9,276
Carry forward general activity (UDA)	334
16/17 Contracted orthodontic activity (UOA)	0
Carry forward orthodontic activity (UOA)	0
Baseline contract value	£216,401.44

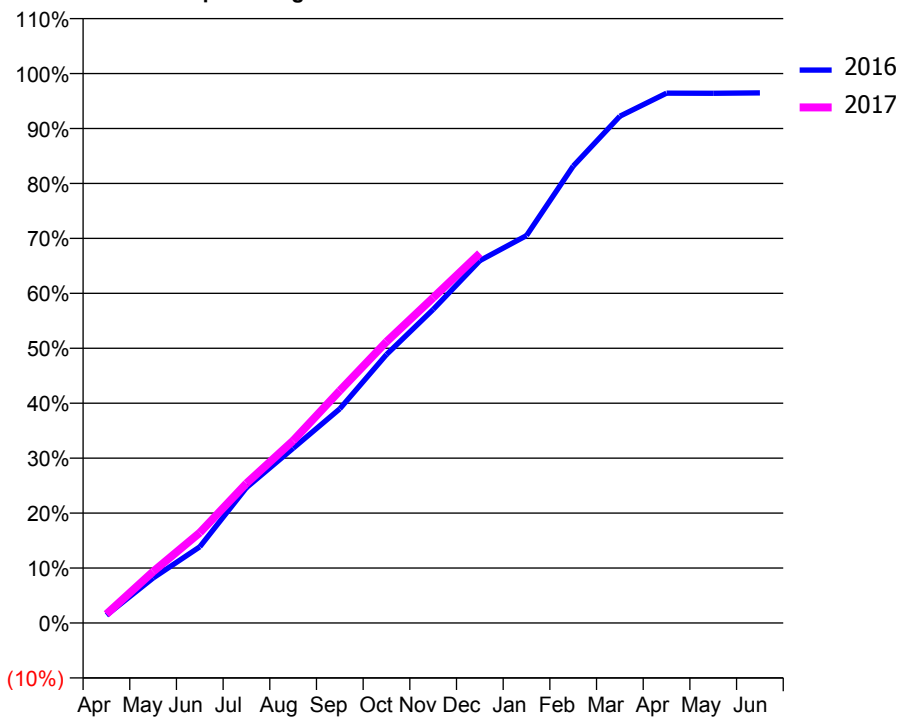
ACCESS*

Patients seen in 24 months	Total	Change since previous quarter
Quarter ending December 2015	3,594	
Quarter ending March 2016	3,588	→
Quarter ending June 2016	3,600	→
Quarter ending September 2016	3,578	→
Quarter ending December 2016	3,545	→
Variance since December 2015	(1.4%)	↓



ACTIVITY

Cumulative percentage of contracted UDA delivered 2016 & 2017



Month	Adjusted Scheduled Activity (UDA)	
	2016	2017
April	135	149
May	777	868
June	1,316	1,525
July	2,340	2,357
August	3,018	3,078
September	3,702	3,923
October	4,640	4,748
November	5,418	5,492
December	6,261	6,242
January	6,695	
February	7,895	
March	8,756	
April	9,154	
May	9,152	
June	9,160	

QUALITY

	Quantity	Base Number	Contract	AT	Region	England
% of FP17s for the same patient ID Re-attending within 3 months - Children	67	1,412	4.7%	12.0%	11.9%	12.4%
% of FP17s for the same patient ID Re-attending within 3 months - Adults	286	2,325	12.3%	15.6%	16.5%	16.6%
% of FP17s for the same patient ID Re-attending between 3 & 9 months - Children	1,032	1,412	73.1%	57.2%	60.2%	57.5%
% of FP17s for the same patient ID Re-attending between 3 & 9 months - Adults	888	2,325	38.2%	48.8%	52.0%	50.4%
% of FP17s for Band 1 Urgent Courses	258	3,518	7.3%	9.6%	9.5%	9.1%
% of FP17s Relating to Free Repair or Replacements	11	3,518	0.3%	0.8%	0.7%	0.8%
% of FP17s Relating to Continuations	13	3,518	0.4%	0.9%	1.2%	1.3%
% of Patients satisfied with the dentistry they have received	9	9	N/A	93.5%	92.9%	92.7%
% of Patients satisfied with the time they had to wait for an appointment	7	9	N/A	90.4%	88.8%	88.8%

* This is based on patients treated on this contract for their most recent course of treatment. Figures in italics indicate the base number of FP17s or Patient Questionnaire responses are less than 100. N/A is shown where the base number of responses is less than 10 during the period. % is calculated as Quantity/Base number*100

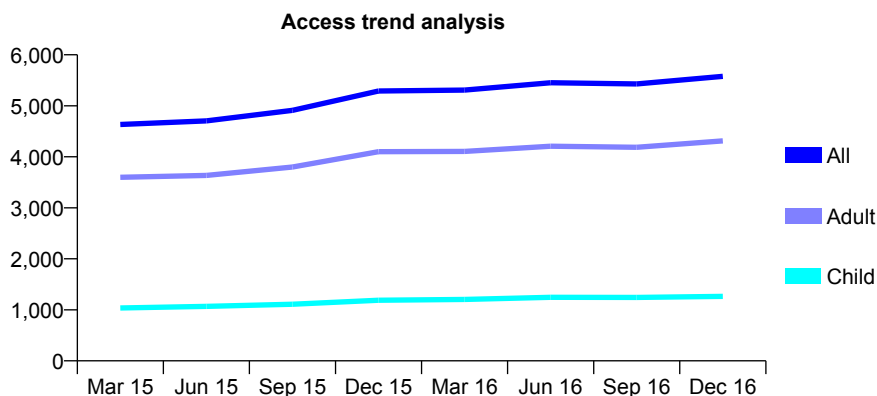
Q69 - Vital Signs At a Glance Contract Report for 359270/0011 - December 2016

Name or company name	MR AF RAI
Contract type name	PDS Plus Contract
Purpose of contract	General
Contract start date	01/03/2013
Contract end date	28/02/2018

16/17 Contracted general activity (UDA)	15,000
Carry forward general activity (UDA)	0
16/17 Contracted orthodontic activity (UOA)	0
Carry forward orthodontic activity (UOA)	0
Baseline contract value	£187,875.17

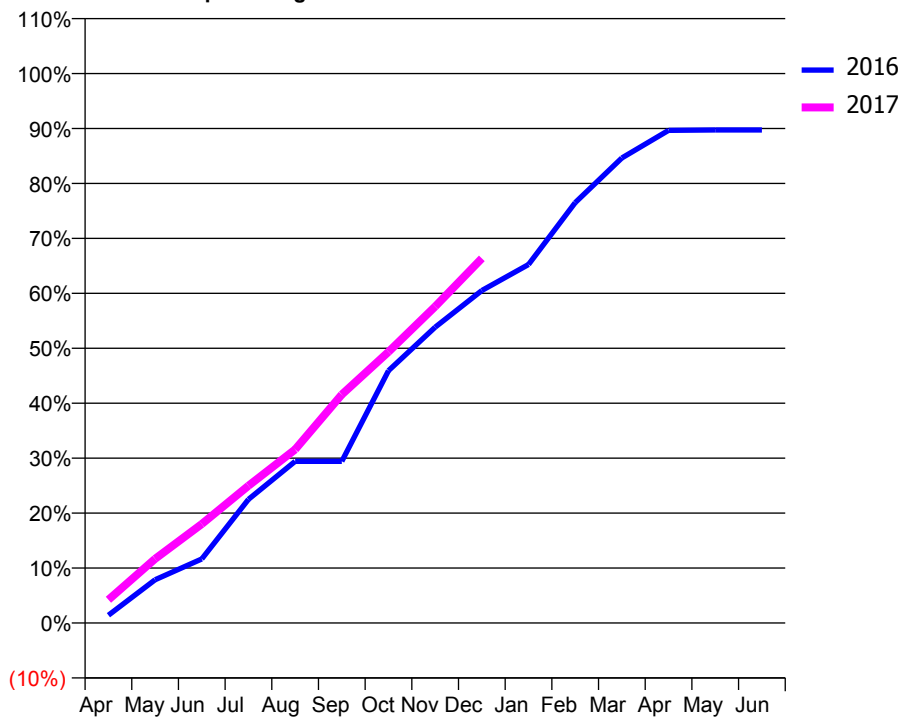
ACCESS*

Patients seen in 24 months	Total	Change since previous quarter
Quarter ending December 2015	5,289	
Quarter ending March 2016	5,309	→
Quarter ending June 2016	5,453	↑
Quarter ending September 2016	5,430	→
Quarter ending December 2016	5,578	↑
Variance since December 2015	5.5%	↑



ACTIVITY

Cumulative percentage of contracted UDA delivered 2016 & 2017



Month	Adjusted Scheduled Activity (UDA)	
	2016	2017
April	212	636
May	1,181	1,754
June	1,749	2,701
July	3,377	3,749
August	4,415	4,738
September	4,415	6,237
October	6,889	7,403
November	8,077	8,639
December	9,078	9,952
January	9,788	
February	11,474	
March	12,696	
April	13,448	
May	13,460	
June	13,460	

QUALITY

	Quantity	Base Number	Contract	AT	Region	England
% of FP17s for the same patient ID Re-attending within 3 months - Children	109	1,312	8.3%	12.0%	11.9%	12.4%
% of FP17s for the same patient ID Re-attending within 3 months - Adults	668	3,982	16.8%	15.6%	16.5%	16.6%
% of FP17s for the same patient ID Re-attending between 3 & 9 months - Children	668	1,312	50.9%	57.2%	60.2%	57.5%
% of FP17s for the same patient ID Re-attending between 3 & 9 months - Adults	1,775	3,982	44.6%	48.8%	52.0%	50.4%
% of FP17s for Band 1 Urgent Courses	677	4,929	13.7%	9.6%	9.5%	9.1%
% of FP17s Relating to Free Repair or Replacements	32	4,929	0.6%	0.8%	0.7%	0.8%
% of FP17s Relating to Continuations	56	4,929	1.1%	0.9%	1.2%	1.3%
% of Patients satisfied with the dentistry they have received	13	14	92.9%	93.5%	92.9%	92.7%
% of Patients satisfied with the time they had to wait for an appointment	13	14	92.9%	90.4%	88.8%	88.8%

* This is based on patients treated on this contract for their most recent course of treatment. Figures in italics indicate the base number of FP17s or Patient Questionnaire responses are less than 100. N/A is shown where the base number of responses is less than 10 during the period. % is calculated as Quantity/Base number*100

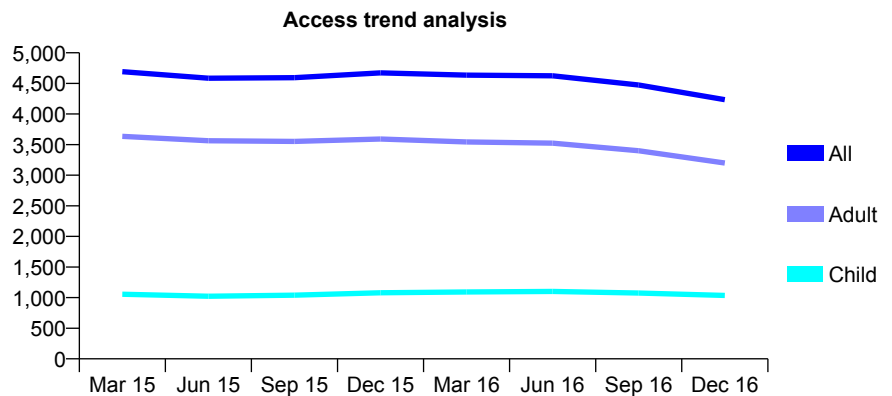
Q69 - Vital Signs At a Glance Contract Report for 359270/0012 - December 2016

Name or company name	MR AF RAI
Contract type name	PDS Plus Contract
Purpose of contract	General
Contract start date	01/01/2011
Contract end date	31/12/2017

16/17 Contracted general activity (UDA)	12,351
Carry forward general activity (UDA)	0
16/17 Contracted orthodontic activity (UOA)	0
Carry forward orthodontic activity (UOA)	0
Baseline contract value	£192,663.77

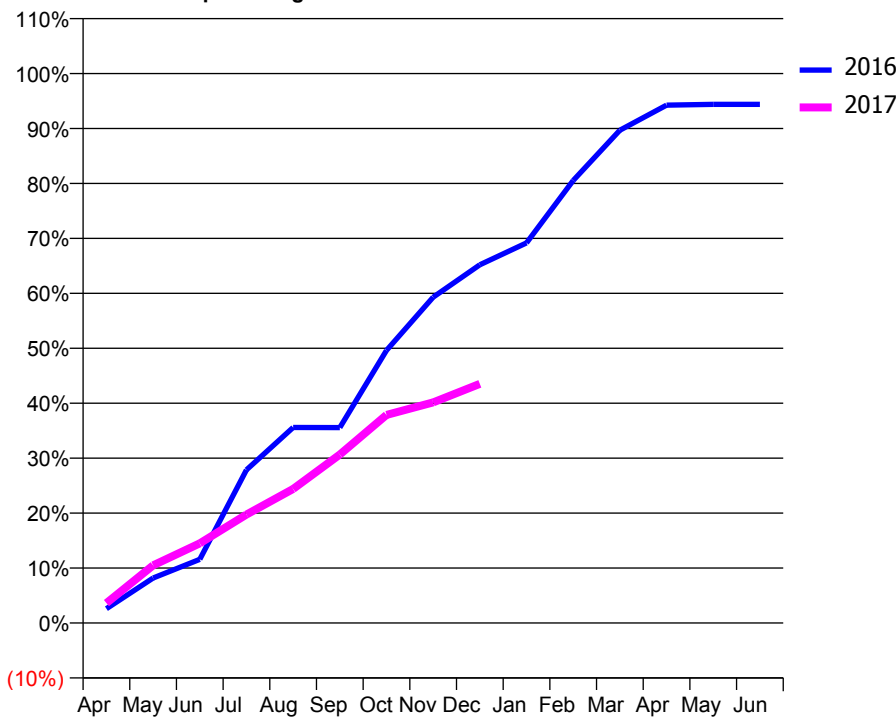
ACCESS*

Patients seen in 24 months	Total	Change since previous quarter
Quarter ending December 2015	4,672	
Quarter ending March 2016	4,635	→
Quarter ending June 2016	4,625	→
Quarter ending September 2016	4,474	↓
Quarter ending December 2016	4,235	↓
Variance since December 2015	(9.4%)	↓



ACTIVITY

Cumulative percentage of contracted UDA delivered 2016 & 2017



Month	Adjusted Scheduled Activity (UDA)	
	2016	2017
April	321	448
May	1,012	1,295
June	1,432	1,792
July	3,442	2,438
August	4,395	3,012
September	4,393	3,788
October	6,127	4,678
November	7,324	4,959
December	8,053	5,376
January	8,545	
February	9,946	
March	11,077	
April	11,640	
May	11,657	
June	11,659	

QUALITY

	Quantity	Base Number	Contract	AT	Region	England
% of FP17s for the same patient ID Re-attending within 3 months - Children	56	749	7.5%	12.0%	11.9%	12.4%
% of FP17s for the same patient ID Re-attending within 3 months - Adults	235	1,929	12.2%	15.6%	16.5%	16.6%
% of FP17s for the same patient ID Re-attending between 3 & 9 months - Children	346	749	46.2%	57.2%	60.2%	57.5%
% of FP17s for the same patient ID Re-attending between 3 & 9 months - Adults	678	1,929	35.1%	48.8%	52.0%	50.4%
% of FP17s for Band 1 Urgent Courses	322	2,434	13.2%	9.6%	9.5%	9.1%
% of FP17s Relating to Free Repair or Replacements	19	2,434	0.8%	0.8%	0.7%	0.8%
% of FP17s Relating to Continuations	26	2,434	1.1%	0.9%	1.2%	1.3%
% of Patients satisfied with the dentistry they have received	9	12	75.0%	93.5%	92.9%	92.7%
% of Patients satisfied with the time they had to wait for an appointment	11	12	91.7%	90.4%	88.8%	88.8%

* This is based on patients treated on this contract for their most recent course of treatment. Figures in italics indicate the base number of FP17s or Patient Questionnaire responses are less than 100. N/A is shown where the base number of responses is less than 10 during the period. % is calculated as Quantity/Base number*100

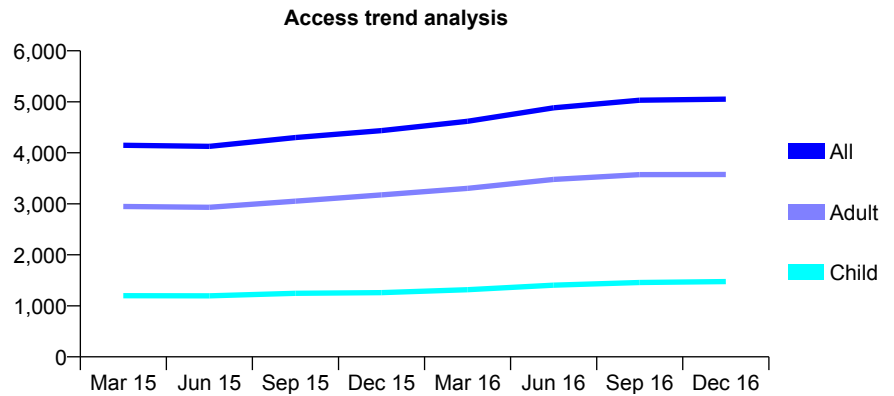
Q69 - Vital Signs At a Glance Contract Report for 359270/0017 - December 2016

Name or company name	MR AF RAI
Contract type name	PDS Plus Contract
Purpose of contract	General
Contract start date	19/09/2011
Contract end date	18/09/2018

16/17 Contracted general activity (UDA)	13,000
Carry forward general activity (UDA)	0
16/17 Contracted orthodontic activity (UOA)	0
Carry forward orthodontic activity (UOA)	0
Baseline contract value	£214,803.71

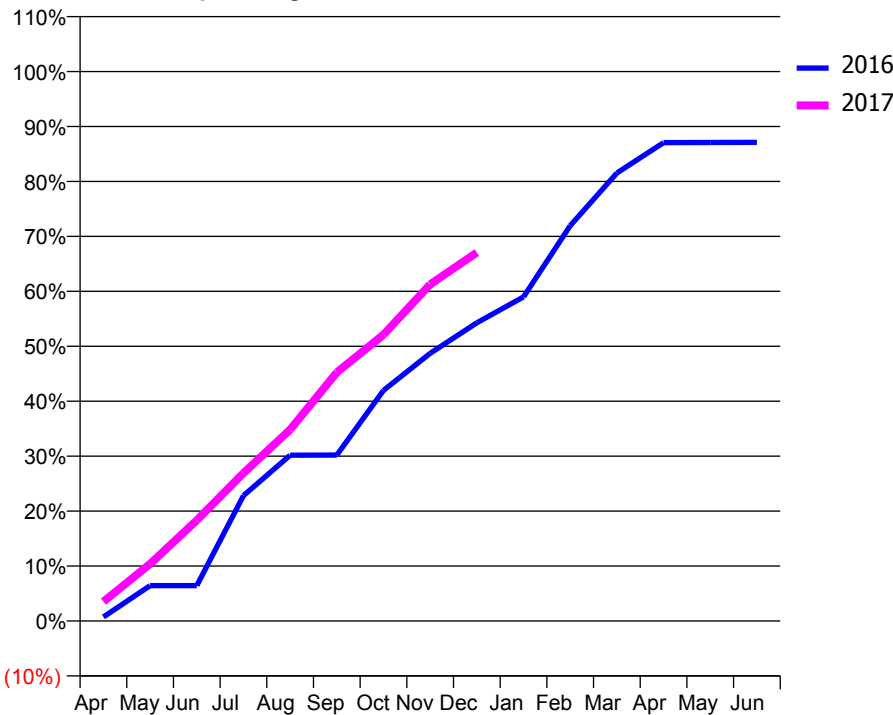
ACCESS*

Patients seen in 24 months	Total	Change since previous quarter
Quarter ending December 2015	4,434	
Quarter ending March 2016	4,619	↑
Quarter ending June 2016	4,883	↑
Quarter ending September 2016	5,031	↑
Quarter ending December 2016	5,052	→
Variance since December 2015	13.9%	↑



ACTIVITY

Cumulative percentage of contracted UDA delivered 2016 & 2017



Month	Adjusted Scheduled Activity (UDA)	
	2016	2017
April	95	460
May	838	1,352
June	838	2,383
July	2,967	3,499
August	3,924	4,528
September	3,927	5,883
October	5,457	6,776
November	6,332	7,963
December	7,054	8,719
January	7,668	
February	9,352	
March	10,599	
April	11,318	
May	11,320	
June	11,324	

QUALITY

	Quantity	Base Number	Contract	AT	Region	England
% of FP17s for the same patient ID Re-attending within 3 months - Children	103	1,528	6.7%	12.0%	11.9%	12.4%
% of FP17s for the same patient ID Re-attending within 3 months - Adults	512	3,306	15.5%	15.6%	16.5%	16.6%
% of FP17s for the same patient ID Re-attending between 3 & 9 months - Children	846	1,528	55.4%	57.2%	60.2%	57.5%
% of FP17s for the same patient ID Re-attending between 3 & 9 months - Adults	1,504	3,306	45.5%	48.8%	52.0%	50.4%
% of FP17s for Band 1 Urgent Courses	558	4,517	12.4%	9.6%	9.5%	9.1%
% of FP17s Relating to Free Repair or Replacements	24	4,517	0.5%	0.8%	0.7%	0.8%
% of FP17s Relating to Continuations	25	4,517	0.6%	0.9%	1.2%	1.3%
% of Patients satisfied with the dentistry they have received	8	8	N/A	93.5%	92.9%	92.7%
% of Patients satisfied with the time they had to wait for an appointment	7	8	N/A	90.4%	88.8%	88.8%

* This is based on patients treated on this contract for their most recent course of treatment. Figures in italics indicate the base number of FP17s or Patient Questionnaire responses are less than 100. N/A is shown where the base number of responses is less than 10 during the period. % is calculated as Quantity/Base number*100

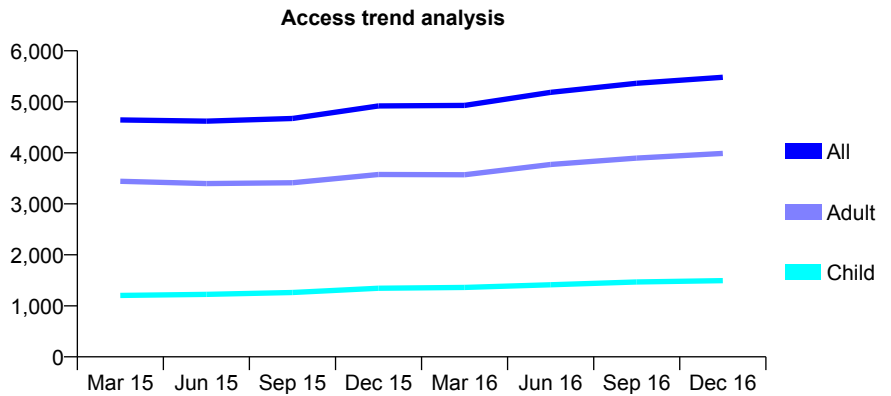
Q69 - Vital Signs At a Glance Contract Report for 359270/0019 - December 2016

Name or company name	MR AF RAI
Contract type name	GDS Contract
Purpose of contract	General
Contract start date	01/11/2012
Contract end date	

16/17 Contracted general activity (UDA)	13,000
Carry forward general activity (UDA)	362
16/17 Contracted orthodontic activity (UOA)	0
Carry forward orthodontic activity (UOA)	0
Baseline contract value	£315,343.87

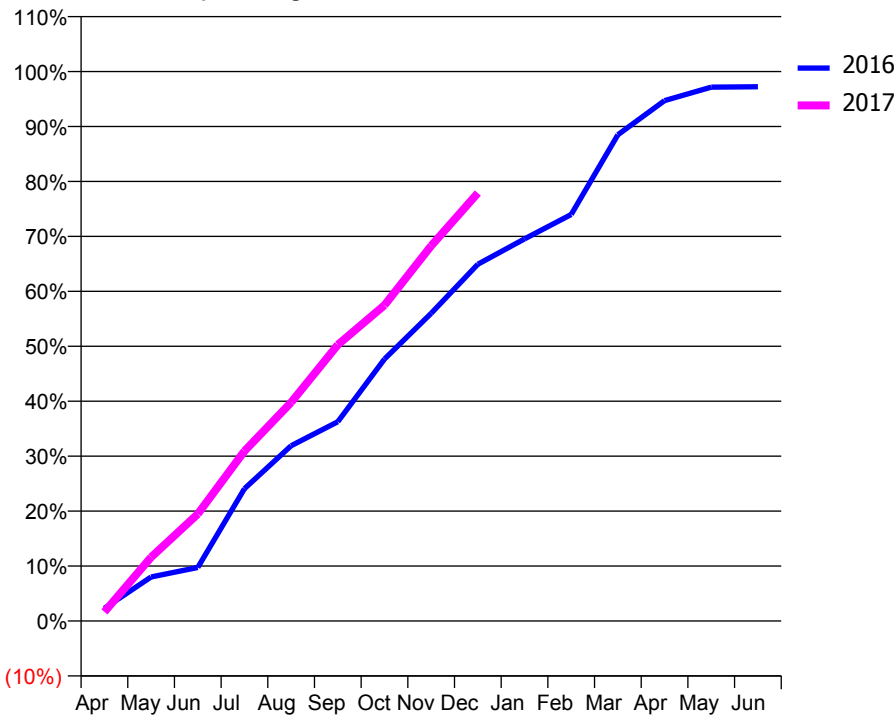
ACCESS*

Patients seen in 24 months	Total	Change since previous quarter
Quarter ending December 2015	4,919	
Quarter ending March 2016	4,930	→
Quarter ending June 2016	5,185	↑
Quarter ending September 2016	5,364	↑
Quarter ending December 2016	5,482	↑
Variance since December 2015	11.4%	↑



ACTIVITY

Cumulative percentage of contracted UDA delivered 2016 & 2017



Adjusted Scheduled Activity (UDA)		
Month	2016	2017
April	302	216
May	1,044	1,510
June	1,268	2,532
July	3,133	4,022
August	4,148	5,173
September	4,714	6,535
October	6,199	7,471
November	7,278	8,876
December	8,441	10,124
January	9,039	
February	9,618	
March	11,505	
April	12,312	
May	12,631	
June	12,638	

QUALITY

	Quantity	Base Number	Contract	AT	Region	England
% of FP17s for the same patient ID Re-attending within 3 months - Children	160	1,776	9.0%	12.0%	11.9%	12.4%
% of FP17s for the same patient ID Re-attending within 3 months - Adults	734	4,075	18.0%	15.6%	16.5%	16.6%
% of FP17s for the same patient ID Re-attending between 3 & 9 months - Children	1,031	1,776	58.1%	57.2%	60.2%	57.5%
% of FP17s for the same patient ID Re-attending between 3 & 9 months - Adults	1,737	4,075	42.6%	48.8%	52.0%	50.4%
% of FP17s for Band 1 Urgent Courses	597	5,235	11.4%	9.6%	9.5%	9.1%
% of FP17s Relating to Free Repair or Replacements	79	5,235	1.5%	0.8%	0.7%	0.8%
% of FP17s Relating to Continuations	114	5,235	2.2%	0.9%	1.2%	1.3%
% of Patients satisfied with the dentistry they have received	5	5	N/A	93.5%	92.9%	92.7%
% of Patients satisfied with the time they had to wait for an appointment	5	5	N/A	90.4%	88.8%	88.8%

* This is based on patients treated on this contract for their most recent course of treatment. Figures in italics indicate the base number of FP17s or Patient Questionnaire responses are less than 100. N/A is shown where the base number of responses is less than 10 during the period. % is calculated as Quantity/Base number*100

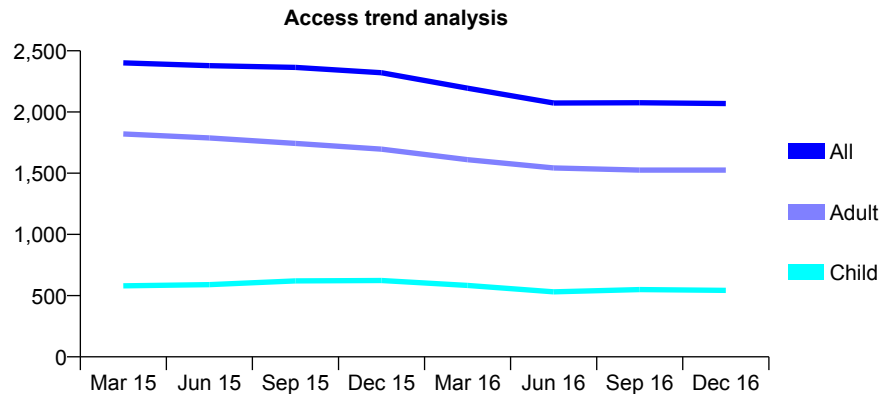
Q69 - Vital Signs At a Glance Contract Report for 360589/0001 - December 2016

Name or company name	MISS A MODGIL
Contract type name	GDS Contract
Purpose of contract	General
Contract start date	01/04/2006
Contract end date	

16/17 Contracted general activity (UDA)	5,446
Carry forward general activity (UDA)	-37
16/17 Contracted orthodontic activity (UOA)	0
Carry forward orthodontic activity (UOA)	0
Baseline contract value	£147,474.33

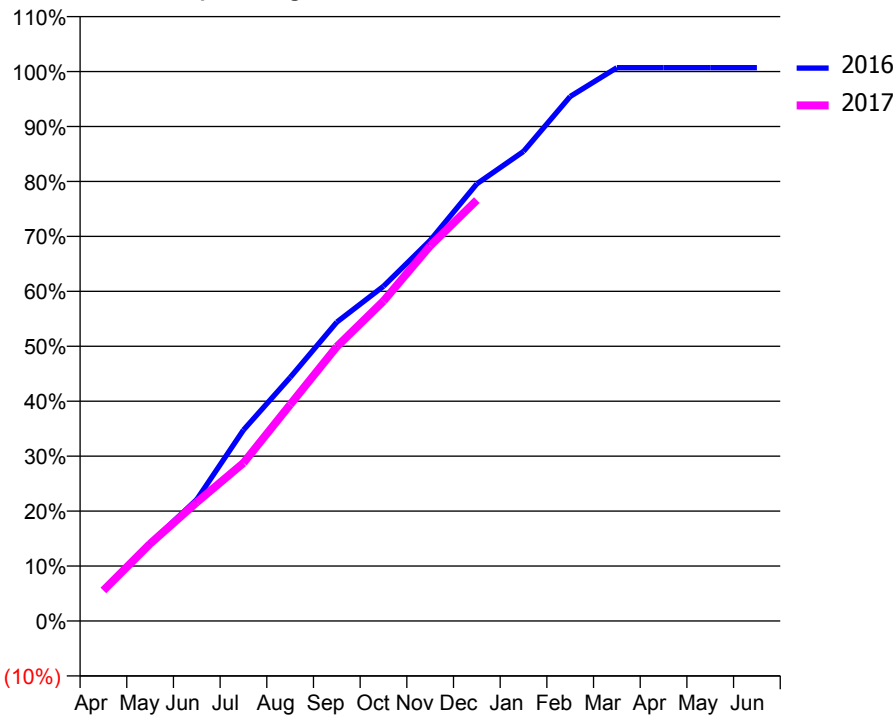
ACCESS*

Patients seen in 24 months	Total	Change since previous quarter
Quarter ending December 2015	2,321	
Quarter ending March 2016	2,194	↓
Quarter ending June 2016	2,074	↓
Quarter ending September 2016	2,076	→
Quarter ending December 2016	2,069	→
Variance since December 2015	(10.9%)	↓



ACTIVITY

Cumulative percentage of contracted UDA delivered 2016 & 2017



Month	2016	2017
April	309	304
May	769	766
June	1,205	1,176
July	1,893	1,567
August	2,414	2,145
September	2,962	2,720
October	3,318	3,171
November	3,772	3,718
December	4,333	4,172
January	4,654	
February	5,199	
March	5,483	
April	5,483	
May	5,483	
June	5,483	

QUALITY

	Quantity	Base Number	Contract	AT	Region	England
% of FP17s for the same patient ID Re-attending within 3 months - Children	25	601	4.2%	12.0%	11.9%	12.4%
% of FP17s for the same patient ID Re-attending within 3 months - Adults	207	1,659	12.5%	15.6%	16.5%	16.6%
% of FP17s for the same patient ID Re-attending between 3 & 9 months - Children	309	601	51.4%	57.2%	60.2%	57.5%
% of FP17s for the same patient ID Re-attending between 3 & 9 months - Adults	687	1,659	41.4%	48.8%	52.0%	50.4%
% of FP17s for Band 1 Urgent Courses	350	2,260	15.5%	9.6%	9.5%	9.1%
% of FP17s Relating to Free Repair or Replacements	58	2,260	2.6%	0.8%	0.7%	0.8%
% of FP17s Relating to Continuations	0	2,260	0.0%	0.9%	1.2%	1.3%
% of Patients satisfied with the dentistry they have received	1	1	N/A	93.5%	92.9%	92.7%
% of Patients satisfied with the time they had to wait for an appointment	1	1	N/A	90.4%	88.8%	88.8%

* This is based on patients treated on this contract for their most recent course of treatment. Figures in italics indicate the base number of FP17s or Patient Questionnaire responses are less than 100. N/A is shown where the base number of responses is less than 10 during the period. % is calculated as Quantity/Base number*100

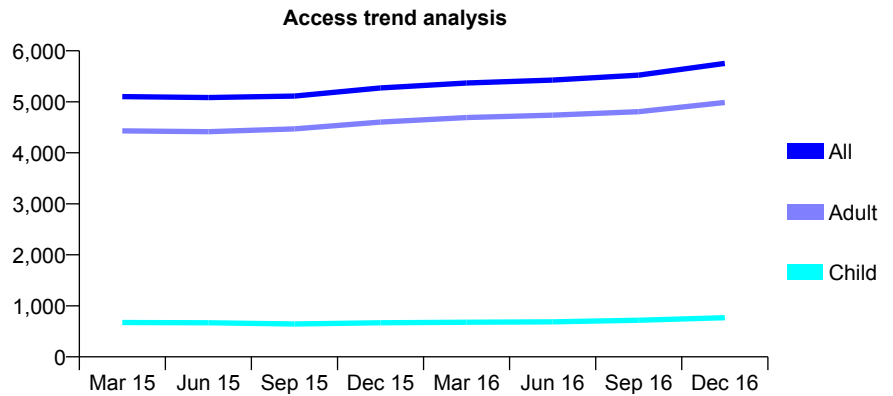
Q69 - Vital Signs At a Glance Contract Report for 385905/0001 - December 2016

Name or company name	MR BS RANU
Contract type name	GDS Contract
Purpose of contract	General
Contract start date	01/04/2006
Contract end date	

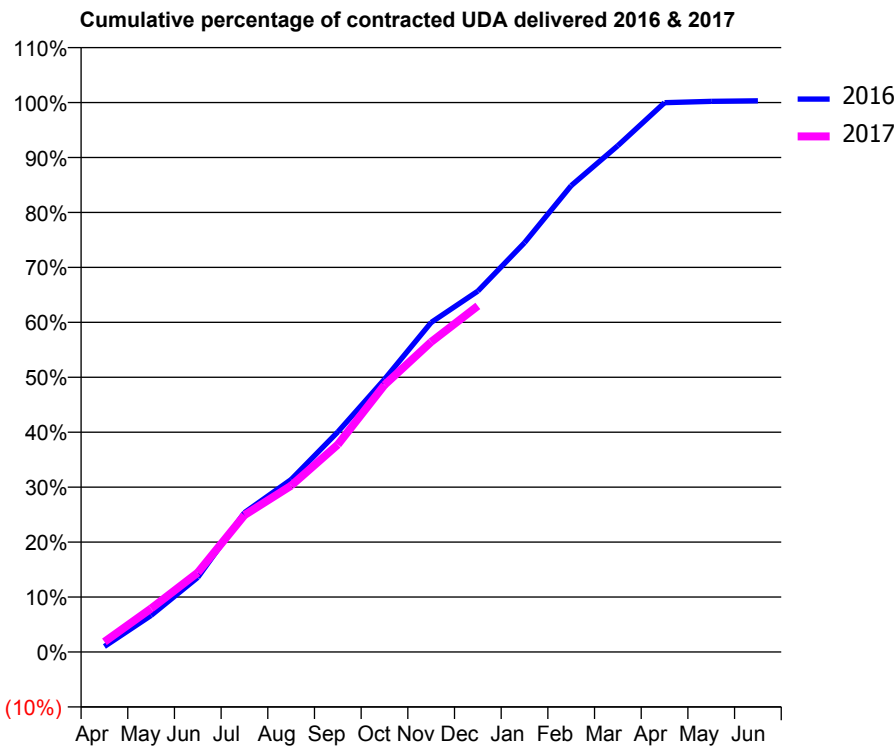
16/17 Contracted general activity (UDA)	10,897
Carry forward general activity (UDA)	-33
16/17 Contracted orthodontic activity (UOA)	0
Carry forward orthodontic activity (UOA)	0
Baseline contract value	£310,507.50

ACCESS*

Patients seen in 24 months	Total	Change since previous quarter
Quarter ending December 2015	5,271	
Quarter ending March 2016	5,369	→
Quarter ending June 2016	5,425	→
Quarter ending September 2016	5,524	→
Quarter ending December 2016	5,753	↑
Variance since December 2015	9.1%	↑



ACTIVITY



Month	Adjusted Scheduled Activity (UDA)	
	2016	2017
April	111	201
May	726	863
June	1,480	1,575
July	2,764	2,715
August	3,421	3,298
September	4,366	4,114
October	5,408	5,296
November	6,535	6,150
December	7,158	6,862
January	8,118	
February	9,249	
March	10,041	
April	10,893	
May	10,921	
June	10,930	

QUALITY

	Quantity	Base Number	Contract	AT	Region	England
% of FP17s for the same patient ID Re-attending within 3 months - Children	16	616	2.6%	12.0%	11.9%	12.4%
% of FP17s for the same patient ID Re-attending within 3 months - Adults	307	3,754	8.2%	15.6%	16.5%	16.6%
% of FP17s for the same patient ID Re-attending between 3 & 9 months - Children	159	616	25.8%	57.2%	60.2%	57.5%
% of FP17s for the same patient ID Re-attending between 3 & 9 months - Adults	1,154	3,754	30.7%	48.8%	52.0%	50.4%
% of FP17s for Band 1 Urgent Courses	1,251	3,932	31.8%	9.6%	9.5%	9.1%
% of FP17s Relating to Free Repair or Replacements	26	3,932	0.7%	0.8%	0.7%	0.8%
% of FP17s Relating to Continuations	17	3,932	0.4%	0.9%	1.2%	1.3%
% of Patients satisfied with the dentistry they have received	6	6	N/A	93.5%	92.9%	92.7%
% of Patients satisfied with the time they had to wait for an appointment	6	6	N/A	90.4%	88.8%	88.8%

* This is based on patients treated on this contract for their most recent course of treatment. Figures in italics indicate the base number of FP17s or Patient Questionnaire responses are less than 100. N/A is shown where the base number of responses is less than 10 during the period. % is calculated as Quantity/Base number*100

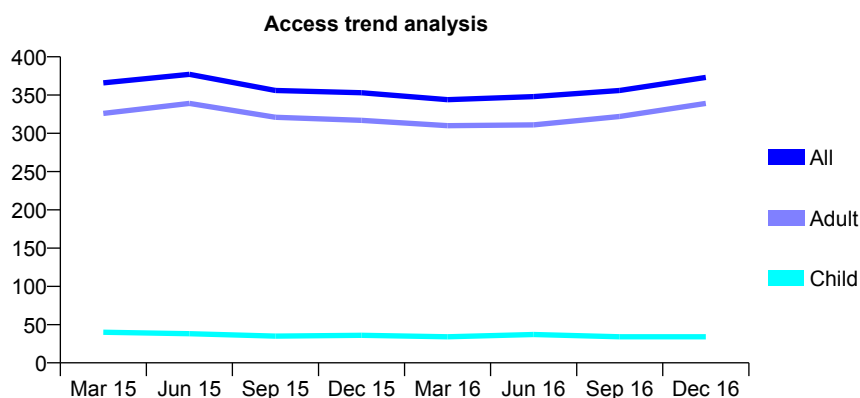
Q69 - Vital Signs At a Glance Contract Report for 385905/0003 - December 2016

Name or company name	MR BS RANU
Contract type name	PDS Contract
Purpose of contract	General
Contract start date	01/04/2006
Contract end date	31/03/2017

16/17 Contracted general activity (UDA)	3,488
Carry forward general activity (UDA)	0
16/17 Contracted orthodontic activity (UOA)	0
Carry forward orthodontic activity (UOA)	0
Baseline contract value	£102,815.17

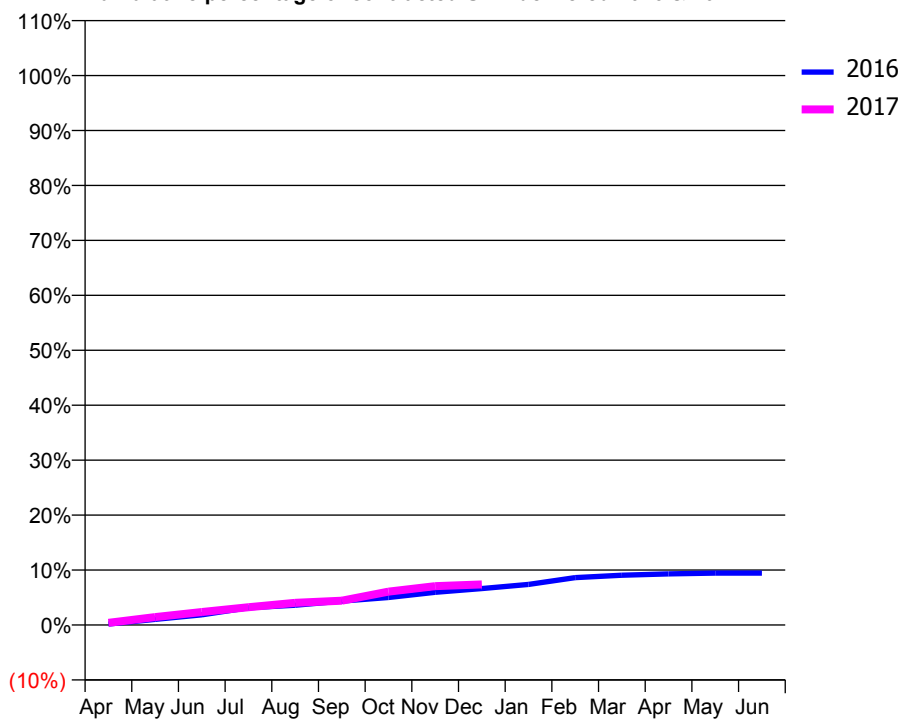
ACCESS*

Patients seen in 24 months	Total	Change since previous quarter
Quarter ending December 2015	353	
Quarter ending March 2016	344	↓
Quarter ending June 2016	348	→
Quarter ending September 2016	356	↑
Quarter ending December 2016	373	↑
Variance since December 2015	5.7%	↑



ACTIVITY

Cumulative percentage of contracted UDA delivered 2016 & 2017



Month	Adjusted Scheduled Activity (UDA)	
	2016	2017
April	6	14
May	36	51
June	65	82
July	109	113
August	126	141
September	152	155
October	175	212
November	208	247
December	232	258
January	258	
February	301	
March	316	
April	325	
May	330	
June	330	

QUALITY

	Quantity	Base Number	Contract	AT	Region	England
% of FP17s for the same patient ID Re-attending within 3 months - Children	0	48	0.0%	12.0%	11.9%	12.4%
% of FP17s for the same patient ID Re-attending within 3 months - Adults	3	236	1.3%	15.6%	16.5%	16.6%
% of FP17s for the same patient ID Re-attending between 3 & 9 months - Children	0	48	0.0%	57.2%	60.2%	57.5%
% of FP17s for the same patient ID Re-attending between 3 & 9 months - Adults	3	236	1.3%	48.8%	52.0%	50.4%
% of FP17s for Band 1 Urgent Courses	173	272	63.6%	9.6%	9.5%	9.1%
% of FP17s Relating to Free Repair or Replacements	0	272	0.0%	0.8%	0.7%	0.8%
% of FP17s Relating to Continuations	0	272	0.0%	0.9%	1.2%	1.3%
% of Patients satisfied with the dentistry they have received	0	0	N/A	93.5%	92.9%	92.7%
% of Patients satisfied with the time they had to wait for an appointment	0	0	N/A	90.4%	88.8%	88.8%

* This is based on patients treated on this contract for their most recent course of treatment. Figures in italics indicate the base number of FP17s or Patient Questionnaire responses are less than 100. N/A is shown where the base number of responses is less than 10 during the period. % is calculated as Quantity/Base number*100

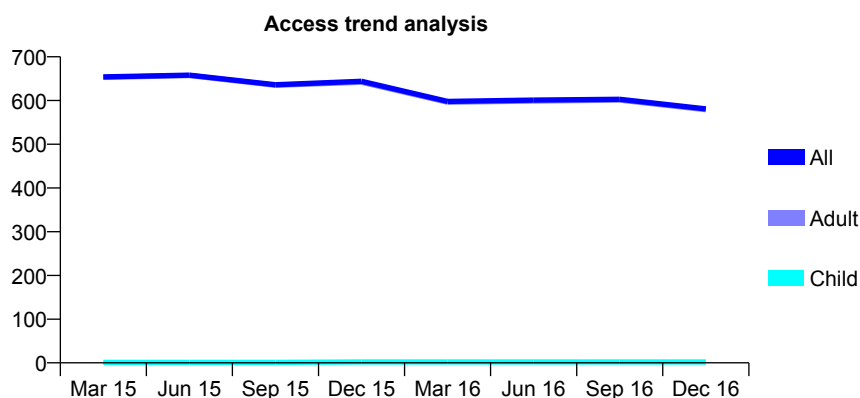
Q69 - Vital Signs At a Glance Contract Report for 566039/0001 - December 2016

Name or company name	MS AR LOCKYER
Contract type name	GDS Contract
Purpose of contract	General
Contract start date	01/04/2006
Contract end date	

16/17 Contracted general activity (UDA)	2,800
Carry forward general activity (UDA)	0
16/17 Contracted orthodontic activity (UOA)	0
Carry forward orthodontic activity (UOA)	0
Baseline contract value	£74,004.90

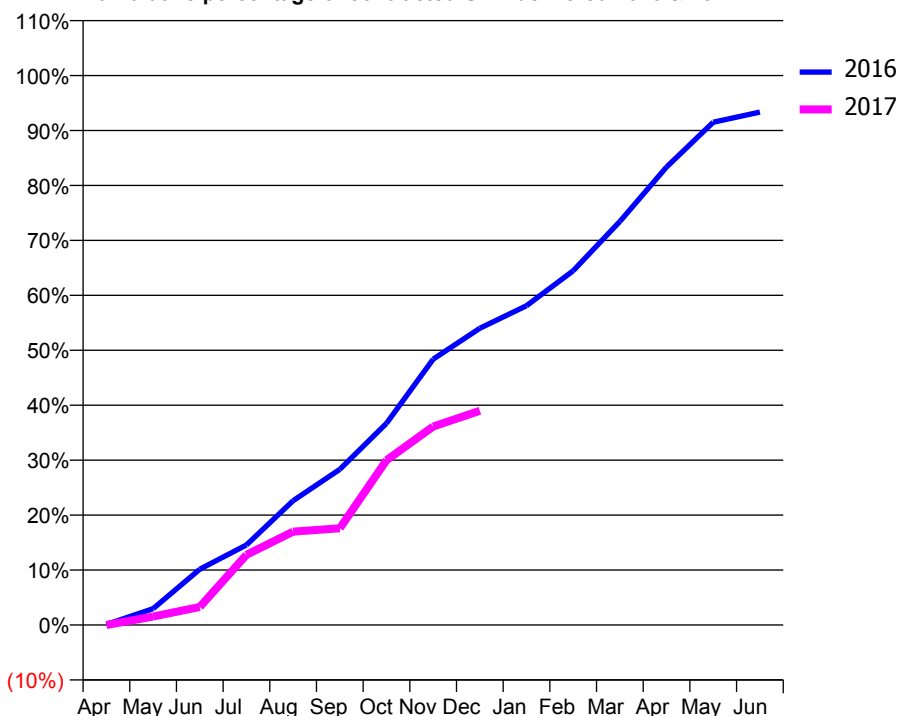
ACCESS*

Patients seen in 24 months	Total	Change since previous quarter
Quarter ending December 2015	644	
Quarter ending March 2016	598	↓
Quarter ending June 2016	601	→
Quarter ending September 2016	603	→
Quarter ending December 2016	581	↓
Variance since December 2015	(9.8%)	↓



ACTIVITY

Cumulative percentage of contracted UDA delivered 2016 & 2017



Month	Adjusted Scheduled Activity (UDA)	
	2016	2017
April	3	0
May	83	43
June	285	92
July	408	358
August	634	476
September	793	493
October	1,028	840
November	1,354	1,011
December	1,512	1,092
January	1,627	
February	1,805	
March	2,057	
April	2,334	
May	2,562	
June	2,614	

QUALITY

	Quantity	Base Number	Contract	AT	Region	England
% of FP17s for the same patient ID Re-attending within 3 months - Children	0	1	0.0%	12.0%	11.9%	12.4%
% of FP17s for the same patient ID Re-attending within 3 months - Adults	78	434	18.0%	15.6%	16.5%	16.6%
% of FP17s for the same patient ID Re-attending between 3 & 9 months - Children	0	1	0.0%	57.2%	60.2%	57.5%
% of FP17s for the same patient ID Re-attending between 3 & 9 months - Adults	76	434	17.5%	48.8%	52.0%	50.4%
% of FP17s for Band 1 Urgent Courses	33	328	10.1%	9.6%	9.5%	9.1%
% of FP17s Relating to Free Repair or Replacements	3	328	0.9%	0.8%	0.7%	0.8%
% of FP17s Relating to Continuations	22	328	6.7%	0.9%	1.2%	1.3%
% of Patients satisfied with the dentistry they have received	1	1	N/A	93.5%	92.9%	92.7%
% of Patients satisfied with the time they had to wait for an appointment	1	1	N/A	90.4%	88.8%	88.8%

* This is based on patients treated on this contract for their most recent course of treatment. Figures in italics indicate the base number of FP17s or Patient Questionnaire responses are less than 100. N/A is shown where the base number of responses is less than 10 during the period. % is calculated as Quantity/Base number*100

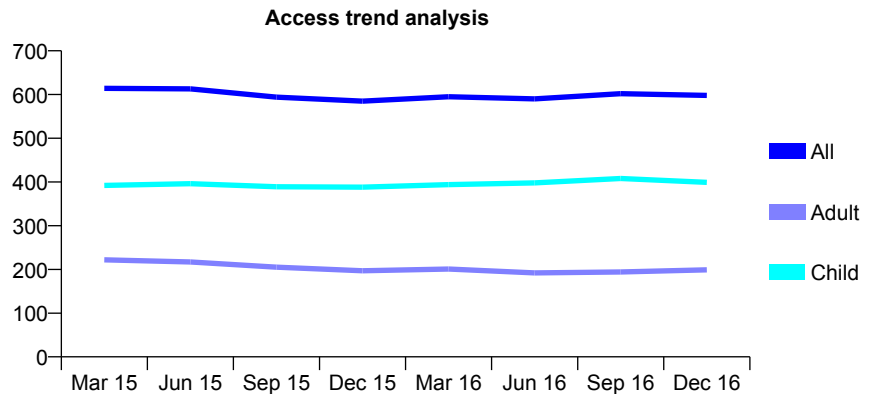
Q69 - Vital Signs At a Glance Contract Report for 566039/0005 - December 2016

Name or company name	MS AR LOCKYER
Contract type name	GDS Contract
Purpose of contract	General
Contract start date	01/04/2006
Contract end date	

16/17 Contracted general activity (UDA)	1,000
Carry forward general activity (UDA)	0
16/17 Contracted orthodontic activity (UOA)	0
Carry forward orthodontic activity (UOA)	0
Baseline contract value	£26,430.32

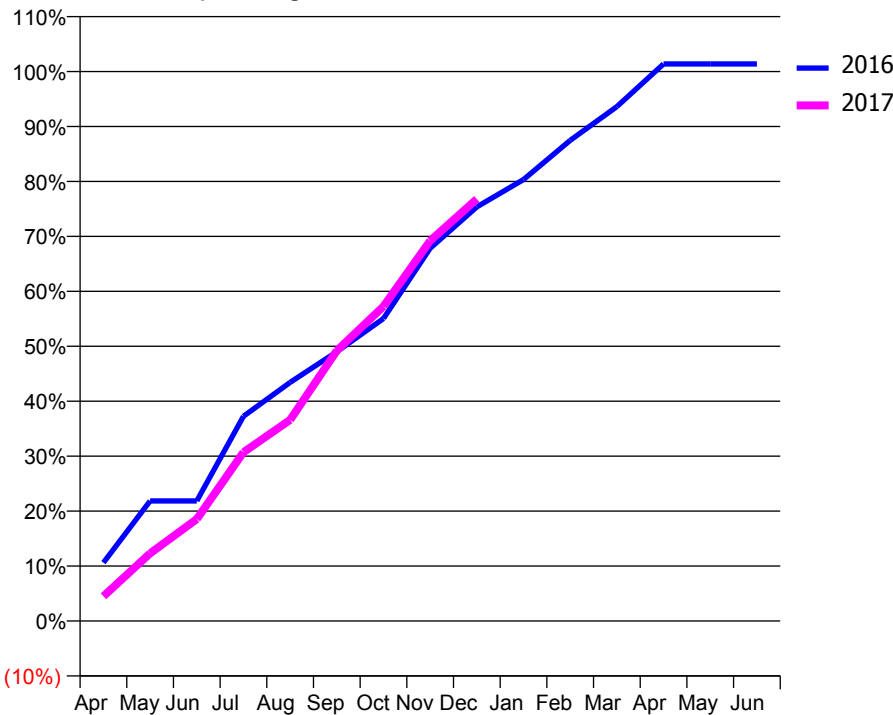
ACCESS*

Patients seen in 24 months	Total	Change since previous quarter
Quarter ending December 2015	585	
Quarter ending March 2016	595	→
Quarter ending June 2016	590	→
Quarter ending September 2016	602	↑
Quarter ending December 2016	598	→
Variance since December 2015	2.2%	↑



ACTIVITY

Cumulative percentage of contracted UDA delivered 2016 & 2017



Month	2016	2017
April	109	45
May	224	123
June	224	185
July	382	307
August	445	366
September	502	492
October	564	573
November	695	692
December	772	768
January	823	
February	896	
March	959	
April	1,038	
May	1,038	
June	1,038	

QUALITY

	Quantity	Base Number	Contract	AT	Region	England
% of FP17s for the same patient ID Re-attending within 3 months - Children	21	437	4.8%	12.0%	11.9%	12.4%
% of FP17s for the same patient ID Re-attending within 3 months - Adults	13	140	9.3%	15.6%	16.5%	16.6%
% of FP17s for the same patient ID Re-attending between 3 & 9 months - Children	194	437	44.4%	57.2%	60.2%	57.5%
% of FP17s for the same patient ID Re-attending between 3 & 9 months - Adults	42	140	30.0%	48.8%	52.0%	50.4%
% of FP17s for Band 1 Urgent Courses	19	541	3.5%	9.6%	9.5%	9.1%
% of FP17s Relating to Free Repair or Replacements	1	541	0.2%	0.8%	0.7%	0.8%
% of FP17s Relating to Continuations	0	541	0.0%	0.9%	1.2%	1.3%
% of Patients satisfied with the dentistry they have received	0	0	N/A	93.5%	92.9%	92.7%
% of Patients satisfied with the time they had to wait for an appointment	0	0	N/A	90.4%	88.8%	88.8%

* This is based on patients treated on this contract for their most recent course of treatment. Figures in italics indicate the base number of FP17s or Patient Questionnaire responses are less than 100. N/A is shown where the base number of responses is less than 10 during the period. % is calculated as Quantity/Base number*100

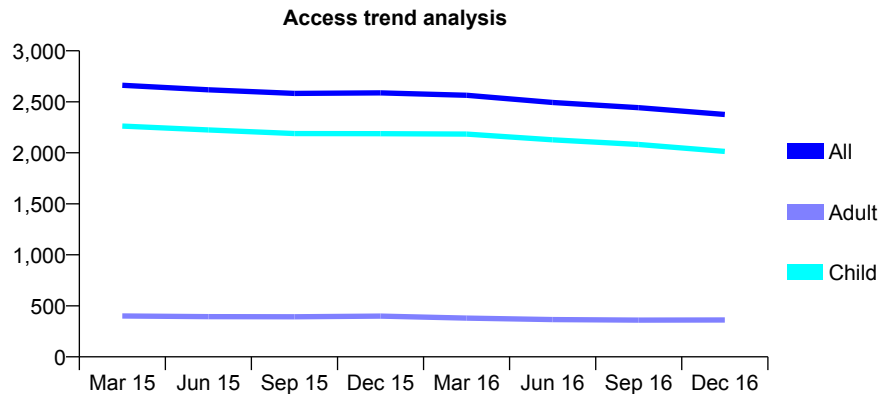
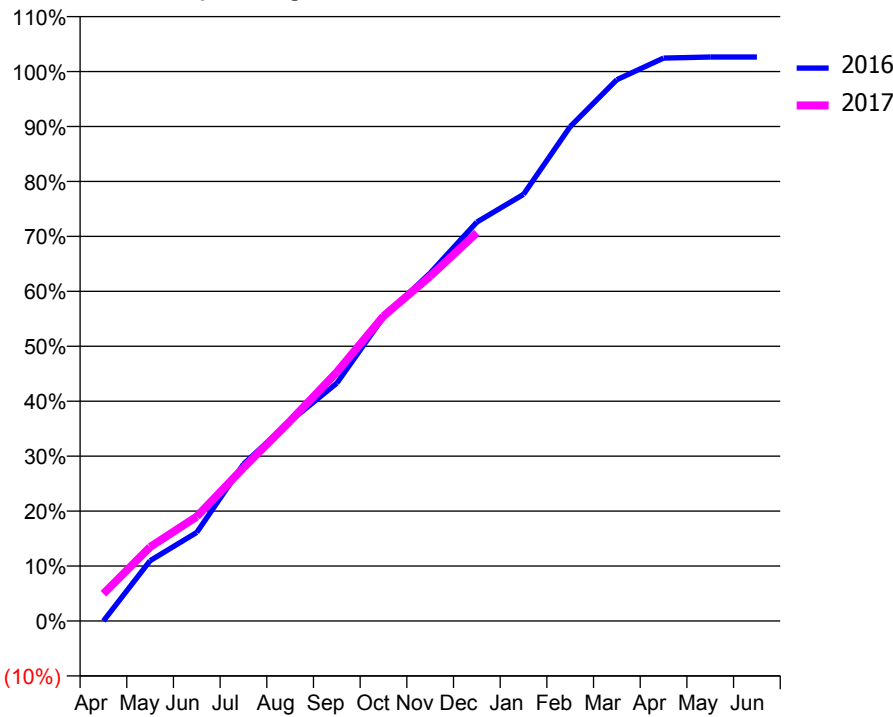
Q69 - Vital Signs At a Glance Contract Report for 566551/0001 - December 2016

Name or company name	MR GB DERRY
Contract type name	GDS Contract
Purpose of contract	General
Contract start date	01/04/2006
Contract end date	

16/17 Contracted general activity (UDA)	5,000
Carry forward general activity (UDA)	-100
16/17 Contracted orthodontic activity (UOA)	0
Carry forward orthodontic activity (UOA)	0
Baseline contract value	£135,353.09

ACCESS*

Patients seen in 24 months	Total	Change since previous quarter
Quarter ending December 2015	2,587	
Quarter ending March 2016	2,564	→
Quarter ending June 2016	2,493	↓
Quarter ending September 2016	2,442	↓
Quarter ending December 2016	2,376	↓
Variance since December 2015	(8.2%)	↓


ACTIVITY
Cumulative percentage of contracted UDA delivered 2016 & 2017


Month	Adjusted Scheduled Activity (UDA)	
	2016	2017
April	0	249
May	550	675
June	806	950
July	1,428	1,394
August	1,819	1,820
September	2,165	2,264
October	2,766	2,774
November	3,167	3,137
December	3,629	3,533
January	3,883	
February	4,498	
March	4,926	
April	5,123	
May	5,132	
June	5,132	

QUALITY

	Quantity	Base Number	Contract	AT	Region	England
% of FP17s for the same patient ID Re-attending within 3 months - Children	237	2,761	8.6%	12.0%	11.9%	12.4%
% of FP17s for the same patient ID Re-attending within 3 months - Adults	16	159	10.1%	15.6%	16.5%	16.6%
% of FP17s for the same patient ID Re-attending between 3 & 9 months - Children	2,040	2,761	73.9%	57.2%	60.2%	57.5%
% of FP17s for the same patient ID Re-attending between 3 & 9 months - Adults	105	159	66.0%	48.8%	52.0%	50.4%
% of FP17s for Band 1 Urgent Courses	104	2,743	3.8%	9.6%	9.5%	9.1%
% of FP17s Relating to Free Repair or Replacements	0	2,743	0.0%	0.8%	0.7%	0.8%
% of FP17s Relating to Continuations	0	2,743	0.0%	0.9%	1.2%	1.3%
% of Patients satisfied with the dentistry they have received	1	1	N/A	93.5%	92.9%	92.7%
% of Patients satisfied with the time they had to wait for an appointment	1	1	N/A	90.4%	88.8%	88.8%

* This is based on patients treated on this contract for their most recent course of treatment. Figures in italics indicate the base number of FP17s or Patient Questionnaire responses are less than 100. N/A is shown where the base number of responses is less than 10 during the period. % is calculated as Quantity/Base number*100

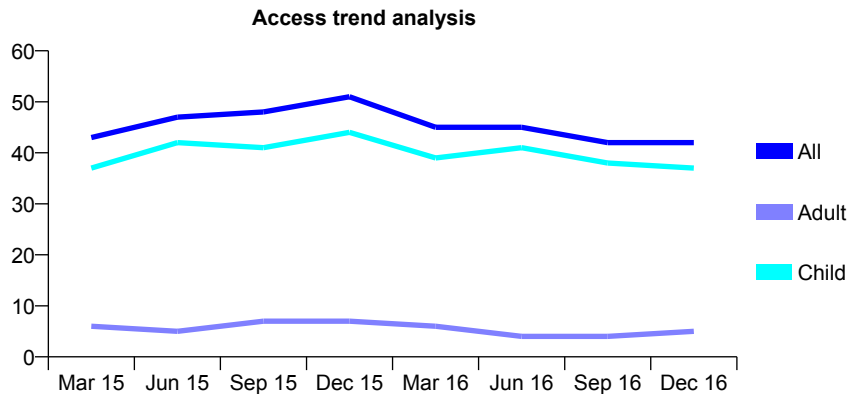
Q69 - Vital Signs At a Glance Contract Report for 568430/0001 - December 2016

Name or company name	MR PG CRUCI
Contract type name	GDS Contract
Purpose of contract	General
Contract start date	01/04/2006
Contract end date	

16/17 Contracted general activity (UDA)	39
Carry forward general activity (UDA)	1
16/17 Contracted orthodontic activity (UOA)	0
Carry forward orthodontic activity (UOA)	0
Baseline contract value	£907.84

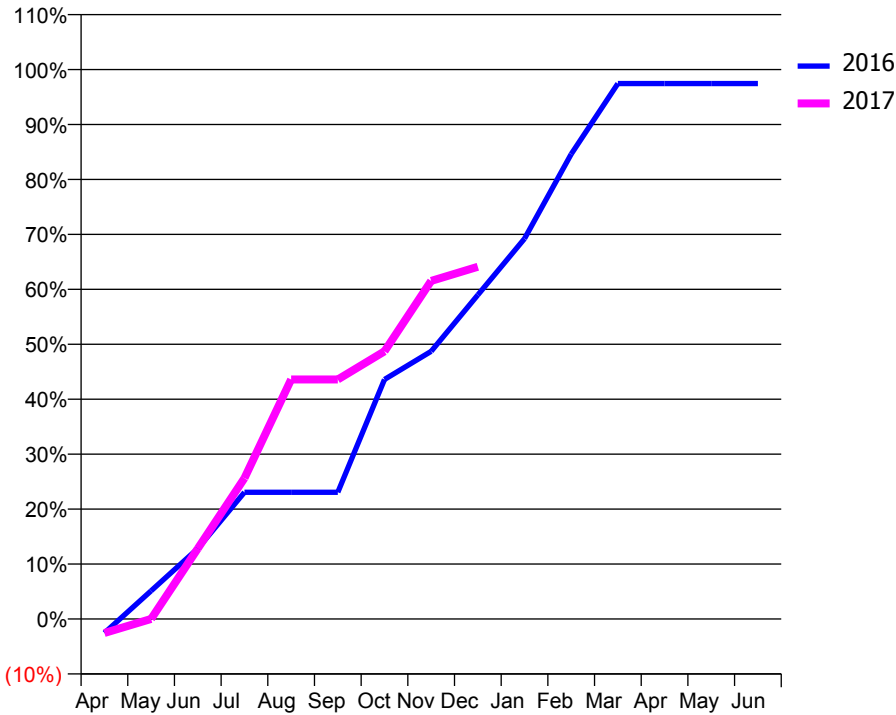
ACCESS*

Patients seen in 24 months	Total	Change since previous quarter
Quarter ending December 2015	51	
Quarter ending March 2016	45	↓
Quarter ending June 2016	45	→
Quarter ending September 2016	42	↓
Quarter ending December 2016	42	→
Variance since December 2015	(17.6%)	↓



ACTIVITY

Cumulative percentage of contracted UDA delivered 2016 & 2017



Month	Adjusted Scheduled Activity (UDA)	
	2016	2017
April	-1	-1
May	2	0
June	5	5
July	9	10
August	9	17
September	9	17
October	17	19
November	19	24
December	23	25
January	27	
February	33	
March	38	
April	38	
May	38	
June	38	

QUALITY

	Quantity	Base Number	Contract	AT	Region	England
% of FP17s for the same patient ID Re-attending within 3 months - Children	0	23	0.0%	12.0%	11.9%	12.4%
% of FP17s for the same patient ID Re-attending within 3 months - Adults	0	1	0.0%	15.6%	16.5%	16.6%
% of FP17s for the same patient ID Re-attending between 3 & 9 months - Children	9	23	39.1%	57.2%	60.2%	57.5%
% of FP17s for the same patient ID Re-attending between 3 & 9 months - Adults	0	1	0.0%	48.8%	52.0%	50.4%
% of FP17s for Band 1 Urgent Courses	0	24	0.0%	9.6%	9.5%	9.1%
% of FP17s Relating to Free Repair or Replacements	0	24	0.0%	0.8%	0.7%	0.8%
% of FP17s Relating to Continuations	0	24	0.0%	0.9%	1.2%	1.3%
% of Patients satisfied with the dentistry they have received	0	0	N/A	93.5%	92.9%	92.7%
% of Patients satisfied with the time they had to wait for an appointment	0	0	N/A	90.4%	88.8%	88.8%

* This is based on patients treated on this contract for their most recent course of treatment. Figures in italics indicate the base number of FP17s or Patient Questionnaire responses are less than 100. N/A is shown where the base number of responses is less than 10 during the period. % is calculated as Quantity/Base number*100

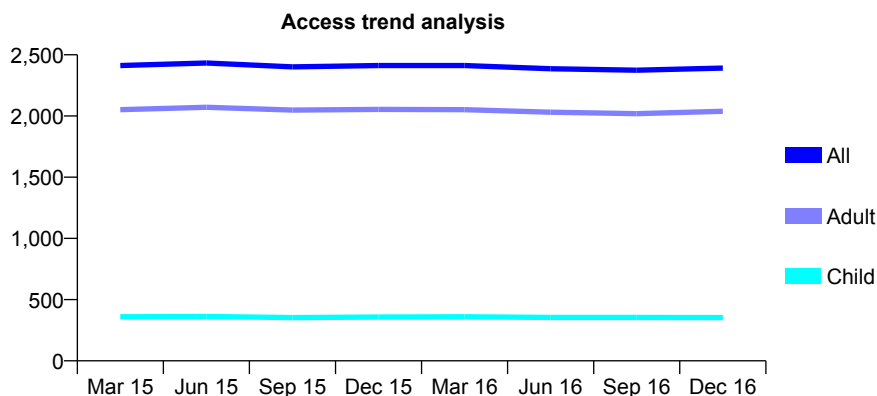
Q69 - Vital Signs At a Glance Contract Report for 575682/0001 - December 2016

Name or company name	MR HJ COULL
Contract type name	GDS Contract
Purpose of contract	General
Contract start date	01/04/2006
Contract end date	

16/17 Contracted general activity (UDA)	6,812
Carry forward general activity (UDA)	0
16/17 Contracted orthodontic activity (UOA)	0
Carry forward orthodontic activity (UOA)	0
Baseline contract value	£161,065.22

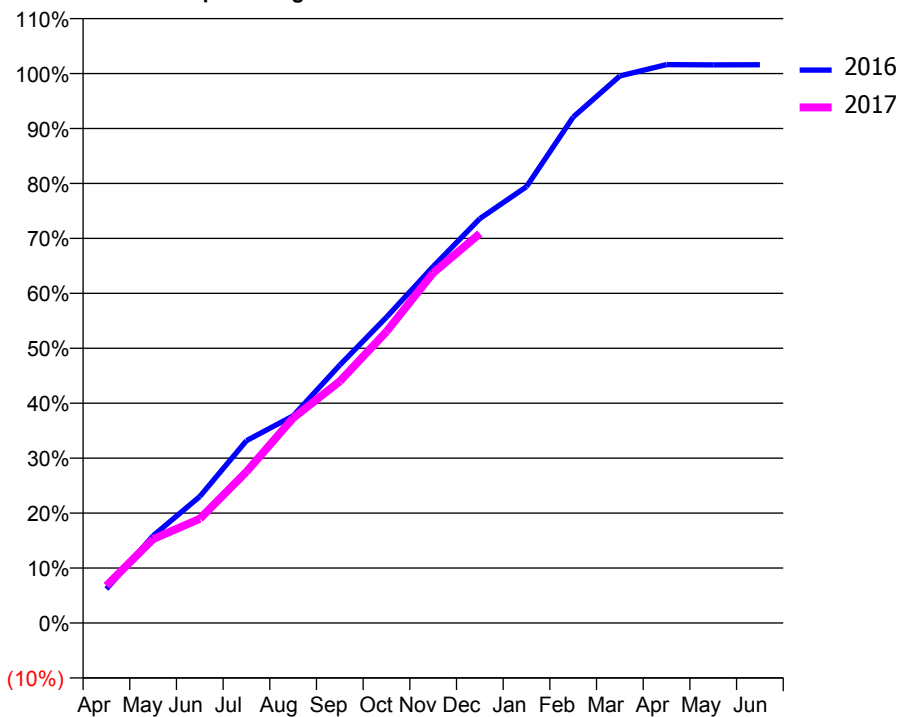
ACCESS*

Patients seen in 24 months	Total	Change since previous quarter
Quarter ending December 2015	2,412	
Quarter ending March 2016	2,412	→
Quarter ending June 2016	2,386	↓
Quarter ending September 2016	2,374	→
Quarter ending December 2016	2,392	→
Variance since December 2015	(0.8%)	→



ACTIVITY

Cumulative percentage of contracted UDA delivered 2016 & 2017



QUALITY

	Quantity	Base Number	Contract	AT	Region	England
% of FP17s for the same patient ID Re-attending within 3 months - Children	12	399	3.0%	12.0%	11.9%	12.4%
% of FP17s for the same patient ID Re-attending within 3 months - Adults	146	2,197	6.6%	15.6%	16.5%	16.6%
% of FP17s for the same patient ID Re-attending between 3 & 9 months - Children	267	399	66.9%	57.2%	60.2%	57.5%
% of FP17s for the same patient ID Re-attending between 3 & 9 months - Adults	1,488	2,197	67.7%	48.8%	52.0%	50.4%
% of FP17s for Band 1 Urgent Courses	136	2,514	5.4%	9.6%	9.5%	9.1%
% of FP17s Relating to Free Repair or Replacements	4	2,514	0.2%	0.8%	0.7%	0.8%
% of FP17s Relating to Continuations	15	2,514	0.6%	0.9%	1.2%	1.3%
% of Patients satisfied with the dentistry they have received	3	3	N/A	93.5%	92.9%	92.7%
% of Patients satisfied with the time they had to wait for an appointment	3	3	N/A	90.4%	88.8%	88.8%

* This is based on patients treated on this contract for their most recent course of treatment. Figures in italics indicate the base number of FP17s or Patient Questionnaire responses are less than 100. N/A is shown where the base number of responses is less than 10 during the period. % is calculated as Quantity/Base number*100

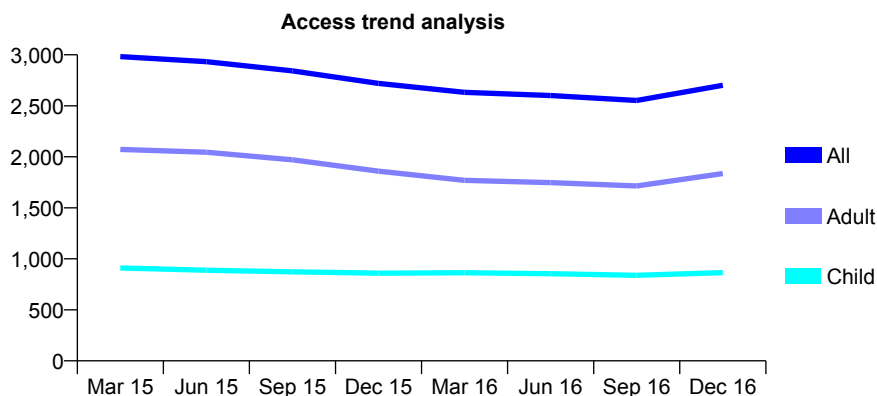
Q69 - Vital Signs At a Glance Contract Report for 578967/0001 - December 2016

Name or company name	MR AC COOKE
Contract type name	GDS Contract
Purpose of contract	General
Contract start date	01/04/2006
Contract end date	

16/17 Contracted general activity (UDA)	7,646
Carry forward general activity (UDA)	0
16/17 Contracted orthodontic activity (UOA)	0
Carry forward orthodontic activity (UOA)	0
Baseline contract value	£180,784.61

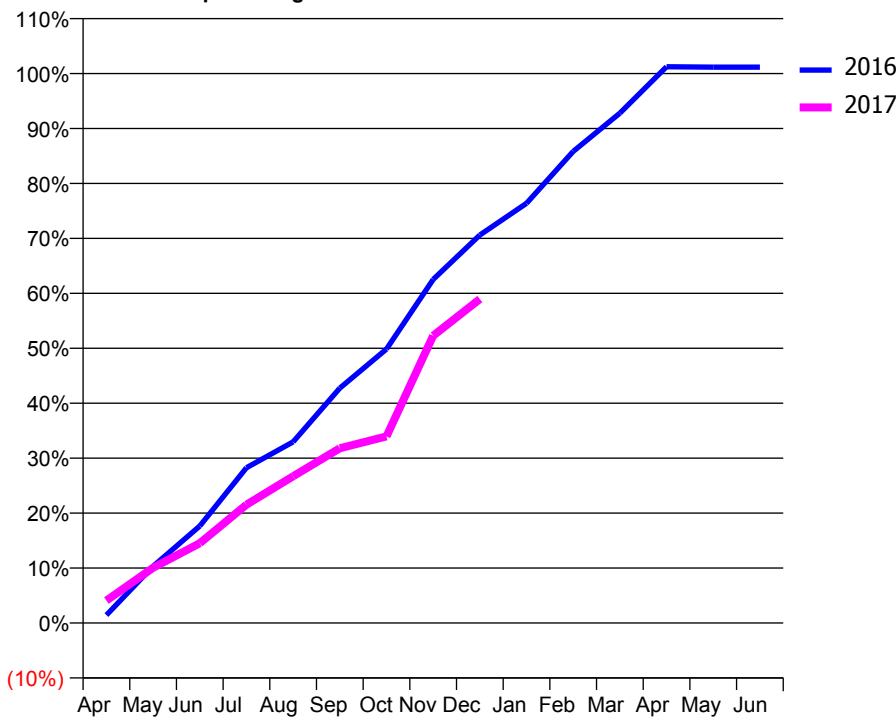
ACCESS*

Patients seen in 24 months	Total	Change since previous quarter
Quarter ending December 2015	2,719	
Quarter ending March 2016	2,632	↓
Quarter ending June 2016	2,601	↓
Quarter ending September 2016	2,552	↓
Quarter ending December 2016	2,701	↑
Variance since December 2015	(0.7%)	→



ACTIVITY

Cumulative percentage of contracted UDA delivered 2016 & 2017



Adjusted Scheduled Activity (UDA)

Month	2016	2017
April	94	312
May	672	770
June	1,148	1,111
July	1,837	1,647
August	2,142	2,042
September	2,779	2,432
October	3,240	2,596
November	4,064	3,997
December	4,589	4,507
January	4,964	
February	5,578	
March	6,031	
April	6,579	
May	6,575	
June	6,575	

QUALITY

	Quantity	Base Number	Contract	AT	Region	England
% of FP17s for the same patient ID Re-attending within 3 months - Children	51	1,073	4.8%	12.0%	11.9%	12.4%
% of FP17s for the same patient ID Re-attending within 3 months - Adults	258	1,903	13.6%	15.6%	16.5%	16.6%
% of FP17s for the same patient ID Re-attending between 3 & 9 months - Children	702	1,073	65.4%	57.2%	60.2%	57.5%
% of FP17s for the same patient ID Re-attending between 3 & 9 months - Adults	965	1,903	50.7%	48.8%	52.0%	50.4%
% of FP17s for Band 1 Urgent Courses	247	2,713	9.1%	9.6%	9.5%	9.1%
% of FP17s Relating to Free Repair or Replacements	17	2,713	0.6%	0.8%	0.7%	0.8%
% of FP17s Relating to Continuations	10	2,713	0.4%	0.9%	1.2%	1.3%
% of Patients satisfied with the dentistry they have received	3	4	N/A	93.5%	92.9%	92.7%
% of Patients satisfied with the time they had to wait for an appointment	3	4	N/A	90.4%	88.8%	88.8%

* This is based on patients treated on this contract for their most recent course of treatment. Figures in italics indicate the base number of FP17s or Patient Questionnaire responses are less than 100. N/A is shown where the base number of responses is less than 10 during the period. % is calculated as Quantity/Base number*100

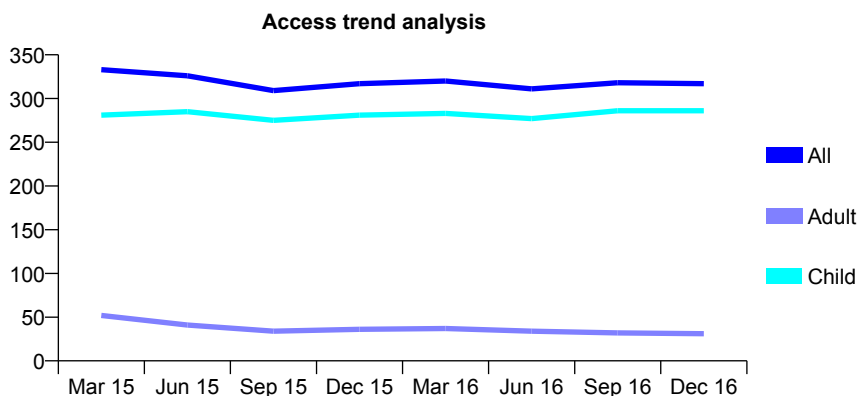
Q69 - Vital Signs At a Glance Contract Report for 630209/0001 - December 2016

Name or company name	MR CR NIXON
Contract type name	GDS Contract
Purpose of contract	General
Contract start date	01/04/2006
Contract end date	

16/17 Contracted general activity (UDA)	441
Carry forward general activity (UDA)	0
16/17 Contracted orthodontic activity (UOA)	0
Carry forward orthodontic activity (UOA)	0
Baseline contract value	£10,151.40

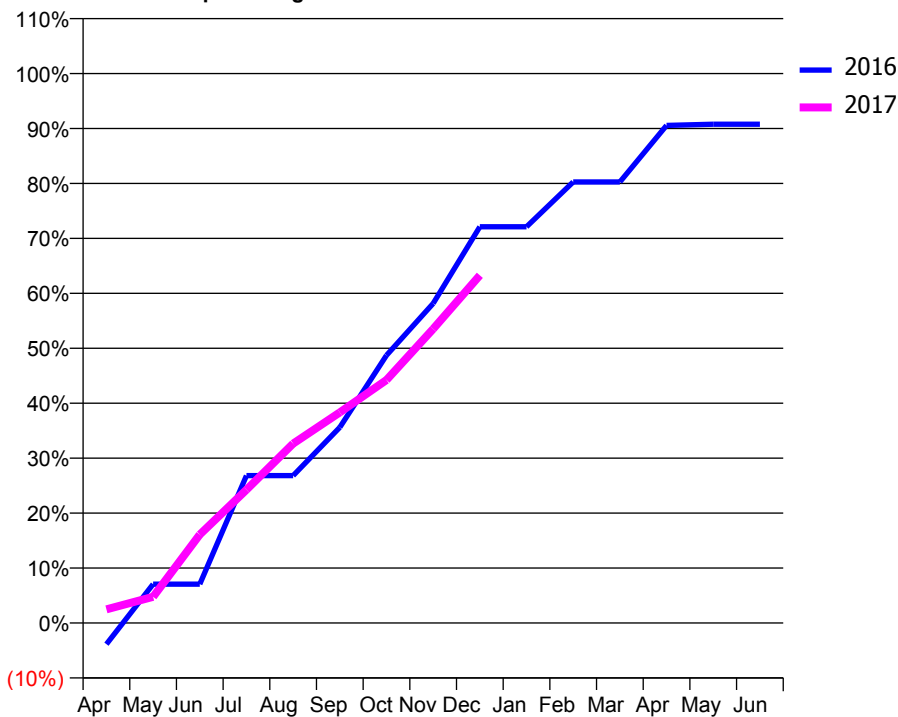
ACCESS*

Patients seen in 24 months	Total	Change since previous quarter
Quarter ending December 2015	317	
Quarter ending March 2016	320	→
Quarter ending June 2016	311	↓
Quarter ending September 2016	318	↑
Quarter ending December 2016	317	→
Variance since December 2015	0.0%	→



ACTIVITY

Cumulative percentage of contracted UDA delivered 2016 & 2017



Month	Adjusted Scheduled Activity (UDA)	
	2016	2017
April	-18	11
May	33	21
June	33	71
July	125	107
August	125	144
September	166	169
October	227	195
November	271	236
December	336	279
January	336	
February	374	
March	374	
April	422	
May	423	
June	423	

QUALITY

	Quantity	Base Number	Contract	AT	Region	England
% of FP17s for the same patient ID Re-attending within 3 months - Children	7	291	2.4%	12.0%	11.9%	12.4%
% of FP17s for the same patient ID Re-attending within 3 months - Adults	0	6	0.0%	15.6%	16.5%	16.6%
% of FP17s for the same patient ID Re-attending between 3 & 9 months - Children	154	291	52.9%	57.2%	60.2%	57.5%
% of FP17s for the same patient ID Re-attending between 3 & 9 months - Adults	1	6	16.7%	48.8%	52.0%	50.4%
% of FP17s for Band 1 Urgent Courses	0	258	0.0%	9.6%	9.5%	9.1%
% of FP17s Relating to Free Repair or Replacements	0	258	0.0%	0.8%	0.7%	0.8%
% of FP17s Relating to Continuations	0	258	0.0%	0.9%	1.2%	1.3%
% of Patients satisfied with the dentistry they have received	1	1	N/A	93.5%	92.9%	92.7%
% of Patients satisfied with the time they had to wait for an appointment	1	1	N/A	90.4%	88.8%	88.8%

* This is based on patients treated on this contract for their most recent course of treatment. Figures in italics indicate the base number of FP17s or Patient Questionnaire responses are less than 100. N/A is shown where the base number of responses is less than 10 during the period. % is calculated as Quantity/Base number*100

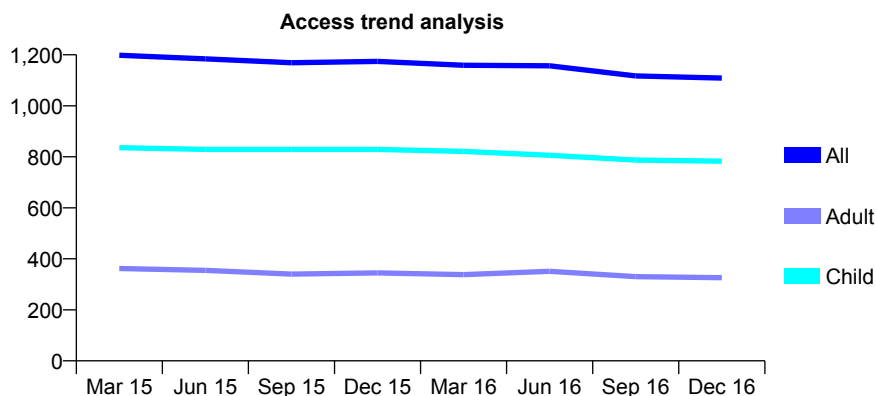
Q69 - Vital Signs At a Glance Contract Report for 630640/0001 - December 2016

Name or company name	MRS ME SHAW
Contract type name	GDS Contract
Purpose of contract	General
Contract start date	01/04/2006
Contract end date	

16/17 Contracted general activity (UDA)	2,164
Carry forward general activity (UDA)	0
16/17 Contracted orthodontic activity (UOA)	0
Carry forward orthodontic activity (UOA)	0
Baseline contract value	£47,107.43

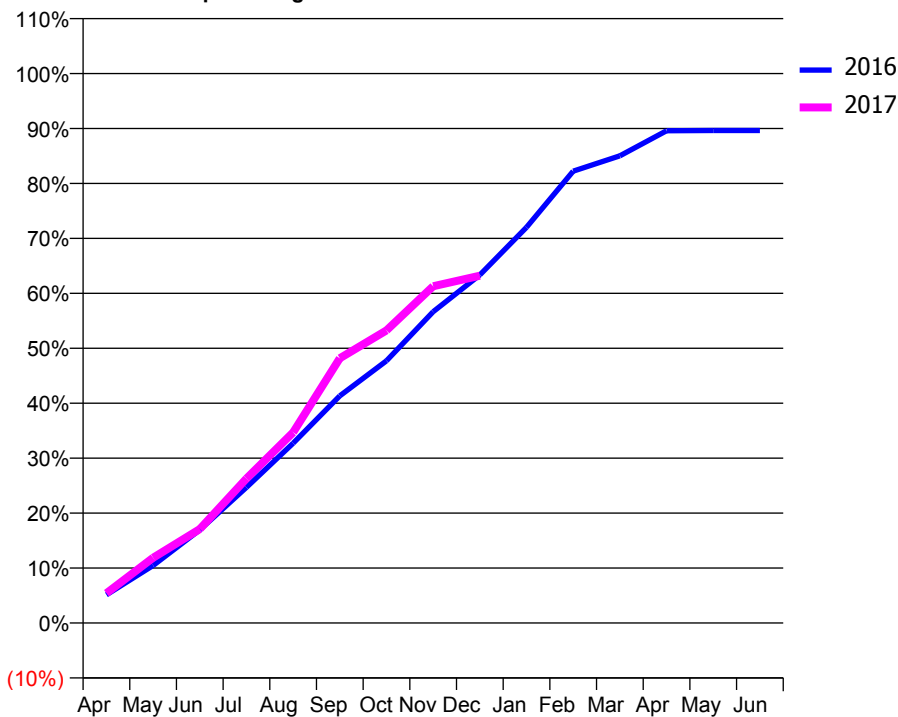
ACCESS*

Patients seen in 24 months	Total	Change since previous quarter
Quarter ending December 2015	1,174	
Quarter ending March 2016	1,159	↓
Quarter ending June 2016	1,157	→
Quarter ending September 2016	1,117	↓
Quarter ending December 2016	1,109	→
Variance since December 2015	(5.5%)	↓



ACTIVITY

Cumulative percentage of contracted UDA delivered 2016 & 2017



Month	Adjusted Scheduled Activity (UDA)	
	2016	2017
April	125	117
May	254	257
June	411	370
July	599	569
August	793	751
September	1,003	1,043
October	1,157	1,153
November	1,374	1,326
December	1,536	1,368
January	1,746	
February	1,994	
March	2,062	
April	2,173	
May	2,174	
June	2,174	

QUALITY

	Quantity	Base Number	Contract	AT	Region	England
% of FP17s for the same patient ID Re-attending within 3 months - Children	48	945	5.1%	12.0%	11.9%	12.4%
% of FP17s for the same patient ID Re-attending within 3 months - Adults	12	215	5.6%	15.6%	16.5%	16.6%
% of FP17s for the same patient ID Re-attending between 3 & 9 months - Children	661	945	69.9%	57.2%	60.2%	57.5%
% of FP17s for the same patient ID Re-attending between 3 & 9 months - Adults	121	215	56.3%	48.8%	52.0%	50.4%
% of FP17s for Band 1 Urgent Courses	23	1,077	2.1%	9.6%	9.5%	9.1%
% of FP17s Relating to Free Repair or Replacements	1	1,077	0.1%	0.8%	0.7%	0.8%
% of FP17s Relating to Continuations	0	1,077	0.0%	0.9%	1.2%	1.3%
% of Patients satisfied with the dentistry they have received	0	0	N/A	93.5%	92.9%	92.7%
% of Patients satisfied with the time they had to wait for an appointment	0	0	N/A	90.4%	88.8%	88.8%

* This is based on patients treated on this contract for their most recent course of treatment. Figures in italics indicate the base number of FP17s or Patient Questionnaire responses are less than 100. N/A is shown where the base number of responses is less than 10 during the period. % is calculated as Quantity/Base number*100

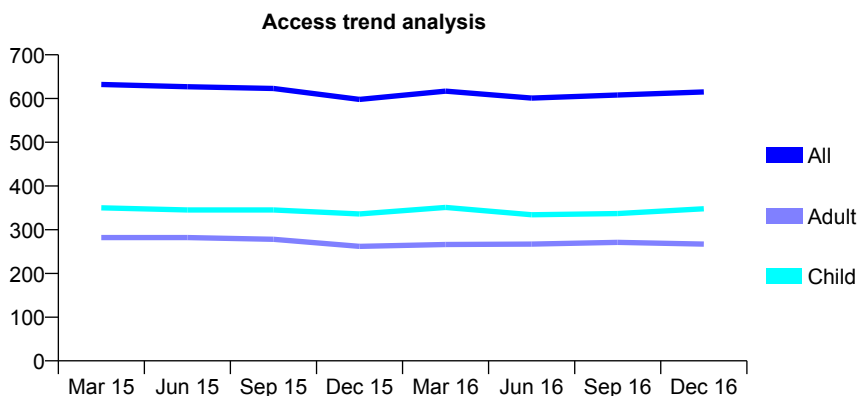
Q69 - Vital Signs At a Glance Contract Report for 631043/0001 - December 2016

Name or company name	MR PR COLLINS
Contract type name	GDS Contract
Purpose of contract	General
Contract start date	01/04/2006
Contract end date	

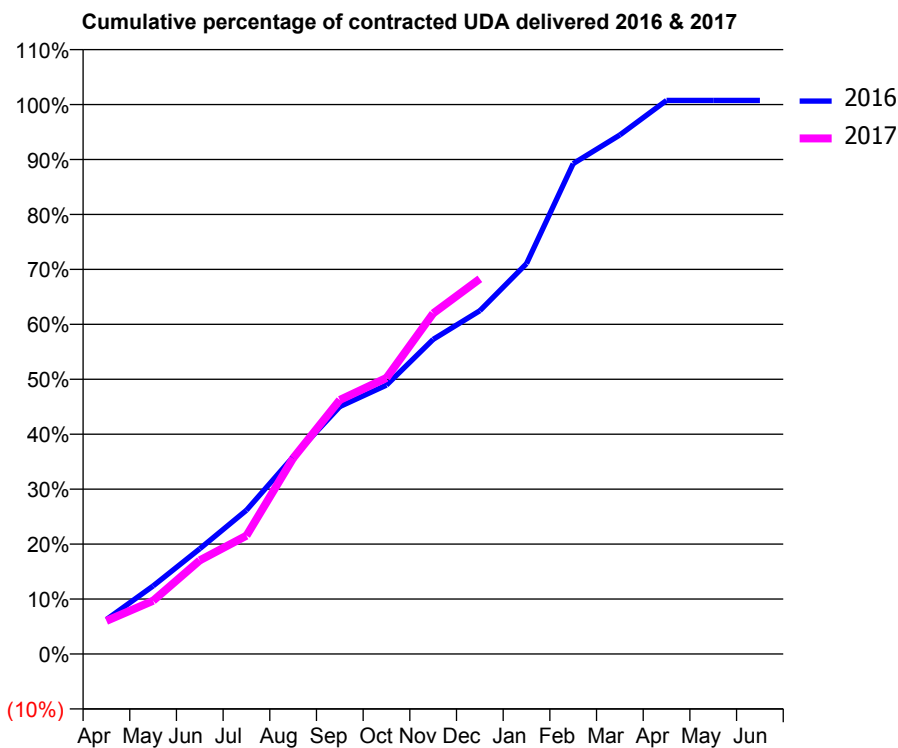
16/17 Contracted general activity (UDA)	1,226
Carry forward general activity (UDA)	-9
16/17 Contracted orthodontic activity (UOA)	0
Carry forward orthodontic activity (UOA)	0
Baseline contract value	£31,075.85

ACCESS*

Patients seen in 24 months	Total	Change since previous quarter
Quarter ending December 2015	598	
Quarter ending March 2016	617	↑
Quarter ending June 2016	601	↓
Quarter ending September 2016	608	→
Quarter ending December 2016	615	→
Variance since December 2015	2.8%	↑



ACTIVITY



Month	Adjusted Scheduled Activity (UDA)	
	2016	2017
April	77	74
May	152	119
June	235	209
July	321	264
August	440	437
September	552	567
October	600	616
November	702	760
December	766	837
January	871	
February	1,094	
March	1,158	
April	1,235	
May	1,235	
June	1,235	

QUALITY

	Quantity	Base Number	Contract	AT	Region	England
% of FP17s for the same patient ID Re-attending within 3 months - Children	8	325	2.5%	12.0%	11.9%	12.4%
% of FP17s for the same patient ID Re-attending within 3 months - Adults	6	182	3.3%	15.6%	16.5%	16.6%
% of FP17s for the same patient ID Re-attending between 3 & 9 months - Children	158	325	48.6%	57.2%	60.2%	57.5%
% of FP17s for the same patient ID Re-attending between 3 & 9 months - Adults	74	182	40.7%	48.8%	52.0%	50.4%
% of FP17s for Band 1 Urgent Courses	0	468	0.0%	9.6%	9.5%	9.1%
% of FP17s Relating to Free Repair or Replacements	0	468	0.0%	0.8%	0.7%	0.8%
% of FP17s Relating to Continuations	3	468	0.6%	0.9%	1.2%	1.3%
% of Patients satisfied with the dentistry they have received	1	1	N/A	93.5%	92.9%	92.7%
% of Patients satisfied with the time they had to wait for an appointment	1	1	N/A	90.4%	88.8%	88.8%

* This is based on patients treated on this contract for their most recent course of treatment. Figures in italics indicate the base number of FP17s or Patient Questionnaire responses are less than 100. N/A is shown where the base number of responses is less than 10 during the period. % is calculated as Quantity/Base number*100

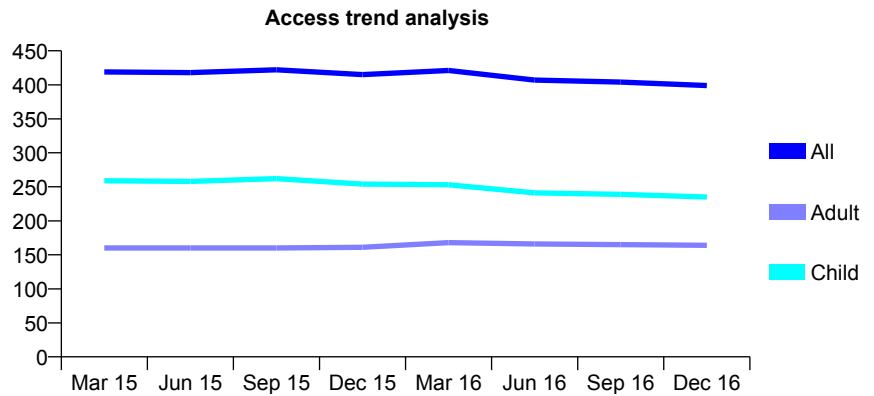
Q69 - Vital Signs At a Glance Contract Report for 631582/0001 - December 2016

Name or company name	MR NM GOLDSMITH
Contract type name	GDS Contract
Purpose of contract	General
Contract start date	01/04/2006
Contract end date	

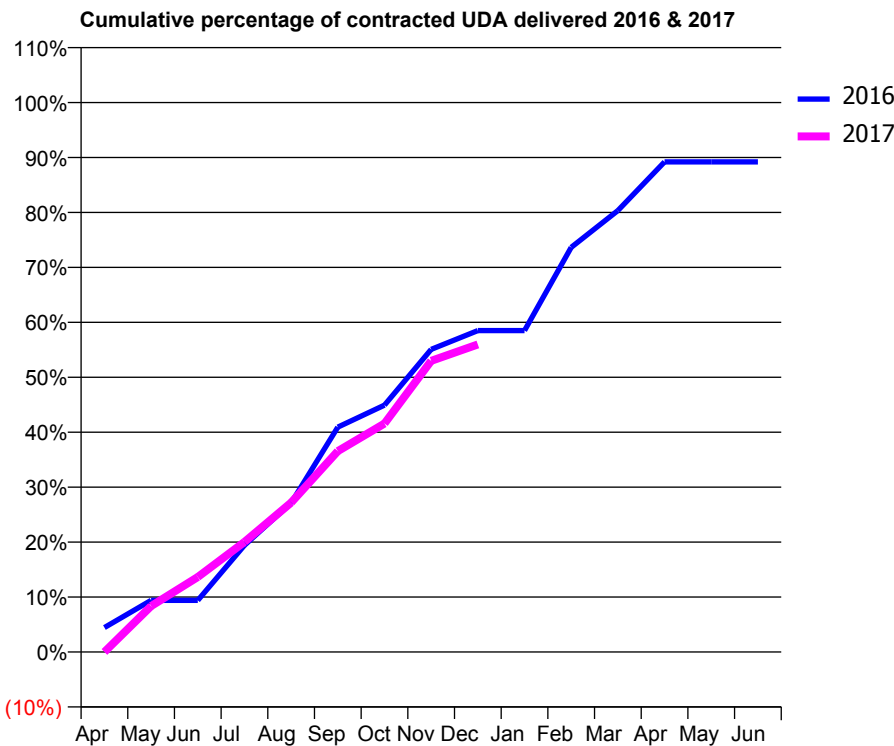
16/17 Contracted general activity (UDA)	758
Carry forward general activity (UDA)	0
16/17 Contracted orthodontic activity (UOA)	0
Carry forward orthodontic activity (UOA)	0
Baseline contract value	£20,642.33

ACCESS*

Patients seen in 24 months	Total	Change since previous quarter
Quarter ending December 2015	415	
Quarter ending March 2016	421	→
Quarter ending June 2016	407	↓
Quarter ending September 2016	404	→
Quarter ending December 2016	399	↓
Variance since December 2015	(3.9%)	↓



ACTIVITY



Month	Adjusted Scheduled Activity (UDA)	
	2016	2017
April	38	0
May	80	63
June	80	103
July	165	152
August	231	206
September	348	277
October	382	315
November	468	402
December	497	424
January	497	
February	626	
March	683	
April	758	
May	758	
June	758	

QUALITY

	Quantity	Base Number	Contract	AT	Region	England
% of FP17s for the same patient ID Re-attending within 3 months - Children	14	266	5.3%	12.0%	11.9%	12.4%
% of FP17s for the same patient ID Re-attending within 3 months - Adults	4	130	3.1%	15.6%	16.5%	16.6%
% of FP17s for the same patient ID Re-attending between 3 & 9 months - Children	195	266	73.3%	57.2%	60.2%	57.5%
% of FP17s for the same patient ID Re-attending between 3 & 9 months - Adults	73	130	56.2%	48.8%	52.0%	50.4%
% of FP17s for Band 1 Urgent Courses	16	343	4.7%	9.6%	9.5%	9.1%
% of FP17s Relating to Free Repair or Replacements	0	343	0.0%	0.8%	0.7%	0.8%
% of FP17s Relating to Continuations	0	343	0.0%	0.9%	1.2%	1.3%
% of Patients satisfied with the dentistry they have received	0	0	N/A	93.5%	92.9%	92.7%
% of Patients satisfied with the time they had to wait for an appointment	0	0	N/A	90.4%	88.8%	88.8%

* This is based on patients treated on this contract for their most recent course of treatment. Figures in italics indicate the base number of FP17s or Patient Questionnaire responses are less than 100. N/A is shown where the base number of responses is less than 10 during the period. % is calculated as Quantity/Base number*100

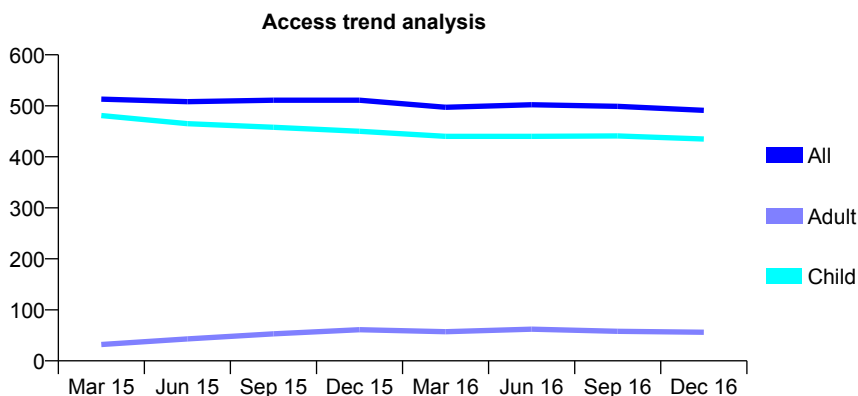
Q69 - Vital Signs At a Glance Contract Report for 632635/0001 - December 2016

Name or company name	MR GJ BLANCHARD
Contract type name	GDS Contract
Purpose of contract	General
Contract start date	04/11/2006
Contract end date	

16/17 Contracted general activity (UDA)	846
Carry forward general activity (UDA)	-3
16/17 Contracted orthodontic activity (UOA)	0
Carry forward orthodontic activity (UOA)	0
Baseline contract value	£15,257.00

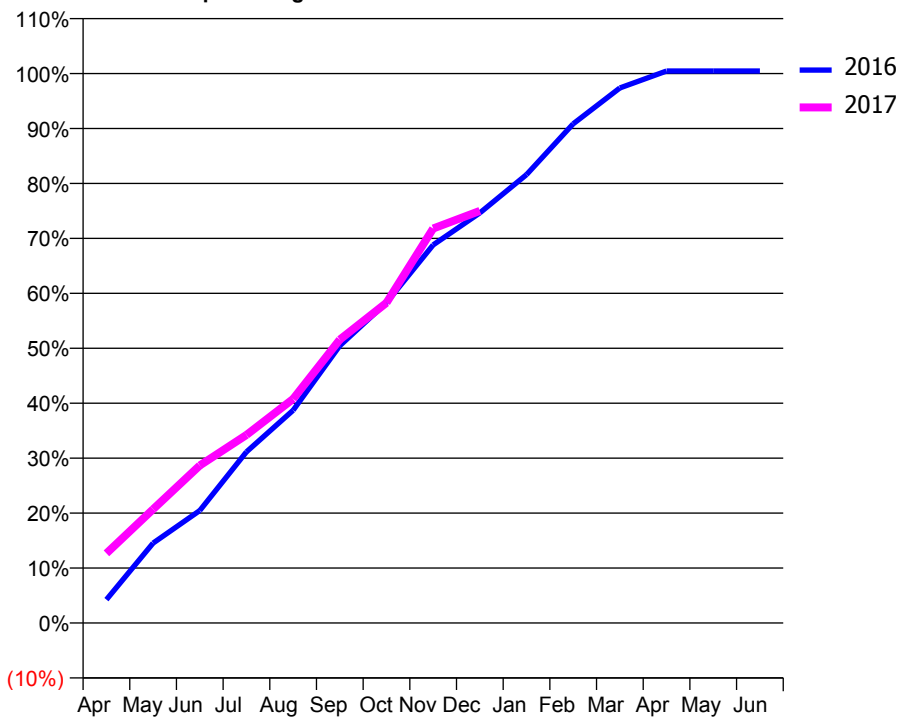
ACCESS*

Patients seen in 24 months	Total	Change since previous quarter
Quarter ending December 2015	511	
Quarter ending March 2016	497	↓
Quarter ending June 2016	502	→
Quarter ending September 2016	499	→
Quarter ending December 2016	491	↓
Variance since December 2015	(3.9%)	↓



ACTIVITY

Cumulative percentage of contracted UDA delivered 2016 & 2017



Month	Adjusted Scheduled Activity (UDA)	
	2016	2017
April	36	107
May	123	175
June	173	243
July	263	290
August	328	345
September	427	436
October	493	493
November	582	607
December	631	634
January	690	
February	769	
March	824	
April	850	
May	850	
June	850	

QUALITY

	Quantity	Base Number	Contract	AT	Region	England
% of FP17s for the same patient ID Re-attending within 3 months - Children	30	498	6.0%	12.0%	11.9%	12.4%
% of FP17s for the same patient ID Re-attending within 3 months - Adults	0	14	0.0%	15.6%	16.5%	16.6%
% of FP17s for the same patient ID Re-attending between 3 & 9 months - Children	273	498	54.8%	57.2%	60.2%	57.5%
% of FP17s for the same patient ID Re-attending between 3 & 9 months - Adults	10	14	71.4%	48.8%	52.0%	50.4%
% of FP17s for Band 1 Urgent Courses	12	494	2.4%	9.6%	9.5%	9.1%
% of FP17s Relating to Free Repair or Replacements	0	494	0.0%	0.8%	0.7%	0.8%
% of FP17s Relating to Continuations	0	494	0.0%	0.9%	1.2%	1.3%
% of Patients satisfied with the dentistry they have received	0	0	N/A	93.5%	92.9%	92.7%
% of Patients satisfied with the time they had to wait for an appointment	0	0	N/A	90.4%	88.8%	88.8%

* This is based on patients treated on this contract for their most recent course of treatment. Figures in italics indicate the base number of FP17s or Patient Questionnaire responses are less than 100. N/A is shown where the base number of responses is less than 10 during the period. % is calculated as Quantity/Base number*100

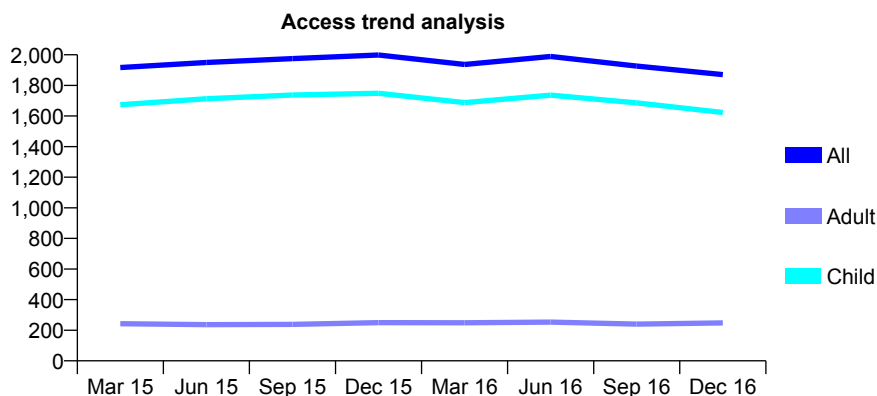
Q69 - Vital Signs At a Glance Contract Report for 641464/0004 - December 2016

Name or company name	MR RJ DENVILLE
Contract type name	GDS Contract
Purpose of contract	General
Contract start date	02/06/2012
Contract end date	

16/17 Contracted general activity (UDA)	4,414
Carry forward general activity (UDA)	-44
16/17 Contracted orthodontic activity (UOA)	0
Carry forward orthodontic activity (UOA)	0
Baseline contract value	£97,660.44

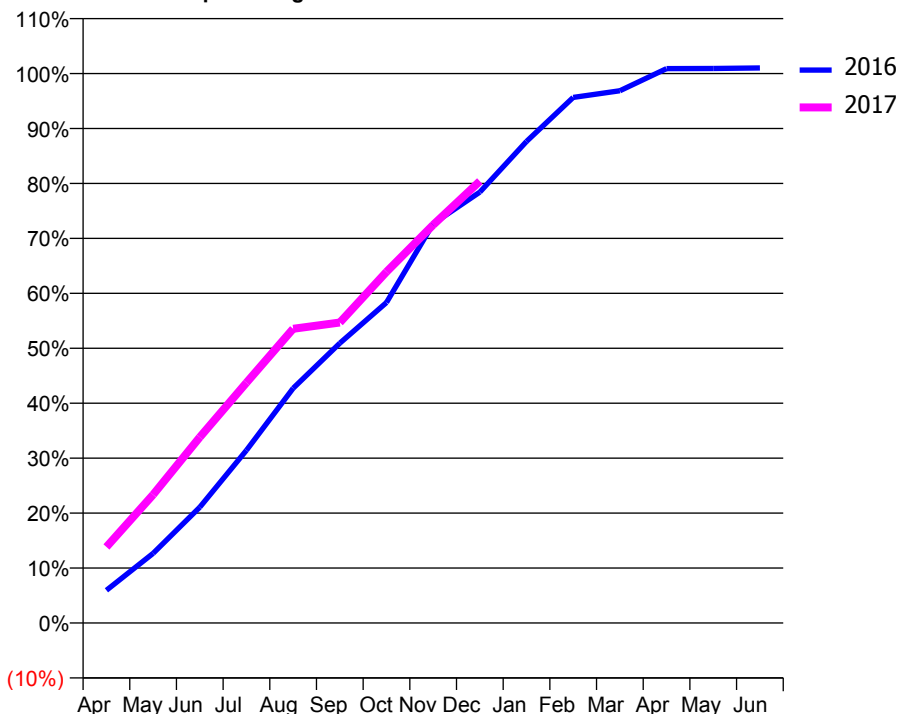
ACCESS*

Patients seen in 24 months	Total	Change since previous quarter
Quarter ending December 2015	1,999	
Quarter ending March 2016	1,937	↓
Quarter ending June 2016	1,989	↑
Quarter ending September 2016	1,926	↓
Quarter ending December 2016	1,871	↓
Variance since December 2015	(6.4%)	↓



ACTIVITY

Cumulative percentage of contracted UDA delivered 2016 & 2017



Month	Adjusted Scheduled Activity (UDA)	
	2016	2017
April	263	611
May	560	1,031
June	930	1,492
July	1,388	1,930
August	1,886	2,363
September	2,247	2,413
October	2,574	2,820
November	3,208	3,198
December	3,461	3,549
January	3,868	
February	4,222	
March	4,275	
April	4,454	
May	4,455	
June	4,459	

QUALITY

	Quantity	Base Number	Contract	AT	Region	England
% of FP17s for the same patient ID Re-attending within 3 months - Children	136	2,030	6.7%	12.0%	11.9%	12.4%
% of FP17s for the same patient ID Re-attending within 3 months - Adults	4	86	4.7%	15.6%	16.5%	16.6%
% of FP17s for the same patient ID Re-attending between 3 & 9 months - Children	1,332	2,030	65.6%	57.2%	60.2%	57.5%
% of FP17s for the same patient ID Re-attending between 3 & 9 months - Adults	53	86	61.6%	48.8%	52.0%	50.4%
% of FP17s for Band 1 Urgent Courses	74	2,021	3.7%	9.6%	9.5%	9.1%
% of FP17s Relating to Free Repair or Replacements	0	2,021	0.0%	0.8%	0.7%	0.8%
% of FP17s Relating to Continuations	0	2,021	0.0%	0.9%	1.2%	1.3%
% of Patients satisfied with the dentistry they have received	3	3	N/A	93.5%	92.9%	92.7%
% of Patients satisfied with the time they had to wait for an appointment	3	3	N/A	90.4%	88.8%	88.8%

* This is based on patients treated on this contract for their most recent course of treatment. Figures in italics indicate the base number of FP17s or Patient Questionnaire responses are less than 100. N/A is shown where the base number of responses is less than 10 during the period. % is calculated as Quantity/Base number*100

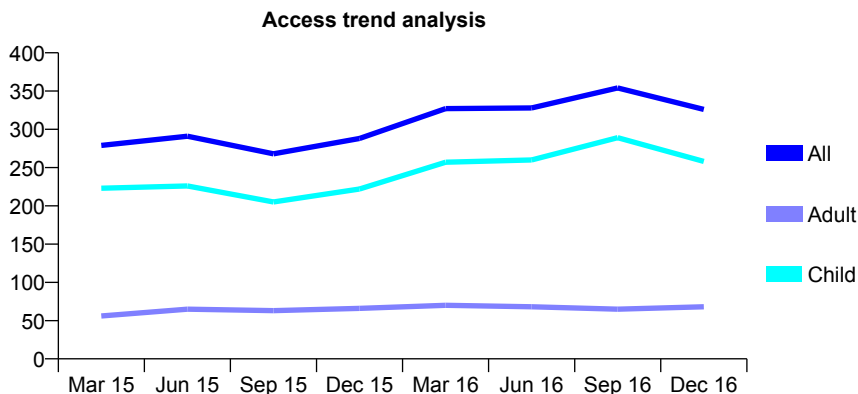
Q69 - Vital Signs At a Glance Contract Report for 642215/0001 - December 2016

Name or company name	MISS EH NICHOLS
Contract type name	GDS Contract
Purpose of contract	General
Contract start date	01/04/2006
Contract end date	

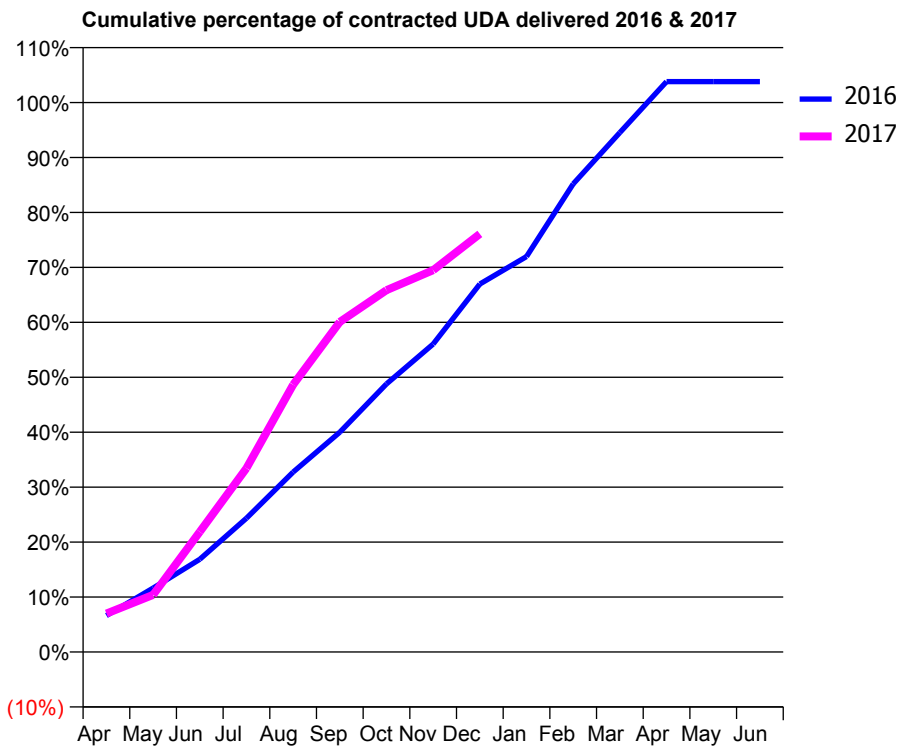
16/17 Contracted general activity (UDA)	500
Carry forward general activity (UDA)	-10
16/17 Contracted orthodontic activity (UOA)	0
Carry forward orthodontic activity (UOA)	0
Baseline contract value	£11,559.30

ACCESS*

Patients seen in 24 months	Total	Change since previous quarter
Quarter ending December 2015	288	
Quarter ending March 2016	327	↑
Quarter ending June 2016	328	→
Quarter ending September 2016	354	↑
Quarter ending December 2016	326	↓
Variance since December 2015	13.2%	↑



ACTIVITY



Month	Adjusted Scheduled Activity (UDA)	
	2016	2017
April	33	35
May	58	52
June	84	109
July	122	167
August	164	243
September	200	300
October	244	329
November	280	347
December	335	380
January	360	
February	426	
March	473	
April	519	
May	519	
June	519	

QUALITY

	Quantity	Base Number	Contract	AT	Region	England
% of FP17s for the same patient ID Re-attending within 3 months - Children	17	300	5.7%	12.0%	11.9%	12.4%
% of FP17s for the same patient ID Re-attending within 3 months - Adults	1	24	4.2%	15.6%	16.5%	16.6%
% of FP17s for the same patient ID Re-attending between 3 & 9 months - Children	146	300	48.7%	57.2%	60.2%	57.5%
% of FP17s for the same patient ID Re-attending between 3 & 9 months - Adults	10	24	41.7%	48.8%	52.0%	50.4%
% of FP17s for Band 1 Urgent Courses	12	288	4.2%	9.6%	9.5%	9.1%
% of FP17s Relating to Free Repair or Replacements	0	288	0.0%	0.8%	0.7%	0.8%
% of FP17s Relating to Continuations	7	288	2.4%	0.9%	1.2%	1.3%
% of Patients satisfied with the dentistry they have received	1	1	N/A	93.5%	92.9%	92.7%
% of Patients satisfied with the time they had to wait for an appointment	1	1	N/A	90.4%	88.8%	88.8%

* This is based on patients treated on this contract for their most recent course of treatment. Figures in italics indicate the base number of FP17s or Patient Questionnaire responses are less than 100. N/A is shown where the base number of responses is less than 10 during the period. % is calculated as Quantity/Base number*100

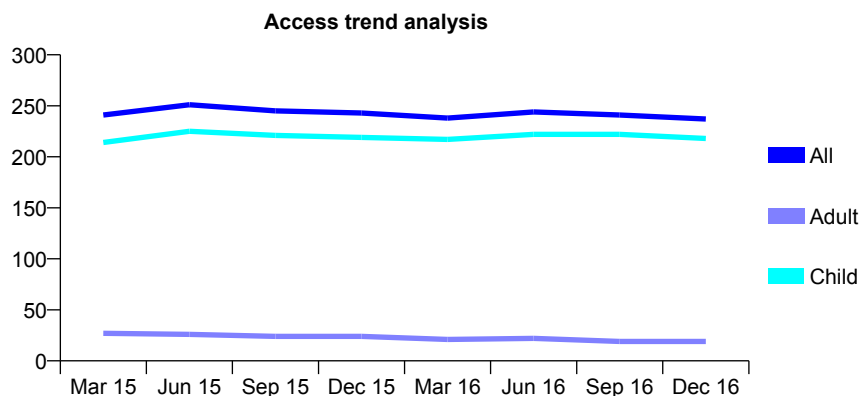
Q69 - Vital Signs At a Glance Contract Report for 644188/0001 - December 2016

Name or company name	MR PC CHEN
Contract type name	GDS Contract
Purpose of contract	General
Contract start date	01/04/2006
Contract end date	

16/17 Contracted general activity (UDA)	381
Carry forward general activity (UDA)	0
16/17 Contracted orthodontic activity (UOA)	0
Carry forward orthodontic activity (UOA)	0
Baseline contract value	£9,008.50

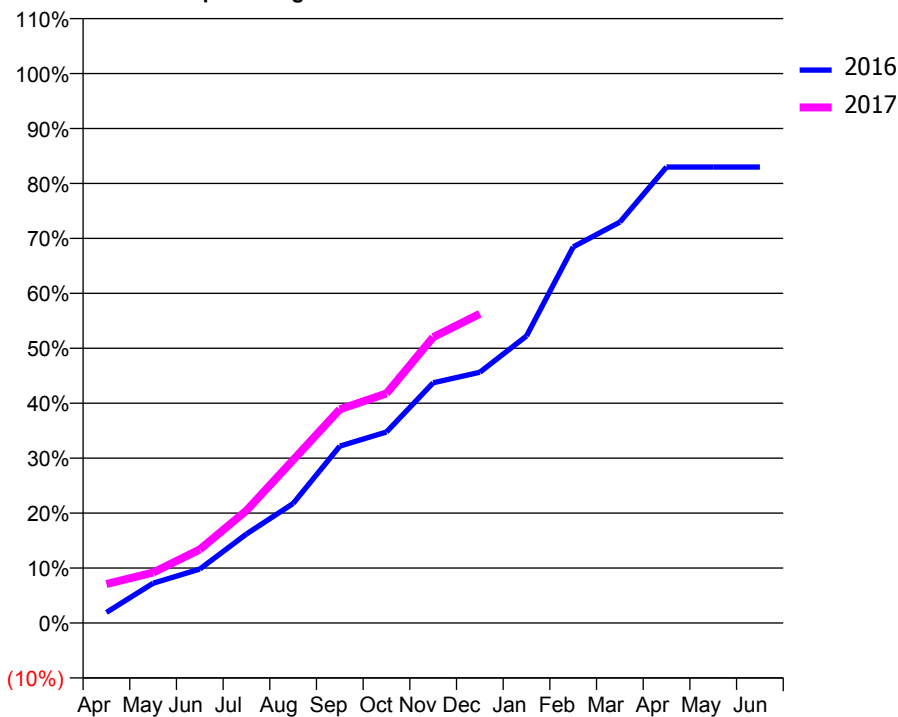
ACCESS*

Patients seen in 24 months	Total	Change since previous quarter
Quarter ending December 2015	243	
Quarter ending March 2016	238	↓
Quarter ending June 2016	244	↑
Quarter ending September 2016	241	↓
Quarter ending December 2016	237	↓
Variance since December 2015	(2.5%)	↓



ACTIVITY

Cumulative percentage of contracted UDA delivered 2016 & 2017



Month	Adjusted Scheduled Activity (UDA)	
	2016	2017
April	9	27
May	34	35
June	46	51
July	76	78
August	102	113
September	151	148
October	163	159
November	205	198
December	214	214
January	245	
February	321	
March	342	
April	389	
May	389	
June	389	

QUALITY

	Quantity	Base Number	Contract	AT	Region	England
% of FP17s for the same patient ID Re-attending within 3 months - Children	8	203	3.9%	12.0%	11.9%	12.4%
% of FP17s for the same patient ID Re-attending within 3 months - Adults	0	0	N/A	15.6%	16.5%	16.6%
% of FP17s for the same patient ID Re-attending between 3 & 9 months - Children	124	203	61.1%	57.2%	60.2%	57.5%
% of FP17s for the same patient ID Re-attending between 3 & 9 months - Adults	0	0	N/A	48.8%	52.0%	50.4%
% of FP17s for Band 1 Urgent Courses	2	176	1.1%	9.6%	9.5%	9.1%
% of FP17s Relating to Free Repair or Replacements	0	176	0.0%	0.8%	0.7%	0.8%
% of FP17s Relating to Continuations	0	176	0.0%	0.9%	1.2%	1.3%
% of Patients satisfied with the dentistry they have received	1	1	N/A	93.5%	92.9%	92.7%
% of Patients satisfied with the time they had to wait for an appointment	1	1	N/A	90.4%	88.8%	88.8%

* This is based on patients treated on this contract for their most recent course of treatment. Figures in italics indicate the base number of FP17s or Patient Questionnaire responses are less than 100. N/A is shown where the base number of responses is less than 10 during the period. % is calculated as Quantity/Base number*100

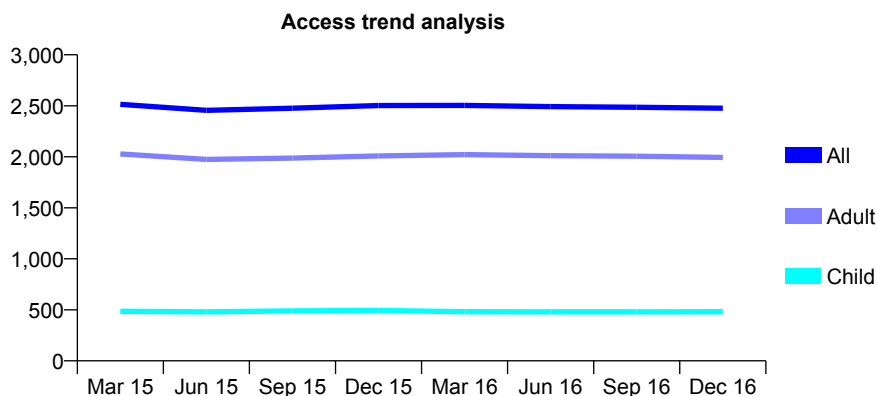
Q69 - Vital Signs At a Glance Contract Report for 648744/0001 - December 2016

Name or company name	MR NV BADIANI
Contract type name	GDS Contract
Purpose of contract	General
Contract start date	01/04/2006
Contract end date	

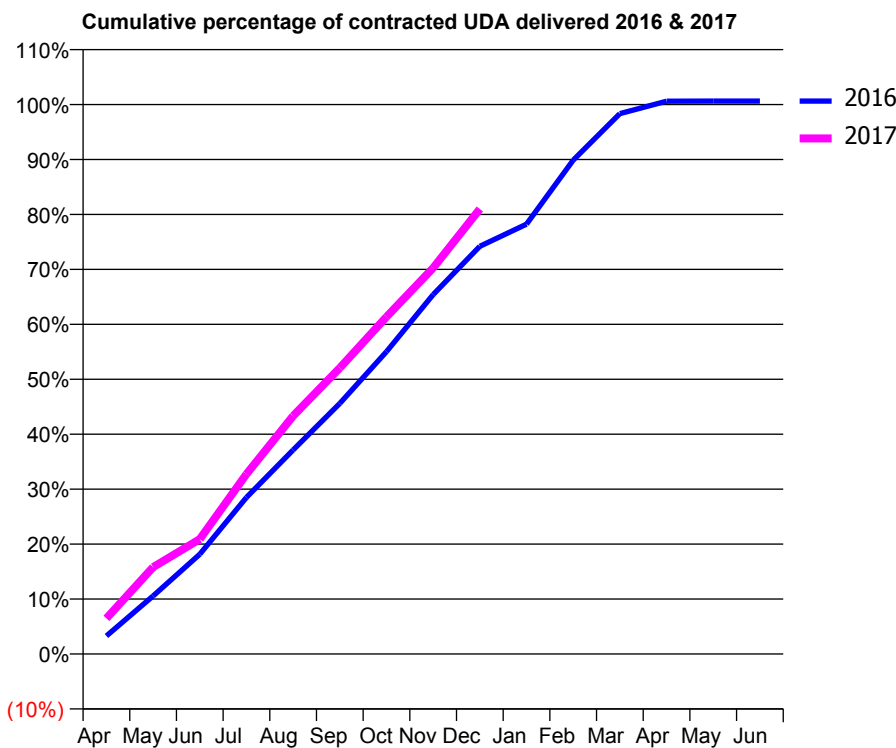
16/17 Contracted general activity (UDA)	5,082
Carry forward general activity (UDA)	-33
16/17 Contracted orthodontic activity (UOA)	0
Carry forward orthodontic activity (UOA)	0
Baseline contract value	£123,622.93

ACCESS*

Patients seen in 24 months	Total	Change since previous quarter
Quarter ending December 2015	2,502	
Quarter ending March 2016	2,504	→
Quarter ending June 2016	2,492	→
Quarter ending September 2016	2,486	→
Quarter ending December 2016	2,476	→
Variance since December 2015	(1.0%)	↓



ACTIVITY



Month	Adjusted Scheduled Activity (UDA)	
	2016	2017
April	174	330
May	557	803
June	957	1,062
July	1,503	1,665
August	1,957	2,202
September	2,404	2,646
October	2,901	3,118
November	3,448	3,571
December	3,910	4,116
January	4,124	
February	4,737	
March	5,183	
April	5,303	
May	5,304	
June	5,304	

QUALITY

	Quantity	Base Number	Contract	AT	Region	England
% of FP17s for the same patient ID Re-attending within 3 months - Children	26	520	5.0%	12.0%	11.9%	12.4%
% of FP17s for the same patient ID Re-attending within 3 months - Adults	227	1,938	11.7%	15.6%	16.5%	16.6%
% of FP17s for the same patient ID Re-attending between 3 & 9 months - Children	315	520	60.6%	57.2%	60.2%	57.5%
% of FP17s for the same patient ID Re-attending between 3 & 9 months - Adults	882	1,938	45.5%	48.8%	52.0%	50.4%
% of FP17s for Band 1 Urgent Courses	334	2,374	14.1%	9.6%	9.5%	9.1%
% of FP17s Relating to Free Repair or Replacements	0	2,374	0.0%	0.8%	0.7%	0.8%
% of FP17s Relating to Continuations	2	2,374	0.1%	0.9%	1.2%	1.3%
% of Patients satisfied with the dentistry they have received	5	5	N/A	93.5%	92.9%	92.7%
% of Patients satisfied with the time they had to wait for an appointment	5	5	N/A	90.4%	88.8%	88.8%

* This is based on patients treated on this contract for their most recent course of treatment. Figures in italics indicate the base number of FP17s or Patient Questionnaire responses are less than 100. N/A is shown where the base number of responses is less than 10 during the period. % is calculated as Quantity/Base number*100

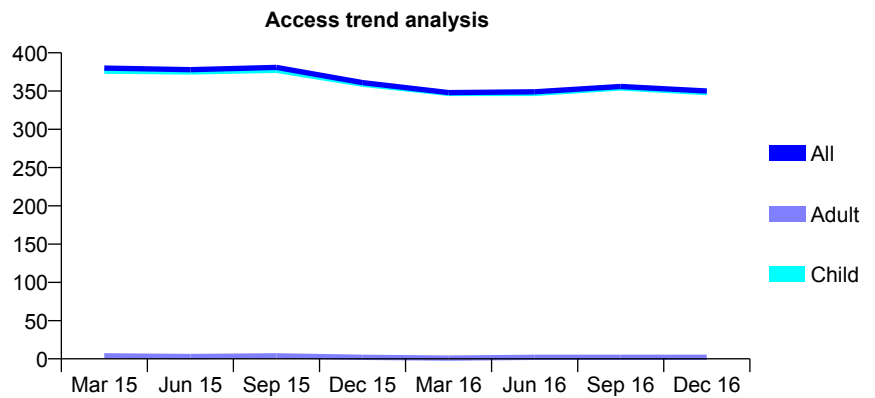
Q69 - Vital Signs At a Glance Contract Report for 649988/0001 - December 2016

Name or company name	MISS SE MACGILLIVRAY
Contract type name	GDS Contract
Purpose of contract	General
Contract start date	01/04/2006
Contract end date	

16/17 Contracted general activity (UDA)	550
Carry forward general activity (UDA)	-11
16/17 Contracted orthodontic activity (UOA)	0
Carry forward orthodontic activity (UOA)	0
Baseline contract value	£12,951.20

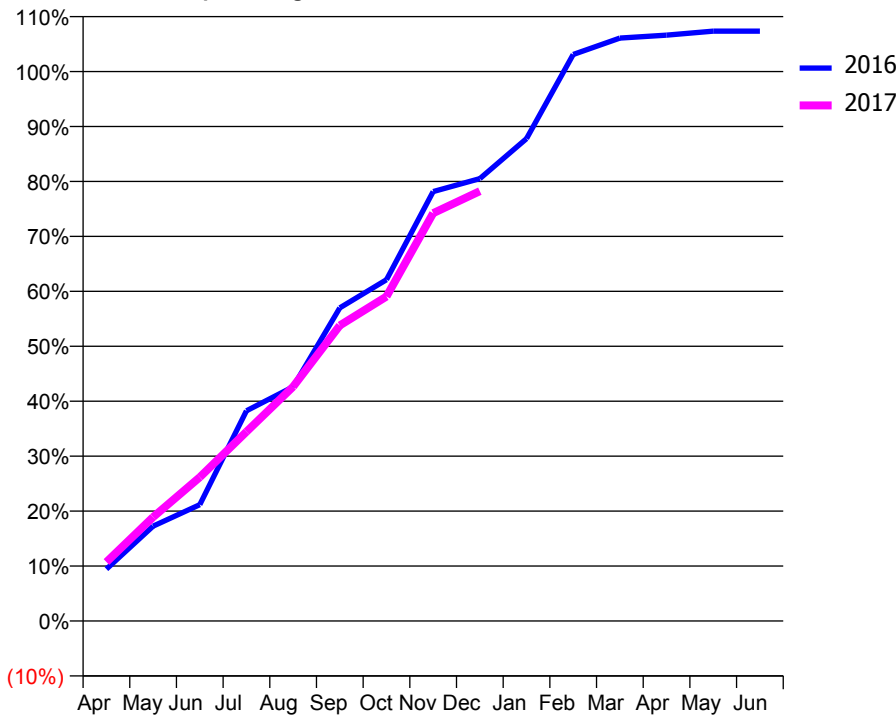
ACCESS*

Patients seen in 24 months	Total	Change since previous quarter
Quarter ending December 2015	361	
Quarter ending March 2016	348	↓
Quarter ending June 2016	349	→
Quarter ending September 2016	356	↑
Quarter ending December 2016	350	↓
Variance since December 2015	(3.0%)	↓



ACTIVITY

Cumulative percentage of contracted UDA delivered 2016 & 2017



Month	Adjusted Scheduled Activity (UDA)	
	2016	2017
April	52	59
May	95	104
June	116	144
July	210	189
August	234	235
September	313	296
October	342	325
November	430	408
December	443	430
January	483	
February	567	
March	583	
April	586	
May	590	
June	590	

QUALITY

	Quantity	Base Number	Contract	AT	Region	England
% of FP17s for the same patient ID Re-attending within 3 months - Children	22	360	6.1%	12.0%	11.9%	12.4%
% of FP17s for the same patient ID Re-attending within 3 months - Adults	0	1	0.0%	15.6%	16.5%	16.6%
% of FP17s for the same patient ID Re-attending between 3 & 9 months - Children	221	360	61.4%	57.2%	60.2%	57.5%
% of FP17s for the same patient ID Re-attending between 3 & 9 months - Adults	0	1	0.0%	48.8%	52.0%	50.4%
% of FP17s for Band 1 Urgent Courses	6	352	1.7%	9.6%	9.5%	9.1%
% of FP17s Relating to Free Repair or Replacements	0	352	0.0%	0.8%	0.7%	0.8%
% of FP17s Relating to Continuations	0	352	0.0%	0.9%	1.2%	1.3%
% of Patients satisfied with the dentistry they have received	1	1	N/A	93.5%	92.9%	92.7%
% of Patients satisfied with the time they had to wait for an appointment	1	1	N/A	90.4%	88.8%	88.8%

* This is based on patients treated on this contract for their most recent course of treatment. Figures in italics indicate the base number of FP17s or Patient Questionnaire responses are less than 100. N/A is shown where the base number of responses is less than 10 during the period. % is calculated as Quantity/Base number*100

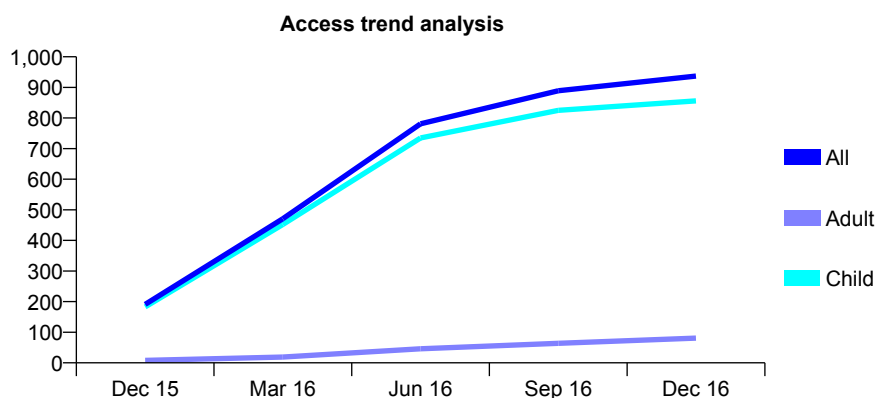
Q69 - Vital Signs At a Glance Contract Report for 660361/0002 - December 2016

Name or company name	MRS SK RAJANI
Contract type name	GDS Contract
Purpose of contract	General
Contract start date	01/09/2015
Contract end date	

16/17 Contracted general activity (UDA)	1,803
Carry forward general activity (UDA)	0
16/17 Contracted orthodontic activity (UOA)	0
Carry forward orthodontic activity (UOA)	0
Baseline contract value	£36,055.09

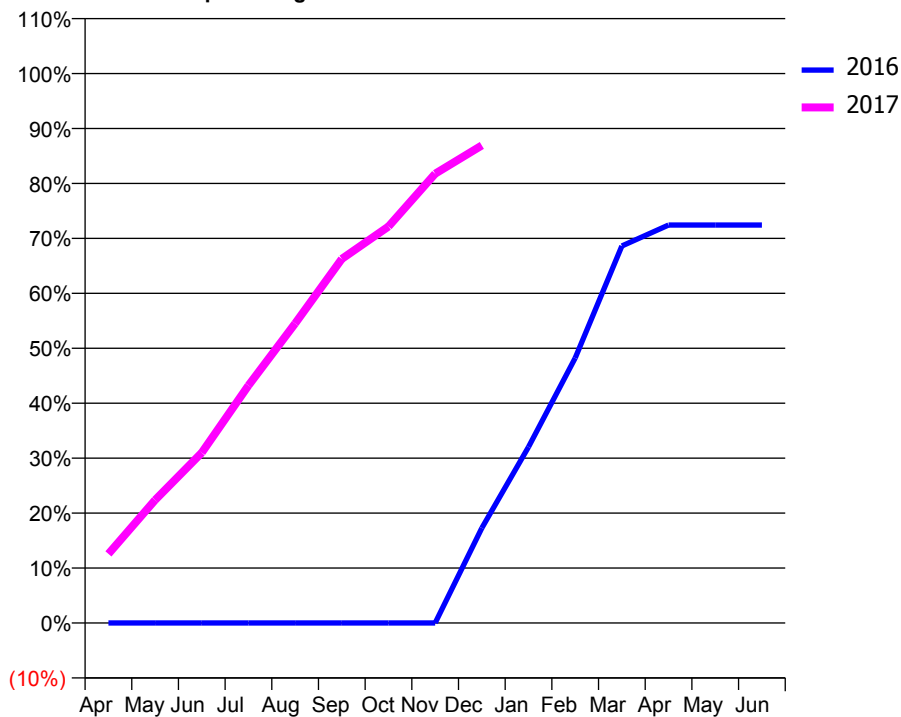
ACCESS*

Patients seen in 24 months	Total	Change since previous quarter
Quarter ending December 2015	191	
Quarter ending March 2016	471	↑
Quarter ending June 2016	781	↑
Quarter ending September 2016	889	↑
Quarter ending December 2016	937	↑
Variance since December 2015	390.6%	↑



ACTIVITY

Cumulative percentage of contracted UDA delivered 2016 & 2017



Adjusted Scheduled Activity (UDA)

Month	2016	2017
April	0	227
May	0	404
June	0	559
July	0	780
August	0	983
September	0	1,195
October	0	1,301
November	0	1,474
December	182	1,567
January	337	
February	507	
March	722	
April	762	
May	762	
June	762	

QUALITY

	Quantity	Base Number	Contract	AT	Region	England
% of FP17s for the same patient ID Re-attending within 3 months - Children	71	988	7.2%	12.0%	11.9%	12.4%
% of FP17s for the same patient ID Re-attending within 3 months - Adults	2	43	4.7%	15.6%	16.5%	16.6%
% of FP17s for the same patient ID Re-attending between 3 & 9 months - Children	377	988	38.2%	57.2%	60.2%	57.5%
% of FP17s for the same patient ID Re-attending between 3 & 9 months - Adults	15	43	34.9%	48.8%	52.0%	50.4%
% of FP17s for Band 1 Urgent Courses	26	1,003	2.6%	9.6%	9.5%	9.1%
% of FP17s Relating to Free Repair or Replacements	0	1,003	0.0%	0.8%	0.7%	0.8%
% of FP17s Relating to Continuations	13	1,003	1.3%	0.9%	1.2%	1.3%
% of Patients satisfied with the dentistry they have received	1	1	N/A	93.5%	92.9%	92.7%
% of Patients satisfied with the time they had to wait for an appointment	1	1	N/A	90.4%	88.8%	88.8%

* This is based on patients treated on this contract for their most recent course of treatment. Figures in italics indicate the base number of FP17s or Patient Questionnaire responses are less than 100. N/A is shown where the base number of responses is less than 10 during the period. % is calculated as Quantity/Base number*100

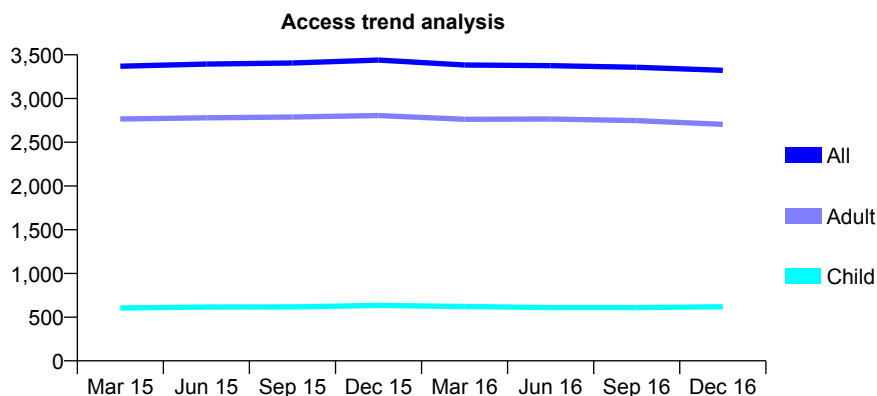
Q69 - Vital Signs At a Glance Contract Report for 673927/0001 - December 2016

Name or company name	MR DG DUGGAN
Contract type name	GDS Contract
Purpose of contract	General
Contract start date	01/04/2006
Contract end date	

16/17 Contracted general activity (UDA)	11,284
Carry forward general activity (UDA)	0
16/17 Contracted orthodontic activity (UOA)	0
Carry forward orthodontic activity (UOA)	0
Baseline contract value	£266,802.71

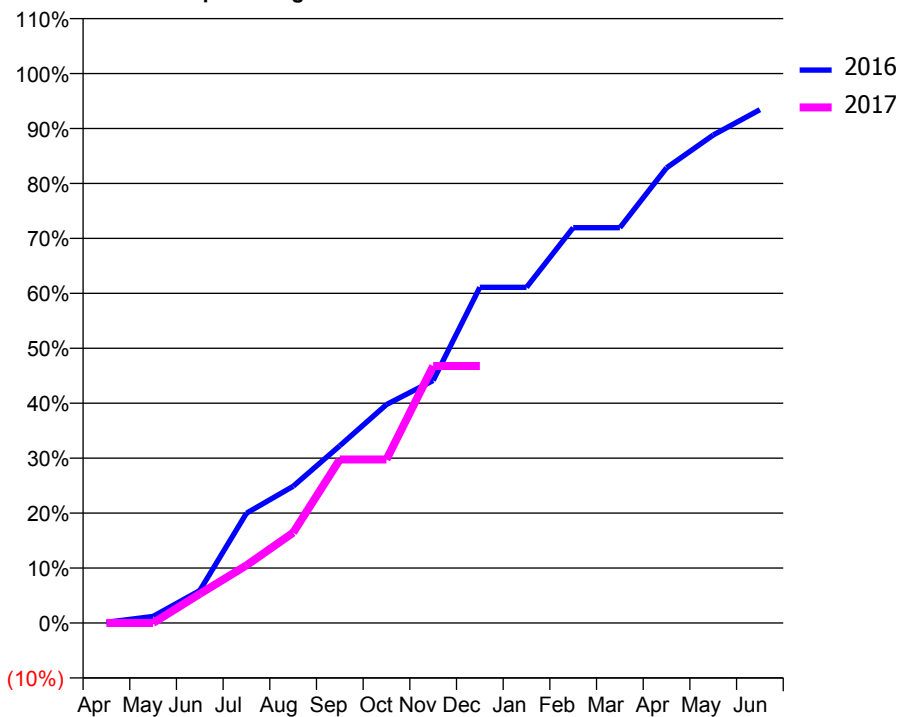
ACCESS*

Patients seen in 24 months	Total	Change since previous quarter
Quarter ending December 2015	3,440	
Quarter ending March 2016	3,383	↓
Quarter ending June 2016	3,376	→
Quarter ending September 2016	3,358	→
Quarter ending December 2016	3,323	↓
Variance since December 2015	(3.4%)	↓



ACTIVITY

Cumulative percentage of contracted UDA delivered 2016 & 2017



Month	Adjusted Scheduled Activity (UDA)	
	2016	2017
April	15	0
May	135	0
June	668	598
July	2,255	1,183
August	2,808	1,855
September	3,640	3,357
October	4,488	3,357
November	4,979	5,278
December	6,894	5,278
January	6,894	
February	8,119	
March	8,119	
April	9,347	
May	10,021	
June	10,541	

QUALITY

	Quantity	Base Number	Contract	AT	Region	England
% of FP17s for the same patient ID Re-attending within 3 months - Children	61	785	7.8%	12.0%	11.9%	12.4%
% of FP17s for the same patient ID Re-attending within 3 months - Adults	445	3,301	13.5%	15.6%	16.5%	16.6%
% of FP17s for the same patient ID Re-attending between 3 & 9 months - Children	531	785	67.6%	57.2%	60.2%	57.5%
% of FP17s for the same patient ID Re-attending between 3 & 9 months - Adults	2,275	3,301	68.9%	48.8%	52.0%	50.4%
% of FP17s for Band 1 Urgent Courses	121	2,844	4.3%	9.6%	9.5%	9.1%
% of FP17s Relating to Free Repair or Replacements	9	2,844	0.3%	0.8%	0.7%	0.8%
% of FP17s Relating to Continuations	63	2,844	2.2%	0.9%	1.2%	1.3%
% of Patients satisfied with the dentistry they have received	1	2	N/A	93.5%	92.9%	92.7%
% of Patients satisfied with the time they had to wait for an appointment	1	2	N/A	90.4%	88.8%	88.8%

* This is based on patients treated on this contract for their most recent course of treatment. Figures in italics indicate the base number of FP17s or Patient Questionnaire responses are less than 100. N/A is shown where the base number of responses is less than 10 during the period. % is calculated as Quantity/Base number*100

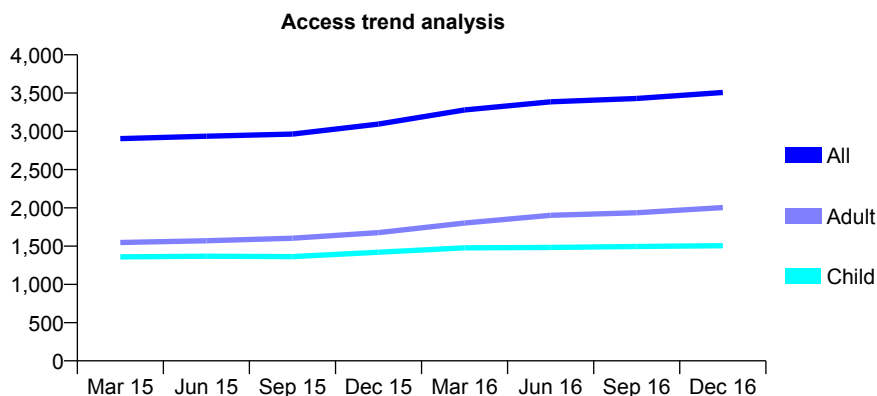
Q69 - Vital Signs At a Glance Contract Report for 678279/0001 - December 2016

Name or company name	MR C WONG
Contract type name	GDS Contract
Purpose of contract	General
Contract start date	01/04/2006
Contract end date	

16/17 Contracted general activity (UDA)	9,000
Carry forward general activity (UDA)	-96
16/17 Contracted orthodontic activity (UOA)	0
Carry forward orthodontic activity (UOA)	0
Baseline contract value	£231,419.02

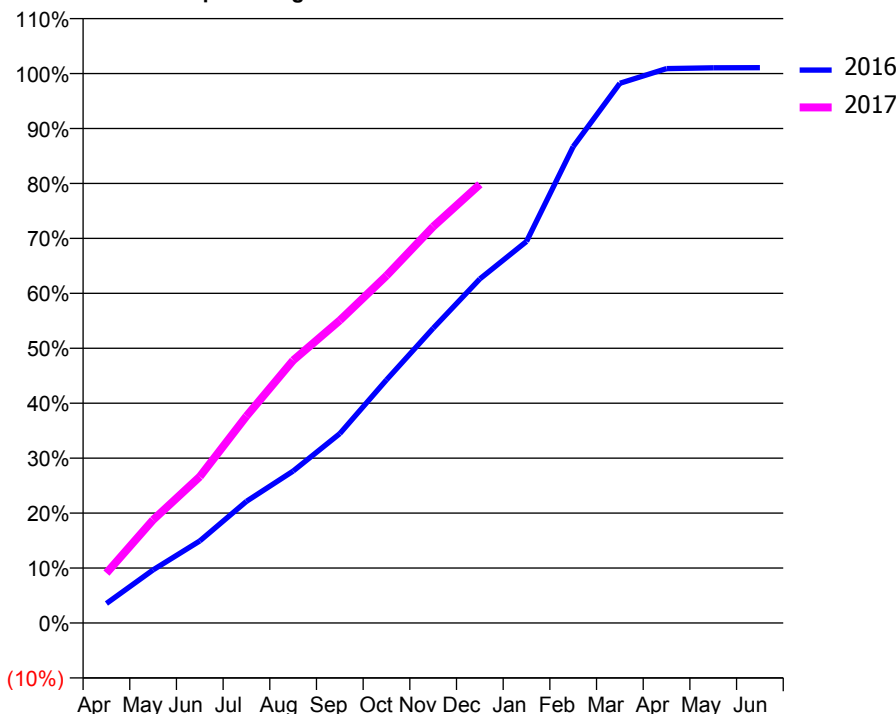
ACCESS*

Patients seen in 24 months	Total	Change since previous quarter
Quarter ending December 2015	3,095	
Quarter ending March 2016	3,279	↑
Quarter ending June 2016	3,385	↑
Quarter ending September 2016	3,430	→
Quarter ending December 2016	3,508	↑
Variance since December 2015	13.3%	↑



ACTIVITY

Cumulative percentage of contracted UDA delivered 2016 & 2017



Month	Adjusted Scheduled Activity (UDA)	
	2016	2017
April	319	818
May	871	1,690
June	1,344	2,397
July	1,994	3,389
August	2,488	4,301
September	3,103	4,956
October	3,983	5,687
November	4,827	6,493
December	5,636	7,183
January	6,250	
February	7,802	
March	8,840	
April	9,079	
May	9,093	
June	9,096	

QUALITY

	Quantity	Base Number	Contract	AT	Region	England
% of FP17s for the same patient ID Re-attending within 3 months - Children	71	1,559	4.6%	12.0%	11.9%	12.4%
% of FP17s for the same patient ID Re-attending within 3 months - Adults	243	1,793	13.6%	15.6%	16.5%	16.6%
% of FP17s for the same patient ID Re-attending between 3 & 9 months - Children	996	1,559	63.9%	57.2%	60.2%	57.5%
% of FP17s for the same patient ID Re-attending between 3 & 9 months - Adults	874	1,793	48.7%	48.8%	52.0%	50.4%
% of FP17s for Band 1 Urgent Courses	157	2,994	5.2%	9.6%	9.5%	9.1%
% of FP17s Relating to Free Repair or Replacements	8	2,994	0.3%	0.8%	0.7%	0.8%
% of FP17s Relating to Continuations	49	2,994	1.6%	0.9%	1.2%	1.3%
% of Patients satisfied with the dentistry they have received	7	7	N/A	93.5%	92.9%	92.7%
% of Patients satisfied with the time they had to wait for an appointment	6	7	N/A	90.4%	88.8%	88.8%

* This is based on patients treated on this contract for their most recent course of treatment. Figures in italics indicate the base number of FP17s or Patient Questionnaire responses are less than 100. N/A is shown where the base number of responses is less than 10 during the period. % is calculated as Quantity/Base number*100

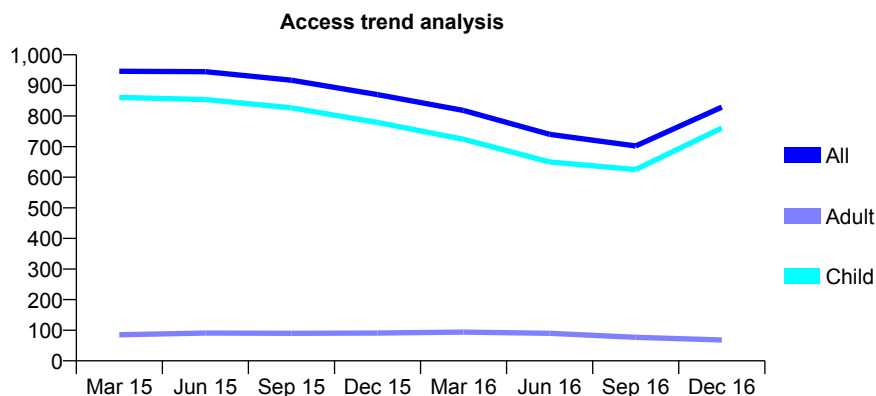
Q69 - Vital Signs At a Glance Contract Report for 678600/0001 - December 2016

Name or company name	MISS CE MCCLELLAND
Contract type name	GDS Contract
Purpose of contract	General
Contract start date	01/04/2006
Contract end date	

16/17 Contracted general activity (UDA)	1,700
Carry forward general activity (UDA)	0
16/17 Contracted orthodontic activity (UOA)	0
Carry forward orthodontic activity (UOA)	0
Baseline contract value	£40,195.37

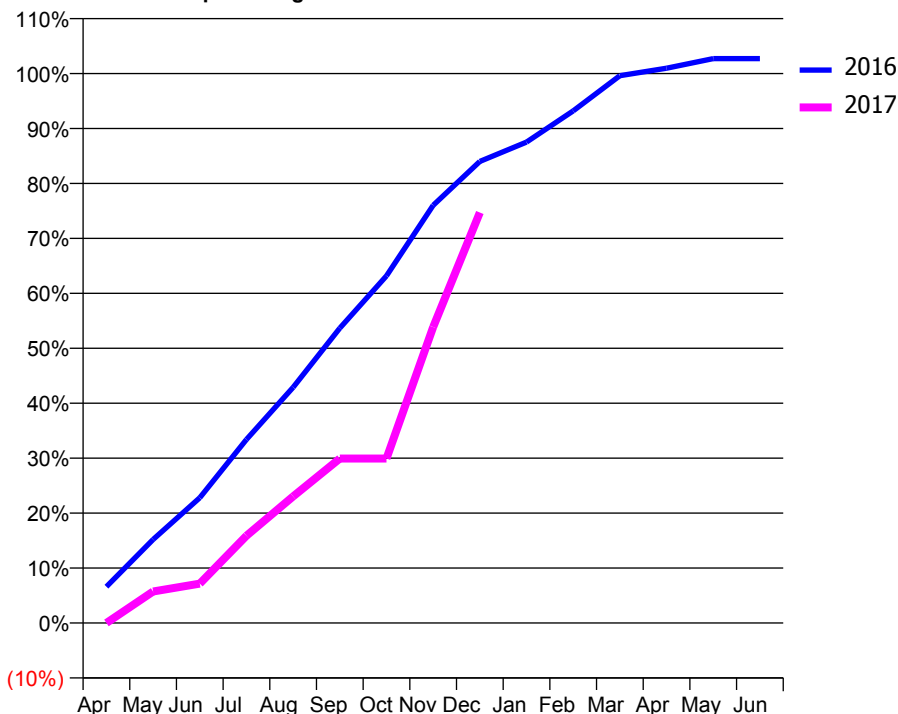
ACCESS*

Patients seen in 24 months	Total	Change since previous quarter
Quarter ending December 2015	870	
Quarter ending March 2016	818	↓
Quarter ending June 2016	740	↓
Quarter ending September 2016	702	↓
Quarter ending December 2016	829	↑
Variance since December 2015	(4.7%)	↓



ACTIVITY

Cumulative percentage of contracted UDA delivered 2016 & 2017



Month	Adjusted Scheduled Activity (UDA)	
	2016	2017
April	112	0
May	259	98
June	388	122
July	568	270
August	729	392
September	912	509
October	1,074	509
November	1,292	916
December	1,428	1,270
January	1,488	
February	1,584	
March	1,693	
April	1,716	
May	1,746	
June	1,746	

QUALITY

	Quantity	Base Number	Contract	AT	Region	England
% of FP17s for the same patient ID Re-attending within 3 months - Children	98	888	11.0%	12.0%	11.9%	12.4%
% of FP17s for the same patient ID Re-attending within 3 months - Adults	0	14	0.0%	15.6%	16.5%	16.6%
% of FP17s for the same patient ID Re-attending between 3 & 9 months - Children	381	888	42.9%	57.2%	60.2%	57.5%
% of FP17s for the same patient ID Re-attending between 3 & 9 months - Adults	4	14	28.6%	48.8%	52.0%	50.4%
% of FP17s for Band 1 Urgent Courses	16	869	1.8%	9.6%	9.5%	9.1%
% of FP17s Relating to Free Repair or Replacements	0	869	0.0%	0.8%	0.7%	0.8%
% of FP17s Relating to Continuations	1	869	0.1%	0.9%	1.2%	1.3%
% of Patients satisfied with the dentistry they have received	0	0	N/A	93.5%	92.9%	92.7%
% of Patients satisfied with the time they had to wait for an appointment	0	0	N/A	90.4%	88.8%	88.8%

* This is based on patients treated on this contract for their most recent course of treatment. Figures in italics indicate the base number of FP17s or Patient Questionnaire responses are less than 100. N/A is shown where the base number of responses is less than 10 during the period. % is calculated as Quantity/Base number*100

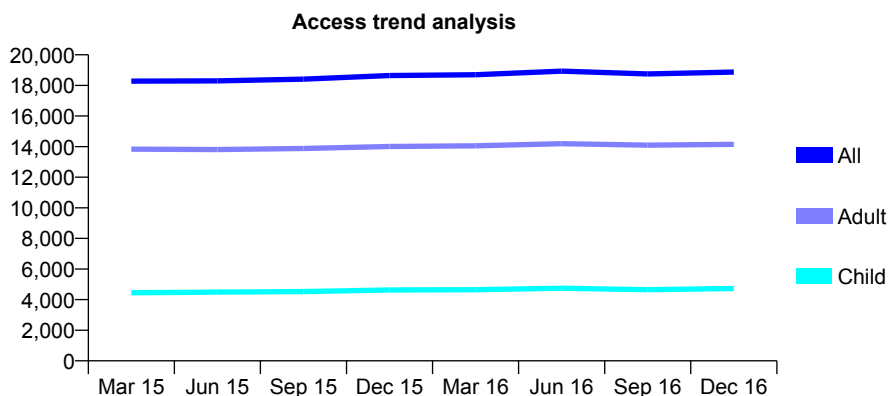
Q69 - Vital Signs At a Glance Contract Report for 678732/0001 - December 2016

Name or company name	MR V MISTRY
Contract type name	GDS Contract
Purpose of contract	General
Contract start date	01/04/2006
Contract end date	

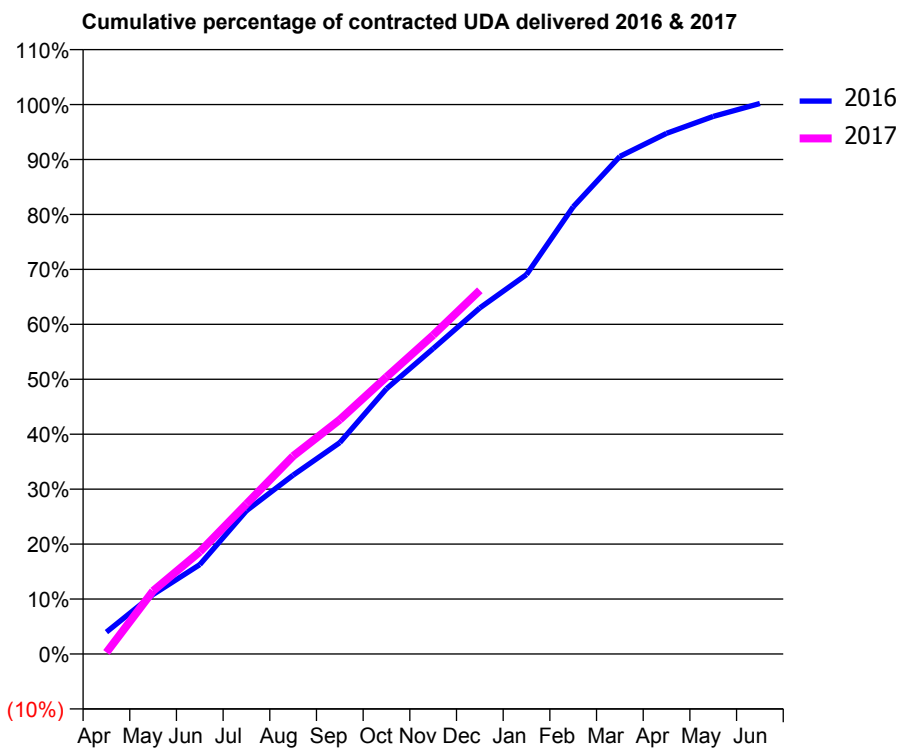
16/17 Contracted general activity (UDA)	40,260
Carry forward general activity (UDA)	-112
16/17 Contracted orthodontic activity (UOA)	0
Carry forward orthodontic activity (UOA)	0
Baseline contract value	£1,137,344.38

ACCESS*

Patients seen in 24 months	Total	Change since previous quarter
Quarter ending December 2015	18,642	
Quarter ending March 2016	18,698	→
Quarter ending June 2016	18,932	→
Quarter ending September 2016	18,752	→
Quarter ending December 2016	18,872	→
Variance since December 2015	1.2%	→



ACTIVITY



Month	Adjusted Scheduled Activity (UDA)	
	2016	2017
April	1,650	112
May	4,467	4,622
June	6,705	7,493
July	10,744	10,993
August	13,413	14,499
September	15,858	17,167
October	19,890	20,299
November	22,900	23,363
December	25,949	26,652
January	28,454	
February	33,532	
March	37,315	
April	39,041	
May	40,308	
June	41,284	

QUALITY

	Quantity	Base Number	Contract	AT	Region	England
% of FP17s for the same patient ID Re-attending within 3 months - Children	319	4,149	7.7%	12.0%	11.9%	12.4%
% of FP17s for the same patient ID Re-attending within 3 months - Adults	1,999	11,417	17.5%	15.6%	16.5%	16.6%
% of FP17s for the same patient ID Re-attending between 3 & 9 months - Children	1,688	4,149	40.7%	57.2%	60.2%	57.5%
% of FP17s for the same patient ID Re-attending between 3 & 9 months - Adults	3,741	11,417	32.8%	48.8%	52.0%	50.4%
% of FP17s for Band 1 Urgent Courses	3,001	13,220	22.7%	9.6%	9.5%	9.1%
% of FP17s Relating to Free Repair or Replacements	273	13,220	2.1%	0.8%	0.7%	0.8%
% of FP17s Relating to Continuations	72	13,220	0.5%	0.9%	1.2%	1.3%
% of Patients satisfied with the dentistry they have received	20	21	95.2%	93.5%	92.9%	92.7%
% of Patients satisfied with the time they had to wait for an appointment	17	21	81.0%	90.4%	88.8%	88.8%

* This is based on patients treated on this contract for their most recent course of treatment. Figures in italics indicate the base number of FP17s or Patient Questionnaire responses are less than 100. N/A is shown where the base number of responses is less than 10 during the period. % is calculated as Quantity/Base number*100

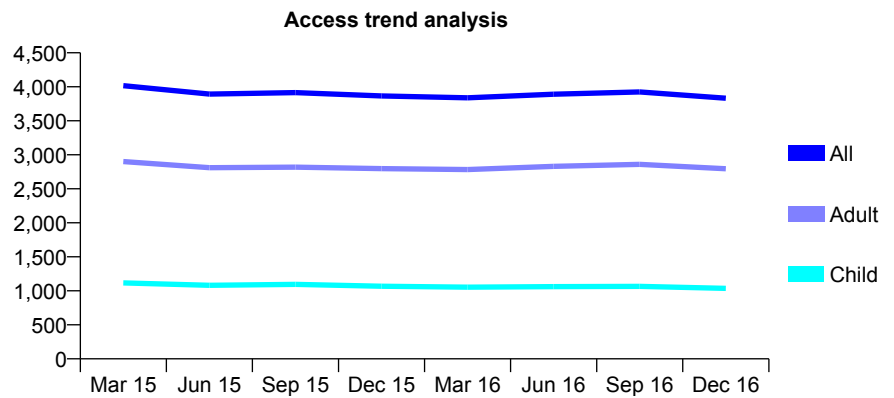
Q69 - Vital Signs At a Glance Contract Report for 683396/0001 - December 2016

Name or company name	Bourbon Street Dental Care
Contract type name	GDS Contract
Purpose of contract	General
Contract start date	01/04/2006
Contract end date	

16/17 Contracted general activity (UDA)	11,630
Carry forward general activity (UDA)	0
16/17 Contracted orthodontic activity (UOA)	0
Carry forward orthodontic activity (UOA)	0
Baseline contract value	£355,666.59

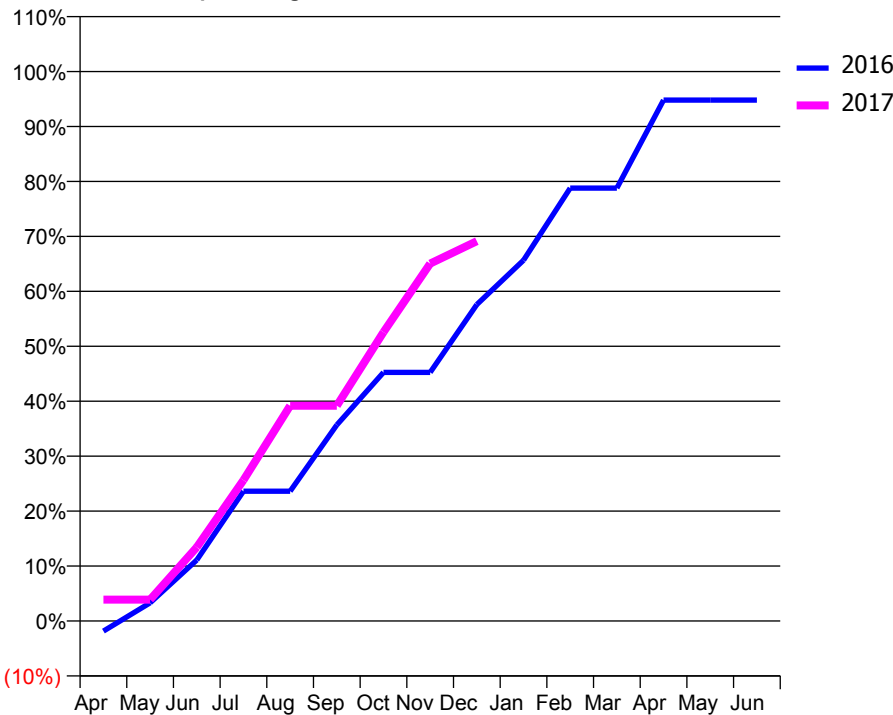
ACCESS*

Patients seen in 24 months	Total	Change since previous quarter
Quarter ending December 2015	3,866	
Quarter ending March 2016	3,838	→
Quarter ending June 2016	3,891	→
Quarter ending September 2016	3,925	→
Quarter ending December 2016	3,832	↓
Variance since December 2015	(0.9%)	→



ACTIVITY

Cumulative percentage of contracted UDA delivered 2016 & 2017



Month	Adjusted Scheduled Activity (UDA)	
	2016	2017
April	-215	453
May	387	453
June	1,292	1,562
July	2,746	2,982
August	2,746	4,557
September	4,151	4,557
October	5,263	6,115
November	5,263	7,564
December	6,698	8,039
January	7,635	
February	9,162	
March	9,162	
April	11,025	
May	11,025	
June	11,025	

QUALITY

	Quantity	Base Number	Contract	AT	Region	England
% of FP17s for the same patient ID Re-attending within 3 months - Children	71	1,166	6.1%	12.0%	11.9%	12.4%
% of FP17s for the same patient ID Re-attending within 3 months - Adults	280	2,428	11.5%	15.6%	16.5%	16.6%
% of FP17s for the same patient ID Re-attending between 3 & 9 months - Children	524	1,166	44.9%	57.2%	60.2%	57.5%
% of FP17s for the same patient ID Re-attending between 3 & 9 months - Adults	616	2,428	25.4%	48.8%	52.0%	50.4%
% of FP17s for Band 1 Urgent Courses	165	3,005	5.5%	9.6%	9.5%	9.1%
% of FP17s Relating to Free Repair or Replacements	19	3,005	0.6%	0.8%	0.7%	0.8%
% of FP17s Relating to Continuations	61	3,005	2.0%	0.9%	1.2%	1.3%
% of Patients satisfied with the dentistry they have received	8	8	N/A	93.5%	92.9%	92.7%
% of Patients satisfied with the time they had to wait for an appointment	8	8	N/A	90.4%	88.8%	88.8%

* This is based on patients treated on this contract for their most recent course of treatment. Figures in italics indicate the base number of FP17s or Patient Questionnaire responses are less than 100. N/A is shown where the base number of responses is less than 10 during the period. % is calculated as Quantity/Base number*100

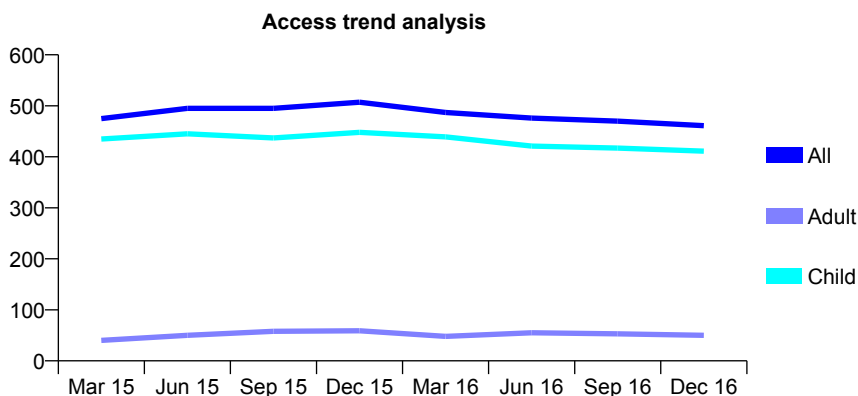
Q69 - Vital Signs At a Glance Contract Report for 683760/0001 - December 2016

Name or company name	MR CJ MORRIS
Contract type name	GDS Contract
Purpose of contract	General
Contract start date	01/12/2013
Contract end date	

16/17 Contracted general activity (UDA)	1,443
Carry forward general activity (UDA)	-13
16/17 Contracted orthodontic activity (UOA)	0
Carry forward orthodontic activity (UOA)	0
Baseline contract value	£29,137.29

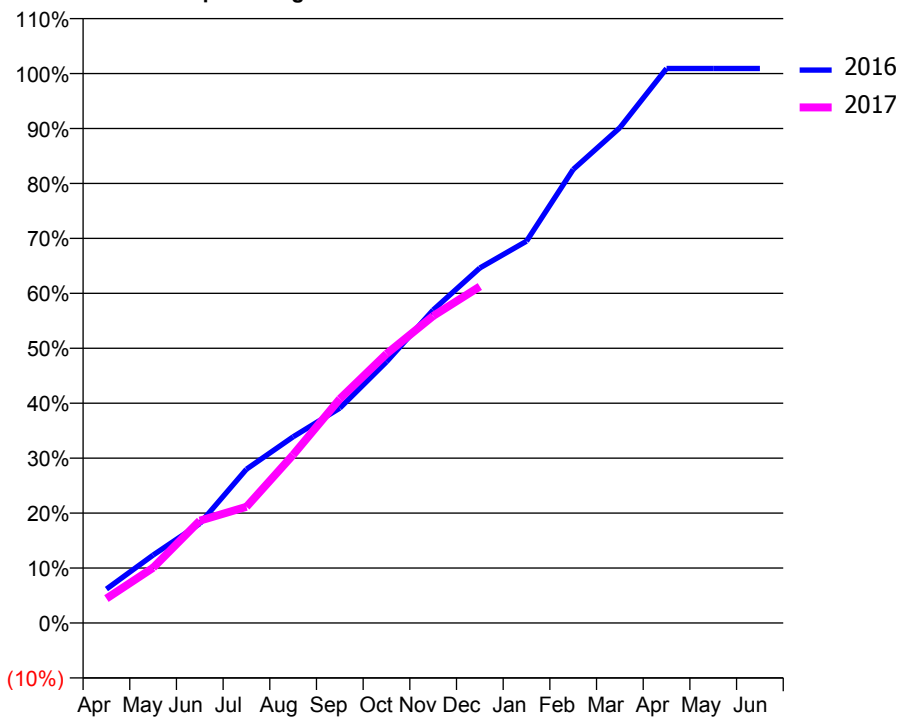
ACCESS*

Patients seen in 24 months	Total	Change since previous quarter
Quarter ending December 2015	507	
Quarter ending March 2016	487	↓
Quarter ending June 2016	476	↓
Quarter ending September 2016	470	↓
Quarter ending December 2016	461	↓
Variance since December 2015	(9.1%)	↓



ACTIVITY

Cumulative percentage of contracted UDA delivered 2016 & 2017



Month	Adjusted Scheduled Activity (UDA)	
	2016	2017
April	89	64
May	178	145
June	261	269
July	404	305
August	489	442
September	564	588
October	686	707
November	822	806
December	932	884
January	1,003	
February	1,191	
March	1,301	
April	1,456	
May	1,456	
June	1,456	

QUALITY

	Quantity	Base Number	Contract	AT	Region	England
% of FP17s for the same patient ID Re-attending within 3 months - Children	41	472	8.7%	12.0%	11.9%	12.4%
% of FP17s for the same patient ID Re-attending within 3 months - Adults	2	6	33.3%	15.6%	16.5%	16.6%
% of FP17s for the same patient ID Re-attending between 3 & 9 months - Children	292	472	61.9%	57.2%	60.2%	57.5%
% of FP17s for the same patient ID Re-attending between 3 & 9 months - Adults	4	6	66.7%	48.8%	52.0%	50.4%
% of FP17s for Band 1 Urgent Courses	28	413	6.8%	9.6%	9.5%	9.1%
% of FP17s Relating to Free Repair or Replacements	0	413	0.0%	0.8%	0.7%	0.8%
% of FP17s Relating to Continuations	0	413	0.0%	0.9%	1.2%	1.3%
% of Patients satisfied with the dentistry they have received	0	0	N/A	93.5%	92.9%	92.7%
% of Patients satisfied with the time they had to wait for an appointment	0	0	N/A	90.4%	88.8%	88.8%

* This is based on patients treated on this contract for their most recent course of treatment. Figures in italics indicate the base number of FP17s or Patient Questionnaire responses are less than 100. N/A is shown where the base number of responses is less than 10 during the period. % is calculated as Quantity/Base number*100

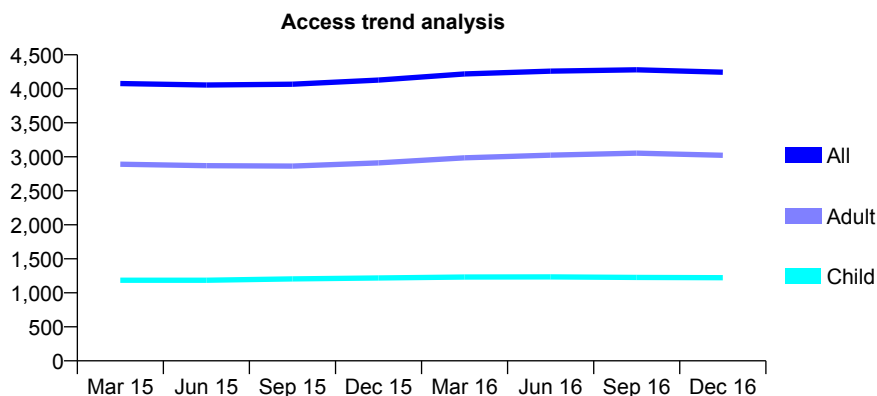
Q69 - Vital Signs At a Glance Contract Report for 684163/0001 - December 2016

Name or company name	MR PW NILAND
Contract type name	GDS Contract
Purpose of contract	General
Contract start date	01/11/2007
Contract end date	

16/17 Contracted general activity (UDA)	10,400
Carry forward general activity (UDA)	-208
16/17 Contracted orthodontic activity (UOA)	0
Carry forward orthodontic activity (UOA)	0
Baseline contract value	£301,343.23

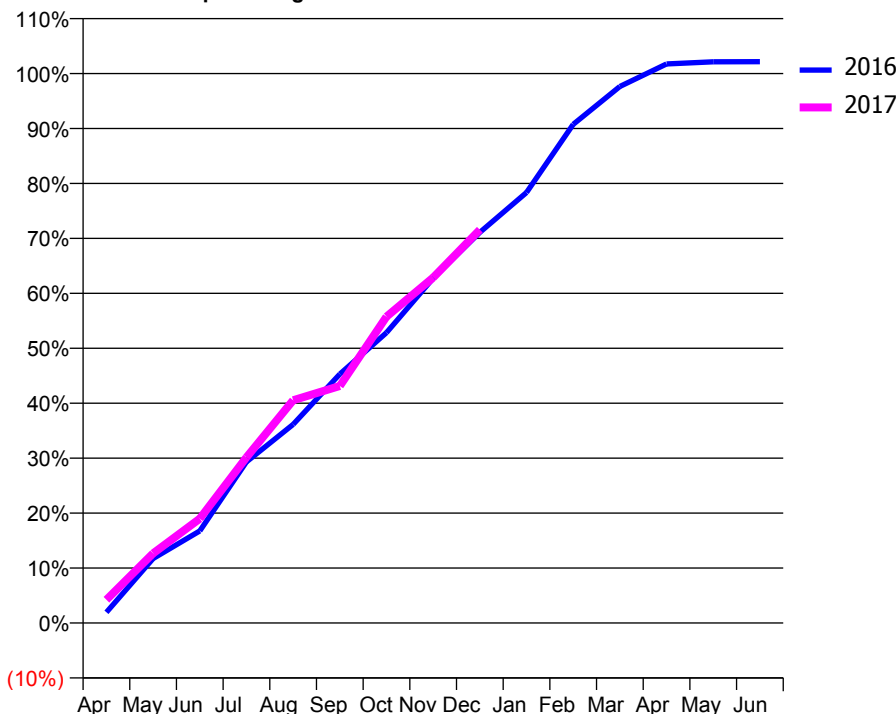
ACCESS*

Patients seen in 24 months	Total	Change since previous quarter
Quarter ending December 2015	4,128	
Quarter ending March 2016	4,218	↑
Quarter ending June 2016	4,260	→
Quarter ending September 2016	4,280	→
Quarter ending December 2016	4,244	→
Variance since December 2015	2.8%	↑



ACTIVITY

Cumulative percentage of contracted UDA delivered 2016 & 2017



Month	Adjusted Scheduled Activity (UDA)	
	2016	2017
April	203	440
May	1,221	1,318
June	1,743	1,975
July	3,049	3,137
August	3,760	4,215
September	4,709	4,486
October	5,495	5,798
November	6,526	6,537
December	7,393	7,443
January	8,148	
February	9,437	
March	10,155	
April	10,581	
May	10,622	
June	10,623	

QUALITY

	Quantity	Base Number	Contract	AT	Region	England
% of FP17s for the same patient ID Re-attending within 3 months - Children	108	1,297	8.3%	12.0%	11.9%	12.4%
% of FP17s for the same patient ID Re-attending within 3 months - Adults	360	2,571	14.0%	15.6%	16.5%	16.6%
% of FP17s for the same patient ID Re-attending between 3 & 9 months - Children	711	1,297	54.8%	57.2%	60.2%	57.5%
% of FP17s for the same patient ID Re-attending between 3 & 9 months - Adults	1,031	2,571	40.1%	48.8%	52.0%	50.4%
% of FP17s for Band 1 Urgent Courses	130	3,667	3.5%	9.6%	9.5%	9.1%
% of FP17s Relating to Free Repair or Replacements	9	3,667	0.2%	0.8%	0.7%	0.8%
% of FP17s Relating to Continuations	128	3,667	3.5%	0.9%	1.2%	1.3%
% of Patients satisfied with the dentistry they have received	3	3	N/A	93.5%	92.9%	92.7%
% of Patients satisfied with the time they had to wait for an appointment	3	3	N/A	90.4%	88.8%	88.8%

* This is based on patients treated on this contract for their most recent course of treatment. Figures in italics indicate the base number of FP17s or Patient Questionnaire responses are less than 100. N/A is shown where the base number of responses is less than 10 during the period. % is calculated as Quantity/Base number*100

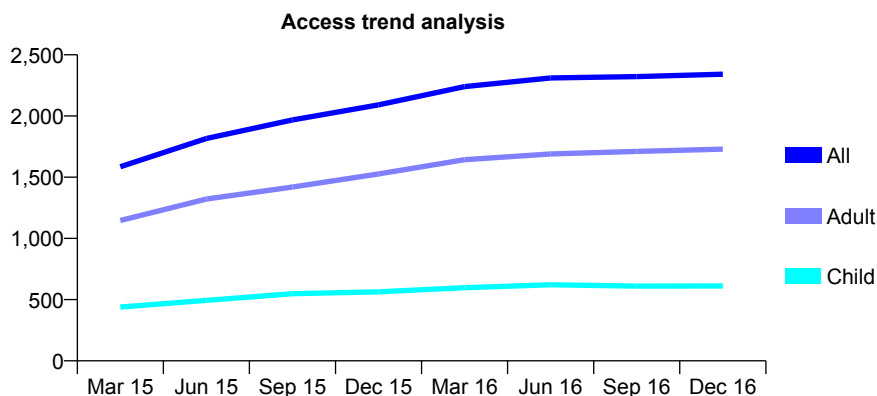
Q69 - Vital Signs At a Glance Contract Report for 688118/0001 - December 2016

Name or company name	MR C SANTODOMINGO RUBIDO
Contract type name	GDS Contract
Purpose of contract	General
Contract start date	01/04/2014
Contract end date	

16/17 Contracted general activity (UDA)	7,974
Carry forward general activity (UDA)	0
16/17 Contracted orthodontic activity (UOA)	0
Carry forward orthodontic activity (UOA)	0
Baseline contract value	£196,659.61

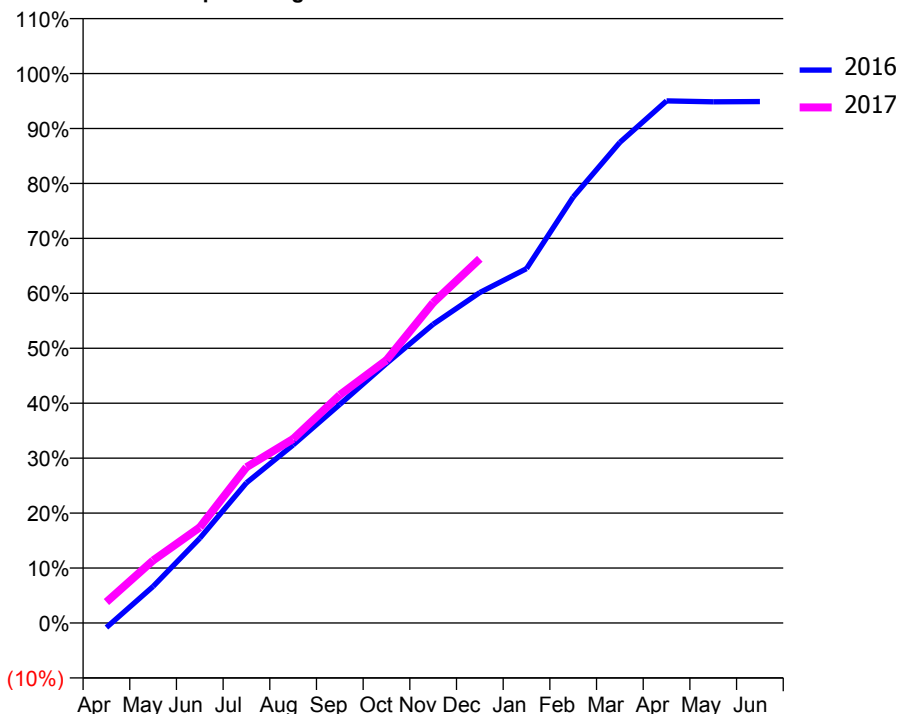
ACCESS*

Patients seen in 24 months	Total	Change since previous quarter
Quarter ending December 2015	2,091	
Quarter ending March 2016	2,240	↑
Quarter ending June 2016	2,311	↑
Quarter ending September 2016	2,322	→
Quarter ending December 2016	2,341	→
Variance since December 2015	12.0%	↑



ACTIVITY

Cumulative percentage of contracted UDA delivered 2016 & 2017



Month	Adjusted Scheduled Activity (UDA)	
	2016	2017
April	-67	305
May	544	909
June	1,258	1,388
July	2,082	2,260
August	2,644	2,672
September	3,247	3,310
October	3,855	3,814
November	4,437	4,648
December	4,908	5,286
January	5,264	
February	6,327	
March	7,139	
April	7,753	
May	7,740	
June	7,744	

QUALITY

	Quantity	Base Number	Contract	AT	Region	England
% of FP17s for the same patient ID Re-attending within 3 months - Children	31	621	5.0%	12.0%	11.9%	12.4%
% of FP17s for the same patient ID Re-attending within 3 months - Adults	177	1,550	11.4%	15.6%	16.5%	16.6%
% of FP17s for the same patient ID Re-attending between 3 & 9 months - Children	312	621	50.2%	57.2%	60.2%	57.5%
% of FP17s for the same patient ID Re-attending between 3 & 9 months - Adults	733	1,550	47.3%	48.8%	52.0%	50.4%
% of FP17s for Band 1 Urgent Courses	138	1,965	7.0%	9.6%	9.5%	9.1%
% of FP17s Relating to Free Repair or Replacements	10	1,965	0.5%	0.8%	0.7%	0.8%
% of FP17s Relating to Continuations	3	1,965	0.2%	0.9%	1.2%	1.3%
% of Patients satisfied with the dentistry they have received	4	5	N/A	93.5%	92.9%	92.7%
% of Patients satisfied with the time they had to wait for an appointment	4	5	N/A	90.4%	88.8%	88.8%

* This is based on patients treated on this contract for their most recent course of treatment. Figures in italics indicate the base number of FP17s or Patient Questionnaire responses are less than 100. N/A is shown where the base number of responses is less than 10 during the period. % is calculated as Quantity/Base number*100

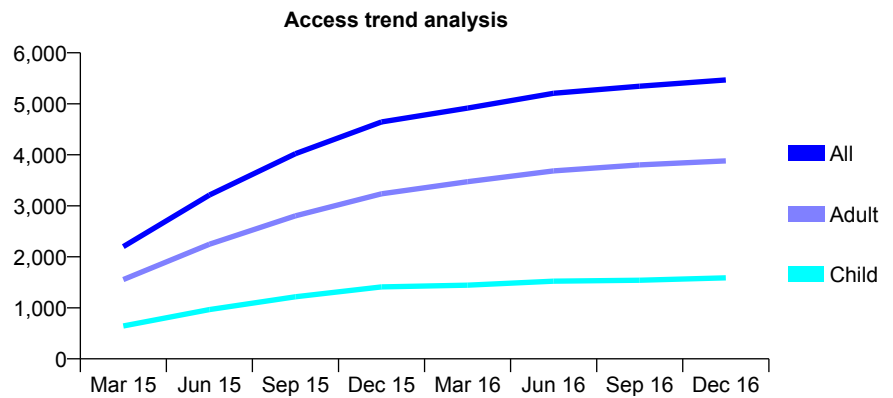
Q69 - Vital Signs At a Glance Contract Report for 689955/0001 - December 2016

Name or company name	MR DS MALLI
Contract type name	GDS Contract
Purpose of contract	General
Contract start date	01/10/2014
Contract end date	

16/17 Contracted general activity (UDA)	12,508
Carry forward general activity (UDA)	429
16/17 Contracted orthodontic activity (UOA)	0
Carry forward orthodontic activity (UOA)	0
Baseline contract value	£339,543.74

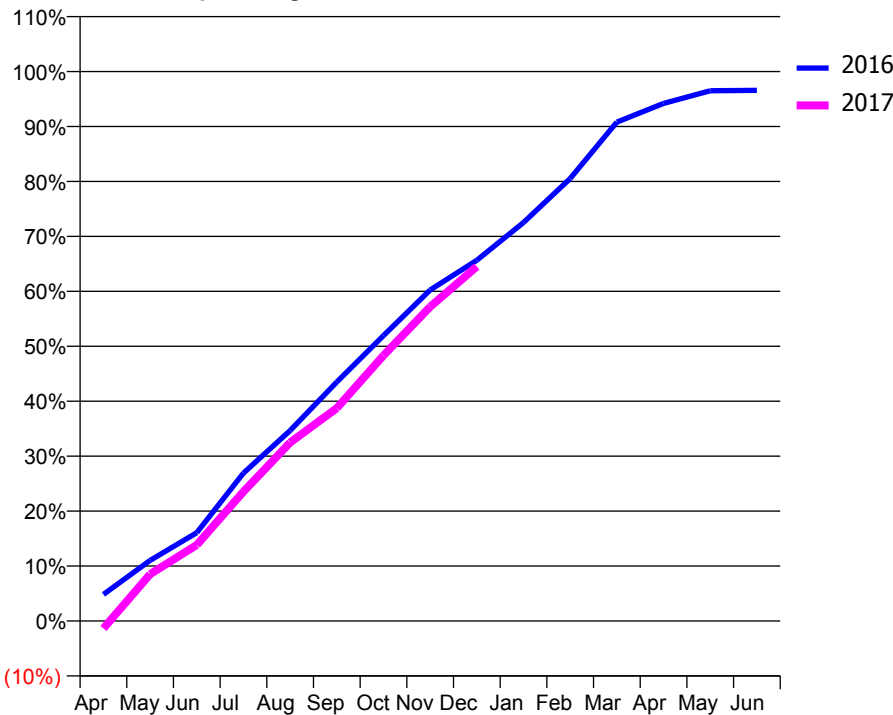
ACCESS*

Patients seen in 24 months	Total	Change since previous quarter
Quarter ending December 2015	4,644	
Quarter ending March 2016	4,917	↑
Quarter ending June 2016	5,207	↑
Quarter ending September 2016	5,344	↑
Quarter ending December 2016	5,467	↑
Variance since December 2015	17.7%	↑



ACTIVITY

Cumulative percentage of contracted UDA delivered 2016 & 2017



Month	Adjusted Scheduled Activity (UDA)	
	2016	2017
April	605	-173
May	1,381	1,067
June	2,010	1,732
July	3,366	2,946
August	4,337	4,062
September	5,441	4,845
October	6,496	6,045
November	7,536	7,153
December	8,212	8,071
January	9,070	
February	10,074	
March	11,356	
April	11,782	
May	12,070	
June	12,079	

QUALITY

	Quantity	Base Number	Contract	AT	Region	England
% of FP17s for the same patient ID Re-attending within 3 months - Children	43	1,401	3.1%	12.0%	11.9%	12.4%
% of FP17s for the same patient ID Re-attending within 3 months - Adults	277	3,302	8.4%	15.6%	16.5%	16.6%
% of FP17s for the same patient ID Re-attending between 3 & 9 months - Children	531	1,401	37.9%	57.2%	60.2%	57.5%
% of FP17s for the same patient ID Re-attending between 3 & 9 months - Adults	1,515	3,302	45.9%	48.8%	52.0%	50.4%
% of FP17s for Band 1 Urgent Courses	169	4,364	3.9%	9.6%	9.5%	9.1%
% of FP17s Relating to Free Repair or Replacements	15	4,364	0.3%	0.8%	0.7%	0.8%
% of FP17s Relating to Continuations	3	4,364	0.1%	0.9%	1.2%	1.3%
% of Patients satisfied with the dentistry they have received	6	7	N/A	93.5%	92.9%	92.7%
% of Patients satisfied with the time they had to wait for an appointment	7	7	N/A	90.4%	88.8%	88.8%

* This is based on patients treated on this contract for their most recent course of treatment. Figures in italics indicate the base number of FP17s or Patient Questionnaire responses are less than 100. N/A is shown where the base number of responses is less than 10 during the period. % is calculated as Quantity/Base number*100

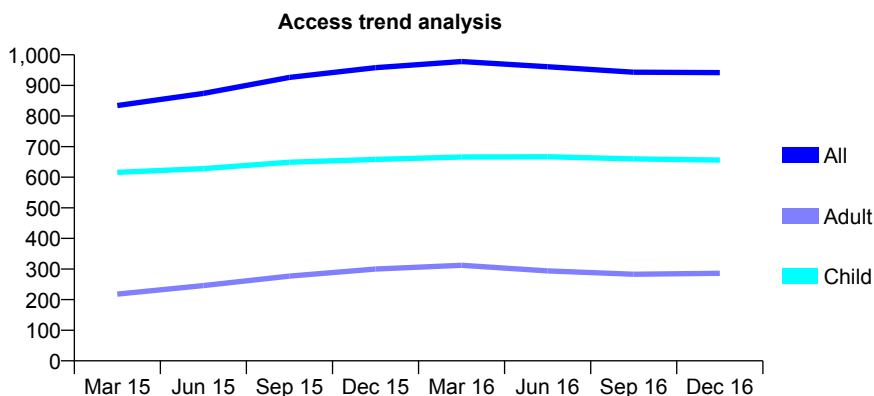
Q69 - Vital Signs At a Glance Contract Report for 691259/0001 - December 2016

Name or company name	MRS N MAJEVADIA
Contract type name	GDS Contract
Purpose of contract	General
Contract start date	01/04/2014
Contract end date	

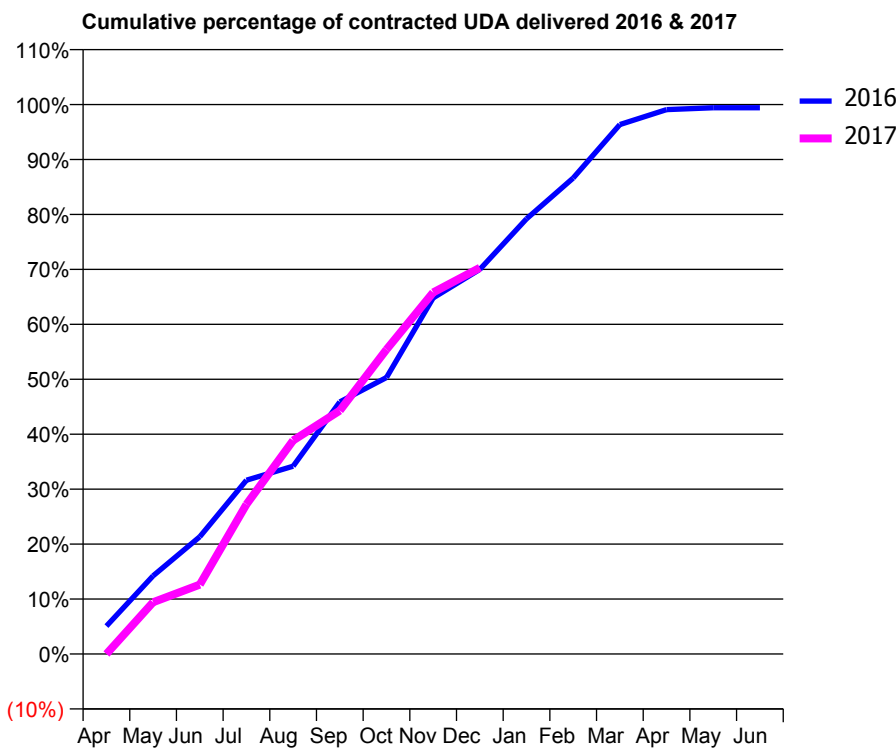
16/17 Contracted general activity (UDA)	2,400
Carry forward general activity (UDA)	0
16/17 Contracted orthodontic activity (UOA)	0
Carry forward orthodontic activity (UOA)	0
Baseline contract value	£54,507.66

ACCESS*

Patients seen in 24 months	Total	Change since previous quarter
Quarter ending December 2015	958	
Quarter ending March 2016	978	↑
Quarter ending June 2016	961	↓
Quarter ending September 2016	943	↓
Quarter ending December 2016	942	→
Variance since December 2015	(1.7%)	↓



ACTIVITY



Month	Adjusted Scheduled Activity (UDA)	
	2016	2017
April	122	0
May	341	226
June	512	303
July	759	654
August	821	933
September	1,101	1,063
October	1,207	1,330
November	1,556	1,579
December	1,680	1,687
January	1,901	
February	2,079	
March	2,313	
April	2,378	
May	2,386	
June	2,386	

QUALITY

	Quantity	Base Number	Contract	AT	Region	England
% of FP17s for the same patient ID Re-attending within 3 months - Children	37	744	5.0%	12.0%	11.9%	12.4%
% of FP17s for the same patient ID Re-attending within 3 months - Adults	48	243	19.8%	15.6%	16.5%	16.6%
% of FP17s for the same patient ID Re-attending between 3 & 9 months - Children	475	744	63.8%	57.2%	60.2%	57.5%
% of FP17s for the same patient ID Re-attending between 3 & 9 months - Adults	124	243	51.0%	48.8%	52.0%	50.4%
% of FP17s for Band 1 Urgent Courses	41	939	4.4%	9.6%	9.5%	9.1%
% of FP17s Relating to Free Repair or Replacements	0	939	0.0%	0.8%	0.7%	0.8%
% of FP17s Relating to Continuations	24	939	2.6%	0.9%	1.2%	1.3%
% of Patients satisfied with the dentistry they have received	0	0	N/A	93.5%	92.9%	92.7%
% of Patients satisfied with the time they had to wait for an appointment	0	0	N/A	90.4%	88.8%	88.8%

* This is based on patients treated on this contract for their most recent course of treatment. Figures in italics indicate the base number of FP17s or Patient Questionnaire responses are less than 100. N/A is shown where the base number of responses is less than 10 during the period. % is calculated as Quantity/Base number*100

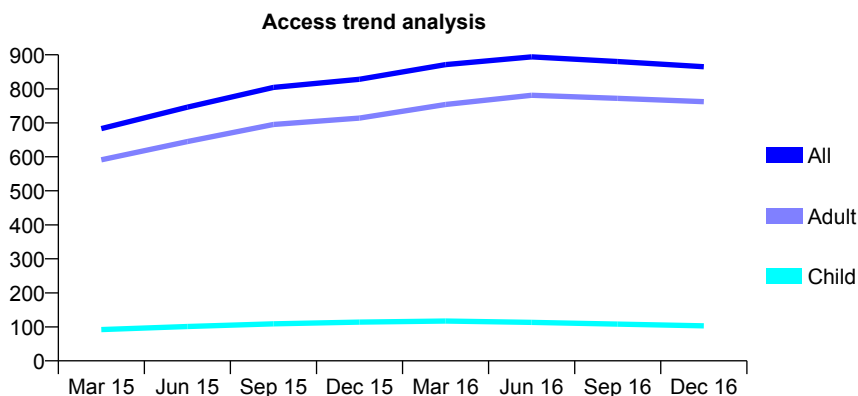
Q69 - Vital Signs At a Glance Contract Report for 691259/0002 - December 2016

Name or company name	MRS N MAJEVADIA
Contract type name	GDS Contract
Purpose of contract	General
Contract start date	01/08/2014
Contract end date	

16/17 Contracted general activity (UDA)	3,008
Carry forward general activity (UDA)	-22
16/17 Contracted orthodontic activity (UOA)	0
Carry forward orthodontic activity (UOA)	0
Baseline contract value	£71,821.35

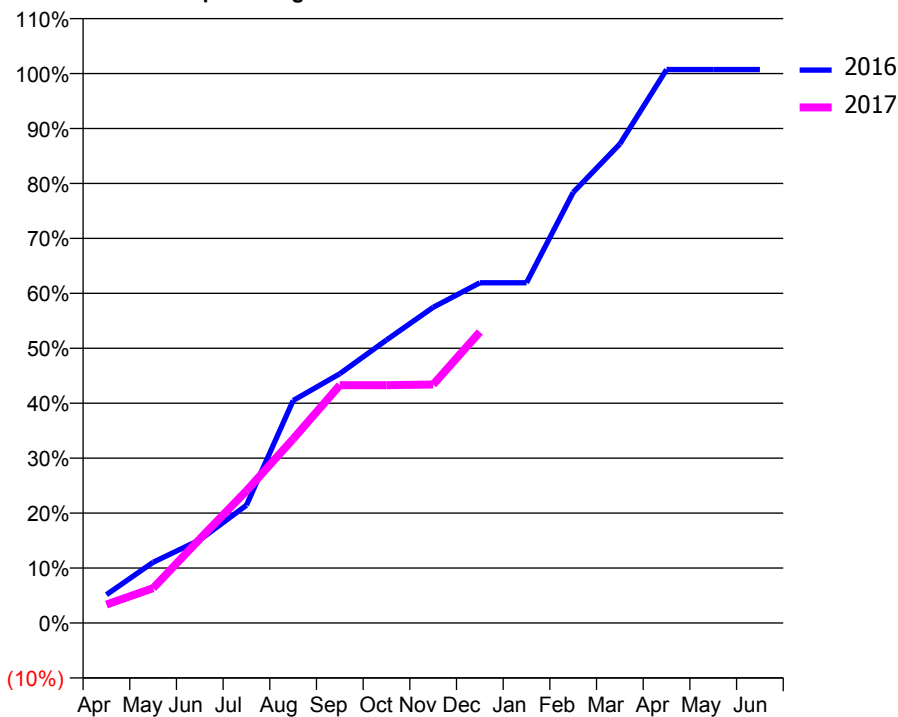
ACCESS*

Patients seen in 24 months	Total	Change since previous quarter
Quarter ending December 2015	828	
Quarter ending March 2016	871	↑
Quarter ending June 2016	894	↑
Quarter ending September 2016	880	↓
Quarter ending December 2016	865	↓
Variance since December 2015	4.5%	↑



ACTIVITY

Cumulative percentage of contracted UDA delivered 2016 & 2017



Month	Adjusted Scheduled Activity (UDA)	
	2016	2017
April	155	101
May	332	191
June	455	460
July	645	724
August	1,218	1,008
September	1,365	1,302
October	1,549	1,302
November	1,728	1,305
December	1,862	1,593
January	1,862	
February	2,358	
March	2,622	
April	3,030	
May	3,030	
June	3,030	

QUALITY

	Quantity	Base Number	Contract	AT	Region	England
% of FP17s for the same patient ID Re-attending within 3 months - Children	6	104	5.8%	12.0%	11.9%	12.4%
% of FP17s for the same patient ID Re-attending within 3 months - Adults	83	679	12.2%	15.6%	16.5%	16.6%
% of FP17s for the same patient ID Re-attending between 3 & 9 months - Children	67	104	64.4%	57.2%	60.2%	57.5%
% of FP17s for the same patient ID Re-attending between 3 & 9 months - Adults	433	679	63.8%	48.8%	52.0%	50.4%
% of FP17s for Band 1 Urgent Courses	31	668	4.6%	9.6%	9.5%	9.1%
% of FP17s Relating to Free Repair or Replacements	0	668	0.0%	0.8%	0.7%	0.8%
% of FP17s Relating to Continuations	23	668	3.4%	0.9%	1.2%	1.3%
% of Patients satisfied with the dentistry they have received	1	1	N/A	93.5%	92.9%	92.7%
% of Patients satisfied with the time they had to wait for an appointment	1	1	N/A	90.4%	88.8%	88.8%

* This is based on patients treated on this contract for their most recent course of treatment. Figures in italics indicate the base number of FP17s or Patient Questionnaire responses are less than 100. N/A is shown where the base number of responses is less than 10 during the period. % is calculated as Quantity/Base number*100

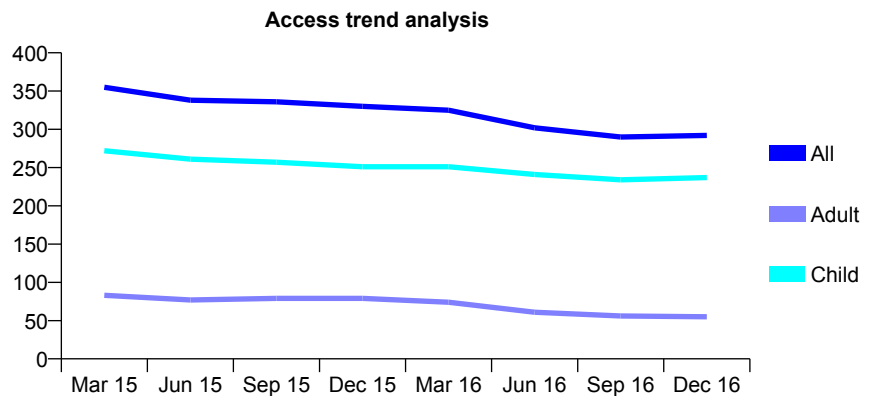
Q69 - Vital Signs At a Glance Contract Report for 725773/0001 - December 2016

Name or company name	MR MC MARTIN
Contract type name	GDS Contract
Purpose of contract	General
Contract start date	01/04/2006
Contract end date	

16/17 Contracted general activity (UDA)	600
Carry forward general activity (UDA)	0
16/17 Contracted orthodontic activity (UOA)	0
Carry forward orthodontic activity (UOA)	0
Baseline contract value	£14,192.66

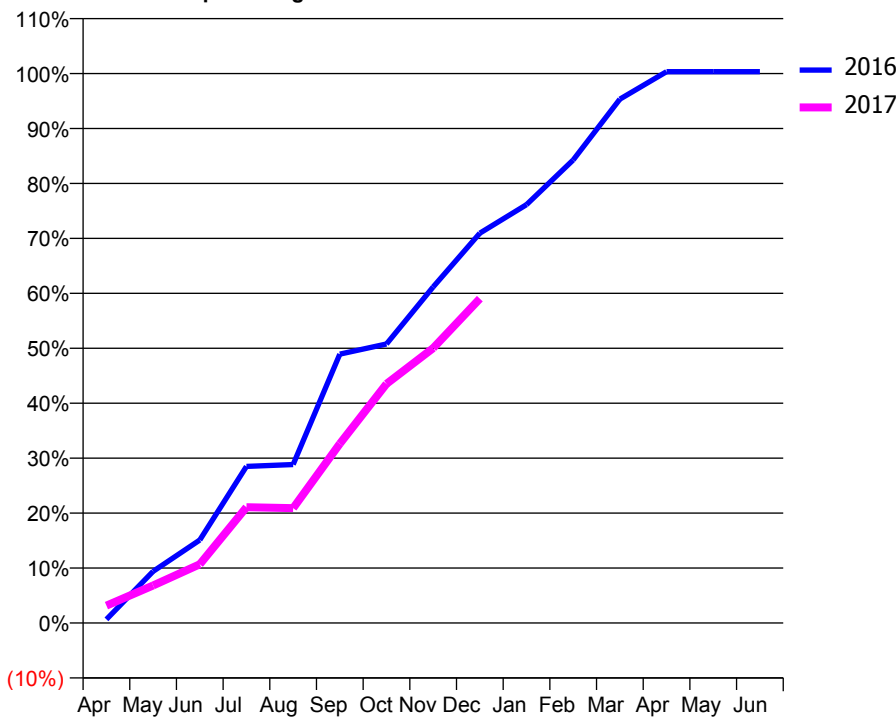
ACCESS*

Patients seen in 24 months	Total	Change since previous quarter
Quarter ending December 2015	330	
Quarter ending March 2016	325	↓
Quarter ending June 2016	302	↓
Quarter ending September 2016	290	↓
Quarter ending December 2016	292	→
Variance since December 2015	(11.5%)	↓



ACTIVITY

Cumulative percentage of contracted UDA delivered 2016 & 2017



Month	Adjusted Scheduled Activity (UDA)	
	2016	2017
April	4	19
May	56	41
June	91	64
July	171	126
August	173	125
September	294	196
October	305	261
November	367	300
December	426	354
January	457	
February	506	
March	572	
April	602	
May	602	
June	602	

QUALITY

	Quantity	Base Number	Contract	AT	Region	England
% of FP17s for the same patient ID Re-attending within 3 months - Children	10	275	3.6%	12.0%	11.9%	12.4%
% of FP17s for the same patient ID Re-attending within 3 months - Adults	0	25	0.0%	15.6%	16.5%	16.6%
% of FP17s for the same patient ID Re-attending between 3 & 9 months - Children	196	275	71.3%	57.2%	60.2%	57.5%
% of FP17s for the same patient ID Re-attending between 3 & 9 months - Adults	19	25	76.0%	48.8%	52.0%	50.4%
% of FP17s for Band 1 Urgent Courses	6	274	2.2%	9.6%	9.5%	9.1%
% of FP17s Relating to Free Repair or Replacements	0	274	0.0%	0.8%	0.7%	0.8%
% of FP17s Relating to Continuations	0	274	0.0%	0.9%	1.2%	1.3%
% of Patients satisfied with the dentistry they have received	0	0	N/A	93.5%	92.9%	92.7%
% of Patients satisfied with the time they had to wait for an appointment	0	0	N/A	90.4%	88.8%	88.8%

* This is based on patients treated on this contract for their most recent course of treatment. Figures in italics indicate the base number of FP17s or Patient Questionnaire responses are less than 100. N/A is shown where the base number of responses is less than 10 during the period. % is calculated as Quantity/Base number*100

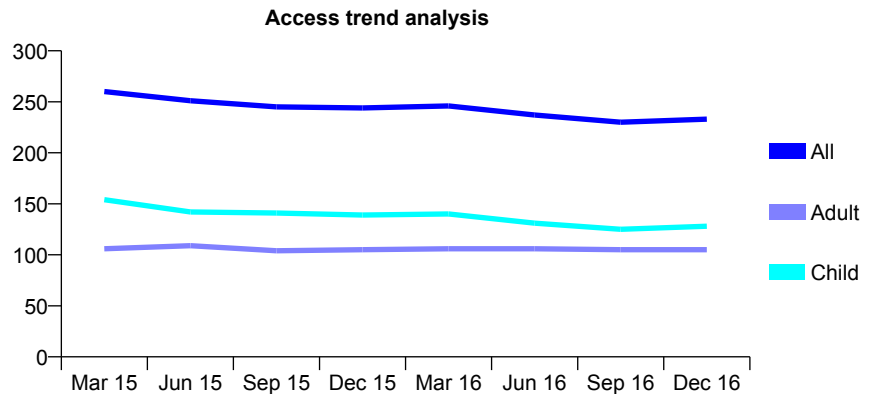
Q69 - Vital Signs At a Glance Contract Report for 732605/0002 - December 2016

Name or company name	MR DW COX
Contract type name	GDS Contract
Purpose of contract	General
Contract start date	01/04/2006
Contract end date	

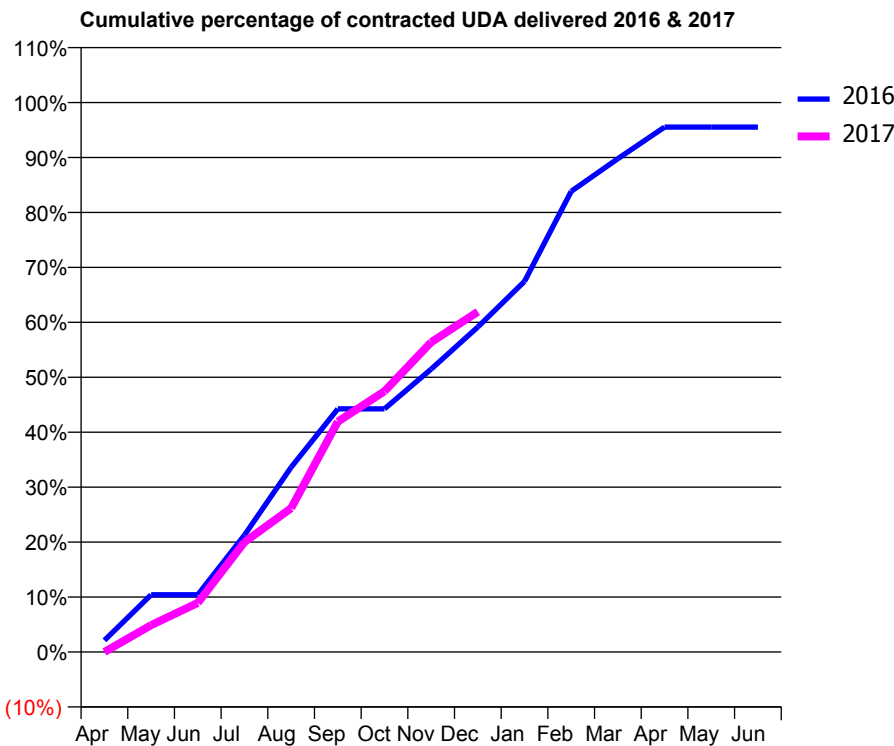
16/17 Contracted general activity (UDA)	470
Carry forward general activity (UDA)	0
16/17 Contracted orthodontic activity (UOA)	0
Carry forward orthodontic activity (UOA)	0
Baseline contract value	£10,749.63

ACCESS*

Patients seen in 24 months	Total	Change since previous quarter
Quarter ending December 2015	244	
Quarter ending March 2016	246	→
Quarter ending June 2016	237	↓
Quarter ending September 2016	230	↓
Quarter ending December 2016	233	→
Variance since December 2015	(4.5%)	↓



ACTIVITY



Month	Adjusted Scheduled Activity (UDA)	
	2016	2017
April	10	0
May	49	23
June	49	42
July	100	94
August	158	123
September	208	197
October	208	223
November	242	265
December	278	291
January	317	
February	394	
March	422	
April	449	
May	449	
June	449	

QUALITY

	Quantity	Base Number	Contract	AT	Region	England
% of FP17s for the same patient ID Re-attending within 3 months - Children	1	139	0.7%	12.0%	11.9%	12.4%
% of FP17s for the same patient ID Re-attending within 3 months - Adults	3	77	3.9%	15.6%	16.5%	16.6%
% of FP17s for the same patient ID Re-attending between 3 & 9 months - Children	94	139	67.6%	57.2%	60.2%	57.5%
% of FP17s for the same patient ID Re-attending between 3 & 9 months - Adults	47	77	61.0%	48.8%	52.0%	50.4%
% of FP17s for Band 1 Urgent Courses	0	195	0.0%	9.6%	9.5%	9.1%
% of FP17s Relating to Free Repair or Replacements	0	195	0.0%	0.8%	0.7%	0.8%
% of FP17s Relating to Continuations	3	195	1.5%	0.9%	1.2%	1.3%
% of Patients satisfied with the dentistry they have received	0	0	N/A	93.5%	92.9%	92.7%
% of Patients satisfied with the time they had to wait for an appointment	0	0	N/A	90.4%	88.8%	88.8%

* This is based on patients treated on this contract for their most recent course of treatment. Figures in italics indicate the base number of FP17s or Patient Questionnaire responses are less than 100. N/A is shown where the base number of responses is less than 10 during the period. % is calculated as Quantity/Base number*100

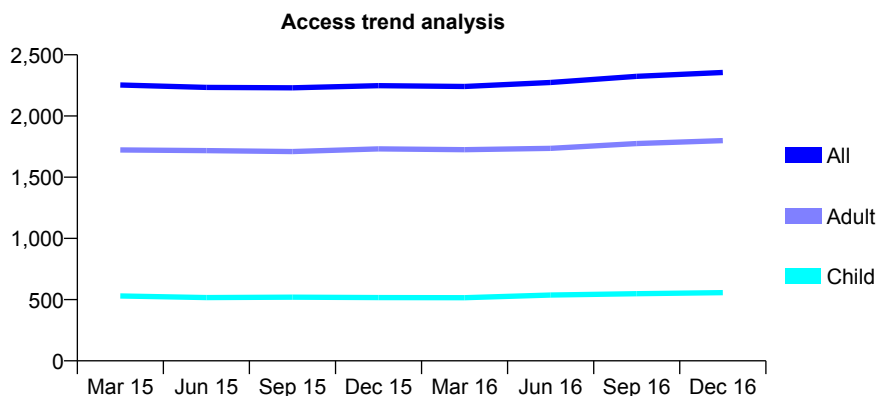
Q69 - Vital Signs At a Glance Contract Report for 736686/0002 - December 2016

Name or company name	MR DA DUFFY
Contract type name	PDS Contract
Purpose of contract	General
Contract start date	01/04/2006
Contract end date	31/03/2017

16/17 Contracted general activity (UDA)	6,186
Carry forward general activity (UDA)	0
16/17 Contracted orthodontic activity (UOA)	0
Carry forward orthodontic activity (UOA)	0
Baseline contract value	£161,211.66

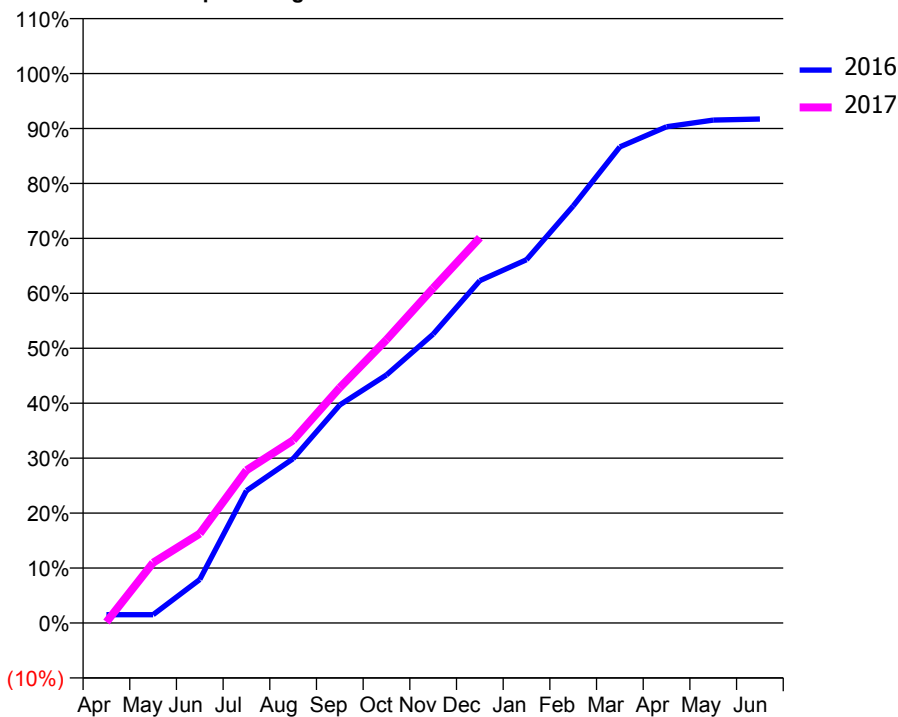
ACCESS*

Patients seen in 24 months	Total	Change since previous quarter
Quarter ending December 2015	2,248	
Quarter ending March 2016	2,241	→
Quarter ending June 2016	2,274	→
Quarter ending September 2016	2,324	↑
Quarter ending December 2016	2,356	→
Variance since December 2015	4.8%	↑



ACTIVITY

Cumulative percentage of contracted UDA delivered 2016 & 2017



Month	Adjusted Scheduled Activity (UDA)	
	2016	2017
April	94	12
May	94	679
June	489	1,006
July	1,490	1,719
August	1,850	2,058
September	2,455	2,650
October	2,793	3,189
November	3,253	3,771
December	3,855	4,338
January	4,090	
February	4,696	
March	5,359	
April	5,586	
May	5,662	
June	5,674	

QUALITY

	Quantity	Base Number	Contract	AT	Region	England
% of FP17s for the same patient ID Re-attending within 3 months - Children	14	503	2.8%	12.0%	11.9%	12.4%
% of FP17s for the same patient ID Re-attending within 3 months - Adults	230	1,910	12.0%	15.6%	16.5%	16.6%
% of FP17s for the same patient ID Re-attending between 3 & 9 months - Children	270	503	53.7%	57.2%	60.2%	57.5%
% of FP17s for the same patient ID Re-attending between 3 & 9 months - Adults	1,105	1,910	57.9%	48.8%	52.0%	50.4%
% of FP17s for Band 1 Urgent Courses	229	2,266	10.1%	9.6%	9.5%	9.1%
% of FP17s Relating to Free Repair or Replacements	4	2,266	0.2%	0.8%	0.7%	0.8%
% of FP17s Relating to Continuations	1	2,266	0.0%	0.9%	1.2%	1.3%
% of Patients satisfied with the dentistry they have received	4	5	N/A	93.5%	92.9%	92.7%
% of Patients satisfied with the time they had to wait for an appointment	5	5	N/A	90.4%	88.8%	88.8%

* This is based on patients treated on this contract for their most recent course of treatment. Figures in italics indicate the base number of FP17s or Patient Questionnaire responses are less than 100. N/A is shown where the base number of responses is less than 10 during the period. % is calculated as Quantity/Base number*100

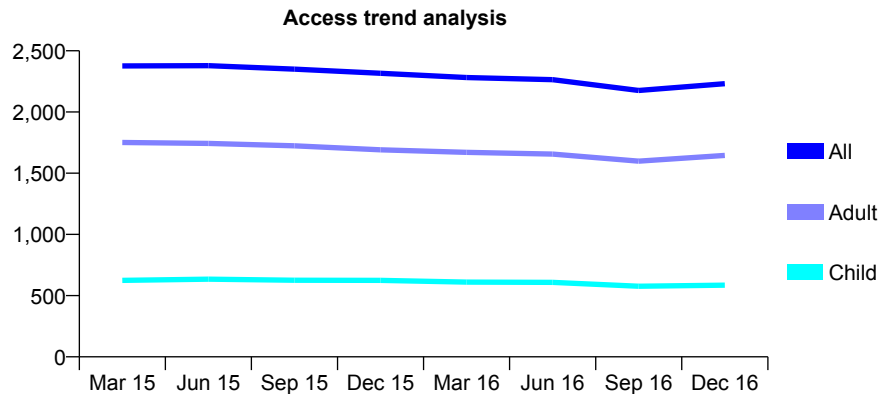
Q69 - Vital Signs At a Glance Contract Report for 737356/0001 - December 2016

Name or company name	MISS MJ HARDMAN
Contract type name	GDS Contract
Purpose of contract	General
Contract start date	01/04/2006
Contract end date	

16/17 Contracted general activity (UDA)	6,493
Carry forward general activity (UDA)	0
16/17 Contracted orthodontic activity (UOA)	0
Carry forward orthodontic activity (UOA)	0
Baseline contract value	£153,260.90

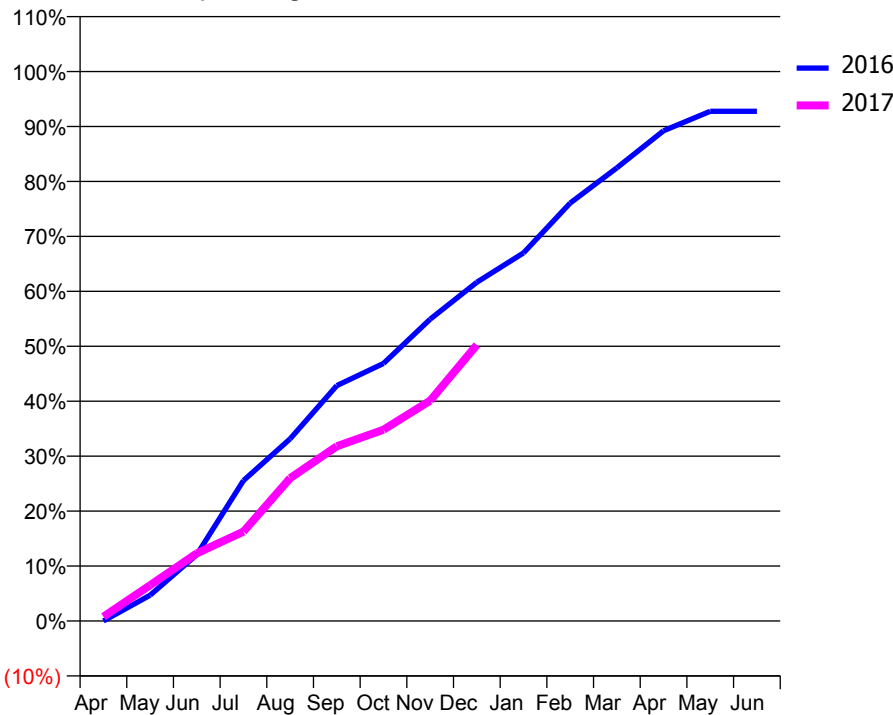
ACCESS*

Patients seen in 24 months	Total	Change since previous quarter
Quarter ending December 2015	2,316	
Quarter ending March 2016	2,282	↓
Quarter ending June 2016	2,264	→
Quarter ending September 2016	2,176	↓
Quarter ending December 2016	2,231	↑
Variance since December 2015	(3.7%)	↓



ACTIVITY

Cumulative percentage of contracted UDA delivered 2016 & 2017



Month	Adjusted Scheduled Activity (UDA)	
	2016	2017
April	0	52
May	329	423
June	846	800
July	1,790	1,056
August	2,322	1,689
September	2,999	2,065
October	3,281	2,260
November	3,846	2,603
December	4,315	3,263
January	4,689	
February	5,324	
March	5,774	
April	6,244	
May	6,494	
June	6,493	

QUALITY

	Quantity	Base Number	Contract	AT	Region	England
% of FP17s for the same patient ID Re-attending within 3 months - Children	33	610	5.4%	12.0%	11.9%	12.4%
% of FP17s for the same patient ID Re-attending within 3 months - Adults	122	1,374	8.9%	15.6%	16.5%	16.6%
% of FP17s for the same patient ID Re-attending between 3 & 9 months - Children	371	610	60.8%	57.2%	60.2%	57.5%
% of FP17s for the same patient ID Re-attending between 3 & 9 months - Adults	769	1,374	56.0%	48.8%	52.0%	50.4%
% of FP17s for Band 1 Urgent Courses	79	1,653	4.8%	9.6%	9.5%	9.1%
% of FP17s Relating to Free Repair or Replacements	11	1,653	0.7%	0.8%	0.7%	0.8%
% of FP17s Relating to Continuations	4	1,653	0.2%	0.9%	1.2%	1.3%
% of Patients satisfied with the dentistry they have received	1	1	N/A	93.5%	92.9%	92.7%
% of Patients satisfied with the time they had to wait for an appointment	1	1	N/A	90.4%	88.8%	88.8%

* This is based on patients treated on this contract for their most recent course of treatment. Figures in italics indicate the base number of FP17s or Patient Questionnaire responses are less than 100. N/A is shown where the base number of responses is less than 10 during the period. % is calculated as Quantity/Base number*100

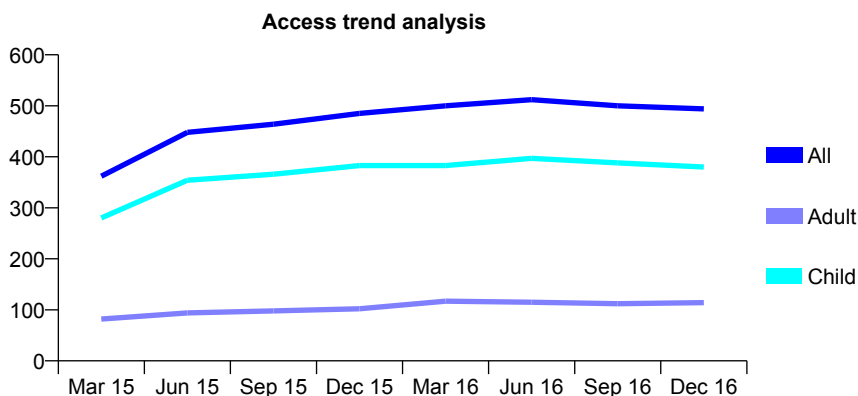
Q69 - Vital Signs At a Glance Contract Report for 740616/0001 - December 2016

Name or company name	MR R PARMAR
Contract type name	GDS Contract
Purpose of contract	General
Contract start date	01/04/2006
Contract end date	

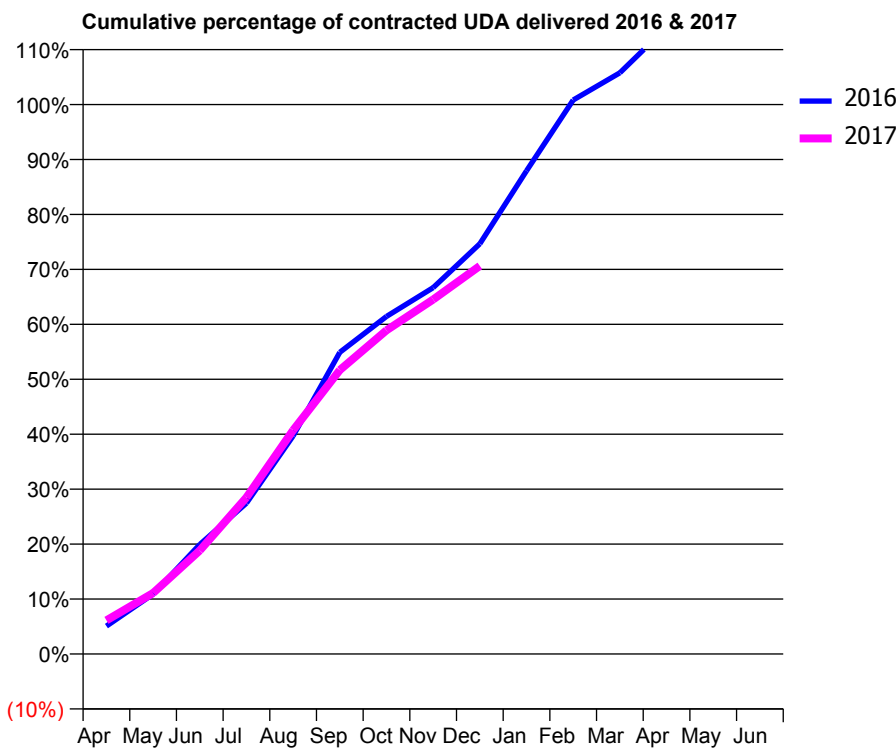
16/17 Contracted general activity (UDA)	750
Carry forward general activity (UDA)	-15
16/17 Contracted orthodontic activity (UOA)	0
Carry forward orthodontic activity (UOA)	0
Baseline contract value	£16,422.18

ACCESS*

Patients seen in 24 months	Total	Change since previous quarter
Quarter ending December 2015	485	
Quarter ending March 2016	500	↑
Quarter ending June 2016	512	↑
Quarter ending September 2016	500	↓
Quarter ending December 2016	494	↓
Variance since December 2015	1.9%	→



ACTIVITY



Month	Adjusted Scheduled Activity (UDA)	
	2016	2017
April	38	46
May	82	83
June	150	141
July	206	214
August	298	305
September	412	388
October	461	442
November	500	484
December	560	530
January	659	
February	756	
March	793	
April	855	
May	855	
June	855	

QUALITY

	Quantity	Base Number	Contract	AT	Region	England
% of FP17s for the same patient ID Re-attending within 3 months - Children	27	400	6.8%	12.0%	11.9%	12.4%
% of FP17s for the same patient ID Re-attending within 3 months - Adults	8	72	11.1%	15.6%	16.5%	16.6%
% of FP17s for the same patient ID Re-attending between 3 & 9 months - Children	234	400	58.5%	57.2%	60.2%	57.5%
% of FP17s for the same patient ID Re-attending between 3 & 9 months - Adults	31	72	43.1%	48.8%	52.0%	50.4%
% of FP17s for Band 1 Urgent Courses	9	426	2.1%	9.6%	9.5%	9.1%
% of FP17s Relating to Free Repair or Replacements	0	426	0.0%	0.8%	0.7%	0.8%
% of FP17s Relating to Continuations	3	426	0.7%	0.9%	1.2%	1.3%
% of Patients satisfied with the dentistry they have received	1	1	N/A	93.5%	92.9%	92.7%
% of Patients satisfied with the time they had to wait for an appointment	1	1	N/A	90.4%	88.8%	88.8%

* This is based on patients treated on this contract for their most recent course of treatment. Figures in italics indicate the base number of FP17s or Patient Questionnaire responses are less than 100. N/A is shown where the base number of responses is less than 10 during the period. % is calculated as Quantity/Base number*100

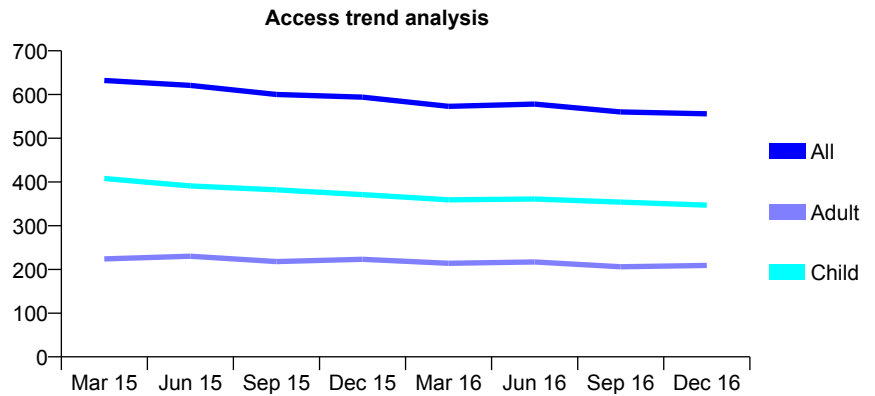
Q69 - Vital Signs At a Glance Contract Report for 741523/0001 - December 2016

Name or company name	MR JE MILLER
Contract type name	GDS Contract
Purpose of contract	General
Contract start date	01/07/2007
Contract end date	

16/17 Contracted general activity (UDA)	950
Carry forward general activity (UDA)	0
16/17 Contracted orthodontic activity (UOA)	0
Carry forward orthodontic activity (UOA)	0
Baseline contract value	£22,464.24

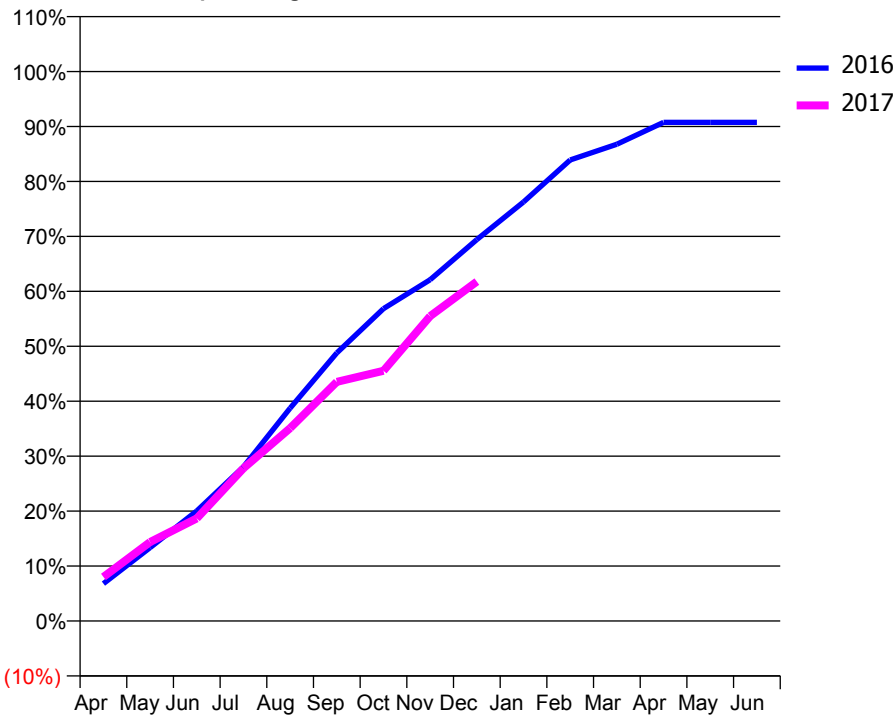
ACCESS*

Patients seen in 24 months	Total	Change since previous quarter
Quarter ending December 2015	594	
Quarter ending March 2016	573	↓
Quarter ending June 2016	578	→
Quarter ending September 2016	560	↓
Quarter ending December 2016	556	→
Variance since December 2015	(6.4%)	↓



ACTIVITY

Cumulative percentage of contracted UDA delivered 2016 & 2017



Month	Adjusted Scheduled Activity (UDA)	
	2016	2017
April	65	76
May	127	137
June	190	177
July	267	264
August	368	333
September	463	413
October	540	433
November	590	527
December	659	587
January	724	
February	797	
March	824	
April	862	
May	862	
June	862	

QUALITY

	Quantity	Base Number	Contract	AT	Region	England
% of FP17s for the same patient ID Re-attending within 3 months - Children	14	385	3.6%	12.0%	11.9%	12.4%
% of FP17s for the same patient ID Re-attending within 3 months - Adults	4	113	3.5%	15.6%	16.5%	16.6%
% of FP17s for the same patient ID Re-attending between 3 & 9 months - Children	217	385	56.4%	57.2%	60.2%	57.5%
% of FP17s for the same patient ID Re-attending between 3 & 9 months - Adults	45	113	39.8%	48.8%	52.0%	50.4%
% of FP17s for Band 1 Urgent Courses	19	461	4.1%	9.6%	9.5%	9.1%
% of FP17s Relating to Free Repair or Replacements	0	461	0.0%	0.8%	0.7%	0.8%
% of FP17s Relating to Continuations	0	461	0.0%	0.9%	1.2%	1.3%
% of Patients satisfied with the dentistry they have received	1	2	N/A	93.5%	92.9%	92.7%
% of Patients satisfied with the time they had to wait for an appointment	2	2	N/A	90.4%	88.8%	88.8%

* This is based on patients treated on this contract for their most recent course of treatment. Figures in italics indicate the base number of FP17s or Patient Questionnaire responses are less than 100. N/A is shown where the base number of responses is less than 10 during the period. % is calculated as Quantity/Base number*100

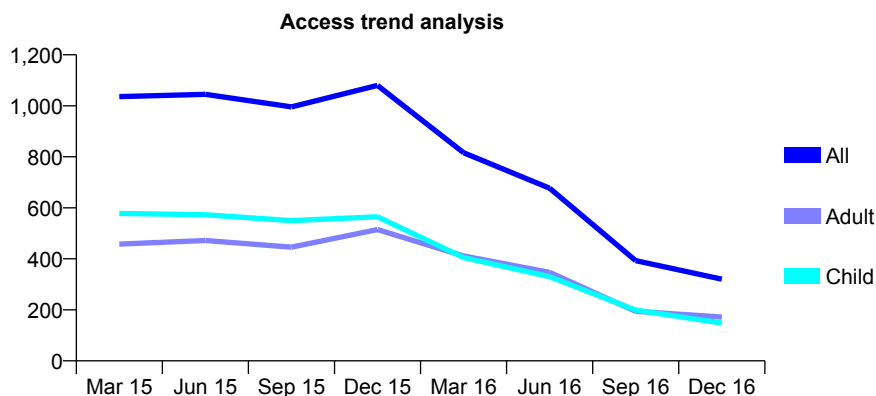
Q69 - Vital Signs At a Glance Contract Report for 746762/0001 - December 2016

Name or company name	MR S BHATIA
Contract type name	GDS Contract
Purpose of contract	General
Contract start date	01/04/2006
Contract end date	

16/17 Contracted general activity (UDA)	6,243
Carry forward general activity (UDA)	0
16/17 Contracted orthodontic activity (UOA)	0
Carry forward orthodontic activity (UOA)	0
Baseline contract value	£154,287.50

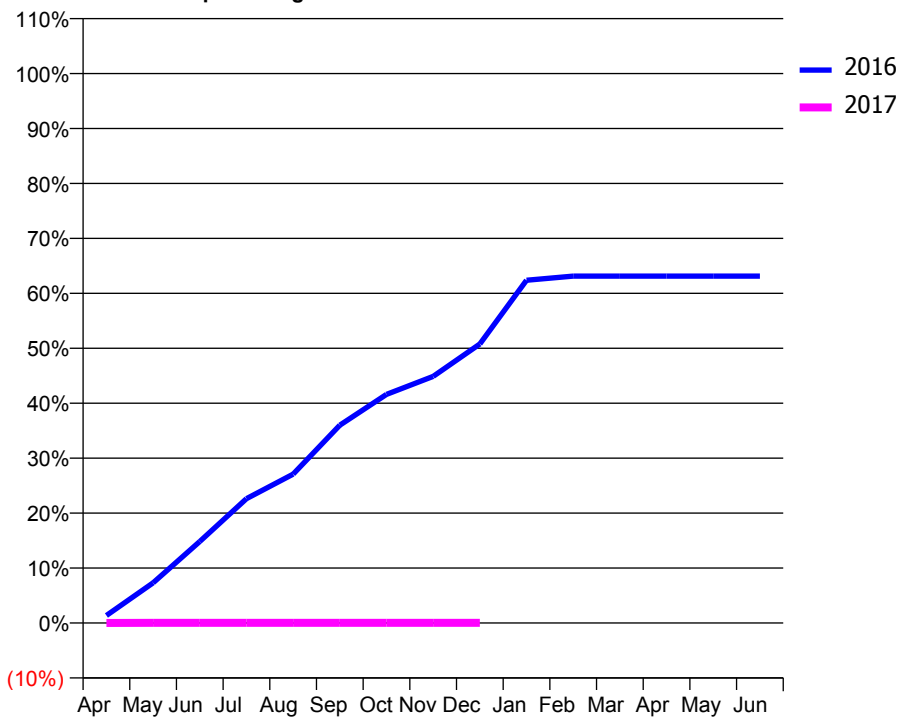
ACCESS*

Patients seen in 24 months	Total	Change since previous quarter
Quarter ending December 2015	1,080	
Quarter ending March 2016	816	↓
Quarter ending June 2016	677	↓
Quarter ending September 2016	393	↓
Quarter ending December 2016	320	↓
Variance since December 2015	(70.4%)	↓



ACTIVITY

Cumulative percentage of contracted UDA delivered 2016 & 2017



Adjusted Scheduled Activity (UDA)

Month	2016	2017
April	30	0
May	159	3
June	323	3
July	493	3
August	590	3
September	784	3
October	906	3
November	977	3
December	1,106	3
January	1,358	
February	1,374	
March	1,374	
April	1,374	
May	1,374	
June	1,374	

QUALITY

	Quantity	Base Number	Contract	AT	Region	England
% of FP17s for the same patient ID Re-attending within 3 months - Children	0	0	N/A	12.0%	11.9%	12.4%
% of FP17s for the same patient ID Re-attending within 3 months - Adults	0	1	0.0%	15.6%	16.5%	16.6%
% of FP17s for the same patient ID Re-attending between 3 & 9 months - Children	0	0	N/A	57.2%	60.2%	57.5%
% of FP17s for the same patient ID Re-attending between 3 & 9 months - Adults	0	1	0.0%	48.8%	52.0%	50.4%
% of FP17s for Band 1 Urgent Courses	0	1	0.0%	9.6%	9.5%	9.1%
% of FP17s Relating to Free Repair or Replacements	0	1	0.0%	0.8%	0.7%	0.8%
% of FP17s Relating to Continuations	0	1	0.0%	0.9%	1.2%	1.3%
% of Patients satisfied with the dentistry they have received	0	0	N/A	93.5%	92.9%	92.7%
% of Patients satisfied with the time they had to wait for an appointment	0	0	N/A	90.4%	88.8%	88.8%

* This is based on patients treated on this contract for their most recent course of treatment. Figures in italics indicate the base number of FP17s or Patient Questionnaire responses are less than 100. N/A is shown where the base number of responses is less than 10 during the period. % is calculated as Quantity/Base number*100

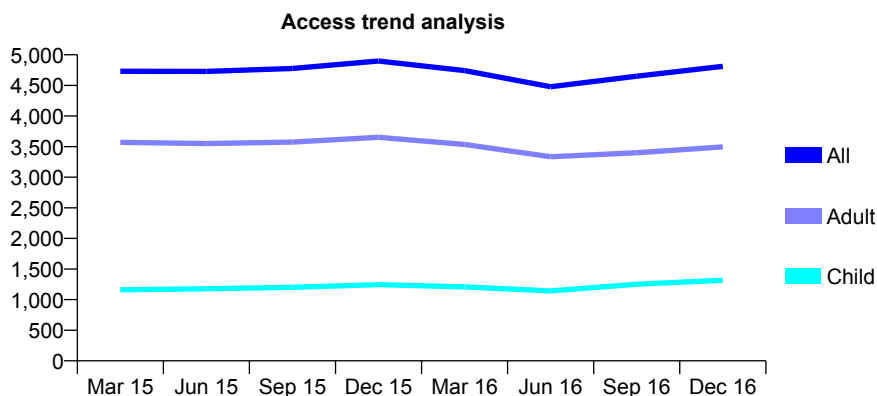
Q69 - Vital Signs At a Glance Contract Report for 746762/0002 - December 2016

Name or company name	MR S BHATIA
Contract type name	GDS Contract
Purpose of contract	General
Contract start date	01/04/2006
Contract end date	

16/17 Contracted general activity (UDA)	8,311
Carry forward general activity (UDA)	-71
16/17 Contracted orthodontic activity (UOA)	0
Carry forward orthodontic activity (UOA)	0
Baseline contract value	£214,101.99

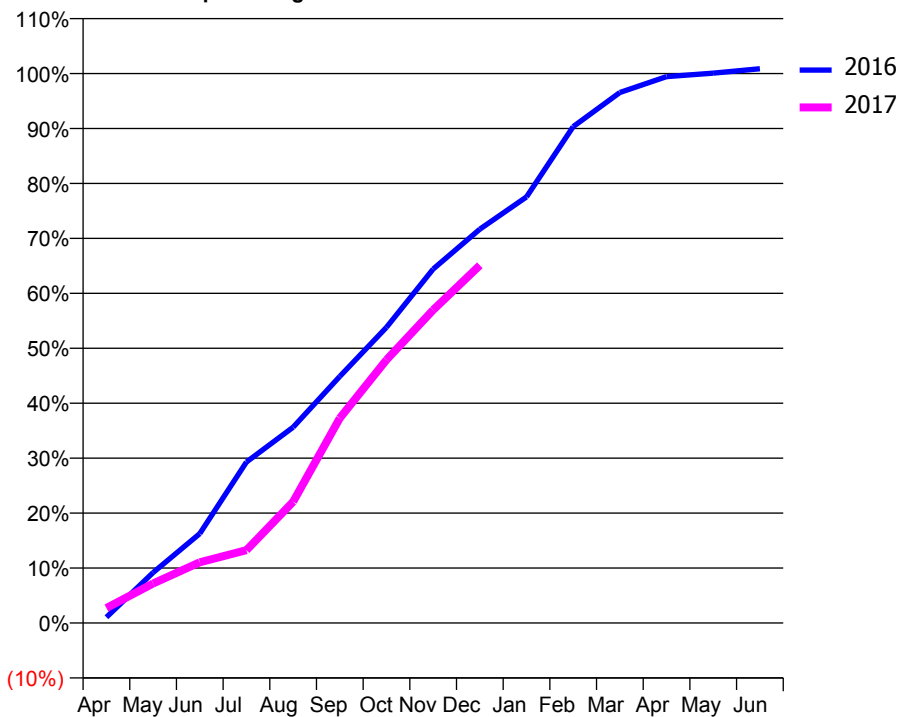
ACCESS*

Patients seen in 24 months	Total	Change since previous quarter
Quarter ending December 2015	4,898	
Quarter ending March 2016	4,742	↓
Quarter ending June 2016	4,478	↓
Quarter ending September 2016	4,650	↑
Quarter ending December 2016	4,812	↑
Variance since December 2015	(1.8%)	↓



ACTIVITY

Cumulative percentage of contracted UDA delivered 2016 & 2017



Month	Adjusted Scheduled Activity (UDA)	
	2016	2017
April	87	226
May	763	598
June	1,352	919
July	2,435	1,102
August	2,962	1,834
September	3,729	3,099
October	4,472	3,981
November	5,353	4,735
December	5,957	5,409
January	6,444	
February	7,508	
March	8,024	
April	8,264	
May	8,317	
June	8,382	

QUALITY

	Quantity	Base Number	Contract	AT	Region	England
% of FP17s for the same patient ID Re-attending within 3 months - Children	24	875	2.7%	12.0%	11.9%	12.4%
% of FP17s for the same patient ID Re-attending within 3 months - Adults	137	2,126	6.4%	15.6%	16.5%	16.6%
% of FP17s for the same patient ID Re-attending between 3 & 9 months - Children	203	875	23.2%	57.2%	60.2%	57.5%
% of FP17s for the same patient ID Re-attending between 3 & 9 months - Adults	470	2,126	22.1%	48.8%	52.0%	50.4%
% of FP17s for Band 1 Urgent Courses	156	2,792	5.6%	9.6%	9.5%	9.1%
% of FP17s Relating to Free Repair or Replacements	16	2,792	0.6%	0.8%	0.7%	0.8%
% of FP17s Relating to Continuations	5	2,792	0.2%	0.9%	1.2%	1.3%
% of Patients satisfied with the dentistry they have received	5	5	N/A	93.5%	92.9%	92.7%
% of Patients satisfied with the time they had to wait for an appointment	5	5	N/A	90.4%	88.8%	88.8%

* This is based on patients treated on this contract for their most recent course of treatment. Figures in italics indicate the base number of FP17s or Patient Questionnaire responses are less than 100. N/A is shown where the base number of responses is less than 10 during the period. % is calculated as Quantity/Base number*100

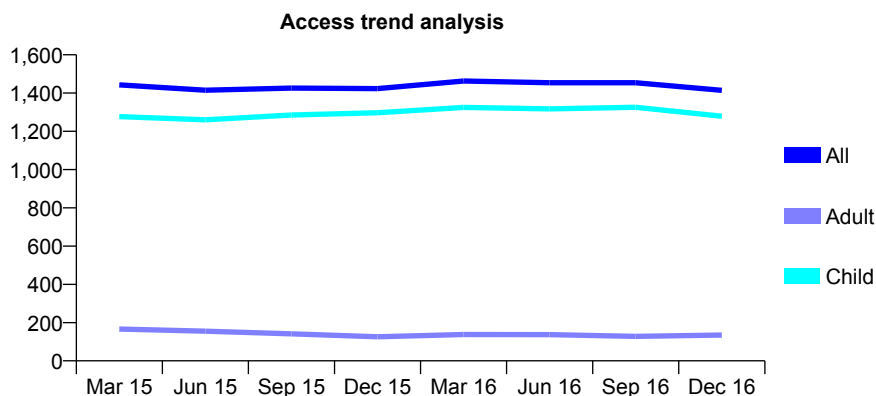
Q69 - Vital Signs At a Glance Contract Report for 749664/0001 - December 2016

Name or company name	MISS BB KANAS
Contract type name	GDS Contract
Purpose of contract	General
Contract start date	01/04/2006
Contract end date	

16/17 Contracted general activity (UDA)	2,650
Carry forward general activity (UDA)	-16
16/17 Contracted orthodontic activity (UOA)	0
Carry forward orthodontic activity (UOA)	0
Baseline contract value	£62,656.89

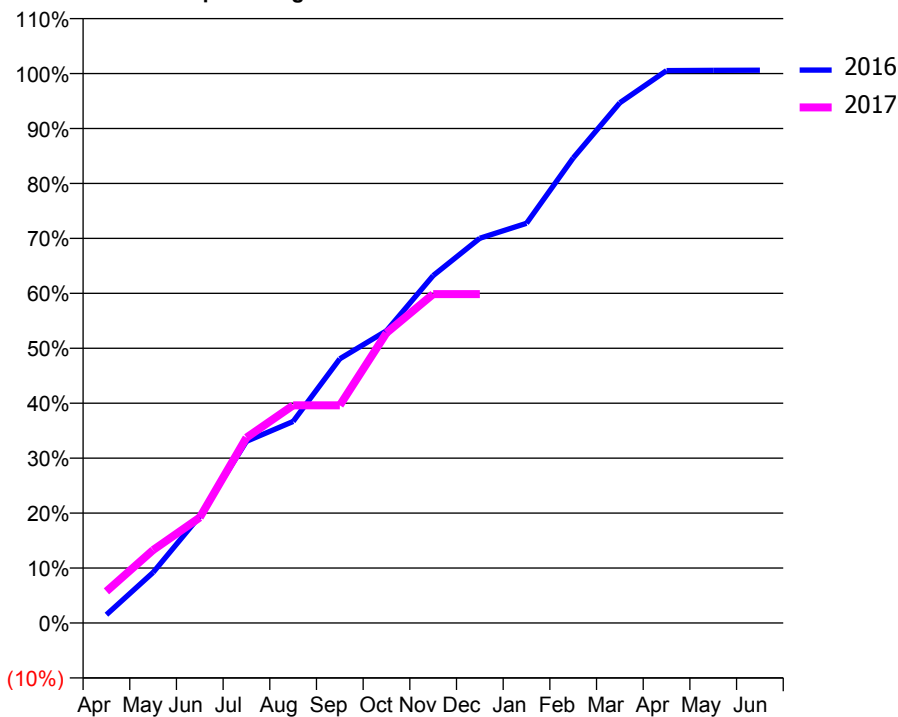
ACCESS*

Patients seen in 24 months	Total	Change since previous quarter
Quarter ending December 2015	1,423	
Quarter ending March 2016	1,463	↑
Quarter ending June 2016	1,454	→
Quarter ending September 2016	1,454	→
Quarter ending December 2016	1,414	↓
Variance since December 2015	(0.6%)	→



ACTIVITY

Cumulative percentage of contracted UDA delivered 2016 & 2017



Month	Adjusted Scheduled Activity (UDA)	
	2016	2017
April	40	153
May	244	352
June	515	509
July	876	894
August	972	1,050
September	1,274	1,050
October	1,409	1,399
November	1,676	1,586
December	1,855	1,586
January	1,928	
February	2,243	
March	2,509	
April	2,664	
May	2,665	
June	2,666	

QUALITY

	Quantity	Base Number	Contract	AT	Region	England
% of FP17s for the same patient ID Re-attending within 3 months - Children	83	1,240	6.7%	12.0%	11.9%	12.4%
% of FP17s for the same patient ID Re-attending within 3 months - Adults	0	38	0.0%	15.6%	16.5%	16.6%
% of FP17s for the same patient ID Re-attending between 3 & 9 months - Children	719	1,240	58.0%	57.2%	60.2%	57.5%
% of FP17s for the same patient ID Re-attending between 3 & 9 months - Adults	21	38	55.3%	48.8%	52.0%	50.4%
% of FP17s for Band 1 Urgent Courses	62	1,167	5.3%	9.6%	9.5%	9.1%
% of FP17s Relating to Free Repair or Replacements	0	1,167	0.0%	0.8%	0.7%	0.8%
% of FP17s Relating to Continuations	0	1,167	0.0%	0.9%	1.2%	1.3%
% of Patients satisfied with the dentistry they have received	0	0	N/A	93.5%	92.9%	92.7%
% of Patients satisfied with the time they had to wait for an appointment	0	0	N/A	90.4%	88.8%	88.8%

* This is based on patients treated on this contract for their most recent course of treatment. Figures in italics indicate the base number of FP17s or Patient Questionnaire responses are less than 100. N/A is shown where the base number of responses is less than 10 during the period. % is calculated as Quantity/Base number*100

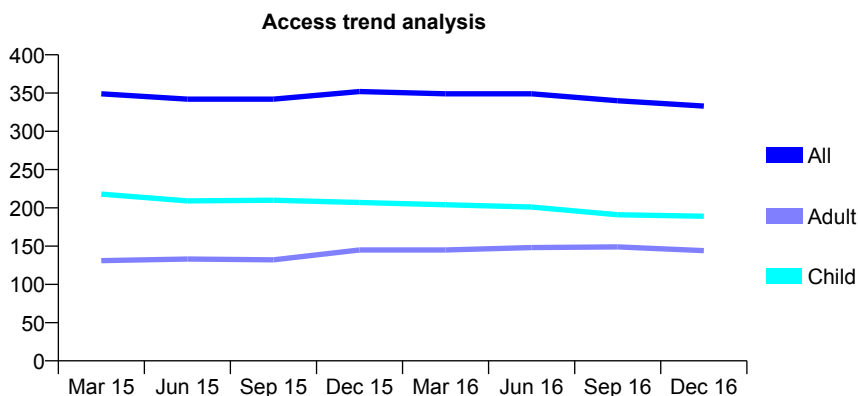
Q69 - Vital Signs At a Glance Contract Report for 754730/0001 - December 2016

Name or company name	MR D SCHOFIELD
Contract type name	GDS Contract
Purpose of contract	General
Contract start date	01/04/2006
Contract end date	

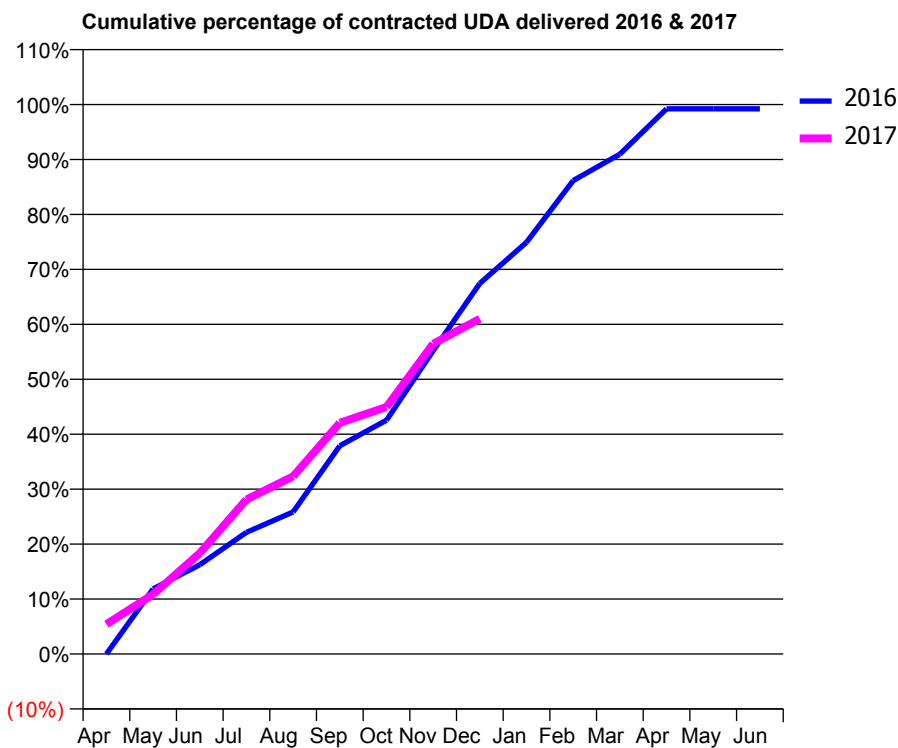
16/17 Contracted general activity (UDA)	645
Carry forward general activity (UDA)	5
16/17 Contracted orthodontic activity (UOA)	0
Carry forward orthodontic activity (UOA)	0
Baseline contract value	£14,446.77

ACCESS*

Patients seen in 24 months	Total	Change since previous quarter
Quarter ending December 2015	352	
Quarter ending March 2016	349	→
Quarter ending June 2016	349	→
Quarter ending September 2016	340	↓
Quarter ending December 2016	333	↓
Variance since December 2015	(5.4%)	↓



ACTIVITY



Month	Adjusted Scheduled Activity (UDA)	
	2016	2017
April	0	35
May	76	70
June	105	118
July	143	181
August	167	209
September	244	271
October	274	290
November	356	364
December	435	393
January	483	
February	556	
March	587	
April	640	
May	640	
June	640	

QUALITY

	Quantity	Base Number	Contract	AT	Region	England
% of FP17s for the same patient ID Re-attending within 3 months - Children	8	246	3.3%	12.0%	11.9%	12.4%
% of FP17s for the same patient ID Re-attending within 3 months - Adults	9	120	7.5%	15.6%	16.5%	16.6%
% of FP17s for the same patient ID Re-attending between 3 & 9 months - Children	191	246	77.6%	57.2%	60.2%	57.5%
% of FP17s for the same patient ID Re-attending between 3 & 9 months - Adults	73	120	60.8%	48.8%	52.0%	50.4%
% of FP17s for Band 1 Urgent Courses	12	327	3.7%	9.6%	9.5%	9.1%
% of FP17s Relating to Free Repair or Replacements	0	327	0.0%	0.8%	0.7%	0.8%
% of FP17s Relating to Continuations	1	327	0.3%	0.9%	1.2%	1.3%
% of Patients satisfied with the dentistry they have received	2	2	N/A	93.5%	92.9%	92.7%
% of Patients satisfied with the time they had to wait for an appointment	2	2	N/A	90.4%	88.8%	88.8%

* This is based on patients treated on this contract for their most recent course of treatment. Figures in italics indicate the base number of FP17s or Patient Questionnaire responses are less than 100. N/A is shown where the base number of responses is less than 10 during the period. % is calculated as Quantity/Base number*100

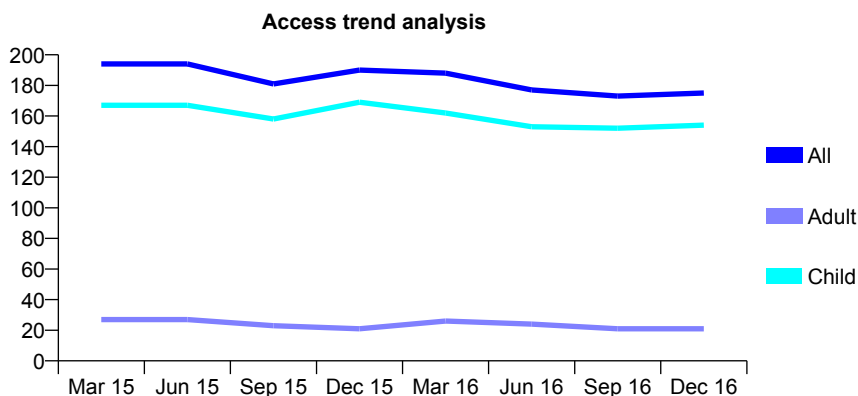
Q69 - Vital Signs At a Glance Contract Report for 762199/0001 - December 2016

Name or company name	MR F MOTTACKI
Contract type name	GDS Contract
Purpose of contract	General
Contract start date	01/04/2006
Contract end date	

16/17 Contracted general activity (UDA)	358
Carry forward general activity (UDA)	0
16/17 Contracted orthodontic activity (UOA)	0
Carry forward orthodontic activity (UOA)	0
Baseline contract value	£8,586.52

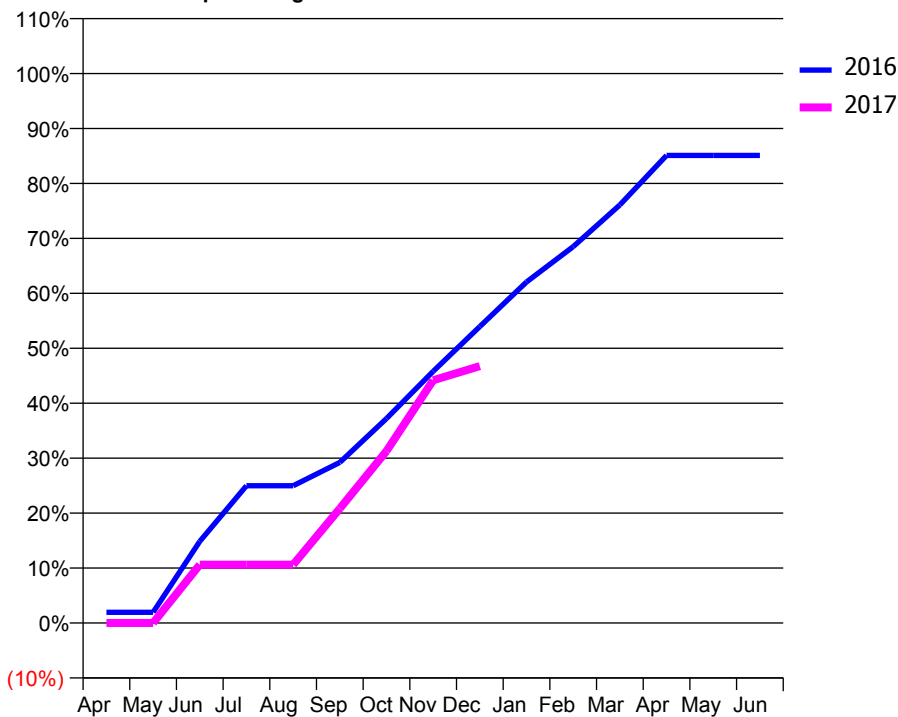
ACCESS*

Patients seen in 24 months	Total	Change since previous quarter
Quarter ending December 2015	190	
Quarter ending March 2016	188	↓
Quarter ending June 2016	177	↓
Quarter ending September 2016	173	↓
Quarter ending December 2016	175	→
Variance since December 2015	(7.9%)	↓



ACTIVITY

Cumulative percentage of contracted UDA delivered 2016 & 2017



Month	Adjusted Scheduled Activity (UDA)	
	2016	2017
April	7	0
May	7	0
June	53	38
July	89	38
August	89	38
September	105	75
October	133	112
November	164	158
December	193	167
January	222	
February	245	
March	272	
April	305	
May	305	
June	305	

QUALITY

	Quantity	Base Number	Contract	AT	Region	England
% of FP17s for the same patient ID Re-attending within 3 months - Children	5	104	4.8%	12.0%	11.9%	12.4%
% of FP17s for the same patient ID Re-attending within 3 months - Adults	0	6	0.0%	15.6%	16.5%	16.6%
% of FP17s for the same patient ID Re-attending between 3 & 9 months - Children	46	104	44.2%	57.2%	60.2%	57.5%
% of FP17s for the same patient ID Re-attending between 3 & 9 months - Adults	0	6	0.0%	48.8%	52.0%	50.4%
% of FP17s for Band 1 Urgent Courses	7	95	7.4%	9.6%	9.5%	9.1%
% of FP17s Relating to Free Repair or Replacements	0	95	0.0%	0.8%	0.7%	0.8%
% of FP17s Relating to Continuations	0	95	0.0%	0.9%	1.2%	1.3%
% of Patients satisfied with the dentistry they have received	0	0	N/A	93.5%	92.9%	92.7%
% of Patients satisfied with the time they had to wait for an appointment	0	0	N/A	90.4%	88.8%	88.8%

* This is based on patients treated on this contract for their most recent course of treatment. Figures in italics indicate the base number of FP17s or Patient Questionnaire responses are less than 100. N/A is shown where the base number of responses is less than 10 during the period. % is calculated as Quantity/Base number*100

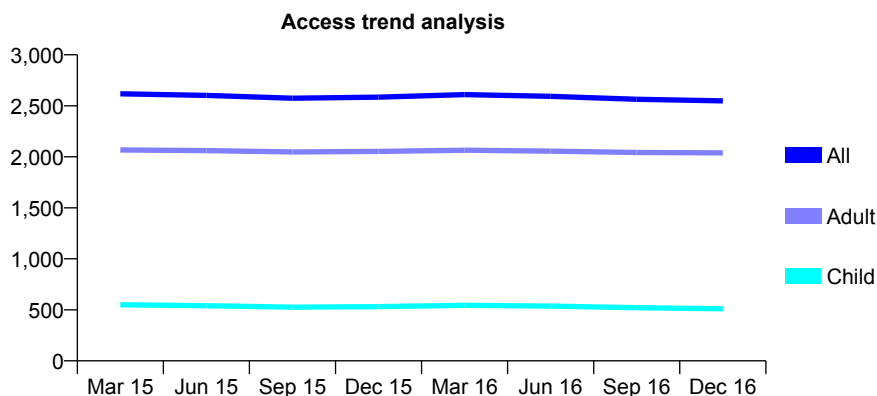
Q69 - Vital Signs At a Glance Contract Report for 762717/0001 - December 2016

Name or company name	MR R PATEL
Contract type name	GDS Contract
Purpose of contract	General
Contract start date	01/04/2007
Contract end date	

16/17 Contracted general activity (UDA)	7,599
Carry forward general activity (UDA)	0
16/17 Contracted orthodontic activity (UOA)	0
Carry forward orthodontic activity (UOA)	0
Baseline contract value	£165,541.62

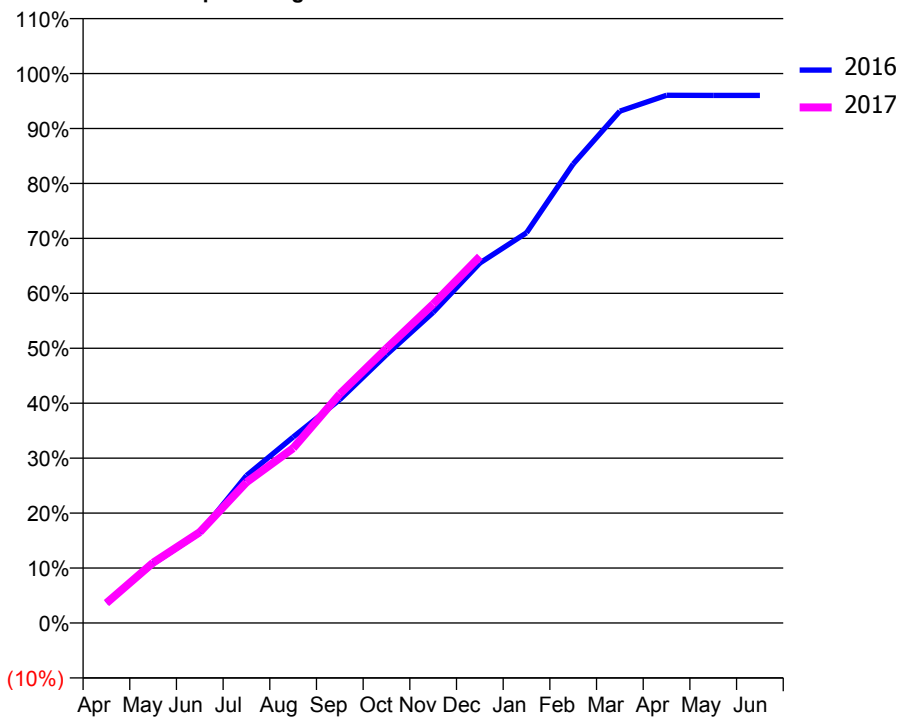
ACCESS*

Patients seen in 24 months	Total	Change since previous quarter
Quarter ending December 2015	2,585	
Quarter ending March 2016	2,610	→
Quarter ending June 2016	2,593	→
Quarter ending September 2016	2,564	↓
Quarter ending December 2016	2,549	→
Variance since December 2015	(1.4%)	↓



ACTIVITY

Cumulative percentage of contracted UDA delivered 2016 & 2017



Month	Adjusted Scheduled Activity (UDA)	
	2016	2017
April	285	276
May	839	835
June	1,275	1,257
July	2,087	1,946
August	2,632	2,416
September	3,163	3,168
October	3,798	3,799
November	4,396	4,410
December	5,095	5,068
January	5,523	
February	6,498	
March	7,244	
April	7,469	
May	7,468	
June	7,468	

QUALITY

	Quantity	Base Number	Contract	AT	Region	England
% of FP17s for the same patient ID Re-attending within 3 months - Children	42	600	7.0%	12.0%	11.9%	12.4%
% of FP17s for the same patient ID Re-attending within 3 months - Adults	329	2,532	13.0%	15.6%	16.5%	16.6%
% of FP17s for the same patient ID Re-attending between 3 & 9 months - Children	394	600	65.7%	57.2%	60.2%	57.5%
% of FP17s for the same patient ID Re-attending between 3 & 9 months - Adults	1,702	2,532	67.2%	48.8%	52.0%	50.4%
% of FP17s for Band 1 Urgent Courses	184	3,024	6.1%	9.6%	9.5%	9.1%
% of FP17s Relating to Free Repair or Replacements	30	3,024	1.0%	0.8%	0.7%	0.8%
% of FP17s Relating to Continuations	26	3,024	0.9%	0.9%	1.2%	1.3%
% of Patients satisfied with the dentistry they have received	6	7	N/A	93.5%	92.9%	92.7%
% of Patients satisfied with the time they had to wait for an appointment	7	7	N/A	90.4%	88.8%	88.8%

* This is based on patients treated on this contract for their most recent course of treatment. Figures in italics indicate the base number of FP17s or Patient Questionnaire responses are less than 100. N/A is shown where the base number of responses is less than 10 during the period. % is calculated as Quantity/Base number*100

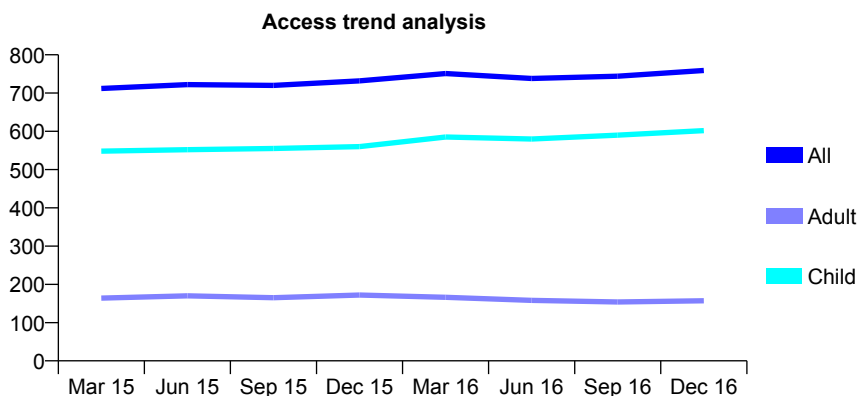
Q69 - Vital Signs At a Glance Contract Report for 766461/0002 - December 2016

Name or company name	MR J MURUGUPPILLAI
Contract type name	GDS Contract
Purpose of contract	General
Contract start date	30/07/2008
Contract end date	

16/17 Contracted general activity (UDA)	1,226
Carry forward general activity (UDA)	-22
16/17 Contracted orthodontic activity (UOA)	0
Carry forward orthodontic activity (UOA)	0
Baseline contract value	£26,368.74

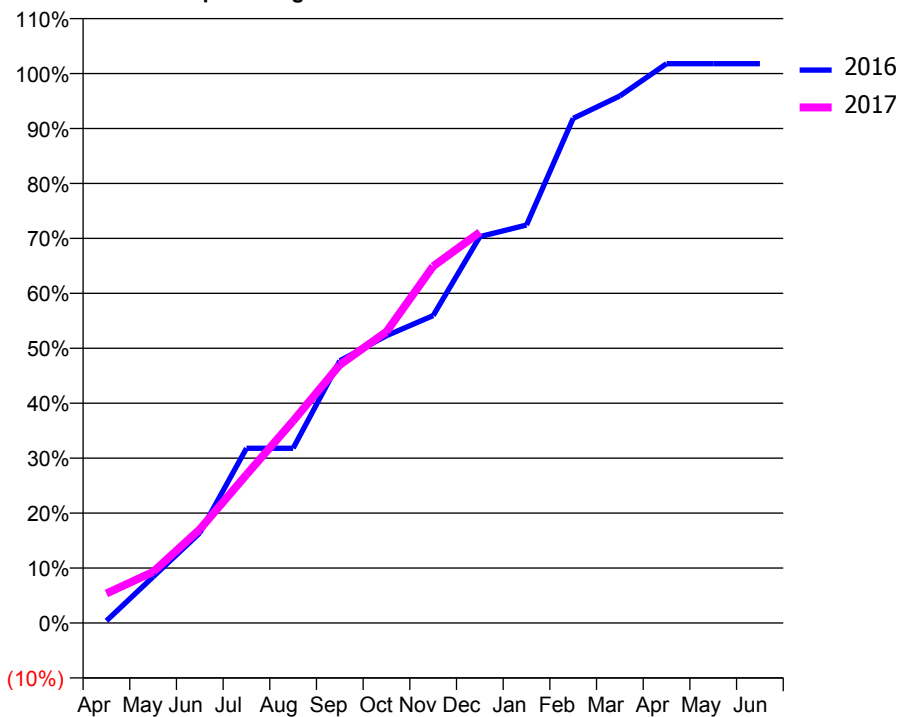
ACCESS*

Patients seen in 24 months	Total	Change since previous quarter
Quarter ending December 2015	732	
Quarter ending March 2016	751	↑
Quarter ending June 2016	738	↓
Quarter ending September 2016	744	→
Quarter ending December 2016	759	↑
Variance since December 2015	3.7%	↑



ACTIVITY

Cumulative percentage of contracted UDA delivered 2016 & 2017



Month	Adjusted Scheduled Activity (UDA)	
	2016	2017
April	5	66
May	103	114
June	201	209
July	390	331
August	390	451
September	585	576
October	641	650
November	686	796
December	862	872
January	888	
February	1,126	
March	1,176	
April	1,248	
May	1,248	
June	1,248	

QUALITY

	Quantity	Base Number	Contract	AT	Region	England
% of FP17s for the same patient ID Re-attending within 3 months - Children	15	665	2.3%	12.0%	11.9%	12.4%
% of FP17s for the same patient ID Re-attending within 3 months - Adults	4	100	4.0%	15.6%	16.5%	16.6%
% of FP17s for the same patient ID Re-attending between 3 & 9 months - Children	412	665	62.0%	57.2%	60.2%	57.5%
% of FP17s for the same patient ID Re-attending between 3 & 9 months - Adults	39	100	39.0%	48.8%	52.0%	50.4%
% of FP17s for Band 1 Urgent Courses	0	709	0.0%	9.6%	9.5%	9.1%
% of FP17s Relating to Free Repair or Replacements	0	709	0.0%	0.8%	0.7%	0.8%
% of FP17s Relating to Continuations	0	709	0.0%	0.9%	1.2%	1.3%
% of Patients satisfied with the dentistry they have received	0	0	N/A	93.5%	92.9%	92.7%
% of Patients satisfied with the time they had to wait for an appointment	0	0	N/A	90.4%	88.8%	88.8%

* This is based on patients treated on this contract for their most recent course of treatment. Figures in italics indicate the base number of FP17s or Patient Questionnaire responses are less than 100. N/A is shown where the base number of responses is less than 10 during the period. % is calculated as Quantity/Base number*100

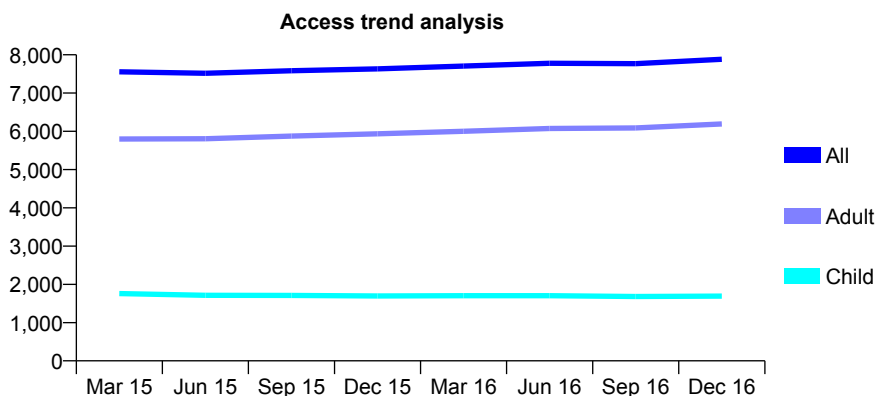
Q69 - Vital Signs At a Glance Contract Report for 767670/0001 - December 2016

Name or company name	MRS K DOULGERIDOU-KOSTOPOULOU
Contract type name	GDS Contract
Purpose of contract	General
Contract start date	01/04/2006
Contract end date	

16/17 Contracted general activity (UDA)	24,000
Carry forward general activity (UDA)	756
16/17 Contracted orthodontic activity (UOA)	0
Carry forward orthodontic activity (UOA)	0
Baseline contract value	£519,114.05

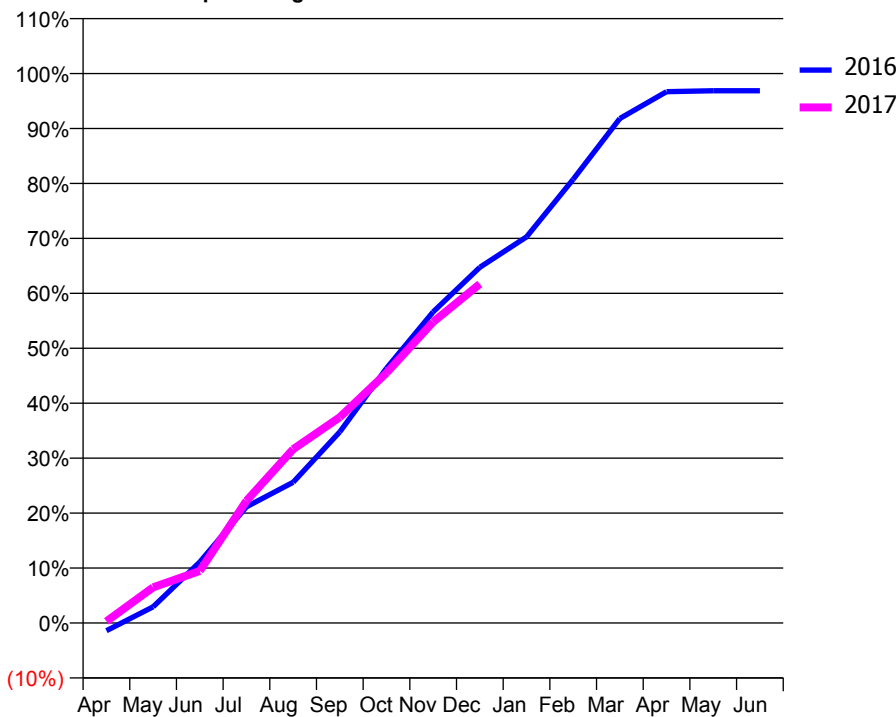
ACCESS*

Patients seen in 24 months	Total	Change since previous quarter
Quarter ending December 2015	7,633	
Quarter ending March 2016	7,706	→
Quarter ending June 2016	7,778	→
Quarter ending September 2016	7,768	→
Quarter ending December 2016	7,883	→
Variance since December 2015	3.3%	↑



ACTIVITY

Cumulative percentage of contracted UDA delivered 2016 & 2017



Month	Adjusted Scheduled Activity (UDA)	
	2016	2017
April	-339	72
May	710	1,558
June	2,665	2,274
July	5,076	5,341
August	6,149	7,593
September	8,352	8,989
October	11,128	10,925
November	13,588	13,150
December	15,538	14,808
January	16,862	
February	19,380	
March	22,038	
April	23,205	
May	23,244	
June	23,244	

QUALITY

	Quantity	Base Number	Contract	AT	Region	England
% of FP17s for the same patient ID Re-attending within 3 months - Children	93	1,814	5.1%	12.0%	11.9%	12.4%
% of FP17s for the same patient ID Re-attending within 3 months - Adults	831	6,180	13.4%	15.6%	16.5%	16.6%
% of FP17s for the same patient ID Re-attending between 3 & 9 months - Children	1,086	1,814	59.9%	57.2%	60.2%	57.5%
% of FP17s for the same patient ID Re-attending between 3 & 9 months - Adults	3,281	6,180	53.1%	48.8%	52.0%	50.4%
% of FP17s for Band 1 Urgent Courses	164	7,501	2.2%	9.6%	9.5%	9.1%
% of FP17s Relating to Free Repair or Replacements	59	7,501	0.8%	0.8%	0.7%	0.8%
% of FP17s Relating to Continuations	138	7,501	1.8%	0.9%	1.2%	1.3%
% of Patients satisfied with the dentistry they have received	12	16	75.0%	93.5%	92.9%	92.7%
% of Patients satisfied with the time they had to wait for an appointment	16	16	100.0%	90.4%	88.8%	88.8%

* This is based on patients treated on this contract for their most recent course of treatment. Figures in italics indicate the base number of FP17s or Patient Questionnaire responses are less than 100. N/A is shown where the base number of responses is less than 10 during the period. % is calculated as Quantity/Base number*100

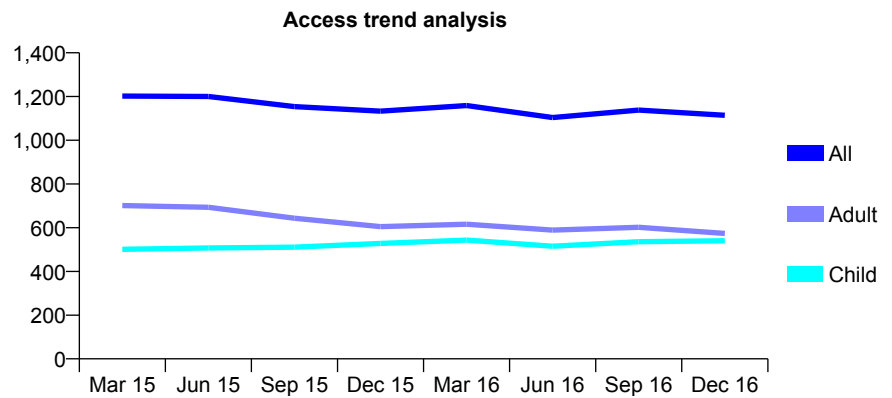
Q69 - Vital Signs At a Glance Contract Report for 768405/0001 - December 2016

Name or company name	MR H SANDHU
Contract type name	GDS Contract
Purpose of contract	General
Contract start date	01/04/2006
Contract end date	

16/17 Contracted general activity (UDA)	3,000
Carry forward general activity (UDA)	0
16/17 Contracted orthodontic activity (UOA)	0
Carry forward orthodontic activity (UOA)	0
Baseline contract value	£63,670.78

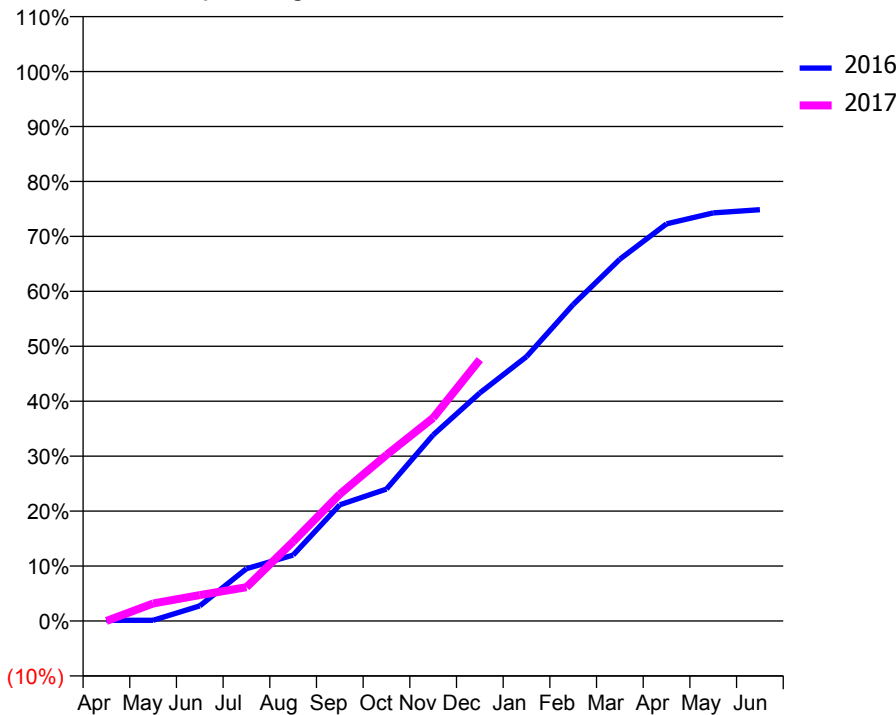
ACCESS*

Patients seen in 24 months	Total	Change since previous quarter
Quarter ending December 2015	1,133	
Quarter ending March 2016	1,159	↑
Quarter ending June 2016	1,104	↓
Quarter ending September 2016	1,138	↑
Quarter ending December 2016	1,114	↓
Variance since December 2015	(1.7%)	↓



ACTIVITY

Cumulative percentage of contracted UDA delivered 2016 & 2017



Month	Adjusted Scheduled Activity (UDA)	
	2016	2017
April	4	0
May	4	95
June	82	141
July	286	184
August	360	433
September	635	693
October	720	906
November	1,016	1,109
December	1,245	1,427
January	1,443	
February	1,728	
March	1,976	
April	2,169	
May	2,228	
June	2,246	

QUALITY

	Quantity	Base Number	Contract	AT	Region	England
% of FP17s for the same patient ID Re-attending within 3 months - Children	42	473	8.9%	12.0%	11.9%	12.4%
% of FP17s for the same patient ID Re-attending within 3 months - Adults	52	300	17.3%	15.6%	16.5%	16.6%
% of FP17s for the same patient ID Re-attending between 3 & 9 months - Children	188	473	39.7%	57.2%	60.2%	57.5%
% of FP17s for the same patient ID Re-attending between 3 & 9 months - Adults	75	300	25.0%	48.8%	52.0%	50.4%
% of FP17s for Band 1 Urgent Courses	67	669	10.0%	9.6%	9.5%	9.1%
% of FP17s Relating to Free Repair or Replacements	2	669	0.3%	0.8%	0.7%	0.8%
% of FP17s Relating to Continuations	7	669	1.0%	0.9%	1.2%	1.3%
% of Patients satisfied with the dentistry they have received	1	1	N/A	93.5%	92.9%	92.7%
% of Patients satisfied with the time they had to wait for an appointment	1	1	N/A	90.4%	88.8%	88.8%

* This is based on patients treated on this contract for their most recent course of treatment. Figures in italics indicate the base number of FP17s or Patient Questionnaire responses are less than 100. N/A is shown where the base number of responses is less than 10 during the period. % is calculated as Quantity/Base number*100

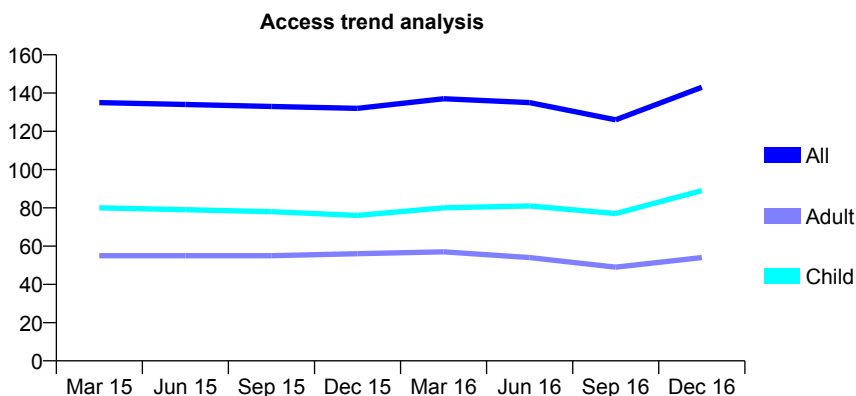
Q69 - Vital Signs At a Glance Contract Report for 768618/0001 - December 2016

Name or company name	MR PS NAGI
Contract type name	GDS Contract
Purpose of contract	General
Contract start date	05/02/2008
Contract end date	

16/17 Contracted general activity (UDA)	270
Carry forward general activity (UDA)	0
16/17 Contracted orthodontic activity (UOA)	0
Carry forward orthodontic activity (UOA)	0
Baseline contract value	£6,385.07

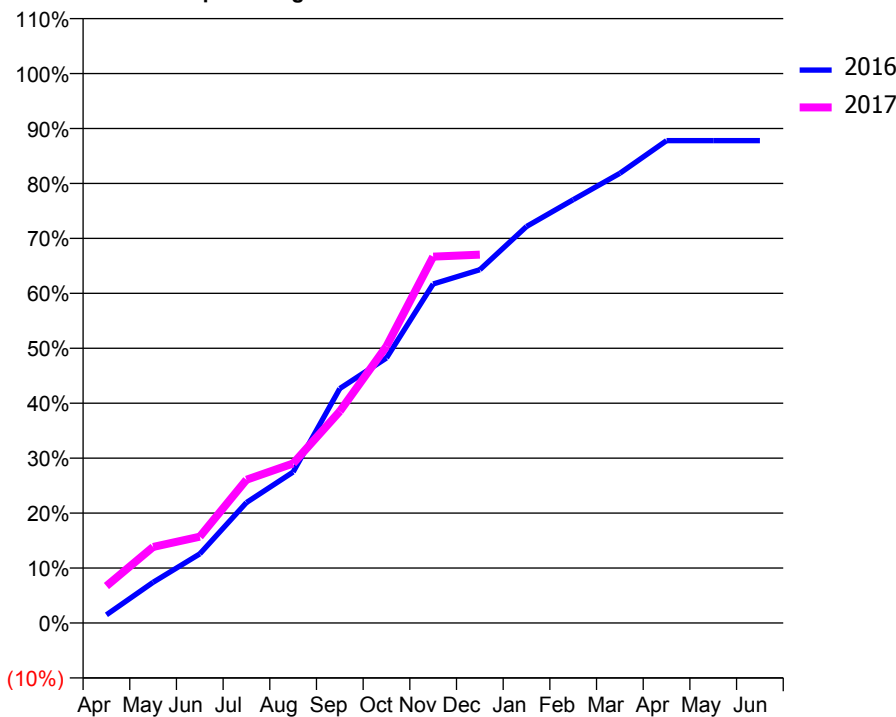
ACCESS*

Patients seen in 24 months	Total	Change since previous quarter
Quarter ending December 2015	132	
Quarter ending March 2016	137	↑
Quarter ending June 2016	135	↓
Quarter ending September 2016	126	↓
Quarter ending December 2016	143	↑
Variance since December 2015	8.3%	↑



ACTIVITY

Cumulative percentage of contracted UDA delivered 2016 & 2017



Adjusted Scheduled Activity (UDA)

Month	2016	2017
April	4	18
May	20	37
June	34	42
July	59	70
August	74	78
September	115	104
October	130	136
November	167	180
December	174	181
January	195	
February	208	
March	221	
April	237	
May	237	
June	237	

QUALITY

	Quantity	Base Number	Contract	AT	Region	England
% of FP17s for the same patient ID Re-attending within 3 months - Children	7	89	7.9%	12.0%	11.9%	12.4%
% of FP17s for the same patient ID Re-attending within 3 months - Adults	1	36	2.8%	15.6%	16.5%	16.6%
% of FP17s for the same patient ID Re-attending between 3 & 9 months - Children	40	89	44.9%	57.2%	60.2%	57.5%
% of FP17s for the same patient ID Re-attending between 3 & 9 months - Adults	15	36	41.7%	48.8%	52.0%	50.4%
% of FP17s for Band 1 Urgent Courses	5	115	4.3%	9.6%	9.5%	9.1%
% of FP17s Relating to Free Repair or Replacements	0	115	0.0%	0.8%	0.7%	0.8%
% of FP17s Relating to Continuations	0	115	0.0%	0.9%	1.2%	1.3%
% of Patients satisfied with the dentistry they have received	0	0	N/A	93.5%	92.9%	92.7%
% of Patients satisfied with the time they had to wait for an appointment	0	0	N/A	90.4%	88.8%	88.8%

* This is based on patients treated on this contract for their most recent course of treatment. Figures in italics indicate the base number of FP17s or Patient Questionnaire responses are less than 100. N/A is shown where the base number of responses is less than 10 during the period. % is calculated as Quantity/Base number*100

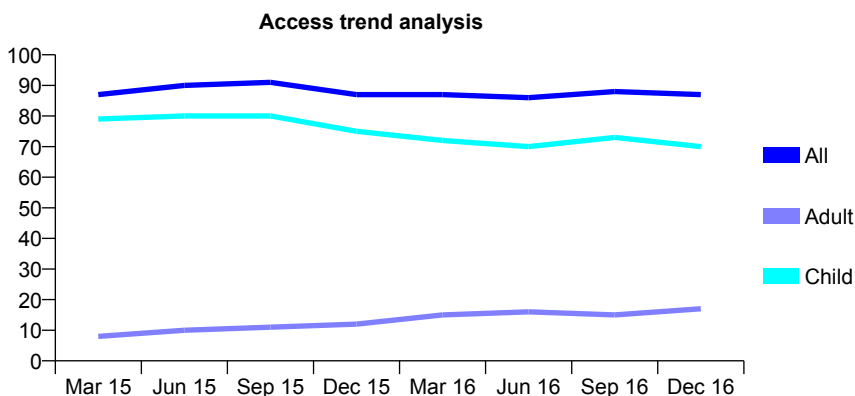
Q69 - Vital Signs At a Glance Contract Report for 768766/0001 - December 2016

Name or company name	MR S PATEL
Contract type name	GDS Contract
Purpose of contract	General
Contract start date	01/07/2006
Contract end date	

16/17 Contracted general activity (UDA)	190
Carry forward general activity (UDA)	0
16/17 Contracted orthodontic activity (UOA)	0
Carry forward orthodontic activity (UOA)	0
Baseline contract value	£4,492.43

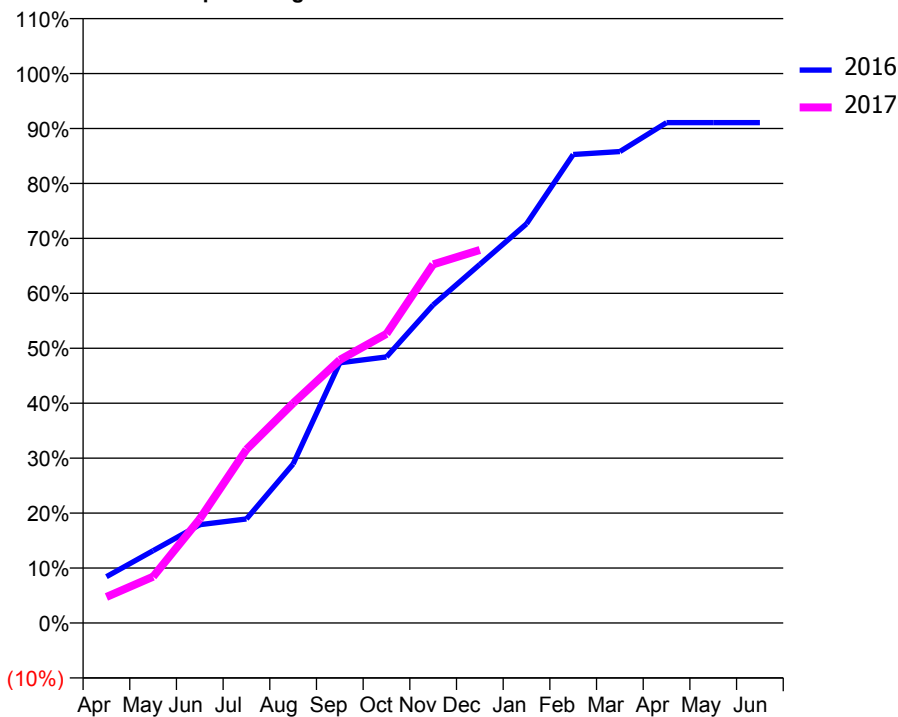
ACCESS*

Patients seen in 24 months	Total	Change since previous quarter
Quarter ending December 2015	87	
Quarter ending March 2016	87	→
Quarter ending June 2016	86	↓
Quarter ending September 2016	88	↑
Quarter ending December 2016	87	↓
Variance since December 2015	0.0%	→



ACTIVITY

Cumulative percentage of contracted UDA delivered 2016 & 2017



Month	Adjusted Scheduled Activity (UDA)	
	2016	2017
April	16	9
May	25	16
June	34	36
July	36	60
August	55	76
September	90	91
October	92	100
November	110	124
December	124	129
January	138	
February	162	
March	163	
April	173	
May	173	
June	173	

QUALITY

	Quantity	Base Number	Contract	AT	Region	England
% of FP17s for the same patient ID Re-attending within 3 months - Children	6	93	6.5%	12.0%	11.9%	12.4%
% of FP17s for the same patient ID Re-attending within 3 months - Adults	0	7	0.0%	15.6%	16.5%	16.6%
% of FP17s for the same patient ID Re-attending between 3 & 9 months - Children	49	93	52.7%	57.2%	60.2%	57.5%
% of FP17s for the same patient ID Re-attending between 3 & 9 months - Adults	5	7	71.4%	48.8%	52.0%	50.4%
% of FP17s for Band 1 Urgent Courses	0	89	0.0%	9.6%	9.5%	9.1%
% of FP17s Relating to Free Repair or Replacements	0	89	0.0%	0.8%	0.7%	0.8%
% of FP17s Relating to Continuations	0	89	0.0%	0.9%	1.2%	1.3%
% of Patients satisfied with the dentistry they have received	0	0	N/A	93.5%	92.9%	92.7%
% of Patients satisfied with the time they had to wait for an appointment	0	0	N/A	90.4%	88.8%	88.8%

* This is based on patients treated on this contract for their most recent course of treatment. Figures in italics indicate the base number of FP17s or Patient Questionnaire responses are less than 100. N/A is shown where the base number of responses is less than 10 during the period. % is calculated as Quantity/Base number*100

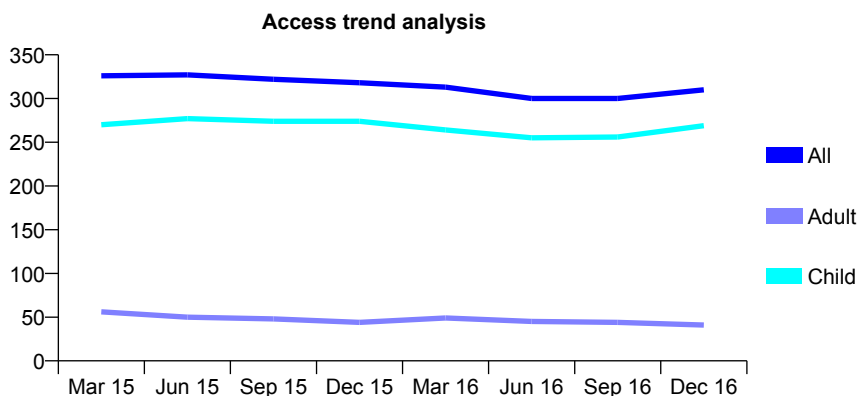
Q69 - Vital Signs At a Glance Contract Report for 772909/0001 - December 2016

Name or company name	MR JS JUGDEV
Contract type name	GDS Contract
Purpose of contract	General
Contract start date	01/02/2008
Contract end date	

16/17 Contracted general activity (UDA)	649
Carry forward general activity (UDA)	25
16/17 Contracted orthodontic activity (UOA)	0
Carry forward orthodontic activity (UOA)	0
Baseline contract value	£15,148.84

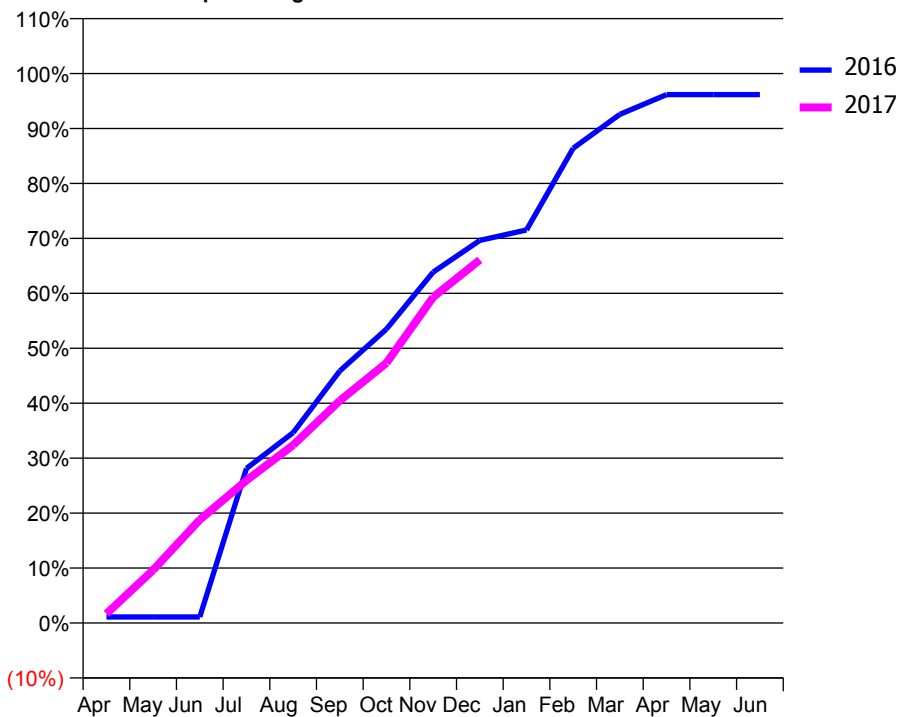
ACCESS*

Patients seen in 24 months	Total	Change since previous quarter
Quarter ending December 2015	318	
Quarter ending March 2016	313	↓
Quarter ending June 2016	300	↓
Quarter ending September 2016	300	→
Quarter ending December 2016	310	↑
Variance since December 2015	(2.5%)	↓



ACTIVITY

Cumulative percentage of contracted UDA delivered 2016 & 2017



Month	Adjusted Scheduled Activity (UDA)	
	2016	2017
April	7	11
May	7	63
June	7	122
July	183	168
August	225	210
September	298	263
October	347	307
November	414	385
December	452	429
January	464	
February	561	
March	601	
April	624	
May	624	
June	624	

QUALITY

	Quantity	Base Number	Contract	AT	Region	England
% of FP17s for the same patient ID Re-attending within 3 months - Children	26	338	7.7%	12.0%	11.9%	12.4%
% of FP17s for the same patient ID Re-attending within 3 months - Adults	0	21	0.0%	15.6%	16.5%	16.6%
% of FP17s for the same patient ID Re-attending between 3 & 9 months - Children	246	338	72.8%	57.2%	60.2%	57.5%
% of FP17s for the same patient ID Re-attending between 3 & 9 months - Adults	17	21	81.0%	48.8%	52.0%	50.4%
% of FP17s for Band 1 Urgent Courses	20	342	5.8%	9.6%	9.5%	9.1%
% of FP17s Relating to Free Repair or Replacements	0	342	0.0%	0.8%	0.7%	0.8%
% of FP17s Relating to Continuations	0	342	0.0%	0.9%	1.2%	1.3%
% of Patients satisfied with the dentistry they have received	0	0	N/A	93.5%	92.9%	92.7%
% of Patients satisfied with the time they had to wait for an appointment	0	0	N/A	90.4%	88.8%	88.8%

* This is based on patients treated on this contract for their most recent course of treatment. Figures in italics indicate the base number of FP17s or Patient Questionnaire responses are less than 100. N/A is shown where the base number of responses is less than 10 during the period. % is calculated as Quantity/Base number*100

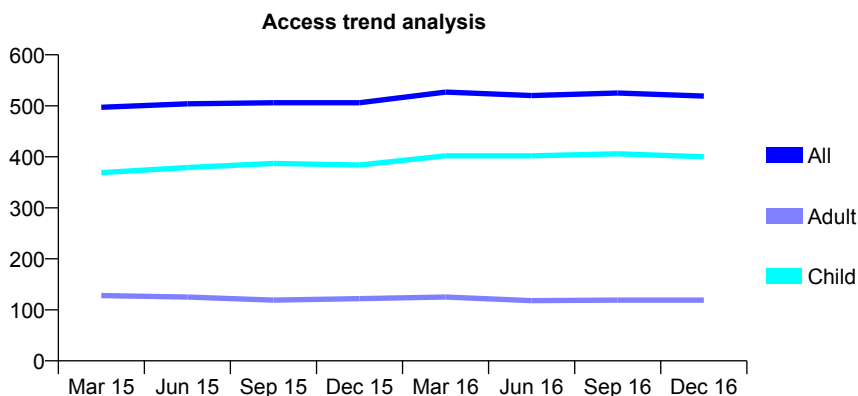
Q69 - Vital Signs At a Glance Contract Report for 783463/0001 - December 2016

Name or company name	MR SP DAHLMAN
Contract type name	GDS Contract
Purpose of contract	General
Contract start date	01/04/2006
Contract end date	

16/17 Contracted general activity (UDA)	700
Carry forward general activity (UDA)	-14
16/17 Contracted orthodontic activity (UOA)	0
Carry forward orthodontic activity (UOA)	0
Baseline contract value	£16,551.04

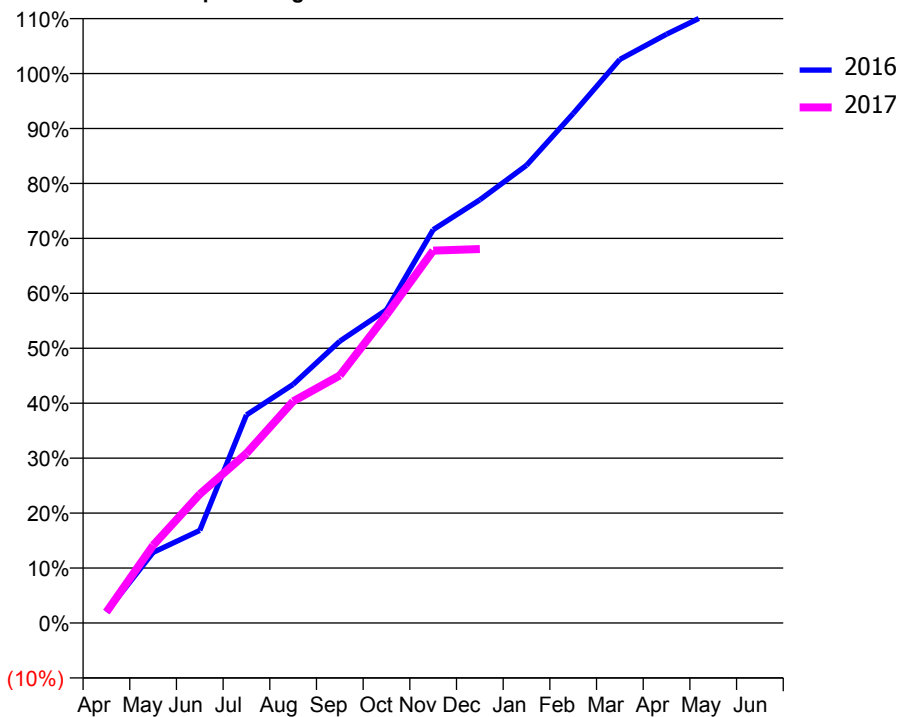
ACCESS*

Patients seen in 24 months	Total	Change since previous quarter
Quarter ending December 2015	506	
Quarter ending March 2016	527	↑
Quarter ending June 2016	520	↓
Quarter ending September 2016	525	→
Quarter ending December 2016	519	↓
Variance since December 2015	2.6%	↑



ACTIVITY

Cumulative percentage of contracted UDA delivered 2016 & 2017



Month	Adjusted Scheduled Activity (UDA)	
	2016	2017
April	14	14
May	90	99
June	118	164
July	265	216
August	304	282
September	359	315
October	399	392
November	501	474
December	539	476
January	583	
February	649	
March	718	
April	750	
May	779	
June	779	

QUALITY

	Quantity	Base Number	Contract	AT	Region	England
% of FP17s for the same patient ID Re-attending within 3 months - Children	7	358	2.0%	12.0%	11.9%	12.4%
% of FP17s for the same patient ID Re-attending within 3 months - Adults	5	53	9.4%	15.6%	16.5%	16.6%
% of FP17s for the same patient ID Re-attending between 3 & 9 months - Children	177	358	49.4%	57.2%	60.2%	57.5%
% of FP17s for the same patient ID Re-attending between 3 & 9 months - Adults	9	53	17.0%	48.8%	52.0%	50.4%
% of FP17s for Band 1 Urgent Courses	2	360	0.6%	9.6%	9.5%	9.1%
% of FP17s Relating to Free Repair or Replacements	2	360	0.6%	0.8%	0.7%	0.8%
% of FP17s Relating to Continuations	2	360	0.6%	0.9%	1.2%	1.3%
% of Patients satisfied with the dentistry they have received	0	1	N/A	93.5%	92.9%	92.7%
% of Patients satisfied with the time they had to wait for an appointment	1	1	N/A	90.4%	88.8%	88.8%

* This is based on patients treated on this contract for their most recent course of treatment. Figures in italics indicate the base number of FP17s or Patient Questionnaire responses are less than 100. N/A is shown where the base number of responses is less than 10 during the period. % is calculated as Quantity/Base number*100

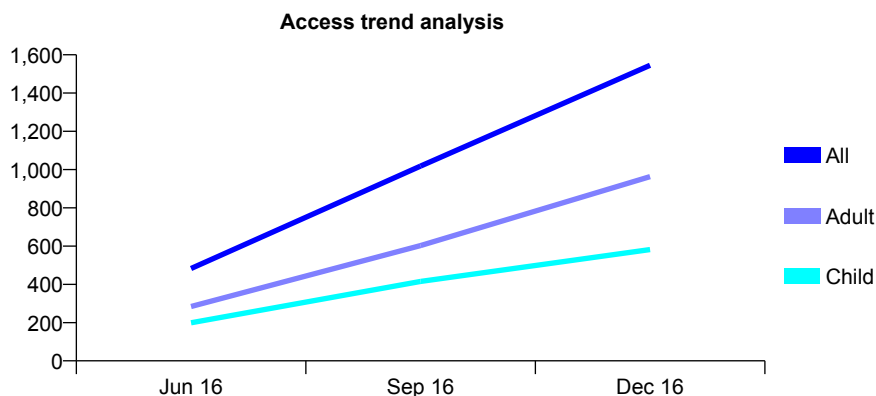
Q69 - Vital Signs At a Glance Contract Report for 788236/0001 - December 2016

Name or company name	MR N SHAH
Contract type name	GDS Contract
Purpose of contract	General
Contract start date	01/11/2015
Contract end date	

16/17 Contracted general activity (UDA)	6,219
Carry forward general activity (UDA)	-127
16/17 Contracted orthodontic activity (UOA)	0
Carry forward orthodontic activity (UOA)	0
Baseline contract value	£135,339.28

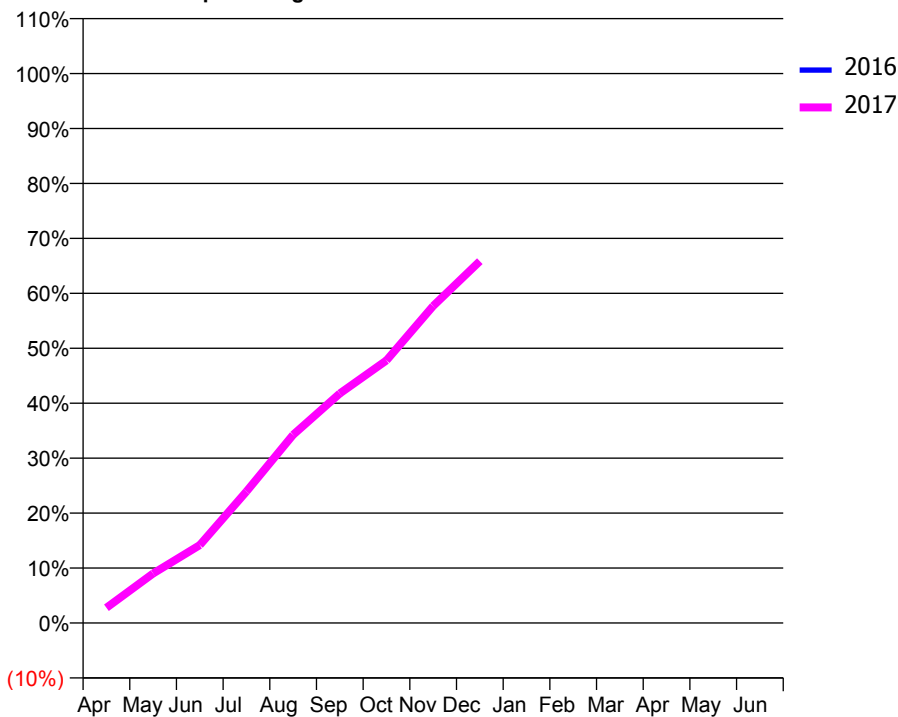
ACCESS*

Patients seen in 24 months	Total	Change since previous quarter
Quarter ending December 2015	0	
Quarter ending March 2016	0	
Quarter ending June 2016	483	↑
Quarter ending September 2016	1,018	↑
Quarter ending December 2016	1,545	↑
Variance since December 2015	N/A	



ACTIVITY

Cumulative percentage of contracted UDA delivered 2016 & 2017



Month	Adjusted Scheduled Activity (UDA)	
	2016	2017
April	0	173
May	0	560
June	0	882
July	0	1,489
August	0	2,130
September	0	2,599
October	0	2,972
November	0	3,588
December	0	4,095
January	0	
February	0	
March	0	
April	0	
May	0	
June	0	

QUALITY

	Quantity	Base Number	Contract	AT	Region	England
% of FP17s for the same patient ID Re-attending within 3 months - Children	71	760	9.3%	12.0%	11.9%	12.4%
% of FP17s for the same patient ID Re-attending within 3 months - Adults	217	1,324	16.4%	15.6%	16.5%	16.6%
% of FP17s for the same patient ID Re-attending between 3 & 9 months - Children	90	760	11.8%	57.2%	60.2%	57.5%
% of FP17s for the same patient ID Re-attending between 3 & 9 months - Adults	107	1,324	8.1%	48.8%	52.0%	50.4%
% of FP17s for Band 1 Urgent Courses	368	2,084	17.7%	9.6%	9.5%	9.1%
% of FP17s Relating to Free Repair or Replacements	4	2,084	0.2%	0.8%	0.7%	0.8%
% of FP17s Relating to Continuations	3	2,084	0.1%	0.9%	1.2%	1.3%
% of Patients satisfied with the dentistry they have received	2	3	N/A	93.5%	92.9%	92.7%
% of Patients satisfied with the time they had to wait for an appointment	2	3	N/A	90.4%	88.8%	88.8%

* This is based on patients treated on this contract for their most recent course of treatment. Figures in italics indicate the base number of FP17s or Patient Questionnaire responses are less than 100. N/A is shown where the base number of responses is less than 10 during the period. % is calculated as Quantity/Base number*100

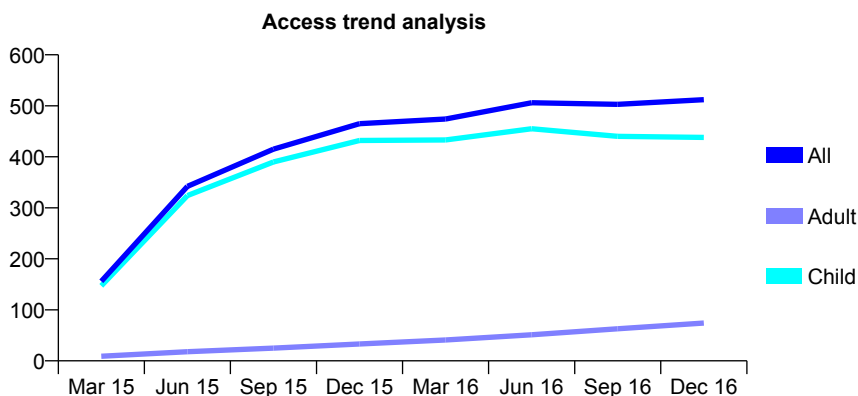
Q69 - Vital Signs At a Glance Contract Report for 789224/0001 - December 2016

Name or company name	MR SM MUGHAL
Contract type name	GDS Contract
Purpose of contract	General
Contract start date	01/01/2015
Contract end date	

16/17 Contracted general activity (UDA)	986
Carry forward general activity (UDA)	-20
16/17 Contracted orthodontic activity (UOA)	0
Carry forward orthodontic activity (UOA)	0
Baseline contract value	£21,357.14

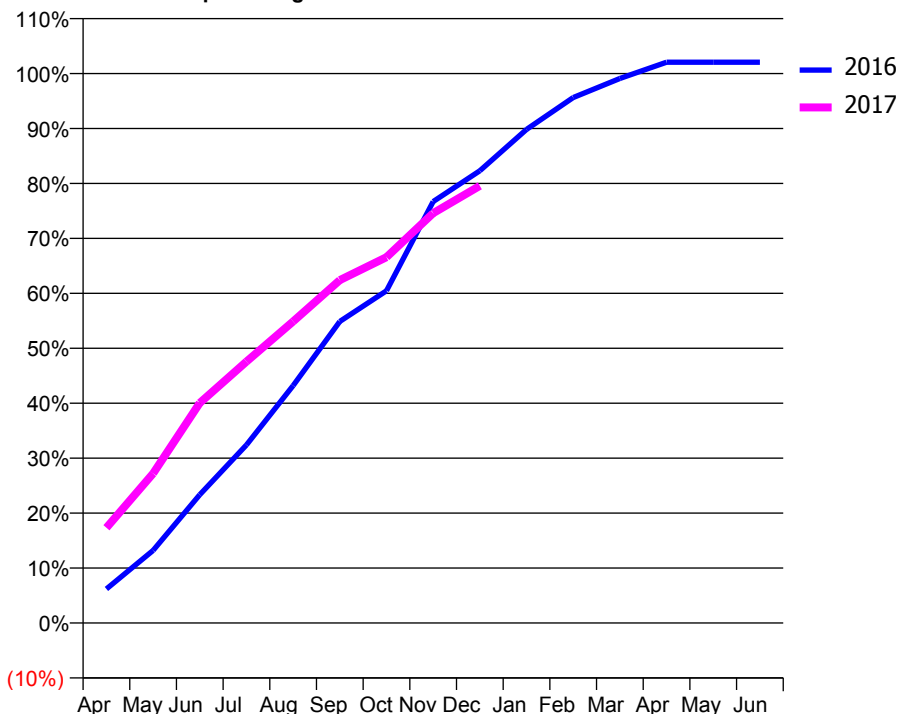
ACCESS*

Patients seen in 24 months	Total	Change since previous quarter
Quarter ending December 2015	465	
Quarter ending March 2016	474	→
Quarter ending June 2016	506	↑
Quarter ending September 2016	503	→
Quarter ending December 2016	512	→
Variance since December 2015	10.1%	↑



ACTIVITY

Cumulative percentage of contracted UDA delivered 2016 & 2017



Month	Adjusted Scheduled Activity (UDA)	
	2016	2017
April	61	171
May	130	268
June	230	395
July	320	469
August	426	541
September	541	615
October	596	656
November	756	735
December	811	784
January	886	
February	943	
March	977	
April	1,006	
May	1,006	
June	1,006	

QUALITY

	Quantity	Base Number	Contract	AT	Region	England
% of FP17s for the same patient ID Re-attending within 3 months - Children	37	592	6.3%	12.0%	11.9%	12.4%
% of FP17s for the same patient ID Re-attending within 3 months - Adults	1	24	4.2%	15.6%	16.5%	16.6%
% of FP17s for the same patient ID Re-attending between 3 & 9 months - Children	384	592	64.9%	57.2%	60.2%	57.5%
% of FP17s for the same patient ID Re-attending between 3 & 9 months - Adults	18	24	75.0%	48.8%	52.0%	50.4%
% of FP17s for Band 1 Urgent Courses	7	593	1.2%	9.6%	9.5%	9.1%
% of FP17s Relating to Free Repair or Replacements	0	593	0.0%	0.8%	0.7%	0.8%
% of FP17s Relating to Continuations	0	593	0.0%	0.9%	1.2%	1.3%
% of Patients satisfied with the dentistry they have received	1	1	N/A	93.5%	92.9%	92.7%
% of Patients satisfied with the time they had to wait for an appointment	0	1	N/A	90.4%	88.8%	88.8%

* This is based on patients treated on this contract for their most recent course of treatment. Figures in italics indicate the base number of FP17s or Patient Questionnaire responses are less than 100. N/A is shown where the base number of responses is less than 10 during the period. % is calculated as Quantity/Base number*100

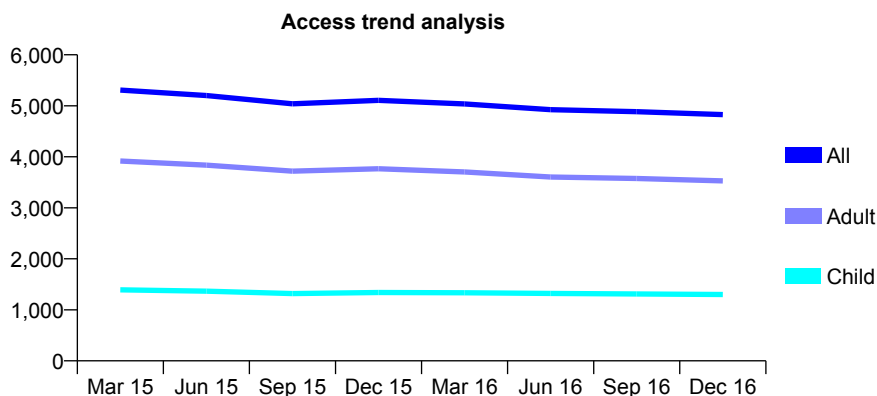
Q69 - Vital Signs At a Glance Contract Report for 789429/0001 - December 2016

Name or company name	MRS A SIDHU
Contract type name	GDS Contract
Purpose of contract	General
Contract start date	01/06/2009
Contract end date	

16/17 Contracted general activity (UDA)	14,000
Carry forward general activity (UDA)	-293
16/17 Contracted orthodontic activity (UOA)	0
Carry forward orthodontic activity (UOA)	0
Baseline contract value	£346,778.99

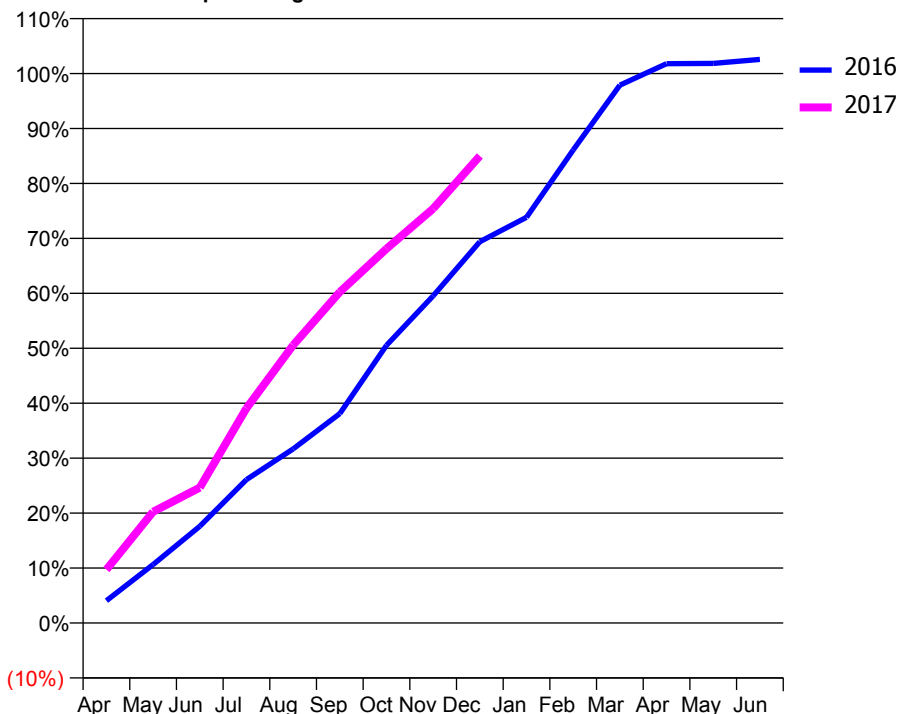
ACCESS*

Patients seen in 24 months	Total	Change since previous quarter
Quarter ending December 2015	5,106	
Quarter ending March 2016	5,037	↓
Quarter ending June 2016	4,925	↓
Quarter ending September 2016	4,886	→
Quarter ending December 2016	4,828	↓
Variance since December 2015	(5.4%)	↓



ACTIVITY

Cumulative percentage of contracted UDA delivered 2016 & 2017



Adjusted Scheduled Activity (UDA)

Month	2016	2017
April	595	1,362
May	1,558	2,835
June	2,579	3,450
July	3,825	5,470
August	4,644	7,079
September	5,587	8,435
October	7,407	9,536
November	8,728	10,557
December	10,172	11,901
January	10,821	
February	12,619	
March	14,348	
April	14,919	
May	14,926	
June	15,033	

QUALITY

	Quantity	Base Number	Contract	AT	Region	England
% of FP17s for the same patient ID Re-attending within 3 months - Children	128	1,386	9.2%	12.0%	11.9%	12.4%
% of FP17s for the same patient ID Re-attending within 3 months - Adults	510	3,061	16.7%	15.6%	16.5%	16.6%
% of FP17s for the same patient ID Re-attending between 3 & 9 months - Children	674	1,386	48.6%	57.2%	60.2%	57.5%
% of FP17s for the same patient ID Re-attending between 3 & 9 months - Adults	1,298	3,061	42.4%	48.8%	52.0%	50.4%
% of FP17s for Band 1 Urgent Courses	363	4,197	8.6%	9.6%	9.5%	9.1%
% of FP17s Relating to Free Repair or Replacements	54	4,197	1.3%	0.8%	0.7%	0.8%
% of FP17s Relating to Continuations	150	4,197	3.6%	0.9%	1.2%	1.3%
% of Patients satisfied with the dentistry they have received	11	12	91.7%	93.5%	92.9%	92.7%
% of Patients satisfied with the time they had to wait for an appointment	10	12	83.3%	90.4%	88.8%	88.8%

* This is based on patients treated on this contract for their most recent course of treatment. Figures in italics indicate the base number of FP17s or Patient Questionnaire responses are less than 100. N/A is shown where the base number of responses is less than 10 during the period. % is calculated as Quantity/Base number*100

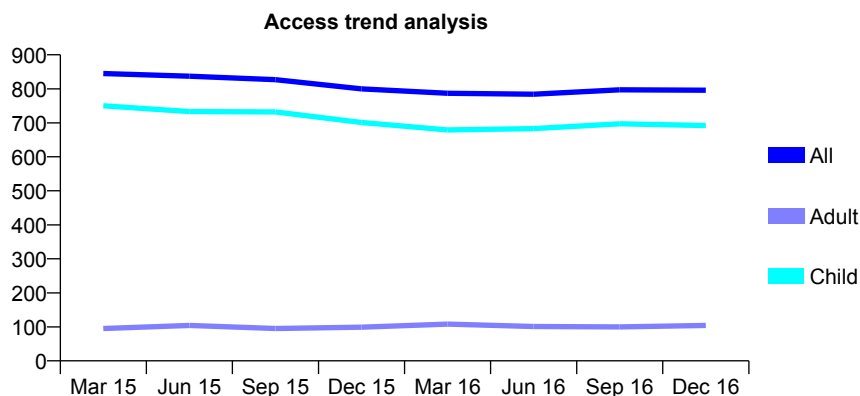
Q69 - Vital Signs At a Glance Contract Report for 810282/0001 - December 2016

Name or company name	MR CJ MORRELL
Contract type name	GDS Contract
Purpose of contract	General
Contract start date	01/04/2006
Contract end date	

16/17 Contracted general activity (UDA)	1,100
Carry forward general activity (UDA)	0
16/17 Contracted orthodontic activity (UOA)	0
Carry forward orthodontic activity (UOA)	0
Baseline contract value	£21,291.44

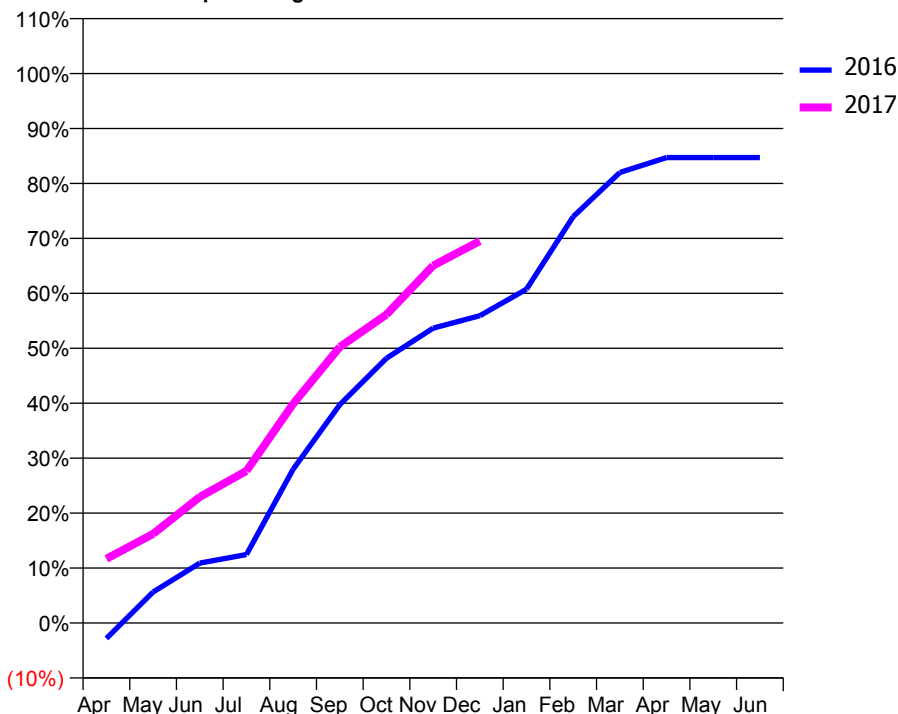
ACCESS*

Patients seen in 24 months	Total	Change since previous quarter
Quarter ending December 2015	800	
Quarter ending March 2016	787	↓
Quarter ending June 2016	784	→
Quarter ending September 2016	797	→
Quarter ending December 2016	796	→
Variance since December 2015	(0.5%)	→



ACTIVITY

Cumulative percentage of contracted UDA delivered 2016 & 2017



Month	Adjusted Scheduled Activity (UDA)	
	2016	2017
April	-31	128
May	62	178
June	120	252
July	137	304
August	308	439
September	437	553
October	530	618
November	590	716
December	615	765
January	668	
February	814	
March	902	
April	932	
May	932	
June	932	

QUALITY

	Quantity	Base Number	Contract	AT	Region	England
% of FP17s for the same patient ID Re-attending within 3 months - Children	45	761	5.9%	12.0%	11.9%	12.4%
% of FP17s for the same patient ID Re-attending within 3 months - Adults	1	34	2.9%	15.6%	16.5%	16.6%
% of FP17s for the same patient ID Re-attending between 3 & 9 months - Children	364	761	47.8%	57.2%	60.2%	57.5%
% of FP17s for the same patient ID Re-attending between 3 & 9 months - Adults	18	34	52.9%	48.8%	52.0%	50.4%
% of FP17s for Band 1 Urgent Courses	3	644	0.5%	9.6%	9.5%	9.1%
% of FP17s Relating to Free Repair or Replacements	0	644	0.0%	0.8%	0.7%	0.8%
% of FP17s Relating to Continuations	0	644	0.0%	0.9%	1.2%	1.3%
% of Patients satisfied with the dentistry they have received	1	1	N/A	93.5%	92.9%	92.7%
% of Patients satisfied with the time they had to wait for an appointment	1	1	N/A	90.4%	88.8%	88.8%

* This is based on patients treated on this contract for their most recent course of treatment. Figures in italics indicate the base number of FP17s or Patient Questionnaire responses are less than 100. N/A is shown where the base number of responses is less than 10 during the period. % is calculated as Quantity/Base number*100

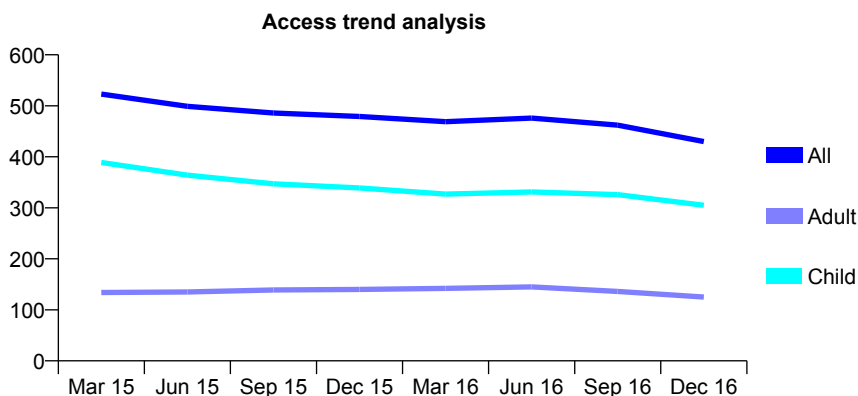
Q69 - Vital Signs At a Glance Contract Report for 811769/0001 - December 2016

Name or company name	MR PP BRODIE
Contract type name	GDS Contract
Purpose of contract	General
Contract start date	01/04/2006
Contract end date	

16/17 Contracted general activity (UDA)	1,500
Carry forward general activity (UDA)	0
16/17 Contracted orthodontic activity (UOA)	0
Carry forward orthodontic activity (UOA)	0
Baseline contract value	£35,467.27

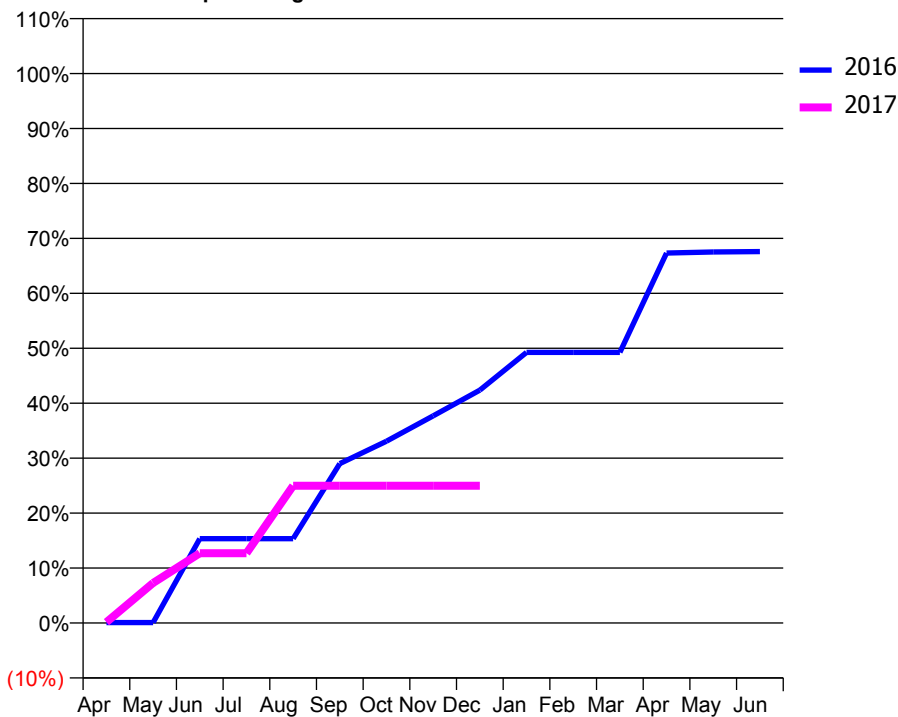
ACCESS*

Patients seen in 24 months	Total	Change since previous quarter
Quarter ending December 2015	479	
Quarter ending March 2016	469	↓
Quarter ending June 2016	476	→
Quarter ending September 2016	462	↓
Quarter ending December 2016	430	↓
Variance since December 2015	(10.2%)	↓



ACTIVITY

Cumulative percentage of contracted UDA delivered 2016 & 2017



Adjusted Scheduled Activity (UDA)		
Month	2016	2017
April	1	2
May	1	109
June	230	190
July	230	190
August	230	375
September	435	375
October	496	375
November	566	375
December	636	375
January	739	
February	739	
March	739	
April	1,010	
May	1,013	
June	1,014	

QUALITY

	Quantity	Base Number	Contract	AT	Region	England
% of FP17s for the same patient ID Re-attending within 3 months - Children	19	367	5.2%	12.0%	11.9%	12.4%
% of FP17s for the same patient ID Re-attending within 3 months - Adults	9	80	11.3%	15.6%	16.5%	16.6%
% of FP17s for the same patient ID Re-attending between 3 & 9 months - Children	268	367	73.0%	57.2%	60.2%	57.5%
% of FP17s for the same patient ID Re-attending between 3 & 9 months - Adults	55	80	68.8%	48.8%	52.0%	50.4%
% of FP17s for Band 1 Urgent Courses	4	268	1.5%	9.6%	9.5%	9.1%
% of FP17s Relating to Free Repair or Replacements	0	268	0.0%	0.8%	0.7%	0.8%
% of FP17s Relating to Continuations	0	268	0.0%	0.9%	1.2%	1.3%
% of Patients satisfied with the dentistry they have received	0	0	N/A	93.5%	92.9%	92.7%
% of Patients satisfied with the time they had to wait for an appointment	0	0	N/A	90.4%	88.8%	88.8%

* This is based on patients treated on this contract for their most recent course of treatment. Figures in italics indicate the base number of FP17s or Patient Questionnaire responses are less than 100. N/A is shown where the base number of responses is less than 10 during the period. % is calculated as Quantity/Base number*100

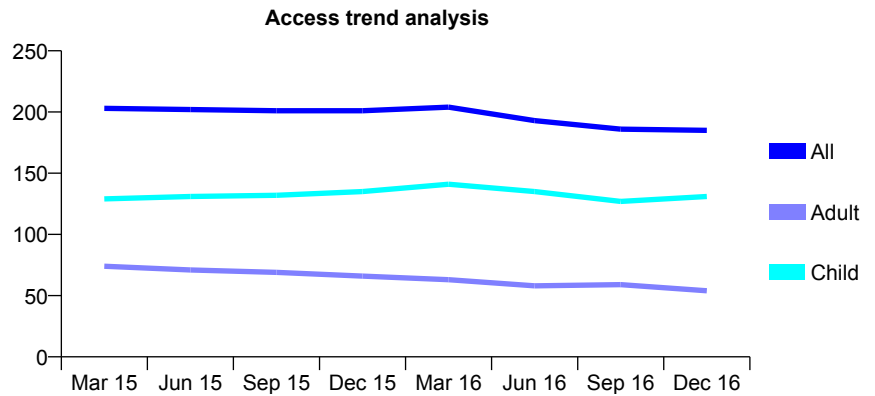
Q69 - Vital Signs At a Glance Contract Report for 812757/0001 - December 2016

Name or company name	MR C HURST
Contract type name	GDS Contract
Purpose of contract	General
Contract start date	01/04/2006
Contract end date	

16/17 Contracted general activity (UDA)	500
Carry forward general activity (UDA)	-2
16/17 Contracted orthodontic activity (UOA)	0
Carry forward orthodontic activity (UOA)	0
Baseline contract value	£11,819.09

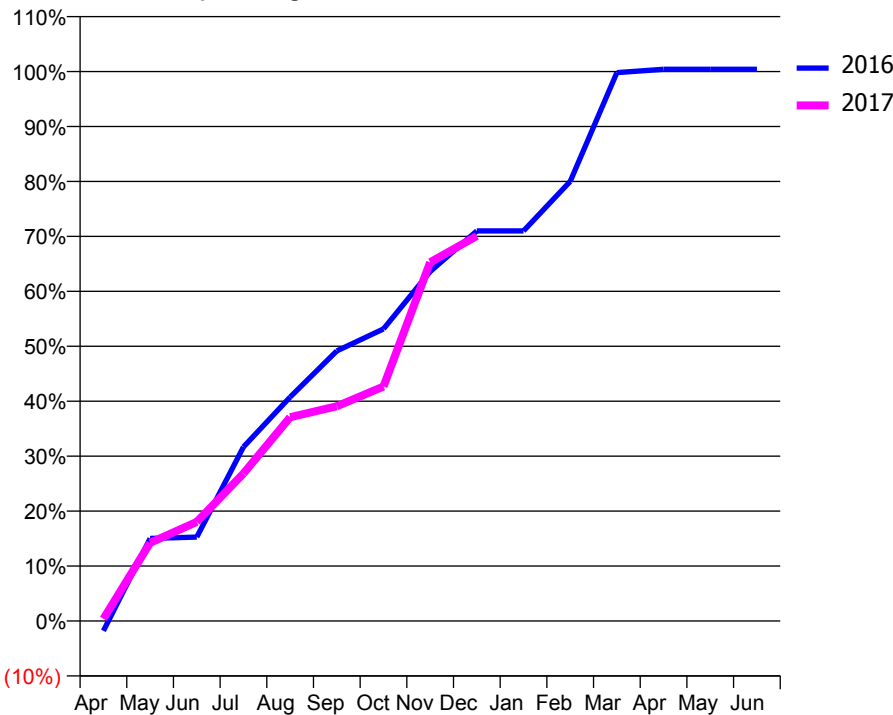
ACCESS*

Patients seen in 24 months	Total	Change since previous quarter
Quarter ending December 2015	201	
Quarter ending March 2016	204	→
Quarter ending June 2016	193	↓
Quarter ending September 2016	186	↓
Quarter ending December 2016	185	→
Variance since December 2015	(8.0%)	↓



ACTIVITY

Cumulative percentage of contracted UDA delivered 2016 & 2017



Month	Adjusted Scheduled Activity (UDA)	
	2016	2017
April	-9	2
May	75	71
June	76	90
July	158	134
August	204	185
September	246	195
October	266	213
November	318	326
December	355	350
January	355	
February	400	
March	499	
April	502	
May	502	
June	502	

QUALITY

	Quantity	Base Number	Contract	AT	Region	England
% of FP17s for the same patient ID Re-attending within 3 months - Children	9	143	6.3%	12.0%	11.9%	12.4%
% of FP17s for the same patient ID Re-attending within 3 months - Adults	25	52	48.1%	15.6%	16.5%	16.6%
% of FP17s for the same patient ID Re-attending between 3 & 9 months - Children	87	143	60.8%	57.2%	60.2%	57.5%
% of FP17s for the same patient ID Re-attending between 3 & 9 months - Adults	20	52	38.5%	48.8%	52.0%	50.4%
% of FP17s for Band 1 Urgent Courses	2	195	1.0%	9.6%	9.5%	9.1%
% of FP17s Relating to Free Repair or Replacements	0	195	0.0%	0.8%	0.7%	0.8%
% of FP17s Relating to Continuations	10	195	5.1%	0.9%	1.2%	1.3%
% of Patients satisfied with the dentistry they have received	0	0	N/A	93.5%	92.9%	92.7%
% of Patients satisfied with the time they had to wait for an appointment	0	0	N/A	90.4%	88.8%	88.8%

* This is based on patients treated on this contract for their most recent course of treatment. Figures in italics indicate the base number of FP17s or Patient Questionnaire responses are less than 100. N/A is shown where the base number of responses is less than 10 during the period. % is calculated as Quantity/Base number*100

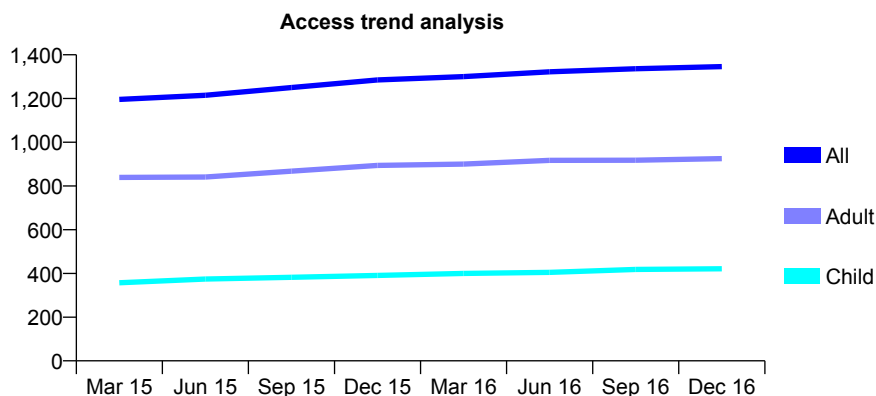
Q69 - Vital Signs At a Glance Contract Report for 814121/0001 - December 2016

Name or company name	MR JE BOULDING
Contract type name	GDS Contract
Purpose of contract	General
Contract start date	01/04/2006
Contract end date	

16/17 Contracted general activity (UDA)	3,910
Carry forward general activity (UDA)	-1
16/17 Contracted orthodontic activity (UOA)	0
Carry forward orthodontic activity (UOA)	0
Baseline contract value	£108,205.46

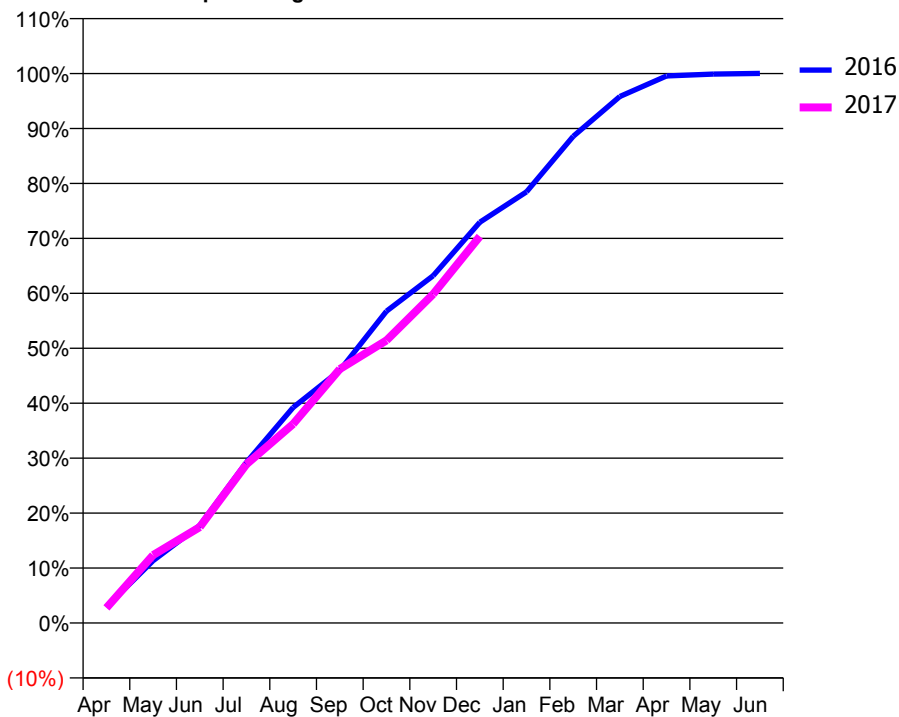
ACCESS*

Patients seen in 24 months	Total	Change since previous quarter
Quarter ending December 2015	1,285	
Quarter ending March 2016	1,300	→
Quarter ending June 2016	1,322	→
Quarter ending September 2016	1,336	→
Quarter ending December 2016	1,346	→
Variance since December 2015	4.7%	↑



ACTIVITY

Cumulative percentage of contracted UDA delivered 2016 & 2017



Month	Adjusted Scheduled Activity (UDA)	
	2016	2017
April	115	107
May	443	483
June	694	683
July	1,144	1,129
August	1,534	1,416
September	1,798	1,807
October	2,218	2,011
November	2,471	2,340
December	2,852	2,751
January	3,068	
February	3,463	
March	3,746	
April	3,893	
May	3,906	
June	3,911	

QUALITY

	Quantity	Base Number	Contract	AT	Region	England
% of FP17s for the same patient ID Re-attending within 3 months - Children	79	595	13.3%	12.0%	11.9%	12.4%
% of FP17s for the same patient ID Re-attending within 3 months - Adults	114	998	11.4%	15.6%	16.5%	16.6%
% of FP17s for the same patient ID Re-attending between 3 & 9 months - Children	386	595	64.9%	57.2%	60.2%	57.5%
% of FP17s for the same patient ID Re-attending between 3 & 9 months - Adults	616	998	61.7%	48.8%	52.0%	50.4%
% of FP17s for Band 1 Urgent Courses	99	1,492	6.6%	9.6%	9.5%	9.1%
% of FP17s Relating to Free Repair or Replacements	15	1,492	1.0%	0.8%	0.7%	0.8%
% of FP17s Relating to Continuations	10	1,492	0.7%	0.9%	1.2%	1.3%
% of Patients satisfied with the dentistry they have received	2	2	N/A	93.5%	92.9%	92.7%
% of Patients satisfied with the time they had to wait for an appointment	2	2	N/A	90.4%	88.8%	88.8%

* This is based on patients treated on this contract for their most recent course of treatment. Figures in italics indicate the base number of FP17s or Patient Questionnaire responses are less than 100. N/A is shown where the base number of responses is less than 10 during the period. % is calculated as Quantity/Base number*100

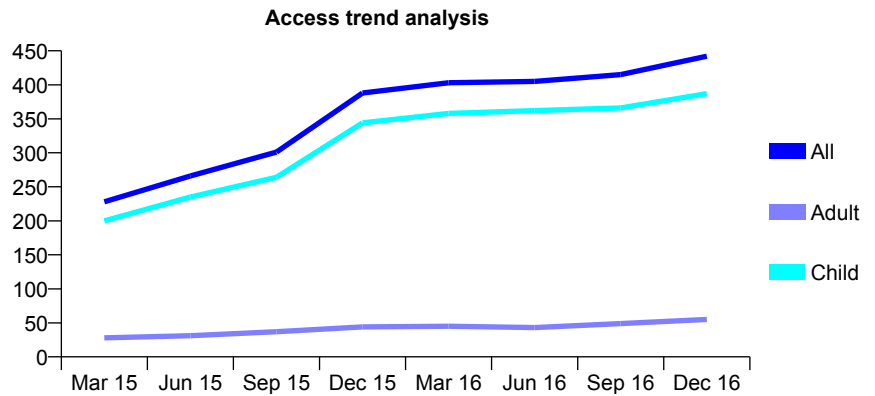
Q69 - Vital Signs At a Glance Contract Report for 815039/0001 - December 2016

Name or company name	MR PC BRASH
Contract type name	GDS Contract
Purpose of contract	General
Contract start date	01/04/2006
Contract end date	

16/17 Contracted general activity (UDA)	760
Carry forward general activity (UDA)	0
16/17 Contracted orthodontic activity (UOA)	0
Carry forward orthodontic activity (UOA)	0
Baseline contract value	£20,024.25

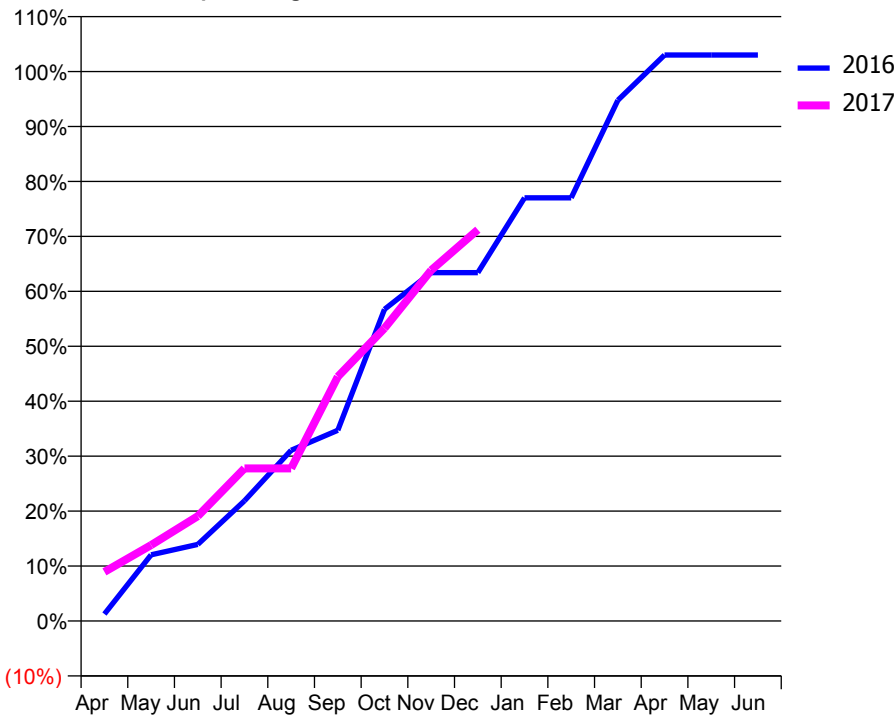
ACCESS*

Patients seen in 24 months	Total	Change since previous quarter
Quarter ending December 2015	388	
Quarter ending March 2016	403	↑
Quarter ending June 2016	405	→
Quarter ending September 2016	415	↑
Quarter ending December 2016	442	↑
Variance since December 2015	13.9%	↑



ACTIVITY

Cumulative percentage of contracted UDA delivered 2016 & 2017



Month	Adjusted Scheduled Activity (UDA)	
	2016	2017
April	8	68
May	76	105
June	88	145
July	138	211
August	196	211
September	219	338
October	358	405
November	400	485
December	400	541
January	486	
February	486	
March	598	
April	650	
May	650	
June	650	

QUALITY

	Quantity	Base Number	Contract	AT	Region	England
% of FP17s for the same patient ID Re-attending within 3 months - Children	22	397	5.5%	12.0%	11.9%	12.4%
% of FP17s for the same patient ID Re-attending within 3 months - Adults	3	24	12.5%	15.6%	16.5%	16.6%
% of FP17s for the same patient ID Re-attending between 3 & 9 months - Children	213	397	53.7%	57.2%	60.2%	57.5%
% of FP17s for the same patient ID Re-attending between 3 & 9 months - Adults	8	24	33.3%	48.8%	52.0%	50.4%
% of FP17s for Band 1 Urgent Courses	1	390	0.3%	9.6%	9.5%	9.1%
% of FP17s Relating to Free Repair or Replacements	1	390	0.3%	0.8%	0.7%	0.8%
% of FP17s Relating to Continuations	0	390	0.0%	0.9%	1.2%	1.3%
% of Patients satisfied with the dentistry they have received	0	0	N/A	93.5%	92.9%	92.7%
% of Patients satisfied with the time they had to wait for an appointment	0	0	N/A	90.4%	88.8%	88.8%

* This is based on patients treated on this contract for their most recent course of treatment. Figures in italics indicate the base number of FP17s or Patient Questionnaire responses are less than 100. N/A is shown where the base number of responses is less than 10 during the period. % is calculated as Quantity/Base number*100

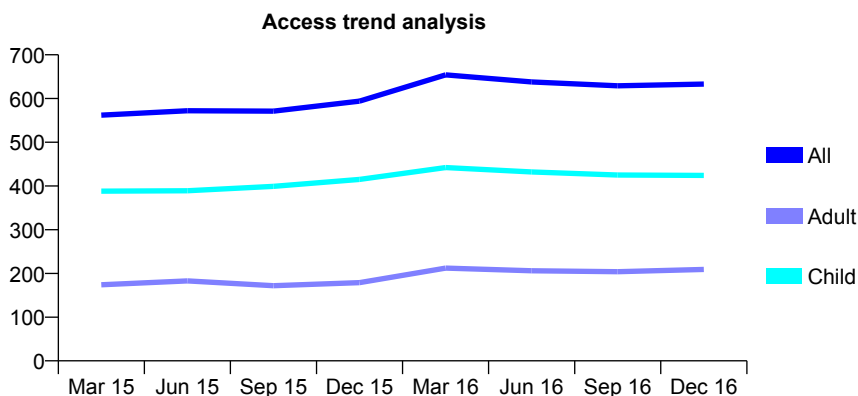
Q69 - Vital Signs At a Glance Contract Report for 815128/0001 - December 2016

Name or company name	MR S HANDA
Contract type name	GDS Contract
Purpose of contract	General
Contract start date	01/04/2006
Contract end date	

16/17 Contracted general activity (UDA)	1,712
Carry forward general activity (UDA)	-34
16/17 Contracted orthodontic activity (UOA)	0
Carry forward orthodontic activity (UOA)	0
Baseline contract value	£40,831.15

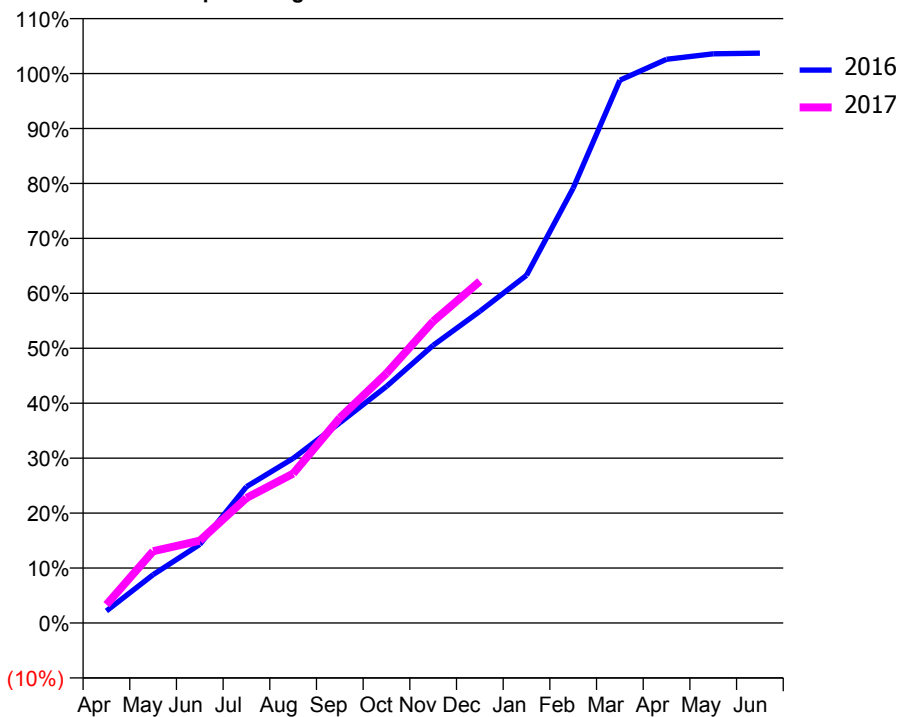
ACCESS*

Patients seen in 24 months	Total	Change since previous quarter
Quarter ending December 2015	594	
Quarter ending March 2016	654	↑
Quarter ending June 2016	638	↓
Quarter ending September 2016	629	↓
Quarter ending December 2016	633	→
Variance since December 2015	6.6%	↑



ACTIVITY

Cumulative percentage of contracted UDA delivered 2016 & 2017



Month	Adjusted Scheduled Activity (UDA)	
	2016	2017
April	38	57
May	150	224
June	245	257
July	425	390
August	513	466
September	624	639
October	737	778
November	865	940
December	971	1,065
January	1,083	
February	1,355	
March	1,691	
April	1,756	
May	1,773	
June	1,775	

QUALITY

	Quantity	Base Number	Contract	AT	Region	England
% of FP17s for the same patient ID Re-attending within 3 months - Children	24	313	7.7%	12.0%	11.9%	12.4%
% of FP17s for the same patient ID Re-attending within 3 months - Adults	52	155	33.5%	15.6%	16.5%	16.6%
% of FP17s for the same patient ID Re-attending between 3 & 9 months - Children	137	313	43.8%	57.2%	60.2%	57.5%
% of FP17s for the same patient ID Re-attending between 3 & 9 months - Adults	40	155	25.8%	48.8%	52.0%	50.4%
% of FP17s for Band 1 Urgent Courses	48	426	11.3%	9.6%	9.5%	9.1%
% of FP17s Relating to Free Repair or Replacements	1	426	0.2%	0.8%	0.7%	0.8%
% of FP17s Relating to Continuations	0	426	0.0%	0.9%	1.2%	1.3%
% of Patients satisfied with the dentistry they have received	2	2	N/A	93.5%	92.9%	92.7%
% of Patients satisfied with the time they had to wait for an appointment	2	2	N/A	90.4%	88.8%	88.8%

* This is based on patients treated on this contract for their most recent course of treatment. Figures in italics indicate the base number of FP17s or Patient Questionnaire responses are less than 100. N/A is shown where the base number of responses is less than 10 during the period. % is calculated as Quantity/Base number*100

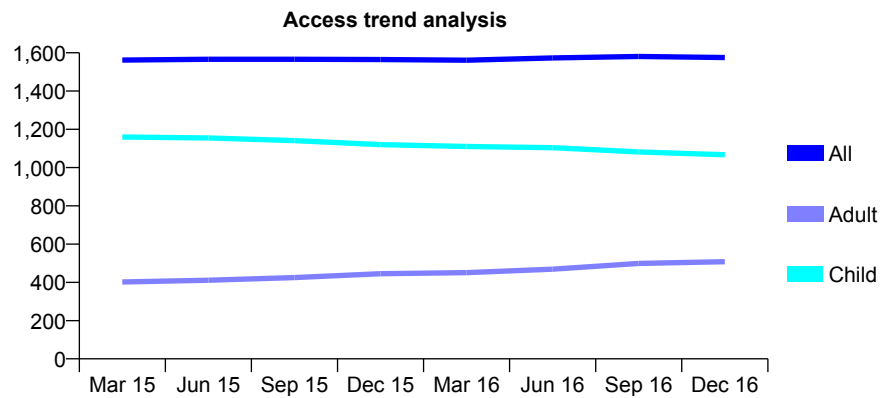
Q69 - Vital Signs At a Glance Contract Report for 820334/0001 - December 2016

Name or company name	MR A BABOOLAL
Contract type name	GDS Contract
Purpose of contract	General
Contract start date	01/04/2006
Contract end date	

16/17 Contracted general activity (UDA)	3,755
Carry forward general activity (UDA)	-38
16/17 Contracted orthodontic activity (UOA)	0
Carry forward orthodontic activity (UOA)	0
Baseline contract value	£88,598.43

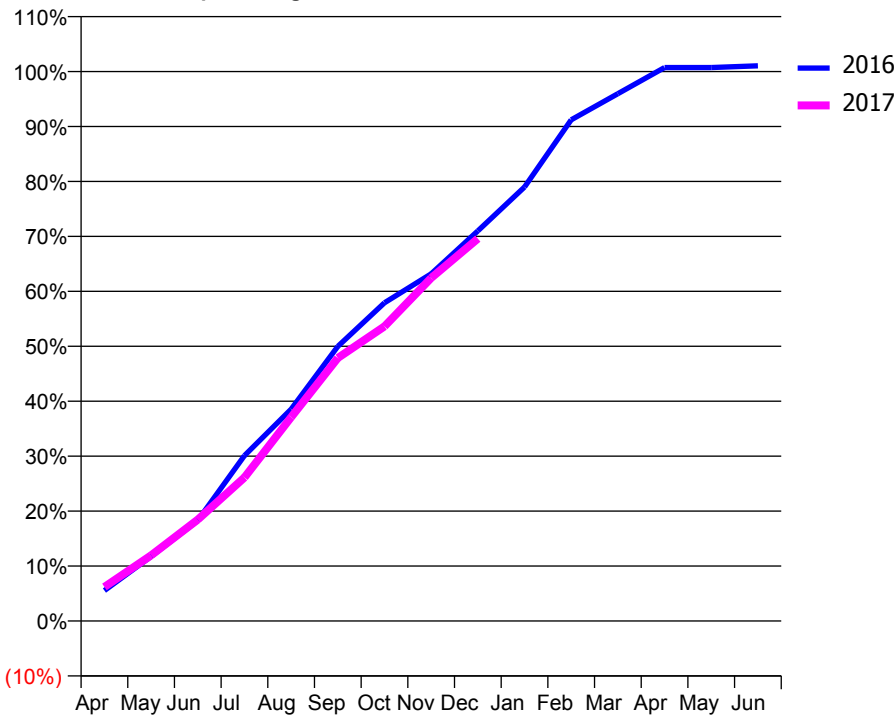
ACCESS*

Patients seen in 24 months	Total	Change since previous quarter
Quarter ending December 2015	1,565	
Quarter ending March 2016	1,561	→
Quarter ending June 2016	1,573	→
Quarter ending September 2016	1,581	→
Quarter ending December 2016	1,575	→
Variance since December 2015	0.6%	→



ACTIVITY

Cumulative percentage of contracted UDA delivered 2016 & 2017



Month	Adjusted Scheduled Activity (UDA)	
	2016	2017
April	208	233
May	442	449
June	688	693
July	1,130	981
August	1,448	1,393
September	1,877	1,798
October	2,175	2,013
November	2,373	2,344
December	2,665	2,613
January	2,966	
February	3,424	
March	3,603	
April	3,782	
May	3,782	
June	3,794	

QUALITY

	Quantity	Base Number	Contract	AT	Region	England
% of FP17s for the same patient ID Re-attending within 3 months - Children	94	1,407	6.7%	12.0%	11.9%	12.4%
% of FP17s for the same patient ID Re-attending within 3 months - Adults	33	433	7.6%	15.6%	16.5%	16.6%
% of FP17s for the same patient ID Re-attending between 3 & 9 months - Children	1,040	1,407	73.9%	57.2%	60.2%	57.5%
% of FP17s for the same patient ID Re-attending between 3 & 9 months - Adults	291	433	67.2%	48.8%	52.0%	50.4%
% of FP17s for Band 1 Urgent Courses	69	1,700	4.1%	9.6%	9.5%	9.1%
% of FP17s Relating to Free Repair or Replacements	0	1,700	0.0%	0.8%	0.7%	0.8%
% of FP17s Relating to Continuations	19	1,700	1.1%	0.9%	1.2%	1.3%
% of Patients satisfied with the dentistry they have received	1	1	N/A	93.5%	92.9%	92.7%
% of Patients satisfied with the time they had to wait for an appointment	1	1	N/A	90.4%	88.8%	88.8%

* This is based on patients treated on this contract for their most recent course of treatment. Figures in italics indicate the base number of FP17s or Patient Questionnaire responses are less than 100. N/A is shown where the base number of responses is less than 10 during the period. % is calculated as Quantity/Base number*100

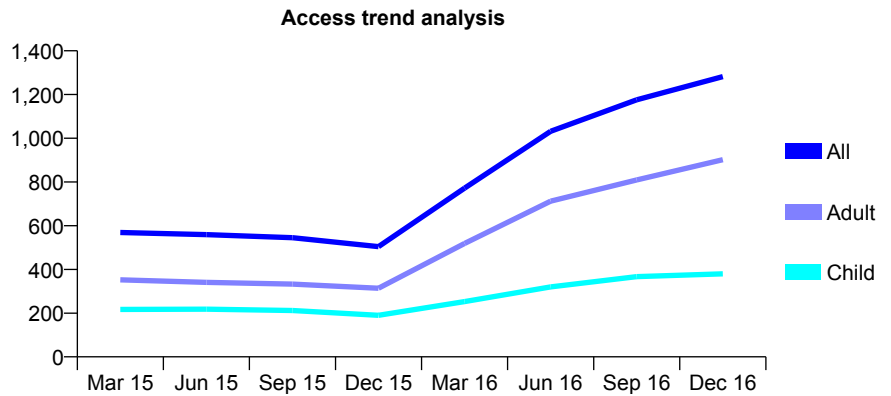
Q69 - Vital Signs At a Glance Contract Report for 826634/0001 - December 2016

Name or company name	MR G SNYMAN
Contract type name	PDS Contract
Purpose of contract	General
Contract start date	01/04/2006
Contract end date	31/03/2017

16/17 Contracted general activity (UDA)	7,134
Carry forward general activity (UDA)	-99
16/17 Contracted orthodontic activity (UOA)	0
Carry forward orthodontic activity (UOA)	0
Baseline contract value	£446,827.67

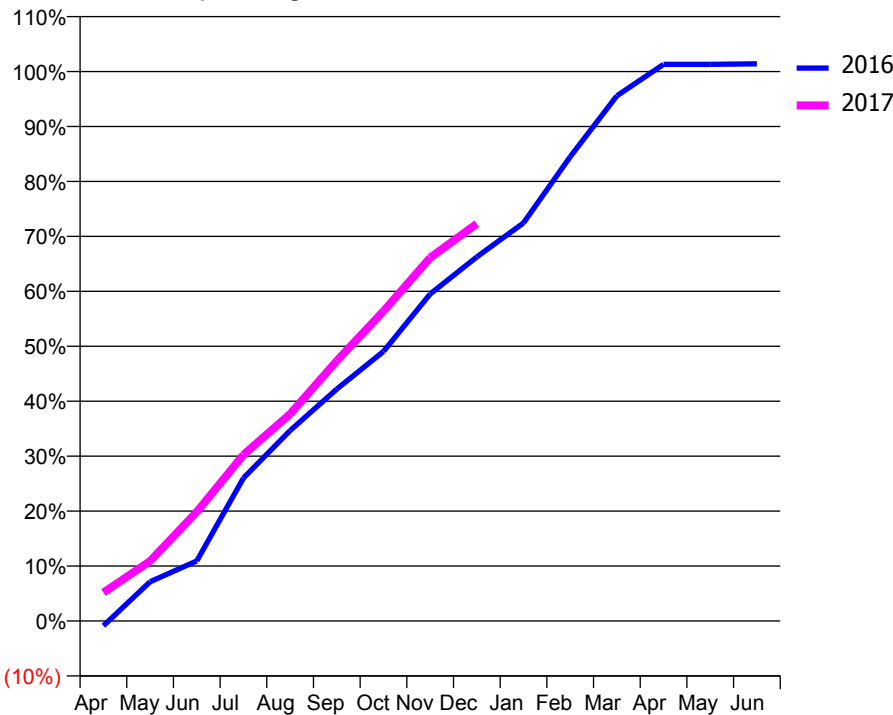
ACCESS*

Patients seen in 24 months	Total	Change since previous quarter
Quarter ending December 2015	504	
Quarter ending March 2016	772	↑
Quarter ending June 2016	1,032	↑
Quarter ending September 2016	1,176	↑
Quarter ending December 2016	1,282	↑
Variance since December 2015	154.4%	↑



ACTIVITY

Cumulative percentage of contracted UDA delivered 2016 & 2017



Month	Adjusted Scheduled Activity (UDA)	
	2016	2017
April	-63	370
May	510	779
June	780	1,417
July	1,856	2,158
August	2,473	2,688
September	3,012	3,379
October	3,499	4,022
November	4,246	4,716
December	4,727	5,158
January	5,168	
February	6,027	
March	6,818	
April	7,227	
May	7,227	
June	7,233	

QUALITY

	Quantity	Base Number	Contract	AT	Region	England
% of FP17s for the same patient ID Re-attending within 3 months - Children	6	417	1.4%	12.0%	11.9%	12.4%
% of FP17s for the same patient ID Re-attending within 3 months - Adults	3	774	0.4%	15.6%	16.5%	16.6%
% of FP17s for the same patient ID Re-attending between 3 & 9 months - Children	36	417	8.6%	57.2%	60.2%	57.5%
% of FP17s for the same patient ID Re-attending between 3 & 9 months - Adults	6	774	0.8%	48.8%	52.0%	50.4%
% of FP17s for Band 1 Urgent Courses	2	1,109	0.2%	9.6%	9.5%	9.1%
% of FP17s Relating to Free Repair or Replacements	0	1,109	0.0%	0.8%	0.7%	0.8%
% of FP17s Relating to Continuations	3	1,109	0.3%	0.9%	1.2%	1.3%
% of Patients satisfied with the dentistry they have received	0	0	N/A	93.5%	92.9%	92.7%
% of Patients satisfied with the time they had to wait for an appointment	0	0	N/A	90.4%	88.8%	88.8%

* This is based on patients treated on this contract for their most recent course of treatment. Figures in italics indicate the base number of FP17s or Patient Questionnaire responses are less than 100. N/A is shown where the base number of responses is less than 10 during the period. % is calculated as Quantity/Base number*100

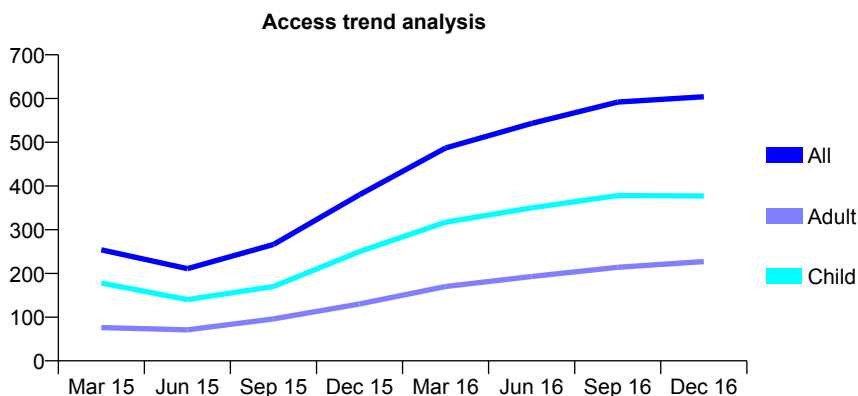
Q69 - Vital Signs At a Glance Contract Report for 829064/0001 - December 2016

Name or company name	MRS PP KOTHARI
Contract type name	GDS Contract
Purpose of contract	General
Contract start date	01/04/2006
Contract end date	

16/17 Contracted general activity (UDA)	1,400
Carry forward general activity (UDA)	0
16/17 Contracted orthodontic activity (UOA)	0
Carry forward orthodontic activity (UOA)	0
Baseline contract value	£32,206.72

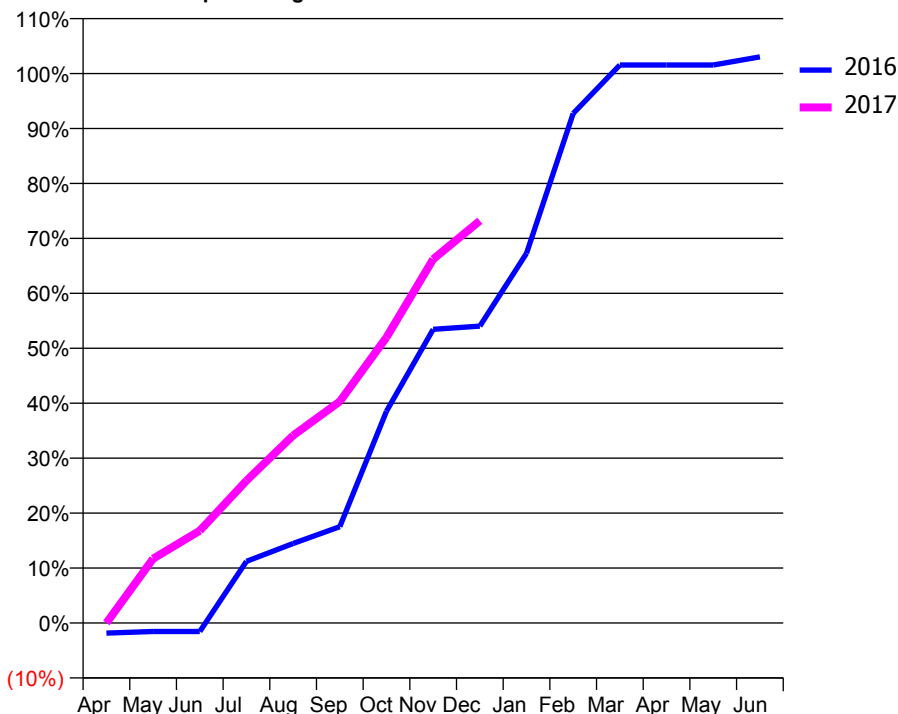
ACCESS*

Patients seen in 24 months	Total	Change since previous quarter
Quarter ending December 2015	380	
Quarter ending March 2016	487	↑
Quarter ending June 2016	543	↑
Quarter ending September 2016	592	↑
Quarter ending December 2016	604	↑
Variance since December 2015	58.9%	↑



ACTIVITY

Cumulative percentage of contracted UDA delivered 2016 & 2017



Month	Adjusted Scheduled Activity (UDA)	
	2016	2017
April	-19	0
May	-16	164
June	-16	235
July	115	363
August	148	478
September	179	564
October	394	728
November	546	927
December	552	1,025
January	688	
February	948	
March	1,038	
April	1,038	
May	1,038	
June	1,053	

QUALITY

	Quantity	Base Number	Contract	AT	Region	England
% of FP17s for the same patient ID Re-attending within 3 months - Children	19	423	4.5%	12.0%	11.9%	12.4%
% of FP17s for the same patient ID Re-attending within 3 months - Adults	5	137	3.6%	15.6%	16.5%	16.6%
% of FP17s for the same patient ID Re-attending between 3 & 9 months - Children	231	423	54.6%	57.2%	60.2%	57.5%
% of FP17s for the same patient ID Re-attending between 3 & 9 months - Adults	54	137	39.4%	48.8%	52.0%	50.4%
% of FP17s for Band 1 Urgent Courses	44	551	8.0%	9.6%	9.5%	9.1%
% of FP17s Relating to Free Repair or Replacements	2	551	0.4%	0.8%	0.7%	0.8%
% of FP17s Relating to Continuations	0	551	0.0%	0.9%	1.2%	1.3%
% of Patients satisfied with the dentistry they have received	1	1	N/A	93.5%	92.9%	92.7%
% of Patients satisfied with the time they had to wait for an appointment	1	1	N/A	90.4%	88.8%	88.8%

* This is based on patients treated on this contract for their most recent course of treatment. Figures in italics indicate the base number of FP17s or Patient Questionnaire responses are less than 100. N/A is shown where the base number of responses is less than 10 during the period. % is calculated as Quantity/Base number*100

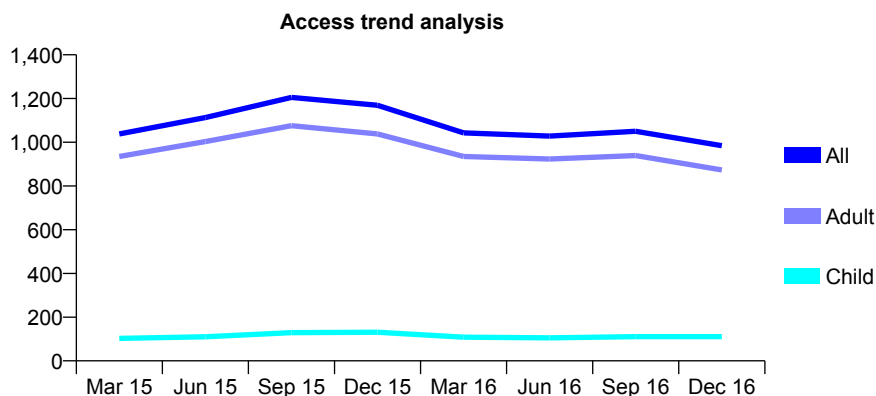
Q69 - Vital Signs At a Glance Contract Report for 829471/0006 - December 2016

Name or company name	MR JS DHARIWAL
Contract type name	PDS Contract
Purpose of contract	General
Contract start date	01/04/2006
Contract end date	31/03/2017

16/17 Contracted general activity (UDA)	3,143
Carry forward general activity (UDA)	0
16/17 Contracted orthodontic activity (UOA)	0
Carry forward orthodontic activity (UOA)	0
Baseline contract value	£252,628.88

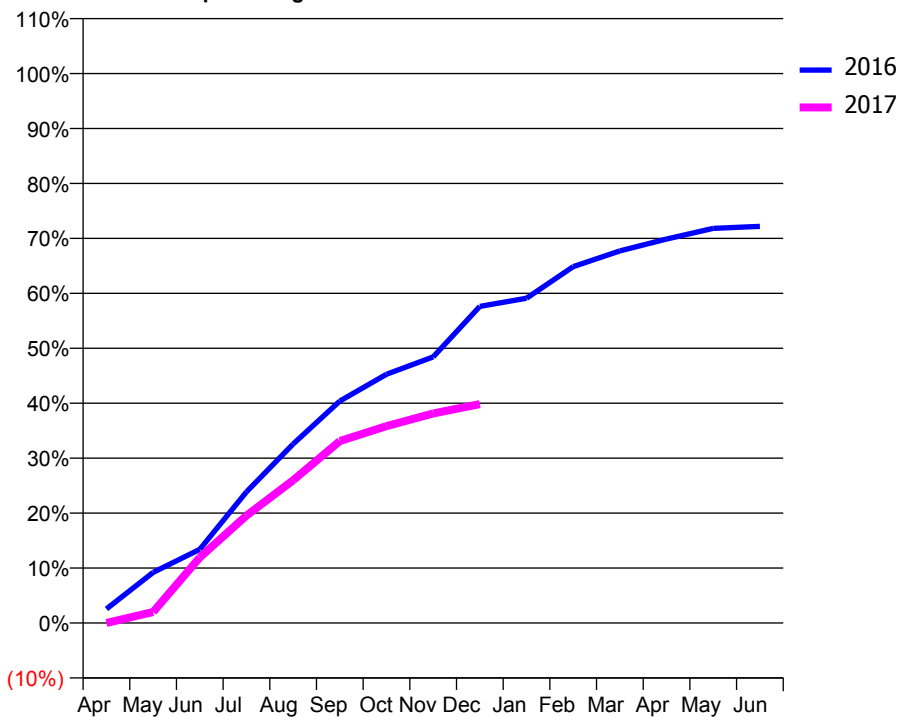
ACCESS*

Patients seen in 24 months	Total	Change since previous quarter
Quarter ending December 2015	1,169	
Quarter ending March 2016	1,043	↓
Quarter ending June 2016	1,028	↓
Quarter ending September 2016	1,050	↑
Quarter ending December 2016	984	↓
Variance since December 2015	(15.8%)	↓



ACTIVITY

Cumulative percentage of contracted UDA delivered 2016 & 2017



Month	Adjusted Scheduled Activity (UDA)	
	2016	2017
April	81	0
May	290	63
June	422	375
July	750	615
August	1,024	816
September	1,269	1,041
October	1,423	1,126
November	1,522	1,198
December	1,811	1,252
January	1,858	
February	2,038	
March	2,128	
April	2,197	
May	2,257	
June	2,269	

QUALITY

	Quantity	Base Number	Contract	AT	Region	England
% of FP17s for the same patient ID Re-attending within 3 months - Children	3	166	1.8%	12.0%	11.9%	12.4%
% of FP17s for the same patient ID Re-attending within 3 months - Adults	15	961	1.6%	15.6%	16.5%	16.6%
% of FP17s for the same patient ID Re-attending between 3 & 9 months - Children	1	166	0.6%	57.2%	60.2%	57.5%
% of FP17s for the same patient ID Re-attending between 3 & 9 months - Adults	9	961	0.9%	48.8%	52.0%	50.4%
% of FP17s for Band 1 Urgent Courses	931	982	94.8%	9.6%	9.5%	9.1%
% of FP17s Relating to Free Repair or Replacements	1	982	0.1%	0.8%	0.7%	0.8%
% of FP17s Relating to Continuations	0	982	0.0%	0.9%	1.2%	1.3%
% of Patients satisfied with the dentistry they have received	3	4	N/A	93.5%	92.9%	92.7%
% of Patients satisfied with the time they had to wait for an appointment	3	4	N/A	90.4%	88.8%	88.8%

* This is based on patients treated on this contract for their most recent course of treatment. Figures in italics indicate the base number of FP17s or Patient Questionnaire responses are less than 100. N/A is shown where the base number of responses is less than 10 during the period. % is calculated as Quantity/Base number*100

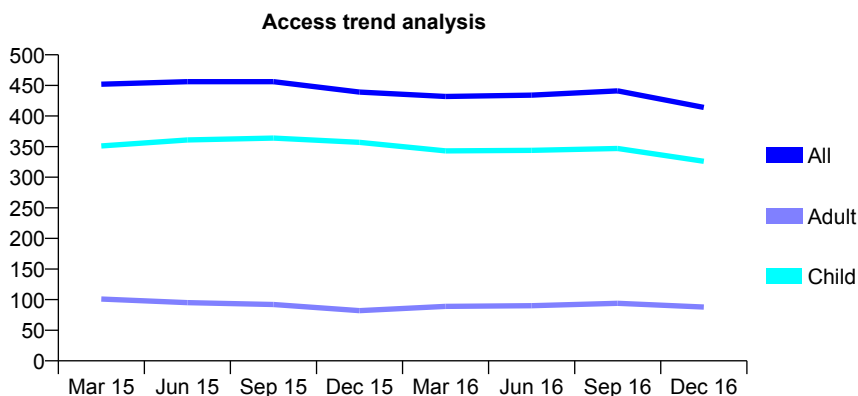
Q69 - Vital Signs At a Glance Contract Report for 830119/0001 - December 2016

Name or company name	MR MJ MCKENNY
Contract type name	GDS Contract
Purpose of contract	General
Contract start date	01/04/2008
Contract end date	

16/17 Contracted general activity (UDA)	732
Carry forward general activity (UDA)	0
16/17 Contracted orthodontic activity (UOA)	0
Carry forward orthodontic activity (UOA)	0
Baseline contract value	£16,256.12

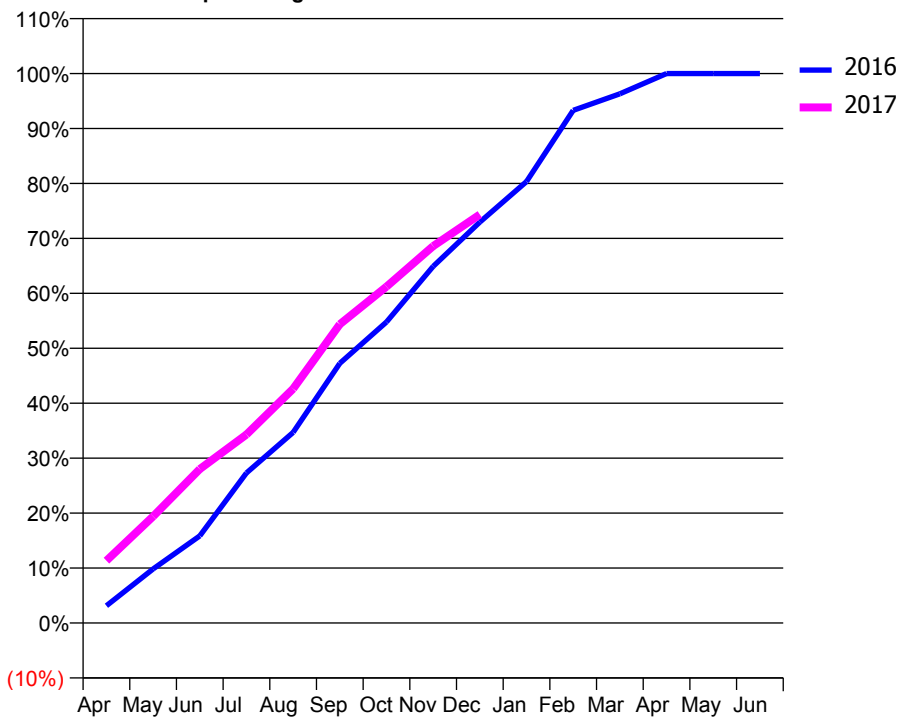
ACCESS*

Patients seen in 24 months	Total	Change since previous quarter
Quarter ending December 2015	439	
Quarter ending March 2016	432	↓
Quarter ending June 2016	434	→
Quarter ending September 2016	441	→
Quarter ending December 2016	414	↓
Variance since December 2015	(5.7%)	↓



ACTIVITY

Cumulative percentage of contracted UDA delivered 2016 & 2017



Month	Adjusted Scheduled Activity (UDA)	
	2016	2017
April	23	83
May	72	142
June	116	205
July	200	251
August	254	312
September	346	398
October	401	448
November	475	502
December	534	544
January	588	
February	683	
March	705	
April	732	
May	732	
June	732	

QUALITY

	Quantity	Base Number	Contract	AT	Region	England
% of FP17s for the same patient ID Re-attending within 3 months - Children	18	349	5.2%	12.0%	11.9%	12.4%
% of FP17s for the same patient ID Re-attending within 3 months - Adults	7	64	10.9%	15.6%	16.5%	16.6%
% of FP17s for the same patient ID Re-attending between 3 & 9 months - Children	207	349	59.3%	57.2%	60.2%	57.5%
% of FP17s for the same patient ID Re-attending between 3 & 9 months - Adults	23	64	35.9%	48.8%	52.0%	50.4%
% of FP17s for Band 1 Urgent Courses	1	396	0.3%	9.6%	9.5%	9.1%
% of FP17s Relating to Free Repair or Replacements	0	396	0.0%	0.8%	0.7%	0.8%
% of FP17s Relating to Continuations	7	396	1.8%	0.9%	1.2%	1.3%
% of Patients satisfied with the dentistry they have received	0	0	N/A	93.5%	92.9%	92.7%
% of Patients satisfied with the time they had to wait for an appointment	0	0	N/A	90.4%	88.8%	88.8%

* This is based on patients treated on this contract for their most recent course of treatment. Figures in italics indicate the base number of FP17s or Patient Questionnaire responses are less than 100. N/A is shown where the base number of responses is less than 10 during the period. % is calculated as Quantity/Base number*100

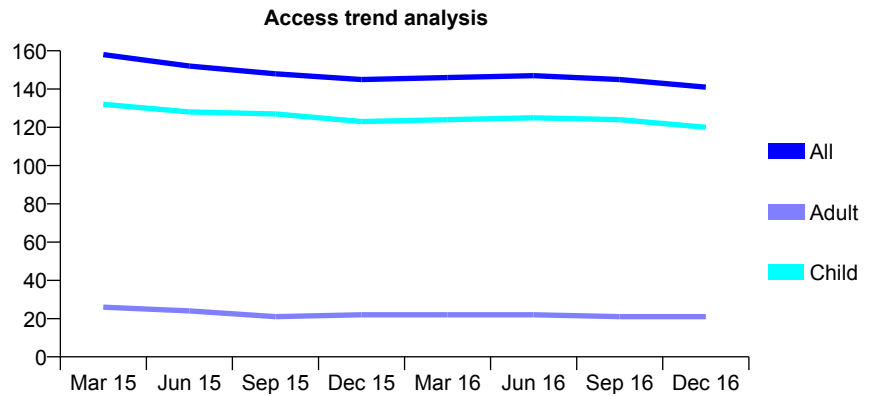
Q69 - Vital Signs At a Glance Contract Report for 830429/0001 - December 2016

Name or company name	MRS CA PEERS
Contract type name	GDS Contract
Purpose of contract	General
Contract start date	01/04/2006
Contract end date	

16/17 Contracted general activity (UDA)	293
Carry forward general activity (UDA)	0
16/17 Contracted orthodontic activity (UOA)	0
Carry forward orthodontic activity (UOA)	0
Baseline contract value	£6,929.42

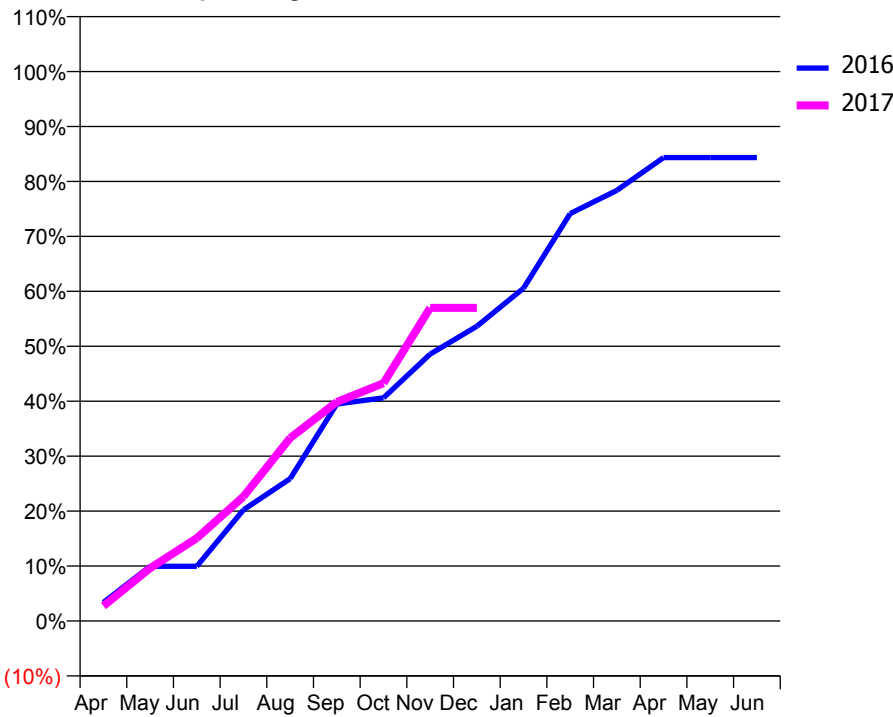
ACCESS*

Patients seen in 24 months	Total	Change since previous quarter
Quarter ending December 2015	145	
Quarter ending March 2016	146	→
Quarter ending June 2016	147	→
Quarter ending September 2016	145	↓
Quarter ending December 2016	141	↓
Variance since December 2015	(2.8%)	↓



ACTIVITY

Cumulative percentage of contracted UDA delivered 2016 & 2017



Month	Adjusted Scheduled Activity (UDA)	
	2016	2017
April	12	8
May	35	28
June	35	44
July	72	66
August	92	98
September	140	117
October	144	127
November	172	167
December	190	167
January	215	
February	263	
March	278	
April	299	
May	299	
June	299	

QUALITY

	Quantity	Base Number	Contract	AT	Region	England
% of FP17s for the same patient ID Re-attending within 3 months - Children	14	144	9.7%	12.0%	11.9%	12.4%
% of FP17s for the same patient ID Re-attending within 3 months - Adults	0	7	0.0%	15.6%	16.5%	16.6%
% of FP17s for the same patient ID Re-attending between 3 & 9 months - Children	104	144	72.2%	57.2%	60.2%	57.5%
% of FP17s for the same patient ID Re-attending between 3 & 9 months - Adults	6	7	85.7%	48.8%	52.0%	50.4%
% of FP17s for Band 1 Urgent Courses	5	136	3.7%	9.6%	9.5%	9.1%
% of FP17s Relating to Free Repair or Replacements	0	136	0.0%	0.8%	0.7%	0.8%
% of FP17s Relating to Continuations	4	136	2.9%	0.9%	1.2%	1.3%
% of Patients satisfied with the dentistry they have received	0	0	N/A	93.5%	92.9%	92.7%
% of Patients satisfied with the time they had to wait for an appointment	0	0	N/A	90.4%	88.8%	88.8%

* This is based on patients treated on this contract for their most recent course of treatment. Figures in italics indicate the base number of FP17s or Patient Questionnaire responses are less than 100. N/A is shown where the base number of responses is less than 10 during the period. % is calculated as Quantity/Base number*100

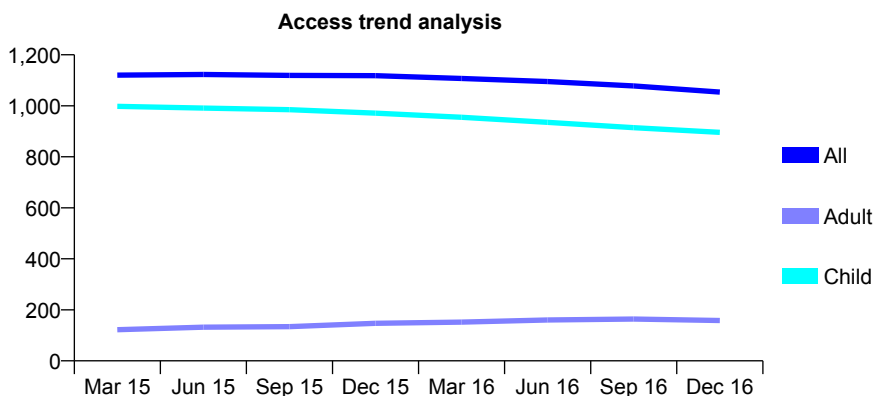
Q69 - Vital Signs At a Glance Contract Report for 834815/0001 - December 2016

Name or company name	MR BF HAGAN
Contract type name	GDS Contract
Purpose of contract	General
Contract start date	01/04/2006
Contract end date	

16/17 Contracted general activity (UDA)	2,300
Carry forward general activity (UDA)	0
16/17 Contracted orthodontic activity (UOA)	0
Carry forward orthodontic activity (UOA)	0
Baseline contract value	£54,370.70

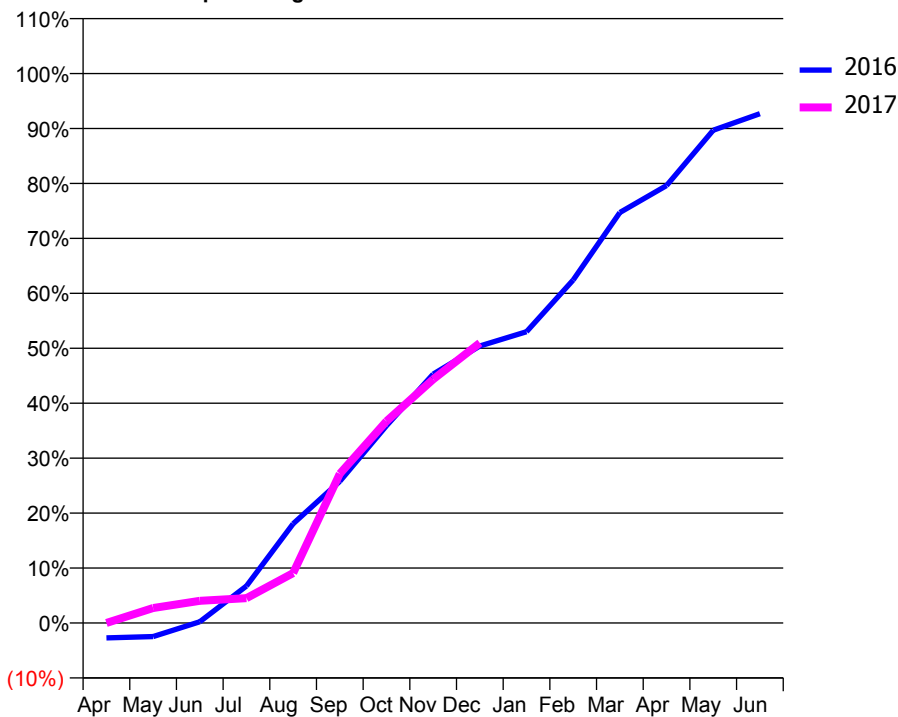
ACCESS*

Patients seen in 24 months	Total	Change since previous quarter
Quarter ending December 2015	1,118	
Quarter ending March 2016	1,107	→
Quarter ending June 2016	1,095	↓
Quarter ending September 2016	1,078	↓
Quarter ending December 2016	1,054	↓
Variance since December 2015	(5.7%)	↓



ACTIVITY

Cumulative percentage of contracted UDA delivered 2016 & 2017



Month	Adjusted Scheduled Activity (UDA)	
	2016	2017
April	-63	0
May	-57	63
June	5	93
July	155	104
August	416	209
September	593	625
October	826	845
November	1,042	1,020
December	1,160	1,172
January	1,219	
February	1,436	
March	1,718	
April	1,831	
May	2,063	
June	2,132	

QUALITY

	Quantity	Base Number	Contract	AT	Region	England
% of FP17s for the same patient ID Re-attending within 3 months - Children	65	1,109	5.9%	12.0%	11.9%	12.4%
% of FP17s for the same patient ID Re-attending within 3 months - Adults	2	61	3.3%	15.6%	16.5%	16.6%
% of FP17s for the same patient ID Re-attending between 3 & 9 months - Children	751	1,109	67.7%	57.2%	60.2%	57.5%
% of FP17s for the same patient ID Re-attending between 3 & 9 months - Adults	46	61	75.4%	48.8%	52.0%	50.4%
% of FP17s for Band 1 Urgent Courses	21	833	2.5%	9.6%	9.5%	9.1%
% of FP17s Relating to Free Repair or Replacements	0	833	0.0%	0.8%	0.7%	0.8%
% of FP17s Relating to Continuations	0	833	0.0%	0.9%	1.2%	1.3%
% of Patients satisfied with the dentistry they have received	4	4	N/A	93.5%	92.9%	92.7%
% of Patients satisfied with the time they had to wait for an appointment	4	4	N/A	90.4%	88.8%	88.8%

* This is based on patients treated on this contract for their most recent course of treatment. Figures in italics indicate the base number of FP17s or Patient Questionnaire responses are less than 100. N/A is shown where the base number of responses is less than 10 during the period. % is calculated as Quantity/Base number*100

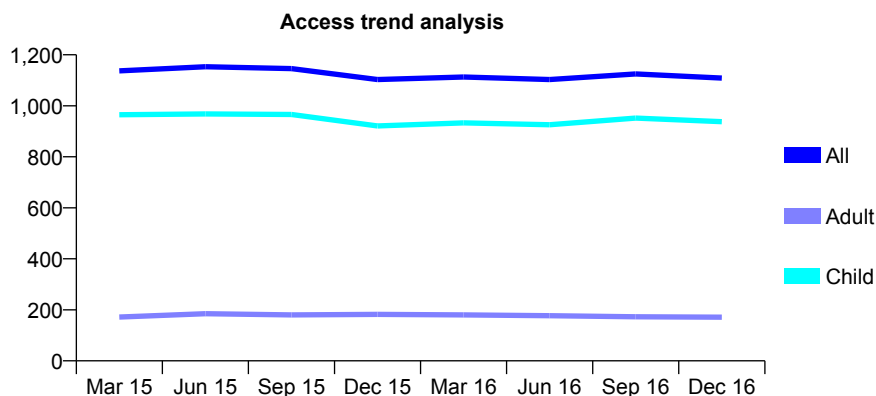
Q69 - Vital Signs At a Glance Contract Report for 839175/0004 - December 2016

Name or company name	MR U BOSE
Contract type name	GDS Contract
Purpose of contract	General
Contract start date	01/01/2013
Contract end date	

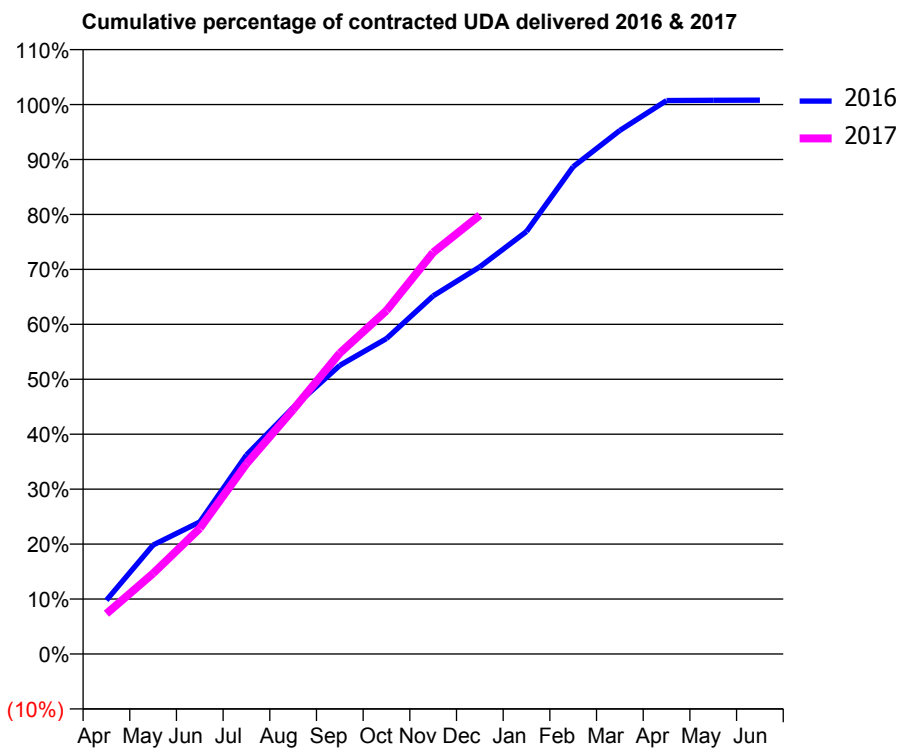
16/17 Contracted general activity (UDA)	3,000
Carry forward general activity (UDA)	-23
16/17 Contracted orthodontic activity (UOA)	0
Carry forward orthodontic activity (UOA)	0
Baseline contract value	£74,618.75

ACCESS*

Patients seen in 24 months	Total	Change since previous quarter
Quarter ending December 2015	1,103	
Quarter ending March 2016	1,113	→
Quarter ending June 2016	1,103	→
Quarter ending September 2016	1,125	→
Quarter ending December 2016	1,109	↓
Variance since December 2015	0.5%	→



ACTIVITY



Month	Adjusted Scheduled Activity (UDA)	
	2016	2017
April	294	220
May	595	440
June	721	686
July	1,086	1,038
August	1,346	1,334
September	1,576	1,643
October	1,722	1,875
November	1,955	2,192
December	2,114	2,395
January	2,307	
February	2,661	
March	2,859	
April	3,022	
May	3,023	
June	3,024	

QUALITY

	Quantity	Base Number	Contract	AT	Region	England
% of FP17s for the same patient ID Re-attending within 3 months - Children	1,058	2,110	50.1%	12.0%	11.9%	12.4%
% of FP17s for the same patient ID Re-attending within 3 months - Adults	29	92	31.5%	15.6%	16.5%	16.6%
% of FP17s for the same patient ID Re-attending between 3 & 9 months - Children	487	2,110	23.1%	57.2%	60.2%	57.5%
% of FP17s for the same patient ID Re-attending between 3 & 9 months - Adults	27	92	29.3%	48.8%	52.0%	50.4%
% of FP17s for Band 1 Urgent Courses	5	2,050	0.2%	9.6%	9.5%	9.1%
% of FP17s Relating to Free Repair or Replacements	0	2,050	0.0%	0.8%	0.7%	0.8%
% of FP17s Relating to Continuations	0	2,050	0.0%	0.9%	1.2%	1.3%
% of Patients satisfied with the dentistry they have received	1	1	N/A	93.5%	92.9%	92.7%
% of Patients satisfied with the time they had to wait for an appointment	0	1	N/A	90.4%	88.8%	88.8%

* This is based on patients treated on this contract for their most recent course of treatment. Figures in italics indicate the base number of FP17s or Patient Questionnaire responses are less than 100. N/A is shown where the base number of responses is less than 10 during the period. % is calculated as Quantity/Base number*100

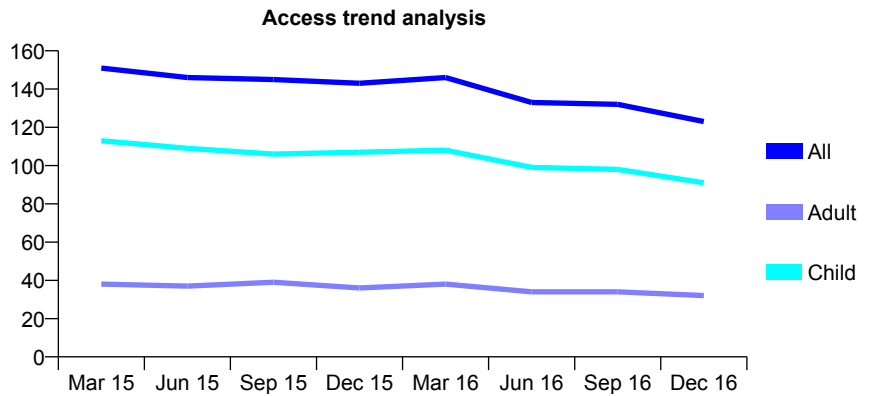
Q69 - Vital Signs At a Glance Contract Report for 842192/0001 - December 2016

Name or company name	MR A SHAKERY
Contract type name	GDS Contract
Purpose of contract	General
Contract start date	01/04/2006
Contract end date	01/12/2016

16/17 Contracted general activity (UDA)	189
Carry forward general activity (UDA)	-1
16/17 Contracted orthodontic activity (UOA)	0
Carry forward orthodontic activity (UOA)	0
Baseline contract value	£4,731.07

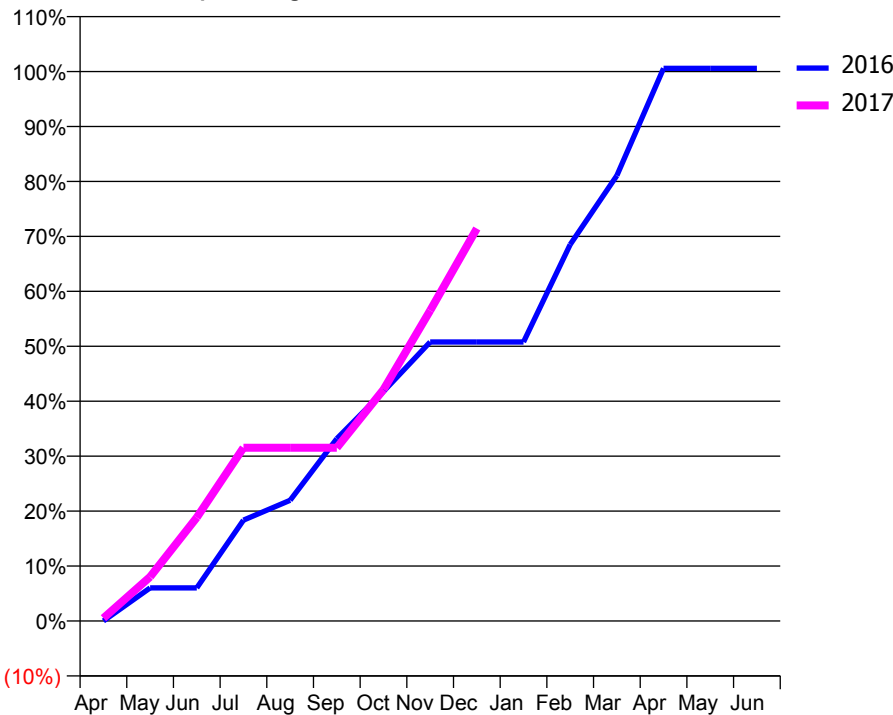
ACCESS*

Patients seen in 24 months	Total	Change since previous quarter
Quarter ending December 2015	143	
Quarter ending March 2016	146	↑
Quarter ending June 2016	133	↓
Quarter ending September 2016	132	→
Quarter ending December 2016	123	↓
Variance since December 2015	(14.0%)	↓



ACTIVITY

Cumulative percentage of contracted UDA delivered 2016 & 2017



Month	Adjusted Scheduled Activity (UDA)	
	2016	2017
April	0	1
May	17	15
June	17	36
July	52	60
August	62	60
September	94	60
October	118	80
November	143	107
December	143	135
January	143	
February	193	
March	229	
April	284	
May	284	
June	284	

QUALITY

	Quantity	Base Number	Contract	AT	Region	England
% of FP17s for the same patient ID Re-attending within 3 months - Children	0	65	0.0%	12.0%	11.9%	12.4%
% of FP17s for the same patient ID Re-attending within 3 months - Adults	2	16	12.5%	15.6%	16.5%	16.6%
% of FP17s for the same patient ID Re-attending between 3 & 9 months - Children	30	65	46.2%	57.2%	60.2%	57.5%
% of FP17s for the same patient ID Re-attending between 3 & 9 months - Adults	6	16	37.5%	48.8%	52.0%	50.4%
% of FP17s for Band 1 Urgent Courses	10	72	13.9%	9.6%	9.5%	9.1%
% of FP17s Relating to Free Repair or Replacements	0	72	0.0%	0.8%	0.7%	0.8%
% of FP17s Relating to Continuations	0	72	0.0%	0.9%	1.2%	1.3%
% of Patients satisfied with the dentistry they have received	0	0	N/A	93.5%	92.9%	92.7%
% of Patients satisfied with the time they had to wait for an appointment	0	0	N/A	90.4%	88.8%	88.8%

* This is based on patients treated on this contract for their most recent course of treatment. Figures in italics indicate the base number of FP17s or Patient Questionnaire responses are less than 100. N/A is shown where the base number of responses is less than 10 during the period. % is calculated as Quantity/Base number*100

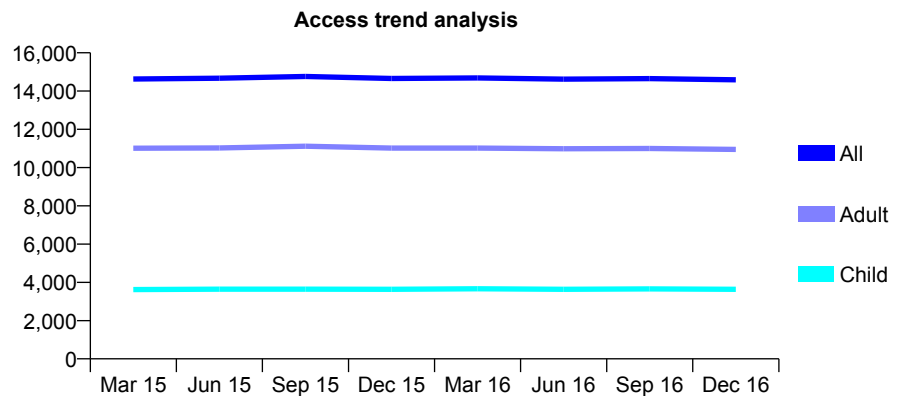
Q69 - Vital Signs At a Glance Contract Report for 842834/0001 - December 2016

Name or company name	MR HR LABBANI MOTLAGH
Contract type name	GDS Contract
Purpose of contract	General
Contract start date	01/12/2009
Contract end date	

16/17 Contracted general activity (UDA)	36,100
Carry forward general activity (UDA)	-640
16/17 Contracted orthodontic activity (UOA)	0
Carry forward orthodontic activity (UOA)	0
Baseline contract value	£1,043,617.89

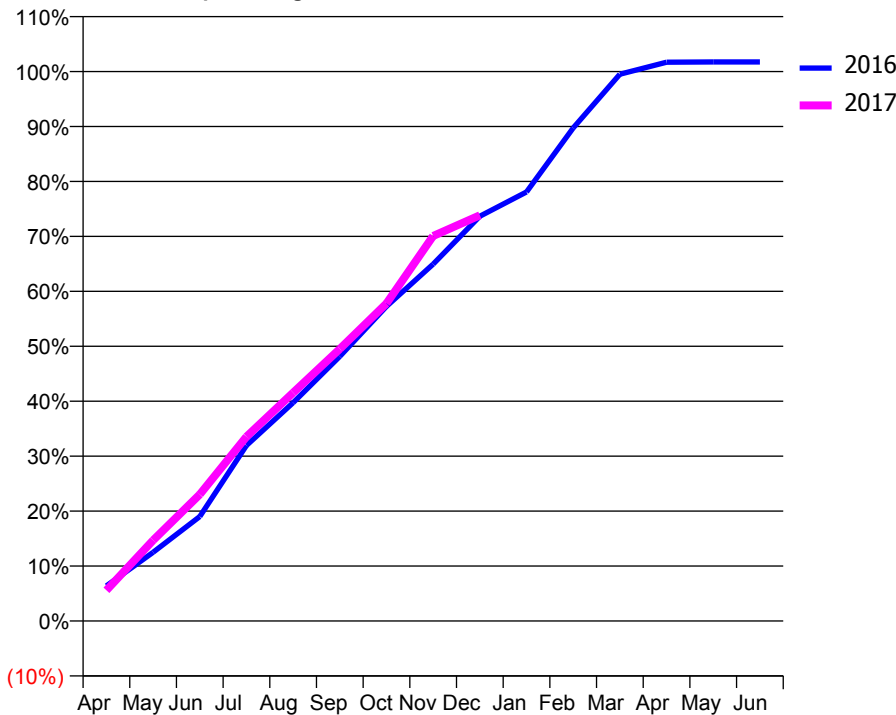
ACCESS*

Patients seen in 24 months	Total	Change since previous quarter
Quarter ending December 2015	14,661	
Quarter ending March 2016	14,686	→
Quarter ending June 2016	14,620	→
Quarter ending September 2016	14,654	→
Quarter ending December 2016	14,585	→
Variance since December 2015	(0.5%)	→



ACTIVITY

Cumulative percentage of contracted UDA delivered 2016 & 2017



Month	Adjusted Scheduled Activity (UDA)	
	2016	2017
April	2,359	2,022
May	4,626	5,301
June	7,023	8,321
July	11,808	12,115
August	14,679	15,004
September	17,795	17,879
October	21,152	20,862
November	24,001	25,294
December	27,218	26,653
January	28,850	
February	33,148	
March	36,761	
April	37,577	
May	37,588	
June	37,588	

QUALITY

	Quantity	Base Number	Contract	AT	Region	England
% of FP17s for the same patient ID Re-attending within 3 months - Children	74	3,677	2.0%	12.0%	11.9%	12.4%
% of FP17s for the same patient ID Re-attending within 3 months - Adults	439	9,838	4.5%	15.6%	16.5%	16.6%
% of FP17s for the same patient ID Re-attending between 3 & 9 months - Children	2,163	3,677	58.8%	57.2%	60.2%	57.5%
% of FP17s for the same patient ID Re-attending between 3 & 9 months - Adults	5,824	9,838	59.2%	48.8%	52.0%	50.4%
% of FP17s for Band 1 Urgent Courses	139	12,983	1.1%	9.6%	9.5%	9.1%
% of FP17s Relating to Free Repair or Replacements	0	12,983	0.0%	0.8%	0.7%	0.8%
% of FP17s Relating to Continuations	35	12,983	0.3%	0.9%	1.2%	1.3%
% of Patients satisfied with the dentistry they have received	171	176	97.2%	93.5%	92.9%	92.7%
% of Patients satisfied with the time they had to wait for an appointment	168	176	95.5%	90.4%	88.8%	88.8%

* This is based on patients treated on this contract for their most recent course of treatment. Figures in italics indicate the base number of FP17s or Patient Questionnaire responses are less than 100. N/A is shown where the base number of responses is less than 10 during the period. % is calculated as Quantity/Base number*100

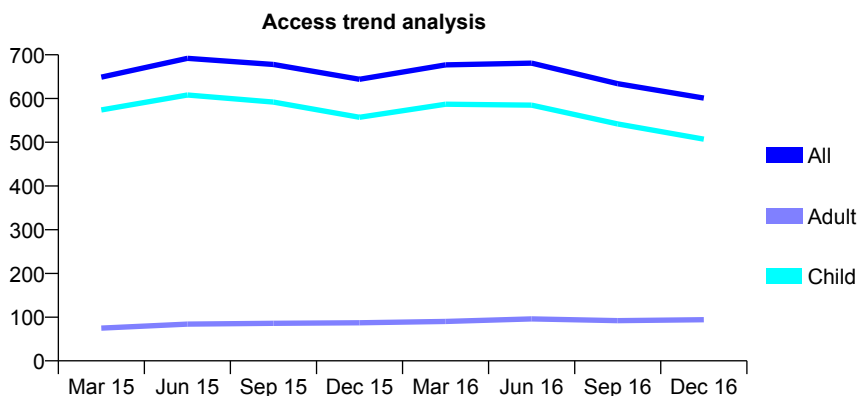
Q69 - Vital Signs At a Glance Contract Report for 847054/0001 - December 2016

Name or company name	MR RA HUGHES
Contract type name	GDS Contract
Purpose of contract	General
Contract start date	01/04/2006
Contract end date	

16/17 Contracted general activity (UDA)	1,670
Carry forward general activity (UDA)	0
16/17 Contracted orthodontic activity (UOA)	0
Carry forward orthodontic activity (UOA)	0
Baseline contract value	£43,387.08

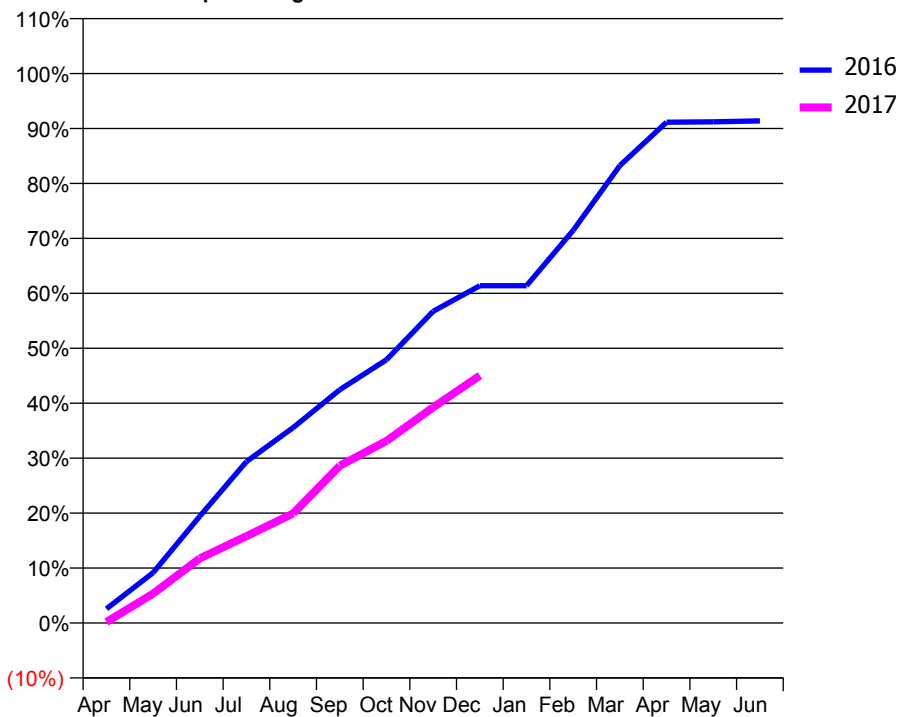
ACCESS*

Patients seen in 24 months	Total	Change since previous quarter
Quarter ending December 2015	644	
Quarter ending March 2016	677	↑
Quarter ending June 2016	681	→
Quarter ending September 2016	634	↓
Quarter ending December 2016	601	↓
Variance since December 2015	(6.7%)	↓



ACTIVITY

Cumulative percentage of contracted UDA delivered 2016 & 2017



Month	Adjusted Scheduled Activity (UDA)	
	2016	2017
April	43	3
May	153	89
June	324	196
July	490	264
August	594	333
September	709	478
October	800	553
November	947	656
December	1,025	752
January	1,025	
February	1,193	
March	1,390	
April	1,522	
May	1,523	
June	1,526	

QUALITY

	Quantity	Base Number	Contract	AT	Region	England
% of FP17s for the same patient ID Re-attending within 3 months - Children	27	650	4.2%	12.0%	11.9%	12.4%
% of FP17s for the same patient ID Re-attending within 3 months - Adults	1	22	4.5%	15.6%	16.5%	16.6%
% of FP17s for the same patient ID Re-attending between 3 & 9 months - Children	414	650	63.7%	57.2%	60.2%	57.5%
% of FP17s for the same patient ID Re-attending between 3 & 9 months - Adults	5	22	22.7%	48.8%	52.0%	50.4%
% of FP17s for Band 1 Urgent Courses	15	577	2.6%	9.6%	9.5%	9.1%
% of FP17s Relating to Free Repair or Replacements	0	577	0.0%	0.8%	0.7%	0.8%
% of FP17s Relating to Continuations	0	577	0.0%	0.9%	1.2%	1.3%
% of Patients satisfied with the dentistry they have received	0	0	N/A	93.5%	92.9%	92.7%
% of Patients satisfied with the time they had to wait for an appointment	0	0	N/A	90.4%	88.8%	88.8%

* This is based on patients treated on this contract for their most recent course of treatment. Figures in italics indicate the base number of FP17s or Patient Questionnaire responses are less than 100. N/A is shown where the base number of responses is less than 10 during the period. % is calculated as Quantity/Base number*100

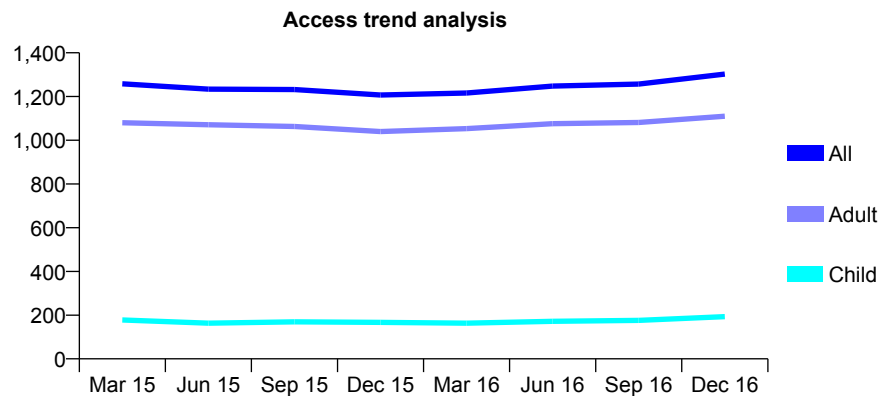
Q69 - Vital Signs At a Glance Contract Report for 848077/0001 - December 2016

Name or company name	MISS NP MCVEIGH
Contract type name	GDS Contract
Purpose of contract	General
Contract start date	01/04/2006
Contract end date	

16/17 Contracted general activity (UDA)	4,472
Carry forward general activity (UDA)	0
16/17 Contracted orthodontic activity (UOA)	0
Carry forward orthodontic activity (UOA)	0
Baseline contract value	£93,542.62

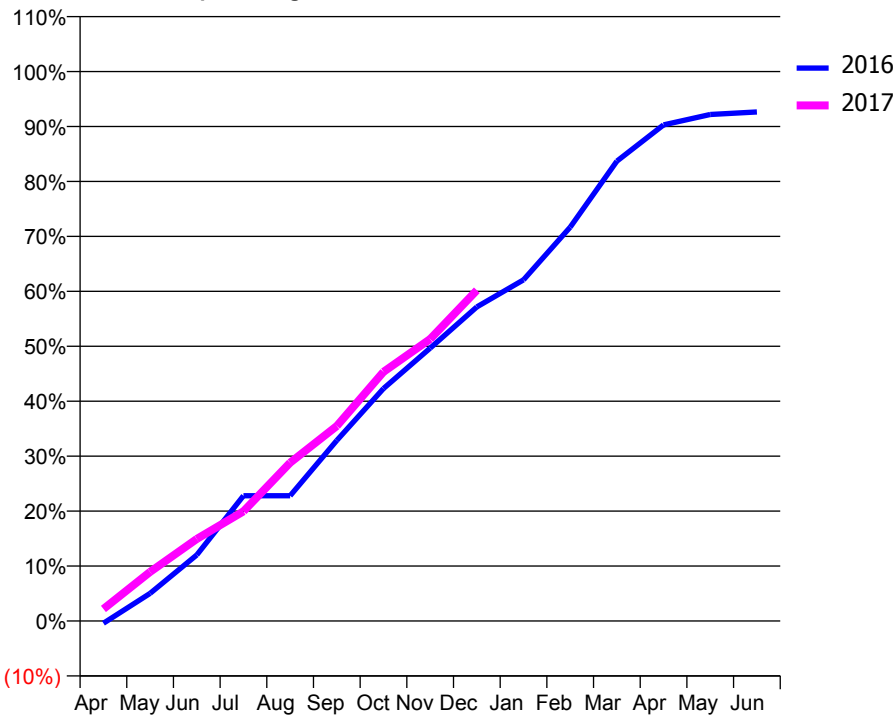
ACCESS*

Patients seen in 24 months	Total	Change since previous quarter
Quarter ending December 2015	1,207	
Quarter ending March 2016	1,216	→
Quarter ending June 2016	1,248	↑
Quarter ending September 2016	1,257	→
Quarter ending December 2016	1,303	↑
Variance since December 2015	8.0%	↑



ACTIVITY

Cumulative percentage of contracted UDA delivered 2016 & 2017



Month	Adjusted Scheduled Activity (UDA)	
	2016	2017
April	-20	99
May	231	399
June	550	668
July	1,044	893
August	1,044	1,289
September	1,504	1,587
October	1,936	2,028
November	2,273	2,294
December	2,616	2,691
January	2,842	
February	3,281	
March	3,830	
April	4,133	
May	4,219	
June	4,240	

QUALITY

	Quantity	Base Number	Contract	AT	Region	England
% of FP17s for the same patient ID Re-attending within 3 months - Children	5	215	2.3%	12.0%	11.9%	12.4%
% of FP17s for the same patient ID Re-attending within 3 months - Adults	157	1,467	10.7%	15.6%	16.5%	16.6%
% of FP17s for the same patient ID Re-attending between 3 & 9 months - Children	127	215	59.1%	57.2%	60.2%	57.5%
% of FP17s for the same patient ID Re-attending between 3 & 9 months - Adults	1,039	1,467	70.8%	48.8%	52.0%	50.4%
% of FP17s for Band 1 Urgent Courses	77	1,551	5.0%	9.6%	9.5%	9.1%
% of FP17s Relating to Free Repair or Replacements	33	1,551	2.1%	0.8%	0.7%	0.8%
% of FP17s Relating to Continuations	4	1,551	0.3%	0.9%	1.2%	1.3%
% of Patients satisfied with the dentistry they have received	4	5	N/A	93.5%	92.9%	92.7%
% of Patients satisfied with the time they had to wait for an appointment	5	5	N/A	90.4%	88.8%	88.8%

* This is based on patients treated on this contract for their most recent course of treatment. Figures in italics indicate the base number of FP17s or Patient Questionnaire responses are less than 100. N/A is shown where the base number of responses is less than 10 during the period. % is calculated as Quantity/Base number*100

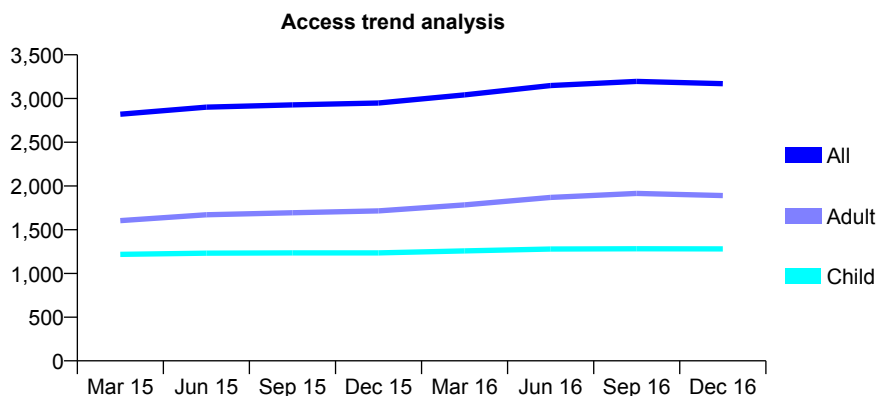
Q69 - Vital Signs At a Glance Contract Report for 854166/0001 - December 2016

Name or company name	MRS JP BENNETT
Contract type name	GDS Contract
Purpose of contract	General
Contract start date	01/04/2006
Contract end date	

16/17 Contracted general activity (UDA)	5,698
Carry forward general activity (UDA)	160
16/17 Contracted orthodontic activity (UOA)	0
Carry forward orthodontic activity (UOA)	0
Baseline contract value	£112,514.90

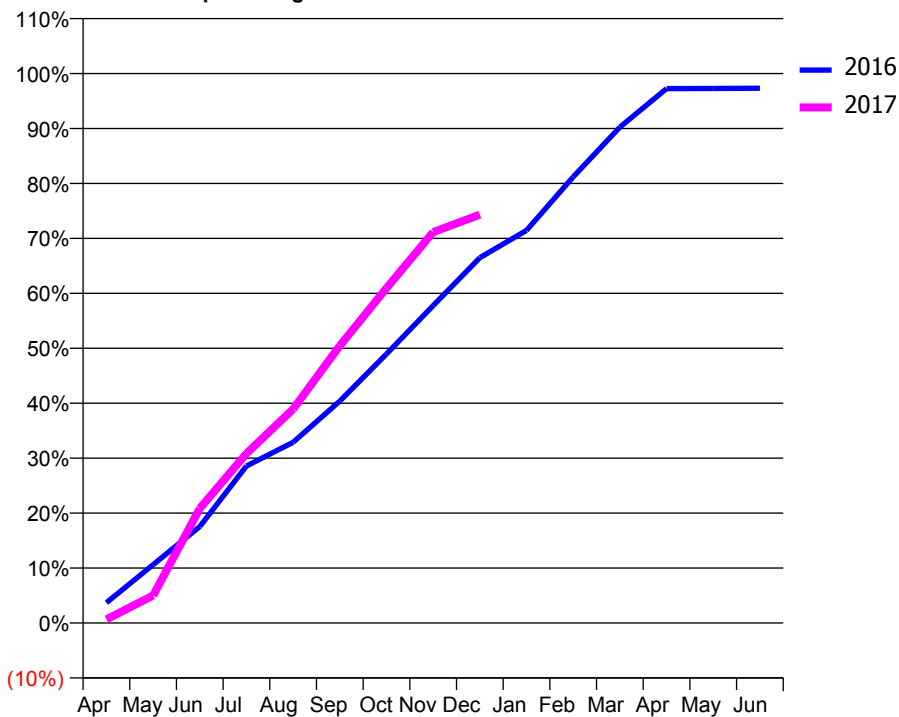
ACCESS*

Patients seen in 24 months	Total	Change since previous quarter
Quarter ending December 2015	2,949	
Quarter ending March 2016	3,042	↑
Quarter ending June 2016	3,148	↑
Quarter ending September 2016	3,196	→
Quarter ending December 2016	3,170	→
Variance since December 2015	7.5%	↑



ACTIVITY

Cumulative percentage of contracted UDA delivered 2016 & 2017



Month	Adjusted Scheduled Activity (UDA)	
	2016	2017
April	221	38
May	633	286
June	1,047	1,189
July	1,705	1,758
August	1,963	2,219
September	2,410	2,875
October	2,920	3,472
November	3,447	4,053
December	3,966	4,234
January	4,263	
February	4,843	
March	5,384	
April	5,802	
May	5,803	
June	5,806	

QUALITY

	Quantity	Base Number	Contract	AT	Region	England
% of FP17s for the same patient ID Re-attending within 3 months - Children	108	1,380	7.8%	12.0%	11.9%	12.4%
% of FP17s for the same patient ID Re-attending within 3 months - Adults	353	1,836	19.2%	15.6%	16.5%	16.6%
% of FP17s for the same patient ID Re-attending between 3 & 9 months - Children	730	1,380	52.9%	57.2%	60.2%	57.5%
% of FP17s for the same patient ID Re-attending between 3 & 9 months - Adults	827	1,836	45.0%	48.8%	52.0%	50.4%
% of FP17s for Band 1 Urgent Courses	250	2,547	9.8%	9.6%	9.5%	9.1%
% of FP17s Relating to Free Repair or Replacements	38	2,547	1.5%	0.8%	0.7%	0.8%
% of FP17s Relating to Continuations	0	2,547	0.0%	0.9%	1.2%	1.3%
% of Patients satisfied with the dentistry they have received	2	2	N/A	93.5%	92.9%	92.7%
% of Patients satisfied with the time they had to wait for an appointment	2	2	N/A	90.4%	88.8%	88.8%

* This is based on patients treated on this contract for their most recent course of treatment. Figures in italics indicate the base number of FP17s or Patient Questionnaire responses are less than 100. N/A is shown where the base number of responses is less than 10 during the period. % is calculated as Quantity/Base number*100

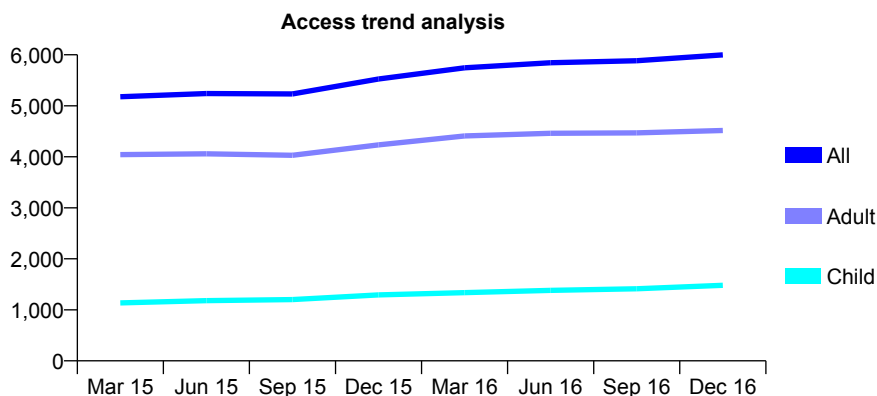
Q69 - Vital Signs At a Glance Contract Report for 889660/0001 - December 2016

Name or company name	MR B AHMED
Contract type name	GDS Contract
Purpose of contract	General
Contract start date	25/07/2012
Contract end date	

16/17 Contracted general activity (UDA)	13,000
Carry forward general activity (UDA)	0
16/17 Contracted orthodontic activity (UOA)	0
Carry forward orthodontic activity (UOA)	0
Baseline contract value	£309,062.58

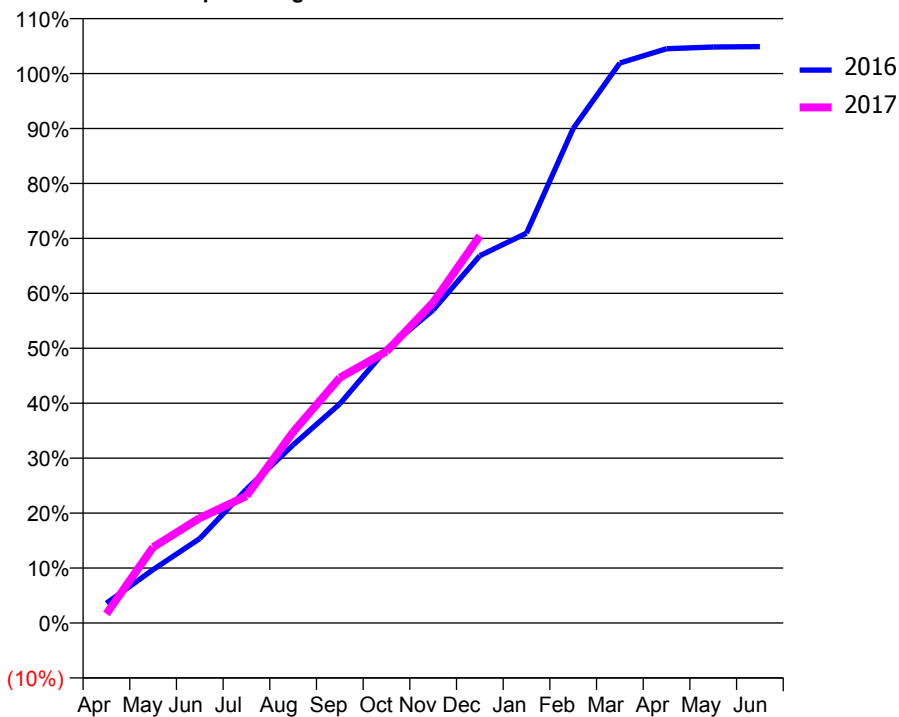
ACCESS*

Patients seen in 24 months	Total	Change since previous quarter
Quarter ending December 2015	5,526	
Quarter ending March 2016	5,746	↑
Quarter ending June 2016	5,844	→
Quarter ending September 2016	5,883	→
Quarter ending December 2016	5,999	→
Variance since December 2015	8.6%	↑



ACTIVITY

Cumulative percentage of contracted UDA delivered 2016 & 2017



Month	Adjusted Scheduled Activity (UDA)	
	2016	2017
April	470	215
May	1,264	1,793
June	1,997	2,486
July	3,165	3,004
August	4,212	4,520
September	5,185	5,804
October	6,480	6,425
November	7,406	7,582
December	8,690	9,161
January	9,223	
February	11,698	
March	13,249	
April	13,587	
May	13,625	
June	13,635	

QUALITY

	Quantity	Base Number	Contract	AT	Region	England
% of FP17s for the same patient ID Re-attending within 3 months - Children	113	1,619	7.0%	12.0%	11.9%	12.4%
% of FP17s for the same patient ID Re-attending within 3 months - Adults	588	4,443	13.2%	15.6%	16.5%	16.6%
% of FP17s for the same patient ID Re-attending between 3 & 9 months - Children	932	1,619	57.6%	57.2%	60.2%	57.5%
% of FP17s for the same patient ID Re-attending between 3 & 9 months - Adults	2,421	4,443	54.5%	48.8%	52.0%	50.4%
% of FP17s for Band 1 Urgent Courses	494	4,807	10.3%	9.6%	9.5%	9.1%
% of FP17s Relating to Free Repair or Replacements	31	4,807	0.6%	0.8%	0.7%	0.8%
% of FP17s Relating to Continuations	28	4,807	0.6%	0.9%	1.2%	1.3%
% of Patients satisfied with the dentistry they have received	13	13	100.0%	93.5%	92.9%	92.7%
% of Patients satisfied with the time they had to wait for an appointment	13	13	100.0%	90.4%	88.8%	88.8%

* This is based on patients treated on this contract for their most recent course of treatment. Figures in italics indicate the base number of FP17s or Patient Questionnaire responses are less than 100. N/A is shown where the base number of responses is less than 10 during the period. % is calculated as Quantity/Base number*100

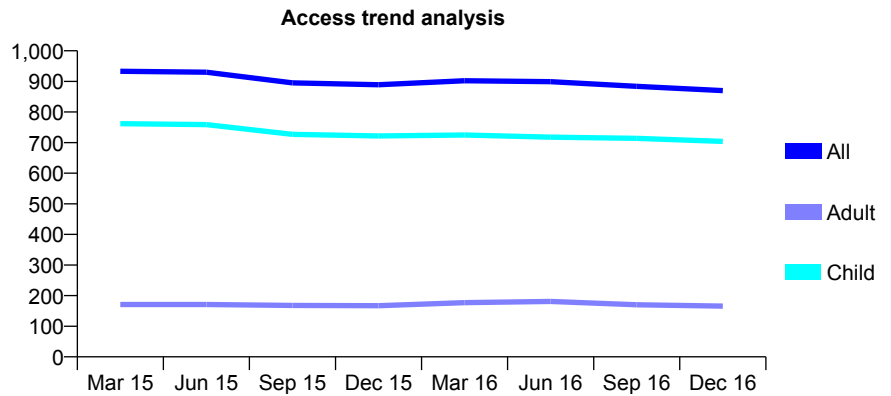
Q69 - Vital Signs At a Glance Contract Report for 905763/0001 - December 2016

Name or company name	MR HR PATEL
Contract type name	GDS Contract
Purpose of contract	General
Contract start date	01/04/2006
Contract end date	

16/17 Contracted general activity (UDA)	2,000
Carry forward general activity (UDA)	-23
16/17 Contracted orthodontic activity (UOA)	0
Carry forward orthodontic activity (UOA)	0
Baseline contract value	£44,551.25

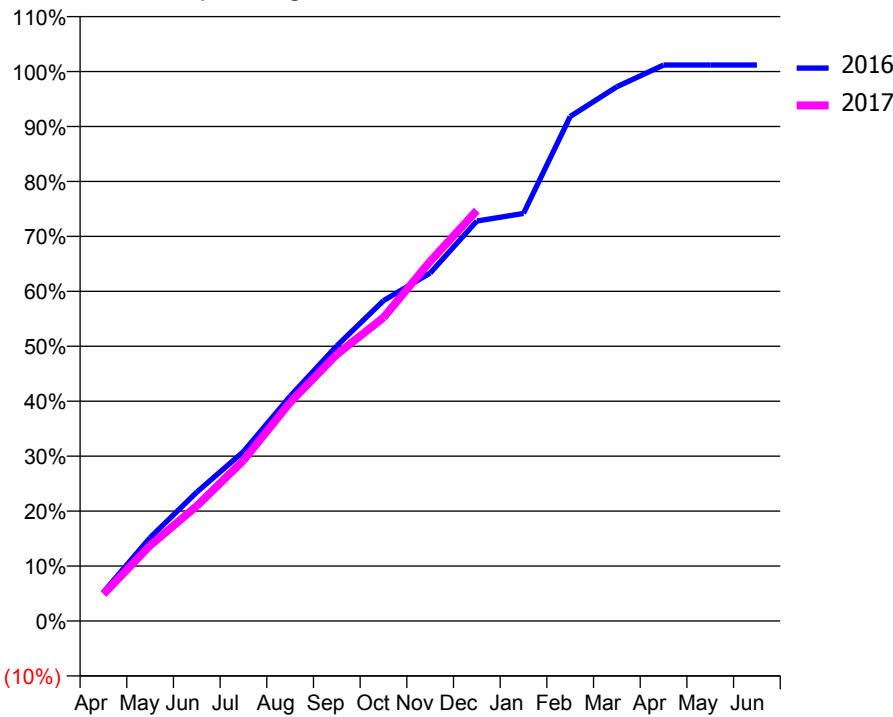
ACCESS*

Patients seen in 24 months	Total	Change since previous quarter
Quarter ending December 2015	889	
Quarter ending March 2016	902	→
Quarter ending June 2016	899	→
Quarter ending September 2016	884	↓
Quarter ending December 2016	870	↓
Variance since December 2015	(2.1%)	↓



ACTIVITY

Cumulative percentage of contracted UDA delivered 2016 & 2017



Month	Adjusted Scheduled Activity (UDA)	
	2016	2017
April	105	98
May	304	275
June	469	419
July	616	585
August	818	796
September	1,002	970
October	1,166	1,104
November	1,267	1,309
December	1,456	1,494
January	1,484	
February	1,836	
March	1,944	
April	2,024	
May	2,024	
June	2,024	

QUALITY

	Quantity	Base Number	Contract	AT	Region	England
% of FP17s for the same patient ID Re-attending within 3 months - Children	49	794	6.2%	12.0%	11.9%	12.4%
% of FP17s for the same patient ID Re-attending within 3 months - Adults	21	116	18.1%	15.6%	16.5%	16.6%
% of FP17s for the same patient ID Re-attending between 3 & 9 months - Children	469	794	59.1%	57.2%	60.2%	57.5%
% of FP17s for the same patient ID Re-attending between 3 & 9 months - Adults	64	116	55.2%	48.8%	52.0%	50.4%
% of FP17s for Band 1 Urgent Courses	50	851	5.9%	9.6%	9.5%	9.1%
% of FP17s Relating to Free Repair or Replacements	0	851	0.0%	0.8%	0.7%	0.8%
% of FP17s Relating to Continuations	0	851	0.0%	0.9%	1.2%	1.3%
% of Patients satisfied with the dentistry they have received	1	1	N/A	93.5%	92.9%	92.7%
% of Patients satisfied with the time they had to wait for an appointment	1	1	N/A	90.4%	88.8%	88.8%

* This is based on patients treated on this contract for their most recent course of treatment. Figures in italics indicate the base number of FP17s or Patient Questionnaire responses are less than 100. N/A is shown where the base number of responses is less than 10 during the period. % is calculated as Quantity/Base number*100

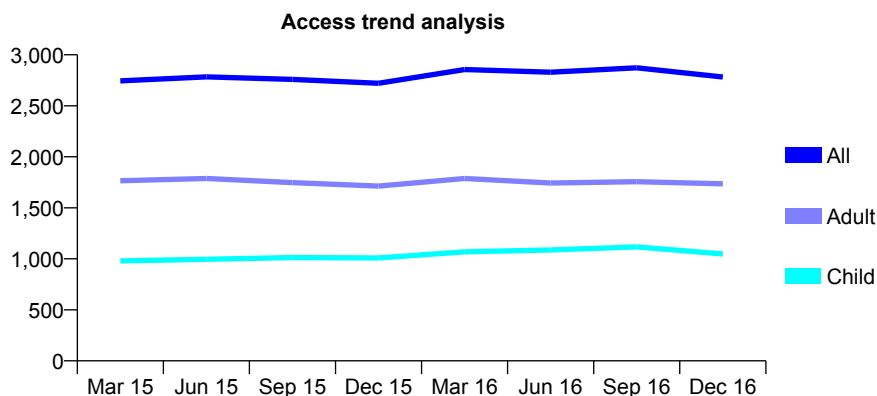
Q69 - Vital Signs At a Glance Contract Report for 905860/0004 - December 2016

Name or company name	MR A MAKHANI
Contract type name	GDS Contract
Purpose of contract	General
Contract start date	01/04/2006
Contract end date	

16/17 Contracted general activity (UDA)	6,297
Carry forward general activity (UDA)	0
16/17 Contracted orthodontic activity (UOA)	0
Carry forward orthodontic activity (UOA)	0
Baseline contract value	£154,113.93

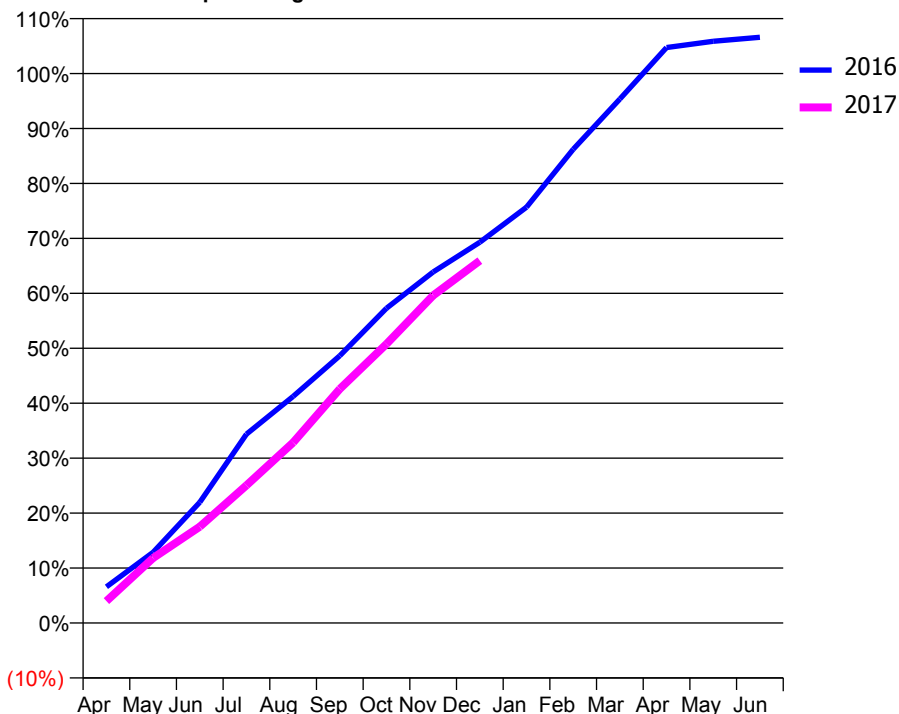
ACCESS*

Patients seen in 24 months	Total	Change since previous quarter
Quarter ending December 2015	2,721	
Quarter ending March 2016	2,856	↑
Quarter ending June 2016	2,830	→
Quarter ending September 2016	2,873	→
Quarter ending December 2016	2,783	↓
Variance since December 2015	2.3%	↑



ACTIVITY

Cumulative percentage of contracted UDA delivered 2016 & 2017



Month	Adjusted Scheduled Activity (UDA)	
	2016	2017
April	424	251
May	830	745
June	1,416	1,104
July	2,215	1,578
August	2,659	2,068
September	3,135	2,683
October	3,692	3,197
November	4,117	3,754
December	4,466	4,153
January	4,877	
February	5,556	
March	6,146	
April	6,749	
May	6,822	
June	6,870	

QUALITY

	Quantity	Base Number	Contract	AT	Region	England
% of FP17s for the same patient ID Re-attending within 3 months - Children	71	1,142	6.2%	12.0%	11.9%	12.4%
% of FP17s for the same patient ID Re-attending within 3 months - Adults	158	1,365	11.6%	15.6%	16.5%	16.6%
% of FP17s for the same patient ID Re-attending between 3 & 9 months - Children	575	1,142	50.4%	57.2%	60.2%	57.5%
% of FP17s for the same patient ID Re-attending between 3 & 9 months - Adults	513	1,365	37.6%	48.8%	52.0%	50.4%
% of FP17s for Band 1 Urgent Courses	218	2,129	10.2%	9.6%	9.5%	9.1%
% of FP17s Relating to Free Repair or Replacements	11	2,129	0.5%	0.8%	0.7%	0.8%
% of FP17s Relating to Continuations	4	2,129	0.2%	0.9%	1.2%	1.3%
% of Patients satisfied with the dentistry they have received	5	5	N/A	93.5%	92.9%	92.7%
% of Patients satisfied with the time they had to wait for an appointment	5	5	N/A	90.4%	88.8%	88.8%

* This is based on patients treated on this contract for their most recent course of treatment. Figures in italics indicate the base number of FP17s or Patient Questionnaire responses are less than 100. N/A is shown where the base number of responses is less than 10 during the period. % is calculated as Quantity/Base number*100

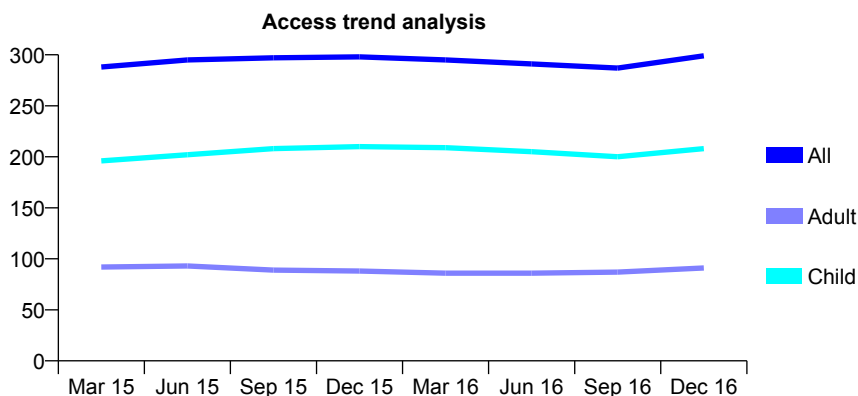
Q69 - Vital Signs At a Glance Contract Report for 911658/0001 - December 2016

Name or company name	KH Lee Dental Praticce
Contract type name	GDS Contract
Purpose of contract	General
Contract start date	01/04/2006
Contract end date	

16/17 Contracted general activity (UDA)	520
Carry forward general activity (UDA)	-10
16/17 Contracted orthodontic activity (UOA)	0
Carry forward orthodontic activity (UOA)	0
Baseline contract value	£11,945.68

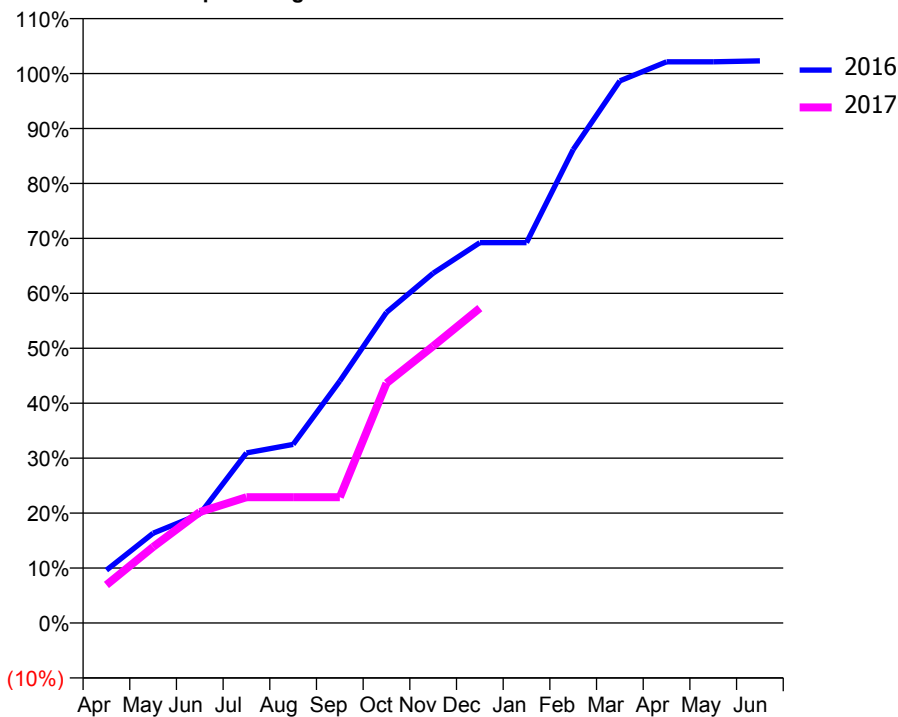
ACCESS*

Patients seen in 24 months	Total	Change since previous quarter
Quarter ending December 2015	298	
Quarter ending March 2016	295	↓
Quarter ending June 2016	291	↓
Quarter ending September 2016	287	↓
Quarter ending December 2016	299	↑
Variance since December 2015	0.3%	→



ACTIVITY

Cumulative percentage of contracted UDA delivered 2016 & 2017



Adjusted Scheduled Activity (UDA)

Month	2016	2017
April	50	36
May	85	72
June	103	105
July	161	119
August	169	119
September	229	119
October	294	227
November	331	262
December	360	298
January	360	
February	448	
March	513	
April	531	
May	531	
June	532	

QUALITY

	Quantity	Base Number	Contract	AT	Region	England
% of FP17s for the same patient ID Re-attending within 3 months - Children	3	192	1.6%	12.0%	11.9%	12.4%
% of FP17s for the same patient ID Re-attending within 3 months - Adults	0	33	0.0%	15.6%	16.5%	16.6%
% of FP17s for the same patient ID Re-attending between 3 & 9 months - Children	99	192	51.6%	57.2%	60.2%	57.5%
% of FP17s for the same patient ID Re-attending between 3 & 9 months - Adults	8	33	24.2%	48.8%	52.0%	50.4%
% of FP17s for Band 1 Urgent Courses	0	211	0.0%	9.6%	9.5%	9.1%
% of FP17s Relating to Free Repair or Replacements	0	211	0.0%	0.8%	0.7%	0.8%
% of FP17s Relating to Continuations	0	211	0.0%	0.9%	1.2%	1.3%
% of Patients satisfied with the dentistry they have received	0	0	N/A	93.5%	92.9%	92.7%
% of Patients satisfied with the time they had to wait for an appointment	0	0	N/A	90.4%	88.8%	88.8%

* This is based on patients treated on this contract for their most recent course of treatment. Figures in italics indicate the base number of FP17s or Patient Questionnaire responses are less than 100. N/A is shown where the base number of responses is less than 10 during the period. % is calculated as Quantity/Base number*100

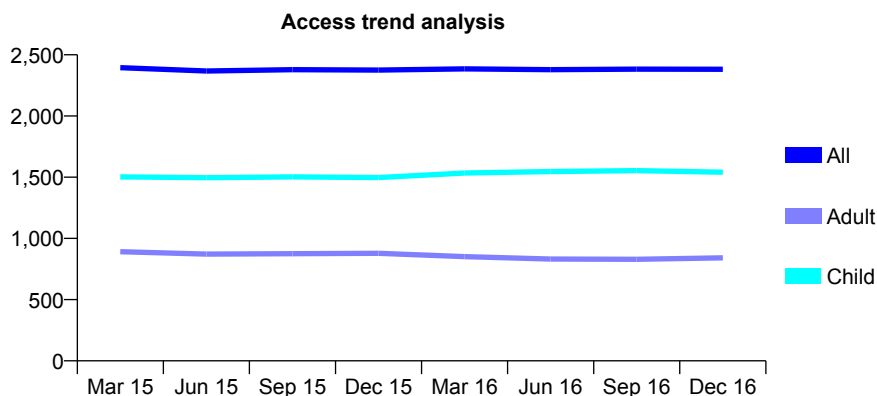
Q69 - Vital Signs At a Glance Contract Report for 912344/0001 - December 2016

Name or company name	MISS LE DAVIES
Contract type name	GDS Contract
Purpose of contract	General
Contract start date	01/04/2006
Contract end date	

16/17 Contracted general activity (UDA)	5,439
Carry forward general activity (UDA)	189
16/17 Contracted orthodontic activity (UOA)	0
Carry forward orthodontic activity (UOA)	0
Baseline contract value	£112,234.08

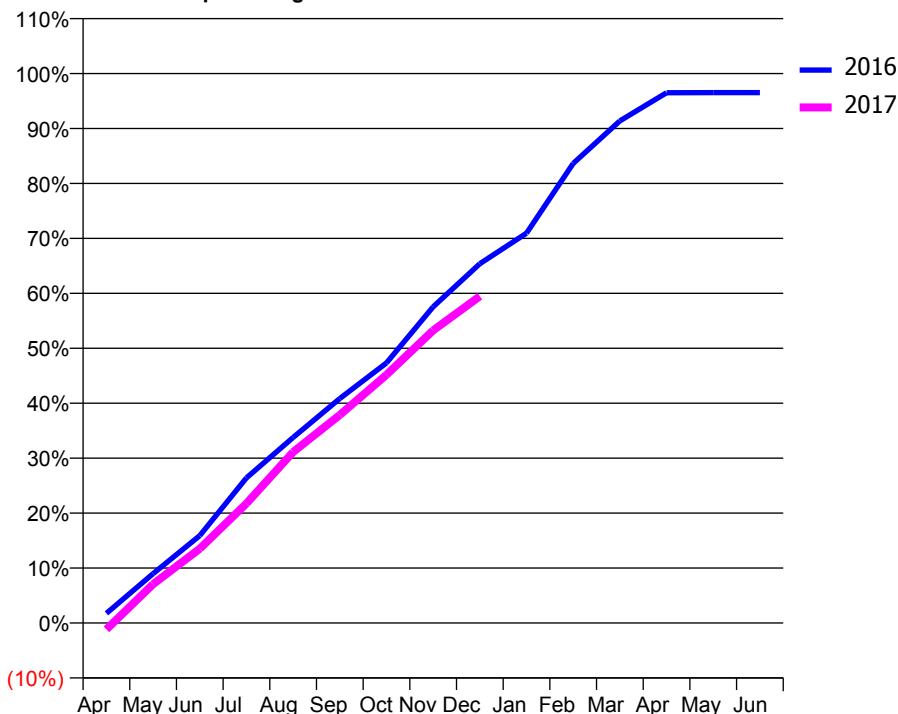
ACCESS*

Patients seen in 24 months	Total	Change since previous quarter
Quarter ending December 2015	2,375	
Quarter ending March 2016	2,385	→
Quarter ending June 2016	2,378	→
Quarter ending September 2016	2,383	→
Quarter ending December 2016	2,382	→
Variance since December 2015	0.3%	→



ACTIVITY

Cumulative percentage of contracted UDA delivered 2016 & 2017



Month	Adjusted Scheduled Activity (UDA)	
	2016	2017
April	96	-64
May	489	384
June	865	736
July	1,436	1,184
August	1,837	1,693
September	2,221	2,060
October	2,574	2,458
November	3,130	2,897
December	3,557	3,235
January	3,859	
February	4,550	
March	4,971	
April	5,248	
May	5,250	
June	5,250	

QUALITY

	Quantity	Base Number	Contract	AT	Region	England
% of FP17s for the same patient ID Re-attending within 3 months - Children	128	1,481	8.6%	12.0%	11.9%	12.4%
% of FP17s for the same patient ID Re-attending within 3 months - Adults	153	624	24.5%	15.6%	16.5%	16.6%
% of FP17s for the same patient ID Re-attending between 3 & 9 months - Children	596	1,481	40.2%	57.2%	60.2%	57.5%
% of FP17s for the same patient ID Re-attending between 3 & 9 months - Adults	204	624	32.7%	48.8%	52.0%	50.4%
% of FP17s for Band 1 Urgent Courses	114	1,974	5.8%	9.6%	9.5%	9.1%
% of FP17s Relating to Free Repair or Replacements	0	1,974	0.0%	0.8%	0.7%	0.8%
% of FP17s Relating to Continuations	0	1,974	0.0%	0.9%	1.2%	1.3%
% of Patients satisfied with the dentistry they have received	3	3	N/A	93.5%	92.9%	92.7%
% of Patients satisfied with the time they had to wait for an appointment	3	3	N/A	90.4%	88.8%	88.8%

* This is based on patients treated on this contract for their most recent course of treatment. Figures in italics indicate the base number of FP17s or Patient Questionnaire responses are less than 100. N/A is shown where the base number of responses is less than 10 during the period. % is calculated as Quantity/Base number*100

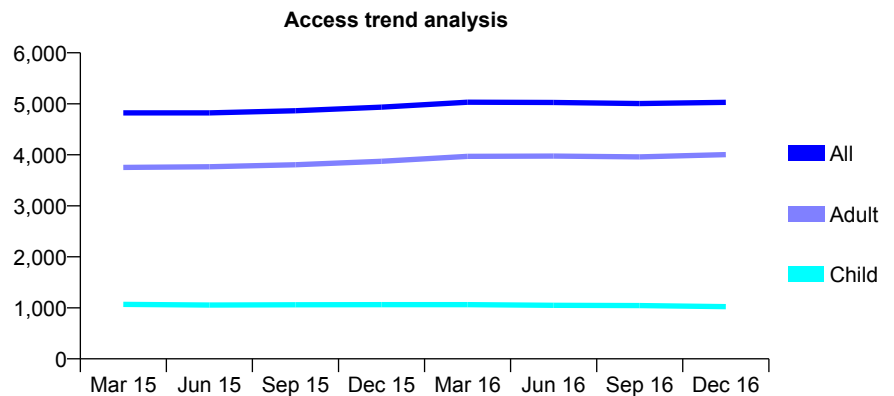
Q69 - Vital Signs At a Glance Contract Report for 915211/0001 - December 2016

Name or company name	MISS A CHANDARIA
Contract type name	GDS Contract
Purpose of contract	General
Contract start date	01/04/2006
Contract end date	

16/17 Contracted general activity (UDA)	12,723
Carry forward general activity (UDA)	118
16/17 Contracted orthodontic activity (UOA)	0
Carry forward orthodontic activity (UOA)	0
Baseline contract value	£299,910.66

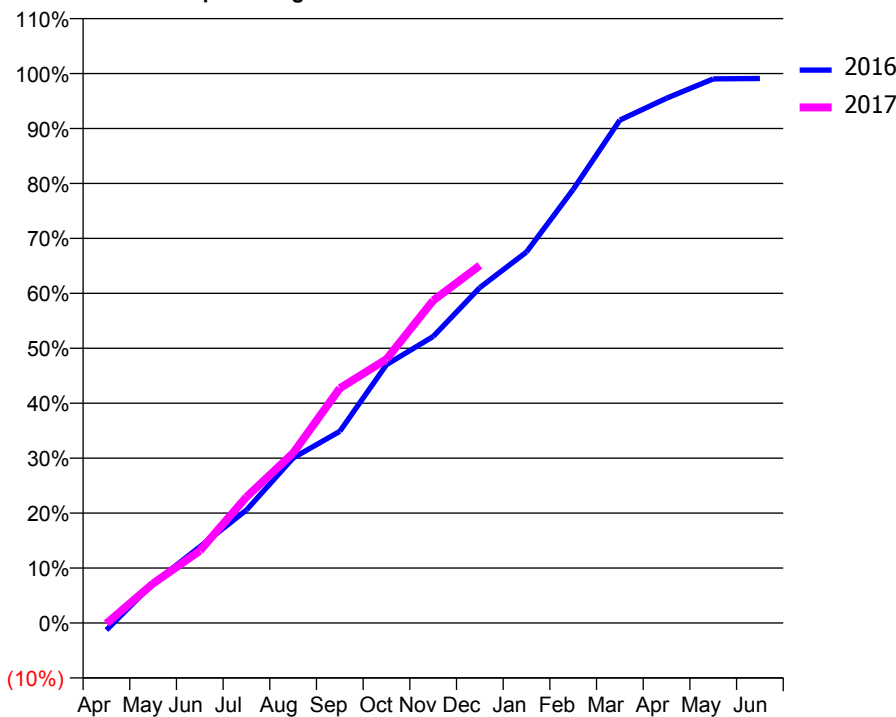
ACCESS*

Patients seen in 24 months	Total	Change since previous quarter
Quarter ending December 2015	4,934	
Quarter ending March 2016	5,032	→
Quarter ending June 2016	5,026	→
Quarter ending September 2016	5,004	→
Quarter ending December 2016	5,029	→
Variance since December 2015	1.9%	→



ACTIVITY

Cumulative percentage of contracted UDA delivered 2016 & 2017



Month	Adjusted Scheduled Activity (UDA)	
	2016	2017
April	-171	-14
May	955	917
June	1,833	1,672
July	2,721	2,921
August	3,971	3,936
September	4,612	5,436
October	6,218	6,108
November	6,895	7,468
December	8,072	8,280
January	8,929	
February	10,432	
March	12,101	
April	12,626	
May	13,092	
June	13,104	

QUALITY

	Quantity	Base Number	Contract	AT	Region	England
% of FP17s for the same patient ID Re-attending within 3 months - Children	50	893	5.6%	12.0%	11.9%	12.4%
% of FP17s for the same patient ID Re-attending within 3 months - Adults	391	3,658	10.7%	15.6%	16.5%	16.6%
% of FP17s for the same patient ID Re-attending between 3 & 9 months - Children	372	893	41.7%	57.2%	60.2%	57.5%
% of FP17s for the same patient ID Re-attending between 3 & 9 months - Adults	2,048	3,658	56.0%	48.8%	52.0%	50.4%
% of FP17s for Band 1 Urgent Courses	411	4,167	9.9%	9.6%	9.5%	9.1%
% of FP17s Relating to Free Repair or Replacements	9	4,167	0.2%	0.8%	0.7%	0.8%
% of FP17s Relating to Continuations	12	4,167	0.3%	0.9%	1.2%	1.3%
% of Patients satisfied with the dentistry they have received	16	17	94.1%	93.5%	92.9%	92.7%
% of Patients satisfied with the time they had to wait for an appointment	16	17	94.1%	90.4%	88.8%	88.8%

* This is based on patients treated on this contract for their most recent course of treatment. Figures in italics indicate the base number of FP17s or Patient Questionnaire responses are less than 100. N/A is shown where the base number of responses is less than 10 during the period. % is calculated as Quantity/Base number*100

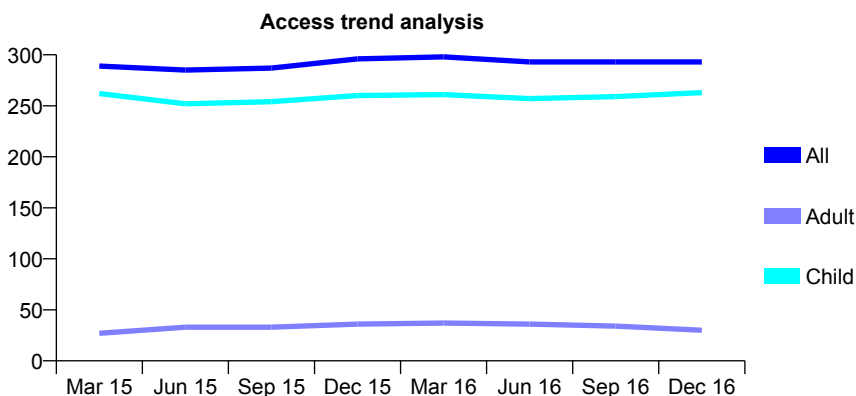
Q69 - Vital Signs At a Glance Contract Report for 915564/0001 - December 2016

Name or company name	MR JM PATEL
Contract type name	GDS Contract
Purpose of contract	General
Contract start date	01/04/2006
Contract end date	

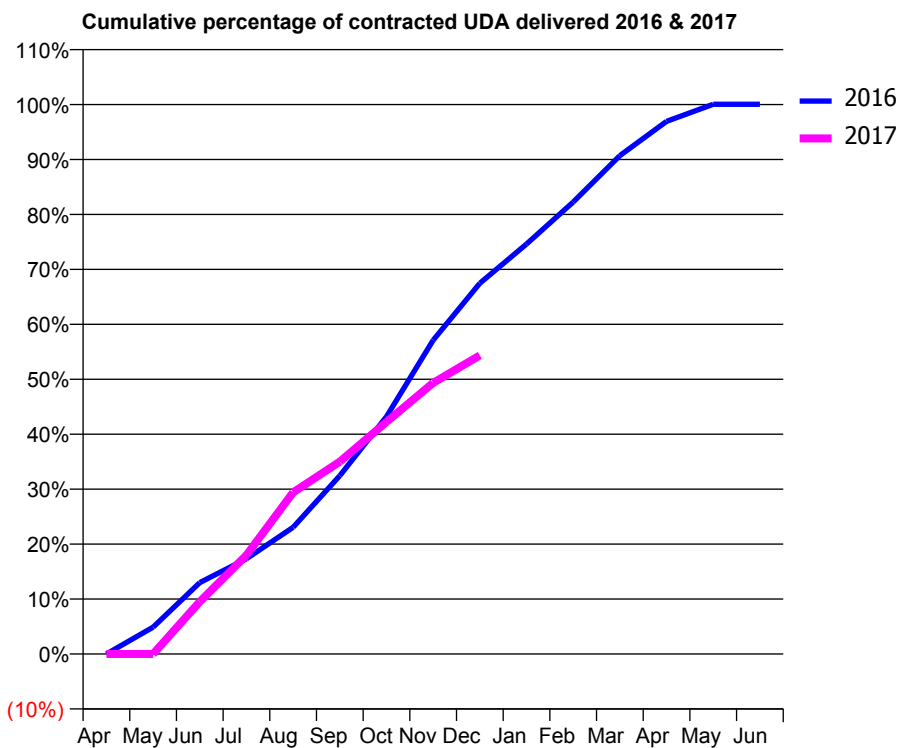
16/17 Contracted general activity (UDA)	580
Carry forward general activity (UDA)	0
16/17 Contracted orthodontic activity (UOA)	0
Carry forward orthodontic activity (UOA)	0
Baseline contract value	£11,097.26

ACCESS*

Patients seen in 24 months	Total	Change since previous quarter
Quarter ending December 2015	296	
Quarter ending March 2016	298	→
Quarter ending June 2016	293	↓
Quarter ending September 2016	293	→
Quarter ending December 2016	293	→
Variance since December 2015	(1.0%)	↓



ACTIVITY



Month	Adjusted Scheduled Activity (UDA)	
	2016	2017
April	0	0
May	28	0
June	75	55
July	101	104
August	134	171
September	188	203
October	251	245
November	331	286
December	391	315
January	433	
February	477	
March	526	
April	562	
May	580	
June	580	

QUALITY

	Quantity	Base Number	Contract	AT	Region	England
% of FP17s for the same patient ID Re-attending within 3 months - Children	10	298	3.4%	12.0%	11.9%	12.4%
% of FP17s for the same patient ID Re-attending within 3 months - Adults	0	0	N/A	15.6%	16.5%	16.6%
% of FP17s for the same patient ID Re-attending between 3 & 9 months - Children	225	298	75.5%	57.2%	60.2%	57.5%
% of FP17s for the same patient ID Re-attending between 3 & 9 months - Adults	0	0	N/A	48.8%	52.0%	50.4%
% of FP17s for Band 1 Urgent Courses	6	248	2.4%	9.6%	9.5%	9.1%
% of FP17s Relating to Free Repair or Replacements	0	248	0.0%	0.8%	0.7%	0.8%
% of FP17s Relating to Continuations	0	248	0.0%	0.9%	1.2%	1.3%
% of Patients satisfied with the dentistry they have received	0	0	N/A	93.5%	92.9%	92.7%
% of Patients satisfied with the time they had to wait for an appointment	0	0	N/A	90.4%	88.8%	88.8%

* This is based on patients treated on this contract for their most recent course of treatment. Figures in italics indicate the base number of FP17s or Patient Questionnaire responses are less than 100. N/A is shown where the base number of responses is less than 10 during the period. % is calculated as Quantity/Base number*100

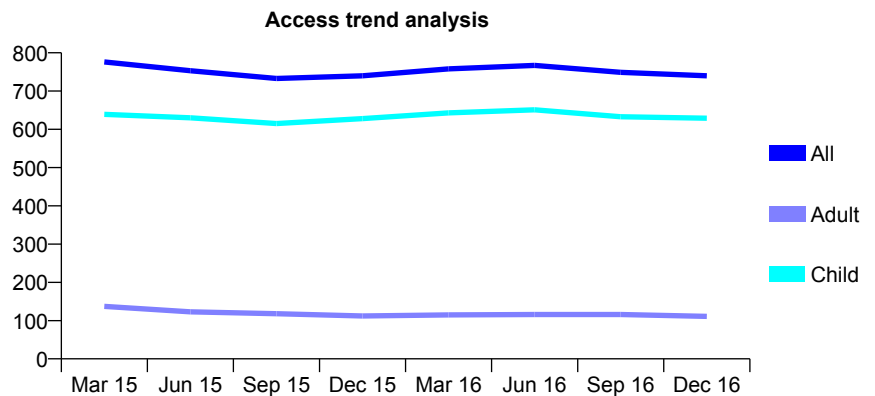
Q69 - Vital Signs At a Glance Contract Report for 916439/0001 - December 2016

Name or company name	MR A SYED
Contract type name	GDS Contract
Purpose of contract	General
Contract start date	01/04/2006
Contract end date	

16/17 Contracted general activity (UDA)	963
Carry forward general activity (UDA)	0
16/17 Contracted orthodontic activity (UOA)	0
Carry forward orthodontic activity (UOA)	0
Baseline contract value	£21,681.61

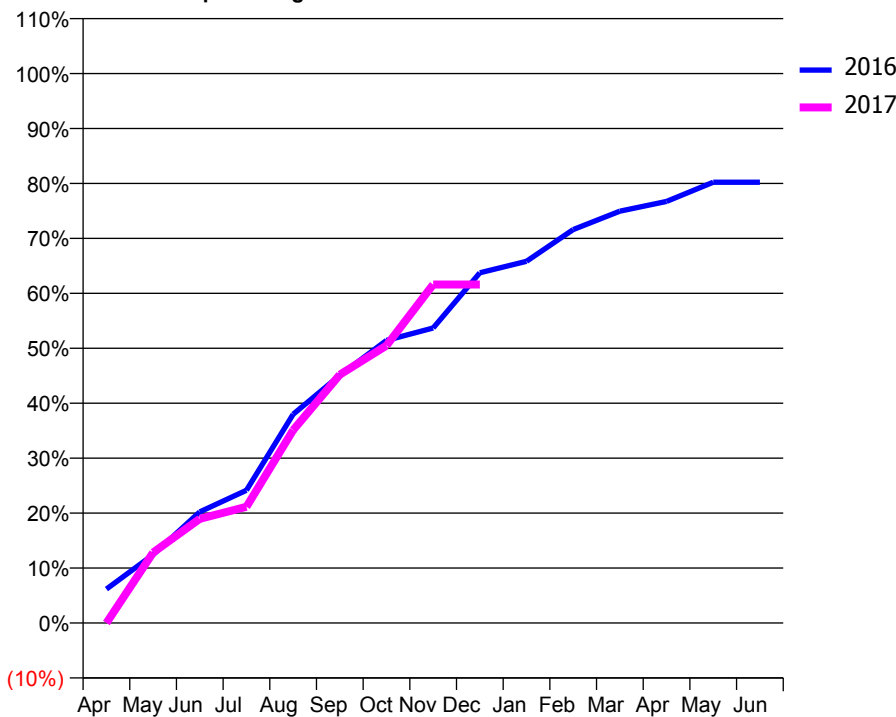
ACCESS*

Patients seen in 24 months	Total	Change since previous quarter
Quarter ending December 2015	740	
Quarter ending March 2016	758	↑
Quarter ending June 2016	767	→
Quarter ending September 2016	749	↓
Quarter ending December 2016	740	↓
Variance since December 2015	0.0%	→



ACTIVITY

Cumulative percentage of contracted UDA delivered 2016 & 2017



Month	Adjusted Scheduled Activity (UDA)	
	2016	2017
April	74	0
May	149	123
June	243	183
July	290	204
August	456	338
September	541	435
October	617	486
November	644	593
December	765	593
January	790	
February	859	
March	899	
April	921	
May	963	
June	963	

QUALITY

	Quantity	Base Number	Contract	AT	Region	England
% of FP17s for the same patient ID Re-attending within 3 months - Children	16	520	3.1%	12.0%	11.9%	12.4%
% of FP17s for the same patient ID Re-attending within 3 months - Adults	1	27	3.7%	15.6%	16.5%	16.6%
% of FP17s for the same patient ID Re-attending between 3 & 9 months - Children	246	520	47.3%	57.2%	60.2%	57.5%
% of FP17s for the same patient ID Re-attending between 3 & 9 months - Adults	7	27	25.9%	48.8%	52.0%	50.4%
% of FP17s for Band 1 Urgent Courses	6	486	1.2%	9.6%	9.5%	9.1%
% of FP17s Relating to Free Repair or Replacements	0	486	0.0%	0.8%	0.7%	0.8%
% of FP17s Relating to Continuations	0	486	0.0%	0.9%	1.2%	1.3%
% of Patients satisfied with the dentistry they have received	0	0	N/A	93.5%	92.9%	92.7%
% of Patients satisfied with the time they had to wait for an appointment	0	0	N/A	90.4%	88.8%	88.8%

* This is based on patients treated on this contract for their most recent course of treatment. Figures in italics indicate the base number of FP17s or Patient Questionnaire responses are less than 100. N/A is shown where the base number of responses is less than 10 during the period. % is calculated as Quantity/Base number*100

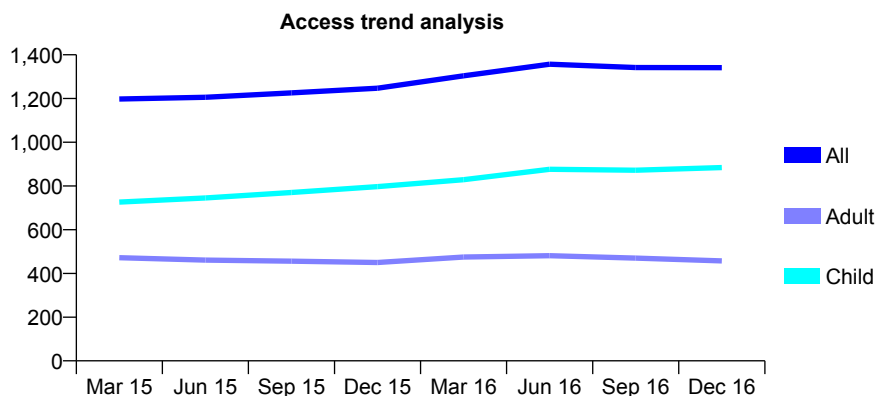
Q69 - Vital Signs At a Glance Contract Report for 917044/0001 - December 2016

Name or company name	MISS M KHANNA
Contract type name	GDS Contract
Purpose of contract	General
Contract start date	01/04/2006
Contract end date	

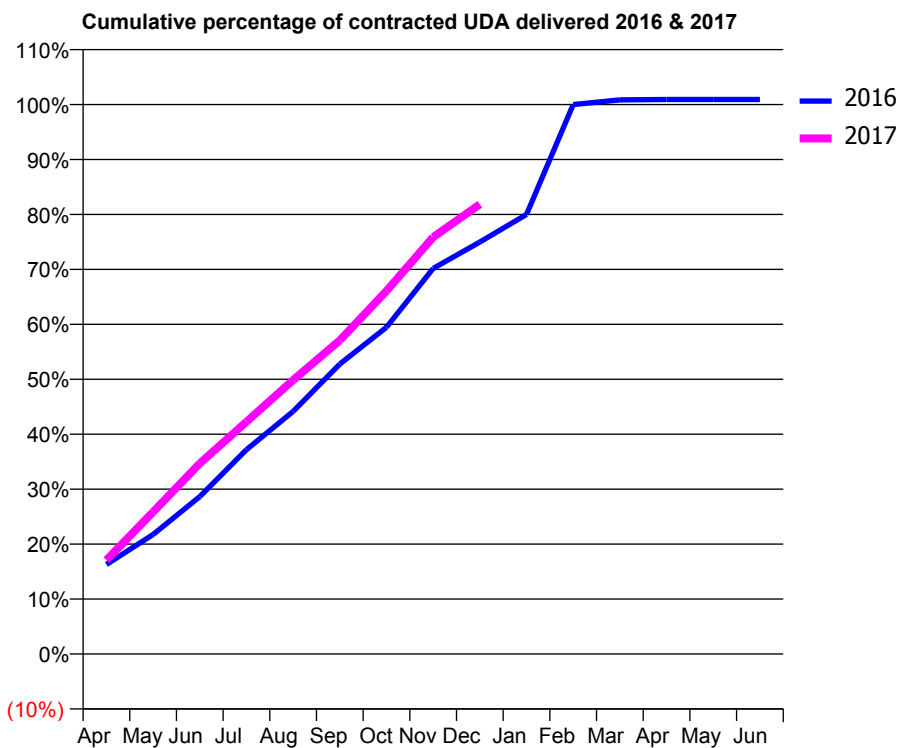
16/17 Contracted general activity (UDA)	3,000
Carry forward general activity (UDA)	-27
16/17 Contracted orthodontic activity (UOA)	0
Carry forward orthodontic activity (UOA)	0
Baseline contract value	£62,915.32

ACCESS*

Patients seen in 24 months	Total	Change since previous quarter
Quarter ending December 2015	1,247	
Quarter ending March 2016	1,304	↑
Quarter ending June 2016	1,357	↑
Quarter ending September 2016	1,342	↓
Quarter ending December 2016	1,341	→
Variance since December 2015	7.5%	↑



ACTIVITY



Month	Adjusted Scheduled Activity (UDA)	
	2016	2017
April	489	513
May	653	776
June	859	1,041
July	1,115	1,268
August	1,325	1,496
September	1,583	1,713
October	1,784	1,982
November	2,105	2,276
December	2,249	2,455
January	2,400	
February	2,999	
March	3,025	
April	3,027	
May	3,027	
June	3,027	

QUALITY

	Quantity	Base Number	Contract	AT	Region	England
% of FP17s for the same patient ID Re-attending within 3 months - Children	59	933	6.3%	12.0%	11.9%	12.4%
% of FP17s for the same patient ID Re-attending within 3 months - Adults	36	327	11.0%	15.6%	16.5%	16.6%
% of FP17s for the same patient ID Re-attending between 3 & 9 months - Children	464	933	49.7%	57.2%	60.2%	57.5%
% of FP17s for the same patient ID Re-attending between 3 & 9 months - Adults	119	327	36.4%	48.8%	52.0%	50.4%
% of FP17s for Band 1 Urgent Courses	47	1,260	3.7%	9.6%	9.5%	9.1%
% of FP17s Relating to Free Repair or Replacements	4	1,260	0.3%	0.8%	0.7%	0.8%
% of FP17s Relating to Continuations	20	1,260	1.6%	0.9%	1.2%	1.3%
% of Patients satisfied with the dentistry they have received	1	1	N/A	93.5%	92.9%	92.7%
% of Patients satisfied with the time they had to wait for an appointment	1	1	N/A	90.4%	88.8%	88.8%

* This is based on patients treated on this contract for their most recent course of treatment. Figures in italics indicate the base number of FP17s or Patient Questionnaire responses are less than 100. N/A is shown where the base number of responses is less than 10 during the period. % is calculated as Quantity/Base number*100

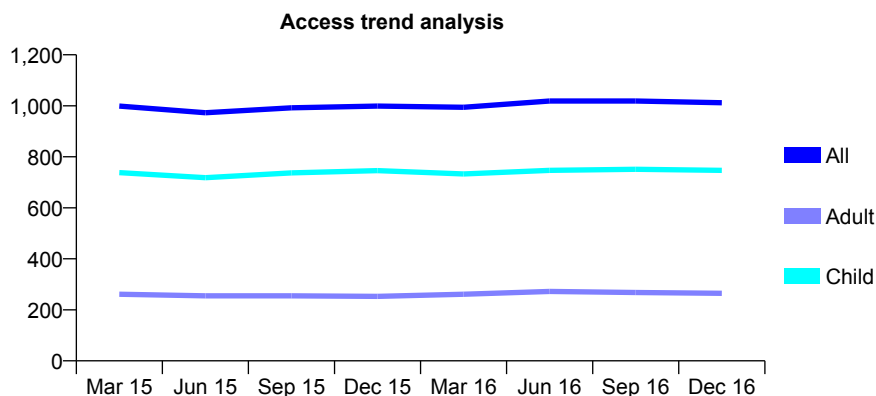
Q69 - Vital Signs At a Glance Contract Report for 919306/0001 - December 2016

Name or company name	MR DJ VAN DER SPUY
Contract type name	GDS Contract
Purpose of contract	General
Contract start date	01/04/2006
Contract end date	

16/17 Contracted general activity (UDA)	3,200
Carry forward general activity (UDA)	-6
16/17 Contracted orthodontic activity (UOA)	0
Carry forward orthodontic activity (UOA)	0
Baseline contract value	£73,529.58

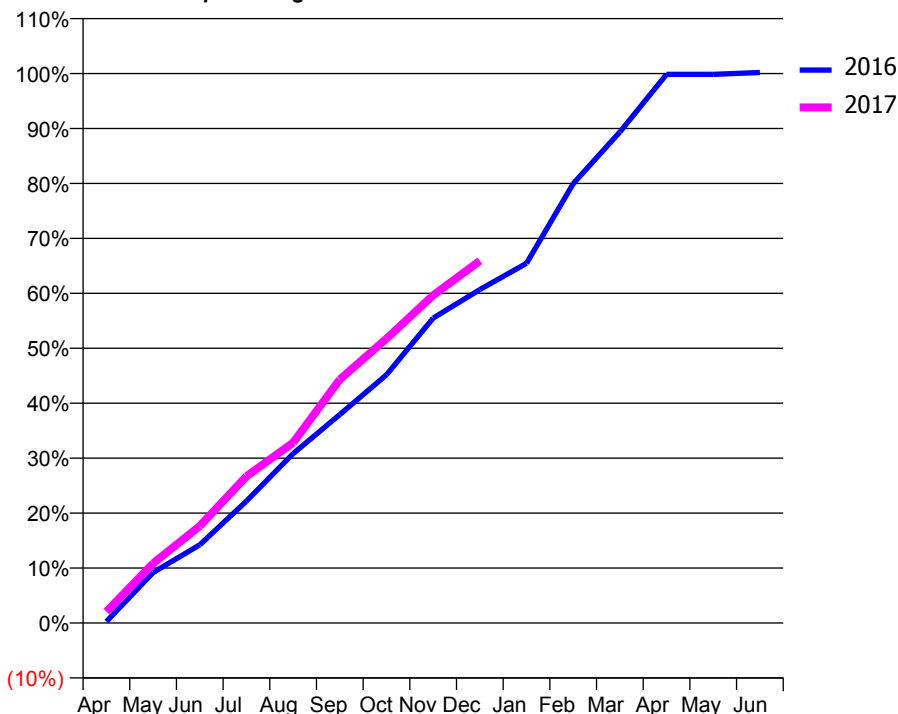
ACCESS*

Patients seen in 24 months	Total	Change since previous quarter
Quarter ending December 2015	999	
Quarter ending March 2016	994	→
Quarter ending June 2016	1,019	↑
Quarter ending September 2016	1,019	→
Quarter ending December 2016	1,012	→
Variance since December 2015	1.3%	→



ACTIVITY

Cumulative percentage of contracted UDA delivered 2016 & 2017



Month	Adjusted Scheduled Activity (UDA)	
	2016	2017
April	9	67
May	294	348
June	456	565
July	710	854
August	987	1,050
September	1,214	1,418
October	1,445	1,656
November	1,776	1,908
December	1,941	2,110
January	2,094	
February	2,559	
March	2,859	
April	3,195	
May	3,195	
June	3,206	

QUALITY

	Quantity	Base Number	Contract	AT	Region	England
% of FP17s for the same patient ID Re-attending within 3 months - Children	122	993	12.3%	12.0%	11.9%	12.4%
% of FP17s for the same patient ID Re-attending within 3 months - Adults	73	285	25.6%	15.6%	16.5%	16.6%
% of FP17s for the same patient ID Re-attending between 3 & 9 months - Children	677	993	68.2%	57.2%	60.2%	57.5%
% of FP17s for the same patient ID Re-attending between 3 & 9 months - Adults	173	285	60.7%	48.8%	52.0%	50.4%
% of FP17s for Band 1 Urgent Courses	54	1,115	4.8%	9.6%	9.5%	9.1%
% of FP17s Relating to Free Repair or Replacements	0	1,115	0.0%	0.8%	0.7%	0.8%
% of FP17s Relating to Continuations	6	1,115	0.5%	0.9%	1.2%	1.3%
% of Patients satisfied with the dentistry they have received	0	0	N/A	93.5%	92.9%	92.7%
% of Patients satisfied with the time they had to wait for an appointment	0	0	N/A	90.4%	88.8%	88.8%

* This is based on patients treated on this contract for their most recent course of treatment. Figures in italics indicate the base number of FP17s or Patient Questionnaire responses are less than 100. N/A is shown where the base number of responses is less than 10 during the period. % is calculated as Quantity/Base number*100

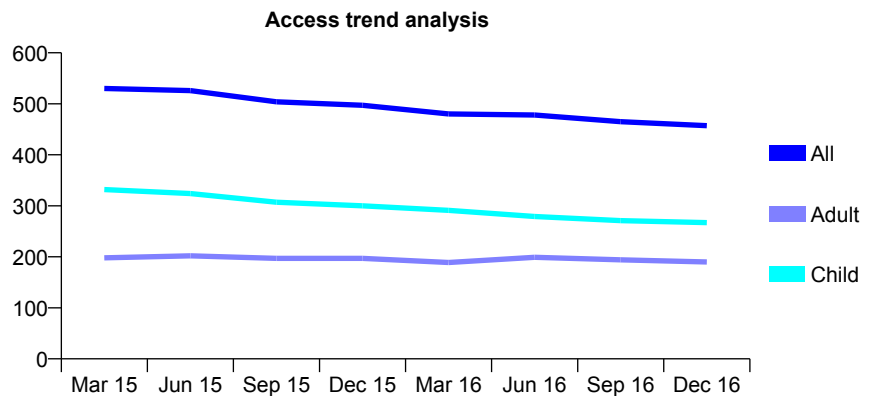
Q69 - Vital Signs At a Glance Contract Report for 920525/0001 - December 2016

Name or company name	MR T MOEHL
Contract type name	GDS Contract
Purpose of contract	General
Contract start date	01/04/2006
Contract end date	

16/17 Contracted general activity (UDA)	1,635
Carry forward general activity (UDA)	0
16/17 Contracted orthodontic activity (UOA)	0
Carry forward orthodontic activity (UOA)	0
Baseline contract value	£39,050.92

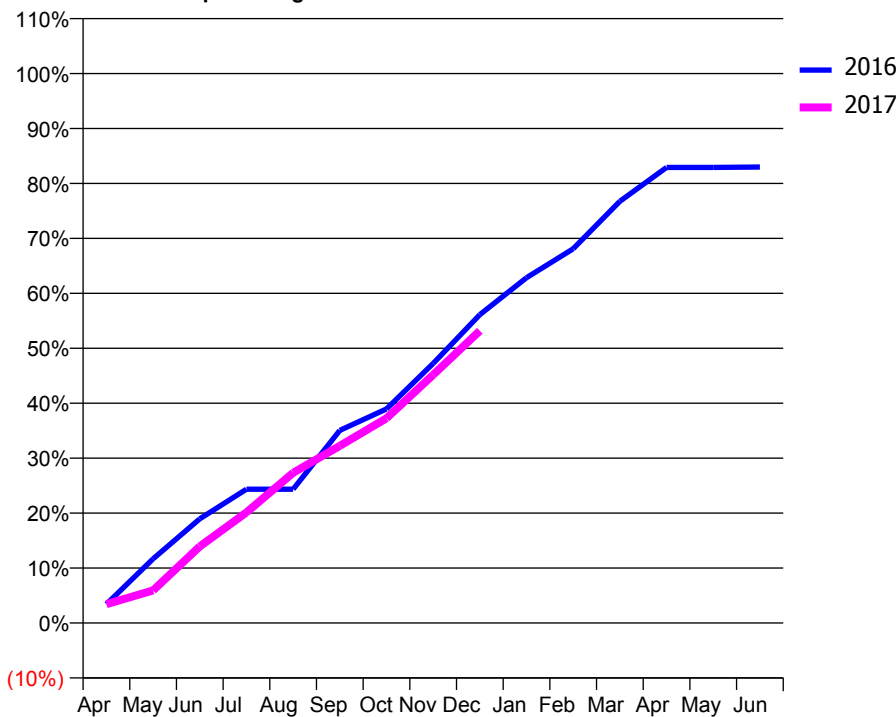
ACCESS*

Patients seen in 24 months	Total	Change since previous quarter
Quarter ending December 2015	497	
Quarter ending March 2016	480	↓
Quarter ending June 2016	478	→
Quarter ending September 2016	465	↓
Quarter ending December 2016	457	↓
Variance since December 2015	(8.0%)	↓



ACTIVITY

Cumulative percentage of contracted UDA delivered 2016 & 2017



Adjusted Scheduled Activity (UDA)		
Month	2016	2017
April	56	56
May	191	97
June	310	228
July	398	329
August	398	447
September	573	527
October	637	609
November	772	738
December	917	869
January	1,028	
February	1,114	
March	1,255	
April	1,356	
May	1,356	
June	1,357	

QUALITY

	Quantity	Base Number	Contract	AT	Region	England
% of FP17s for the same patient ID Re-attending within 3 months - Children	17	257	6.6%	12.0%	11.9%	12.4%
% of FP17s for the same patient ID Re-attending within 3 months - Adults	35	159	22.0%	15.6%	16.5%	16.6%
% of FP17s for the same patient ID Re-attending between 3 & 9 months - Children	101	257	39.3%	57.2%	60.2%	57.5%
% of FP17s for the same patient ID Re-attending between 3 & 9 months - Adults	78	159	49.1%	48.8%	52.0%	50.4%
% of FP17s for Band 1 Urgent Courses	2	327	0.6%	9.6%	9.5%	9.1%
% of FP17s Relating to Free Repair or Replacements	0	327	0.0%	0.8%	0.7%	0.8%
% of FP17s Relating to Continuations	9	327	2.8%	0.9%	1.2%	1.3%
% of Patients satisfied with the dentistry they have received	0	0	N/A	93.5%	92.9%	92.7%
% of Patients satisfied with the time they had to wait for an appointment	0	0	N/A	90.4%	88.8%	88.8%

* This is based on patients treated on this contract for their most recent course of treatment. Figures in italics indicate the base number of FP17s or Patient Questionnaire responses are less than 100. N/A is shown where the base number of responses is less than 10 during the period. % is calculated as Quantity/Base number*100

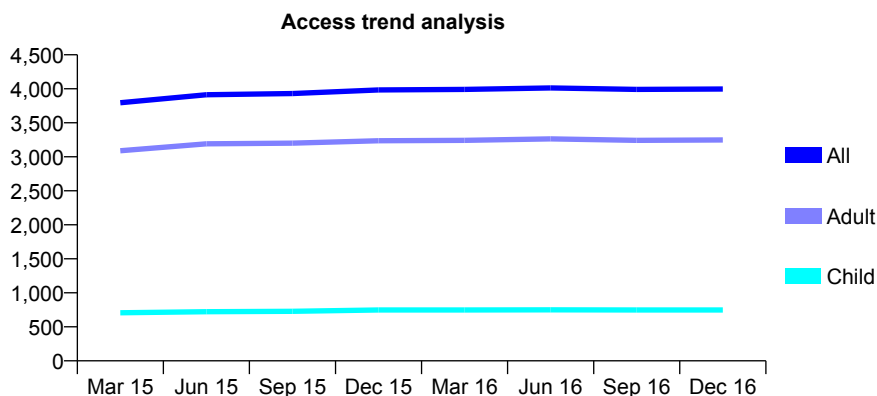
Q69 - Vital Signs At a Glance Contract Report for 920592/0001 - December 2016

Name or company name	MR AJ CROSBIE
Contract type name	GDS Contract
Purpose of contract	General
Contract start date	01/02/2009
Contract end date	

16/17 Contracted general activity (UDA)	10,001
Carry forward general activity (UDA)	129
16/17 Contracted orthodontic activity (UOA)	0
Carry forward orthodontic activity (UOA)	0
Baseline contract value	£233,208.48

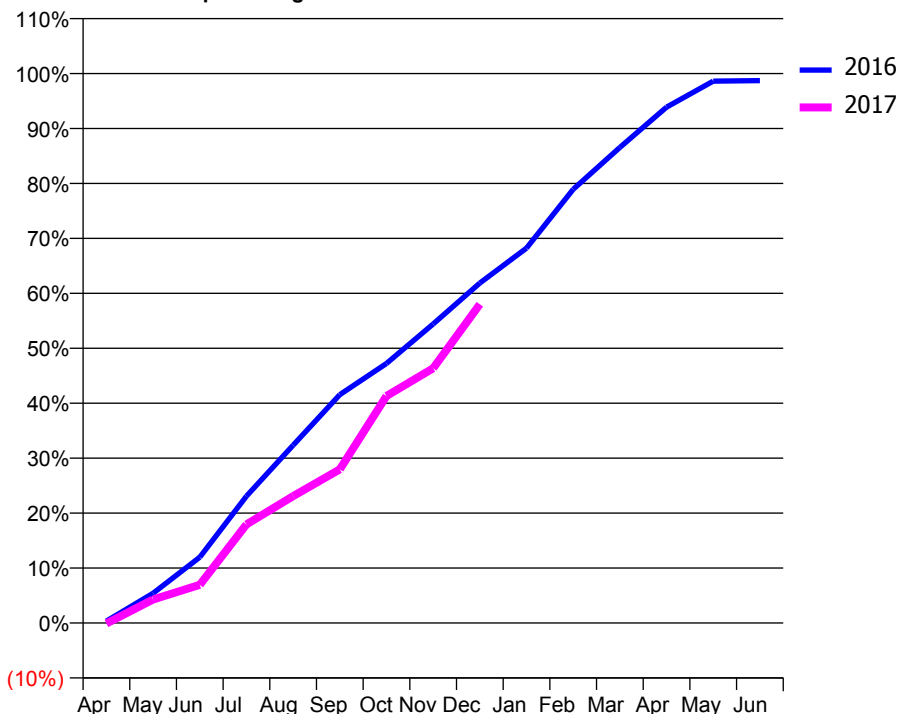
ACCESS*

Patients seen in 24 months	Total	Change since previous quarter
Quarter ending December 2015	3,984	
Quarter ending March 2016	3,991	→
Quarter ending June 2016	4,013	→
Quarter ending September 2016	3,991	→
Quarter ending December 2016	3,998	→
Variance since December 2015	0.4%	→



ACTIVITY

Cumulative percentage of contracted UDA delivered 2016 & 2017



Month	Adjusted Scheduled Activity (UDA)	
	2016	2017
April	35	-11
May	543	428
June	1,197	696
July	2,310	1,794
August	3,236	2,310
September	4,157	2,798
October	4,723	4,132
November	5,442	4,637
December	6,187	5,802
January	6,823	
February	7,894	
March	8,657	
April	9,387	
May	9,862	
June	9,872	

QUALITY

	Quantity	Base Number	Contract	AT	Region	England
% of FP17s for the same patient ID Re-attending within 3 months - Children	36	739	4.9%	12.0%	11.9%	12.4%
% of FP17s for the same patient ID Re-attending within 3 months - Adults	480	3,304	14.5%	15.6%	16.5%	16.6%
% of FP17s for the same patient ID Re-attending between 3 & 9 months - Children	415	739	56.2%	57.2%	60.2%	57.5%
% of FP17s for the same patient ID Re-attending between 3 & 9 months - Adults	1,820	3,304	55.1%	48.8%	52.0%	50.4%
% of FP17s for Band 1 Urgent Courses	234	3,362	7.0%	9.6%	9.5%	9.1%
% of FP17s Relating to Free Repair or Replacements	69	3,362	2.1%	0.8%	0.7%	0.8%
% of FP17s Relating to Continuations	17	3,362	0.5%	0.9%	1.2%	1.3%
% of Patients satisfied with the dentistry they have received	6	7	N/A	93.5%	92.9%	92.7%
% of Patients satisfied with the time they had to wait for an appointment	6	7	N/A	90.4%	88.8%	88.8%

* This is based on patients treated on this contract for their most recent course of treatment. Figures in italics indicate the base number of FP17s or Patient Questionnaire responses are less than 100. N/A is shown where the base number of responses is less than 10 during the period. % is calculated as Quantity/Base number*100

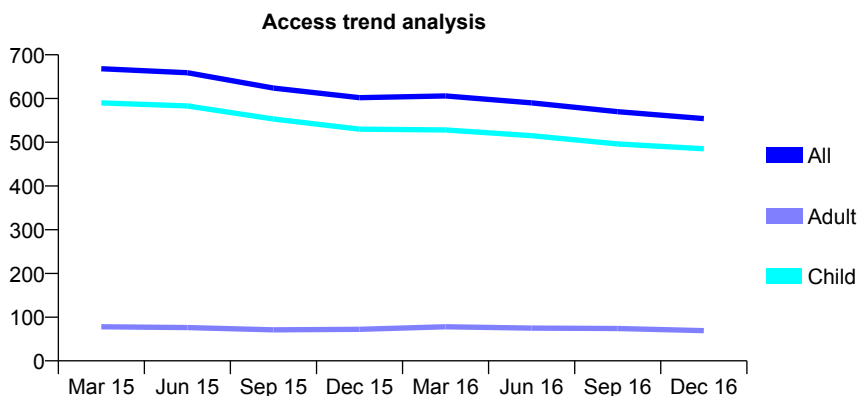
Q69 - Vital Signs At a Glance Contract Report for 920738/0002 - December 2016

Name or company name	MR A KOTHARI
Contract type name	GDS Contract
Purpose of contract	General
Contract start date	01/04/2006
Contract end date	

16/17 Contracted general activity (UDA)	945
Carry forward general activity (UDA)	-18
16/17 Contracted orthodontic activity (UOA)	0
Carry forward orthodontic activity (UOA)	0
Baseline contract value	£22,296.16

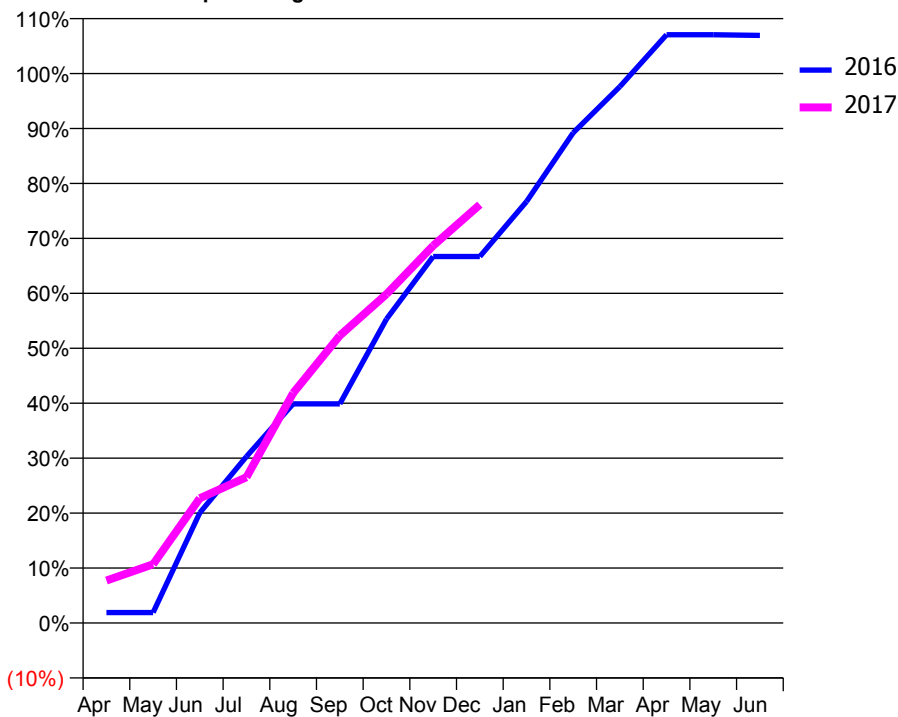
ACCESS*

Patients seen in 24 months	Total	Change since previous quarter
Quarter ending December 2015	602	
Quarter ending March 2016	606	→
Quarter ending June 2016	590	↓
Quarter ending September 2016	570	↓
Quarter ending December 2016	554	↓
Variance since December 2015	(8.0%)	↓



ACTIVITY

Cumulative percentage of contracted UDA delivered 2016 & 2017



Month	Adjusted Scheduled Activity (UDA)	
	2016	2017
April	18	73
May	18	101
June	190	215
July	286	251
August	377	395
September	377	494
October	523	566
November	630	649
December	630	720
January	725	
February	843	
March	922	
April	1,012	
May	1,012	
June	1,011	

QUALITY

	Quantity	Base Number	Contract	AT	Region	England
% of FP17s for the same patient ID Re-attending within 3 months - Children	41	604	6.8%	12.0%	11.9%	12.4%
% of FP17s for the same patient ID Re-attending within 3 months - Adults	3	24	12.5%	15.6%	16.5%	16.6%
% of FP17s for the same patient ID Re-attending between 3 & 9 months - Children	375	604	62.1%	57.2%	60.2%	57.5%
% of FP17s for the same patient ID Re-attending between 3 & 9 months - Adults	15	24	62.5%	48.8%	52.0%	50.4%
% of FP17s for Band 1 Urgent Courses	13	555	2.3%	9.6%	9.5%	9.1%
% of FP17s Relating to Free Repair or Replacements	0	555	0.0%	0.8%	0.7%	0.8%
% of FP17s Relating to Continuations	0	555	0.0%	0.9%	1.2%	1.3%
% of Patients satisfied with the dentistry they have received	0	0	N/A	93.5%	92.9%	92.7%
% of Patients satisfied with the time they had to wait for an appointment	0	0	N/A	90.4%	88.8%	88.8%

* This is based on patients treated on this contract for their most recent course of treatment. Figures in italics indicate the base number of FP17s or Patient Questionnaire responses are less than 100. N/A is shown where the base number of responses is less than 10 during the period. % is calculated as Quantity/Base number*100

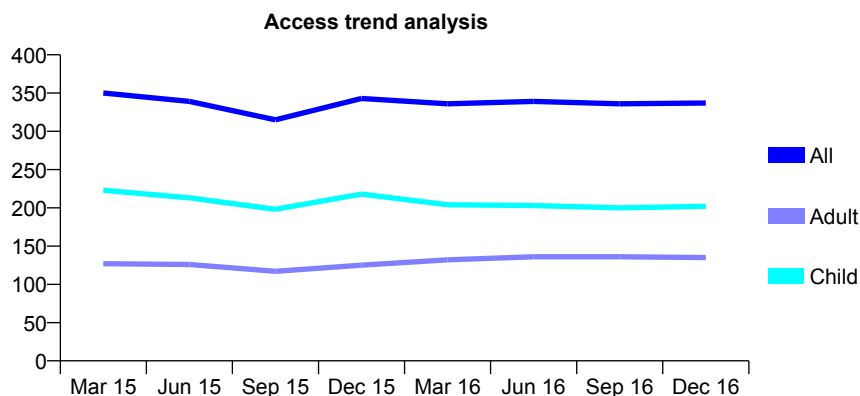
Q69 - Vital Signs At a Glance Contract Report for 921270/0001 - December 2016

Name or company name	MR MN GOSZTONYI
Contract type name	GDS Contract
Purpose of contract	General
Contract start date	01/04/2006
Contract end date	

16/17 Contracted general activity (UDA)	766
Carry forward general activity (UDA)	0
16/17 Contracted orthodontic activity (UOA)	0
Carry forward orthodontic activity (UOA)	0
Baseline contract value	£17,016.94

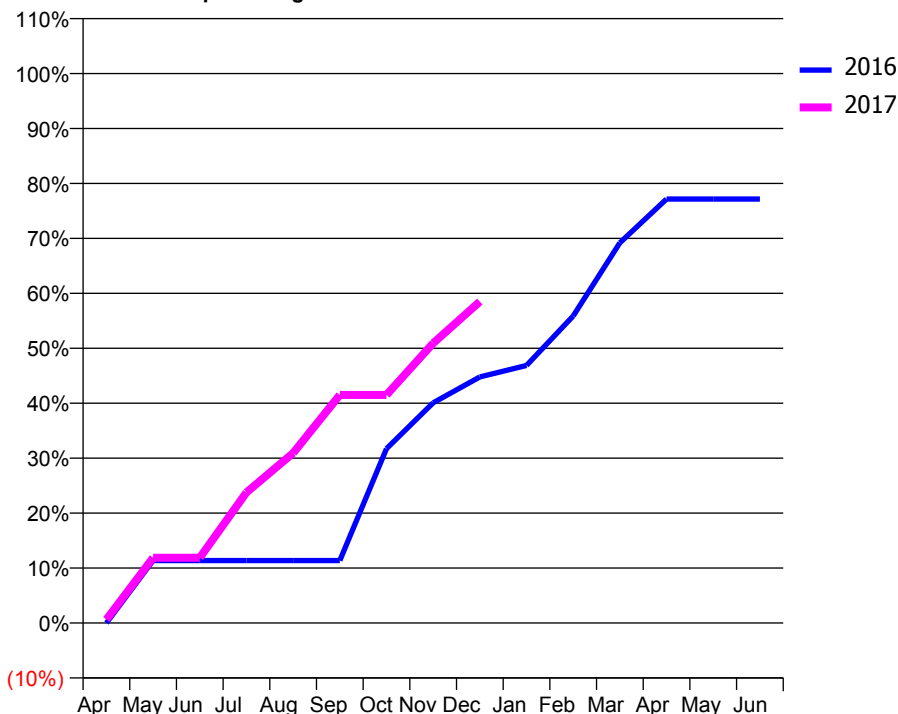
ACCESS*

Patients seen in 24 months	Total	Change since previous quarter
Quarter ending December 2015	343	
Quarter ending March 2016	336	↓
Quarter ending June 2016	339	→
Quarter ending September 2016	336	→
Quarter ending December 2016	337	→
Variance since December 2015	(1.7%)	↓



ACTIVITY

Cumulative percentage of contracted UDA delivered 2016 & 2017



Month	Adjusted Scheduled Activity (UDA)	
	2016	2017
April	0	5
May	87	91
June	87	91
July	87	182
August	87	237
September	87	318
October	243	318
November	307	390
December	343	448
January	359	
February	428	
March	530	
April	591	
May	591	
June	591	

QUALITY

	Quantity	Base Number	Contract	AT	Region	England
% of FP17s for the same patient ID Re-attending within 3 months - Children	7	231	3.0%	12.0%	11.9%	12.4%
% of FP17s for the same patient ID Re-attending within 3 months - Adults	11	94	11.7%	15.6%	16.5%	16.6%
% of FP17s for the same patient ID Re-attending between 3 & 9 months - Children	169	231	73.2%	57.2%	60.2%	57.5%
% of FP17s for the same patient ID Re-attending between 3 & 9 months - Adults	53	94	56.4%	48.8%	52.0%	50.4%
% of FP17s for Band 1 Urgent Courses	0	286	0.0%	9.6%	9.5%	9.1%
% of FP17s Relating to Free Repair or Replacements	0	286	0.0%	0.8%	0.7%	0.8%
% of FP17s Relating to Continuations	5	286	1.7%	0.9%	1.2%	1.3%
% of Patients satisfied with the dentistry they have received	0	0	N/A	93.5%	92.9%	92.7%
% of Patients satisfied with the time they had to wait for an appointment	0	0	N/A	90.4%	88.8%	88.8%

* This is based on patients treated on this contract for their most recent course of treatment. Figures in italics indicate the base number of FP17s or Patient Questionnaire responses are less than 100. N/A is shown where the base number of responses is less than 10 during the period. % is calculated as Quantity/Base number*100

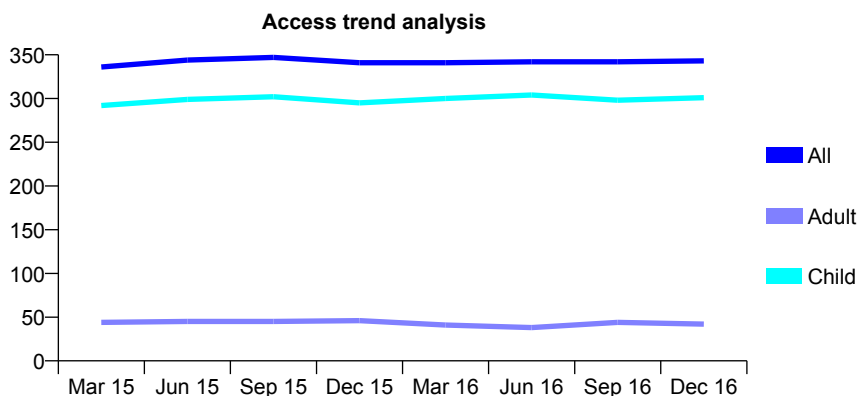
Q69 - Vital Signs At a Glance Contract Report for 924865/0003 - December 2016

Name or company name	Owlsmoor Dental Surgery
Contract type name	GDS Contract
Purpose of contract	General
Contract start date	28/05/2013
Contract end date	

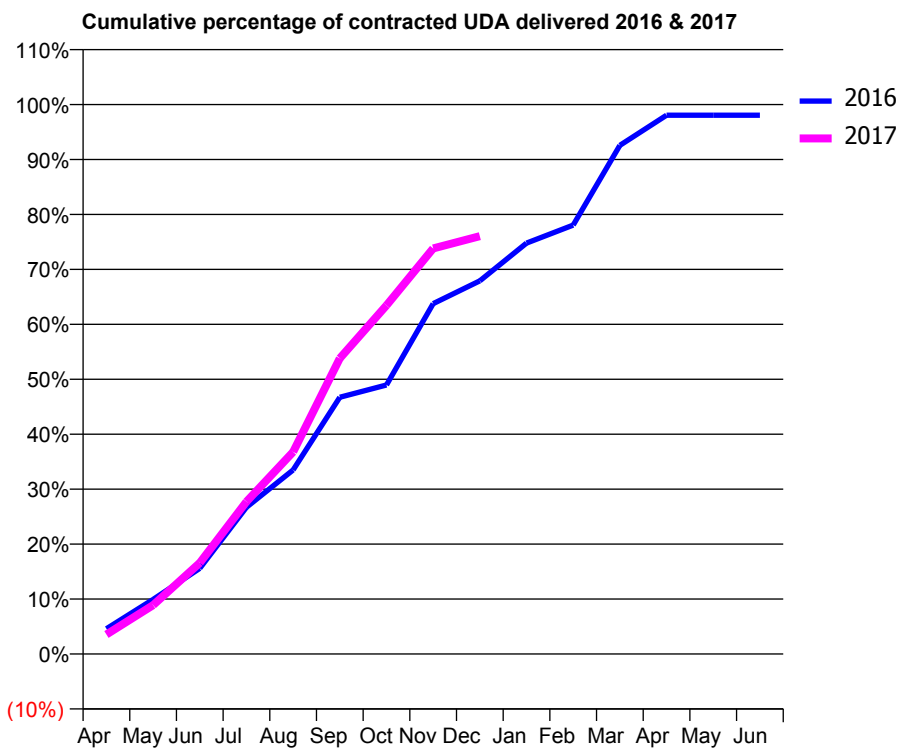
16/17 Contracted general activity (UDA)	675
Carry forward general activity (UDA)	13
16/17 Contracted orthodontic activity (UOA)	0
Carry forward orthodontic activity (UOA)	0
Baseline contract value	£17,717.26

ACCESS*

Patients seen in 24 months	Total	Change since previous quarter
Quarter ending December 2015	341	
Quarter ending March 2016	341	→
Quarter ending June 2016	342	→
Quarter ending September 2016	342	→
Quarter ending December 2016	343	→
Variance since December 2015	0.6%	→



ACTIVITY



Month	Adjusted Scheduled Activity (UDA)	
	2016	2017
April	31	24
May	67	60
June	105	112
July	180	187
August	226	248
September	315	363
October	330	428
November	430	498
December	458	513
January	505	
February	527	
March	625	
April	662	
May	662	
June	662	

QUALITY

	Quantity	Base Number	Contract	AT	Region	England
% of FP17s for the same patient ID Re-attending within 3 months - Children	37	356	10.4%	12.0%	11.9%	12.4%
% of FP17s for the same patient ID Re-attending within 3 months - Adults	2	11	18.2%	15.6%	16.5%	16.6%
% of FP17s for the same patient ID Re-attending between 3 & 9 months - Children	208	356	58.4%	57.2%	60.2%	57.5%
% of FP17s for the same patient ID Re-attending between 3 & 9 months - Adults	5	11	45.5%	48.8%	52.0%	50.4%
% of FP17s for Band 1 Urgent Courses	1	336	0.3%	9.6%	9.5%	9.1%
% of FP17s Relating to Free Repair or Replacements	1	336	0.3%	0.8%	0.7%	0.8%
% of FP17s Relating to Continuations	5	336	1.5%	0.9%	1.2%	1.3%
% of Patients satisfied with the dentistry they have received	0	0	N/A	93.5%	92.9%	92.7%
% of Patients satisfied with the time they had to wait for an appointment	0	0	N/A	90.4%	88.8%	88.8%

* This is based on patients treated on this contract for their most recent course of treatment. Figures in italics indicate the base number of FP17s or Patient Questionnaire responses are less than 100. N/A is shown where the base number of responses is less than 10 during the period. % is calculated as Quantity/Base number*100

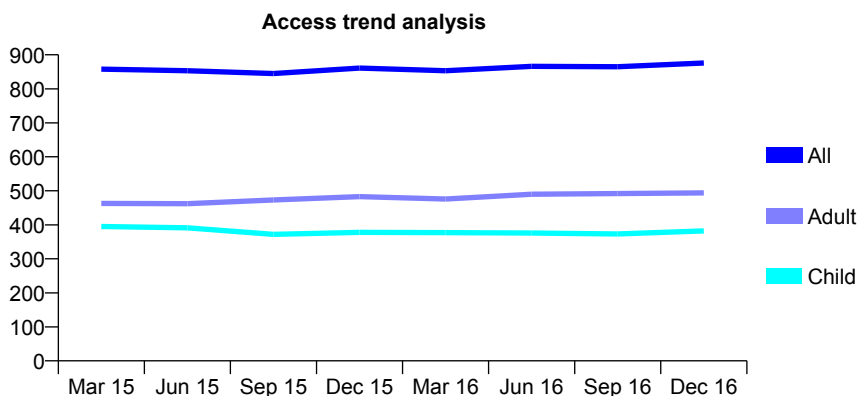
Q69 - Vital Signs At a Glance Contract Report for 925446/0001 - December 2016

Name or company name	MR C HOTH
Contract type name	GDS Contract
Purpose of contract	General
Contract start date	01/04/2009
Contract end date	

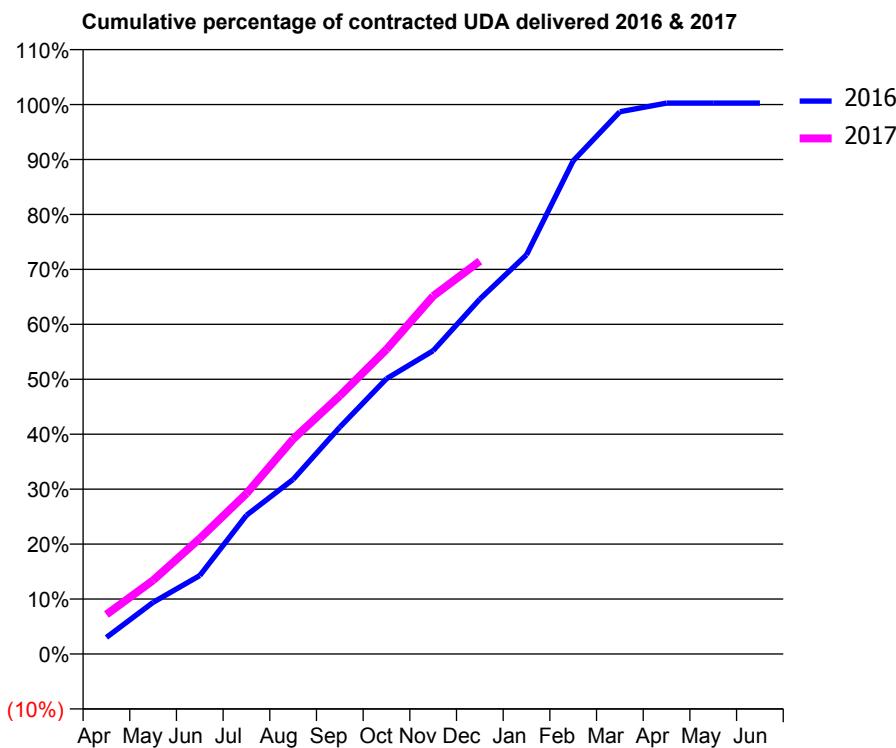
16/17 Contracted general activity (UDA)	2,734
Carry forward general activity (UDA)	-7
16/17 Contracted orthodontic activity (UOA)	0
Carry forward orthodontic activity (UOA)	0
Baseline contract value	£64,630.21

ACCESS*

Patients seen in 24 months	Total	Change since previous quarter
Quarter ending December 2015	861	
Quarter ending March 2016	853	→
Quarter ending June 2016	866	→
Quarter ending September 2016	865	→
Quarter ending December 2016	876	→
Variance since December 2015	1.7%	→



ACTIVITY



Month	Adjusted Scheduled Activity (UDA)	
	2016	2017
April	82	197
May	257	367
June	390	575
July	690	798
August	869	1,069
September	1,129	1,285
October	1,370	1,516
November	1,509	1,781
December	1,766	1,955
January	1,986	
February	2,454	
March	2,698	
April	2,741	
May	2,741	
June	2,741	

QUALITY

	Quantity	Base Number	Contract	AT	Region	England
% of FP17s for the same patient ID Re-attending within 3 months - Children	35	374	9.4%	12.0%	11.9%	12.4%
% of FP17s for the same patient ID Re-attending within 3 months - Adults	57	451	12.6%	15.6%	16.5%	16.6%
% of FP17s for the same patient ID Re-attending between 3 & 9 months - Children	215	374	57.5%	57.2%	60.2%	57.5%
% of FP17s for the same patient ID Re-attending between 3 & 9 months - Adults	233	451	51.7%	48.8%	52.0%	50.4%
% of FP17s for Band 1 Urgent Courses	53	809	6.6%	9.6%	9.5%	9.1%
% of FP17s Relating to Free Repair or Replacements	0	809	0.0%	0.8%	0.7%	0.8%
% of FP17s Relating to Continuations	0	809	0.0%	0.9%	1.2%	1.3%
% of Patients satisfied with the dentistry they have received	4	4	N/A	93.5%	92.9%	92.7%
% of Patients satisfied with the time they had to wait for an appointment	4	4	N/A	90.4%	88.8%	88.8%

* This is based on patients treated on this contract for their most recent course of treatment. Figures in italics indicate the base number of FP17s or Patient Questionnaire responses are less than 100. N/A is shown where the base number of responses is less than 10 during the period. % is calculated as Quantity/Base number*100

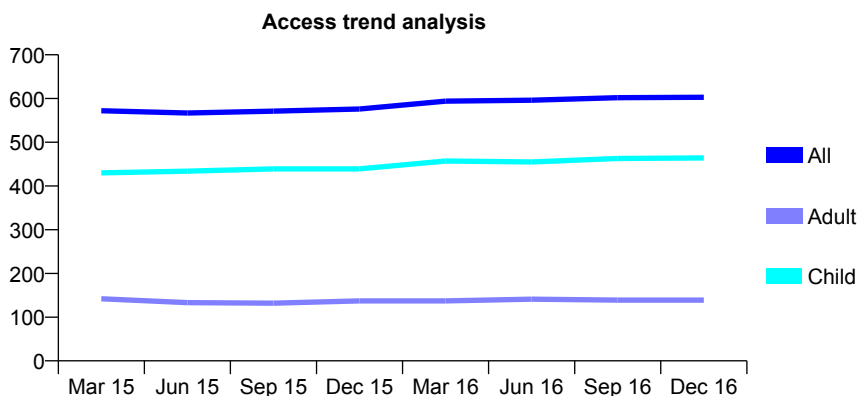
Q69 - Vital Signs At a Glance Contract Report for 926361/0001 - December 2016

Name or company name	DR F TALHI
Contract type name	GDS Contract
Purpose of contract	General
Contract start date	01/04/2006
Contract end date	

16/17 Contracted general activity (UDA)	1,000
Carry forward general activity (UDA)	21
16/17 Contracted orthodontic activity (UOA)	0
Carry forward orthodontic activity (UOA)	0
Baseline contract value	£23,369.56

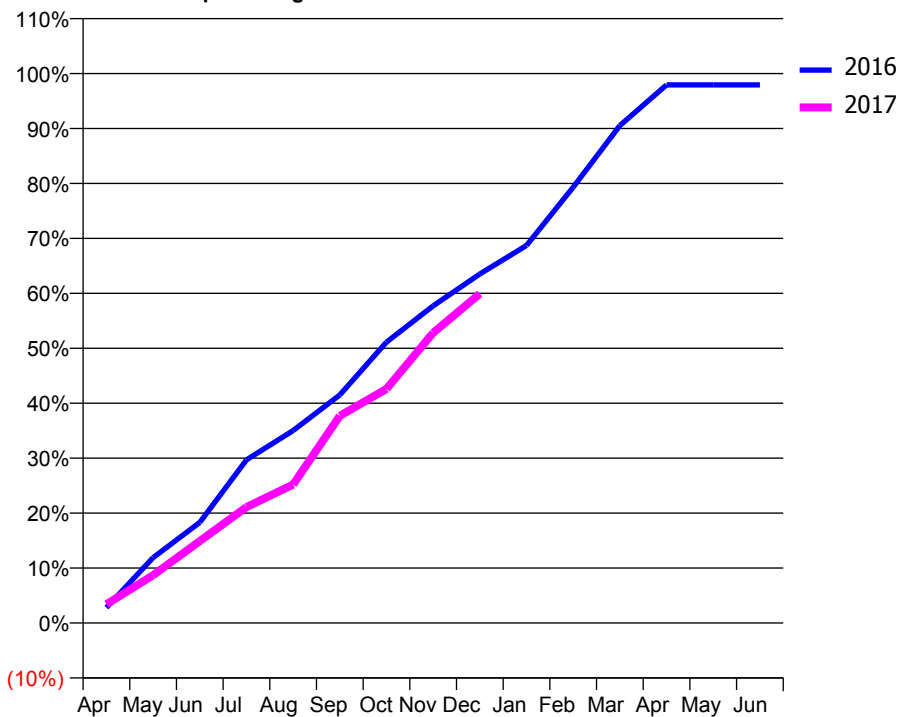
ACCESS*

Patients seen in 24 months	Total	Change since previous quarter
Quarter ending December 2015	576	
Quarter ending March 2016	594	↑
Quarter ending June 2016	596	→
Quarter ending September 2016	602	→
Quarter ending December 2016	603	→
Variance since December 2015	4.7%	↑



ACTIVITY

Cumulative percentage of contracted UDA delivered 2016 & 2017



Month	Adjusted Scheduled Activity (UDA)	
	2016	2017
April	28	34
May	119	87
June	183	149
July	297	211
August	350	252
September	415	377
October	511	426
November	577	528
December	635	599
January	687	
February	793	
March	905	
April	979	
May	979	
June	979	

QUALITY

	Quantity	Base Number	Contract	AT	Region	England
% of FP17s for the same patient ID Re-attending within 3 months - Children	11	410	2.7%	12.0%	11.9%	12.4%
% of FP17s for the same patient ID Re-attending within 3 months - Adults	10	95	10.5%	15.6%	16.5%	16.6%
% of FP17s for the same patient ID Re-attending between 3 & 9 months - Children	230	410	56.1%	57.2%	60.2%	57.5%
% of FP17s for the same patient ID Re-attending between 3 & 9 months - Adults	43	95	45.3%	48.8%	52.0%	50.4%
% of FP17s for Band 1 Urgent Courses	1	465	0.2%	9.6%	9.5%	9.1%
% of FP17s Relating to Free Repair or Replacements	0	465	0.0%	0.8%	0.7%	0.8%
% of FP17s Relating to Continuations	9	465	1.9%	0.9%	1.2%	1.3%
% of Patients satisfied with the dentistry they have received	0	0	N/A	93.5%	92.9%	92.7%
% of Patients satisfied with the time they had to wait for an appointment	0	0	N/A	90.4%	88.8%	88.8%

* This is based on patients treated on this contract for their most recent course of treatment. Figures in italics indicate the base number of FP17s or Patient Questionnaire responses are less than 100. N/A is shown where the base number of responses is less than 10 during the period. % is calculated as Quantity/Base number*100

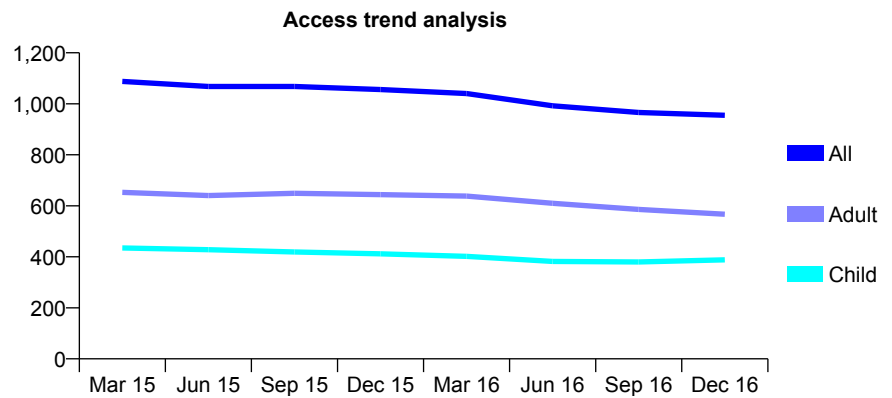
Q69 - Vital Signs At a Glance Contract Report for 930997/0002 - December 2016

Name or company name	MR PF MITCHELL
Contract type name	GDS Contract
Purpose of contract	General
Contract start date	11/05/2012
Contract end date	

16/17 Contracted general activity (UDA)	1,914
Carry forward general activity (UDA)	-16
16/17 Contracted orthodontic activity (UOA)	0
Carry forward orthodontic activity (UOA)	0
Baseline contract value	£44,894.06

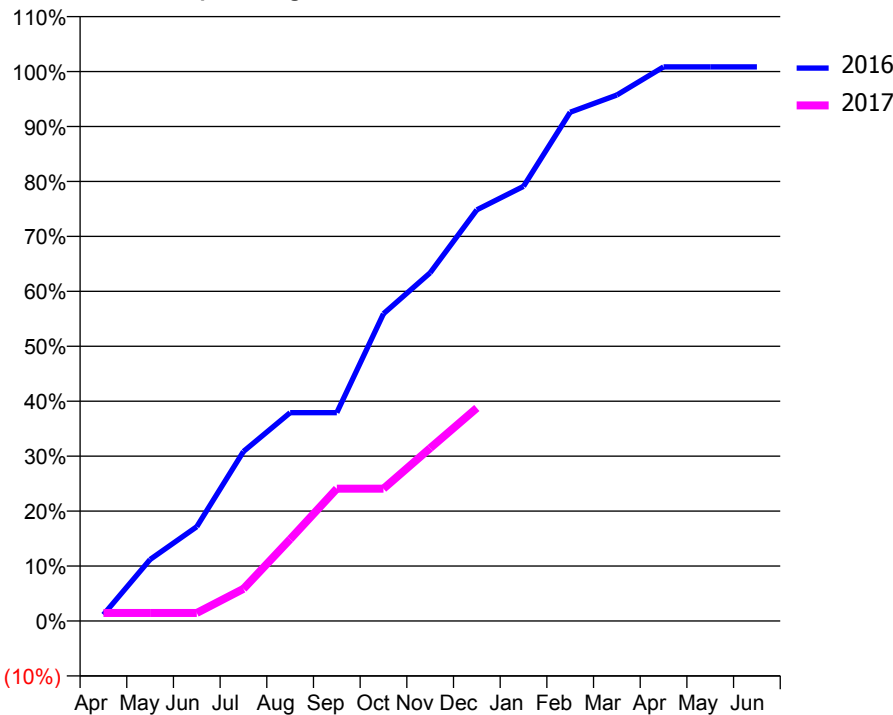
ACCESS*

Patients seen in 24 months	Total	Change since previous quarter
Quarter ending December 2015	1,056	
Quarter ending March 2016	1,040	↓
Quarter ending June 2016	992	↓
Quarter ending September 2016	966	↓
Quarter ending December 2016	955	↓
Variance since December 2015	(9.6%)	↓



ACTIVITY

Cumulative percentage of contracted UDA delivered 2016 & 2017



Month	Adjusted Scheduled Activity (UDA)	
	2016	2017
April	22	28
May	214	28
June	329	28
July	591	112
August	726	285
September	726	461
October	1,071	461
November	1,213	602
December	1,432	742
January	1,514	
February	1,772	
March	1,832	
April	1,930	
May	1,930	
June	1,930	

QUALITY

	Quantity	Base Number	Contract	AT	Region	England
% of FP17s for the same patient ID Re-attending within 3 months - Children	11	229	4.8%	12.0%	11.9%	12.4%
% of FP17s for the same patient ID Re-attending within 3 months - Adults	11	249	4.4%	15.6%	16.5%	16.6%
% of FP17s for the same patient ID Re-attending between 3 & 9 months - Children	55	229	24.0%	57.2%	60.2%	57.5%
% of FP17s for the same patient ID Re-attending between 3 & 9 months - Adults	91	249	36.5%	48.8%	52.0%	50.4%
% of FP17s for Band 1 Urgent Courses	0	415	0.0%	9.6%	9.5%	9.1%
% of FP17s Relating to Free Repair or Replacements	0	415	0.0%	0.8%	0.7%	0.8%
% of FP17s Relating to Continuations	0	415	0.0%	0.9%	1.2%	1.3%
% of Patients satisfied with the dentistry they have received	1	1	N/A	93.5%	92.9%	92.7%
% of Patients satisfied with the time they had to wait for an appointment	1	1	N/A	90.4%	88.8%	88.8%

* This is based on patients treated on this contract for their most recent course of treatment. Figures in italics indicate the base number of FP17s or Patient Questionnaire responses are less than 100. N/A is shown where the base number of responses is less than 10 during the period. % is calculated as Quantity/Base number*100

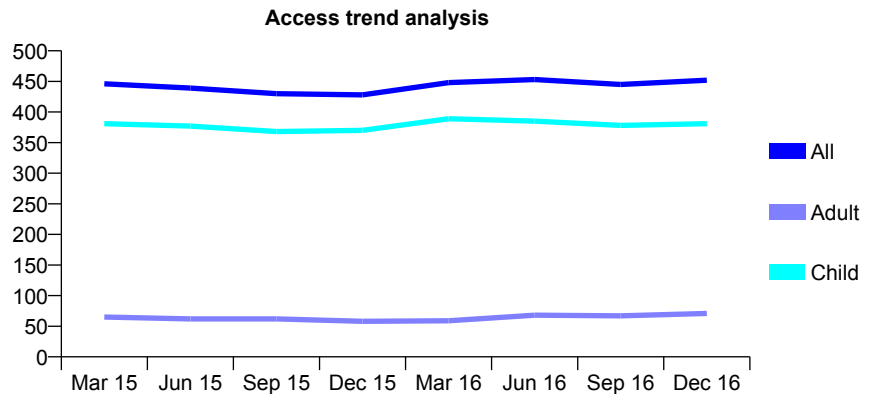
Q69 - Vital Signs At a Glance Contract Report for 939374/0001 - December 2016

Name or company name	MR MS PATEL
Contract type name	GDS Contract
Purpose of contract	General
Contract start date	01/04/2006
Contract end date	

16/17 Contracted general activity (UDA)	989
Carry forward general activity (UDA)	-19
16/17 Contracted orthodontic activity (UOA)	0
Carry forward orthodontic activity (UOA)	0
Baseline contract value	£23,695.38

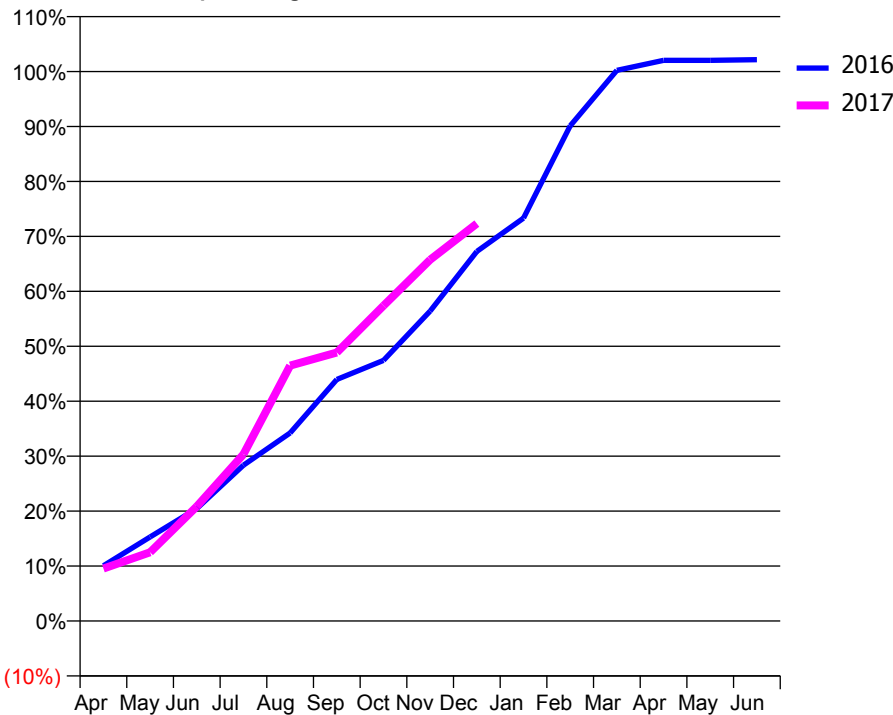
ACCESS*

Patients seen in 24 months	Total	Change since previous quarter
Quarter ending December 2015	428	
Quarter ending March 2016	448	↑
Quarter ending June 2016	453	→
Quarter ending September 2016	445	↓
Quarter ending December 2016	452	→
Variance since December 2015	5.6%	↑



ACTIVITY

Cumulative percentage of contracted UDA delivered 2016 & 2017



Month	Adjusted Scheduled Activity (UDA)	
	2016	2017
April	99	94
May	151	124
June	202	206
July	280	300
August	339	460
September	435	483
October	469	567
November	558	650
December	665	715
January	725	
February	891	
March	991	
April	1,009	
May	1,009	
June	1,010	

QUALITY

	Quantity	Base Number	Contract	AT	Region	England
% of FP17s for the same patient ID Re-attending within 3 months - Children	36	364	9.9%	12.0%	11.9%	12.4%
% of FP17s for the same patient ID Re-attending within 3 months - Adults	2	23	8.7%	15.6%	16.5%	16.6%
% of FP17s for the same patient ID Re-attending between 3 & 9 months - Children	202	364	55.5%	57.2%	60.2%	57.5%
% of FP17s for the same patient ID Re-attending between 3 & 9 months - Adults	14	23	60.9%	48.8%	52.0%	50.4%
% of FP17s for Band 1 Urgent Courses	12	371	3.2%	9.6%	9.5%	9.1%
% of FP17s Relating to Free Repair or Replacements	1	371	0.3%	0.8%	0.7%	0.8%
% of FP17s Relating to Continuations	0	371	0.0%	0.9%	1.2%	1.3%
% of Patients satisfied with the dentistry they have received	2	2	N/A	93.5%	92.9%	92.7%
% of Patients satisfied with the time they had to wait for an appointment	2	2	N/A	90.4%	88.8%	88.8%

* This is based on patients treated on this contract for their most recent course of treatment. Figures in italics indicate the base number of FP17s or Patient Questionnaire responses are less than 100. N/A is shown where the base number of responses is less than 10 during the period. % is calculated as Quantity/Base number*100

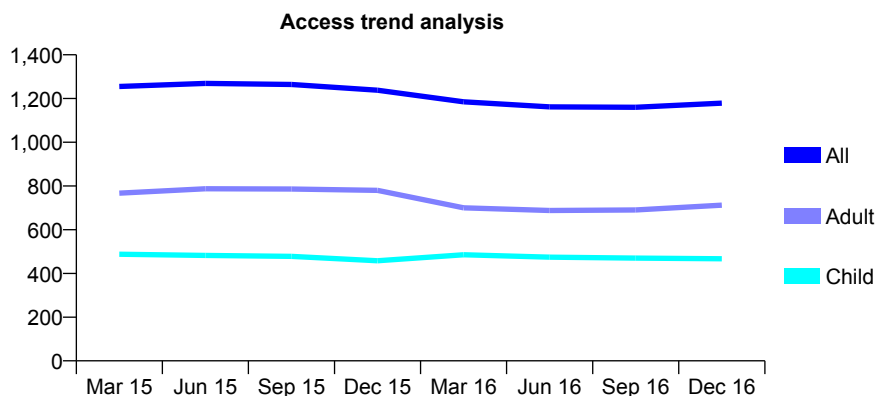
Q69 - Vital Signs At a Glance Contract Report for 946818/0002 - December 2016

Name or company name	MR S NAJAFI
Contract type name	GDS Contract
Purpose of contract	General
Contract start date	01/04/2006
Contract end date	

16/17 Contracted general activity (UDA)	3,330
Carry forward general activity (UDA)	0
16/17 Contracted orthodontic activity (UOA)	0
Carry forward orthodontic activity (UOA)	0
Baseline contract value	£79,433.84

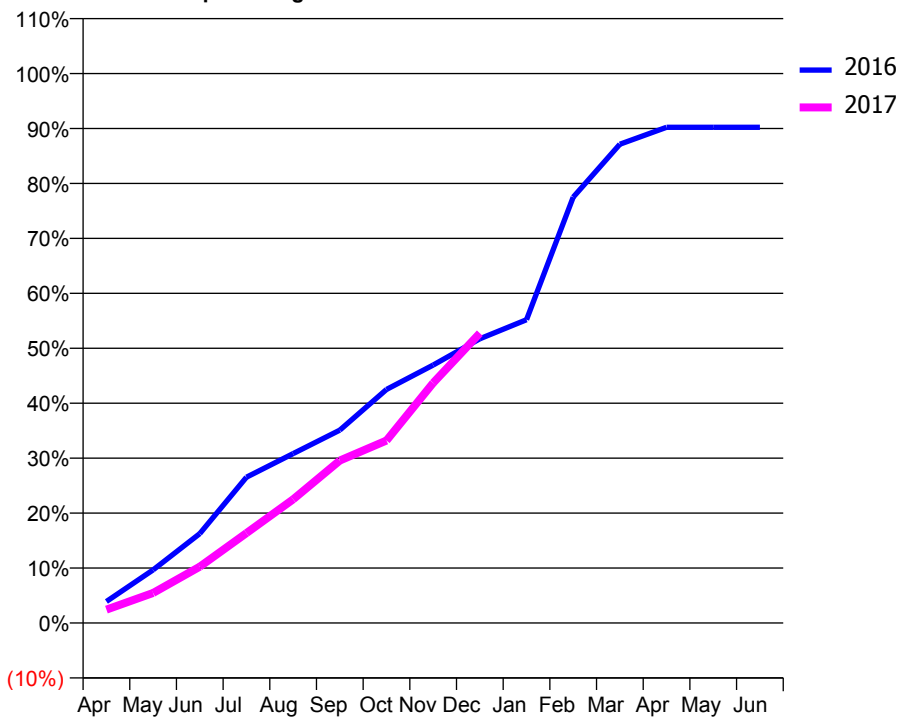
ACCESS*

Patients seen in 24 months	Total	Change since previous quarter
Quarter ending December 2015	1,238	
Quarter ending March 2016	1,185	↓
Quarter ending June 2016	1,162	↓
Quarter ending September 2016	1,160	→
Quarter ending December 2016	1,179	→
Variance since December 2015	(4.8%)	↓



ACTIVITY

Cumulative percentage of contracted UDA delivered 2016 & 2017



Month	Adjusted Scheduled Activity (UDA)	
	2016	2017
April	130	81
May	322	183
June	542	342
July	883	545
August	1,027	750
September	1,169	985
October	1,415	1,106
November	1,563	1,455
December	1,723	1,756
January	1,838	
February	2,581	
March	2,901	
April	3,004	
May	3,004	
June	3,004	

QUALITY

	Quantity	Base Number	Contract	AT	Region	England
% of FP17s for the same patient ID Re-attending within 3 months - Children	16	468	3.4%	12.0%	11.9%	12.4%
% of FP17s for the same patient ID Re-attending within 3 months - Adults	43	525	8.2%	15.6%	16.5%	16.6%
% of FP17s for the same patient ID Re-attending between 3 & 9 months - Children	301	468	64.3%	57.2%	60.2%	57.5%
% of FP17s for the same patient ID Re-attending between 3 & 9 months - Adults	344	525	65.5%	48.8%	52.0%	50.4%
% of FP17s for Band 1 Urgent Courses	20	935	2.1%	9.6%	9.5%	9.1%
% of FP17s Relating to Free Repair or Replacements	0	935	0.0%	0.8%	0.7%	0.8%
% of FP17s Relating to Continuations	2	935	0.2%	0.9%	1.2%	1.3%
% of Patients satisfied with the dentistry they have received	0	0	N/A	93.5%	92.9%	92.7%
% of Patients satisfied with the time they had to wait for an appointment	0	0	N/A	90.4%	88.8%	88.8%

* This is based on patients treated on this contract for their most recent course of treatment. Figures in italics indicate the base number of FP17s or Patient Questionnaire responses are less than 100. N/A is shown where the base number of responses is less than 10 during the period. % is calculated as Quantity/Base number*100

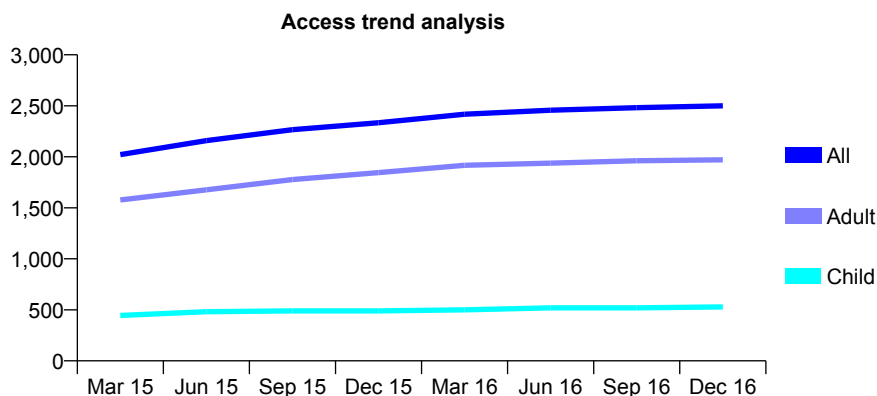
Q69 - Vital Signs At a Glance Contract Report for 947504/0001 - December 2016

Name or company name	MISS C RADOS
Contract type name	GDS Contract
Purpose of contract	General
Contract start date	01/04/2014
Contract end date	

16/17 Contracted general activity (UDA)	6,996
Carry forward general activity (UDA)	0
16/17 Contracted orthodontic activity (UOA)	0
Carry forward orthodontic activity (UOA)	0
Baseline contract value	£175,431.32

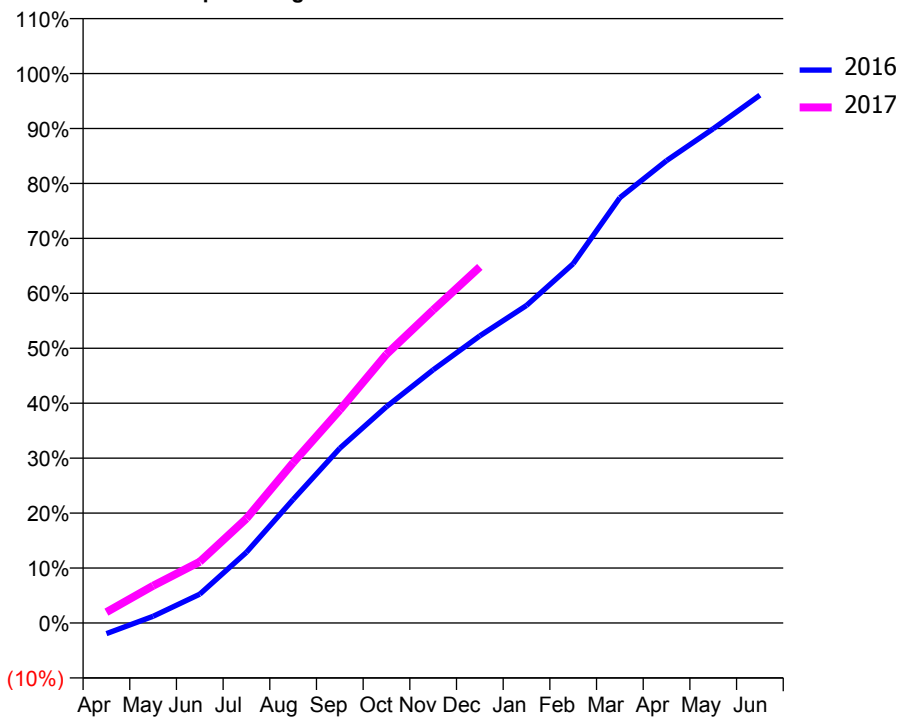
ACCESS*

Patients seen in 24 months	Total	Change since previous quarter
Quarter ending December 2015	2,334	
Quarter ending March 2016	2,417	↑
Quarter ending June 2016	2,457	→
Quarter ending September 2016	2,482	→
Quarter ending December 2016	2,500	→
Variance since December 2015	7.1%	↑



ACTIVITY

Cumulative percentage of contracted UDA delivered 2016 & 2017



Month	Adjusted Scheduled Activity (UDA)	
	2016	2017
April	-143	138
May	91	474
June	384	780
July	942	1,330
August	1,646	2,042
September	2,330	2,712
October	2,883	3,422
November	3,374	3,985
December	3,827	4,534
January	4,233	
February	4,789	
March	5,669	
April	6,163	
May	6,587	
June	7,035	

QUALITY

	Quantity	Base Number	Contract	AT	Region	England
% of FP17s for the same patient ID Re-attending within 3 months - Children	66	697	9.5%	12.0%	11.9%	12.4%
% of FP17s for the same patient ID Re-attending within 3 months - Adults	386	2,301	16.8%	15.6%	16.5%	16.6%
% of FP17s for the same patient ID Re-attending between 3 & 9 months - Children	463	697	66.4%	57.2%	60.2%	57.5%
% of FP17s for the same patient ID Re-attending between 3 & 9 months - Adults	1,295	2,301	56.3%	48.8%	52.0%	50.4%
% of FP17s for Band 1 Urgent Courses	291	2,483	11.7%	9.6%	9.5%	9.1%
% of FP17s Relating to Free Repair or Replacements	2	2,483	0.1%	0.8%	0.7%	0.8%
% of FP17s Relating to Continuations	25	2,483	1.0%	0.9%	1.2%	1.3%
% of Patients satisfied with the dentistry they have received	3	3	N/A	93.5%	92.9%	92.7%
% of Patients satisfied with the time they had to wait for an appointment	3	3	N/A	90.4%	88.8%	88.8%

* This is based on patients treated on this contract for their most recent course of treatment. Figures in italics indicate the base number of FP17s or Patient Questionnaire responses are less than 100. N/A is shown where the base number of responses is less than 10 during the period. % is calculated as Quantity/Base number*100

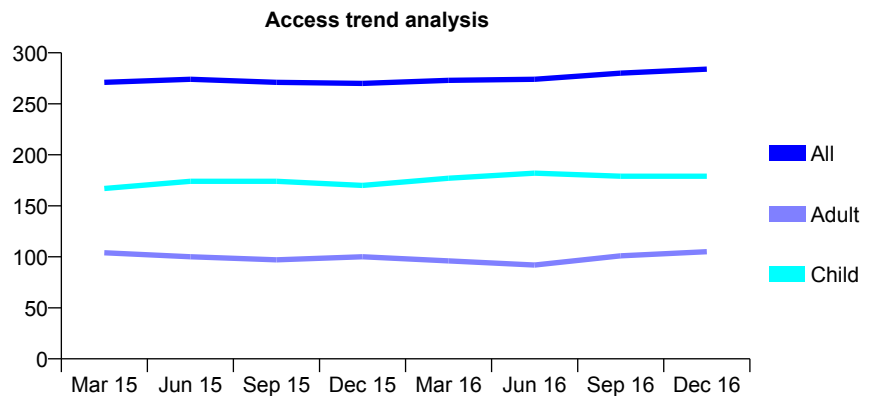
Q69 - Vital Signs At a Glance Contract Report for 950122/0001 - December 2016

Name or company name	MR EH MIDDLETON
Contract type name	GDS Contract
Purpose of contract	General
Contract start date	01/04/2006
Contract end date	

16/17 Contracted general activity (UDA)	716
Carry forward general activity (UDA)	1
16/17 Contracted orthodontic activity (UOA)	0
Carry forward orthodontic activity (UOA)	0
Baseline contract value	£18,755.85

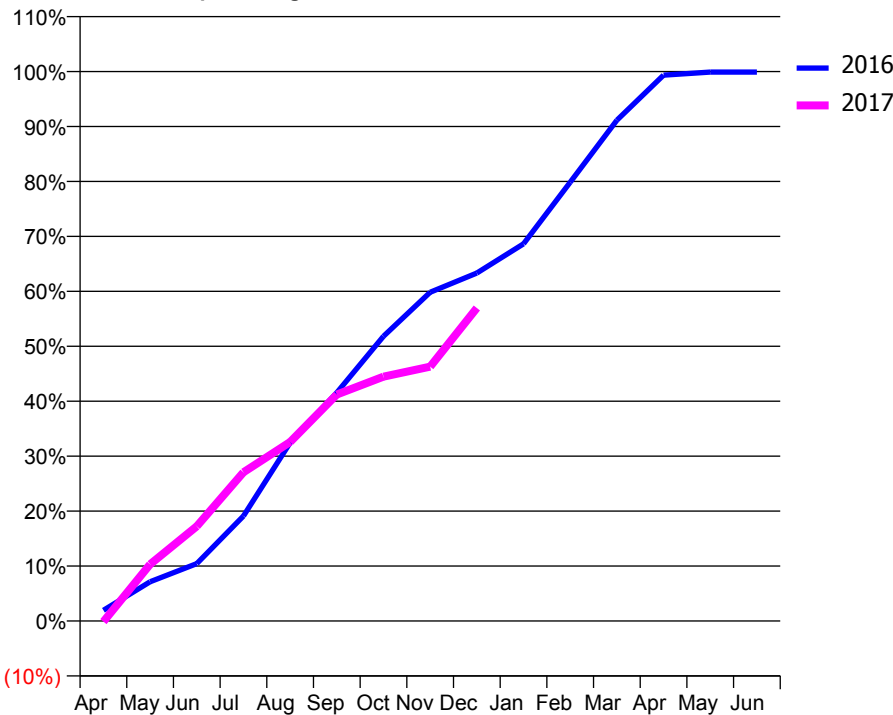
ACCESS*

Patients seen in 24 months	Total	Change since previous quarter
Quarter ending December 2015	270	
Quarter ending March 2016	273	→
Quarter ending June 2016	274	→
Quarter ending September 2016	280	↑
Quarter ending December 2016	284	→
Variance since December 2015	5.2%	↑



ACTIVITY

Cumulative percentage of contracted UDA delivered 2016 & 2017



Month	Adjusted Scheduled Activity (UDA)	
	2016	2017
April	14	-1
May	51	74
June	75	123
July	137	194
August	232	233
September	298	295
October	371	318
November	428	331
December	453	408
January	491	
February	572	
March	653	
April	711	
May	715	
June	715	

QUALITY

	Quantity	Base Number	Contract	AT	Region	England
% of FP17s for the same patient ID Re-attending within 3 months - Children	16	161	9.9%	12.0%	11.9%	12.4%
% of FP17s for the same patient ID Re-attending within 3 months - Adults	24	84	28.6%	15.6%	16.5%	16.6%
% of FP17s for the same patient ID Re-attending between 3 & 9 months - Children	59	161	36.6%	57.2%	60.2%	57.5%
% of FP17s for the same patient ID Re-attending between 3 & 9 months - Adults	22	84	26.2%	48.8%	52.0%	50.4%
% of FP17s for Band 1 Urgent Courses	19	221	8.6%	9.6%	9.5%	9.1%
% of FP17s Relating to Free Repair or Replacements	0	221	0.0%	0.8%	0.7%	0.8%
% of FP17s Relating to Continuations	0	221	0.0%	0.9%	1.2%	1.3%
% of Patients satisfied with the dentistry they have received	0	1	N/A	93.5%	92.9%	92.7%
% of Patients satisfied with the time they had to wait for an appointment	1	1	N/A	90.4%	88.8%	88.8%

* This is based on patients treated on this contract for their most recent course of treatment. Figures in italics indicate the base number of FP17s or Patient Questionnaire responses are less than 100. N/A is shown where the base number of responses is less than 10 during the period. % is calculated as Quantity/Base number*100

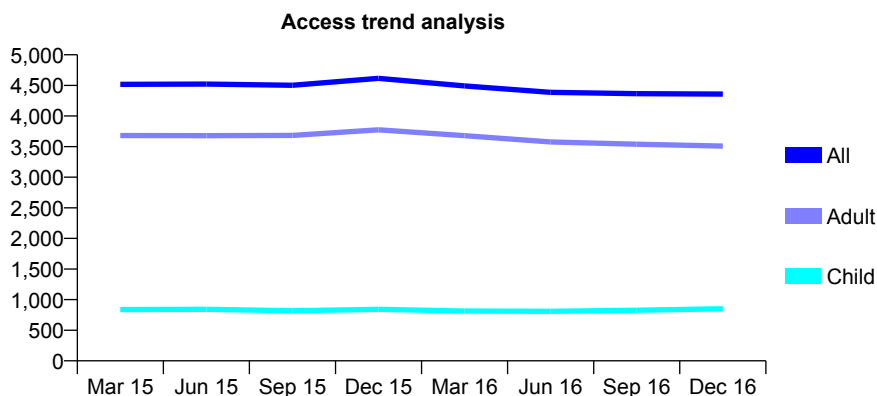
Q69 - Vital Signs At a Glance Contract Report for 959766/0001 - December 2016

Name or company name	MR S SABBAGHI-SARABI
Contract type name	GDS Contract
Purpose of contract	General
Contract start date	01/04/2006
Contract end date	

16/17 Contracted general activity (UDA)	11,188
Carry forward general activity (UDA)	0
16/17 Contracted orthodontic activity (UOA)	0
Carry forward orthodontic activity (UOA)	0
Baseline contract value	£270,425.76

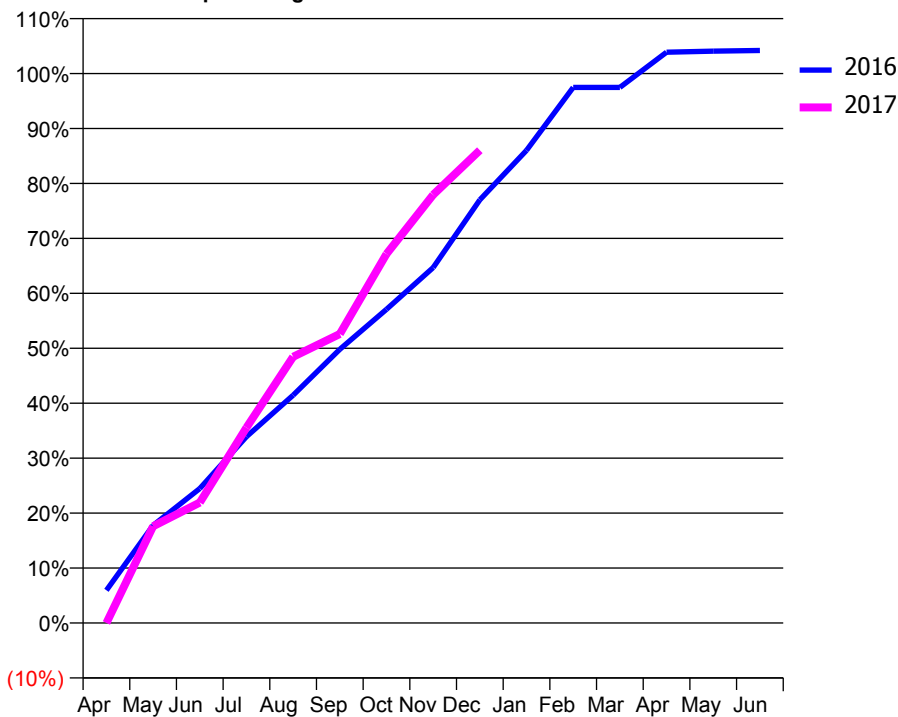
ACCESS*

Patients seen in 24 months	Total	Change since previous quarter
Quarter ending December 2015	4,616	
Quarter ending March 2016	4,492	↓
Quarter ending June 2016	4,386	↓
Quarter ending September 2016	4,366	→
Quarter ending December 2016	4,359	→
Variance since December 2015	(5.6%)	↓



ACTIVITY

Cumulative percentage of contracted UDA delivered 2016 & 2017



Month	Adjusted Scheduled Activity (UDA)	
	2016	2017
April	699	0
May	2,083	1,971
June	2,866	2,453
July	3,973	3,978
August	4,857	5,421
September	5,835	5,885
October	6,687	7,513
November	7,577	8,720
December	9,022	9,627
January	10,076	
February	11,418	
March	11,418	
April	12,167	
May	12,191	
June	12,205	

QUALITY

	Quantity	Base Number	Contract	AT	Region	England
% of FP17s for the same patient ID Re-attending within 3 months - Children	44	804	5.5%	12.0%	11.9%	12.4%
% of FP17s for the same patient ID Re-attending within 3 months - Adults	244	2,635	9.3%	15.6%	16.5%	16.6%
% of FP17s for the same patient ID Re-attending between 3 & 9 months - Children	286	804	35.6%	57.2%	60.2%	57.5%
% of FP17s for the same patient ID Re-attending between 3 & 9 months - Adults	868	2,635	32.9%	48.8%	52.0%	50.4%
% of FP17s for Band 1 Urgent Courses	340	3,189	10.7%	9.6%	9.5%	9.1%
% of FP17s Relating to Free Repair or Replacements	11	3,189	0.3%	0.8%	0.7%	0.8%
% of FP17s Relating to Continuations	3	3,189	0.1%	0.9%	1.2%	1.3%
% of Patients satisfied with the dentistry they have received	4	4	N/A	93.5%	92.9%	92.7%
% of Patients satisfied with the time they had to wait for an appointment	4	4	N/A	90.4%	88.8%	88.8%

* This is based on patients treated on this contract for their most recent course of treatment. Figures in italics indicate the base number of FP17s or Patient Questionnaire responses are less than 100. N/A is shown where the base number of responses is less than 10 during the period. % is calculated as Quantity/Base number*100

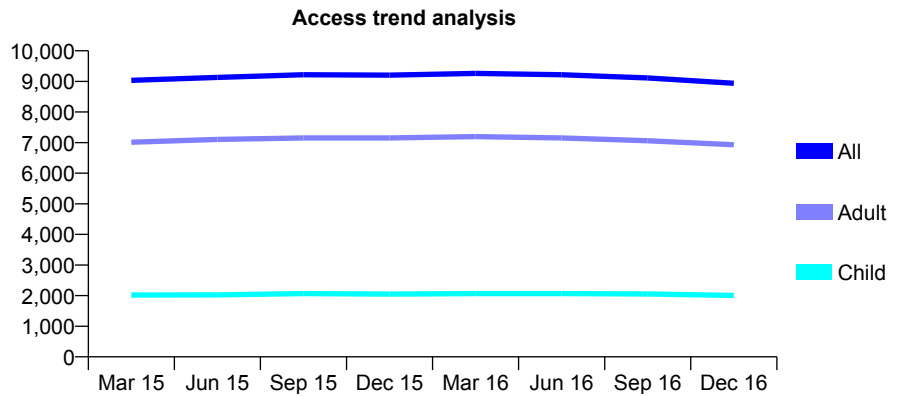
Q69 - Vital Signs At a Glance Contract Report for 961450/0001 - December 2016

Name or company name	Wootton House Dental Partnership
Contract type name	GDS Contract
Purpose of contract	General
Contract start date	21/05/2010
Contract end date	

16/17 Contracted general activity (UDA)	26,774
Carry forward general activity (UDA)	0
16/17 Contracted orthodontic activity (UOA)	0
Carry forward orthodontic activity (UOA)	0
Baseline contract value	£650,020.75

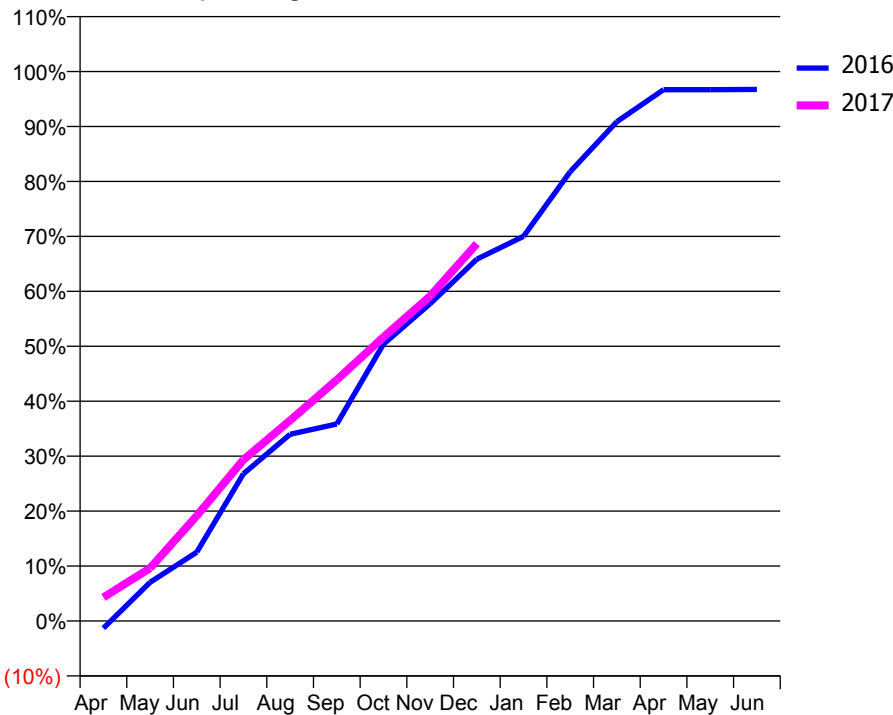
ACCESS*

Patients seen in 24 months	Total	Change since previous quarter
Quarter ending December 2015	9,203	
Quarter ending March 2016	9,260	→
Quarter ending June 2016	9,219	→
Quarter ending September 2016	9,113	↓
Quarter ending December 2016	8,938	↓
Variance since December 2015	(2.9%)	↓



ACTIVITY

Cumulative percentage of contracted UDA delivered 2016 & 2017



Month	Adjusted Scheduled Activity (UDA)	
	2016	2017
April	-353	1,152
May	1,890	2,577
June	3,355	5,130
July	7,174	7,857
August	9,098	9,773
September	9,602	11,753
October	13,491	13,835
November	15,460	15,833
December	17,629	18,384
January	18,741	
February	21,889	
March	24,327	
April	25,889	
May	25,887	
June	25,901	

QUALITY

	Quantity	Base Number	Contract	AT	Region	England
% of FP17s for the same patient ID Re-attending within 3 months - Children	150	2,354	6.4%	12.0%	11.9%	12.4%
% of FP17s for the same patient ID Re-attending within 3 months - Adults	1,267	7,757	16.3%	15.6%	16.5%	16.6%
% of FP17s for the same patient ID Re-attending between 3 & 9 months - Children	1,653	2,354	70.2%	57.2%	60.2%	57.5%
% of FP17s for the same patient ID Re-attending between 3 & 9 months - Adults	4,145	7,757	53.4%	48.8%	52.0%	50.4%
% of FP17s for Band 1 Urgent Courses	786	9,403	8.4%	9.6%	9.5%	9.1%
% of FP17s Relating to Free Repair or Replacements	101	9,403	1.1%	0.8%	0.7%	0.8%
% of FP17s Relating to Continuations	118	9,403	1.3%	0.9%	1.2%	1.3%
% of Patients satisfied with the dentistry they have received	24	24	100.0%	93.5%	92.9%	92.7%
% of Patients satisfied with the time they had to wait for an appointment	23	24	95.8%	90.4%	88.8%	88.8%

* This is based on patients treated on this contract for their most recent course of treatment. Figures in italics indicate the base number of FP17s or Patient Questionnaire responses are less than 100. N/A is shown where the base number of responses is less than 10 during the period. % is calculated as Quantity/Base number*100

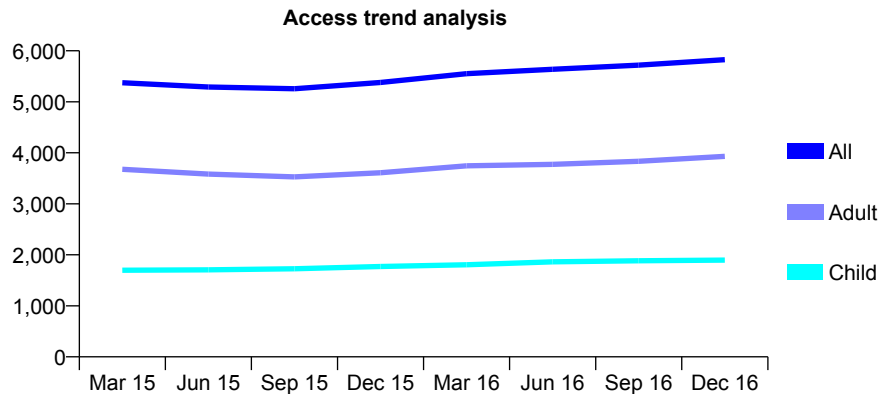
Q69 - Vital Signs At a Glance Contract Report for 962392/0001 - December 2016

Name or company name	MR N PATEL
Contract type name	GDS Contract
Purpose of contract	General
Contract start date	01/04/2008
Contract end date	

16/17 Contracted general activity (UDA)	12,712
Carry forward general activity (UDA)	96
16/17 Contracted orthodontic activity (UOA)	0
Carry forward orthodontic activity (UOA)	0
Baseline contract value	£312,810.05

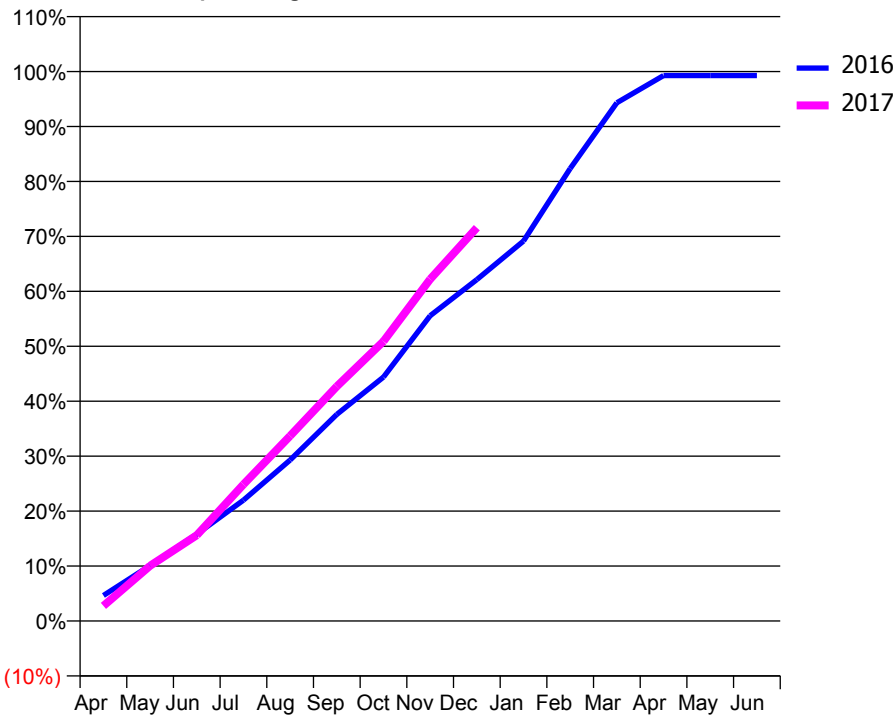
ACCESS*

Patients seen in 24 months	Total	Change since previous quarter
Quarter ending December 2015	5,380	
Quarter ending March 2016	5,551	↑
Quarter ending June 2016	5,637	→
Quarter ending September 2016	5,718	→
Quarter ending December 2016	5,826	→
Variance since December 2015	8.3%	↑



ACTIVITY

Cumulative percentage of contracted UDA delivered 2016 & 2017



Month	Adjusted Scheduled Activity (UDA)	
	2016	2017
April	617	349
May	1,346	1,280
June	2,105	1,986
July	2,927	3,161
August	3,901	4,283
September	5,006	5,428
October	5,908	6,471
November	7,395	7,908
December	8,270	9,098
January	9,203	
February	10,961	
March	12,553	
April	13,212	
May	13,211	
June	13,213	

QUALITY

	Quantity	Base Number	Contract	AT	Region	England
% of FP17s for the same patient ID Re-attending within 3 months - Children	152	2,514	6.0%	12.0%	11.9%	12.4%
% of FP17s for the same patient ID Re-attending within 3 months - Adults	522	3,762	13.9%	15.6%	16.5%	16.6%
% of FP17s for the same patient ID Re-attending between 3 & 9 months - Children	1,850	2,514	73.6%	57.2%	60.2%	57.5%
% of FP17s for the same patient ID Re-attending between 3 & 9 months - Adults	1,954	3,762	51.9%	48.8%	52.0%	50.4%
% of FP17s for Band 1 Urgent Courses	240	5,351	4.5%	9.6%	9.5%	9.1%
% of FP17s Relating to Free Repair or Replacements	55	5,351	1.0%	0.8%	0.7%	0.8%
% of FP17s Relating to Continuations	41	5,351	0.8%	0.9%	1.2%	1.3%
% of Patients satisfied with the dentistry they have received	9	10	90.0%	93.5%	92.9%	92.7%
% of Patients satisfied with the time they had to wait for an appointment	9	10	90.0%	90.4%	88.8%	88.8%

* This is based on patients treated on this contract for their most recent course of treatment. Figures in italics indicate the base number of FP17s or Patient Questionnaire responses are less than 100. N/A is shown where the base number of responses is less than 10 during the period. % is calculated as Quantity/Base number*100

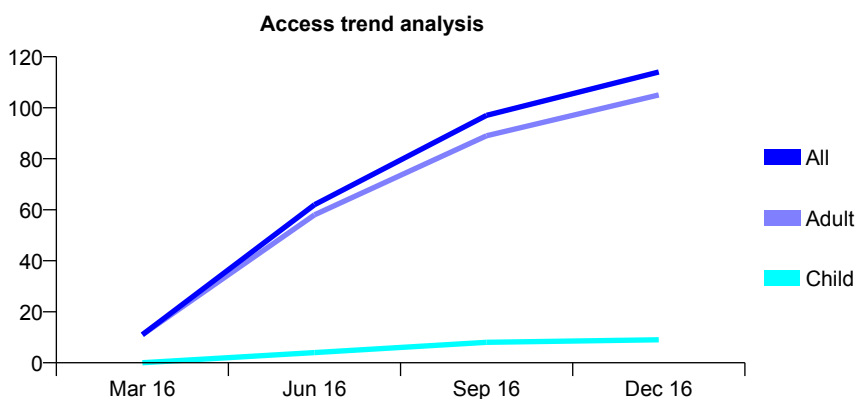
Q70 - Vital Signs At a Glance Contract Report for 100025/0000 - December 2016

Name or company name	The Royal Terrace Dental Practice Limited
Contract type name	PDS Contract
Purpose of contract	General
Contract start date	01/03/2016
Contract end date	31/03/2017

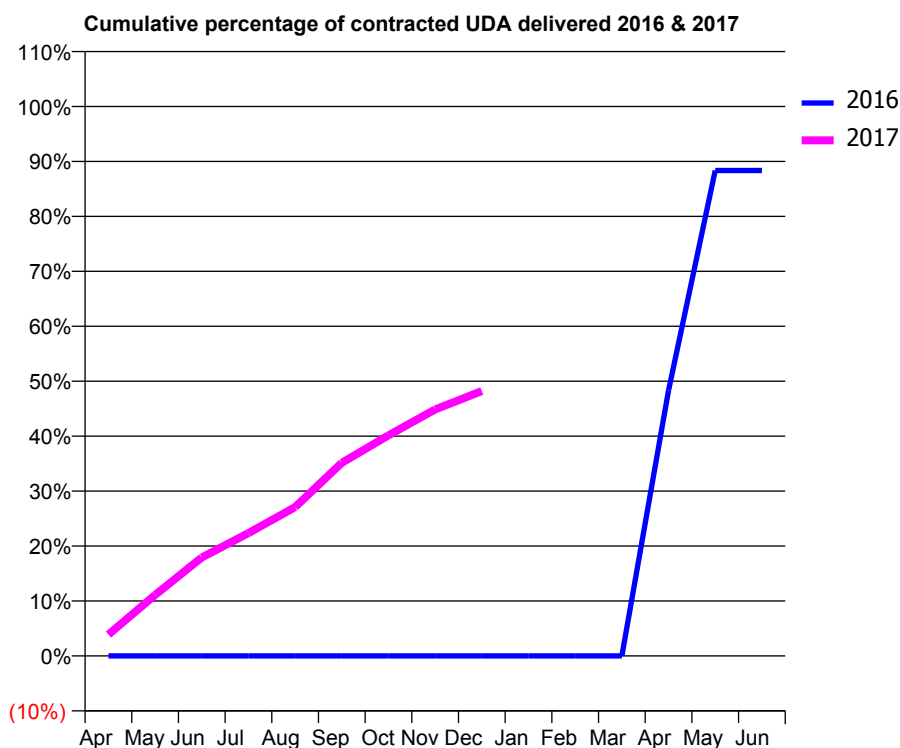
16/17 Contracted general activity (UDA)	864
Carry forward general activity (UDA)	0
16/17 Contracted orthodontic activity (UOA)	0
Carry forward orthodontic activity (UOA)	0
Baseline contract value	£47,571.88

ACCESS*

Patients seen in 24 months	Total	Change since previous quarter
Quarter ending December 2015	0	
Quarter ending March 2016	11	
Quarter ending June 2016	62	↑
Quarter ending September 2016	97	↑
Quarter ending December 2016	114	↑
Variance since December 2015	N/A	



ACTIVITY



Month	Adjusted Scheduled Activity (UDA)	
	2016	2017
April	0	34
May	0	96
June	0	155
July	0	193
August	0	234
September	0	304
October	0	347
November	0	388
December	0	416
January	0	
February	0	
March	0	
April	35	
May	64	
June	64	

QUALITY

	Quantity	Base Number	Contract	AT	Region	England
% of FP17s for the same patient ID Re-attending within 3 months - Children	0	45	0.0%	10.3%	11.9%	12.4%
% of FP17s for the same patient ID Re-attending within 3 months - Adults	3	355	0.8%	15.1%	16.5%	16.6%
% of FP17s for the same patient ID Re-attending between 3 & 9 months - Children	0	45	0.0%	60.7%	60.2%	57.5%
% of FP17s for the same patient ID Re-attending between 3 & 9 months - Adults	1	355	0.3%	52.7%	52.0%	50.4%
% of FP17s for Band 1 Urgent Courses	347	347	100.0%	9.5%	9.5%	9.1%
% of FP17s Relating to Free Repair or Replacements	0	347	0.0%	0.7%	0.7%	0.8%
% of FP17s Relating to Continuations	0	347	0.0%	1.3%	1.2%	1.3%
% of Patients satisfied with the dentistry they have received	0	0	N/A	92.6%	92.9%	92.7%
% of Patients satisfied with the time they had to wait for an appointment	0	0	N/A	88.0%	88.8%	88.8%

* This is based on patients treated on this contract for their most recent course of treatment. Figures in italics indicate the base number of FP17s or Patient Questionnaire responses are less than 100. N/A is shown where the base number of responses is less than 10 during the period. % is calculated as Quantity/Base number*100

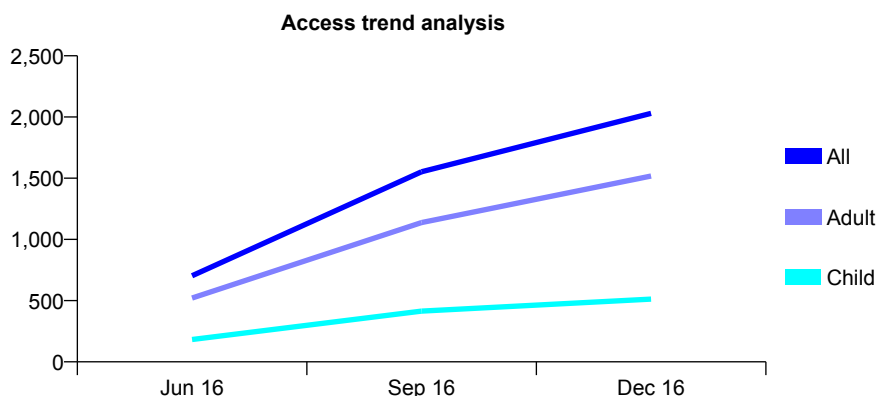
Q70 - Vital Signs At a Glance Contract Report for 100088/0000 - December 2016

Name or company name	Portsea Dental Care Ltd
Contract type name	GDS Contract
Purpose of contract	General
Contract start date	01/04/2016
Contract end date	

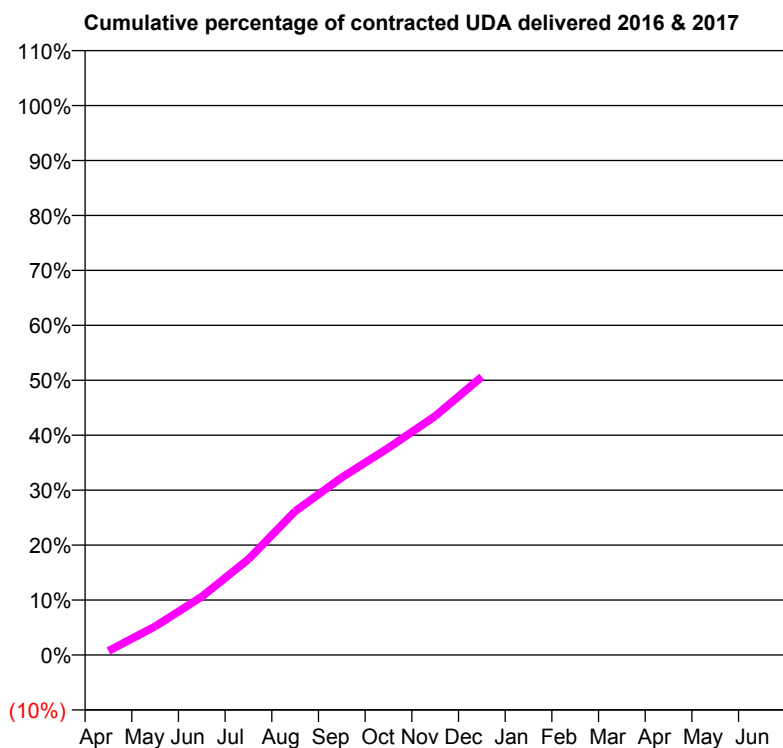
16/17 Contracted general activity (UDA)	17,002
Carry forward general activity (UDA)	0
16/17 Contracted orthodontic activity (UOA)	0
Carry forward orthodontic activity (UOA)	0
Baseline contract value	£342,420.28

ACCESS*

Patients seen in 24 months	Total	Change since previous quarter
Quarter ending December 2015	0	
Quarter ending March 2016	0	
Quarter ending June 2016	703	↑
Quarter ending September 2016	1,553	↑
Quarter ending December 2016	2,030	↑
Variance since December 2015	N/A	



ACTIVITY



Month	Adjusted Scheduled Activity (UDA)	
	2016	2017
April	0	127
May	0	885
June	0	1,805
July	0	2,965
August	0	4,450
September	0	5,496
October	0	6,410
November	0	7,392
December	0	8,607
January	0	
February	0	
March	0	
April	0	
May	0	
June	0	

QUALITY

	Quantity	Base Number	Contract	AT	Region	England
% of FP17s for the same patient ID Re-attending within 3 months - Children	63	704	8.9%	10.3%	11.9%	12.4%
% of FP17s for the same patient ID Re-attending within 3 months - Adults	296	2,323	12.7%	15.1%	16.5%	16.6%
% of FP17s for the same patient ID Re-attending between 3 & 9 months - Children	66	704	9.4%	60.7%	60.2%	57.5%
% of FP17s for the same patient ID Re-attending between 3 & 9 months - Adults	152	2,323	6.5%	52.7%	52.0%	50.4%
% of FP17s for Band 1 Urgent Courses	1,034	3,027	34.2%	9.5%	9.5%	9.1%
% of FP17s Relating to Free Repair or Replacements	9	3,027	0.3%	0.7%	0.7%	0.8%
% of FP17s Relating to Continuations	36	3,027	1.2%	1.3%	1.2%	1.3%
% of Patients satisfied with the dentistry they have received	0	0	N/A	92.6%	92.9%	92.7%
% of Patients satisfied with the time they had to wait for an appointment	0	0	N/A	88.0%	88.8%	88.8%

* This is based on patients treated on this contract for their most recent course of treatment. Figures in italics indicate the base number of FP17s or Patient Questionnaire responses are less than 100. N/A is shown where the base number of responses is less than 10 during the period. % is calculated as Quantity/Base number*100

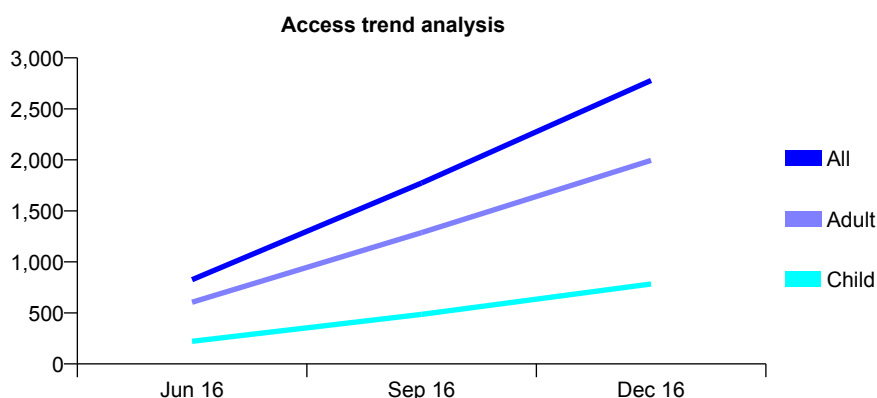
Q70 - Vital Signs At a Glance Contract Report for 100089/0000 - December 2016

Name or company name	Hilsea Dental Care Ltd
Contract type name	GDS Contract
Purpose of contract	General
Contract start date	01/04/2016
Contract end date	

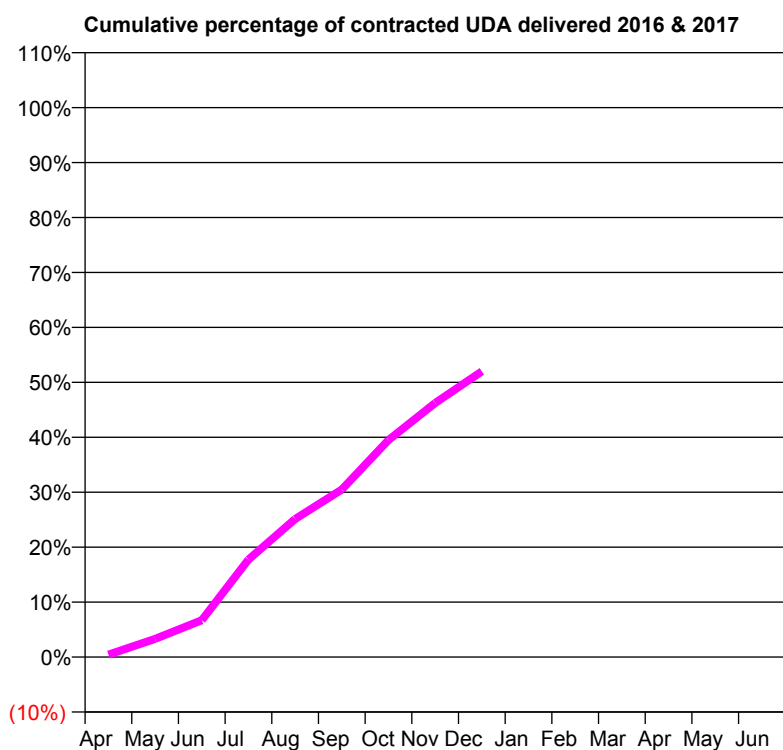
16/17 Contracted general activity (UDA)	17,002
Carry forward general activity (UDA)	0
16/17 Contracted orthodontic activity (UOA)	0
Carry forward orthodontic activity (UOA)	0
Baseline contract value	£342,420.28

ACCESS*

Patients seen in 24 months	Total	Change since previous quarter
Quarter ending December 2015	0	
Quarter ending March 2016	0	
Quarter ending June 2016	825	↑
Quarter ending September 2016	1,773	↑
Quarter ending December 2016	2,779	↑
Variance since December 2015	N/A	



ACTIVITY



Month	Adjusted Scheduled Activity (UDA)	
	2016	2017
April	0	75
May	0	564
June	0	1,141
July	0	3,016
August	0	4,272
September	0	5,184
October	0	6,713
November	0	7,860
December	0	8,840
January	0	
February	0	
March	0	
April	0	
May	0	
June	0	

QUALITY

	Quantity	Base Number	Contract	AT	Region	England
% of FP17s for the same patient ID Re-attending within 3 months - Children	69	1,007	6.9%	10.3%	11.9%	12.4%
% of FP17s for the same patient ID Re-attending within 3 months - Adults	320	2,799	11.4%	15.1%	16.5%	16.6%
% of FP17s for the same patient ID Re-attending between 3 & 9 months - Children	83	1,007	8.2%	60.7%	60.2%	57.5%
% of FP17s for the same patient ID Re-attending between 3 & 9 months - Adults	212	2,799	7.6%	52.7%	52.0%	50.4%
% of FP17s for Band 1 Urgent Courses	976	3,806	25.6%	9.5%	9.5%	9.1%
% of FP17s Relating to Free Repair or Replacements	8	3,806	0.2%	0.7%	0.7%	0.8%
% of FP17s Relating to Continuations	34	3,806	0.9%	1.3%	1.2%	1.3%
% of Patients satisfied with the dentistry they have received	0	0	N/A	92.6%	92.9%	92.7%
% of Patients satisfied with the time they had to wait for an appointment	0	0	N/A	88.0%	88.8%	88.8%

* This is based on patients treated on this contract for their most recent course of treatment. Figures in italics indicate the base number of FP17s or Patient Questionnaire responses are less than 100. N/A is shown where the base number of responses is less than 10 during the period. % is calculated as Quantity/Base number*100

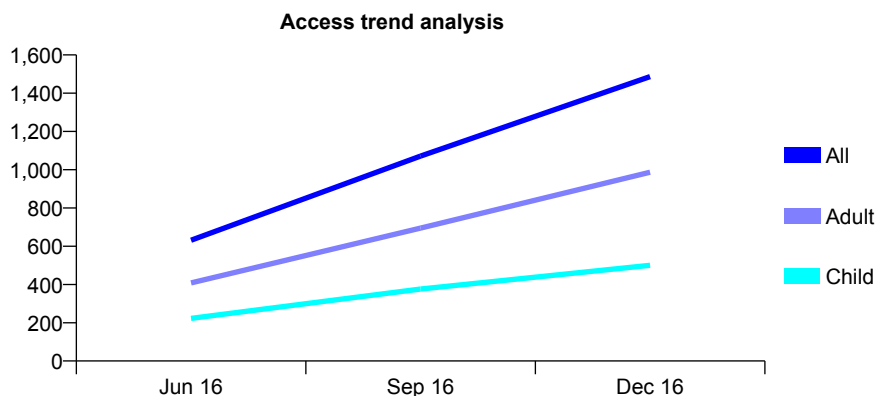
Q70 - Vital Signs At a Glance Contract Report for 100091/0000 - December 2016

Name or company name	Paulsgrove Dental Care Ltd
Contract type name	GDS Contract
Purpose of contract	General
Contract start date	01/04/2016
Contract end date	

16/17 Contracted general activity (UDA)	7,002
Carry forward general activity (UDA)	0
16/17 Contracted orthodontic activity (UOA)	0
Carry forward orthodontic activity (UOA)	0
Baseline contract value	£141,020.28

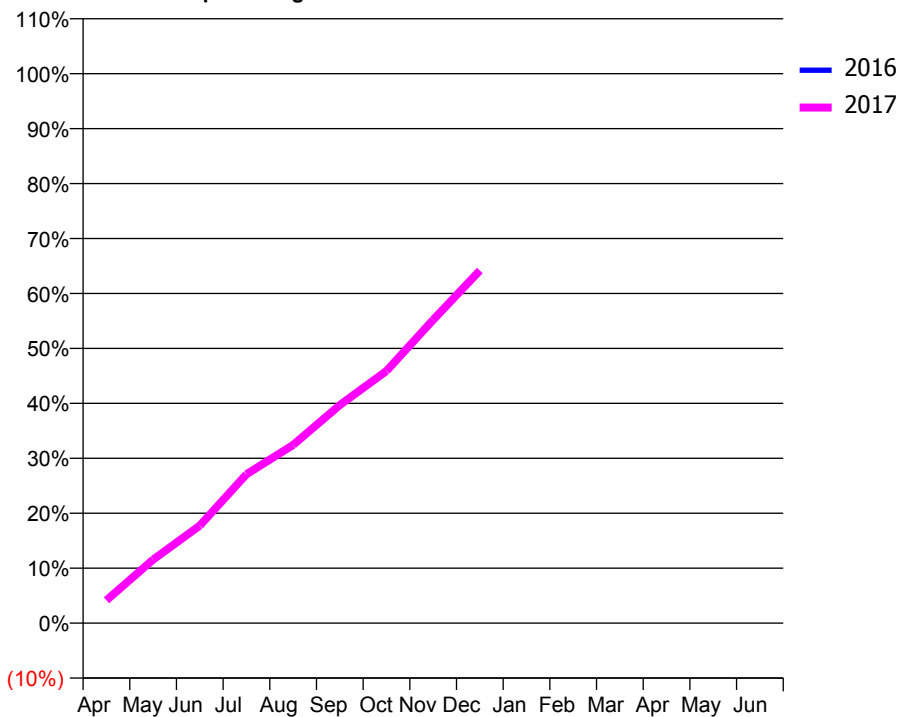
ACCESS*

Patients seen in 24 months	Total	Change since previous quarter
Quarter ending December 2015	0	
Quarter ending March 2016	0	
Quarter ending June 2016	631	↑
Quarter ending September 2016	1,071	↑
Quarter ending December 2016	1,487	↑
Variance since December 2015	N/A	



ACTIVITY

Cumulative percentage of contracted UDA delivered 2016 & 2017



Month	Adjusted Scheduled Activity (UDA)	
	2016	2017
April	0	291
May	0	810
June	0	1,243
July	0	1,898
August	0	2,271
September	0	2,779
October	0	3,213
November	0	3,864
December	0	4,493
January	0	
February	0	
March	0	
April	0	
May	0	
June	0	

QUALITY

	Quantity	Base Number	Contract	AT	Region	England
% of FP17s for the same patient ID Re-attending within 3 months - Children	41	711	5.8%	10.3%	11.9%	12.4%
% of FP17s for the same patient ID Re-attending within 3 months - Adults	118	1,416	8.3%	15.1%	16.5%	16.6%
% of FP17s for the same patient ID Re-attending between 3 & 9 months - Children	132	711	18.6%	60.7%	60.2%	57.5%
% of FP17s for the same patient ID Re-attending between 3 & 9 months - Adults	164	1,416	11.6%	52.7%	52.0%	50.4%
% of FP17s for Band 1 Urgent Courses	469	2,127	22.0%	9.5%	9.5%	9.1%
% of FP17s Relating to Free Repair or Replacements	0	2,127	0.0%	0.7%	0.7%	0.8%
% of FP17s Relating to Continuations	14	2,127	0.7%	1.3%	1.2%	1.3%
% of Patients satisfied with the dentistry they have received	0	0	N/A	92.6%	92.9%	92.7%
% of Patients satisfied with the time they had to wait for an appointment	0	0	N/A	88.0%	88.8%	88.8%

* This is based on patients treated on this contract for their most recent course of treatment. Figures in italics indicate the base number of FP17s or Patient Questionnaire responses are less than 100. N/A is shown where the base number of responses is less than 10 during the period. % is calculated as Quantity/Base number*100

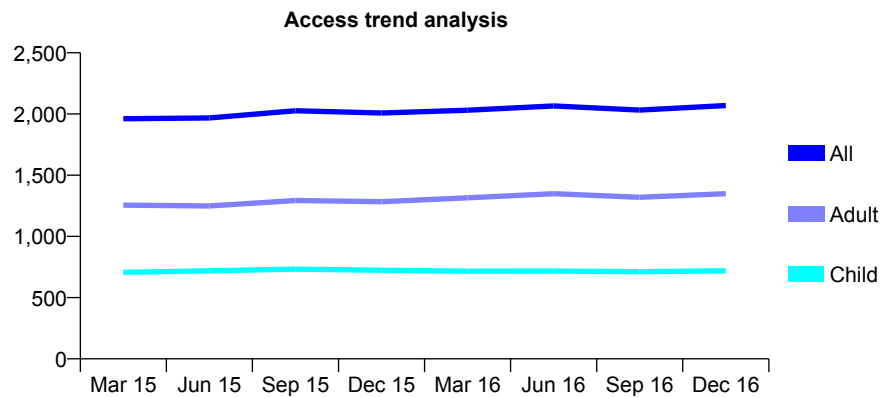
Q70 - Vital Signs At a Glance Contract Report for 101281/0122 - December 2016

Name or company name	OASIS DENTAL CARE LTD
Contract type name	GDS Contract
Purpose of contract	General
Contract start date	01/04/2006
Contract end date	

16/17 Contracted general activity (UDA)	4,652
Carry forward general activity (UDA)	0
16/17 Contracted orthodontic activity (UOA)	0
Carry forward orthodontic activity (UOA)	0
Baseline contract value	£108,915.47

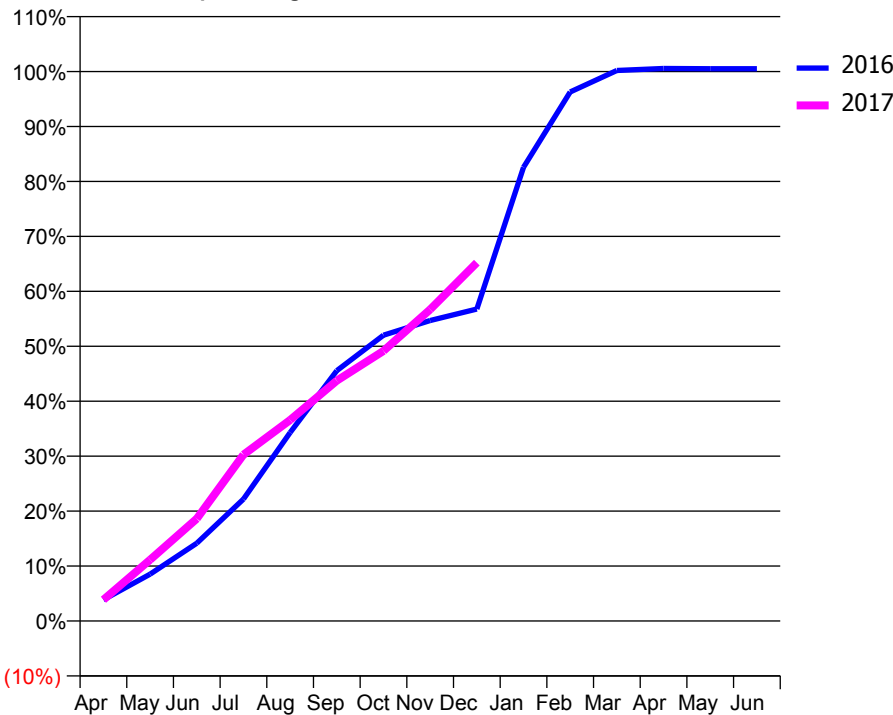
ACCESS*

Patients seen in 24 months	Total	Change since previous quarter
Quarter ending December 2015	2,008	
Quarter ending March 2016	2,031	→
Quarter ending June 2016	2,066	→
Quarter ending September 2016	2,032	↓
Quarter ending December 2016	2,069	→
Variance since December 2015	3.0%	↑



ACTIVITY

Cumulative percentage of contracted UDA delivered 2016 & 2017



Month	Adjusted Scheduled Activity (UDA)	
	2016	2017
April	181	181
May	397	518
June	659	866
July	1,032	1,408
August	1,596	1,702
September	2,119	2,035
October	2,419	2,287
November	2,544	2,637
December	2,641	3,034
January	3,841	
February	4,479	
March	4,661	
April	4,678	
May	4,676	
June	4,676	

QUALITY

	Quantity	Base Number	Contract	AT	Region	England
% of FP17s for the same patient ID Re-attending within 3 months - Children	53	718	7.4%	10.3%	11.9%	12.4%
% of FP17s for the same patient ID Re-attending within 3 months - Adults	157	1,201	13.1%	15.1%	16.5%	16.6%
% of FP17s for the same patient ID Re-attending between 3 & 9 months - Children	333	718	46.4%	60.7%	60.2%	57.5%
% of FP17s for the same patient ID Re-attending between 3 & 9 months - Adults	518	1,201	43.1%	52.7%	52.0%	50.4%
% of FP17s for Band 1 Urgent Courses	184	1,902	9.7%	9.5%	9.5%	9.1%
% of FP17s Relating to Free Repair or Replacements	0	1,902	0.0%	0.7%	0.7%	0.8%
% of FP17s Relating to Continuations	17	1,902	0.9%	1.3%	1.2%	1.3%
% of Patients satisfied with the dentistry they have received	0	0	N/A	92.6%	92.9%	92.7%
% of Patients satisfied with the time they had to wait for an appointment	0	0	N/A	88.0%	88.8%	88.8%

* This is based on patients treated on this contract for their most recent course of treatment. Figures in italics indicate the base number of FP17s or Patient Questionnaire responses are less than 100. N/A is shown where the base number of responses is less than 10 during the period. % is calculated as Quantity/Base number*100

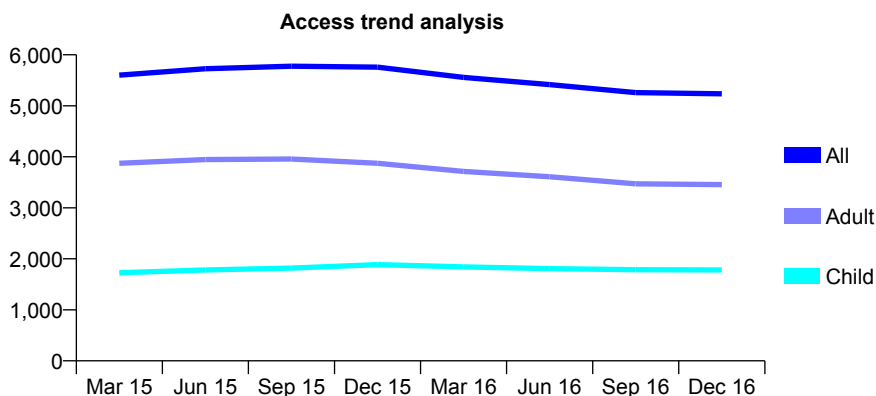
Q70 - Vital Signs At a Glance Contract Report for 101281/0124 - December 2016

Name or company name	OASIS DENTAL CARE LTD
Contract type name	GDS Contract
Purpose of contract	General
Contract start date	01/04/2006
Contract end date	

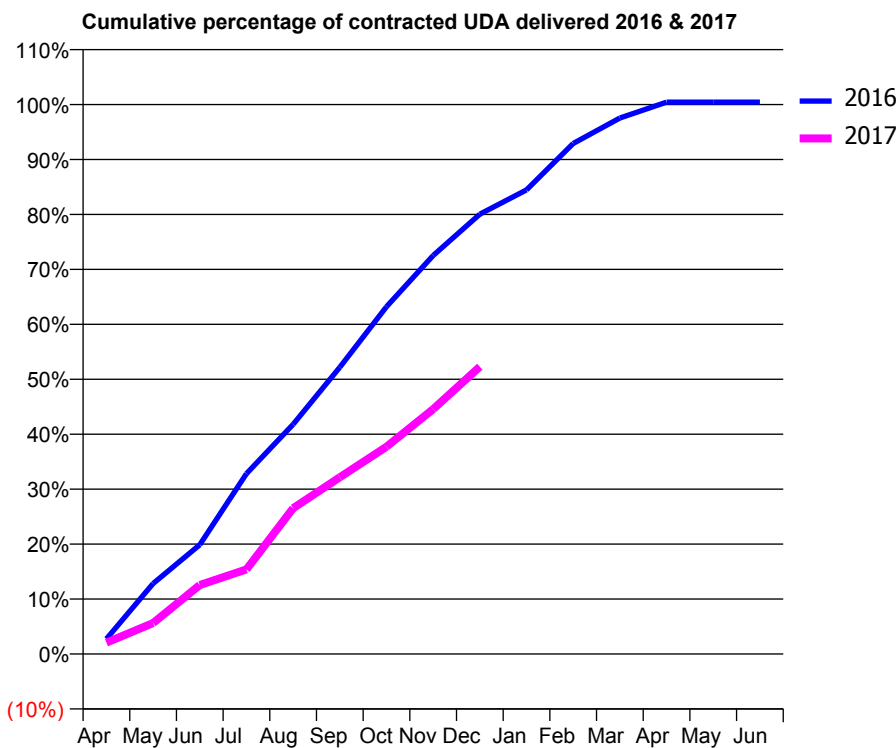
16/17 Contracted general activity (UDA)	13,263
Carry forward general activity (UDA)	0
16/17 Contracted orthodontic activity (UOA)	0
Carry forward orthodontic activity (UOA)	0
Baseline contract value	£316,345.87

ACCESS*

Patients seen in 24 months	Total	Change since previous quarter
Quarter ending December 2015	5,757	
Quarter ending March 2016	5,556	↓
Quarter ending June 2016	5,416	↓
Quarter ending September 2016	5,259	↓
Quarter ending December 2016	5,235	→
Variance since December 2015	(9.1%)	↓



ACTIVITY



Month	Adjusted Scheduled Activity (UDA)	
	2016	2017
April	366	275
May	1,700	749
June	2,637	1,665
July	4,353	2,043
August	5,543	3,520
September	6,921	4,265
October	8,382	5,002
November	9,619	5,912
December	10,617	6,935
January	11,203	
February	12,321	
March	12,938	
April	13,318	
May	13,318	
June	13,318	

QUALITY

	Quantity	Base Number	Contract	AT	Region	England
% of FP17s for the same patient ID Re-attending within 3 months - Children	105	1,665	6.3%	10.3%	11.9%	12.4%
% of FP17s for the same patient ID Re-attending within 3 months - Adults	310	2,852	10.9%	15.1%	16.5%	16.6%
% of FP17s for the same patient ID Re-attending between 3 & 9 months - Children	864	1,665	51.9%	60.7%	60.2%	57.5%
% of FP17s for the same patient ID Re-attending between 3 & 9 months - Adults	1,424	2,852	49.9%	52.7%	52.0%	50.4%
% of FP17s for Band 1 Urgent Courses	398	4,333	9.2%	9.5%	9.5%	9.1%
% of FP17s Relating to Free Repair or Replacements	21	4,333	0.5%	0.7%	0.7%	0.8%
% of FP17s Relating to Continuations	43	4,333	1.0%	1.3%	1.2%	1.3%
% of Patients satisfied with the dentistry they have received	0	1	N/A	92.6%	92.9%	92.7%
% of Patients satisfied with the time they had to wait for an appointment	1	1	N/A	88.0%	88.8%	88.8%

* This is based on patients treated on this contract for their most recent course of treatment. Figures in italics indicate the base number of FP17s or Patient Questionnaire responses are less than 100. N/A is shown where the base number of responses is less than 10 during the period. % is calculated as Quantity/Base number*100

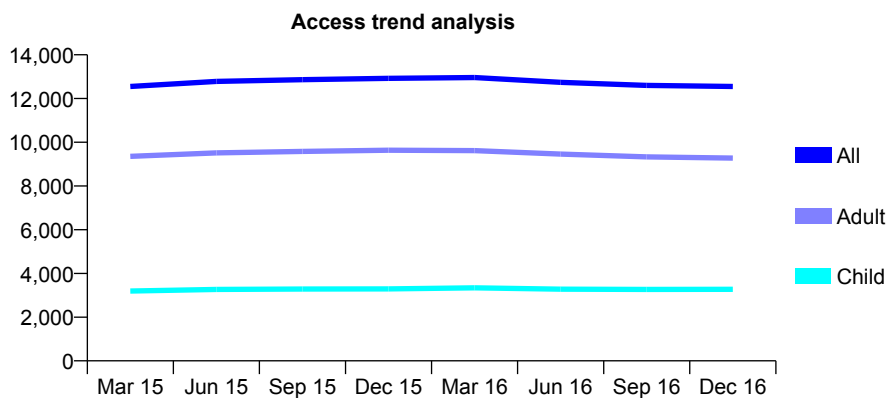
Q70 - Vital Signs At a Glance Contract Report for 101281/0193 - December 2016

Name or company name	OASIS DENTAL CARE LTD
Contract type name	GDS Contract
Purpose of contract	General
Contract start date	01/02/2009
Contract end date	

16/17 Contracted general activity (UDA)	34,227
Carry forward general activity (UDA)	0
16/17 Contracted orthodontic activity (UOA)	0
Carry forward orthodontic activity (UOA)	0
Baseline contract value	£748,810.79

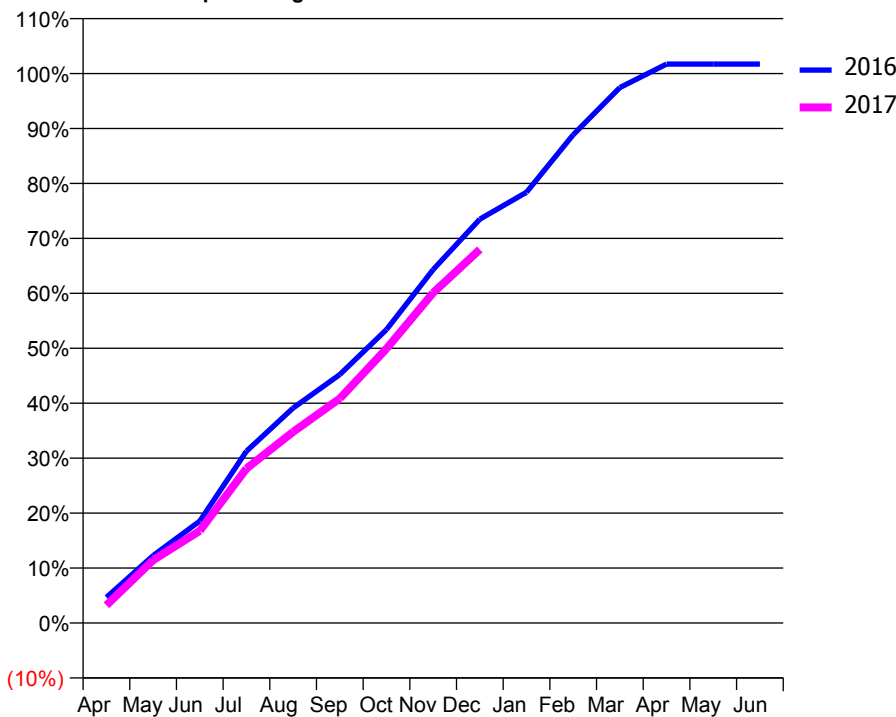
ACCESS*

Patients seen in 24 months	Total	Change since previous quarter
Quarter ending December 2015	12,926	
Quarter ending March 2016	12,957	→
Quarter ending June 2016	12,738	↓
Quarter ending September 2016	12,597	↓
Quarter ending December 2016	12,550	→
Variance since December 2015	(2.9%)	↓



ACTIVITY

Cumulative percentage of contracted UDA delivered 2016 & 2017



Month	Adjusted Scheduled Activity (UDA)	
	2016	2017
April	1,597	1,107
May	4,202	3,920
June	6,351	5,739
July	10,705	9,622
August	13,391	11,902
September	15,479	13,987
October	18,279	17,085
November	22,011	20,567
December	25,154	23,271
January	26,830	
February	30,413	
March	33,350	
April	34,810	
May	34,814	
June	34,814	

QUALITY

	Quantity	Base Number	Contract	AT	Region	England
% of FP17s for the same patient ID Re-attending within 3 months - Children	289	3,535	8.2%	10.3%	11.9%	12.4%
% of FP17s for the same patient ID Re-attending within 3 months - Adults	1,346	9,968	13.5%	15.1%	16.5%	16.6%
% of FP17s for the same patient ID Re-attending between 3 & 9 months - Children	2,230	3,535	63.1%	60.7%	60.2%	57.5%
% of FP17s for the same patient ID Re-attending between 3 & 9 months - Adults	6,389	9,968	64.1%	52.7%	52.0%	50.4%
% of FP17s for Band 1 Urgent Courses	1,039	12,799	8.1%	9.5%	9.5%	9.1%
% of FP17s Relating to Free Repair or Replacements	73	12,799	0.6%	0.7%	0.7%	0.8%
% of FP17s Relating to Continuations	218	12,799	1.7%	1.3%	1.2%	1.3%
% of Patients satisfied with the dentistry they have received	5	7	N/A	92.6%	92.9%	92.7%
% of Patients satisfied with the time they had to wait for an appointment	6	7	N/A	88.0%	88.8%	88.8%

* This is based on patients treated on this contract for their most recent course of treatment. Figures in italics indicate the base number of FP17s or Patient Questionnaire responses are less than 100. N/A is shown where the base number of responses is less than 10 during the period. % is calculated as Quantity/Base number*100

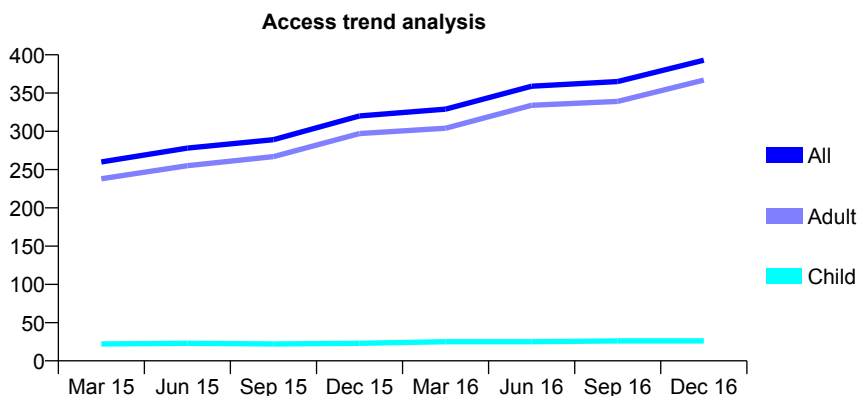
Q70 - Vital Signs At a Glance Contract Report for 101281/0216 - December 2016

Name or company name	OASIS DENTAL CARE LTD
Contract type name	GDS Contract
Purpose of contract	General
Contract start date	01/04/2010
Contract end date	

16/17 Contracted general activity (UDA)	873
Carry forward general activity (UDA)	0
16/17 Contracted orthodontic activity (UOA)	0
Carry forward orthodontic activity (UOA)	0
Baseline contract value	£0.00

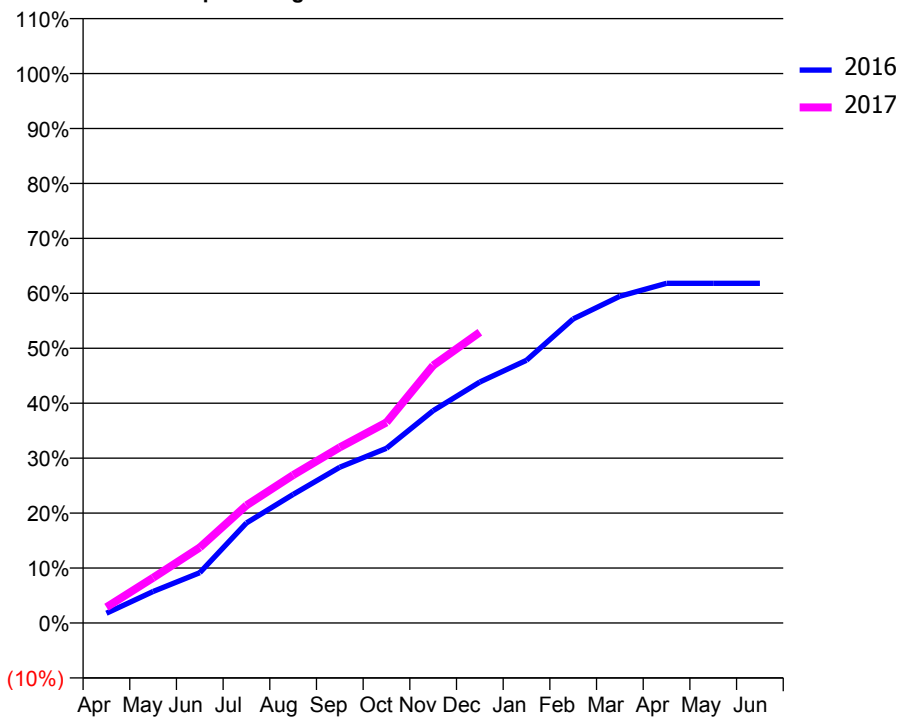
ACCESS*

Patients seen in 24 months	Total	Change since previous quarter
Quarter ending December 2015	320	
Quarter ending March 2016	329	↑
Quarter ending June 2016	359	↑
Quarter ending September 2016	365	→
Quarter ending December 2016	393	↑
Variance since December 2015	22.8%	↑



ACTIVITY

Cumulative percentage of contracted UDA delivered 2016 & 2017



Month	Adjusted Scheduled Activity (UDA)	
	2016	2017
April	16	25
May	50	72
June	80	120
July	159	187
August	204	235
September	248	279
October	278	319
November	337	409
December	383	462
January	417	
February	483	
March	519	
April	540	
May	540	
June	540	

QUALITY

	Quantity	Base Number	Contract	AT	Region	England
% of FP17s for the same patient ID Re-attending within 3 months - Children	1	36	2.8%	10.3%	11.9%	12.4%
% of FP17s for the same patient ID Re-attending within 3 months - Adults	11	352	3.1%	15.1%	16.5%	16.6%
% of FP17s for the same patient ID Re-attending between 3 & 9 months - Children	0	36	0.0%	60.7%	60.2%	57.5%
% of FP17s for the same patient ID Re-attending between 3 & 9 months - Adults	3	352	0.9%	52.7%	52.0%	50.4%
% of FP17s for Band 1 Urgent Courses	360	371	97.0%	9.5%	9.5%	9.1%
% of FP17s Relating to Free Repair or Replacements	0	371	0.0%	0.7%	0.7%	0.8%
% of FP17s Relating to Continuations	0	371	0.0%	1.3%	1.2%	1.3%
% of Patients satisfied with the dentistry they have received	0	0	N/A	92.6%	92.9%	92.7%
% of Patients satisfied with the time they had to wait for an appointment	0	0	N/A	88.0%	88.8%	88.8%

* This is based on patients treated on this contract for their most recent course of treatment. Figures in italics indicate the base number of FP17s or Patient Questionnaire responses are less than 100. N/A is shown where the base number of responses is less than 10 during the period. % is calculated as Quantity/Base number*100

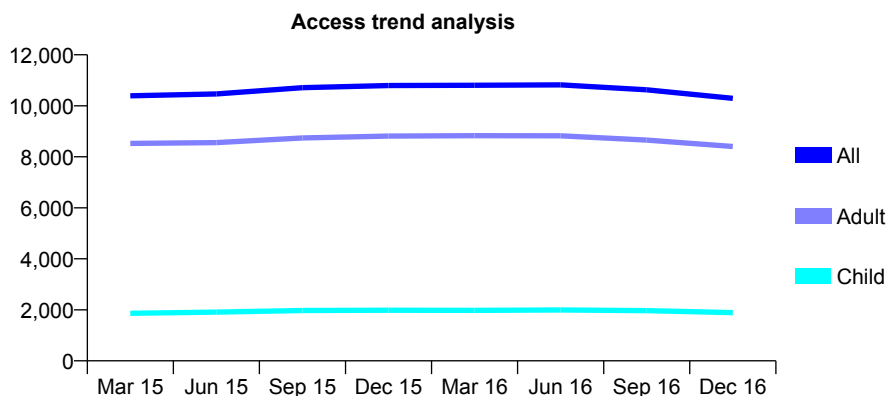
Q70 - Vital Signs At a Glance Contract Report for 101338/0001 - December 2016

Name or company name	Whitecross Dental Care Limited
Contract type name	GDS Contract
Purpose of contract	General
Contract start date	01/04/2006
Contract end date	

16/17 Contracted general activity (UDA)	33,703
Carry forward general activity (UDA)	0
16/17 Contracted orthodontic activity (UOA)	0
Carry forward orthodontic activity (UOA)	0
Baseline contract value	£806,875.96

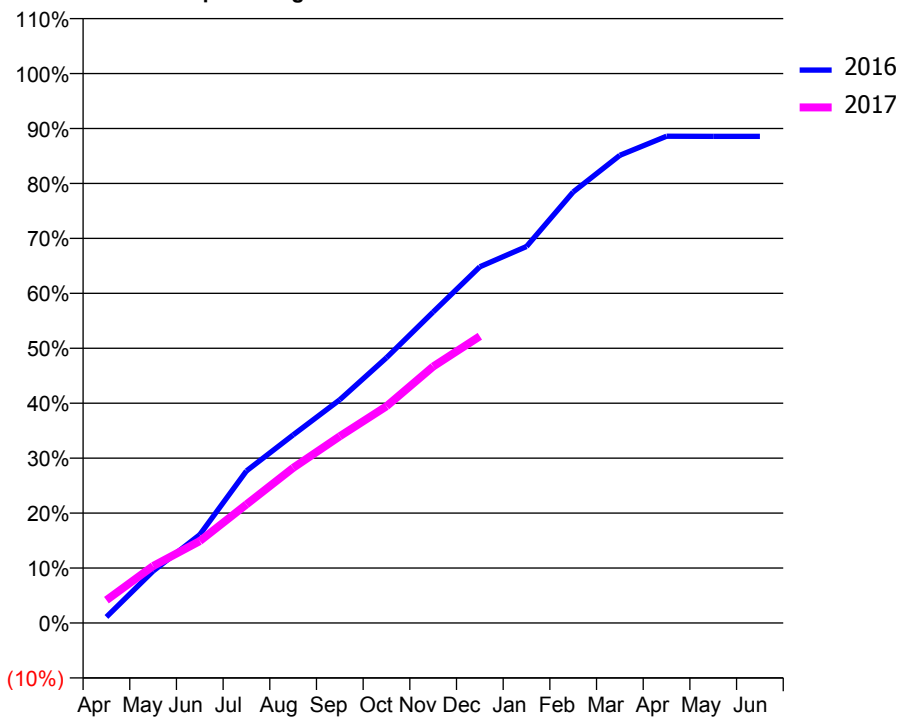
ACCESS*

Patients seen in 24 months	Total	Change since previous quarter
Quarter ending December 2015	10,796	
Quarter ending March 2016	10,806	→
Quarter ending June 2016	10,819	→
Quarter ending September 2016	10,625	↓
Quarter ending December 2016	10,293	↓
Variance since December 2015	(4.7%)	↓



ACTIVITY

Cumulative percentage of contracted UDA delivered 2016 & 2017



Month	Adjusted Scheduled Activity (UDA)	
	2016	2017
April	374	1,406
May	3,182	3,496
June	5,420	5,028
July	9,331	7,273
August	11,536	9,519
September	13,695	11,457
October	16,275	13,292
November	19,079	15,734
December	21,850	17,588
January	23,095	
February	26,441	
March	28,688	
April	29,855	
May	29,847	
June	29,845	

QUALITY

	Quantity	Base Number	Contract	AT	Region	England
% of FP17s for the same patient ID Re-attending within 3 months - Children	124	1,668	7.4%	10.3%	11.9%	12.4%
% of FP17s for the same patient ID Re-attending within 3 months - Adults	888	7,333	12.1%	15.1%	16.5%	16.6%
% of FP17s for the same patient ID Re-attending between 3 & 9 months - Children	740	1,668	44.4%	60.7%	60.2%	57.5%
% of FP17s for the same patient ID Re-attending between 3 & 9 months - Adults	3,335	7,333	45.5%	52.7%	52.0%	50.4%
% of FP17s for Band 1 Urgent Courses	890	8,569	10.4%	9.5%	9.5%	9.1%
% of FP17s Relating to Free Repair or Replacements	60	8,569	0.7%	0.7%	0.7%	0.8%
% of FP17s Relating to Continuations	137	8,569	1.6%	1.3%	1.2%	1.3%
% of Patients satisfied with the dentistry they have received	5	6	N/A	92.6%	92.9%	92.7%
% of Patients satisfied with the time they had to wait for an appointment	3	6	N/A	88.0%	88.8%	88.8%

* This is based on patients treated on this contract for their most recent course of treatment. Figures in italics indicate the base number of FP17s or Patient Questionnaire responses are less than 100. N/A is shown where the base number of responses is less than 10 during the period. % is calculated as Quantity/Base number*100

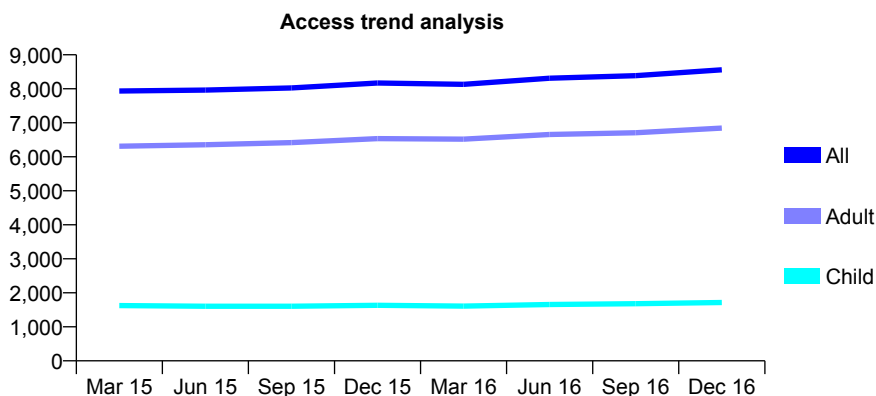
Q70 - Vital Signs At a Glance Contract Report for 101338/0002 - December 2016

Name or company name	Whitecross Dental Care Limited
Contract type name	GDS Contract
Purpose of contract	General
Contract start date	01/04/2006
Contract end date	

16/17 Contracted general activity (UDA)	26,962
Carry forward general activity (UDA)	0
16/17 Contracted orthodontic activity (UOA)	0
Carry forward orthodontic activity (UOA)	0
Baseline contract value	£645,491.19

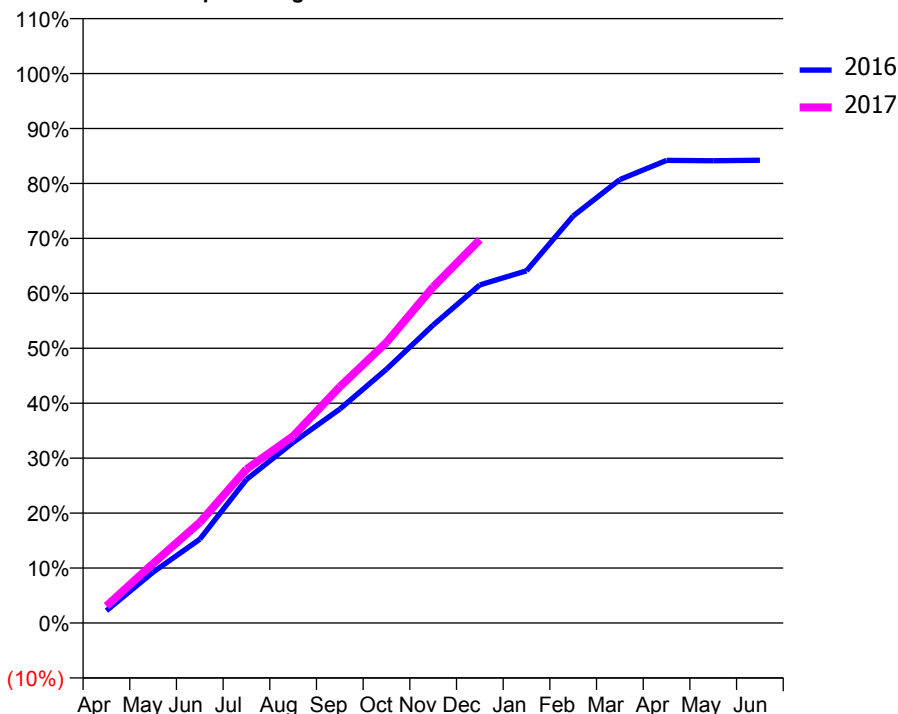
ACCESS*

Patients seen in 24 months	Total	Change since previous quarter
Quarter ending December 2015	8,169	
Quarter ending March 2016	8,131	→
Quarter ending June 2016	8,311	↑
Quarter ending September 2016	8,387	→
Quarter ending December 2016	8,559	↑
Variance since December 2015	4.8%	↑



ACTIVITY

Cumulative percentage of contracted UDA delivered 2016 & 2017



Month	Adjusted Scheduled Activity (UDA)	
	2016	2017
April	602	832
May	2,498	2,920
June	4,109	4,934
July	7,043	7,550
August	8,860	9,168
September	10,497	11,593
October	12,457	13,772
November	14,621	16,491
December	16,588	18,810
January	17,284	
February	19,972	
March	21,755	
April	22,698	
May	22,679	
June	22,708	

QUALITY

	Quantity	Base Number	Contract	AT	Region	England
% of FP17s for the same patient ID Re-attending within 3 months - Children	113	1,810	6.2%	10.3%	11.9%	12.4%
% of FP17s for the same patient ID Re-attending within 3 months - Adults	1,005	7,472	13.5%	15.1%	16.5%	16.6%
% of FP17s for the same patient ID Re-attending between 3 & 9 months - Children	899	1,810	49.7%	60.7%	60.2%	57.5%
% of FP17s for the same patient ID Re-attending between 3 & 9 months - Adults	3,876	7,472	51.9%	52.7%	52.0%	50.4%
% of FP17s for Band 1 Urgent Courses	631	8,925	7.1%	9.5%	9.5%	9.1%
% of FP17s Relating to Free Repair or Replacements	41	8,925	0.5%	0.7%	0.7%	0.8%
% of FP17s Relating to Continuations	258	8,925	2.9%	1.3%	1.2%	1.3%
% of Patients satisfied with the dentistry they have received	9	9	N/A	92.6%	92.9%	92.7%
% of Patients satisfied with the time they had to wait for an appointment	7	9	N/A	88.0%	88.8%	88.8%

* This is based on patients treated on this contract for their most recent course of treatment. Figures in italics indicate the base number of FP17s or Patient Questionnaire responses are less than 100. N/A is shown where the base number of responses is less than 10 during the period. % is calculated as Quantity/Base number*100

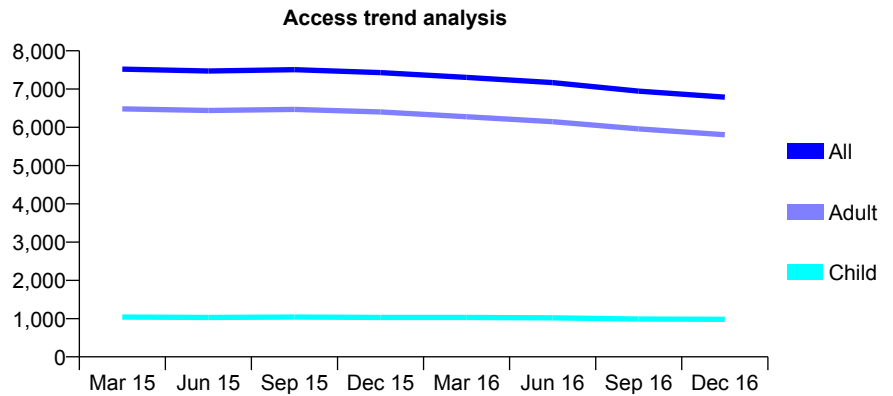
Q70 - Vital Signs At a Glance Contract Report for 101338/0003 - December 2016

Name or company name	Whitecross Dental Care Limited
Contract type name	GDS Contract
Purpose of contract	General
Contract start date	01/04/2006
Contract end date	

16/17 Contracted general activity (UDA)	24,294
Carry forward general activity (UDA)	0
16/17 Contracted orthodontic activity (UOA)	0
Carry forward orthodontic activity (UOA)	0
Baseline contract value	£678,213.77

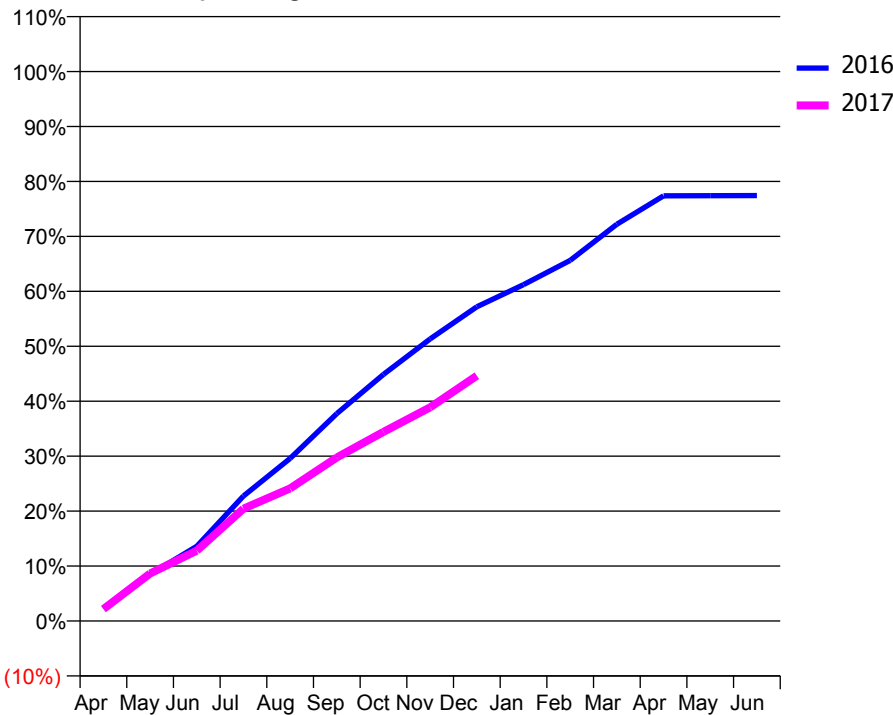
ACCESS*

Patients seen in 24 months	Total	Change since previous quarter
Quarter ending December 2015	7,431	
Quarter ending March 2016	7,306	↓
Quarter ending June 2016	7,168	↓
Quarter ending September 2016	6,947	↓
Quarter ending December 2016	6,790	↓
Variance since December 2015	(8.6%)	↓



ACTIVITY

Cumulative percentage of contracted UDA delivered 2016 & 2017



Month	Adjusted Scheduled Activity (UDA)	
	2016	2017
April	556	525
May	2,068	2,101
June	3,304	3,113
July	5,528	4,970
August	7,188	5,863
September	9,169	7,230
October	10,902	8,360
November	12,472	9,447
December	13,890	10,845
January	14,873	
February	15,946	
March	17,540	
April	18,799	
May	18,802	
June	18,812	

QUALITY

	Quantity	Base Number	Contract	AT	Region	England
% of FP17s for the same patient ID Re-attending within 3 months - Children	43	875	4.9%	10.3%	11.9%	12.4%
% of FP17s for the same patient ID Re-attending within 3 months - Adults	513	4,733	10.8%	15.1%	16.5%	16.6%
% of FP17s for the same patient ID Re-attending between 3 & 9 months - Children	410	875	46.9%	60.7%	60.2%	57.5%
% of FP17s for the same patient ID Re-attending between 3 & 9 months - Adults	1,994	4,733	42.1%	52.7%	52.0%	50.4%
% of FP17s for Band 1 Urgent Courses	620	5,061	12.3%	9.5%	9.5%	9.1%
% of FP17s Relating to Free Repair or Replacements	32	5,061	0.6%	0.7%	0.7%	0.8%
% of FP17s Relating to Continuations	106	5,061	2.1%	1.3%	1.2%	1.3%
% of Patients satisfied with the dentistry they have received	6	6	N/A	92.6%	92.9%	92.7%
% of Patients satisfied with the time they had to wait for an appointment	6	6	N/A	88.0%	88.8%	88.8%

* This is based on patients treated on this contract for their most recent course of treatment. Figures in italics indicate the base number of FP17s or Patient Questionnaire responses are less than 100. N/A is shown where the base number of responses is less than 10 during the period. % is calculated as Quantity/Base number*100

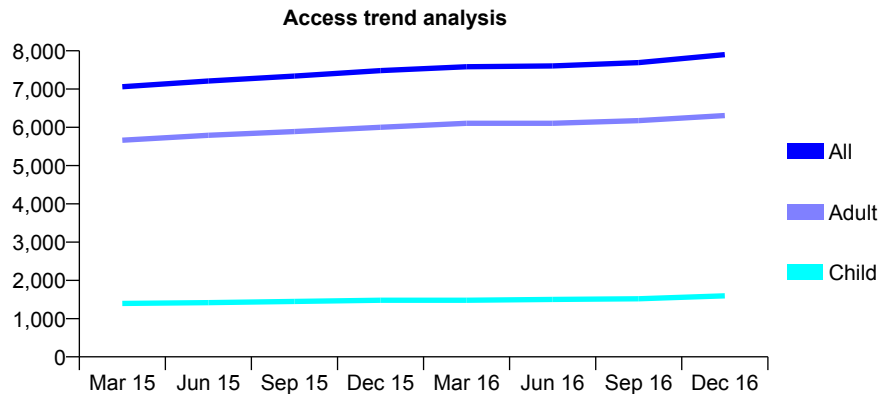
Q70 - Vital Signs At a Glance Contract Report for 101338/0015 - December 2016

Name or company name	Whitecross Dental Care Limited
Contract type name	GDS Contract
Purpose of contract	General
Contract start date	01/04/2006
Contract end date	

16/17 Contracted general activity (UDA)	24,549
Carry forward general activity (UDA)	0
16/17 Contracted orthodontic activity (UOA)	0
Carry forward orthodontic activity (UOA)	0
Baseline contract value	£685,332.59

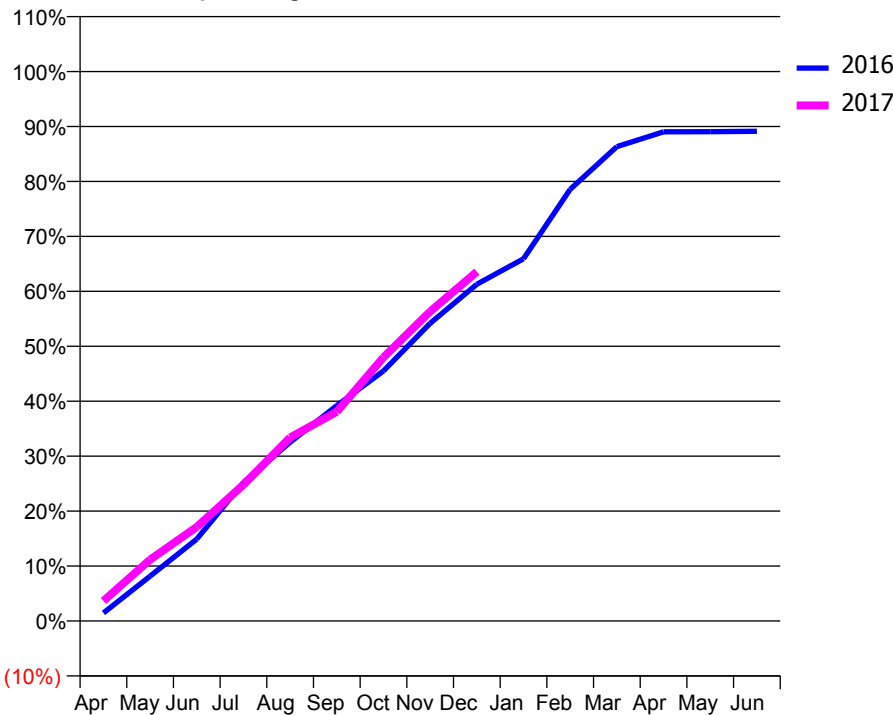
ACCESS*

Patients seen in 24 months	Total	Change since previous quarter
Quarter ending December 2015	7,483	
Quarter ending March 2016	7,585	→
Quarter ending June 2016	7,606	→
Quarter ending September 2016	7,692	→
Quarter ending December 2016	7,901	↑
Variance since December 2015	5.6%	↑



ACTIVITY

Cumulative percentage of contracted UDA delivered 2016 & 2017



Month	Adjusted Scheduled Activity (UDA)	
	2016	2017
April	360	898
May	2,004	2,743
June	3,660	4,205
July	6,195	6,089
August	7,983	8,201
September	9,624	9,348
October	11,172	11,783
November	13,302	13,828
December	15,045	15,608
January	16,182	
February	19,289	
March	21,191	
April	21,857	
May	21,861	
June	21,877	

QUALITY

	Quantity	Base Number	Contract	AT	Region	England
% of FP17s for the same patient ID Re-attending within 3 months - Children	99	1,655	6.0%	10.3%	11.9%	12.4%
% of FP17s for the same patient ID Re-attending within 3 months - Adults	1,078	6,309	17.1%	15.1%	16.5%	16.6%
% of FP17s for the same patient ID Re-attending between 3 & 9 months - Children	813	1,655	49.1%	60.7%	60.2%	57.5%
% of FP17s for the same patient ID Re-attending between 3 & 9 months - Adults	2,804	6,309	44.4%	52.7%	52.0%	50.4%
% of FP17s for Band 1 Urgent Courses	965	7,622	12.7%	9.5%	9.5%	9.1%
% of FP17s Relating to Free Repair or Replacements	33	7,622	0.4%	0.7%	0.7%	0.8%
% of FP17s Relating to Continuations	209	7,622	2.7%	1.3%	1.2%	1.3%
% of Patients satisfied with the dentistry they have received	11	12	91.7%	92.6%	92.9%	92.7%
% of Patients satisfied with the time they had to wait for an appointment	11	12	91.7%	88.0%	88.8%	88.8%

* This is based on patients treated on this contract for their most recent course of treatment. Figures in italics indicate the base number of FP17s or Patient Questionnaire responses are less than 100. N/A is shown where the base number of responses is less than 10 during the period. % is calculated as Quantity/Base number*100

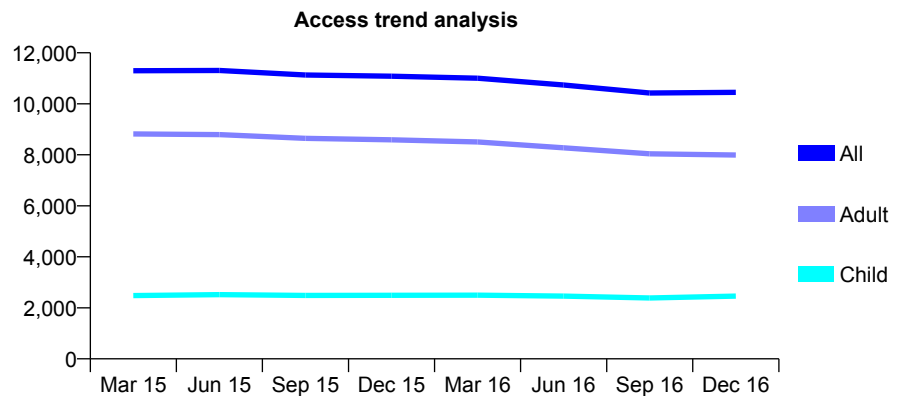
Q70 - Vital Signs At a Glance Contract Report for 101338/0018 - December 2016

Name or company name	Whitecross Dental Care Limited
Contract type name	GDS Contract
Purpose of contract	General
Contract start date	01/04/2006
Contract end date	

16/17 Contracted general activity (UDA)	34,506
Carry forward general activity (UDA)	0
16/17 Contracted orthodontic activity (UOA)	0
Carry forward orthodontic activity (UOA)	0
Baseline contract value	£925,728.11

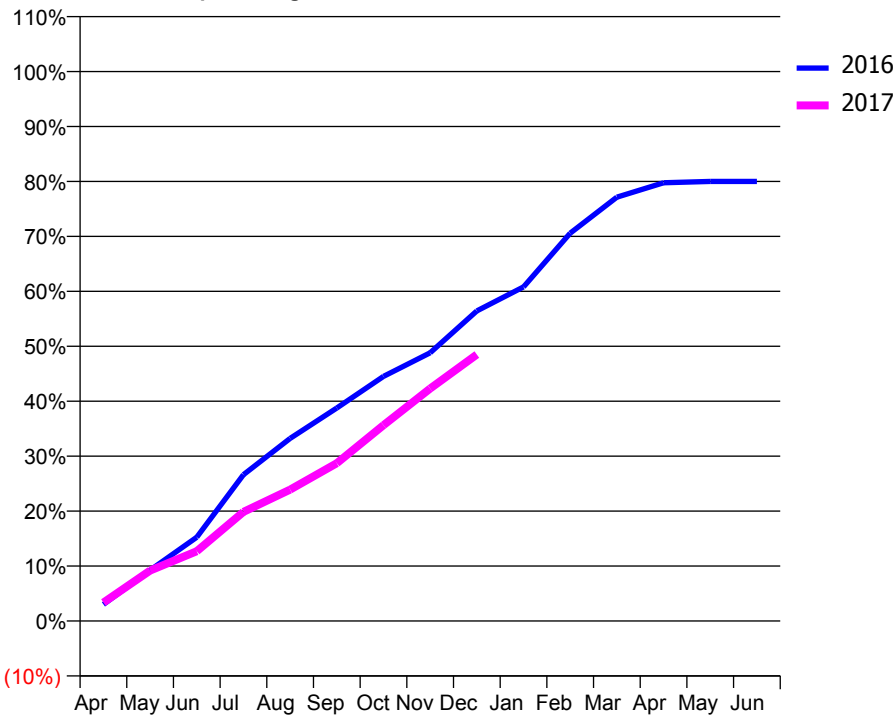
ACCESS*

Patients seen in 24 months	Total	Change since previous quarter
Quarter ending December 2015	11,084	
Quarter ending March 2016	11,004	→
Quarter ending June 2016	10,736	↓
Quarter ending September 2016	10,425	↓
Quarter ending December 2016	10,450	→
Variance since December 2015	(5.7%)	↓



ACTIVITY

Cumulative percentage of contracted UDA delivered 2016 & 2017



Month	Adjusted Scheduled Activity (UDA)	
	2016	2017
April	1,044	1,158
May	3,198	3,167
June	5,266	4,387
July	9,188	6,856
August	11,465	8,252
September	13,378	9,906
October	15,361	12,292
November	16,846	14,597
December	19,476	16,731
January	20,982	
February	24,350	
March	26,617	
April	27,521	
May	27,605	
June	27,604	

QUALITY

	Quantity	Base Number	Contract	AT	Region	England
% of FP17s for the same patient ID Re-attending within 3 months - Children	89	2,203	4.0%	10.3%	11.9%	12.4%
% of FP17s for the same patient ID Re-attending within 3 months - Adults	512	6,291	8.1%	15.1%	16.5%	16.6%
% of FP17s for the same patient ID Re-attending between 3 & 9 months - Children	1,053	2,203	47.8%	60.7%	60.2%	57.5%
% of FP17s for the same patient ID Re-attending between 3 & 9 months - Adults	2,283	6,291	36.3%	52.7%	52.0%	50.4%
% of FP17s for Band 1 Urgent Courses	309	8,044	3.8%	9.5%	9.5%	9.1%
% of FP17s Relating to Free Repair or Replacements	52	8,044	0.6%	0.7%	0.7%	0.8%
% of FP17s Relating to Continuations	119	8,044	1.5%	1.3%	1.2%	1.3%
% of Patients satisfied with the dentistry they have received	5	5	N/A	92.6%	92.9%	92.7%
% of Patients satisfied with the time they had to wait for an appointment	4	5	N/A	88.0%	88.8%	88.8%

* This is based on patients treated on this contract for their most recent course of treatment. Figures in italics indicate the base number of FP17s or Patient Questionnaire responses are less than 100. N/A is shown where the base number of responses is less than 10 during the period. % is calculated as Quantity/Base number*100

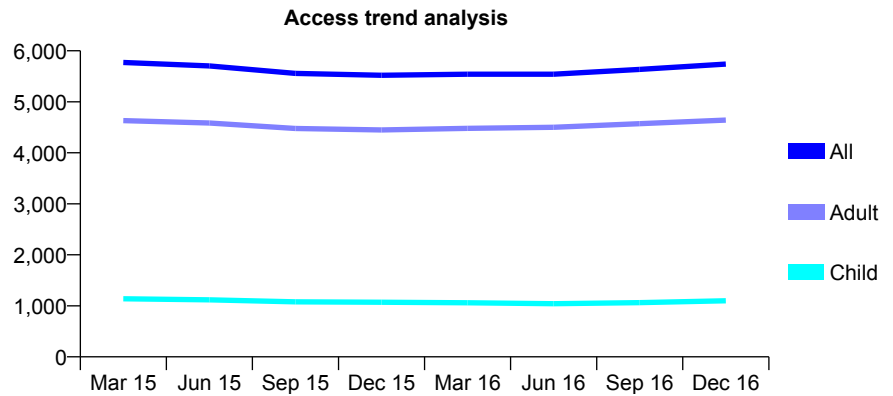
Q70 - Vital Signs At a Glance Contract Report for 101338/0026 - December 2016

Name or company name	Whitecross Dental Care Limited
Contract type name	GDS Contract
Purpose of contract	General
Contract start date	01/04/2006
Contract end date	

16/17 Contracted general activity (UDA)	16,392
Carry forward general activity (UDA)	0
16/17 Contracted orthodontic activity (UOA)	0
Carry forward orthodontic activity (UOA)	0
Baseline contract value	£392,437.18

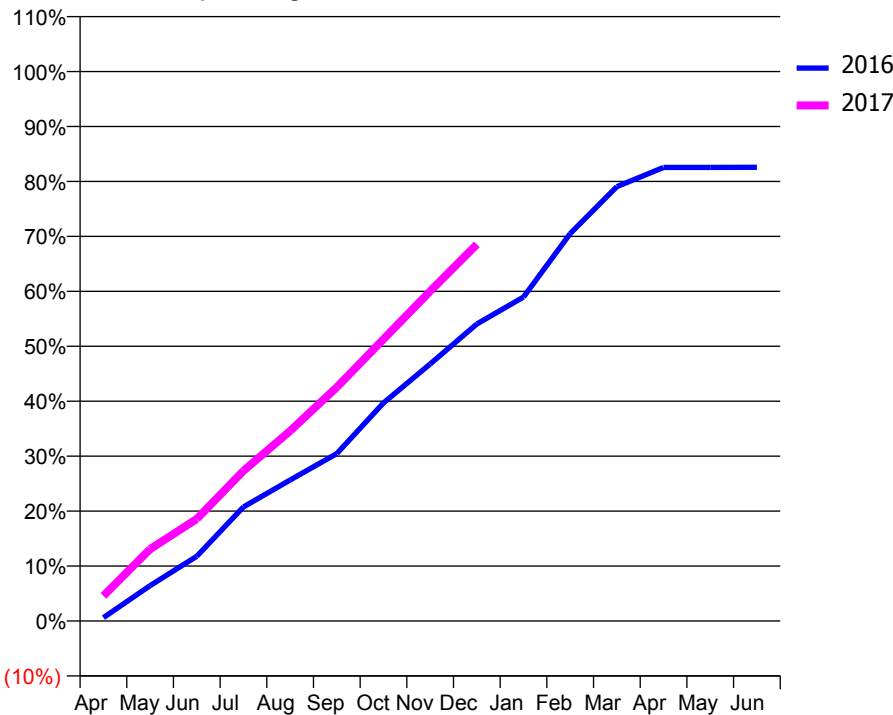
ACCESS*

Patients seen in 24 months	Total	Change since previous quarter
Quarter ending December 2015	5,519	
Quarter ending March 2016	5,541	→
Quarter ending June 2016	5,542	→
Quarter ending September 2016	5,635	→
Quarter ending December 2016	5,741	→
Variance since December 2015	4.0%	↑



ACTIVITY

Cumulative percentage of contracted UDA delivered 2016 & 2017



Month	Adjusted Scheduled Activity (UDA)	
	2016	2017
April	103	750
May	1,056	2,147
June	1,932	3,044
July	3,402	4,482
August	4,208	5,670
September	4,996	6,974
October	6,506	8,406
November	7,666	9,839
December	8,862	11,236
January	9,666	
February	11,556	
March	12,956	
April	13,529	
May	13,531	
June	13,535	

QUALITY

	Quantity	Base Number	Contract	AT	Region	England
% of FP17s for the same patient ID Re-attending within 3 months - Children	63	1,228	5.1%	10.3%	11.9%	12.4%
% of FP17s for the same patient ID Re-attending within 3 months - Adults	505	4,947	10.2%	15.1%	16.5%	16.6%
% of FP17s for the same patient ID Re-attending between 3 & 9 months - Children	744	1,228	60.6%	60.7%	60.2%	57.5%
% of FP17s for the same patient ID Re-attending between 3 & 9 months - Adults	2,823	4,947	57.1%	52.7%	52.0%	50.4%
% of FP17s for Band 1 Urgent Courses	478	5,893	8.1%	9.5%	9.5%	9.1%
% of FP17s Relating to Free Repair or Replacements	38	5,893	0.6%	0.7%	0.7%	0.8%
% of FP17s Relating to Continuations	113	5,893	1.9%	1.3%	1.2%	1.3%
% of Patients satisfied with the dentistry they have received	2	2	N/A	92.6%	92.9%	92.7%
% of Patients satisfied with the time they had to wait for an appointment	2	2	N/A	88.0%	88.8%	88.8%

* This is based on patients treated on this contract for their most recent course of treatment. Figures in italics indicate the base number of FP17s or Patient Questionnaire responses are less than 100. N/A is shown where the base number of responses is less than 10 during the period. % is calculated as Quantity/Base number*100

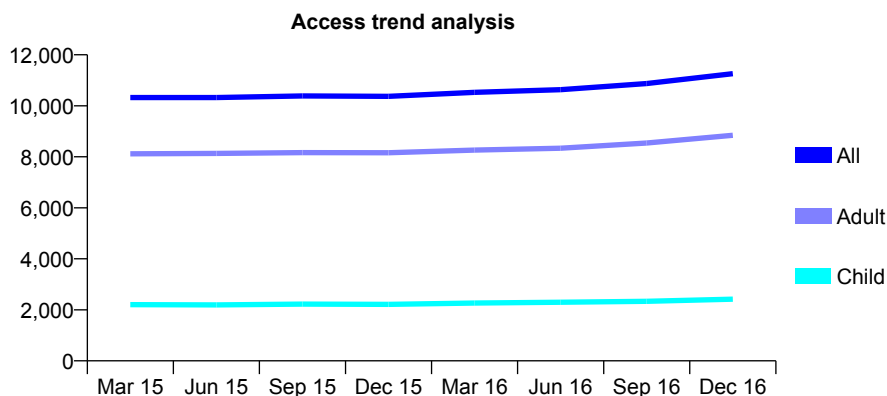
Q70 - Vital Signs At a Glance Contract Report for 101338/0034 - December 2016

Name or company name	Whitecross Dental Care Limited
Contract type name	GDS Contract
Purpose of contract	General
Contract start date	01/04/2006
Contract end date	

16/17 Contracted general activity (UDA)	34,000
Carry forward general activity (UDA)	0
16/17 Contracted orthodontic activity (UOA)	0
Carry forward orthodontic activity (UOA)	0
Baseline contract value	£949,175.45

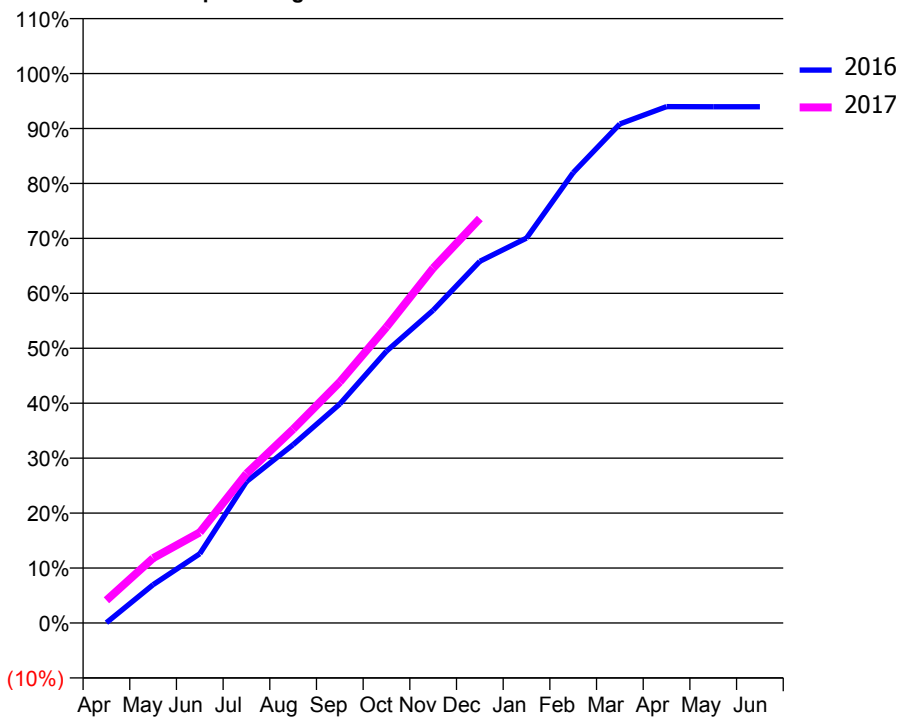
ACCESS*

Patients seen in 24 months	Total	Change since previous quarter
Quarter ending December 2015	10,373	
Quarter ending March 2016	10,529	→
Quarter ending June 2016	10,634	→
Quarter ending September 2016	10,875	↑
Quarter ending December 2016	11,262	↑
Variance since December 2015	8.6%	↑



ACTIVITY

Cumulative percentage of contracted UDA delivered 2016 & 2017



Month	Adjusted Scheduled Activity (UDA)	
	2016	2017
April	22	1,408
May	2,374	4,016
June	4,287	5,603
July	8,752	9,248
August	11,031	11,994
September	13,550	14,915
October	16,815	18,315
November	19,352	21,963
December	22,380	25,026
January	23,815	
February	27,866	
March	30,880	
April	31,948	
May	31,941	
June	31,941	

QUALITY

	Quantity	Base Number	Contract	AT	Region	England
% of FP17s for the same patient ID Re-attending within 3 months - Children	218	2,620	8.3%	10.3%	11.9%	12.4%
% of FP17s for the same patient ID Re-attending within 3 months - Adults	1,510	9,250	16.3%	15.1%	16.5%	16.6%
% of FP17s for the same patient ID Re-attending between 3 & 9 months - Children	1,370	2,620	52.3%	60.7%	60.2%	57.5%
% of FP17s for the same patient ID Re-attending between 3 & 9 months - Adults	3,983	9,250	43.1%	52.7%	52.0%	50.4%
% of FP17s for Band 1 Urgent Courses	1,304	11,421	11.4%	9.5%	9.5%	9.1%
% of FP17s Relating to Free Repair or Replacements	101	11,421	0.9%	0.7%	0.7%	0.8%
% of FP17s Relating to Continuations	299	11,421	2.6%	1.3%	1.2%	1.3%
% of Patients satisfied with the dentistry they have received	21	21	100.0%	92.6%	92.9%	92.7%
% of Patients satisfied with the time they had to wait for an appointment	18	21	85.7%	88.0%	88.8%	88.8%

* This is based on patients treated on this contract for their most recent course of treatment. Figures in italics indicate the base number of FP17s or Patient Questionnaire responses are less than 100. N/A is shown where the base number of responses is less than 10 during the period. % is calculated as Quantity/Base number*100

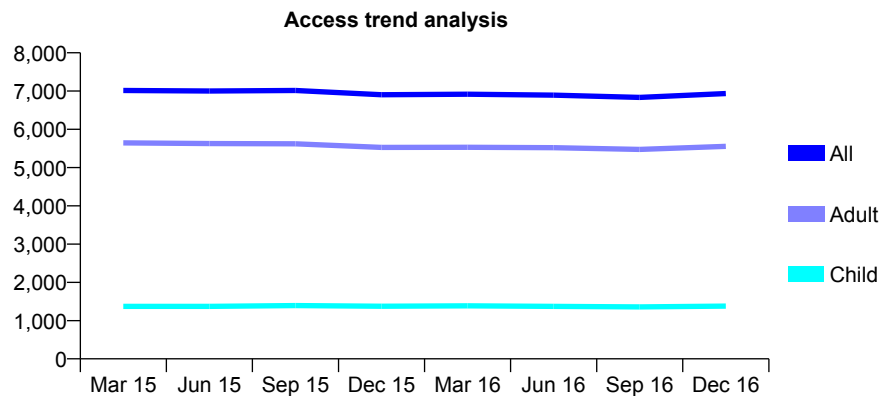
Q70 - Vital Signs At a Glance Contract Report for 101338/0036 - December 2016

Name or company name	Whitecross Dental Care Limited
Contract type name	GDS Contract
Purpose of contract	General
Contract start date	01/04/2006
Contract end date	

16/17 Contracted general activity (UDA)	20,250
Carry forward general activity (UDA)	240
16/17 Contracted orthodontic activity (UOA)	0
Carry forward orthodontic activity (UOA)	0
Baseline contract value	£565,317.74

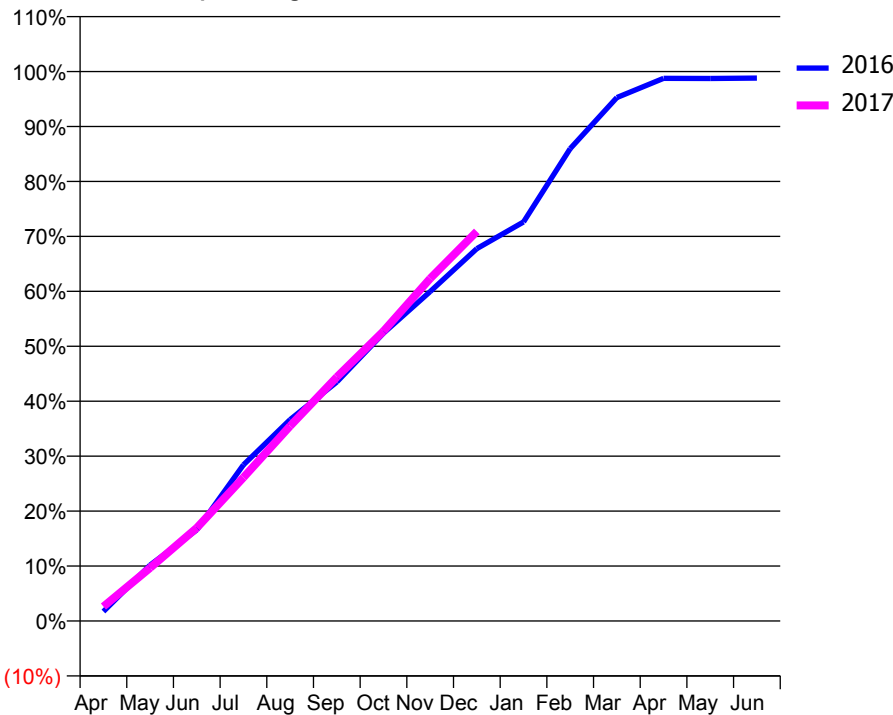
ACCESS*

Patients seen in 24 months	Total	Change since previous quarter
Quarter ending December 2015	6,902	
Quarter ending March 2016	6,918	→
Quarter ending June 2016	6,893	→
Quarter ending September 2016	6,833	→
Quarter ending December 2016	6,935	→
Variance since December 2015	0.5%	→



ACTIVITY

Cumulative percentage of contracted UDA delivered 2016 & 2017



Month	Adjusted Scheduled Activity (UDA)	
	2016	2017
April	352	533
May	2,061	1,958
June	3,357	3,432
July	5,759	5,289
August	7,423	7,189
September	8,809	8,988
October	10,608	10,679
November	12,139	12,620
December	13,723	14,356
January	14,707	
February	17,407	
March	19,292	
April	19,997	
May	19,995	
June	20,010	

QUALITY

	Quantity	Base Number	Contract	AT	Region	England
% of FP17s for the same patient ID Re-attending within 3 months - Children	72	1,317	5.5%	10.3%	11.9%	12.4%
% of FP17s for the same patient ID Re-attending within 3 months - Adults	642	5,458	11.8%	15.1%	16.5%	16.6%
% of FP17s for the same patient ID Re-attending between 3 & 9 months - Children	674	1,317	51.2%	60.7%	60.2%	57.5%
% of FP17s for the same patient ID Re-attending between 3 & 9 months - Adults	2,615	5,458	47.9%	52.7%	52.0%	50.4%
% of FP17s for Band 1 Urgent Courses	709	6,518	10.9%	9.5%	9.5%	9.1%
% of FP17s Relating to Free Repair or Replacements	78	6,518	1.2%	0.7%	0.7%	0.8%
% of FP17s Relating to Continuations	154	6,518	2.4%	1.3%	1.2%	1.3%
% of Patients satisfied with the dentistry they have received	3	4	N/A	92.6%	92.9%	92.7%
% of Patients satisfied with the time they had to wait for an appointment	2	4	N/A	88.0%	88.8%	88.8%

* This is based on patients treated on this contract for their most recent course of treatment. Figures in italics indicate the base number of FP17s or Patient Questionnaire responses are less than 100. N/A is shown where the base number of responses is less than 10 during the period. % is calculated as Quantity/Base number*100

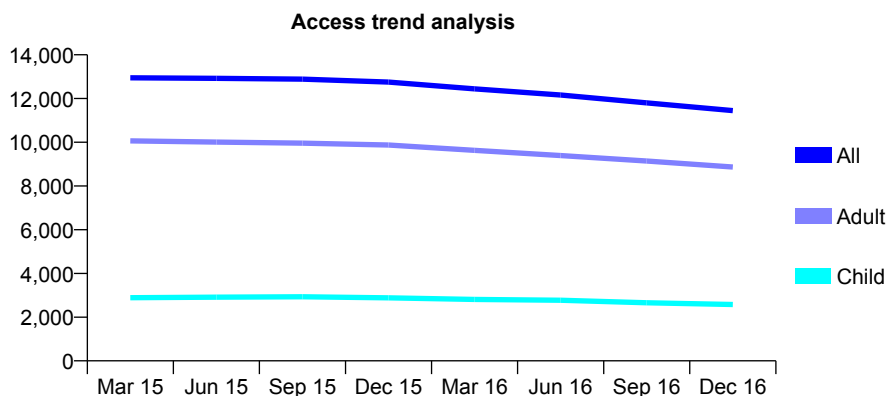
Q70 - Vital Signs At a Glance Contract Report for 101338/0038 - December 2016

Name or company name	Whitecross Dental Care Limited
Contract type name	GDS Contract
Purpose of contract	General
Contract start date	01/04/2006
Contract end date	

16/17 Contracted general activity (UDA)	34,838
Carry forward general activity (UDA)	0
16/17 Contracted orthodontic activity (UOA)	0
Carry forward orthodontic activity (UOA)	0
Baseline contract value	£1,064,650.16

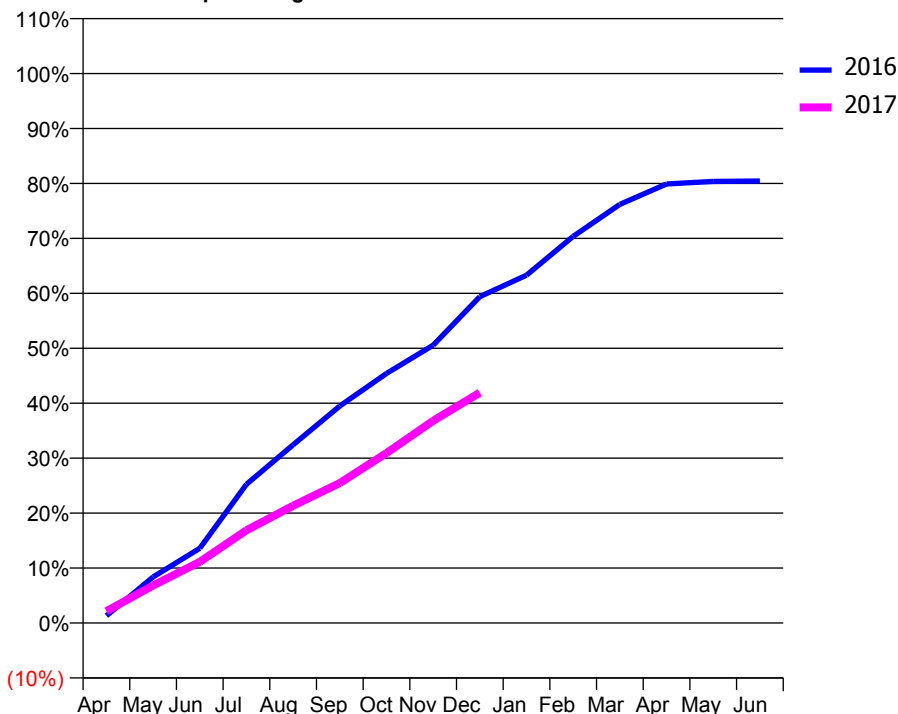
ACCESS*

Patients seen in 24 months	Total	Change since previous quarter
Quarter ending December 2015	12,754	
Quarter ending March 2016	12,439	↓
Quarter ending June 2016	12,159	↓
Quarter ending September 2016	11,799	↓
Quarter ending December 2016	11,446	↓
Variance since December 2015	(10.3%)	↓



ACTIVITY

Cumulative percentage of contracted UDA delivered 2016 & 2017



Month	Adjusted Scheduled Activity (UDA)	
	2016	2017
April	461	748
May	2,918	2,383
June	4,736	3,879
July	8,796	5,882
August	11,301	7,439
September	13,760	8,876
October	15,824	10,773
November	17,611	12,818
December	20,691	14,603
January	22,053	
February	24,509	
March	26,538	
April	27,835	
May	27,995	
June	28,023	

QUALITY

	Quantity	Base Number	Contract	AT	Region	England
% of FP17s for the same patient ID Re-attending within 3 months - Children	124	2,152	5.8%	10.3%	11.9%	12.4%
% of FP17s for the same patient ID Re-attending within 3 months - Adults	856	7,364	11.6%	15.1%	16.5%	16.6%
% of FP17s for the same patient ID Re-attending between 3 & 9 months - Children	1,089	2,152	50.6%	60.7%	60.2%	57.5%
% of FP17s for the same patient ID Re-attending between 3 & 9 months - Adults	2,895	7,364	39.3%	52.7%	52.0%	50.4%
% of FP17s for Band 1 Urgent Courses	801	8,666	9.2%	9.5%	9.5%	9.1%
% of FP17s Relating to Free Repair or Replacements	56	8,666	0.6%	0.7%	0.7%	0.8%
% of FP17s Relating to Continuations	129	8,666	1.5%	1.3%	1.2%	1.3%
% of Patients satisfied with the dentistry they have received	8	9	N/A	92.6%	92.9%	92.7%
% of Patients satisfied with the time they had to wait for an appointment	6	9	N/A	88.0%	88.8%	88.8%

* This is based on patients treated on this contract for their most recent course of treatment. Figures in italics indicate the base number of FP17s or Patient Questionnaire responses are less than 100. N/A is shown where the base number of responses is less than 10 during the period. % is calculated as Quantity/Base number*100

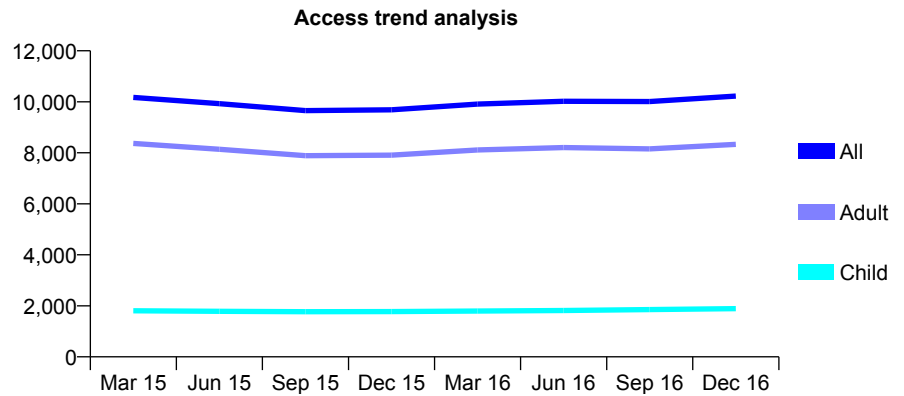
Q70 - Vital Signs At a Glance Contract Report for 101338/0047 - December 2016

Name or company name	Whitecross Dental Care Limited
Contract type name	GDS Contract
Purpose of contract	General
Contract start date	01/04/2007
Contract end date	

16/17 Contracted general activity (UDA)	34,251
Carry forward general activity (UDA)	0
16/17 Contracted orthodontic activity (UOA)	0
Carry forward orthodontic activity (UOA)	0
Baseline contract value	£1,004,828.80

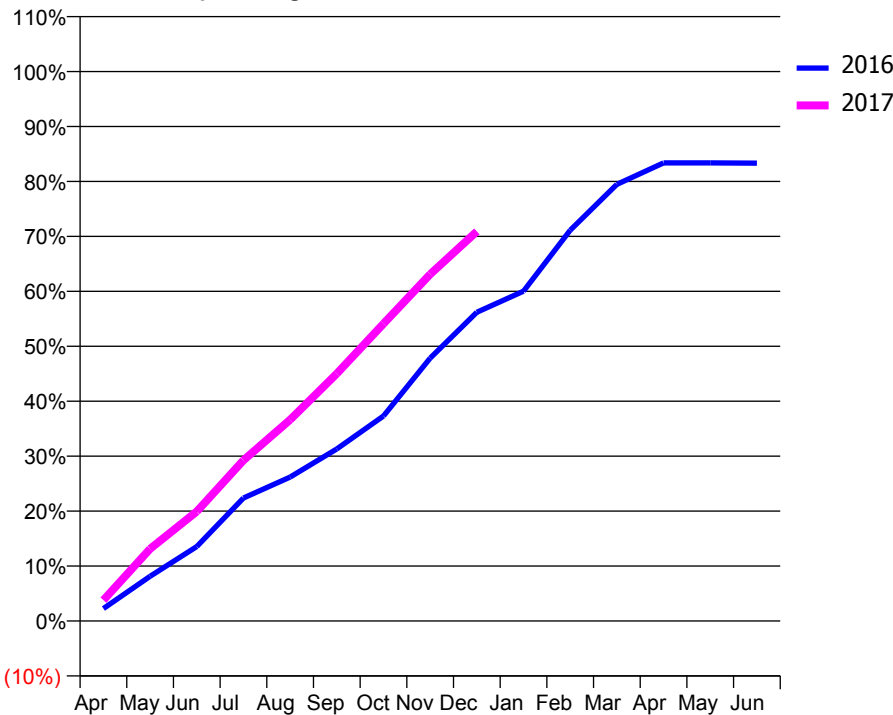
ACCESS*

Patients seen in 24 months	Total	Change since previous quarter
Quarter ending December 2015	9,684	
Quarter ending March 2016	9,910	↑
Quarter ending June 2016	10,022	→
Quarter ending September 2016	10,008	→
Quarter ending December 2016	10,225	↑
Variance since December 2015	5.6%	↑



ACTIVITY

Cumulative percentage of contracted UDA delivered 2016 & 2017



Month	Adjusted Scheduled Activity (UDA)	
	2016	2017
April	778	1,302
May	2,791	4,498
June	4,641	6,825
July	7,665	10,021
August	8,968	12,546
September	10,726	15,418
October	12,783	18,533
November	16,387	21,617
December	19,245	24,287
January	20,555	
February	24,359	
March	27,220	
April	28,556	
May	28,556	
June	28,542	

QUALITY

	Quantity	Base Number	Contract	AT	Region	England
% of FP17s for the same patient ID Re-attending within 3 months - Children	101	1,894	5.3%	10.3%	11.9%	12.4%
% of FP17s for the same patient ID Re-attending within 3 months - Adults	1,184	8,269	14.3%	15.1%	16.5%	16.6%
% of FP17s for the same patient ID Re-attending between 3 & 9 months - Children	952	1,894	50.3%	60.7%	60.2%	57.5%
% of FP17s for the same patient ID Re-attending between 3 & 9 months - Adults	3,858	8,269	46.7%	52.7%	52.0%	50.4%
% of FP17s for Band 1 Urgent Courses	488	9,683	5.0%	9.5%	9.5%	9.1%
% of FP17s Relating to Free Repair or Replacements	88	9,683	0.9%	0.7%	0.7%	0.8%
% of FP17s Relating to Continuations	316	9,683	3.3%	1.3%	1.2%	1.3%
% of Patients satisfied with the dentistry they have received	15	15	100.0%	92.6%	92.9%	92.7%
% of Patients satisfied with the time they had to wait for an appointment	11	15	73.3%	88.0%	88.8%	88.8%

* This is based on patients treated on this contract for their most recent course of treatment. Figures in italics indicate the base number of FP17s or Patient Questionnaire responses are less than 100. N/A is shown where the base number of responses is less than 10 during the period. % is calculated as Quantity/Base number*100

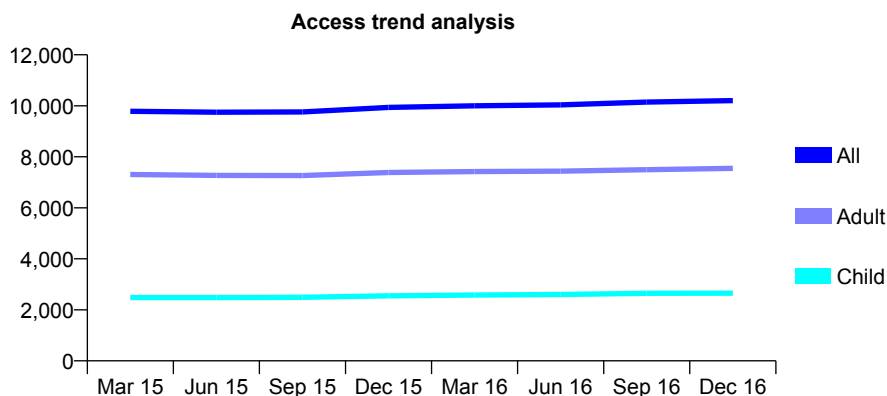
Q70 - Vital Signs At a Glance Contract Report for 101338/0070 - December 2016

Name or company name	Whitecross Dental Care Limited
Contract type name	GDS Contract
Purpose of contract	General
Contract start date	01/11/2008
Contract end date	

16/17 Contracted general activity (UDA)	28,750
Carry forward general activity (UDA)	0
16/17 Contracted orthodontic activity (UOA)	0
Carry forward orthodontic activity (UOA)	0
Baseline contract value	£687,322.40

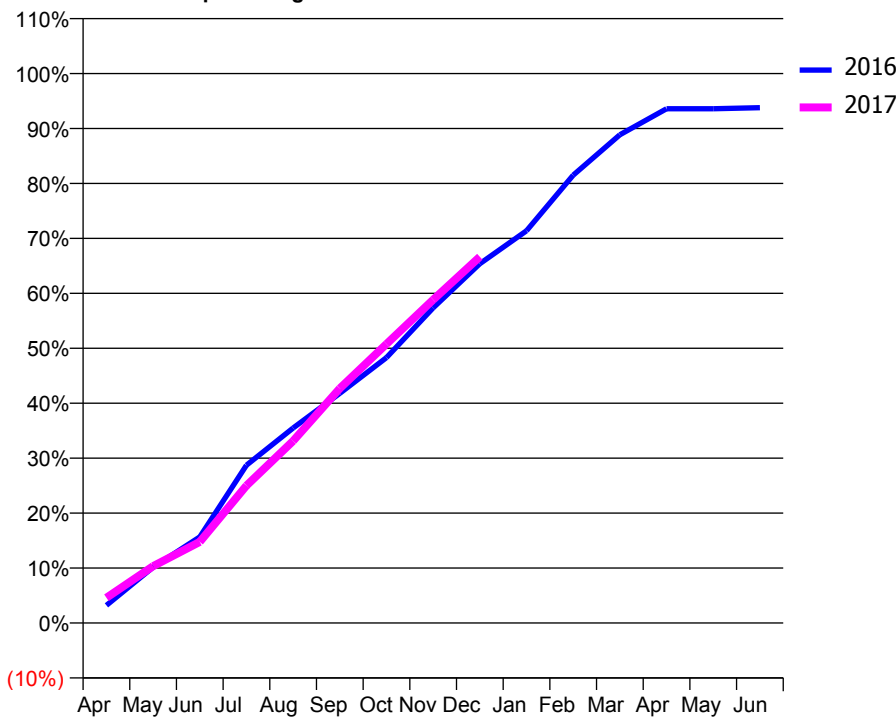
ACCESS*

Patients seen in 24 months	Total	Change since previous quarter
Quarter ending December 2015	9,937	
Quarter ending March 2016	9,999	→
Quarter ending June 2016	10,036	→
Quarter ending September 2016	10,146	→
Quarter ending December 2016	10,202	→
Variance since December 2015	2.7%	↑



ACTIVITY

Cumulative percentage of contracted UDA delivered 2016 & 2017



Month	Adjusted Scheduled Activity (UDA)	
	2016	2017
April	924	1,325
May	2,918	2,977
June	4,503	4,245
July	8,256	7,187
August	10,204	9,528
September	12,019	12,273
October	13,885	14,600
November	16,487	16,916
December	18,801	19,164
January	20,520	
February	23,432	
March	25,545	
April	26,907	
May	26,906	
June	26,959	

QUALITY

	Quantity	Base Number	Contract	AT	Region	England
% of FP17s for the same patient ID Re-attending within 3 months - Children	173	2,629	6.6%	10.3%	11.9%	12.4%
% of FP17s for the same patient ID Re-attending within 3 months - Adults	915	7,206	12.7%	15.1%	16.5%	16.6%
% of FP17s for the same patient ID Re-attending between 3 & 9 months - Children	1,201	2,629	45.7%	60.7%	60.2%	57.5%
% of FP17s for the same patient ID Re-attending between 3 & 9 months - Adults	3,486	7,206	48.4%	52.7%	52.0%	50.4%
% of FP17s for Band 1 Urgent Courses	723	9,206	7.9%	9.5%	9.5%	9.1%
% of FP17s Relating to Free Repair or Replacements	26	9,206	0.3%	0.7%	0.7%	0.8%
% of FP17s Relating to Continuations	120	9,206	1.3%	1.3%	1.2%	1.3%
% of Patients satisfied with the dentistry they have received	12	12	100.0%	92.6%	92.9%	92.7%
% of Patients satisfied with the time they had to wait for an appointment	11	12	91.7%	88.0%	88.8%	88.8%

* This is based on patients treated on this contract for their most recent course of treatment. Figures in italics indicate the base number of FP17s or Patient Questionnaire responses are less than 100. N/A is shown where the base number of responses is less than 10 during the period. % is calculated as Quantity/Base number*100

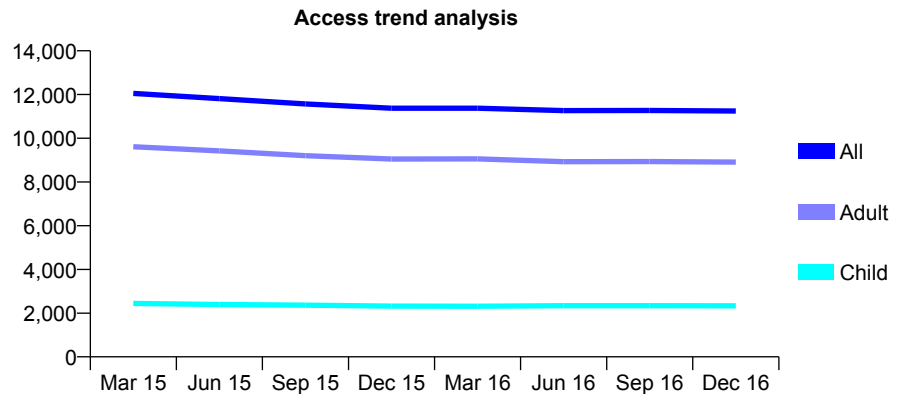
Q70 - Vital Signs At a Glance Contract Report for 101338/0072 - December 2016

Name or company name	Whitecross Dental Care Limited
Contract type name	GDS Contract
Purpose of contract	General
Contract start date	01/01/2009
Contract end date	

16/17 Contracted general activity (UDA)	40,069
Carry forward general activity (UDA)	0
16/17 Contracted orthodontic activity (UOA)	0
Carry forward orthodontic activity (UOA)	0
Baseline contract value	£1,075,816.18

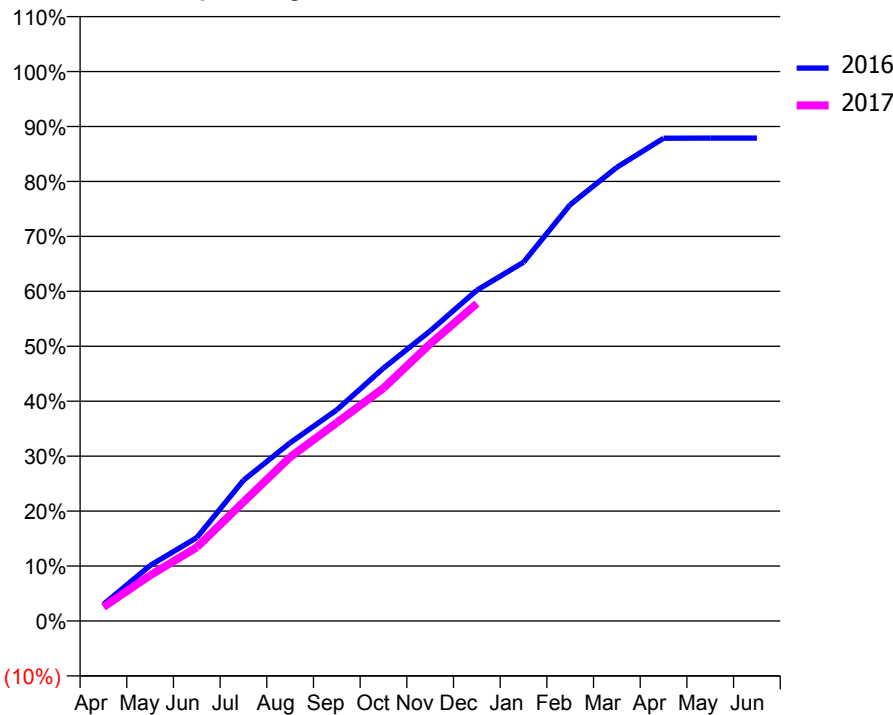
ACCESS*

Patients seen in 24 months	Total	Change since previous quarter
Quarter ending December 2015	11,374	
Quarter ending March 2016	11,373	→
Quarter ending June 2016	11,265	→
Quarter ending September 2016	11,271	→
Quarter ending December 2016	11,243	→
Variance since December 2015	(1.2%)	↓



ACTIVITY

Cumulative percentage of contracted UDA delivered 2016 & 2017



Month	Adjusted Scheduled Activity (UDA)	
	2016	2017
April	1,210	1,014
May	4,052	3,332
June	6,084	5,376
July	10,264	8,675
August	12,994	11,954
September	15,393	14,460
October	18,440	16,978
November	21,150	20,209
December	24,115	23,151
January	26,158	
February	30,365	
March	33,080	
April	35,206	
May	35,213	
June	35,213	

QUALITY

	Quantity	Base Number	Contract	AT	Region	England
% of FP17s for the same patient ID Re-attending within 3 months - Children	94	2,254	4.2%	10.3%	11.9%	12.4%
% of FP17s for the same patient ID Re-attending within 3 months - Adults	802	8,455	9.5%	15.1%	16.5%	16.6%
% of FP17s for the same patient ID Re-attending between 3 & 9 months - Children	1,089	2,254	48.3%	60.7%	60.2%	57.5%
% of FP17s for the same patient ID Re-attending between 3 & 9 months - Adults	4,312	8,455	51.0%	52.7%	52.0%	50.4%
% of FP17s for Band 1 Urgent Courses	604	10,096	6.0%	9.5%	9.5%	9.1%
% of FP17s Relating to Free Repair or Replacements	72	10,096	0.7%	0.7%	0.7%	0.8%
% of FP17s Relating to Continuations	139	10,096	1.4%	1.3%	1.2%	1.3%
% of Patients satisfied with the dentistry they have received	9	9	N/A	92.6%	92.9%	92.7%
% of Patients satisfied with the time they had to wait for an appointment	8	9	N/A	88.0%	88.8%	88.8%

* This is based on patients treated on this contract for their most recent course of treatment. Figures in italics indicate the base number of FP17s or Patient Questionnaire responses are less than 100. N/A is shown where the base number of responses is less than 10 during the period. % is calculated as Quantity/Base number*100

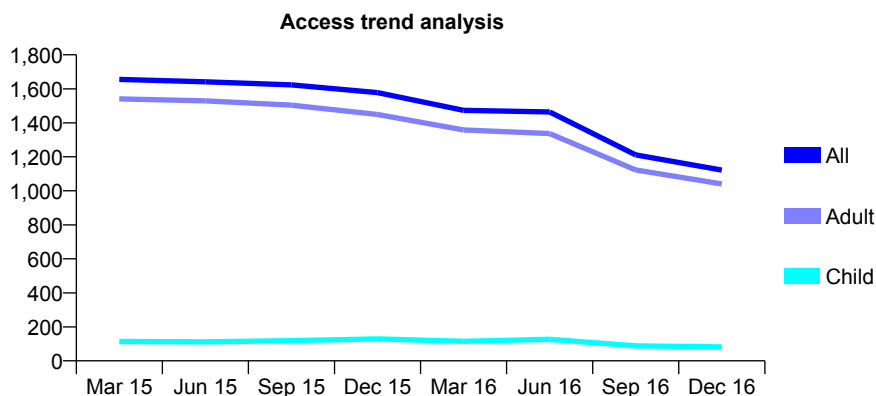
Q70 - Vital Signs At a Glance Contract Report for 101338/0073 - December 2016

Name or company name	Whitecross Dental Care Limited
Contract type name	GDS Contract
Purpose of contract	General
Contract start date	01/01/2009
Contract end date	

16/17 Contracted general activity (UDA)	6,653
Carry forward general activity (UDA)	0
16/17 Contracted orthodontic activity (UOA)	0
Carry forward orthodontic activity (UOA)	0
Baseline contract value	£181,359.41

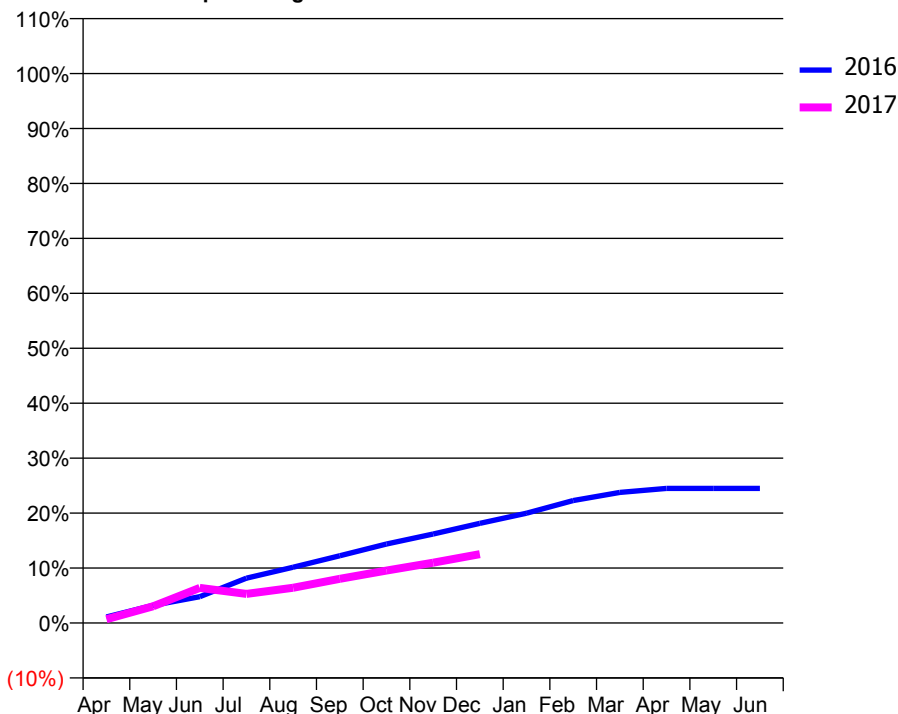
ACCESS*

Patients seen in 24 months	Total	Change since previous quarter
Quarter ending December 2015	1,578	
Quarter ending March 2016	1,473	↓
Quarter ending June 2016	1,464	→
Quarter ending September 2016	1,211	↓
Quarter ending December 2016	1,122	↓
Variance since December 2015	(28.9%)	↓



ACTIVITY

Cumulative percentage of contracted UDA delivered 2016 & 2017



Month	Adjusted Scheduled Activity (UDA)	
	2016	2017
April	73	47
May	214	203
June	319	425
July	544	352
August	676	427
September	815	535
October	957	636
November	1,078	731
December	1,207	834
January	1,330	
February	1,483	
March	1,581	
April	1,630	
May	1,630	
June	1,630	

QUALITY

	Quantity	Base Number	Contract	AT	Region	England
% of FP17s for the same patient ID Re-attending within 3 months - Children	4	72	5.6%	10.3%	11.9%	12.4%
% of FP17s for the same patient ID Re-attending within 3 months - Adults	67	675	9.9%	15.1%	16.5%	16.6%
% of FP17s for the same patient ID Re-attending between 3 & 9 months - Children	4	72	5.6%	60.7%	60.2%	57.5%
% of FP17s for the same patient ID Re-attending between 3 & 9 months - Adults	36	675	5.3%	52.7%	52.0%	50.4%
% of FP17s for Band 1 Urgent Courses	646	674	95.8%	9.5%	9.5%	9.1%
% of FP17s Relating to Free Repair or Replacements	0	674	0.0%	0.7%	0.7%	0.8%
% of FP17s Relating to Continuations	0	674	0.0%	1.3%	1.2%	1.3%
% of Patients satisfied with the dentistry they have received	0	1	N/A	92.6%	92.9%	92.7%
% of Patients satisfied with the time they had to wait for an appointment	0	1	N/A	88.0%	88.8%	88.8%

* This is based on patients treated on this contract for their most recent course of treatment. Figures in italics indicate the base number of FP17s or Patient Questionnaire responses are less than 100. N/A is shown where the base number of responses is less than 10 during the period. % is calculated as Quantity/Base number*100

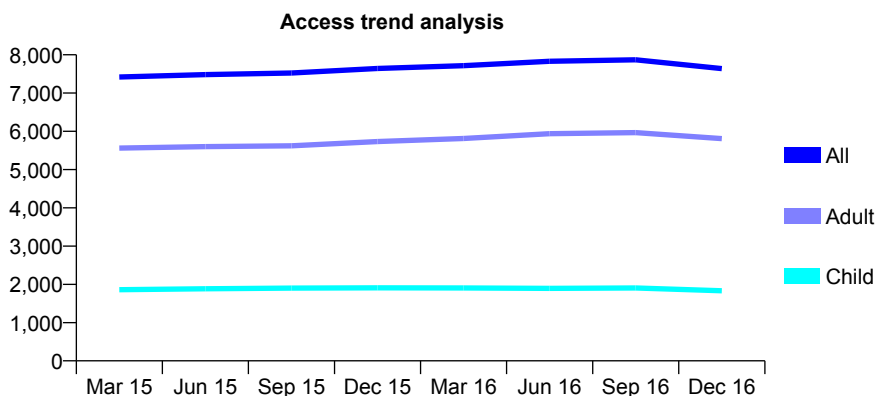
Q70 - Vital Signs At a Glance Contract Report for 101338/0076 - December 2016

Name or company name	Whitecross Dental Care Limited
Contract type name	GDS Contract
Purpose of contract	General
Contract start date	01/02/2009
Contract end date	

16/17 Contracted general activity (UDA)	23,402
Carry forward general activity (UDA)	0
16/17 Contracted orthodontic activity (UOA)	0
Carry forward orthodontic activity (UOA)	0
Baseline contract value	£540,355.48

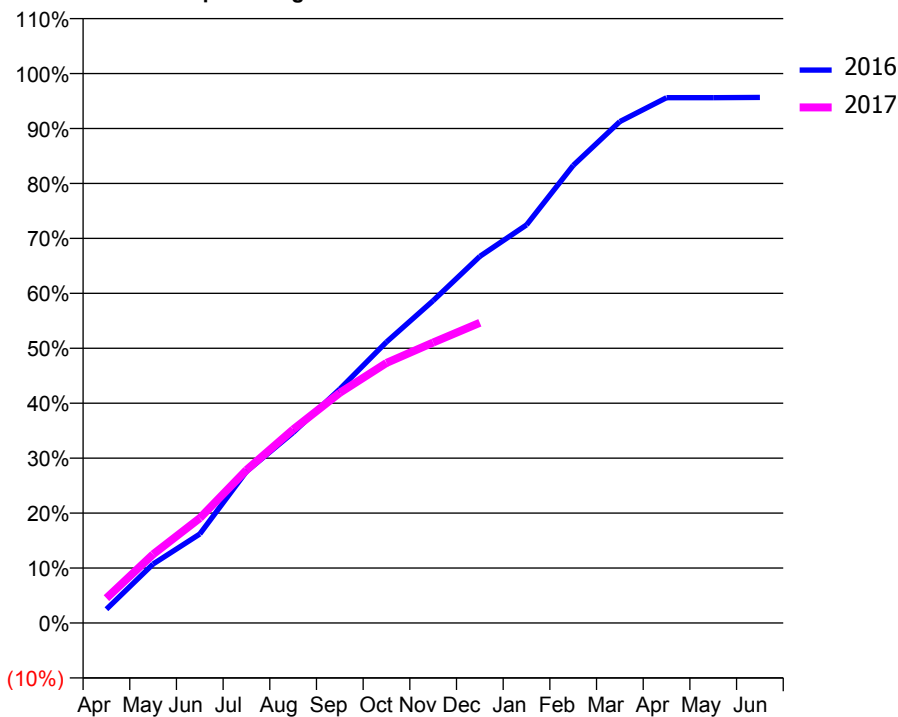
ACCESS*

Patients seen in 24 months	Total	Change since previous quarter
Quarter ending December 2015	7,641	
Quarter ending March 2016	7,717	→
Quarter ending June 2016	7,831	→
Quarter ending September 2016	7,869	→
Quarter ending December 2016	7,639	↓
Variance since December 2015	(0.0%)	→



ACTIVITY

Cumulative percentage of contracted UDA delivered 2016 & 2017



Month	Adjusted Scheduled Activity (UDA)	
	2016	2017
April	591	1,061
May	2,511	2,926
June	3,789	4,465
July	6,454	6,518
August	8,112	8,243
September	9,963	9,803
October	11,967	11,077
November	13,728	11,946
December	15,612	12,786
January	16,956	
February	19,488	
March	21,356	
April	22,371	
May	22,373	
June	22,383	

QUALITY

	Quantity	Base Number	Contract	AT	Region	England
% of FP17s for the same patient ID Re-attending within 3 months - Children	123	1,751	7.0%	10.3%	11.9%	12.4%
% of FP17s for the same patient ID Re-attending within 3 months - Adults	539	4,905	11.0%	15.1%	16.5%	16.6%
% of FP17s for the same patient ID Re-attending between 3 & 9 months - Children	1,103	1,751	63.0%	60.7%	60.2%	57.5%
% of FP17s for the same patient ID Re-attending between 3 & 9 months - Adults	2,809	4,905	57.3%	52.7%	52.0%	50.4%
% of FP17s for Band 1 Urgent Courses	330	6,240	5.3%	9.5%	9.5%	9.1%
% of FP17s Relating to Free Repair or Replacements	38	6,240	0.6%	0.7%	0.7%	0.8%
% of FP17s Relating to Continuations	104	6,240	1.7%	1.3%	1.2%	1.3%
% of Patients satisfied with the dentistry they have received	15	16	93.8%	92.6%	92.9%	92.7%
% of Patients satisfied with the time they had to wait for an appointment	14	16	87.5%	88.0%	88.8%	88.8%

* This is based on patients treated on this contract for their most recent course of treatment. Figures in italics indicate the base number of FP17s or Patient Questionnaire responses are less than 100. N/A is shown where the base number of responses is less than 10 during the period. % is calculated as Quantity/Base number*100

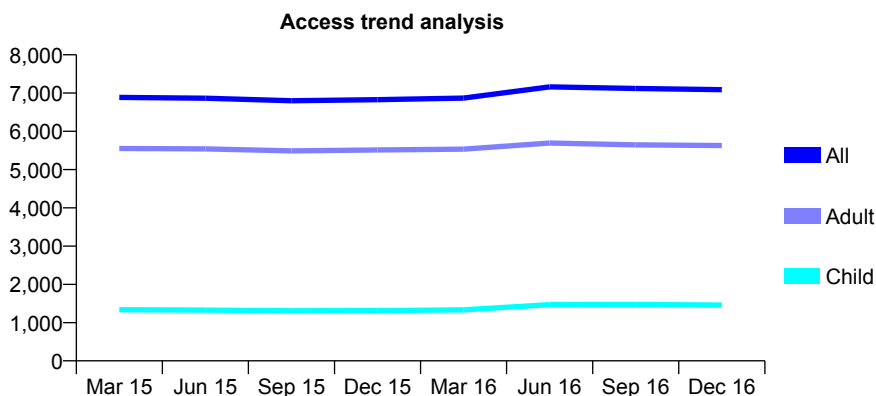
Q70 - Vital Signs At a Glance Contract Report for 101338/0094 - December 2016

Name or company name	Whitecross Dental Care Limited
Contract type name	GDS Contract
Purpose of contract	General
Contract start date	14/09/2009
Contract end date	

16/17 Contracted general activity (UDA)	20,000
Carry forward general activity (UDA)	157
16/17 Contracted orthodontic activity (UOA)	0
Carry forward orthodontic activity (UOA)	0
Baseline contract value	£546,970.10

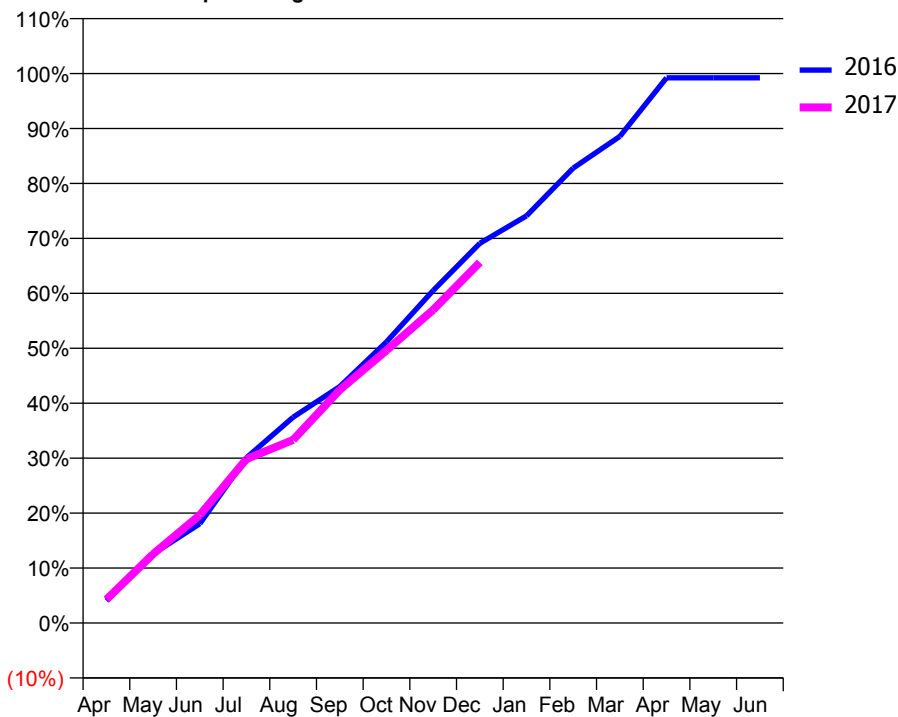
ACCESS*

Patients seen in 24 months	Total	Change since previous quarter
Quarter ending December 2015	6,827	
Quarter ending March 2016	6,869	→
Quarter ending June 2016	7,163	↑
Quarter ending September 2016	7,121	→
Quarter ending December 2016	7,087	→
Variance since December 2015	3.8%	↑



ACTIVITY

Cumulative percentage of contracted UDA delivered 2016 & 2017



Month	Adjusted Scheduled Activity (UDA)	
	2016	2017
April	812	855
May	2,516	2,512
June	3,614	3,929
July	6,017	5,966
August	7,493	6,666
September	8,607	8,484
October	10,233	9,921
November	12,103	11,400
December	13,820	13,126
January	14,818	
February	16,557	
March	17,712	
April	19,842	
May	19,843	
June	19,843	

QUALITY

	Quantity	Base Number	Contract	AT	Region	England
% of FP17s for the same patient ID Re-attending within 3 months - Children	62	1,415	4.4%	10.3%	11.9%	12.4%
% of FP17s for the same patient ID Re-attending within 3 months - Adults	579	5,246	11.0%	15.1%	16.5%	16.6%
% of FP17s for the same patient ID Re-attending between 3 & 9 months - Children	432	1,415	30.5%	60.7%	60.2%	57.5%
% of FP17s for the same patient ID Re-attending between 3 & 9 months - Adults	1,397	5,246	26.6%	52.7%	52.0%	50.4%
% of FP17s for Band 1 Urgent Courses	390	5,839	6.7%	9.5%	9.5%	9.1%
% of FP17s Relating to Free Repair or Replacements	24	5,839	0.4%	0.7%	0.7%	0.8%
% of FP17s Relating to Continuations	89	5,839	1.5%	1.3%	1.2%	1.3%
% of Patients satisfied with the dentistry they have received	9	10	90.0%	92.6%	92.9%	92.7%
% of Patients satisfied with the time they had to wait for an appointment	8	10	80.0%	88.0%	88.8%	88.8%

* This is based on patients treated on this contract for their most recent course of treatment. Figures in italics indicate the base number of FP17s or Patient Questionnaire responses are less than 100. N/A is shown where the base number of responses is less than 10 during the period. % is calculated as Quantity/Base number*100

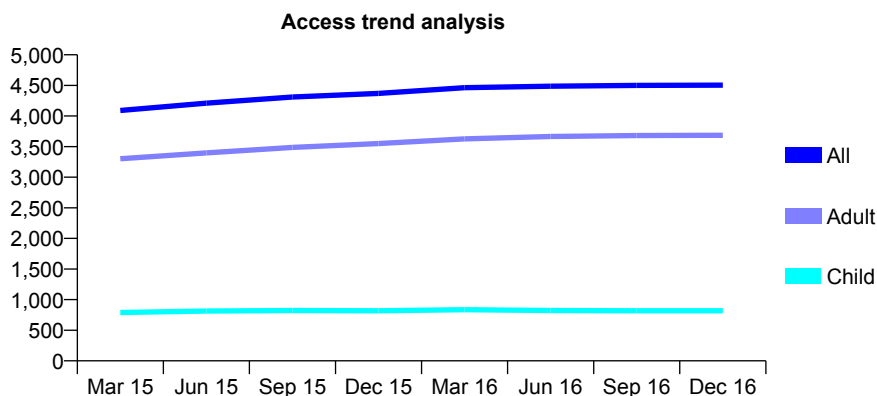
Q70 - Vital Signs At a Glance Contract Report for 101338/0095 - December 2016

Name or company name	Whitecross Dental Care Limited
Contract type name	GDS Contract
Purpose of contract	General
Contract start date	02/09/2009
Contract end date	

16/17 Contracted general activity (UDA)	12,000
Carry forward general activity (UDA)	0
16/17 Contracted orthodontic activity (UOA)	0
Carry forward orthodontic activity (UOA)	0
Baseline contract value	£328,182.07

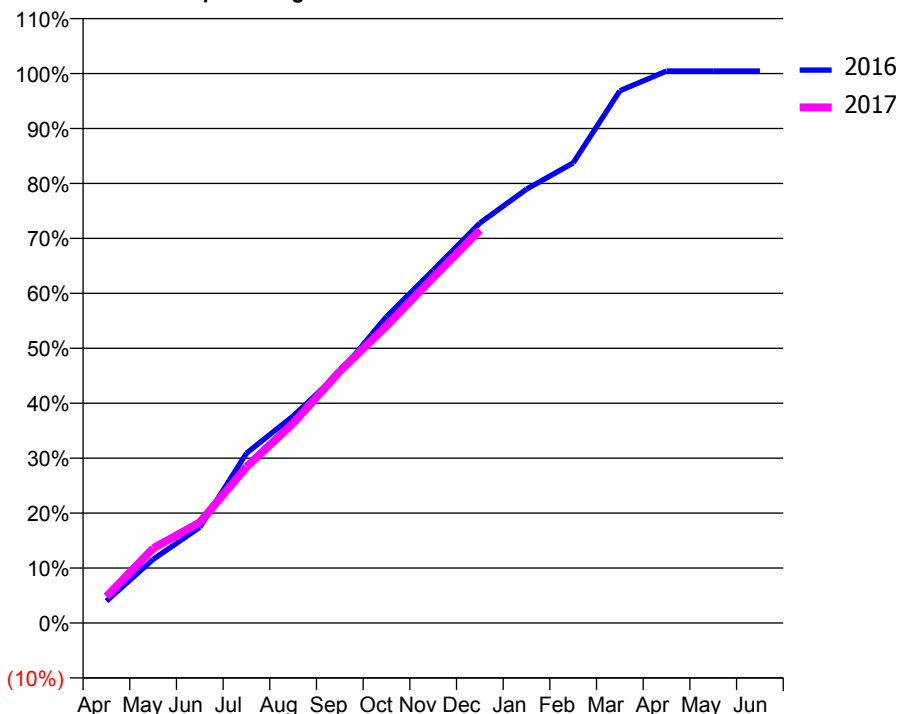
ACCESS*

Patients seen in 24 months	Total	Change since previous quarter
Quarter ending December 2015	4,370	
Quarter ending March 2016	4,463	↑
Quarter ending June 2016	4,488	→
Quarter ending September 2016	4,500	→
Quarter ending December 2016	4,504	→
Variance since December 2015	3.1%	↑



ACTIVITY

Cumulative percentage of contracted UDA delivered 2016 & 2017



Month	Adjusted Scheduled Activity (UDA)	
	2016	2017
April	479	579
May	1,390	1,633
June	2,092	2,197
July	3,708	3,412
August	4,522	4,367
September	5,475	5,499
October	6,690	6,493
November	7,703	7,546
December	8,736	8,582
January	9,474	
February	10,049	
March	11,623	
April	12,056	
May	12,055	
June	12,055	

QUALITY

	Quantity	Base Number	Contract	AT	Region	England
% of FP17s for the same patient ID Re-attending within 3 months - Children	33	800	4.1%	10.3%	11.9%	12.4%
% of FP17s for the same patient ID Re-attending within 3 months - Adults	208	3,017	6.9%	15.1%	16.5%	16.6%
% of FP17s for the same patient ID Re-attending between 3 & 9 months - Children	454	800	56.8%	60.7%	60.2%	57.5%
% of FP17s for the same patient ID Re-attending between 3 & 9 months - Adults	949	3,017	31.5%	52.7%	52.0%	50.4%
% of FP17s for Band 1 Urgent Courses	199	3,643	5.5%	9.5%	9.5%	9.1%
% of FP17s Relating to Free Repair or Replacements	6	3,643	0.2%	0.7%	0.7%	0.8%
% of FP17s Relating to Continuations	26	3,643	0.7%	1.3%	1.2%	1.3%
% of Patients satisfied with the dentistry they have received	9	9	N/A	92.6%	92.9%	92.7%
% of Patients satisfied with the time they had to wait for an appointment	7	9	N/A	88.0%	88.8%	88.8%

* This is based on patients treated on this contract for their most recent course of treatment. Figures in italics indicate the base number of FP17s or Patient Questionnaire responses are less than 100. N/A is shown where the base number of responses is less than 10 during the period. % is calculated as Quantity/Base number*100

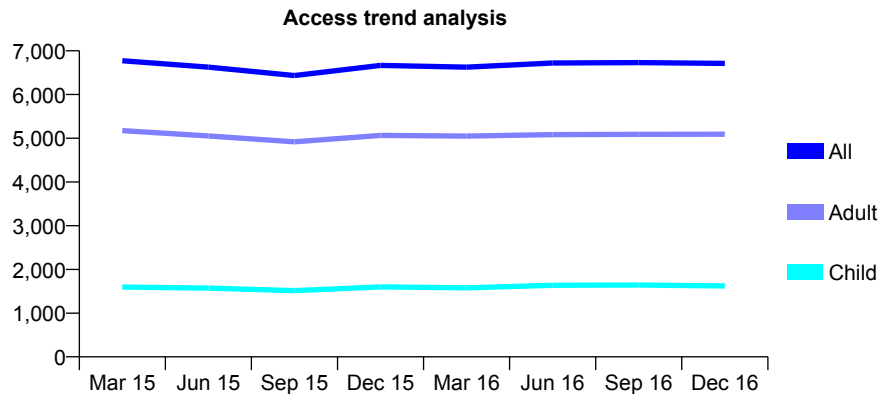
Q70 - Vital Signs At a Glance Contract Report for 101338/0096 - December 2016

Name or company name	Whitecross Dental Care Limited
Contract type name	GDS Contract
Purpose of contract	General
Contract start date	01/09/2009
Contract end date	

16/17 Contracted general activity (UDA)	23,584
Carry forward general activity (UDA)	0
16/17 Contracted orthodontic activity (UOA)	0
Carry forward orthodontic activity (UOA)	0
Baseline contract value	£666,709.74

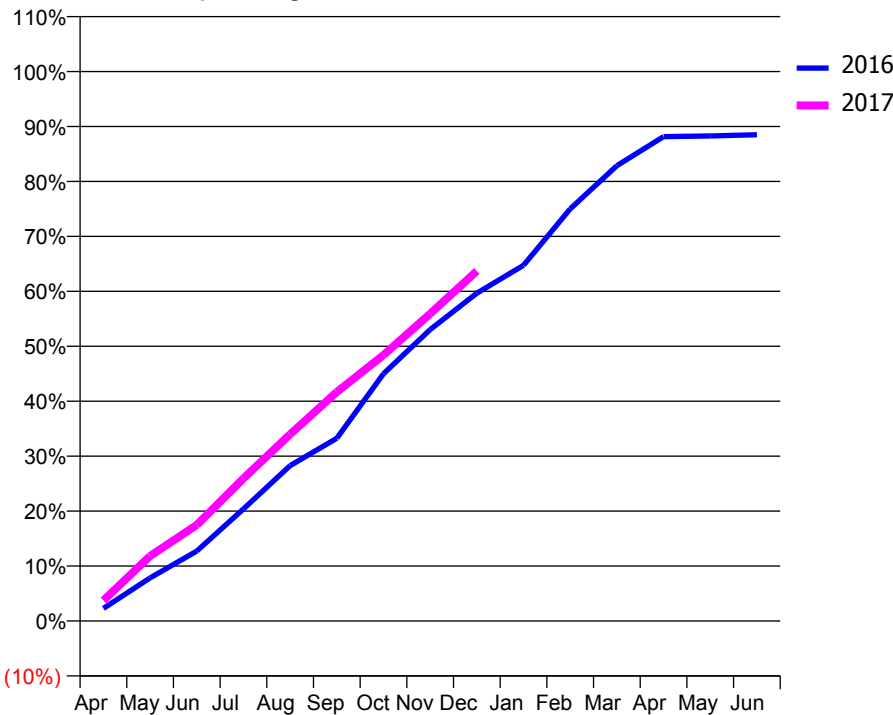
ACCESS*

Patients seen in 24 months	Total	Change since previous quarter
Quarter ending December 2015	6,665	
Quarter ending March 2016	6,627	→
Quarter ending June 2016	6,720	→
Quarter ending September 2016	6,731	→
Quarter ending December 2016	6,712	→
Variance since December 2015	0.7%	→



ACTIVITY

Cumulative percentage of contracted UDA delivered 2016 & 2017



Month	Adjusted Scheduled Activity (UDA)	
	2016	2017
April	541	882
May	1,852	2,790
June	3,000	4,123
July	4,808	6,119
August	6,673	8,015
September	7,841	9,830
October	10,616	11,416
November	12,506	13,188
December	14,068	15,023
January	15,266	
February	17,687	
March	19,541	
April	20,787	
May	20,818	
June	20,867	

QUALITY

	Quantity	Base Number	Contract	AT	Region	England
% of FP17s for the same patient ID Re-attending within 3 months - Children	136	1,828	7.4%	10.3%	11.9%	12.4%
% of FP17s for the same patient ID Re-attending within 3 months - Adults	536	5,400	9.9%	15.1%	16.5%	16.6%
% of FP17s for the same patient ID Re-attending between 3 & 9 months - Children	1,078	1,828	59.0%	60.7%	60.2%	57.5%
% of FP17s for the same patient ID Re-attending between 3 & 9 months - Adults	3,360	5,400	62.2%	52.7%	52.0%	50.4%
% of FP17s for Band 1 Urgent Courses	309	6,642	4.7%	9.5%	9.5%	9.1%
% of FP17s Relating to Free Repair or Replacements	72	6,642	1.1%	0.7%	0.7%	0.8%
% of FP17s Relating to Continuations	82	6,642	1.2%	1.3%	1.2%	1.3%
% of Patients satisfied with the dentistry they have received	9	9	N/A	92.6%	92.9%	92.7%
% of Patients satisfied with the time they had to wait for an appointment	8	9	N/A	88.0%	88.8%	88.8%

* This is based on patients treated on this contract for their most recent course of treatment. Figures in italics indicate the base number of FP17s or Patient Questionnaire responses are less than 100. N/A is shown where the base number of responses is less than 10 during the period. % is calculated as Quantity/Base number*100

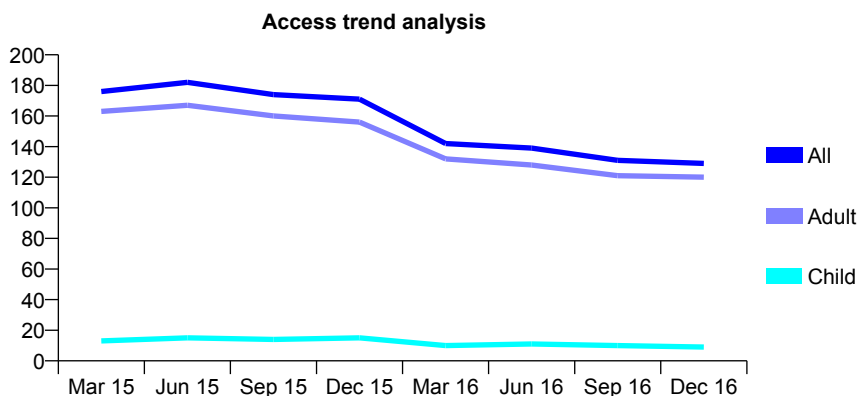
Q70 - Vital Signs At a Glance Contract Report for 101338/0117 - December 2016

Name or company name	Whitecross Dental Care Limited
Contract type name	GDS Contract
Purpose of contract	General
Contract start date	01/04/2010
Contract end date	

16/17 Contracted general activity (UDA)	528
Carry forward general activity (UDA)	0
16/17 Contracted orthodontic activity (UOA)	0
Carry forward orthodontic activity (UOA)	0
Baseline contract value	£0.00

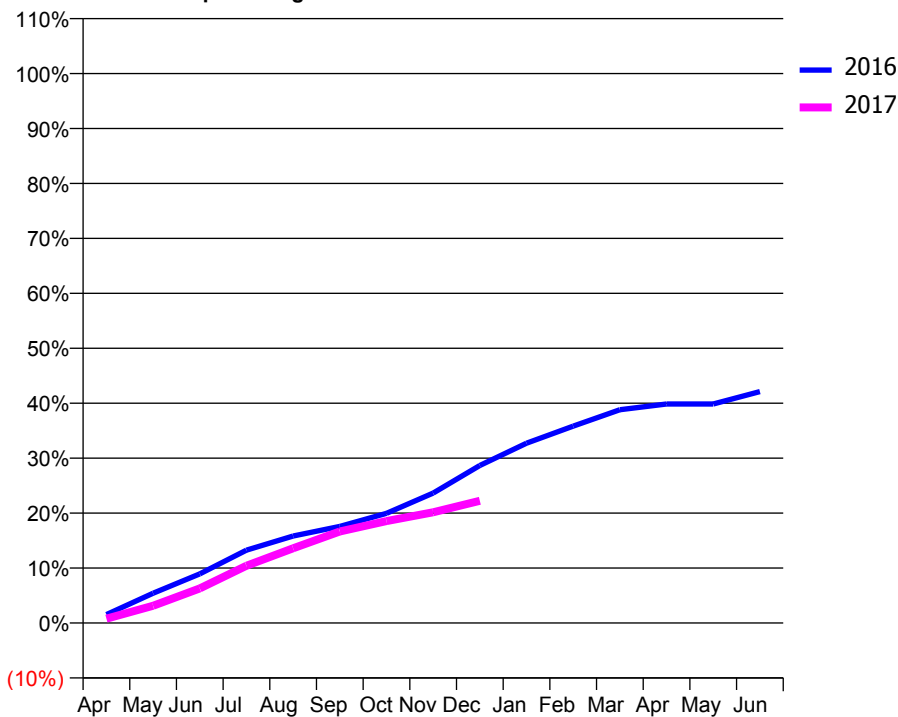
ACCESS*

Patients seen in 24 months	Total	Change since previous quarter
Quarter ending December 2015	171	
Quarter ending March 2016	142	↓
Quarter ending June 2016	139	↓
Quarter ending September 2016	131	↓
Quarter ending December 2016	129	↓
Variance since December 2015	(24.6%)	↓



ACTIVITY

Cumulative percentage of contracted UDA delivered 2016 & 2017



Month	Adjusted Scheduled Activity (UDA)	
	2016	2017
April	8	4
May	29	17
June	47	33
July	70	55
August	84	72
September	93	88
October	105	98
November	125	106
December	151	117
January	173	
February	189	
March	205	
April	210	
May	210	
June	222	

QUALITY

	Quantity	Base Number	Contract	AT	Region	England
% of FP17s for the same patient ID Re-attending within 3 months - Children	0	8	0.0%	10.3%	11.9%	12.4%
% of FP17s for the same patient ID Re-attending within 3 months - Adults	0	91	0.0%	15.1%	16.5%	16.6%
% of FP17s for the same patient ID Re-attending between 3 & 9 months - Children	0	8	0.0%	60.7%	60.2%	57.5%
% of FP17s for the same patient ID Re-attending between 3 & 9 months - Adults	0	91	0.0%	52.7%	52.0%	50.4%
% of FP17s for Band 1 Urgent Courses	62	85	72.9%	9.5%	9.5%	9.1%
% of FP17s Relating to Free Repair or Replacements	0	85	0.0%	0.7%	0.7%	0.8%
% of FP17s Relating to Continuations	0	85	0.0%	1.3%	1.2%	1.3%
% of Patients satisfied with the dentistry they have received	0	0	N/A	92.6%	92.9%	92.7%
% of Patients satisfied with the time they had to wait for an appointment	0	0	N/A	88.0%	88.8%	88.8%

* This is based on patients treated on this contract for their most recent course of treatment. Figures in italics indicate the base number of FP17s or Patient Questionnaire responses are less than 100. N/A is shown where the base number of responses is less than 10 during the period. % is calculated as Quantity/Base number*100

Q70 - Vital Signs At a Glance Contract Report for 101338/0118 - December 2016

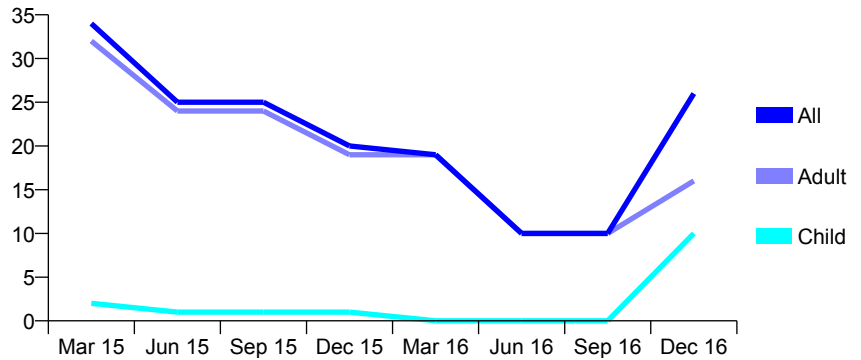
Name or company name	Whitecross Dental Care Limited
Contract type name	GDS Contract
Purpose of contract	General
Contract start date	01/04/2010
Contract end date	

16/17 Contracted general activity (UDA)	62
Carry forward general activity (UDA)	0
16/17 Contracted orthodontic activity (UOA)	0
Carry forward orthodontic activity (UOA)	0
Baseline contract value	£1.01

ACCESS*

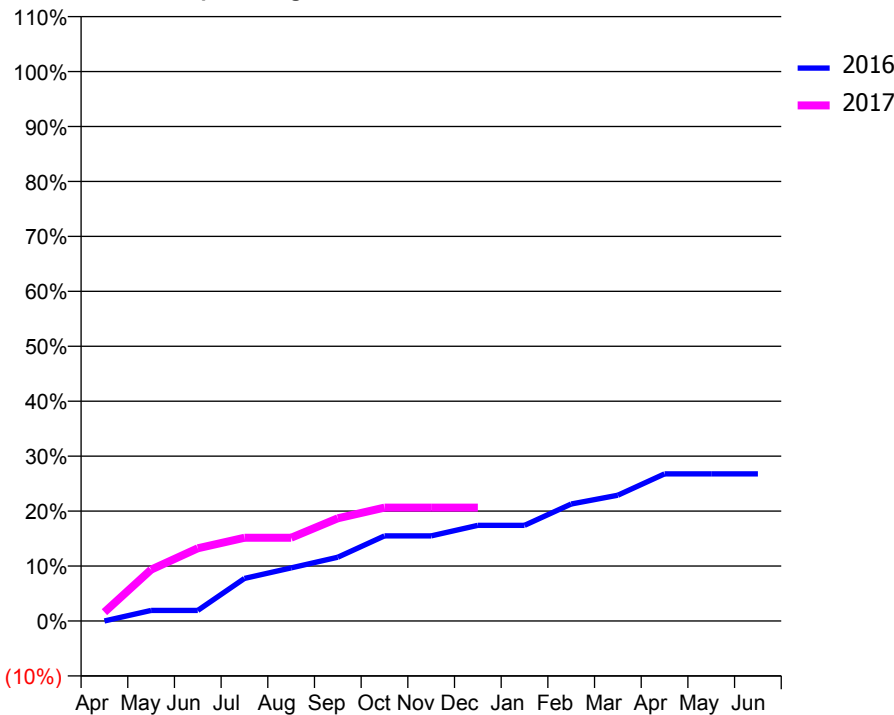
Patients seen in 24 months	Total	Change since previous quarter
Quarter ending December 2015	20	
Quarter ending March 2016	19	↓
Quarter ending June 2016	10	↓
Quarter ending September 2016	10	→
Quarter ending December 2016	26	↑
Variance since December 2015	30.0%	↑

Access trend analysis



ACTIVITY

Cumulative percentage of contracted UDA delivered 2016 & 2017



Month	Adjusted Scheduled Activity (UDA)	
	2016	2017
April	0	1
May	1	6
June	1	8
July	5	9
August	6	9
September	7	12
October	10	13
November	10	13
December	11	13
January	11	
February	13	
March	14	
April	17	
May	17	
June	17	

QUALITY

	Quantity	Base Number	Contract	AT	Region	England
% of FP17s for the same patient ID Re-attending within 3 months - Children	0	0	N/A	10.3%	11.9%	12.4%
% of FP17s for the same patient ID Re-attending within 3 months - Adults	0	13	0.0%	15.1%	16.5%	16.6%
% of FP17s for the same patient ID Re-attending between 3 & 9 months - Children	0	0	N/A	60.7%	60.2%	57.5%
% of FP17s for the same patient ID Re-attending between 3 & 9 months - Adults	0	13	0.0%	52.7%	52.0%	50.4%
% of FP17s for Band 1 Urgent Courses	9	11	81.8%	9.5%	9.5%	9.1%
% of FP17s Relating to Free Repair or Replacements	0	11	0.0%	0.7%	0.7%	0.8%
% of FP17s Relating to Continuations	0	11	0.0%	1.3%	1.2%	1.3%
% of Patients satisfied with the dentistry they have received	0	0	N/A	92.6%	92.9%	92.7%
% of Patients satisfied with the time they had to wait for an appointment	0	0	N/A	88.0%	88.8%	88.8%

* This is based on patients treated on this contract for their most recent course of treatment. Figures in italics indicate the base number of FP17s or Patient Questionnaire responses are less than 100. N/A is shown where the base number of responses is less than 10 during the period. % is calculated as Quantity/Base number*100

Q70 - Vital Signs At a Glance Contract Report for 101338/0119 - December 2016

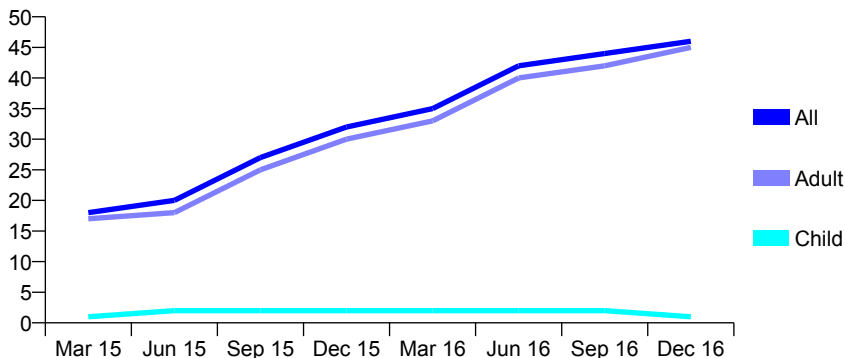
Name or company name	Whitecross Dental Care Limited
Contract type name	GDS Contract
Purpose of contract	General
Contract start date	01/04/2010
Contract end date	

16/17 Contracted general activity (UDA)	250
Carry forward general activity (UDA)	0
16/17 Contracted orthodontic activity (UOA)	0
Carry forward orthodontic activity (UOA)	0
Baseline contract value	£0.00

ACCESS*

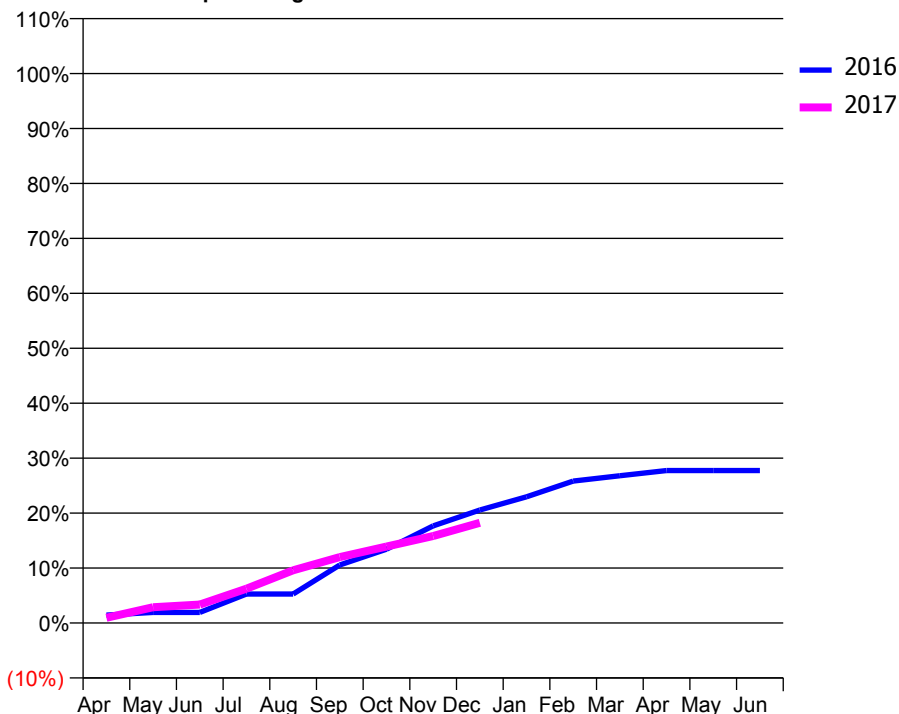
Patients seen in 24 months	Total	Change since previous quarter
Quarter ending December 2015	32	
Quarter ending March 2016	35	↑
Quarter ending June 2016	42	↑
Quarter ending September 2016	44	↑
Quarter ending December 2016	46	↑
Variance since December 2015	43.8%	↑

Access trend analysis



ACTIVITY

Cumulative percentage of contracted UDA delivered 2016 & 2017



Adjusted Scheduled Activity (UDA)

Month	2016	2017
April	4	2
May	5	7
June	5	8
July	13	16
August	13	24
September	26	30
October	34	35
November	44	40
December	51	46
January	57	
February	65	
March	67	
April	69	
May	69	
June	69	

QUALITY

	Quantity	Base Number	Contract	AT	Region	England
% of FP17s for the same patient ID Re-attending within 3 months - Children	0	1	0.0%	10.3%	11.9%	12.4%
% of FP17s for the same patient ID Re-attending within 3 months - Adults	0	39	0.0%	15.1%	16.5%	16.6%
% of FP17s for the same patient ID Re-attending between 3 & 9 months - Children	0	1	0.0%	60.7%	60.2%	57.5%
% of FP17s for the same patient ID Re-attending between 3 & 9 months - Adults	0	39	0.0%	52.7%	52.0%	50.4%
% of FP17s for Band 1 Urgent Courses	38	38	100.0%	9.5%	9.5%	9.1%
% of FP17s Relating to Free Repair or Replacements	0	38	0.0%	0.7%	0.7%	0.8%
% of FP17s Relating to Continuations	0	38	0.0%	1.3%	1.2%	1.3%
% of Patients satisfied with the dentistry they have received	0	0	N/A	92.6%	92.9%	92.7%
% of Patients satisfied with the time they had to wait for an appointment	0	0	N/A	88.0%	88.8%	88.8%

* This is based on patients treated on this contract for their most recent course of treatment. Figures in italics indicate the base number of FP17s or Patient Questionnaire responses are less than 100. N/A is shown where the base number of responses is less than 10 during the period. % is calculated as Quantity/Base number*100

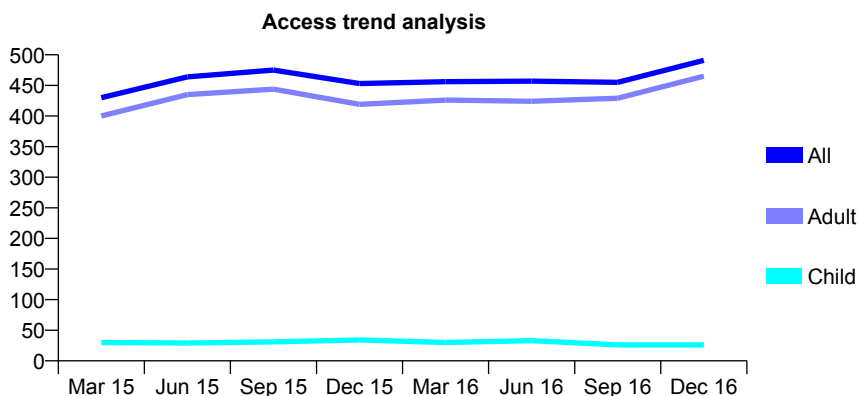
Q70 - Vital Signs At a Glance Contract Report for 101338/0120 - December 2016

Name or company name	Whitecross Dental Care Limited
Contract type name	GDS Contract
Purpose of contract	General
Contract start date	01/04/2010
Contract end date	

16/17 Contracted general activity (UDA)	1,497
Carry forward general activity (UDA)	0
16/17 Contracted orthodontic activity (UOA)	0
Carry forward orthodontic activity (UOA)	0
Baseline contract value	£0.00

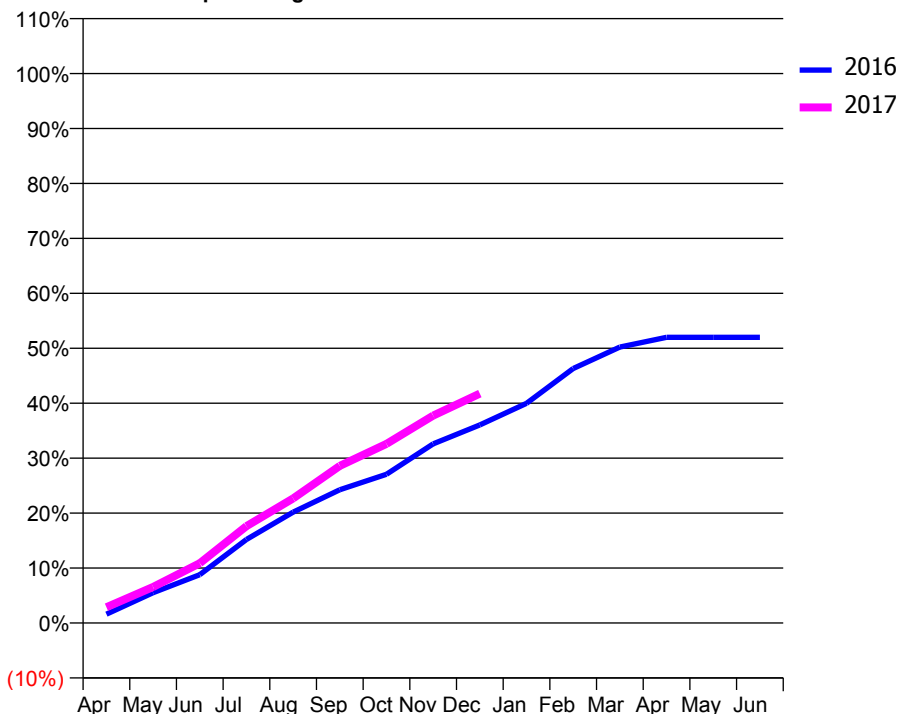
ACCESS*

Patients seen in 24 months	Total	Change since previous quarter
Quarter ending December 2015	453	
Quarter ending March 2016	456	→
Quarter ending June 2016	457	→
Quarter ending September 2016	455	→
Quarter ending December 2016	491	↑
Variance since December 2015	8.4%	↑



ACTIVITY

Cumulative percentage of contracted UDA delivered 2016 & 2017



Month	Adjusted Scheduled Activity (UDA)	
	2016	2017
April	24	43
May	83	98
June	132	163
July	228	264
August	302	339
September	363	428
October	405	488
November	488	565
December	540	625
January	598	
February	693	
March	752	
April	778	
May	778	
June	778	

QUALITY

	Quantity	Base Number	Contract	AT	Region	England
% of FP17s for the same patient ID Re-attending within 3 months - Children	0	33	0.0%	10.3%	11.9%	12.4%
% of FP17s for the same patient ID Re-attending within 3 months - Adults	30	510	5.9%	15.1%	16.5%	16.6%
% of FP17s for the same patient ID Re-attending between 3 & 9 months - Children	0	33	0.0%	60.7%	60.2%	57.5%
% of FP17s for the same patient ID Re-attending between 3 & 9 months - Adults	15	510	2.9%	52.7%	52.0%	50.4%
% of FP17s for Band 1 Urgent Courses	520	521	99.8%	9.5%	9.5%	9.1%
% of FP17s Relating to Free Repair or Replacements	0	521	0.0%	0.7%	0.7%	0.8%
% of FP17s Relating to Continuations	0	521	0.0%	1.3%	1.2%	1.3%
% of Patients satisfied with the dentistry they have received	0	0	N/A	92.6%	92.9%	92.7%
% of Patients satisfied with the time they had to wait for an appointment	0	0	N/A	88.0%	88.8%	88.8%

* This is based on patients treated on this contract for their most recent course of treatment. Figures in italics indicate the base number of FP17s or Patient Questionnaire responses are less than 100. N/A is shown where the base number of responses is less than 10 during the period. % is calculated as Quantity/Base number*100

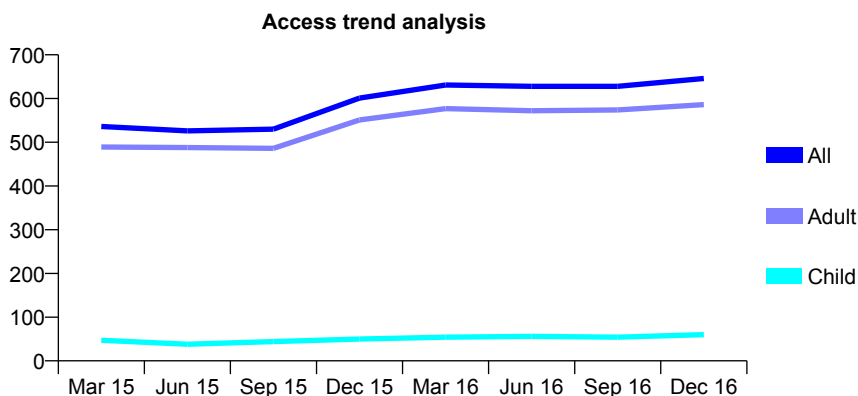
Q70 - Vital Signs At a Glance Contract Report for 101338/0121 - December 2016

Name or company name	Whitecross Dental Care Limited
Contract type name	GDS Contract
Purpose of contract	General
Contract start date	01/04/2010
Contract end date	

16/17 Contracted general activity (UDA)	1,209
Carry forward general activity (UDA)	0
16/17 Contracted orthodontic activity (UOA)	0
Carry forward orthodontic activity (UOA)	0
Baseline contract value	£0.00

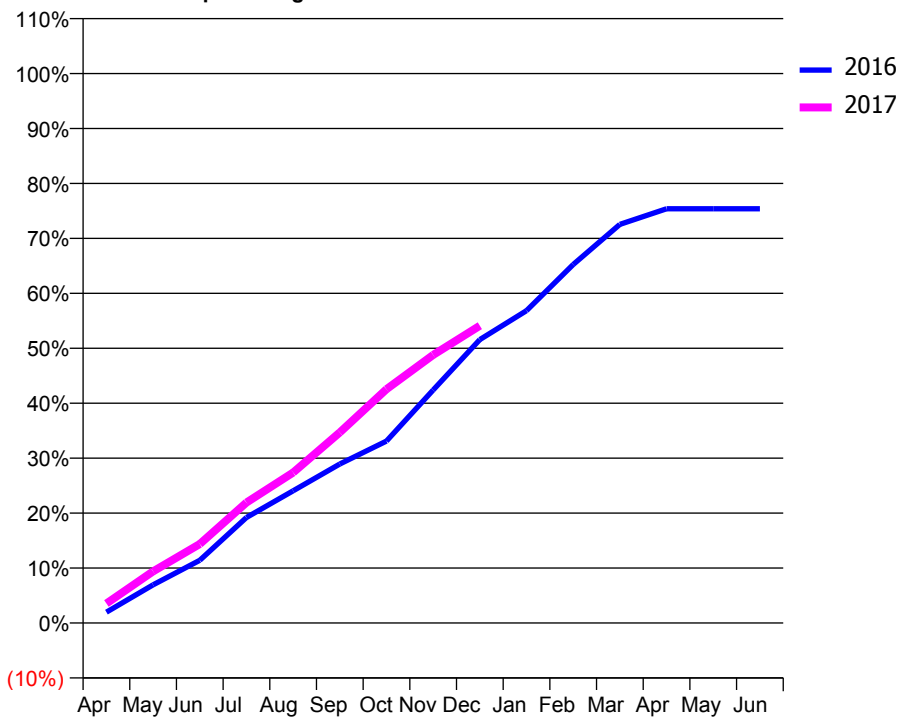
ACCESS*

Patients seen in 24 months	Total	Change since previous quarter
Quarter ending December 2015	601	
Quarter ending March 2016	631	↑
Quarter ending June 2016	628	→
Quarter ending September 2016	628	→
Quarter ending December 2016	646	↑
Variance since December 2015	7.5%	↑



ACTIVITY

Cumulative percentage of contracted UDA delivered 2016 & 2017



Month	Adjusted Scheduled Activity (UDA)	
	2016	2017
April	24	43
May	84	114
June	138	174
July	232	265
August	291	331
September	350	419
October	400	515
November	513	590
December	624	654
January	687	
February	789	
March	877	
April	911	
May	911	
June	911	

QUALITY

	Quantity	Base Number	Contract	AT	Region	England
% of FP17s for the same patient ID Re-attending within 3 months - Children	3	52	5.8%	10.3%	11.9%	12.4%
% of FP17s for the same patient ID Re-attending within 3 months - Adults	42	517	8.1%	15.1%	16.5%	16.6%
% of FP17s for the same patient ID Re-attending between 3 & 9 months - Children	2	52	3.8%	60.7%	60.2%	57.5%
% of FP17s for the same patient ID Re-attending between 3 & 9 months - Adults	13	517	2.5%	52.7%	52.0%	50.4%
% of FP17s for Band 1 Urgent Courses	531	540	98.3%	9.5%	9.5%	9.1%
% of FP17s Relating to Free Repair or Replacements	0	540	0.0%	0.7%	0.7%	0.8%
% of FP17s Relating to Continuations	0	540	0.0%	1.3%	1.2%	1.3%
% of Patients satisfied with the dentistry they have received	0	0	N/A	92.6%	92.9%	92.7%
% of Patients satisfied with the time they had to wait for an appointment	0	0	N/A	88.0%	88.8%	88.8%

* This is based on patients treated on this contract for their most recent course of treatment. Figures in italics indicate the base number of FP17s or Patient Questionnaire responses are less than 100. N/A is shown where the base number of responses is less than 10 during the period. % is calculated as Quantity/Base number*100

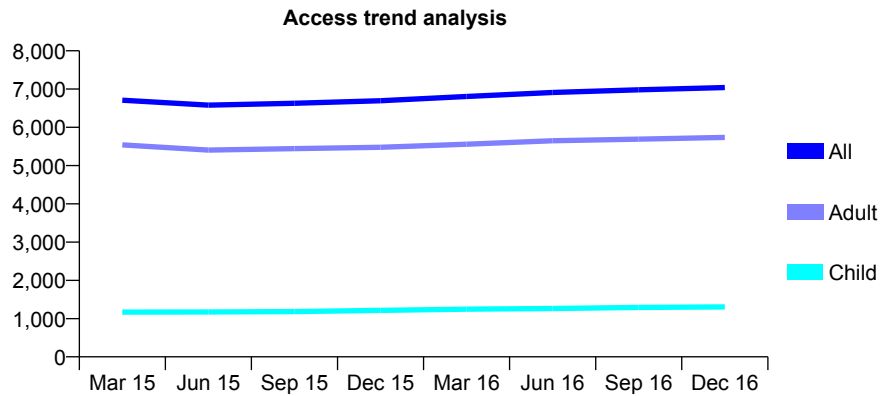
Q70 - Vital Signs At a Glance Contract Report for 101338/0129 - December 2016

Name or company name	Whitecross Dental Care Limited
Contract type name	GDS Contract
Purpose of contract	General
Contract start date	25/10/2010
Contract end date	

16/17 Contracted general activity (UDA)	21,000
Carry forward general activity (UDA)	0
16/17 Contracted orthodontic activity (UOA)	0
Carry forward orthodontic activity (UOA)	0
Baseline contract value	£489,954.85

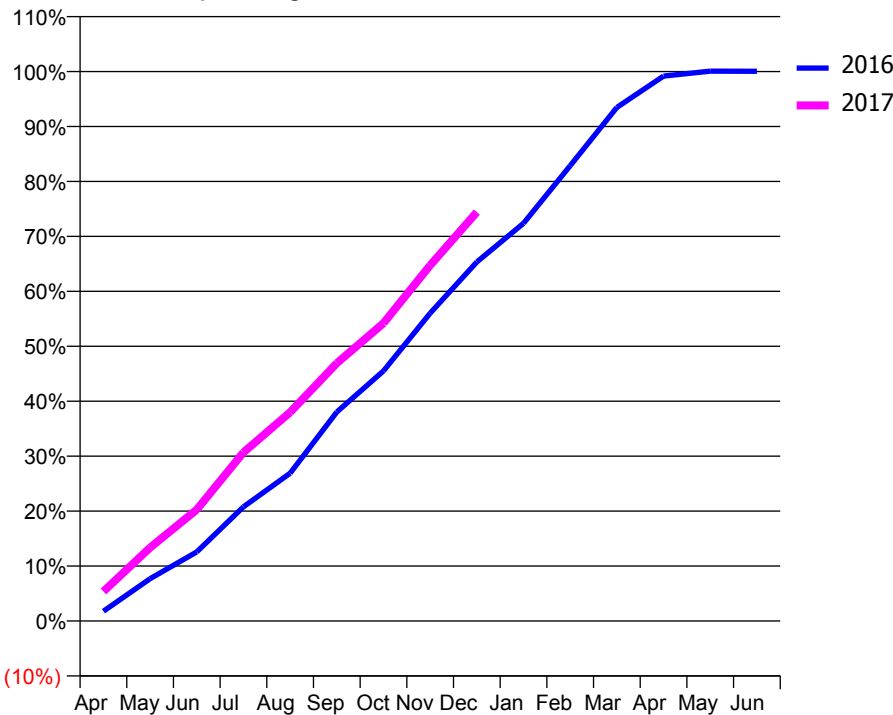
ACCESS*

Patients seen in 24 months	Total	Change since previous quarter
Quarter ending December 2015	6,695	
Quarter ending March 2016	6,806	→
Quarter ending June 2016	6,912	→
Quarter ending September 2016	6,981	→
Quarter ending December 2016	7,041	→
Variance since December 2015	5.2%	↑



ACTIVITY

Cumulative percentage of contracted UDA delivered 2016 & 2017



Month	Adjusted Scheduled Activity (UDA)	
	2016	2017
April	376	1,129
May	1,620	2,803
June	2,640	4,260
July	4,364	6,442
August	5,651	7,979
September	7,988	9,851
October	9,555	11,382
November	11,764	13,594
December	13,719	15,627
January	15,200	
February	17,400	
March	19,625	
April	20,827	
May	21,013	
June	21,010	

QUALITY

	Quantity	Base Number	Contract	AT	Region	England
% of FP17s for the same patient ID Re-attending within 3 months - Children	72	1,310	5.5%	10.3%	11.9%	12.4%
% of FP17s for the same patient ID Re-attending within 3 months - Adults	848	5,883	14.4%	15.1%	16.5%	16.6%
% of FP17s for the same patient ID Re-attending between 3 & 9 months - Children	770	1,310	58.8%	60.7%	60.2%	57.5%
% of FP17s for the same patient ID Re-attending between 3 & 9 months - Adults	3,119	5,883	53.0%	52.7%	52.0%	50.4%
% of FP17s for Band 1 Urgent Courses	424	6,675	6.4%	9.5%	9.5%	9.1%
% of FP17s Relating to Free Repair or Replacements	127	6,675	1.9%	0.7%	0.7%	0.8%
% of FP17s Relating to Continuations	194	6,675	2.9%	1.3%	1.2%	1.3%
% of Patients satisfied with the dentistry they have received	9	9	N/A	92.6%	92.9%	92.7%
% of Patients satisfied with the time they had to wait for an appointment	7	9	N/A	88.0%	88.8%	88.8%

* This is based on patients treated on this contract for their most recent course of treatment. Figures in italics indicate the base number of FP17s or Patient Questionnaire responses are less than 100. N/A is shown where the base number of responses is less than 10 during the period. % is calculated as Quantity/Base number*100

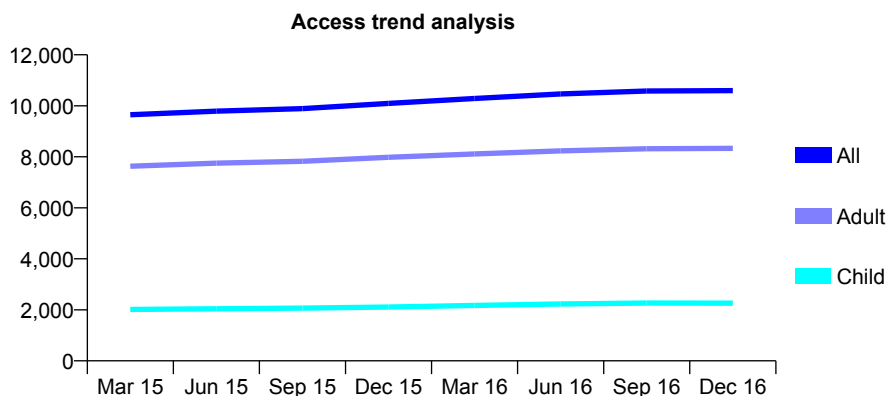
Q70 - Vital Signs At a Glance Contract Report for 101338/0132 - December 2016

Name or company name	Whitecross Dental Care Limited
Contract type name	GDS Contract
Purpose of contract	General
Contract start date	01/09/2011
Contract end date	

16/17 Contracted general activity (UDA)	27,993
Carry forward general activity (UDA)	0
16/17 Contracted orthodontic activity (UOA)	0
Carry forward orthodontic activity (UOA)	0
Baseline contract value	£744,378.52

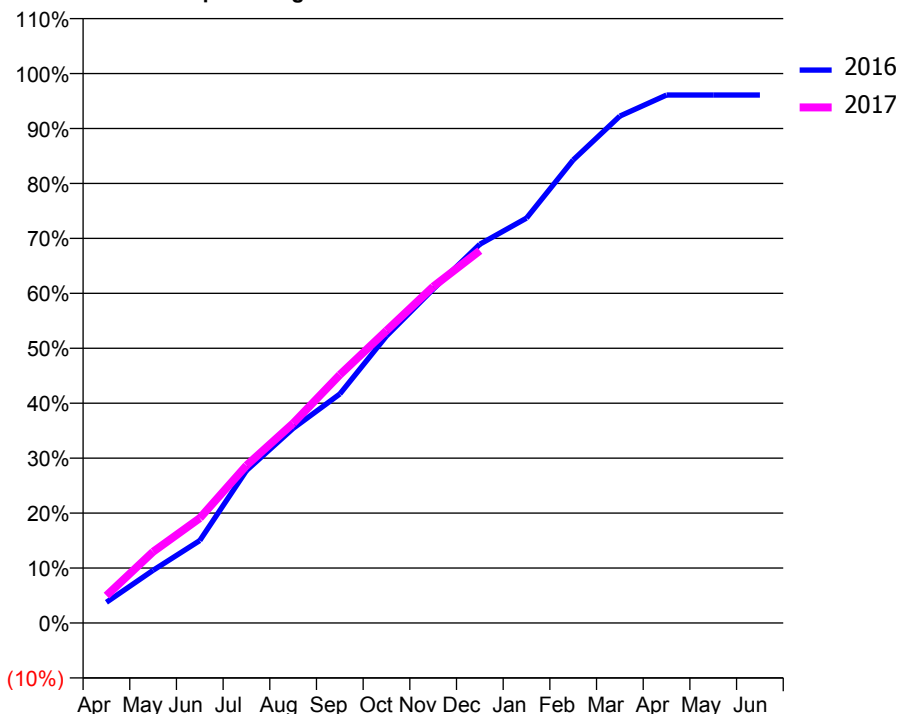
ACCESS*

Patients seen in 24 months	Total	Change since previous quarter
Quarter ending December 2015	10,093	
Quarter ending March 2016	10,285	→
Quarter ending June 2016	10,464	→
Quarter ending September 2016	10,582	→
Quarter ending December 2016	10,596	→
Variance since December 2015	5.0%	↑



ACTIVITY

Cumulative percentage of contracted UDA delivered 2016 & 2017



Month	Adjusted Scheduled Activity (UDA)	
	2016	2017
April	1,055	1,399
May	2,684	3,633
June	4,201	5,343
July	7,765	8,023
August	9,912	10,172
September	11,665	12,646
October	14,619	14,891
November	17,007	17,137
December	19,299	18,968
January	20,626	
February	23,587	
March	25,824	
April	26,898	
May	26,898	
June	26,895	

QUALITY

	Quantity	Base Number	Contract	AT	Region	England
% of FP17s for the same patient ID Re-attending within 3 months - Children	121	2,465	4.9%	10.3%	11.9%	12.4%
% of FP17s for the same patient ID Re-attending within 3 months - Adults	803	7,623	10.5%	15.1%	16.5%	16.6%
% of FP17s for the same patient ID Re-attending between 3 & 9 months - Children	1,384	2,465	56.1%	60.7%	60.2%	57.5%
% of FP17s for the same patient ID Re-attending between 3 & 9 months - Adults	3,114	7,623	40.9%	52.7%	52.0%	50.4%
% of FP17s for Band 1 Urgent Courses	818	9,616	8.5%	9.5%	9.5%	9.1%
% of FP17s Relating to Free Repair or Replacements	75	9,616	0.8%	0.7%	0.7%	0.8%
% of FP17s Relating to Continuations	116	9,616	1.2%	1.3%	1.2%	1.3%
% of Patients satisfied with the dentistry they have received	12	13	92.3%	92.6%	92.9%	92.7%
% of Patients satisfied with the time they had to wait for an appointment	11	13	84.6%	88.0%	88.8%	88.8%

* This is based on patients treated on this contract for their most recent course of treatment. Figures in italics indicate the base number of FP17s or Patient Questionnaire responses are less than 100. N/A is shown where the base number of responses is less than 10 during the period. % is calculated as Quantity/Base number*100

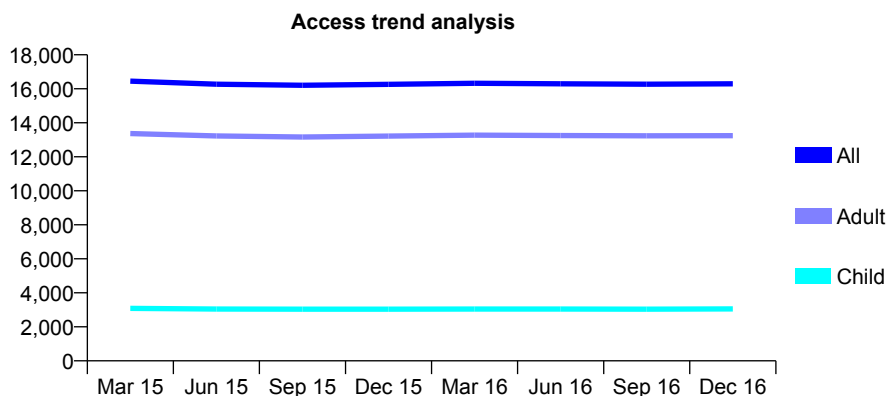
Q70 - Vital Signs At a Glance Contract Report for 101338/0133 - December 2016

Name or company name	Whitecross Dental Care Limited
Contract type name	GDS Contract
Purpose of contract	General
Contract start date	01/09/2011
Contract end date	

16/17 Contracted general activity (UDA)	41,600
Carry forward general activity (UDA)	0
16/17 Contracted orthodontic activity (UOA)	0
Carry forward orthodontic activity (UOA)	0
Baseline contract value	£1,229,727.12

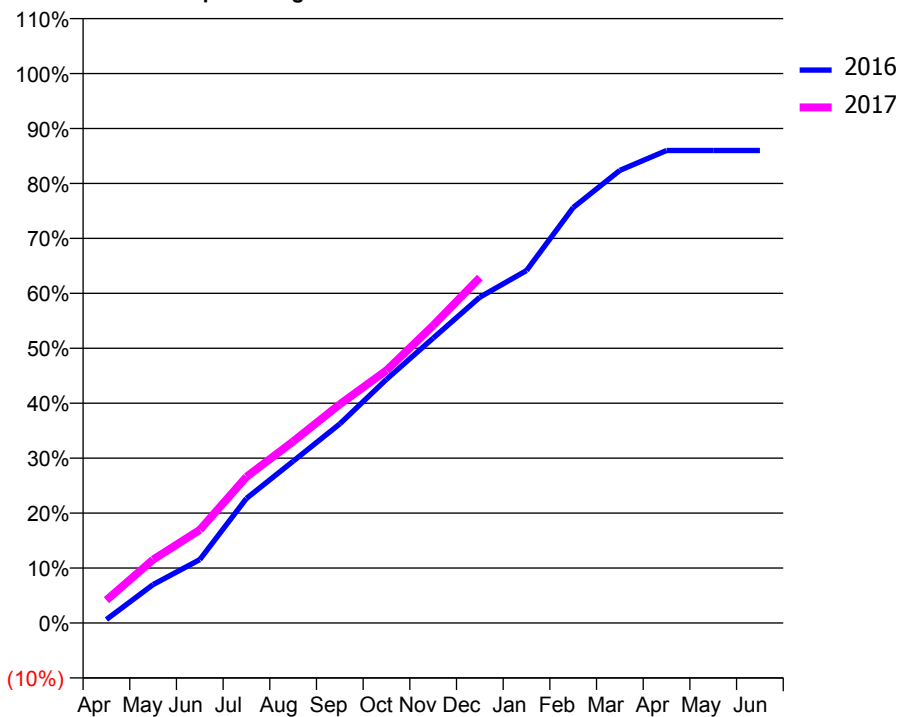
ACCESS*

Patients seen in 24 months	Total	Change since previous quarter
Quarter ending December 2015	16,263	
Quarter ending March 2016	16,323	→
Quarter ending June 2016	16,295	→
Quarter ending September 2016	16,273	→
Quarter ending December 2016	16,298	→
Variance since December 2015	0.2%	→



ACTIVITY

Cumulative percentage of contracted UDA delivered 2016 & 2017



Month	Adjusted Scheduled Activity (UDA)	
	2016	2017
April	265	1,735
May	2,911	4,804
June	4,801	7,052
July	9,434	11,072
August	12,246	13,740
September	15,081	16,557
October	18,447	19,128
November	21,568	22,525
December	24,667	26,156
January	26,684	
February	31,450	
March	34,269	
April	35,767	
May	35,771	
June	35,772	

QUALITY

	Quantity	Base Number	Contract	AT	Region	England
% of FP17s for the same patient ID Re-attending within 3 months - Children	183	3,383	5.4%	10.3%	11.9%	12.4%
% of FP17s for the same patient ID Re-attending within 3 months - Adults	1,571	13,302	11.8%	15.1%	16.5%	16.6%
% of FP17s for the same patient ID Re-attending between 3 & 9 months - Children	2,358	3,383	69.7%	60.7%	60.2%	57.5%
% of FP17s for the same patient ID Re-attending between 3 & 9 months - Adults	6,248	13,302	47.0%	52.7%	52.0%	50.4%
% of FP17s for Band 1 Urgent Courses	976	15,422	6.3%	9.5%	9.5%	9.1%
% of FP17s Relating to Free Repair or Replacements	91	15,422	0.6%	0.7%	0.7%	0.8%
% of FP17s Relating to Continuations	200	15,422	1.3%	1.3%	1.2%	1.3%
% of Patients satisfied with the dentistry they have received	16	18	88.9%	92.6%	92.9%	92.7%
% of Patients satisfied with the time they had to wait for an appointment	16	18	88.9%	88.0%	88.8%	88.8%

* This is based on patients treated on this contract for their most recent course of treatment. Figures in italics indicate the base number of FP17s or Patient Questionnaire responses are less than 100. N/A is shown where the base number of responses is less than 10 during the period. % is calculated as Quantity/Base number*100

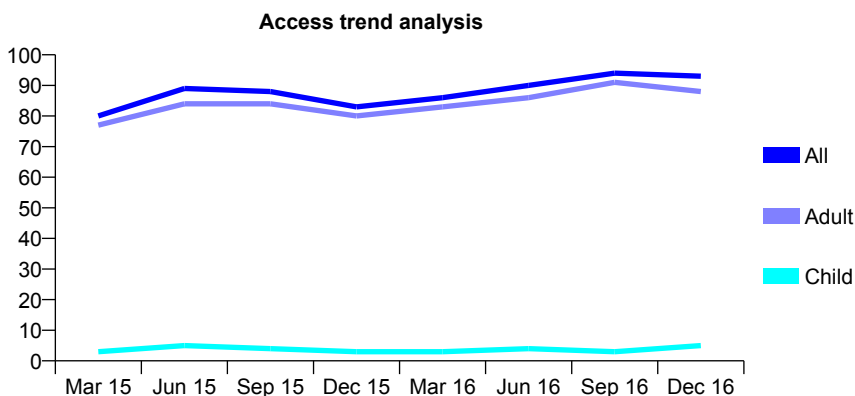
Q70 - Vital Signs At a Glance Contract Report for 101338/0134 - December 2016

Name or company name	Whitecross Dental Care Limited
Contract type name	GDS Contract
Purpose of contract	General
Contract start date	01/09/2011
Contract end date	

16/17 Contracted general activity (UDA)	624
Carry forward general activity (UDA)	0
16/17 Contracted orthodontic activity (UOA)	0
Carry forward orthodontic activity (UOA)	0
Baseline contract value	£0.00

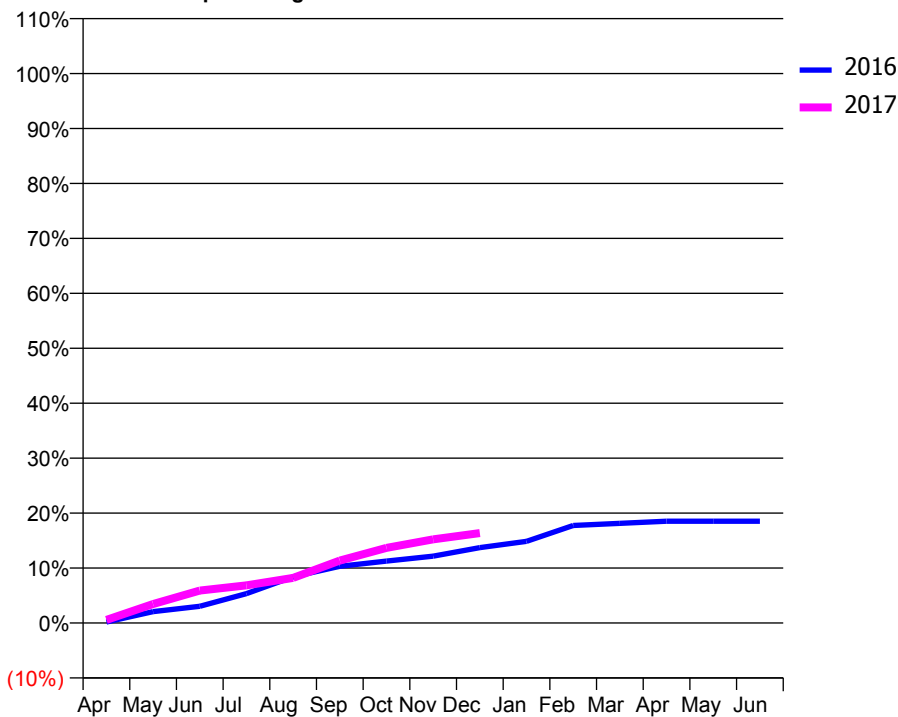
ACCESS*

Patients seen in 24 months	Total	Change since previous quarter
Quarter ending December 2015	83	
Quarter ending March 2016	86	↑
Quarter ending June 2016	90	↑
Quarter ending September 2016	94	↑
Quarter ending December 2016	93	↓
Variance since December 2015	12.0%	↑



ACTIVITY

Cumulative percentage of contracted UDA delivered 2016 & 2017



Month	Adjusted Scheduled Activity (UDA)	
	2016	2017
April	1	4
May	13	22
June	19	37
July	33	43
August	52	51
September	64	71
October	70	85
November	76	95
December	86	102
January	93	
February	111	
March	113	
April	116	
May	116	
June	116	

QUALITY

	Quantity	Base Number	Contract	AT	Region	England
% of FP17s for the same patient ID Re-attending within 3 months - Children	0	7	0.0%	10.3%	11.9%	12.4%
% of FP17s for the same patient ID Re-attending within 3 months - Adults	1	81	1.2%	15.1%	16.5%	16.6%
% of FP17s for the same patient ID Re-attending between 3 & 9 months - Children	0	7	0.0%	60.7%	60.2%	57.5%
% of FP17s for the same patient ID Re-attending between 3 & 9 months - Adults	0	81	0.0%	52.7%	52.0%	50.4%
% of FP17s for Band 1 Urgent Courses	81	86	94.2%	9.5%	9.5%	9.1%
% of FP17s Relating to Free Repair or Replacements	0	86	0.0%	0.7%	0.7%	0.8%
% of FP17s Relating to Continuations	0	86	0.0%	1.3%	1.2%	1.3%
% of Patients satisfied with the dentistry they have received	0	0	N/A	92.6%	92.9%	92.7%
% of Patients satisfied with the time they had to wait for an appointment	0	0	N/A	88.0%	88.8%	88.8%

* This is based on patients treated on this contract for their most recent course of treatment. Figures in italics indicate the base number of FP17s or Patient Questionnaire responses are less than 100. N/A is shown where the base number of responses is less than 10 during the period. % is calculated as Quantity/Base number*100

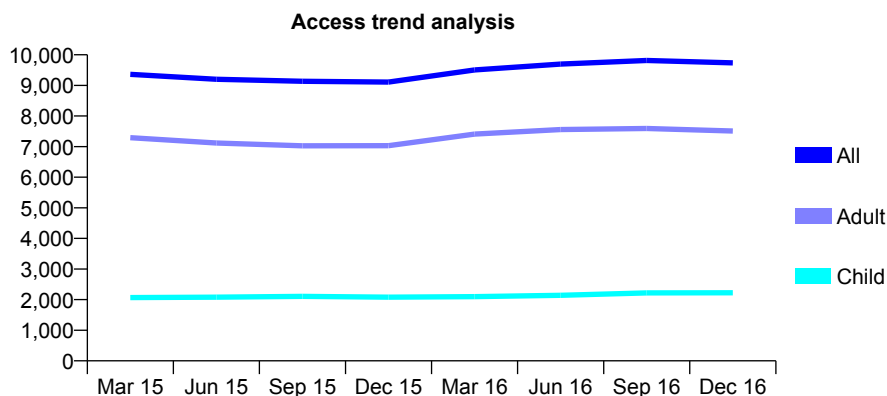
Q70 - Vital Signs At a Glance Contract Report for 101362/0039 - December 2016

Name or company name	Rodericks Dental Limited
Contract type name	GDS Contract
Purpose of contract	General
Contract start date	03/10/2011
Contract end date	

16/17 Contracted general activity (UDA)	26,613
Carry forward general activity (UDA)	0
16/17 Contracted orthodontic activity (UOA)	0
Carry forward orthodontic activity (UOA)	0
Baseline contract value	£726,906.31

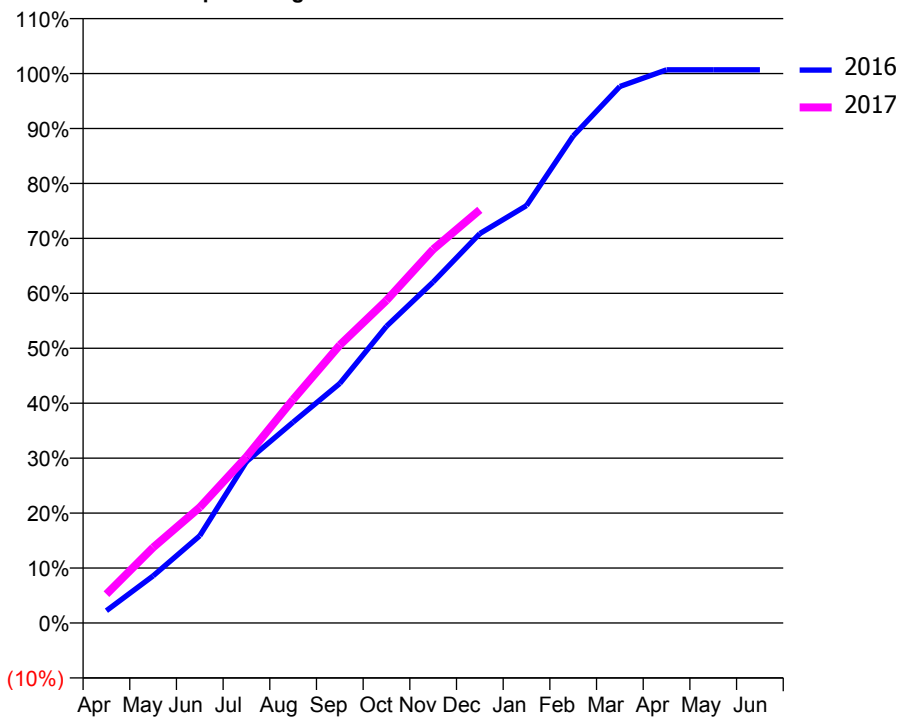
ACCESS*

Patients seen in 24 months	Total	Change since previous quarter
Quarter ending December 2015	9,109	
Quarter ending March 2016	9,507	↑
Quarter ending June 2016	9,699	↑
Quarter ending September 2016	9,815	→
Quarter ending December 2016	9,735	→
Variance since December 2015	6.9%	↑



ACTIVITY

Cumulative percentage of contracted UDA delivered 2016 & 2017



Month	Adjusted Scheduled Activity (UDA)	
	2016	2017
April	597	1,401
May	2,284	3,657
June	4,226	5,602
July	7,819	8,052
August	9,731	10,824
September	11,600	13,461
October	14,375	15,627
November	16,516	18,101
December	18,862	20,013
January	20,219	
February	23,587	
March	25,982	
April	26,794	
May	26,794	
June	26,794	

QUALITY

	Quantity	Base Number	Contract	AT	Region	England
% of FP17s for the same patient ID Re-attending within 3 months - Children	316	2,385	13.2%	10.3%	11.9%	12.4%
% of FP17s for the same patient ID Re-attending within 3 months - Adults	1,376	7,027	19.6%	15.1%	16.5%	16.6%
% of FP17s for the same patient ID Re-attending between 3 & 9 months - Children	1,136	2,385	47.6%	60.7%	60.2%	57.5%
% of FP17s for the same patient ID Re-attending between 3 & 9 months - Adults	2,662	7,027	37.9%	52.7%	52.0%	50.4%
% of FP17s for Band 1 Urgent Courses	2,459	9,036	27.2%	9.5%	9.5%	9.1%
% of FP17s Relating to Free Repair or Replacements	115	9,036	1.3%	0.7%	0.7%	0.8%
% of FP17s Relating to Continuations	24	9,036	0.3%	1.3%	1.2%	1.3%
% of Patients satisfied with the dentistry they have received	6	7	N/A	92.6%	92.9%	92.7%
% of Patients satisfied with the time they had to wait for an appointment	7	7	N/A	88.0%	88.8%	88.8%

* This is based on patients treated on this contract for their most recent course of treatment. Figures in italics indicate the base number of FP17s or Patient Questionnaire responses are less than 100. N/A is shown where the base number of responses is less than 10 during the period. % is calculated as Quantity/Base number*100

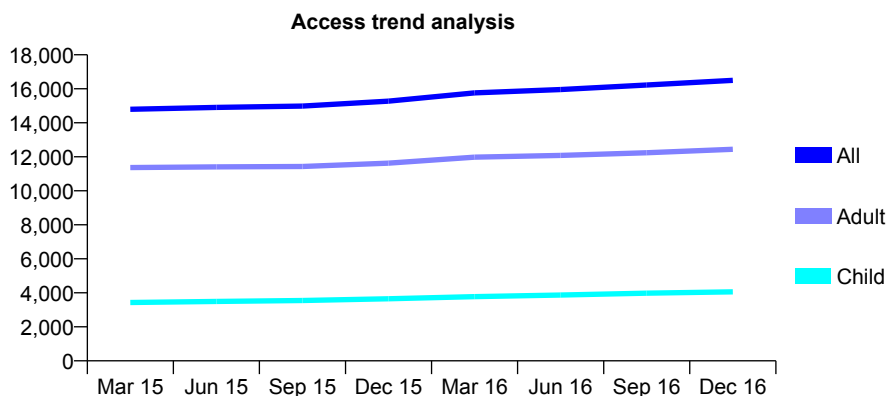
Q70 - Vital Signs At a Glance Contract Report for 101362/0043 - December 2016

Name or company name	Rodericks Dental Limited
Contract type name	GDS Contract
Purpose of contract	General
Contract start date	11/02/2012
Contract end date	

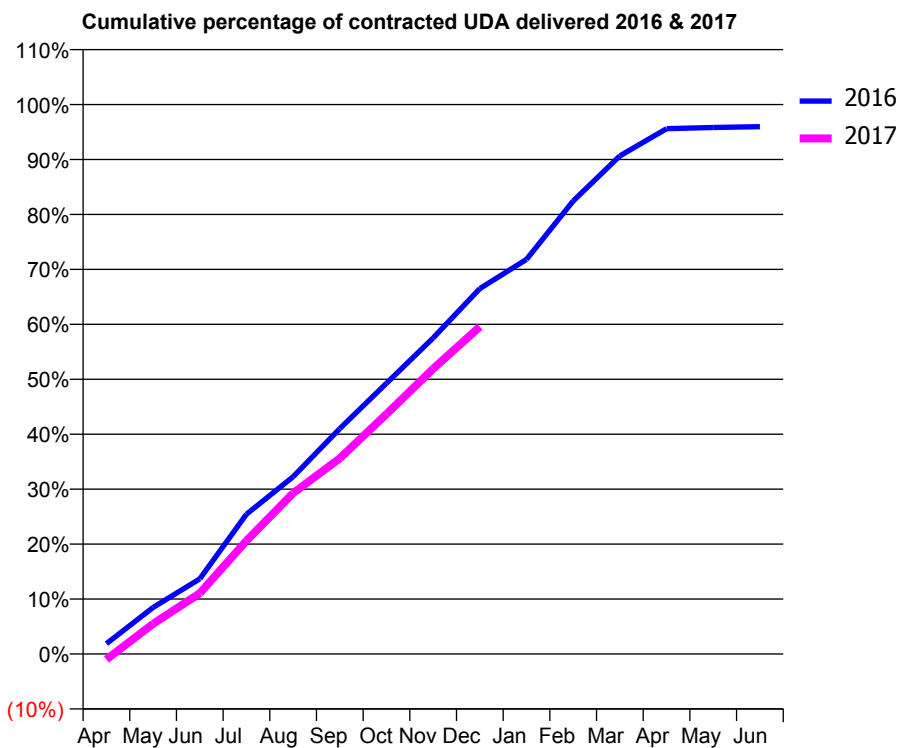
16/17 Contracted general activity (UDA)	52,655
Carry forward general activity (UDA)	2,129
16/17 Contracted orthodontic activity (UOA)	0
Carry forward orthodontic activity (UOA)	0
Baseline contract value	£1,364,262.02

ACCESS*

Patients seen in 24 months	Total	Change since previous quarter
Quarter ending December 2015	15,278	
Quarter ending March 2016	15,759	↑
Quarter ending June 2016	15,954	→
Quarter ending September 2016	16,222	→
Quarter ending December 2016	16,497	→
Variance since December 2015	8.0%	↑



ACTIVITY



Month	Adjusted Scheduled Activity (UDA)	
	2016	2017
April	993	-535
May	4,463	2,894
June	7,196	5,824
July	13,402	10,857
August	16,984	15,421
September	21,607	18,747
October	25,939	22,991
November	30,290	27,339
December	35,012	31,364
January	37,818	
February	43,412	
March	47,729	
April	50,341	
May	50,451	
June	50,526	

QUALITY

	Quantity	Base Number	Contract	AT	Region	England
% of FP17s for the same patient ID Re-attending within 3 months - Children	347	4,625	7.5%	10.3%	11.9%	12.4%
% of FP17s for the same patient ID Re-attending within 3 months - Adults	1,759	12,195	14.4%	15.1%	16.5%	16.6%
% of FP17s for the same patient ID Re-attending between 3 & 9 months - Children	2,697	4,625	58.3%	60.7%	60.2%	57.5%
% of FP17s for the same patient ID Re-attending between 3 & 9 months - Adults	6,132	12,195	50.3%	52.7%	52.0%	50.4%
% of FP17s for Band 1 Urgent Courses	1,765	15,577	11.3%	9.5%	9.5%	9.1%
% of FP17s Relating to Free Repair or Replacements	84	15,577	0.5%	0.7%	0.7%	0.8%
% of FP17s Relating to Continuations	43	15,577	0.3%	1.3%	1.2%	1.3%
% of Patients satisfied with the dentistry they have received	15	16	93.8%	92.6%	92.9%	92.7%
% of Patients satisfied with the time they had to wait for an appointment	14	16	87.5%	88.0%	88.8%	88.8%

* This is based on patients treated on this contract for their most recent course of treatment. Figures in italics indicate the base number of FP17s or Patient Questionnaire responses are less than 100. N/A is shown where the base number of responses is less than 10 during the period. % is calculated as Quantity/Base number*100

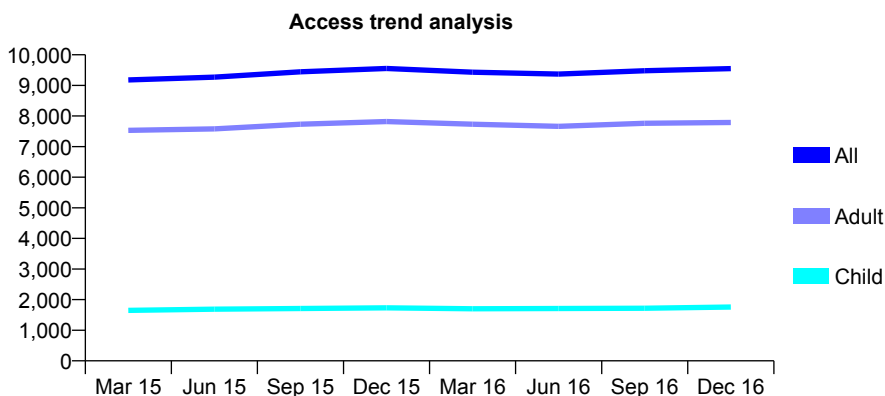
Q70 - Vital Signs At a Glance Contract Report for 101435/0008 - December 2016

Name or company name	IDH Limited
Contract type name	GDS Contract
Purpose of contract	General
Contract start date	01/04/2006
Contract end date	

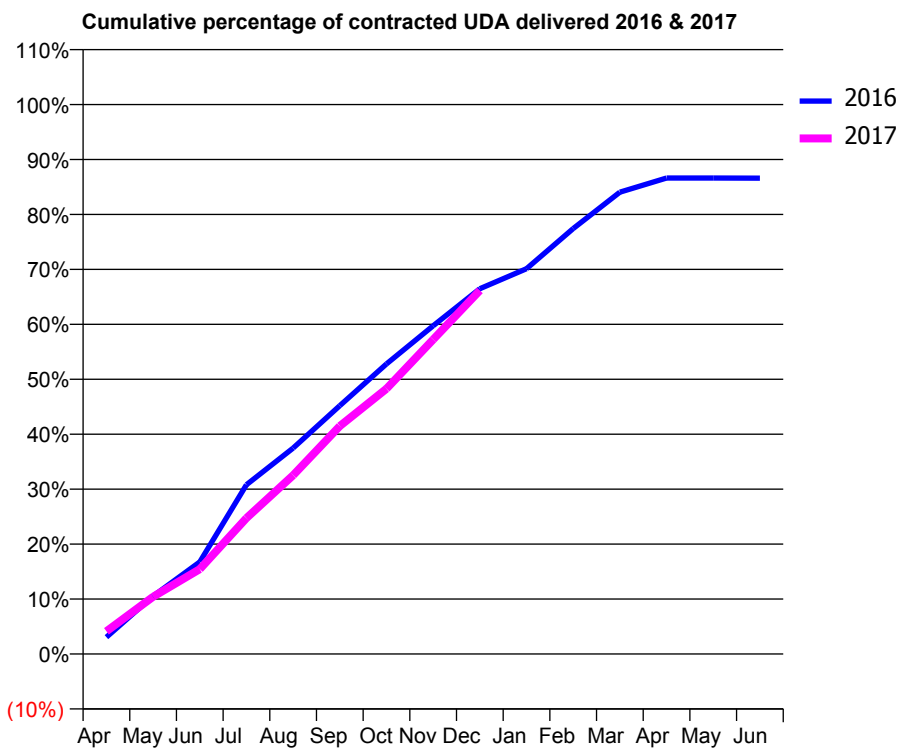
16/17 Contracted general activity (UDA)	31,000
Carry forward general activity (UDA)	0
16/17 Contracted orthodontic activity (UOA)	0
Carry forward orthodontic activity (UOA)	0
Baseline contract value	£742,164.02

ACCESS*

Patients seen in 24 months	Total	Change since previous quarter
Quarter ending December 2015	9,553	
Quarter ending March 2016	9,432	↓
Quarter ending June 2016	9,372	→
Quarter ending September 2016	9,481	→
Quarter ending December 2016	9,549	→
Variance since December 2015	(0.0%)	→



ACTIVITY



Month	Adjusted Scheduled Activity (UDA)	
	2016	2017
April	949	1,282
May	3,272	3,230
June	5,198	4,789
July	9,547	7,668
August	11,619	10,087
September	14,009	12,859
October	16,366	14,963
November	18,517	17,739
December	20,606	20,508
January	21,736	
February	24,001	
March	26,054	
April	26,850	
May	26,849	
June	26,846	

QUALITY

	Quantity	Base Number	Contract	AT	Region	England
% of FP17s for the same patient ID Re-attending within 3 months - Children	76	1,500	5.1%	10.3%	11.9%	12.4%
% of FP17s for the same patient ID Re-attending within 3 months - Adults	653	6,115	10.7%	15.1%	16.5%	16.6%
% of FP17s for the same patient ID Re-attending between 3 & 9 months - Children	613	1,500	40.9%	60.7%	60.2%	57.5%
% of FP17s for the same patient ID Re-attending between 3 & 9 months - Adults	2,246	6,115	36.7%	52.7%	52.0%	50.4%
% of FP17s for Band 1 Urgent Courses	339	7,302	4.6%	9.5%	9.5%	9.1%
% of FP17s Relating to Free Repair or Replacements	44	7,302	0.6%	0.7%	0.7%	0.8%
% of FP17s Relating to Continuations	198	7,302	2.7%	1.3%	1.2%	1.3%
% of Patients satisfied with the dentistry they have received	5	6	N/A	92.6%	92.9%	92.7%
% of Patients satisfied with the time they had to wait for an appointment	5	6	N/A	88.0%	88.8%	88.8%

* This is based on patients treated on this contract for their most recent course of treatment. Figures in italics indicate the base number of FP17s or Patient Questionnaire responses are less than 100. N/A is shown where the base number of responses is less than 10 during the period. % is calculated as Quantity/Base number*100

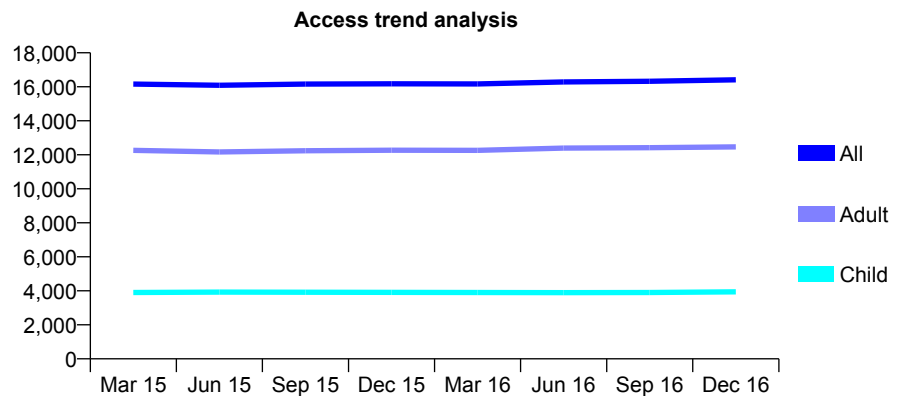
Q70 - Vital Signs At a Glance Contract Report for 101435/0016 - December 2016

Name or company name	IDH Limited
Contract type name	GDS Contract
Purpose of contract	General
Contract start date	01/04/2006
Contract end date	

16/17 Contracted general activity (UDA)	47,133
Carry forward general activity (UDA)	0
16/17 Contracted orthodontic activity (UOA)	0
Carry forward orthodontic activity (UOA)	0
Baseline contract value	£1,040,809.98

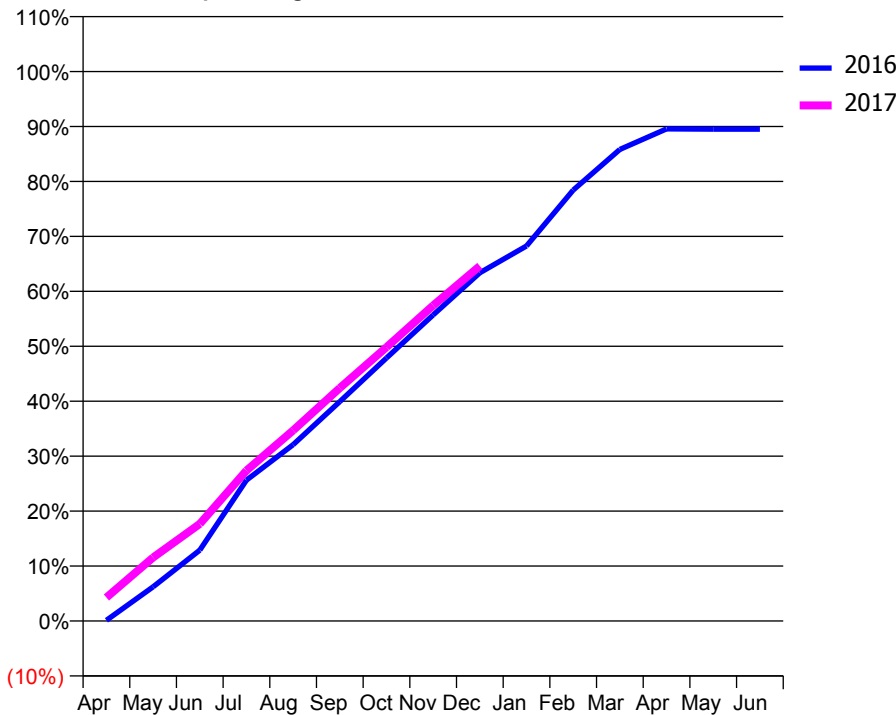
ACCESS*

Patients seen in 24 months	Total	Change since previous quarter
Quarter ending December 2015	16,177	
Quarter ending March 2016	16,165	→
Quarter ending June 2016	16,289	→
Quarter ending September 2016	16,325	→
Quarter ending December 2016	16,411	→
Variance since December 2015	1.4%	→



ACTIVITY

Cumulative percentage of contracted UDA delivered 2016 & 2017



Month	Adjusted Scheduled Activity (UDA)	
	2016	2017
April	64	2,022
May	2,932	5,452
June	6,085	8,329
July	12,083	12,911
August	15,130	16,346
September	18,818	19,990
October	22,559	23,483
November	26,253	27,065
December	29,867	30,450
January	32,173	
February	36,962	
March	40,449	
April	42,212	
May	42,190	
June	42,183	

QUALITY

	Quantity	Base Number	Contract	AT	Region	England
% of FP17s for the same patient ID Re-attending within 3 months - Children	167	3,939	4.2%	10.3%	11.9%	12.4%
% of FP17s for the same patient ID Re-attending within 3 months - Adults	1,075	11,807	9.1%	15.1%	16.5%	16.6%
% of FP17s for the same patient ID Re-attending between 3 & 9 months - Children	2,423	3,939	61.5%	60.7%	60.2%	57.5%
% of FP17s for the same patient ID Re-attending between 3 & 9 months - Adults	6,736	11,807	57.1%	52.7%	52.0%	50.4%
% of FP17s for Band 1 Urgent Courses	593	14,924	4.0%	9.5%	9.5%	9.1%
% of FP17s Relating to Free Repair or Replacements	73	14,924	0.5%	0.7%	0.7%	0.8%
% of FP17s Relating to Continuations	215	14,924	1.4%	1.3%	1.2%	1.3%
% of Patients satisfied with the dentistry they have received	17	18	94.4%	92.6%	92.9%	92.7%
% of Patients satisfied with the time they had to wait for an appointment	17	18	94.4%	88.0%	88.8%	88.8%

* This is based on patients treated on this contract for their most recent course of treatment. Figures in italics indicate the base number of FP17s or Patient Questionnaire responses are less than 100. N/A is shown where the base number of responses is less than 10 during the period. % is calculated as Quantity/Base number*100

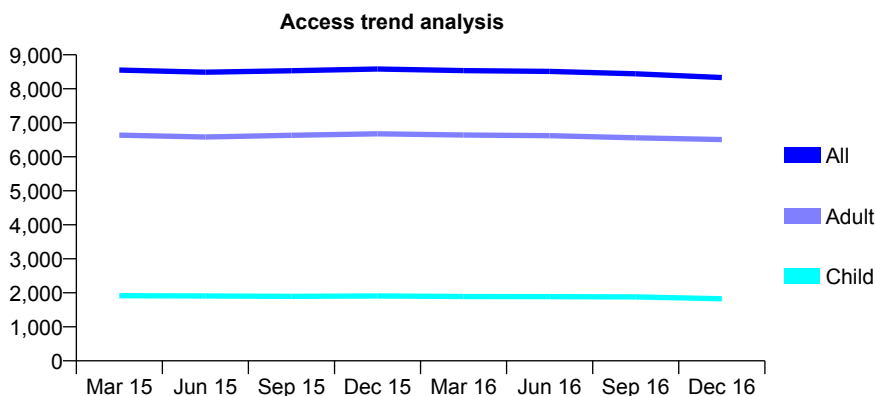
Q70 - Vital Signs At a Glance Contract Report for 101435/0022 - December 2016

Name or company name	IDH Limited
Contract type name	GDS Contract
Purpose of contract	General
Contract start date	01/04/2006
Contract end date	

16/17 Contracted general activity (UDA)	24,473
Carry forward general activity (UDA)	348
16/17 Contracted orthodontic activity (UOA)	0
Carry forward orthodontic activity (UOA)	0
Baseline contract value	£577,927.40

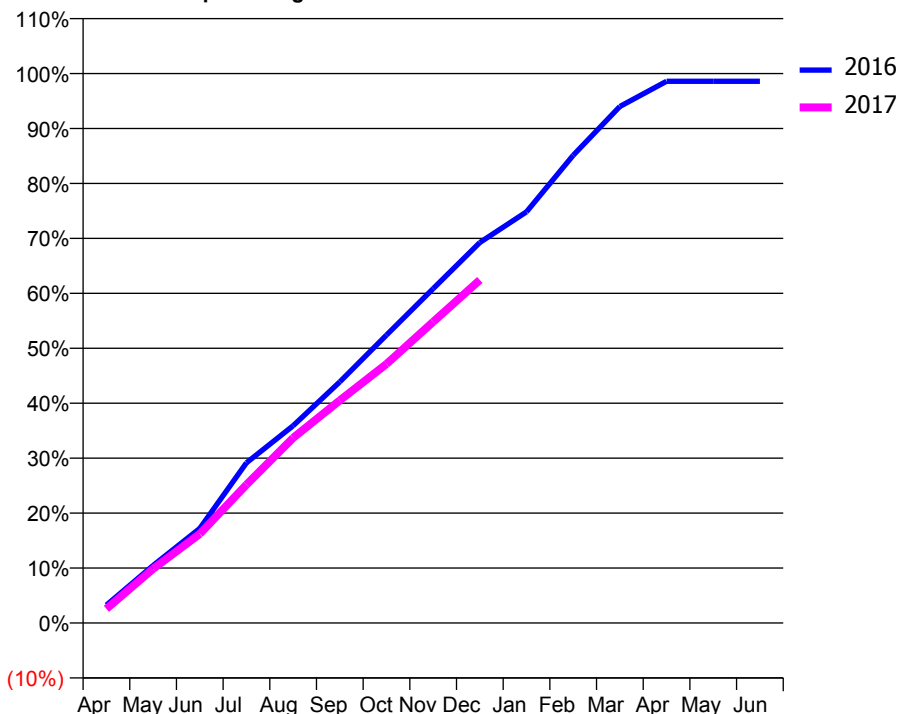
ACCESS*

Patients seen in 24 months	Total	Change since previous quarter
Quarter ending December 2015	8,583	
Quarter ending March 2016	8,536	→
Quarter ending June 2016	8,510	→
Quarter ending September 2016	8,442	→
Quarter ending December 2016	8,333	↓
Variance since December 2015	(2.9%)	↓



ACTIVITY

Cumulative percentage of contracted UDA delivered 2016 & 2017



Month	Adjusted Scheduled Activity (UDA)	
	2016	2017
April	801	630
May	2,563	2,411
June	4,216	3,969
July	7,135	6,159
August	8,788	8,246
September	10,741	9,913
October	12,828	11,535
November	14,892	13,412
December	16,947	15,276
January	18,312	
February	20,831	
March	23,003	
April	24,125	
May	24,124	
June	24,124	

QUALITY

	Quantity	Base Number	Contract	AT	Region	England
% of FP17s for the same patient ID Re-attending within 3 months - Children	93	1,930	4.8%	10.3%	11.9%	12.4%
% of FP17s for the same patient ID Re-attending within 3 months - Adults	554	5,943	9.3%	15.1%	16.5%	16.6%
% of FP17s for the same patient ID Re-attending between 3 & 9 months - Children	1,122	1,930	58.1%	60.7%	60.2%	57.5%
% of FP17s for the same patient ID Re-attending between 3 & 9 months - Adults	3,207	5,943	54.0%	52.7%	52.0%	50.4%
% of FP17s for Band 1 Urgent Courses	358	7,440	4.8%	9.5%	9.5%	9.1%
% of FP17s Relating to Free Repair or Replacements	34	7,440	0.5%	0.7%	0.7%	0.8%
% of FP17s Relating to Continuations	79	7,440	1.1%	1.3%	1.2%	1.3%
% of Patients satisfied with the dentistry they have received	6	7	N/A	92.6%	92.9%	92.7%
% of Patients satisfied with the time they had to wait for an appointment	5	7	N/A	88.0%	88.8%	88.8%

* This is based on patients treated on this contract for their most recent course of treatment. Figures in italics indicate the base number of FP17s or Patient Questionnaire responses are less than 100. N/A is shown where the base number of responses is less than 10 during the period. % is calculated as Quantity/Base number*100

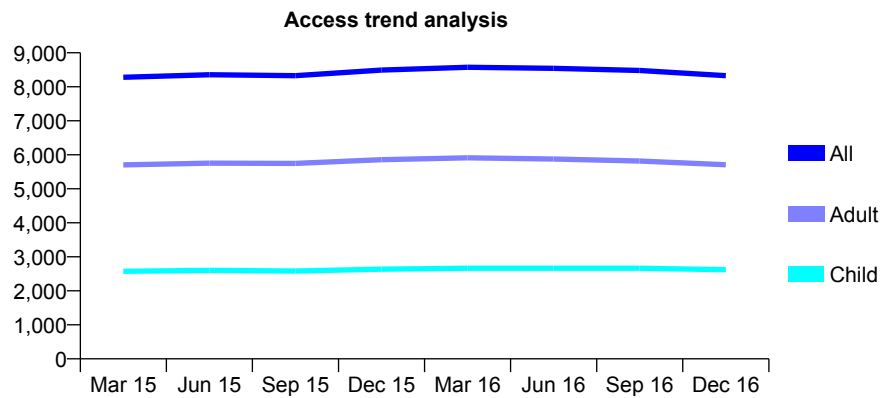
Q70 - Vital Signs At a Glance Contract Report for 101435/0023 - December 2016

Name or company name	IDH Limited
Contract type name	GDS Contract
Purpose of contract	General
Contract start date	01/04/2006
Contract end date	

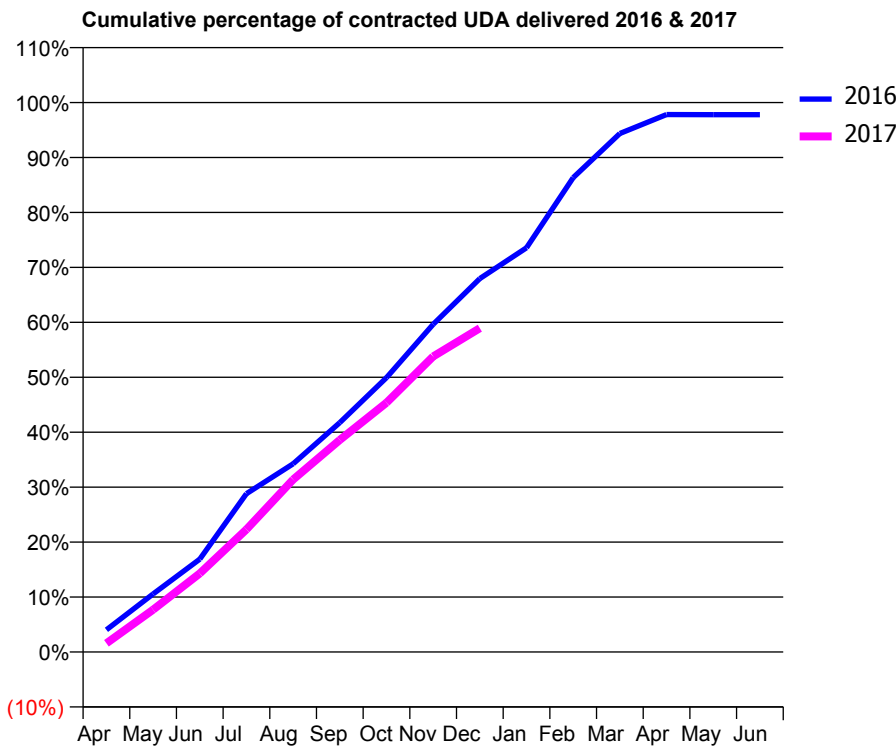
16/17 Contracted general activity (UDA)	21,343
Carry forward general activity (UDA)	470
16/17 Contracted orthodontic activity (UOA)	0
Carry forward orthodontic activity (UOA)	0
Baseline contract value	£607,510.52

ACCESS*

Patients seen in 24 months	Total	Change since previous quarter
Quarter ending December 2015	8,493	
Quarter ending March 2016	8,575	→
Quarter ending June 2016	8,543	→
Quarter ending September 2016	8,482	→
Quarter ending December 2016	8,327	↓
Variance since December 2015	(2.0%)	↓



ACTIVITY



Month	Adjusted Scheduled Activity (UDA)	
	2016	2017
April	863	337
May	2,258	1,646
June	3,609	3,054
July	6,149	4,765
August	7,309	6,698
September	8,910	8,239
October	10,656	9,684
November	12,728	11,480
December	14,502	12,579
January	15,699	
February	18,426	
March	20,138	
April	20,873	
May	20,872	
June	20,872	

QUALITY

	Quantity	Base Number	Contract	AT	Region	England
% of FP17s for the same patient ID Re-attending within 3 months - Children	79	2,376	3.3%	10.3%	11.9%	12.4%
% of FP17s for the same patient ID Re-attending within 3 months - Adults	380	4,621	8.2%	15.1%	16.5%	16.6%
% of FP17s for the same patient ID Re-attending between 3 & 9 months - Children	1,389	2,376	58.5%	60.7%	60.2%	57.5%
% of FP17s for the same patient ID Re-attending between 3 & 9 months - Adults	2,571	4,621	55.6%	52.7%	52.0%	50.4%
% of FP17s for Band 1 Urgent Courses	400	6,608	6.1%	9.5%	9.5%	9.1%
% of FP17s Relating to Free Repair or Replacements	14	6,608	0.2%	0.7%	0.7%	0.8%
% of FP17s Relating to Continuations	75	6,608	1.1%	1.3%	1.2%	1.3%
% of Patients satisfied with the dentistry they have received	3	3	N/A	92.6%	92.9%	92.7%
% of Patients satisfied with the time they had to wait for an appointment	3	3	N/A	88.0%	88.8%	88.8%

* This is based on patients treated on this contract for their most recent course of treatment. Figures in italics indicate the base number of FP17s or Patient Questionnaire responses are less than 100. N/A is shown where the base number of responses is less than 10 during the period. % is calculated as Quantity/Base number*100

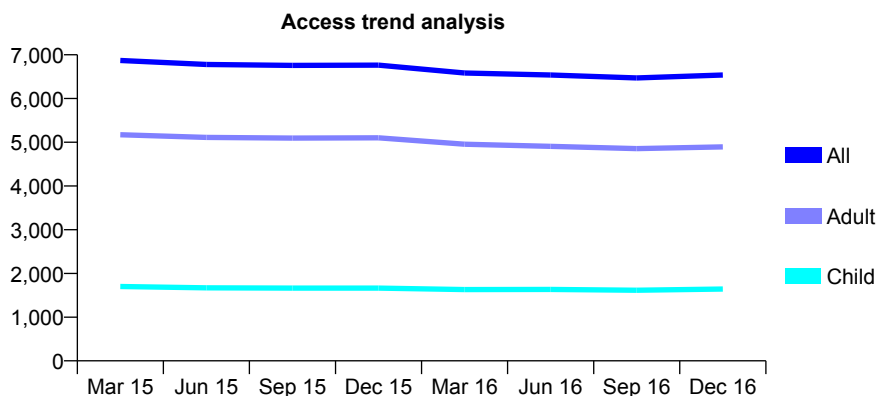
Q70 - Vital Signs At a Glance Contract Report for 101435/0024 - December 2016

Name or company name	IDH Limited
Contract type name	GDS Contract
Purpose of contract	General
Contract start date	01/04/2006
Contract end date	

16/17 Contracted general activity (UDA)	16,619
Carry forward general activity (UDA)	0
16/17 Contracted orthodontic activity (UOA)	0
Carry forward orthodontic activity (UOA)	0
Baseline contract value	£359,619.90

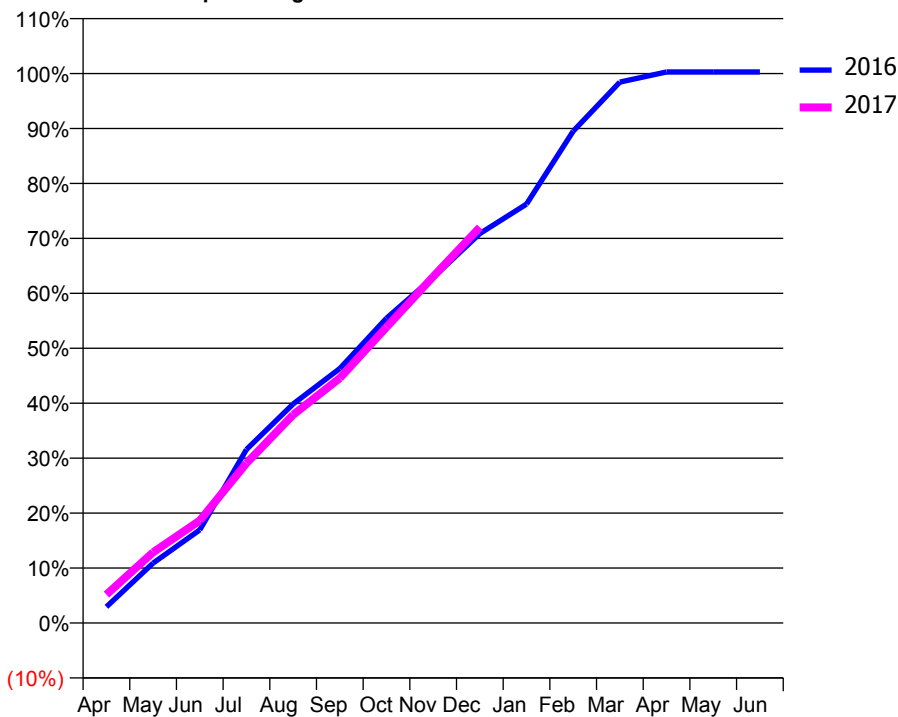
ACCESS*

Patients seen in 24 months	Total	Change since previous quarter
Quarter ending December 2015	6,764	
Quarter ending March 2016	6,584	↓
Quarter ending June 2016	6,539	→
Quarter ending September 2016	6,470	↓
Quarter ending December 2016	6,539	→
Variance since December 2015	(3.3%)	↓



ACTIVITY

Cumulative percentage of contracted UDA delivered 2016 & 2017



Month	Adjusted Scheduled Activity (UDA)	
	2016	2017
April	488	861
May	1,811	2,140
June	2,818	3,100
July	5,249	4,832
August	6,625	6,296
September	7,698	7,405
October	9,217	8,945
November	10,451	10,476
December	11,777	11,969
January	12,669	
February	14,877	
March	16,360	
April	16,665	
May	16,666	
June	16,666	

QUALITY

	Quantity	Base Number	Contract	AT	Region	England
% of FP17s for the same patient ID Re-attending within 3 months - Children	78	1,625	4.8%	10.3%	11.9%	12.4%
% of FP17s for the same patient ID Re-attending within 3 months - Adults	455	4,142	11.0%	15.1%	16.5%	16.6%
% of FP17s for the same patient ID Re-attending between 3 & 9 months - Children	925	1,625	56.9%	60.7%	60.2%	57.5%
% of FP17s for the same patient ID Re-attending between 3 & 9 months - Adults	1,759	4,142	42.5%	52.7%	52.0%	50.4%
% of FP17s for Band 1 Urgent Courses	388	5,616	6.9%	9.5%	9.5%	9.1%
% of FP17s Relating to Free Repair or Replacements	11	5,616	0.2%	0.7%	0.7%	0.8%
% of FP17s Relating to Continuations	57	5,616	1.0%	1.3%	1.2%	1.3%
% of Patients satisfied with the dentistry they have received	7	7	N/A	92.6%	92.9%	92.7%
% of Patients satisfied with the time they had to wait for an appointment	7	7	N/A	88.0%	88.8%	88.8%

* This is based on patients treated on this contract for their most recent course of treatment. Figures in italics indicate the base number of FP17s or Patient Questionnaire responses are less than 100. N/A is shown where the base number of responses is less than 10 during the period. % is calculated as Quantity/Base number*100

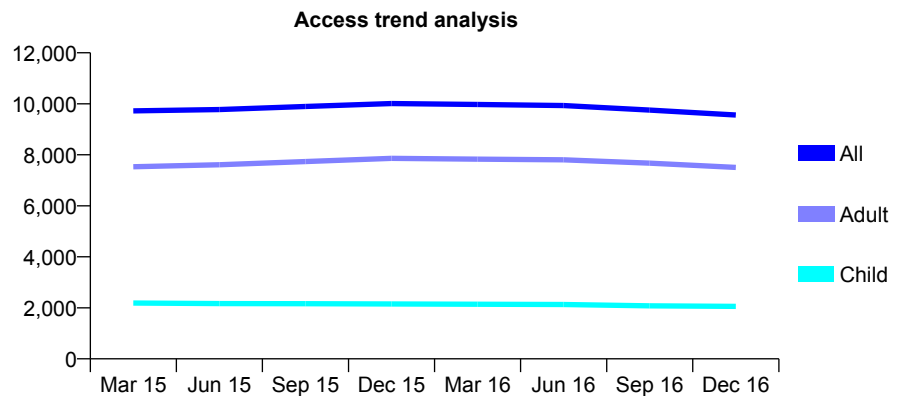
Q70 - Vital Signs At a Glance Contract Report for 101435/0025 - December 2016

Name or company name	IDH Limited
Contract type name	GDS Contract
Purpose of contract	General
Contract start date	01/04/2006
Contract end date	

16/17 Contracted general activity (UDA)	29,690
Carry forward general activity (UDA)	0
16/17 Contracted orthodontic activity (UOA)	0
Carry forward orthodontic activity (UOA)	0
Baseline contract value	£747,856.34

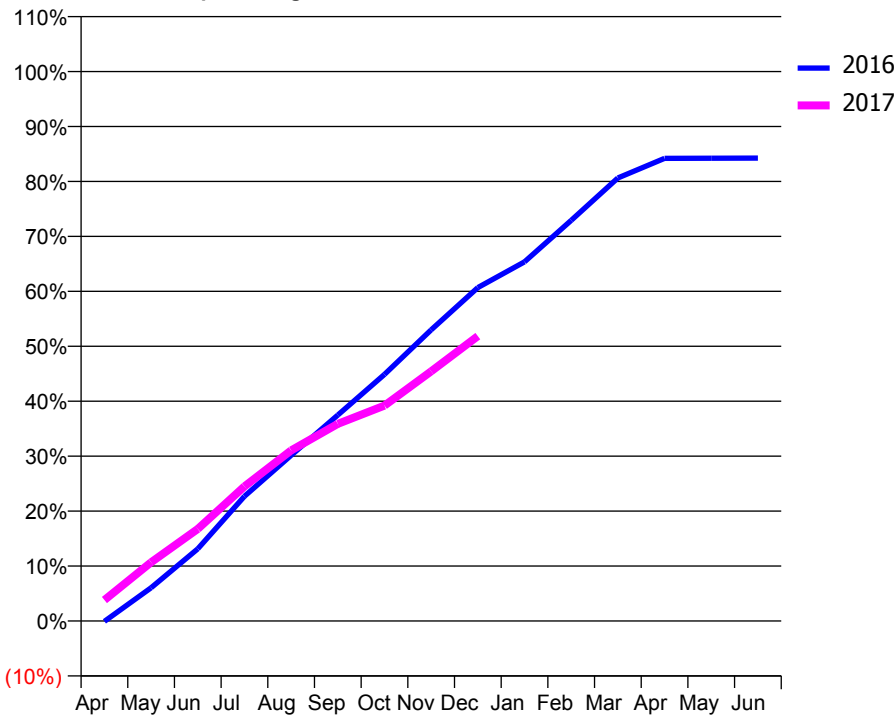
ACCESS*

Patients seen in 24 months	Total	Change since previous quarter
Quarter ending December 2015	10,010	
Quarter ending March 2016	9,972	→
Quarter ending June 2016	9,934	→
Quarter ending September 2016	9,755	↓
Quarter ending December 2016	9,562	↓
Variance since December 2015	(4.5%)	↓



ACTIVITY

Cumulative percentage of contracted UDA delivered 2016 & 2017



Month	Adjusted Scheduled Activity (UDA)	
	2016	2017
April	-23	1,138
May	1,801	3,174
June	3,903	4,974
July	6,742	7,275
August	8,950	9,216
September	11,130	10,654
October	13,327	11,637
November	15,731	13,489
December	18,014	15,390
January	19,406	
February	21,645	
March	23,937	
April	24,999	
May	25,008	
June	25,014	

QUALITY

	Quantity	Base Number	Contract	AT	Region	England
% of FP17s for the same patient ID Re-attending within 3 months - Children	106	1,947	5.4%	10.3%	11.9%	12.4%
% of FP17s for the same patient ID Re-attending within 3 months - Adults	743	6,397	11.6%	15.1%	16.5%	16.6%
% of FP17s for the same patient ID Re-attending between 3 & 9 months - Children	1,020	1,947	52.4%	60.7%	60.2%	57.5%
% of FP17s for the same patient ID Re-attending between 3 & 9 months - Adults	3,162	6,397	49.4%	52.7%	52.0%	50.4%
% of FP17s for Band 1 Urgent Courses	618	7,781	7.9%	9.5%	9.5%	9.1%
% of FP17s Relating to Free Repair or Replacements	69	7,781	0.9%	0.7%	0.7%	0.8%
% of FP17s Relating to Continuations	101	7,781	1.3%	1.3%	1.2%	1.3%
% of Patients satisfied with the dentistry they have received	12	13	92.3%	92.6%	92.9%	92.7%
% of Patients satisfied with the time they had to wait for an appointment	11	13	84.6%	88.0%	88.8%	88.8%

* This is based on patients treated on this contract for their most recent course of treatment. Figures in italics indicate the base number of FP17s or Patient Questionnaire responses are less than 100. N/A is shown where the base number of responses is less than 10 during the period. % is calculated as Quantity/Base number*100

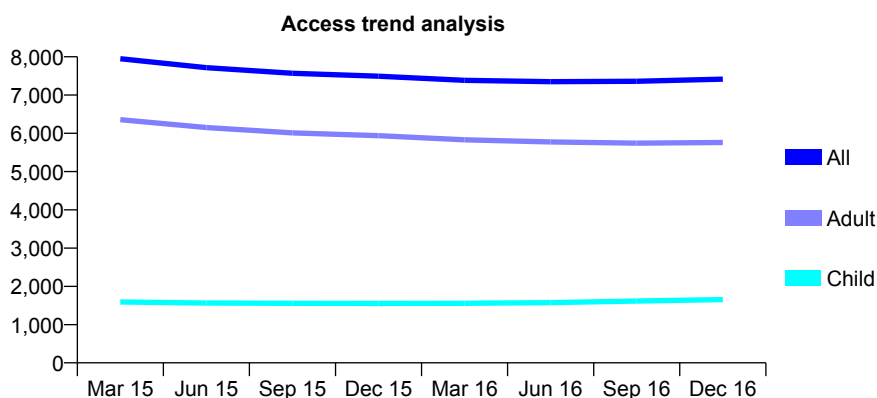
Q70 - Vital Signs At a Glance Contract Report for 101435/0045 - December 2016

Name or company name	IDH Limited
Contract type name	GDS Contract
Purpose of contract	General
Contract start date	02/04/2006
Contract end date	

16/17 Contracted general activity (UDA)	30,500
Carry forward general activity (UDA)	0
16/17 Contracted orthodontic activity (UOA)	0
Carry forward orthodontic activity (UOA)	0
Baseline contract value	£700,995.82

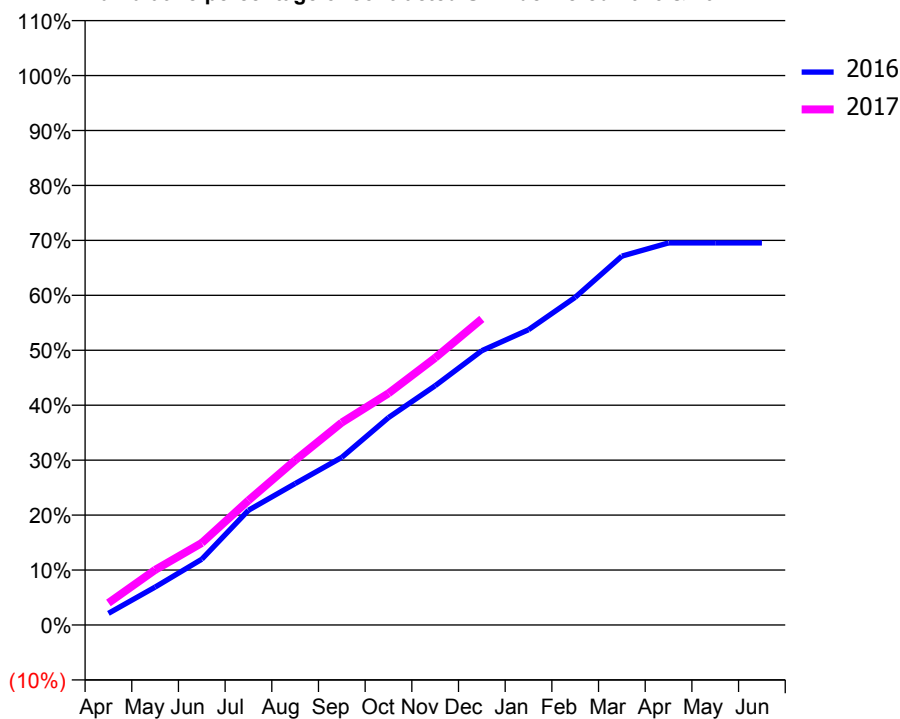
ACCESS*

Patients seen in 24 months	Total	Change since previous quarter
Quarter ending December 2015	7,492	
Quarter ending March 2016	7,386	↓
Quarter ending June 2016	7,349	→
Quarter ending September 2016	7,360	→
Quarter ending December 2016	7,416	→
Variance since December 2015	(1.0%)	↓



ACTIVITY

Cumulative percentage of contracted UDA delivered 2016 & 2017



Month	Adjusted Scheduled Activity (UDA)	
	2016	2017
April	646	1,223
May	2,106	3,061
June	3,652	4,556
July	6,370	6,915
August	7,849	9,147
September	9,304	11,237
October	11,514	12,857
November	13,283	14,828
December	15,226	16,991
January	16,387	
February	18,189	
March	20,474	
April	21,212	
May	21,209	
June	21,209	

QUALITY

	Quantity	Base Number	Contract	AT	Region	England
% of FP17s for the same patient ID Re-attending within 3 months - Children	118	1,621	7.3%	10.3%	11.9%	12.4%
% of FP17s for the same patient ID Re-attending within 3 months - Adults	730	5,548	13.2%	15.1%	16.5%	16.6%
% of FP17s for the same patient ID Re-attending between 3 & 9 months - Children	779	1,621	48.1%	60.7%	60.2%	57.5%
% of FP17s for the same patient ID Re-attending between 3 & 9 months - Adults	2,700	5,548	48.7%	52.7%	52.0%	50.4%
% of FP17s for Band 1 Urgent Courses	611	6,851	8.9%	9.5%	9.5%	9.1%
% of FP17s Relating to Free Repair or Replacements	80	6,851	1.2%	0.7%	0.7%	0.8%
% of FP17s Relating to Continuations	66	6,851	1.0%	1.3%	1.2%	1.3%
% of Patients satisfied with the dentistry they have received	11	11	100.0%	92.6%	92.9%	92.7%
% of Patients satisfied with the time they had to wait for an appointment	11	11	100.0%	88.0%	88.8%	88.8%

* This is based on patients treated on this contract for their most recent course of treatment. Figures in italics indicate the base number of FP17s or Patient Questionnaire responses are less than 100. N/A is shown where the base number of responses is less than 10 during the period. % is calculated as Quantity/Base number*100

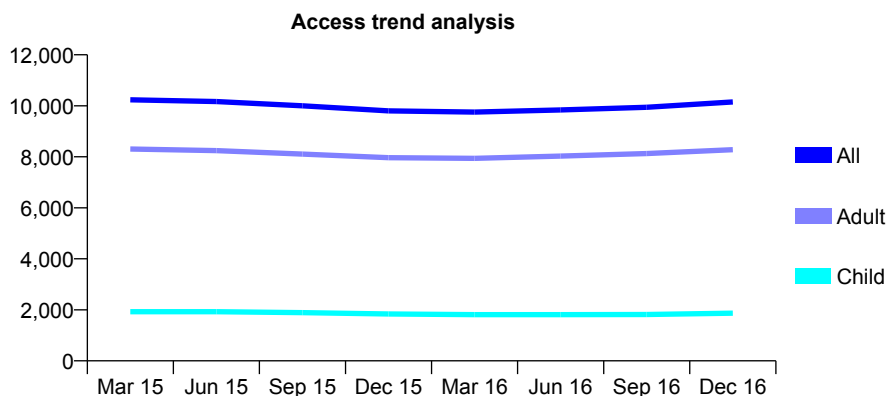
Q70 - Vital Signs At a Glance Contract Report for 101435/0046 - December 2016

Name or company name	IDH Limited
Contract type name	GDS Contract
Purpose of contract	General
Contract start date	16/10/2006
Contract end date	

16/17 Contracted general activity (UDA)	28,000
Carry forward general activity (UDA)	1,091
16/17 Contracted orthodontic activity (UOA)	0
Carry forward orthodontic activity (UOA)	0
Baseline contract value	£670,341.71

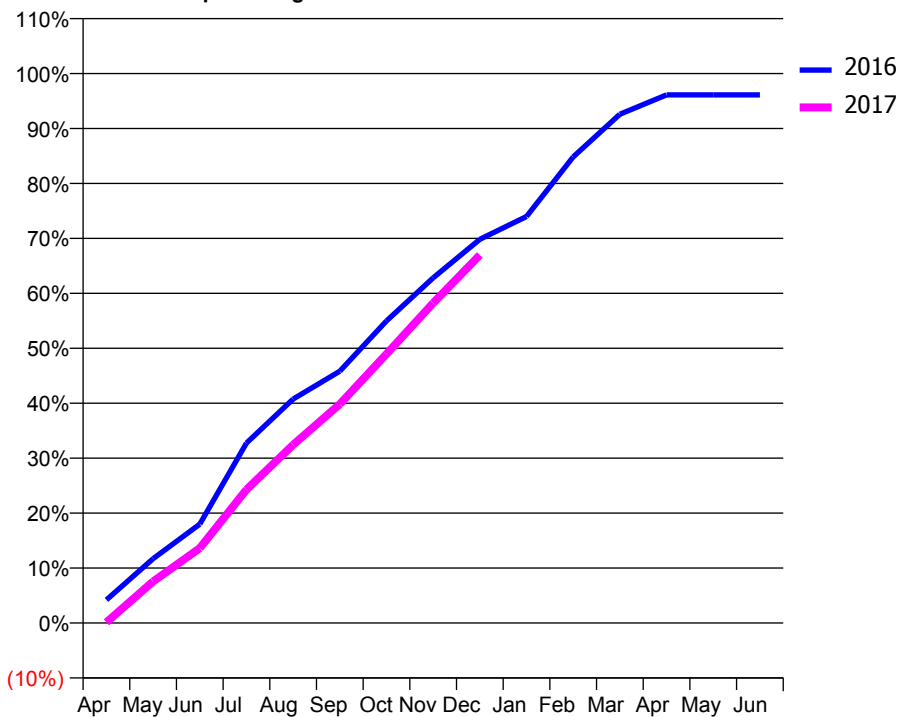
ACCESS*

Patients seen in 24 months	Total	Change since previous quarter
Quarter ending December 2015	9,803	
Quarter ending March 2016	9,755	→
Quarter ending June 2016	9,840	→
Quarter ending September 2016	9,943	→
Quarter ending December 2016	10,151	↑
Variance since December 2015	3.5%	↑



ACTIVITY

Cumulative percentage of contracted UDA delivered 2016 & 2017



Adjusted Scheduled Activity (UDA)

Month	2016	2017
April	1,179	41
May	3,276	2,116
June	5,041	3,817
July	9,166	6,799
August	11,412	9,082
September	12,832	11,154
October	15,397	13,711
November	17,590	16,306
December	19,550	18,752
January	20,713	
February	23,748	
March	25,929	
April	26,910	
May	26,908	
June	26,908	

QUALITY

	Quantity	Base Number	Contract	AT	Region	England
% of FP17s for the same patient ID Re-attending within 3 months - Children	116	2,014	5.8%	10.3%	11.9%	12.4%
% of FP17s for the same patient ID Re-attending within 3 months - Adults	981	8,252	11.9%	15.1%	16.5%	16.6%
% of FP17s for the same patient ID Re-attending between 3 & 9 months - Children	1,072	2,014	53.2%	60.7%	60.2%	57.5%
% of FP17s for the same patient ID Re-attending between 3 & 9 months - Adults	4,041	8,252	49.0%	52.7%	52.0%	50.4%
% of FP17s for Band 1 Urgent Courses	759	9,804	7.7%	9.5%	9.5%	9.1%
% of FP17s Relating to Free Repair or Replacements	54	9,804	0.6%	0.7%	0.7%	0.8%
% of FP17s Relating to Continuations	231	9,804	2.4%	1.3%	1.2%	1.3%
% of Patients satisfied with the dentistry they have received	7	9	N/A	92.6%	92.9%	92.7%
% of Patients satisfied with the time they had to wait for an appointment	6	9	N/A	88.0%	88.8%	88.8%

* This is based on patients treated on this contract for their most recent course of treatment. Figures in italics indicate the base number of FP17s or Patient Questionnaire responses are less than 100. N/A is shown where the base number of responses is less than 10 during the period. % is calculated as Quantity/Base number*100

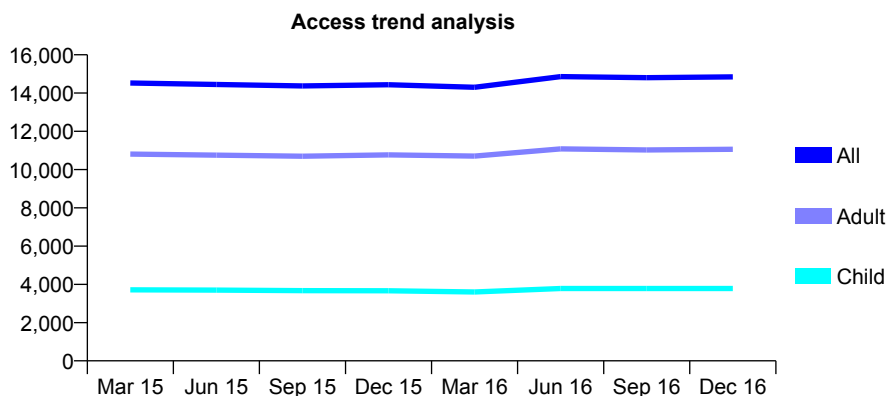
Q70 - Vital Signs At a Glance Contract Report for 101435/0058 - December 2016

Name or company name	IDH Limited
Contract type name	GDS Contract
Purpose of contract	General
Contract start date	01/03/2007
Contract end date	

16/17 Contracted general activity (UDA)	45,500
Carry forward general activity (UDA)	0
16/17 Contracted orthodontic activity (UOA)	0
Carry forward orthodontic activity (UOA)	0
Baseline contract value	£1,041,609.73

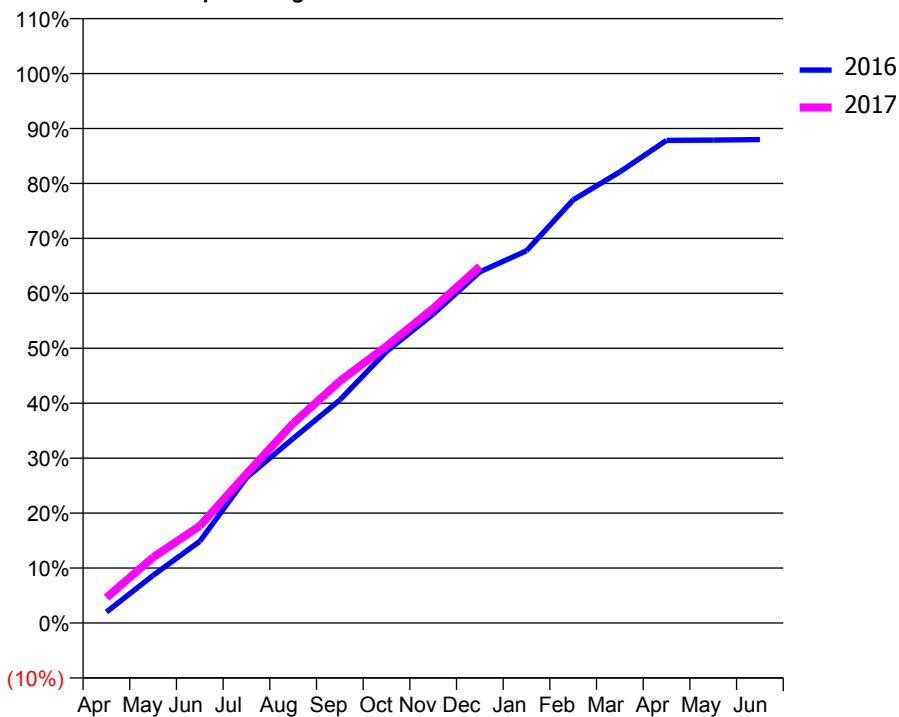
ACCESS*

Patients seen in 24 months	Total	Change since previous quarter
Quarter ending December 2015	14,433	
Quarter ending March 2016	14,305	→
Quarter ending June 2016	14,859	↑
Quarter ending September 2016	14,806	→
Quarter ending December 2016	14,843	→
Variance since December 2015	2.8%	↑



ACTIVITY

Cumulative percentage of contracted UDA delivered 2016 & 2017



Month	Adjusted Scheduled Activity (UDA)	
	2016	2017
April	915	2,107
May	3,944	5,454
June	6,763	8,045
July	12,038	12,353
August	15,280	16,539
September	18,462	20,034
October	22,486	22,926
November	25,583	26,052
December	29,081	29,533
January	30,827	
February	35,041	
March	37,355	
April	39,967	
May	39,985	
June	40,033	

QUALITY

	Quantity	Base Number	Contract	AT	Region	England
% of FP17s for the same patient ID Re-attending within 3 months - Children	233	3,987	5.8%	10.3%	11.9%	12.4%
% of FP17s for the same patient ID Re-attending within 3 months - Adults	1,112	10,643	10.4%	15.1%	16.5%	16.6%
% of FP17s for the same patient ID Re-attending between 3 & 9 months - Children	1,959	3,987	49.1%	60.7%	60.2%	57.5%
% of FP17s for the same patient ID Re-attending between 3 & 9 months - Adults	4,783	10,643	44.9%	52.7%	52.0%	50.4%
% of FP17s for Band 1 Urgent Courses	1,185	13,392	8.8%	9.5%	9.5%	9.1%
% of FP17s Relating to Free Repair or Replacements	29	13,392	0.2%	0.7%	0.7%	0.8%
% of FP17s Relating to Continuations	181	13,392	1.4%	1.3%	1.2%	1.3%
% of Patients satisfied with the dentistry they have received	8	9	N/A	92.6%	92.9%	92.7%
% of Patients satisfied with the time they had to wait for an appointment	8	9	N/A	88.0%	88.8%	88.8%

* This is based on patients treated on this contract for their most recent course of treatment. Figures in italics indicate the base number of FP17s or Patient Questionnaire responses are less than 100. N/A is shown where the base number of responses is less than 10 during the period. % is calculated as Quantity/Base number*100

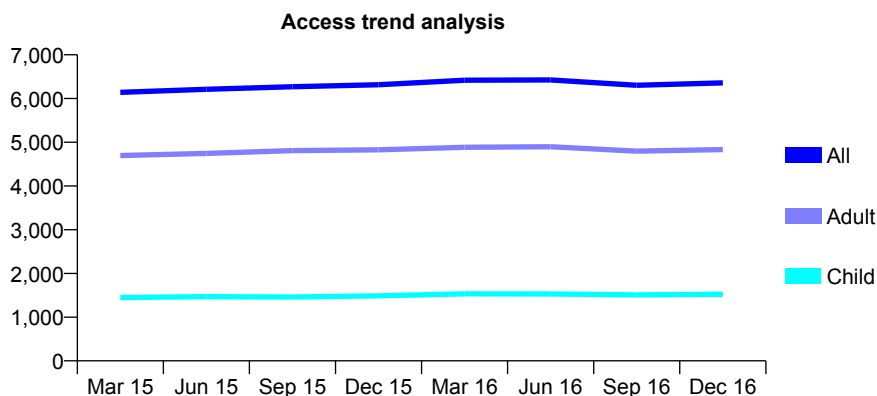
Q70 - Vital Signs At a Glance Contract Report for 101435/0079 - December 2016

Name or company name	IDH Limited
Contract type name	GDS Contract
Purpose of contract	General
Contract start date	02/01/2008
Contract end date	

16/17 Contracted general activity (UDA)	17,000
Carry forward general activity (UDA)	0
16/17 Contracted orthodontic activity (UOA)	0
Carry forward orthodontic activity (UOA)	0
Baseline contract value	£409,003.06

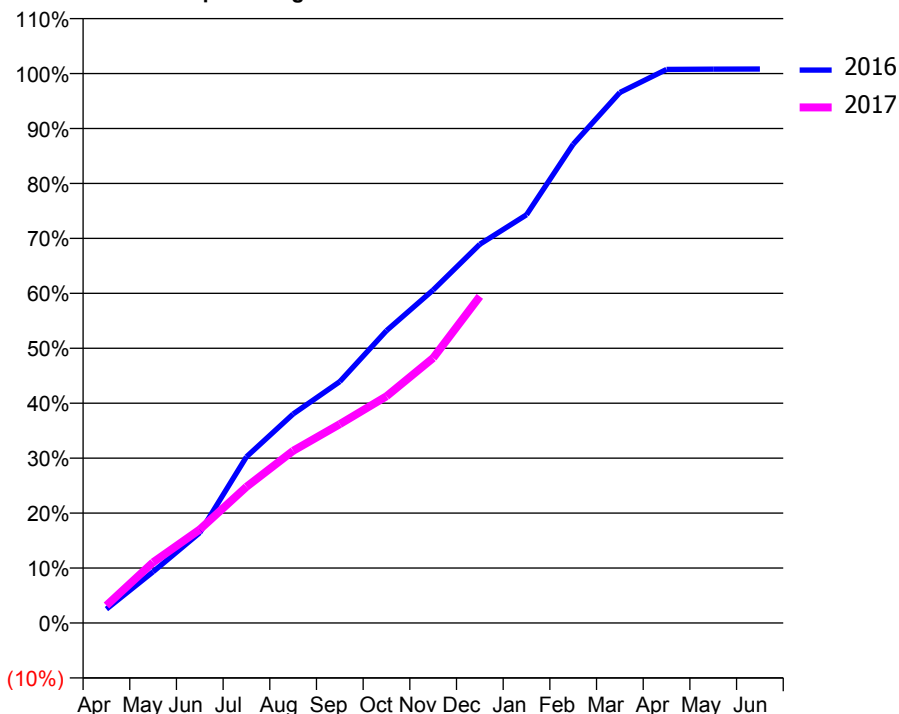
ACCESS*

Patients seen in 24 months	Total	Change since previous quarter
Quarter ending December 2015	6,315	
Quarter ending March 2016	6,418	→
Quarter ending June 2016	6,426	→
Quarter ending September 2016	6,302	↓
Quarter ending December 2016	6,359	→
Variance since December 2015	0.7%	→



ACTIVITY

Cumulative percentage of contracted UDA delivered 2016 & 2017



Month	Adjusted Scheduled Activity (UDA)	
	2016	2017
April	429	544
May	1,584	1,880
June	2,795	2,896
July	5,142	4,215
August	6,468	5,327
September	7,471	6,154
October	9,043	7,017
November	10,305	8,198
December	11,718	10,103
January	12,628	
February	14,811	
March	16,411	
April	17,126	
May	17,134	
June	17,137	

QUALITY

	Quantity	Base Number	Contract	AT	Region	England
% of FP17s for the same patient ID Re-attending within 3 months - Children	90	1,549	5.8%	10.3%	11.9%	12.4%
% of FP17s for the same patient ID Re-attending within 3 months - Adults	465	4,494	10.3%	15.1%	16.5%	16.6%
% of FP17s for the same patient ID Re-attending between 3 & 9 months - Children	992	1,549	64.0%	60.7%	60.2%	57.5%
% of FP17s for the same patient ID Re-attending between 3 & 9 months - Adults	2,702	4,494	60.1%	52.7%	52.0%	50.4%
% of FP17s for Band 1 Urgent Courses	507	5,657	9.0%	9.5%	9.5%	9.1%
% of FP17s Relating to Free Repair or Replacements	36	5,657	0.6%	0.7%	0.7%	0.8%
% of FP17s Relating to Continuations	29	5,657	0.5%	1.3%	1.2%	1.3%
% of Patients satisfied with the dentistry they have received	3	3	N/A	92.6%	92.9%	92.7%
% of Patients satisfied with the time they had to wait for an appointment	3	3	N/A	88.0%	88.8%	88.8%

* This is based on patients treated on this contract for their most recent course of treatment. Figures in italics indicate the base number of FP17s or Patient Questionnaire responses are less than 100. N/A is shown where the base number of responses is less than 10 during the period. % is calculated as Quantity/Base number*100

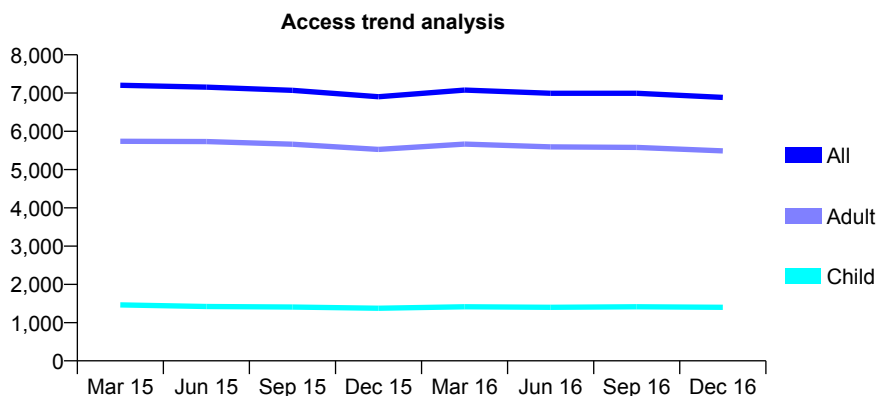
Q70 - Vital Signs At a Glance Contract Report for 101435/0092 - December 2016

Name or company name	IDH Limited
Contract type name	GDS Contract
Purpose of contract	General
Contract start date	01/04/2008
Contract end date	

16/17 Contracted general activity (UDA)	24,000
Carry forward general activity (UDA)	0
16/17 Contracted orthodontic activity (UOA)	0
Carry forward orthodontic activity (UOA)	0
Baseline contract value	£574,578.61

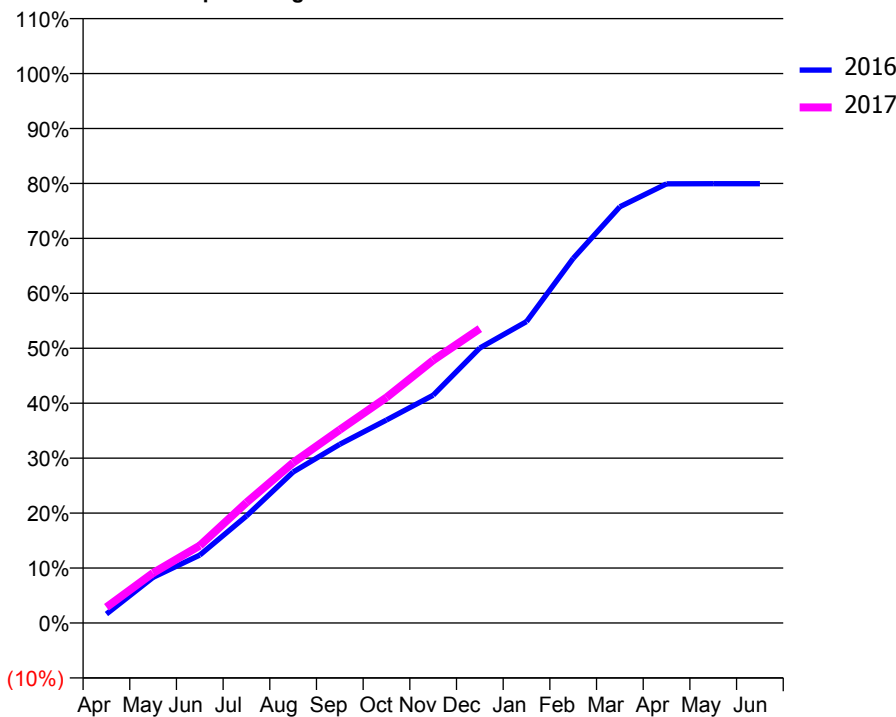
ACCESS*

Patients seen in 24 months	Total	Change since previous quarter
Quarter ending December 2015	6,904	
Quarter ending March 2016	7,079	↑
Quarter ending June 2016	6,994	↓
Quarter ending September 2016	6,993	→
Quarter ending December 2016	6,888	↓
Variance since December 2015	(0.2%)	→



ACTIVITY

Cumulative percentage of contracted UDA delivered 2016 & 2017



Month	Adjusted Scheduled Activity (UDA)	
	2016	2017
April	388	693
May	1,968	2,184
June	2,933	3,380
July	4,619	5,262
August	6,514	7,001
September	7,710	8,439
October	8,756	9,850
November	9,828	11,479
December	11,864	12,854
January	13,002	
February	15,726	
March	17,957	
April	18,946	
May	18,948	
June	18,948	

QUALITY

	Quantity	Base Number	Contract	AT	Region	England
% of FP17s for the same patient ID Re-attending within 3 months - Children	43	1,537	2.8%	10.3%	11.9%	12.4%
% of FP17s for the same patient ID Re-attending within 3 months - Adults	524	5,636	9.3%	15.1%	16.5%	16.6%
% of FP17s for the same patient ID Re-attending between 3 & 9 months - Children	987	1,537	64.2%	60.7%	60.2%	57.5%
% of FP17s for the same patient ID Re-attending between 3 & 9 months - Adults	3,206	5,636	56.9%	52.7%	52.0%	50.4%
% of FP17s for Band 1 Urgent Courses	736	6,797	10.8%	9.5%	9.5%	9.1%
% of FP17s Relating to Free Repair or Replacements	24	6,797	0.4%	0.7%	0.7%	0.8%
% of FP17s Relating to Continuations	50	6,797	0.7%	1.3%	1.2%	1.3%
% of Patients satisfied with the dentistry they have received	12	13	92.3%	92.6%	92.9%	92.7%
% of Patients satisfied with the time they had to wait for an appointment	12	13	92.3%	88.0%	88.8%	88.8%

* This is based on patients treated on this contract for their most recent course of treatment. Figures in italics indicate the base number of FP17s or Patient Questionnaire responses are less than 100. N/A is shown where the base number of responses is less than 10 during the period. % is calculated as Quantity/Base number*100

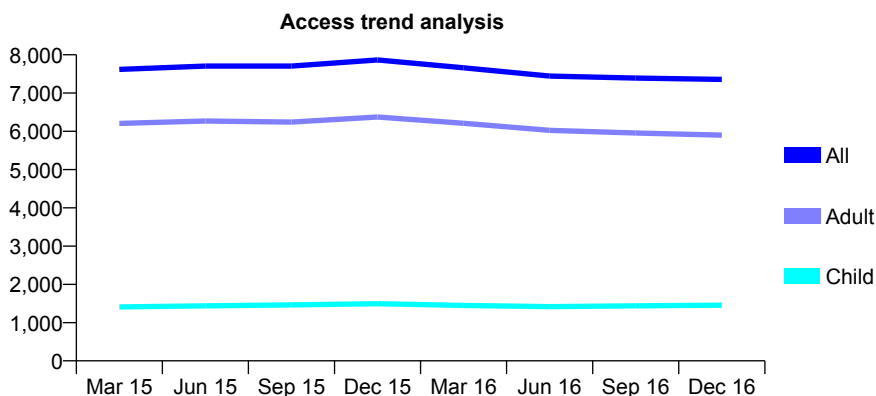
Q70 - Vital Signs At a Glance Contract Report for 101435/0094 - December 2016

Name or company name	IDH Limited
Contract type name	GDS Contract
Purpose of contract	General
Contract start date	01/06/2008
Contract end date	

16/17 Contracted general activity (UDA)	24,500
Carry forward general activity (UDA)	0
16/17 Contracted orthodontic activity (UOA)	0
Carry forward orthodontic activity (UOA)	0
Baseline contract value	£562,528.16

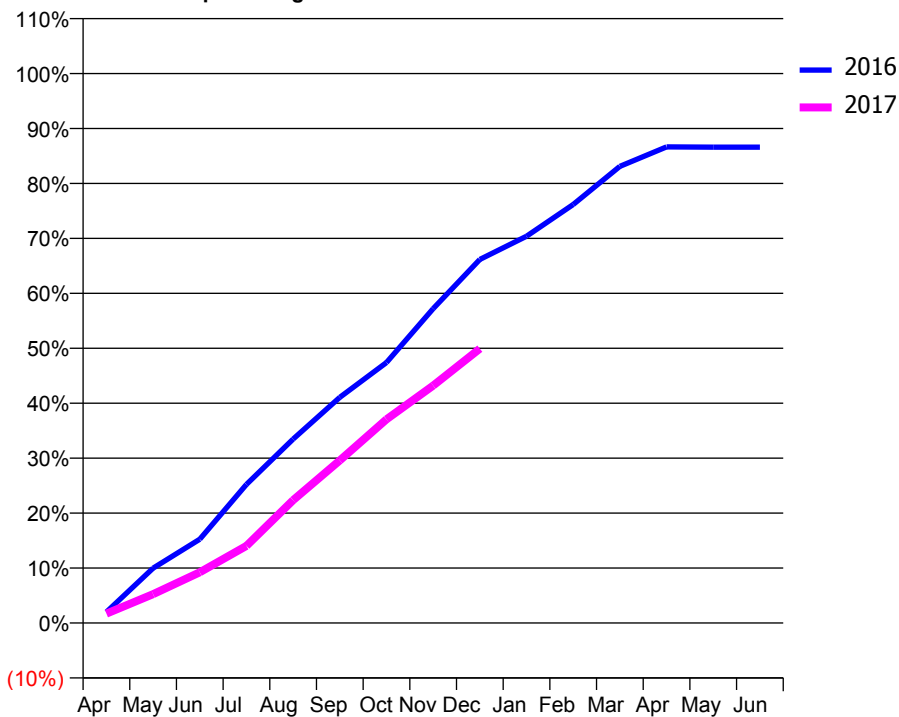
ACCESS*

Patients seen in 24 months	Total	Change since previous quarter
Quarter ending December 2015	7,866	
Quarter ending March 2016	7,660	↓
Quarter ending June 2016	7,443	↓
Quarter ending September 2016	7,393	→
Quarter ending December 2016	7,357	→
Variance since December 2015	(6.5%)	↓



ACTIVITY

Cumulative percentage of contracted UDA delivered 2016 & 2017



Month	Adjusted Scheduled Activity (UDA)	
	2016	2017
April	488	417
May	2,445	1,285
June	3,739	2,264
July	6,183	3,439
August	8,201	5,478
September	10,064	7,248
October	11,616	9,083
November	14,015	10,584
December	16,210	12,234
January	17,244	
February	18,662	
March	20,358	
April	21,226	
May	21,218	
June	21,218	

QUALITY

	Quantity	Base Number	Contract	AT	Region	England
% of FP17s for the same patient ID Re-attending within 3 months - Children	81	1,261	6.4%	10.3%	11.9%	12.4%
% of FP17s for the same patient ID Re-attending within 3 months - Adults	907	5,358	16.9%	15.1%	16.5%	16.6%
% of FP17s for the same patient ID Re-attending between 3 & 9 months - Children	510	1,261	40.4%	60.7%	60.2%	57.5%
% of FP17s for the same patient ID Re-attending between 3 & 9 months - Adults	2,278	5,358	42.5%	52.7%	52.0%	50.4%
% of FP17s for Band 1 Urgent Courses	750	6,284	11.9%	9.5%	9.5%	9.1%
% of FP17s Relating to Free Repair or Replacements	78	6,284	1.2%	0.7%	0.7%	0.8%
% of FP17s Relating to Continuations	196	6,284	3.1%	1.3%	1.2%	1.3%
% of Patients satisfied with the dentistry they have received	9	9	N/A	92.6%	92.9%	92.7%
% of Patients satisfied with the time they had to wait for an appointment	4	9	N/A	88.0%	88.8%	88.8%

* This is based on patients treated on this contract for their most recent course of treatment. Figures in italics indicate the base number of FP17s or Patient Questionnaire responses are less than 100. N/A is shown where the base number of responses is less than 10 during the period. % is calculated as Quantity/Base number*100

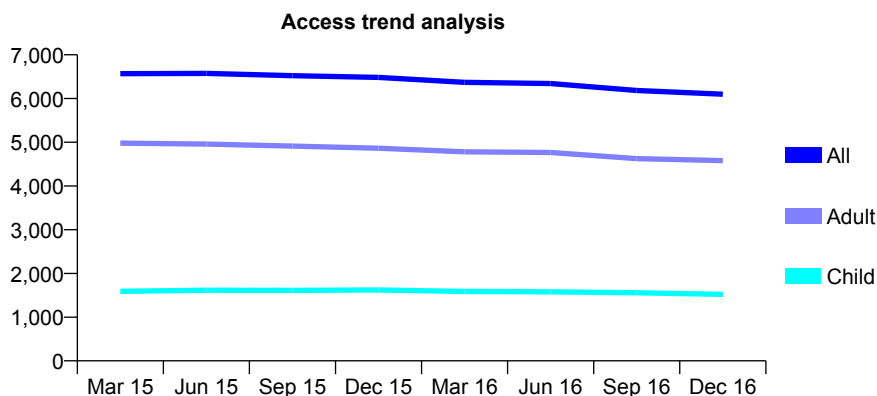
Q70 - Vital Signs At a Glance Contract Report for 101435/0104 - December 2016

Name or company name	IDH Limited
Contract type name	GDS Contract
Purpose of contract	General
Contract start date	01/08/2008
Contract end date	

16/17 Contracted general activity (UDA)	23,748
Carry forward general activity (UDA)	0
16/17 Contracted orthodontic activity (UOA)	0
Carry forward orthodontic activity (UOA)	0
Baseline contract value	£577,144.50

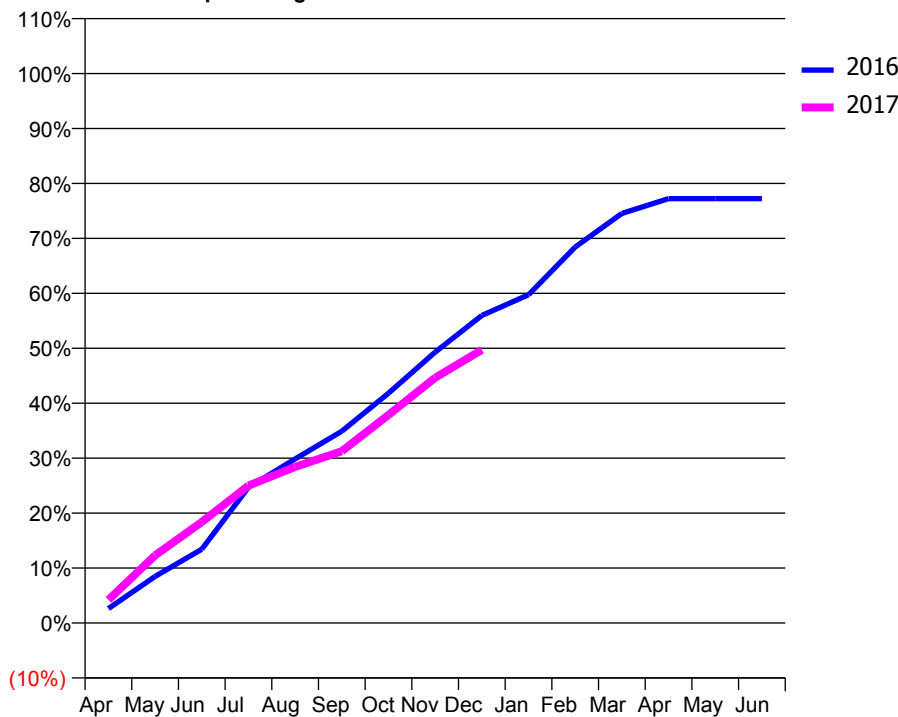
ACCESS*

Patients seen in 24 months	Total	Change since previous quarter
Quarter ending December 2015	6,483	
Quarter ending March 2016	6,369	↓
Quarter ending June 2016	6,344	→
Quarter ending September 2016	6,183	↓
Quarter ending December 2016	6,100	↓
Variance since December 2015	(5.9%)	↓



ACTIVITY

Cumulative percentage of contracted UDA delivered 2016 & 2017



Month	Adjusted Scheduled Activity (UDA)	
	2016	2017
April	594	1,001
May	1,910	2,925
June	3,023	4,363
July	5,554	5,937
August	6,721	6,744
September	7,856	7,424
October	9,413	8,993
November	11,095	10,601
December	12,595	11,805
January	13,442	
February	15,396	
March	16,770	
April	17,376	
May	17,376	
June	17,379	

QUALITY

	Quantity	Base Number	Contract	AT	Region	England
% of FP17s for the same patient ID Re-attending within 3 months - Children	91	1,547	5.9%	10.3%	11.9%	12.4%
% of FP17s for the same patient ID Re-attending within 3 months - Adults	433	4,334	10.0%	15.1%	16.5%	16.6%
% of FP17s for the same patient ID Re-attending between 3 & 9 months - Children	947	1,547	61.2%	60.7%	60.2%	57.5%
% of FP17s for the same patient ID Re-attending between 3 & 9 months - Adults	2,586	4,334	59.7%	52.7%	52.0%	50.4%
% of FP17s for Band 1 Urgent Courses	343	5,632	6.1%	9.5%	9.5%	9.1%
% of FP17s Relating to Free Repair or Replacements	27	5,632	0.5%	0.7%	0.7%	0.8%
% of FP17s Relating to Continuations	40	5,632	0.7%	1.3%	1.2%	1.3%
% of Patients satisfied with the dentistry they have received	2	2	N/A	92.6%	92.9%	92.7%
% of Patients satisfied with the time they had to wait for an appointment	2	2	N/A	88.0%	88.8%	88.8%

* This is based on patients treated on this contract for their most recent course of treatment. Figures in italics indicate the base number of FP17s or Patient Questionnaire responses are less than 100. N/A is shown where the base number of responses is less than 10 during the period. % is calculated as Quantity/Base number*100

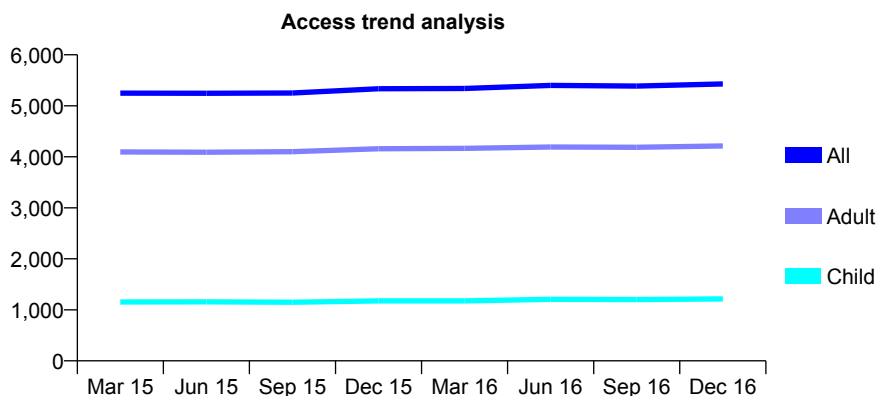
Q70 - Vital Signs At a Glance Contract Report for 101435/0105 - December 2016

Name or company name	IDH Limited
Contract type name	GDS Contract
Purpose of contract	General
Contract start date	01/08/2008
Contract end date	

16/17 Contracted general activity (UDA)	15,000
Carry forward general activity (UDA)	0
16/17 Contracted orthodontic activity (UOA)	0
Carry forward orthodontic activity (UOA)	0
Baseline contract value	£358,982.69

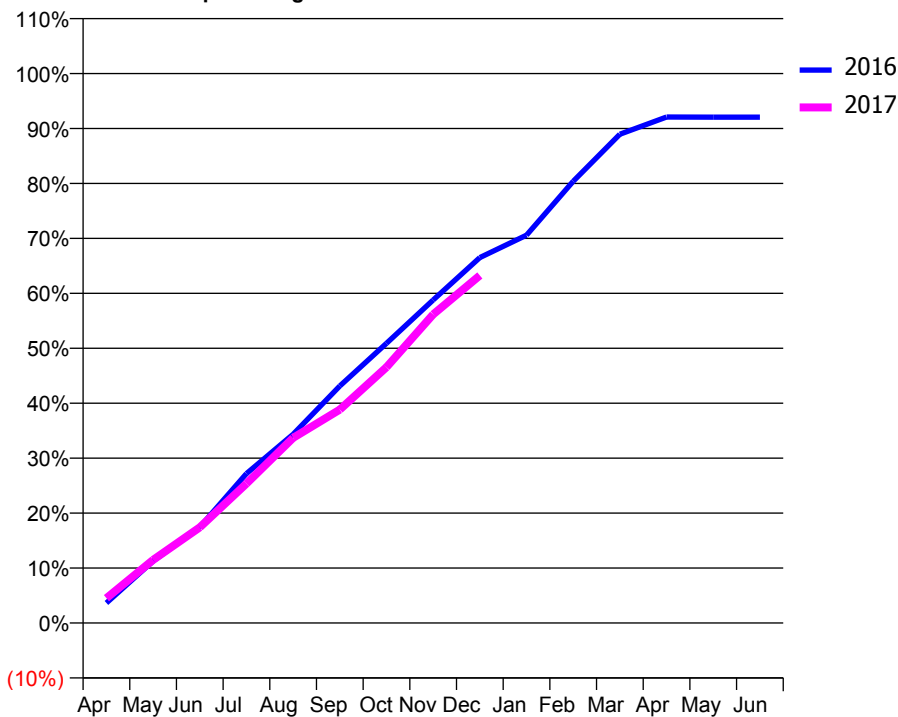
ACCESS*

Patients seen in 24 months	Total	Change since previous quarter
Quarter ending December 2015	5,335	
Quarter ending March 2016	5,339	→
Quarter ending June 2016	5,399	→
Quarter ending September 2016	5,388	→
Quarter ending December 2016	5,428	→
Variance since December 2015	1.7%	→



ACTIVITY

Cumulative percentage of contracted UDA delivered 2016 & 2017



Month	Adjusted Scheduled Activity (UDA)	
	2016	2017
April	549	679
May	1,691	1,723
June	2,620	2,611
July	4,079	3,807
August	5,152	5,055
September	6,471	5,824
October	7,634	6,984
November	8,820	8,426
December	9,976	9,488
January	10,588	
February	12,057	
March	13,342	
April	13,811	
May	13,808	
June	13,808	

QUALITY

	Quantity	Base Number	Contract	AT	Region	England
% of FP17s for the same patient ID Re-attending within 3 months - Children	58	1,413	4.1%	10.3%	11.9%	12.4%
% of FP17s for the same patient ID Re-attending within 3 months - Adults	434	4,276	10.1%	15.1%	16.5%	16.6%
% of FP17s for the same patient ID Re-attending between 3 & 9 months - Children	875	1,413	61.9%	60.7%	60.2%	57.5%
% of FP17s for the same patient ID Re-attending between 3 & 9 months - Adults	2,557	4,276	59.8%	52.7%	52.0%	50.4%
% of FP17s for Band 1 Urgent Courses	432	5,413	8.0%	9.5%	9.5%	9.1%
% of FP17s Relating to Free Repair or Replacements	31	5,413	0.6%	0.7%	0.7%	0.8%
% of FP17s Relating to Continuations	36	5,413	0.7%	1.3%	1.2%	1.3%
% of Patients satisfied with the dentistry they have received	10	11	90.9%	92.6%	92.9%	92.7%
% of Patients satisfied with the time they had to wait for an appointment	10	11	90.9%	88.0%	88.8%	88.8%

* This is based on patients treated on this contract for their most recent course of treatment. Figures in italics indicate the base number of FP17s or Patient Questionnaire responses are less than 100. N/A is shown where the base number of responses is less than 10 during the period. % is calculated as Quantity/Base number*100

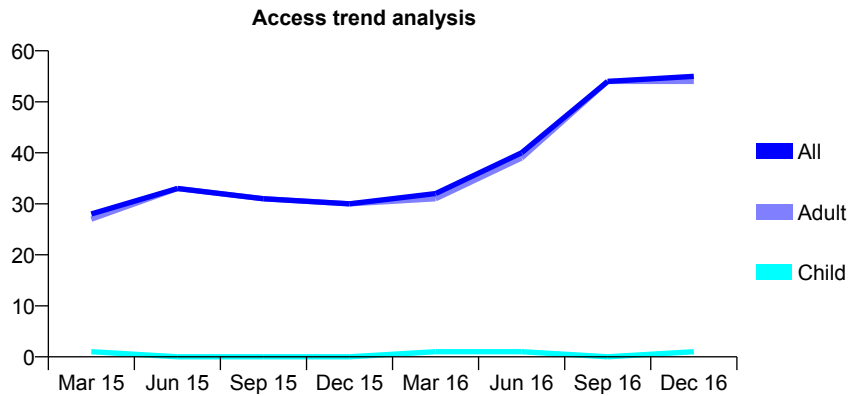
Q70 - Vital Signs At a Glance Contract Report for 101435/0133 - December 2016

Name or company name	IDH Limited
Contract type name	GDS Contract
Purpose of contract	General
Contract start date	01/04/2010
Contract end date	

16/17 Contracted general activity (UDA)	310
Carry forward general activity (UDA)	0
16/17 Contracted orthodontic activity (UOA)	0
Carry forward orthodontic activity (UOA)	0
Baseline contract value	£0.00

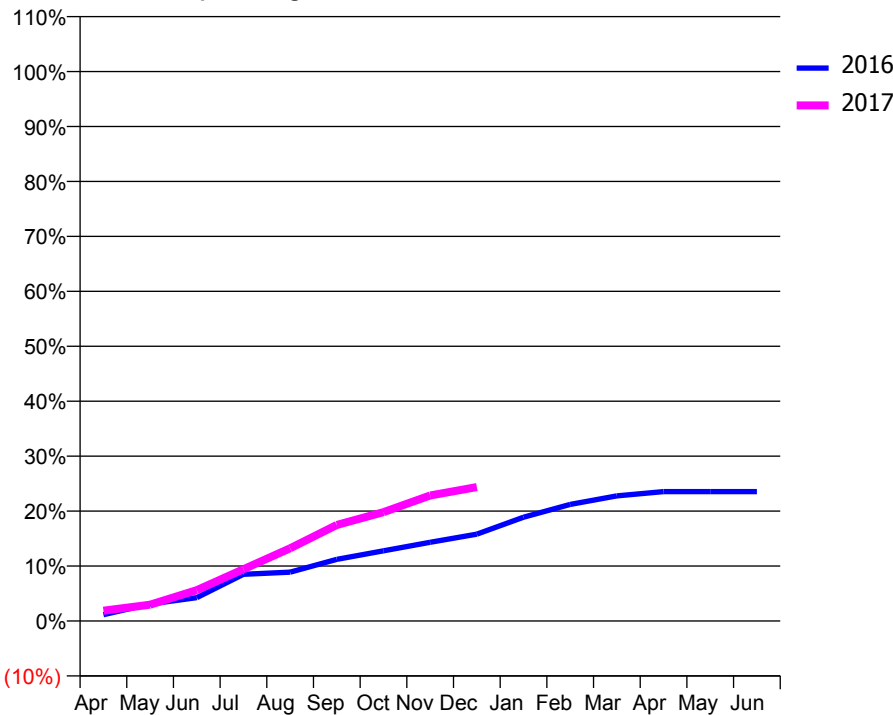
ACCESS*

Patients seen in 24 months	Total	Change since previous quarter
Quarter ending December 2015	30	
Quarter ending March 2016	32	↑
Quarter ending June 2016	40	↑
Quarter ending September 2016	54	↑
Quarter ending December 2016	55	→
Variance since December 2015	83.3%	↑



ACTIVITY

Cumulative percentage of contracted UDA delivered 2016 & 2017



Month	Adjusted Scheduled Activity (UDA)	
	2016	2017
April	4	6
May	10	9
June	13	17
July	26	29
August	28	41
September	35	54
October	40	61
November	44	71
December	49	76
January	59	
February	66	
March	71	
April	73	
May	73	
June	73	

QUALITY

	Quantity	Base Number	Contract	AT	Region	England
% of FP17s for the same patient ID Re-attending within 3 months - Children	0	4	0.0%	10.3%	11.9%	12.4%
% of FP17s for the same patient ID Re-attending within 3 months - Adults	0	62	0.0%	15.1%	16.5%	16.6%
% of FP17s for the same patient ID Re-attending between 3 & 9 months - Children	0	4	0.0%	60.7%	60.2%	57.5%
% of FP17s for the same patient ID Re-attending between 3 & 9 months - Adults	0	62	0.0%	52.7%	52.0%	50.4%
% of FP17s for Band 1 Urgent Courses	58	64	90.6%	9.5%	9.5%	9.1%
% of FP17s Relating to Free Repair or Replacements	0	64	0.0%	0.7%	0.7%	0.8%
% of FP17s Relating to Continuations	0	64	0.0%	1.3%	1.2%	1.3%
% of Patients satisfied with the dentistry they have received	0	0	N/A	92.6%	92.9%	92.7%
% of Patients satisfied with the time they had to wait for an appointment	0	0	N/A	88.0%	88.8%	88.8%

* This is based on patients treated on this contract for their most recent course of treatment. Figures in italics indicate the base number of FP17s or Patient Questionnaire responses are less than 100. N/A is shown where the base number of responses is less than 10 during the period. % is calculated as Quantity/Base number*100

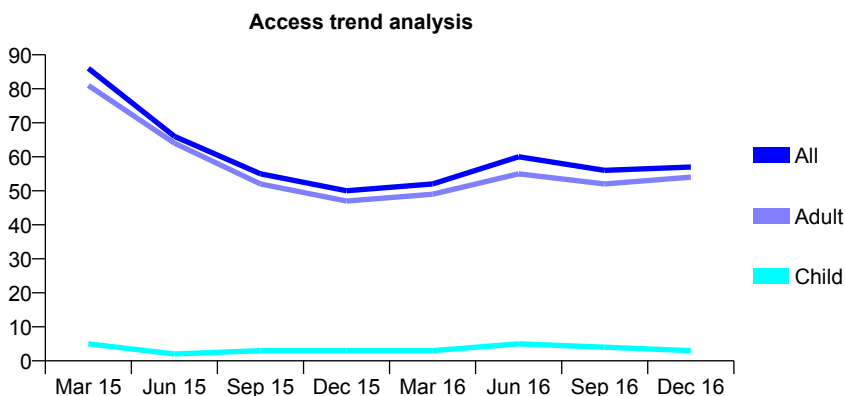
Q70 - Vital Signs At a Glance Contract Report for 101435/0136 - December 2016

Name or company name	IDH Limited
Contract type name	GDS Contract
Purpose of contract	General
Contract start date	01/04/2010
Contract end date	

16/17 Contracted general activity (UDA)	373
Carry forward general activity (UDA)	0
16/17 Contracted orthodontic activity (UOA)	0
Carry forward orthodontic activity (UOA)	0
Baseline contract value	£0.00

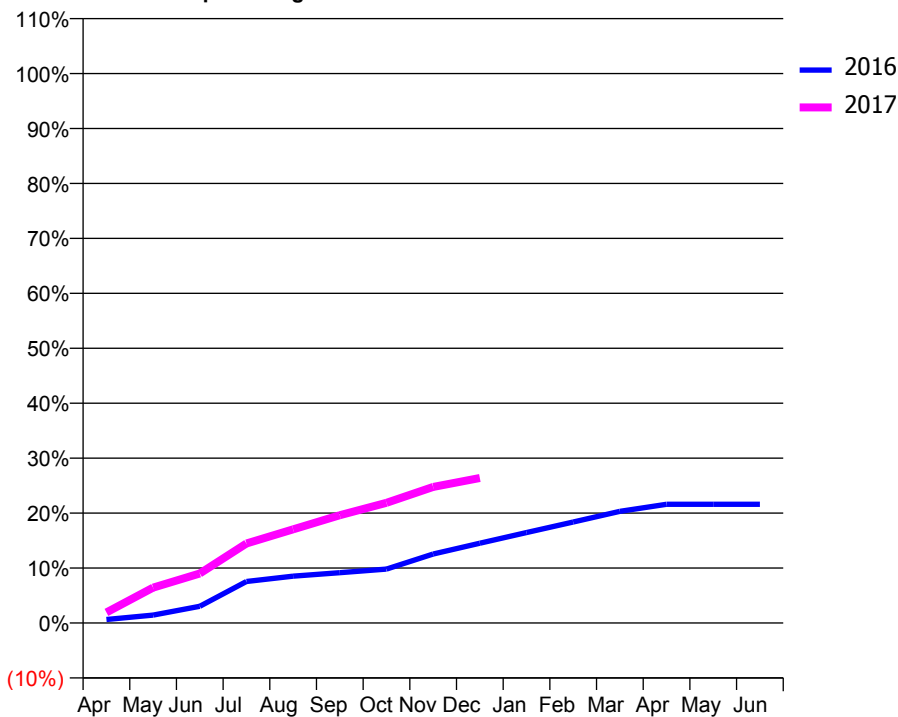
ACCESS*

Patients seen in 24 months	Total	Change since previous quarter
Quarter ending December 2015	50	
Quarter ending March 2016	52	↑
Quarter ending June 2016	60	↑
Quarter ending September 2016	56	↓
Quarter ending December 2016	57	→
Variance since December 2015	14.0%	↑



ACTIVITY

Cumulative percentage of contracted UDA delivered 2016 & 2017



Month	Adjusted Scheduled Activity (UDA)	
	2016	2017
April	2	7
May	5	24
June	11	34
July	28	54
August	32	64
September	34	73
October	37	82
November	47	92
December	54	98
January	61	
February	69	
March	76	
April	81	
May	81	
June	81	

QUALITY

	Quantity	Base Number	Contract	AT	Region	England
% of FP17s for the same patient ID Re-attending within 3 months - Children	0	4	0.0%	10.3%	11.9%	12.4%
% of FP17s for the same patient ID Re-attending within 3 months - Adults	1	82	1.2%	15.1%	16.5%	16.6%
% of FP17s for the same patient ID Re-attending between 3 & 9 months - Children	0	4	0.0%	60.7%	60.2%	57.5%
% of FP17s for the same patient ID Re-attending between 3 & 9 months - Adults	0	82	0.0%	52.7%	52.0%	50.4%
% of FP17s for Band 1 Urgent Courses	82	82	100.0%	9.5%	9.5%	9.1%
% of FP17s Relating to Free Repair or Replacements	0	82	0.0%	0.7%	0.7%	0.8%
% of FP17s Relating to Continuations	0	82	0.0%	1.3%	1.2%	1.3%
% of Patients satisfied with the dentistry they have received	0	0	N/A	92.6%	92.9%	92.7%
% of Patients satisfied with the time they had to wait for an appointment	0	0	N/A	88.0%	88.8%	88.8%

* This is based on patients treated on this contract for their most recent course of treatment. Figures in italics indicate the base number of FP17s or Patient Questionnaire responses are less than 100. N/A is shown where the base number of responses is less than 10 during the period. % is calculated as Quantity/Base number*100

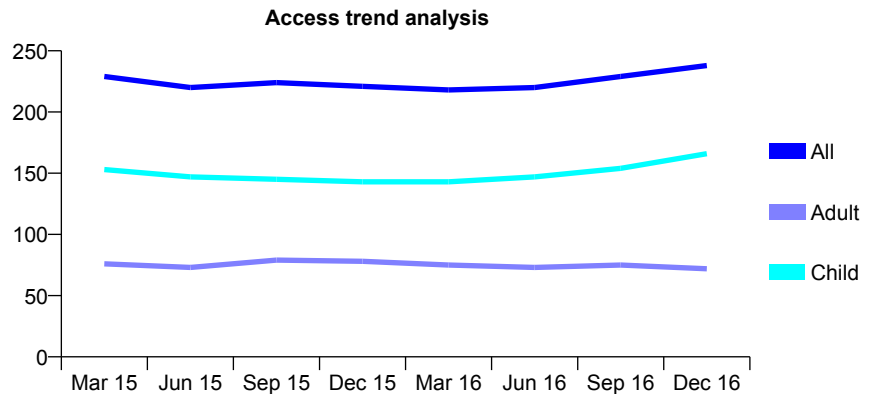
Q70 - Vital Signs At a Glance Contract Report for 101680/0001 - December 2016

Name or company name	Mrs S Robinson
Contract type name	GDS Contract
Purpose of contract	General
Contract start date	01/09/2012
Contract end date	

16/17 Contracted general activity (UDA)	600
Carry forward general activity (UDA)	0
16/17 Contracted orthodontic activity (UOA)	0
Carry forward orthodontic activity (UOA)	0
Baseline contract value	£12,980.77

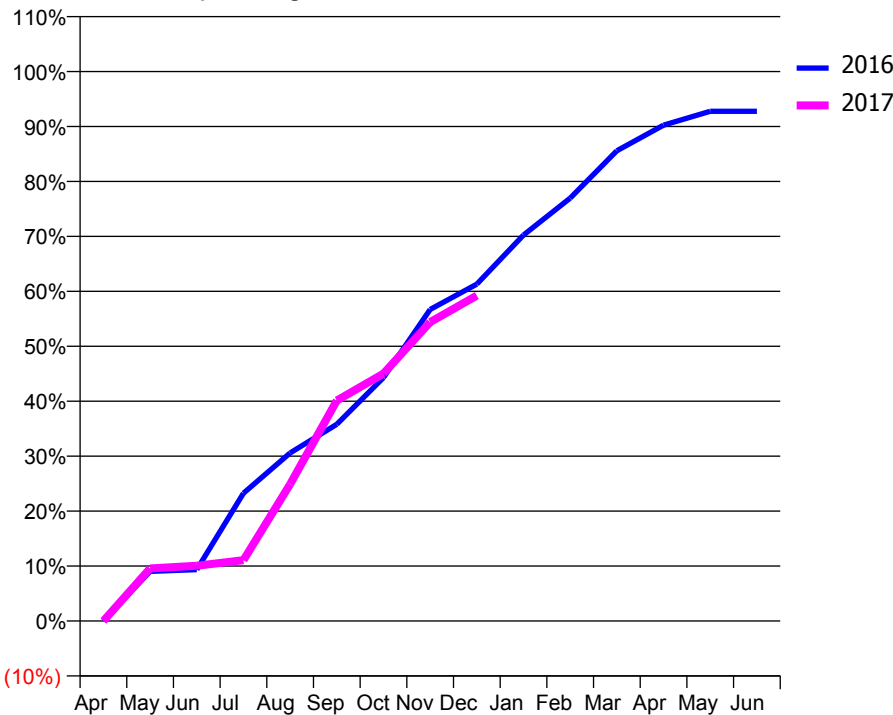
ACCESS*

Patients seen in 24 months	Total	Change since previous quarter
Quarter ending December 2015	221	
Quarter ending March 2016	218	↓
Quarter ending June 2016	220	→
Quarter ending September 2016	229	↑
Quarter ending December 2016	238	↑
Variance since December 2015	7.7%	↑



ACTIVITY

Cumulative percentage of contracted UDA delivered 2016 & 2017



Month	Adjusted Scheduled Activity (UDA)	
	2016	2017
April	0	0
May	54	57
June	56	60
July	140	66
August	184	149
September	215	241
October	266	270
November	340	326
December	368	355
January	421	
February	462	
March	513	
April	541	
May	557	
June	557	

QUALITY

	Quantity	Base Number	Contract	AT	Region	England
% of FP17s for the same patient ID Re-attending within 3 months - Children	23	205	11.2%	10.3%	11.9%	12.4%
% of FP17s for the same patient ID Re-attending within 3 months - Adults	19	73	26.0%	15.1%	16.5%	16.6%
% of FP17s for the same patient ID Re-attending between 3 & 9 months - Children	122	205	59.5%	60.7%	60.2%	57.5%
% of FP17s for the same patient ID Re-attending between 3 & 9 months - Adults	35	73	47.9%	52.7%	52.0%	50.4%
% of FP17s for Band 1 Urgent Courses	17	247	6.9%	9.5%	9.5%	9.1%
% of FP17s Relating to Free Repair or Replacements	0	247	0.0%	0.7%	0.7%	0.8%
% of FP17s Relating to Continuations	0	247	0.0%	1.3%	1.2%	1.3%
% of Patients satisfied with the dentistry they have received	1	1	N/A	92.6%	92.9%	92.7%
% of Patients satisfied with the time they had to wait for an appointment	1	1	N/A	88.0%	88.8%	88.8%

* This is based on patients treated on this contract for their most recent course of treatment. Figures in italics indicate the base number of FP17s or Patient Questionnaire responses are less than 100. N/A is shown where the base number of responses is less than 10 during the period. % is calculated as Quantity/Base number*100

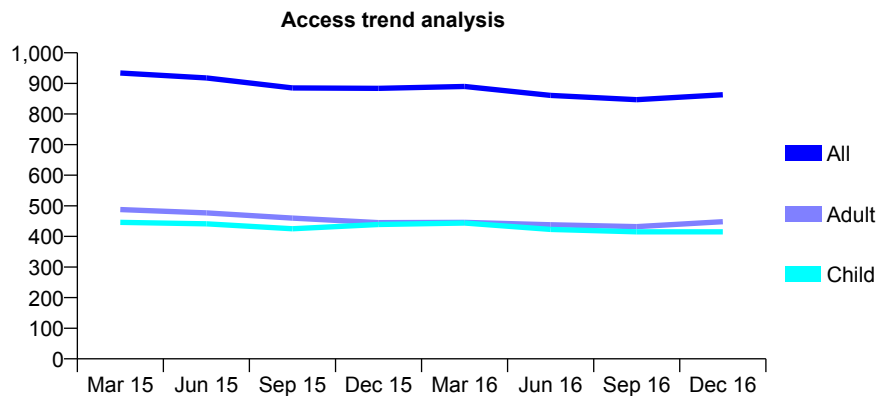
Q70 - Vital Signs At a Glance Contract Report for 101923/0001 - December 2016

Name or company name	Bounty Road Dental Practice Partnership
Contract type name	GDS Contract
Purpose of contract	General
Contract start date	01/04/2009
Contract end date	

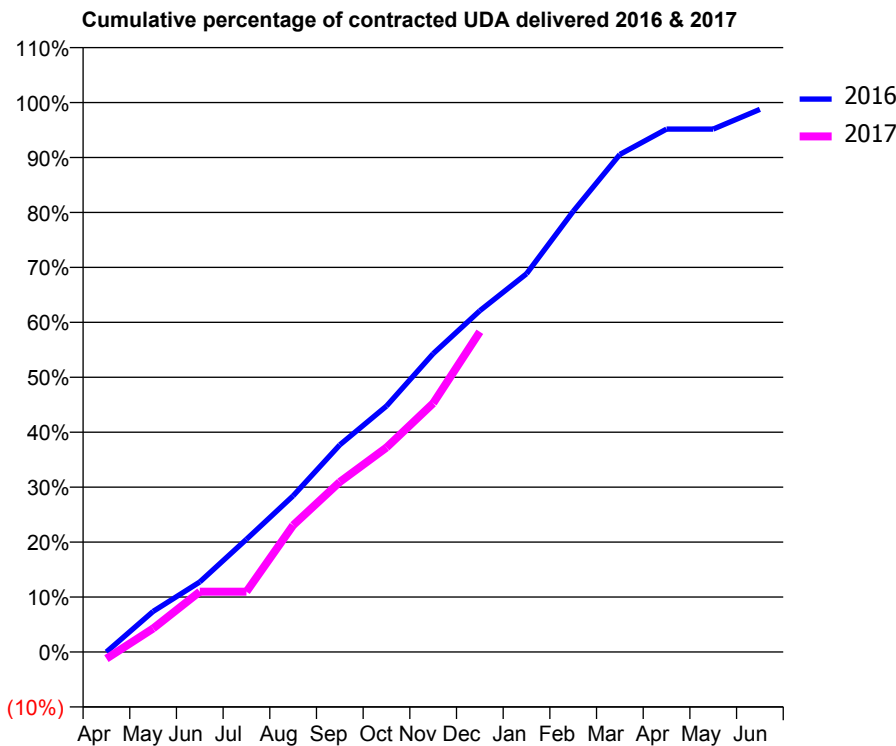
16/17 Contracted general activity (UDA)	3,000
Carry forward general activity (UDA)	37
16/17 Contracted orthodontic activity (UOA)	0
Carry forward orthodontic activity (UOA)	0
Baseline contract value	£65,076.78

ACCESS*

Patients seen in 24 months	Total	Change since previous quarter
Quarter ending December 2015	884	
Quarter ending March 2016	890	→
Quarter ending June 2016	861	↓
Quarter ending September 2016	847	↓
Quarter ending December 2016	863	→
Variance since December 2015	(2.4%)	↓



ACTIVITY



Month	Adjusted Scheduled Activity (UDA)	
	2016	2017
April	0	-37
May	222	129
June	382	329
July	616	329
August	853	692
September	1,131	929
October	1,343	1,117
November	1,629	1,358
December	1,863	1,748
January	2,065	
February	2,405	
March	2,716	
April	2,855	
May	2,855	
June	2,963	

QUALITY

	Quantity	Base Number	Contract	AT	Region	England
% of FP17s for the same patient ID Re-attending within 3 months - Children	46	502	9.2%	10.3%	11.9%	12.4%
% of FP17s for the same patient ID Re-attending within 3 months - Adults	56	407	13.8%	15.1%	16.5%	16.6%
% of FP17s for the same patient ID Re-attending between 3 & 9 months - Children	316	502	62.9%	60.7%	60.2%	57.5%
% of FP17s for the same patient ID Re-attending between 3 & 9 months - Adults	200	407	49.1%	52.7%	52.0%	50.4%
% of FP17s for Band 1 Urgent Courses	70	839	8.3%	9.5%	9.5%	9.1%
% of FP17s Relating to Free Repair or Replacements	4	839	0.5%	0.7%	0.7%	0.8%
% of FP17s Relating to Continuations	14	839	1.7%	1.3%	1.2%	1.3%
% of Patients satisfied with the dentistry they have received	8	8	N/A	92.6%	92.9%	92.7%
% of Patients satisfied with the time they had to wait for an appointment	7	8	N/A	88.0%	88.8%	88.8%

* This is based on patients treated on this contract for their most recent course of treatment. Figures in italics indicate the base number of FP17s or Patient Questionnaire responses are less than 100. N/A is shown where the base number of responses is less than 10 during the period. % is calculated as Quantity/Base number*100

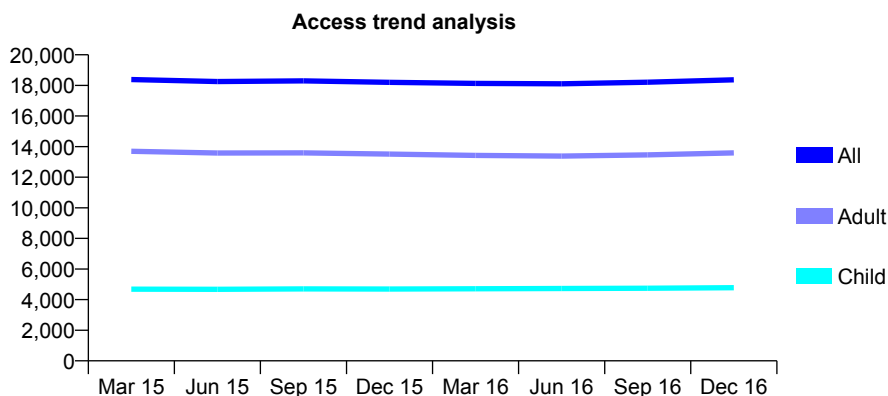
Q70 - Vital Signs At a Glance Contract Report for 102482/0001 - December 2016

Name or company name	Marfield Saint James Partnership
Contract type name	GDS Contract
Purpose of contract	General
Contract start date	01/04/2011
Contract end date	

16/17 Contracted general activity (UDA)	45,758
Carry forward general activity (UDA)	233
16/17 Contracted orthodontic activity (UOA)	0
Carry forward orthodontic activity (UOA)	0
Baseline contract value	£1,473,661.32

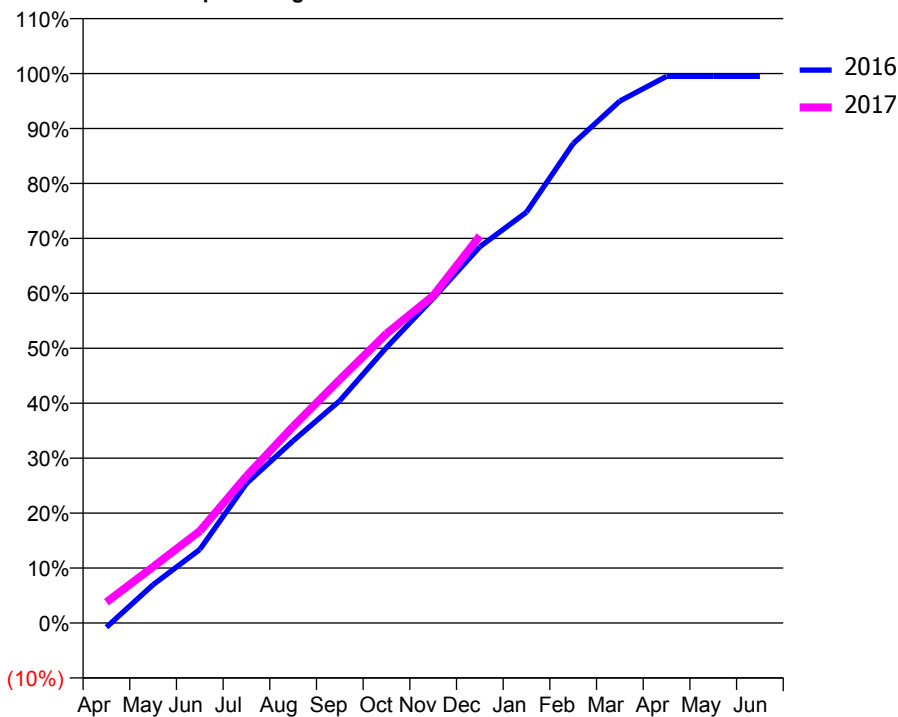
ACCESS*

Patients seen in 24 months	Total	Change since previous quarter
Quarter ending December 2015	18,201	
Quarter ending March 2016	18,130	→
Quarter ending June 2016	18,107	→
Quarter ending September 2016	18,206	→
Quarter ending December 2016	18,369	→
Variance since December 2015	0.9%	→



ACTIVITY

Cumulative percentage of contracted UDA delivered 2016 & 2017



Month	Adjusted Scheduled Activity (UDA)	
	2016	2017
April	-359	1,732
May	3,187	4,675
June	6,123	7,659
July	11,622	12,228
August	15,170	16,368
September	18,513	20,282
October	22,949	24,097
November	27,049	27,258
December	31,328	32,236
January	34,220	
February	39,927	
March	43,471	
April	45,516	
May	45,525	
June	45,525	

QUALITY

	Quantity	Base Number	Contract	AT	Region	England
% of FP17s for the same patient ID Re-attending within 3 months - Children	320	5,724	5.6%	10.3%	11.9%	12.4%
% of FP17s for the same patient ID Re-attending within 3 months - Adults	1,657	15,152	10.9%	15.1%	16.5%	16.6%
% of FP17s for the same patient ID Re-attending between 3 & 9 months - Children	3,923	5,724	68.5%	60.7%	60.2%	57.5%
% of FP17s for the same patient ID Re-attending between 3 & 9 months - Adults	9,922	15,152	65.5%	52.7%	52.0%	50.4%
% of FP17s for Band 1 Urgent Courses	1,319	19,736	6.7%	9.5%	9.5%	9.1%
% of FP17s Relating to Free Repair or Replacements	87	19,736	0.4%	0.7%	0.7%	0.8%
% of FP17s Relating to Continuations	65	19,736	0.3%	1.3%	1.2%	1.3%
% of Patients satisfied with the dentistry they have received	27	27	100.0%	92.6%	92.9%	92.7%
% of Patients satisfied with the time they had to wait for an appointment	26	27	96.3%	88.0%	88.8%	88.8%

* This is based on patients treated on this contract for their most recent course of treatment. Figures in italics indicate the base number of FP17s or Patient Questionnaire responses are less than 100. N/A is shown where the base number of responses is less than 10 during the period. % is calculated as Quantity/Base number*100

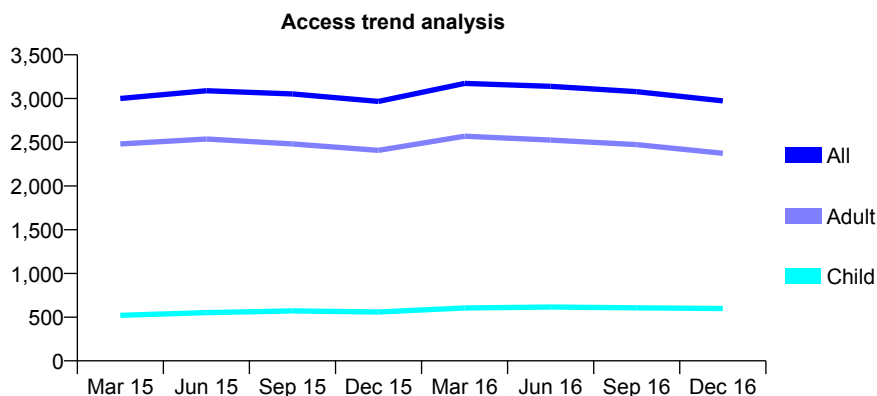
Q70 - Vital Signs At a Glance Contract Report for 102571/0001 - December 2016

Name or company name	Dr R Mihoc
Contract type name	GDS Contract
Purpose of contract	General
Contract start date	01/07/2010
Contract end date	

16/17 Contracted general activity (UDA)	6,421
Carry forward general activity (UDA)	28
16/17 Contracted orthodontic activity (UOA)	0
Carry forward orthodontic activity (UOA)	0
Baseline contract value	£136,758.75

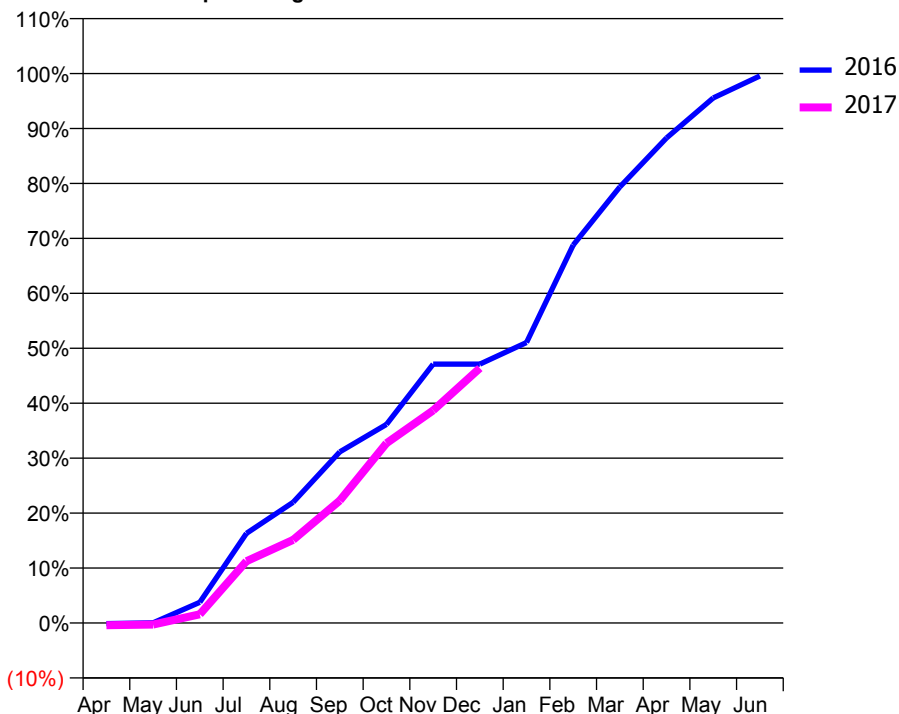
ACCESS*

Patients seen in 24 months	Total	Change since previous quarter
Quarter ending December 2015	2,967	
Quarter ending March 2016	3,173	↑
Quarter ending June 2016	3,140	↓
Quarter ending September 2016	3,079	↓
Quarter ending December 2016	2,973	↓
Variance since December 2015	0.2%	→



ACTIVITY

Cumulative percentage of contracted UDA delivered 2016 & 2017



Month	Adjusted Scheduled Activity (UDA)	
	2016	2017
April	-9	-28
May	3	-19
June	242	102
July	1,048	722
August	1,411	972
September	2,000	1,431
October	2,320	2,101
November	3,025	2,484
December	3,026	2,979
January	3,278	
February	4,416	
March	5,096	
April	5,669	
May	6,136	
June	6,393	

QUALITY

	Quantity	Base Number	Contract	AT	Region	England
% of FP17s for the same patient ID Re-attending within 3 months - Children	11	440	2.5%	10.3%	11.9%	12.4%
% of FP17s for the same patient ID Re-attending within 3 months - Adults	73	1,632	4.5%	15.1%	16.5%	16.6%
% of FP17s for the same patient ID Re-attending between 3 & 9 months - Children	215	440	48.9%	60.7%	60.2%	57.5%
% of FP17s for the same patient ID Re-attending between 3 & 9 months - Adults	819	1,632	50.2%	52.7%	52.0%	50.4%
% of FP17s for Band 1 Urgent Courses	1	1,461	0.1%	9.5%	9.5%	9.1%
% of FP17s Relating to Free Repair or Replacements	0	1,461	0.0%	0.7%	0.7%	0.8%
% of FP17s Relating to Continuations	0	1,461	0.0%	1.3%	1.2%	1.3%
% of Patients satisfied with the dentistry they have received	8	8	N/A	92.6%	92.9%	92.7%
% of Patients satisfied with the time they had to wait for an appointment	8	8	N/A	88.0%	88.8%	88.8%

* This is based on patients treated on this contract for their most recent course of treatment. Figures in italics indicate the base number of FP17s or Patient Questionnaire responses are less than 100. N/A is shown where the base number of responses is less than 10 during the period. % is calculated as Quantity/Base number*100

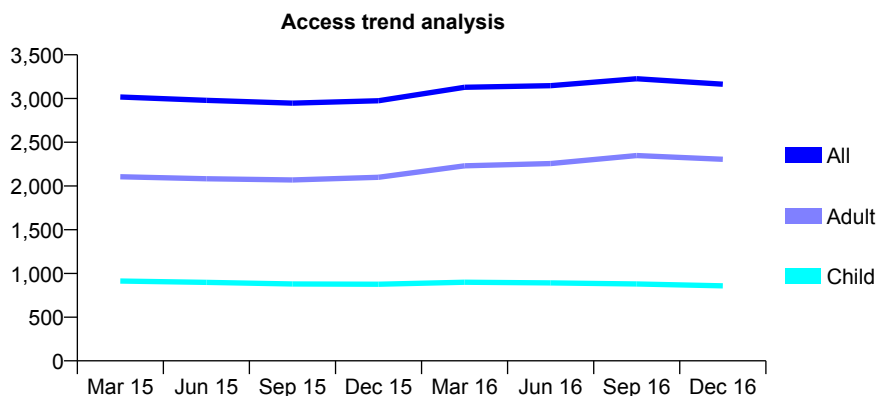
Q70 - Vital Signs At a Glance Contract Report for 102938/0001 - December 2016

Name or company name	Milford Dental Practice Partnership
Contract type name	GDS Contract
Purpose of contract	General and Orthodontic
Contract start date	01/04/2011
Contract end date	

16/17 Contracted general activity (UDA)	10,405
Carry forward general activity (UDA)	97
16/17 Contracted orthodontic activity (UOA)	2,368
Carry forward orthodontic activity (UOA)	11
Baseline contract value	£394,270.70

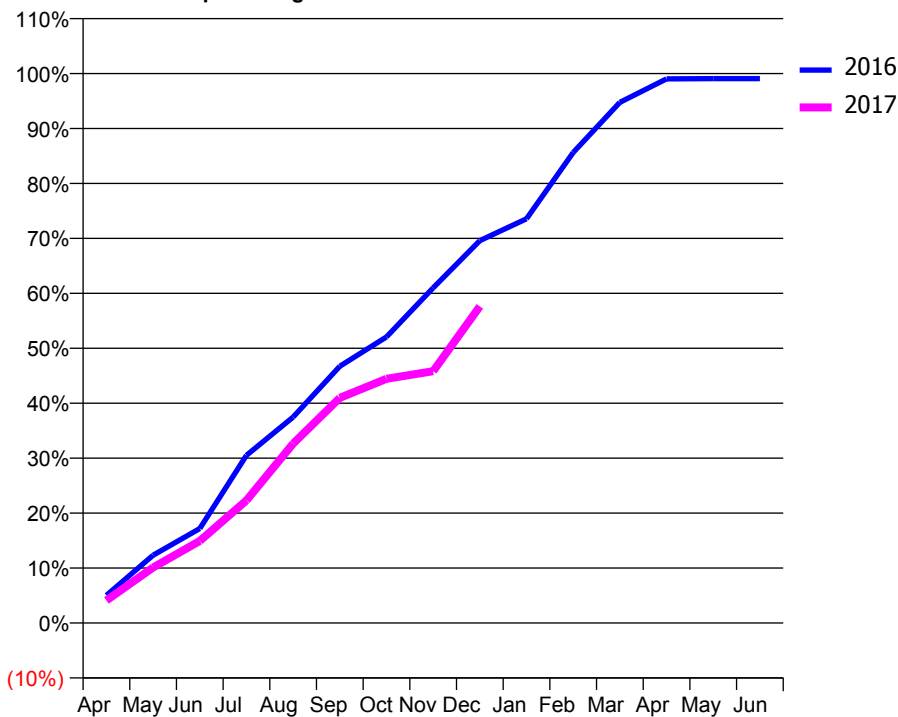
ACCESS*

Patients seen in 24 months	Total	Change since previous quarter
Quarter ending December 2015	2,975	
Quarter ending March 2016	3,129	↑
Quarter ending June 2016	3,147	→
Quarter ending September 2016	3,227	↑
Quarter ending December 2016	3,163	↓
Variance since December 2015	6.3%	↑



ACTIVITY

Cumulative percentage of contracted UDA delivered 2016 & 2017



Month	Adjusted Scheduled Activity (UDA)	
	2016	2017
April	524	428
May	1,283	1,051
June	1,788	1,553
July	3,176	2,321
August	3,901	3,398
September	4,862	4,262
October	5,417	4,625
November	6,346	4,768
December	7,240	5,995
January	7,655	
February	8,911	
March	9,858	
April	10,303	
May	10,307	
June	10,308	

QUALITY

	Quantity	Base Number	Contract	AT	Region	England
% of FP17s for the same patient ID Re-attending within 3 months - Children	110	1,065	10.3%	10.3%	11.9%	12.4%
% of FP17s for the same patient ID Re-attending within 3 months - Adults	379	2,568	14.8%	15.1%	16.5%	16.6%
% of FP17s for the same patient ID Re-attending between 3 & 9 months - Children	644	1,065	60.5%	60.7%	60.2%	57.5%
% of FP17s for the same patient ID Re-attending between 3 & 9 months - Adults	1,732	2,568	67.4%	52.7%	52.0%	50.4%
% of FP17s for Band 1 Urgent Courses	215	3,233	6.7%	9.5%	9.5%	9.1%
% of FP17s Relating to Free Repair or Replacements	28	3,233	0.9%	0.7%	0.7%	0.8%
% of FP17s Relating to Continuations	8	3,233	0.2%	1.3%	1.2%	1.3%
% of Patients satisfied with the dentistry they have received	2	2	N/A	92.6%	92.9%	92.7%
% of Patients satisfied with the time they had to wait for an appointment	2	2	N/A	88.0%	88.8%	88.8%

* This is based on patients treated on this contract for their most recent course of treatment. Figures in italics indicate the base number of FP17s or Patient Questionnaire responses are less than 100. N/A is shown where the base number of responses is less than 10 during the period. % is calculated as Quantity/Base number*100

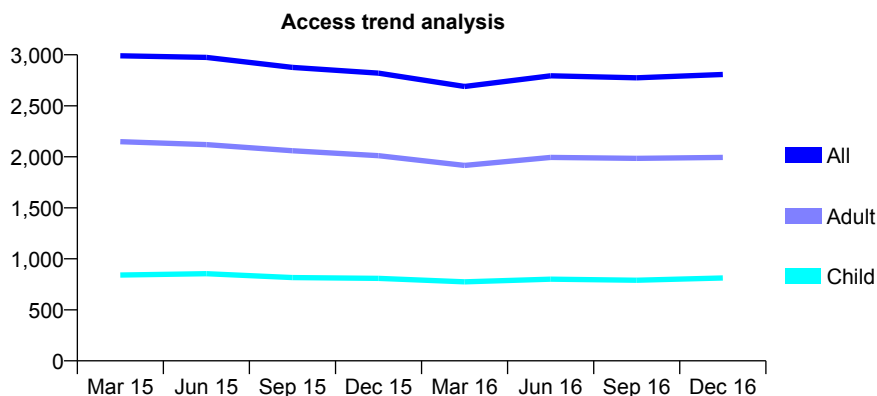
Q70 - Vital Signs At a Glance Contract Report for 103187/0001 - December 2016

Name or company name	Southsea Dental Care Ltd
Contract type name	GDS Contract
Purpose of contract	General
Contract start date	01/07/2008
Contract end date	

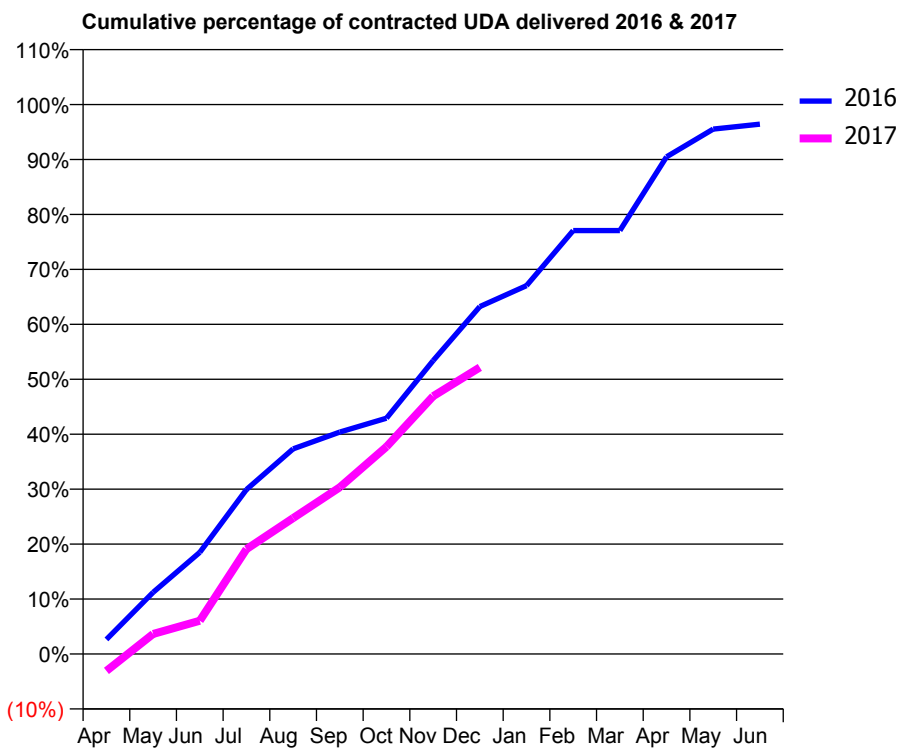
16/17 Contracted general activity (UDA)	13,737
Carry forward general activity (UDA)	491
16/17 Contracted orthodontic activity (UOA)	0
Carry forward orthodontic activity (UOA)	0
Baseline contract value	£323,478.18

ACCESS*

Patients seen in 24 months	Total	Change since previous quarter
Quarter ending December 2015	2,820	
Quarter ending March 2016	2,690	↓
Quarter ending June 2016	2,794	↑
Quarter ending September 2016	2,775	→
Quarter ending December 2016	2,807	→
Variance since December 2015	(0.5%)	→



ACTIVITY



Month	Adjusted Scheduled Activity (UDA)	
	2016	2017
April	365	-426
May	1,542	502
June	2,543	830
July	4,113	2,622
August	5,130	3,398
September	5,548	4,169
October	5,895	5,181
November	7,335	6,446
December	8,687	7,165
January	9,209	
February	10,586	
March	10,586	
April	12,430	
May	13,121	
June	13,246	

QUALITY

	Quantity	Base Number	Contract	AT	Region	England
% of FP17s for the same patient ID Re-attending within 3 months - Children	57	957	6.0%	10.3%	11.9%	12.4%
% of FP17s for the same patient ID Re-attending within 3 months - Adults	310	2,258	13.7%	15.1%	16.5%	16.6%
% of FP17s for the same patient ID Re-attending between 3 & 9 months - Children	520	957	54.3%	60.7%	60.2%	57.5%
% of FP17s for the same patient ID Re-attending between 3 & 9 months - Adults	1,073	2,258	47.5%	52.7%	52.0%	50.4%
% of FP17s for Band 1 Urgent Courses	297	2,414	12.3%	9.5%	9.5%	9.1%
% of FP17s Relating to Free Repair or Replacements	31	2,414	1.3%	0.7%	0.7%	0.8%
% of FP17s Relating to Continuations	15	2,414	0.6%	1.3%	1.2%	1.3%
% of Patients satisfied with the dentistry they have received	1	1	N/A	92.6%	92.9%	92.7%
% of Patients satisfied with the time they had to wait for an appointment	1	1	N/A	88.0%	88.8%	88.8%

* This is based on patients treated on this contract for their most recent course of treatment. Figures in italics indicate the base number of FP17s or Patient Questionnaire responses are less than 100. N/A is shown where the base number of responses is less than 10 during the period. % is calculated as Quantity/Base number*100

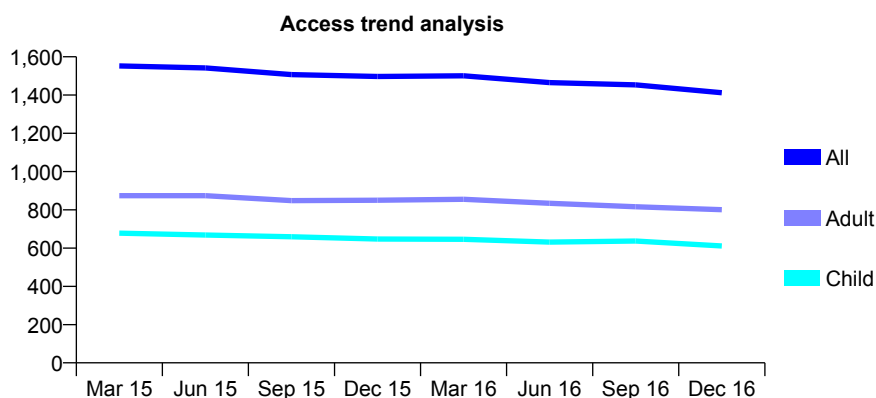
Q70 - Vital Signs At a Glance Contract Report for 103608/0001 - December 2016

Name or company name	Aaron Campbell
Contract type name	GDS Contract
Purpose of contract	General
Contract start date	01/09/2011
Contract end date	

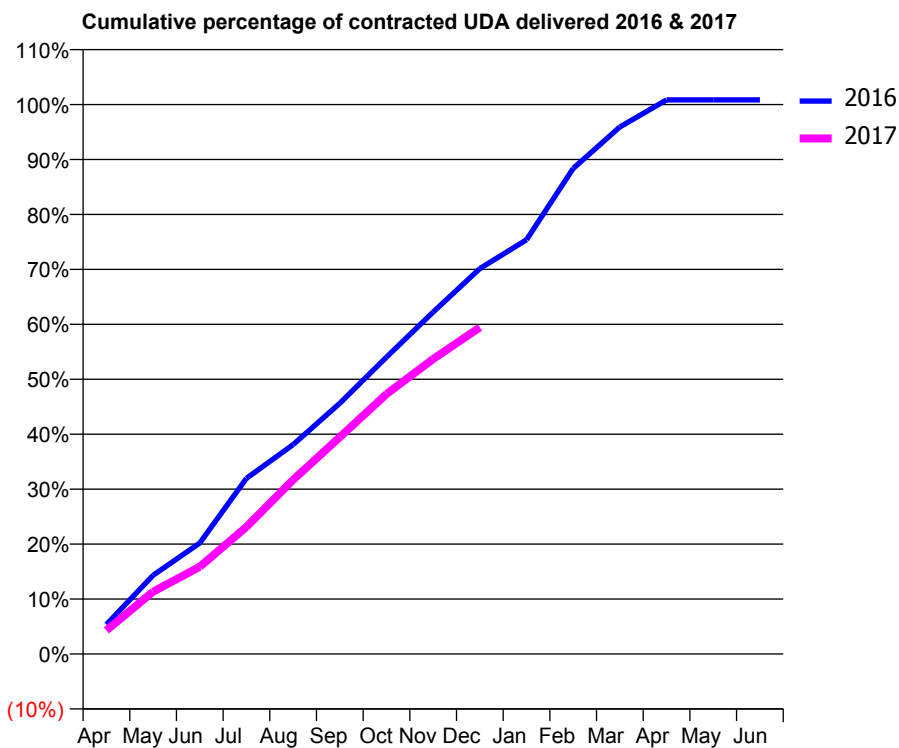
16/17 Contracted general activity (UDA)	3,900
Carry forward general activity (UDA)	0
16/17 Contracted orthodontic activity (UOA)	0
Carry forward orthodontic activity (UOA)	0
Baseline contract value	£102,505.81

ACCESS*

Patients seen in 24 months	Total	Change since previous quarter
Quarter ending December 2015	1,497	
Quarter ending March 2016	1,501	→
Quarter ending June 2016	1,465	↓
Quarter ending September 2016	1,453	→
Quarter ending December 2016	1,412	↓
Variance since December 2015	(5.7%)	↓



ACTIVITY



Month	Adjusted Scheduled Activity (UDA)	
	2016	2017
April	210	168
May	559	442
June	788	619
July	1,247	903
August	1,487	1,237
September	1,780	1,539
October	2,107	1,845
November	2,427	2,094
December	2,735	2,319
January	2,940	
February	3,447	
March	3,741	
April	3,932	
May	3,932	
June	3,932	

QUALITY

	Quantity	Base Number	Contract	AT	Region	England
% of FP17s for the same patient ID Re-attending within 3 months - Children	29	681	4.3%	10.3%	11.9%	12.4%
% of FP17s for the same patient ID Re-attending within 3 months - Adults	84	744	11.3%	15.1%	16.5%	16.6%
% of FP17s for the same patient ID Re-attending between 3 & 9 months - Children	481	681	70.6%	60.7%	60.2%	57.5%
% of FP17s for the same patient ID Re-attending between 3 & 9 months - Adults	485	744	65.2%	52.7%	52.0%	50.4%
% of FP17s for Band 1 Urgent Courses	68	1,305	5.2%	9.5%	9.5%	9.1%
% of FP17s Relating to Free Repair or Replacements	3	1,305	0.2%	0.7%	0.7%	0.8%
% of FP17s Relating to Continuations	8	1,305	0.6%	1.3%	1.2%	1.3%
% of Patients satisfied with the dentistry they have received	2	2	N/A	92.6%	92.9%	92.7%
% of Patients satisfied with the time they had to wait for an appointment	2	2	N/A	88.0%	88.8%	88.8%

* This is based on patients treated on this contract for their most recent course of treatment. Figures in italics indicate the base number of FP17s or Patient Questionnaire responses are less than 100. N/A is shown where the base number of responses is less than 10 during the period. % is calculated as Quantity/Base number*100

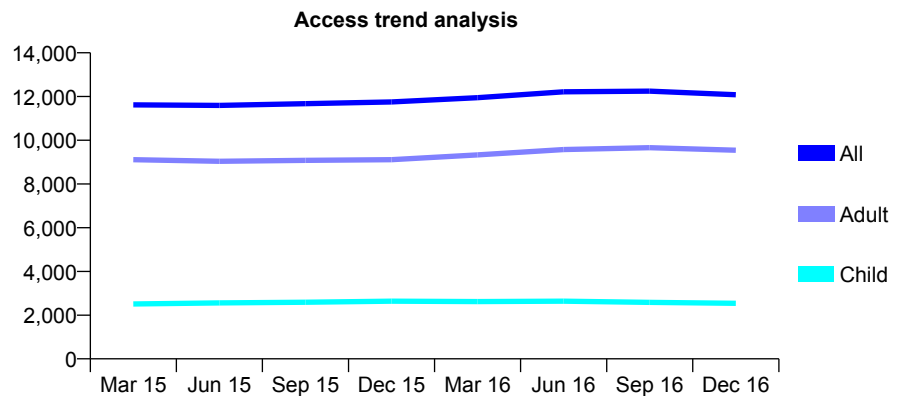
Q70 - Vital Signs At a Glance Contract Report for 105414/0001 - December 2016

Name or company name	First Choice Dental Limited
Contract type name	GDS Contract
Purpose of contract	General
Contract start date	01/04/2006
Contract end date	

16/17 Contracted general activity (UDA)	41,208
Carry forward general activity (UDA)	0
16/17 Contracted orthodontic activity (UOA)	0
Carry forward orthodontic activity (UOA)	0
Baseline contract value	£1,318,462.03

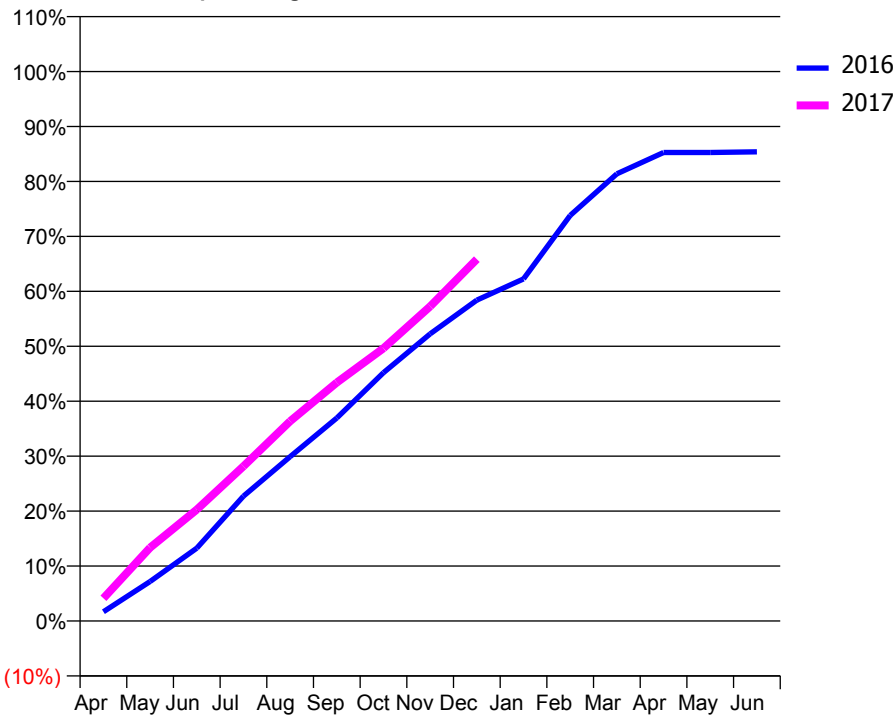
ACCESS*

Patients seen in 24 months	Total	Change since previous quarter
Quarter ending December 2015	11,750	
Quarter ending March 2016	11,949	→
Quarter ending June 2016	12,218	↑
Quarter ending September 2016	12,246	→
Quarter ending December 2016	12,083	↓
Variance since December 2015	2.8%	↑



ACTIVITY

Cumulative percentage of contracted UDA delivered 2016 & 2017



Month	Adjusted Scheduled Activity (UDA)	
	2016	2017
April	694	1,700
May	2,967	5,508
June	5,461	8,352
July	9,364	11,603
August	12,326	14,982
September	15,220	17,887
October	18,630	20,457
November	21,538	23,592
December	24,066	27,138
January	25,659	
February	30,416	
March	33,531	
April	35,133	
May	35,130	
June	35,180	

QUALITY

	Quantity	Base Number	Contract	AT	Region	England
% of FP17s for the same patient ID Re-attending within 3 months - Children	221	2,796	7.9%	10.3%	11.9%	12.4%
% of FP17s for the same patient ID Re-attending within 3 months - Adults	1,437	9,740	14.8%	15.1%	16.5%	16.6%
% of FP17s for the same patient ID Re-attending between 3 & 9 months - Children	1,538	2,796	55.0%	60.7%	60.2%	57.5%
% of FP17s for the same patient ID Re-attending between 3 & 9 months - Adults	4,508	9,740	46.3%	52.7%	52.0%	50.4%
% of FP17s for Band 1 Urgent Courses	678	11,829	5.7%	9.5%	9.5%	9.1%
% of FP17s Relating to Free Repair or Replacements	150	11,829	1.3%	0.7%	0.7%	0.8%
% of FP17s Relating to Continuations	296	11,829	2.5%	1.3%	1.2%	1.3%
% of Patients satisfied with the dentistry they have received	10	10	100.0%	92.6%	92.9%	92.7%
% of Patients satisfied with the time they had to wait for an appointment	9	10	90.0%	88.0%	88.8%	88.8%

* This is based on patients treated on this contract for their most recent course of treatment. Figures in italics indicate the base number of FP17s or Patient Questionnaire responses are less than 100. N/A is shown where the base number of responses is less than 10 during the period. % is calculated as Quantity/Base number*100

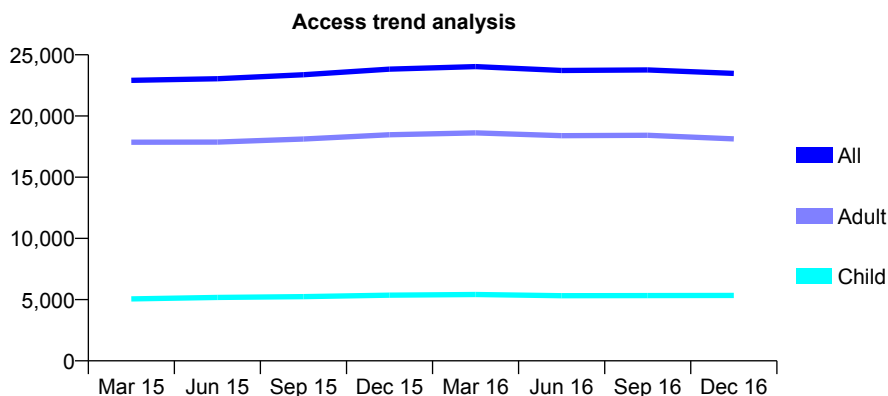
Q70 - Vital Signs At a Glance Contract Report for 105414/0006 - December 2016

Name or company name	First Choice Dental Limited
Contract type name	GDS Contract
Purpose of contract	General
Contract start date	02/04/2006
Contract end date	

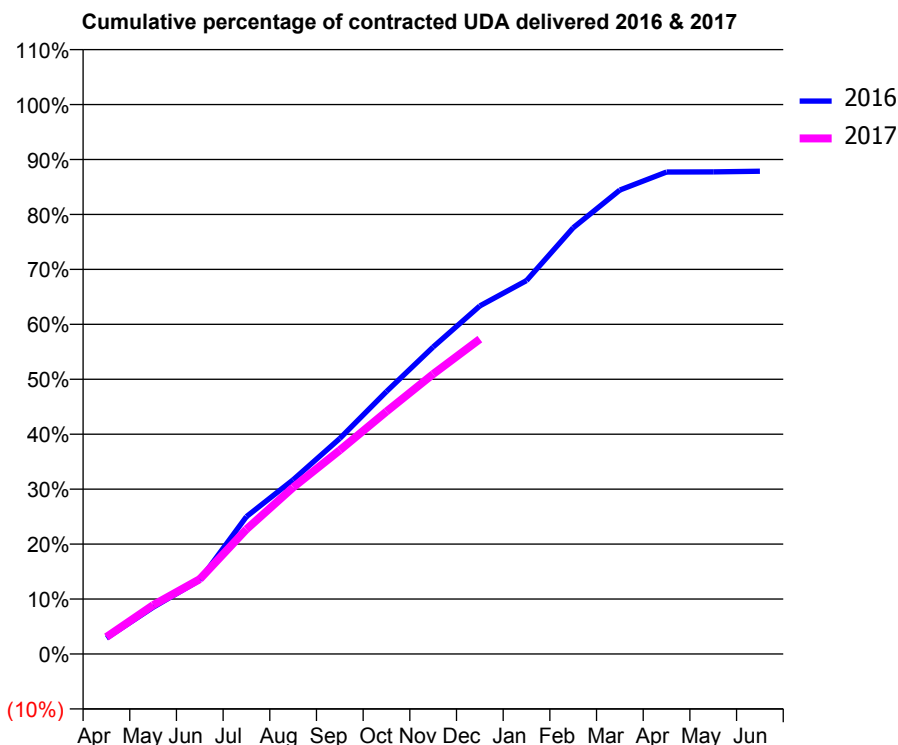
16/17 Contracted general activity (UDA)	69,308
Carry forward general activity (UDA)	0
16/17 Contracted orthodontic activity (UOA)	0
Carry forward orthodontic activity (UOA)	0
Baseline contract value	£2,181,673.19

ACCESS*

Patients seen in 24 months	Total	Change since previous quarter
Quarter ending December 2015	23,828	
Quarter ending March 2016	24,038	→
Quarter ending June 2016	23,717	↓
Quarter ending September 2016	23,763	→
Quarter ending December 2016	23,478	↓
Variance since December 2015	(1.5%)	↓



ACTIVITY



Month	Adjusted Scheduled Activity (UDA)	
	2016	2017
April	2,089	2,151
May	6,153	6,159
June	9,738	9,437
July	18,080	15,729
August	22,918	21,008
September	28,361	25,714
October	34,550	30,591
November	40,408	35,319
December	45,806	39,719
January	49,133	
February	56,084	
March	61,052	
April	63,427	
May	63,438	
June	63,532	

QUALITY

	Quantity	Base Number	Contract	AT	Region	England
% of FP17s for the same patient ID Re-attending within 3 months - Children	284	4,568	6.2%	10.3%	11.9%	12.4%
% of FP17s for the same patient ID Re-attending within 3 months - Adults	1,671	14,765	11.3%	15.1%	16.5%	16.6%
% of FP17s for the same patient ID Re-attending between 3 & 9 months - Children	2,270	4,568	49.7%	60.7%	60.2%	57.5%
% of FP17s for the same patient ID Re-attending between 3 & 9 months - Adults	6,904	14,765	46.8%	52.7%	52.0%	50.4%
% of FP17s for Band 1 Urgent Courses	1,530	18,240	8.4%	9.5%	9.5%	9.1%
% of FP17s Relating to Free Repair or Replacements	102	18,240	0.6%	0.7%	0.7%	0.8%
% of FP17s Relating to Continuations	244	18,240	1.3%	1.3%	1.2%	1.3%
% of Patients satisfied with the dentistry they have received	13	14	92.9%	92.6%	92.9%	92.7%
% of Patients satisfied with the time they had to wait for an appointment	13	14	92.9%	88.0%	88.8%	88.8%

* This is based on patients treated on this contract for their most recent course of treatment. Figures in italics indicate the base number of FP17s or Patient Questionnaire responses are less than 100. N/A is shown where the base number of responses is less than 10 during the period. % is calculated as Quantity/Base number*100

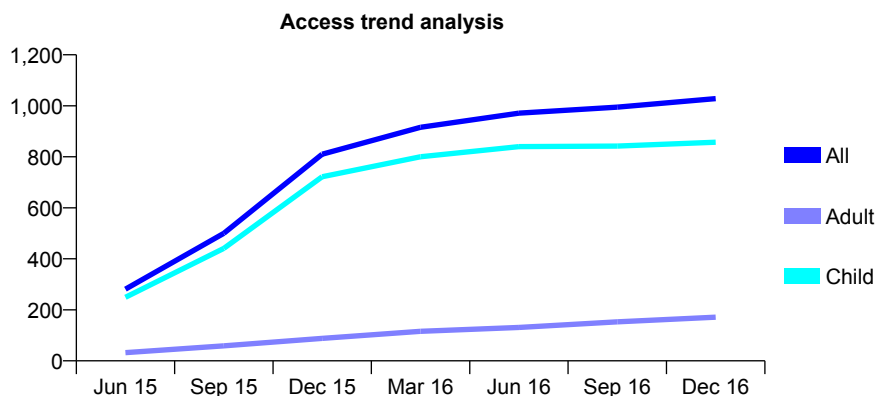
Q70 - Vital Signs At a Glance Contract Report for 106488/0001 - December 2016

Name or company name	Solent House Dental Centre
Contract type name	GDS Contract
Purpose of contract	General
Contract start date	01/04/2015
Contract end date	

16/17 Contracted general activity (UDA)	1,991
Carry forward general activity (UDA)	4
16/17 Contracted orthodontic activity (UOA)	0
Carry forward orthodontic activity (UOA)	0
Baseline contract value	£51,883.88

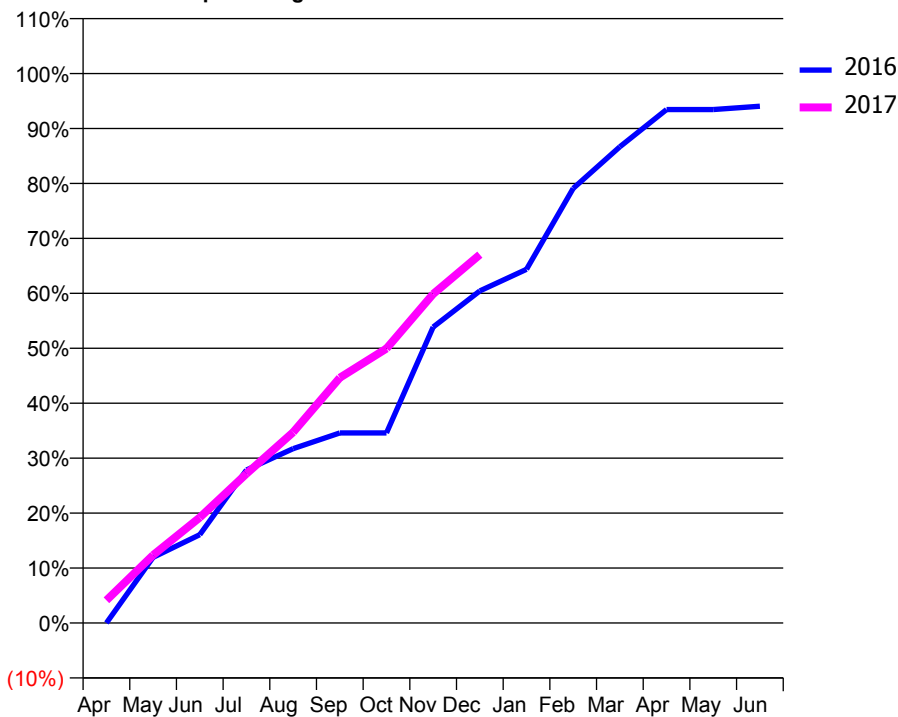
ACCESS*

Patients seen in 24 months	Total	Change since previous quarter
Quarter ending December 2015	810	
Quarter ending March 2016	916	↑
Quarter ending June 2016	971	↑
Quarter ending September 2016	995	↑
Quarter ending December 2016	1,028	↑
Variance since December 2015	26.9%	↑



ACTIVITY

Cumulative percentage of contracted UDA delivered 2016 & 2017



Month	Adjusted Scheduled Activity (UDA)	
	2016	2017
April	0	82
May	239	246
June	321	383
July	556	541
August	634	691
September	691	889
October	691	995
November	1,076	1,192
December	1,207	1,335
January	1,285	
February	1,580	
March	1,731	
April	1,866	
May	1,866	
June	1,878	

QUALITY

	Quantity	Base Number	Contract	AT	Region	England
% of FP17s for the same patient ID Re-attending within 3 months - Children	66	1,037	6.4%	10.3%	11.9%	12.4%
% of FP17s for the same patient ID Re-attending within 3 months - Adults	5	88	5.7%	15.1%	16.5%	16.6%
% of FP17s for the same patient ID Re-attending between 3 & 9 months - Children	721	1,037	69.5%	60.7%	60.2%	57.5%
% of FP17s for the same patient ID Re-attending between 3 & 9 months - Adults	58	88	65.9%	52.7%	52.0%	50.4%
% of FP17s for Band 1 Urgent Courses	33	1,034	3.2%	9.5%	9.5%	9.1%
% of FP17s Relating to Free Repair or Replacements	0	1,034	0.0%	0.7%	0.7%	0.8%
% of FP17s Relating to Continuations	0	1,034	0.0%	1.3%	1.2%	1.3%
% of Patients satisfied with the dentistry they have received	0	1	N/A	92.6%	92.9%	92.7%
% of Patients satisfied with the time they had to wait for an appointment	0	1	N/A	88.0%	88.8%	88.8%

* This is based on patients treated on this contract for their most recent course of treatment. Figures in italics indicate the base number of FP17s or Patient Questionnaire responses are less than 100. N/A is shown where the base number of responses is less than 10 during the period. % is calculated as Quantity/Base number*100

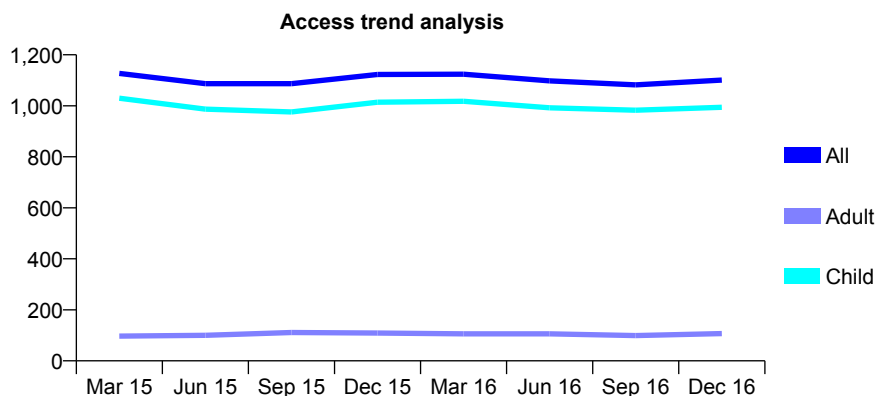
Q70 - Vital Signs At a Glance Contract Report for 106615/0001 - December 2016

Name or company name	Westphal & Srinivasan
Contract type name	GDS Contract
Purpose of contract	General
Contract start date	01/03/2012
Contract end date	

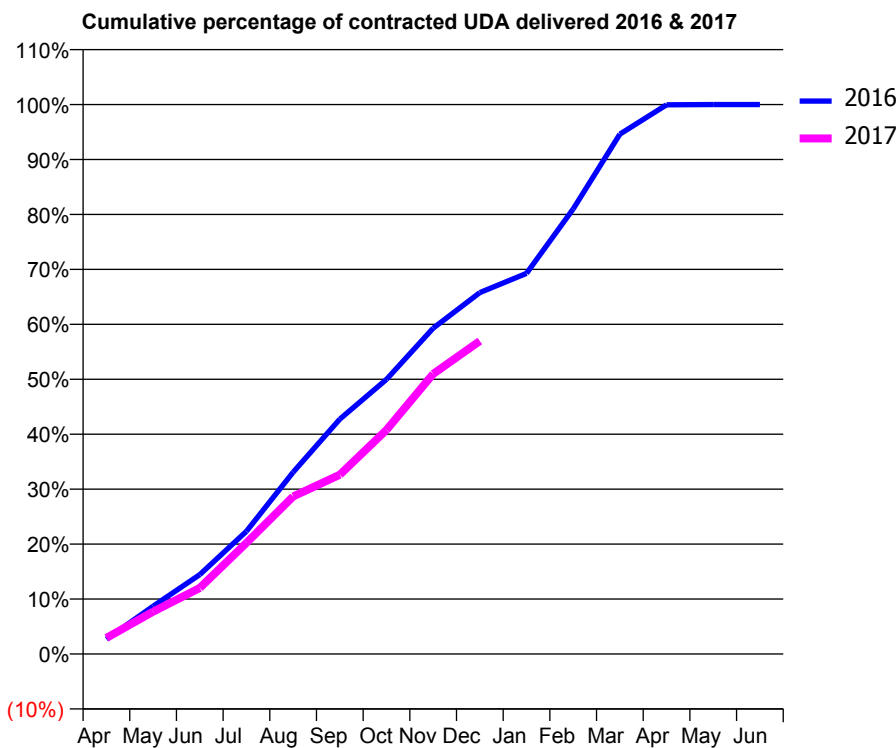
16/17 Contracted general activity (UDA)	3,136
Carry forward general activity (UDA)	0
16/17 Contracted orthodontic activity (UOA)	0
Carry forward orthodontic activity (UOA)	0
Baseline contract value	£90,144.31

ACCESS*

Patients seen in 24 months	Total	Change since previous quarter
Quarter ending December 2015	1,123	
Quarter ending March 2016	1,124	→
Quarter ending June 2016	1,098	↓
Quarter ending September 2016	1,082	↓
Quarter ending December 2016	1,101	→
Variance since December 2015	(2.0%)	↓



ACTIVITY



Month	Adjusted Scheduled Activity (UDA)	
	2016	2017
April	85	92
May	273	241
June	453	377
July	700	634
August	1,037	899
September	1,340	1,023
October	1,567	1,279
November	1,860	1,599
December	2,063	1,786
January	2,172	
February	2,540	
March	2,967	
April	3,134	
May	3,135	
June	3,135	

QUALITY

	Quantity	Base Number	Contract	AT	Region	England
% of FP17s for the same patient ID Re-attending within 3 months - Children	121	1,257	9.6%	10.3%	11.9%	12.4%
% of FP17s for the same patient ID Re-attending within 3 months - Adults	0	0	N/A	15.1%	16.5%	16.6%
% of FP17s for the same patient ID Re-attending between 3 & 9 months - Children	900	1,257	71.6%	60.7%	60.2%	57.5%
% of FP17s for the same patient ID Re-attending between 3 & 9 months - Adults	0	0	N/A	52.7%	52.0%	50.4%
% of FP17s for Band 1 Urgent Courses	11	1,149	1.0%	9.5%	9.5%	9.1%
% of FP17s Relating to Free Repair or Replacements	0	1,149	0.0%	0.7%	0.7%	0.8%
% of FP17s Relating to Continuations	9	1,149	0.8%	1.3%	1.2%	1.3%
% of Patients satisfied with the dentistry they have received	0	0	N/A	92.6%	92.9%	92.7%
% of Patients satisfied with the time they had to wait for an appointment	0	0	N/A	88.0%	88.8%	88.8%

* This is based on patients treated on this contract for their most recent course of treatment. Figures in italics indicate the base number of FP17s or Patient Questionnaire responses are less than 100. N/A is shown where the base number of responses is less than 10 during the period. % is calculated as Quantity/Base number*100

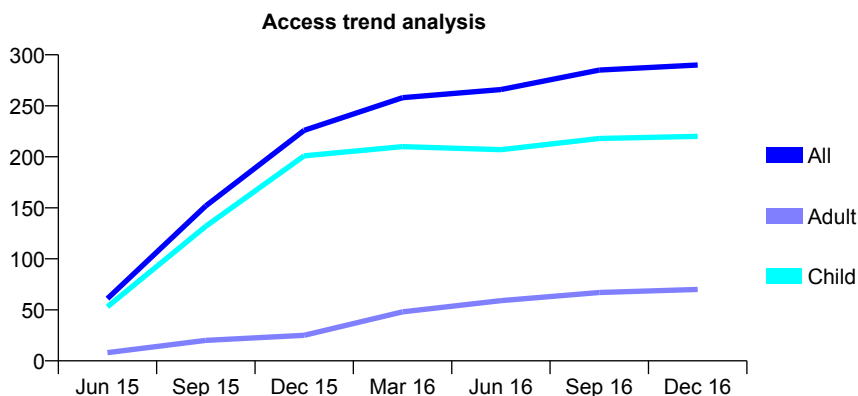
Q70 - Vital Signs At a Glance Contract Report for 106763/0001 - December 2016

Name or company name	The Dental Centre Cowplain Ltd
Contract type name	GDS Contract
Purpose of contract	General
Contract start date	01/05/2015
Contract end date	

16/17 Contracted general activity (UDA)	700
Carry forward general activity (UDA)	24
16/17 Contracted orthodontic activity (UOA)	0
Carry forward orthodontic activity (UOA)	0
Baseline contract value	£15,974.69

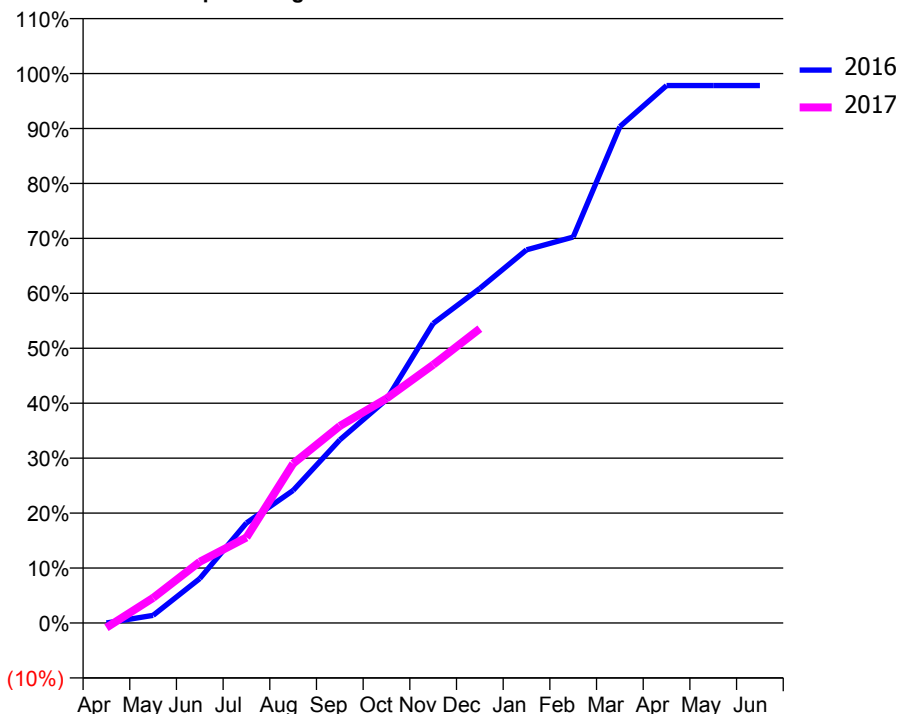
ACCESS*

Patients seen in 24 months	Total	Change since previous quarter
Quarter ending December 2015	226	
Quarter ending March 2016	258	↑
Quarter ending June 2016	266	↑
Quarter ending September 2016	285	↑
Quarter ending December 2016	290	→
Variance since December 2015	28.3%	↑



ACTIVITY

Cumulative percentage of contracted UDA delivered 2016 & 2017



Month	Adjusted Scheduled Activity (UDA)	
	2016	2017
April	0	-6
May	9	32
June	52	78
July	117	109
August	155	203
September	214	251
October	261	286
November	350	329
December	391	375
January	436	
February	451	
March	580	
April	628	
May	628	
June	628	

QUALITY

	Quantity	Base Number	Contract	AT	Region	England
% of FP17s for the same patient ID Re-attending within 3 months - Children	10	264	3.8%	10.3%	11.9%	12.4%
% of FP17s for the same patient ID Re-attending within 3 months - Adults	6	50	12.0%	15.1%	16.5%	16.6%
% of FP17s for the same patient ID Re-attending between 3 & 9 months - Children	190	264	72.0%	60.7%	60.2%	57.5%
% of FP17s for the same patient ID Re-attending between 3 & 9 months - Adults	24	50	48.0%	52.7%	52.0%	50.4%
% of FP17s for Band 1 Urgent Courses	0	286	0.0%	9.5%	9.5%	9.1%
% of FP17s Relating to Free Repair or Replacements	0	286	0.0%	0.7%	0.7%	0.8%
% of FP17s Relating to Continuations	5	286	1.7%	1.3%	1.2%	1.3%
% of Patients satisfied with the dentistry they have received	0	0	N/A	92.6%	92.9%	92.7%
% of Patients satisfied with the time they had to wait for an appointment	0	0	N/A	88.0%	88.8%	88.8%

* This is based on patients treated on this contract for their most recent course of treatment. Figures in italics indicate the base number of FP17s or Patient Questionnaire responses are less than 100. N/A is shown where the base number of responses is less than 10 during the period. % is calculated as Quantity/Base number*100

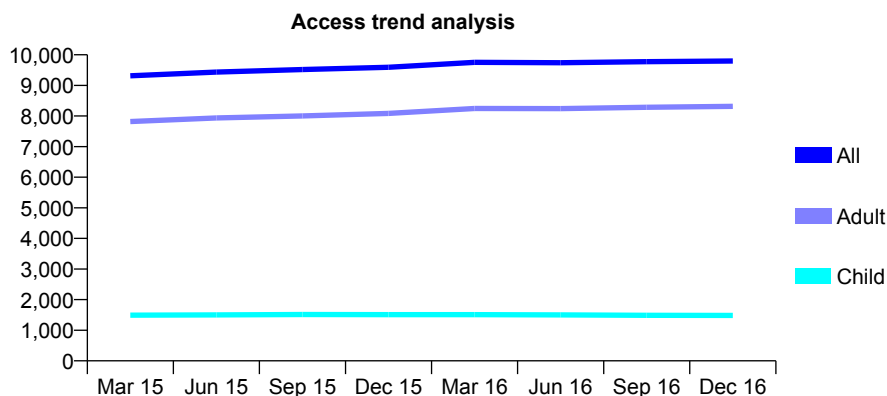
Q70 - Vital Signs At a Glance Contract Report for 108669/0001 - December 2016

Name or company name	Knibbs Dental Surgery Limited
Contract type name	GDS Contract
Purpose of contract	General
Contract start date	01/04/2007
Contract end date	

16/17 Contracted general activity (UDA)	29,497
Carry forward general activity (UDA)	0
16/17 Contracted orthodontic activity (UOA)	0
Carry forward orthodontic activity (UOA)	0
Baseline contract value	£831,784.28

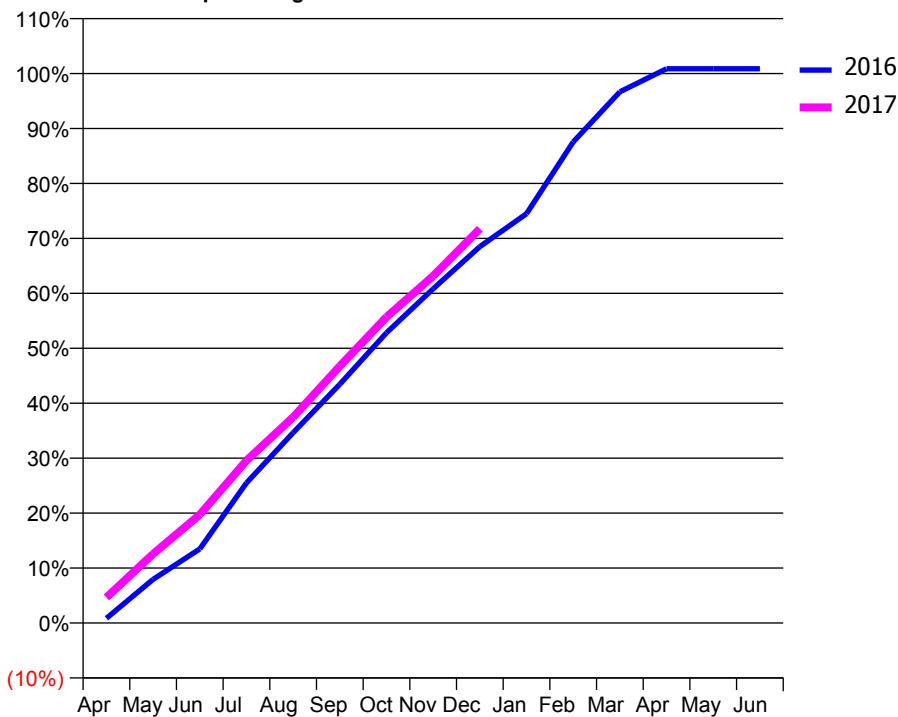
ACCESS*

Patients seen in 24 months	Total	Change since previous quarter
Quarter ending December 2015	9,594	
Quarter ending March 2016	9,755	→
Quarter ending June 2016	9,741	→
Quarter ending September 2016	9,774	→
Quarter ending December 2016	9,799	→
Variance since December 2015	2.1%	↑



ACTIVITY

Cumulative percentage of contracted UDA delivered 2016 & 2017



Month	Adjusted Scheduled Activity (UDA)	
	2016	2017
April	257	1,373
May	2,347	3,712
June	3,978	5,815
July	7,519	8,723
August	10,219	11,045
September	12,814	13,793
October	15,577	16,424
November	17,941	18,631
December	20,200	21,161
January	21,969	
February	25,823	
March	28,511	
April	29,753	
May	29,753	
June	29,753	

QUALITY

	Quantity	Base Number	Contract	AT	Region	England
% of FP17s for the same patient ID Re-attending within 3 months - Children	103	1,834	5.6%	10.3%	11.9%	12.4%
% of FP17s for the same patient ID Re-attending within 3 months - Adults	1,630	10,477	15.6%	15.1%	16.5%	16.6%
% of FP17s for the same patient ID Re-attending between 3 & 9 months - Children	1,295	1,834	70.6%	60.7%	60.2%	57.5%
% of FP17s for the same patient ID Re-attending between 3 & 9 months - Adults	6,879	10,477	65.7%	52.7%	52.0%	50.4%
% of FP17s for Band 1 Urgent Courses	889	11,660	7.6%	9.5%	9.5%	9.1%
% of FP17s Relating to Free Repair or Replacements	94	11,660	0.8%	0.7%	0.7%	0.8%
% of FP17s Relating to Continuations	296	11,660	2.5%	1.3%	1.2%	1.3%
% of Patients satisfied with the dentistry they have received	16	16	100.0%	92.6%	92.9%	92.7%
% of Patients satisfied with the time they had to wait for an appointment	16	16	100.0%	88.0%	88.8%	88.8%

* This is based on patients treated on this contract for their most recent course of treatment. Figures in italics indicate the base number of FP17s or Patient Questionnaire responses are less than 100. N/A is shown where the base number of responses is less than 10 during the period. % is calculated as Quantity/Base number*100

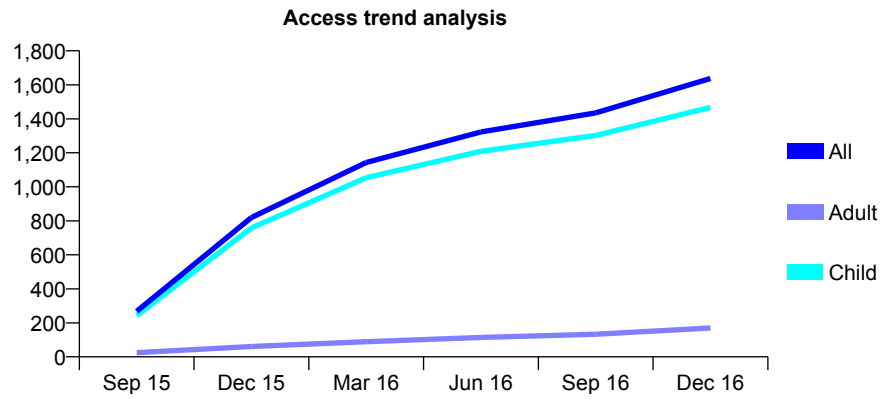
Q70 - Vital Signs At a Glance Contract Report for 109770/0001 - December 2016

Name or company name	Marlott Road Partnership
Contract type name	GDS Contract
Purpose of contract	General
Contract start date	21/07/2015
Contract end date	

16/17 Contracted general activity (UDA)	3,290
Carry forward general activity (UDA)	0
16/17 Contracted orthodontic activity (UOA)	0
Carry forward orthodontic activity (UOA)	0
Baseline contract value	£82,646.60

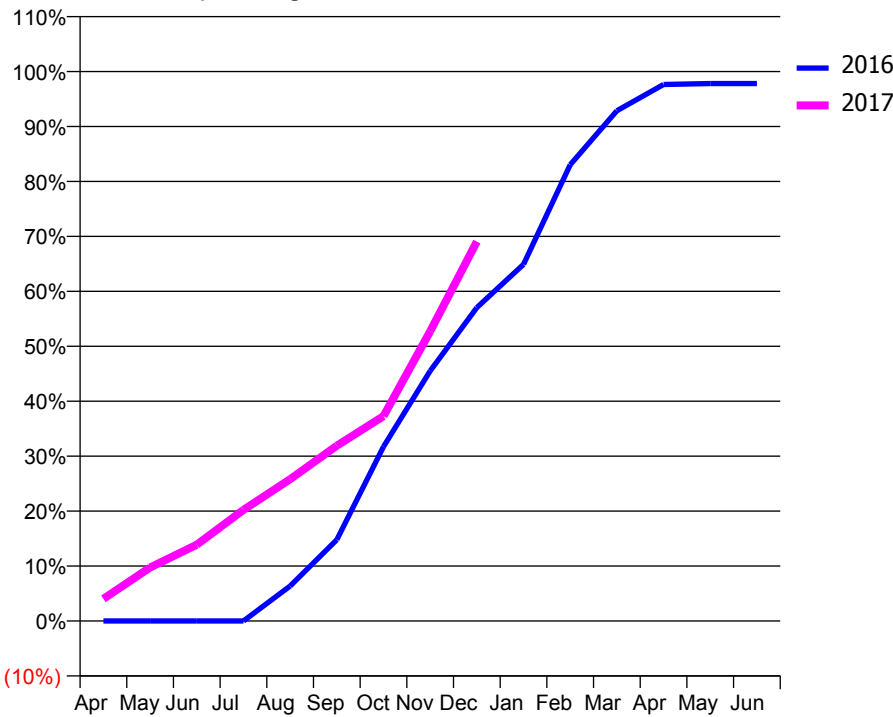
ACCESS*

Patients seen in 24 months	Total	Change since previous quarter
Quarter ending December 2015	819	
Quarter ending March 2016	1,143	↑
Quarter ending June 2016	1,323	↑
Quarter ending September 2016	1,435	↑
Quarter ending December 2016	1,637	↑
Variance since December 2015	99.9%	↑



ACTIVITY

Cumulative percentage of contracted UDA delivered 2016 & 2017



Month	Adjusted Scheduled Activity (UDA)	
	2016	2017
April	0	133
May	0	321
June	0	457
July	0	665
August	151	849
September	349	1,050
October	749	1,227
November	1,075	1,734
December	1,347	2,271
January	1,533	
February	1,961	
March	2,193	
April	2,305	
May	2,309	
June	2,309	

QUALITY

	Quantity	Base Number	Contract	AT	Region	England
% of FP17s for the same patient ID Re-attending within 3 months - Children	125	1,583	7.9%	10.3%	11.9%	12.4%
% of FP17s for the same patient ID Re-attending within 3 months - Adults	11	98	11.2%	15.1%	16.5%	16.6%
% of FP17s for the same patient ID Re-attending between 3 & 9 months - Children	695	1,583	43.9%	60.7%	60.2%	57.5%
% of FP17s for the same patient ID Re-attending between 3 & 9 months - Adults	33	98	33.7%	52.7%	52.0%	50.4%
% of FP17s for Band 1 Urgent Courses	127	1,581	8.0%	9.5%	9.5%	9.1%
% of FP17s Relating to Free Repair or Replacements	0	1,581	0.0%	0.7%	0.7%	0.8%
% of FP17s Relating to Continuations	0	1,581	0.0%	1.3%	1.2%	1.3%
% of Patients satisfied with the dentistry they have received	0	0	N/A	92.6%	92.9%	92.7%
% of Patients satisfied with the time they had to wait for an appointment	0	0	N/A	88.0%	88.8%	88.8%

* This is based on patients treated on this contract for their most recent course of treatment. Figures in italics indicate the base number of FP17s or Patient Questionnaire responses are less than 100. N/A is shown where the base number of responses is less than 10 during the period. % is calculated as Quantity/Base number*100

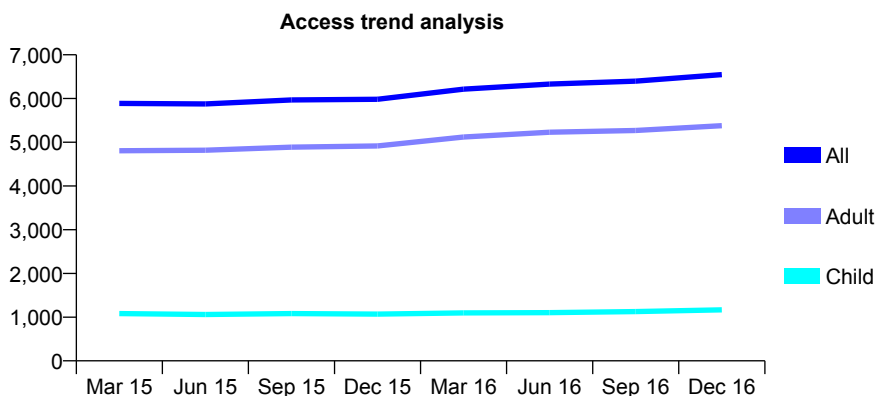
Q70 - Vital Signs At a Glance Contract Report for 109878/0001 - December 2016

Name or company name	Hampshire Terrace Dental Care
Contract type name	GDS Contract
Purpose of contract	General
Contract start date	01/09/2011
Contract end date	

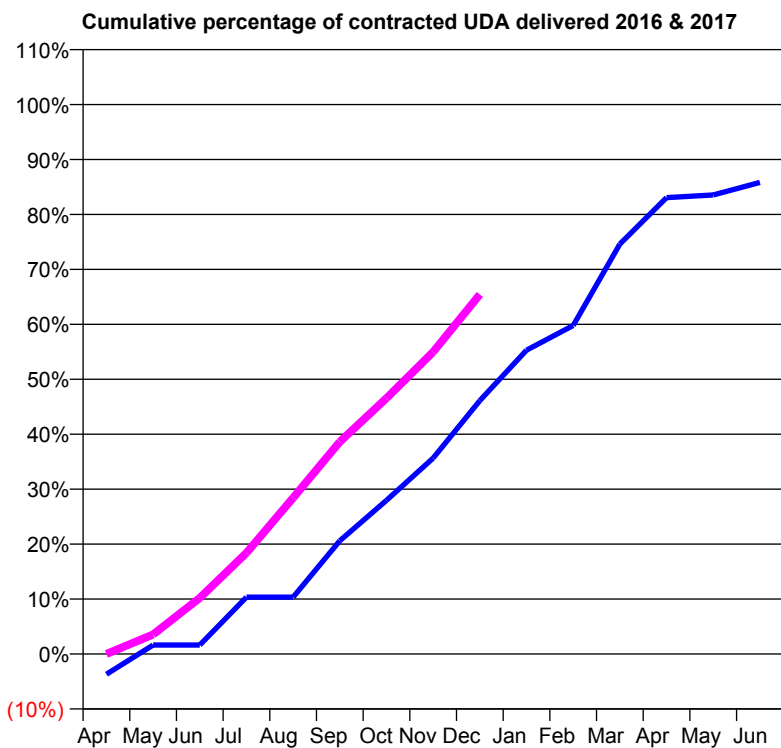
16/17 Contracted general activity (UDA)	17,197
Carry forward general activity (UDA)	0
16/17 Contracted orthodontic activity (UOA)	0
Carry forward orthodontic activity (UOA)	0
Baseline contract value	£428,813.09

ACCESS*

Patients seen in 24 months	Total	Change since previous quarter
Quarter ending December 2015	5,982	
Quarter ending March 2016	6,216	↑
Quarter ending June 2016	6,332	→
Quarter ending September 2016	6,398	→
Quarter ending December 2016	6,547	↑
Variance since December 2015	9.4%	↑



ACTIVITY



Month	Adjusted Scheduled Activity (UDA)	
	2016	2017
April	-638	0
May	281	613
June	281	1,753
July	1,780	3,164
August	1,780	4,891
September	3,547	6,643
October	4,810	8,004
November	6,133	9,453
December	7,933	11,253
January	9,510	
February	10,281	
March	12,830	
April	14,284	
May	14,368	
June	14,757	

QUALITY

	Quantity	Base Number	Contract	AT	Region	England
% of FP17s for the same patient ID Re-attending within 3 months - Children	82	1,216	6.7%	10.3%	11.9%	12.4%
% of FP17s for the same patient ID Re-attending within 3 months - Adults	769	5,477	14.0%	15.1%	16.5%	16.6%
% of FP17s for the same patient ID Re-attending between 3 & 9 months - Children	683	1,216	56.2%	60.7%	60.2%	57.5%
% of FP17s for the same patient ID Re-attending between 3 & 9 months - Adults	2,828	5,477	51.6%	52.7%	52.0%	50.4%
% of FP17s for Band 1 Urgent Courses	531	5,455	9.7%	9.5%	9.5%	9.1%
% of FP17s Relating to Free Repair or Replacements	64	5,455	1.2%	0.7%	0.7%	0.8%
% of FP17s Relating to Continuations	39	5,455	0.7%	1.3%	1.2%	1.3%
% of Patients satisfied with the dentistry they have received	11	11	100.0%	92.6%	92.9%	92.7%
% of Patients satisfied with the time they had to wait for an appointment	9	11	81.8%	88.0%	88.8%	88.8%

* This is based on patients treated on this contract for their most recent course of treatment. Figures in italics indicate the base number of FP17s or Patient Questionnaire responses are less than 100. N/A is shown where the base number of responses is less than 10 during the period. % is calculated as Quantity/Base number*100

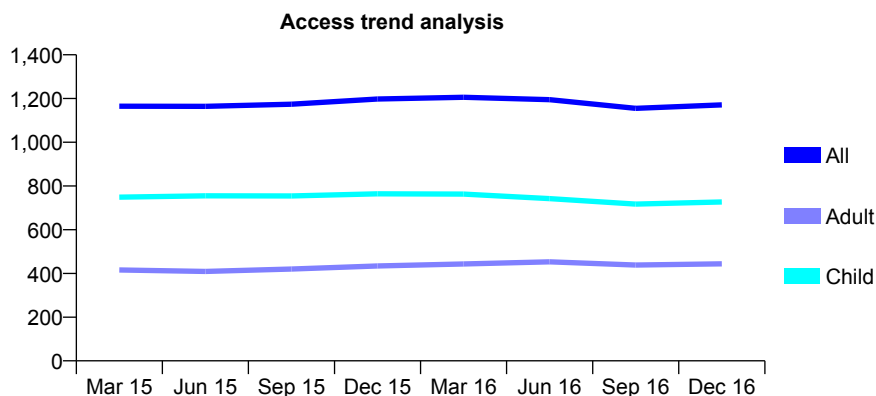
Q70 - Vital Signs At a Glance Contract Report for 109916/0001 - December 2016

Name or company name	Mrs B Macmillan
Contract type name	GDS Contract
Purpose of contract	General
Contract start date	28/06/2010
Contract end date	

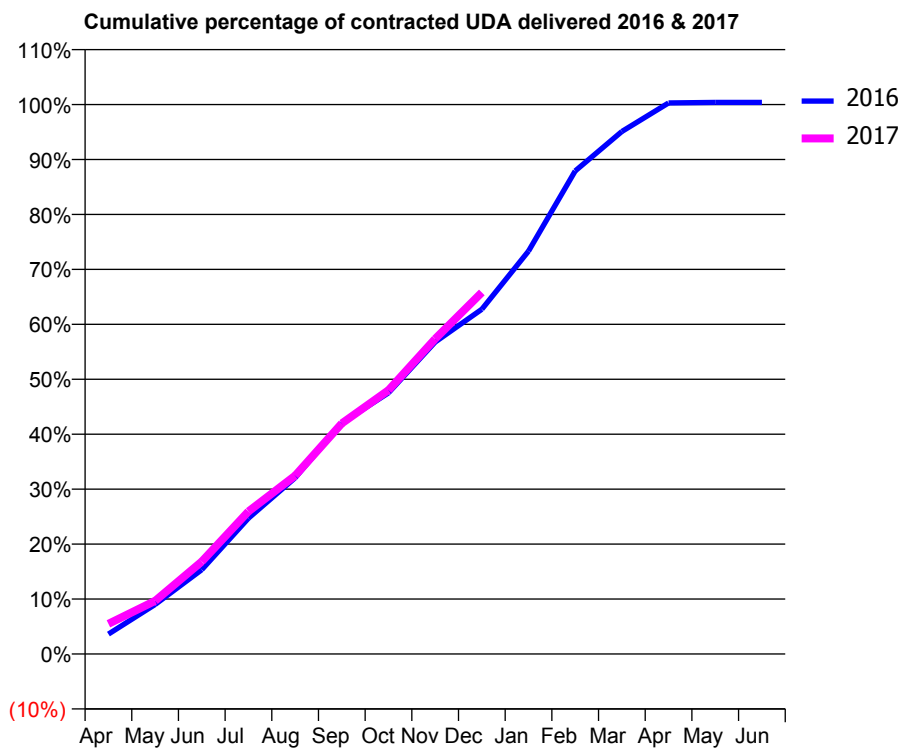
16/17 Contracted general activity (UDA)	2,885
Carry forward general activity (UDA)	-11
16/17 Contracted orthodontic activity (UOA)	0
Carry forward orthodontic activity (UOA)	0
Baseline contract value	£61,668.12

ACCESS*

Patients seen in 24 months	Total	Change since previous quarter
Quarter ending December 2015	1,198	
Quarter ending March 2016	1,206	→
Quarter ending June 2016	1,195	→
Quarter ending September 2016	1,155	↓
Quarter ending December 2016	1,171	→
Variance since December 2015	(2.3%)	↓



ACTIVITY



Month	Adjusted Scheduled Activity (UDA)	
	2016	2017
April	105	158
May	260	279
June	443	485
July	713	749
August	925	937
September	1,212	1,211
October	1,371	1,385
November	1,638	1,655
December	1,810	1,898
January	2,115	
February	2,536	
March	2,743	
April	2,893	
May	2,896	
June	2,896	

QUALITY

	Quantity	Base Number	Contract	AT	Region	England
% of FP17s for the same patient ID Re-attending within 3 months - Children	58	848	6.8%	10.3%	11.9%	12.4%
% of FP17s for the same patient ID Re-attending within 3 months - Adults	41	361	11.4%	15.1%	16.5%	16.6%
% of FP17s for the same patient ID Re-attending between 3 & 9 months - Children	572	848	67.5%	60.7%	60.2%	57.5%
% of FP17s for the same patient ID Re-attending between 3 & 9 months - Adults	193	361	53.5%	52.7%	52.0%	50.4%
% of FP17s for Band 1 Urgent Courses	32	1,103	2.9%	9.5%	9.5%	9.1%
% of FP17s Relating to Free Repair or Replacements	0	1,103	0.0%	0.7%	0.7%	0.8%
% of FP17s Relating to Continuations	5	1,103	0.5%	1.3%	1.2%	1.3%
% of Patients satisfied with the dentistry they have received	2	2	N/A	92.6%	92.9%	92.7%
% of Patients satisfied with the time they had to wait for an appointment	1	2	N/A	88.0%	88.8%	88.8%

* This is based on patients treated on this contract for their most recent course of treatment. Figures in italics indicate the base number of FP17s or Patient Questionnaire responses are less than 100. N/A is shown where the base number of responses is less than 10 during the period. % is calculated as Quantity/Base number*100

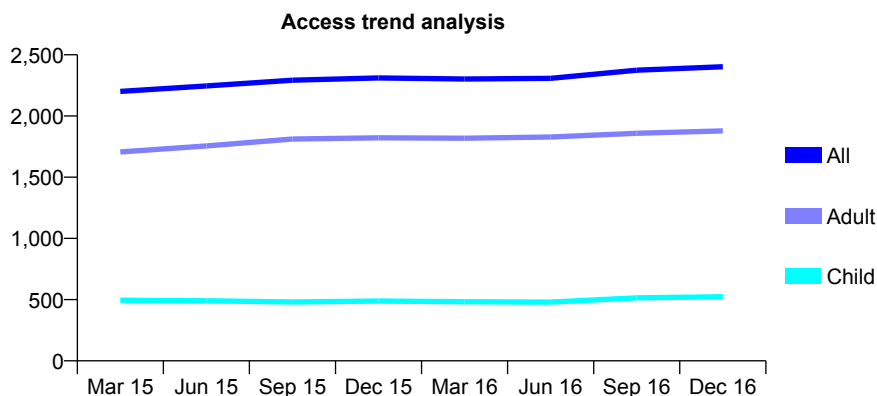
Q70 - Vital Signs At a Glance Contract Report for 110485/0001 - December 2016

Name or company name	Mr M C Omar
Contract type name	GDS Contract
Purpose of contract	General
Contract start date	01/10/2013
Contract end date	

16/17 Contracted general activity (UDA)	7,987
Carry forward general activity (UDA)	0
16/17 Contracted orthodontic activity (UOA)	0
Carry forward orthodontic activity (UOA)	0
Baseline contract value	£177,161.87

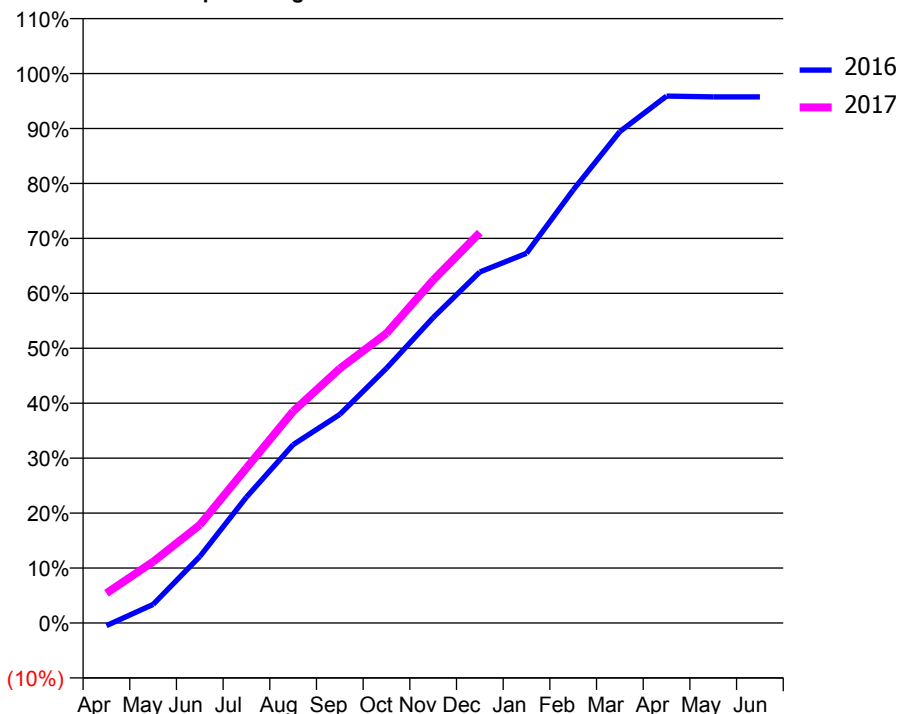
ACCESS*

Patients seen in 24 months	Total	Change since previous quarter
Quarter ending December 2015	2,311	
Quarter ending March 2016	2,302	→
Quarter ending June 2016	2,308	→
Quarter ending September 2016	2,374	↑
Quarter ending December 2016	2,402	→
Variance since December 2015	3.9%	↑



ACTIVITY

Cumulative percentage of contracted UDA delivered 2016 & 2017



Month	Adjusted Scheduled Activity (UDA)	
	2016	2017
April	-41	432
May	270	890
June	965	1,425
July	1,831	2,254
August	2,592	3,076
September	3,031	3,698
October	3,703	4,211
November	4,440	4,984
December	5,103	5,673
January	5,373	
February	6,295	
March	7,144	
April	7,658	
May	7,646	
June	7,646	

QUALITY

	Quantity	Base Number	Contract	AT	Region	England
% of FP17s for the same patient ID Re-attending within 3 months - Children	58	712	8.1%	10.3%	11.9%	12.4%
% of FP17s for the same patient ID Re-attending within 3 months - Adults	361	2,323	15.5%	15.1%	16.5%	16.6%
% of FP17s for the same patient ID Re-attending between 3 & 9 months - Children	454	712	63.8%	60.7%	60.2%	57.5%
% of FP17s for the same patient ID Re-attending between 3 & 9 months - Adults	1,255	2,323	54.0%	52.7%	52.0%	50.4%
% of FP17s for Band 1 Urgent Courses	146	2,831	5.2%	9.5%	9.5%	9.1%
% of FP17s Relating to Free Repair or Replacements	54	2,831	1.9%	0.7%	0.7%	0.8%
% of FP17s Relating to Continuations	18	2,831	0.6%	1.3%	1.2%	1.3%
% of Patients satisfied with the dentistry they have received	3	3	N/A	92.6%	92.9%	92.7%
% of Patients satisfied with the time they had to wait for an appointment	2	3	N/A	88.0%	88.8%	88.8%

* This is based on patients treated on this contract for their most recent course of treatment. Figures in italics indicate the base number of FP17s or Patient Questionnaire responses are less than 100. N/A is shown where the base number of responses is less than 10 during the period. % is calculated as Quantity/Base number*100

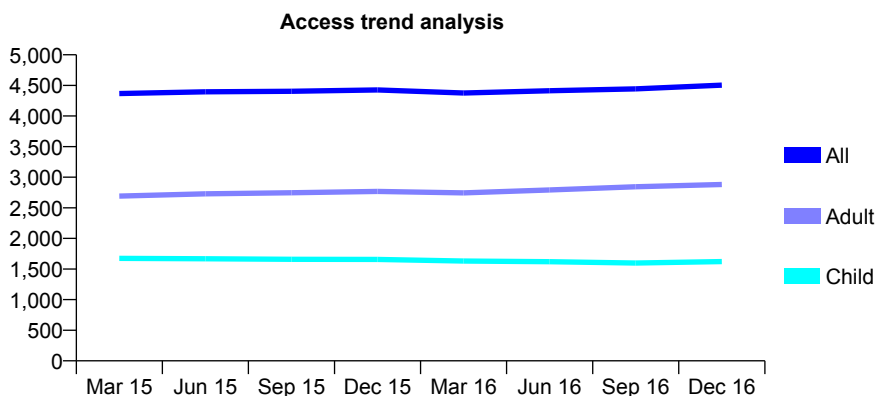
Q70 - Vital Signs At a Glance Contract Report for 110663/0001 - December 2016

Name or company name	Lake Road Dental Practice
Contract type name	GDS Contract
Purpose of contract	General
Contract start date	01/07/2010
Contract end date	

16/17 Contracted general activity (UDA)	17,225
Carry forward general activity (UDA)	653
16/17 Contracted orthodontic activity (UOA)	0
Carry forward orthodontic activity (UOA)	0
Baseline contract value	£471,418.54

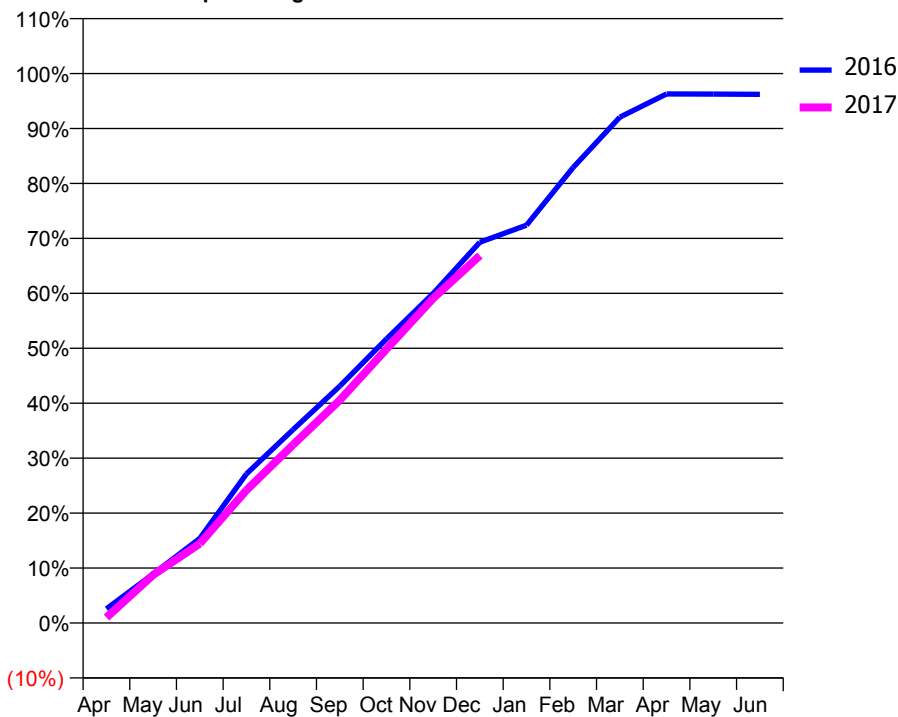
ACCESS*

Patients seen in 24 months	Total	Change since previous quarter
Quarter ending December 2015	4,425	
Quarter ending March 2016	4,376	↓
Quarter ending June 2016	4,412	→
Quarter ending September 2016	4,443	→
Quarter ending December 2016	4,505	→
Variance since December 2015	1.8%	→



ACTIVITY

Cumulative percentage of contracted UDA delivered 2016 & 2017



Adjusted Scheduled Activity (UDA)

Month	2016	2017
April	444	172
May	1,535	1,507
June	2,652	2,491
July	4,676	4,167
August	6,064	5,591
September	7,424	6,987
October	8,906	8,589
November	10,332	10,176
December	11,936	11,517
January	12,472	
February	14,281	
March	15,856	
April	16,584	
May	16,579	
June	16,572	

QUALITY

	Quantity	Base Number	Contract	AT	Region	England
% of FP17s for the same patient ID Re-attending within 3 months - Children	149	2,468	6.0%	10.3%	11.9%	12.4%
% of FP17s for the same patient ID Re-attending within 3 months - Adults	401	3,563	11.3%	15.1%	16.5%	16.6%
% of FP17s for the same patient ID Re-attending between 3 & 9 months - Children	1,890	2,468	76.6%	60.7%	60.2%	57.5%
% of FP17s for the same patient ID Re-attending between 3 & 9 months - Adults	2,271	3,563	63.7%	52.7%	52.0%	50.4%
% of FP17s for Band 1 Urgent Courses	600	5,737	10.5%	9.5%	9.5%	9.1%
% of FP17s Relating to Free Repair or Replacements	23	5,737	0.4%	0.7%	0.7%	0.8%
% of FP17s Relating to Continuations	44	5,737	0.8%	1.3%	1.2%	1.3%
% of Patients satisfied with the dentistry they have received	9	9	N/A	92.6%	92.9%	92.7%
% of Patients satisfied with the time they had to wait for an appointment	9	9	N/A	88.0%	88.8%	88.8%

* This is based on patients treated on this contract for their most recent course of treatment. Figures in italics indicate the base number of FP17s or Patient Questionnaire responses are less than 100. N/A is shown where the base number of responses is less than 10 during the period. % is calculated as Quantity/Base number*100

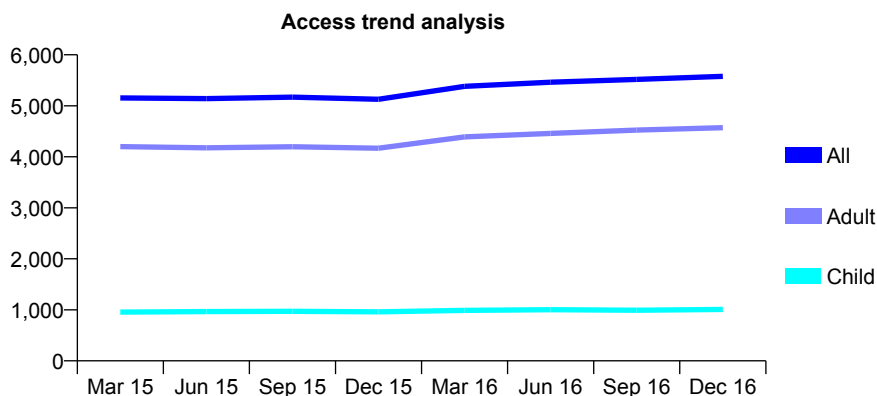
Q70 - Vital Signs At a Glance Contract Report for 110701/0001 - December 2016

Name or company name	Dr H Dhatt
Contract type name	GDS Contract
Purpose of contract	General
Contract start date	01/04/2010
Contract end date	

16/17 Contracted general activity (UDA)	18,000
Carry forward general activity (UDA)	409
16/17 Contracted orthodontic activity (UOA)	0
Carry forward orthodontic activity (UOA)	0
Baseline contract value	£468,367.50

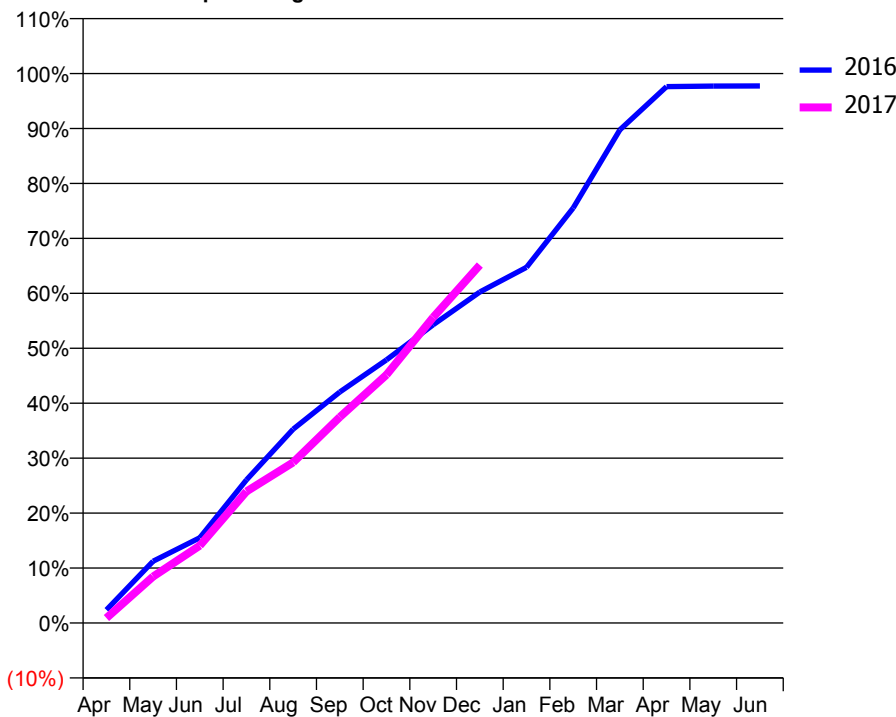
ACCESS*

Patients seen in 24 months	Total	Change since previous quarter
Quarter ending December 2015	5,129	
Quarter ending March 2016	5,381	↑
Quarter ending June 2016	5,462	→
Quarter ending September 2016	5,518	→
Quarter ending December 2016	5,579	→
Variance since December 2015	8.8%	↑



ACTIVITY

Cumulative percentage of contracted UDA delivered 2016 & 2017



Month	Adjusted Scheduled Activity (UDA)	
	2016	2017
April	429	164
May	2,023	1,524
June	2,791	2,537
July	4,691	4,308
August	6,351	5,263
September	7,566	6,745
October	8,621	8,131
November	9,768	10,014
December	10,843	11,724
January	11,652	
February	13,597	
March	16,156	
April	17,569	
May	17,588	
June	17,591	

QUALITY

	Quantity	Base Number	Contract	AT	Region	England
% of FP17s for the same patient ID Re-attending within 3 months - Children	63	1,072	5.9%	10.3%	11.9%	12.4%
% of FP17s for the same patient ID Re-attending within 3 months - Adults	588	4,621	12.7%	15.1%	16.5%	16.6%
% of FP17s for the same patient ID Re-attending between 3 & 9 months - Children	669	1,072	62.4%	60.7%	60.2%	57.5%
% of FP17s for the same patient ID Re-attending between 3 & 9 months - Adults	2,268	4,621	49.1%	52.7%	52.0%	50.4%
% of FP17s for Band 1 Urgent Courses	872	4,944	17.6%	9.5%	9.5%	9.1%
% of FP17s Relating to Free Repair or Replacements	0	4,944	0.0%	0.7%	0.7%	0.8%
% of FP17s Relating to Continuations	15	4,944	0.3%	1.3%	1.2%	1.3%
% of Patients satisfied with the dentistry they have received	9	10	90.0%	92.6%	92.9%	92.7%
% of Patients satisfied with the time they had to wait for an appointment	8	10	80.0%	88.0%	88.8%	88.8%

* This is based on patients treated on this contract for their most recent course of treatment. Figures in italics indicate the base number of FP17s or Patient Questionnaire responses are less than 100. N/A is shown where the base number of responses is less than 10 during the period. % is calculated as Quantity/Base number*100

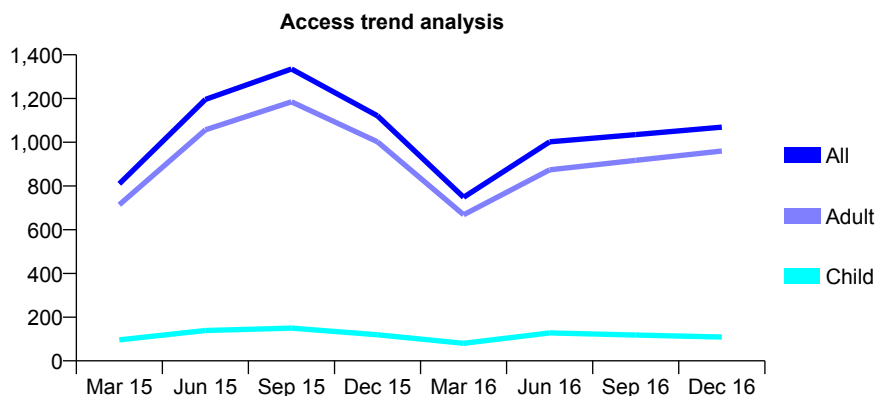
Q70 - Vital Signs At a Glance Contract Report for 111643/0001 - December 2016

Name or company name	West Hill Dental Care
Contract type name	GDS Contract
Purpose of contract	General
Contract start date	01/02/2014
Contract end date	

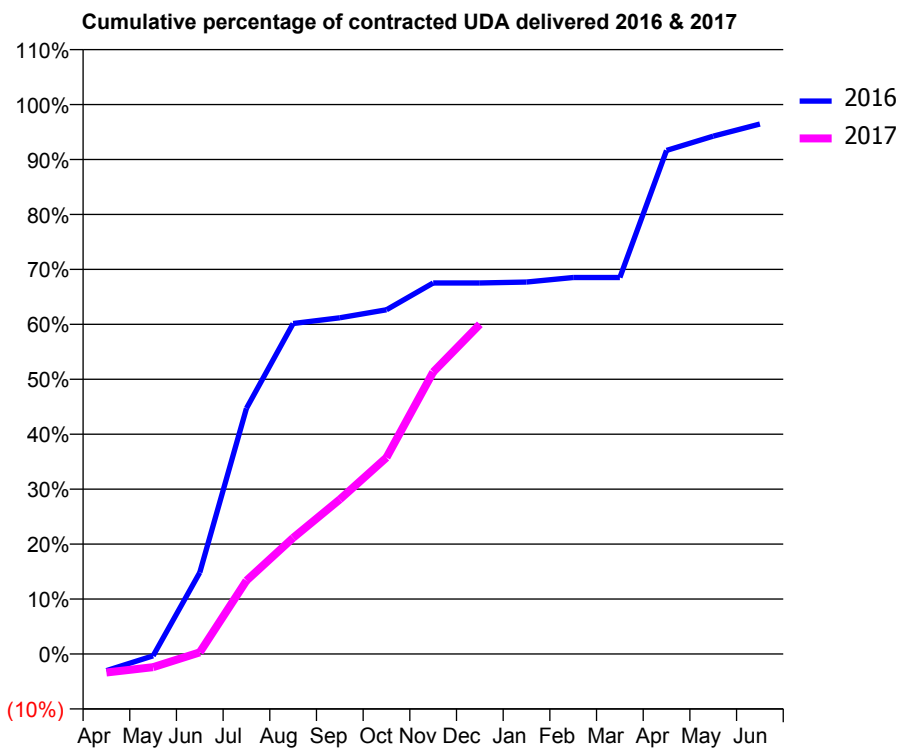
16/17 Contracted general activity (UDA)	7,439
Carry forward general activity (UDA)	264
16/17 Contracted orthodontic activity (UOA)	0
Carry forward orthodontic activity (UOA)	0
Baseline contract value	£159,588.22

ACCESS*

Patients seen in 24 months	Total	Change since previous quarter
Quarter ending December 2015	1,121	
Quarter ending March 2016	748	↓
Quarter ending June 2016	1,002	↑
Quarter ending September 2016	1,035	↑
Quarter ending December 2016	1,069	↑
Variance since December 2015	(4.6%)	↓



ACTIVITY



Month	Adjusted Scheduled Activity (UDA)	
	2016	2017
April	-226	-252
May	-27	-180
June	1,104	23
July	3,326	993
August	4,475	1,574
September	4,553	2,093
October	4,661	2,659
November	5,023	3,818
December	5,023	4,463
January	5,036	
February	5,098	
March	5,098	
April	6,818	
May	7,011	
June	7,174	

QUALITY

	Quantity	Base Number	Contract	AT	Region	England
% of FP17s for the same patient ID Re-attending within 3 months - Children	3	162	1.9%	10.3%	11.9%	12.4%
% of FP17s for the same patient ID Re-attending within 3 months - Adults	66	1,252	5.3%	15.1%	16.5%	16.6%
% of FP17s for the same patient ID Re-attending between 3 & 9 months - Children	14	162	8.6%	60.7%	60.2%	57.5%
% of FP17s for the same patient ID Re-attending between 3 & 9 months - Adults	203	1,252	16.2%	52.7%	52.0%	50.4%
% of FP17s for Band 1 Urgent Courses	114	935	12.2%	9.5%	9.5%	9.1%
% of FP17s Relating to Free Repair or Replacements	7	935	0.7%	0.7%	0.7%	0.8%
% of FP17s Relating to Continuations	7	935	0.7%	1.3%	1.2%	1.3%
% of Patients satisfied with the dentistry they have received	3	3	N/A	92.6%	92.9%	92.7%
% of Patients satisfied with the time they had to wait for an appointment	3	3	N/A	88.0%	88.8%	88.8%

* This is based on patients treated on this contract for their most recent course of treatment. Figures in italics indicate the base number of FP17s or Patient Questionnaire responses are less than 100. N/A is shown where the base number of responses is less than 10 during the period. % is calculated as Quantity/Base number*100

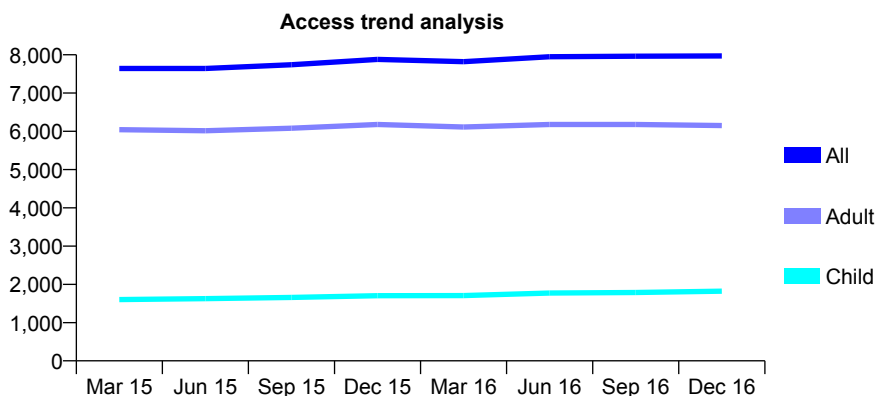
Q70 - Vital Signs At a Glance Contract Report for 112410/0001 - December 2016

Name or company name	Dale Road Oral Care Ltd
Contract type name	GDS Contract
Purpose of contract	General
Contract start date	01/09/2010
Contract end date	

16/17 Contracted general activity (UDA)	30,000
Carry forward general activity (UDA)	735
16/17 Contracted orthodontic activity (UOA)	0
Carry forward orthodontic activity (UOA)	0
Baseline contract value	£704,705.73

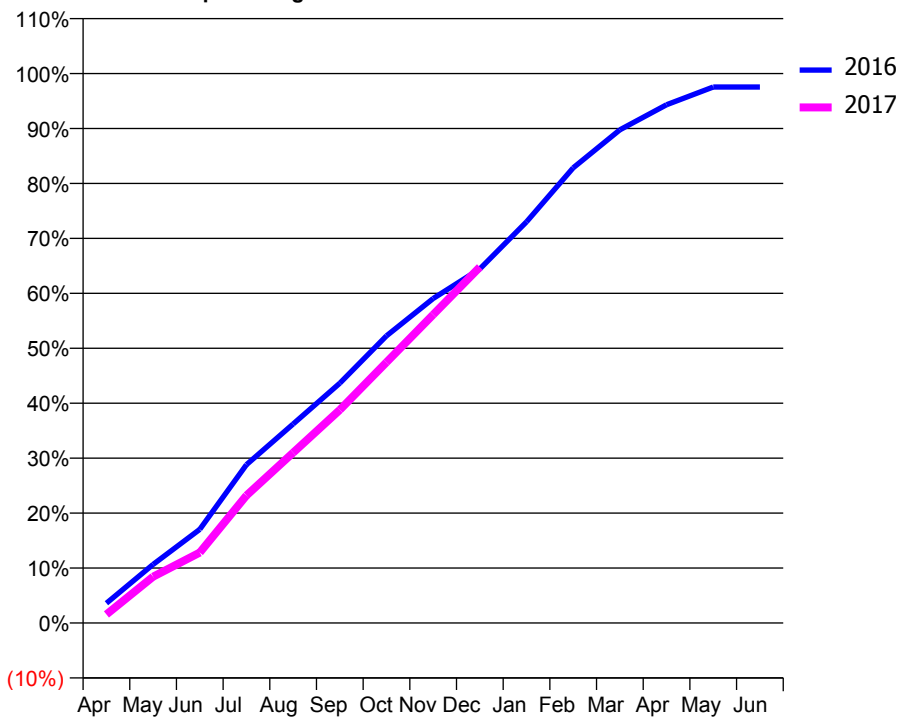
ACCESS*

Patients seen in 24 months	Total	Change since previous quarter
Quarter ending December 2015	7,881	
Quarter ending March 2016	7,821	→
Quarter ending June 2016	7,948	→
Quarter ending September 2016	7,965	→
Quarter ending December 2016	7,972	→
Variance since December 2015	1.2%	→



ACTIVITY

Cumulative percentage of contracted UDA delivered 2016 & 2017



Month	Adjusted Scheduled Activity (UDA)	
	2016	2017
April	1,079	467
May	3,203	2,527
June	5,113	3,847
July	8,643	6,966
August	10,862	9,302
September	13,096	11,636
October	15,680	14,235
November	17,718	16,835
December	19,335	19,431
January	21,903	
February	24,848	
March	26,927	
April	28,291	
May	29,260	
June	29,264	

QUALITY

	Quantity	Base Number	Contract	AT	Region	England
% of FP17s for the same patient ID Re-attending within 3 months - Children	238	2,057	11.6%	10.3%	11.9%	12.4%
% of FP17s for the same patient ID Re-attending within 3 months - Adults	1,002	5,906	17.0%	15.1%	16.5%	16.6%
% of FP17s for the same patient ID Re-attending between 3 & 9 months - Children	1,117	2,057	54.3%	60.7%	60.2%	57.5%
% of FP17s for the same patient ID Re-attending between 3 & 9 months - Adults	2,812	5,906	47.6%	52.7%	52.0%	50.4%
% of FP17s for Band 1 Urgent Courses	637	7,277	8.8%	9.5%	9.5%	9.1%
% of FP17s Relating to Free Repair or Replacements	55	7,277	0.8%	0.7%	0.7%	0.8%
% of FP17s Relating to Continuations	245	7,277	3.4%	1.3%	1.2%	1.3%
% of Patients satisfied with the dentistry they have received	9	9	N/A	92.6%	92.9%	92.7%
% of Patients satisfied with the time they had to wait for an appointment	9	9	N/A	88.0%	88.8%	88.8%

* This is based on patients treated on this contract for their most recent course of treatment. Figures in italics indicate the base number of FP17s or Patient Questionnaire responses are less than 100. N/A is shown where the base number of responses is less than 10 during the period. % is calculated as Quantity/Base number*100

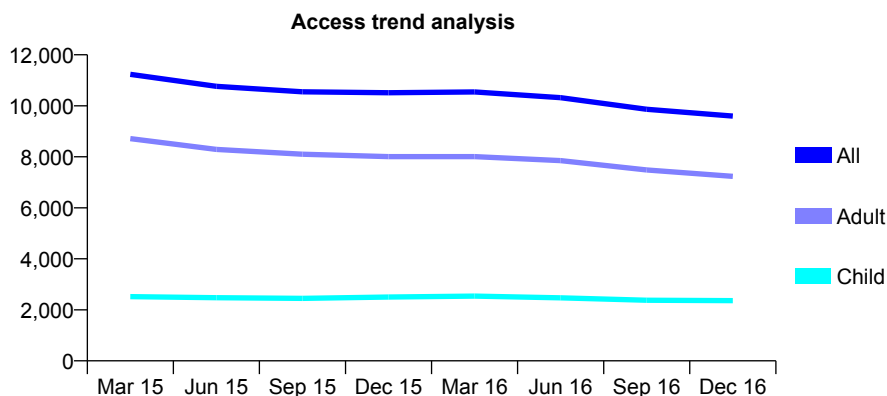
Q70 - Vital Signs At a Glance Contract Report for 112488/0004 - December 2016

Name or company name	Integrated Dental Holdings
Contract type name	GDS Contract
Purpose of contract	General
Contract start date	01/01/2009
Contract end date	

16/17 Contracted general activity (UDA)	35,968
Carry forward general activity (UDA)	0
16/17 Contracted orthodontic activity (UOA)	0
Carry forward orthodontic activity (UOA)	0
Baseline contract value	£825,151.99

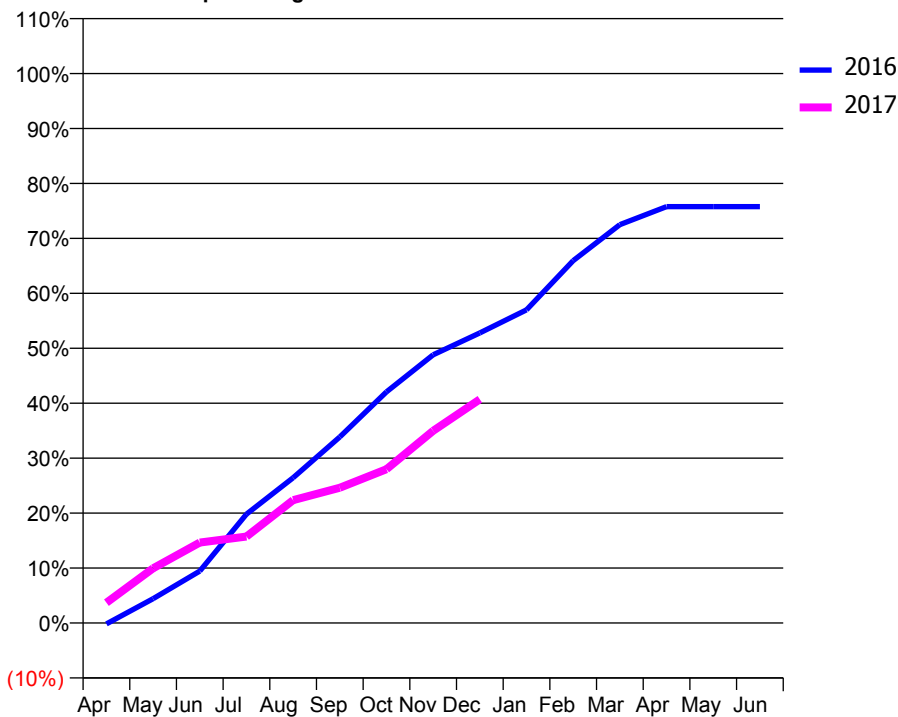
ACCESS*

Patients seen in 24 months	Total	Change since previous quarter
Quarter ending December 2015	10,511	
Quarter ending March 2016	10,542	→
Quarter ending June 2016	10,321	↓
Quarter ending September 2016	9,862	↓
Quarter ending December 2016	9,597	↓
Variance since December 2015	(8.7%)	↓



ACTIVITY

Cumulative percentage of contracted UDA delivered 2016 & 2017



Month	Adjusted Scheduled Activity (UDA)	
	2016	2017
April	-63	1,330
May	1,595	3,583
June	3,400	5,271
July	7,128	5,658
August	9,510	8,045
September	12,178	8,851
October	15,132	10,064
November	17,557	12,583
December	18,989	14,642
January	20,500	
February	23,723	
March	26,077	
April	27,258	
May	27,257	
June	27,257	

QUALITY

	Quantity	Base Number	Contract	AT	Region	England
% of FP17s for the same patient ID Re-attending within 3 months - Children	184	1,875	9.8%	10.3%	11.9%	12.4%
% of FP17s for the same patient ID Re-attending within 3 months - Adults	802	5,288	15.2%	15.1%	16.5%	16.6%
% of FP17s for the same patient ID Re-attending between 3 & 9 months - Children	895	1,875	47.7%	60.7%	60.2%	57.5%
% of FP17s for the same patient ID Re-attending between 3 & 9 months - Adults	2,268	5,288	42.9%	52.7%	52.0%	50.4%
% of FP17s for Band 1 Urgent Courses	996	6,634	15.0%	9.5%	9.5%	9.1%
% of FP17s Relating to Free Repair or Replacements	43	6,634	0.6%	0.7%	0.7%	0.8%
% of FP17s Relating to Continuations	64	6,634	1.0%	1.3%	1.2%	1.3%
% of Patients satisfied with the dentistry they have received	11	11	100.0%	92.6%	92.9%	92.7%
% of Patients satisfied with the time they had to wait for an appointment	10	11	90.9%	88.0%	88.8%	88.8%

* This is based on patients treated on this contract for their most recent course of treatment. Figures in italics indicate the base number of FP17s or Patient Questionnaire responses are less than 100. N/A is shown where the base number of responses is less than 10 during the period. % is calculated as Quantity/Base number*100

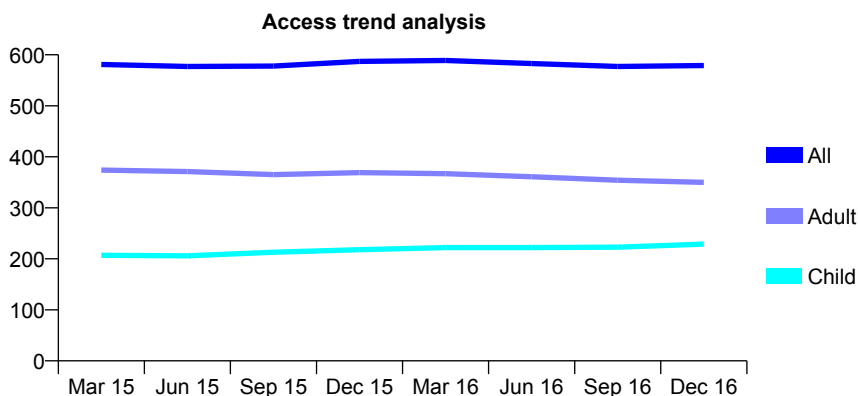
Q70 - Vital Signs At a Glance Contract Report for 112593/0001 - December 2016

Name or company name	Mrs T C Martin
Contract type name	GDS Contract
Purpose of contract	General
Contract start date	01/01/2012
Contract end date	

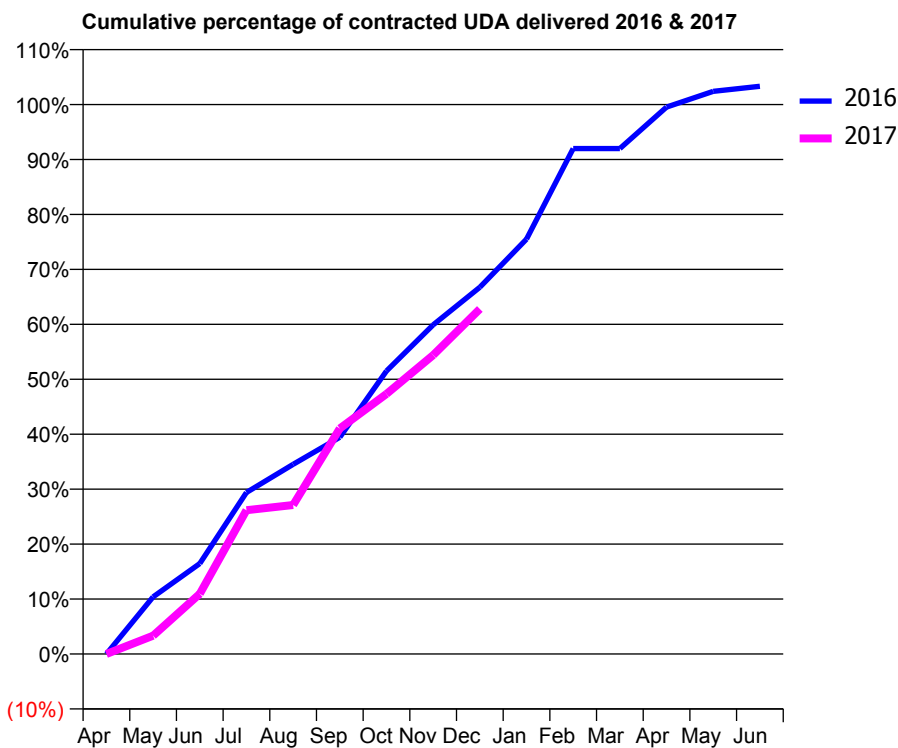
16/17 Contracted general activity (UDA)	1,407
Carry forward general activity (UDA)	0
16/17 Contracted orthodontic activity (UOA)	0
Carry forward orthodontic activity (UOA)	0
Baseline contract value	£34,720.82

ACCESS*

Patients seen in 24 months	Total	Change since previous quarter
Quarter ending December 2015	587	
Quarter ending March 2016	589	→
Quarter ending June 2016	583	↓
Quarter ending September 2016	577	↓
Quarter ending December 2016	579	→
Variance since December 2015	(1.4%)	↓



ACTIVITY



Month	Adjusted Scheduled Activity (UDA)	
	2016	2017
April	0	0
May	146	47
June	232	154
July	414	368
August	486	381
September	555	577
October	725	666
November	843	765
December	939	884
January	1,062	
February	1,294	
March	1,294	
April	1,400	
May	1,441	
June	1,454	

QUALITY

	Quantity	Base Number	Contract	AT	Region	England
% of FP17s for the same patient ID Re-attending within 3 months - Children	18	243	7.4%	10.3%	11.9%	12.4%
% of FP17s for the same patient ID Re-attending within 3 months - Adults	27	379	7.1%	15.1%	16.5%	16.6%
% of FP17s for the same patient ID Re-attending between 3 & 9 months - Children	135	243	55.6%	60.7%	60.2%	57.5%
% of FP17s for the same patient ID Re-attending between 3 & 9 months - Adults	254	379	67.0%	52.7%	52.0%	50.4%
% of FP17s for Band 1 Urgent Courses	8	517	1.5%	9.5%	9.5%	9.1%
% of FP17s Relating to Free Repair or Replacements	2	517	0.4%	0.7%	0.7%	0.8%
% of FP17s Relating to Continuations	0	517	0.0%	1.3%	1.2%	1.3%
% of Patients satisfied with the dentistry they have received	0	0	N/A	92.6%	92.9%	92.7%
% of Patients satisfied with the time they had to wait for an appointment	0	0	N/A	88.0%	88.8%	88.8%

* This is based on patients treated on this contract for their most recent course of treatment. Figures in italics indicate the base number of FP17s or Patient Questionnaire responses are less than 100. N/A is shown where the base number of responses is less than 10 during the period. % is calculated as Quantity/Base number*100

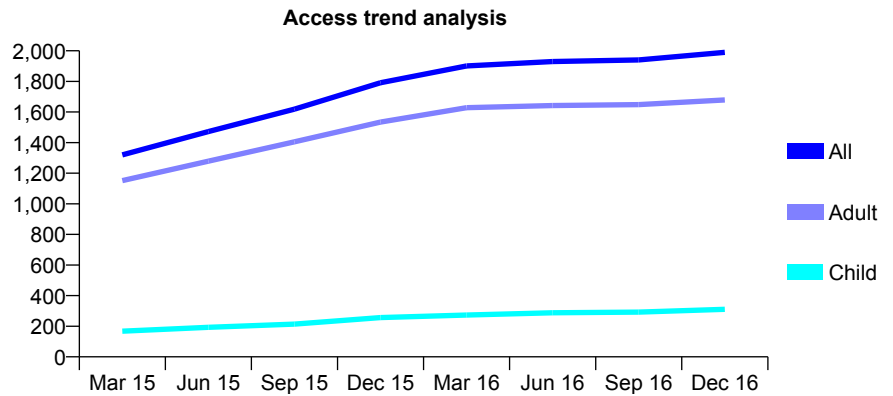
Q70 - Vital Signs At a Glance Contract Report for 112690/0001 - December 2016

Name or company name	The Grove Dental Practice
Contract type name	GDS Contract
Purpose of contract	General
Contract start date	28/03/2014
Contract end date	

16/17 Contracted general activity (UDA)	5,028
Carry forward general activity (UDA)	0
16/17 Contracted orthodontic activity (UOA)	0
Carry forward orthodontic activity (UOA)	0
Baseline contract value	£115,622.26

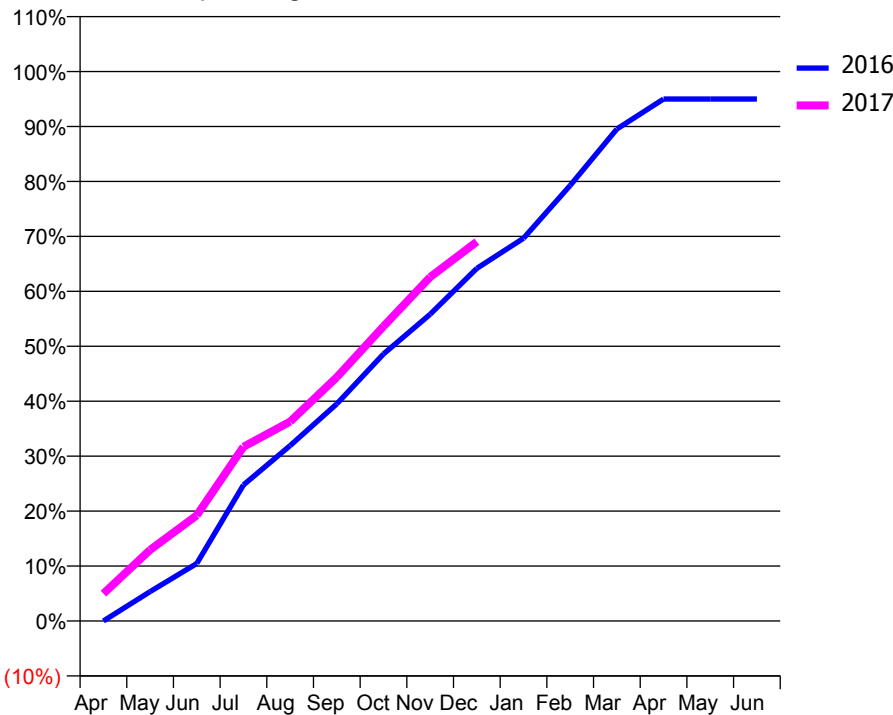
ACCESS*

Patients seen in 24 months	Total	Change since previous quarter
Quarter ending December 2015	1,791	
Quarter ending March 2016	1,901	↑
Quarter ending June 2016	1,930	→
Quarter ending September 2016	1,940	→
Quarter ending December 2016	1,990	↑
Variance since December 2015	11.1%	↑



ACTIVITY

Cumulative percentage of contracted UDA delivered 2016 & 2017



Month	Adjusted Scheduled Activity (UDA)	
	2016	2017
April	0	251
May	270	650
June	527	967
July	1,245	1,594
August	1,606	1,824
September	1,987	2,231
October	2,444	2,696
November	2,807	3,147
December	3,226	3,471
January	3,502	
February	3,985	
March	4,502	
April	4,776	
May	4,776	
June	4,776	

QUALITY

	Quantity	Base Number	Contract	AT	Region	England
% of FP17s for the same patient ID Re-attending within 3 months - Children	20	359	5.6%	10.3%	11.9%	12.4%
% of FP17s for the same patient ID Re-attending within 3 months - Adults	264	1,887	14.0%	15.1%	16.5%	16.6%
% of FP17s for the same patient ID Re-attending between 3 & 9 months - Children	230	359	64.1%	60.7%	60.2%	57.5%
% of FP17s for the same patient ID Re-attending between 3 & 9 months - Adults	1,146	1,887	60.7%	52.7%	52.0%	50.4%
% of FP17s for Band 1 Urgent Courses	300	2,100	14.3%	9.5%	9.5%	9.1%
% of FP17s Relating to Free Repair or Replacements	20	2,100	1.0%	0.7%	0.7%	0.8%
% of FP17s Relating to Continuations	1	2,100	0.0%	1.3%	1.2%	1.3%
% of Patients satisfied with the dentistry they have received	3	3	N/A	92.6%	92.9%	92.7%
% of Patients satisfied with the time they had to wait for an appointment	3	3	N/A	88.0%	88.8%	88.8%

* This is based on patients treated on this contract for their most recent course of treatment. Figures in italics indicate the base number of FP17s or Patient Questionnaire responses are less than 100. N/A is shown where the base number of responses is less than 10 during the period. % is calculated as Quantity/Base number*100

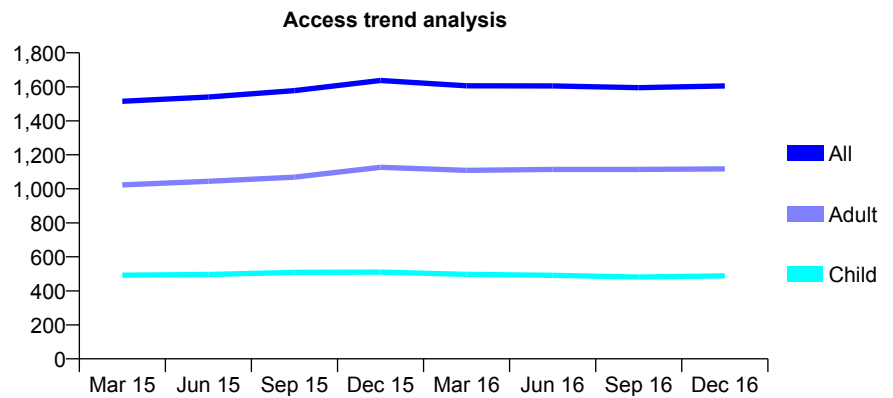
Q70 - Vital Signs At a Glance Contract Report for 112844/0001 - December 2016

Name or company name	Tadley Dental Care Partnership
Contract type name	GDS Contract
Purpose of contract	General
Contract start date	09/03/2012
Contract end date	

16/17 Contracted general activity (UDA)	4,130
Carry forward general activity (UDA)	100
16/17 Contracted orthodontic activity (UOA)	0
Carry forward orthodontic activity (UOA)	0
Baseline contract value	£107,500.49

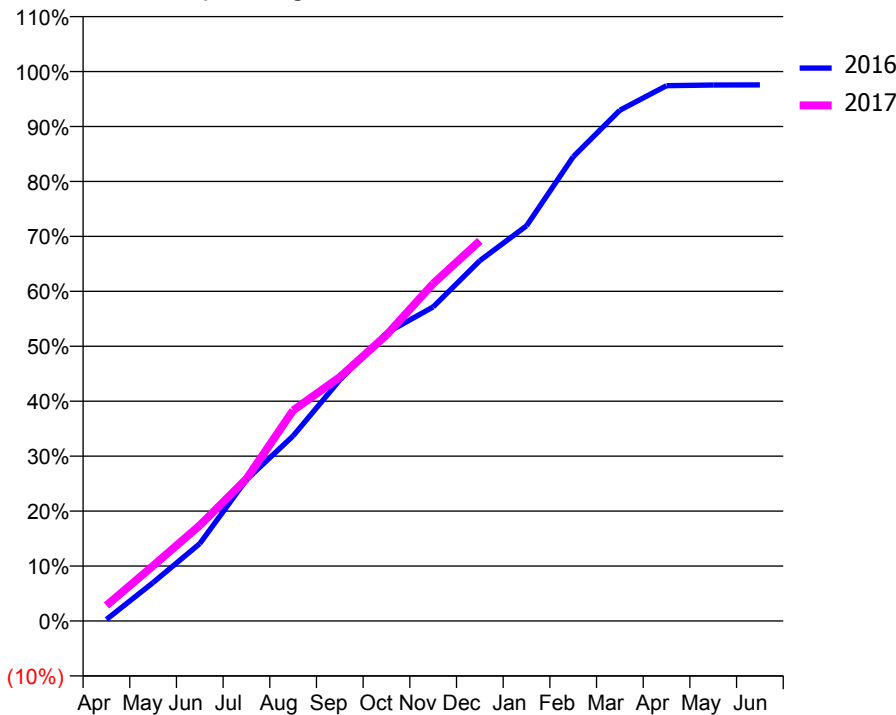
ACCESS*

Patients seen in 24 months	Total	Change since previous quarter
Quarter ending December 2015	1,637	
Quarter ending March 2016	1,606	↓
Quarter ending June 2016	1,605	→
Quarter ending September 2016	1,595	→
Quarter ending December 2016	1,605	→
Variance since December 2015	(2.0%)	↓



ACTIVITY

Cumulative percentage of contracted UDA delivered 2016 & 2017



Month	Adjusted Scheduled Activity (UDA)	
	2016	2017
April	12	117
May	289	416
June	582	719
July	1,062	1,069
August	1,392	1,583
September	1,811	1,834
October	2,164	2,150
November	2,361	2,536
December	2,709	2,857
January	2,970	
February	3,490	
March	3,839	
April	4,024	
May	4,029	
June	4,030	

QUALITY

	Quantity	Base Number	Contract	AT	Region	England
% of FP17s for the same patient ID Re-attending within 3 months - Children	31	563	5.5%	10.3%	11.9%	12.4%
% of FP17s for the same patient ID Re-attending within 3 months - Adults	86	1,256	6.8%	15.1%	16.5%	16.6%
% of FP17s for the same patient ID Re-attending between 3 & 9 months - Children	148	563	26.3%	60.7%	60.2%	57.5%
% of FP17s for the same patient ID Re-attending between 3 & 9 months - Adults	356	1,256	28.3%	52.7%	52.0%	50.4%
% of FP17s for Band 1 Urgent Courses	140	1,715	8.2%	9.5%	9.5%	9.1%
% of FP17s Relating to Free Repair or Replacements	8	1,715	0.5%	0.7%	0.7%	0.8%
% of FP17s Relating to Continuations	5	1,715	0.3%	1.3%	1.2%	1.3%
% of Patients satisfied with the dentistry they have received	1	1	N/A	92.6%	92.9%	92.7%
% of Patients satisfied with the time they had to wait for an appointment	1	1	N/A	88.0%	88.8%	88.8%

* This is based on patients treated on this contract for their most recent course of treatment. Figures in italics indicate the base number of FP17s or Patient Questionnaire responses are less than 100. N/A is shown where the base number of responses is less than 10 during the period. % is calculated as Quantity/Base number*100

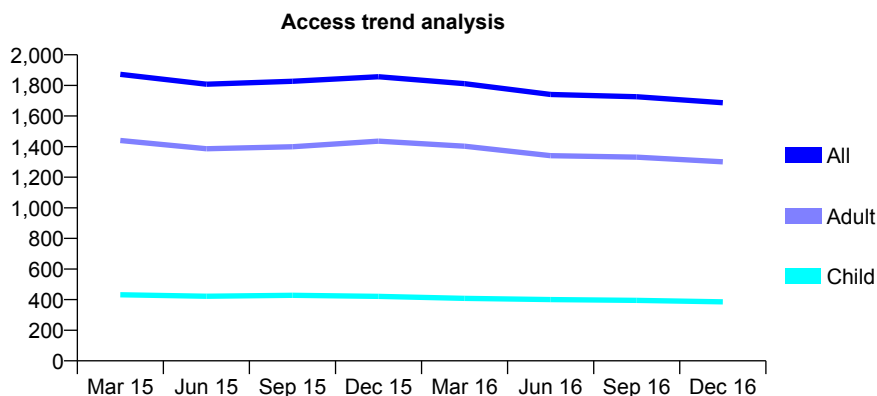
Q70 - Vital Signs At a Glance Contract Report for 115304/0001 - December 2016

Name or company name	Ms A Modarresi-Tehrani
Contract type name	GDS Contract
Purpose of contract	General
Contract start date	10/08/2012
Contract end date	

16/17 Contracted general activity (UDA)	4,462
Carry forward general activity (UDA)	0
16/17 Contracted orthodontic activity (UOA)	0
Carry forward orthodontic activity (UOA)	0
Baseline contract value	£117,035.44

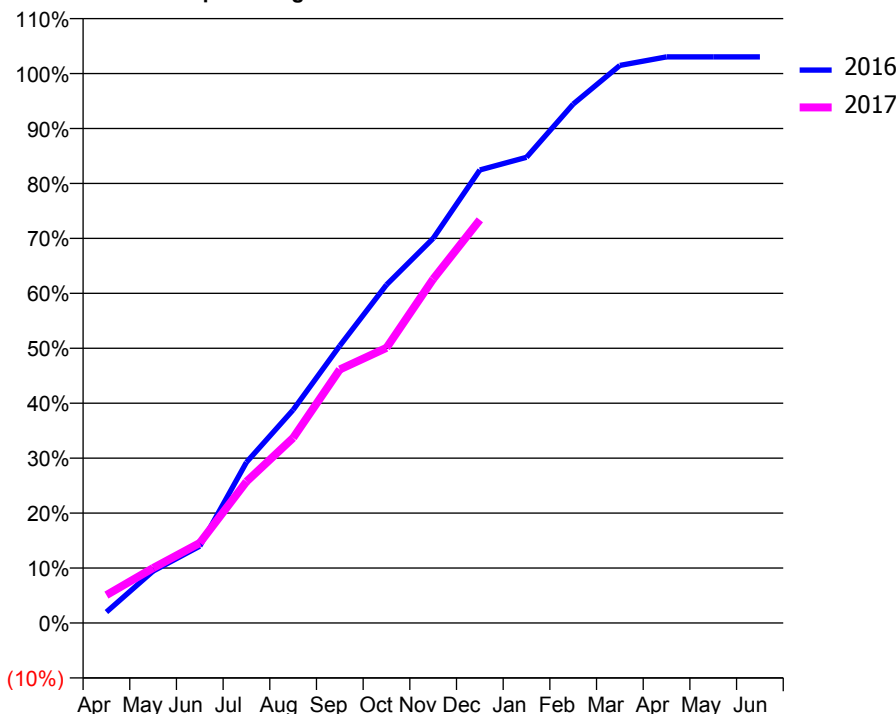
ACCESS*

Patients seen in 24 months	Total	Change since previous quarter
Quarter ending December 2015	1,857	
Quarter ending March 2016	1,811	↓
Quarter ending June 2016	1,741	↓
Quarter ending September 2016	1,726	→
Quarter ending December 2016	1,687	↓
Variance since December 2015	(9.2%)	↓



ACTIVITY

Cumulative percentage of contracted UDA delivered 2016 & 2017



Month	Adjusted Scheduled Activity (UDA)	
	2016	2017
April	89	226
May	422	446
June	624	650
July	1,305	1,148
August	1,731	1,504
September	2,251	2,059
October	2,746	2,235
November	3,123	2,793
December	3,679	3,274
January	3,782	
February	4,214	
March	4,528	
April	4,597	
May	4,597	
June	4,597	

QUALITY

	Quantity	Base Number	Contract	AT	Region	England
% of FP17s for the same patient ID Re-attending within 3 months - Children	19	362	5.2%	10.3%	11.9%	12.4%
% of FP17s for the same patient ID Re-attending within 3 months - Adults	145	1,094	13.3%	15.1%	16.5%	16.6%
% of FP17s for the same patient ID Re-attending between 3 & 9 months - Children	177	362	48.9%	60.7%	60.2%	57.5%
% of FP17s for the same patient ID Re-attending between 3 & 9 months - Adults	451	1,094	41.2%	52.7%	52.0%	50.4%
% of FP17s for Band 1 Urgent Courses	158	1,417	11.2%	9.5%	9.5%	9.1%
% of FP17s Relating to Free Repair or Replacements	0	1,417	0.0%	0.7%	0.7%	0.8%
% of FP17s Relating to Continuations	8	1,417	0.6%	1.3%	1.2%	1.3%
% of Patients satisfied with the dentistry they have received	2	3	N/A	92.6%	92.9%	92.7%
% of Patients satisfied with the time they had to wait for an appointment	2	3	N/A	88.0%	88.8%	88.8%

* This is based on patients treated on this contract for their most recent course of treatment. Figures in italics indicate the base number of FP17s or Patient Questionnaire responses are less than 100. N/A is shown where the base number of responses is less than 10 during the period. % is calculated as Quantity/Base number*100

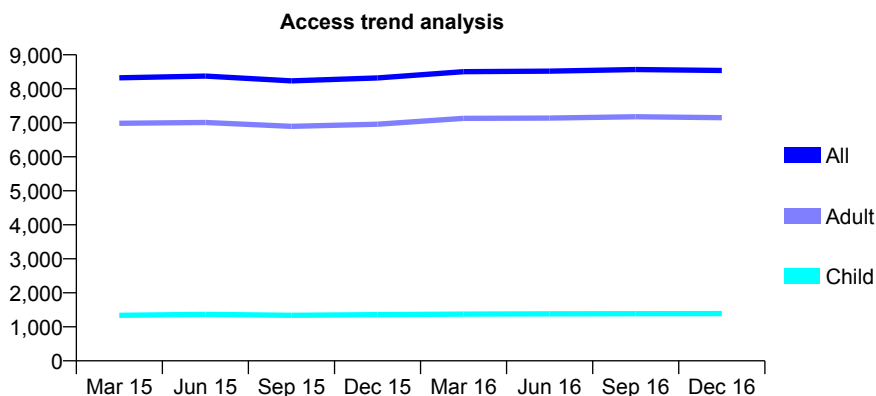
Q70 - Vital Signs At a Glance Contract Report for 115363/0001 - December 2016

Name or company name	Holmoak Dental Practice
Contract type name	GDS Contract
Purpose of contract	General
Contract start date	01/04/2009
Contract end date	

16/17 Contracted general activity (UDA)	28,000
Carry forward general activity (UDA)	484
16/17 Contracted orthodontic activity (UOA)	0
Carry forward orthodontic activity (UOA)	0
Baseline contract value	£720,445.42

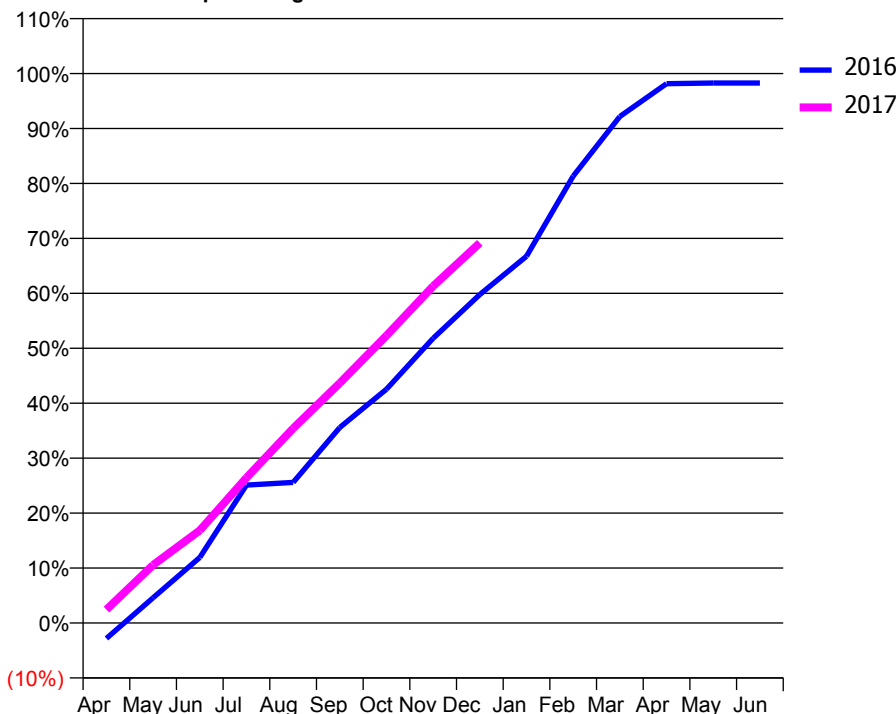
ACCESS*

Patients seen in 24 months	Total	Change since previous quarter
Quarter ending December 2015	8,318	
Quarter ending March 2016	8,504	↑
Quarter ending June 2016	8,519	→
Quarter ending September 2016	8,567	→
Quarter ending December 2016	8,541	→
Variance since December 2015	2.7%	↑



ACTIVITY

Cumulative percentage of contracted UDA delivered 2016 & 2017



Month	Adjusted Scheduled Activity (UDA)	
	2016	2017
April	-789	684
May	1,287	2,962
June	3,342	4,716
July	7,029	7,404
August	7,163	9,918
September	9,962	12,229
October	11,917	14,646
November	14,513	17,168
December	16,738	19,369
January	18,688	
February	22,774	
March	25,813	
April	27,480	
May	27,516	
June	27,516	

QUALITY

	Quantity	Base Number	Contract	AT	Region	England
% of FP17s for the same patient ID Re-attending within 3 months - Children	114	1,616	7.1%	10.3%	11.9%	12.4%
% of FP17s for the same patient ID Re-attending within 3 months - Adults	1,683	8,800	19.1%	15.1%	16.5%	16.6%
% of FP17s for the same patient ID Re-attending between 3 & 9 months - Children	1,055	1,616	65.3%	60.7%	60.2%	57.5%
% of FP17s for the same patient ID Re-attending between 3 & 9 months - Adults	5,385	8,800	61.2%	52.7%	52.0%	50.4%
% of FP17s for Band 1 Urgent Courses	915	9,681	9.5%	9.5%	9.5%	9.1%
% of FP17s Relating to Free Repair or Replacements	112	9,681	1.2%	0.7%	0.7%	0.8%
% of FP17s Relating to Continuations	150	9,681	1.5%	1.3%	1.2%	1.3%
% of Patients satisfied with the dentistry they have received	9	10	90.0%	92.6%	92.9%	92.7%
% of Patients satisfied with the time they had to wait for an appointment	9	10	90.0%	88.0%	88.8%	88.8%

* This is based on patients treated on this contract for their most recent course of treatment. Figures in italics indicate the base number of FP17s or Patient Questionnaire responses are less than 100. N/A is shown where the base number of responses is less than 10 during the period. % is calculated as Quantity/Base number*100

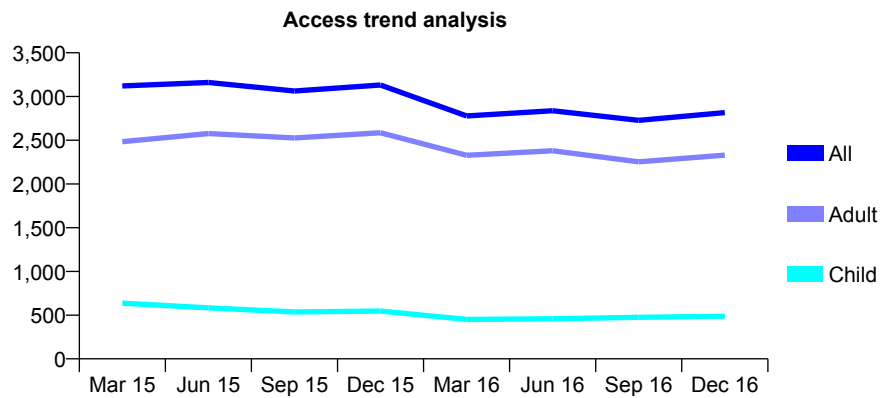
Q70 - Vital Signs At a Glance Contract Report for 117463/0001 - December 2016

Name or company name	Jonathan Mynors-Wallis, Jayne Mynors-Wa
Contract type name	PDS Plus Contract
Purpose of contract	General
Contract start date	01/01/2011
Contract end date	31/12/2020

16/17 Contracted general activity (UDA)	6,000
Carry forward general activity (UDA)	0
16/17 Contracted orthodontic activity (UOA)	0
Carry forward orthodontic activity (UOA)	0
Baseline contract value	£118,698.85

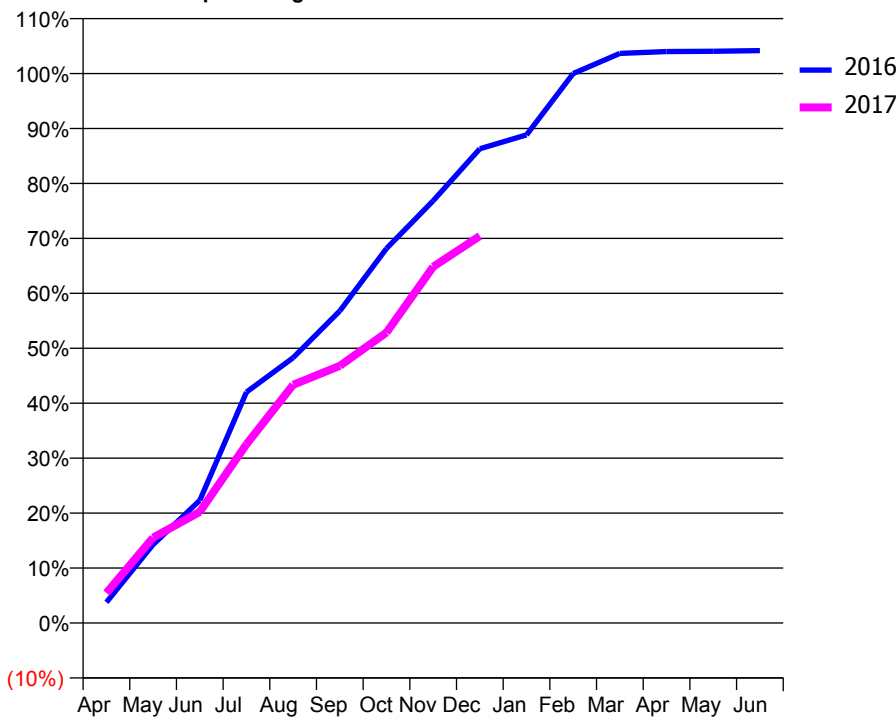
ACCESS*

Patients seen in 24 months	Total	Change since previous quarter
Quarter ending December 2015	3,132	
Quarter ending March 2016	2,778	↓
Quarter ending June 2016	2,838	↑
Quarter ending September 2016	2,728	↓
Quarter ending December 2016	2,816	↑
Variance since December 2015	(10.1%)	↓



ACTIVITY

Cumulative percentage of contracted UDA delivered 2016 & 2017



Month	Adjusted Scheduled Activity (UDA)	
	2016	2017
April	226	328
May	857	933
June	1,339	1,214
July	2,522	1,952
August	2,897	2,601
September	3,407	2,807
October	4,089	3,173
November	4,610	3,890
December	5,178	4,227
January	5,330	
February	6,000	
March	6,219	
April	6,240	
May	6,242	
June	6,250	

QUALITY

	Quantity	Base Number	Contract	AT	Region	England
% of FP17s for the same patient ID Re-attending within 3 months - Children	17	560	3.0%	10.3%	11.9%	12.4%
% of FP17s for the same patient ID Re-attending within 3 months - Adults	219	2,255	9.7%	15.1%	16.5%	16.6%
% of FP17s for the same patient ID Re-attending between 3 & 9 months - Children	251	560	44.8%	60.7%	60.2%	57.5%
% of FP17s for the same patient ID Re-attending between 3 & 9 months - Adults	571	2,255	25.3%	52.7%	52.0%	50.4%
% of FP17s for Band 1 Urgent Courses	94	1,959	4.8%	9.5%	9.5%	9.1%
% of FP17s Relating to Free Repair or Replacements	18	1,959	0.9%	0.7%	0.7%	0.8%
% of FP17s Relating to Continuations	44	1,959	2.2%	1.3%	1.2%	1.3%
% of Patients satisfied with the dentistry they have received	13	15	86.7%	92.6%	92.9%	92.7%
% of Patients satisfied with the time they had to wait for an appointment	14	15	93.3%	88.0%	88.8%	88.8%

* This is based on patients treated on this contract for their most recent course of treatment. Figures in italics indicate the base number of FP17s or Patient Questionnaire responses are less than 100. N/A is shown where the base number of responses is less than 10 during the period. % is calculated as Quantity/Base number*100

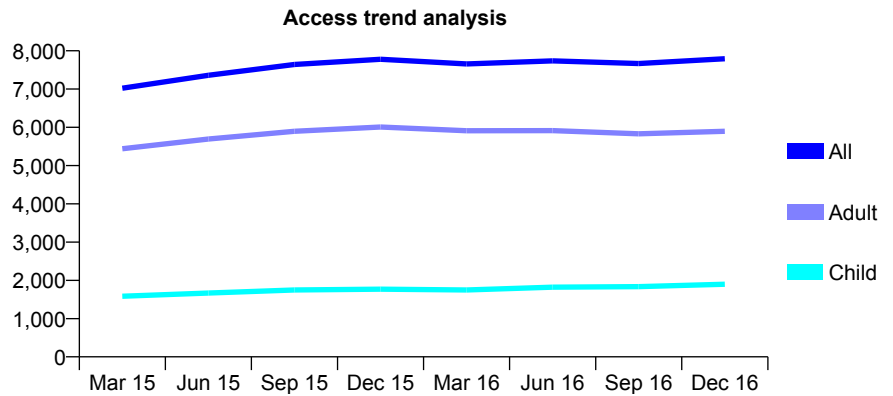
Q70 - Vital Signs At a Glance Contract Report for 118060/0025 - December 2016

Name or company name	Genix Healthcare Ltd
Contract type name	GDS Contract
Purpose of contract	General
Contract start date	24/01/2011
Contract end date	

16/17 Contracted general activity (UDA)	21,000
Carry forward general activity (UDA)	0
16/17 Contracted orthodontic activity (UOA)	0
Carry forward orthodontic activity (UOA)	0
Baseline contract value	£524,553.03

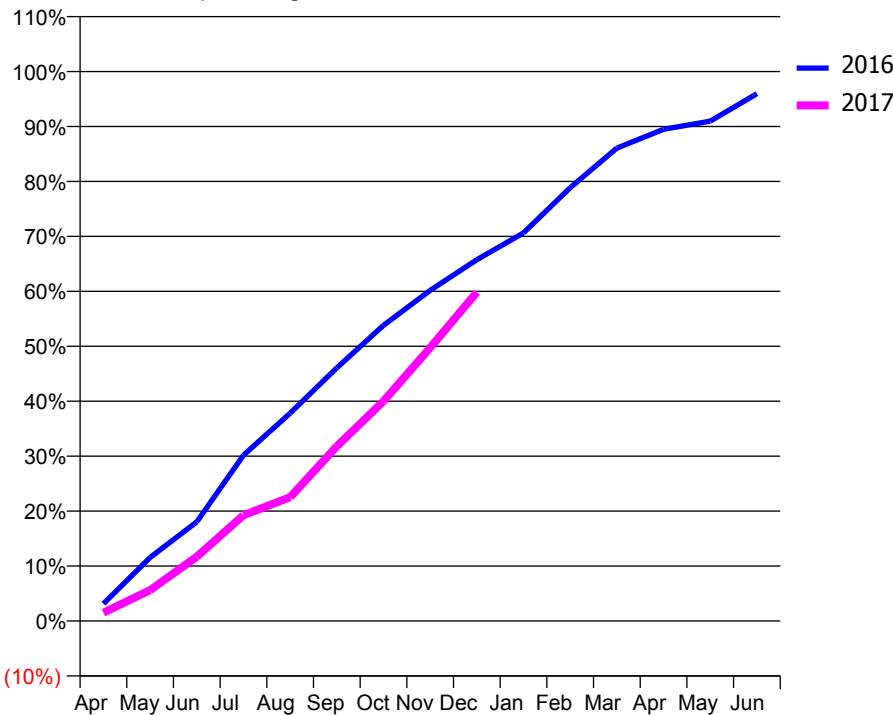
ACCESS*

Patients seen in 24 months	Total	Change since previous quarter
Quarter ending December 2015	7,778	
Quarter ending March 2016	7,658	↓
Quarter ending June 2016	7,736	→
Quarter ending September 2016	7,667	→
Quarter ending December 2016	7,794	→
Variance since December 2015	0.2%	→



ACTIVITY

Cumulative percentage of contracted UDA delivered 2016 & 2017



Month	Adjusted Scheduled Activity (UDA)	
	2016	2017
April	662	318
May	2,427	1,182
June	3,787	2,460
July	6,338	4,046
August	7,942	4,733
September	9,676	6,678
October	11,302	8,402
November	12,633	10,445
December	13,808	12,564
January	14,833	
February	16,559	
March	18,074	
April	18,793	
May	19,103	
June	20,154	

QUALITY

	Quantity	Base Number	Contract	AT	Region	England
% of FP17s for the same patient ID Re-attending within 3 months - Children	80	1,771	4.5%	10.3%	11.9%	12.4%
% of FP17s for the same patient ID Re-attending within 3 months - Adults	751	5,583	13.5%	15.1%	16.5%	16.6%
% of FP17s for the same patient ID Re-attending between 3 & 9 months - Children	734	1,771	41.4%	60.7%	60.2%	57.5%
% of FP17s for the same patient ID Re-attending between 3 & 9 months - Adults	2,779	5,583	49.8%	52.7%	52.0%	50.4%
% of FP17s for Band 1 Urgent Courses	659	6,233	10.6%	9.5%	9.5%	9.1%
% of FP17s Relating to Free Repair or Replacements	55	6,233	0.9%	0.7%	0.7%	0.8%
% of FP17s Relating to Continuations	28	6,233	0.4%	1.3%	1.2%	1.3%
% of Patients satisfied with the dentistry they have received	6	6	N/A	92.6%	92.9%	92.7%
% of Patients satisfied with the time they had to wait for an appointment	6	6	N/A	88.0%	88.8%	88.8%

* This is based on patients treated on this contract for their most recent course of treatment. Figures in italics indicate the base number of FP17s or Patient Questionnaire responses are less than 100. N/A is shown where the base number of responses is less than 10 during the period. % is calculated as Quantity/Base number*100

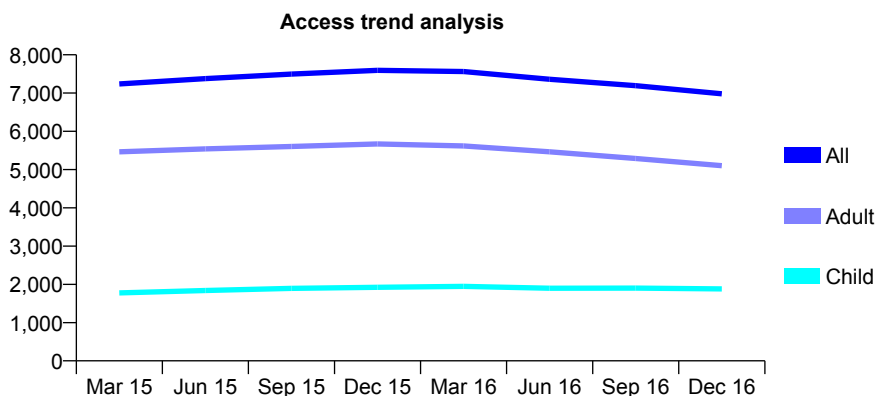
Q70 - Vital Signs At a Glance Contract Report for 118060/0026 - December 2016

Name or company name	Genix Healthcare Ltd
Contract type name	GDS Contract
Purpose of contract	General
Contract start date	01/04/2011
Contract end date	

16/17 Contracted general activity (UDA)	20,126
Carry forward general activity (UDA)	0
16/17 Contracted orthodontic activity (UOA)	0
Carry forward orthodontic activity (UOA)	0
Baseline contract value	£524,553.03

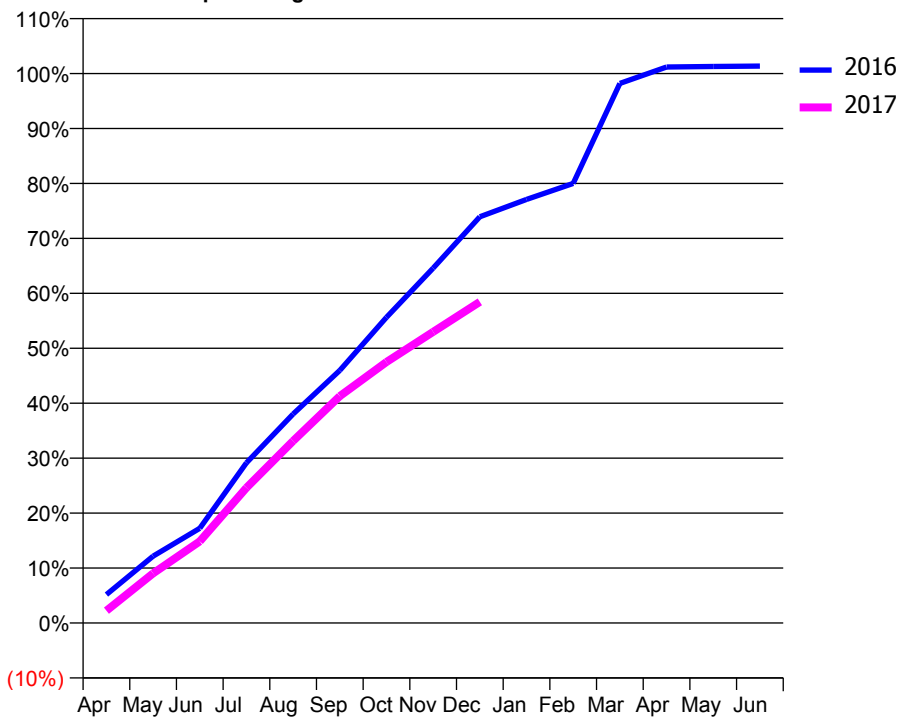
ACCESS*

Patients seen in 24 months	Total	Change since previous quarter
Quarter ending December 2015	7,595	
Quarter ending March 2016	7,564	→
Quarter ending June 2016	7,361	↓
Quarter ending September 2016	7,192	↓
Quarter ending December 2016	6,980	↓
Variance since December 2015	(8.1%)	↓



ACTIVITY

Cumulative percentage of contracted UDA delivered 2016 & 2017



Adjusted Scheduled Activity (UDA)

Month	2016	2017
April	1,043	452
May	2,451	1,819
June	3,472	2,990
July	5,867	4,953
August	7,656	6,669
September	9,254	8,312
October	11,198	9,563
November	13,000	10,664
December	14,877	11,763
January	15,516	
February	16,102	
March	19,761	
April	20,364	
May	20,381	
June	20,396	

QUALITY

	Quantity	Base Number	Contract	AT	Region	England
% of FP17s for the same patient ID Re-attending within 3 months - Children	131	1,918	6.8%	10.3%	11.9%	12.4%
% of FP17s for the same patient ID Re-attending within 3 months - Adults	504	4,727	10.7%	15.1%	16.5%	16.6%
% of FP17s for the same patient ID Re-attending between 3 & 9 months - Children	1,171	1,918	61.1%	60.7%	60.2%	57.5%
% of FP17s for the same patient ID Re-attending between 3 & 9 months - Adults	3,135	4,727	66.3%	52.7%	52.0%	50.4%
% of FP17s for Band 1 Urgent Courses	322	6,297	5.1%	9.5%	9.5%	9.1%
% of FP17s Relating to Free Repair or Replacements	73	6,297	1.2%	0.7%	0.7%	0.8%
% of FP17s Relating to Continuations	53	6,297	0.8%	1.3%	1.2%	1.3%
% of Patients satisfied with the dentistry they have received	5	6	N/A	92.6%	92.9%	92.7%
% of Patients satisfied with the time they had to wait for an appointment	6	6	N/A	88.0%	88.8%	88.8%

* This is based on patients treated on this contract for their most recent course of treatment. Figures in italics indicate the base number of FP17s or Patient Questionnaire responses are less than 100. N/A is shown where the base number of responses is less than 10 during the period. % is calculated as Quantity/Base number*100

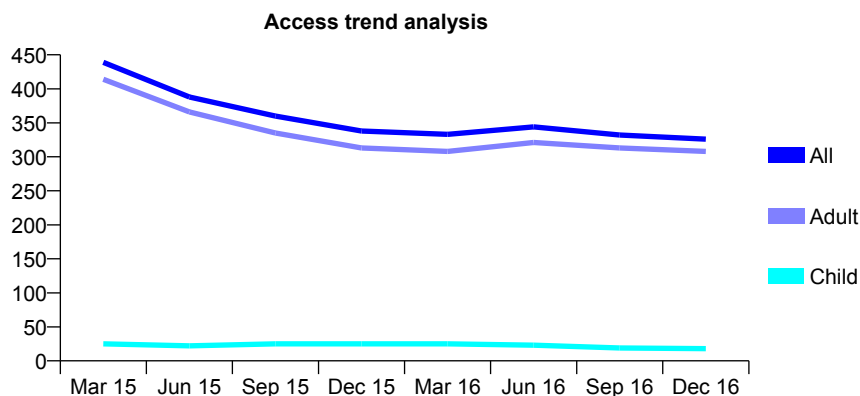
Q70 - Vital Signs At a Glance Contract Report for 118060/0027 - December 2016

Name or company name	Genix Healthcare Ltd
Contract type name	GDS Contract
Purpose of contract	General
Contract start date	01/04/2011
Contract end date	

16/17 Contracted general activity (UDA)	874
Carry forward general activity (UDA)	0
16/17 Contracted orthodontic activity (UOA)	0
Carry forward orthodontic activity (UOA)	0
Baseline contract value	£0.00

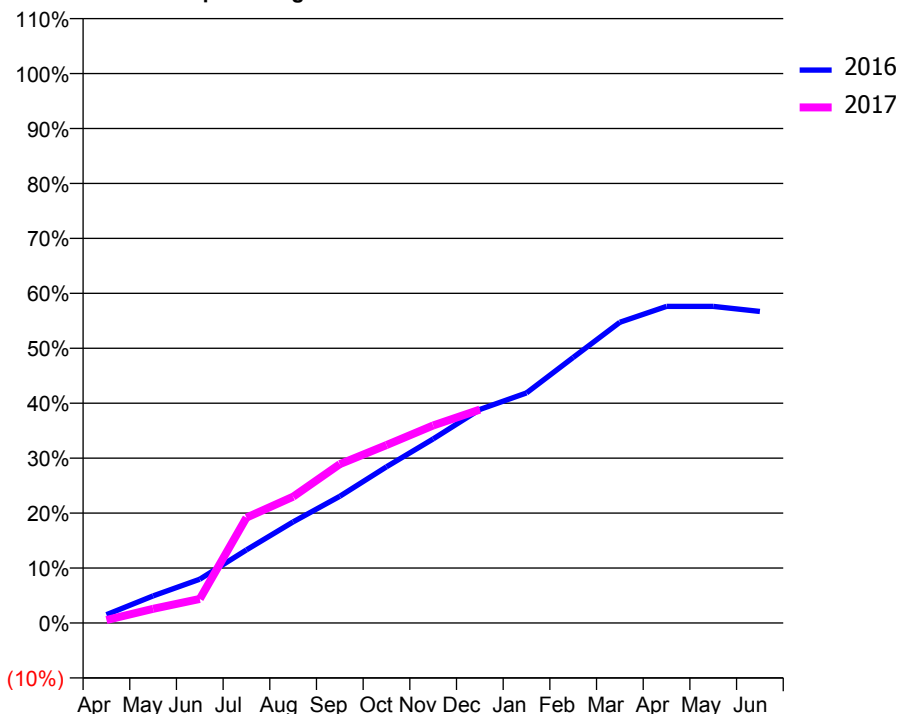
ACCESS*

Patients seen in 24 months	Total	Change since previous quarter
Quarter ending December 2015	338	
Quarter ending March 2016	333	↓
Quarter ending June 2016	344	↑
Quarter ending September 2016	332	↓
Quarter ending December 2016	326	↓
Variance since December 2015	(3.6%)	↓



ACTIVITY

Cumulative percentage of contracted UDA delivered 2016 & 2017



Month	Adjusted Scheduled Activity (UDA)	
	2016	2017
April	13	5
May	43	23
June	70	38
July	116	168
August	161	201
September	202	253
October	248	283
November	293	314
December	340	339
January	366	
February	422	
March	478	
April	504	
May	504	
June	496	

QUALITY

	Quantity	Base Number	Contract	AT	Region	England
% of FP17s for the same patient ID Re-attending within 3 months - Children	0	6	0.0%	10.3%	11.9%	12.4%
% of FP17s for the same patient ID Re-attending within 3 months - Adults	14	294	4.8%	15.1%	16.5%	16.6%
% of FP17s for the same patient ID Re-attending between 3 & 9 months - Children	0	6	0.0%	60.7%	60.2%	57.5%
% of FP17s for the same patient ID Re-attending between 3 & 9 months - Adults	6	294	2.0%	52.7%	52.0%	50.4%
% of FP17s for Band 1 Urgent Courses	282	283	99.6%	9.5%	9.5%	9.1%
% of FP17s Relating to Free Repair or Replacements	0	283	0.0%	0.7%	0.7%	0.8%
% of FP17s Relating to Continuations	0	283	0.0%	1.3%	1.2%	1.3%
% of Patients satisfied with the dentistry they have received	0	0	N/A	92.6%	92.9%	92.7%
% of Patients satisfied with the time they had to wait for an appointment	0	0	N/A	88.0%	88.8%	88.8%

* This is based on patients treated on this contract for their most recent course of treatment. Figures in italics indicate the base number of FP17s or Patient Questionnaire responses are less than 100. N/A is shown where the base number of responses is less than 10 during the period. % is calculated as Quantity/Base number*100

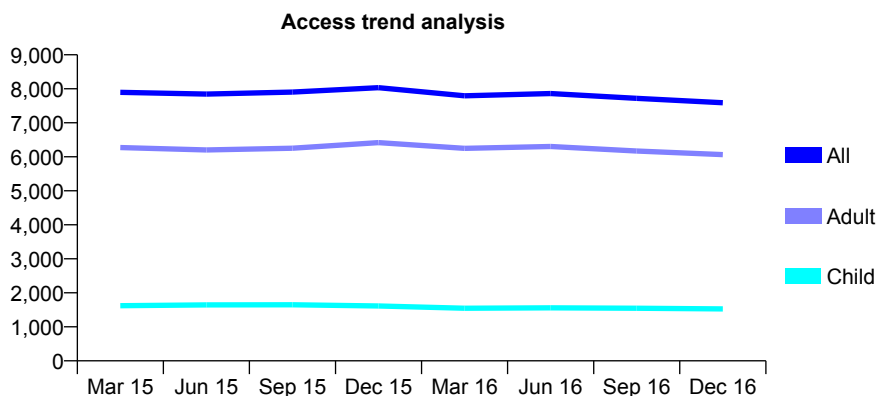
Q70 - Vital Signs At a Glance Contract Report for 118133/0001 - December 2016

Name or company name	Mrs P Oghabi Sajjadi and Ms P Soltani - G
Contract type name	GDS Contract
Purpose of contract	General
Contract start date	01/11/2010
Contract end date	

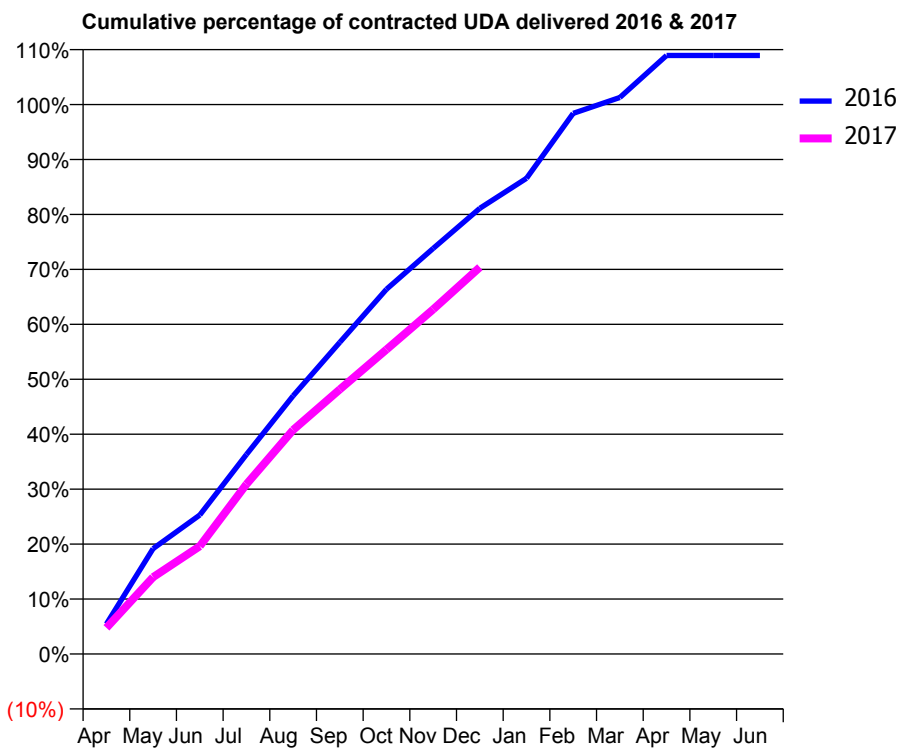
16/17 Contracted general activity (UDA)	23,000
Carry forward general activity (UDA)	0
16/17 Contracted orthodontic activity (UOA)	0
Carry forward orthodontic activity (UOA)	0
Baseline contract value	£557,357.92

ACCESS*

Patients seen in 24 months	Total	Change since previous quarter
Quarter ending December 2015	8,032	
Quarter ending March 2016	7,795	↓
Quarter ending June 2016	7,861	→
Quarter ending September 2016	7,718	↓
Quarter ending December 2016	7,591	↓
Variance since December 2015	(5.5%)	↓



ACTIVITY



Month	Adjusted Scheduled Activity (UDA)	
	2016	2017
April	1,257	1,098
May	4,414	3,215
June	5,821	4,511
July	8,353	7,109
August	10,807	9,377
September	13,044	11,078
October	15,267	12,742
November	16,975	14,425
December	18,658	16,191
January	19,912	
February	22,630	
March	23,296	
April	25,052	
May	25,052	
June	25,052	

QUALITY

	Quantity	Base Number	Contract	AT	Region	England
% of FP17s for the same patient ID Re-attending within 3 months - Children	99	1,671	5.9%	10.3%	11.9%	12.4%
% of FP17s for the same patient ID Re-attending within 3 months - Adults	882	6,096	14.5%	15.1%	16.5%	16.6%
% of FP17s for the same patient ID Re-attending between 3 & 9 months - Children	994	1,671	59.5%	60.7%	60.2%	57.5%
% of FP17s for the same patient ID Re-attending between 3 & 9 months - Adults	3,523	6,096	57.8%	52.7%	52.0%	50.4%
% of FP17s for Band 1 Urgent Courses	524	6,795	7.7%	9.5%	9.5%	9.1%
% of FP17s Relating to Free Repair or Replacements	34	6,795	0.5%	0.7%	0.7%	0.8%
% of FP17s Relating to Continuations	150	6,795	2.2%	1.3%	1.2%	1.3%
% of Patients satisfied with the dentistry they have received	17	18	94.4%	92.6%	92.9%	92.7%
% of Patients satisfied with the time they had to wait for an appointment	16	18	88.9%	88.0%	88.8%	88.8%

* This is based on patients treated on this contract for their most recent course of treatment. Figures in italics indicate the base number of FP17s or Patient Questionnaire responses are less than 100. N/A is shown where the base number of responses is less than 10 during the period. % is calculated as Quantity/Base number*100

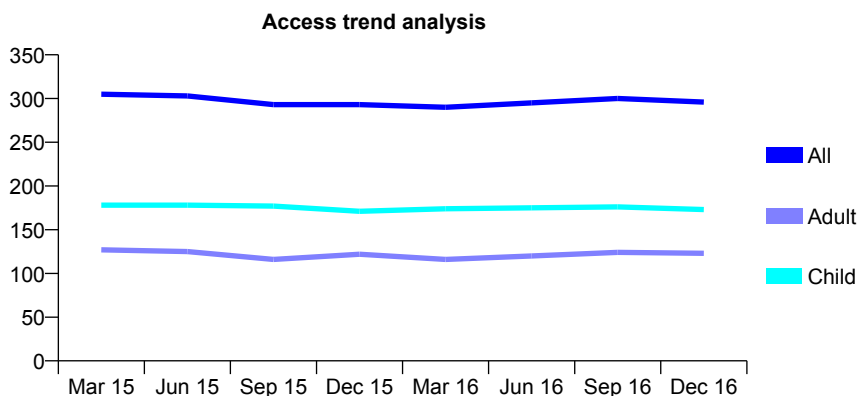
Q70 - Vital Signs At a Glance Contract Report for 118451/0001 - December 2016

Name or company name	Adriana Lackova
Contract type name	GDS Contract
Purpose of contract	General
Contract start date	01/07/2011
Contract end date	

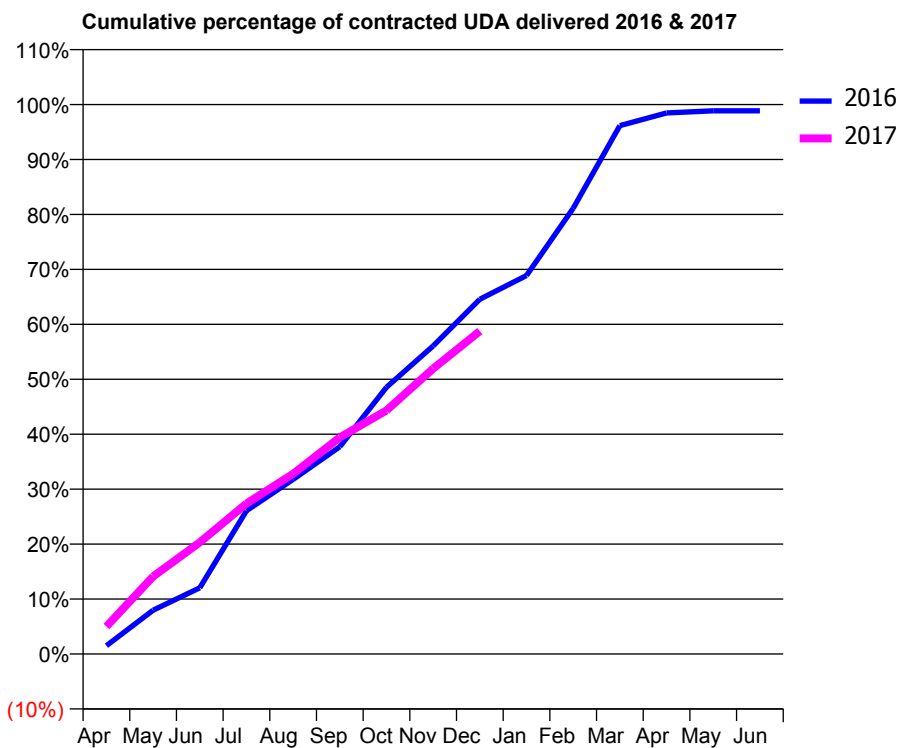
16/17 Contracted general activity (UDA)	1,000
Carry forward general activity (UDA)	11
16/17 Contracted orthodontic activity (UOA)	0
Carry forward orthodontic activity (UOA)	0
Baseline contract value	£19,249.54

ACCESS*

Patients seen in 24 months	Total	Change since previous quarter
Quarter ending December 2015	293	
Quarter ending March 2016	290	↓
Quarter ending June 2016	295	→
Quarter ending September 2016	300	→
Quarter ending December 2016	296	↓
Variance since December 2015	1.0%	→



ACTIVITY



Month	Adjusted Scheduled Activity (UDA)	
	2016	2017
April	15	50
May	80	141
June	121	203
July	261	274
August	318	328
September	377	394
October	485	443
November	561	519
December	646	588
January	689	
February	811	
March	962	
April	985	
May	989	
June	989	

QUALITY

	Quantity	Base Number	Contract	AT	Region	England
% of FP17s for the same patient ID Re-attending within 3 months - Children	21	207	10.1%	10.3%	11.9%	12.4%
% of FP17s for the same patient ID Re-attending within 3 months - Adults	17	117	14.5%	15.1%	16.5%	16.6%
% of FP17s for the same patient ID Re-attending between 3 & 9 months - Children	132	207	63.8%	60.7%	60.2%	57.5%
% of FP17s for the same patient ID Re-attending between 3 & 9 months - Adults	73	117	62.4%	52.7%	52.0%	50.4%
% of FP17s for Band 1 Urgent Courses	8	311	2.6%	9.5%	9.5%	9.1%
% of FP17s Relating to Free Repair or Replacements	0	311	0.0%	0.7%	0.7%	0.8%
% of FP17s Relating to Continuations	4	311	1.3%	1.3%	1.2%	1.3%
% of Patients satisfied with the dentistry they have received	0	0	N/A	92.6%	92.9%	92.7%
% of Patients satisfied with the time they had to wait for an appointment	0	0	N/A	88.0%	88.8%	88.8%

* This is based on patients treated on this contract for their most recent course of treatment. Figures in italics indicate the base number of FP17s or Patient Questionnaire responses are less than 100. N/A is shown where the base number of responses is less than 10 during the period. % is calculated as Quantity/Base number*100

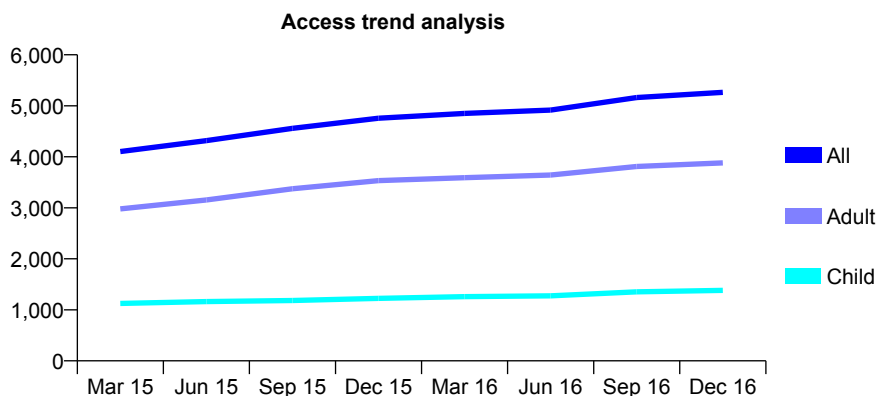
Q70 - Vital Signs At a Glance Contract Report for 119016/0001 - December 2016

Name or company name	Alton Dental Ltd
Contract type name	GDS Contract
Purpose of contract	General
Contract start date	01/12/2010
Contract end date	

16/17 Contracted general activity (UDA)	9,051
Carry forward general activity (UDA)	0
16/17 Contracted orthodontic activity (UOA)	0
Carry forward orthodontic activity (UOA)	0
Baseline contract value	£279,784.52

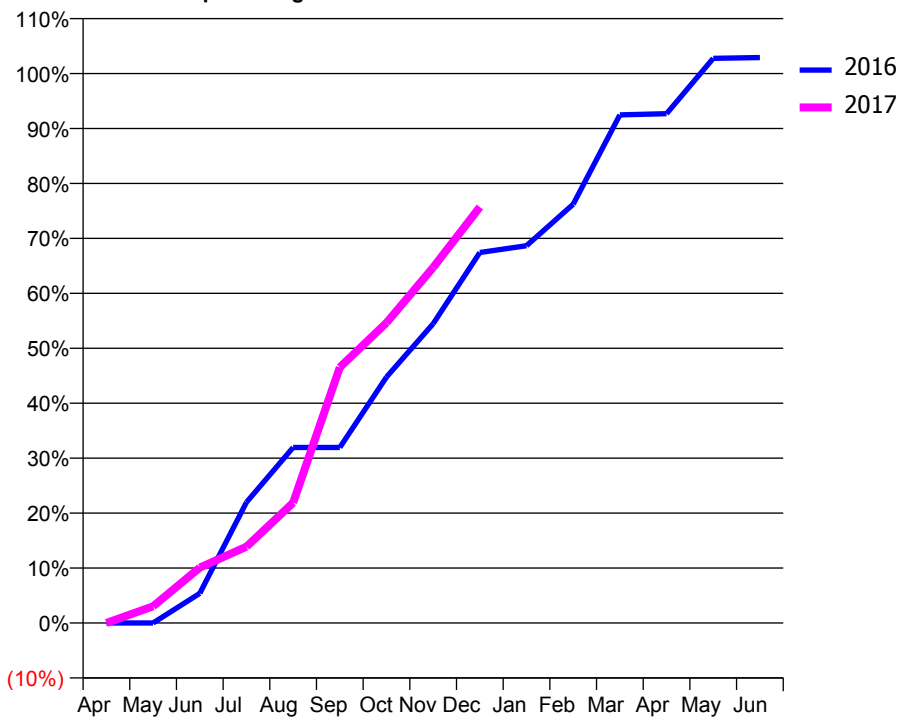
ACCESS*

Patients seen in 24 months	Total	Change since previous quarter
Quarter ending December 2015	4,758	
Quarter ending March 2016	4,851	→
Quarter ending June 2016	4,916	→
Quarter ending September 2016	5,162	↑
Quarter ending December 2016	5,264	→
Variance since December 2015	10.6%	↑



ACTIVITY

Cumulative percentage of contracted UDA delivered 2016 & 2017



Month	Adjusted Scheduled Activity (UDA)	
	2016	2017
April	0	0
May	0	275
June	490	913
July	1,988	1,258
August	2,891	1,983
September	2,891	4,212
October	4,051	4,945
November	4,930	5,856
December	6,102	6,851
January	6,215	
February	6,897	
March	8,368	
April	8,388	
May	9,301	
June	9,313	

QUALITY

	Quantity	Base Number	Contract	AT	Region	England
% of FP17s for the same patient ID Re-attending within 3 months - Children	81	1,294	6.3%	10.3%	11.9%	12.4%
% of FP17s for the same patient ID Re-attending within 3 months - Adults	386	3,242	11.9%	15.1%	16.5%	16.6%
% of FP17s for the same patient ID Re-attending between 3 & 9 months - Children	610	1,294	47.1%	60.7%	60.2%	57.5%
% of FP17s for the same patient ID Re-attending between 3 & 9 months - Adults	1,444	3,242	44.5%	52.7%	52.0%	50.4%
% of FP17s for Band 1 Urgent Courses	332	3,533	9.4%	9.5%	9.5%	9.1%
% of FP17s Relating to Free Repair or Replacements	14	3,533	0.4%	0.7%	0.7%	0.8%
% of FP17s Relating to Continuations	10	3,533	0.3%	1.3%	1.2%	1.3%
% of Patients satisfied with the dentistry they have received	6	6	N/A	92.6%	92.9%	92.7%
% of Patients satisfied with the time they had to wait for an appointment	6	6	N/A	88.0%	88.8%	88.8%

* This is based on patients treated on this contract for their most recent course of treatment. Figures in italics indicate the base number of FP17s or Patient Questionnaire responses are less than 100. N/A is shown where the base number of responses is less than 10 during the period. % is calculated as Quantity/Base number*100

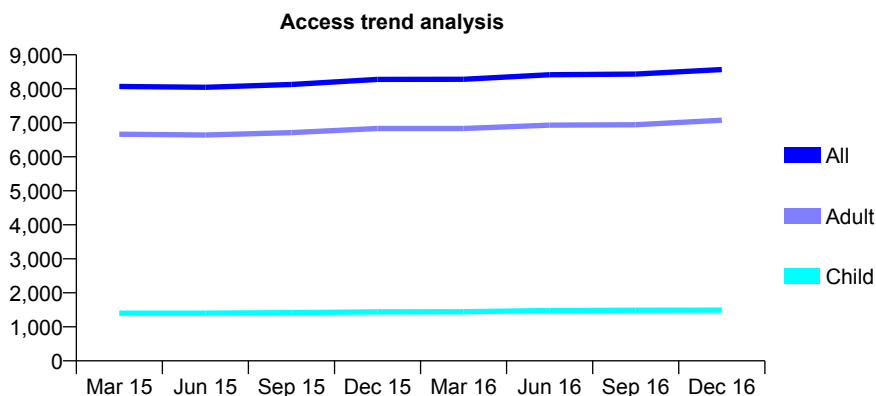
Q70 - Vital Signs At a Glance Contract Report for 119652/0001 - December 2016

Name or company name	Westbourne Dental Practice
Contract type name	GDS Contract
Purpose of contract	General
Contract start date	01/04/2011
Contract end date	

16/17 Contracted general activity (UDA)	22,000
Carry forward general activity (UDA)	0
16/17 Contracted orthodontic activity (UOA)	0
Carry forward orthodontic activity (UOA)	0
Baseline contract value	£514,421.31

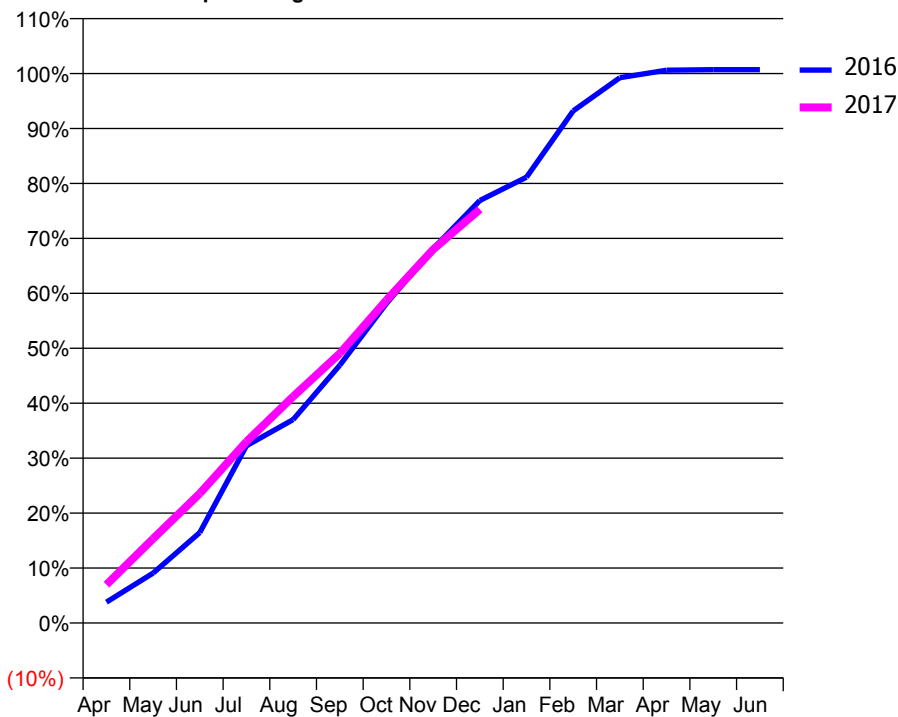
ACCESS*

Patients seen in 24 months	Total	Change since previous quarter
Quarter ending December 2015	8,275	
Quarter ending March 2016	8,280	→
Quarter ending June 2016	8,412	→
Quarter ending September 2016	8,432	→
Quarter ending December 2016	8,568	→
Variance since December 2015	3.5%	↑



ACTIVITY

Cumulative percentage of contracted UDA delivered 2016 & 2017



Month	Adjusted Scheduled Activity (UDA)	
	2016	2017
April	838	1,537
May	1,997	3,379
June	3,622	5,186
July	7,097	7,261
August	8,143	9,070
September	10,322	10,793
October	12,793	12,927
November	14,989	14,957
December	16,914	16,566
January	17,850	
February	20,504	
March	21,832	
April	22,133	
May	22,153	
June	22,155	

QUALITY

	Quantity	Base Number	Contract	AT	Region	England
% of FP17s for the same patient ID Re-attending within 3 months - Children	89	1,474	6.0%	10.3%	11.9%	12.4%
% of FP17s for the same patient ID Re-attending within 3 months - Adults	662	6,561	10.1%	15.1%	16.5%	16.6%
% of FP17s for the same patient ID Re-attending between 3 & 9 months - Children	699	1,474	47.4%	60.7%	60.2%	57.5%
% of FP17s for the same patient ID Re-attending between 3 & 9 months - Adults	3,178	6,561	48.4%	52.7%	52.0%	50.4%
% of FP17s for Band 1 Urgent Courses	309	7,850	3.9%	9.5%	9.5%	9.1%
% of FP17s Relating to Free Repair or Replacements	19	7,850	0.2%	0.7%	0.7%	0.8%
% of FP17s Relating to Continuations	204	7,850	2.6%	1.3%	1.2%	1.3%
% of Patients satisfied with the dentistry they have received	19	21	90.5%	92.6%	92.9%	92.7%
% of Patients satisfied with the time they had to wait for an appointment	17	21	81.0%	88.0%	88.8%	88.8%

* This is based on patients treated on this contract for their most recent course of treatment. Figures in italics indicate the base number of FP17s or Patient Questionnaire responses are less than 100. N/A is shown where the base number of responses is less than 10 during the period. % is calculated as Quantity/Base number*100

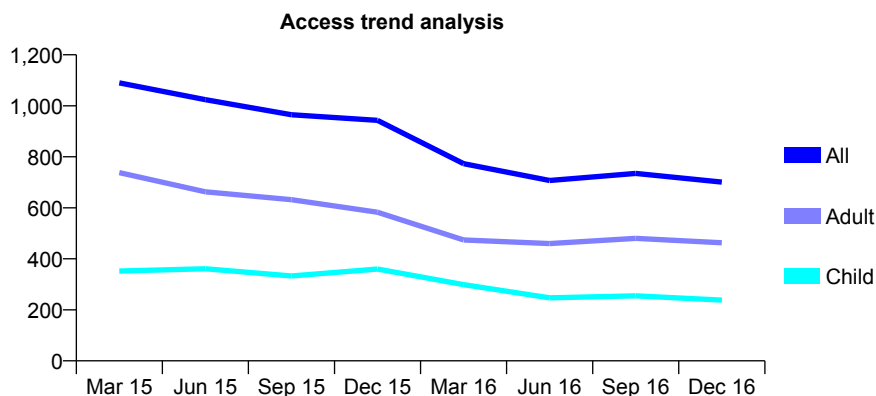
Q70 - Vital Signs At a Glance Contract Report for 119830/0001 - December 2016

Name or company name	Dr L Badawy, Dr G Rees & Dr R Yeow
Contract type name	GDS Contract
Purpose of contract	General
Contract start date	01/04/2012
Contract end date	

16/17 Contracted general activity (UDA)	2,495
Carry forward general activity (UDA)	-1
16/17 Contracted orthodontic activity (UOA)	0
Carry forward orthodontic activity (UOA)	0
Baseline contract value	£64,713.34

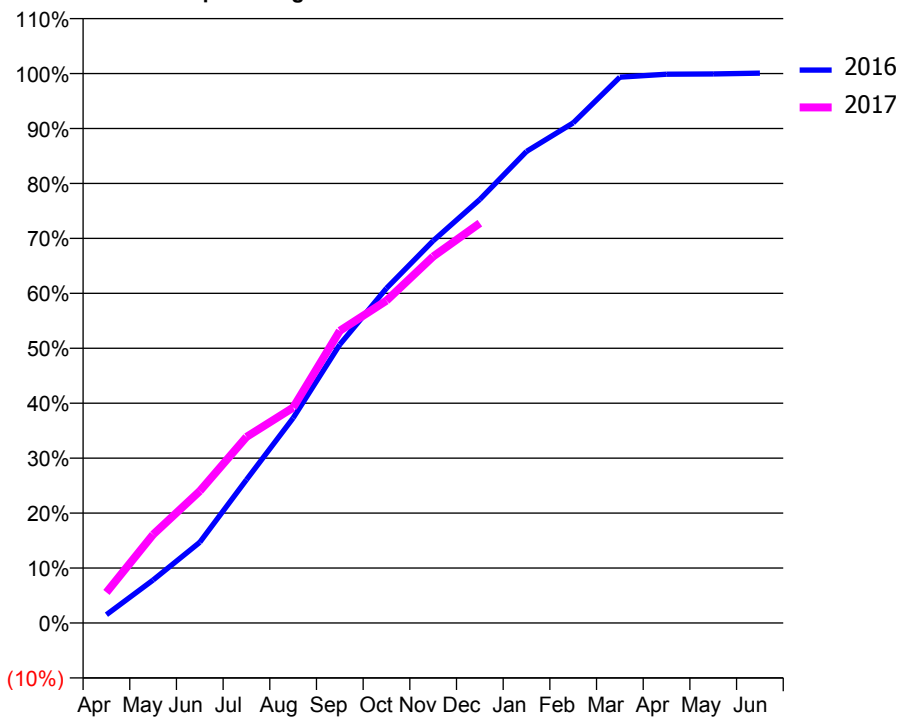
ACCESS*

Patients seen in 24 months	Total	Change since previous quarter
Quarter ending December 2015	943	
Quarter ending March 2016	773	↓
Quarter ending June 2016	707	↓
Quarter ending September 2016	735	↑
Quarter ending December 2016	701	↓
Variance since December 2015	(25.7%)	↓



ACTIVITY

Cumulative percentage of contracted UDA delivered 2016 & 2017



Month	Adjusted Scheduled Activity (UDA)	
	2016	2017
April	38	139
May	195	402
June	366	599
July	651	845
August	931	978
September	1,265	1,327
October	1,520	1,463
November	1,736	1,664
December	1,923	1,815
January	2,141	
February	2,271	
March	2,479	
April	2,492	
May	2,493	
June	2,497	

QUALITY

	Quantity	Base Number	Contract	AT	Region	England
% of FP17s for the same patient ID Re-attending within 3 months - Children	20	315	6.3%	10.3%	11.9%	12.4%
% of FP17s for the same patient ID Re-attending within 3 months - Adults	71	576	12.3%	15.1%	16.5%	16.6%
% of FP17s for the same patient ID Re-attending between 3 & 9 months - Children	102	315	32.4%	60.7%	60.2%	57.5%
% of FP17s for the same patient ID Re-attending between 3 & 9 months - Adults	167	576	29.0%	52.7%	52.0%	50.4%
% of FP17s for Band 1 Urgent Courses	110	873	12.6%	9.5%	9.5%	9.1%
% of FP17s Relating to Free Repair or Replacements	5	873	0.6%	0.7%	0.7%	0.8%
% of FP17s Relating to Continuations	6	873	0.7%	1.3%	1.2%	1.3%
% of Patients satisfied with the dentistry they have received	0	0	N/A	92.6%	92.9%	92.7%
% of Patients satisfied with the time they had to wait for an appointment	0	0	N/A	88.0%	88.8%	88.8%

* This is based on patients treated on this contract for their most recent course of treatment. Figures in italics indicate the base number of FP17s or Patient Questionnaire responses are less than 100. N/A is shown where the base number of responses is less than 10 during the period. % is calculated as Quantity/Base number*100

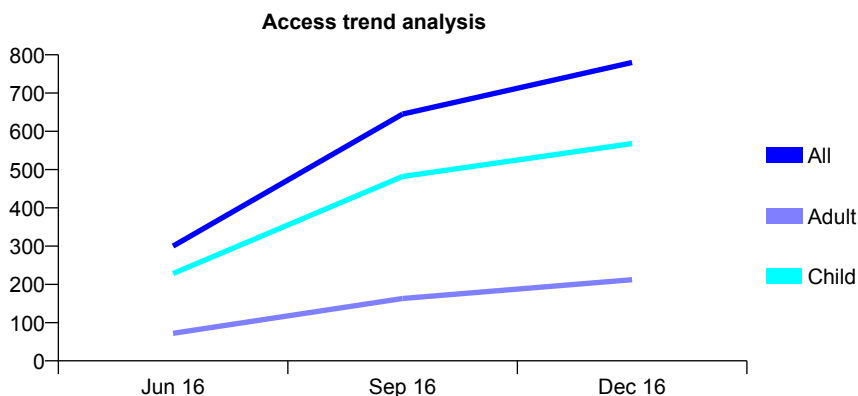
Q70 - Vital Signs At a Glance Contract Report for 120189/0001 - December 2016

Name or company name	Heatherstone House NHS Partnership
Contract type name	GDS Contract
Purpose of contract	General
Contract start date	01/04/2016
Contract end date	

16/17 Contracted general activity (UDA)	2,182
Carry forward general activity (UDA)	0
16/17 Contracted orthodontic activity (UOA)	0
Carry forward orthodontic activity (UOA)	0
Baseline contract value	£62,706.14

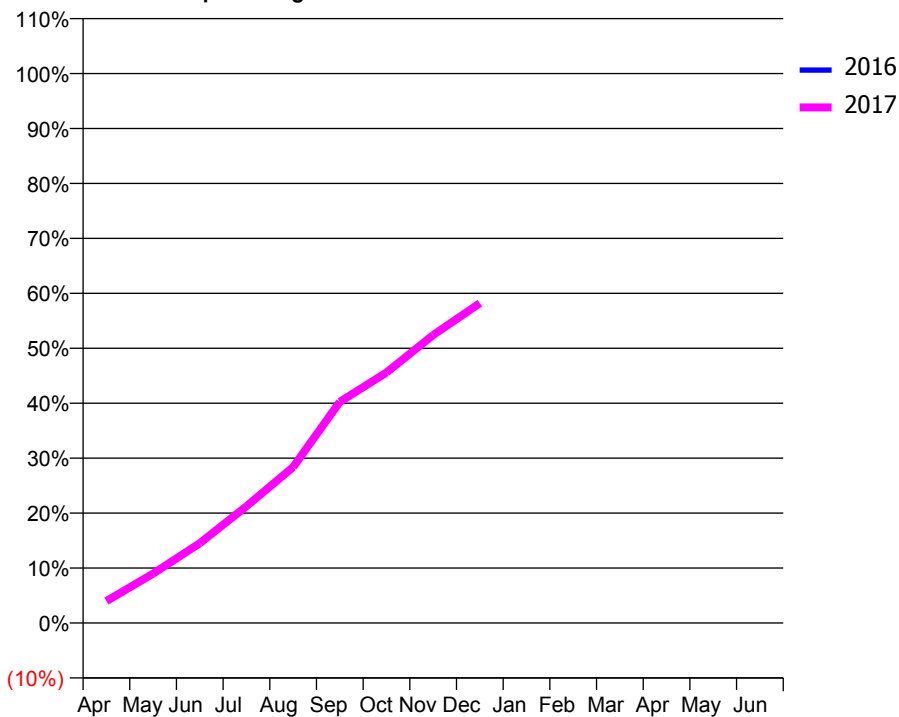
ACCESS*

Patients seen in 24 months	Total	Change since previous quarter
Quarter ending December 2015	0	
Quarter ending March 2016	0	
Quarter ending June 2016	300	↑
Quarter ending September 2016	645	↑
Quarter ending December 2016	780	↑
Variance since December 2015	N/A	



ACTIVITY

Cumulative percentage of contracted UDA delivered 2016 & 2017



Month	Adjusted Scheduled Activity (UDA)	
	2016	2017
April	0	87
May	0	196
June	0	317
July	0	463
August	0	619
September	0	878
October	0	995
November	0	1,143
December	0	1,270
January	0	
February	0	
March	0	
April	0	
May	0	
June	0	

QUALITY

	Quantity	Base Number	Contract	AT	Region	England
% of FP17s for the same patient ID Re-attending within 3 months - Children	31	722	4.3%	10.3%	11.9%	12.4%
% of FP17s for the same patient ID Re-attending within 3 months - Adults	20	239	8.4%	15.1%	16.5%	16.6%
% of FP17s for the same patient ID Re-attending between 3 & 9 months - Children	97	722	13.4%	60.7%	60.2%	57.5%
% of FP17s for the same patient ID Re-attending between 3 & 9 months - Adults	28	239	11.7%	52.7%	52.0%	50.4%
% of FP17s for Band 1 Urgent Courses	20	961	2.1%	9.5%	9.5%	9.1%
% of FP17s Relating to Free Repair or Replacements	0	961	0.0%	0.7%	0.7%	0.8%
% of FP17s Relating to Continuations	0	961	0.0%	1.3%	1.2%	1.3%
% of Patients satisfied with the dentistry they have received	0	0	N/A	92.6%	92.9%	92.7%
% of Patients satisfied with the time they had to wait for an appointment	0	0	N/A	88.0%	88.8%	88.8%

* This is based on patients treated on this contract for their most recent course of treatment. Figures in italics indicate the base number of FP17s or Patient Questionnaire responses are less than 100. N/A is shown where the base number of responses is less than 10 during the period. % is calculated as Quantity/Base number*100

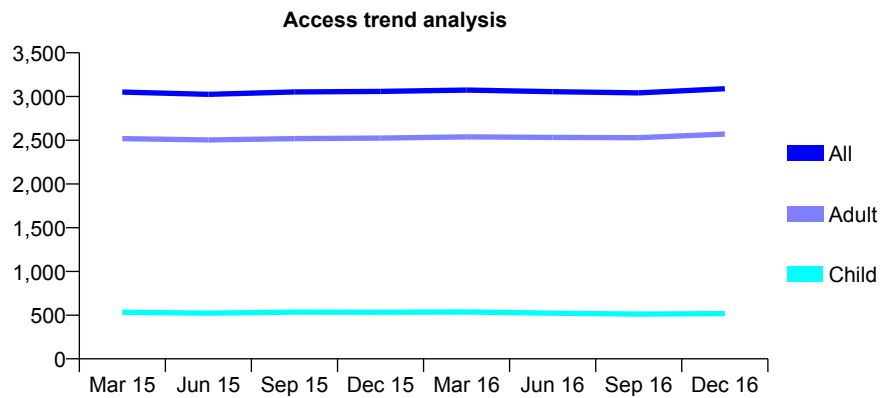
Q70 - Vital Signs At a Glance Contract Report for 120669/0001 - December 2016

Name or company name	Gowers Dental Surgery Limited
Contract type name	GDS Contract
Purpose of contract	General
Contract start date	01/04/2009
Contract end date	

16/17 Contracted general activity (UDA)	11,705
Carry forward general activity (UDA)	671
16/17 Contracted orthodontic activity (UOA)	0
Carry forward orthodontic activity (UOA)	0
Baseline contract value	£301,788.71

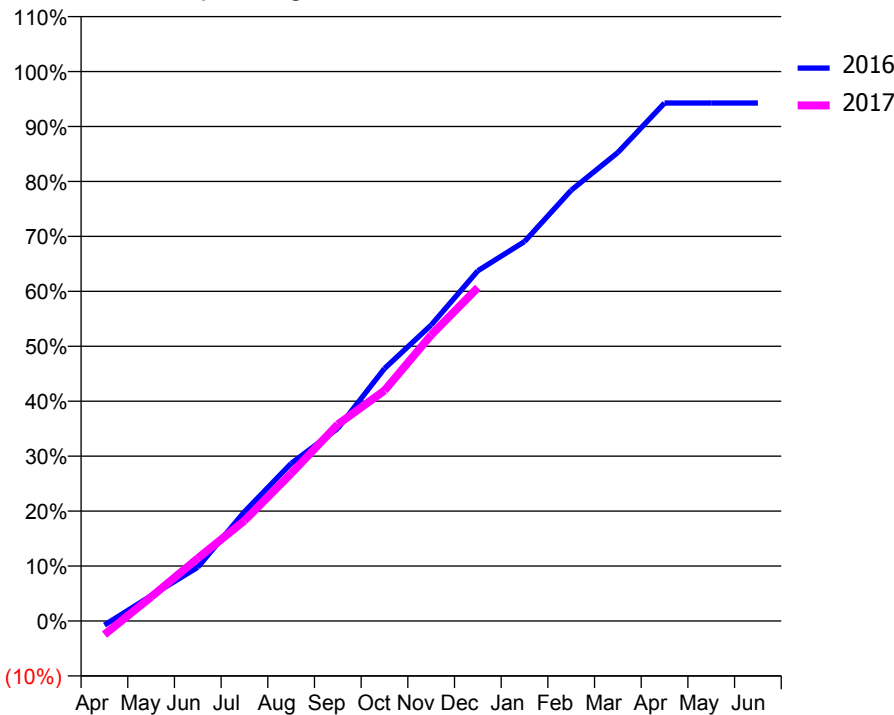
ACCESS*

Patients seen in 24 months	Total	Change since previous quarter
Quarter ending December 2015	3,058	
Quarter ending March 2016	3,074	→
Quarter ending June 2016	3,055	→
Quarter ending September 2016	3,041	→
Quarter ending December 2016	3,089	→
Variance since December 2015	1.0%	→



ACTIVITY

Cumulative percentage of contracted UDA delivered 2016 & 2017



Month	Adjusted Scheduled Activity (UDA)	
	2016	2017
April	-89	-292
May	537	514
June	1,145	1,337
July	2,328	2,137
August	3,357	3,143
September	4,102	4,187
October	5,377	4,908
November	6,305	6,092
December	7,461	7,104
January	8,083	
February	9,176	
March	9,979	
April	11,032	
May	11,032	
June	11,033	

QUALITY

	Quantity	Base Number	Contract	AT	Region	England
% of FP17s for the same patient ID Re-attending within 3 months - Children	44	587	7.5%	10.3%	11.9%	12.4%
% of FP17s for the same patient ID Re-attending within 3 months - Adults	597	3,216	18.6%	15.1%	16.5%	16.6%
% of FP17s for the same patient ID Re-attending between 3 & 9 months - Children	353	587	60.1%	60.7%	60.2%	57.5%
% of FP17s for the same patient ID Re-attending between 3 & 9 months - Adults	1,936	3,216	60.2%	52.7%	52.0%	50.4%
% of FP17s for Band 1 Urgent Courses	365	3,460	10.5%	9.5%	9.5%	9.1%
% of FP17s Relating to Free Repair or Replacements	6	3,460	0.2%	0.7%	0.7%	0.8%
% of FP17s Relating to Continuations	82	3,460	2.4%	1.3%	1.2%	1.3%
% of Patients satisfied with the dentistry they have received	8	8	N/A	92.6%	92.9%	92.7%
% of Patients satisfied with the time they had to wait for an appointment	8	8	N/A	88.0%	88.8%	88.8%

* This is based on patients treated on this contract for their most recent course of treatment. Figures in italics indicate the base number of FP17s or Patient Questionnaire responses are less than 100. N/A is shown where the base number of responses is less than 10 during the period. % is calculated as Quantity/Base number*100

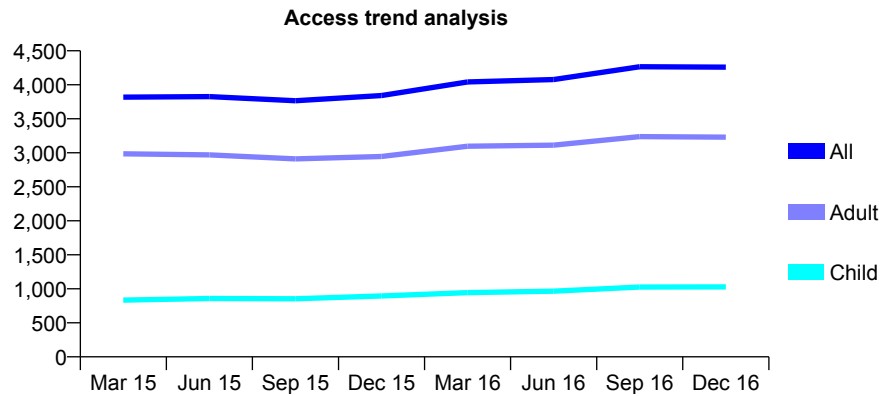
Q70 - Vital Signs At a Glance Contract Report for 121061/0001 - December 2016

Name or company name	Dental Concepts Whitchurch
Contract type name	GDS Contract
Purpose of contract	General
Contract start date	10/09/2010
Contract end date	

16/17 Contracted general activity (UDA)	11,000
Carry forward general activity (UDA)	172
16/17 Contracted orthodontic activity (UOA)	0
Carry forward orthodontic activity (UOA)	0
Baseline contract value	£272,943.34

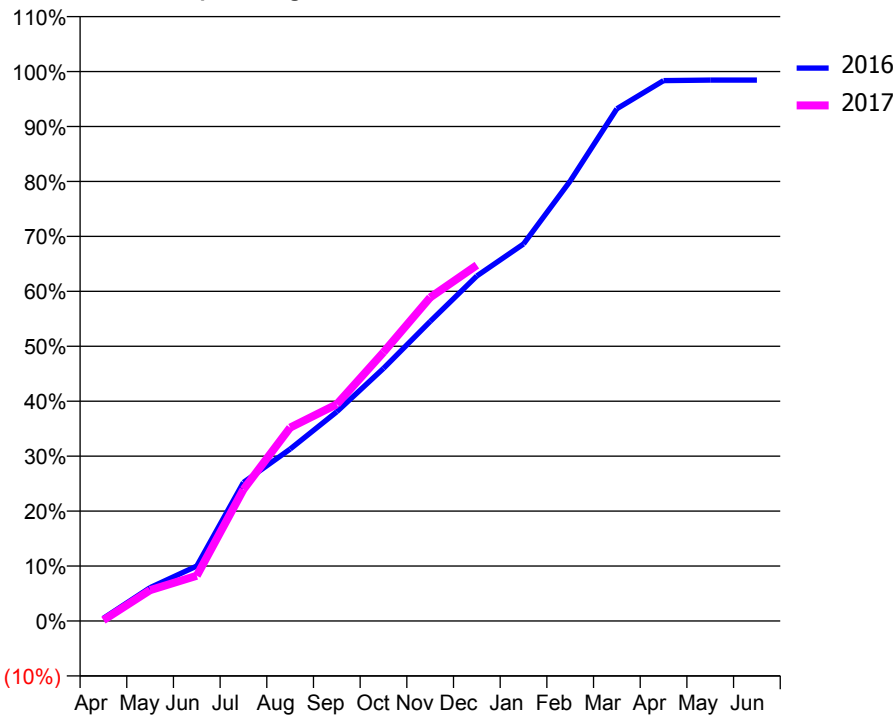
ACCESS*

Patients seen in 24 months	Total	Change since previous quarter
Quarter ending December 2015	3,842	
Quarter ending March 2016	4,042	↑
Quarter ending June 2016	4,078	→
Quarter ending September 2016	4,265	↑
Quarter ending December 2016	4,259	→
Variance since December 2015	10.9%	↑



ACTIVITY

Cumulative percentage of contracted UDA delivered 2016 & 2017



Month	Adjusted Scheduled Activity (UDA)	
	2016	2017
April	56	18
May	668	619
June	1,102	905
July	2,775	2,633
August	3,442	3,872
September	4,189	4,339
October	5,057	5,381
November	5,998	6,478
December	6,908	7,122
January	7,548	
February	8,807	
March	10,254	
April	10,819	
May	10,828	
June	10,828	

QUALITY

	Quantity	Base Number	Contract	AT	Region	England
% of FP17s for the same patient ID Re-attending within 3 months - Children	73	1,169	6.2%	10.3%	11.9%	12.4%
% of FP17s for the same patient ID Re-attending within 3 months - Adults	412	3,100	13.3%	15.1%	16.5%	16.6%
% of FP17s for the same patient ID Re-attending between 3 & 9 months - Children	736	1,169	63.0%	60.7%	60.2%	57.5%
% of FP17s for the same patient ID Re-attending between 3 & 9 months - Adults	1,461	3,100	47.1%	52.7%	52.0%	50.4%
% of FP17s for Band 1 Urgent Courses	468	3,984	11.7%	9.5%	9.5%	9.1%
% of FP17s Relating to Free Repair or Replacements	20	3,984	0.5%	0.7%	0.7%	0.8%
% of FP17s Relating to Continuations	5	3,984	0.1%	1.3%	1.2%	1.3%
% of Patients satisfied with the dentistry they have received	12	12	100.0%	92.6%	92.9%	92.7%
% of Patients satisfied with the time they had to wait for an appointment	10	12	83.3%	88.0%	88.8%	88.8%

* This is based on patients treated on this contract for their most recent course of treatment. Figures in italics indicate the base number of FP17s or Patient Questionnaire responses are less than 100. N/A is shown where the base number of responses is less than 10 during the period. % is calculated as Quantity/Base number*100

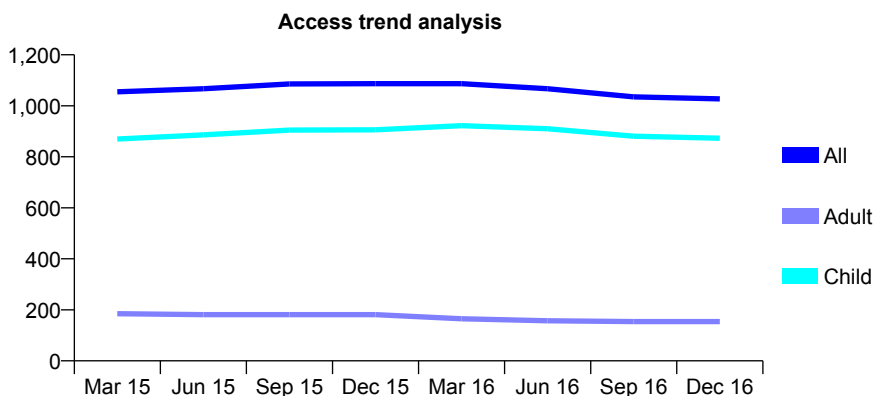
Q70 - Vital Signs At a Glance Contract Report for 122920/0001 - December 2016

Name or company name	Ms Briony Wood
Contract type name	GDS Contract
Purpose of contract	General
Contract start date	01/08/2011
Contract end date	

16/17 Contracted general activity (UDA)	2,260
Carry forward general activity (UDA)	0
16/17 Contracted orthodontic activity (UOA)	0
Carry forward orthodontic activity (UOA)	0
Baseline contract value	£56,521.92

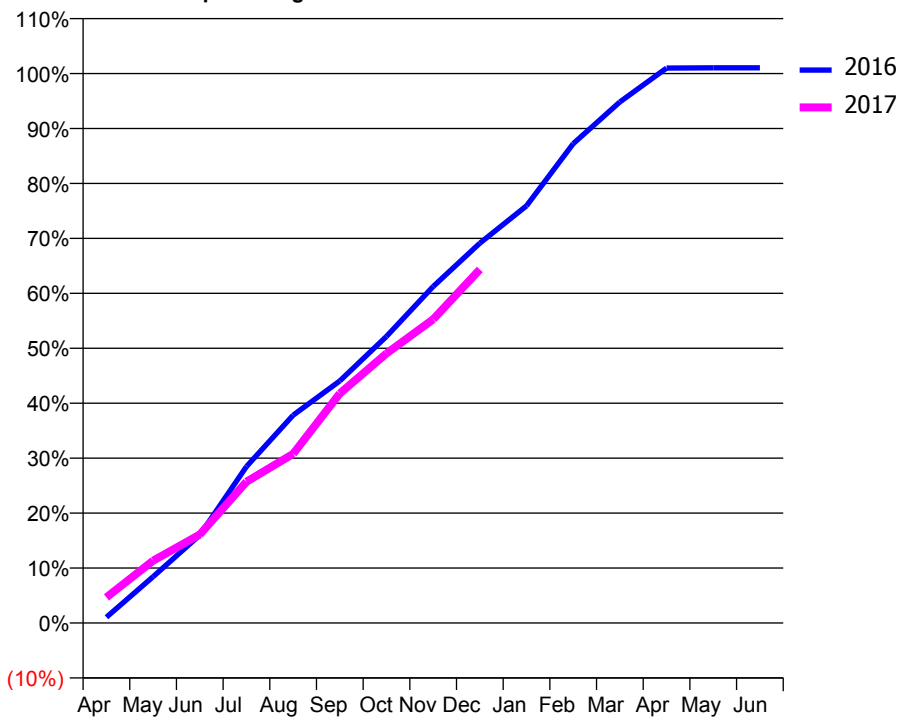
ACCESS*

Patients seen in 24 months	Total	Change since previous quarter
Quarter ending December 2015	1,087	
Quarter ending March 2016	1,087	→
Quarter ending June 2016	1,067	↓
Quarter ending September 2016	1,035	↓
Quarter ending December 2016	1,027	→
Variance since December 2015	(5.5%)	↓



ACTIVITY

Cumulative percentage of contracted UDA delivered 2016 & 2017



Month	Adjusted Scheduled Activity (UDA)	
	2016	2017
April	24	106
May	190	256
June	362	364
July	644	581
August	855	696
September	996	944
October	1,179	1,109
November	1,384	1,249
December	1,562	1,454
January	1,716	
February	1,972	
March	2,143	
April	2,282	
May	2,283	
June	2,283	

QUALITY

	Quantity	Base Number	Contract	AT	Region	England
% of FP17s for the same patient ID Re-attending within 3 months - Children	75	1,222	6.1%	10.3%	11.9%	12.4%
% of FP17s for the same patient ID Re-attending within 3 months - Adults	4	77	5.2%	15.1%	16.5%	16.6%
% of FP17s for the same patient ID Re-attending between 3 & 9 months - Children	944	1,222	77.3%	60.7%	60.2%	57.5%
% of FP17s for the same patient ID Re-attending between 3 & 9 months - Adults	56	77	72.7%	52.7%	52.0%	50.4%
% of FP17s for Band 1 Urgent Courses	37	1,190	3.1%	9.5%	9.5%	9.1%
% of FP17s Relating to Free Repair or Replacements	0	1,190	0.0%	0.7%	0.7%	0.8%
% of FP17s Relating to Continuations	0	1,190	0.0%	1.3%	1.2%	1.3%
% of Patients satisfied with the dentistry they have received	0	0	N/A	92.6%	92.9%	92.7%
% of Patients satisfied with the time they had to wait for an appointment	0	0	N/A	88.0%	88.8%	88.8%

* This is based on patients treated on this contract for their most recent course of treatment. Figures in italics indicate the base number of FP17s or Patient Questionnaire responses are less than 100. N/A is shown where the base number of responses is less than 10 during the period. % is calculated as Quantity/Base number*100

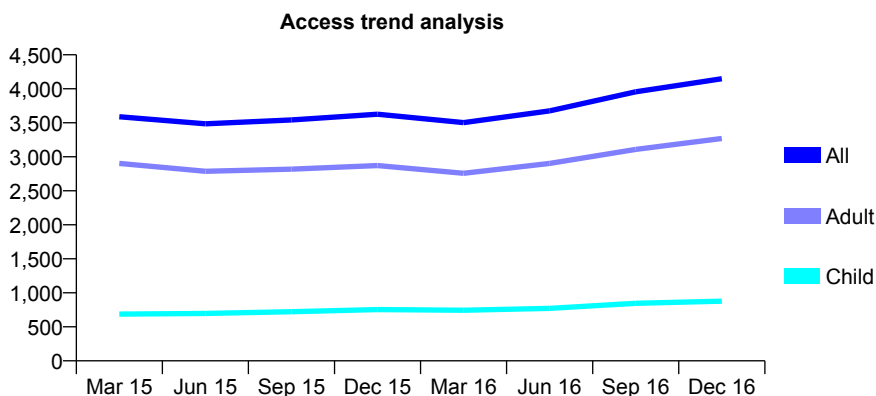
Q70 - Vital Signs At a Glance Contract Report for 124370/0001 - December 2016

Name or company name	Best Practice CDA Ltd
Contract type name	GDS Contract
Purpose of contract	General
Contract start date	16/03/2010
Contract end date	

16/17 Contracted general activity (UDA)	13,752
Carry forward general activity (UDA)	363
16/17 Contracted orthodontic activity (UOA)	0
Carry forward orthodontic activity (UOA)	0
Baseline contract value	£385,292.18

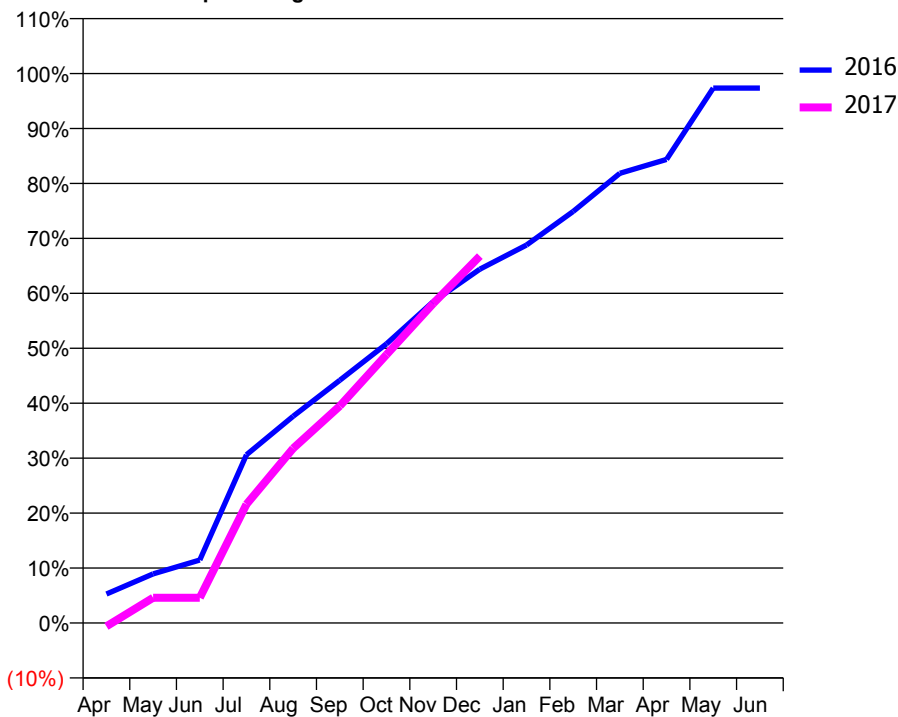
ACCESS*

Patients seen in 24 months	Total	Change since previous quarter
Quarter ending December 2015	3,626	
Quarter ending March 2016	3,502	↓
Quarter ending June 2016	3,675	↑
Quarter ending September 2016	3,956	↑
Quarter ending December 2016	4,148	↑
Variance since December 2015	14.4%	↑



ACTIVITY

Cumulative percentage of contracted UDA delivered 2016 & 2017



Month	Adjusted Scheduled Activity (UDA)	
	2016	2017
April	724	-84
May	1,229	634
June	1,576	634
July	4,210	2,972
August	5,174	4,370
September	6,076	5,431
October	6,985	6,716
November	8,041	7,995
December	8,854	9,182
January	9,460	
February	10,301	
March	11,256	
April	11,603	
May	13,389	
June	13,389	

QUALITY

	Quantity	Base Number	Contract	AT	Region	England
% of FP17s for the same patient ID Re-attending within 3 months - Children	88	1,105	8.0%	10.3%	11.9%	12.4%
% of FP17s for the same patient ID Re-attending within 3 months - Adults	574	4,022	14.3%	15.1%	16.5%	16.6%
% of FP17s for the same patient ID Re-attending between 3 & 9 months - Children	650	1,105	58.8%	60.7%	60.2%	57.5%
% of FP17s for the same patient ID Re-attending between 3 & 9 months - Adults	1,865	4,022	46.4%	52.7%	52.0%	50.4%
% of FP17s for Band 1 Urgent Courses	295	4,337	6.8%	9.5%	9.5%	9.1%
% of FP17s Relating to Free Repair or Replacements	35	4,337	0.8%	0.7%	0.7%	0.8%
% of FP17s Relating to Continuations	78	4,337	1.8%	1.3%	1.2%	1.3%
% of Patients satisfied with the dentistry they have received	5	5	N/A	92.6%	92.9%	92.7%
% of Patients satisfied with the time they had to wait for an appointment	5	5	N/A	88.0%	88.8%	88.8%

* This is based on patients treated on this contract for their most recent course of treatment. Figures in italics indicate the base number of FP17s or Patient Questionnaire responses are less than 100. N/A is shown where the base number of responses is less than 10 during the period. % is calculated as Quantity/Base number*100

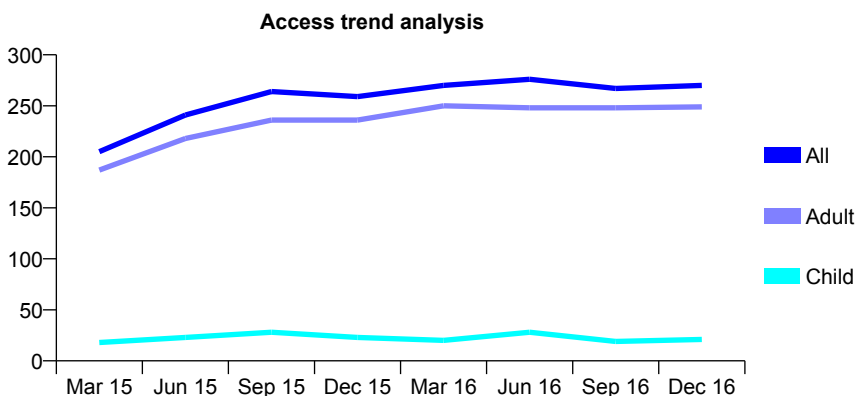
Q70 - Vital Signs At a Glance Contract Report for 124370/0002 - December 2016

Name or company name	Best Practice CDA Ltd
Contract type name	GDS Contract
Purpose of contract	General
Contract start date	01/04/2010
Contract end date	

16/17 Contracted general activity (UDA)	1,248
Carry forward general activity (UDA)	0
16/17 Contracted orthodontic activity (UOA)	0
Carry forward orthodontic activity (UOA)	0
Baseline contract value	£0.00

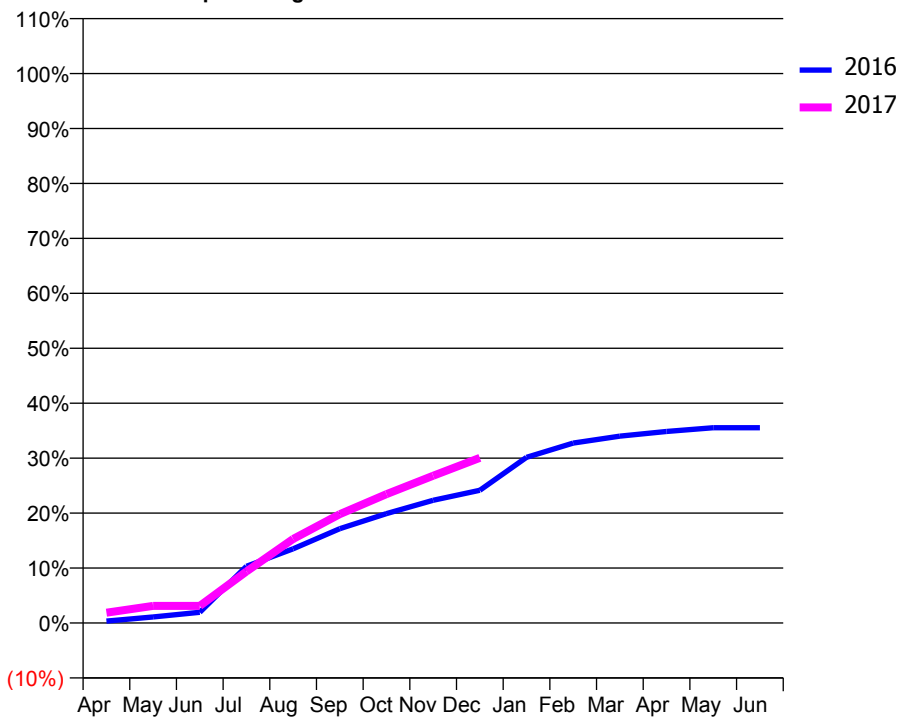
ACCESS*

Patients seen in 24 months	Total	Change since previous quarter
Quarter ending December 2015	259	
Quarter ending March 2016	270	↑
Quarter ending June 2016	276	↑
Quarter ending September 2016	267	↓
Quarter ending December 2016	270	→
Variance since December 2015	4.2%	↑



ACTIVITY

Cumulative percentage of contracted UDA delivered 2016 & 2017



Month	Adjusted Scheduled Activity (UDA)	
	2016	2017
April	4	24
May	14	39
June	24	39
July	129	117
August	169	191
September	214	247
October	249	293
November	279	334
December	301	375
January	376	
February	409	
March	424	
April	435	
May	443	
June	443	

QUALITY

	Quantity	Base Number	Contract	AT	Region	England
% of FP17s for the same patient ID Re-attending within 3 months - Children	0	35	0.0%	10.3%	11.9%	12.4%
% of FP17s for the same patient ID Re-attending within 3 months - Adults	11	289	3.8%	15.1%	16.5%	16.6%
% of FP17s for the same patient ID Re-attending between 3 & 9 months - Children	1	35	2.9%	60.7%	60.2%	57.5%
% of FP17s for the same patient ID Re-attending between 3 & 9 months - Adults	1	289	0.3%	52.7%	52.0%	50.4%
% of FP17s for Band 1 Urgent Courses	290	307	94.5%	9.5%	9.5%	9.1%
% of FP17s Relating to Free Repair or Replacements	0	307	0.0%	0.7%	0.7%	0.8%
% of FP17s Relating to Continuations	0	307	0.0%	1.3%	1.2%	1.3%
% of Patients satisfied with the dentistry they have received	0	0	N/A	92.6%	92.9%	92.7%
% of Patients satisfied with the time they had to wait for an appointment	0	0	N/A	88.0%	88.8%	88.8%

* This is based on patients treated on this contract for their most recent course of treatment. Figures in italics indicate the base number of FP17s or Patient Questionnaire responses are less than 100. N/A is shown where the base number of responses is less than 10 during the period. % is calculated as Quantity/Base number*100

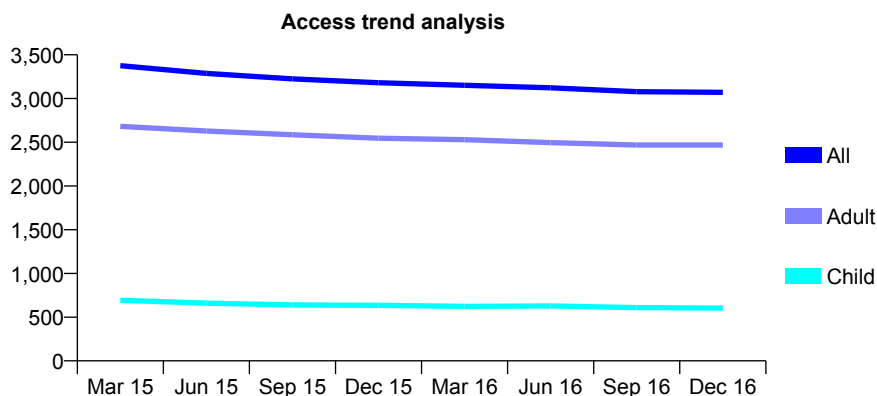
Q70 - Vital Signs At a Glance Contract Report for 124745/0001 - December 2016

Name or company name	Mr B J Richardson & Mr C M Winterbottom
Contract type name	GDS Contract
Purpose of contract	General
Contract start date	01/04/2013
Contract end date	

16/17 Contracted general activity (UDA)	12,311
Carry forward general activity (UDA)	0
16/17 Contracted orthodontic activity (UOA)	0
Carry forward orthodontic activity (UOA)	0
Baseline contract value	£310,938.64

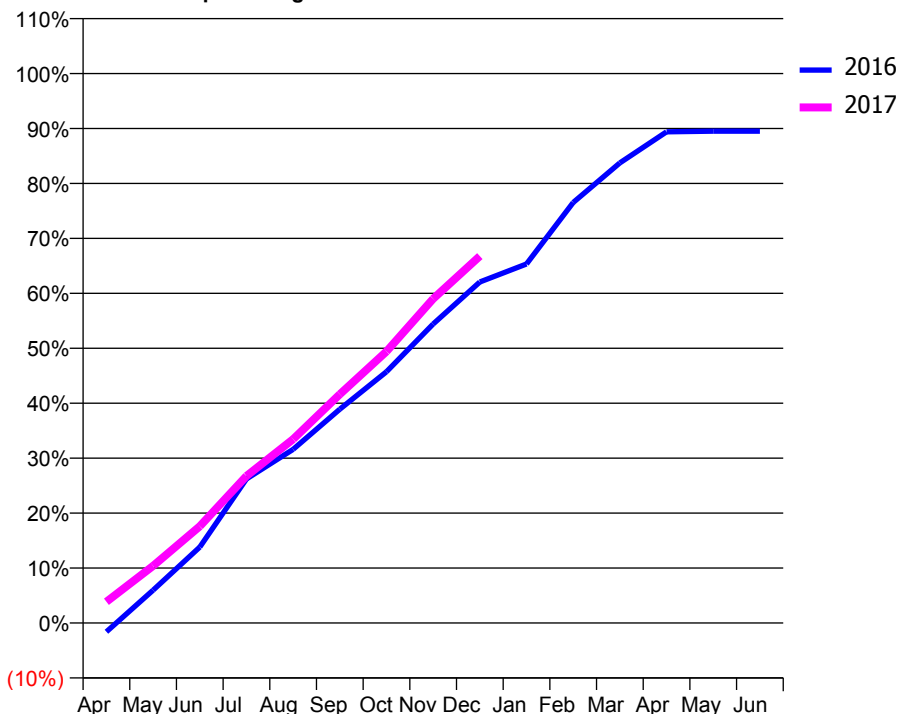
ACCESS*

Patients seen in 24 months	Total	Change since previous quarter
Quarter ending December 2015	3,181	
Quarter ending March 2016	3,152	→
Quarter ending June 2016	3,122	→
Quarter ending September 2016	3,078	↓
Quarter ending December 2016	3,071	→
Variance since December 2015	(3.5%)	↓



ACTIVITY

Cumulative percentage of contracted UDA delivered 2016 & 2017



Adjusted Scheduled Activity (UDA)

Month	2016	2017
April	-199	477
May	737	1,279
June	1,702	2,167
July	3,228	3,295
August	3,892	4,119
September	4,792	5,126
October	5,629	6,085
November	6,700	7,265
December	7,641	8,221
January	8,044	
February	9,421	
March	10,308	
April	11,004	
May	11,019	
June	11,019	

QUALITY

	Quantity	Base Number	Contract	AT	Region	England
% of FP17s for the same patient ID Re-attending within 3 months - Children	44	859	5.1%	10.3%	11.9%	12.4%
% of FP17s for the same patient ID Re-attending within 3 months - Adults	493	3,492	14.1%	15.1%	16.5%	16.6%
% of FP17s for the same patient ID Re-attending between 3 & 9 months - Children	653	859	76.0%	60.7%	60.2%	57.5%
% of FP17s for the same patient ID Re-attending between 3 & 9 months - Adults	2,621	3,492	75.1%	52.7%	52.0%	50.4%
% of FP17s for Band 1 Urgent Courses	280	4,002	7.0%	9.5%	9.5%	9.1%
% of FP17s Relating to Free Repair or Replacements	3	4,002	0.1%	0.7%	0.7%	0.8%
% of FP17s Relating to Continuations	42	4,002	1.0%	1.3%	1.2%	1.3%
% of Patients satisfied with the dentistry they have received	9	10	90.0%	92.6%	92.9%	92.7%
% of Patients satisfied with the time they had to wait for an appointment	8	10	80.0%	88.0%	88.8%	88.8%

* This is based on patients treated on this contract for their most recent course of treatment. Figures in italics indicate the base number of FP17s or Patient Questionnaire responses are less than 100. N/A is shown where the base number of responses is less than 10 during the period. % is calculated as Quantity/Base number*100

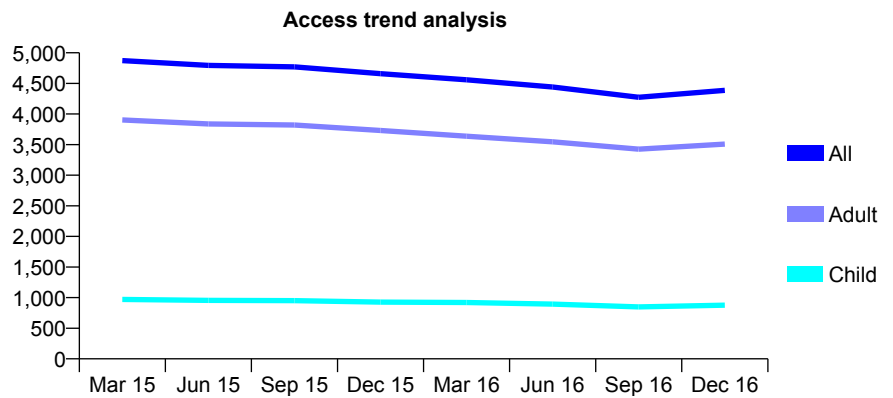
Q70 - Vital Signs At a Glance Contract Report for 125598/0002 - December 2016

Name or company name	Allington Dental Care
Contract type name	GDS Contract
Purpose of contract	General
Contract start date	01/11/2011
Contract end date	

16/17 Contracted general activity (UDA)	15,000
Carry forward general activity (UDA)	481
16/17 Contracted orthodontic activity (UOA)	0
Carry forward orthodontic activity (UOA)	0
Baseline contract value	£474,308.95

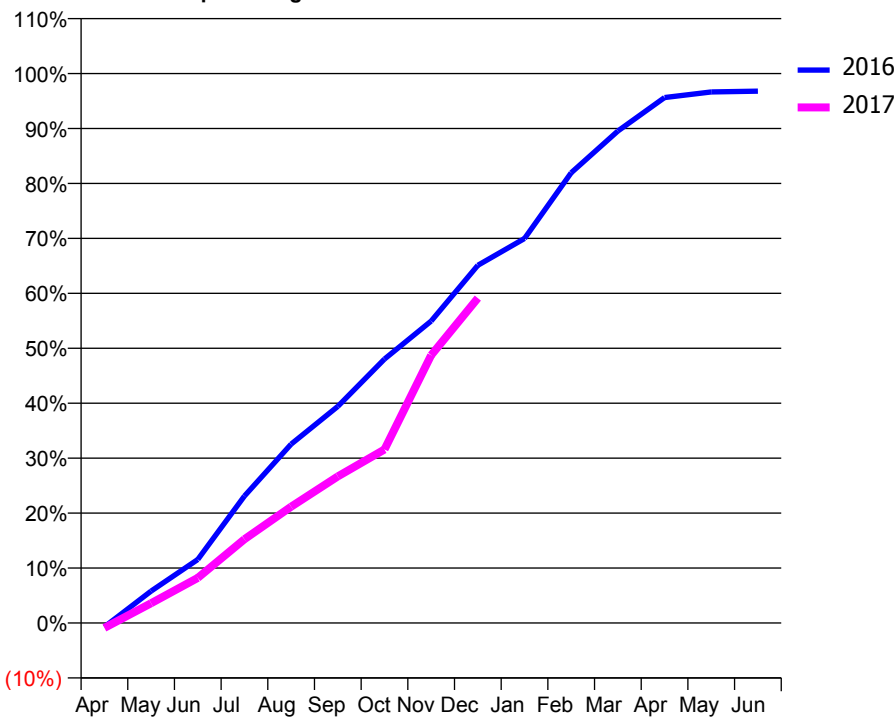
ACCESS*

Patients seen in 24 months	Total	Change since previous quarter
Quarter ending December 2015	4,658	
Quarter ending March 2016	4,558	↓
Quarter ending June 2016	4,441	↓
Quarter ending September 2016	4,273	↓
Quarter ending December 2016	4,386	↑
Variance since December 2015	(5.8%)	↓



ACTIVITY

Cumulative percentage of contracted UDA delivered 2016 & 2017



Month	Adjusted Scheduled Activity (UDA)	
	2016	2017
April	-109	-137
May	870	541
June	1,736	1,233
July	3,466	2,288
August	4,884	3,177
September	5,912	4,001
October	7,204	4,737
November	8,243	7,311
December	9,766	8,871
January	10,494	
February	12,292	
March	13,431	
April	14,343	
May	14,495	
June	14,518	

QUALITY

	Quantity	Base Number	Contract	AT	Region	England
% of FP17s for the same patient ID Re-attending within 3 months - Children	65	965	6.7%	10.3%	11.9%	12.4%
% of FP17s for the same patient ID Re-attending within 3 months - Adults	517	3,781	13.7%	15.1%	16.5%	16.6%
% of FP17s for the same patient ID Re-attending between 3 & 9 months - Children	543	965	56.3%	60.7%	60.2%	57.5%
% of FP17s for the same patient ID Re-attending between 3 & 9 months - Adults	2,121	3,781	56.1%	52.7%	52.0%	50.4%
% of FP17s for Band 1 Urgent Courses	238	4,274	5.6%	9.5%	9.5%	9.1%
% of FP17s Relating to Free Repair or Replacements	27	4,274	0.6%	0.7%	0.7%	0.8%
% of FP17s Relating to Continuations	107	4,274	2.5%	1.3%	1.2%	1.3%
% of Patients satisfied with the dentistry they have received	8	8	N/A	92.6%	92.9%	92.7%
% of Patients satisfied with the time they had to wait for an appointment	7	8	N/A	88.0%	88.8%	88.8%

* This is based on patients treated on this contract for their most recent course of treatment. Figures in italics indicate the base number of FP17s or Patient Questionnaire responses are less than 100. N/A is shown where the base number of responses is less than 10 during the period. % is calculated as Quantity/Base number*100

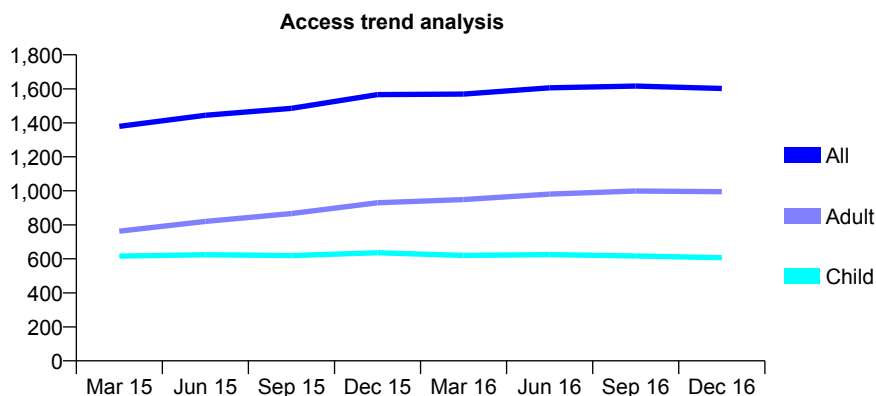
Q70 - Vital Signs At a Glance Contract Report for 125776/0006 - December 2016

Name or company name	Apex Dental Care Ltd
Contract type name	GDS Contract
Purpose of contract	General
Contract start date	03/08/2009
Contract end date	

16/17 Contracted general activity (UDA)	3,549
Carry forward general activity (UDA)	0
16/17 Contracted orthodontic activity (UOA)	0
Carry forward orthodontic activity (UOA)	0
Baseline contract value	£78,717.14

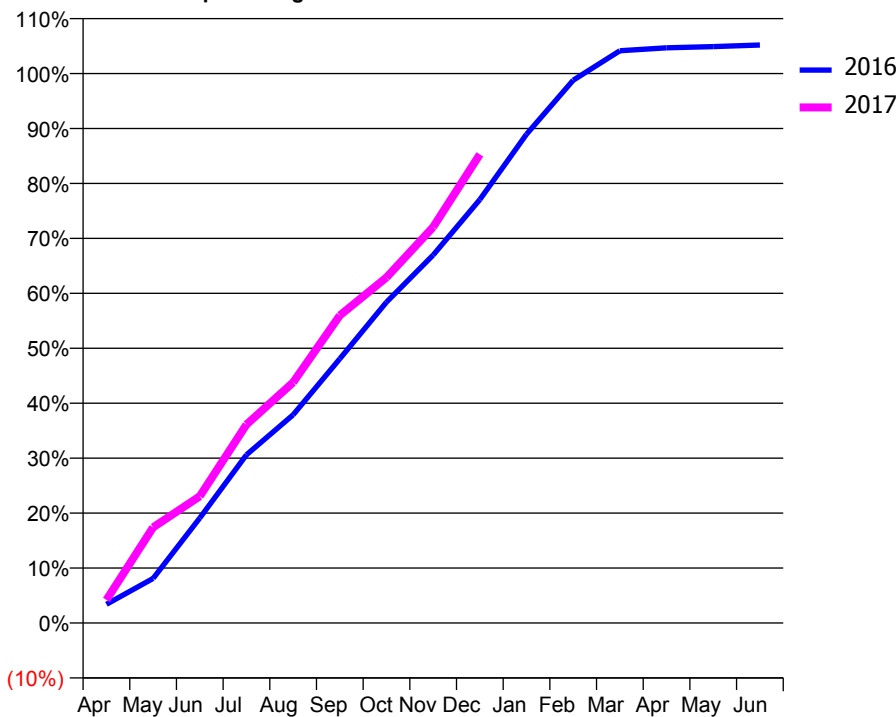
ACCESS*

Patients seen in 24 months	Total	Change since previous quarter
Quarter ending December 2015	1,566	
Quarter ending March 2016	1,569	→
Quarter ending June 2016	1,606	↑
Quarter ending September 2016	1,616	→
Quarter ending December 2016	1,602	→
Variance since December 2015	2.3%	↑



ACTIVITY

Cumulative percentage of contracted UDA delivered 2016 & 2017



Month	Adjusted Scheduled Activity (UDA)	
	2016	2017
April	121	149
May	288	618
June	678	819
July	1,086	1,282
August	1,345	1,554
September	1,706	1,986
October	2,073	2,232
November	2,377	2,557
December	2,735	3,026
January	3,157	
February	3,506	
March	3,696	
April	3,715	
May	3,723	
June	3,733	

QUALITY

	Quantity	Base Number	Contract	AT	Region	England
% of FP17s for the same patient ID Re-attending within 3 months - Children	50	711	7.0%	10.3%	11.9%	12.4%
% of FP17s for the same patient ID Re-attending within 3 months - Adults	155	992	15.6%	15.1%	16.5%	16.6%
% of FP17s for the same patient ID Re-attending between 3 & 9 months - Children	445	711	62.6%	60.7%	60.2%	57.5%
% of FP17s for the same patient ID Re-attending between 3 & 9 months - Adults	546	992	55.0%	52.7%	52.0%	50.4%
% of FP17s for Band 1 Urgent Courses	167	1,669	10.0%	9.5%	9.5%	9.1%
% of FP17s Relating to Free Repair or Replacements	7	1,669	0.4%	0.7%	0.7%	0.8%
% of FP17s Relating to Continuations	6	1,669	0.4%	1.3%	1.2%	1.3%
% of Patients satisfied with the dentistry they have received	2	2	N/A	92.6%	92.9%	92.7%
% of Patients satisfied with the time they had to wait for an appointment	1	2	N/A	88.0%	88.8%	88.8%

* This is based on patients treated on this contract for their most recent course of treatment. Figures in italics indicate the base number of FP17s or Patient Questionnaire responses are less than 100. N/A is shown where the base number of responses is less than 10 during the period. % is calculated as Quantity/Base number*100

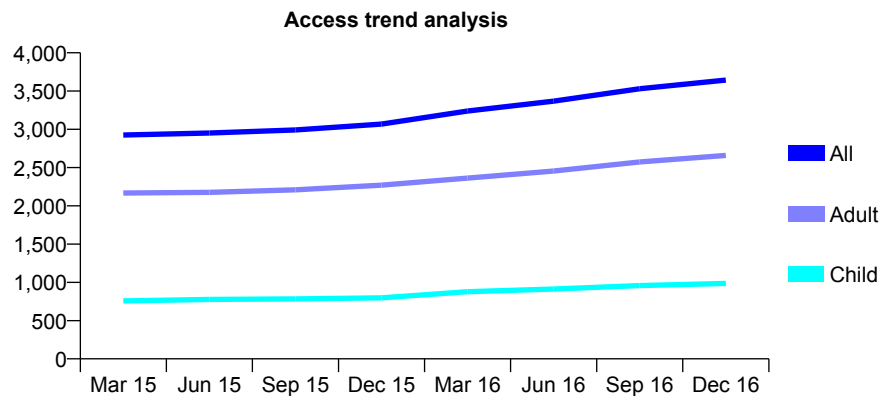
Q70 - Vital Signs At a Glance Contract Report for 125776/0012 - December 2016

Name or company name	Apex Dental Care Ltd
Contract type name	GDS Contract
Purpose of contract	General
Contract start date	01/09/2011
Contract end date	

16/17 Contracted general activity (UDA)	10,000
Carry forward general activity (UDA)	65
16/17 Contracted orthodontic activity (UOA)	0
Carry forward orthodontic activity (UOA)	0
Baseline contract value	£268,122.60

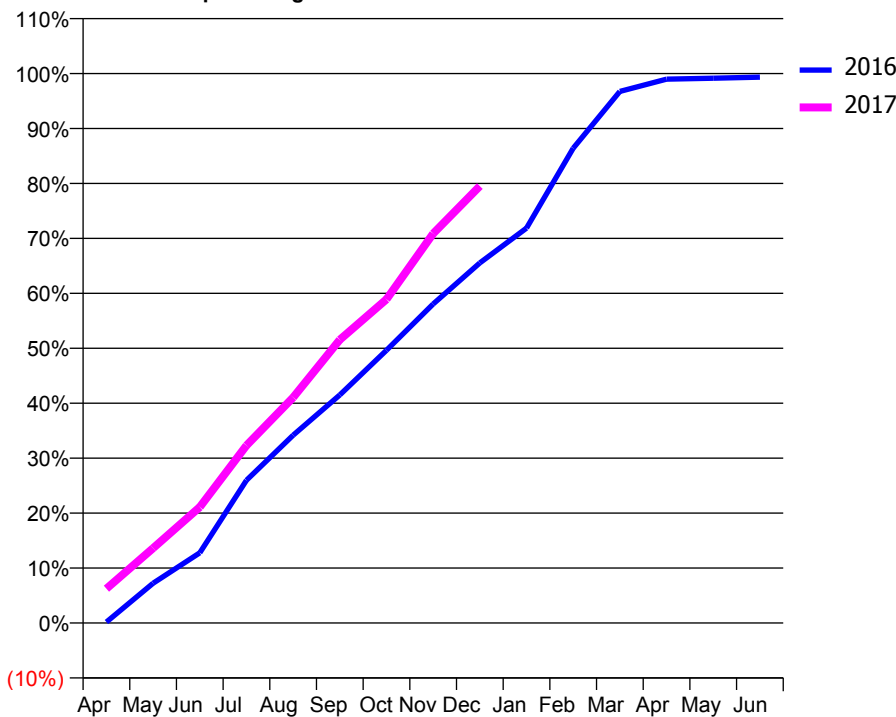
ACCESS*

Patients seen in 24 months	Total	Change since previous quarter
Quarter ending December 2015	3,068	
Quarter ending March 2016	3,239	↑
Quarter ending June 2016	3,368	↑
Quarter ending September 2016	3,531	↑
Quarter ending December 2016	3,644	↑
Variance since December 2015	18.8%	↑



ACTIVITY

Cumulative percentage of contracted UDA delivered 2016 & 2017



Month	Adjusted Scheduled Activity (UDA)	
	2016	2017
April	18	626
May	724	1,362
June	1,278	2,111
July	2,597	3,232
August	3,419	4,106
September	4,150	5,156
October	4,965	5,891
November	5,807	7,087
December	6,553	7,951
January	7,186	
February	8,640	
March	9,675	
April	9,896	
May	9,913	
June	9,935	

QUALITY

	Quantity	Base Number	Contract	AT	Region	England
% of FP17s for the same patient ID Re-attending within 3 months - Children	63	1,173	5.4%	10.3%	11.9%	12.4%
% of FP17s for the same patient ID Re-attending within 3 months - Adults	405	3,197	12.7%	15.1%	16.5%	16.6%
% of FP17s for the same patient ID Re-attending between 3 & 9 months - Children	742	1,173	63.3%	60.7%	60.2%	57.5%
% of FP17s for the same patient ID Re-attending between 3 & 9 months - Adults	1,884	3,197	58.9%	52.7%	52.0%	50.4%
% of FP17s for Band 1 Urgent Courses	264	4,168	6.3%	9.5%	9.5%	9.1%
% of FP17s Relating to Free Repair or Replacements	8	4,168	0.2%	0.7%	0.7%	0.8%
% of FP17s Relating to Continuations	12	4,168	0.3%	1.3%	1.2%	1.3%
% of Patients satisfied with the dentistry they have received	5	6	N/A	92.6%	92.9%	92.7%
% of Patients satisfied with the time they had to wait for an appointment	6	6	N/A	88.0%	88.8%	88.8%

* This is based on patients treated on this contract for their most recent course of treatment. Figures in italics indicate the base number of FP17s or Patient Questionnaire responses are less than 100. N/A is shown where the base number of responses is less than 10 during the period. % is calculated as Quantity/Base number*100

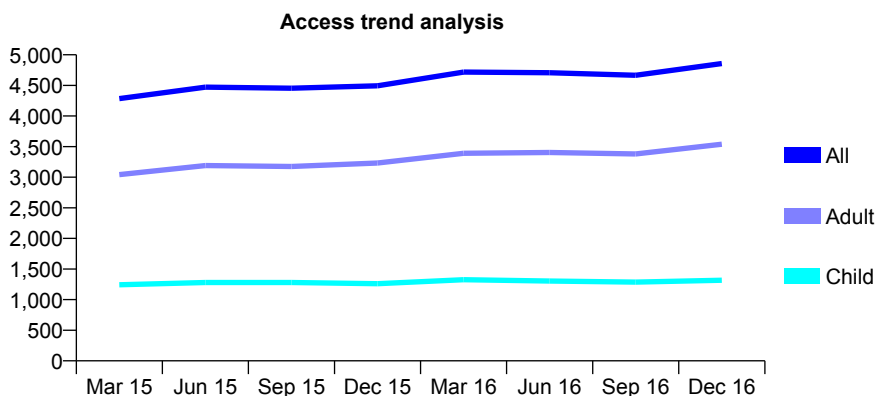
Q70 - Vital Signs At a Glance Contract Report for 125776/0015 - December 2016

Name or company name	Apex Dental Care Ltd
Contract type name	GDS Contract
Purpose of contract	General
Contract start date	01/06/2013
Contract end date	

16/17 Contracted general activity (UDA)	15,000
Carry forward general activity (UDA)	165
16/17 Contracted orthodontic activity (UOA)	0
Carry forward orthodontic activity (UOA)	0
Baseline contract value	£342,954.30

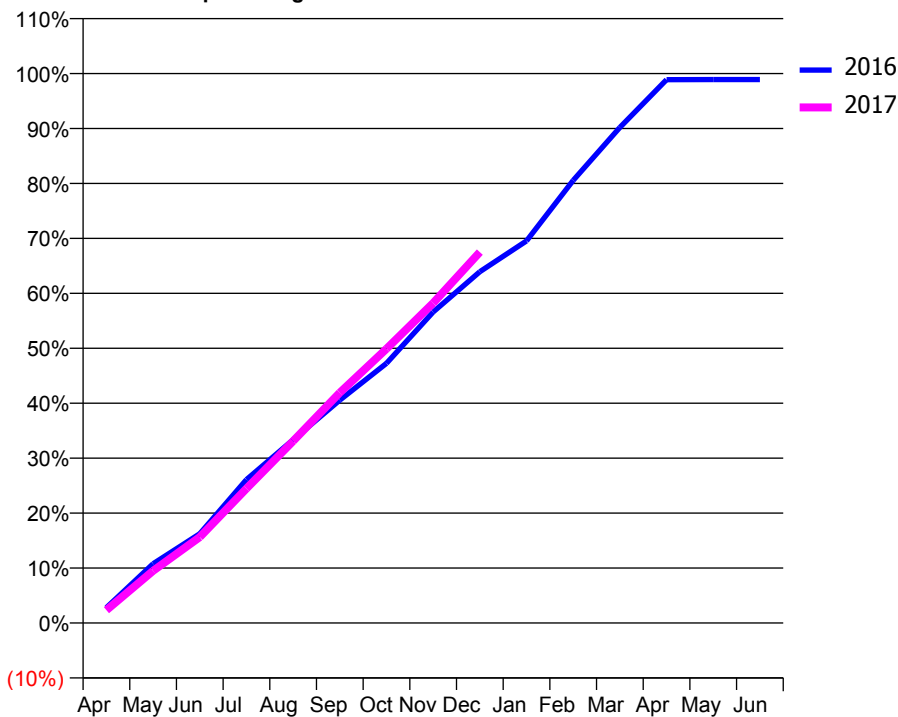
ACCESS*

Patients seen in 24 months	Total	Change since previous quarter
Quarter ending December 2015	4,493	
Quarter ending March 2016	4,717	↑
Quarter ending June 2016	4,708	→
Quarter ending September 2016	4,666	→
Quarter ending December 2016	4,857	↑
Variance since December 2015	8.1%	↑



ACTIVITY

Cumulative percentage of contracted UDA delivered 2016 & 2017



Month	Adjusted Scheduled Activity (UDA)	
	2016	2017
April	421	350
May	1,619	1,426
June	2,436	2,345
July	3,916	3,670
August	5,003	4,968
September	6,084	6,287
October	7,088	7,485
November	8,491	8,734
December	9,590	10,125
January	10,430	
February	12,084	
March	13,528	
April	14,831	
May	14,834	
June	14,835	

QUALITY

	Quantity	Base Number	Contract	AT	Region	England
% of FP17s for the same patient ID Re-attending within 3 months - Children	83	1,626	5.1%	10.3%	11.9%	12.4%
% of FP17s for the same patient ID Re-attending within 3 months - Adults	488	3,976	12.3%	15.1%	16.5%	16.6%
% of FP17s for the same patient ID Re-attending between 3 & 9 months - Children	1,122	1,626	69.0%	60.7%	60.2%	57.5%
% of FP17s for the same patient ID Re-attending between 3 & 9 months - Adults	2,217	3,976	55.8%	52.7%	52.0%	50.4%
% of FP17s for Band 1 Urgent Courses	212	5,077	4.2%	9.5%	9.5%	9.1%
% of FP17s Relating to Free Repair or Replacements	29	5,077	0.6%	0.7%	0.7%	0.8%
% of FP17s Relating to Continuations	36	5,077	0.7%	1.3%	1.2%	1.3%
% of Patients satisfied with the dentistry they have received	3	3	N/A	92.6%	92.9%	92.7%
% of Patients satisfied with the time they had to wait for an appointment	3	3	N/A	88.0%	88.8%	88.8%

* This is based on patients treated on this contract for their most recent course of treatment. Figures in italics indicate the base number of FP17s or Patient Questionnaire responses are less than 100. N/A is shown where the base number of responses is less than 10 during the period. % is calculated as Quantity/Base number*100

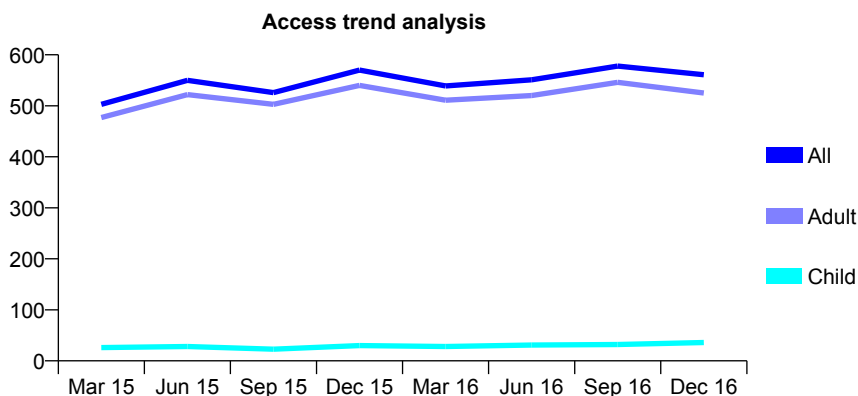
Q70 - Vital Signs At a Glance Contract Report for 125776/0016 - December 2016

Name or company name	Apex Dental Care Ltd
Contract type name	GDS Contract
Purpose of contract	General
Contract start date	01/06/2013
Contract end date	

16/17 Contracted general activity (UDA)	1,814
Carry forward general activity (UDA)	0
16/17 Contracted orthodontic activity (UOA)	0
Carry forward orthodontic activity (UOA)	0
Baseline contract value	£41,476.77

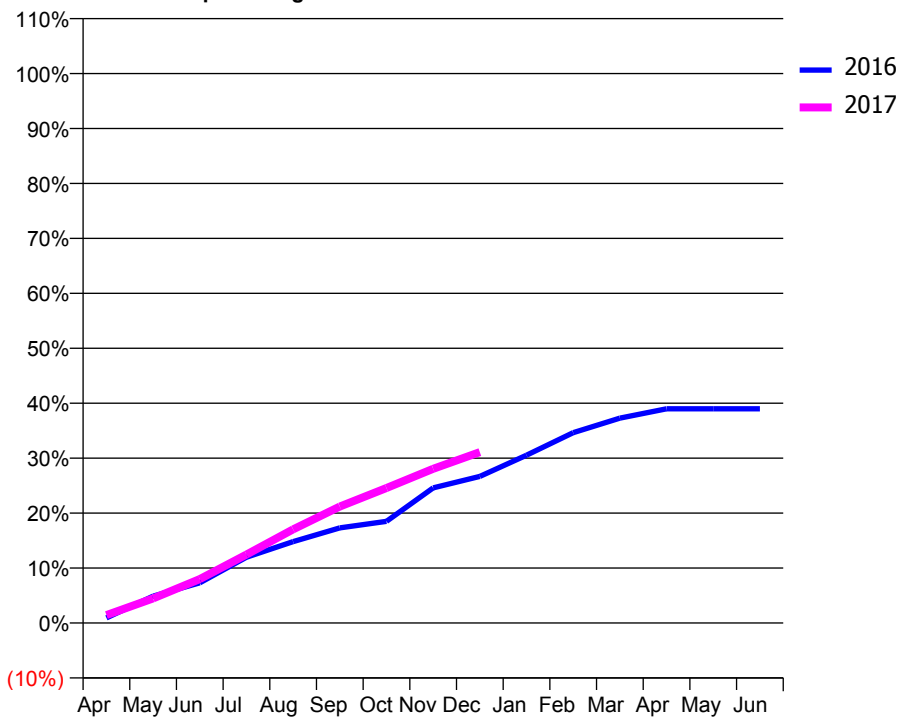
ACCESS*

Patients seen in 24 months	Total	Change since previous quarter
Quarter ending December 2015	570	
Quarter ending March 2016	539	↓
Quarter ending June 2016	551	↑
Quarter ending September 2016	578	↑
Quarter ending December 2016	561	↓
Variance since December 2015	(1.6%)	↓



ACTIVITY

Cumulative percentage of contracted UDA delivered 2016 & 2017



Month	Adjusted Scheduled Activity (UDA)	
	2016	2017
April	17	26
May	89	81
June	133	145
July	217	226
August	269	309
September	314	385
October	336	446
November	446	509
December	484	564
January	554	
February	628	
March	676	
April	707	
May	707	
June	707	

QUALITY

	Quantity	Base Number	Contract	AT	Region	England
% of FP17s for the same patient ID Re-attending within 3 months - Children	2	50	4.0%	10.3%	11.9%	12.4%
% of FP17s for the same patient ID Re-attending within 3 months - Adults	28	438	6.4%	15.1%	16.5%	16.6%
% of FP17s for the same patient ID Re-attending between 3 & 9 months - Children	0	50	0.0%	60.7%	60.2%	57.5%
% of FP17s for the same patient ID Re-attending between 3 & 9 months - Adults	10	438	2.3%	52.7%	52.0%	50.4%
% of FP17s for Band 1 Urgent Courses	451	462	97.6%	9.5%	9.5%	9.1%
% of FP17s Relating to Free Repair or Replacements	1	462	0.2%	0.7%	0.7%	0.8%
% of FP17s Relating to Continuations	0	462	0.0%	1.3%	1.2%	1.3%
% of Patients satisfied with the dentistry they have received	1	1	N/A	92.6%	92.9%	92.7%
% of Patients satisfied with the time they had to wait for an appointment	1	1	N/A	88.0%	88.8%	88.8%

* This is based on patients treated on this contract for their most recent course of treatment. Figures in italics indicate the base number of FP17s or Patient Questionnaire responses are less than 100. N/A is shown where the base number of responses is less than 10 during the period. % is calculated as Quantity/Base number*100

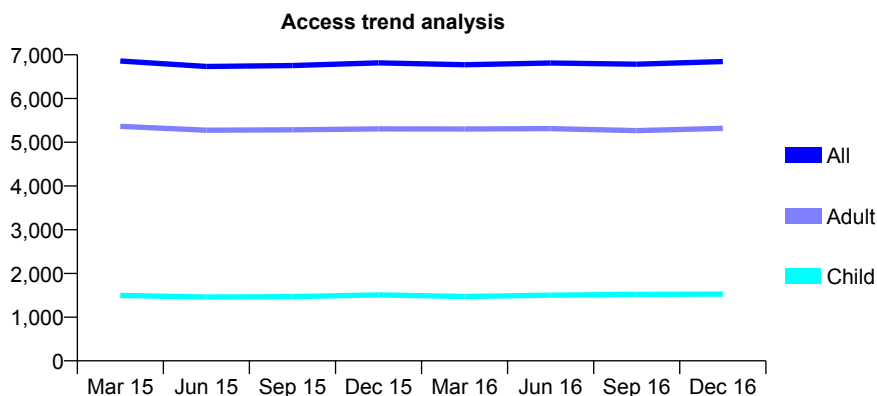
Q70 - Vital Signs At a Glance Contract Report for 127116/0002 - December 2016

Name or company name	Mr R Gyening & Miss N Hussain
Contract type name	GDS Contract
Purpose of contract	General
Contract start date	01/07/2012
Contract end date	

16/17 Contracted general activity (UDA)	19,688
Carry forward general activity (UDA)	543
16/17 Contracted orthodontic activity (UOA)	0
Carry forward orthodontic activity (UOA)	0
Baseline contract value	£521,250.17

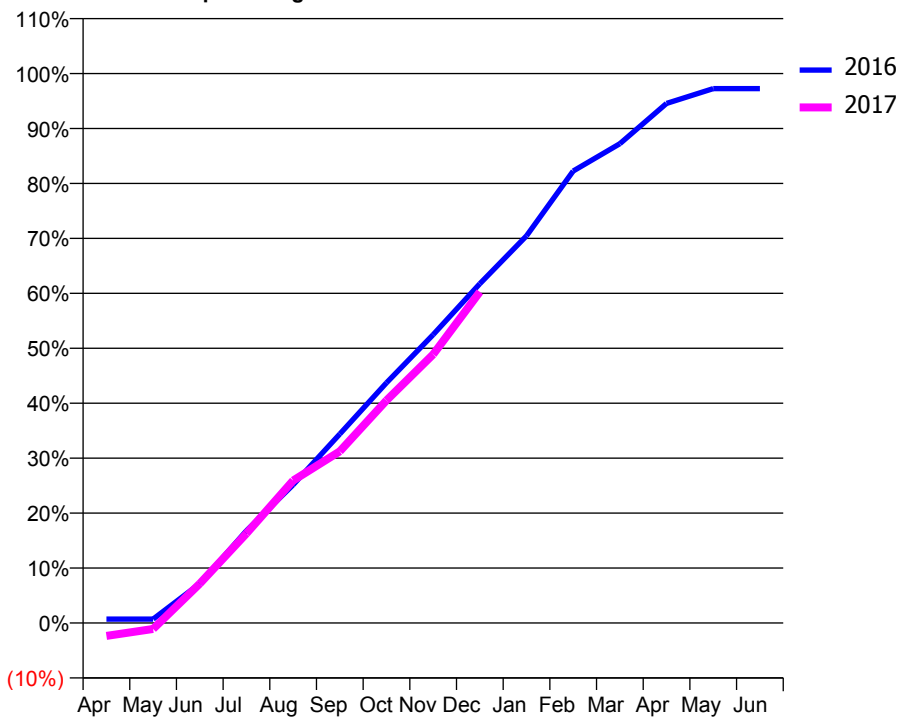
ACCESS*

Patients seen in 24 months	Total	Change since previous quarter
Quarter ending December 2015	6,814	
Quarter ending March 2016	6,774	→
Quarter ending June 2016	6,813	→
Quarter ending September 2016	6,784	→
Quarter ending December 2016	6,845	→
Variance since December 2015	0.5%	→



ACTIVITY

Cumulative percentage of contracted UDA delivered 2016 & 2017



Month	Adjusted Scheduled Activity (UDA)	
	2016	2017
April	142	-467
May	142	-218
June	1,413	1,412
July	3,307	3,210
August	4,952	5,105
September	6,773	6,150
October	8,605	7,976
November	10,330	9,626
December	12,157	11,867
January	13,870	
February	16,195	
March	17,174	
April	18,616	
May	19,145	
June	19,145	

QUALITY

	Quantity	Base Number	Contract	AT	Region	England
% of FP17s for the same patient ID Re-attending within 3 months - Children	103	1,786	5.8%	10.3%	11.9%	12.4%
% of FP17s for the same patient ID Re-attending within 3 months - Adults	988	6,412	15.4%	15.1%	16.5%	16.6%
% of FP17s for the same patient ID Re-attending between 3 & 9 months - Children	1,087	1,786	60.9%	60.7%	60.2%	57.5%
% of FP17s for the same patient ID Re-attending between 3 & 9 months - Adults	3,856	6,412	60.1%	52.7%	52.0%	50.4%
% of FP17s for Band 1 Urgent Courses	597	6,986	8.5%	9.5%	9.5%	9.1%
% of FP17s Relating to Free Repair or Replacements	40	6,986	0.6%	0.7%	0.7%	0.8%
% of FP17s Relating to Continuations	34	6,986	0.5%	1.3%	1.2%	1.3%
% of Patients satisfied with the dentistry they have received	3	4	N/A	92.6%	92.9%	92.7%
% of Patients satisfied with the time they had to wait for an appointment	2	4	N/A	88.0%	88.8%	88.8%

* This is based on patients treated on this contract for their most recent course of treatment. Figures in italics indicate the base number of FP17s or Patient Questionnaire responses are less than 100. N/A is shown where the base number of responses is less than 10 during the period. % is calculated as Quantity/Base number*100

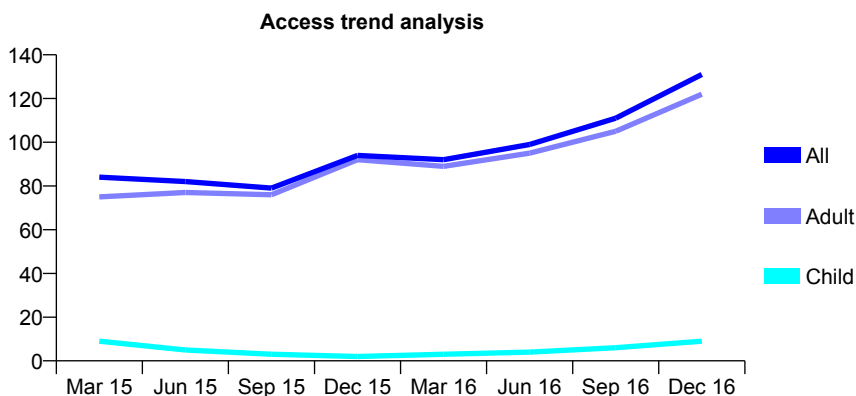
Q70 - Vital Signs At a Glance Contract Report for 127116/0003 - December 2016

Name or company name	Mr R Gyening & Miss N Hussain
Contract type name	GDS Contract
Purpose of contract	General
Contract start date	01/07/2012
Contract end date	

16/17 Contracted general activity (UDA)	312
Carry forward general activity (UDA)	0
16/17 Contracted orthodontic activity (UOA)	0
Carry forward orthodontic activity (UOA)	0
Baseline contract value	£0.00

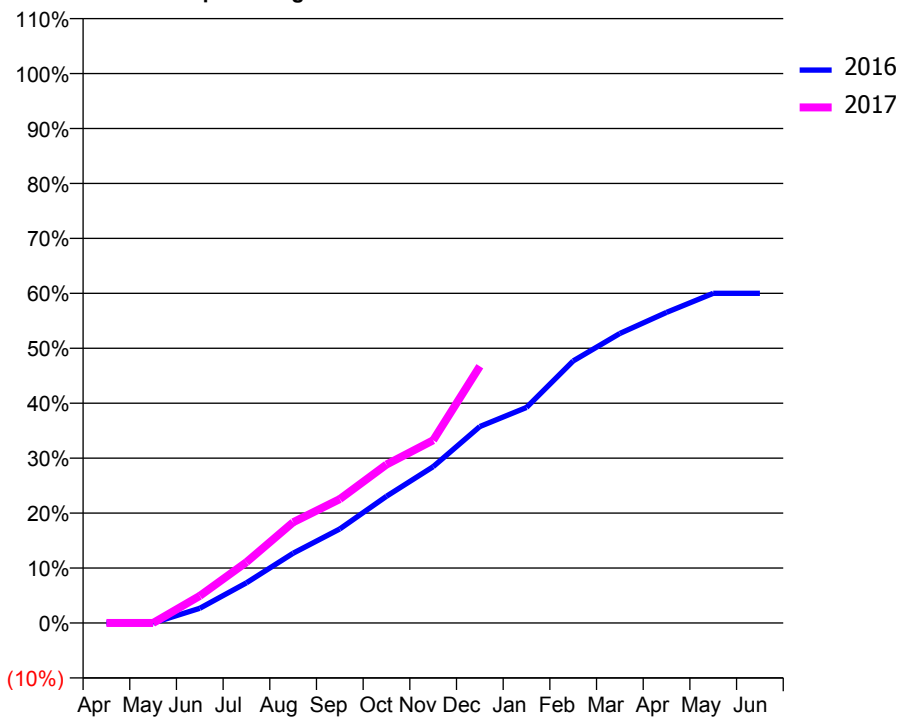
ACCESS*

Patients seen in 24 months	Total	Change since previous quarter
Quarter ending December 2015	94	
Quarter ending March 2016	92	↓
Quarter ending June 2016	99	↑
Quarter ending September 2016	111	↑
Quarter ending December 2016	131	↑
Variance since December 2015	39.4%	↑



ACTIVITY

Cumulative percentage of contracted UDA delivered 2016 & 2017



Month	Adjusted Scheduled Activity (UDA)	
	2016	2017
April	0	0
May	0	0
June	8	15
July	23	35
August	40	57
September	53	70
October	72	90
November	89	104
December	112	146
January	122	
February	149	
March	164	
April	176	
May	187	
June	187	

QUALITY

	Quantity	Base Number	Contract	AT	Region	England
% of FP17s for the same patient ID Re-attending within 3 months - Children	0	11	0.0%	10.3%	11.9%	12.4%
% of FP17s for the same patient ID Re-attending within 3 months - Adults	3	126	2.4%	15.1%	16.5%	16.6%
% of FP17s for the same patient ID Re-attending between 3 & 9 months - Children	0	11	0.0%	60.7%	60.2%	57.5%
% of FP17s for the same patient ID Re-attending between 3 & 9 months - Adults	0	126	0.0%	52.7%	52.0%	50.4%
% of FP17s for Band 1 Urgent Courses	99	118	83.9%	9.5%	9.5%	9.1%
% of FP17s Relating to Free Repair or Replacements	0	118	0.0%	0.7%	0.7%	0.8%
% of FP17s Relating to Continuations	0	118	0.0%	1.3%	1.2%	1.3%
% of Patients satisfied with the dentistry they have received	0	0	N/A	92.6%	92.9%	92.7%
% of Patients satisfied with the time they had to wait for an appointment	0	0	N/A	88.0%	88.8%	88.8%

* This is based on patients treated on this contract for their most recent course of treatment. Figures in italics indicate the base number of FP17s or Patient Questionnaire responses are less than 100. N/A is shown where the base number of responses is less than 10 during the period. % is calculated as Quantity/Base number*100

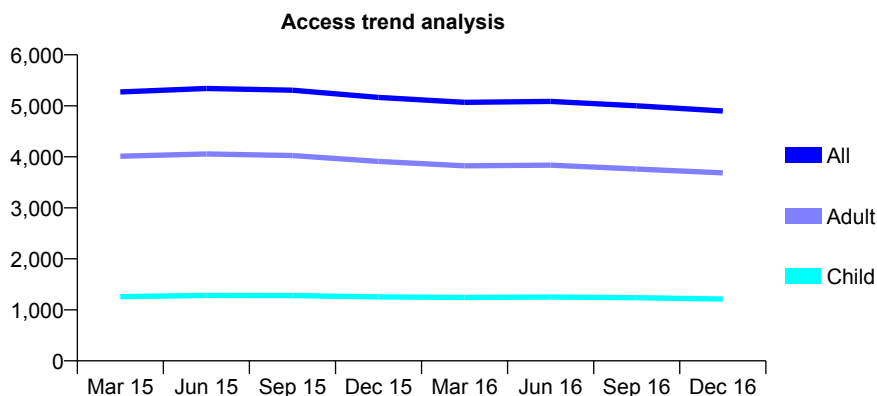
Q70 - Vital Signs At a Glance Contract Report for 127116/0004 - December 2016

Name or company name	Mr R Gyening & Miss N Hussain
Contract type name	GDS Contract
Purpose of contract	General
Contract start date	01/07/2012
Contract end date	

16/17 Contracted general activity (UDA)	15,516
Carry forward general activity (UDA)	0
16/17 Contracted orthodontic activity (UOA)	0
Carry forward orthodontic activity (UOA)	0
Baseline contract value	£427,377.65

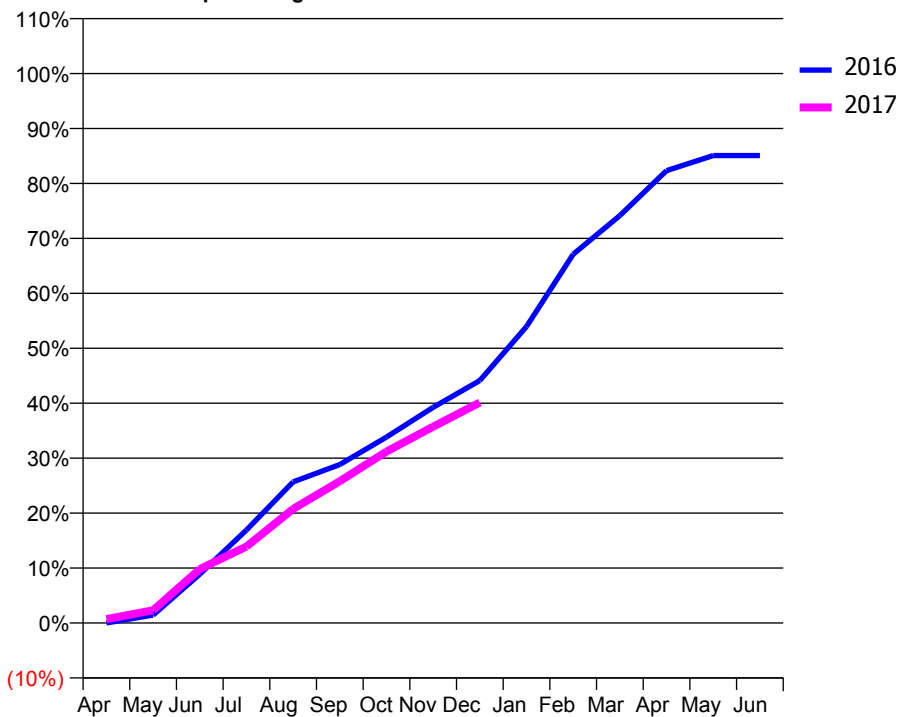
ACCESS*

Patients seen in 24 months	Total	Change since previous quarter
Quarter ending December 2015	5,165	
Quarter ending March 2016	5,067	↓
Quarter ending June 2016	5,087	→
Quarter ending September 2016	5,001	↓
Quarter ending December 2016	4,898	↓
Variance since December 2015	(5.2%)	↓



ACTIVITY

Cumulative percentage of contracted UDA delivered 2016 & 2017



QUALITY

	Quantity	Base Number	Contract	AT	Region	England
% of FP17s for the same patient ID Re-attending within 3 months - Children	87	1,294	6.7%	10.3%	11.9%	12.4%
% of FP17s for the same patient ID Re-attending within 3 months - Adults	404	3,292	12.3%	15.1%	16.5%	16.6%
% of FP17s for the same patient ID Re-attending between 3 & 9 months - Children	786	1,294	60.7%	60.7%	60.2%	57.5%
% of FP17s for the same patient ID Re-attending between 3 & 9 months - Adults	1,813	3,292	55.1%	52.7%	52.0%	50.4%
% of FP17s for Band 1 Urgent Courses	336	3,659	9.2%	9.5%	9.5%	9.1%
% of FP17s Relating to Free Repair or Replacements	22	3,659	0.6%	0.7%	0.7%	0.8%
% of FP17s Relating to Continuations	12	3,659	0.3%	1.3%	1.2%	1.3%
% of Patients satisfied with the dentistry they have received	4	4	N/A	92.6%	92.9%	92.7%
% of Patients satisfied with the time they had to wait for an appointment	3	4	N/A	88.0%	88.8%	88.8%

* This is based on patients treated on this contract for their most recent course of treatment. Figures in italics indicate the base number of FP17s or Patient Questionnaire responses are less than 100. N/A is shown where the base number of responses is less than 10 during the period. % is calculated as Quantity/Base number*100

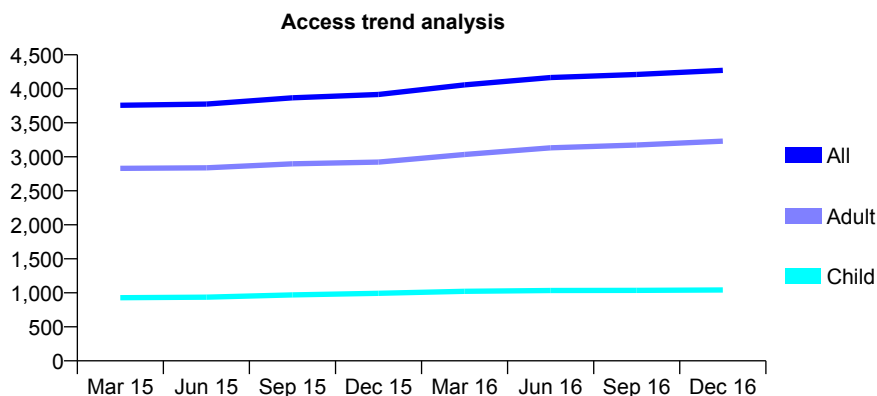
Q70 - Vital Signs At a Glance Contract Report for 128392/0001 - December 2016

Name or company name	Dr L Tangsiri
Contract type name	GDS Contract
Purpose of contract	General
Contract start date	25/09/2009
Contract end date	

16/17 Contracted general activity (UDA)	10,368
Carry forward general activity (UDA)	-1
16/17 Contracted orthodontic activity (UOA)	0
Carry forward orthodontic activity (UOA)	0
Baseline contract value	£234,610.85

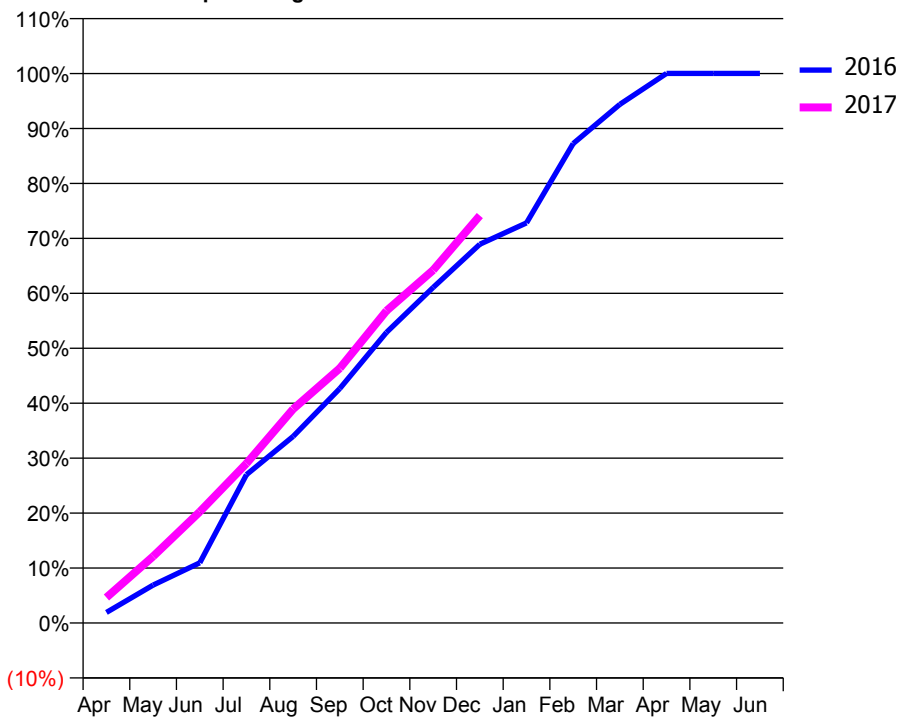
ACCESS*

Patients seen in 24 months	Total	Change since previous quarter
Quarter ending December 2015	3,916	
Quarter ending March 2016	4,057	↑
Quarter ending June 2016	4,166	↑
Quarter ending September 2016	4,211	→
Quarter ending December 2016	4,272	→
Variance since December 2015	9.1%	↑



ACTIVITY

Cumulative percentage of contracted UDA delivered 2016 & 2017



Month	Adjusted Scheduled Activity (UDA)	
	2016	2017
April	199	481
May	716	1,257
June	1,137	2,100
July	2,800	3,010
August	3,521	4,037
September	4,423	4,806
October	5,484	5,891
November	6,331	6,659
December	7,148	7,689
January	7,548	
February	9,047	
March	9,787	
April	10,370	
May	10,370	
June	10,370	

QUALITY

	Quantity	Base Number	Contract	AT	Region	England
% of FP17s for the same patient ID Re-attending within 3 months - Children	50	1,120	4.5%	10.3%	11.9%	12.4%
% of FP17s for the same patient ID Re-attending within 3 months - Adults	425	3,580	11.9%	15.1%	16.5%	16.6%
% of FP17s for the same patient ID Re-attending between 3 & 9 months - Children	717	1,120	64.0%	60.7%	60.2%	57.5%
% of FP17s for the same patient ID Re-attending between 3 & 9 months - Adults	2,080	3,580	58.1%	52.7%	52.0%	50.4%
% of FP17s for Band 1 Urgent Courses	263	4,405	6.0%	9.5%	9.5%	9.1%
% of FP17s Relating to Free Repair or Replacements	13	4,405	0.3%	0.7%	0.7%	0.8%
% of FP17s Relating to Continuations	99	4,405	2.2%	1.3%	1.2%	1.3%
% of Patients satisfied with the dentistry they have received	7	7	N/A	92.6%	92.9%	92.7%
% of Patients satisfied with the time they had to wait for an appointment	4	7	N/A	88.0%	88.8%	88.8%

* This is based on patients treated on this contract for their most recent course of treatment. Figures in italics indicate the base number of FP17s or Patient Questionnaire responses are less than 100. N/A is shown where the base number of responses is less than 10 during the period. % is calculated as Quantity/Base number*100

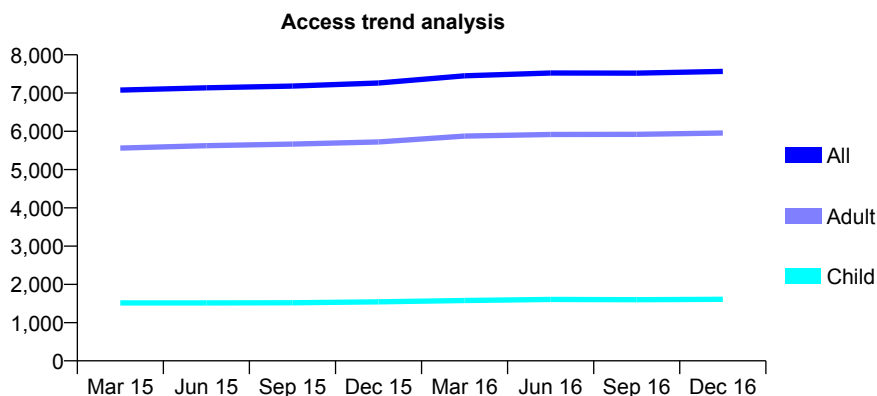
Q70 - Vital Signs At a Glance Contract Report for 128678/0001 - December 2016

Name or company name	SCA Trafalgar Dental Services Ltd
Contract type name	GDS Contract
Purpose of contract	General
Contract start date	01/04/2009
Contract end date	

16/17 Contracted general activity (UDA)	21,352
Carry forward general activity (UDA)	740
16/17 Contracted orthodontic activity (UOA)	0
Carry forward orthodontic activity (UOA)	0
Baseline contract value	£544,703.19

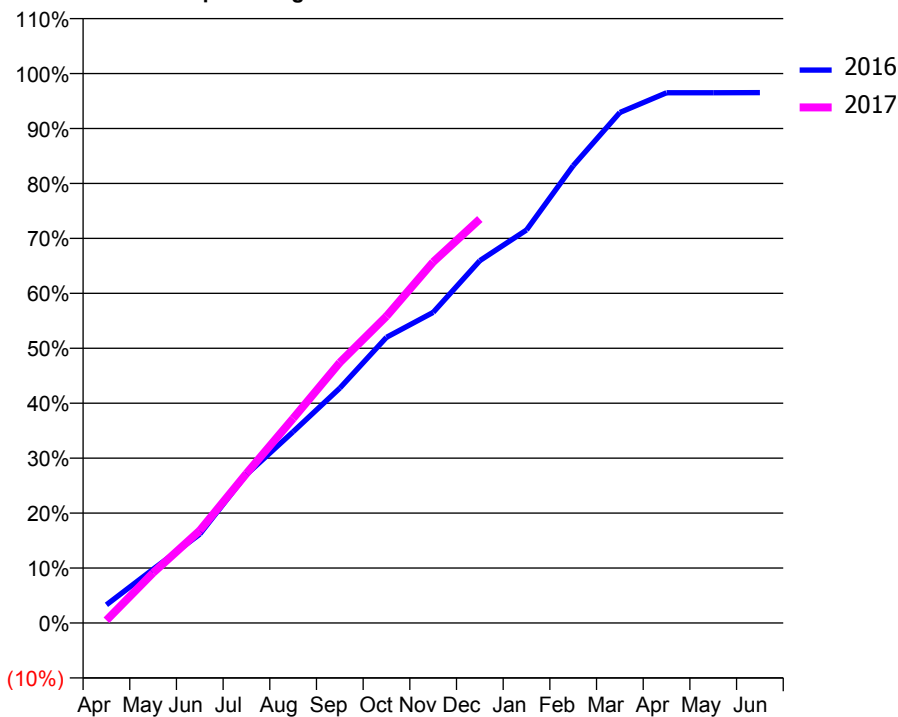
ACCESS*

Patients seen in 24 months	Total	Change since previous quarter
Quarter ending December 2015	7,263	
Quarter ending March 2016	7,450	↑
Quarter ending June 2016	7,523	→
Quarter ending September 2016	7,520	→
Quarter ending December 2016	7,565	→
Variance since December 2015	4.2%	↑



ACTIVITY

Cumulative percentage of contracted UDA delivered 2016 & 2017



Month	Adjusted Scheduled Activity (UDA)	
	2016	2017
April	708	107
May	2,089	1,950
June	3,455	3,593
July	5,771	5,809
August	7,435	7,949
September	9,129	10,122
October	11,100	11,918
November	12,070	14,029
December	14,080	15,696
January	15,272	
February	17,771	
March	19,835	
April	20,605	
May	20,603	
June	20,612	

QUALITY

	Quantity	Base Number	Contract	AT	Region	England
% of FP17s for the same patient ID Re-attending within 3 months - Children	144	1,831	7.9%	10.3%	11.9%	12.4%
% of FP17s for the same patient ID Re-attending within 3 months - Adults	712	6,390	11.1%	15.1%	16.5%	16.6%
% of FP17s for the same patient ID Re-attending between 3 & 9 months - Children	1,040	1,831	56.8%	60.7%	60.2%	57.5%
% of FP17s for the same patient ID Re-attending between 3 & 9 months - Adults	3,379	6,390	52.9%	52.7%	52.0%	50.4%
% of FP17s for Band 1 Urgent Courses	1,562	7,823	20.0%	9.5%	9.5%	9.1%
% of FP17s Relating to Free Repair or Replacements	22	7,823	0.3%	0.7%	0.7%	0.8%
% of FP17s Relating to Continuations	23	7,823	0.3%	1.3%	1.2%	1.3%
% of Patients satisfied with the dentistry they have received	9	9	N/A	92.6%	92.9%	92.7%
% of Patients satisfied with the time they had to wait for an appointment	9	9	N/A	88.0%	88.8%	88.8%

* This is based on patients treated on this contract for their most recent course of treatment. Figures in italics indicate the base number of FP17s or Patient Questionnaire responses are less than 100. N/A is shown where the base number of responses is less than 10 during the period. % is calculated as Quantity/Base number*100

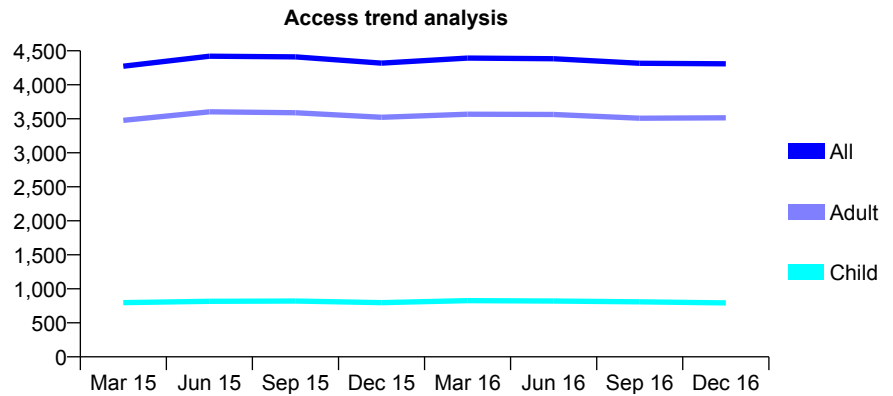
Q70 - Vital Signs At a Glance Contract Report for 128678/0002 - December 2016

Name or company name	SCA Trafalgar Dental Services Ltd
Contract type name	GDS Contract
Purpose of contract	General
Contract start date	10/02/2013
Contract end date	

16/17 Contracted general activity (UDA)	16,000
Carry forward general activity (UDA)	0
16/17 Contracted orthodontic activity (UOA)	0
Carry forward orthodontic activity (UOA)	0
Baseline contract value	£477,320.72

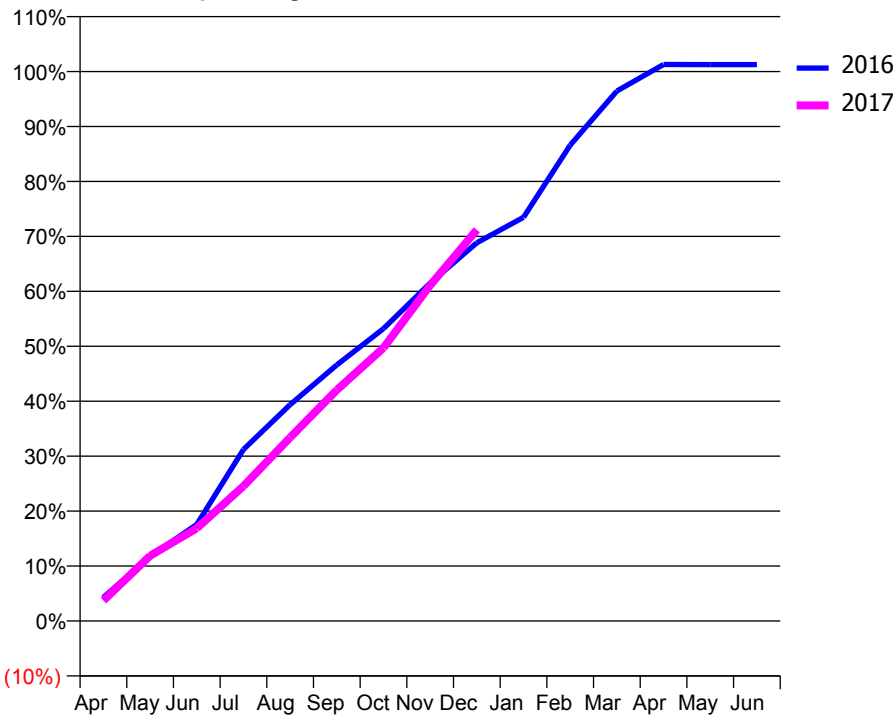
ACCESS*

Patients seen in 24 months	Total	Change since previous quarter
Quarter ending December 2015	4,319	
Quarter ending March 2016	4,394	→
Quarter ending June 2016	4,384	→
Quarter ending September 2016	4,316	↓
Quarter ending December 2016	4,308	→
Variance since December 2015	(0.3%)	→



ACTIVITY

Cumulative percentage of contracted UDA delivered 2016 & 2017



Month	Adjusted Scheduled Activity (UDA)	
	2016	2017
April	690	595
May	1,880	1,901
June	2,814	2,700
July	4,996	3,926
August	6,301	5,346
September	7,455	6,728
October	8,511	7,952
November	9,842	9,776
December	11,015	11,391
January	11,755	
February	13,854	
March	15,431	
April	16,203	
May	16,200	
June	16,200	

QUALITY

	Quantity	Base Number	Contract	AT	Region	England
% of FP17s for the same patient ID Re-attending within 3 months - Children	135	935	14.4%	10.3%	11.9%	12.4%
% of FP17s for the same patient ID Re-attending within 3 months - Adults	1,056	4,538	23.3%	15.1%	16.5%	16.6%
% of FP17s for the same patient ID Re-attending between 3 & 9 months - Children	523	935	55.9%	60.7%	60.2%	57.5%
% of FP17s for the same patient ID Re-attending between 3 & 9 months - Adults	2,397	4,538	52.8%	52.7%	52.0%	50.4%
% of FP17s for Band 1 Urgent Courses	470	5,142	9.1%	9.5%	9.5%	9.1%
% of FP17s Relating to Free Repair or Replacements	67	5,142	1.3%	0.7%	0.7%	0.8%
% of FP17s Relating to Continuations	103	5,142	2.0%	1.3%	1.2%	1.3%
% of Patients satisfied with the dentistry they have received	13	13	100.0%	92.6%	92.9%	92.7%
% of Patients satisfied with the time they had to wait for an appointment	11	13	84.6%	88.0%	88.8%	88.8%

* This is based on patients treated on this contract for their most recent course of treatment. Figures in italics indicate the base number of FP17s or Patient Questionnaire responses are less than 100. N/A is shown where the base number of responses is less than 10 during the period. % is calculated as Quantity/Base number*100

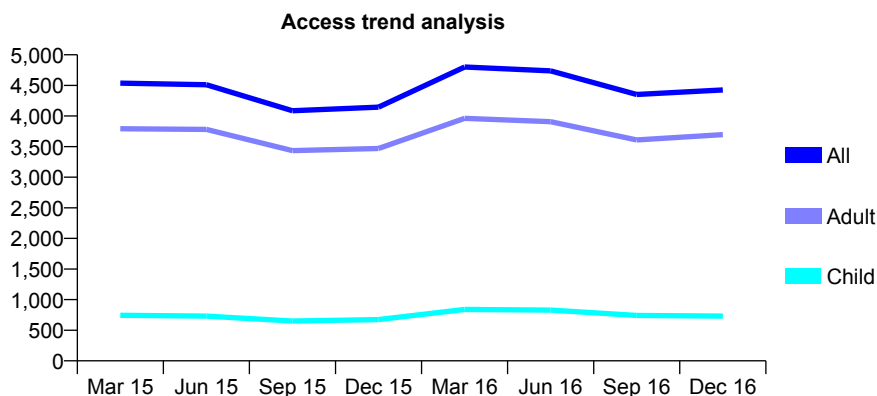
Q70 - Vital Signs At a Glance Contract Report for 129135/0001 - December 2016

Name or company name	Mr M Rzepiski & Mrs A Grycz-Rzepiska
Contract type name	GDS Contract
Purpose of contract	General
Contract start date	01/04/2006
Contract end date	

16/17 Contracted general activity (UDA)	14,316
Carry forward general activity (UDA)	0
16/17 Contracted orthodontic activity (UOA)	0
Carry forward orthodontic activity (UOA)	0
Baseline contract value	£292,850.17

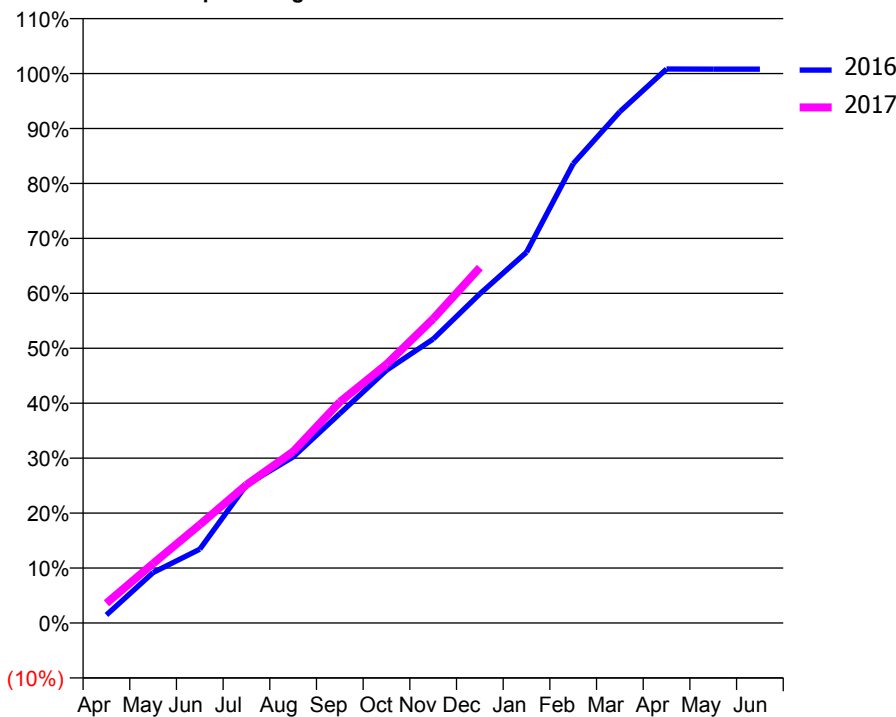
ACCESS*

Patients seen in 24 months	Total	Change since previous quarter
Quarter ending December 2015	4,144	
Quarter ending March 2016	4,800	↑
Quarter ending June 2016	4,737	↓
Quarter ending September 2016	4,351	↓
Quarter ending December 2016	4,427	→
Variance since December 2015	6.8%	↑



ACTIVITY

Cumulative percentage of contracted UDA delivered 2016 & 2017



Month	Adjusted Scheduled Activity (UDA)	
	2016	2017
April	209	516
May	1,316	1,551
June	1,922	2,561
July	3,596	3,602
August	4,325	4,466
September	5,457	5,759
October	6,585	6,743
November	7,399	7,926
December	8,577	9,261
January	9,661	
February	11,965	
March	13,321	
April	14,433	
May	14,431	
June	14,431	

QUALITY

	Quantity	Base Number	Contract	AT	Region	England
% of FP17s for the same patient ID Re-attending within 3 months - Children	67	959	7.0%	10.3%	11.9%	12.4%
% of FP17s for the same patient ID Re-attending within 3 months - Adults	683	4,938	13.8%	15.1%	16.5%	16.6%
% of FP17s for the same patient ID Re-attending between 3 & 9 months - Children	636	959	66.3%	60.7%	60.2%	57.5%
% of FP17s for the same patient ID Re-attending between 3 & 9 months - Adults	3,150	4,938	63.8%	52.7%	52.0%	50.4%
% of FP17s for Band 1 Urgent Courses	287	5,300	5.4%	9.5%	9.5%	9.1%
% of FP17s Relating to Free Repair or Replacements	50	5,300	0.9%	0.7%	0.7%	0.8%
% of FP17s Relating to Continuations	177	5,300	3.3%	1.3%	1.2%	1.3%
% of Patients satisfied with the dentistry they have received	12	13	92.3%	92.6%	92.9%	92.7%
% of Patients satisfied with the time they had to wait for an appointment	13	13	100.0%	88.0%	88.8%	88.8%

* This is based on patients treated on this contract for their most recent course of treatment. Figures in italics indicate the base number of FP17s or Patient Questionnaire responses are less than 100. N/A is shown where the base number of responses is less than 10 during the period. % is calculated as Quantity/Base number*100

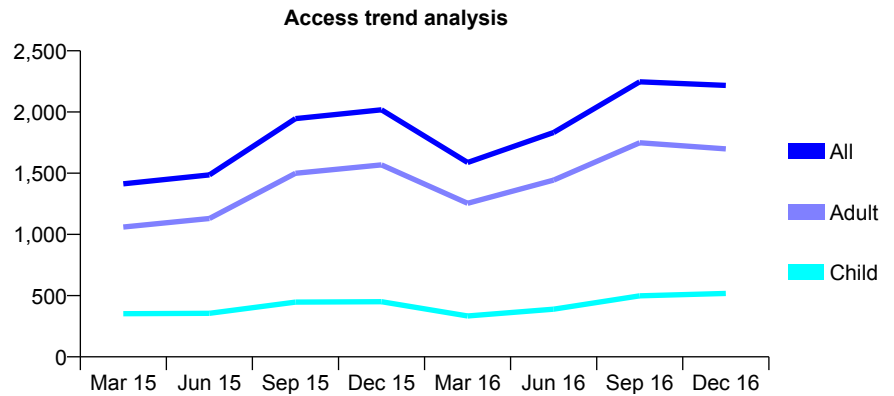
Q70 - Vital Signs At a Glance Contract Report for 129135/0002 - December 2016

Name or company name	Mr M Rzepiski & Mrs A Grycz-Rzepiska
Contract type name	PDS Plus Contract
Purpose of contract	General
Contract start date	01/12/2010
Contract end date	30/11/2020

16/17 Contracted general activity (UDA)	6,000
Carry forward general activity (UDA)	20
16/17 Contracted orthodontic activity (UOA)	0
Carry forward orthodontic activity (UOA)	0
Baseline contract value	£101,020.30

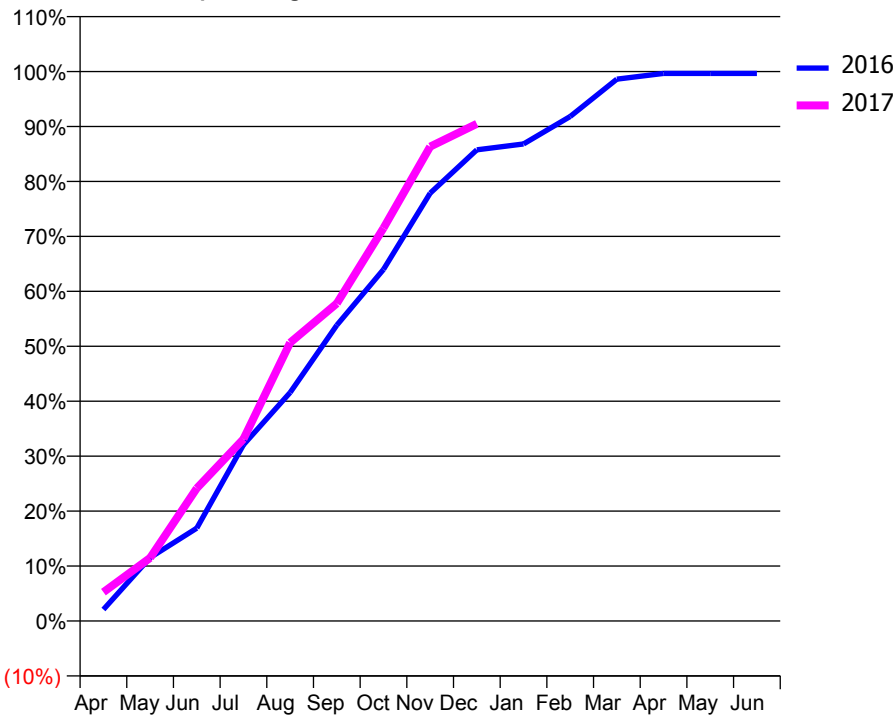
ACCESS*

Patients seen in 24 months	Total	Change since previous quarter
Quarter ending December 2015	2,018	
Quarter ending March 2016	1,588	↓
Quarter ending June 2016	1,833	↑
Quarter ending September 2016	2,247	↑
Quarter ending December 2016	2,217	↓
Variance since December 2015	9.9%	↑



ACTIVITY

Cumulative percentage of contracted UDA delivered 2016 & 2017



Month	Adjusted Scheduled Activity (UDA)	
	2016	2017
April	125	315
May	692	689
June	1,014	1,450
July	1,925	1,987
August	2,494	3,039
September	3,230	3,468
October	3,839	4,290
November	4,672	5,180
December	5,145	5,429
January	5,210	
February	5,508	
March	5,917	
April	5,979	
May	5,979	
June	5,979	

QUALITY

	Quantity	Base Number	Contract	AT	Region	England
% of FP17s for the same patient ID Re-attending within 3 months - Children	31	615	5.0%	10.3%	11.9%	12.4%
% of FP17s for the same patient ID Re-attending within 3 months - Adults	234	2,277	10.3%	15.1%	16.5%	16.6%
% of FP17s for the same patient ID Re-attending between 3 & 9 months - Children	193	615	31.4%	60.7%	60.2%	57.5%
% of FP17s for the same patient ID Re-attending between 3 & 9 months - Adults	837	2,277	36.8%	52.7%	52.0%	50.4%
% of FP17s for Band 1 Urgent Courses	179	2,869	6.2%	9.5%	9.5%	9.1%
% of FP17s Relating to Free Repair or Replacements	6	2,869	0.2%	0.7%	0.7%	0.8%
% of FP17s Relating to Continuations	98	2,869	3.4%	1.3%	1.2%	1.3%
% of Patients satisfied with the dentistry they have received	9	9	N/A	92.6%	92.9%	92.7%
% of Patients satisfied with the time they had to wait for an appointment	9	9	N/A	88.0%	88.8%	88.8%

* This is based on patients treated on this contract for their most recent course of treatment. Figures in italics indicate the base number of FP17s or Patient Questionnaire responses are less than 100. N/A is shown where the base number of responses is less than 10 during the period. % is calculated as Quantity/Base number*100

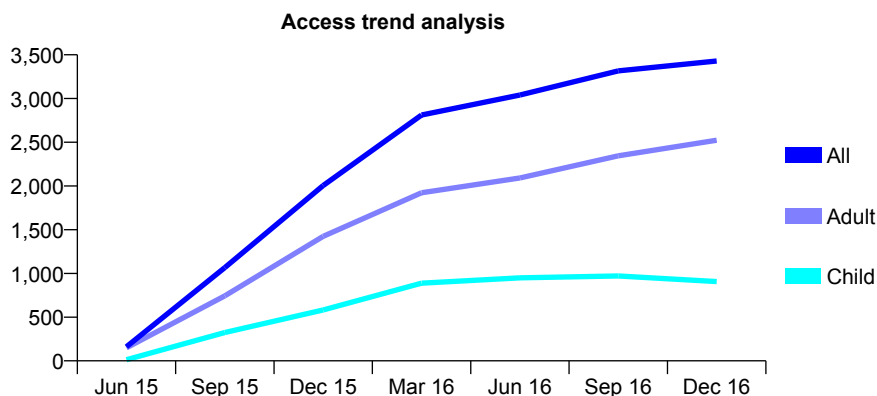
Q70 - Vital Signs At a Glance Contract Report for 129992/0008 - December 2016

Name or company name	Somerset Partnership NHS Foundation Tru
Contract type name	PDS Contract
Purpose of contract	General
Contract start date	01/04/2015
Contract end date	31/03/2020

16/17 Contracted general activity (UDA)	9,333
Carry forward general activity (UDA)	0
16/17 Contracted orthodontic activity (UOA)	0
Carry forward orthodontic activity (UOA)	0
Baseline contract value	£1,169,528.31

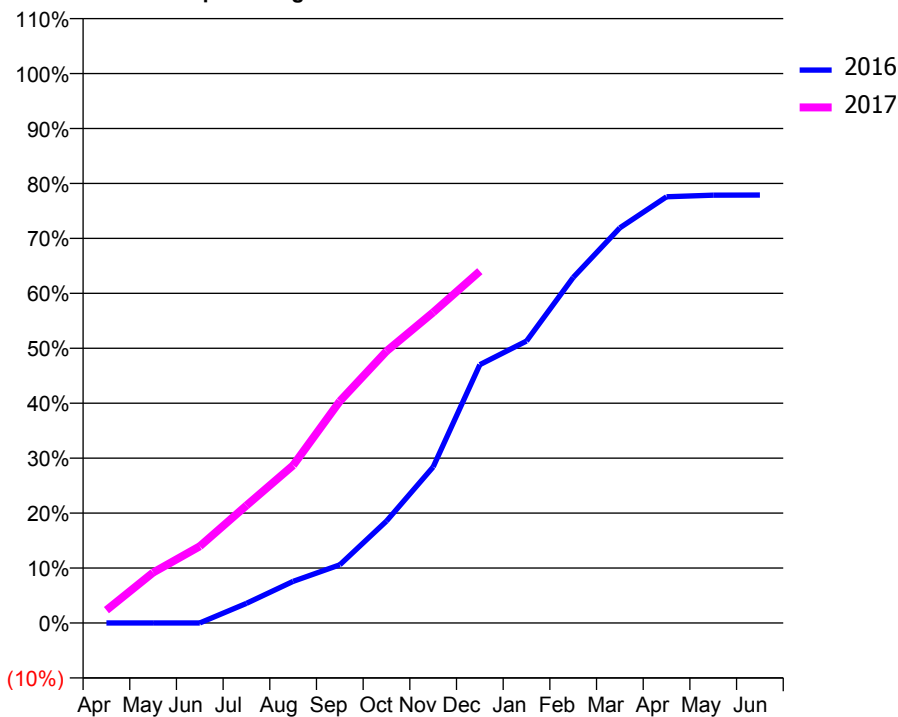
ACCESS*

Patients seen in 24 months	Total	Change since previous quarter
Quarter ending December 2015	2,005	
Quarter ending March 2016	2,811	↑
Quarter ending June 2016	3,040	↑
Quarter ending September 2016	3,316	↑
Quarter ending December 2016	3,429	↑
Variance since December 2015	71.0%	↑



ACTIVITY

Cumulative percentage of contracted UDA delivered 2016 & 2017



Month	Adjusted Scheduled Activity (UDA)	
	2016	2017
April	0	218
May	0	858
June	0	1,304
July	334	1,995
August	708	2,677
September	990	3,767
October	1,732	4,617
November	2,652	5,277
December	4,388	5,975
January	4,789	
February	5,869	
March	6,712	
April	7,240	
May	7,267	
June	7,270	

QUALITY

	Quantity	Base Number	Contract	AT	Region	England
% of FP17s for the same patient ID Re-attending within 3 months - Children	82	1,069	7.7%	10.3%	11.9%	12.4%
% of FP17s for the same patient ID Re-attending within 3 months - Adults	272	2,626	10.4%	15.1%	16.5%	16.6%
% of FP17s for the same patient ID Re-attending between 3 & 9 months - Children	439	1,069	41.1%	60.7%	60.2%	57.5%
% of FP17s for the same patient ID Re-attending between 3 & 9 months - Adults	1,345	2,626	51.2%	52.7%	52.0%	50.4%
% of FP17s for Band 1 Urgent Courses	111	3,245	3.4%	9.5%	9.5%	9.1%
% of FP17s Relating to Free Repair or Replacements	8	3,245	0.2%	0.7%	0.7%	0.8%
% of FP17s Relating to Continuations	87	3,245	2.7%	1.3%	1.2%	1.3%
% of Patients satisfied with the dentistry they have received	3	3	N/A	92.6%	92.9%	92.7%
% of Patients satisfied with the time they had to wait for an appointment	1	3	N/A	88.0%	88.8%	88.8%

* This is based on patients treated on this contract for their most recent course of treatment. Figures in italics indicate the base number of FP17s or Patient Questionnaire responses are less than 100. N/A is shown where the base number of responses is less than 10 during the period. % is calculated as Quantity/Base number*100

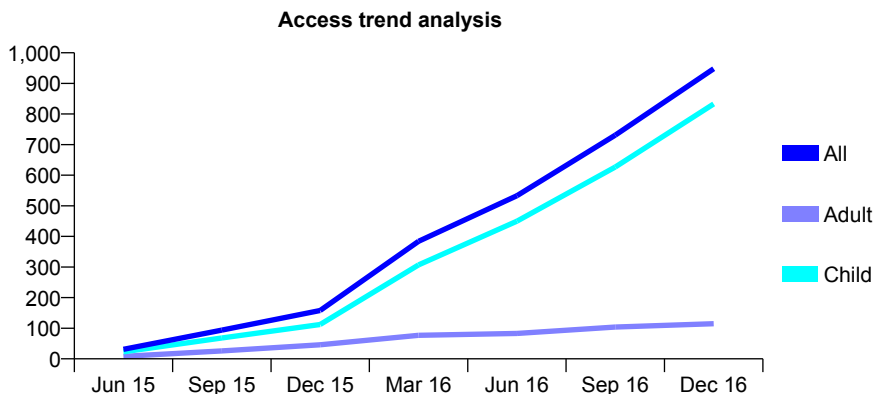
Q70 - Vital Signs At a Glance Contract Report for 129992/0009 - December 2016

Name or company name	Somerset Partnership NHS Foundation Tru
Contract type name	PDS Contract
Purpose of contract	General
Contract start date	01/04/2015
Contract end date	31/03/2020

16/17 Contracted general activity (UDA)	4,666
Carry forward general activity (UDA)	0
16/17 Contracted orthodontic activity (UOA)	0
Carry forward orthodontic activity (UOA)	0
Baseline contract value	£389,847.99

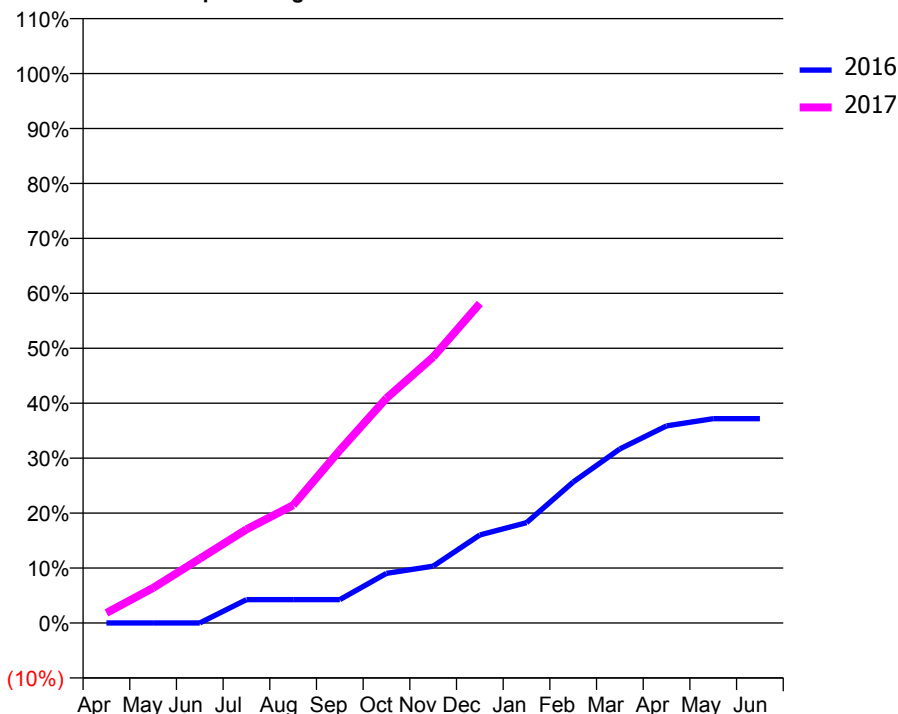
ACCESS*

Patients seen in 24 months	Total	Change since previous quarter
Quarter ending December 2015	158	
Quarter ending March 2016	384	↑
Quarter ending June 2016	533	↑
Quarter ending September 2016	731	↑
Quarter ending December 2016	948	↑
Variance since December 2015	500.0%	↑



ACTIVITY

Cumulative percentage of contracted UDA delivered 2016 & 2017



Month	Adjusted Scheduled Activity (UDA)	
	2016	2017
April	0	85
May	0	298
June	0	546
July	198	795
August	198	1,000
September	198	1,467
October	421	1,910
November	483	2,258
December	748	2,713
January	853	
February	1,198	
March	1,479	
April	1,675	
May	1,736	
June	1,736	

QUALITY

	Quantity	Base Number	Contract	AT	Region	England
% of FP17s for the same patient ID Re-attending within 3 months - Children	26	1,168	2.2%	10.3%	11.9%	12.4%
% of FP17s for the same patient ID Re-attending within 3 months - Adults	2	116	1.7%	15.1%	16.5%	16.6%
% of FP17s for the same patient ID Re-attending between 3 & 9 months - Children	46	1,168	3.9%	60.7%	60.2%	57.5%
% of FP17s for the same patient ID Re-attending between 3 & 9 months - Adults	11	116	9.5%	52.7%	52.0%	50.4%
% of FP17s for Band 1 Urgent Courses	27	1,152	2.3%	9.5%	9.5%	9.1%
% of FP17s Relating to Free Repair or Replacements	0	1,152	0.0%	0.7%	0.7%	0.8%
% of FP17s Relating to Continuations	9	1,152	0.8%	1.3%	1.2%	1.3%
% of Patients satisfied with the dentistry they have received	1	1	N/A	92.6%	92.9%	92.7%
% of Patients satisfied with the time they had to wait for an appointment	0	1	N/A	88.0%	88.8%	88.8%

* This is based on patients treated on this contract for their most recent course of treatment. Figures in italics indicate the base number of FP17s or Patient Questionnaire responses are less than 100. N/A is shown where the base number of responses is less than 10 during the period. % is calculated as Quantity/Base number*100

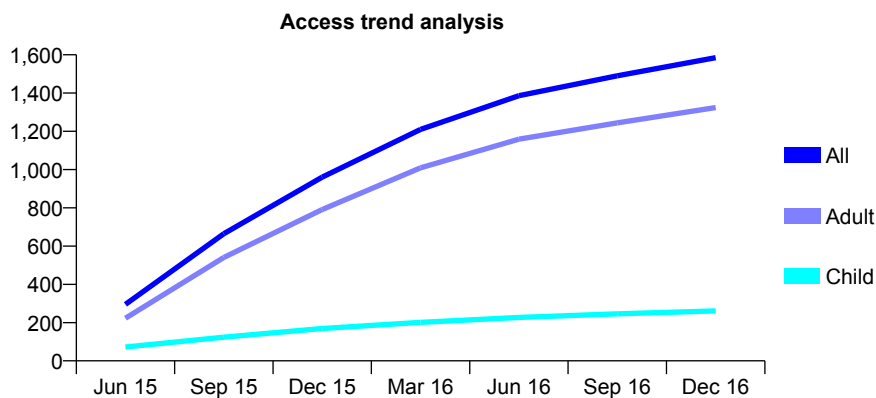
Q70 - Vital Signs At a Glance Contract Report for 129992/0010 - December 2016

Name or company name	Somerset Partnership NHS Foundation Tru
Contract type name	PDS Contract
Purpose of contract	General
Contract start date	01/04/2015
Contract end date	31/03/2020

16/17 Contracted general activity (UDA)	4,666
Carry forward general activity (UDA)	0
16/17 Contracted orthodontic activity (UOA)	0
Carry forward orthodontic activity (UOA)	0
Baseline contract value	£560,456.40

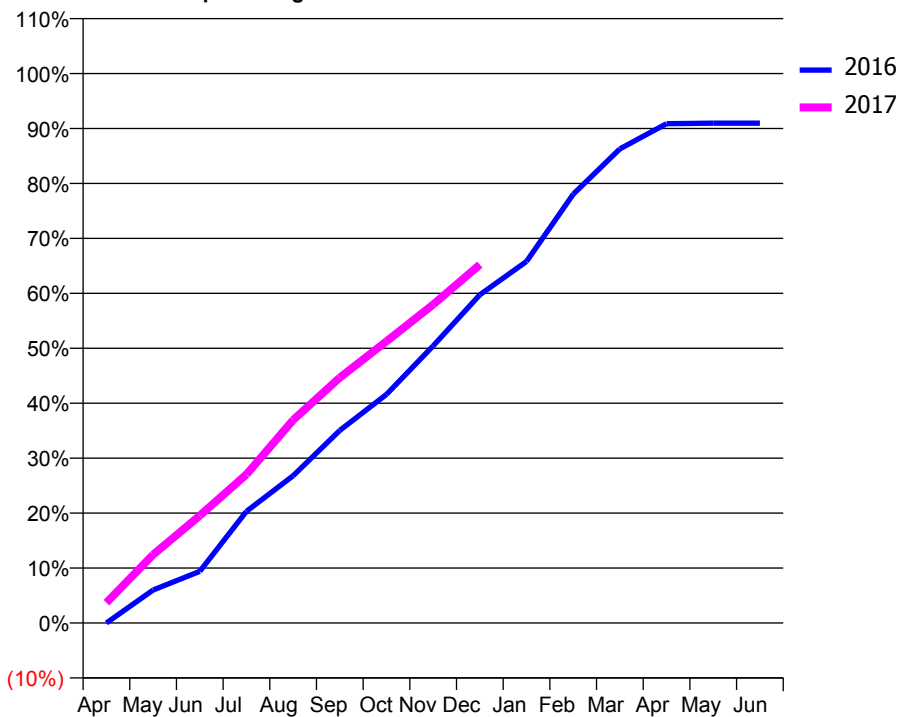
ACCESS*

Patients seen in 24 months	Total	Change since previous quarter
Quarter ending December 2015	960	
Quarter ending March 2016	1,210	↑
Quarter ending June 2016	1,386	↑
Quarter ending September 2016	1,490	↑
Quarter ending December 2016	1,585	↑
Variance since December 2015	65.1%	↑



ACTIVITY

Cumulative percentage of contracted UDA delivered 2016 & 2017



Month	Adjusted Scheduled Activity (UDA)	
	2016	2017
April	0	173
May	280	580
June	438	912
July	948	1,261
August	1,251	1,723
September	1,636	2,084
October	1,941	2,392
November	2,353	2,704
December	2,787	3,043
January	3,070	
February	3,641	
March	4,026	
April	4,240	
May	4,244	
June	4,244	

QUALITY

	Quantity	Base Number	Contract	AT	Region	England
% of FP17s for the same patient ID Re-attending within 3 months - Children	21	250	8.4%	10.3%	11.9%	12.4%
% of FP17s for the same patient ID Re-attending within 3 months - Adults	103	1,012	10.2%	15.1%	16.5%	16.6%
% of FP17s for the same patient ID Re-attending between 3 & 9 months - Children	78	250	31.2%	60.7%	60.2%	57.5%
% of FP17s for the same patient ID Re-attending between 3 & 9 months - Adults	355	1,012	35.1%	52.7%	52.0%	50.4%
% of FP17s for Band 1 Urgent Courses	95	1,172	8.1%	9.5%	9.5%	9.1%
% of FP17s Relating to Free Repair or Replacements	1	1,172	0.1%	0.7%	0.7%	0.8%
% of FP17s Relating to Continuations	15	1,172	1.3%	1.3%	1.2%	1.3%
% of Patients satisfied with the dentistry they have received	5	7	N/A	92.6%	92.9%	92.7%
% of Patients satisfied with the time they had to wait for an appointment	7	7	N/A	88.0%	88.8%	88.8%

* This is based on patients treated on this contract for their most recent course of treatment. Figures in italics indicate the base number of FP17s or Patient Questionnaire responses are less than 100. N/A is shown where the base number of responses is less than 10 during the period. % is calculated as Quantity/Base number*100

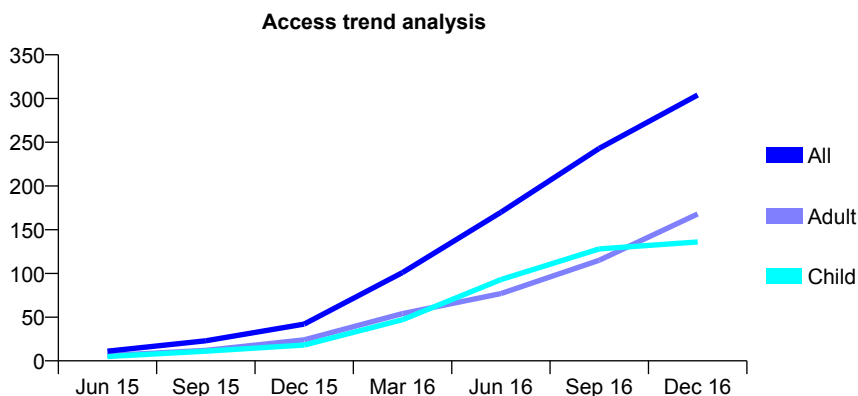
Q70 - Vital Signs At a Glance Contract Report for 129992/0011 - December 2016

Name or company name	Somerset Partnership NHS Foundation Tru
Contract type name	PDS Contract
Purpose of contract	General
Contract start date	01/04/2015
Contract end date	31/03/2020

16/17 Contracted general activity (UDA)	2,333
Carry forward general activity (UDA)	0
16/17 Contracted orthodontic activity (UOA)	0
Carry forward orthodontic activity (UOA)	0
Baseline contract value	£186,818.80

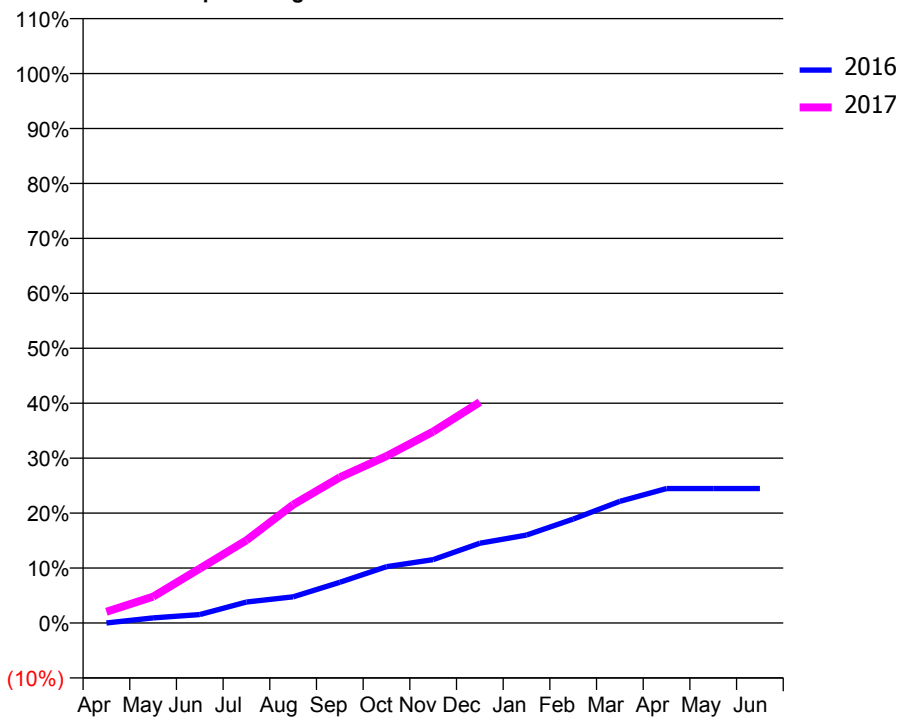
ACCESS*

Patients seen in 24 months	Total	Change since previous quarter
Quarter ending December 2015	42	
Quarter ending March 2016	101	↑
Quarter ending June 2016	170	↑
Quarter ending September 2016	243	↑
Quarter ending December 2016	304	↑
Variance since December 2015	623.8%	↑



ACTIVITY

Cumulative percentage of contracted UDA delivered 2016 & 2017



Month	Adjusted Scheduled Activity (UDA)	
	2016	2017
April	0	48
May	22	112
June	36	231
July	89	351
August	111	503
September	173	619
October	239	709
November	269	813
December	339	938
January	373	
February	441	
March	517	
April	571	
May	571	
June	571	

QUALITY

	Quantity	Base Number	Contract	AT	Region	England
% of FP17s for the same patient ID Re-attending within 3 months - Children	7	175	4.0%	10.3%	11.9%	12.4%
% of FP17s for the same patient ID Re-attending within 3 months - Adults	2	162	1.2%	15.1%	16.5%	16.6%
% of FP17s for the same patient ID Re-attending between 3 & 9 months - Children	11	175	6.3%	60.7%	60.2%	57.5%
% of FP17s for the same patient ID Re-attending between 3 & 9 months - Adults	1	162	0.6%	52.7%	52.0%	50.4%
% of FP17s for Band 1 Urgent Courses	5	320	1.6%	9.5%	9.5%	9.1%
% of FP17s Relating to Free Repair or Replacements	0	320	0.0%	0.7%	0.7%	0.8%
% of FP17s Relating to Continuations	2	320	0.6%	1.3%	1.2%	1.3%
% of Patients satisfied with the dentistry they have received	1	1	N/A	92.6%	92.9%	92.7%
% of Patients satisfied with the time they had to wait for an appointment	1	1	N/A	88.0%	88.8%	88.8%

* This is based on patients treated on this contract for their most recent course of treatment. Figures in italics indicate the base number of FP17s or Patient Questionnaire responses are less than 100. N/A is shown where the base number of responses is less than 10 during the period. % is calculated as Quantity/Base number*100

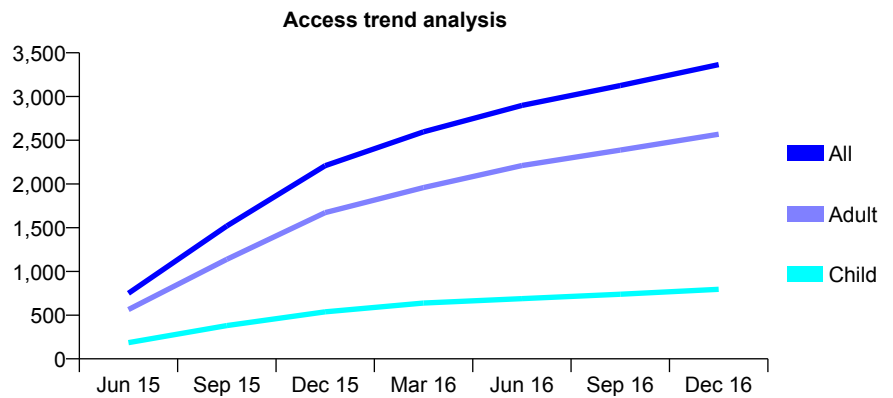
Q70 - Vital Signs At a Glance Contract Report for 129992/0012 - December 2016

Name or company name	Somerset Partnership NHS Foundation Tru
Contract type name	PDS Contract
Purpose of contract	General
Contract start date	01/04/2015
Contract end date	31/03/2020

16/17 Contracted general activity (UDA)	10,500
Carry forward general activity (UDA)	0
16/17 Contracted orthodontic activity (UOA)	0
Carry forward orthodontic activity (UOA)	0
Baseline contract value	£264,337.50

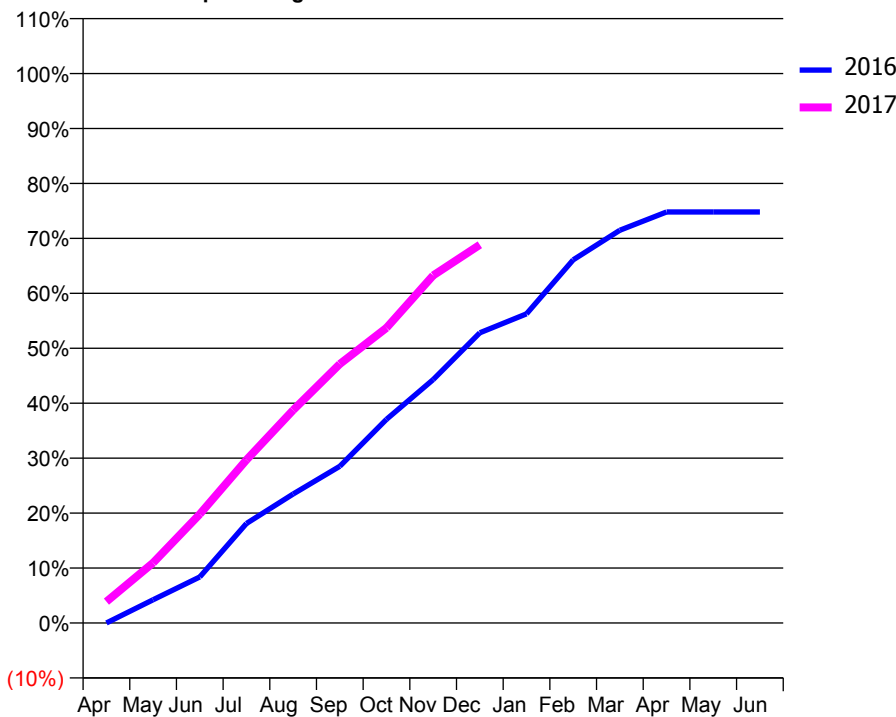
ACCESS*

Patients seen in 24 months	Total	Change since previous quarter
Quarter ending December 2015	2,209	
Quarter ending March 2016	2,597	↑
Quarter ending June 2016	2,899	↑
Quarter ending September 2016	3,126	↑
Quarter ending December 2016	3,365	↑
Variance since December 2015	52.3%	↑



ACTIVITY

Cumulative percentage of contracted UDA delivered 2016 & 2017



Month	Adjusted Scheduled Activity (UDA)	
	2016	2017
April	0	408
May	444	1,150
June	880	2,081
July	1,902	3,117
August	2,466	4,067
September	2,996	4,950
October	3,893	5,641
November	4,651	6,641
December	5,547	7,228
January	5,908	
February	6,938	
March	7,504	
April	7,855	
May	7,855	
June	7,855	

QUALITY

	Quantity	Base Number	Contract	AT	Region	England
% of FP17s for the same patient ID Re-attending within 3 months - Children	42	806	5.2%	10.3%	11.9%	12.4%
% of FP17s for the same patient ID Re-attending within 3 months - Adults	331	2,707	12.2%	15.1%	16.5%	16.6%
% of FP17s for the same patient ID Re-attending between 3 & 9 months - Children	370	806	45.9%	60.7%	60.2%	57.5%
% of FP17s for the same patient ID Re-attending between 3 & 9 months - Adults	1,373	2,707	50.7%	52.7%	52.0%	50.4%
% of FP17s for Band 1 Urgent Courses	271	3,373	8.0%	9.5%	9.5%	9.1%
% of FP17s Relating to Free Repair or Replacements	26	3,373	0.8%	0.7%	0.7%	0.8%
% of FP17s Relating to Continuations	42	3,373	1.2%	1.3%	1.2%	1.3%
% of Patients satisfied with the dentistry they have received	23	24	95.8%	92.6%	92.9%	92.7%
% of Patients satisfied with the time they had to wait for an appointment	21	24	87.5%	88.0%	88.8%	88.8%

* This is based on patients treated on this contract for their most recent course of treatment. Figures in italics indicate the base number of FP17s or Patient Questionnaire responses are less than 100. N/A is shown where the base number of responses is less than 10 during the period. % is calculated as Quantity/Base number*100

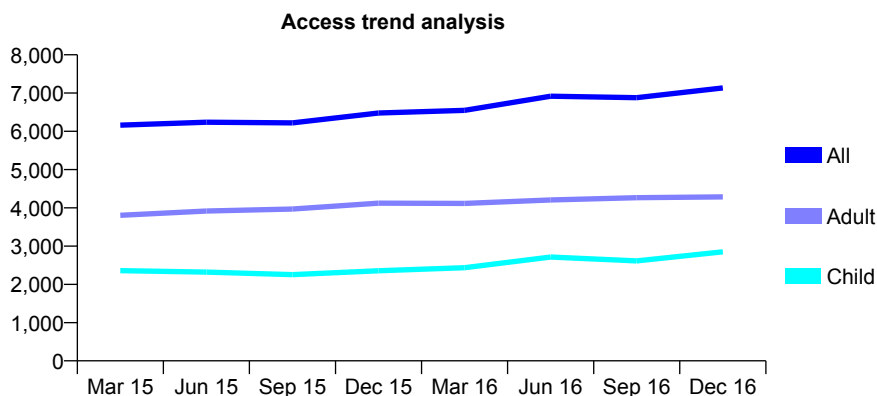
Q70 - Vital Signs At a Glance Contract Report for 130400/0001 - December 2016

Name or company name	M & A Dentmet Ltd
Contract type name	GDS Contract
Purpose of contract	General
Contract start date	01/09/2009
Contract end date	

16/17 Contracted general activity (UDA)	13,601
Carry forward general activity (UDA)	0
16/17 Contracted orthodontic activity (UOA)	0
Carry forward orthodontic activity (UOA)	0
Baseline contract value	£345,237.74

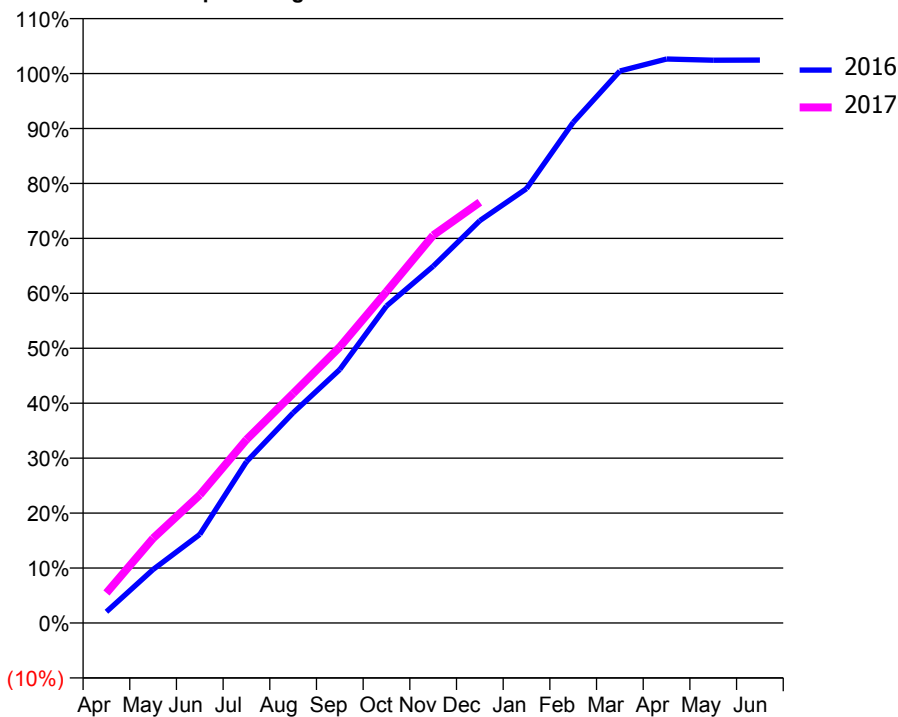
ACCESS*

Patients seen in 24 months	Total	Change since previous quarter
Quarter ending December 2015	6,477	
Quarter ending March 2016	6,549	→
Quarter ending June 2016	6,919	↑
Quarter ending September 2016	6,878	→
Quarter ending December 2016	7,134	↑
Variance since December 2015	10.1%	↑



ACTIVITY

Cumulative percentage of contracted UDA delivered 2016 & 2017



Month	Adjusted Scheduled Activity (UDA)	
	2016	2017
April	278	744
May	1,324	2,097
June	2,194	3,171
July	3,992	4,539
August	5,202	5,683
September	6,276	6,833
October	7,847	8,203
November	8,830	9,595
December	9,958	10,416
January	10,751	
February	12,393	
March	13,662	
April	13,959	
May	13,931	
June	13,932	

QUALITY

	Quantity	Base Number	Contract	AT	Region	England
% of FP17s for the same patient ID Re-attending within 3 months - Children	73	2,538	2.9%	10.3%	11.9%	12.4%
% of FP17s for the same patient ID Re-attending within 3 months - Adults	315	3,935	8.0%	15.1%	16.5%	16.6%
% of FP17s for the same patient ID Re-attending between 3 & 9 months - Children	1,025	2,538	40.4%	60.7%	60.2%	57.5%
% of FP17s for the same patient ID Re-attending between 3 & 9 months - Adults	2,072	3,935	52.7%	52.7%	52.0%	50.4%
% of FP17s for Band 1 Urgent Courses	310	6,302	4.9%	9.5%	9.5%	9.1%
% of FP17s Relating to Free Repair or Replacements	44	6,302	0.7%	0.7%	0.7%	0.8%
% of FP17s Relating to Continuations	5	6,302	0.1%	1.3%	1.2%	1.3%
% of Patients satisfied with the dentistry they have received	8	8	N/A	92.6%	92.9%	92.7%
% of Patients satisfied with the time they had to wait for an appointment	6	8	N/A	88.0%	88.8%	88.8%

* This is based on patients treated on this contract for their most recent course of treatment. Figures in italics indicate the base number of FP17s or Patient Questionnaire responses are less than 100. N/A is shown where the base number of responses is less than 10 during the period. % is calculated as Quantity/Base number*100

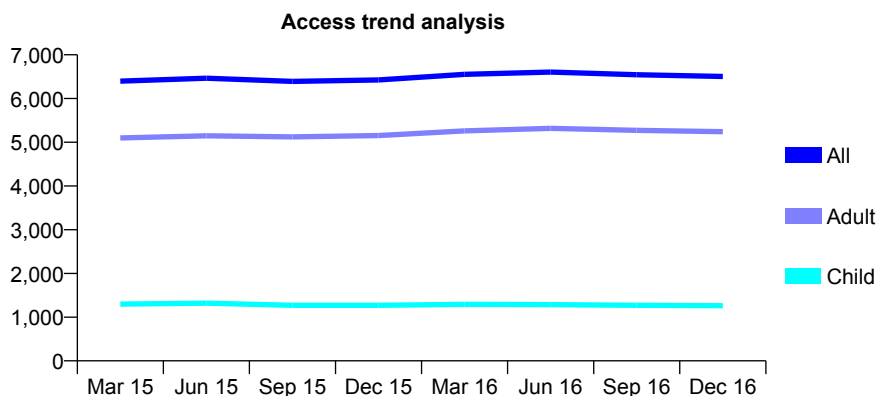
Q70 - Vital Signs At a Glance Contract Report for 130931/0001 - December 2016

Name or company name	Palmerston Precinct Practice Limited
Contract type name	GDS Contract
Purpose of contract	General
Contract start date	01/04/2008
Contract end date	

16/17 Contracted general activity (UDA)	23,000
Carry forward general activity (UDA)	0
16/17 Contracted orthodontic activity (UOA)	0
Carry forward orthodontic activity (UOA)	0
Baseline contract value	£544,920.80

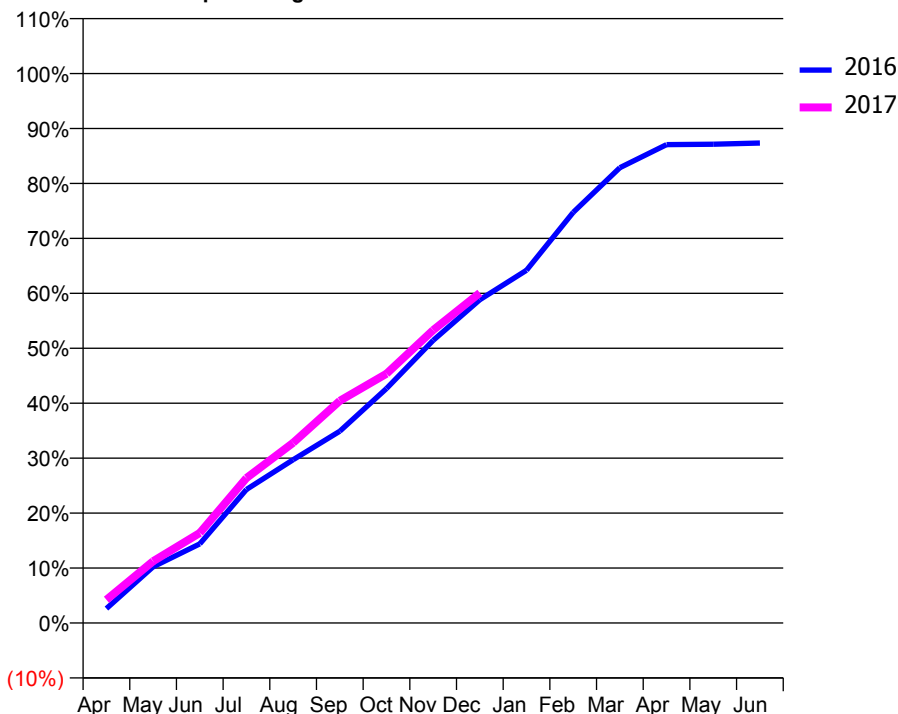
ACCESS*

Patients seen in 24 months	Total	Change since previous quarter
Quarter ending December 2015	6,424	
Quarter ending March 2016	6,552	→
Quarter ending June 2016	6,606	→
Quarter ending September 2016	6,543	→
Quarter ending December 2016	6,503	→
Variance since December 2015	1.2%	→



ACTIVITY

Cumulative percentage of contracted UDA delivered 2016 & 2017



Month	Adjusted Scheduled Activity (UDA)	
	2016	2017
April	603	974
May	2,355	2,587
June	3,314	3,770
July	5,588	6,072
August	6,832	7,544
September	8,031	9,299
October	9,816	10,437
November	11,832	12,259
December	13,530	13,816
January	14,768	
February	17,189	
March	19,056	
April	20,026	
May	20,042	
June	20,092	

QUALITY

	Quantity	Base Number	Contract	AT	Region	England
% of FP17s for the same patient ID Re-attending within 3 months - Children	90	1,390	6.5%	10.3%	11.9%	12.4%
% of FP17s for the same patient ID Re-attending within 3 months - Adults	583	5,266	11.1%	15.1%	16.5%	16.6%
% of FP17s for the same patient ID Re-attending between 3 & 9 months - Children	827	1,390	59.5%	60.7%	60.2%	57.5%
% of FP17s for the same patient ID Re-attending between 3 & 9 months - Adults	3,018	5,266	57.3%	52.7%	52.0%	50.4%
% of FP17s for Band 1 Urgent Courses	259	6,259	4.1%	9.5%	9.5%	9.1%
% of FP17s Relating to Free Repair or Replacements	22	6,259	0.4%	0.7%	0.7%	0.8%
% of FP17s Relating to Continuations	142	6,259	2.3%	1.3%	1.2%	1.3%
% of Patients satisfied with the dentistry they have received	5	5	N/A	92.6%	92.9%	92.7%
% of Patients satisfied with the time they had to wait for an appointment	4	5	N/A	88.0%	88.8%	88.8%

* This is based on patients treated on this contract for their most recent course of treatment. Figures in italics indicate the base number of FP17s or Patient Questionnaire responses are less than 100. N/A is shown where the base number of responses is less than 10 during the period. % is calculated as Quantity/Base number*100

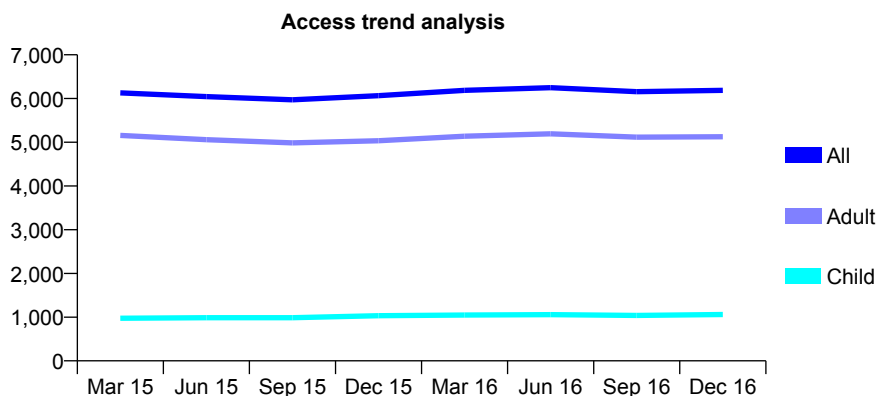
Q70 - Vital Signs At a Glance Contract Report for 131024/0001 - December 2016

Name or company name	Dr NF Portelli & Dr RO Smallwood
Contract type name	GDS Contract
Purpose of contract	General
Contract start date	01/12/2012
Contract end date	

16/17 Contracted general activity (UDA)	16,665
Carry forward general activity (UDA)	959
16/17 Contracted orthodontic activity (UOA)	0
Carry forward orthodontic activity (UOA)	0
Baseline contract value	£346,031.32

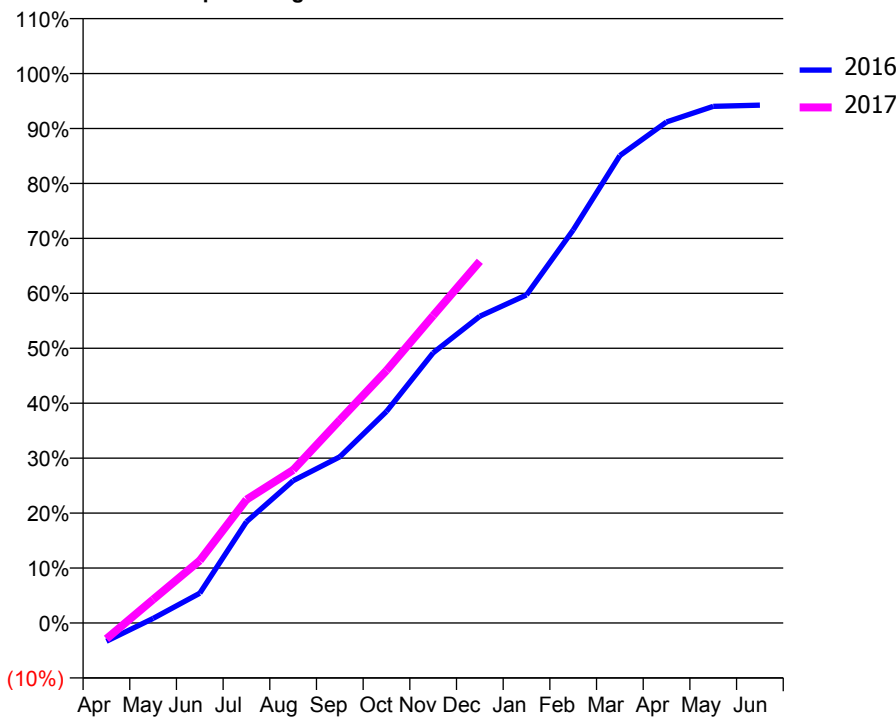
ACCESS*

Patients seen in 24 months	Total	Change since previous quarter
Quarter ending December 2015	6,066	
Quarter ending March 2016	6,187	→
Quarter ending June 2016	6,248	→
Quarter ending September 2016	6,156	↓
Quarter ending December 2016	6,186	→
Variance since December 2015	2.0%	→



ACTIVITY

Cumulative percentage of contracted UDA delivered 2016 & 2017



Month	Adjusted Scheduled Activity (UDA)	
	2016	2017
April	-555	-482
May	139	712
June	905	1,894
July	3,070	3,743
August	4,316	4,641
September	5,042	6,156
October	6,414	7,656
November	8,194	9,325
December	9,302	10,969
January	9,952	
February	11,922	
March	14,178	
April	15,197	
May	15,670	
June	15,707	

QUALITY

	Quantity	Base Number	Contract	AT	Region	England
% of FP17s for the same patient ID Re-attending within 3 months - Children	105	1,252	8.4%	10.3%	11.9%	12.4%
% of FP17s for the same patient ID Re-attending within 3 months - Adults	833	6,023	13.8%	15.1%	16.5%	16.6%
% of FP17s for the same patient ID Re-attending between 3 & 9 months - Children	809	1,252	64.6%	60.7%	60.2%	57.5%
% of FP17s for the same patient ID Re-attending between 3 & 9 months - Adults	3,803	6,023	63.1%	52.7%	52.0%	50.4%
% of FP17s for Band 1 Urgent Courses	306	6,725	4.6%	9.5%	9.5%	9.1%
% of FP17s Relating to Free Repair or Replacements	33	6,725	0.5%	0.7%	0.7%	0.8%
% of FP17s Relating to Continuations	129	6,725	1.9%	1.3%	1.2%	1.3%
% of Patients satisfied with the dentistry they have received	7	8	N/A	92.6%	92.9%	92.7%
% of Patients satisfied with the time they had to wait for an appointment	7	8	N/A	88.0%	88.8%	88.8%

* This is based on patients treated on this contract for their most recent course of treatment. Figures in italics indicate the base number of FP17s or Patient Questionnaire responses are less than 100. N/A is shown where the base number of responses is less than 10 during the period. % is calculated as Quantity/Base number*100

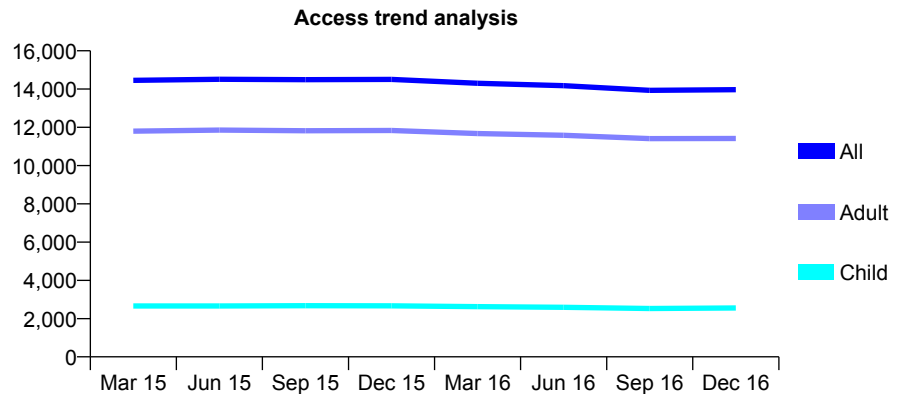
Q70 - Vital Signs At a Glance Contract Report for 132063/0001 - December 2016

Name or company name	Wellum House Dental Practice
Contract type name	GDS Contract
Purpose of contract	General
Contract start date	01/04/2011
Contract end date	

16/17 Contracted general activity (UDA)	38,250
Carry forward general activity (UDA)	0
16/17 Contracted orthodontic activity (UOA)	0
Carry forward orthodontic activity (UOA)	0
Baseline contract value	£1,116,030.42

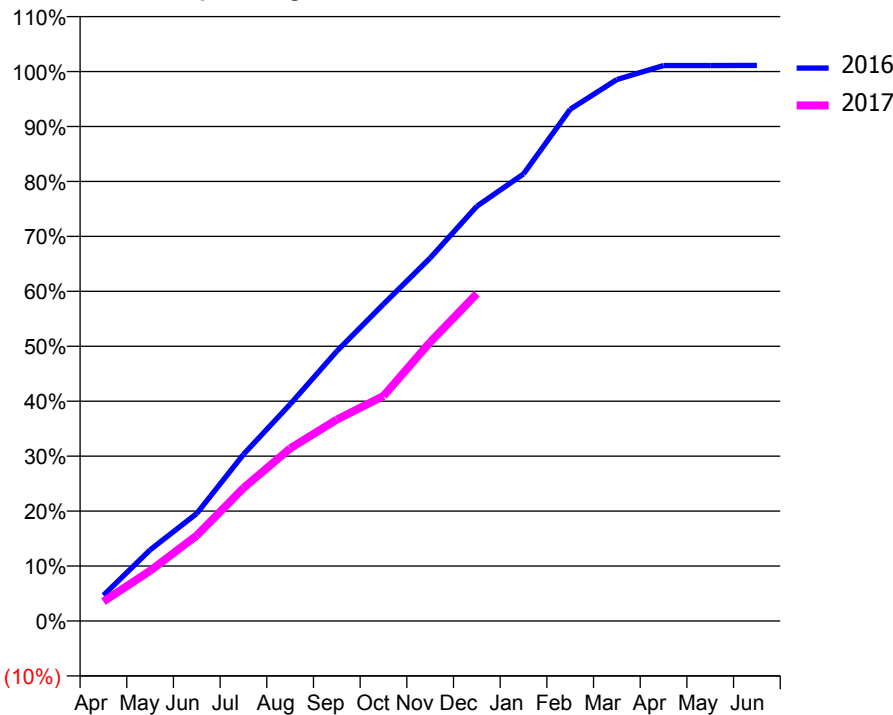
ACCESS*

Patients seen in 24 months	Total	Change since previous quarter
Quarter ending December 2015	14,502	
Quarter ending March 2016	14,299	↓
Quarter ending June 2016	14,174	→
Quarter ending September 2016	13,933	↓
Quarter ending December 2016	13,965	→
Variance since December 2015	(3.7%)	↓



ACTIVITY

Cumulative percentage of contracted UDA delivered 2016 & 2017



Month	Adjusted Scheduled Activity (UDA)	
	2016	2017
April	1,782	1,359
May	4,950	3,494
June	7,486	5,954
July	11,596	9,257
August	15,087	12,011
September	18,785	14,018
October	22,058	15,667
November	25,272	19,414
December	28,871	22,785
January	31,122	
February	35,624	
March	37,685	
April	38,664	
May	38,665	
June	38,677	

QUALITY

	Quantity	Base Number	Contract	AT	Region	England
% of FP17s for the same patient ID Re-attending within 3 months - Children	131	2,580	5.1%	10.3%	11.9%	12.4%
% of FP17s for the same patient ID Re-attending within 3 months - Adults	1,331	11,366	11.7%	15.1%	16.5%	16.6%
% of FP17s for the same patient ID Re-attending between 3 & 9 months - Children	1,492	2,580	57.8%	60.7%	60.2%	57.5%
% of FP17s for the same patient ID Re-attending between 3 & 9 months - Adults	6,177	11,366	54.3%	52.7%	52.0%	50.4%
% of FP17s for Band 1 Urgent Courses	909	13,345	6.8%	9.5%	9.5%	9.1%
% of FP17s Relating to Free Repair or Replacements	55	13,345	0.4%	0.7%	0.7%	0.8%
% of FP17s Relating to Continuations	105	13,345	0.8%	1.3%	1.2%	1.3%
% of Patients satisfied with the dentistry they have received	9	12	75.0%	92.6%	92.9%	92.7%
% of Patients satisfied with the time they had to wait for an appointment	9	12	75.0%	88.0%	88.8%	88.8%

* This is based on patients treated on this contract for their most recent course of treatment. Figures in italics indicate the base number of FP17s or Patient Questionnaire responses are less than 100. N/A is shown where the base number of responses is less than 10 during the period. % is calculated as Quantity/Base number*100

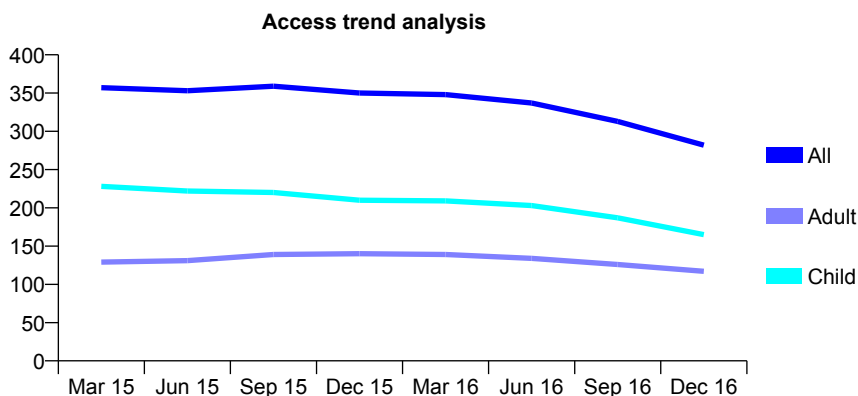
Q70 - Vital Signs At a Glance Contract Report for 132543/0001 - December 2016

Name or company name	Professor V St John Crean
Contract type name	GDS Contract
Purpose of contract	General
Contract start date	01/08/2009
Contract end date	31/07/2016

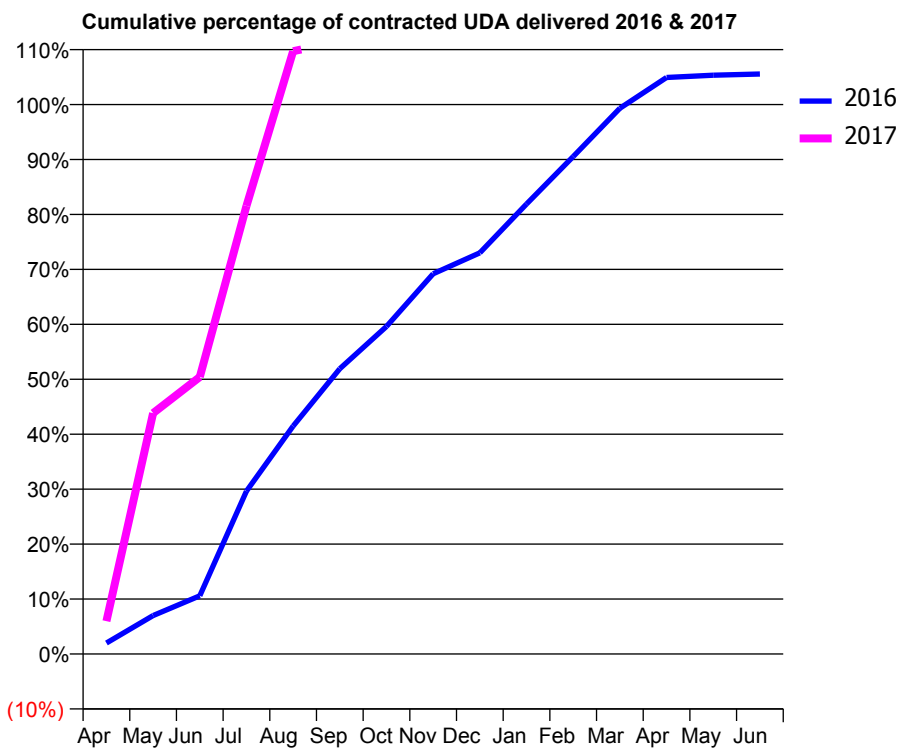
16/17 Contracted general activity (UDA)	167
Carry forward general activity (UDA)	-10
16/17 Contracted orthodontic activity (UOA)	0
Carry forward orthodontic activity (UOA)	0
Baseline contract value	£3,726.10

ACCESS*

Patients seen in 24 months	Total	Change since previous quarter
Quarter ending December 2015	350	
Quarter ending March 2016	348	→
Quarter ending June 2016	337	↓
Quarter ending September 2016	313	↓
Quarter ending December 2016	282	↓
Variance since December 2015	(19.4%)	↓



ACTIVITY



Month	Adjusted Scheduled Activity (UDA)	
	2016	2017
April	10	10
May	35	73
June	53	84
July	148	136
August	207	183
September	260	186
October	298	198
November	346	232
December	365	253
January	409	
February	453	
March	497	
April	525	
May	527	
June	528	

QUALITY

	Quantity	Base Number	Contract	AT	Region	England
% of FP17s for the same patient ID Re-attending within 3 months - Children	2	114	1.8%	10.3%	11.9%	12.4%
% of FP17s for the same patient ID Re-attending within 3 months - Adults	2	61	3.3%	15.1%	16.5%	16.6%
% of FP17s for the same patient ID Re-attending between 3 & 9 months - Children	56	114	49.1%	60.7%	60.2%	57.5%
% of FP17s for the same patient ID Re-attending between 3 & 9 months - Adults	30	61	49.2%	52.7%	52.0%	50.4%
% of FP17s for Band 1 Urgent Courses	2	145	1.4%	9.5%	9.5%	9.1%
% of FP17s Relating to Free Repair or Replacements	0	145	0.0%	0.7%	0.7%	0.8%
% of FP17s Relating to Continuations	0	145	0.0%	1.3%	1.2%	1.3%
% of Patients satisfied with the dentistry they have received	0	0	N/A	92.6%	92.9%	92.7%
% of Patients satisfied with the time they had to wait for an appointment	0	0	N/A	88.0%	88.8%	88.8%

* This is based on patients treated on this contract for their most recent course of treatment. Figures in italics indicate the base number of FP17s or Patient Questionnaire responses are less than 100. N/A is shown where the base number of responses is less than 10 during the period. % is calculated as Quantity/Base number*100

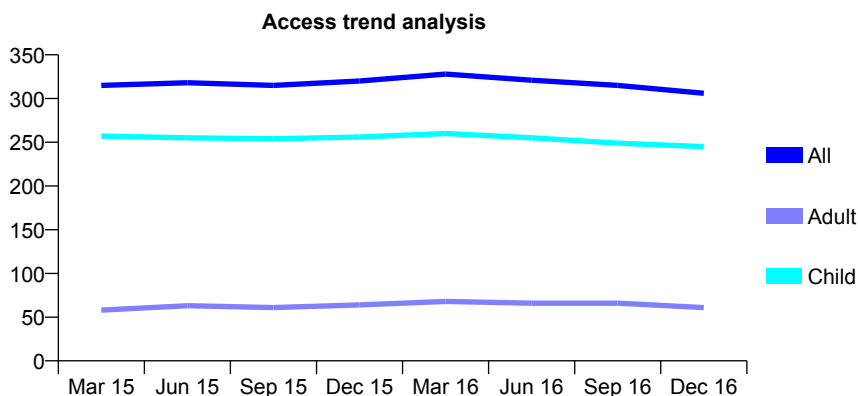
Q70 - Vital Signs At a Glance Contract Report for 133183/0001 - December 2016

Name or company name	Heath Dental Suite
Contract type name	GDS Contract
Purpose of contract	General
Contract start date	01/09/2012
Contract end date	

16/17 Contracted general activity (UDA)	500
Carry forward general activity (UDA)	0
16/17 Contracted orthodontic activity (UOA)	0
Carry forward orthodontic activity (UOA)	0
Baseline contract value	£12,237.11

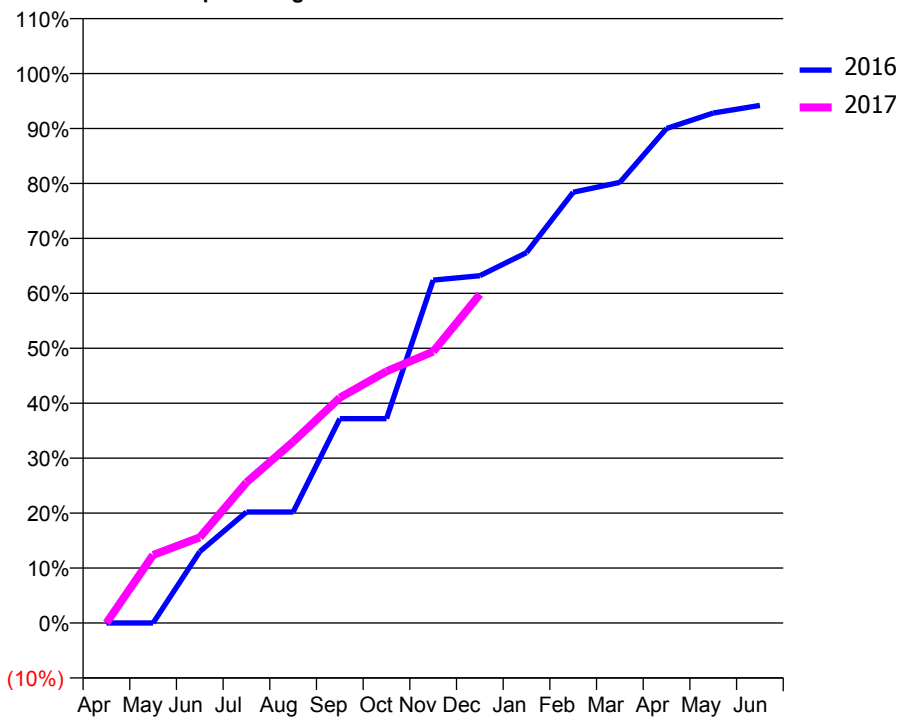
ACCESS*

Patients seen in 24 months	Total	Change since previous quarter
Quarter ending December 2015	320	
Quarter ending March 2016	328	↑
Quarter ending June 2016	321	↓
Quarter ending September 2016	315	↓
Quarter ending December 2016	306	↓
Variance since December 2015	(4.4%)	↓



ACTIVITY

Cumulative percentage of contracted UDA delivered 2016 & 2017



Month	Adjusted Scheduled Activity (UDA)	
	2016	2017
April	0	0
May	0	62
June	65	78
July	101	128
August	101	165
September	186	205
October	186	229
November	312	247
December	316	299
January	337	
February	392	
March	401	
April	450	
May	464	
June	471	

QUALITY

	Quantity	Base Number	Contract	AT	Region	England
% of FP17s for the same patient ID Re-attending within 3 months - Children	0	249	0.0%	10.3%	11.9%	12.4%
% of FP17s for the same patient ID Re-attending within 3 months - Adults	0	32	0.0%	15.1%	16.5%	16.6%
% of FP17s for the same patient ID Re-attending between 3 & 9 months - Children	140	249	56.2%	60.7%	60.2%	57.5%
% of FP17s for the same patient ID Re-attending between 3 & 9 months - Adults	22	32	68.8%	52.7%	52.0%	50.4%
% of FP17s for Band 1 Urgent Courses	0	226	0.0%	9.5%	9.5%	9.1%
% of FP17s Relating to Free Repair or Replacements	0	226	0.0%	0.7%	0.7%	0.8%
% of FP17s Relating to Continuations	0	226	0.0%	1.3%	1.2%	1.3%
% of Patients satisfied with the dentistry they have received	0	0	N/A	92.6%	92.9%	92.7%
% of Patients satisfied with the time they had to wait for an appointment	0	0	N/A	88.0%	88.8%	88.8%

* This is based on patients treated on this contract for their most recent course of treatment. Figures in italics indicate the base number of FP17s or Patient Questionnaire responses are less than 100. N/A is shown where the base number of responses is less than 10 during the period. % is calculated as Quantity/Base number*100

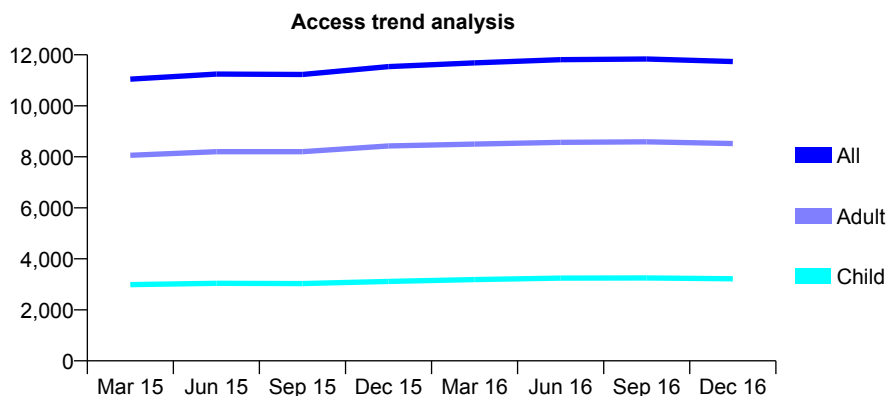
Q70 - Vital Signs At a Glance Contract Report for 133302/0001 - December 2016

Name or company name	Fleet Dental Centre limited
Contract type name	GDS Contract
Purpose of contract	General
Contract start date	01/04/2013
Contract end date	

16/17 Contracted general activity (UDA)	25,346
Carry forward general activity (UDA)	881
16/17 Contracted orthodontic activity (UOA)	0
Carry forward orthodontic activity (UOA)	0
Baseline contract value	£608,913.21

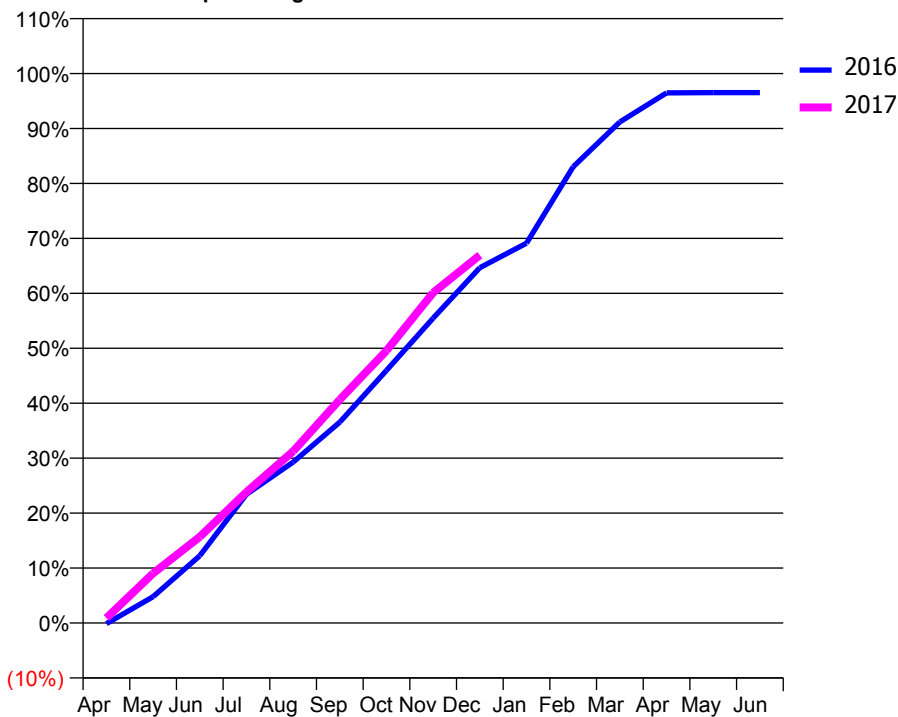
ACCESS*

Patients seen in 24 months	Total	Change since previous quarter
Quarter ending December 2015	11,539	
Quarter ending March 2016	11,685	→
Quarter ending June 2016	11,811	→
Quarter ending September 2016	11,837	→
Quarter ending December 2016	11,734	→
Variance since December 2015	1.7%	→



ACTIVITY

Cumulative percentage of contracted UDA delivered 2016 & 2017



Month	Adjusted Scheduled Activity (UDA)	
	2016	2017
April	-34	229
May	1,213	2,288
June	3,105	3,979
July	5,936	6,043
August	7,423	7,919
September	9,267	10,306
October	11,655	12,565
November	14,063	15,238
December	16,388	16,968
January	17,522	
February	21,044	
March	23,113	
April	24,452	
May	24,466	
June	24,465	

QUALITY

	Quantity	Base Number	Contract	AT	Region	England
% of FP17s for the same patient ID Re-attending within 3 months - Children	220	3,573	6.2%	10.3%	11.9%	12.4%
% of FP17s for the same patient ID Re-attending within 3 months - Adults	1,038	8,615	12.0%	15.1%	16.5%	16.6%
% of FP17s for the same patient ID Re-attending between 3 & 9 months - Children	2,193	3,573	61.4%	60.7%	60.2%	57.5%
% of FP17s for the same patient ID Re-attending between 3 & 9 months - Adults	4,855	8,615	56.4%	52.7%	52.0%	50.4%
% of FP17s for Band 1 Urgent Courses	440	10,605	4.1%	9.5%	9.5%	9.1%
% of FP17s Relating to Free Repair or Replacements	52	10,605	0.5%	0.7%	0.7%	0.8%
% of FP17s Relating to Continuations	86	10,605	0.8%	1.3%	1.2%	1.3%
% of Patients satisfied with the dentistry they have received	43	47	91.5%	92.6%	92.9%	92.7%
% of Patients satisfied with the time they had to wait for an appointment	43	47	91.5%	88.0%	88.8%	88.8%

* This is based on patients treated on this contract for their most recent course of treatment. Figures in italics indicate the base number of FP17s or Patient Questionnaire responses are less than 100. N/A is shown where the base number of responses is less than 10 during the period. % is calculated as Quantity/Base number*100

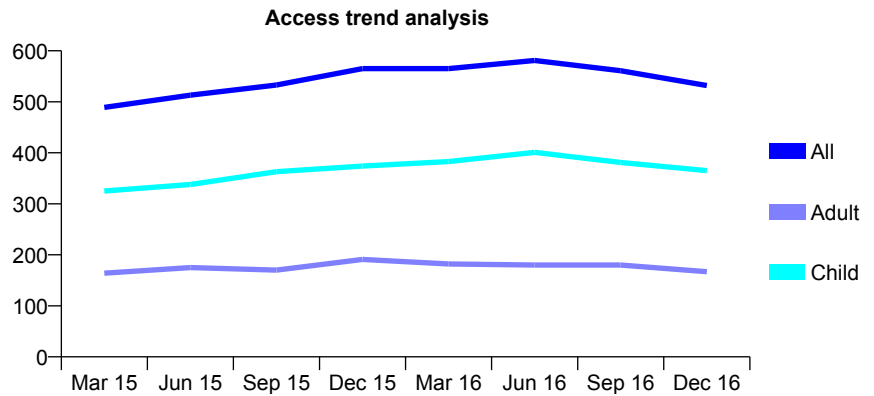
Q70 - Vital Signs At a Glance Contract Report for 134074/0001 - December 2016

Name or company name	Dr Pawel Kiersz and Dr Ewelina Kiersz
Contract type name	GDS Contract
Purpose of contract	General
Contract start date	30/04/2010
Contract end date	

16/17 Contracted general activity (UDA)	1,389
Carry forward general activity (UDA)	-27
16/17 Contracted orthodontic activity (UOA)	0
Carry forward orthodontic activity (UOA)	0
Baseline contract value	£28,861.12

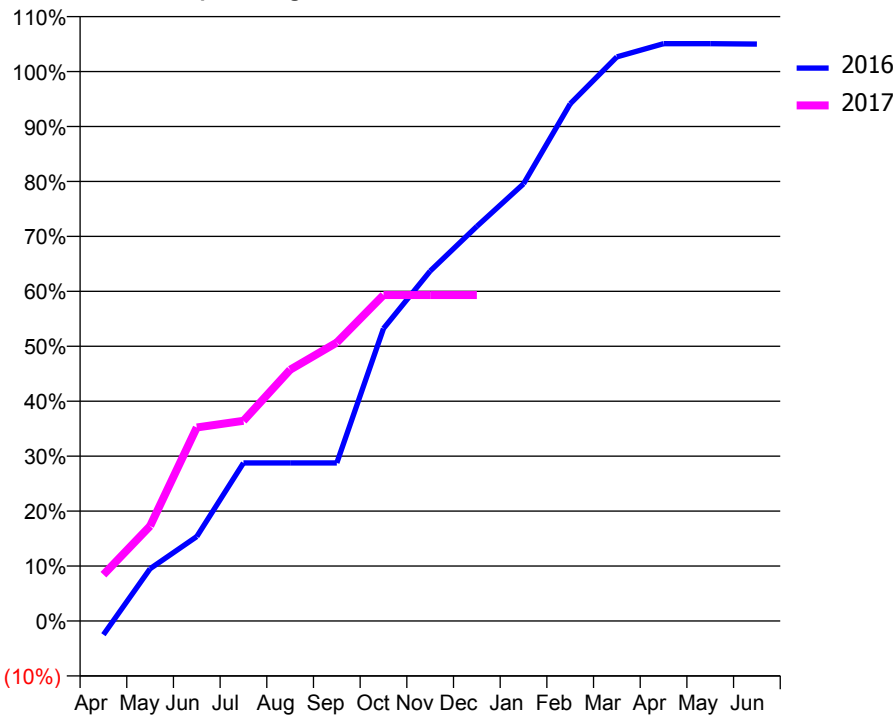
ACCESS*

Patients seen in 24 months	Total	Change since previous quarter
Quarter ending December 2015	565	
Quarter ending March 2016	565	→
Quarter ending June 2016	581	↑
Quarter ending September 2016	561	↓
Quarter ending December 2016	532	↓
Variance since December 2015	(5.8%)	↓



ACTIVITY

Cumulative percentage of contracted UDA delivered 2016 & 2017



Month	Adjusted Scheduled Activity (UDA)	
	2016	2017
April	-35	117
May	132	240
June	214	489
July	400	506
August	400	635
September	400	704
October	739	824
November	885	824
December	998	824
January	1,105	
February	1,307	
March	1,426	
April	1,459	
May	1,459	
June	1,458	

QUALITY

	Quantity	Base Number	Contract	AT	Region	England
% of FP17s for the same patient ID Re-attending within 3 months - Children	20	275	7.3%	10.3%	11.9%	12.4%
% of FP17s for the same patient ID Re-attending within 3 months - Adults	27	124	21.8%	15.1%	16.5%	16.6%
% of FP17s for the same patient ID Re-attending between 3 & 9 months - Children	164	275	59.6%	60.7%	60.2%	57.5%
% of FP17s for the same patient ID Re-attending between 3 & 9 months - Adults	59	124	47.6%	52.7%	52.0%	50.4%
% of FP17s for Band 1 Urgent Courses	14	383	3.7%	9.5%	9.5%	9.1%
% of FP17s Relating to Free Repair or Replacements	2	383	0.5%	0.7%	0.7%	0.8%
% of FP17s Relating to Continuations	6	383	1.6%	1.3%	1.2%	1.3%
% of Patients satisfied with the dentistry they have received	2	2	N/A	92.6%	92.9%	92.7%
% of Patients satisfied with the time they had to wait for an appointment	2	2	N/A	88.0%	88.8%	88.8%

* This is based on patients treated on this contract for their most recent course of treatment. Figures in italics indicate the base number of FP17s or Patient Questionnaire responses are less than 100. N/A is shown where the base number of responses is less than 10 during the period. % is calculated as Quantity/Base number*100

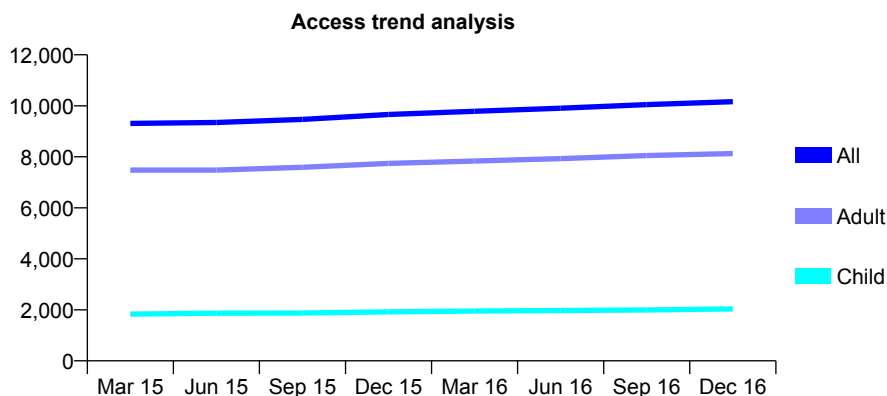
Q70 - Vital Signs At a Glance Contract Report for 136042/0001 - December 2016

Name or company name	Mr M Shahi
Contract type name	PDS Contract
Purpose of contract	General
Contract start date	01/04/2006
Contract end date	31/03/2026

16/17 Contracted general activity (UDA)	28,500
Carry forward general activity (UDA)	-14
16/17 Contracted orthodontic activity (UOA)	0
Carry forward orthodontic activity (UOA)	0
Baseline contract value	£895,696.75

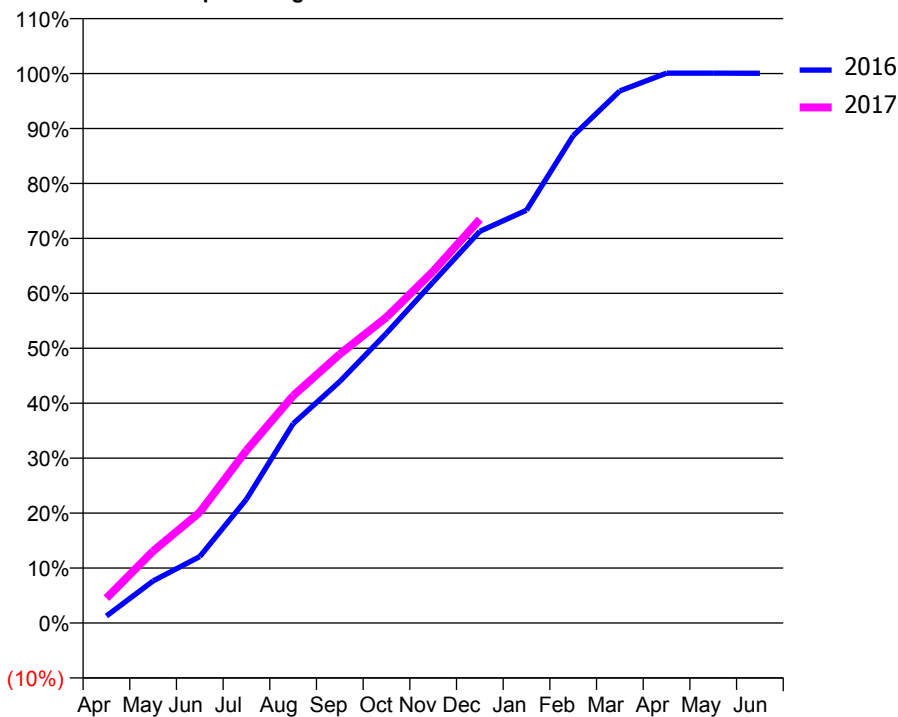
ACCESS*

Patients seen in 24 months	Total	Change since previous quarter
Quarter ending December 2015	9,660	
Quarter ending March 2016	9,785	→
Quarter ending June 2016	9,906	→
Quarter ending September 2016	10,048	→
Quarter ending December 2016	10,164	→
Variance since December 2015	5.2%	↑



ACTIVITY

Cumulative percentage of contracted UDA delivered 2016 & 2017



Month	Adjusted Scheduled Activity (UDA)	
	2016	2017
April	363	1,290
May	2,183	3,732
June	3,447	5,745
July	6,423	8,950
August	10,337	11,790
September	12,527	13,943
October	15,032	15,863
November	17,690	18,243
December	20,317	20,937
January	21,412	
February	25,272	
March	27,601	
April	28,518	
May	28,518	
June	28,515	

QUALITY

	Quantity	Base Number	Contract	AT	Region	England
% of FP17s for the same patient ID Re-attending within 3 months - Children	52	2,015	2.6%	10.3%	11.9%	12.4%
% of FP17s for the same patient ID Re-attending within 3 months - Adults	391	7,570	5.2%	15.1%	16.5%	16.6%
% of FP17s for the same patient ID Re-attending between 3 & 9 months - Children	845	2,015	41.9%	60.7%	60.2%	57.5%
% of FP17s for the same patient ID Re-attending between 3 & 9 months - Adults	3,513	7,570	46.4%	52.7%	52.0%	50.4%
% of FP17s for Band 1 Urgent Courses	184	9,200	2.0%	9.5%	9.5%	9.1%
% of FP17s Relating to Free Repair or Replacements	9	9,200	0.1%	0.7%	0.7%	0.8%
% of FP17s Relating to Continuations	34	9,200	0.4%	1.3%	1.2%	1.3%
% of Patients satisfied with the dentistry they have received	31	33	93.9%	92.6%	92.9%	92.7%
% of Patients satisfied with the time they had to wait for an appointment	30	33	90.9%	88.0%	88.8%	88.8%

* This is based on patients treated on this contract for their most recent course of treatment. Figures in italics indicate the base number of FP17s or Patient Questionnaire responses are less than 100. N/A is shown where the base number of responses is less than 10 during the period. % is calculated as Quantity/Base number*100

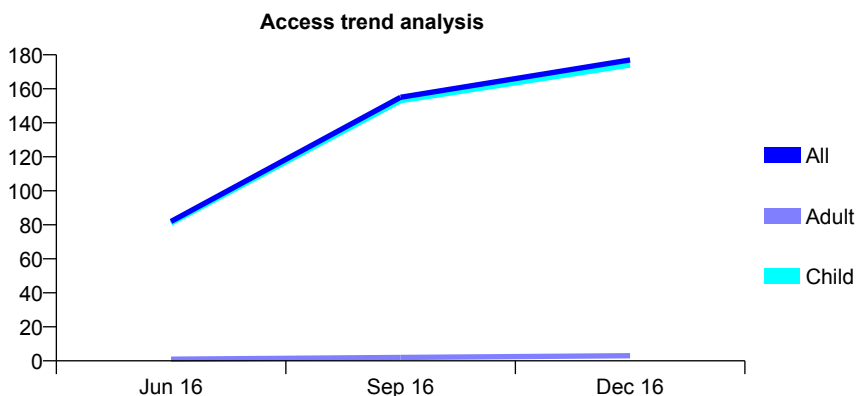
Q70 - Vital Signs At a Glance Contract Report for 136514/0001 - December 2016

Name or company name	Parkstone Dental Practice
Contract type name	GDS Contract
Purpose of contract	General
Contract start date	01/04/2016
Contract end date	

16/17 Contracted general activity (UDA)	350
Carry forward general activity (UDA)	0
16/17 Contracted orthodontic activity (UOA)	0
Carry forward orthodontic activity (UOA)	0
Baseline contract value	£9,214.35

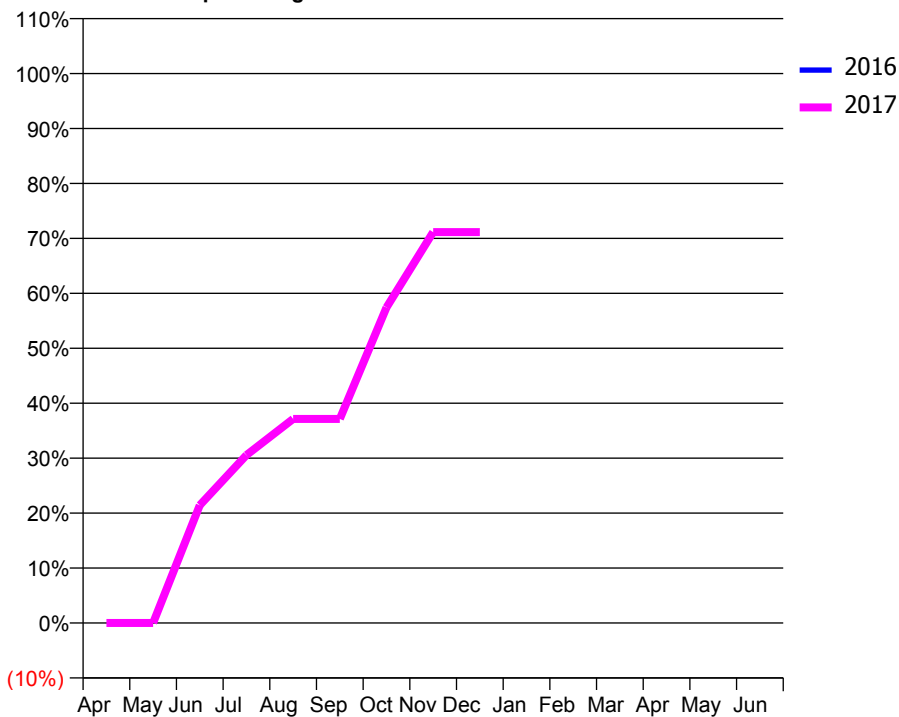
ACCESS*

Patients seen in 24 months	Total	Change since previous quarter
Quarter ending December 2015	0	
Quarter ending March 2016	0	
Quarter ending June 2016	82	↑
Quarter ending September 2016	155	↑
Quarter ending December 2016	177	↑
Variance since December 2015	N/A	



ACTIVITY

Cumulative percentage of contracted UDA delivered 2016 & 2017



Month	Adjusted Scheduled Activity (UDA)	
	2016	2017
April	0	0
May	0	0
June	0	75
July	0	107
August	0	130
September	0	130
October	0	201
November	0	249
December	0	249
January	0	
February	0	
March	0	
April	0	
May	0	
June	0	

QUALITY

	Quantity	Base Number	Contract	AT	Region	England
% of FP17s for the same patient ID Re-attending within 3 months - Children	7	211	3.3%	10.3%	11.9%	12.4%
% of FP17s for the same patient ID Re-attending within 3 months - Adults	0	0	N/A	15.1%	16.5%	16.6%
% of FP17s for the same patient ID Re-attending between 3 & 9 months - Children	21	211	10.0%	60.7%	60.2%	57.5%
% of FP17s for the same patient ID Re-attending between 3 & 9 months - Adults	0	0	N/A	52.7%	52.0%	50.4%
% of FP17s for Band 1 Urgent Courses	0	211	0.0%	9.5%	9.5%	9.1%
% of FP17s Relating to Free Repair or Replacements	0	211	0.0%	0.7%	0.7%	0.8%
% of FP17s Relating to Continuations	0	211	0.0%	1.3%	1.2%	1.3%
% of Patients satisfied with the dentistry they have received	0	0	N/A	92.6%	92.9%	92.7%
% of Patients satisfied with the time they had to wait for an appointment	0	0	N/A	88.0%	88.8%	88.8%

* This is based on patients treated on this contract for their most recent course of treatment. Figures in italics indicate the base number of FP17s or Patient Questionnaire responses are less than 100. N/A is shown where the base number of responses is less than 10 during the period. % is calculated as Quantity/Base number*100

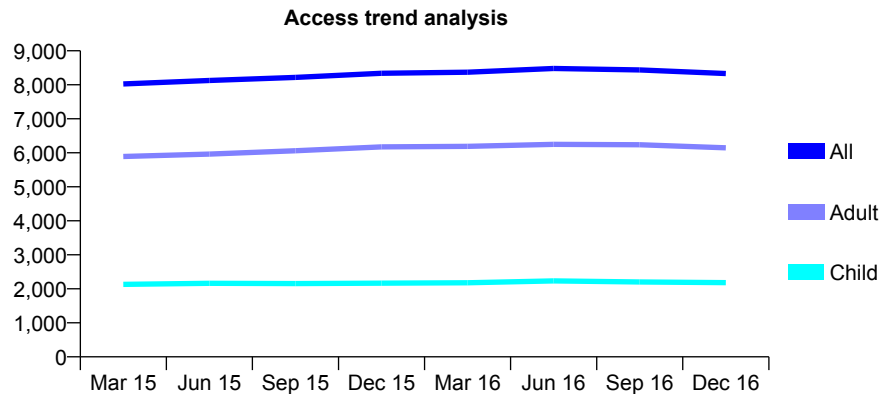
Q70 - Vital Signs At a Glance Contract Report for 137588/0001 - December 2016

Name or company name	Damira Dental Studios Ltd
Contract type name	GDS Contract
Purpose of contract	General
Contract start date	01/08/2011
Contract end date	

16/17 Contracted general activity (UDA)	20,000
Carry forward general activity (UDA)	0
16/17 Contracted orthodontic activity (UOA)	0
Carry forward orthodontic activity (UOA)	0
Baseline contract value	£518,241.59

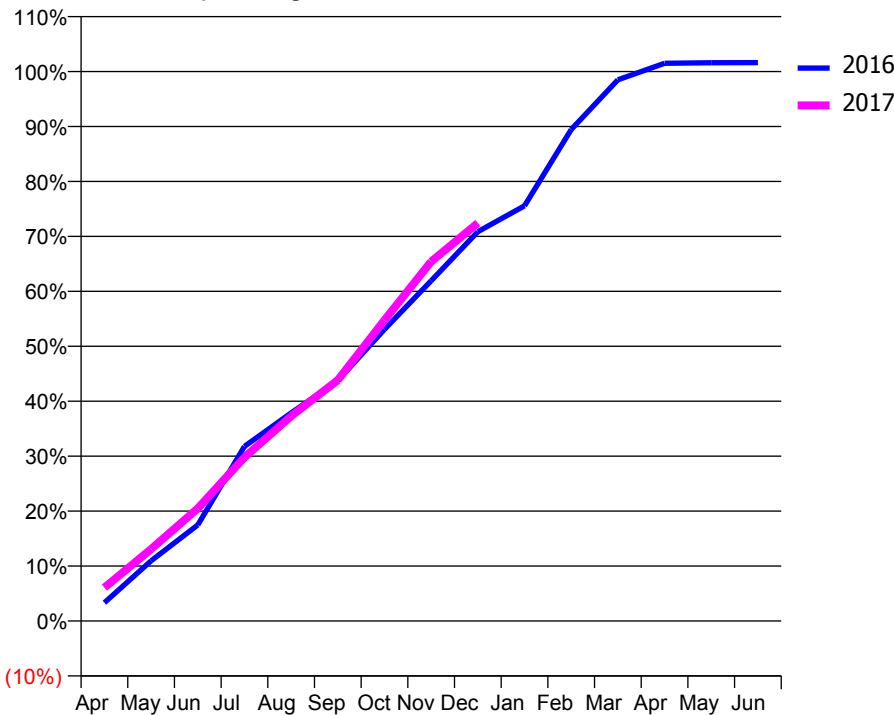
ACCESS*

Patients seen in 24 months	Total	Change since previous quarter
Quarter ending December 2015	8,341	
Quarter ending March 2016	8,372	→
Quarter ending June 2016	8,480	→
Quarter ending September 2016	8,439	→
Quarter ending December 2016	8,330	↓
Variance since December 2015	(0.1%)	→



ACTIVITY

Cumulative percentage of contracted UDA delivered 2016 & 2017



Month	Adjusted Scheduled Activity (UDA)	
	2016	2017
April	667	1,216
May	2,193	2,619
June	3,495	4,097
July	6,355	5,959
August	7,575	7,456
September	8,748	8,770
October	10,616	10,953
November	12,384	13,080
December	14,171	14,486
January	15,112	
February	17,887	
March	19,695	
April	20,299	
May	20,320	
June	20,322	

QUALITY

	Quantity	Base Number	Contract	AT	Region	England
% of FP17s for the same patient ID Re-attending within 3 months - Children	81	2,378	3.4%	10.3%	11.9%	12.4%
% of FP17s for the same patient ID Re-attending within 3 months - Adults	548	6,344	8.6%	15.1%	16.5%	16.6%
% of FP17s for the same patient ID Re-attending between 3 & 9 months - Children	1,565	2,378	65.8%	60.7%	60.2%	57.5%
% of FP17s for the same patient ID Re-attending between 3 & 9 months - Adults	4,113	6,344	64.8%	52.7%	52.0%	50.4%
% of FP17s for Band 1 Urgent Courses	327	8,375	3.9%	9.5%	9.5%	9.1%
% of FP17s Relating to Free Repair or Replacements	45	8,375	0.5%	0.7%	0.7%	0.8%
% of FP17s Relating to Continuations	8	8,375	0.1%	1.3%	1.2%	1.3%
% of Patients satisfied with the dentistry they have received	11	11	100.0%	92.6%	92.9%	92.7%
% of Patients satisfied with the time they had to wait for an appointment	9	11	81.8%	88.0%	88.8%	88.8%

* This is based on patients treated on this contract for their most recent course of treatment. Figures in italics indicate the base number of FP17s or Patient Questionnaire responses are less than 100. N/A is shown where the base number of responses is less than 10 during the period. % is calculated as Quantity/Base number*100

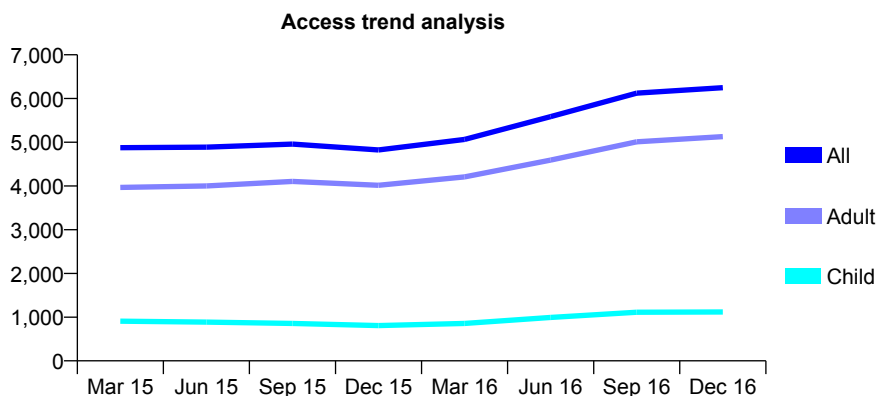
Q70 - Vital Signs At a Glance Contract Report for 137588/0002 - December 2016

Name or company name	Damira Dental Studios Ltd
Contract type name	GDS Contract
Purpose of contract	General
Contract start date	20/03/2013
Contract end date	

16/17 Contracted general activity (UDA)	23,402
Carry forward general activity (UDA)	13
16/17 Contracted orthodontic activity (UOA)	0
Carry forward orthodontic activity (UOA)	0
Baseline contract value	£659,956.45

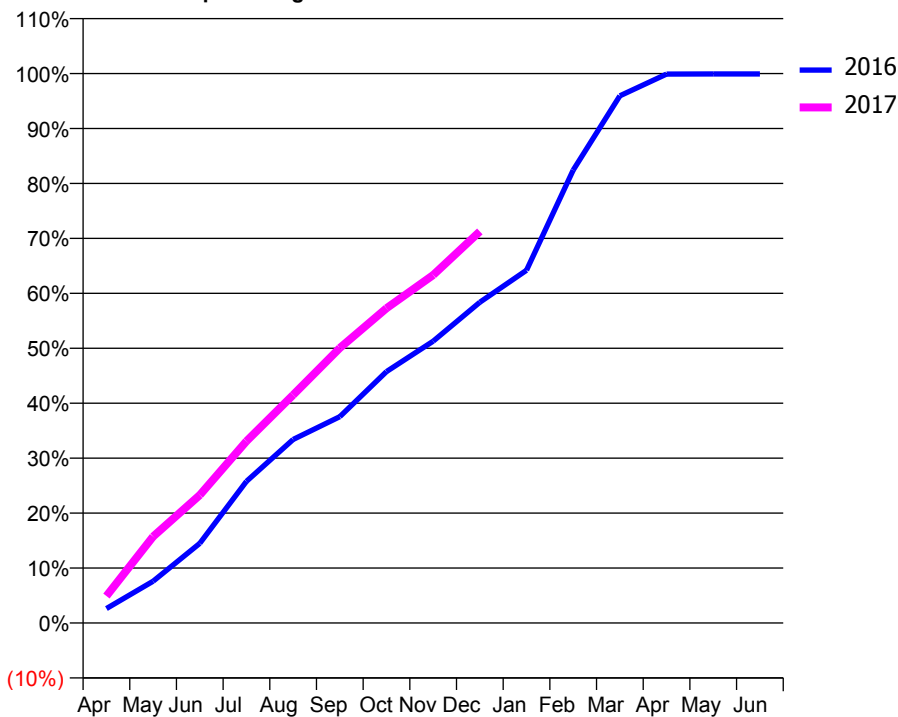
ACCESS*

Patients seen in 24 months	Total	Change since previous quarter
Quarter ending December 2015	4,823	
Quarter ending March 2016	5,065	↑
Quarter ending June 2016	5,585	↑
Quarter ending September 2016	6,122	↑
Quarter ending December 2016	6,248	↑
Variance since December 2015	29.5%	↑



ACTIVITY

Cumulative percentage of contracted UDA delivered 2016 & 2017



Month	Adjusted Scheduled Activity (UDA)	
	2016	2017
April	471	1,151
May	1,355	3,683
June	2,579	5,451
July	4,591	7,741
August	5,947	9,716
September	6,683	11,712
October	8,144	13,407
November	9,129	14,822
December	10,390	16,676
January	11,427	
February	14,672	
March	17,077	
April	17,781	
May	17,788	
June	17,788	

QUALITY

	Quantity	Base Number	Contract	AT	Region	England
% of FP17s for the same patient ID Re-attending within 3 months - Children	180	1,275	14.1%	10.3%	11.9%	12.4%
% of FP17s for the same patient ID Re-attending within 3 months - Adults	1,292	5,663	22.8%	15.1%	16.5%	16.6%
% of FP17s for the same patient ID Re-attending between 3 & 9 months - Children	403	1,275	31.6%	60.7%	60.2%	57.5%
% of FP17s for the same patient ID Re-attending between 3 & 9 months - Adults	1,518	5,663	26.8%	52.7%	52.0%	50.4%
% of FP17s for Band 1 Urgent Courses	2,230	6,675	33.4%	9.5%	9.5%	9.1%
% of FP17s Relating to Free Repair or Replacements	116	6,675	1.7%	0.7%	0.7%	0.8%
% of FP17s Relating to Continuations	34	6,675	0.5%	1.3%	1.2%	1.3%
% of Patients satisfied with the dentistry they have received	22	28	78.6%	92.6%	92.9%	92.7%
% of Patients satisfied with the time they had to wait for an appointment	19	28	67.9%	88.0%	88.8%	88.8%

* This is based on patients treated on this contract for their most recent course of treatment. Figures in italics indicate the base number of FP17s or Patient Questionnaire responses are less than 100. N/A is shown where the base number of responses is less than 10 during the period. % is calculated as Quantity/Base number*100

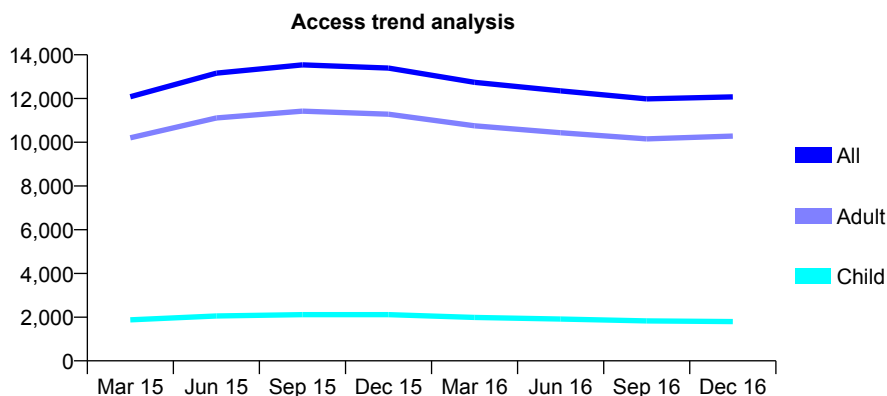
Q70 - Vital Signs At a Glance Contract Report for 137588/0003 - December 2016

Name or company name	Damira Dental Studios Ltd
Contract type name	GDS Contract
Purpose of contract	General
Contract start date	01/04/2013
Contract end date	

16/17 Contracted general activity (UDA)	30,000
Carry forward general activity (UDA)	11
16/17 Contracted orthodontic activity (UOA)	0
Carry forward orthodontic activity (UOA)	0
Baseline contract value	£796,279.07

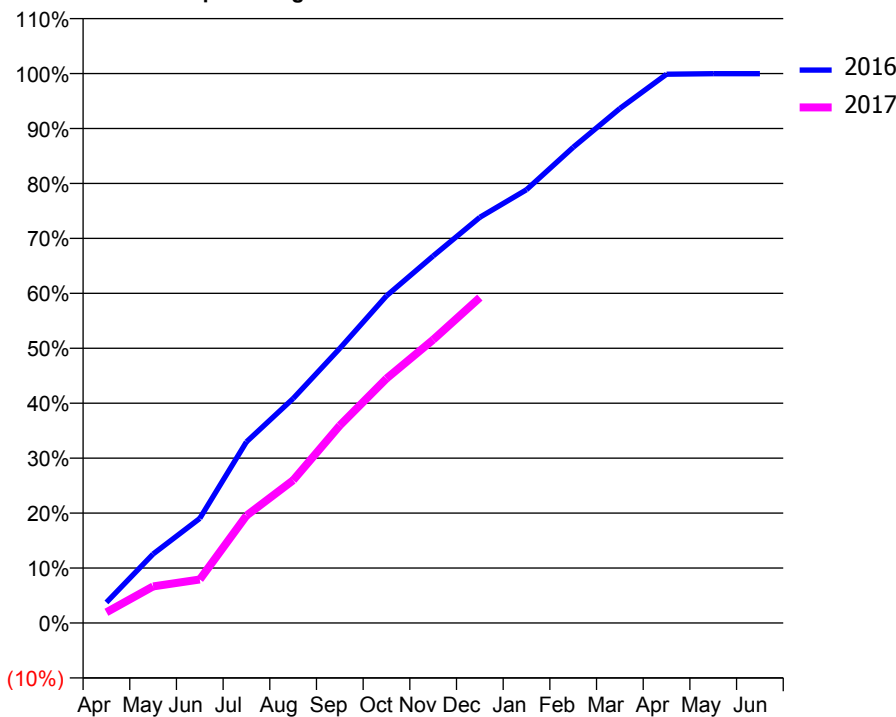
ACCESS*

Patients seen in 24 months	Total	Change since previous quarter
Quarter ending December 2015	13,395	
Quarter ending March 2016	12,742	↓
Quarter ending June 2016	12,348	↓
Quarter ending September 2016	11,982	↓
Quarter ending December 2016	12,077	→
Variance since December 2015	(9.8%)	↓



ACTIVITY

Cumulative percentage of contracted UDA delivered 2016 & 2017



Month	Adjusted Scheduled Activity (UDA)	
	2016	2017
April	1,122	585
May	3,770	1,997
June	5,712	2,378
July	9,893	5,862
August	12,258	7,791
September	14,992	10,784
October	17,864	13,350
November	20,041	15,469
December	22,151	17,770
January	23,660	
February	25,973	
March	28,088	
April	29,962	
May	29,987	
June	29,988	

QUALITY

	Quantity	Base Number	Contract	AT	Region	England
% of FP17s for the same patient ID Re-attending within 3 months - Children	189	1,675	11.3%	10.3%	11.9%	12.4%
% of FP17s for the same patient ID Re-attending within 3 months - Adults	1,467	8,761	16.7%	15.1%	16.5%	16.6%
% of FP17s for the same patient ID Re-attending between 3 & 9 months - Children	415	1,675	24.8%	60.7%	60.2%	57.5%
% of FP17s for the same patient ID Re-attending between 3 & 9 months - Adults	1,528	8,761	17.4%	52.7%	52.0%	50.4%
% of FP17s for Band 1 Urgent Courses	5,946	9,477	62.7%	9.5%	9.5%	9.1%
% of FP17s Relating to Free Repair or Replacements	29	9,477	0.3%	0.7%	0.7%	0.8%
% of FP17s Relating to Continuations	51	9,477	0.5%	1.3%	1.2%	1.3%
% of Patients satisfied with the dentistry they have received	7	8	N/A	92.6%	92.9%	92.7%
% of Patients satisfied with the time they had to wait for an appointment	4	8	N/A	88.0%	88.8%	88.8%

* This is based on patients treated on this contract for their most recent course of treatment. Figures in italics indicate the base number of FP17s or Patient Questionnaire responses are less than 100. N/A is shown where the base number of responses is less than 10 during the period. % is calculated as Quantity/Base number*100

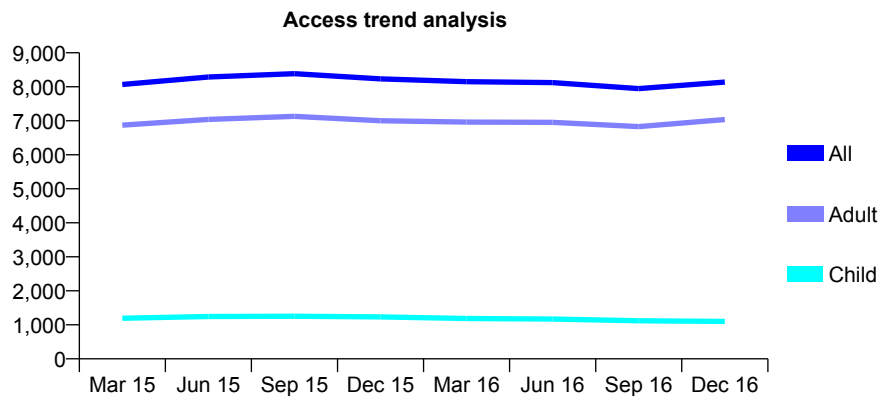
Q70 - Vital Signs At a Glance Contract Report for 137588/0004 - December 2016

Name or company name	Damira Dental Studios Ltd
Contract type name	GDS Contract
Purpose of contract	General
Contract start date	01/04/2013
Contract end date	

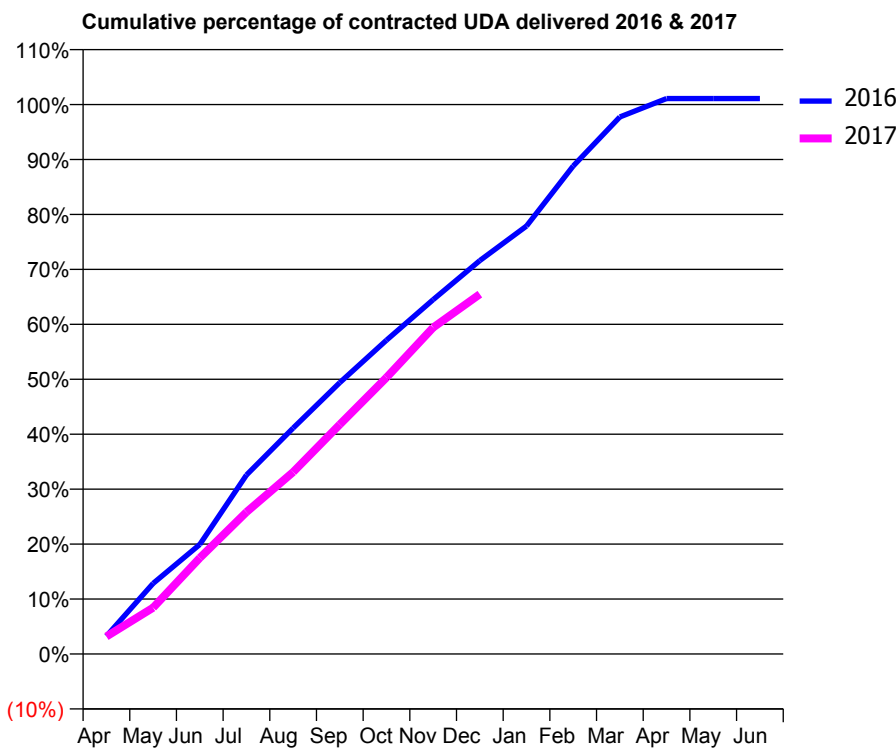
16/17 Contracted general activity (UDA)	20,000
Carry forward general activity (UDA)	0
16/17 Contracted orthodontic activity (UOA)	0
Carry forward orthodontic activity (UOA)	0
Baseline contract value	£555,943.79

ACCESS*

Patients seen in 24 months	Total	Change since previous quarter
Quarter ending December 2015	8,235	
Quarter ending March 2016	8,150	↓
Quarter ending June 2016	8,124	→
Quarter ending September 2016	7,949	↓
Quarter ending December 2016	8,140	↑
Variance since December 2015	(1.2%)	↓



ACTIVITY



Month	Adjusted Scheduled Activity (UDA)	
	2016	2017
April	652	636
May	2,569	1,688
June	3,988	3,496
July	6,516	5,169
August	8,222	6,624
September	9,879	8,357
October	11,423	10,066
November	12,898	11,885
December	14,322	13,097
January	15,577	
February	17,759	
March	19,547	
April	20,215	
May	20,214	
June	20,218	

QUALITY

	Quantity	Base Number	Contract	AT	Region	England
% of FP17s for the same patient ID Re-attending within 3 months - Children	96	1,146	8.4%	10.3%	11.9%	12.4%
% of FP17s for the same patient ID Re-attending within 3 months - Adults	953	6,869	13.9%	15.1%	16.5%	16.6%
% of FP17s for the same patient ID Re-attending between 3 & 9 months - Children	392	1,146	34.2%	60.7%	60.2%	57.5%
% of FP17s for the same patient ID Re-attending between 3 & 9 months - Adults	1,923	6,869	28.0%	52.7%	52.0%	50.4%
% of FP17s for Band 1 Urgent Courses	4,213	7,593	55.5%	9.5%	9.5%	9.1%
% of FP17s Relating to Free Repair or Replacements	67	7,593	0.9%	0.7%	0.7%	0.8%
% of FP17s Relating to Continuations	16	7,593	0.2%	1.3%	1.2%	1.3%
% of Patients satisfied with the dentistry they have received	16	19	84.2%	92.6%	92.9%	92.7%
% of Patients satisfied with the time they had to wait for an appointment	15	19	78.9%	88.0%	88.8%	88.8%

* This is based on patients treated on this contract for their most recent course of treatment. Figures in italics indicate the base number of FP17s or Patient Questionnaire responses are less than 100. N/A is shown where the base number of responses is less than 10 during the period. % is calculated as Quantity/Base number*100

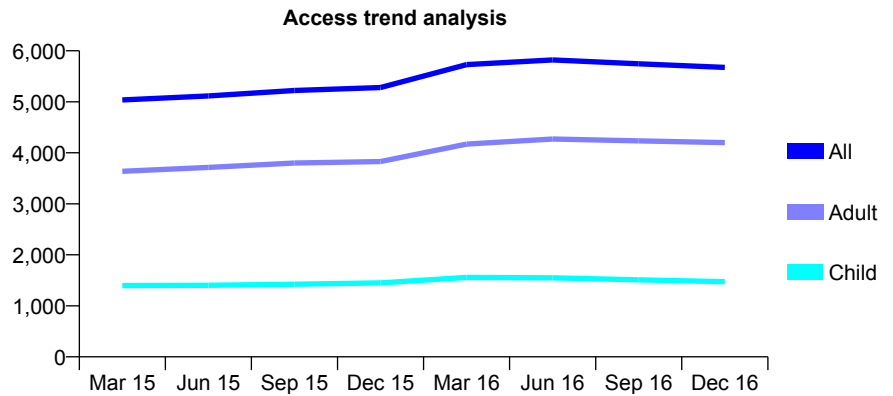
Q70 - Vital Signs At a Glance Contract Report for 137588/0005 - December 2016

Name or company name	Damira Dental Studios Ltd
Contract type name	GDS Contract
Purpose of contract	General
Contract start date	01/04/2013
Contract end date	

16/17 Contracted general activity (UDA)	20,000
Carry forward general activity (UDA)	820
16/17 Contracted orthodontic activity (UOA)	0
Carry forward orthodontic activity (UOA)	0
Baseline contract value	£541,491.39

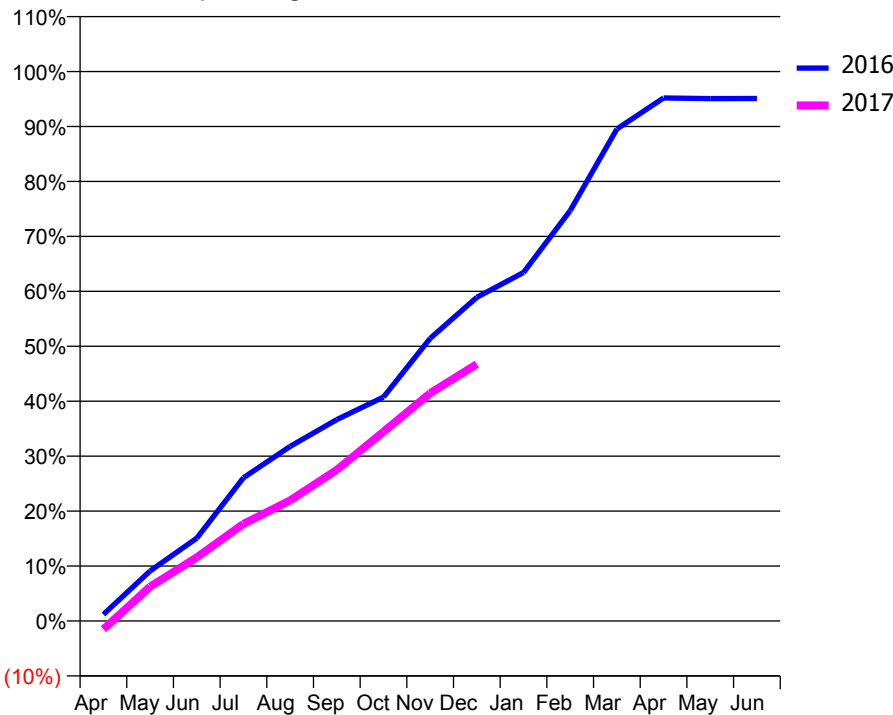
ACCESS*

Patients seen in 24 months	Total	Change since previous quarter
Quarter ending December 2015	5,280	
Quarter ending March 2016	5,729	↑
Quarter ending June 2016	5,820	→
Quarter ending September 2016	5,744	↓
Quarter ending December 2016	5,675	↓
Variance since December 2015	7.5%	↑



ACTIVITY

Cumulative percentage of contracted UDA delivered 2016 & 2017



Month	Adjusted Scheduled Activity (UDA)	
	2016	2017
April	199	-302
May	1,518	1,250
June	2,513	2,318
July	4,347	3,534
August	5,297	4,388
September	6,108	5,503
October	6,791	6,890
November	8,571	8,290
December	9,817	9,351
January	10,571	
February	12,448	
March	14,921	
April	15,865	
May	15,845	
June	15,847	

QUALITY

	Quantity	Base Number	Contract	AT	Region	England
% of FP17s for the same patient ID Re-attending within 3 months - Children	99	1,176	8.4%	10.3%	11.9%	12.4%
% of FP17s for the same patient ID Re-attending within 3 months - Adults	634	3,823	16.6%	15.1%	16.5%	16.6%
% of FP17s for the same patient ID Re-attending between 3 & 9 months - Children	603	1,176	51.3%	60.7%	60.2%	57.5%
% of FP17s for the same patient ID Re-attending between 3 & 9 months - Adults	1,583	3,823	41.4%	52.7%	52.0%	50.4%
% of FP17s for Band 1 Urgent Courses	1,069	4,590	23.3%	9.5%	9.5%	9.1%
% of FP17s Relating to Free Repair or Replacements	80	4,590	1.7%	0.7%	0.7%	0.8%
% of FP17s Relating to Continuations	31	4,590	0.7%	1.3%	1.2%	1.3%
% of Patients satisfied with the dentistry they have received	2	2	N/A	92.6%	92.9%	92.7%
% of Patients satisfied with the time they had to wait for an appointment	2	2	N/A	88.0%	88.8%	88.8%

* This is based on patients treated on this contract for their most recent course of treatment. Figures in italics indicate the base number of FP17s or Patient Questionnaire responses are less than 100. N/A is shown where the base number of responses is less than 10 during the period. % is calculated as Quantity/Base number*100

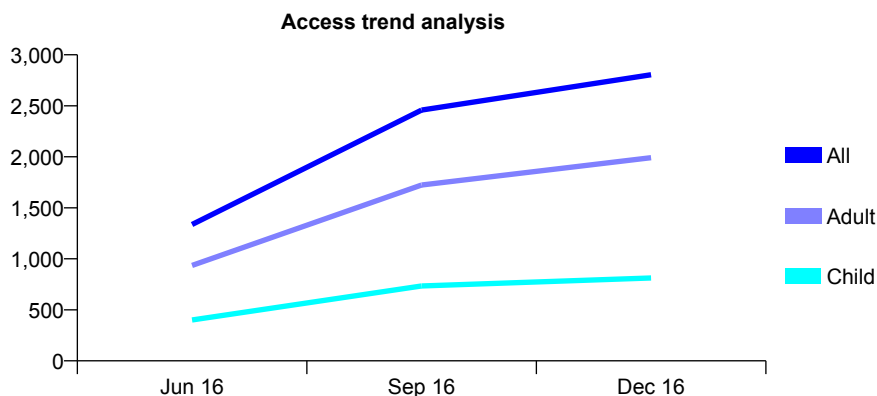
Q70 - Vital Signs At a Glance Contract Report for 137588/0009 - December 2016

Name or company name	Damira Dental Studios Ltd
Contract type name	GDS Contract
Purpose of contract	General
Contract start date	01/04/2016
Contract end date	

16/17 Contracted general activity (UDA)	15,722
Carry forward general activity (UDA)	0
16/17 Contracted orthodontic activity (UOA)	0
Carry forward orthodontic activity (UOA)	0
Baseline contract value	£414,183.60

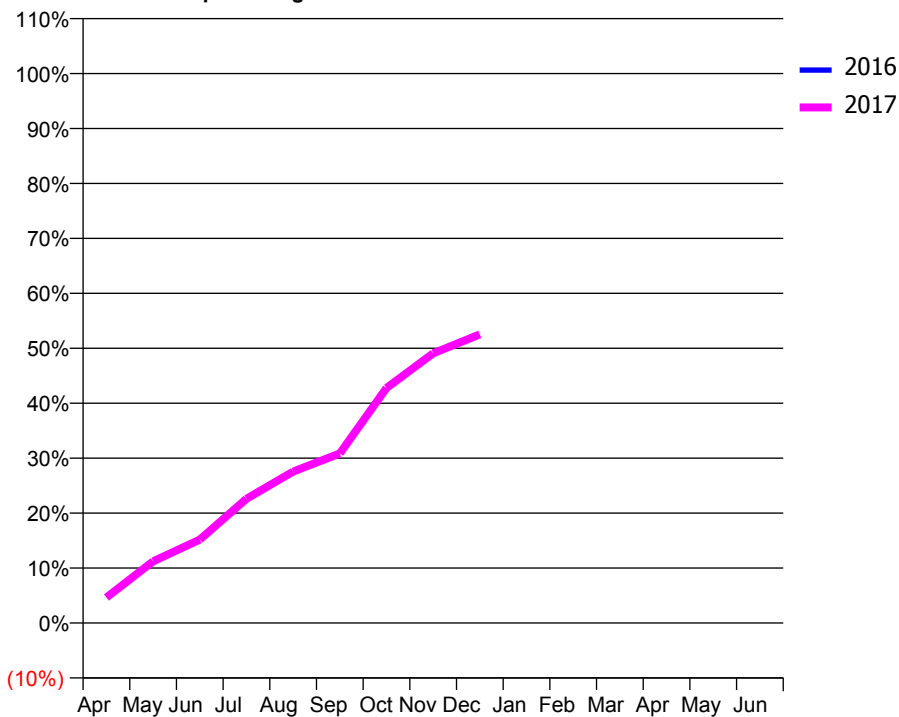
ACCESS*

Patients seen in 24 months	Total	Change since previous quarter
Quarter ending December 2015	0	
Quarter ending March 2016	0	
Quarter ending June 2016	1,336	↑
Quarter ending September 2016	2,458	↑
Quarter ending December 2016	2,805	↑
Variance since December 2015	N/A	



ACTIVITY

Cumulative percentage of contracted UDA delivered 2016 & 2017



Month	Adjusted Scheduled Activity (UDA)	
	2016	2017
April	0	730
May	0	1,764
June	0	2,385
July	0	3,556
August	0	4,330
September	0	4,851
October	0	6,725
November	0	7,718
December	0	8,257
January	0	
February	0	
March	0	
April	0	
May	0	
June	0	

QUALITY

	Quantity	Base Number	Contract	AT	Region	England
% of FP17s for the same patient ID Re-attending within 3 months - Children	61	1,076	5.7%	10.3%	11.9%	12.4%
% of FP17s for the same patient ID Re-attending within 3 months - Adults	251	2,715	9.2%	15.1%	16.5%	16.6%
% of FP17s for the same patient ID Re-attending between 3 & 9 months - Children	108	1,076	10.0%	60.7%	60.2%	57.5%
% of FP17s for the same patient ID Re-attending between 3 & 9 months - Adults	347	2,715	12.8%	52.7%	52.0%	50.4%
% of FP17s for Band 1 Urgent Courses	335	3,791	8.8%	9.5%	9.5%	9.1%
% of FP17s Relating to Free Repair or Replacements	63	3,791	1.7%	0.7%	0.7%	0.8%
% of FP17s Relating to Continuations	15	3,791	0.4%	1.3%	1.2%	1.3%
% of Patients satisfied with the dentistry they have received	0	0	N/A	92.6%	92.9%	92.7%
% of Patients satisfied with the time they had to wait for an appointment	0	0	N/A	88.0%	88.8%	88.8%

* This is based on patients treated on this contract for their most recent course of treatment. Figures in italics indicate the base number of FP17s or Patient Questionnaire responses are less than 100. N/A is shown where the base number of responses is less than 10 during the period. % is calculated as Quantity/Base number*100

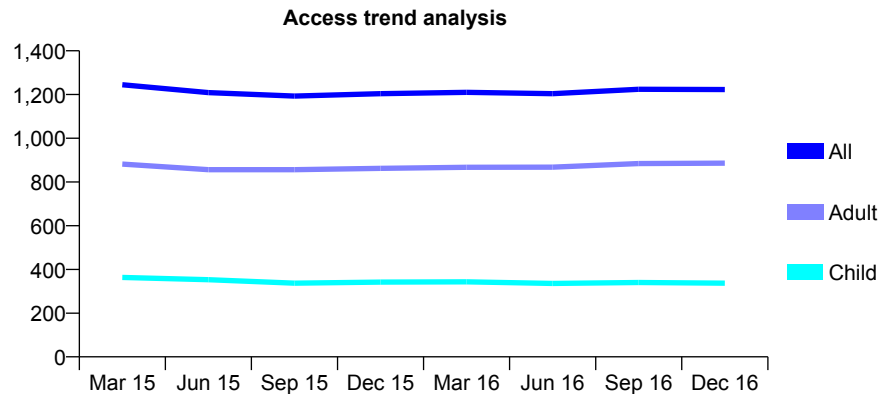
Q70 - Vital Signs At a Glance Contract Report for 138274/0001 - December 2016

Name or company name	Bembridge Dental Practice
Contract type name	GDS Contract
Purpose of contract	General
Contract start date	11/10/2012
Contract end date	

16/17 Contracted general activity (UDA)	4,563
Carry forward general activity (UDA)	99
16/17 Contracted orthodontic activity (UOA)	0
Carry forward orthodontic activity (UOA)	0
Baseline contract value	£119,903.17

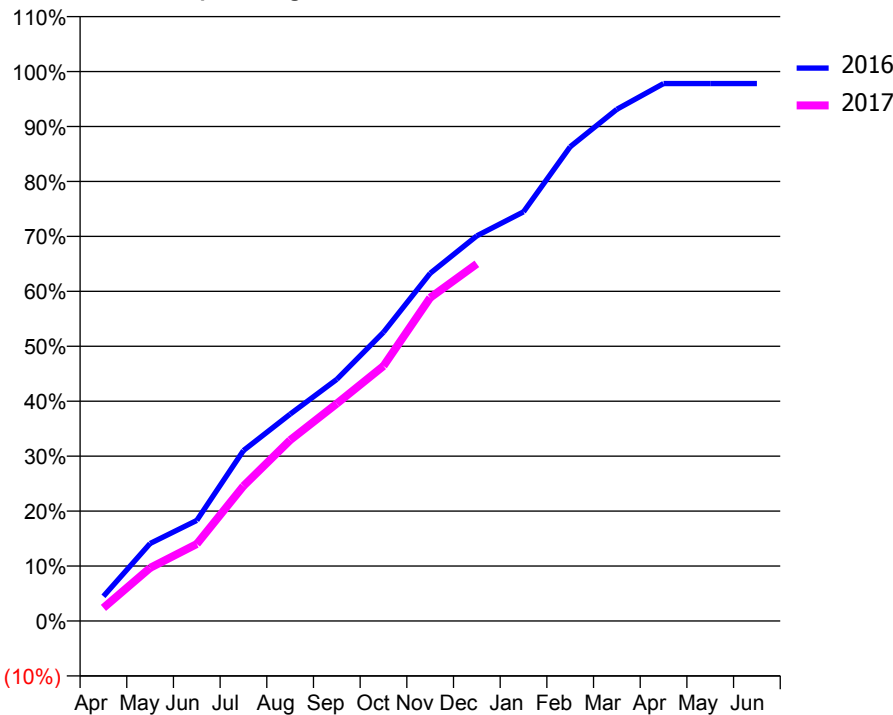
ACCESS*

Patients seen in 24 months	Total	Change since previous quarter
Quarter ending December 2015	1,204	
Quarter ending March 2016	1,210	→
Quarter ending June 2016	1,204	→
Quarter ending September 2016	1,224	→
Quarter ending December 2016	1,223	→
Variance since December 2015	1.6%	→



ACTIVITY

Cumulative percentage of contracted UDA delivered 2016 & 2017



Month	Adjusted Scheduled Activity (UDA)	
	2016	2017
April	205	109
May	644	441
June	835	639
July	1,416	1,121
August	1,718	1,502
September	2,007	1,806
October	2,397	2,117
November	2,888	2,685
December	3,198	2,966
January	3,398	
February	3,938	
March	4,249	
April	4,463	
May	4,463	
June	4,463	

QUALITY

	Quantity	Base Number	Contract	AT	Region	England
% of FP17s for the same patient ID Re-attending within 3 months - Children	32	394	8.1%	10.3%	11.9%	12.4%
% of FP17s for the same patient ID Re-attending within 3 months - Adults	152	1,065	14.3%	15.1%	16.5%	16.6%
% of FP17s for the same patient ID Re-attending between 3 & 9 months - Children	252	394	64.0%	60.7%	60.2%	57.5%
% of FP17s for the same patient ID Re-attending between 3 & 9 months - Adults	654	1,065	61.4%	52.7%	52.0%	50.4%
% of FP17s for Band 1 Urgent Courses	47	1,370	3.4%	9.5%	9.5%	9.1%
% of FP17s Relating to Free Repair or Replacements	20	1,370	1.5%	0.7%	0.7%	0.8%
% of FP17s Relating to Continuations	18	1,370	1.3%	1.3%	1.2%	1.3%
% of Patients satisfied with the dentistry they have received	0	0	N/A	92.6%	92.9%	92.7%
% of Patients satisfied with the time they had to wait for an appointment	0	0	N/A	88.0%	88.8%	88.8%

* This is based on patients treated on this contract for their most recent course of treatment. Figures in italics indicate the base number of FP17s or Patient Questionnaire responses are less than 100. N/A is shown where the base number of responses is less than 10 during the period. % is calculated as Quantity/Base number*100

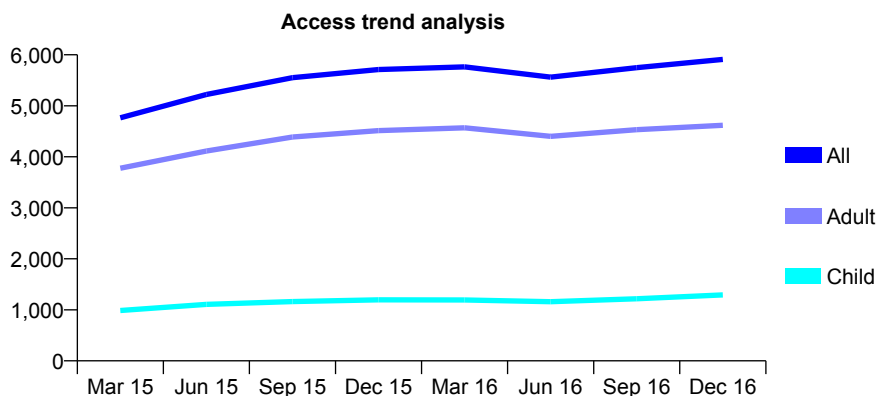
Q70 - Vital Signs At a Glance Contract Report for 138622/0001 - December 2016

Name or company name	Weymouth and Bridges Dental Practice Pa
Contract type name	GDS Contract
Purpose of contract	General
Contract start date	01/04/2006
Contract end date	

16/17 Contracted general activity (UDA)	19,139
Carry forward general activity (UDA)	0
16/17 Contracted orthodontic activity (UOA)	0
Carry forward orthodontic activity (UOA)	0
Baseline contract value	£458,202.49

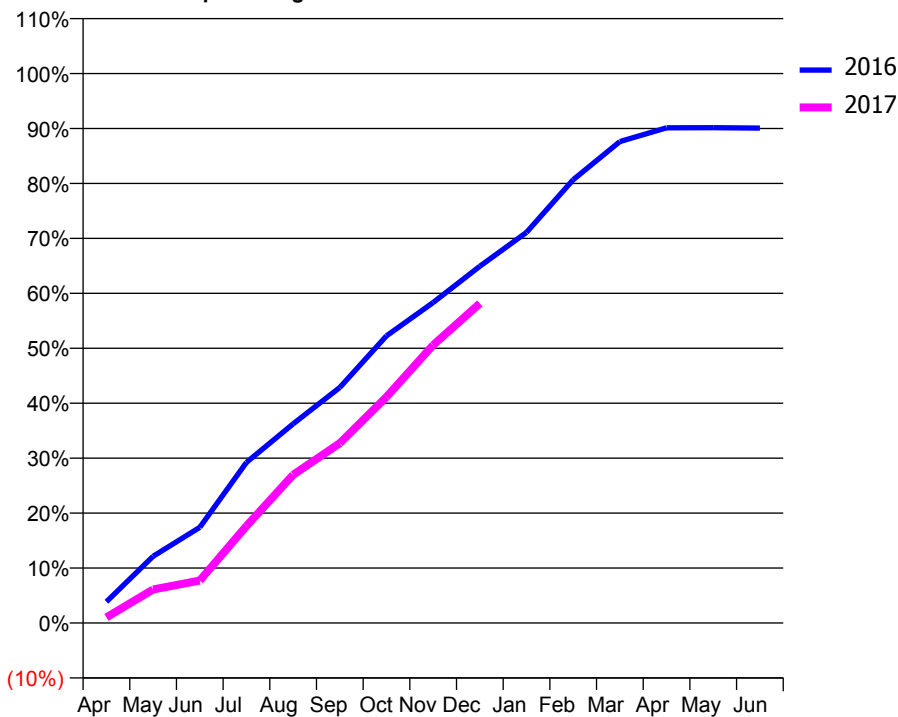
ACCESS*

Patients seen in 24 months	Total	Change since previous quarter
Quarter ending December 2015	5,711	
Quarter ending March 2016	5,763	→
Quarter ending June 2016	5,561	↓
Quarter ending September 2016	5,749	↑
Quarter ending December 2016	5,911	↑
Variance since December 2015	3.5%	↑



ACTIVITY

Cumulative percentage of contracted UDA delivered 2016 & 2017



Adjusted Scheduled Activity (UDA)

Month	2016	2017
April	741	198
May	2,324	1,167
June	3,333	1,481
July	5,593	3,378
August	6,937	5,162
September	8,203	6,262
October	10,001	7,876
November	11,161	9,679
December	12,424	11,131
January	13,604	
February	15,438	
March	16,767	
April	17,249	
May	17,250	
June	17,239	

QUALITY

	Quantity	Base Number	Contract	AT	Region	England
% of FP17s for the same patient ID Re-attending within 3 months - Children	56	1,116	5.0%	10.3%	11.9%	12.4%
% of FP17s for the same patient ID Re-attending within 3 months - Adults	485	3,947	12.3%	15.1%	16.5%	16.6%
% of FP17s for the same patient ID Re-attending between 3 & 9 months - Children	402	1,116	36.0%	60.7%	60.2%	57.5%
% of FP17s for the same patient ID Re-attending between 3 & 9 months - Adults	1,501	3,947	38.0%	52.7%	52.0%	50.4%
% of FP17s for Band 1 Urgent Courses	362	4,921	7.4%	9.5%	9.5%	9.1%
% of FP17s Relating to Free Repair or Replacements	30	4,921	0.6%	0.7%	0.7%	0.8%
% of FP17s Relating to Continuations	125	4,921	2.5%	1.3%	1.2%	1.3%
% of Patients satisfied with the dentistry they have received	1	1	N/A	92.6%	92.9%	92.7%
% of Patients satisfied with the time they had to wait for an appointment	1	1	N/A	88.0%	88.8%	88.8%

* This is based on patients treated on this contract for their most recent course of treatment. Figures in italics indicate the base number of FP17s or Patient Questionnaire responses are less than 100. N/A is shown where the base number of responses is less than 10 during the period. % is calculated as Quantity/Base number*100

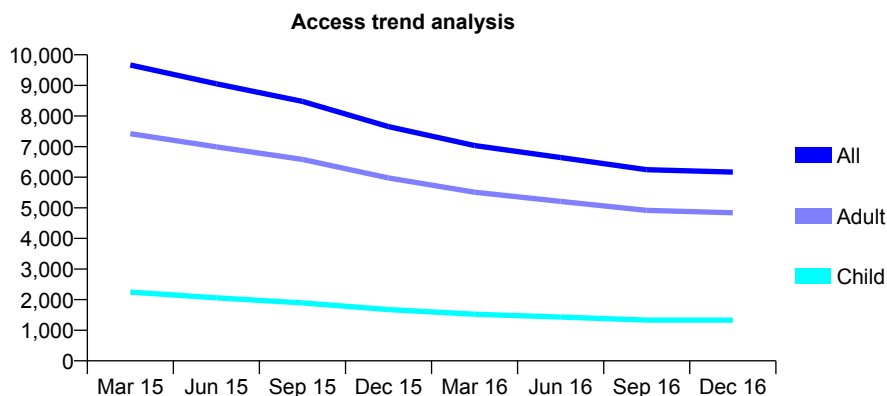
Q70 - Vital Signs At a Glance Contract Report for 138622/0002 - December 2016

Name or company name	Weymouth and Bridges Dental Practice Pa
Contract type name	GDS Contract
Purpose of contract	General
Contract start date	01/04/2006
Contract end date	

16/17 Contracted general activity (UDA)	21,500
Carry forward general activity (UDA)	0
16/17 Contracted orthodontic activity (UOA)	0
Carry forward orthodontic activity (UOA)	0
Baseline contract value	£514,726.66

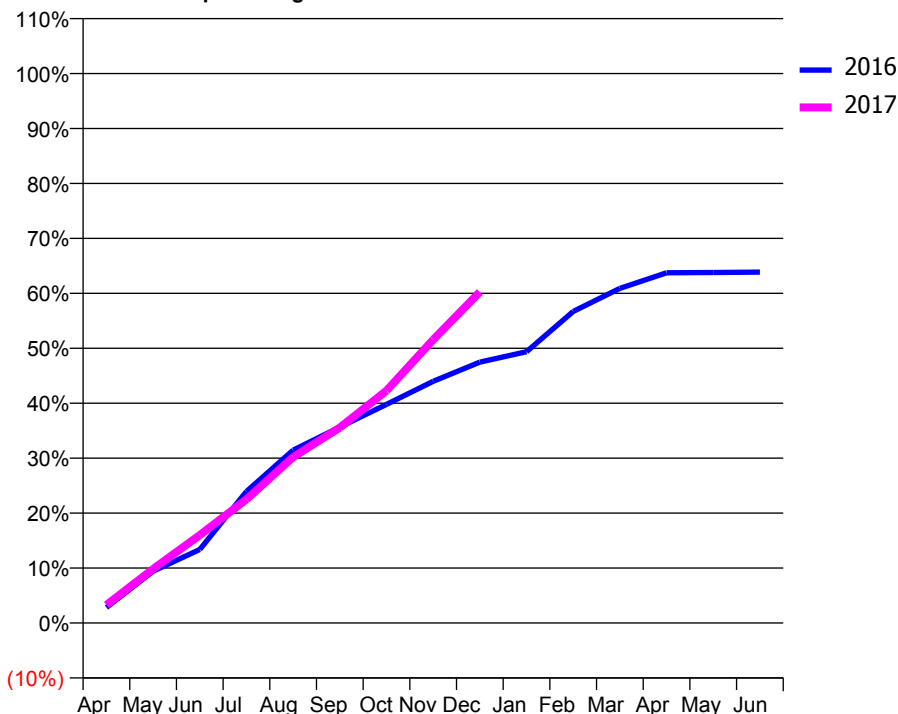
ACCESS*

Patients seen in 24 months	Total	Change since previous quarter
Quarter ending December 2015	7,653	
Quarter ending March 2016	7,035	↓
Quarter ending June 2016	6,643	↓
Quarter ending September 2016	6,247	↓
Quarter ending December 2016	6,169	↓
Variance since December 2015	(19.4%)	↓



ACTIVITY

Cumulative percentage of contracted UDA delivered 2016 & 2017



Adjusted Scheduled Activity (UDA)

Month	2016	2017
April	610	708
May	2,025	2,118
June	2,876	3,442
July	5,145	4,841
August	6,765	6,491
September	7,669	7,648
October	8,552	9,093
November	9,458	11,083
December	10,209	12,952
January	10,614	
February	12,189	
March	13,092	
April	13,702	
May	13,715	
June	13,730	

QUALITY

	Quantity	Base Number	Contract	AT	Region	England
% of FP17s for the same patient ID Re-attending within 3 months - Children	54	1,256	4.3%	10.3%	11.9%	12.4%
% of FP17s for the same patient ID Re-attending within 3 months - Adults	423	4,398	9.6%	15.1%	16.5%	16.6%
% of FP17s for the same patient ID Re-attending between 3 & 9 months - Children	336	1,256	26.8%	60.7%	60.2%	57.5%
% of FP17s for the same patient ID Re-attending between 3 & 9 months - Adults	1,274	4,398	29.0%	52.7%	52.0%	50.4%
% of FP17s for Band 1 Urgent Courses	295	5,384	5.5%	9.5%	9.5%	9.1%
% of FP17s Relating to Free Repair or Replacements	31	5,384	0.6%	0.7%	0.7%	0.8%
% of FP17s Relating to Continuations	59	5,384	1.1%	1.3%	1.2%	1.3%
% of Patients satisfied with the dentistry they have received	2	2	N/A	92.6%	92.9%	92.7%
% of Patients satisfied with the time they had to wait for an appointment	2	2	N/A	88.0%	88.8%	88.8%

* This is based on patients treated on this contract for their most recent course of treatment. Figures in italics indicate the base number of FP17s or Patient Questionnaire responses are less than 100. N/A is shown where the base number of responses is less than 10 during the period. % is calculated as Quantity/Base number*100

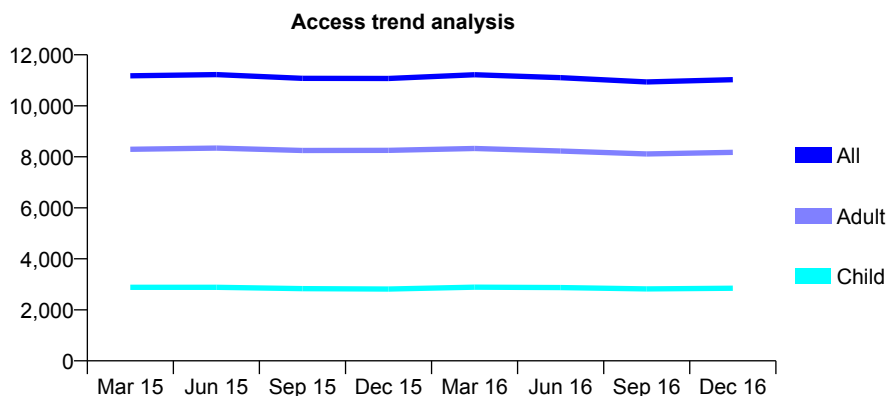
Q70 - Vital Signs At a Glance Contract Report for 138649/0001 - December 2016

Name or company name	Lordshill Dental Partnership
Contract type name	GDS Contract
Purpose of contract	General
Contract start date	01/09/2012
Contract end date	

16/17 Contracted general activity (UDA)	39,000
Carry forward general activity (UDA)	3,823
16/17 Contracted orthodontic activity (UOA)	0
Carry forward orthodontic activity (UOA)	0
Baseline contract value	£1,067,115.61

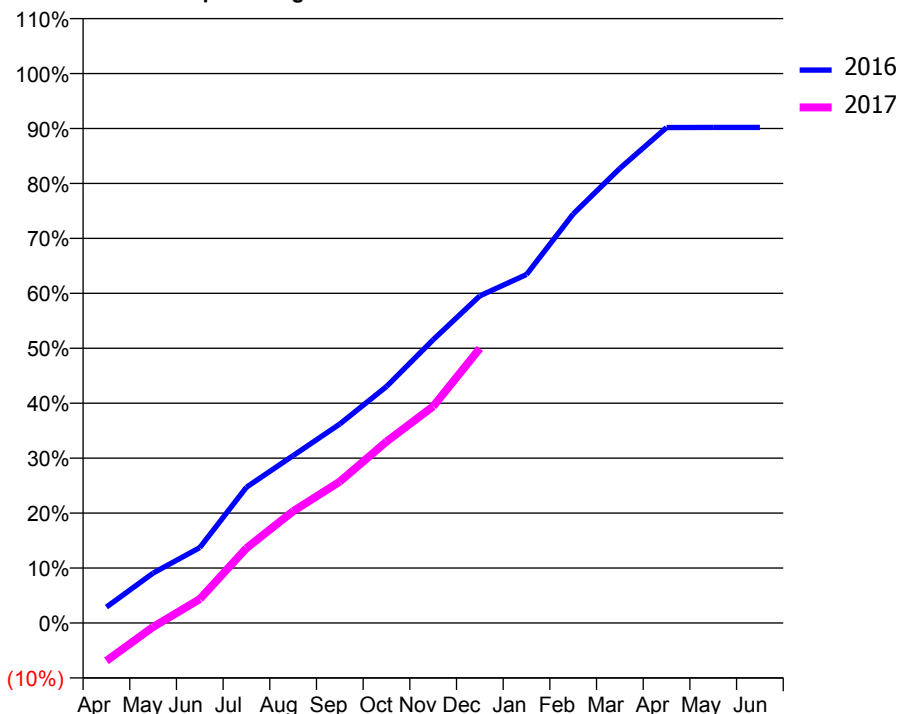
ACCESS*

Patients seen in 24 months	Total	Change since previous quarter
Quarter ending December 2015	11,070	
Quarter ending March 2016	11,216	→
Quarter ending June 2016	11,101	↓
Quarter ending September 2016	10,935	↓
Quarter ending December 2016	11,023	→
Variance since December 2015	(0.4%)	→



ACTIVITY

Cumulative percentage of contracted UDA delivered 2016 & 2017



Month	Adjusted Scheduled Activity (UDA)	
	2016	2017
April	1,129	-2,691
May	3,545	-293
June	5,354	1,701
July	9,641	5,310
August	11,881	7,936
September	14,121	10,037
October	16,785	12,873
November	20,108	15,377
December	23,224	19,494
January	24,730	
February	29,027	
March	32,269	
April	35,168	
May	35,177	
June	35,177	

QUALITY

	Quantity	Base Number	Contract	AT	Region	England
% of FP17s for the same patient ID Re-attending within 3 months - Children	186	2,555	7.3%	10.3%	11.9%	12.4%
% of FP17s for the same patient ID Re-attending within 3 months - Adults	1,317	7,404	17.8%	15.1%	16.5%	16.6%
% of FP17s for the same patient ID Re-attending between 3 & 9 months - Children	1,285	2,555	50.3%	60.7%	60.2%	57.5%
% of FP17s for the same patient ID Re-attending between 3 & 9 months - Adults	3,016	7,404	40.7%	52.7%	52.0%	50.4%
% of FP17s for Band 1 Urgent Courses	766	9,054	8.5%	9.5%	9.5%	9.1%
% of FP17s Relating to Free Repair or Replacements	45	9,054	0.5%	0.7%	0.7%	0.8%
% of FP17s Relating to Continuations	344	9,054	3.8%	1.3%	1.2%	1.3%
% of Patients satisfied with the dentistry they have received	4	4	N/A	92.6%	92.9%	92.7%
% of Patients satisfied with the time they had to wait for an appointment	4	4	N/A	88.0%	88.8%	88.8%

* This is based on patients treated on this contract for their most recent course of treatment. Figures in italics indicate the base number of FP17s or Patient Questionnaire responses are less than 100. N/A is shown where the base number of responses is less than 10 during the period. % is calculated as Quantity/Base number*100

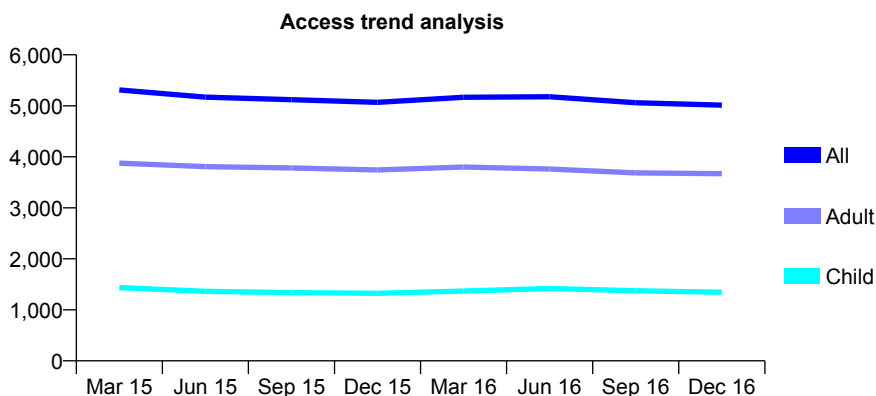
Q70 - Vital Signs At a Glance Contract Report for 139165/0001 - December 2016

Name or company name	Smile Dental Care Limited
Contract type name	GDS Contract
Purpose of contract	General
Contract start date	01/04/2009
Contract end date	

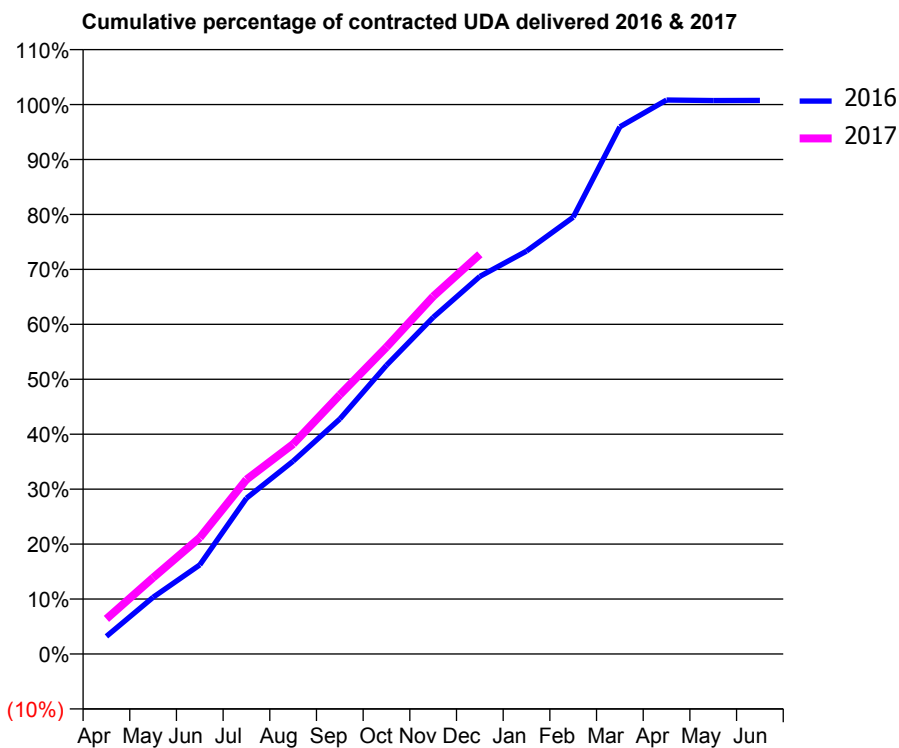
16/17 Contracted general activity (UDA)	14,950
Carry forward general activity (UDA)	-109
16/17 Contracted orthodontic activity (UOA)	0
Carry forward orthodontic activity (UOA)	0
Baseline contract value	£391,337.98

ACCESS*

Patients seen in 24 months	Total	Change since previous quarter
Quarter ending December 2015	5,068	
Quarter ending March 2016	5,168	→
Quarter ending June 2016	5,179	→
Quarter ending September 2016	5,059	↓
Quarter ending December 2016	5,014	→
Variance since December 2015	(1.1%)	↓



ACTIVITY



Month	Adjusted Scheduled Activity (UDA)	
	2016	2017
April	482	955
May	1,542	2,077
June	2,425	3,166
July	4,238	4,745
August	5,248	5,714
September	6,395	7,050
October	7,857	8,351
November	9,158	9,727
December	10,273	10,876
January	10,963	
February	11,882	
March	14,345	
April	15,074	
May	15,057	
June	15,060	

QUALITY

	Quantity	Base Number	Contract	AT	Region	England
% of FP17s for the same patient ID Re-attending within 3 months - Children	187	1,969	9.5%	10.3%	11.9%	12.4%
% of FP17s for the same patient ID Re-attending within 3 months - Adults	756	4,900	15.4%	15.1%	16.5%	16.6%
% of FP17s for the same patient ID Re-attending between 3 & 9 months - Children	1,209	1,969	61.4%	60.7%	60.2%	57.5%
% of FP17s for the same patient ID Re-attending between 3 & 9 months - Adults	3,217	4,900	65.7%	52.7%	52.0%	50.4%
% of FP17s for Band 1 Urgent Courses	614	6,513	9.4%	9.5%	9.5%	9.1%
% of FP17s Relating to Free Repair or Replacements	73	6,513	1.1%	0.7%	0.7%	0.8%
% of FP17s Relating to Continuations	23	6,513	0.4%	1.3%	1.2%	1.3%
% of Patients satisfied with the dentistry they have received	1	2	N/A	92.6%	92.9%	92.7%
% of Patients satisfied with the time they had to wait for an appointment	1	2	N/A	88.0%	88.8%	88.8%

* This is based on patients treated on this contract for their most recent course of treatment. Figures in italics indicate the base number of FP17s or Patient Questionnaire responses are less than 100. N/A is shown where the base number of responses is less than 10 during the period. % is calculated as Quantity/Base number*100

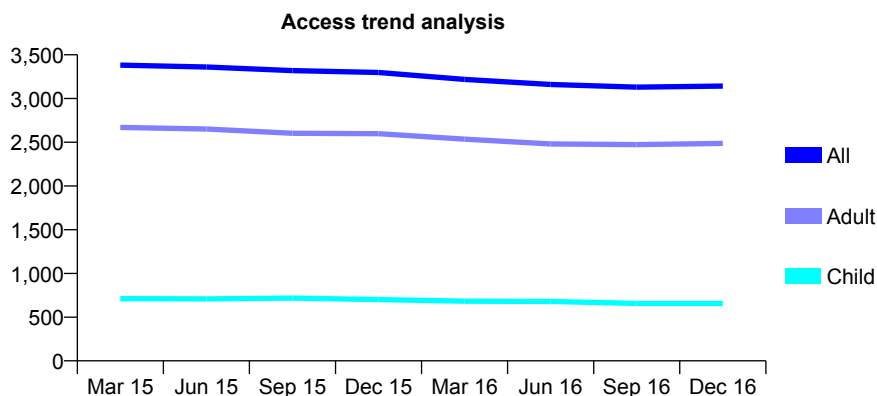
Q70 - Vital Signs At a Glance Contract Report for 139181/0003 - December 2016

Name or company name	Spa Dental Southampton Ltd
Contract type name	GDS Contract
Purpose of contract	General
Contract start date	01/04/2010
Contract end date	

16/17 Contracted general activity (UDA)	10,973
Carry forward general activity (UDA)	0
16/17 Contracted orthodontic activity (UOA)	0
Carry forward orthodontic activity (UOA)	0
Baseline contract value	£258,078.46

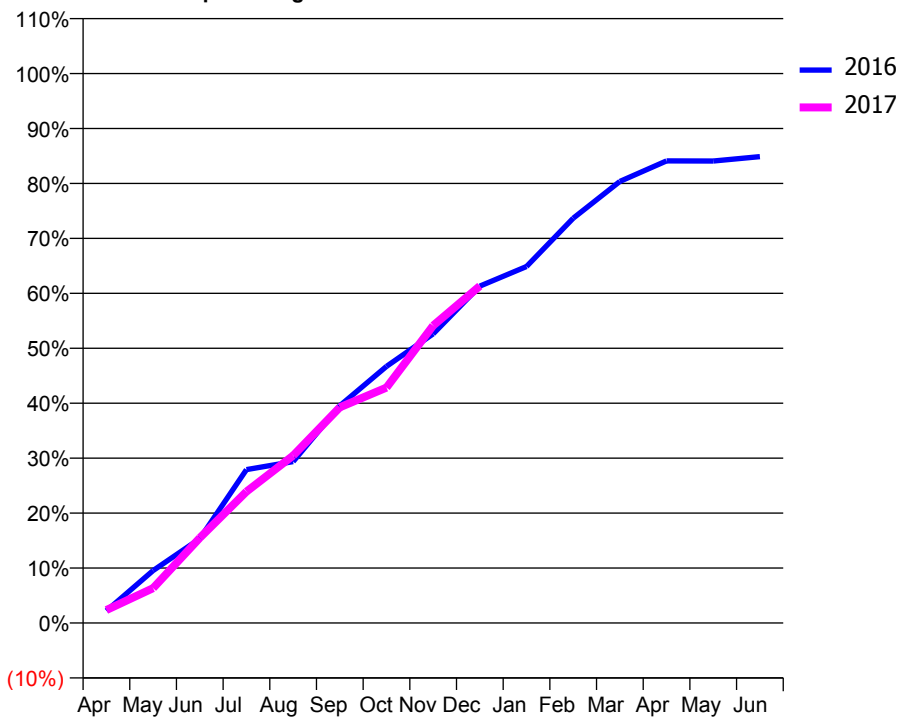
ACCESS*

Patients seen in 24 months	Total	Change since previous quarter
Quarter ending December 2015	3,298	
Quarter ending March 2016	3,218	↓
Quarter ending June 2016	3,160	↓
Quarter ending September 2016	3,130	→
Quarter ending December 2016	3,143	→
Variance since December 2015	(4.7%)	↓



ACTIVITY

Cumulative percentage of contracted UDA delivered 2016 & 2017



Month	Adjusted Scheduled Activity (UDA)	
	2016	2017
April	244	259
May	1,048	698
June	1,683	1,700
July	3,064	2,623
August	3,222	3,342
September	4,339	4,306
October	5,124	4,701
November	5,774	5,938
December	6,728	6,731
January	7,118	
February	8,083	
March	8,817	
April	9,228	
May	9,225	
June	9,312	

QUALITY

	Quantity	Base Number	Contract	AT	Region	England
% of FP17s for the same patient ID Re-attending within 3 months - Children	46	722	6.4%	10.3%	11.9%	12.4%
% of FP17s for the same patient ID Re-attending within 3 months - Adults	512	2,836	18.1%	15.1%	16.5%	16.6%
% of FP17s for the same patient ID Re-attending between 3 & 9 months - Children	473	722	65.5%	60.7%	60.2%	57.5%
% of FP17s for the same patient ID Re-attending between 3 & 9 months - Adults	1,696	2,836	59.8%	52.7%	52.0%	50.4%
% of FP17s for Band 1 Urgent Courses	173	3,311	5.2%	9.5%	9.5%	9.1%
% of FP17s Relating to Free Repair or Replacements	39	3,311	1.2%	0.7%	0.7%	0.8%
% of FP17s Relating to Continuations	167	3,311	5.0%	1.3%	1.2%	1.3%
% of Patients satisfied with the dentistry they have received	1	2	N/A	92.6%	92.9%	92.7%
% of Patients satisfied with the time they had to wait for an appointment	2	2	N/A	88.0%	88.8%	88.8%

* This is based on patients treated on this contract for their most recent course of treatment. Figures in italics indicate the base number of FP17s or Patient Questionnaire responses are less than 100. N/A is shown where the base number of responses is less than 10 during the period. % is calculated as Quantity/Base number*100

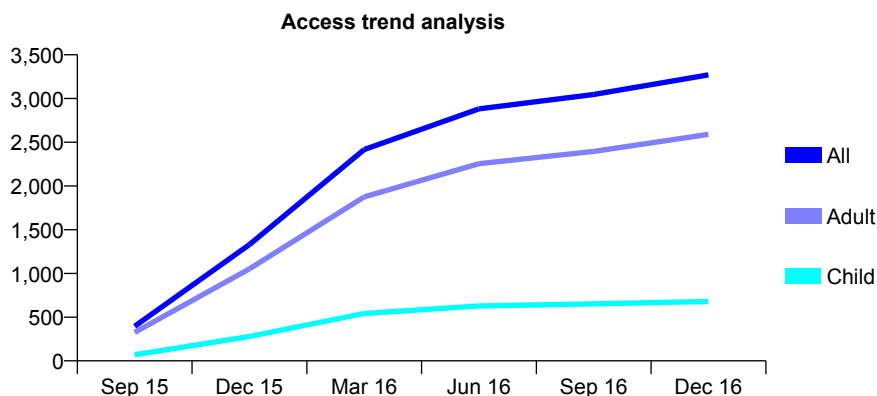
Q70 - Vital Signs At a Glance Contract Report for 139661/0001 - December 2016

Name or company name	Swapnil Krishnarao Shinde
Contract type name	GDS Contract
Purpose of contract	General
Contract start date	01/09/2015
Contract end date	

16/17 Contracted general activity (UDA)	9,544
Carry forward general activity (UDA)	23
16/17 Contracted orthodontic activity (UOA)	0
Carry forward orthodontic activity (UOA)	0
Baseline contract value	£214,755.73

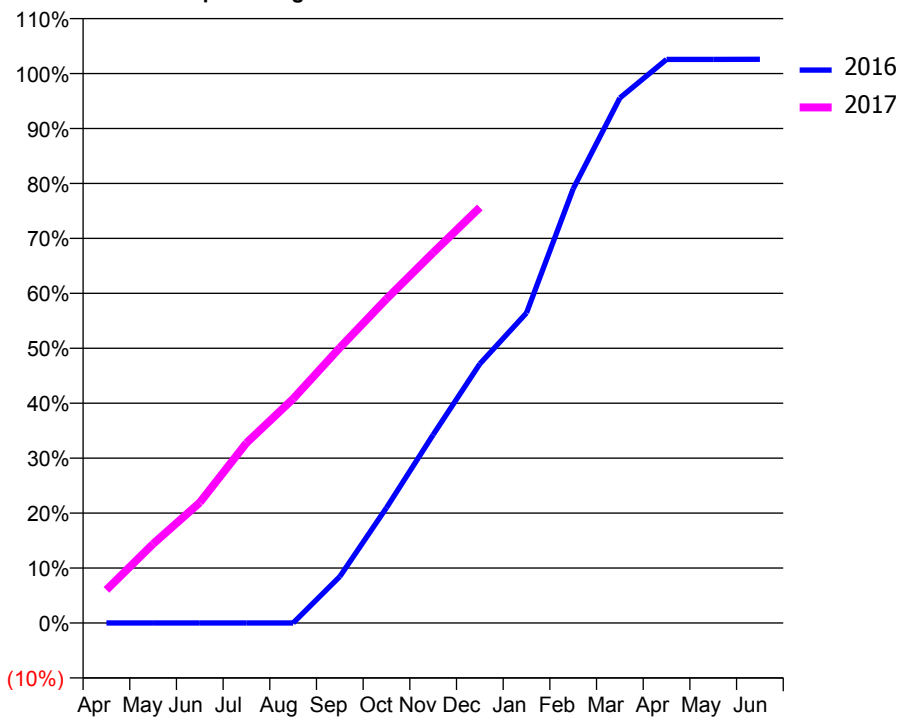
ACCESS*

Patients seen in 24 months	Total	Change since previous quarter
Quarter ending December 2015	1,329	
Quarter ending March 2016	2,417	↑
Quarter ending June 2016	2,882	↑
Quarter ending September 2016	3,047	↑
Quarter ending December 2016	3,271	↑
Variance since December 2015	146.1%	↑



ACTIVITY

Cumulative percentage of contracted UDA delivered 2016 & 2017



Month	Adjusted Scheduled Activity (UDA)	
	2016	2017
April	0	575
May	0	1,375
June	0	2,094
July	0	3,127
August	0	3,895
September	471	4,781
October	1,167	5,629
November	1,908	6,433
December	2,626	7,218
January	3,141	
February	4,400	
March	5,319	
April	5,710	
May	5,710	
June	5,711	

QUALITY

	Quantity	Base Number	Contract	AT	Region	England
% of FP17s for the same patient ID Re-attending within 3 months - Children	44	840	5.2%	10.3%	11.9%	12.4%
% of FP17s for the same patient ID Re-attending within 3 months - Adults	402	3,292	12.2%	15.1%	16.5%	16.6%
% of FP17s for the same patient ID Re-attending between 3 & 9 months - Children	507	840	60.4%	60.7%	60.2%	57.5%
% of FP17s for the same patient ID Re-attending between 3 & 9 months - Adults	1,972	3,292	59.9%	52.7%	52.0%	50.4%
% of FP17s for Band 1 Urgent Courses	230	3,757	6.1%	9.5%	9.5%	9.1%
% of FP17s Relating to Free Repair or Replacements	17	3,757	0.5%	0.7%	0.7%	0.8%
% of FP17s Relating to Continuations	28	3,757	0.7%	1.3%	1.2%	1.3%
% of Patients satisfied with the dentistry they have received	5	6	N/A	92.6%	92.9%	92.7%
% of Patients satisfied with the time they had to wait for an appointment	6	6	N/A	88.0%	88.8%	88.8%

* This is based on patients treated on this contract for their most recent course of treatment. Figures in italics indicate the base number of FP17s or Patient Questionnaire responses are less than 100. N/A is shown where the base number of responses is less than 10 during the period. % is calculated as Quantity/Base number*100

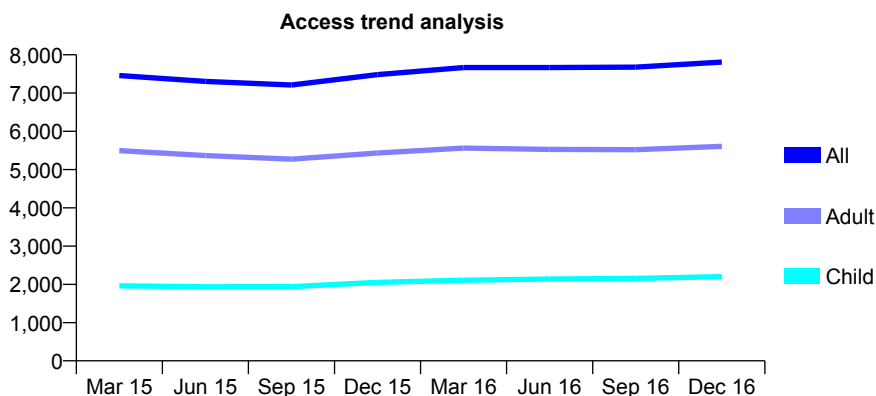
Q70 - Vital Signs At a Glance Contract Report for 141003/0001 - December 2016

Name or company name	Rensburg Pty Limited
Contract type name	GDS Contract
Purpose of contract	General
Contract start date	01/11/2010
Contract end date	

16/17 Contracted general activity (UDA)	18,000
Carry forward general activity (UDA)	0
16/17 Contracted orthodontic activity (UOA)	0
Carry forward orthodontic activity (UOA)	0
Baseline contract value	£425,770.83

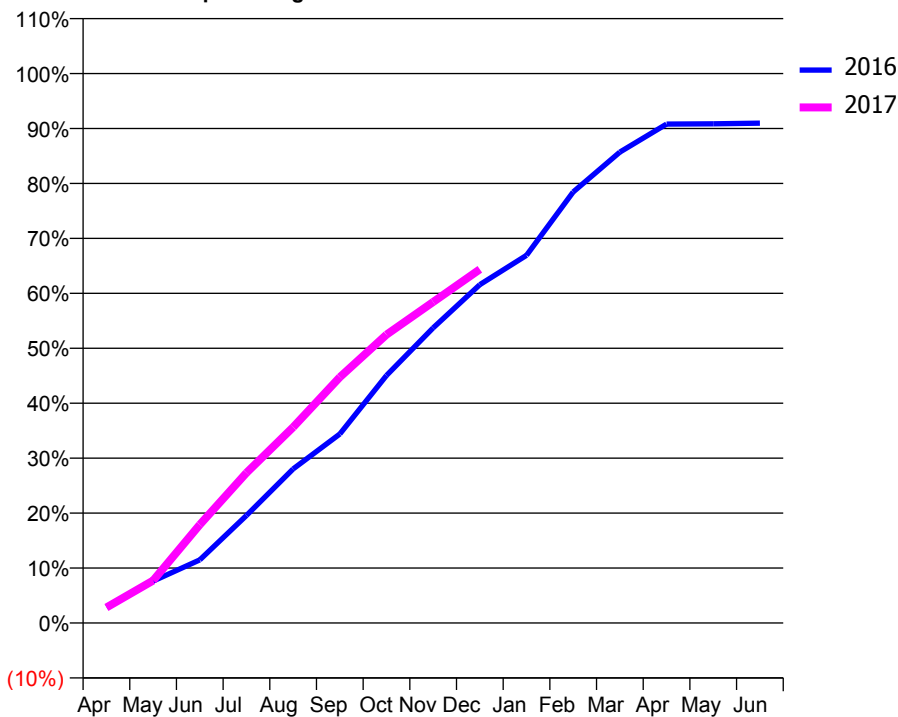
ACCESS*

Patients seen in 24 months	Total	Change since previous quarter
Quarter ending December 2015	7,483	
Quarter ending March 2016	7,668	↑
Quarter ending June 2016	7,667	→
Quarter ending September 2016	7,676	→
Quarter ending December 2016	7,809	→
Variance since December 2015	4.4%	↑



ACTIVITY

Cumulative percentage of contracted UDA delivered 2016 & 2017



Month	Adjusted Scheduled Activity (UDA)	
	2016	2017
April	530	509
May	1,374	1,392
June	2,066	3,223
July	3,524	4,920
August	5,047	6,416
September	6,192	8,053
October	8,109	9,446
November	9,670	10,518
December	11,084	11,587
January	12,046	
February	14,118	
March	15,425	
April	16,343	
May	16,352	
June	16,374	

QUALITY

	Quantity	Base Number	Contract	AT	Region	England
% of FP17s for the same patient ID Re-attending within 3 months - Children	115	2,096	5.5%	10.3%	11.9%	12.4%
% of FP17s for the same patient ID Re-attending within 3 months - Adults	690	4,693	14.7%	15.1%	16.5%	16.6%
% of FP17s for the same patient ID Re-attending between 3 & 9 months - Children	1,081	2,096	51.6%	60.7%	60.2%	57.5%
% of FP17s for the same patient ID Re-attending between 3 & 9 months - Adults	1,796	4,693	38.3%	52.7%	52.0%	50.4%
% of FP17s for Band 1 Urgent Courses	730	6,301	11.6%	9.5%	9.5%	9.1%
% of FP17s Relating to Free Repair or Replacements	21	6,301	0.3%	0.7%	0.7%	0.8%
% of FP17s Relating to Continuations	5	6,301	0.1%	1.3%	1.2%	1.3%
% of Patients satisfied with the dentistry they have received	11	13	84.6%	92.6%	92.9%	92.7%
% of Patients satisfied with the time they had to wait for an appointment	11	13	84.6%	88.0%	88.8%	88.8%

* This is based on patients treated on this contract for their most recent course of treatment. Figures in italics indicate the base number of FP17s or Patient Questionnaire responses are less than 100. N/A is shown where the base number of responses is less than 10 during the period. % is calculated as Quantity/Base number*100

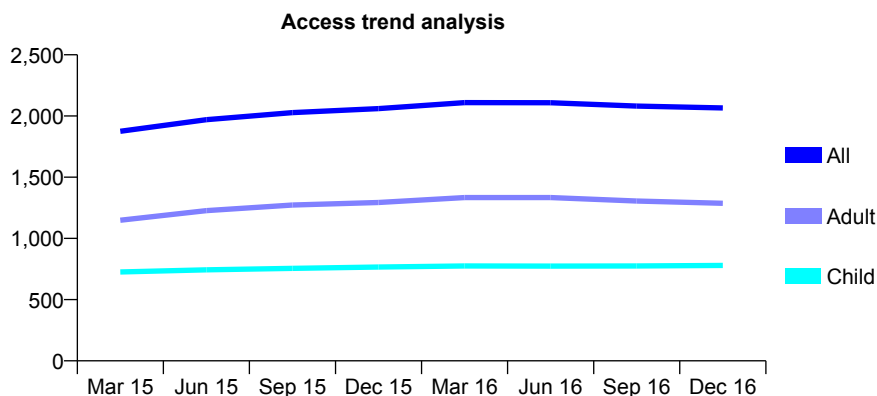
Q70 - Vital Signs At a Glance Contract Report for 144592/0001 - December 2016

Name or company name	Mr J.H.P. Van Der Merwe
Contract type name	GDS Contract
Purpose of contract	General
Contract start date	01/04/2014
Contract end date	

16/17 Contracted general activity (UDA)	6,197
Carry forward general activity (UDA)	170
16/17 Contracted orthodontic activity (UOA)	0
Carry forward orthodontic activity (UOA)	0
Baseline contract value	£137,065.29

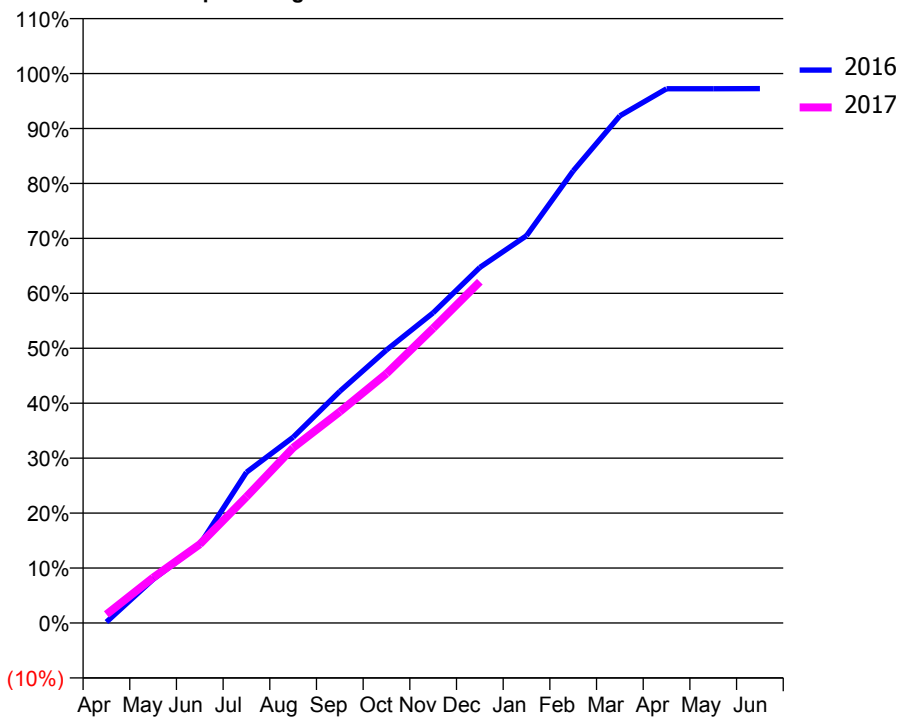
ACCESS*

Patients seen in 24 months	Total	Change since previous quarter
Quarter ending December 2015	2,060	
Quarter ending March 2016	2,109	↑
Quarter ending June 2016	2,108	→
Quarter ending September 2016	2,081	↓
Quarter ending December 2016	2,066	→
Variance since December 2015	0.3%	→



ACTIVITY

Cumulative percentage of contracted UDA delivered 2016 & 2017



Month	Adjusted Scheduled Activity (UDA)	
	2016	2017
April	12	96
May	492	511
June	885	888
July	1,699	1,423
August	2,096	1,977
September	2,613	2,383
October	3,079	2,813
November	3,499	3,325
December	4,009	3,849
January	4,368	
February	5,098	
March	5,720	
April	6,026	
May	6,026	
June	6,027	

QUALITY

	Quantity	Base Number	Contract	AT	Region	England
% of FP17s for the same patient ID Re-attending within 3 months - Children	41	983	4.2%	10.3%	11.9%	12.4%
% of FP17s for the same patient ID Re-attending within 3 months - Adults	174	1,457	11.9%	15.1%	16.5%	16.6%
% of FP17s for the same patient ID Re-attending between 3 & 9 months - Children	686	983	69.8%	60.7%	60.2%	57.5%
% of FP17s for the same patient ID Re-attending between 3 & 9 months - Adults	974	1,457	66.8%	52.7%	52.0%	50.4%
% of FP17s for Band 1 Urgent Courses	101	2,301	4.4%	9.5%	9.5%	9.1%
% of FP17s Relating to Free Repair or Replacements	8	2,301	0.3%	0.7%	0.7%	0.8%
% of FP17s Relating to Continuations	7	2,301	0.3%	1.3%	1.2%	1.3%
% of Patients satisfied with the dentistry they have received	3	3	N/A	92.6%	92.9%	92.7%
% of Patients satisfied with the time they had to wait for an appointment	3	3	N/A	88.0%	88.8%	88.8%

* This is based on patients treated on this contract for their most recent course of treatment. Figures in italics indicate the base number of FP17s or Patient Questionnaire responses are less than 100. N/A is shown where the base number of responses is less than 10 during the period. % is calculated as Quantity/Base number*100

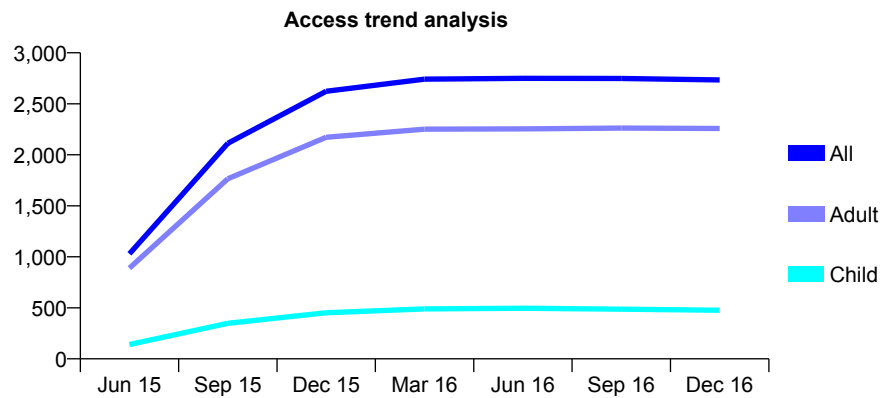
Q70 - Vital Signs At a Glance Contract Report for 145068/0001 - December 2016

Name or company name	Island Dental Care
Contract type name	GDS Contract
Purpose of contract	General
Contract start date	01/04/2015
Contract end date	

16/17 Contracted general activity (UDA)	10,138
Carry forward general activity (UDA)	0
16/17 Contracted orthodontic activity (UOA)	0
Carry forward orthodontic activity (UOA)	0
Baseline contract value	£225,617.33

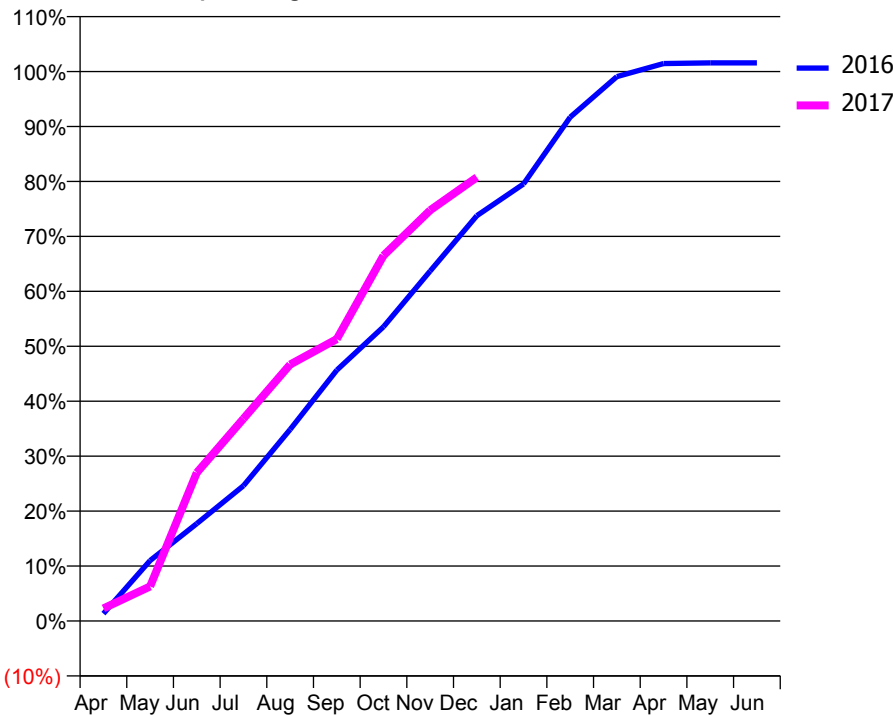
ACCESS*

Patients seen in 24 months	Total	Change since previous quarter
Quarter ending December 2015	2,623	
Quarter ending March 2016	2,742	↑
Quarter ending June 2016	2,750	→
Quarter ending September 2016	2,749	→
Quarter ending December 2016	2,734	→
Variance since December 2015	4.2%	↑



ACTIVITY

Cumulative percentage of contracted UDA delivered 2016 & 2017



Month	Adjusted Scheduled Activity (UDA)	
	2016	2017
April	137	232
May	1,115	640
June	1,796	2,737
July	2,495	3,734
August	3,535	4,733
September	4,629	5,202
October	5,429	6,743
November	6,456	7,578
December	7,479	8,186
January	8,063	
February	9,295	
March	10,044	
April	10,286	
May	10,298	
June	10,298	

QUALITY

	Quantity	Base Number	Contract	AT	Region	England
% of FP17s for the same patient ID Re-attending within 3 months - Children	25	531	4.7%	10.3%	11.9%	12.4%
% of FP17s for the same patient ID Re-attending within 3 months - Adults	344	2,734	12.6%	15.1%	16.5%	16.6%
% of FP17s for the same patient ID Re-attending between 3 & 9 months - Children	371	531	69.9%	60.7%	60.2%	57.5%
% of FP17s for the same patient ID Re-attending between 3 & 9 months - Adults	1,870	2,734	68.4%	52.7%	52.0%	50.4%
% of FP17s for Band 1 Urgent Courses	72	3,173	2.3%	9.5%	9.5%	9.1%
% of FP17s Relating to Free Repair or Replacements	54	3,173	1.7%	0.7%	0.7%	0.8%
% of FP17s Relating to Continuations	23	3,173	0.7%	1.3%	1.2%	1.3%
% of Patients satisfied with the dentistry they have received	4	4	N/A	92.6%	92.9%	92.7%
% of Patients satisfied with the time they had to wait for an appointment	4	4	N/A	88.0%	88.8%	88.8%

* This is based on patients treated on this contract for their most recent course of treatment. Figures in italics indicate the base number of FP17s or Patient Questionnaire responses are less than 100. N/A is shown where the base number of responses is less than 10 during the period. % is calculated as Quantity/Base number*100

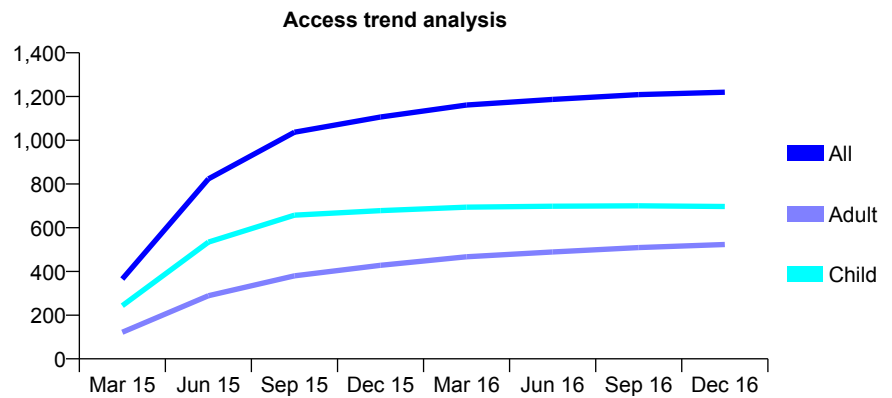
Q70 - Vital Signs At a Glance Contract Report for 145122/0001 - December 2016

Name or company name	Stubbington Avenue Dental Practice
Contract type name	GDS Contract
Purpose of contract	General
Contract start date	01/01/2015
Contract end date	

16/17 Contracted general activity (UDA)	2,990
Carry forward general activity (UDA)	87
16/17 Contracted orthodontic activity (UOA)	0
Carry forward orthodontic activity (UOA)	0
Baseline contract value	£66,330.41

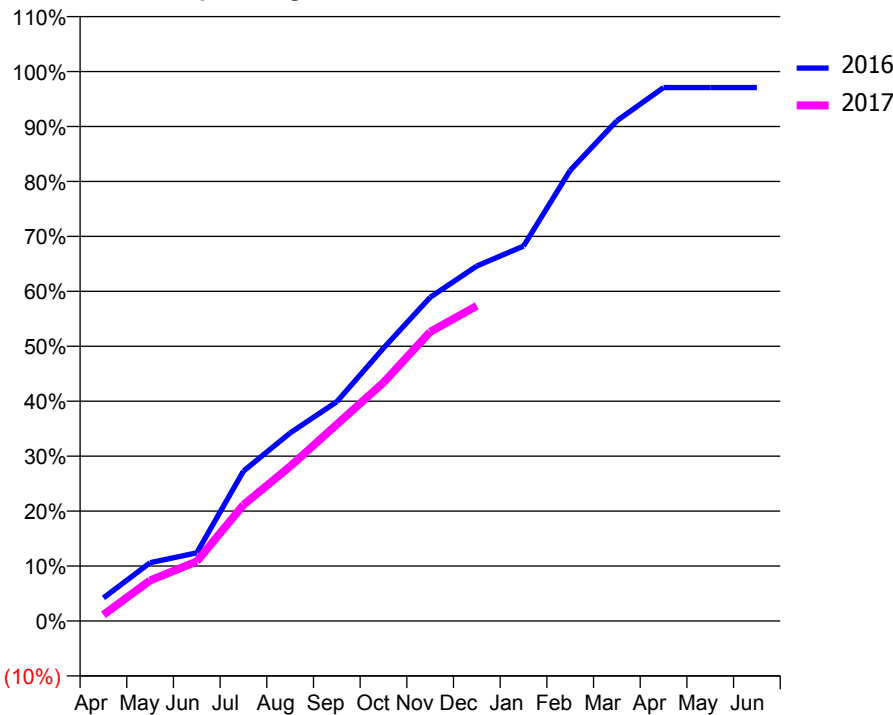
ACCESS*

Patients seen in 24 months	Total	Change since previous quarter
Quarter ending December 2015	1,106	
Quarter ending March 2016	1,161	↑
Quarter ending June 2016	1,187	↑
Quarter ending September 2016	1,209	→
Quarter ending December 2016	1,220	→
Variance since December 2015	10.3%	↑



ACTIVITY

Cumulative percentage of contracted UDA delivered 2016 & 2017



Month	Adjusted Scheduled Activity (UDA)	
	2016	2017
April	126	34
May	318	221
June	371	324
July	816	632
August	1,023	842
September	1,193	1,070
October	1,485	1,298
November	1,761	1,573
December	1,932	1,715
January	2,040	
February	2,452	
March	2,722	
April	2,903	
May	2,903	
June	2,903	

QUALITY

	Quantity	Base Number	Contract	AT	Region	England
% of FP17s for the same patient ID Re-attending within 3 months - Children	34	902	3.8%	10.3%	11.9%	12.4%
% of FP17s for the same patient ID Re-attending within 3 months - Adults	46	504	9.1%	15.1%	16.5%	16.6%
% of FP17s for the same patient ID Re-attending between 3 & 9 months - Children	680	902	75.4%	60.7%	60.2%	57.5%
% of FP17s for the same patient ID Re-attending between 3 & 9 months - Adults	350	504	69.4%	52.7%	52.0%	50.4%
% of FP17s for Band 1 Urgent Courses	50	1,305	3.8%	9.5%	9.5%	9.1%
% of FP17s Relating to Free Repair or Replacements	1	1,305	0.1%	0.7%	0.7%	0.8%
% of FP17s Relating to Continuations	0	1,305	0.0%	1.3%	1.2%	1.3%
% of Patients satisfied with the dentistry they have received	0	0	N/A	92.6%	92.9%	92.7%
% of Patients satisfied with the time they had to wait for an appointment	0	0	N/A	88.0%	88.8%	88.8%

* This is based on patients treated on this contract for their most recent course of treatment. Figures in italics indicate the base number of FP17s or Patient Questionnaire responses are less than 100. N/A is shown where the base number of responses is less than 10 during the period. % is calculated as Quantity/Base number*100

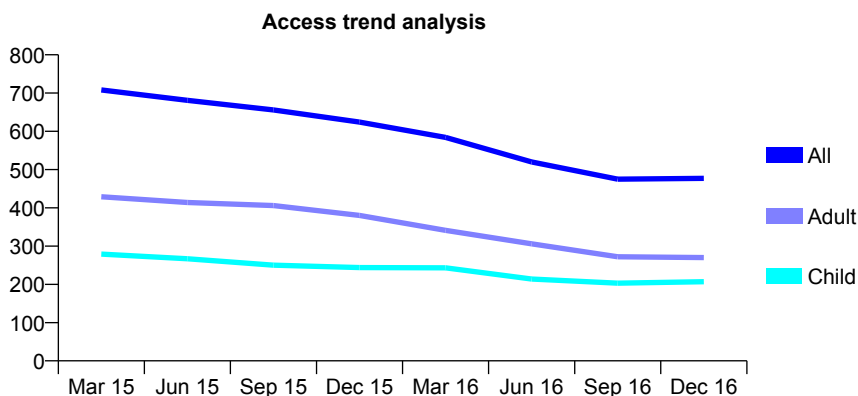
Q70 - Vital Signs At a Glance Contract Report for 145785/0001 - December 2016

Name or company name	The Anchorage Practice Limited
Contract type name	GDS Contract
Purpose of contract	General
Contract start date	01/09/2008
Contract end date	

16/17 Contracted general activity (UDA)	1,850
Carry forward general activity (UDA)	0
16/17 Contracted orthodontic activity (UOA)	0
Carry forward orthodontic activity (UOA)	0
Baseline contract value	£42,118.69

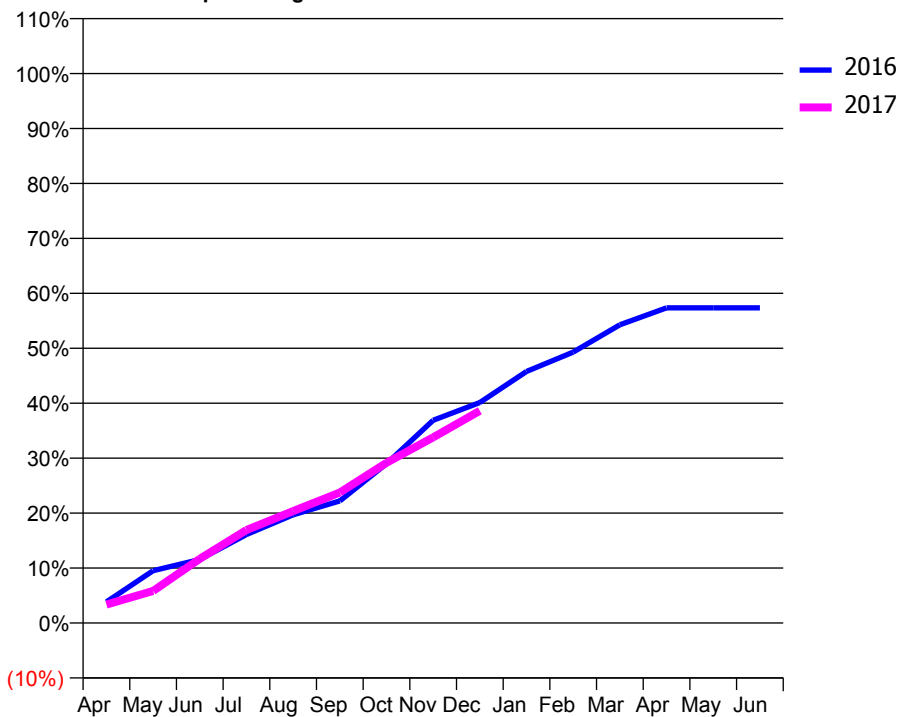
ACCESS*

Patients seen in 24 months	Total	Change since previous quarter
Quarter ending December 2015	624	
Quarter ending March 2016	584	↓
Quarter ending June 2016	520	↓
Quarter ending September 2016	475	↓
Quarter ending December 2016	477	→
Variance since December 2015	(23.6%)	↓



ACTIVITY

Cumulative percentage of contracted UDA delivered 2016 & 2017



Month	Adjusted Scheduled Activity (UDA)	
	2016	2017
April	71	62
May	176	108
June	214	216
July	298	313
August	364	377
September	411	439
October	536	539
November	683	625
December	742	714
January	847	
February	912	
March	1,004	
April	1,061	
May	1,061	
June	1,061	

QUALITY

	Quantity	Base Number	Contract	AT	Region	England
% of FP17s for the same patient ID Re-attending within 3 months - Children	31	237	13.1%	10.3%	11.9%	12.4%
% of FP17s for the same patient ID Re-attending within 3 months - Adults	28	166	16.9%	15.1%	16.5%	16.6%
% of FP17s for the same patient ID Re-attending between 3 & 9 months - Children	148	237	62.4%	60.7%	60.2%	57.5%
% of FP17s for the same patient ID Re-attending between 3 & 9 months - Adults	98	166	59.0%	52.7%	52.0%	50.4%
% of FP17s for Band 1 Urgent Courses	2	377	0.5%	9.5%	9.5%	9.1%
% of FP17s Relating to Free Repair or Replacements	0	377	0.0%	0.7%	0.7%	0.8%
% of FP17s Relating to Continuations	0	377	0.0%	1.3%	1.2%	1.3%
% of Patients satisfied with the dentistry they have received	1	1	N/A	92.6%	92.9%	92.7%
% of Patients satisfied with the time they had to wait for an appointment	1	1	N/A	88.0%	88.8%	88.8%

* This is based on patients treated on this contract for their most recent course of treatment. Figures in italics indicate the base number of FP17s or Patient Questionnaire responses are less than 100. N/A is shown where the base number of responses is less than 10 during the period. % is calculated as Quantity/Base number*100

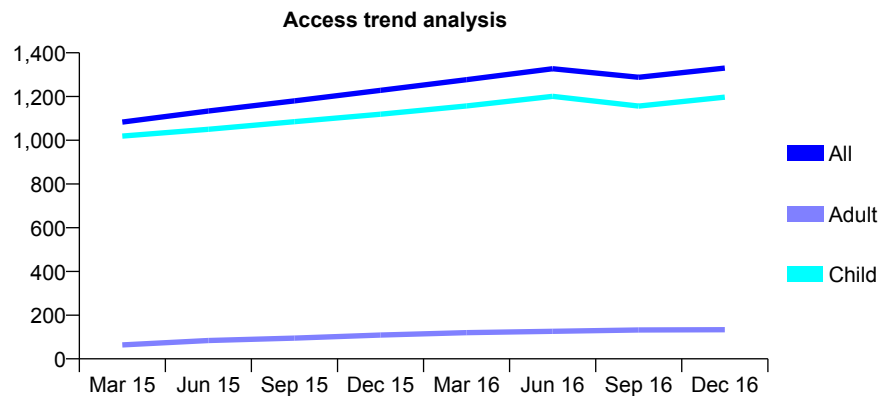
Q70 - Vital Signs At a Glance Contract Report for 146005/0001 - December 2016

Name or company name	Mr T F Visser
Contract type name	GDS Contract
Purpose of contract	General
Contract start date	02/06/2014
Contract end date	

16/17 Contracted general activity (UDA)	2,910
Carry forward general activity (UDA)	43
16/17 Contracted orthodontic activity (UOA)	0
Carry forward orthodontic activity (UOA)	0
Baseline contract value	£62,915.45

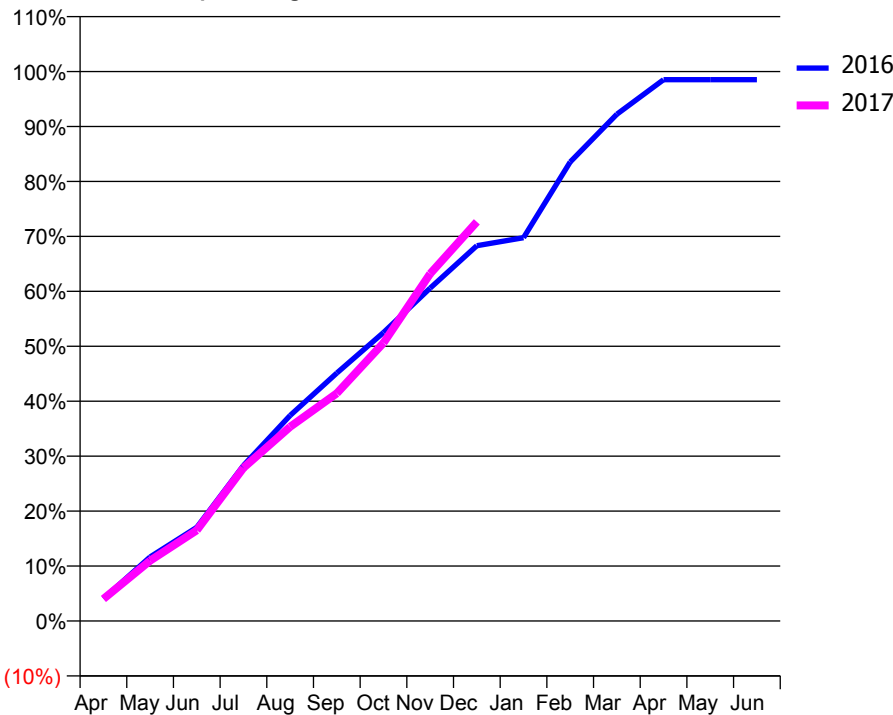
ACCESS*

Patients seen in 24 months	Total	Change since previous quarter
Quarter ending December 2015	1,228	
Quarter ending March 2016	1,277	↑
Quarter ending June 2016	1,327	↑
Quarter ending September 2016	1,288	↓
Quarter ending December 2016	1,330	↑
Variance since December 2015	8.3%	↑



ACTIVITY

Cumulative percentage of contracted UDA delivered 2016 & 2017



Month	Adjusted Scheduled Activity (UDA)	
	2016	2017
April	119	117
May	339	319
June	496	481
July	824	811
August	1,089	1,028
September	1,313	1,206
October	1,528	1,473
November	1,763	1,839
December	1,987	2,114
January	2,030	
February	2,431	
March	2,684	
April	2,867	
May	2,867	
June	2,867	

QUALITY

	Quantity	Base Number	Contract	AT	Region	England
% of FP17s for the same patient ID Re-attending within 3 months - Children	102	1,613	6.3%	10.3%	11.9%	12.4%
% of FP17s for the same patient ID Re-attending within 3 months - Adults	4	54	7.4%	15.1%	16.5%	16.6%
% of FP17s for the same patient ID Re-attending between 3 & 9 months - Children	1,104	1,613	68.4%	60.7%	60.2%	57.5%
% of FP17s for the same patient ID Re-attending between 3 & 9 months - Adults	38	54	70.4%	52.7%	52.0%	50.4%
% of FP17s for Band 1 Urgent Courses	55	1,531	3.6%	9.5%	9.5%	9.1%
% of FP17s Relating to Free Repair or Replacements	0	1,531	0.0%	0.7%	0.7%	0.8%
% of FP17s Relating to Continuations	12	1,531	0.8%	1.3%	1.2%	1.3%
% of Patients satisfied with the dentistry they have received	1	1	N/A	92.6%	92.9%	92.7%
% of Patients satisfied with the time they had to wait for an appointment	1	1	N/A	88.0%	88.8%	88.8%

* This is based on patients treated on this contract for their most recent course of treatment. Figures in italics indicate the base number of FP17s or Patient Questionnaire responses are less than 100. N/A is shown where the base number of responses is less than 10 during the period. % is calculated as Quantity/Base number*100

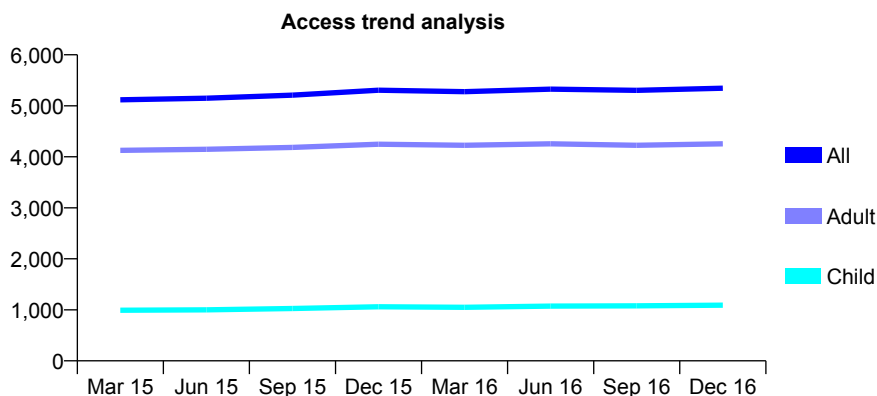
Q70 - Vital Signs At a Glance Contract Report for 146447/0001 - December 2016

Name or company name	Dentapol Ltd
Contract type name	GDS Contract
Purpose of contract	General
Contract start date	01/11/2006
Contract end date	

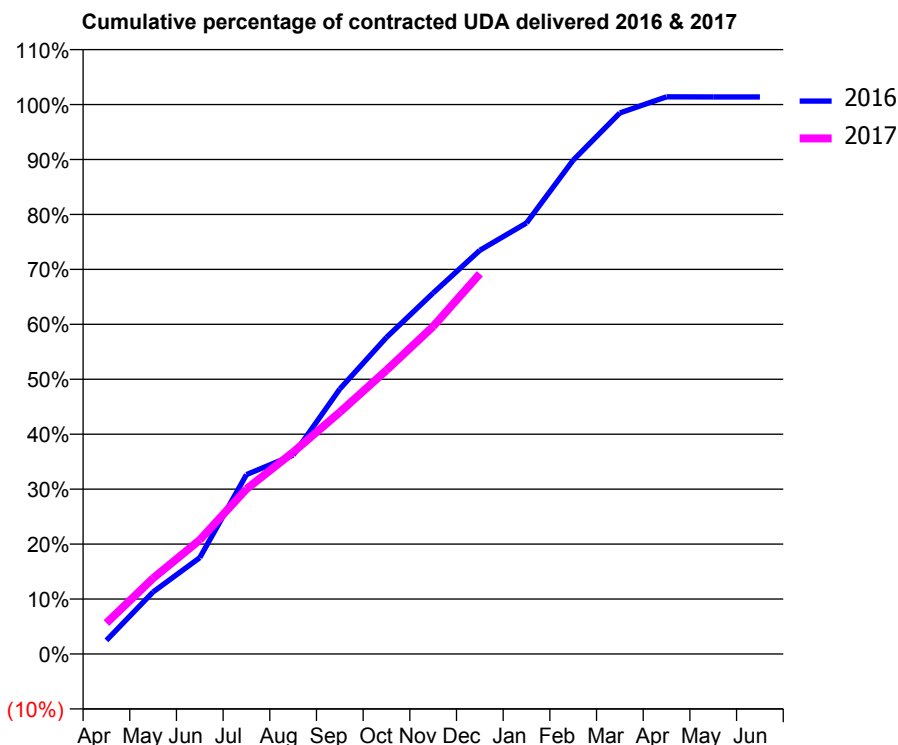
16/17 Contracted general activity (UDA)	16,000
Carry forward general activity (UDA)	-218
16/17 Contracted orthodontic activity (UOA)	0
Carry forward orthodontic activity (UOA)	0
Baseline contract value	£454,904.88

ACCESS*

Patients seen in 24 months	Total	Change since previous quarter
Quarter ending December 2015	5,307	
Quarter ending March 2016	5,276	→
Quarter ending June 2016	5,327	→
Quarter ending September 2016	5,304	→
Quarter ending December 2016	5,345	→
Variance since December 2015	0.7%	→



ACTIVITY



Month	Adjusted Scheduled Activity (UDA)	
	2016	2017
April	399	901
May	1,806	2,208
June	2,804	3,320
July	5,225	4,805
August	5,790	5,875
September	7,715	7,041
October	9,218	8,263
November	10,512	9,537
December	11,757	11,072
January	12,552	
February	14,380	
March	15,755	
April	16,224	
May	16,218	
June	16,218	

QUALITY

	Quantity	Base Number	Contract	AT	Region	England
% of FP17s for the same patient ID Re-attending within 3 months - Children	69	1,182	5.8%	10.3%	11.9%	12.4%
% of FP17s for the same patient ID Re-attending within 3 months - Adults	659	4,676	14.1%	15.1%	16.5%	16.6%
% of FP17s for the same patient ID Re-attending between 3 & 9 months - Children	789	1,182	66.8%	60.7%	60.2%	57.5%
% of FP17s for the same patient ID Re-attending between 3 & 9 months - Adults	3,001	4,676	64.2%	52.7%	52.0%	50.4%
% of FP17s for Band 1 Urgent Courses	418	5,635	7.4%	9.5%	9.5%	9.1%
% of FP17s Relating to Free Repair or Replacements	100	5,635	1.8%	0.7%	0.7%	0.8%
% of FP17s Relating to Continuations	70	5,635	1.2%	1.3%	1.2%	1.3%
% of Patients satisfied with the dentistry they have received	5	6	N/A	92.6%	92.9%	92.7%
% of Patients satisfied with the time they had to wait for an appointment	5	6	N/A	88.0%	88.8%	88.8%

* This is based on patients treated on this contract for their most recent course of treatment. Figures in italics indicate the base number of FP17s or Patient Questionnaire responses are less than 100. N/A is shown where the base number of responses is less than 10 during the period. % is calculated as Quantity/Base number*100

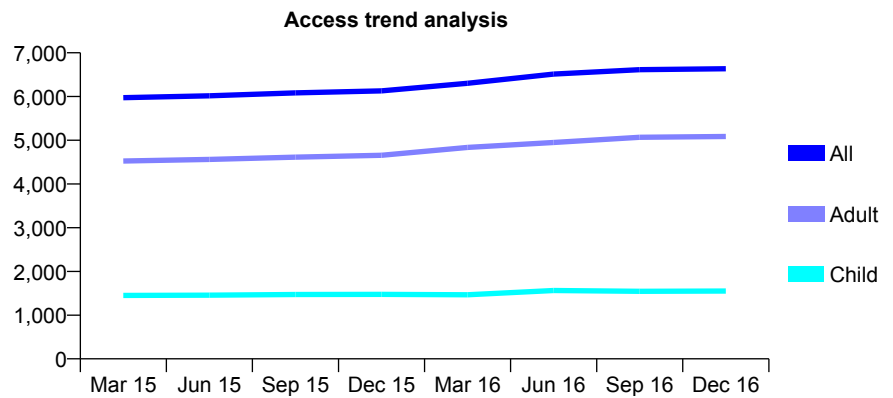
Q70 - Vital Signs At a Glance Contract Report for 146447/0002 - December 2016

Name or company name	Dentapol Ltd
Contract type name	GDS Contract
Purpose of contract	General
Contract start date	01/01/2007
Contract end date	

16/17 Contracted general activity (UDA)	24,000
Carry forward general activity (UDA)	-238
16/17 Contracted orthodontic activity (UOA)	0
Carry forward orthodontic activity (UOA)	0
Baseline contract value	£583,326.10

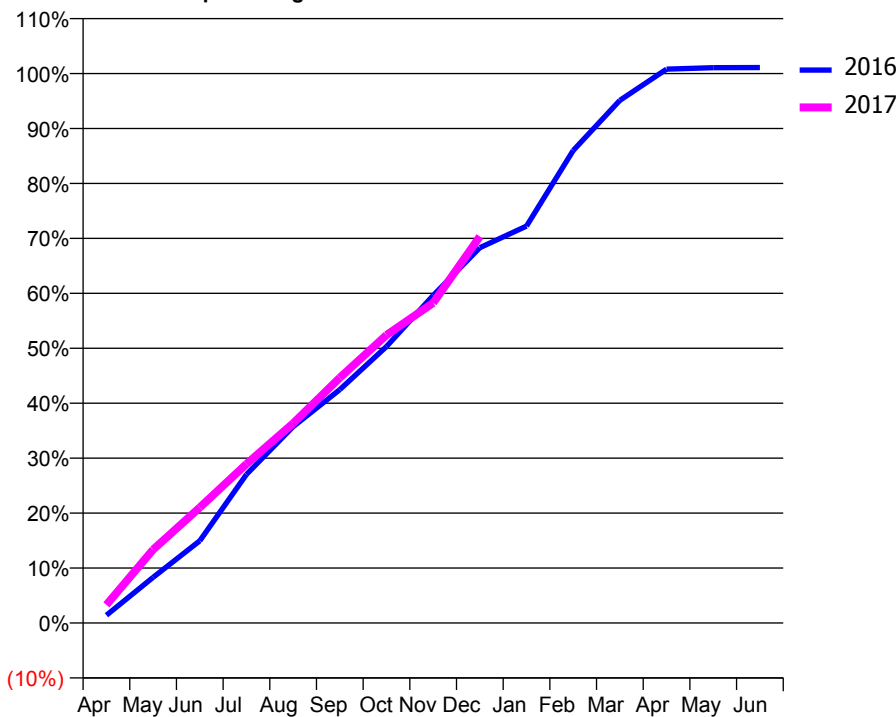
ACCESS*

Patients seen in 24 months	Total	Change since previous quarter
Quarter ending December 2015	6,130	
Quarter ending March 2016	6,303	↑
Quarter ending June 2016	6,512	↑
Quarter ending September 2016	6,613	→
Quarter ending December 2016	6,635	→
Variance since December 2015	8.2%	↑



ACTIVITY

Cumulative percentage of contracted UDA delivered 2016 & 2017



Month	Adjusted Scheduled Activity (UDA)	
	2016	2017
April	308	795
May	1,809	3,207
June	3,256	5,046
July	5,883	6,944
August	7,772	8,721
September	9,239	10,715
October	10,944	12,577
November	12,965	13,980
December	14,857	16,883
January	15,710	
February	18,701	
March	20,685	
April	21,922	
May	21,979	
June	21,988	

QUALITY

	Quantity	Base Number	Contract	AT	Region	England
% of FP17s for the same patient ID Re-attending within 3 months - Children	192	1,792	10.7%	10.3%	11.9%	12.4%
% of FP17s for the same patient ID Re-attending within 3 months - Adults	1,108	5,504	20.1%	15.1%	16.5%	16.6%
% of FP17s for the same patient ID Re-attending between 3 & 9 months - Children	1,005	1,792	56.1%	60.7%	60.2%	57.5%
% of FP17s for the same patient ID Re-attending between 3 & 9 months - Adults	2,723	5,504	49.5%	52.7%	52.0%	50.4%
% of FP17s for Band 1 Urgent Courses	1,002	6,747	14.9%	9.5%	9.5%	9.1%
% of FP17s Relating to Free Repair or Replacements	50	6,747	0.7%	0.7%	0.7%	0.8%
% of FP17s Relating to Continuations	84	6,747	1.2%	1.3%	1.2%	1.3%
% of Patients satisfied with the dentistry they have received	4	5	N/A	92.6%	92.9%	92.7%
% of Patients satisfied with the time they had to wait for an appointment	4	5	N/A	88.0%	88.8%	88.8%

* This is based on patients treated on this contract for their most recent course of treatment. Figures in italics indicate the base number of FP17s or Patient Questionnaire responses are less than 100. N/A is shown where the base number of responses is less than 10 during the period. % is calculated as Quantity/Base number*100

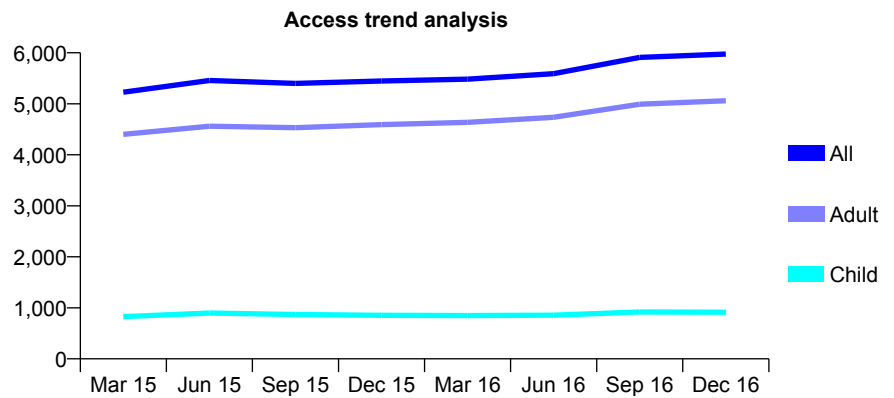
Q70 - Vital Signs At a Glance Contract Report for 146447/0003 - December 2016

Name or company name	Dentapol Ltd
Contract type name	GDS Contract
Purpose of contract	General
Contract start date	01/01/2007
Contract end date	

16/17 Contracted general activity (UDA)	19,806
Carry forward general activity (UDA)	-145
16/17 Contracted orthodontic activity (UOA)	0
Carry forward orthodontic activity (UOA)	0
Baseline contract value	£534,779.84

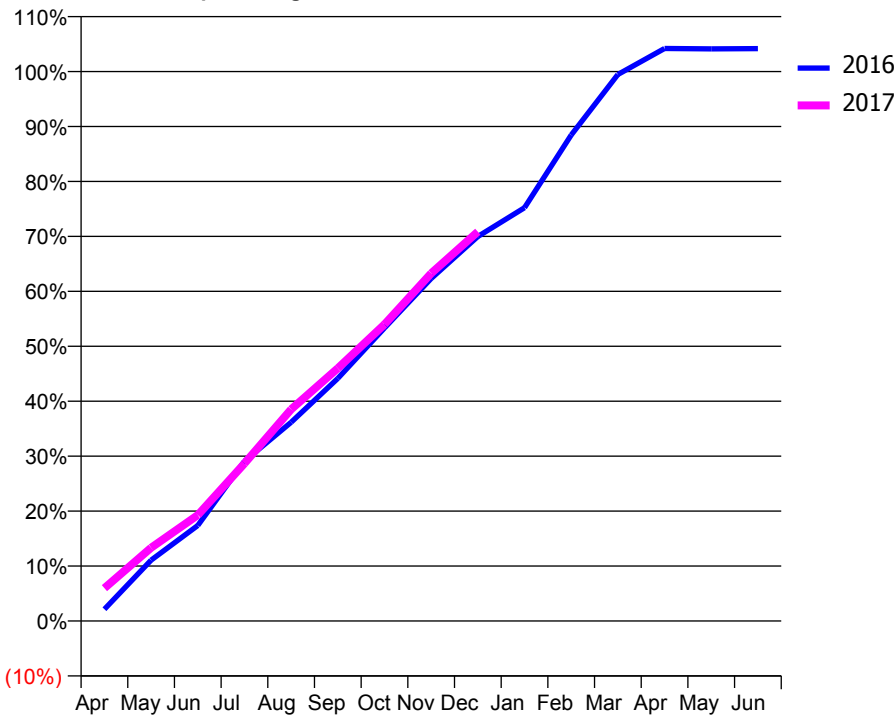
ACCESS*

Patients seen in 24 months	Total	Change since previous quarter
Quarter ending December 2015	5,447	
Quarter ending March 2016	5,484	→
Quarter ending June 2016	5,592	→
Quarter ending September 2016	5,911	↑
Quarter ending December 2016	5,974	→
Variance since December 2015	9.7%	↑



ACTIVITY

Cumulative percentage of contracted UDA delivered 2016 & 2017



Month	Adjusted Scheduled Activity (UDA)	
	2016	2017
April	367	1,185
May	1,885	2,643
June	2,956	3,818
July	4,944	5,679
August	6,148	7,628
September	7,504	9,111
October	9,061	10,693
November	10,591	12,532
December	11,890	14,030
January	12,782	
February	15,029	
March	16,904	
April	17,705	
May	17,694	
June	17,701	

QUALITY

	Quantity	Base Number	Contract	AT	Region	England
% of FP17s for the same patient ID Re-attending within 3 months - Children	66	1,125	5.9%	10.3%	11.9%	12.4%
% of FP17s for the same patient ID Re-attending within 3 months - Adults	616	5,968	10.3%	15.1%	16.5%	16.6%
% of FP17s for the same patient ID Re-attending between 3 & 9 months - Children	542	1,125	48.2%	60.7%	60.2%	57.5%
% of FP17s for the same patient ID Re-attending between 3 & 9 months - Adults	3,272	5,968	54.8%	52.7%	52.0%	50.4%
% of FP17s for Band 1 Urgent Courses	960	6,752	14.2%	9.5%	9.5%	9.1%
% of FP17s Relating to Free Repair or Replacements	70	6,752	1.0%	0.7%	0.7%	0.8%
% of FP17s Relating to Continuations	52	6,752	0.8%	1.3%	1.2%	1.3%
% of Patients satisfied with the dentistry they have received	10	10	100.0%	92.6%	92.9%	92.7%
% of Patients satisfied with the time they had to wait for an appointment	9	10	90.0%	88.0%	88.8%	88.8%

* This is based on patients treated on this contract for their most recent course of treatment. Figures in italics indicate the base number of FP17s or Patient Questionnaire responses are less than 100. N/A is shown where the base number of responses is less than 10 during the period. % is calculated as Quantity/Base number*100

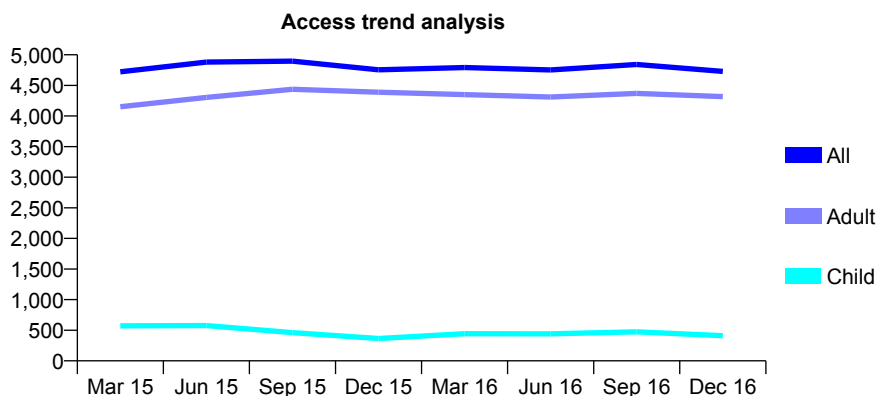
Q70 - Vital Signs At a Glance Contract Report for 146447/0004 - December 2016

Name or company name	Dentapol Ltd
Contract type name	GDS Contract
Purpose of contract	General
Contract start date	01/01/2007
Contract end date	

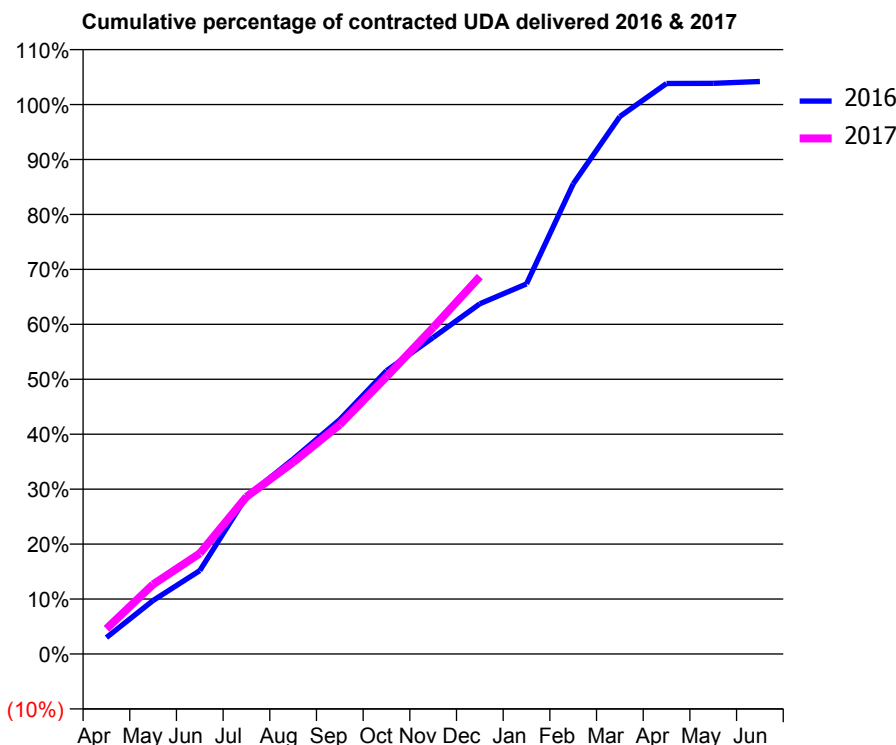
16/17 Contracted general activity (UDA)	18,910
Carry forward general activity (UDA)	-112
16/17 Contracted orthodontic activity (UOA)	0
Carry forward orthodontic activity (UOA)	0
Baseline contract value	£530,719.01

ACCESS*

Patients seen in 24 months	Total	Change since previous quarter
Quarter ending December 2015	4,755	
Quarter ending March 2016	4,792	→
Quarter ending June 2016	4,753	→
Quarter ending September 2016	4,843	→
Quarter ending December 2016	4,728	↓
Variance since December 2015	(0.6%)	→



ACTIVITY



Month	Adjusted Scheduled Activity (UDA)	
	2016	2017
April	481	870
May	1,568	2,399
June	2,443	3,464
July	4,612	5,412
August	5,707	6,599
September	6,869	7,896
October	8,301	9,541
November	9,271	11,235
December	10,259	12,990
January	10,844	
February	13,773	
March	15,743	
April	16,712	
May	16,716	
June	16,772	

QUALITY

	Quantity	Base Number	Contract	AT	Region	England
% of FP17s for the same patient ID Re-attending within 3 months - Children	38	543	7.0%	10.3%	11.9%	12.4%
% of FP17s for the same patient ID Re-attending within 3 months - Adults	1,018	5,362	19.0%	15.1%	16.5%	16.6%
% of FP17s for the same patient ID Re-attending between 3 & 9 months - Children	131	543	24.1%	60.7%	60.2%	57.5%
% of FP17s for the same patient ID Re-attending between 3 & 9 months - Adults	2,868	5,362	53.5%	52.7%	52.0%	50.4%
% of FP17s for Band 1 Urgent Courses	727	5,504	13.2%	9.5%	9.5%	9.1%
% of FP17s Relating to Free Repair or Replacements	78	5,504	1.4%	0.7%	0.7%	0.8%
% of FP17s Relating to Continuations	73	5,504	1.3%	1.3%	1.2%	1.3%
% of Patients satisfied with the dentistry they have received	12	14	85.7%	92.6%	92.9%	92.7%
% of Patients satisfied with the time they had to wait for an appointment	13	14	92.9%	88.0%	88.8%	88.8%

* This is based on patients treated on this contract for their most recent course of treatment. Figures in italics indicate the base number of FP17s or Patient Questionnaire responses are less than 100. N/A is shown where the base number of responses is less than 10 during the period. % is calculated as Quantity/Base number*100

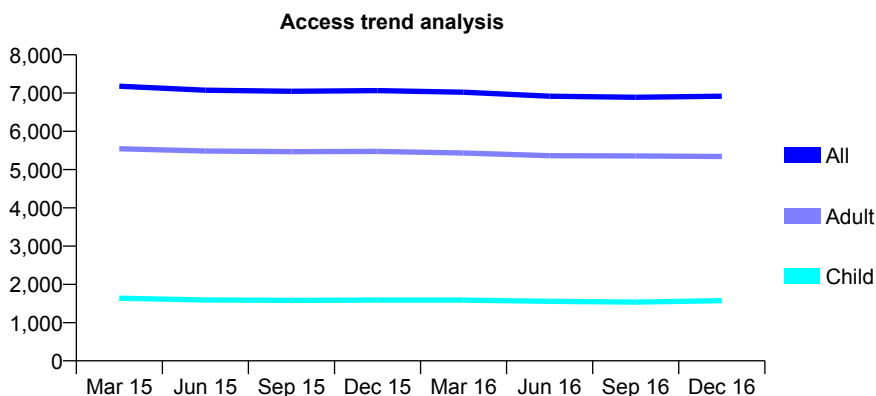
Q70 - Vital Signs At a Glance Contract Report for 146447/0005 - December 2016

Name or company name	Dentapol Ltd
Contract type name	GDS Contract
Purpose of contract	General
Contract start date	01/01/2009
Contract end date	

16/17 Contracted general activity (UDA)	21,000
Carry forward general activity (UDA)	0
16/17 Contracted orthodontic activity (UOA)	0
Carry forward orthodontic activity (UOA)	0
Baseline contract value	£451,391.91

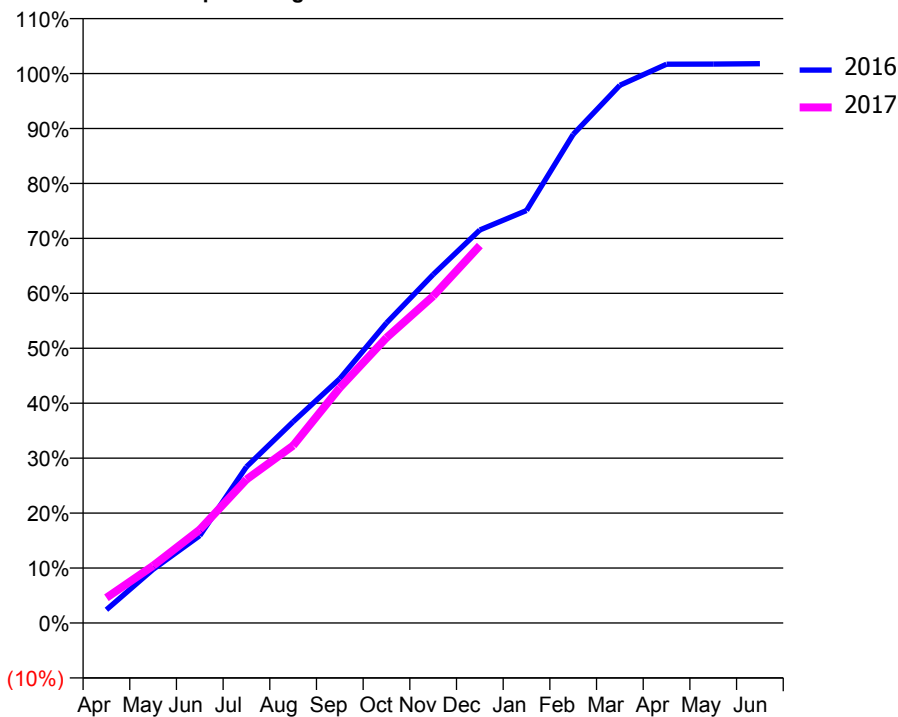
ACCESS*

Patients seen in 24 months	Total	Change since previous quarter
Quarter ending December 2015	7,064	
Quarter ending March 2016	7,021	→
Quarter ending June 2016	6,919	↓
Quarter ending September 2016	6,890	→
Quarter ending December 2016	6,916	→
Variance since December 2015	(2.1%)	↓



ACTIVITY

Cumulative percentage of contracted UDA delivered 2016 & 2017



Month	Adjusted Scheduled Activity (UDA)	
	2016	2017
April	506	964
May	2,050	2,188
June	3,338	3,570
July	5,970	5,487
August	7,690	6,781
September	9,337	8,990
October	11,471	10,901
November	13,317	12,491
December	15,019	14,423
January	15,767	
February	18,674	
March	20,550	
April	21,353	
May	21,358	
June	21,375	

QUALITY

	Quantity	Base Number	Contract	AT	Region	England
% of FP17s for the same patient ID Re-attending within 3 months - Children	60	1,742	3.4%	10.3%	11.9%	12.4%
% of FP17s for the same patient ID Re-attending within 3 months - Adults	766	6,068	12.6%	15.1%	16.5%	16.6%
% of FP17s for the same patient ID Re-attending between 3 & 9 months - Children	1,202	1,742	69.0%	60.7%	60.2%	57.5%
% of FP17s for the same patient ID Re-attending between 3 & 9 months - Adults	4,038	6,068	66.5%	52.7%	52.0%	50.4%
% of FP17s for Band 1 Urgent Courses	543	7,401	7.3%	9.5%	9.5%	9.1%
% of FP17s Relating to Free Repair or Replacements	64	7,401	0.9%	0.7%	0.7%	0.8%
% of FP17s Relating to Continuations	46	7,401	0.6%	1.3%	1.2%	1.3%
% of Patients satisfied with the dentistry they have received	5	5	N/A	92.6%	92.9%	92.7%
% of Patients satisfied with the time they had to wait for an appointment	3	5	N/A	88.0%	88.8%	88.8%

* This is based on patients treated on this contract for their most recent course of treatment. Figures in italics indicate the base number of FP17s or Patient Questionnaire responses are less than 100. N/A is shown where the base number of responses is less than 10 during the period. % is calculated as Quantity/Base number*100

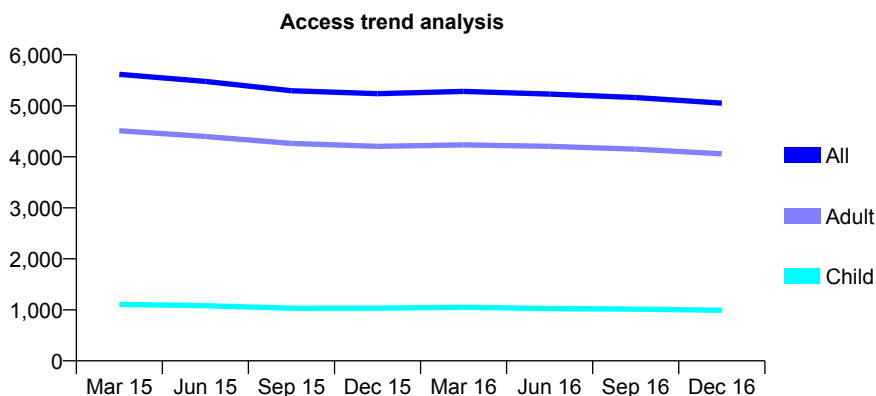
Q70 - Vital Signs At a Glance Contract Report for 146447/0006 - December 2016

Name or company name	Dentapol Ltd
Contract type name	PDS Plus Contract
Purpose of contract	General
Contract start date	01/12/2010
Contract end date	30/11/2020

16/17 Contracted general activity (UDA)	13,000
Carry forward general activity (UDA)	0
16/17 Contracted orthodontic activity (UOA)	0
Carry forward orthodontic activity (UOA)	0
Baseline contract value	£217,788.37

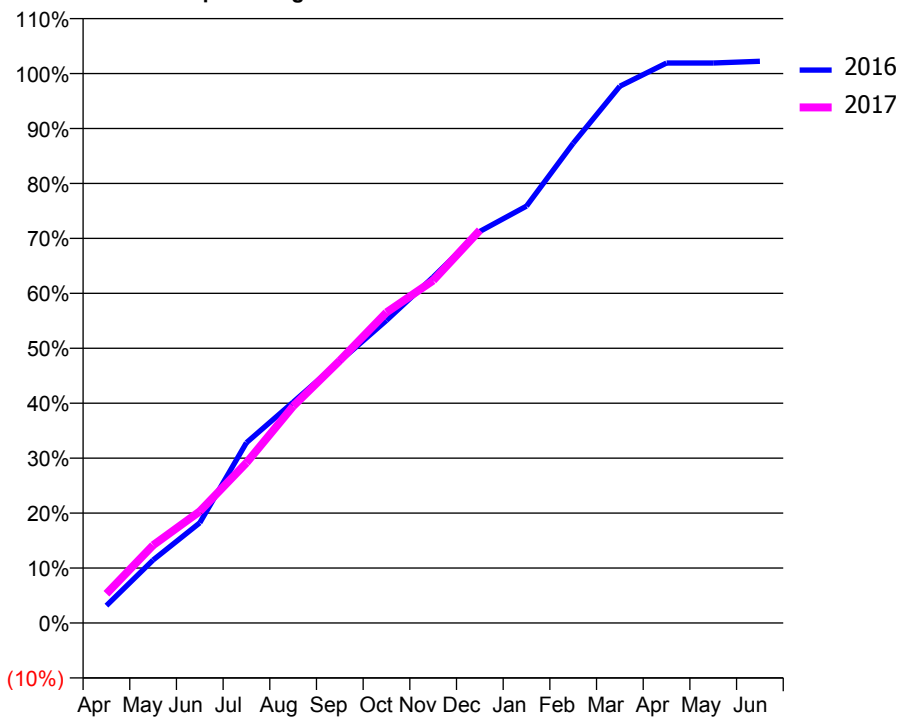
ACCESS*

Patients seen in 24 months	Total	Change since previous quarter
Quarter ending December 2015	5,239	
Quarter ending March 2016	5,283	→
Quarter ending June 2016	5,231	→
Quarter ending September 2016	5,162	↓
Quarter ending December 2016	5,051	↓
Variance since December 2015	(3.6%)	↓



ACTIVITY

Cumulative percentage of contracted UDA delivered 2016 & 2017



Adjusted Scheduled Activity (UDA)

Month	2016	2017
April	413	693
May	1,490	1,841
June	2,370	2,641
July	4,265	3,790
August	5,224	5,129
September	6,196	6,209
October	7,158	7,349
November	8,184	8,103
December	9,264	9,291
January	9,863	
February	11,348	
March	12,699	
April	13,249	
May	13,249	
June	13,289	

QUALITY

	Quantity	Base Number	Contract	AT	Region	England
% of FP17s for the same patient ID Re-attending within 3 months - Children	72	1,186	6.1%	10.3%	11.9%	12.4%
% of FP17s for the same patient ID Re-attending within 3 months - Adults	588	4,095	14.4%	15.1%	16.5%	16.6%
% of FP17s for the same patient ID Re-attending between 3 & 9 months - Children	794	1,186	66.9%	60.7%	60.2%	57.5%
% of FP17s for the same patient ID Re-attending between 3 & 9 months - Adults	2,066	4,095	50.5%	52.7%	52.0%	50.4%
% of FP17s for Band 1 Urgent Courses	530	4,986	10.6%	9.5%	9.5%	9.1%
% of FP17s Relating to Free Repair or Replacements	37	4,986	0.7%	0.7%	0.7%	0.8%
% of FP17s Relating to Continuations	41	4,986	0.8%	1.3%	1.2%	1.3%
% of Patients satisfied with the dentistry they have received	12	12	100.0%	92.6%	92.9%	92.7%
% of Patients satisfied with the time they had to wait for an appointment	10	12	83.3%	88.0%	88.8%	88.8%

* This is based on patients treated on this contract for their most recent course of treatment. Figures in italics indicate the base number of FP17s or Patient Questionnaire responses are less than 100. N/A is shown where the base number of responses is less than 10 during the period. % is calculated as Quantity/Base number*100

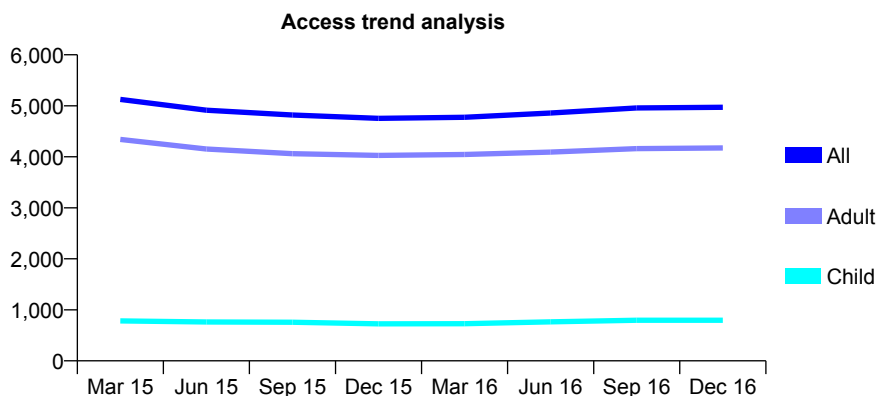
Q70 - Vital Signs At a Glance Contract Report for 146447/0007 - December 2016

Name or company name	Dentapol Ltd
Contract type name	PDS Plus Contract
Purpose of contract	General
Contract start date	01/12/2010
Contract end date	30/11/2020

16/17 Contracted general activity (UDA)	16,400
Carry forward general activity (UDA)	0
16/17 Contracted orthodontic activity (UOA)	0
Carry forward orthodontic activity (UOA)	0
Baseline contract value	£276,540.79

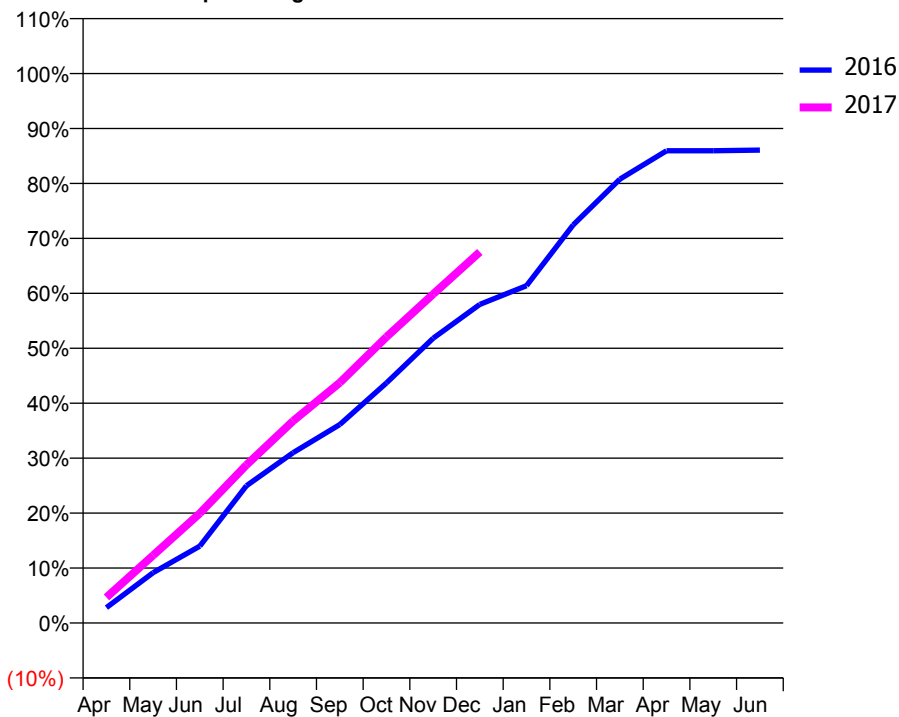
ACCESS*

Patients seen in 24 months	Total	Change since previous quarter
Quarter ending December 2015	4,753	
Quarter ending March 2016	4,774	→
Quarter ending June 2016	4,858	→
Quarter ending September 2016	4,957	↑
Quarter ending December 2016	4,971	→
Variance since December 2015	4.6%	↑



ACTIVITY

Cumulative percentage of contracted UDA delivered 2016 & 2017



Month	Adjusted Scheduled Activity (UDA)	
	2016	2017
April	461	765
May	1,503	2,021
June	2,295	3,275
July	4,097	4,718
August	5,084	6,032
September	5,922	7,174
October	7,165	8,538
November	8,498	9,815
December	9,511	11,072
January	10,068	
February	11,884	
March	13,248	
April	14,094	
May	14,094	
June	14,113	

QUALITY

	Quantity	Base Number	Contract	AT	Region	England
% of FP17s for the same patient ID Re-attending within 3 months - Children	55	886	6.2%	10.3%	11.9%	12.4%
% of FP17s for the same patient ID Re-attending within 3 months - Adults	602	4,442	13.6%	15.1%	16.5%	16.6%
% of FP17s for the same patient ID Re-attending between 3 & 9 months - Children	503	886	56.8%	60.7%	60.2%	57.5%
% of FP17s for the same patient ID Re-attending between 3 & 9 months - Adults	2,326	4,442	52.4%	52.7%	52.0%	50.4%
% of FP17s for Band 1 Urgent Courses	409	5,024	8.1%	9.5%	9.5%	9.1%
% of FP17s Relating to Free Repair or Replacements	24	5,024	0.5%	0.7%	0.7%	0.8%
% of FP17s Relating to Continuations	37	5,024	0.7%	1.3%	1.2%	1.3%
% of Patients satisfied with the dentistry they have received	21	25	84.0%	92.6%	92.9%	92.7%
% of Patients satisfied with the time they had to wait for an appointment	24	25	96.0%	88.0%	88.8%	88.8%

* This is based on patients treated on this contract for their most recent course of treatment. Figures in italics indicate the base number of FP17s or Patient Questionnaire responses are less than 100. N/A is shown where the base number of responses is less than 10 during the period. % is calculated as Quantity/Base number*100

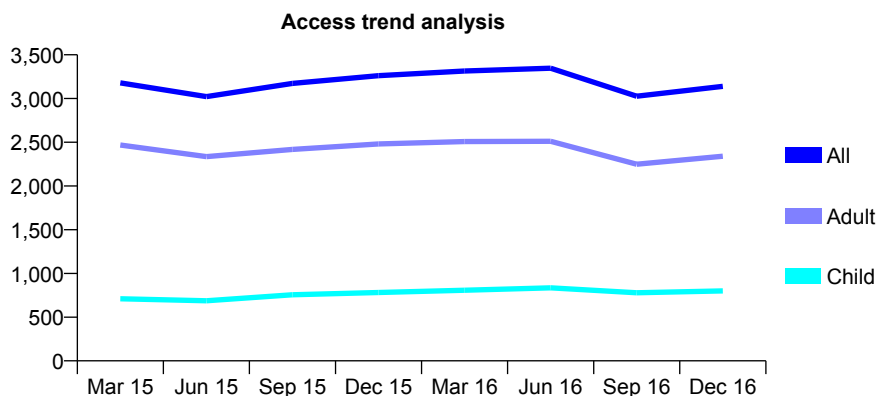
Q70 - Vital Signs At a Glance Contract Report for 146447/0008 - December 2016

Name or company name	Dentapol Ltd
Contract type name	PDS Plus Contract
Purpose of contract	General
Contract start date	01/02/2011
Contract end date	30/11/2020

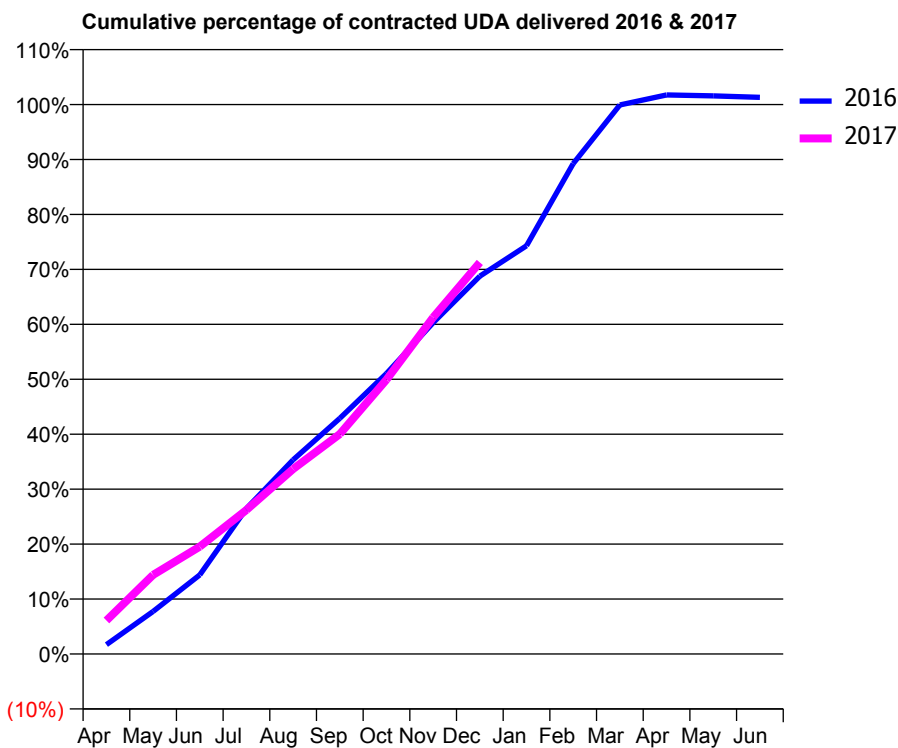
16/17 Contracted general activity (UDA)	9,000
Carry forward general activity (UDA)	-116
16/17 Contracted orthodontic activity (UOA)	0
Carry forward orthodontic activity (UOA)	0
Baseline contract value	£150,776.57

ACCESS*

Patients seen in 24 months	Total	Change since previous quarter
Quarter ending December 2015	3,262	
Quarter ending March 2016	3,315	→
Quarter ending June 2016	3,346	→
Quarter ending September 2016	3,026	↓
Quarter ending December 2016	3,140	↑
Variance since December 2015	(3.7%)	↓



ACTIVITY



Month	Adjusted Scheduled Activity (UDA)	
	2016	2017
April	155	550
May	698	1,296
June	1,297	1,760
July	2,383	2,359
August	3,182	3,029
September	3,860	3,603
October	4,593	4,494
November	5,426	5,513
December	6,189	6,413
January	6,686	
February	8,031	
March	8,994	
April	9,157	
May	9,140	
June	9,116	

QUALITY

	Quantity	Base Number	Contract	AT	Region	England
% of FP17s for the same patient ID Re-attending within 3 months - Children	27	840	3.2%	10.3%	11.9%	12.4%
% of FP17s for the same patient ID Re-attending within 3 months - Adults	77	2,267	3.4%	15.1%	16.5%	16.6%
% of FP17s for the same patient ID Re-attending between 3 & 9 months - Children	355	840	42.3%	60.7%	60.2%	57.5%
% of FP17s for the same patient ID Re-attending between 3 & 9 months - Adults	812	2,267	35.8%	52.7%	52.0%	50.4%
% of FP17s for Band 1 Urgent Courses	459	3,024	15.2%	9.5%	9.5%	9.1%
% of FP17s Relating to Free Repair or Replacements	24	3,024	0.8%	0.7%	0.7%	0.8%
% of FP17s Relating to Continuations	17	3,024	0.6%	1.3%	1.2%	1.3%
% of Patients satisfied with the dentistry they have received	20	23	87.0%	92.6%	92.9%	92.7%
% of Patients satisfied with the time they had to wait for an appointment	20	23	87.0%	88.0%	88.8%	88.8%

* This is based on patients treated on this contract for their most recent course of treatment. Figures in italics indicate the base number of FP17s or Patient Questionnaire responses are less than 100. N/A is shown where the base number of responses is less than 10 during the period. % is calculated as Quantity/Base number*100

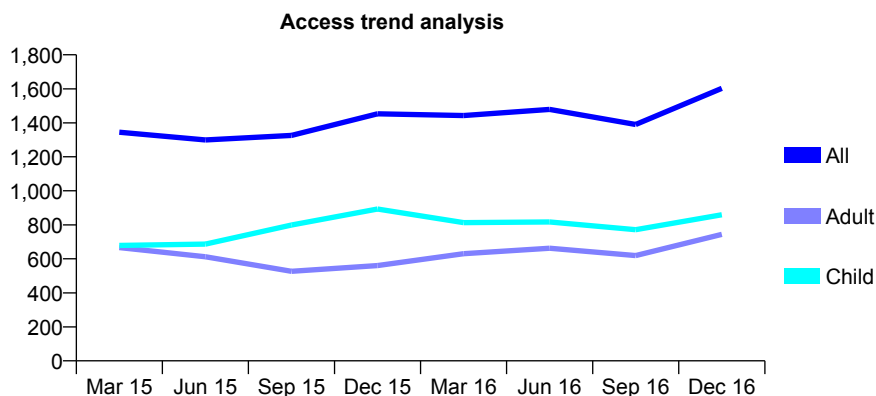
Q70 - Vital Signs At a Glance Contract Report for 146447/0009 - December 2016

Name or company name	Dentapol Ltd
Contract type name	PDS Plus Contract
Purpose of contract	General
Contract start date	01/02/2011
Contract end date	30/11/2020

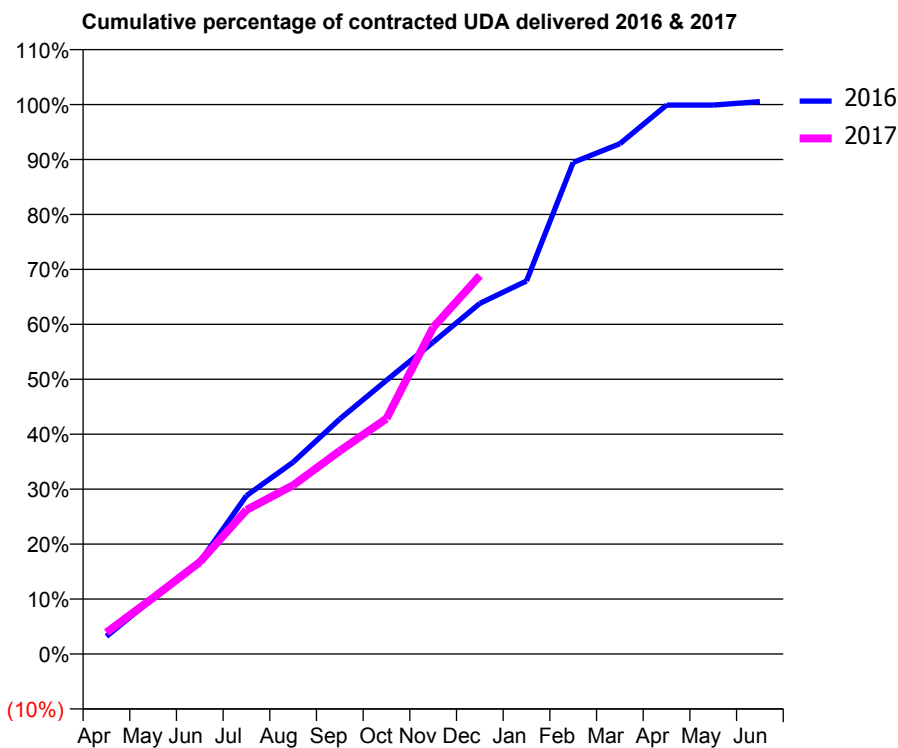
16/17 Contracted general activity (UDA)	3,000
Carry forward general activity (UDA)	-16
16/17 Contracted orthodontic activity (UOA)	0
Carry forward orthodontic activity (UOA)	0
Baseline contract value	£50,258.85

ACCESS*

Patients seen in 24 months	Total	Change since previous quarter
Quarter ending December 2015	1,453	
Quarter ending March 2016	1,443	→
Quarter ending June 2016	1,479	↑
Quarter ending September 2016	1,390	↓
Quarter ending December 2016	1,603	↑
Variance since December 2015	10.3%	↑



ACTIVITY



Month	Adjusted Scheduled Activity (UDA)	
	2016	2017
April	96	117
May	304	307
June	503	502
July	865	787
August	1,047	921
September	1,283	1,109
October	1,494	1,286
November	1,703	1,783
December	1,915	2,066
January	2,037	
February	2,684	
March	2,786	
April	2,997	
May	2,997	
June	3,016	

QUALITY

	Quantity	Base Number	Contract	AT	Region	England
% of FP17s for the same patient ID Re-attending within 3 months - Children	16	943	1.7%	10.3%	11.9%	12.4%
% of FP17s for the same patient ID Re-attending within 3 months - Adults	8	765	1.0%	15.1%	16.5%	16.6%
% of FP17s for the same patient ID Re-attending between 3 & 9 months - Children	475	943	50.4%	60.7%	60.2%	57.5%
% of FP17s for the same patient ID Re-attending between 3 & 9 months - Adults	100	765	13.1%	52.7%	52.0%	50.4%
% of FP17s for Band 1 Urgent Courses	104	1,620	6.4%	9.5%	9.5%	9.1%
% of FP17s Relating to Free Repair or Replacements	4	1,620	0.2%	0.7%	0.7%	0.8%
% of FP17s Relating to Continuations	0	1,620	0.0%	1.3%	1.2%	1.3%
% of Patients satisfied with the dentistry they have received	6	6	N/A	92.6%	92.9%	92.7%
% of Patients satisfied with the time they had to wait for an appointment	5	6	N/A	88.0%	88.8%	88.8%

* This is based on patients treated on this contract for their most recent course of treatment. Figures in italics indicate the base number of FP17s or Patient Questionnaire responses are less than 100. N/A is shown where the base number of responses is less than 10 during the period. % is calculated as Quantity/Base number*100

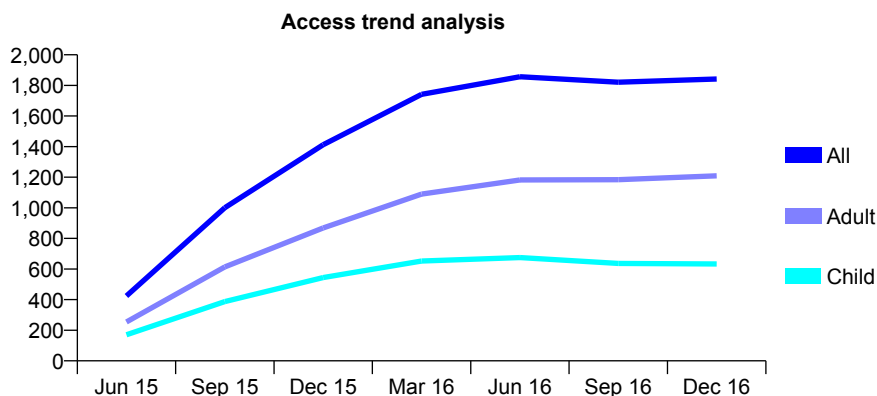
Q70 - Vital Signs At a Glance Contract Report for 147133/0001 - December 2016

Name or company name	Mr John Cobley
Contract type name	GDS Contract
Purpose of contract	General
Contract start date	01/04/2015
Contract end date	

16/17 Contracted general activity (UDA)	2,883
Carry forward general activity (UDA)	-46
16/17 Contracted orthodontic activity (UOA)	0
Carry forward orthodontic activity (UOA)	0
Baseline contract value	£67,129.09

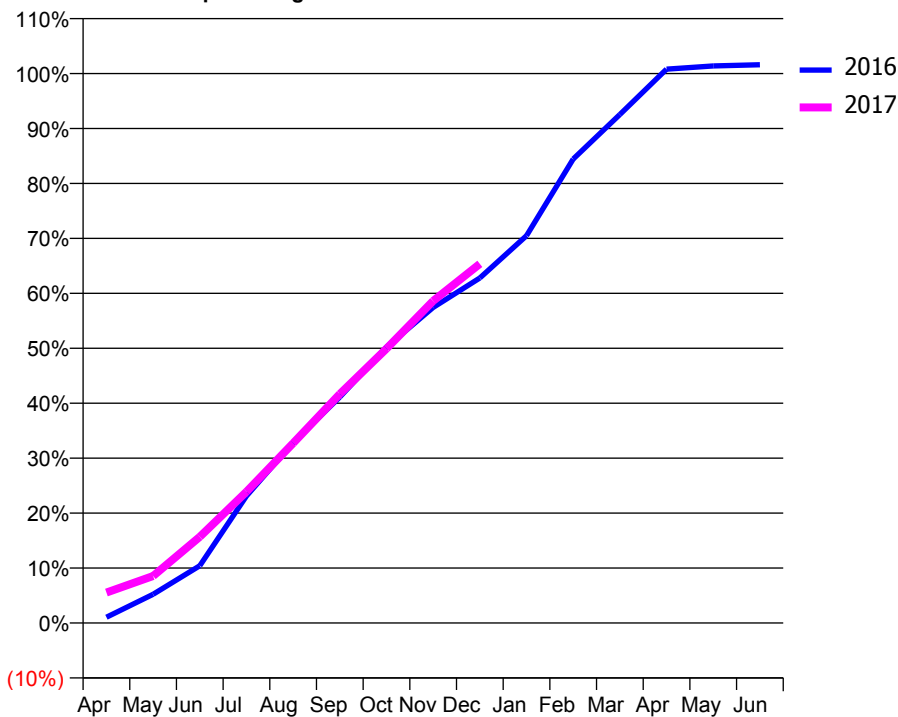
ACCESS*

Patients seen in 24 months	Total	Change since previous quarter
Quarter ending December 2015	1,412	
Quarter ending March 2016	1,742	↑
Quarter ending June 2016	1,857	↑
Quarter ending September 2016	1,821	↓
Quarter ending December 2016	1,842	→
Variance since December 2015	30.5%	↑



ACTIVITY

Cumulative percentage of contracted UDA delivered 2016 & 2017



Month	Adjusted Scheduled Activity (UDA)	
	2016	2017
April	31	160
May	152	246
June	303	453
July	671	689
August	954	943
September	1,194	1,202
October	1,459	1,440
November	1,668	1,690
December	1,824	1,885
January	2,048	
February	2,453	
March	2,688	
April	2,928	
May	2,945	
June	2,951	

QUALITY

	Quantity	Base Number	Contract	AT	Region	England
% of FP17s for the same patient ID Re-attending within 3 months - Children	9	525	1.7%	10.3%	11.9%	12.4%
% of FP17s for the same patient ID Re-attending within 3 months - Adults	95	1,016	9.4%	15.1%	16.5%	16.6%
% of FP17s for the same patient ID Re-attending between 3 & 9 months - Children	158	525	30.1%	60.7%	60.2%	57.5%
% of FP17s for the same patient ID Re-attending between 3 & 9 months - Adults	305	1,016	30.0%	52.7%	52.0%	50.4%
% of FP17s for Band 1 Urgent Courses	28	817	3.4%	9.5%	9.5%	9.1%
% of FP17s Relating to Free Repair or Replacements	8	817	1.0%	0.7%	0.7%	0.8%
% of FP17s Relating to Continuations	4	817	0.5%	1.3%	1.2%	1.3%
% of Patients satisfied with the dentistry they have received	1	1	N/A	92.6%	92.9%	92.7%
% of Patients satisfied with the time they had to wait for an appointment	0	1	N/A	88.0%	88.8%	88.8%

* This is based on patients treated on this contract for their most recent course of treatment. Figures in italics indicate the base number of FP17s or Patient Questionnaire responses are less than 100. N/A is shown where the base number of responses is less than 10 during the period. % is calculated as Quantity/Base number*100

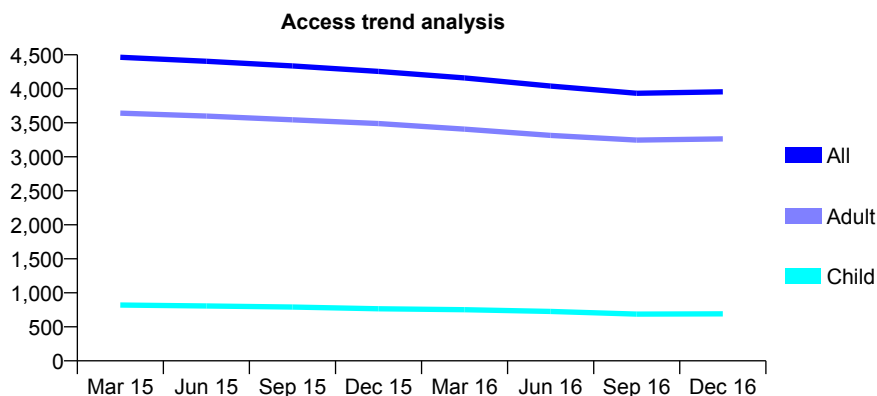
Q70 - Vital Signs At a Glance Contract Report for 147435/0001 - December 2016

Name or company name	Fieldream Ltd
Contract type name	GDS Contract
Purpose of contract	General
Contract start date	01/08/2007
Contract end date	

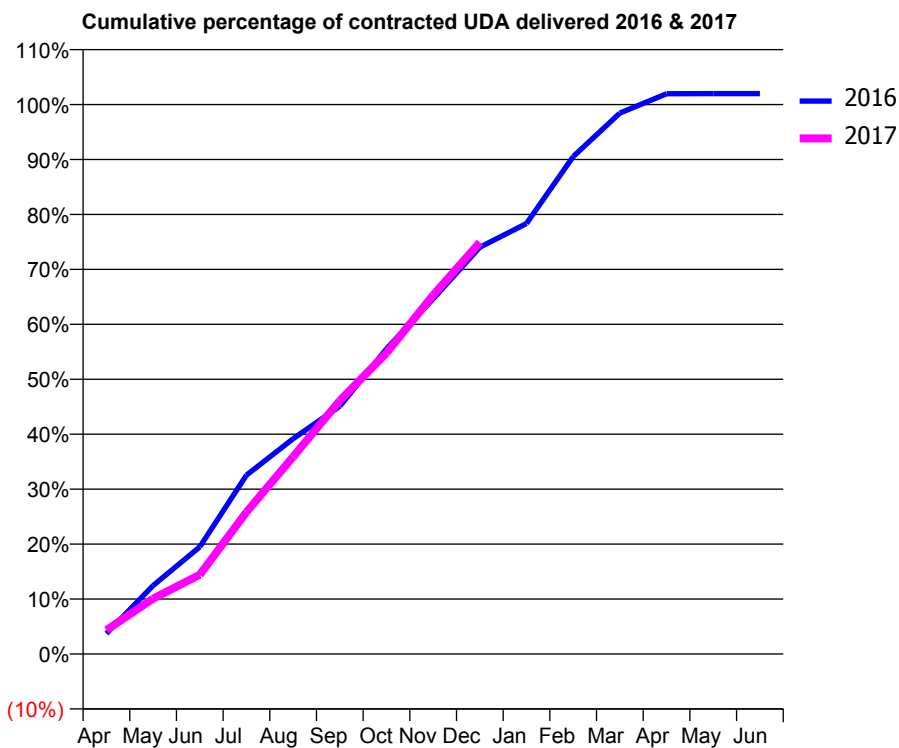
16/17 Contracted general activity (UDA)	13,238
Carry forward general activity (UDA)	0
16/17 Contracted orthodontic activity (UOA)	0
Carry forward orthodontic activity (UOA)	0
Baseline contract value	£288,569.32

ACCESS*

Patients seen in 24 months	Total	Change since previous quarter
Quarter ending December 2015	4,255	
Quarter ending March 2016	4,159	↓
Quarter ending June 2016	4,041	↓
Quarter ending September 2016	3,934	↓
Quarter ending December 2016	3,955	→
Variance since December 2015	(7.1%)	↓



ACTIVITY



Month	Adjusted Scheduled Activity (UDA)	
	2016	2017
April	494	577
May	1,649	1,335
June	2,581	1,909
July	4,310	3,420
August	5,186	4,753
September	5,970	6,107
October	7,353	7,251
November	8,556	8,645
December	9,800	9,917
January	10,372	
February	11,984	
March	13,030	
April	13,497	
May	13,500	
June	13,501	

QUALITY

	Quantity	Base Number	Contract	AT	Region	England
% of FP17s for the same patient ID Re-attending within 3 months - Children	63	858	7.3%	10.3%	11.9%	12.4%
% of FP17s for the same patient ID Re-attending within 3 months - Adults	462	3,708	12.5%	15.1%	16.5%	16.6%
% of FP17s for the same patient ID Re-attending between 3 & 9 months - Children	612	858	71.3%	60.7%	60.2%	57.5%
% of FP17s for the same patient ID Re-attending between 3 & 9 months - Adults	2,312	3,708	62.4%	52.7%	52.0%	50.4%
% of FP17s for Band 1 Urgent Courses	152	4,384	3.5%	9.5%	9.5%	9.1%
% of FP17s Relating to Free Repair or Replacements	21	4,384	0.5%	0.7%	0.7%	0.8%
% of FP17s Relating to Continuations	20	4,384	0.5%	1.3%	1.2%	1.3%
% of Patients satisfied with the dentistry they have received	8	8	N/A	92.6%	92.9%	92.7%
% of Patients satisfied with the time they had to wait for an appointment	8	8	N/A	88.0%	88.8%	88.8%

* This is based on patients treated on this contract for their most recent course of treatment. Figures in italics indicate the base number of FP17s or Patient Questionnaire responses are less than 100. N/A is shown where the base number of responses is less than 10 during the period. % is calculated as Quantity/Base number*100

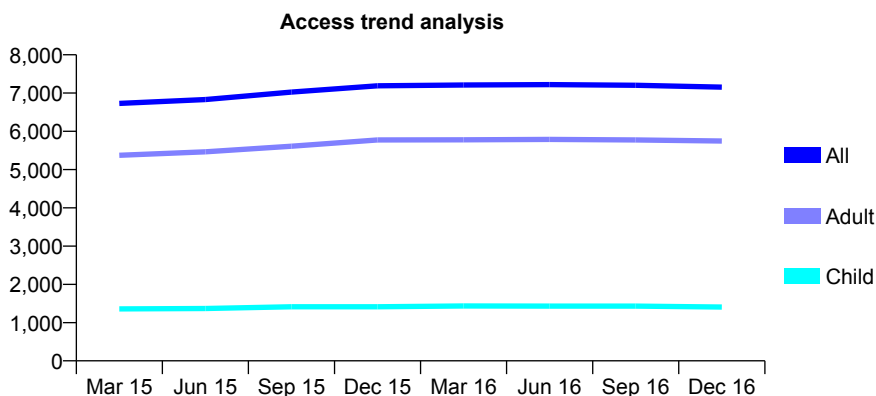
Q70 - Vital Signs At a Glance Contract Report for 149802/0001 - December 2016

Name or company name	Dental Care Centre
Contract type name	GDS Contract
Purpose of contract	General
Contract start date	01/11/2009
Contract end date	

16/17 Contracted general activity (UDA)	22,750
Carry forward general activity (UDA)	17
16/17 Contracted orthodontic activity (UOA)	0
Carry forward orthodontic activity (UOA)	0
Baseline contract value	£571,074.32

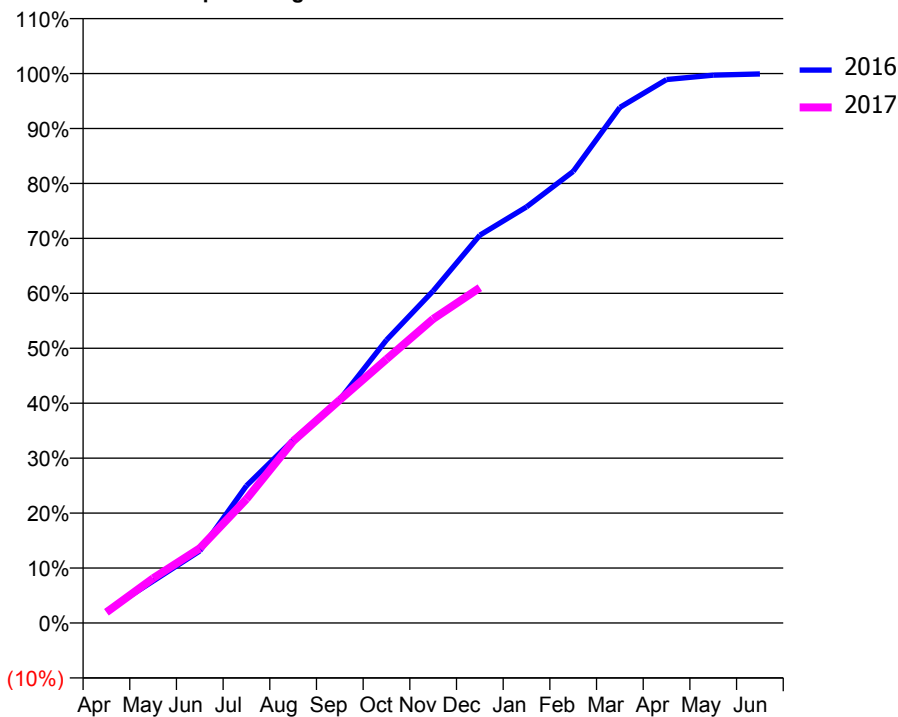
ACCESS*

Patients seen in 24 months	Total	Change since previous quarter
Quarter ending December 2015	7,190	
Quarter ending March 2016	7,210	→
Quarter ending June 2016	7,220	→
Quarter ending September 2016	7,203	→
Quarter ending December 2016	7,153	→
Variance since December 2015	(0.5%)	→



ACTIVITY

Cumulative percentage of contracted UDA delivered 2016 & 2017



Month	Adjusted Scheduled Activity (UDA)	
	2016	2017
April	490	445
May	1,739	1,850
June	2,985	3,093
July	5,684	5,131
August	7,578	7,530
September	9,254	9,238
October	11,715	10,925
November	13,747	12,591
December	16,057	13,882
January	17,226	
February	18,695	
March	21,344	
April	22,502	
May	22,684	
June	22,733	

QUALITY

	Quantity	Base Number	Contract	AT	Region	England
% of FP17s for the same patient ID Re-attending within 3 months - Children	81	1,562	5.2%	10.3%	11.9%	12.4%
% of FP17s for the same patient ID Re-attending within 3 months - Adults	593	5,983	9.9%	15.1%	16.5%	16.6%
% of FP17s for the same patient ID Re-attending between 3 & 9 months - Children	982	1,562	62.9%	60.7%	60.2%	57.5%
% of FP17s for the same patient ID Re-attending between 3 & 9 months - Adults	3,800	5,983	63.5%	52.7%	52.0%	50.4%
% of FP17s for Band 1 Urgent Courses	236	6,879	3.4%	9.5%	9.5%	9.1%
% of FP17s Relating to Free Repair or Replacements	56	6,879	0.8%	0.7%	0.7%	0.8%
% of FP17s Relating to Continuations	37	6,879	0.5%	1.3%	1.2%	1.3%
% of Patients satisfied with the dentistry they have received	5	5	N/A	92.6%	92.9%	92.7%
% of Patients satisfied with the time they had to wait for an appointment	5	5	N/A	88.0%	88.8%	88.8%

* This is based on patients treated on this contract for their most recent course of treatment. Figures in italics indicate the base number of FP17s or Patient Questionnaire responses are less than 100. N/A is shown where the base number of responses is less than 10 during the period. % is calculated as Quantity/Base number*100

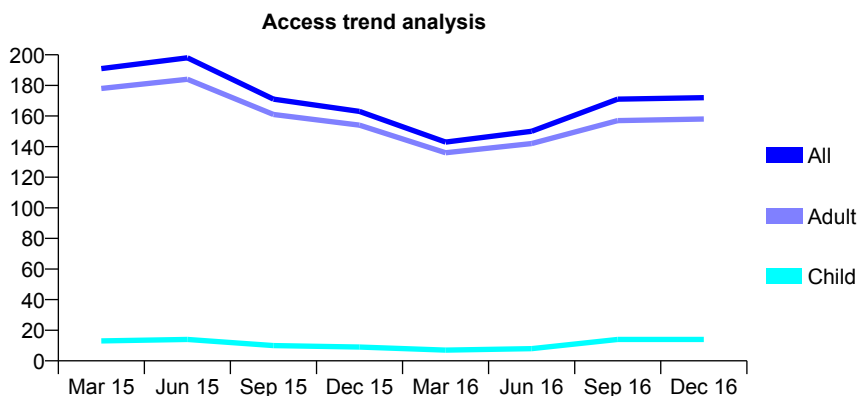
Q70 - Vital Signs At a Glance Contract Report for 149802/0002 - December 2016

Name or company name	Dental Care Centre
Contract type name	GDS Contract
Purpose of contract	General
Contract start date	01/04/2010
Contract end date	

16/17 Contracted general activity (UDA)	250
Carry forward general activity (UDA)	0
16/17 Contracted orthodontic activity (UOA)	0
Carry forward orthodontic activity (UOA)	0
Baseline contract value	£0.00

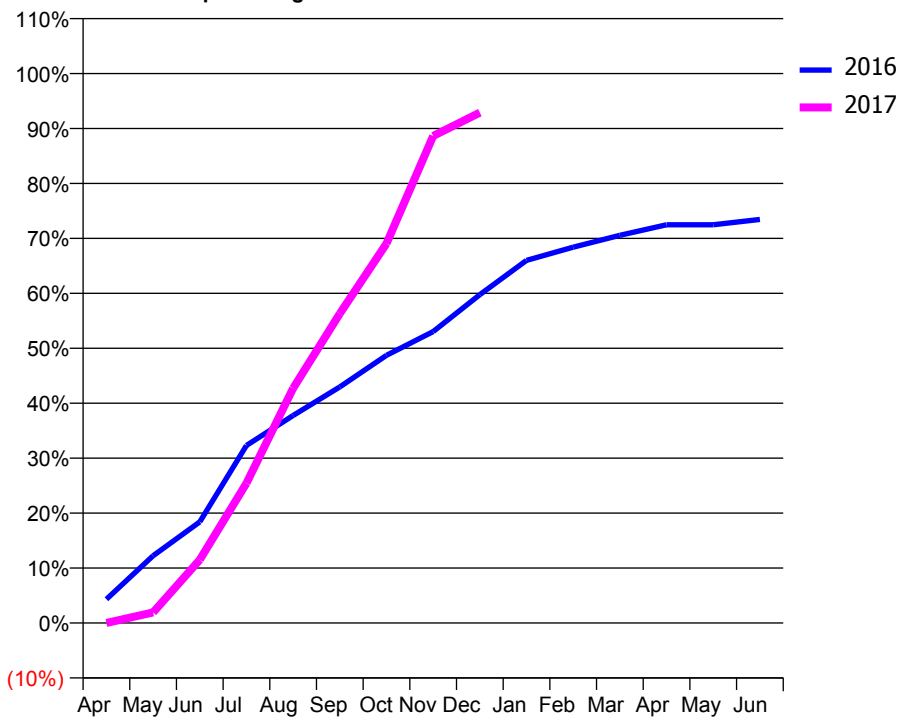
ACCESS*

Patients seen in 24 months	Total	Change since previous quarter
Quarter ending December 2015	163	
Quarter ending March 2016	143	↓
Quarter ending June 2016	150	↑
Quarter ending September 2016	171	↑
Quarter ending December 2016	172	→
Variance since December 2015	5.5%	↑



ACTIVITY

Cumulative percentage of contracted UDA delivered 2016 & 2017



Month	Adjusted Scheduled Activity (UDA)	
	2016	2017
April	11	0
May	31	5
June	46	29
July	81	64
August	94	107
September	107	141
October	122	173
November	133	222
December	149	232
January	165	
February	171	
March	176	
April	181	
May	181	
June	184	

QUALITY

	Quantity	Base Number	Contract	AT	Region	England
% of FP17s for the same patient ID Re-attending within 3 months - Children	0	19	0.0%	10.3%	11.9%	12.4%
% of FP17s for the same patient ID Re-attending within 3 months - Adults	2	153	1.3%	15.1%	16.5%	16.6%
% of FP17s for the same patient ID Re-attending between 3 & 9 months - Children	0	19	0.0%	60.7%	60.2%	57.5%
% of FP17s for the same patient ID Re-attending between 3 & 9 months - Adults	0	153	0.0%	52.7%	52.0%	50.4%
% of FP17s for Band 1 Urgent Courses	131	166	78.9%	9.5%	9.5%	9.1%
% of FP17s Relating to Free Repair or Replacements	0	166	0.0%	0.7%	0.7%	0.8%
% of FP17s Relating to Continuations	0	166	0.0%	1.3%	1.2%	1.3%
% of Patients satisfied with the dentistry they have received	0	0	N/A	92.6%	92.9%	92.7%
% of Patients satisfied with the time they had to wait for an appointment	0	0	N/A	88.0%	88.8%	88.8%

* This is based on patients treated on this contract for their most recent course of treatment. Figures in italics indicate the base number of FP17s or Patient Questionnaire responses are less than 100. N/A is shown where the base number of responses is less than 10 during the period. % is calculated as Quantity/Base number*100

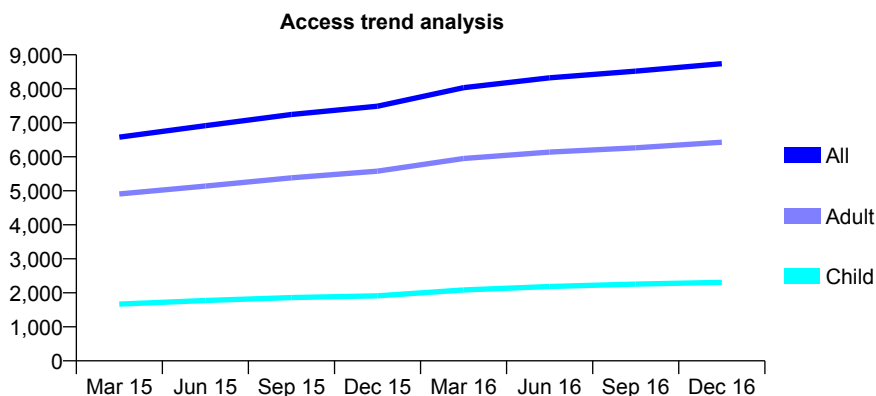
Q70 - Vital Signs At a Glance Contract Report for 149802/0003 - December 2016

Name or company name	Dental Care Centre
Contract type name	GDS Contract
Purpose of contract	General
Contract start date	15/06/2010
Contract end date	

16/17 Contracted general activity (UDA)	22,750
Carry forward general activity (UDA)	978
16/17 Contracted orthodontic activity (UOA)	0
Carry forward orthodontic activity (UOA)	0
Baseline contract value	£575,507.96

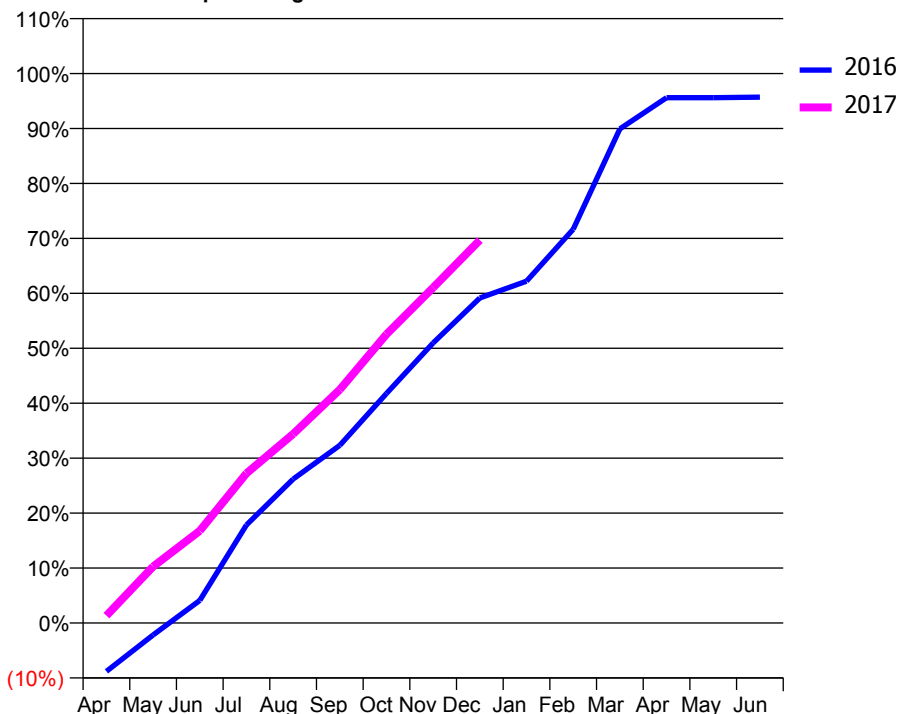
ACCESS*

Patients seen in 24 months	Total	Change since previous quarter
Quarter ending December 2015	7,490	
Quarter ending March 2016	8,034	↑
Quarter ending June 2016	8,324	↑
Quarter ending September 2016	8,520	↑
Quarter ending December 2016	8,740	↑
Variance since December 2015	16.7%	↑



ACTIVITY

Cumulative percentage of contracted UDA delivered 2016 & 2017



Month	Adjusted Scheduled Activity (UDA)	
	2016	2017
April	-2,009	309
May	-502	2,339
June	938	3,816
July	4,061	6,199
August	5,959	7,828
September	7,355	9,666
October	9,506	11,955
November	11,596	13,889
December	13,456	15,854
January	14,150	
February	16,300	
March	20,455	
April	21,748	
May	21,749	
June	21,772	

QUALITY

	Quantity	Base Number	Contract	AT	Region	England
% of FP17s for the same patient ID Re-attending within 3 months - Children	183	2,582	7.1%	10.3%	11.9%	12.4%
% of FP17s for the same patient ID Re-attending within 3 months - Adults	1,002	6,893	14.5%	15.1%	16.5%	16.6%
% of FP17s for the same patient ID Re-attending between 3 & 9 months - Children	1,668	2,582	64.6%	60.7%	60.2%	57.5%
% of FP17s for the same patient ID Re-attending between 3 & 9 months - Adults	4,060	6,893	58.9%	52.7%	52.0%	50.4%
% of FP17s for Band 1 Urgent Courses	643	8,903	7.2%	9.5%	9.5%	9.1%
% of FP17s Relating to Free Repair or Replacements	108	8,903	1.2%	0.7%	0.7%	0.8%
% of FP17s Relating to Continuations	75	8,903	0.8%	1.3%	1.2%	1.3%
% of Patients satisfied with the dentistry they have received	6	9	N/A	92.6%	92.9%	92.7%
% of Patients satisfied with the time they had to wait for an appointment	8	9	N/A	88.0%	88.8%	88.8%

* This is based on patients treated on this contract for their most recent course of treatment. Figures in italics indicate the base number of FP17s or Patient Questionnaire responses are less than 100. N/A is shown where the base number of responses is less than 10 during the period. % is calculated as Quantity/Base number*100

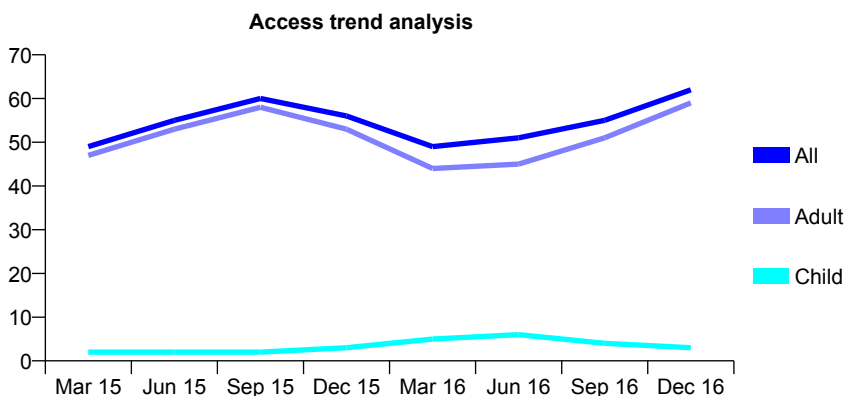
Q70 - Vital Signs At a Glance Contract Report for 149802/0004 - December 2016

Name or company name	Dental Care Centre
Contract type name	GDS Contract
Purpose of contract	General
Contract start date	15/06/2010
Contract end date	

16/17 Contracted general activity (UDA)	250
Carry forward general activity (UDA)	0
16/17 Contracted orthodontic activity (UOA)	0
Carry forward orthodontic activity (UOA)	0
Baseline contract value	£0.00

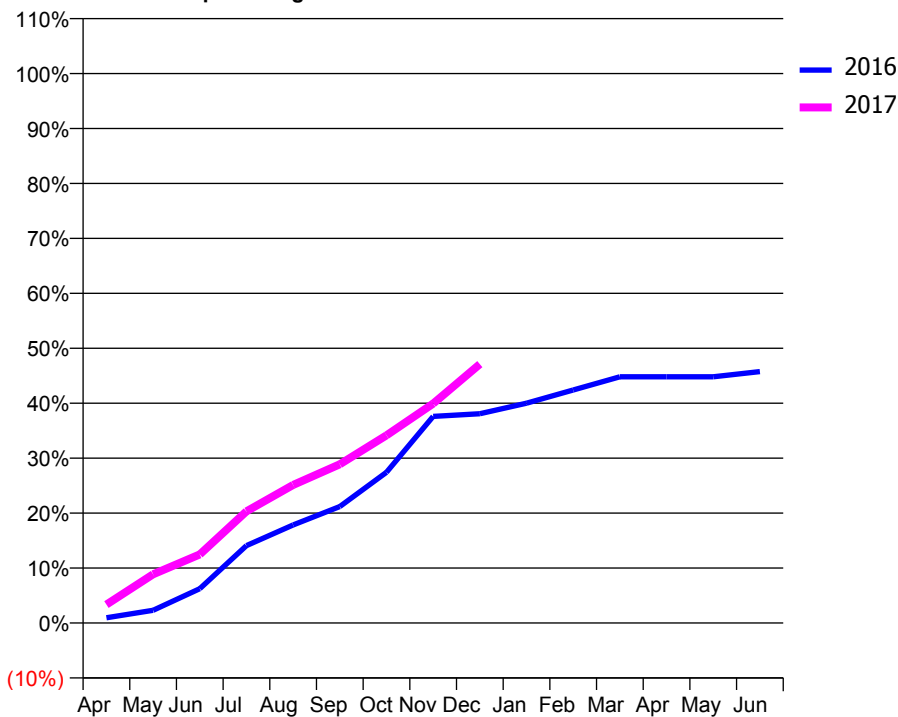
ACCESS*

Patients seen in 24 months	Total	Change since previous quarter
Quarter ending December 2015	56	
Quarter ending March 2016	49	↓
Quarter ending June 2016	51	↑
Quarter ending September 2016	55	↑
Quarter ending December 2016	62	↑
Variance since December 2015	10.7%	↑



ACTIVITY

Cumulative percentage of contracted UDA delivered 2016 & 2017



Month	Adjusted Scheduled Activity (UDA)	
	2016	2017
April	2	8
May	6	22
June	16	31
July	35	51
August	45	63
September	53	72
October	69	85
November	94	100
December	95	118
January	100	
February	106	
March	112	
April	112	
May	112	
June	114	

QUALITY

	Quantity	Base Number	Contract	AT	Region	England
% of FP17s for the same patient ID Re-attending within 3 months - Children	0	6	0.0%	10.3%	11.9%	12.4%
% of FP17s for the same patient ID Re-attending within 3 months - Adults	1	86	1.2%	15.1%	16.5%	16.6%
% of FP17s for the same patient ID Re-attending between 3 & 9 months - Children	0	6	0.0%	60.7%	60.2%	57.5%
% of FP17s for the same patient ID Re-attending between 3 & 9 months - Adults	0	86	0.0%	52.7%	52.0%	50.4%
% of FP17s for Band 1 Urgent Courses	79	88	89.8%	9.5%	9.5%	9.1%
% of FP17s Relating to Free Repair or Replacements	0	88	0.0%	0.7%	0.7%	0.8%
% of FP17s Relating to Continuations	0	88	0.0%	1.3%	1.2%	1.3%
% of Patients satisfied with the dentistry they have received	0	0	N/A	92.6%	92.9%	92.7%
% of Patients satisfied with the time they had to wait for an appointment	0	0	N/A	88.0%	88.8%	88.8%

* This is based on patients treated on this contract for their most recent course of treatment. Figures in italics indicate the base number of FP17s or Patient Questionnaire responses are less than 100. N/A is shown where the base number of responses is less than 10 during the period. % is calculated as Quantity/Base number*100

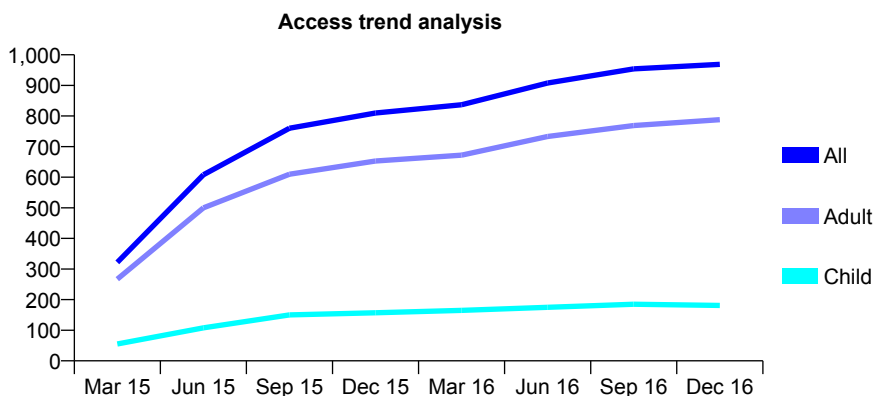
Q70 - Vital Signs At a Glance Contract Report for 151041/0001 - December 2016

Name or company name	Dr Sravan Arcot
Contract type name	GDS Contract
Purpose of contract	General
Contract start date	05/12/2014
Contract end date	

16/17 Contracted general activity (UDA)	3,587
Carry forward general activity (UDA)	62
16/17 Contracted orthodontic activity (UOA)	0
Carry forward orthodontic activity (UOA)	0
Baseline contract value	£102,598.24

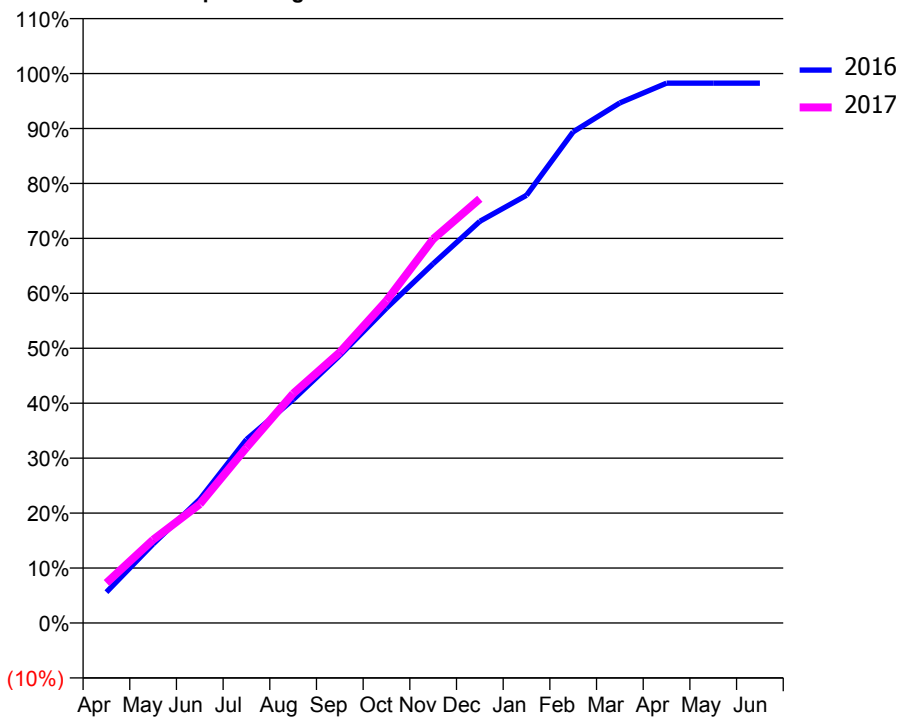
ACCESS*

Patients seen in 24 months	Total	Change since previous quarter
Quarter ending December 2015	810	
Quarter ending March 2016	837	↑
Quarter ending June 2016	908	↑
Quarter ending September 2016	954	↑
Quarter ending December 2016	969	→
Variance since December 2015	19.6%	↑



ACTIVITY

Cumulative percentage of contracted UDA delivered 2016 & 2017



Month	Adjusted Scheduled Activity (UDA)	
	2016	2017
April	202	262
May	515	544
June	809	776
July	1,198	1,145
August	1,458	1,498
September	1,746	1,768
October	2,056	2,104
November	2,345	2,506
December	2,622	2,770
January	2,792	
February	3,207	
March	3,395	
April	3,524	
May	3,524	
June	3,524	

QUALITY

	Quantity	Base Number	Contract	AT	Region	England
% of FP17s for the same patient ID Re-attending within 3 months - Children	17	184	9.2%	10.3%	11.9%	12.4%
% of FP17s for the same patient ID Re-attending within 3 months - Adults	153	862	17.7%	15.1%	16.5%	16.6%
% of FP17s for the same patient ID Re-attending between 3 & 9 months - Children	100	184	54.3%	60.7%	60.2%	57.5%
% of FP17s for the same patient ID Re-attending between 3 & 9 months - Adults	402	862	46.6%	52.7%	52.0%	50.4%
% of FP17s for Band 1 Urgent Courses	113	1,026	11.0%	9.5%	9.5%	9.1%
% of FP17s Relating to Free Repair or Replacements	26	1,026	2.5%	0.7%	0.7%	0.8%
% of FP17s Relating to Continuations	10	1,026	1.0%	1.3%	1.2%	1.3%
% of Patients satisfied with the dentistry they have received	2	2	N/A	92.6%	92.9%	92.7%
% of Patients satisfied with the time they had to wait for an appointment	2	2	N/A	88.0%	88.8%	88.8%

* This is based on patients treated on this contract for their most recent course of treatment. Figures in italics indicate the base number of FP17s or Patient Questionnaire responses are less than 100. N/A is shown where the base number of responses is less than 10 during the period. % is calculated as Quantity/Base number*100

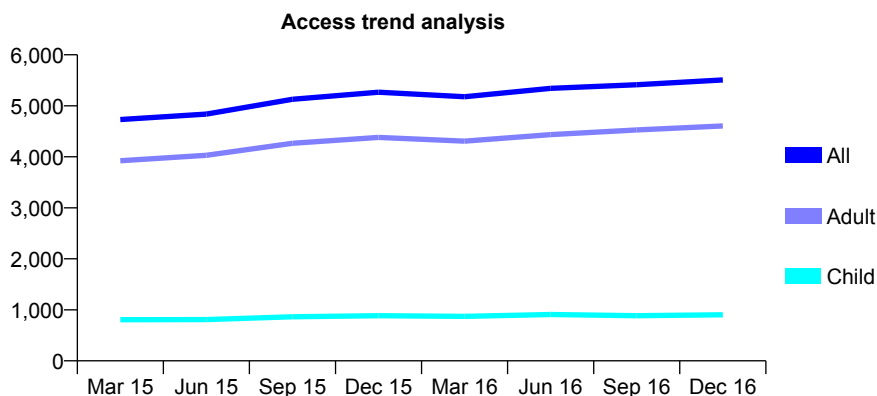
Q70 - Vital Signs At a Glance Contract Report for 155020/0001 - December 2016

Name or company name	Old Christchurch Road Partnership
Contract type name	GDS Contract
Purpose of contract	General
Contract start date	01/04/2006
Contract end date	

16/17 Contracted general activity (UDA)	15,383
Carry forward general activity (UDA)	-66
16/17 Contracted orthodontic activity (UOA)	0
Carry forward orthodontic activity (UOA)	0
Baseline contract value	£457,284.08

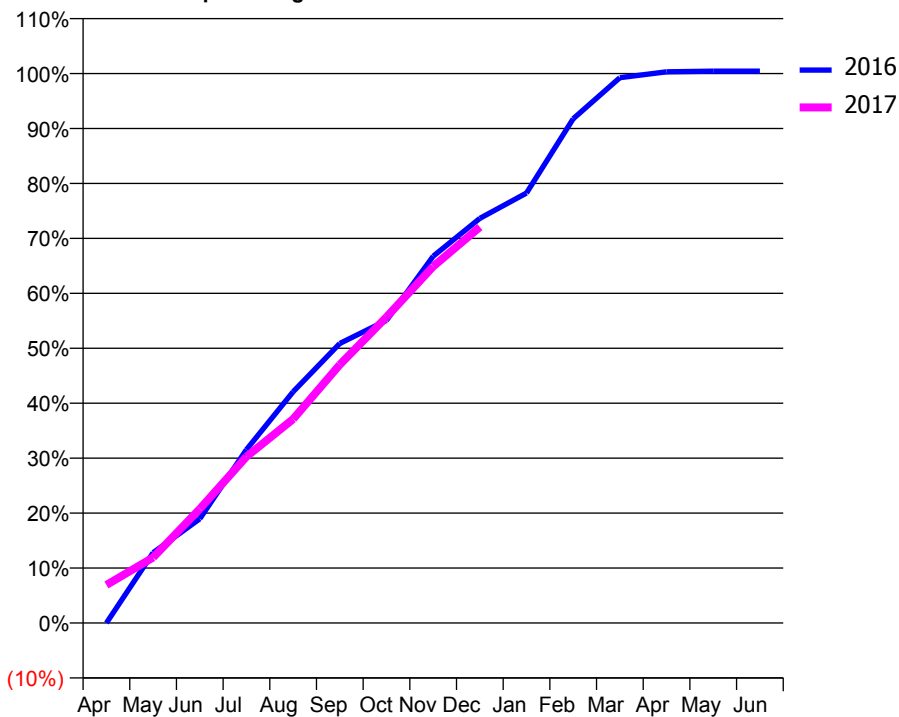
ACCESS*

Patients seen in 24 months	Total	Change since previous quarter
Quarter ending December 2015	5,267	
Quarter ending March 2016	5,178	↓
Quarter ending June 2016	5,343	↑
Quarter ending September 2016	5,412	→
Quarter ending December 2016	5,508	→
Variance since December 2015	4.6%	↑



ACTIVITY

Cumulative percentage of contracted UDA delivered 2016 & 2017



Month	Adjusted Scheduled Activity (UDA)	
	2016	2017
April	0	1,065
May	1,969	1,835
June	2,917	3,195
July	4,853	4,658
August	6,476	5,708
September	7,825	7,233
October	8,471	8,567
November	10,267	9,981
December	11,327	11,083
January	12,037	
February	14,116	
March	15,265	
April	15,432	
May	15,449	
June	15,450	

QUALITY

	Quantity	Base Number	Contract	AT	Region	England
% of FP17s for the same patient ID Re-attending within 3 months - Children	54	894	6.0%	10.3%	11.9%	12.4%
% of FP17s for the same patient ID Re-attending within 3 months - Adults	464	4,055	11.4%	15.1%	16.5%	16.6%
% of FP17s for the same patient ID Re-attending between 3 & 9 months - Children	483	894	54.0%	60.7%	60.2%	57.5%
% of FP17s for the same patient ID Re-attending between 3 & 9 months - Adults	1,975	4,055	48.7%	52.7%	52.0%	50.4%
% of FP17s for Band 1 Urgent Courses	237	4,886	4.9%	9.5%	9.5%	9.1%
% of FP17s Relating to Free Repair or Replacements	29	4,886	0.6%	0.7%	0.7%	0.8%
% of FP17s Relating to Continuations	77	4,886	1.6%	1.3%	1.2%	1.3%
% of Patients satisfied with the dentistry they have received	5	5	N/A	92.6%	92.9%	92.7%
% of Patients satisfied with the time they had to wait for an appointment	5	5	N/A	88.0%	88.8%	88.8%

* This is based on patients treated on this contract for their most recent course of treatment. Figures in italics indicate the base number of FP17s or Patient Questionnaire responses are less than 100. N/A is shown where the base number of responses is less than 10 during the period. % is calculated as Quantity/Base number*100

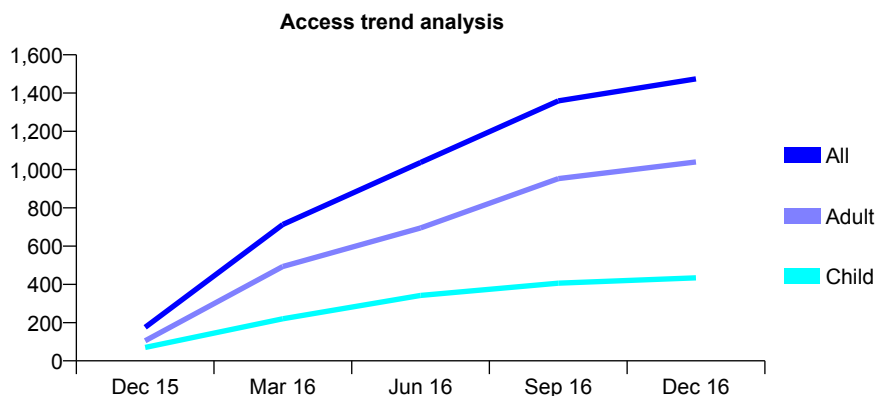
Q70 - Vital Signs At a Glance Contract Report for 156884/0001 - December 2016

Name or company name	West End Smile Centre Limited
Contract type name	GDS Contract
Purpose of contract	General
Contract start date	01/11/2015
Contract end date	

16/17 Contracted general activity (UDA)	4,828
Carry forward general activity (UDA)	0
16/17 Contracted orthodontic activity (UOA)	0
Carry forward orthodontic activity (UOA)	0
Baseline contract value	£115,538.54

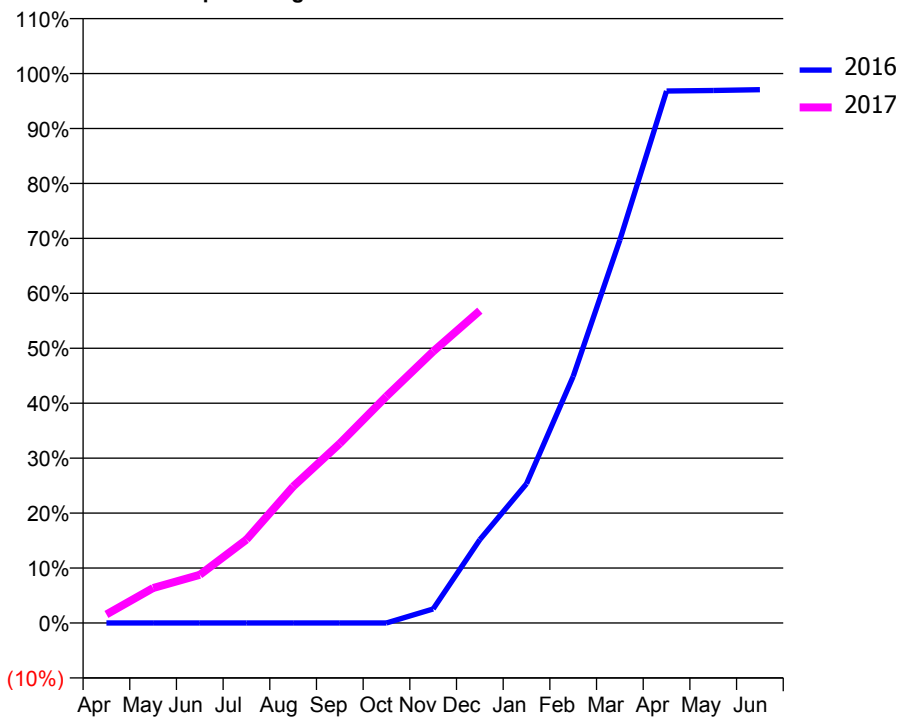
ACCESS*

Patients seen in 24 months	Total	Change since previous quarter
Quarter ending December 2015	175	
Quarter ending March 2016	713	↑
Quarter ending June 2016	1,037	↑
Quarter ending September 2016	1,359	↑
Quarter ending December 2016	1,474	↑
Variance since December 2015	742.3%	↑



ACTIVITY

Cumulative percentage of contracted UDA delivered 2016 & 2017



Month	Adjusted Scheduled Activity (UDA)	
	2016	2017
April	0	76
May	0	307
June	0	423
July	0	733
August	0	1,200
September	0	1,577
October	0	1,993
November	51	2,385
December	305	2,744
January	510	
February	903	
March	1,402	
April	1,948	
May	1,950	
June	1,953	

QUALITY

	Quantity	Base Number	Contract	AT	Region	England
% of FP17s for the same patient ID Re-attending within 3 months - Children	25	541	4.6%	10.3%	11.9%	12.4%
% of FP17s for the same patient ID Re-attending within 3 months - Adults	98	1,074	9.1%	15.1%	16.5%	16.6%
% of FP17s for the same patient ID Re-attending between 3 & 9 months - Children	206	541	38.1%	60.7%	60.2%	57.5%
% of FP17s for the same patient ID Re-attending between 3 & 9 months - Adults	257	1,074	23.9%	52.7%	52.0%	50.4%
% of FP17s for Band 1 Urgent Courses	87	1,386	6.3%	9.5%	9.5%	9.1%
% of FP17s Relating to Free Repair or Replacements	2	1,386	0.1%	0.7%	0.7%	0.8%
% of FP17s Relating to Continuations	11	1,386	0.8%	1.3%	1.2%	1.3%
% of Patients satisfied with the dentistry they have received	8	8	N/A	92.6%	92.9%	92.7%
% of Patients satisfied with the time they had to wait for an appointment	8	8	N/A	88.0%	88.8%	88.8%

* This is based on patients treated on this contract for their most recent course of treatment. Figures in italics indicate the base number of FP17s or Patient Questionnaire responses are less than 100. N/A is shown where the base number of responses is less than 10 during the period. % is calculated as Quantity/Base number*100

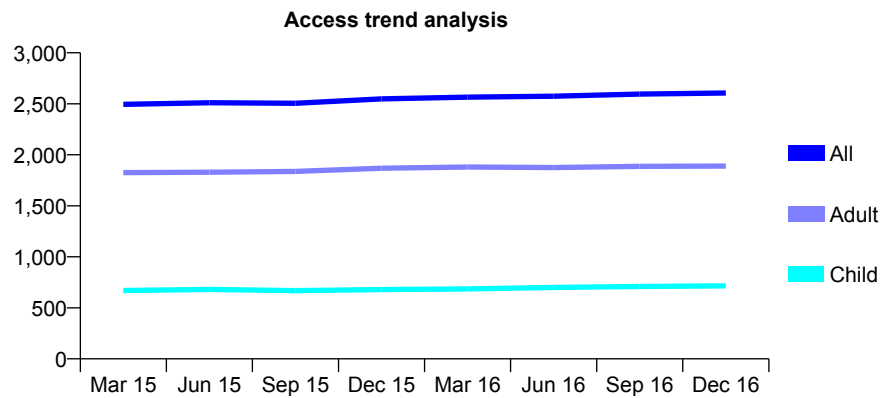
Q70 - Vital Signs At a Glance Contract Report for 158720/0001 - December 2016

Name or company name	Mr A Dargahi
Contract type name	GDS Contract
Purpose of contract	General
Contract start date	13/04/2009
Contract end date	

16/17 Contracted general activity (UDA)	7,168
Carry forward general activity (UDA)	-143
16/17 Contracted orthodontic activity (UOA)	0
Carry forward orthodontic activity (UOA)	0
Baseline contract value	£241,862.28

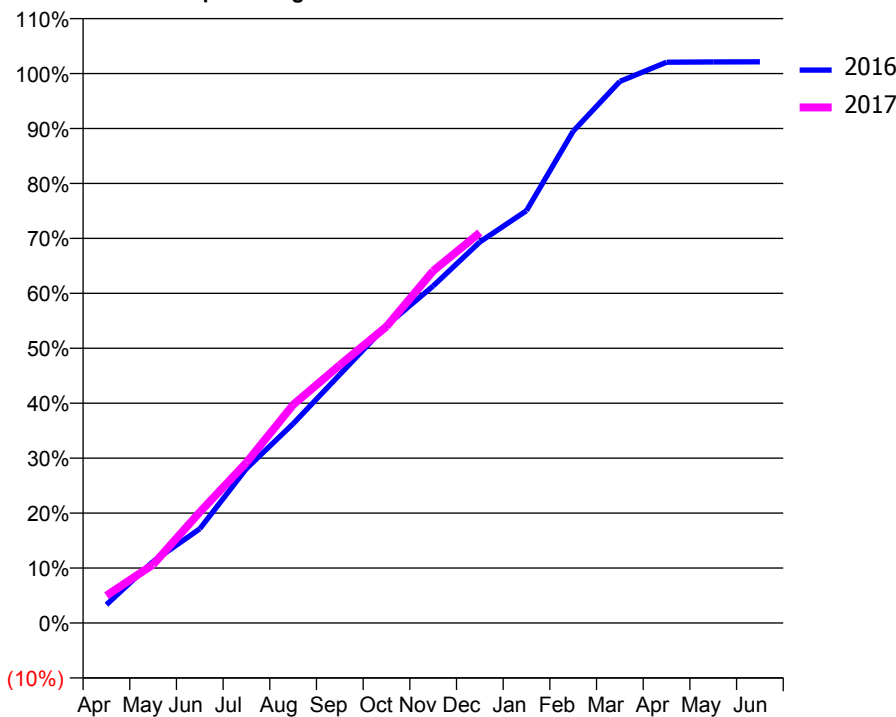
ACCESS*

Patients seen in 24 months	Total	Change since previous quarter
Quarter ending December 2015	2,548	
Quarter ending March 2016	2,565	→
Quarter ending June 2016	2,575	→
Quarter ending September 2016	2,596	→
Quarter ending December 2016	2,606	→
Variance since December 2015	2.3%	↑



ACTIVITY

Cumulative percentage of contracted UDA delivered 2016 & 2017



Month	2016	2017
April	239	358
May	803	763
June	1,228	1,447
July	2,016	2,093
August	2,600	2,847
September	3,242	3,366
October	3,881	3,868
November	4,397	4,594
December	4,970	5,093
January	5,380	
February	6,415	
March	7,065	
April	7,315	
May	7,318	
June	7,320	

QUALITY

	Quantity	Base Number	Contract	AT	Region	England
% of FP17s for the same patient ID Re-attending within 3 months - Children	29	680	4.3%	10.3%	11.9%	12.4%
% of FP17s for the same patient ID Re-attending within 3 months - Adults	309	1,895	16.3%	15.1%	16.5%	16.6%
% of FP17s for the same patient ID Re-attending between 3 & 9 months - Children	384	680	56.5%	60.7%	60.2%	57.5%
% of FP17s for the same patient ID Re-attending between 3 & 9 months - Adults	969	1,895	51.1%	52.7%	52.0%	50.4%
% of FP17s for Band 1 Urgent Courses	290	2,423	12.0%	9.5%	9.5%	9.1%
% of FP17s Relating to Free Repair or Replacements	0	2,423	0.0%	0.7%	0.7%	0.8%
% of FP17s Relating to Continuations	10	2,423	0.4%	1.3%	1.2%	1.3%
% of Patients satisfied with the dentistry they have received	4	5	N/A	92.6%	92.9%	92.7%
% of Patients satisfied with the time they had to wait for an appointment	4	5	N/A	88.0%	88.8%	88.8%

* This is based on patients treated on this contract for their most recent course of treatment. Figures in italics indicate the base number of FP17s or Patient Questionnaire responses are less than 100. N/A is shown where the base number of responses is less than 10 during the period. % is calculated as Quantity/Base number*100

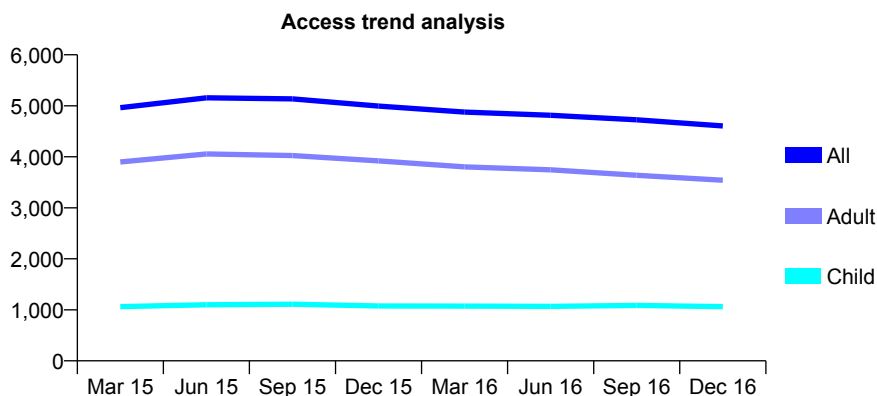
Q70 - Vital Signs At a Glance Contract Report for 159239/0001 - December 2016

Name or company name	South England Dental Practice Partnership
Contract type name	GDS Contract
Purpose of contract	General
Contract start date	01/05/2013
Contract end date	

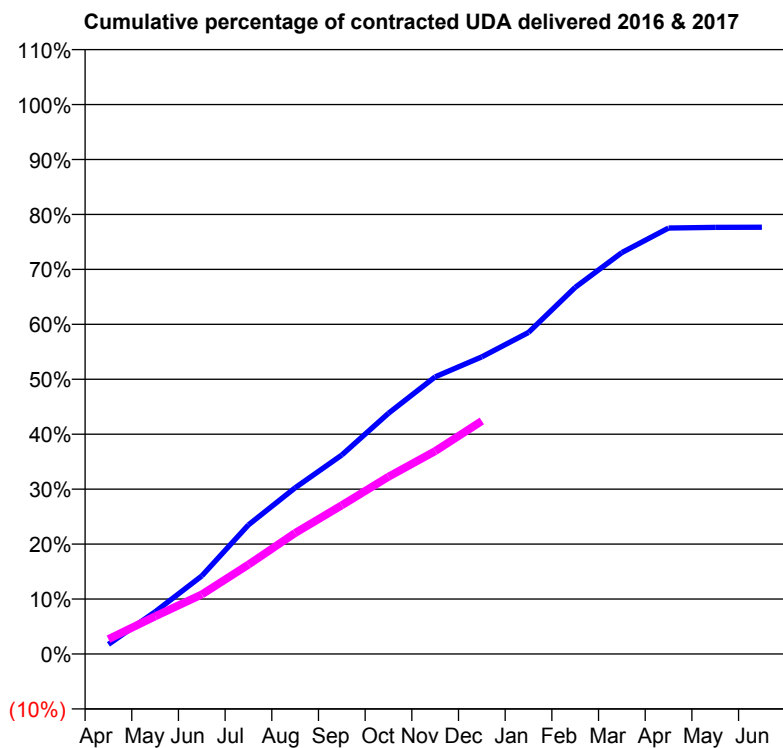
16/17 Contracted general activity (UDA)	17,500
Carry forward general activity (UDA)	0
16/17 Contracted orthodontic activity (UOA)	0
Carry forward orthodontic activity (UOA)	0
Baseline contract value	£444,207.07

ACCESS*

Patients seen in 24 months	Total	Change since previous quarter
Quarter ending December 2015	4,996	
Quarter ending March 2016	4,876	↓
Quarter ending June 2016	4,814	↓
Quarter ending September 2016	4,726	↓
Quarter ending December 2016	4,604	↓
Variance since December 2015	(7.8%)	↓



ACTIVITY



Month	Adjusted Scheduled Activity (UDA)	
	2016	2017
April	307	473
May	1,345	1,201
June	2,488	1,897
July	4,111	2,848
August	5,292	3,852
September	6,337	4,736
October	7,666	5,646
November	8,827	6,460
December	9,463	7,421
January	10,240	
February	11,677	
March	12,784	
April	13,567	
May	13,588	
June	13,594	

QUALITY

	Quantity	Base Number	Contract	AT	Region	England
% of FP17s for the same patient ID Re-attending within 3 months - Children	65	942	6.9%	10.3%	11.9%	12.4%
% of FP17s for the same patient ID Re-attending within 3 months - Adults	400	2,796	14.3%	15.1%	16.5%	16.6%
% of FP17s for the same patient ID Re-attending between 3 & 9 months - Children	452	942	48.0%	60.7%	60.2%	57.5%
% of FP17s for the same patient ID Re-attending between 3 & 9 months - Adults	1,014	2,796	36.3%	52.7%	52.0%	50.4%
% of FP17s for Band 1 Urgent Courses	987	3,400	29.0%	9.5%	9.5%	9.1%
% of FP17s Relating to Free Repair or Replacements	18	3,400	0.5%	0.7%	0.7%	0.8%
% of FP17s Relating to Continuations	19	3,400	0.6%	1.3%	1.2%	1.3%
% of Patients satisfied with the dentistry they have received	3	3	N/A	92.6%	92.9%	92.7%
% of Patients satisfied with the time they had to wait for an appointment	3	3	N/A	88.0%	88.8%	88.8%

* This is based on patients treated on this contract for their most recent course of treatment. Figures in italics indicate the base number of FP17s or Patient Questionnaire responses are less than 100. N/A is shown where the base number of responses is less than 10 during the period. % is calculated as Quantity/Base number*100

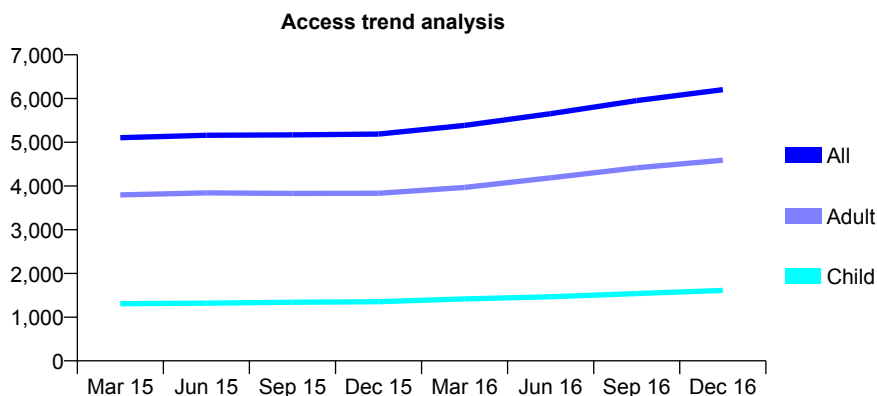
Q70 - Vital Signs At a Glance Contract Report for 159360/0001 - December 2016

Name or company name	Smile4life Ltd
Contract type name	GDS Contract
Purpose of contract	General
Contract start date	01/12/2010
Contract end date	

16/17 Contracted general activity (UDA)	16,230
Carry forward general activity (UDA)	259
16/17 Contracted orthodontic activity (UOA)	0
Carry forward orthodontic activity (UOA)	0
Baseline contract value	£423,084.75

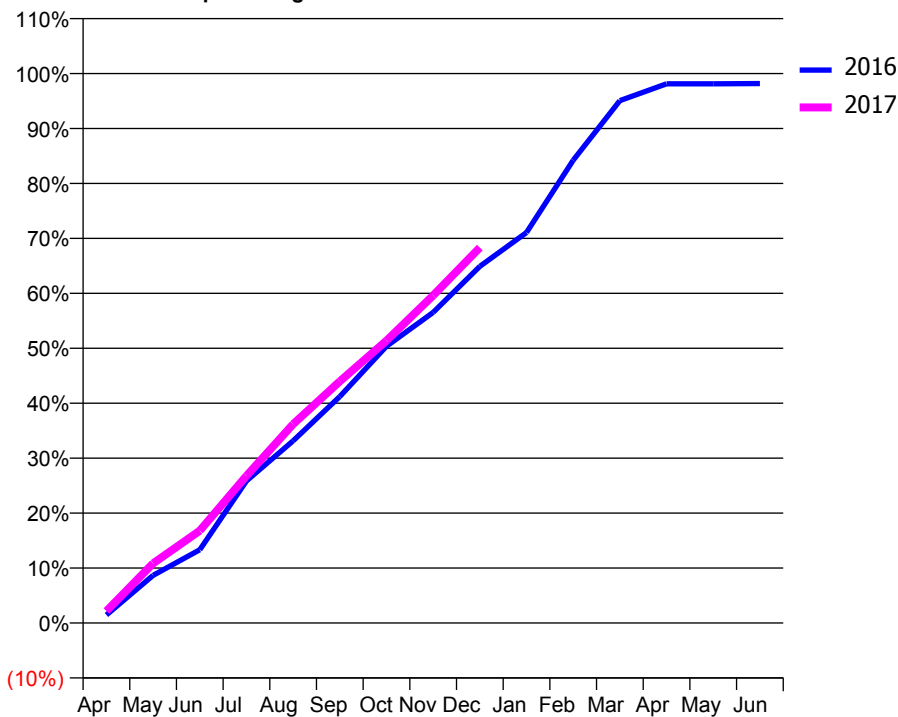
ACCESS*

Patients seen in 24 months	Total	Change since previous quarter
Quarter ending December 2015	5,186	
Quarter ending March 2016	5,386	↑
Quarter ending June 2016	5,652	↑
Quarter ending September 2016	5,953	↑
Quarter ending December 2016	6,201	↑
Variance since December 2015	19.6%	↑



ACTIVITY

Cumulative percentage of contracted UDA delivered 2016 & 2017



Month	Adjusted Scheduled Activity (UDA)	
	2016	2017
April	208	352
May	1,235	1,761
June	1,898	2,727
July	3,680	4,345
August	4,719	5,874
September	5,865	7,139
October	7,167	8,339
November	8,045	9,674
December	9,237	11,089
January	10,114	
February	11,986	
March	13,527	
April	13,963	
May	13,964	
June	13,970	

QUALITY

	Quantity	Base Number	Contract	AT	Region	England
% of FP17s for the same patient ID Re-attending within 3 months - Children	118	1,884	6.3%	10.3%	11.9%	12.4%
% of FP17s for the same patient ID Re-attending within 3 months - Adults	769	5,236	14.7%	15.1%	16.5%	16.6%
% of FP17s for the same patient ID Re-attending between 3 & 9 months - Children	1,248	1,884	66.2%	60.7%	60.2%	57.5%
% of FP17s for the same patient ID Re-attending between 3 & 9 months - Adults	2,880	5,236	55.0%	52.7%	52.0%	50.4%
% of FP17s for Band 1 Urgent Courses	584	6,516	9.0%	9.5%	9.5%	9.1%
% of FP17s Relating to Free Repair or Replacements	55	6,516	0.8%	0.7%	0.7%	0.8%
% of FP17s Relating to Continuations	39	6,516	0.6%	1.3%	1.2%	1.3%
% of Patients satisfied with the dentistry they have received	11	12	91.7%	92.6%	92.9%	92.7%
% of Patients satisfied with the time they had to wait for an appointment	12	12	100.0%	88.0%	88.8%	88.8%

* This is based on patients treated on this contract for their most recent course of treatment. Figures in italics indicate the base number of FP17s or Patient Questionnaire responses are less than 100. N/A is shown where the base number of responses is less than 10 during the period. % is calculated as Quantity/Base number*100

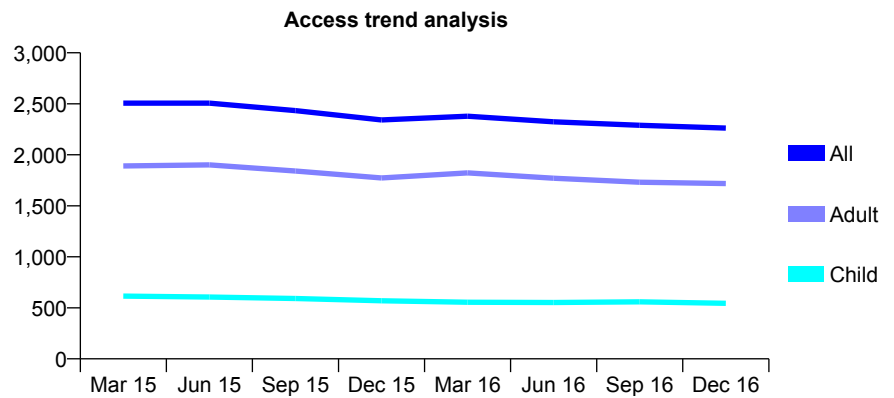
Q70 - Vital Signs At a Glance Contract Report for 160326/0002 - December 2016

Name or company name	Burridge Dental Practice Ltd
Contract type name	GDS Contract
Purpose of contract	General
Contract start date	02/01/2012
Contract end date	

16/17 Contracted general activity (UDA)	6,100
Carry forward general activity (UDA)	204
16/17 Contracted orthodontic activity (UOA)	0
Carry forward orthodontic activity (UOA)	0
Baseline contract value	£152,133.85

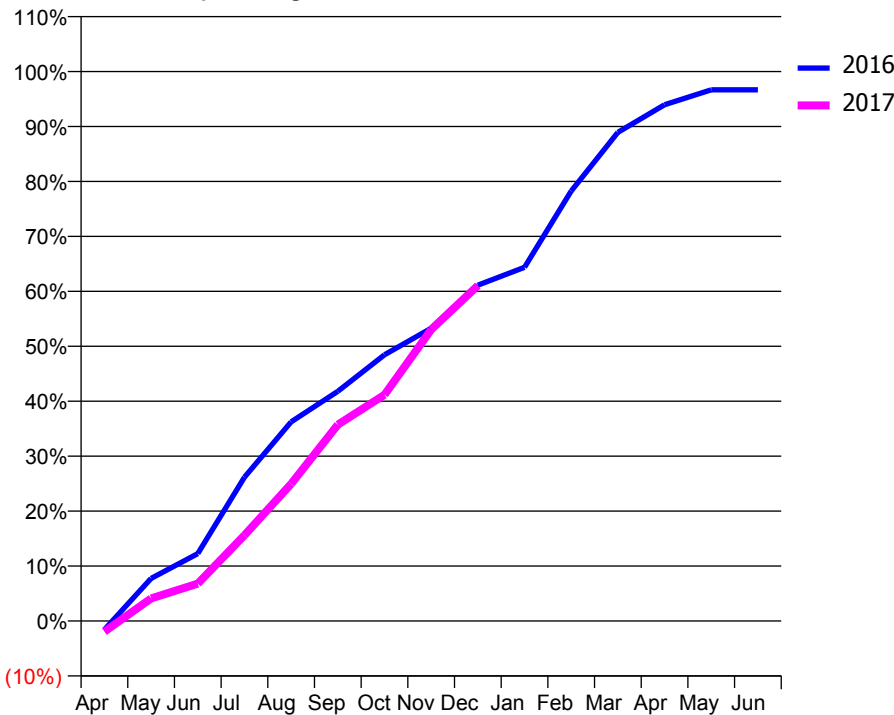
ACCESS*

Patients seen in 24 months	Total	Change since previous quarter
Quarter ending December 2015	2,342	
Quarter ending March 2016	2,378	→
Quarter ending June 2016	2,323	↓
Quarter ending September 2016	2,290	↓
Quarter ending December 2016	2,262	↓
Variance since December 2015	(3.4%)	↓



ACTIVITY

Cumulative percentage of contracted UDA delivered 2016 & 2017



Month	Adjusted Scheduled Activity (UDA)	
	2016	2017
April	-97	-119
May	473	250
June	748	415
July	1,596	952
August	2,211	1,522
September	2,549	2,180
October	2,955	2,512
November	3,251	3,235
December	3,728	3,724
January	3,927	
February	4,773	
March	5,425	
April	5,731	
May	5,896	
June	5,896	

QUALITY

	Quantity	Base Number	Contract	AT	Region	England
% of FP17s for the same patient ID Re-attending within 3 months - Children	67	644	10.4%	10.3%	11.9%	12.4%
% of FP17s for the same patient ID Re-attending within 3 months - Adults	189	1,704	11.1%	15.1%	16.5%	16.6%
% of FP17s for the same patient ID Re-attending between 3 & 9 months - Children	387	644	60.1%	60.7%	60.2%	57.5%
% of FP17s for the same patient ID Re-attending between 3 & 9 months - Adults	937	1,704	55.0%	52.7%	52.0%	50.4%
% of FP17s for Band 1 Urgent Courses	125	2,172	5.8%	9.5%	9.5%	9.1%
% of FP17s Relating to Free Repair or Replacements	17	2,172	0.8%	0.7%	0.7%	0.8%
% of FP17s Relating to Continuations	35	2,172	1.6%	1.3%	1.2%	1.3%
% of Patients satisfied with the dentistry they have received	1	1	N/A	92.6%	92.9%	92.7%
% of Patients satisfied with the time they had to wait for an appointment	1	1	N/A	88.0%	88.8%	88.8%

* This is based on patients treated on this contract for their most recent course of treatment. Figures in italics indicate the base number of FP17s or Patient Questionnaire responses are less than 100. N/A is shown where the base number of responses is less than 10 during the period. % is calculated as Quantity/Base number*100

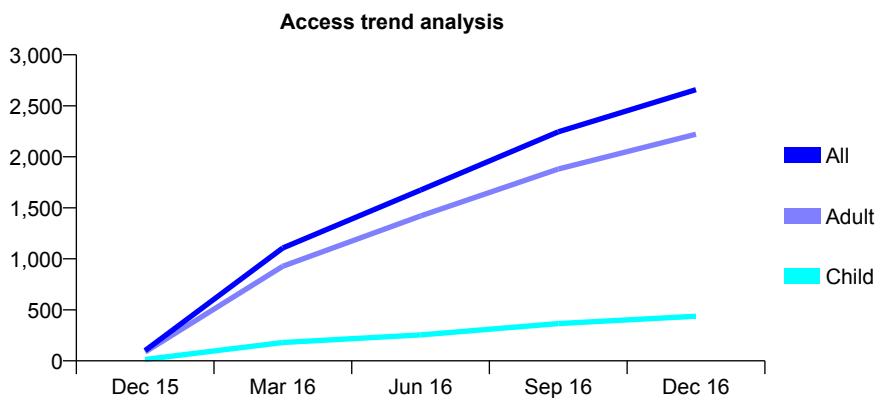
Q70 - Vital Signs At a Glance Contract Report for 161888/0001 - December 2016

Name or company name	Hamid Alavi
Contract type name	GDS Contract
Purpose of contract	General
Contract start date	01/11/2015
Contract end date	

16/17 Contracted general activity (UDA)	13,137
Carry forward general activity (UDA)	475
16/17 Contracted orthodontic activity (UOA)	0
Carry forward orthodontic activity (UOA)	0
Baseline contract value	£289,144.10

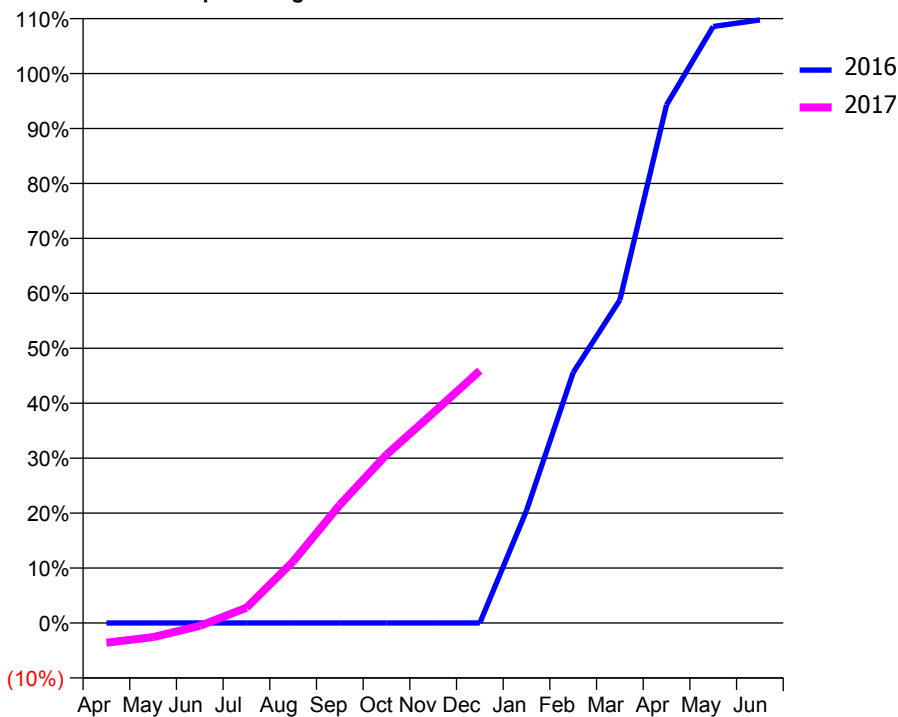
ACCESS*

Patients seen in 24 months	Total	Change since previous quarter
Quarter ending December 2015	101	
Quarter ending March 2016	1,107	↑
Quarter ending June 2016	1,674	↑
Quarter ending September 2016	2,245	↑
Quarter ending December 2016	2,658	↑
Variance since December 2015	2531.7%	↑



ACTIVITY

Cumulative percentage of contracted UDA delivered 2016 & 2017



Month	Adjusted Scheduled Activity (UDA)	
	2016	2017
April	0	-475
May	0	-340
June	0	-70
July	0	366
August	0	1,470
September	0	2,825
October	0	4,024
November	0	5,024
December	0	6,033
January	1,109	
February	2,470	
March	3,185	
April	5,108	
May	5,881	
June	5,946	

QUALITY

	Quantity	Base Number	Contract	AT	Region	England
% of FP17s for the same patient ID Re-attending within 3 months - Children	26	402	6.5%	10.3%	11.9%	12.4%
% of FP17s for the same patient ID Re-attending within 3 months - Adults	362	2,400	15.1%	15.1%	16.5%	16.6%
% of FP17s for the same patient ID Re-attending between 3 & 9 months - Children	37	402	9.2%	60.7%	60.2%	57.5%
% of FP17s for the same patient ID Re-attending between 3 & 9 months - Adults	464	2,400	19.3%	52.7%	52.0%	50.4%
% of FP17s for Band 1 Urgent Courses	246	1,978	12.4%	9.5%	9.5%	9.1%
% of FP17s Relating to Free Repair or Replacements	19	1,978	1.0%	0.7%	0.7%	0.8%
% of FP17s Relating to Continuations	33	1,978	1.7%	1.3%	1.2%	1.3%
% of Patients satisfied with the dentistry they have received	10	12	83.3%	92.6%	92.9%	92.7%
% of Patients satisfied with the time they had to wait for an appointment	11	12	91.7%	88.0%	88.8%	88.8%

* This is based on patients treated on this contract for their most recent course of treatment. Figures in italics indicate the base number of FP17s or Patient Questionnaire responses are less than 100. N/A is shown where the base number of responses is less than 10 during the period. % is calculated as Quantity/Base number*100

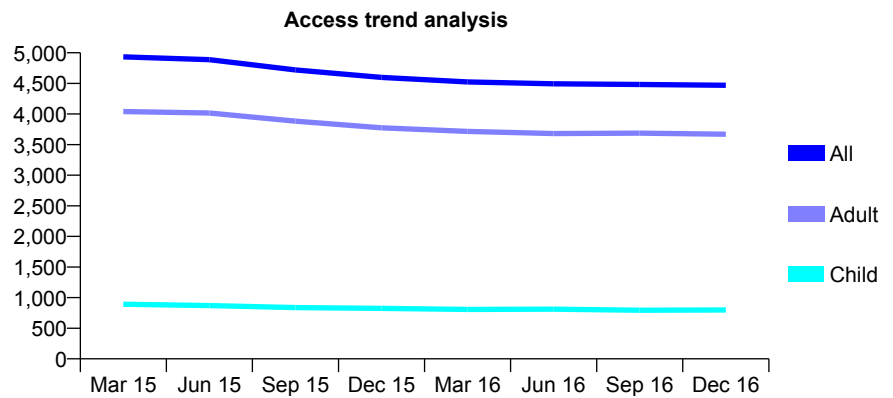
Q70 - Vital Signs At a Glance Contract Report for 163295/0001 - December 2016

Name or company name	Chequers Dental Partnership
Contract type name	GDS Contract
Purpose of contract	General
Contract start date	01/04/2009
Contract end date	

16/17 Contracted general activity (UDA)	16,000
Carry forward general activity (UDA)	0
16/17 Contracted orthodontic activity (UOA)	0
Carry forward orthodontic activity (UOA)	0
Baseline contract value	£409,701.65

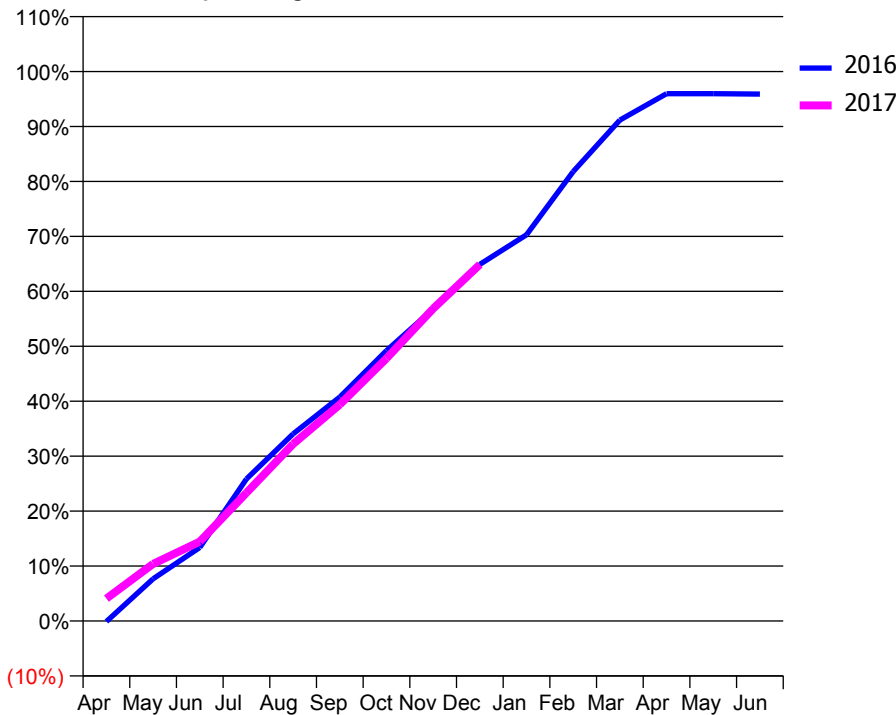
ACCESS*

Patients seen in 24 months	Total	Change since previous quarter
Quarter ending December 2015	4,599	
Quarter ending March 2016	4,523	↓
Quarter ending June 2016	4,493	→
Quarter ending September 2016	4,482	→
Quarter ending December 2016	4,469	→
Variance since December 2015	(2.8%)	↓



ACTIVITY

Cumulative percentage of contracted UDA delivered 2016 & 2017



Month	Adjusted Scheduled Activity (UDA)	
	2016	2017
April	-17	652
May	1,229	1,663
June	2,143	2,311
July	4,138	3,734
August	5,448	5,155
September	6,520	6,303
October	7,872	7,645
November	9,087	9,096
December	10,386	10,379
January	11,248	
February	13,087	
March	14,586	
April	15,353	
May	15,354	
June	15,343	

QUALITY

	Quantity	Base Number	Contract	AT	Region	England
% of FP17s for the same patient ID Re-attending within 3 months - Children	85	946	9.0%	10.3%	11.9%	12.4%
% of FP17s for the same patient ID Re-attending within 3 months - Adults	643	3,959	16.2%	15.1%	16.5%	16.6%
% of FP17s for the same patient ID Re-attending between 3 & 9 months - Children	553	946	58.5%	60.7%	60.2%	57.5%
% of FP17s for the same patient ID Re-attending between 3 & 9 months - Adults	2,012	3,959	50.8%	52.7%	52.0%	50.4%
% of FP17s for Band 1 Urgent Courses	358	4,595	7.8%	9.5%	9.5%	9.1%
% of FP17s Relating to Free Repair or Replacements	104	4,595	2.3%	0.7%	0.7%	0.8%
% of FP17s Relating to Continuations	54	4,595	1.2%	1.3%	1.2%	1.3%
% of Patients satisfied with the dentistry they have received	6	8	N/A	92.6%	92.9%	92.7%
% of Patients satisfied with the time they had to wait for an appointment	6	8	N/A	88.0%	88.8%	88.8%

* This is based on patients treated on this contract for their most recent course of treatment. Figures in italics indicate the base number of FP17s or Patient Questionnaire responses are less than 100. N/A is shown where the base number of responses is less than 10 during the period. % is calculated as Quantity/Base number*100

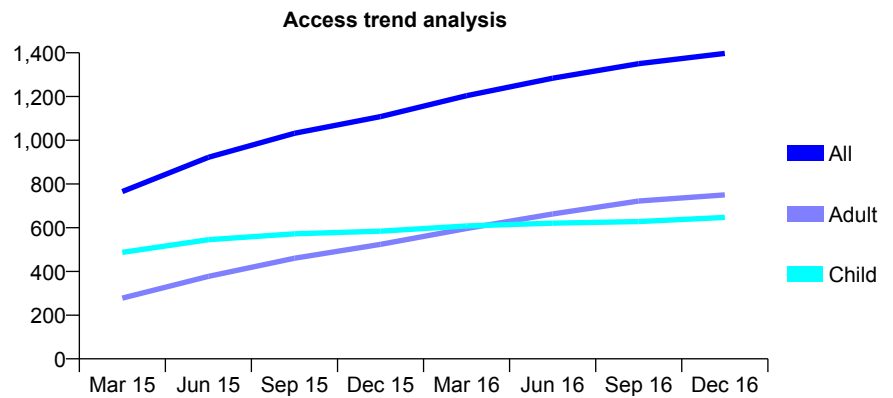
Q70 - Vital Signs At a Glance Contract Report for 163376/0001 - December 2016

Name or company name	Northbourne Dental Partners
Contract type name	GDS Contract
Purpose of contract	General
Contract start date	01/09/2014
Contract end date	

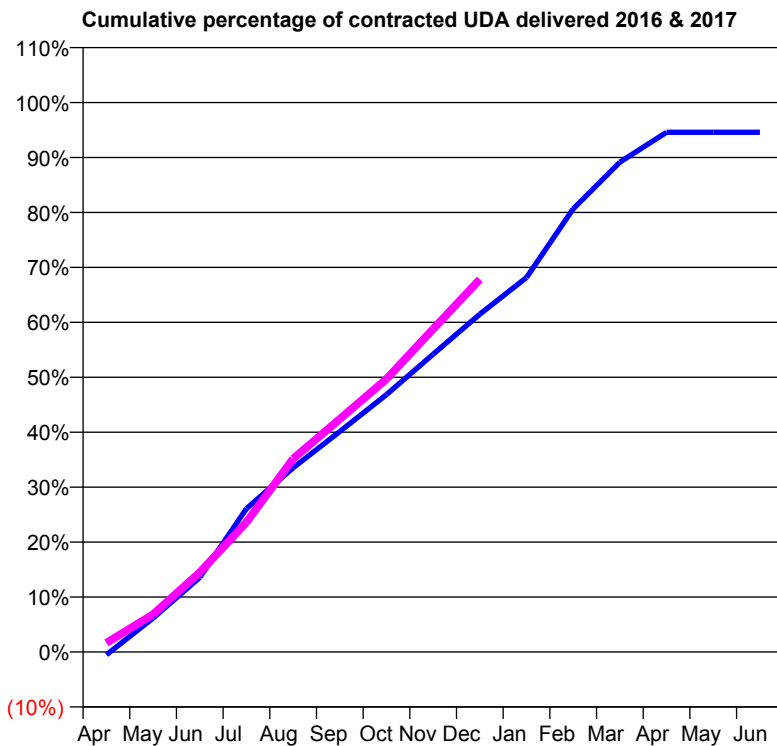
16/17 Contracted general activity (UDA)	4,002
Carry forward general activity (UDA)	81
16/17 Contracted orthodontic activity (UOA)	0
Carry forward orthodontic activity (UOA)	0
Baseline contract value	£106,350.07

ACCESS*

Patients seen in 24 months	Total	Change since previous quarter
Quarter ending December 2015	1,108	
Quarter ending March 2016	1,204	↑
Quarter ending June 2016	1,284	↑
Quarter ending September 2016	1,350	↑
Quarter ending December 2016	1,397	↑
Variance since December 2015	26.1%	↑



ACTIVITY



Month	Adjusted Scheduled Activity (UDA)	
	2016	2017
April	-21	67
May	247	274
June	544	581
July	1,044	945
August	1,341	1,408
September	1,606	1,697
October	1,875	1,988
November	2,169	2,353
December	2,460	2,714
January	2,727	
February	3,228	
March	3,568	
April	3,785	
May	3,785	
June	3,785	

QUALITY

	Quantity	Base Number	Contract	AT	Region	England
% of FP17s for the same patient ID Re-attending within 3 months - Children	121	1,070	11.3%	10.3%	11.9%	12.4%
% of FP17s for the same patient ID Re-attending within 3 months - Adults	73	574	12.7%	15.1%	16.5%	16.6%
% of FP17s for the same patient ID Re-attending between 3 & 9 months - Children	735	1,070	68.7%	60.7%	60.2%	57.5%
% of FP17s for the same patient ID Re-attending between 3 & 9 months - Adults	138	574	24.0%	52.7%	52.0%	50.4%
% of FP17s for Band 1 Urgent Courses	303	1,535	19.7%	9.5%	9.5%	9.1%
% of FP17s Relating to Free Repair or Replacements	11	1,535	0.7%	0.7%	0.7%	0.8%
% of FP17s Relating to Continuations	8	1,535	0.5%	1.3%	1.2%	1.3%
% of Patients satisfied with the dentistry they have received	3	3	N/A	92.6%	92.9%	92.7%
% of Patients satisfied with the time they had to wait for an appointment	3	3	N/A	88.0%	88.8%	88.8%

* This is based on patients treated on this contract for their most recent course of treatment. Figures in italics indicate the base number of FP17s or Patient Questionnaire responses are less than 100. N/A is shown where the base number of responses is less than 10 during the period. % is calculated as Quantity/Base number*100

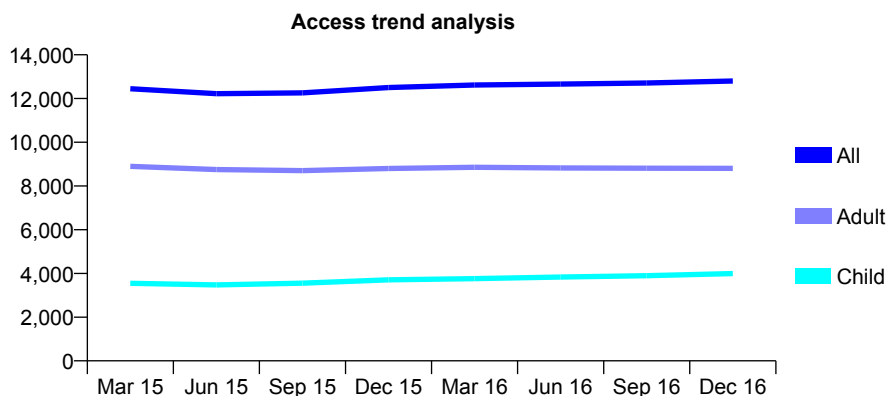
Q70 - Vital Signs At a Glance Contract Report for 163457/0029 - December 2016

Name or company name	Solent Dental Services
Contract type name	PDS Contract
Purpose of contract	General
Contract start date	01/04/2013
Contract end date	31/03/2018

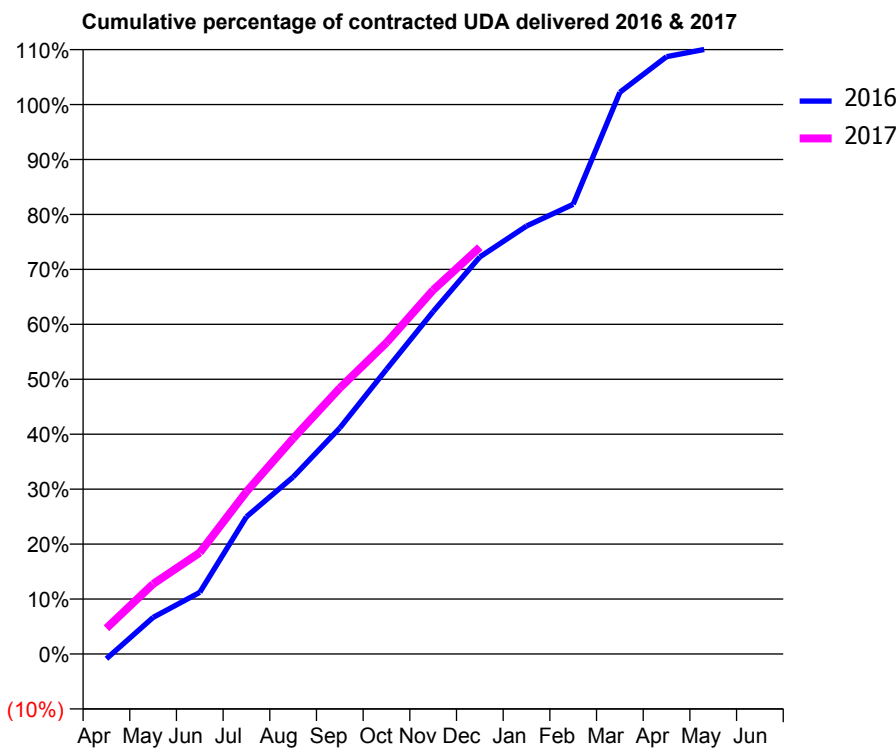
16/17 Contracted general activity (UDA)	29,478
Carry forward general activity (UDA)	0
16/17 Contracted orthodontic activity (UOA)	0
Carry forward orthodontic activity (UOA)	0
Baseline contract value	£4,527,360.90

ACCESS*

Patients seen in 24 months	Total	Change since previous quarter
Quarter ending December 2015	12,501	
Quarter ending March 2016	12,616	→
Quarter ending June 2016	12,663	→
Quarter ending September 2016	12,707	→
Quarter ending December 2016	12,800	→
Variance since December 2015	2.4%	↑



ACTIVITY



Month	Adjusted Scheduled Activity (UDA)	
	2016	2017
April	-262	1,382
May	1,960	3,756
June	3,306	5,441
July	7,367	8,706
August	9,499	11,562
September	12,127	14,266
October	15,268	16,702
November	18,374	19,527
December	21,303	21,818
January	22,956	
February	24,126	
March	30,136	
April	32,045	
May	32,522	
June	32,577	

QUALITY

	Quantity	Base Number	Contract	AT	Region	England
% of FP17s for the same patient ID Re-attending within 3 months - Children	561	4,843	11.6%	10.3%	11.9%	12.4%
% of FP17s for the same patient ID Re-attending within 3 months - Adults	1,338	8,025	16.7%	15.1%	16.5%	16.6%
% of FP17s for the same patient ID Re-attending between 3 & 9 months - Children	1,987	4,843	41.0%	60.7%	60.2%	57.5%
% of FP17s for the same patient ID Re-attending between 3 & 9 months - Adults	3,768	8,025	47.0%	52.7%	52.0%	50.4%
% of FP17s for Band 1 Urgent Courses	830	11,667	7.1%	9.5%	9.5%	9.1%
% of FP17s Relating to Free Repair or Replacements	28	11,667	0.2%	0.7%	0.7%	0.8%
% of FP17s Relating to Continuations	273	11,667	2.3%	1.3%	1.2%	1.3%
% of Patients satisfied with the dentistry they have received	14	16	87.5%	92.6%	92.9%	92.7%
% of Patients satisfied with the time they had to wait for an appointment	12	16	75.0%	88.0%	88.8%	88.8%

* This is based on patients treated on this contract for their most recent course of treatment. Figures in italics indicate the base number of FP17s or Patient Questionnaire responses are less than 100. N/A is shown where the base number of responses is less than 10 during the period. % is calculated as Quantity/Base number*100

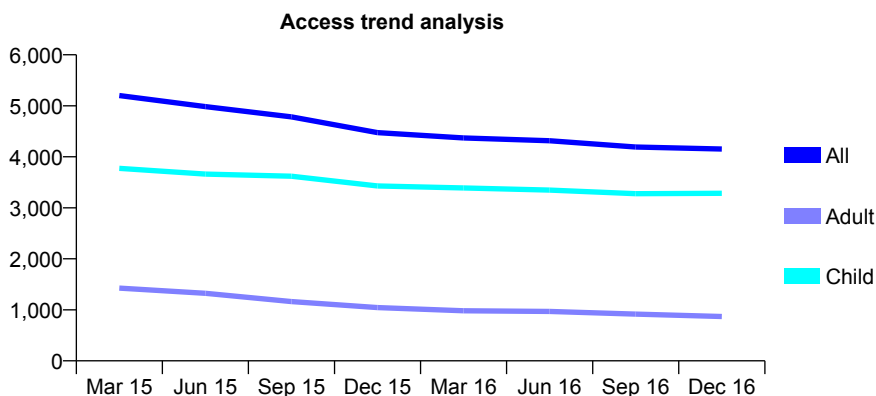
Q70 - Vital Signs At a Glance Contract Report for 163457/0030 - December 2016

Name or company name	Solent Dental Services
Contract type name	PDS Contract
Purpose of contract	General
Contract start date	01/04/2013
Contract end date	31/03/2018

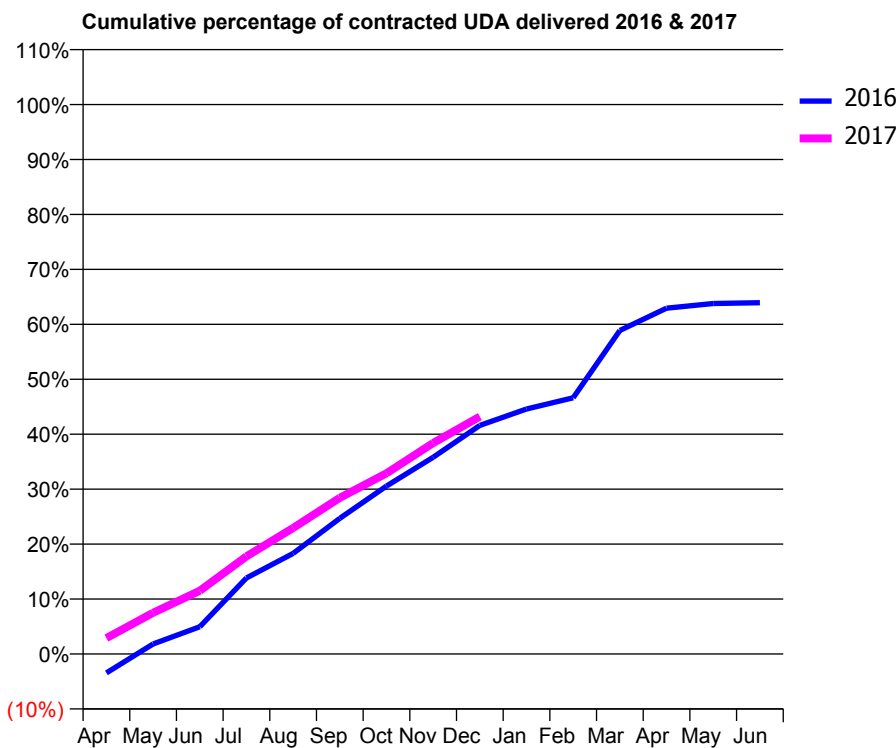
16/17 Contracted general activity (UDA)	18,978
Carry forward general activity (UDA)	0
16/17 Contracted orthodontic activity (UOA)	0
Carry forward orthodontic activity (UOA)	0
Baseline contract value	£2,914,724.71

ACCESS*

Patients seen in 24 months	Total	Change since previous quarter
Quarter ending December 2015	4,474	
Quarter ending March 2016	4,371	↓
Quarter ending June 2016	4,315	↓
Quarter ending September 2016	4,192	↓
Quarter ending December 2016	4,154	→
Variance since December 2015	(7.2%)	↓



ACTIVITY



Month	Adjusted Scheduled Activity (UDA)	
	2016	2017
April	-658	549
May	347	1,427
June	940	2,185
July	2,626	3,374
August	3,474	4,356
September	4,687	5,397
October	5,800	6,242
November	6,794	7,288
December	7,894	8,200
January	8,462	
February	8,847	
March	11,177	
April	11,944	
May	12,106	
June	12,133	

QUALITY

	Quantity	Base Number	Contract	AT	Region	England
% of FP17s for the same patient ID Re-attending within 3 months - Children	342	3,663	9.3%	10.3%	11.9%	12.4%
% of FP17s for the same patient ID Re-attending within 3 months - Adults	59	806	7.3%	15.1%	16.5%	16.6%
% of FP17s for the same patient ID Re-attending between 3 & 9 months - Children	941	3,663	25.7%	60.7%	60.2%	57.5%
% of FP17s for the same patient ID Re-attending between 3 & 9 months - Adults	109	806	13.5%	52.7%	52.0%	50.4%
% of FP17s for Band 1 Urgent Courses	296	4,028	7.3%	9.5%	9.5%	9.1%
% of FP17s Relating to Free Repair or Replacements	5	4,028	0.1%	0.7%	0.7%	0.8%
% of FP17s Relating to Continuations	49	4,028	1.2%	1.3%	1.2%	1.3%
% of Patients satisfied with the dentistry they have received	5	5	N/A	92.6%	92.9%	92.7%
% of Patients satisfied with the time they had to wait for an appointment	2	5	N/A	88.0%	88.8%	88.8%

* This is based on patients treated on this contract for their most recent course of treatment. Figures in italics indicate the base number of FP17s or Patient Questionnaire responses are less than 100. N/A is shown where the base number of responses is less than 10 during the period. % is calculated as Quantity/Base number*100

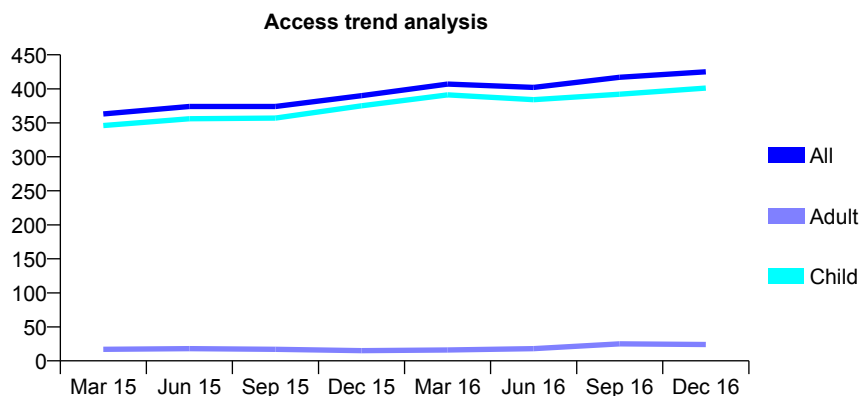
Q70 - Vital Signs At a Glance Contract Report for 163694/0001 - December 2016

Name or company name	Stoke Road Dental Partnership
Contract type name	GDS Contract
Purpose of contract	General
Contract start date	15/09/2008
Contract end date	

16/17 Contracted general activity (UDA)	577
Carry forward general activity (UDA)	-11
16/17 Contracted orthodontic activity (UOA)	0
Carry forward orthodontic activity (UOA)	0
Baseline contract value	£15,006.70

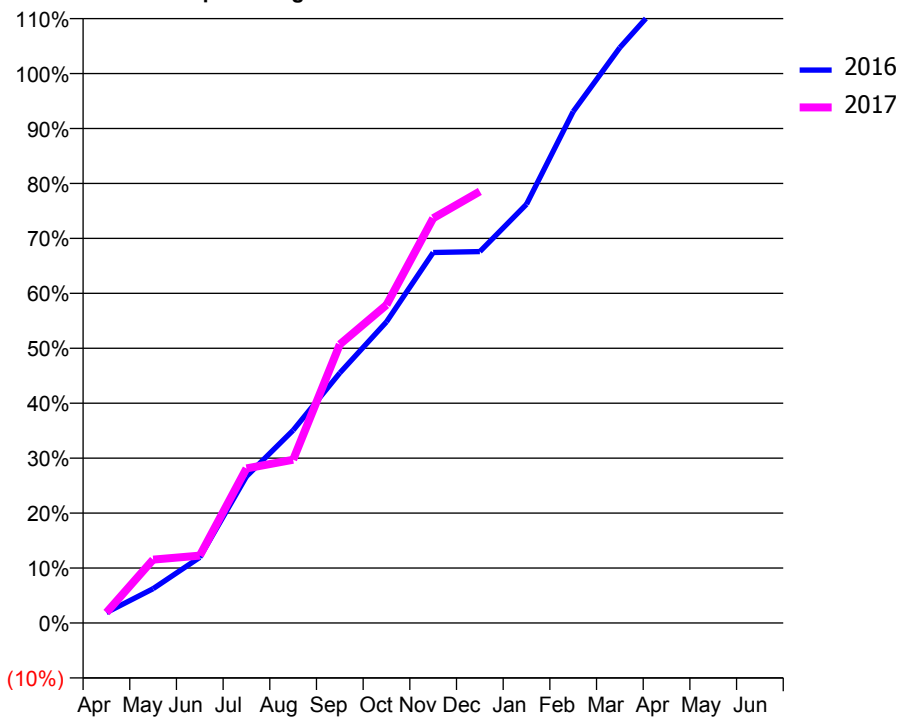
ACCESS*

Patients seen in 24 months	Total	Change since previous quarter
Quarter ending December 2015	390	
Quarter ending March 2016	407	↑
Quarter ending June 2016	402	↓
Quarter ending September 2016	417	↑
Quarter ending December 2016	425	→
Variance since December 2015	9.0%	↑



ACTIVITY

Cumulative percentage of contracted UDA delivered 2016 & 2017



Month	Adjusted Scheduled Activity (UDA)	
	2016	2017
April	11	11
May	36	67
June	69	71
July	154	162
August	202	171
September	263	293
October	316	334
November	389	425
December	390	453
January	440	
February	537	
March	604	
April	659	
May	659	
June	659	

QUALITY

	Quantity	Base Number	Contract	AT	Region	England
% of FP17s for the same patient ID Re-attending within 3 months - Children	28	403	6.9%	10.3%	11.9%	12.4%
% of FP17s for the same patient ID Re-attending within 3 months - Adults	0	0	N/A	15.1%	16.5%	16.6%
% of FP17s for the same patient ID Re-attending between 3 & 9 months - Children	188	403	46.7%	60.7%	60.2%	57.5%
% of FP17s for the same patient ID Re-attending between 3 & 9 months - Adults	0	0	N/A	52.7%	52.0%	50.4%
% of FP17s for Band 1 Urgent Courses	31	346	9.0%	9.5%	9.5%	9.1%
% of FP17s Relating to Free Repair or Replacements	0	346	0.0%	0.7%	0.7%	0.8%
% of FP17s Relating to Continuations	0	346	0.0%	1.3%	1.2%	1.3%
% of Patients satisfied with the dentistry they have received	0	0	N/A	92.6%	92.9%	92.7%
% of Patients satisfied with the time they had to wait for an appointment	0	0	N/A	88.0%	88.8%	88.8%

* This is based on patients treated on this contract for their most recent course of treatment. Figures in italics indicate the base number of FP17s or Patient Questionnaire responses are less than 100. N/A is shown where the base number of responses is less than 10 during the period. % is calculated as Quantity/Base number*100

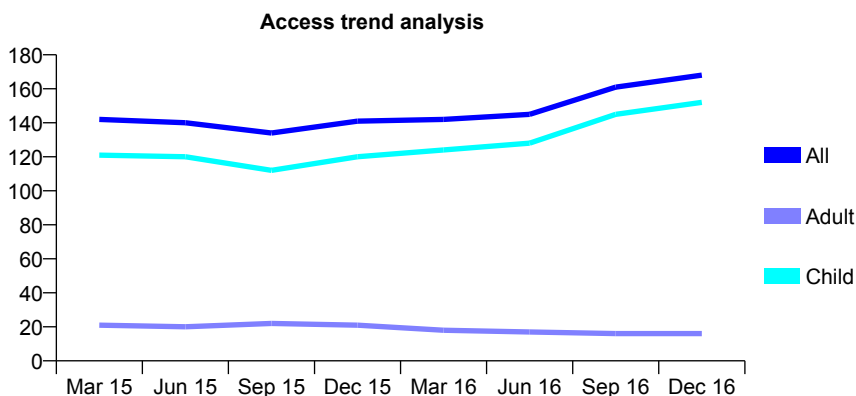
Q70 - Vital Signs At a Glance Contract Report for 164488/0001 - December 2016

Name or company name	Mr JJR Gollings
Contract type name	GDS Contract
Purpose of contract	General
Contract start date	01/04/2012
Contract end date	

16/17 Contracted general activity (UDA)	275
Carry forward general activity (UDA)	-5
16/17 Contracted orthodontic activity (UOA)	0
Carry forward orthodontic activity (UOA)	0
Baseline contract value	£7,244.48

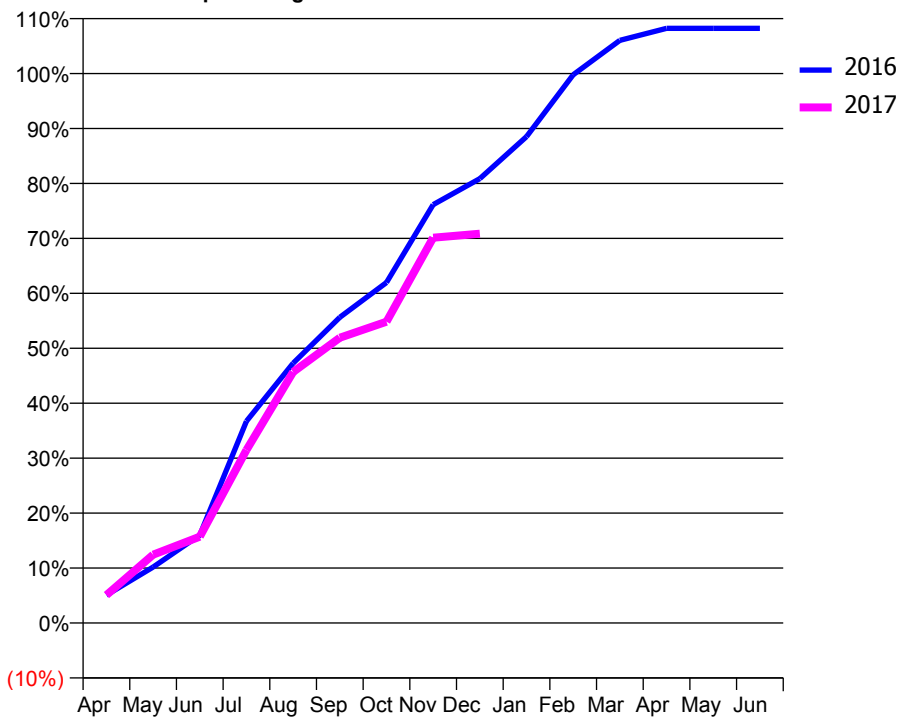
ACCESS*

Patients seen in 24 months	Total	Change since previous quarter
Quarter ending December 2015	141	
Quarter ending March 2016	142	→
Quarter ending June 2016	145	↑
Quarter ending September 2016	161	↑
Quarter ending December 2016	168	↑
Variance since December 2015	19.1%	↑



ACTIVITY

Cumulative percentage of contracted UDA delivered 2016 & 2017



Month	Adjusted Scheduled Activity (UDA)	
	2016	2017
April	14	14
May	28	34
June	44	43
July	101	87
August	130	126
September	153	143
October	170	151
November	209	193
December	222	195
January	243	
February	274	
March	292	
April	298	
May	298	
June	298	

QUALITY

	Quantity	Base Number	Contract	AT	Region	England
% of FP17s for the same patient ID Re-attending within 3 months - Children	4	149	2.7%	10.3%	11.9%	12.4%
% of FP17s for the same patient ID Re-attending within 3 months - Adults	2	6	33.3%	15.1%	16.5%	16.6%
% of FP17s for the same patient ID Re-attending between 3 & 9 months - Children	83	149	55.7%	60.7%	60.2%	57.5%
% of FP17s for the same patient ID Re-attending between 3 & 9 months - Adults	2	6	33.3%	52.7%	52.0%	50.4%
% of FP17s for Band 1 Urgent Courses	4	149	2.7%	9.5%	9.5%	9.1%
% of FP17s Relating to Free Repair or Replacements	0	149	0.0%	0.7%	0.7%	0.8%
% of FP17s Relating to Continuations	0	149	0.0%	1.3%	1.2%	1.3%
% of Patients satisfied with the dentistry they have received	0	0	N/A	92.6%	92.9%	92.7%
% of Patients satisfied with the time they had to wait for an appointment	0	0	N/A	88.0%	88.8%	88.8%

* This is based on patients treated on this contract for their most recent course of treatment. Figures in italics indicate the base number of FP17s or Patient Questionnaire responses are less than 100. N/A is shown where the base number of responses is less than 10 during the period. % is calculated as Quantity/Base number*100

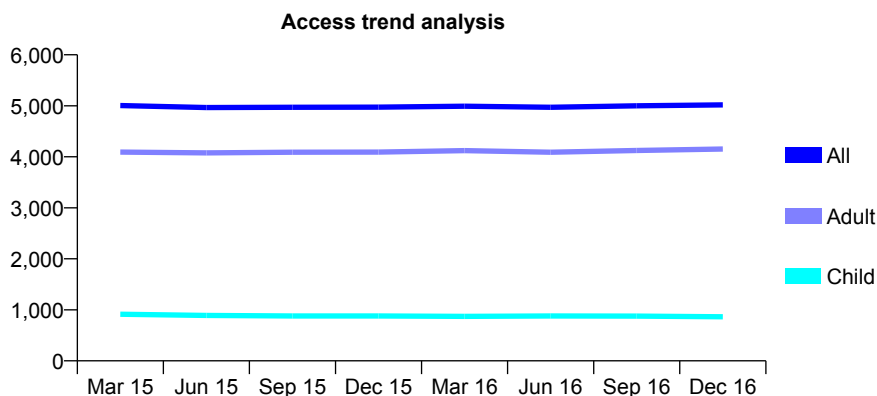
Q70 - Vital Signs At a Glance Contract Report for 164534/0001 - December 2016

Name or company name	Triangle Surgery Ltd
Contract type name	GDS Contract
Purpose of contract	General
Contract start date	01/04/2011
Contract end date	

16/17 Contracted general activity (UDA)	17,591
Carry forward general activity (UDA)	0
16/17 Contracted orthodontic activity (UOA)	0
Carry forward orthodontic activity (UOA)	0
Baseline contract value	£546,134.25

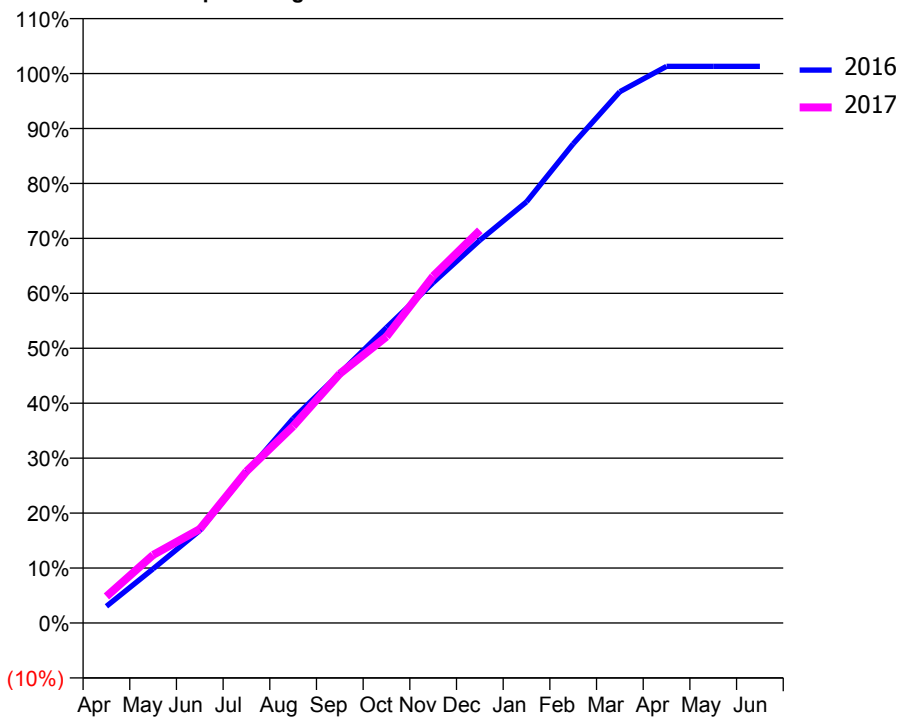
ACCESS*

Patients seen in 24 months	Total	Change since previous quarter
Quarter ending December 2015	4,973	
Quarter ending March 2016	4,993	→
Quarter ending June 2016	4,972	→
Quarter ending September 2016	4,999	→
Quarter ending December 2016	5,017	→
Variance since December 2015	0.9%	→



ACTIVITY

Cumulative percentage of contracted UDA delivered 2016 & 2017



Month	Adjusted Scheduled Activity (UDA)	
	2016	2017
April	534	853
May	1,736	2,177
June	2,959	3,006
July	4,821	4,856
August	6,545	6,297
September	7,992	7,979
October	9,457	9,166
November	10,895	11,107
December	12,253	12,571
January	13,481	
February	15,341	
March	17,008	
April	17,818	
May	17,818	
June	17,818	

QUALITY

	Quantity	Base Number	Contract	AT	Region	England
% of FP17s for the same patient ID Re-attending within 3 months - Children	55	989	5.6%	10.3%	11.9%	12.4%
% of FP17s for the same patient ID Re-attending within 3 months - Adults	835	4,781	17.5%	15.1%	16.5%	16.6%
% of FP17s for the same patient ID Re-attending between 3 & 9 months - Children	609	989	61.6%	60.7%	60.2%	57.5%
% of FP17s for the same patient ID Re-attending between 3 & 9 months - Adults	2,614	4,781	54.7%	52.7%	52.0%	50.4%
% of FP17s for Band 1 Urgent Courses	492	5,514	8.9%	9.5%	9.5%	9.1%
% of FP17s Relating to Free Repair or Replacements	80	5,514	1.5%	0.7%	0.7%	0.8%
% of FP17s Relating to Continuations	159	5,514	2.9%	1.3%	1.2%	1.3%
% of Patients satisfied with the dentistry they have received	9	9	N/A	92.6%	92.9%	92.7%
% of Patients satisfied with the time they had to wait for an appointment	9	9	N/A	88.0%	88.8%	88.8%

* This is based on patients treated on this contract for their most recent course of treatment. Figures in italics indicate the base number of FP17s or Patient Questionnaire responses are less than 100. N/A is shown where the base number of responses is less than 10 during the period. % is calculated as Quantity/Base number*100

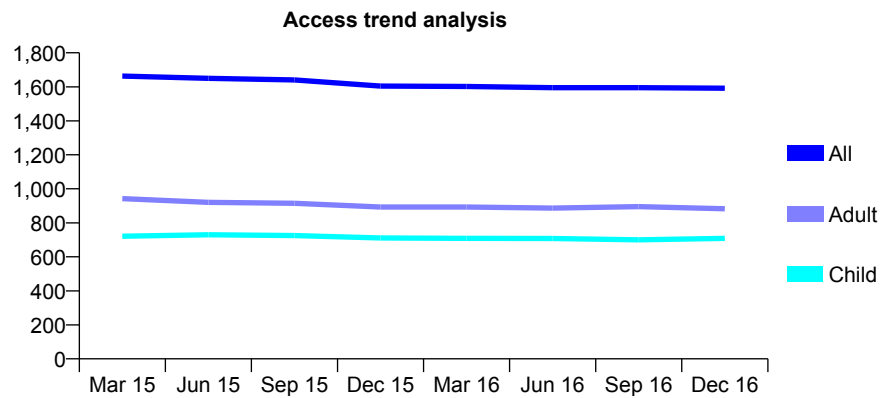
Q70 - Vital Signs At a Glance Contract Report for 166340/0001 - December 2016

Name or company name	Mr & Mrs Gabriel
Contract type name	GDS Contract
Purpose of contract	General
Contract start date	01/04/2008
Contract end date	

16/17 Contracted general activity (UDA)	3,292
Carry forward general activity (UDA)	0
16/17 Contracted orthodontic activity (UOA)	0
Carry forward orthodontic activity (UOA)	0
Baseline contract value	£83,361.85

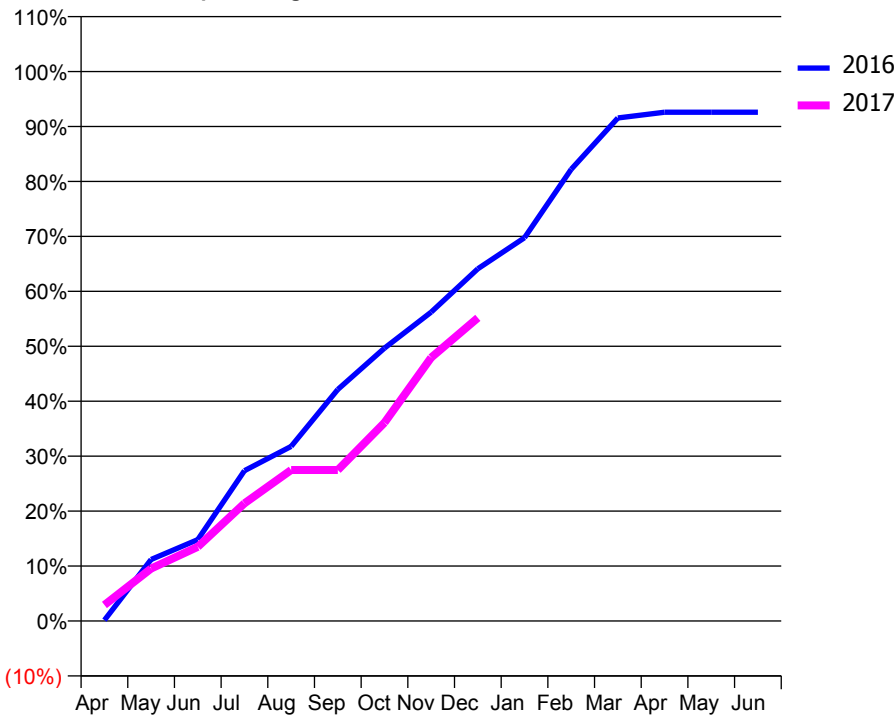
ACCESS*

Patients seen in 24 months	Total	Change since previous quarter
Quarter ending December 2015	1,604	
Quarter ending March 2016	1,602	→
Quarter ending June 2016	1,595	→
Quarter ending September 2016	1,595	→
Quarter ending December 2016	1,592	→
Variance since December 2015	(0.7%)	→



ACTIVITY

Cumulative percentage of contracted UDA delivered 2016 & 2017



Month	Adjusted Scheduled Activity (UDA)	
	2016	2017
April	4	96
May	290	314
June	383	445
July	707	705
August	821	904
September	1,090	904
October	1,284	1,188
November	1,453	1,578
December	1,657	1,816
January	1,803	
February	2,125	
March	2,366	
April	2,394	
May	2,394	
June	2,394	

QUALITY

	Quantity	Base Number	Contract	AT	Region	England
% of FP17s for the same patient ID Re-attending within 3 months - Children	58	775	7.5%	10.3%	11.9%	12.4%
% of FP17s for the same patient ID Re-attending within 3 months - Adults	90	741	12.1%	15.1%	16.5%	16.6%
% of FP17s for the same patient ID Re-attending between 3 & 9 months - Children	530	775	68.4%	60.7%	60.2%	57.5%
% of FP17s for the same patient ID Re-attending between 3 & 9 months - Adults	465	741	62.8%	52.7%	52.0%	50.4%
% of FP17s for Band 1 Urgent Courses	45	960	4.7%	9.5%	9.5%	9.1%
% of FP17s Relating to Free Repair or Replacements	0	960	0.0%	0.7%	0.7%	0.8%
% of FP17s Relating to Continuations	1	960	0.1%	1.3%	1.2%	1.3%
% of Patients satisfied with the dentistry they have received	1	2	N/A	92.6%	92.9%	92.7%
% of Patients satisfied with the time they had to wait for an appointment	2	2	N/A	88.0%	88.8%	88.8%

* This is based on patients treated on this contract for their most recent course of treatment. Figures in italics indicate the base number of FP17s or Patient Questionnaire responses are less than 100. N/A is shown where the base number of responses is less than 10 during the period. % is calculated as Quantity/Base number*100

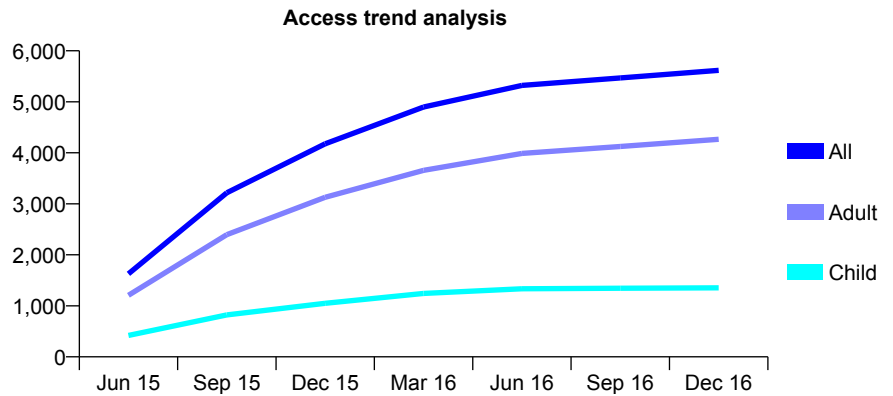
Q70 - Vital Signs At a Glance Contract Report for 167029/0001 - December 2016

Name or company name	The Dental Practice
Contract type name	GDS Contract
Purpose of contract	General
Contract start date	01/04/2015
Contract end date	

16/17 Contracted general activity (UDA)	16,368
Carry forward general activity (UDA)	0
16/17 Contracted orthodontic activity (UOA)	0
Carry forward orthodontic activity (UOA)	0
Baseline contract value	£456,606.19

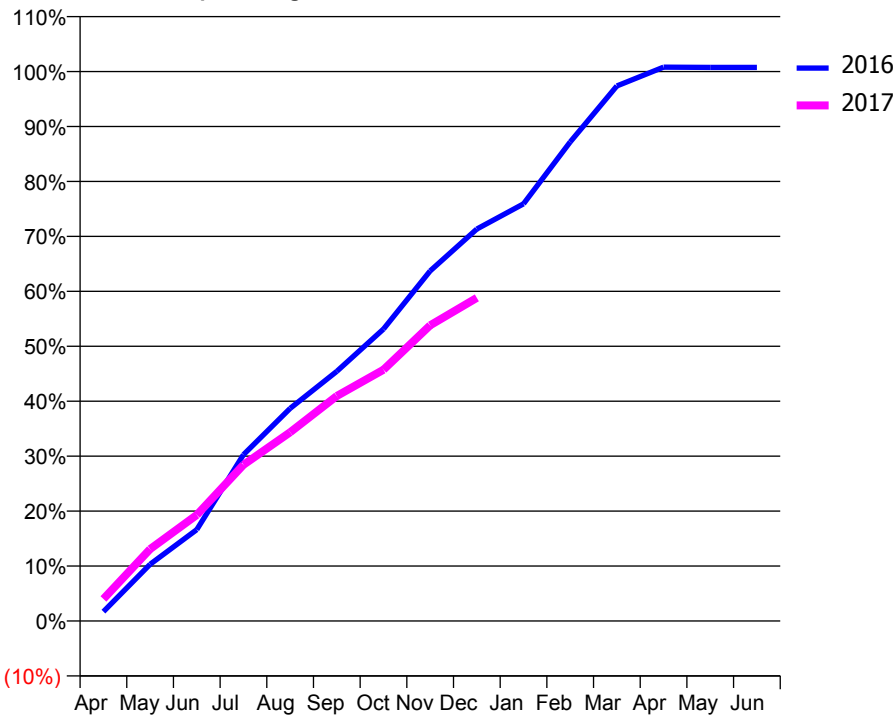
ACCESS*

Patients seen in 24 months	Total	Change since previous quarter
Quarter ending December 2015	4,177	
Quarter ending March 2016	4,897	↑
Quarter ending June 2016	5,321	↑
Quarter ending September 2016	5,468	↑
Quarter ending December 2016	5,618	↑
Variance since December 2015	34.5%	↑



ACTIVITY

Cumulative percentage of contracted UDA delivered 2016 & 2017



Month	Adjusted Scheduled Activity (UDA)	
	2016	2017
April	279	659
May	1,692	2,142
June	2,721	3,159
July	4,954	4,652
August	6,331	5,622
September	7,438	6,702
October	8,696	7,485
November	10,427	8,806
December	11,675	9,628
January	12,426	
February	14,268	
March	15,936	
April	16,497	
May	16,491	
June	16,491	

QUALITY

	Quantity	Base Number	Contract	AT	Region	England
% of FP17s for the same patient ID Re-attending within 3 months - Children	71	920	7.7%	10.3%	11.9%	12.4%
% of FP17s for the same patient ID Re-attending within 3 months - Adults	780	3,683	21.2%	15.1%	16.5%	16.6%
% of FP17s for the same patient ID Re-attending between 3 & 9 months - Children	505	920	54.9%	60.7%	60.2%	57.5%
% of FP17s for the same patient ID Re-attending between 3 & 9 months - Adults	1,452	3,683	39.4%	52.7%	52.0%	50.4%
% of FP17s for Band 1 Urgent Courses	604	4,295	14.1%	9.5%	9.5%	9.1%
% of FP17s Relating to Free Repair or Replacements	102	4,295	2.4%	0.7%	0.7%	0.8%
% of FP17s Relating to Continuations	189	4,295	4.4%	1.3%	1.2%	1.3%
% of Patients satisfied with the dentistry they have received	7	8	N/A	92.6%	92.9%	92.7%
% of Patients satisfied with the time they had to wait for an appointment	6	8	N/A	88.0%	88.8%	88.8%

* This is based on patients treated on this contract for their most recent course of treatment. Figures in italics indicate the base number of FP17s or Patient Questionnaire responses are less than 100. N/A is shown where the base number of responses is less than 10 during the period. % is calculated as Quantity/Base number*100

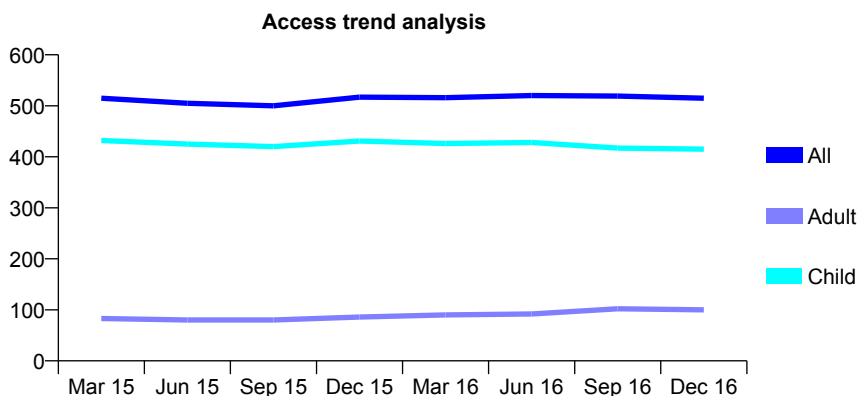
Q70 - Vital Signs At a Glance Contract Report for 167878/0001 - December 2016

Name or company name	The Lodge Dental Partnership
Contract type name	GDS Contract
Purpose of contract	General
Contract start date	01/03/2011
Contract end date	

16/17 Contracted general activity (UDA)	825
Carry forward general activity (UDA)	0
16/17 Contracted orthodontic activity (UOA)	0
Carry forward orthodontic activity (UOA)	0
Baseline contract value	£19,823.01

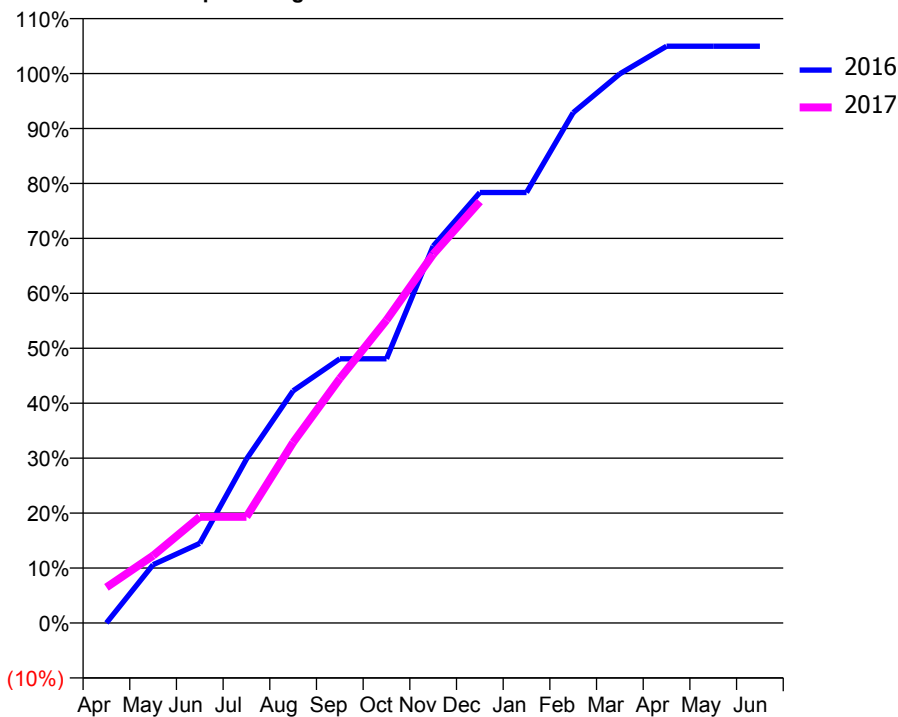
ACCESS*

Patients seen in 24 months	Total	Change since previous quarter
Quarter ending December 2015	517	
Quarter ending March 2016	516	→
Quarter ending June 2016	520	→
Quarter ending September 2016	519	→
Quarter ending December 2016	515	→
Variance since December 2015	(0.4%)	→



ACTIVITY

Cumulative percentage of contracted UDA delivered 2016 & 2017



Month	Adjusted Scheduled Activity (UDA)	
	2016	2017
April	0	54
May	88	101
June	120	159
July	246	159
August	349	271
September	397	367
October	397	455
November	566	554
December	646	633
January	646	
February	766	
March	825	
April	866	
May	866	
June	866	

QUALITY

	Quantity	Base Number	Contract	AT	Region	England
% of FP17s for the same patient ID Re-attending within 3 months - Children	28	495	5.7%	10.3%	11.9%	12.4%
% of FP17s for the same patient ID Re-attending within 3 months - Adults	6	52	<i>11.5%</i>	15.1%	16.5%	16.6%
% of FP17s for the same patient ID Re-attending between 3 & 9 months - Children	333	495	67.3%	60.7%	60.2%	57.5%
% of FP17s for the same patient ID Re-attending between 3 & 9 months - Adults	29	52	55.8%	52.7%	52.0%	50.4%
% of FP17s for Band 1 Urgent Courses	39	510	7.6%	9.5%	9.5%	9.1%
% of FP17s Relating to Free Repair or Replacements	0	510	0.0%	0.7%	0.7%	0.8%
% of FP17s Relating to Continuations	3	510	0.6%	1.3%	1.2%	1.3%
% of Patients satisfied with the dentistry they have received	0	0	N/A	92.6%	92.9%	92.7%
% of Patients satisfied with the time they had to wait for an appointment	0	0	N/A	88.0%	88.8%	88.8%

* This is based on patients treated on this contract for their most recent course of treatment. Figures in italics indicate the base number of FP17s or Patient Questionnaire responses are less than 100. N/A is shown where the base number of responses is less than 10 during the period. % is calculated as Quantity/Base number*100

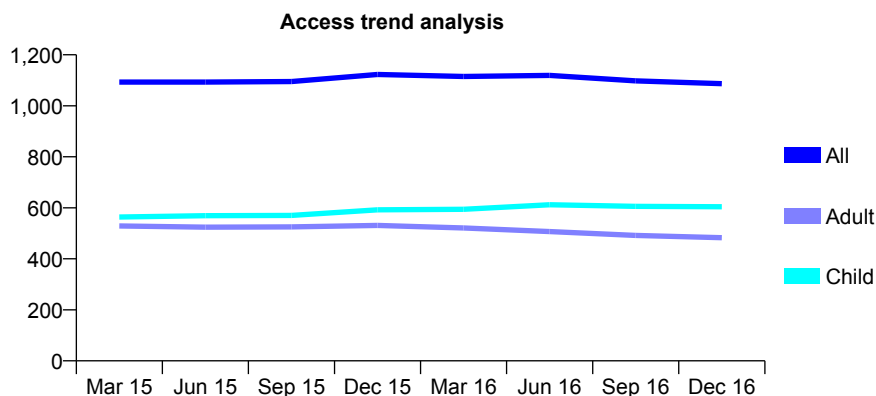
Q70 - Vital Signs At a Glance Contract Report for 168165/0001 - December 2016

Name or company name	Stalbridge Dental Practice Ltd
Contract type name	GDS Contract
Purpose of contract	General
Contract start date	01/04/2008
Contract end date	

16/17 Contracted general activity (UDA)	3,669
Carry forward general activity (UDA)	-73
16/17 Contracted orthodontic activity (UOA)	0
Carry forward orthodontic activity (UOA)	0
Baseline contract value	£92,943.93

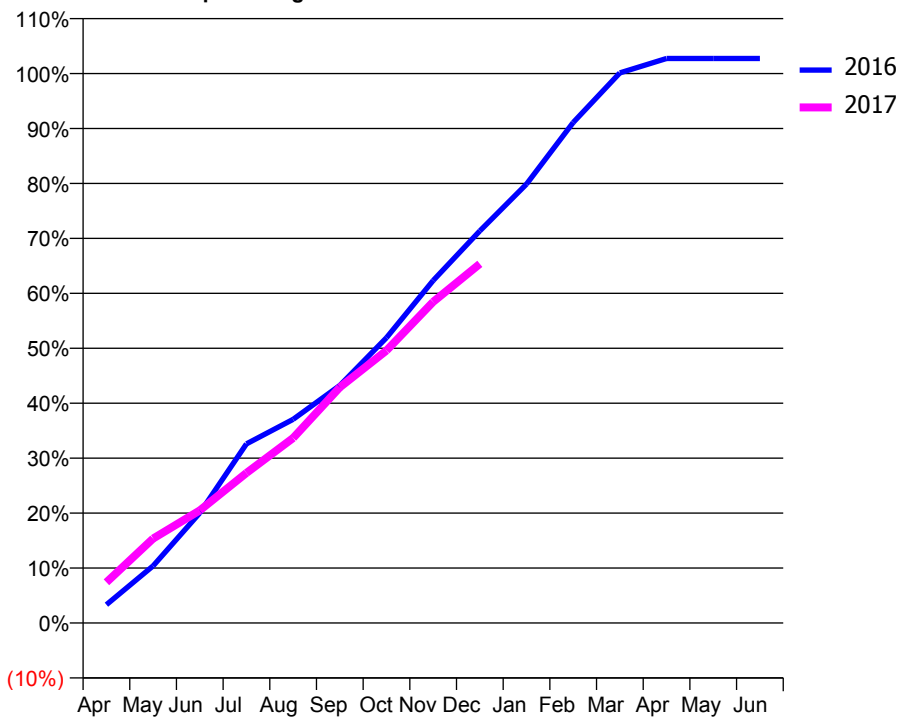
ACCESS*

Patients seen in 24 months	Total	Change since previous quarter
Quarter ending December 2015	1,123	
Quarter ending March 2016	1,115	→
Quarter ending June 2016	1,119	→
Quarter ending September 2016	1,098	↓
Quarter ending December 2016	1,087	↓
Variance since December 2015	(3.2%)	↓



ACTIVITY

Cumulative percentage of contracted UDA delivered 2016 & 2017



Month	Adjusted Scheduled Activity (UDA)	
	2016	2017
April	123	272
May	381	564
June	735	752
July	1,197	1,002
August	1,360	1,236
September	1,587	1,574
October	1,905	1,820
November	2,287	2,145
December	2,618	2,398
January	2,930	
February	3,342	
March	3,673	
April	3,770	
May	3,770	
June	3,770	

QUALITY

	Quantity	Base Number	Contract	AT	Region	England
% of FP17s for the same patient ID Re-attending within 3 months - Children	30	669	4.5%	10.3%	11.9%	12.4%
% of FP17s for the same patient ID Re-attending within 3 months - Adults	73	459	15.9%	15.1%	16.5%	16.6%
% of FP17s for the same patient ID Re-attending between 3 & 9 months - Children	448	669	67.0%	60.7%	60.2%	57.5%
% of FP17s for the same patient ID Re-attending between 3 & 9 months - Adults	269	459	58.6%	52.7%	52.0%	50.4%
% of FP17s for Band 1 Urgent Courses	10	1,084	0.9%	9.5%	9.5%	9.1%
% of FP17s Relating to Free Repair or Replacements	0	1,084	0.0%	0.7%	0.7%	0.8%
% of FP17s Relating to Continuations	15	1,084	1.4%	1.3%	1.2%	1.3%
% of Patients satisfied with the dentistry they have received	2	2	N/A	92.6%	92.9%	92.7%
% of Patients satisfied with the time they had to wait for an appointment	2	2	N/A	88.0%	88.8%	88.8%

* This is based on patients treated on this contract for their most recent course of treatment. Figures in italics indicate the base number of FP17s or Patient Questionnaire responses are less than 100. N/A is shown where the base number of responses is less than 10 during the period. % is calculated as Quantity/Base number*100

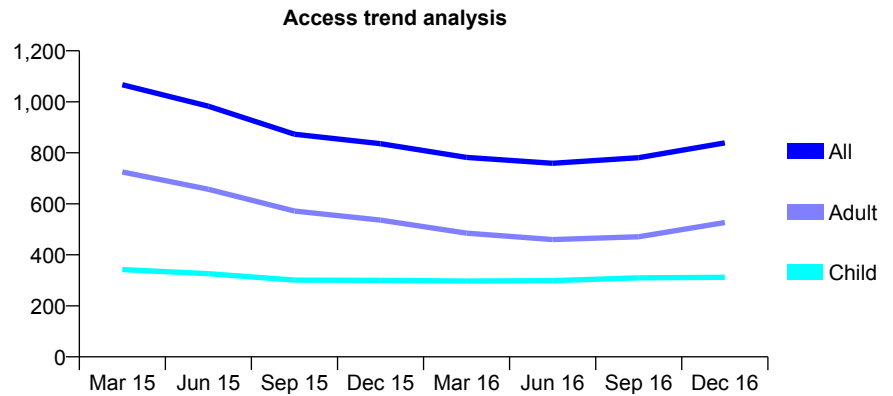
Q70 - Vital Signs At a Glance Contract Report for 169250/0001 - December 2016

Name or company name	Mrs E Aslani
Contract type name	GDS Contract
Purpose of contract	General
Contract start date	05/06/2009
Contract end date	

16/17 Contracted general activity (UDA)	2,300
Carry forward general activity (UDA)	0
16/17 Contracted orthodontic activity (UOA)	0
Carry forward orthodontic activity (UOA)	0
Baseline contract value	£51,408.43

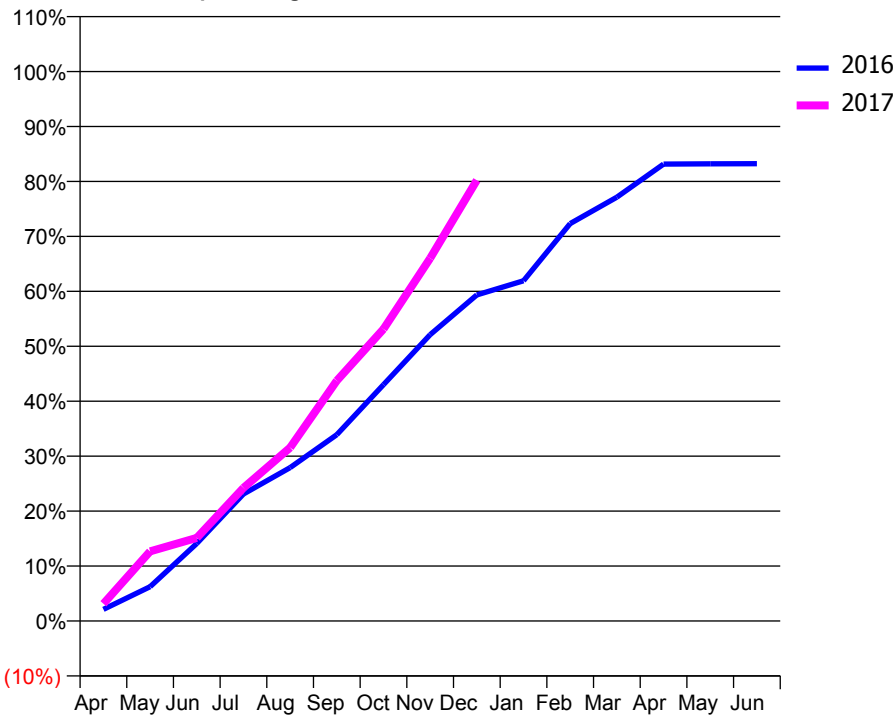
ACCESS*

Patients seen in 24 months	Total	Change since previous quarter
Quarter ending December 2015	836	
Quarter ending March 2016	782	↓
Quarter ending June 2016	759	↓
Quarter ending September 2016	781	↑
Quarter ending December 2016	839	↑
Variance since December 2015	0.4%	→



ACTIVITY

Cumulative percentage of contracted UDA delivered 2016 & 2017



Month	Adjusted Scheduled Activity (UDA)	
	2016	2017
April	49	72
May	144	291
June	325	348
July	532	557
August	642	726
September	780	1,006
October	989	1,222
November	1,198	1,518
December	1,365	1,845
January	1,424	
February	1,664	
March	1,774	
April	1,912	
May	1,913	
June	1,914	

QUALITY

	Quantity	Base Number	Contract	AT	Region	England
% of FP17s for the same patient ID Re-attending within 3 months - Children	26	388	6.7%	10.3%	11.9%	12.4%
% of FP17s for the same patient ID Re-attending within 3 months - Adults	159	691	23.0%	15.1%	16.5%	16.6%
% of FP17s for the same patient ID Re-attending between 3 & 9 months - Children	201	388	51.8%	60.7%	60.2%	57.5%
% of FP17s for the same patient ID Re-attending between 3 & 9 months - Adults	304	691	44.0%	52.7%	52.0%	50.4%
% of FP17s for Band 1 Urgent Courses	110	1,004	11.0%	9.5%	9.5%	9.1%
% of FP17s Relating to Free Repair or Replacements	0	1,004	0.0%	0.7%	0.7%	0.8%
% of FP17s Relating to Continuations	5	1,004	0.5%	1.3%	1.2%	1.3%
% of Patients satisfied with the dentistry they have received	4	4	N/A	92.6%	92.9%	92.7%
% of Patients satisfied with the time they had to wait for an appointment	4	4	N/A	88.0%	88.8%	88.8%

* This is based on patients treated on this contract for their most recent course of treatment. Figures in italics indicate the base number of FP17s or Patient Questionnaire responses are less than 100. N/A is shown where the base number of responses is less than 10 during the period. % is calculated as Quantity/Base number*100

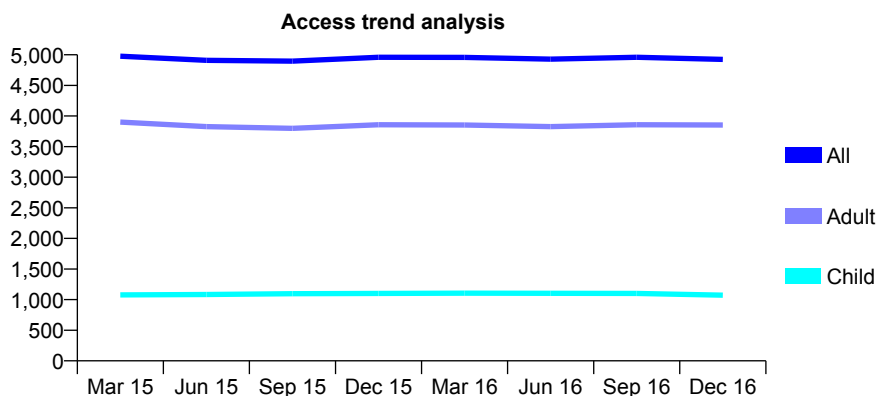
Q70 - Vital Signs At a Glance Contract Report for 169269/0001 - December 2016

Name or company name	Pasadena Dental Practice Ltd
Contract type name	GDS Contract
Purpose of contract	General and Orthodontic
Contract start date	29/09/2007
Contract end date	

16/17 Contracted general activity (UDA)	16,400
Carry forward general activity (UDA)	0
16/17 Contracted orthodontic activity (UOA)	500
Carry forward orthodontic activity (UOA)	-10
Baseline contract value	£435,106.06

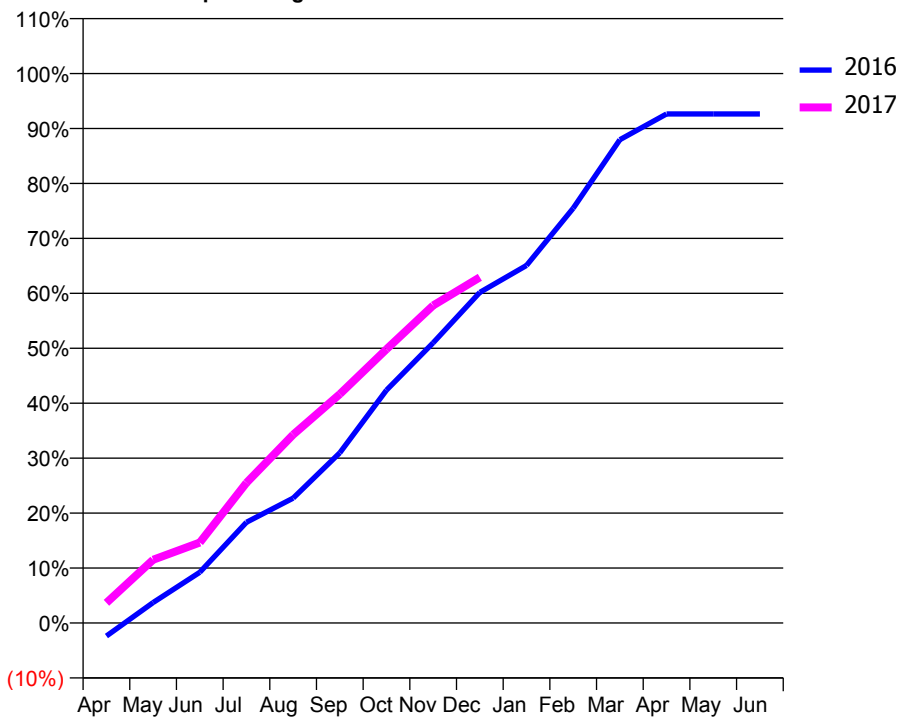
ACCESS*

Patients seen in 24 months	Total	Change since previous quarter
Quarter ending December 2015	4,959	
Quarter ending March 2016	4,958	→
Quarter ending June 2016	4,929	→
Quarter ending September 2016	4,959	→
Quarter ending December 2016	4,925	→
Variance since December 2015	(0.7%)	→



ACTIVITY

Cumulative percentage of contracted UDA delivered 2016 & 2017



Month	Adjusted Scheduled Activity (UDA)	
	2016	2017
April	-390	603
May	613	1,890
June	1,515	2,401
July	3,007	4,183
August	3,728	5,622
September	5,080	6,832
October	6,949	8,173
November	8,362	9,479
December	9,868	10,316
January	10,671	
February	12,380	
March	14,425	
April	15,193	
May	15,193	
June	15,193	

QUALITY

	Quantity	Base Number	Contract	AT	Region	England
% of FP17s for the same patient ID Re-attending within 3 months - Children	88	1,083	8.1%	10.3%	11.9%	12.4%
% of FP17s for the same patient ID Re-attending within 3 months - Adults	440	3,660	12.0%	15.1%	16.5%	16.6%
% of FP17s for the same patient ID Re-attending between 3 & 9 months - Children	593	1,083	54.8%	60.7%	60.2%	57.5%
% of FP17s for the same patient ID Re-attending between 3 & 9 months - Adults	2,124	3,660	58.0%	52.7%	52.0%	50.4%
% of FP17s for Band 1 Urgent Courses	372	4,384	8.5%	9.5%	9.5%	9.1%
% of FP17s Relating to Free Repair or Replacements	29	4,384	0.7%	0.7%	0.7%	0.8%
% of FP17s Relating to Continuations	16	4,384	0.4%	1.3%	1.2%	1.3%
% of Patients satisfied with the dentistry they have received	1	1	N/A	92.6%	92.9%	92.7%
% of Patients satisfied with the time they had to wait for an appointment	1	1	N/A	88.0%	88.8%	88.8%

* This is based on patients treated on this contract for their most recent course of treatment. Figures in italics indicate the base number of FP17s or Patient Questionnaire responses are less than 100. N/A is shown where the base number of responses is less than 10 during the period. % is calculated as Quantity/Base number*100

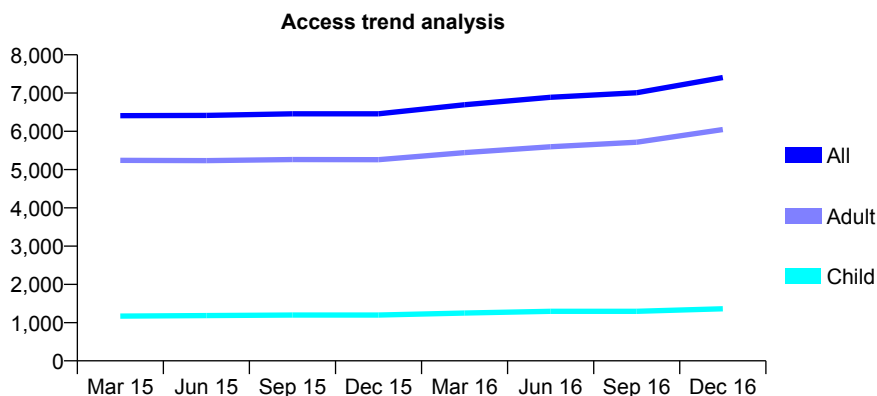
Q70 - Vital Signs At a Glance Contract Report for 169315/0001 - December 2016

Name or company name	M A & K T Cottrell
Contract type name	GDS Contract
Purpose of contract	General
Contract start date	01/04/2011
Contract end date	

16/17 Contracted general activity (UDA)	24,444
Carry forward general activity (UDA)	144
16/17 Contracted orthodontic activity (UOA)	0
Carry forward orthodontic activity (UOA)	0
Baseline contract value	£610,696.89

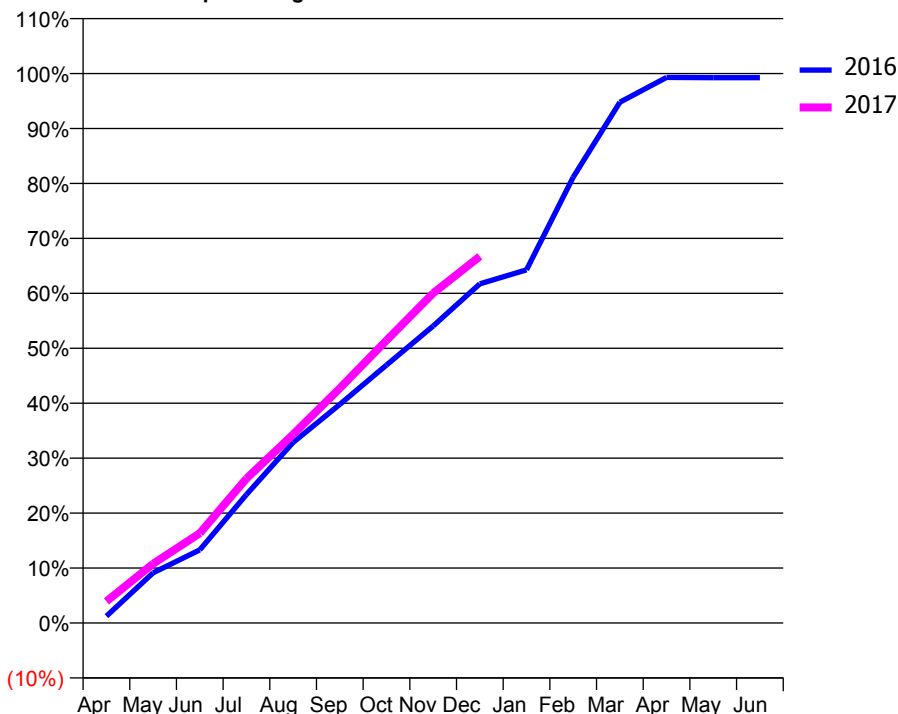
ACCESS*

Patients seen in 24 months	Total	Change since previous quarter
Quarter ending December 2015	6,456	
Quarter ending March 2016	6,694	↑
Quarter ending June 2016	6,889	↑
Quarter ending September 2016	7,009	→
Quarter ending December 2016	7,406	↑
Variance since December 2015	14.7%	↑



ACTIVITY

Cumulative percentage of contracted UDA delivered 2016 & 2017



Month	Adjusted Scheduled Activity (UDA)	
	2016	2017
April	239	965
May	1,760	2,639
June	2,565	3,993
July	4,505	6,426
August	6,329	8,389
September	7,662	10,441
October	9,042	12,571
November	10,411	14,672
December	11,888	16,309
January	12,381	
February	15,626	
March	18,254	
April	19,124	
May	19,113	
June	19,117	

QUALITY

	Quantity	Base Number	Contract	AT	Region	England
% of FP17s for the same patient ID Re-attending within 3 months - Children	242	1,785	13.6%	10.3%	11.9%	12.4%
% of FP17s for the same patient ID Re-attending within 3 months - Adults	879	6,176	14.2%	15.1%	16.5%	16.6%
% of FP17s for the same patient ID Re-attending between 3 & 9 months - Children	954	1,785	53.4%	60.7%	60.2%	57.5%
% of FP17s for the same patient ID Re-attending between 3 & 9 months - Adults	2,598	6,176	42.1%	52.7%	52.0%	50.4%
% of FP17s for Band 1 Urgent Courses	337	7,574	4.4%	9.5%	9.5%	9.1%
% of FP17s Relating to Free Repair or Replacements	10	7,574	0.1%	0.7%	0.7%	0.8%
% of FP17s Relating to Continuations	81	7,574	1.1%	1.3%	1.2%	1.3%
% of Patients satisfied with the dentistry they have received	6	6	N/A	92.6%	92.9%	92.7%
% of Patients satisfied with the time they had to wait for an appointment	6	6	N/A	88.0%	88.8%	88.8%

* This is based on patients treated on this contract for their most recent course of treatment. Figures in italics indicate the base number of FP17s or Patient Questionnaire responses are less than 100. N/A is shown where the base number of responses is less than 10 during the period. % is calculated as Quantity/Base number*100

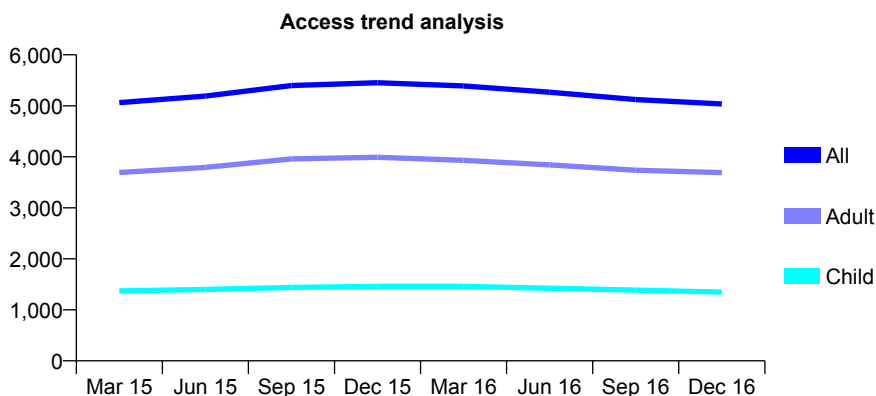
Q70 - Vital Signs At a Glance Contract Report for 170046/0001 - December 2016

Name or company name	Mr T Darling
Contract type name	GDS Contract
Purpose of contract	General and Orthodontic
Contract start date	01/12/2012
Contract end date	

16/17 Contracted general activity (UDA)	13,766
Carry forward general activity (UDA)	384
16/17 Contracted orthodontic activity (UOA)	221
Carry forward orthodontic activity (UOA)	0
Baseline contract value	£345,715.42

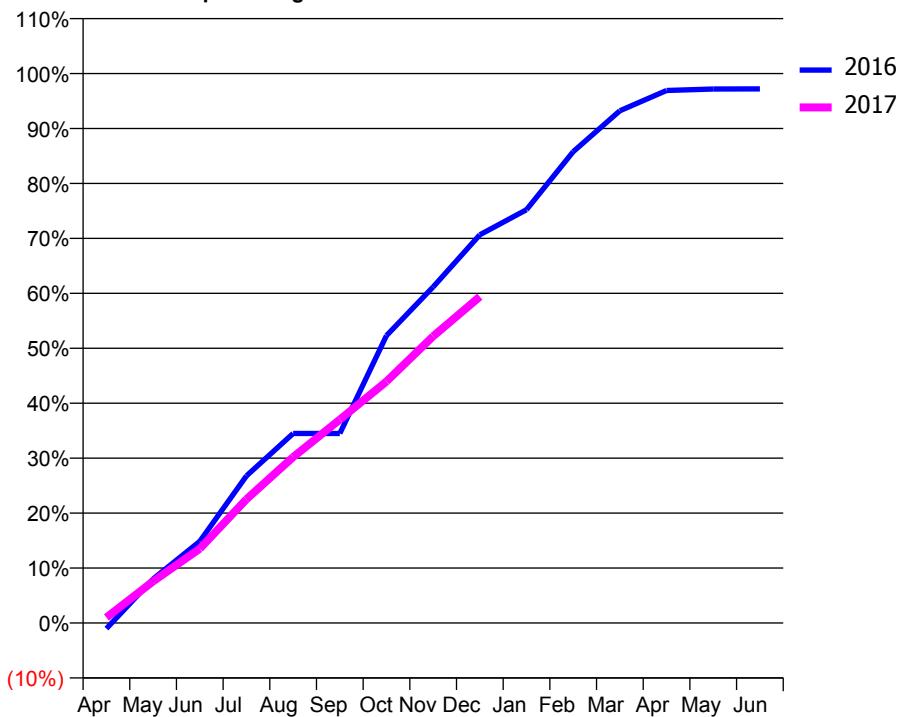
ACCESS*

Patients seen in 24 months	Total	Change since previous quarter
Quarter ending December 2015	5,452	
Quarter ending March 2016	5,389	↓
Quarter ending June 2016	5,266	↓
Quarter ending September 2016	5,123	↓
Quarter ending December 2016	5,036	↓
Variance since December 2015	(7.6%)	↓



ACTIVITY

Cumulative percentage of contracted UDA delivered 2016 & 2017



Month	Adjusted Scheduled Activity (UDA)	
	2016	2017
April	-141	138
May	1,103	1,043
June	2,045	1,861
July	3,687	3,103
August	4,749	4,157
September	4,749	5,097
October	7,201	6,052
November	8,419	7,184
December	9,726	8,175
January	10,353	
February	11,807	
March	12,834	
April	13,339	
May	13,377	
June	13,381	

QUALITY

	Quantity	Base Number	Contract	AT	Region	England
% of FP17s for the same patient ID Re-attending within 3 months - Children	128	1,443	8.9%	10.3%	11.9%	12.4%
% of FP17s for the same patient ID Re-attending within 3 months - Adults	481	3,478	13.8%	15.1%	16.5%	16.6%
% of FP17s for the same patient ID Re-attending between 3 & 9 months - Children	795	1,443	55.1%	60.7%	60.2%	57.5%
% of FP17s for the same patient ID Re-attending between 3 & 9 months - Adults	1,813	3,478	52.1%	52.7%	52.0%	50.4%
% of FP17s for Band 1 Urgent Courses	330	4,583	7.2%	9.5%	9.5%	9.1%
% of FP17s Relating to Free Repair or Replacements	0	4,583	0.0%	0.7%	0.7%	0.8%
% of FP17s Relating to Continuations	117	4,583	2.6%	1.3%	1.2%	1.3%
% of Patients satisfied with the dentistry they have received	6	6	N/A	92.6%	92.9%	92.7%
% of Patients satisfied with the time they had to wait for an appointment	5	6	N/A	88.0%	88.8%	88.8%

* This is based on patients treated on this contract for their most recent course of treatment. Figures in italics indicate the base number of FP17s or Patient Questionnaire responses are less than 100. N/A is shown where the base number of responses is less than 10 during the period. % is calculated as Quantity/Base number*100

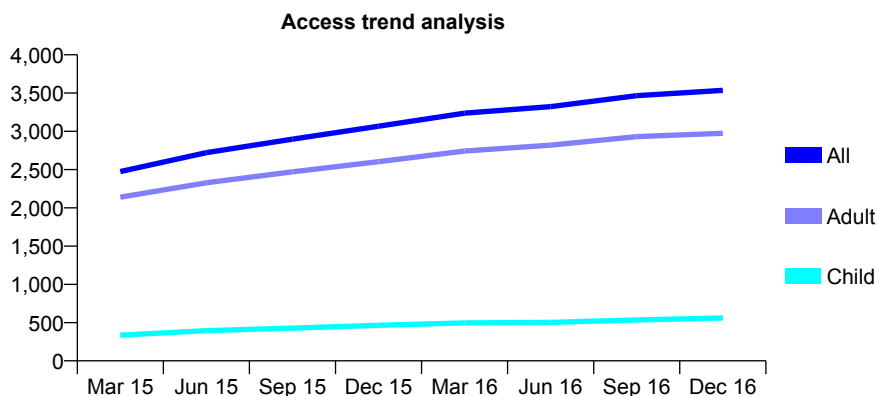
Q70 - Vital Signs At a Glance Contract Report for 170127/0001 - December 2016

Name or company name	Erfanmanesh
Contract type name	GDS Contract
Purpose of contract	General
Contract start date	16/04/2012
Contract end date	

16/17 Contracted general activity (UDA)	9,107
Carry forward general activity (UDA)	0
16/17 Contracted orthodontic activity (UOA)	0
Carry forward orthodontic activity (UOA)	0
Baseline contract value	£223,970.41

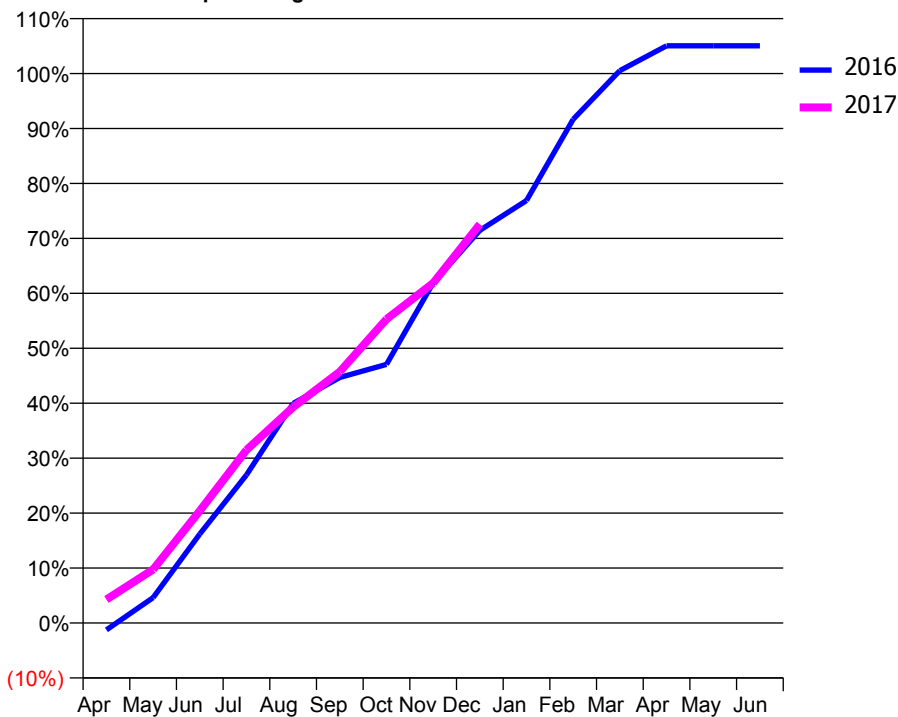
ACCESS*

Patients seen in 24 months	Total	Change since previous quarter
Quarter ending December 2015	3,067	
Quarter ending March 2016	3,238	↑
Quarter ending June 2016	3,323	↑
Quarter ending September 2016	3,465	↑
Quarter ending December 2016	3,536	↑
Variance since December 2015	15.3%	↑



ACTIVITY

Cumulative percentage of contracted UDA delivered 2016 & 2017



Month	Adjusted Scheduled Activity (UDA)	
	2016	2017
April	-115	389
May	421	888
June	1,476	1,860
July	2,453	2,867
August	3,639	3,576
September	4,070	4,164
October	4,285	5,035
November	5,637	5,634
December	6,508	6,609
January	7,003	
February	8,348	
March	9,155	
April	9,567	
May	9,567	
June	9,566	

QUALITY

	Quantity	Base Number	Contract	AT	Region	England
% of FP17s for the same patient ID Re-attending within 3 months - Children	36	595	6.1%	10.3%	11.9%	12.4%
% of FP17s for the same patient ID Re-attending within 3 months - Adults	284	3,027	9.4%	15.1%	16.5%	16.6%
% of FP17s for the same patient ID Re-attending between 3 & 9 months - Children	329	595	55.3%	60.7%	60.2%	57.5%
% of FP17s for the same patient ID Re-attending between 3 & 9 months - Adults	1,958	3,027	64.7%	52.7%	52.0%	50.4%
% of FP17s for Band 1 Urgent Courses	191	3,428	5.6%	9.5%	9.5%	9.1%
% of FP17s Relating to Free Repair or Replacements	26	3,428	0.8%	0.7%	0.7%	0.8%
% of FP17s Relating to Continuations	48	3,428	1.4%	1.3%	1.2%	1.3%
% of Patients satisfied with the dentistry they have received	17	19	89.5%	92.6%	92.9%	92.7%
% of Patients satisfied with the time they had to wait for an appointment	15	19	78.9%	88.0%	88.8%	88.8%

* This is based on patients treated on this contract for their most recent course of treatment. Figures in italics indicate the base number of FP17s or Patient Questionnaire responses are less than 100. N/A is shown where the base number of responses is less than 10 during the period. % is calculated as Quantity/Base number*100

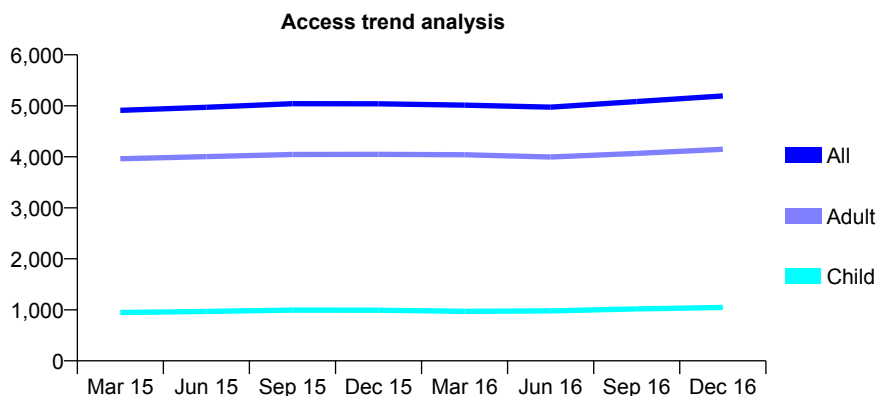
Q70 - Vital Signs At a Glance Contract Report for 170542/0001 - December 2016

Name or company name	Mr A Ebodi Deljoujin
Contract type name	GDS Contract
Purpose of contract	General
Contract start date	01/10/2010
Contract end date	

16/17 Contracted general activity (UDA)	17,076
Carry forward general activity (UDA)	26
16/17 Contracted orthodontic activity (UOA)	0
Carry forward orthodontic activity (UOA)	0
Baseline contract value	£405,543.97

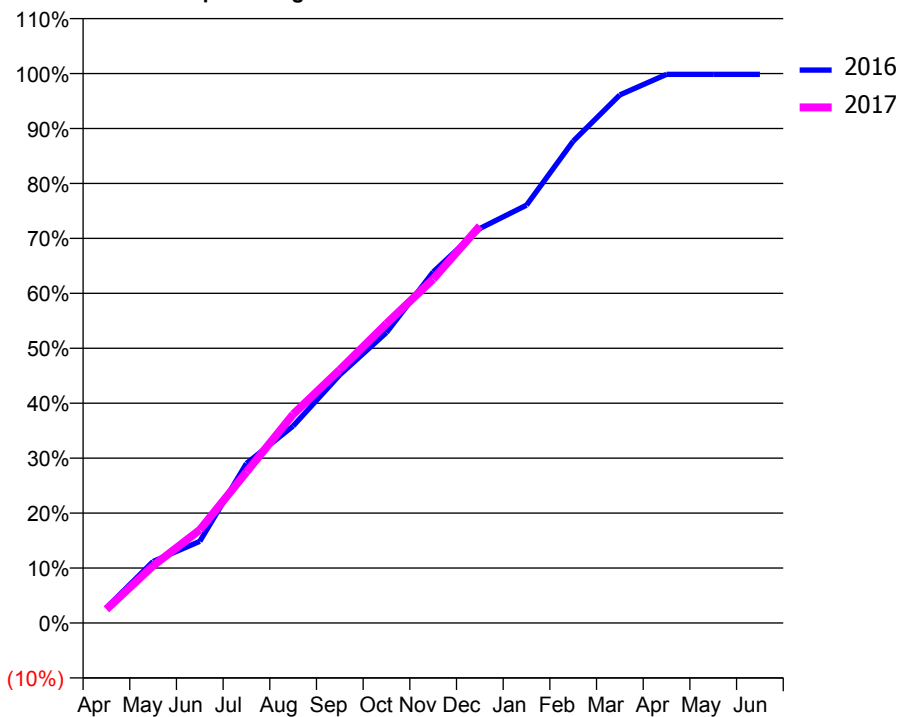
ACCESS*

Patients seen in 24 months	Total	Change since previous quarter
Quarter ending December 2015	5,040	
Quarter ending March 2016	5,012	→
Quarter ending June 2016	4,974	→
Quarter ending September 2016	5,083	↑
Quarter ending December 2016	5,193	↑
Variance since December 2015	3.0%	↑



ACTIVITY

Cumulative percentage of contracted UDA delivered 2016 & 2017



Month	Adjusted Scheduled Activity (UDA)	
	2016	2017
April	473	426
May	1,914	1,780
June	2,537	2,894
July	4,957	4,695
August	6,122	6,488
September	7,715	7,871
October	9,028	9,303
November	10,907	10,688
December	12,258	12,337
January	12,984	
February	14,975	
March	16,412	
April	17,049	
May	17,049	
June	17,049	

QUALITY

	Quantity	Base Number	Contract	AT	Region	England
% of FP17s for the same patient ID Re-attending within 3 months - Children	71	1,237	5.7%	10.3%	11.9%	12.4%
% of FP17s for the same patient ID Re-attending within 3 months - Adults	653	5,039	13.0%	15.1%	16.5%	16.6%
% of FP17s for the same patient ID Re-attending between 3 & 9 months - Children	791	1,237	63.9%	60.7%	60.2%	57.5%
% of FP17s for the same patient ID Re-attending between 3 & 9 months - Adults	3,351	5,039	66.5%	52.7%	52.0%	50.4%
% of FP17s for Band 1 Urgent Courses	324	5,968	5.4%	9.5%	9.5%	9.1%
% of FP17s Relating to Free Repair or Replacements	8	5,968	0.1%	0.7%	0.7%	0.8%
% of FP17s Relating to Continuations	105	5,968	1.8%	1.3%	1.2%	1.3%
% of Patients satisfied with the dentistry they have received	10	10	100.0%	92.6%	92.9%	92.7%
% of Patients satisfied with the time they had to wait for an appointment	10	10	100.0%	88.0%	88.8%	88.8%

* This is based on patients treated on this contract for their most recent course of treatment. Figures in italics indicate the base number of FP17s or Patient Questionnaire responses are less than 100. N/A is shown where the base number of responses is less than 10 during the period. % is calculated as Quantity/Base number*100

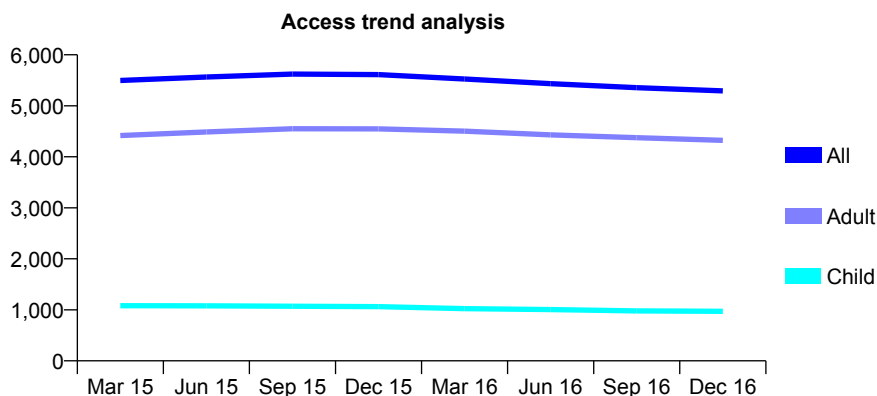
Q70 - Vital Signs At a Glance Contract Report for 170747/0001 - December 2016

Name or company name	Miss P Kotecha
Contract type name	GDS Contract
Purpose of contract	General and Orthodontic
Contract start date	01/12/2013
Contract end date	

16/17 Contracted general activity (UDA)	16,248
Carry forward general activity (UDA)	0
16/17 Contracted orthodontic activity (UOA)	2,423
Carry forward orthodontic activity (UOA)	9
Baseline contract value	£566,864.02

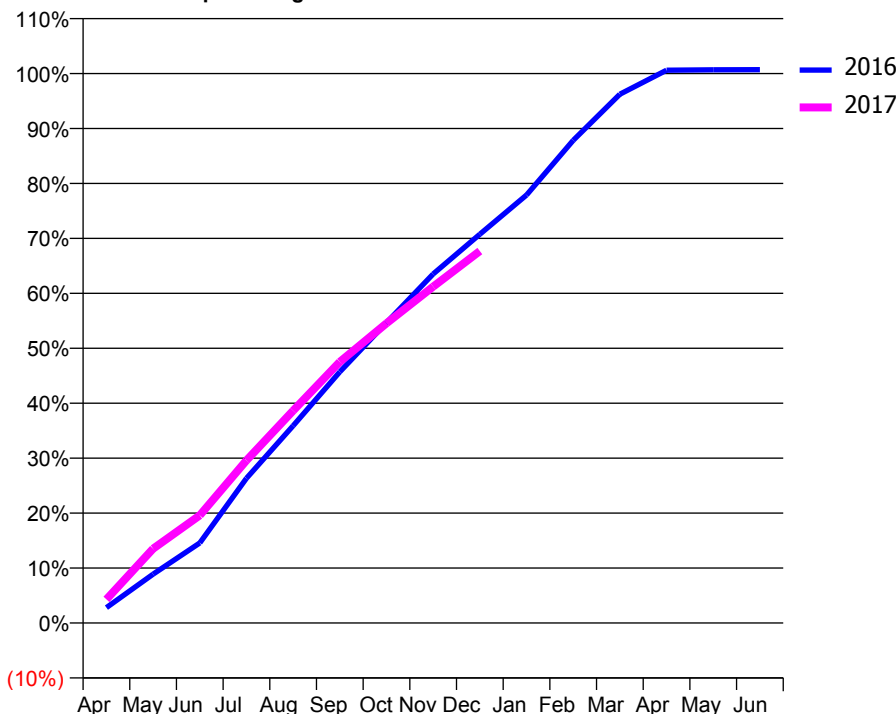
ACCESS*

Patients seen in 24 months	Total	Change since previous quarter
Quarter ending December 2015	5,612	
Quarter ending March 2016	5,525	↓
Quarter ending June 2016	5,435	↓
Quarter ending September 2016	5,356	↓
Quarter ending December 2016	5,293	↓
Variance since December 2015	(5.7%)	↓



ACTIVITY

Cumulative percentage of contracted UDA delivered 2016 & 2017



Month	Adjusted Scheduled Activity (UDA)	
	2016	2017
April	454	698
May	1,447	2,198
June	2,367	3,183
July	4,280	4,809
August	5,833	6,279
September	7,425	7,720
October	8,880	8,860
November	10,320	9,947
December	11,495	10,998
January	12,656	
February	14,273	
March	15,637	
April	16,347	
May	16,357	
June	16,361	

QUALITY

	Quantity	Base Number	Contract	AT	Region	England
% of FP17s for the same patient ID Re-attending within 3 months - Children	72	1,236	5.8%	10.3%	11.9%	12.4%
% of FP17s for the same patient ID Re-attending within 3 months - Adults	384	4,625	8.3%	15.1%	16.5%	16.6%
% of FP17s for the same patient ID Re-attending between 3 & 9 months - Children	733	1,236	59.3%	60.7%	60.2%	57.5%
% of FP17s for the same patient ID Re-attending between 3 & 9 months - Adults	2,962	4,625	64.0%	52.7%	52.0%	50.4%
% of FP17s for Band 1 Urgent Courses	153	5,390	2.8%	9.5%	9.5%	9.1%
% of FP17s Relating to Free Repair or Replacements	101	5,390	1.9%	0.7%	0.7%	0.8%
% of FP17s Relating to Continuations	53	5,390	1.0%	1.3%	1.2%	1.3%
% of Patients satisfied with the dentistry they have received	9	11	81.8%	92.6%	92.9%	92.7%
% of Patients satisfied with the time they had to wait for an appointment	9	11	81.8%	88.0%	88.8%	88.8%

* This is based on patients treated on this contract for their most recent course of treatment. Figures in italics indicate the base number of FP17s or Patient Questionnaire responses are less than 100. N/A is shown where the base number of responses is less than 10 during the period. % is calculated as Quantity/Base number*100

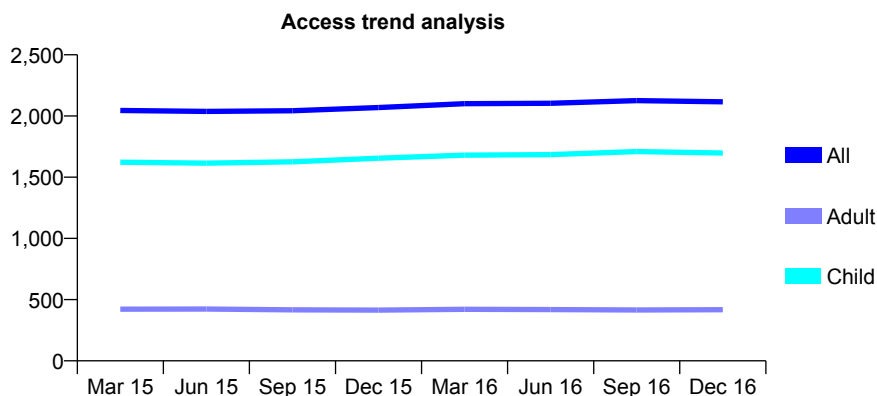
Q70 - Vital Signs At a Glance Contract Report for 171921/0001 - December 2016

Name or company name	Beauchamp House Dental Surgery
Contract type name	GDS Contract
Purpose of contract	General
Contract start date	01/04/2009
Contract end date	

16/17 Contracted general activity (UDA)	5,000
Carry forward general activity (UDA)	83
16/17 Contracted orthodontic activity (UOA)	0
Carry forward orthodontic activity (UOA)	0
Baseline contract value	£153,223.38

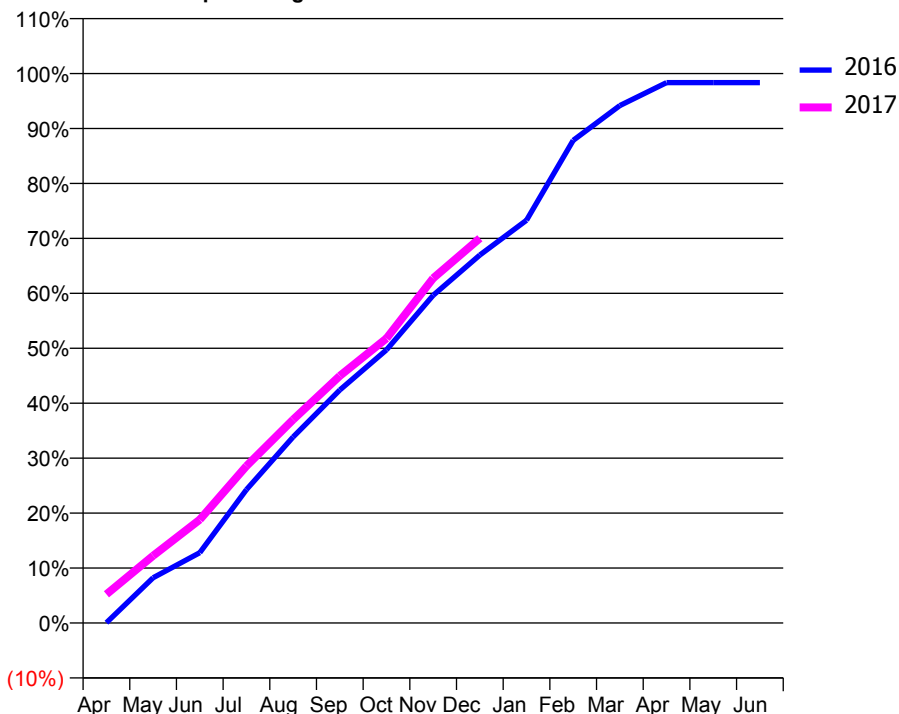
ACCESS*

Patients seen in 24 months	Total	Change since previous quarter
Quarter ending December 2015	2,069	
Quarter ending March 2016	2,101	→
Quarter ending June 2016	2,104	→
Quarter ending September 2016	2,126	→
Quarter ending December 2016	2,116	→
Variance since December 2015	2.3%	↑



ACTIVITY

Cumulative percentage of contracted UDA delivered 2016 & 2017



Month	Adjusted Scheduled Activity (UDA)	
	2016	2017
April	3	261
May	412	612
June	641	941
July	1,214	1,429
August	1,694	1,851
September	2,120	2,249
October	2,486	2,589
November	2,982	3,137
December	3,348	3,501
January	3,664	
February	4,392	
March	4,708	
April	4,917	
May	4,917	
June	4,917	

QUALITY

	Quantity	Base Number	Contract	AT	Region	England
% of FP17s for the same patient ID Re-attending within 3 months - Children	191	2,244	8.5%	10.3%	11.9%	12.4%
% of FP17s for the same patient ID Re-attending within 3 months - Adults	47	282	16.7%	15.1%	16.5%	16.6%
% of FP17s for the same patient ID Re-attending between 3 & 9 months - Children	1,566	2,244	69.8%	60.7%	60.2%	57.5%
% of FP17s for the same patient ID Re-attending between 3 & 9 months - Adults	169	282	59.9%	52.7%	52.0%	50.4%
% of FP17s for Band 1 Urgent Courses	98	2,384	4.1%	9.5%	9.5%	9.1%
% of FP17s Relating to Free Repair or Replacements	0	2,384	0.0%	0.7%	0.7%	0.8%
% of FP17s Relating to Continuations	2	2,384	0.1%	1.3%	1.2%	1.3%
% of Patients satisfied with the dentistry they have received	10	10	100.0%	92.6%	92.9%	92.7%
% of Patients satisfied with the time they had to wait for an appointment	10	10	100.0%	88.0%	88.8%	88.8%

* This is based on patients treated on this contract for their most recent course of treatment. Figures in italics indicate the base number of FP17s or Patient Questionnaire responses are less than 100. N/A is shown where the base number of responses is less than 10 during the period. % is calculated as Quantity/Base number*100

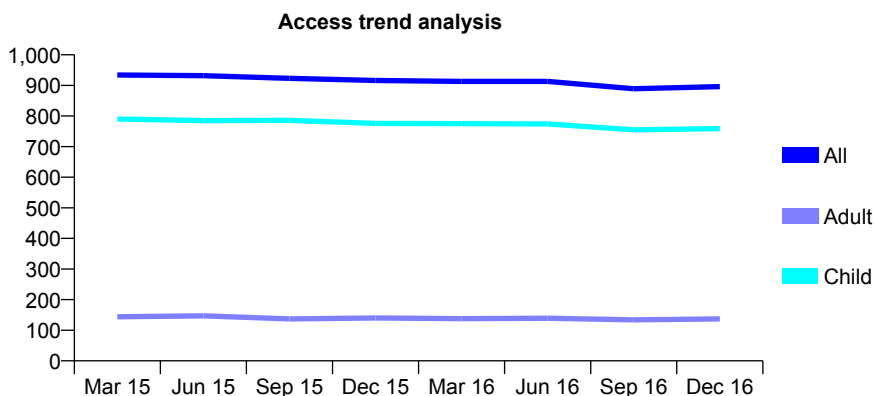
Q70 - Vital Signs At a Glance Contract Report for 173363/0001 - December 2016

Name or company name	MLL Portchester
Contract type name	GDS Contract
Purpose of contract	General
Contract start date	01/10/2009
Contract end date	

16/17 Contracted general activity (UDA)	1,430
Carry forward general activity (UDA)	0
16/17 Contracted orthodontic activity (UOA)	0
Carry forward orthodontic activity (UOA)	0
Baseline contract value	£36,232.86

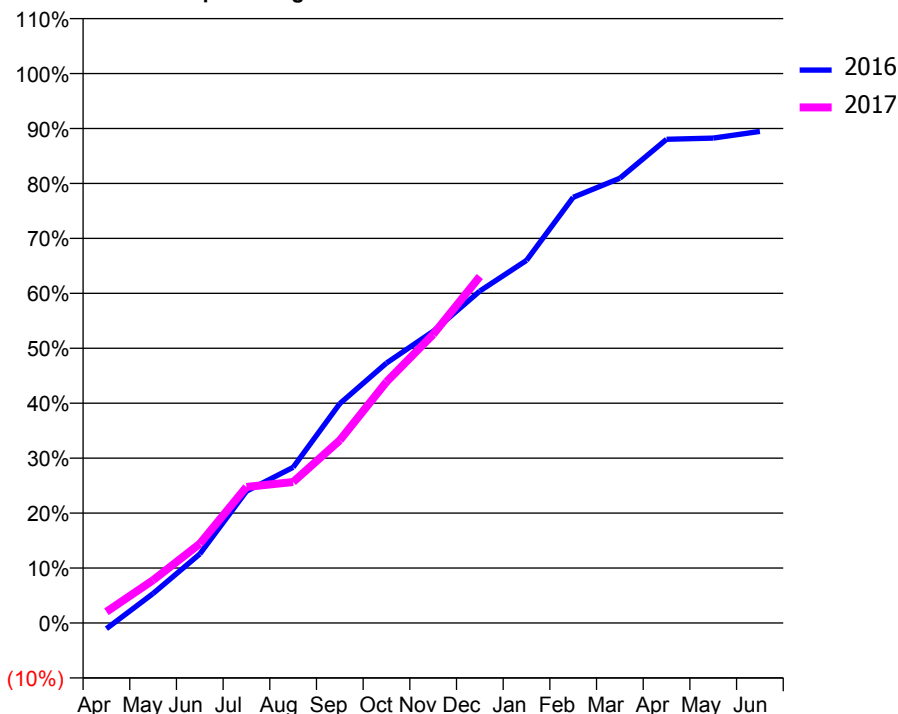
ACCESS*

Patients seen in 24 months	Total	Change since previous quarter
Quarter ending December 2015	916	
Quarter ending March 2016	913	→
Quarter ending June 2016	913	→
Quarter ending September 2016	889	↓
Quarter ending December 2016	896	→
Variance since December 2015	(2.2%)	↓



ACTIVITY

Cumulative percentage of contracted UDA delivered 2016 & 2017



Adjusted Scheduled Activity (UDA)

Month	2016	2017
April	-15	29
May	77	112
June	180	206
July	343	354
August	405	367
September	571	476
October	676	628
November	759	751
December	864	902
January	944	
February	1,108	
March	1,157	
April	1,259	
May	1,262	
June	1,279	

QUALITY

	Quantity	Base Number	Contract	AT	Region	England
% of FP17s for the same patient ID Re-attending within 3 months - Children	26	689	3.8%	10.3%	11.9%	12.4%
% of FP17s for the same patient ID Re-attending within 3 months - Adults	2	65	3.1%	15.1%	16.5%	16.6%
% of FP17s for the same patient ID Re-attending between 3 & 9 months - Children	319	689	46.3%	60.7%	60.2%	57.5%
% of FP17s for the same patient ID Re-attending between 3 & 9 months - Adults	21	65	32.3%	52.7%	52.0%	50.4%
% of FP17s for Band 1 Urgent Courses	23	664	3.5%	9.5%	9.5%	9.1%
% of FP17s Relating to Free Repair or Replacements	0	664	0.0%	0.7%	0.7%	0.8%
% of FP17s Relating to Continuations	0	664	0.0%	1.3%	1.2%	1.3%
% of Patients satisfied with the dentistry they have received	0	0	N/A	92.6%	92.9%	92.7%
% of Patients satisfied with the time they had to wait for an appointment	0	0	N/A	88.0%	88.8%	88.8%

* This is based on patients treated on this contract for their most recent course of treatment. Figures in italics indicate the base number of FP17s or Patient Questionnaire responses are less than 100. N/A is shown where the base number of responses is less than 10 during the period. % is calculated as Quantity/Base number*100

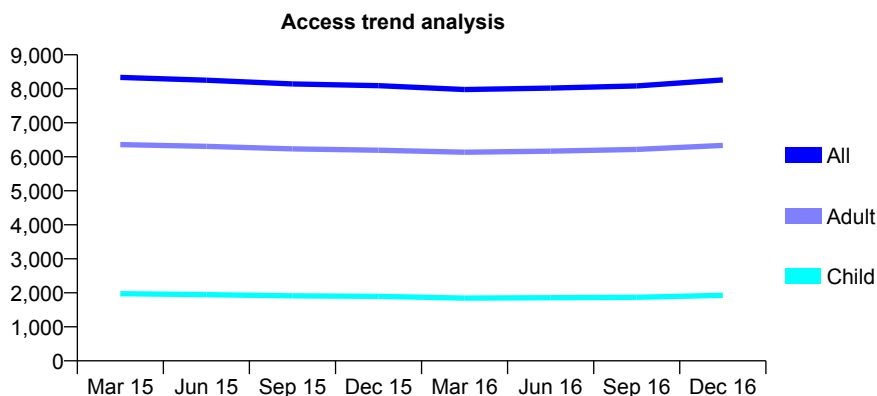
Q70 - Vital Signs At a Glance Contract Report for 175226/0001 - December 2016

Name or company name	Forest Gate Dental Practice
Contract type name	GDS Contract
Purpose of contract	General
Contract start date	01/04/2009
Contract end date	

16/17 Contracted general activity (UDA)	26,029
Carry forward general activity (UDA)	634
16/17 Contracted orthodontic activity (UOA)	0
Carry forward orthodontic activity (UOA)	0
Baseline contract value	£762,873.98

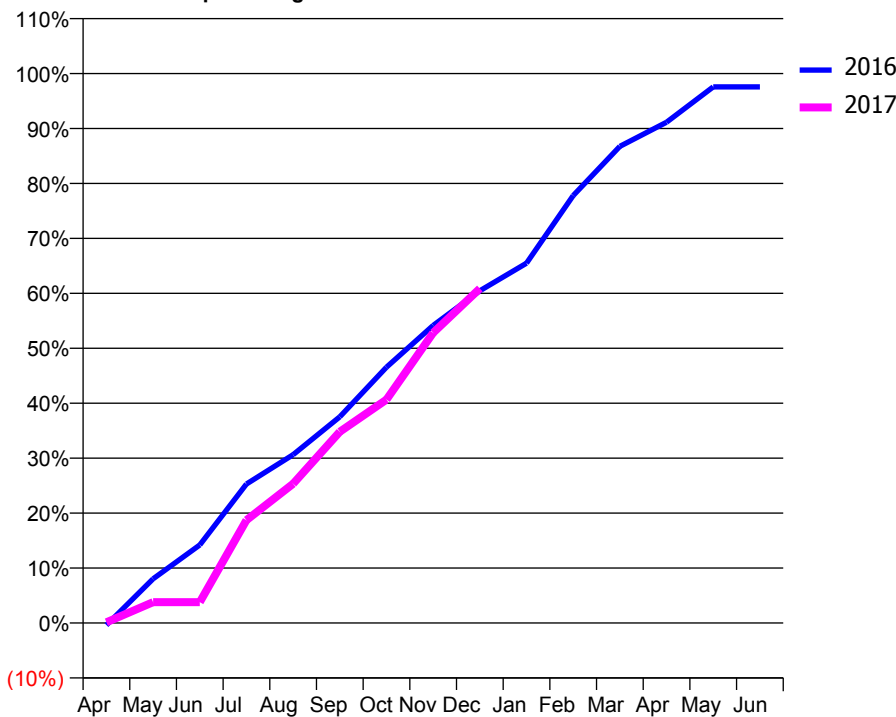
ACCESS*

Patients seen in 24 months	Total	Change since previous quarter
Quarter ending December 2015	8,091	
Quarter ending March 2016	7,978	↓
Quarter ending June 2016	8,023	→
Quarter ending September 2016	8,083	→
Quarter ending December 2016	8,261	↑
Variance since December 2015	2.1%	↑



ACTIVITY

Cumulative percentage of contracted UDA delivered 2016 & 2017



Month	Adjusted Scheduled Activity (UDA)	
	2016	2017
April	-106	35
May	2,093	985
June	3,700	985
July	6,584	4,872
August	7,978	6,597
September	9,768	9,059
October	12,121	10,581
November	14,096	13,751
December	15,736	15,846
January	17,044	
February	20,250	
March	22,576	
April	23,724	
May	25,394	
June	25,394	

QUALITY

	Quantity	Base Number	Contract	AT	Region	England
% of FP17s for the same patient ID Re-attending within 3 months - Children	138	2,188	6.3%	10.3%	11.9%	12.4%
% of FP17s for the same patient ID Re-attending within 3 months - Adults	1,058	7,055	15.0%	15.1%	16.5%	16.6%
% of FP17s for the same patient ID Re-attending between 3 & 9 months - Children	1,246	2,188	56.9%	60.7%	60.2%	57.5%
% of FP17s for the same patient ID Re-attending between 3 & 9 months - Adults	3,537	7,055	50.1%	52.7%	52.0%	50.4%
% of FP17s for Band 1 Urgent Courses	529	8,075	6.6%	9.5%	9.5%	9.1%
% of FP17s Relating to Free Repair or Replacements	98	8,075	1.2%	0.7%	0.7%	0.8%
% of FP17s Relating to Continuations	175	8,075	2.2%	1.3%	1.2%	1.3%
% of Patients satisfied with the dentistry they have received	3	4	N/A	92.6%	92.9%	92.7%
% of Patients satisfied with the time they had to wait for an appointment	3	4	N/A	88.0%	88.8%	88.8%

* This is based on patients treated on this contract for their most recent course of treatment. Figures in italics indicate the base number of FP17s or Patient Questionnaire responses are less than 100. N/A is shown where the base number of responses is less than 10 during the period. % is calculated as Quantity/Base number*100

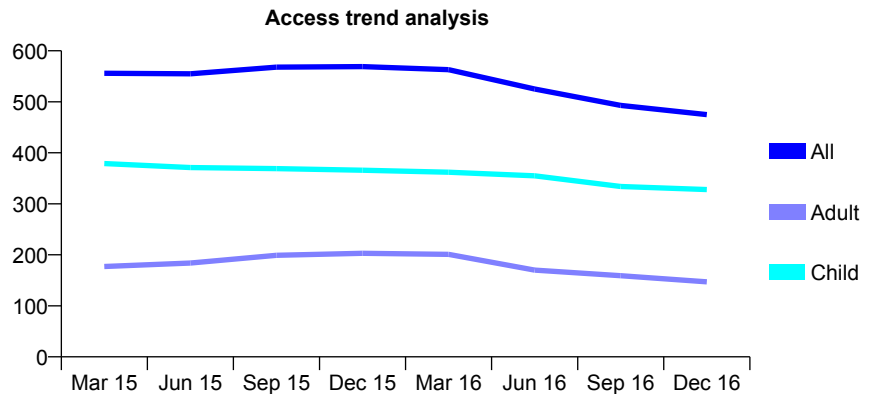
Q70 - Vital Signs At a Glance Contract Report for 177148/0001 - December 2016

Name or company name	Miss S K Dau
Contract type name	GDS Contract
Purpose of contract	General
Contract start date	01/02/2014
Contract end date	

16/17 Contracted general activity (UDA)	1,500
Carry forward general activity (UDA)	0
16/17 Contracted orthodontic activity (UOA)	0
Carry forward orthodontic activity (UOA)	0
Baseline contract value	£35,266.90

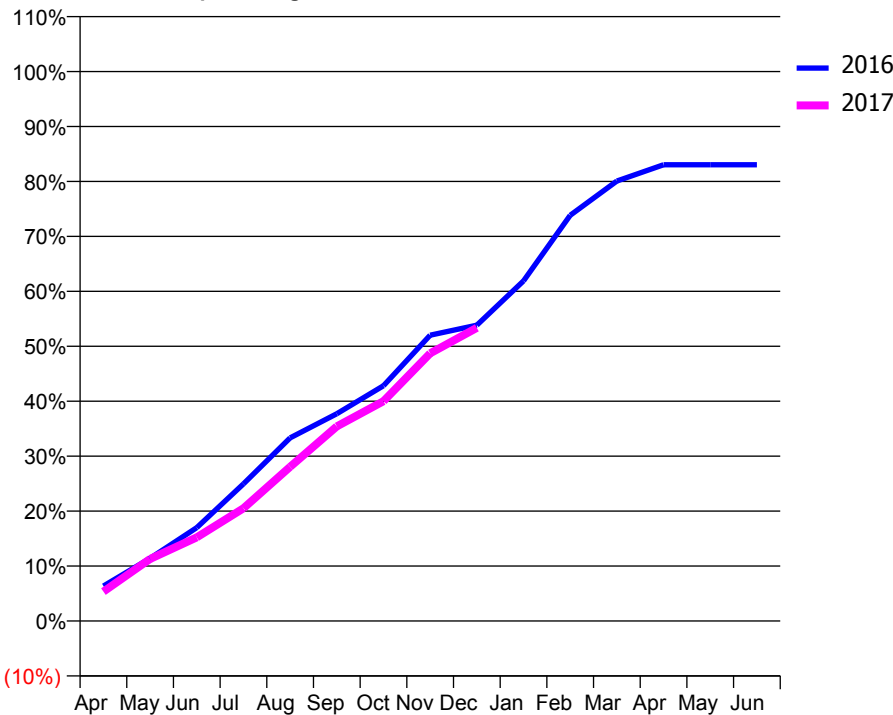
ACCESS*

Patients seen in 24 months	Total	Change since previous quarter
Quarter ending December 2015	569	
Quarter ending March 2016	563	↓
Quarter ending June 2016	525	↓
Quarter ending September 2016	493	↓
Quarter ending December 2016	475	↓
Variance since December 2015	(16.5%)	↓



ACTIVITY

Cumulative percentage of contracted UDA delivered 2016 & 2017



Month	Adjusted Scheduled Activity (UDA)	
	2016	2017
April	95	80
May	171	169
June	255	228
July	374	308
August	500	421
September	566	531
October	642	600
November	780	731
December	807	800
January	928	
February	1,107	
March	1,201	
April	1,245	
May	1,245	
June	1,245	

QUALITY

	Quantity	Base Number	Contract	AT	Region	England
% of FP17s for the same patient ID Re-attending within 3 months - Children	23	422	5.5%	10.3%	11.9%	12.4%
% of FP17s for the same patient ID Re-attending within 3 months - Adults	6	86	7.0%	15.1%	16.5%	16.6%
% of FP17s for the same patient ID Re-attending between 3 & 9 months - Children	334	422	79.1%	60.7%	60.2%	57.5%
% of FP17s for the same patient ID Re-attending between 3 & 9 months - Adults	62	86	72.1%	52.7%	52.0%	50.4%
% of FP17s for Band 1 Urgent Courses	21	489	4.3%	9.5%	9.5%	9.1%
% of FP17s Relating to Free Repair or Replacements	0	489	0.0%	0.7%	0.7%	0.8%
% of FP17s Relating to Continuations	0	489	0.0%	1.3%	1.2%	1.3%
% of Patients satisfied with the dentistry they have received	0	0	N/A	92.6%	92.9%	92.7%
% of Patients satisfied with the time they had to wait for an appointment	0	0	N/A	88.0%	88.8%	88.8%

* This is based on patients treated on this contract for their most recent course of treatment. Figures in italics indicate the base number of FP17s or Patient Questionnaire responses are less than 100. N/A is shown where the base number of responses is less than 10 during the period. % is calculated as Quantity/Base number*100

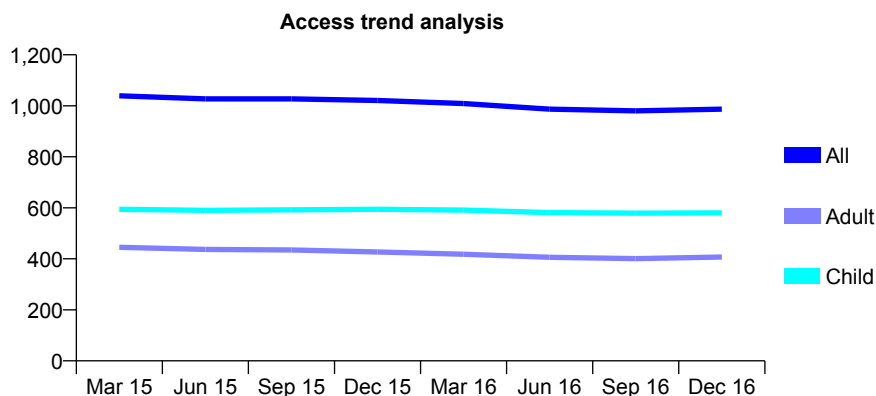
Q70 - Vital Signs At a Glance Contract Report for 177571/0001 - December 2016

Name or company name	Mr M Dellafera
Contract type name	GDS Contract
Purpose of contract	General
Contract start date	01/07/2008
Contract end date	

16/17 Contracted general activity (UDA)	2,600
Carry forward general activity (UDA)	0
16/17 Contracted orthodontic activity (UOA)	0
Carry forward orthodontic activity (UOA)	0
Baseline contract value	£58,441.76

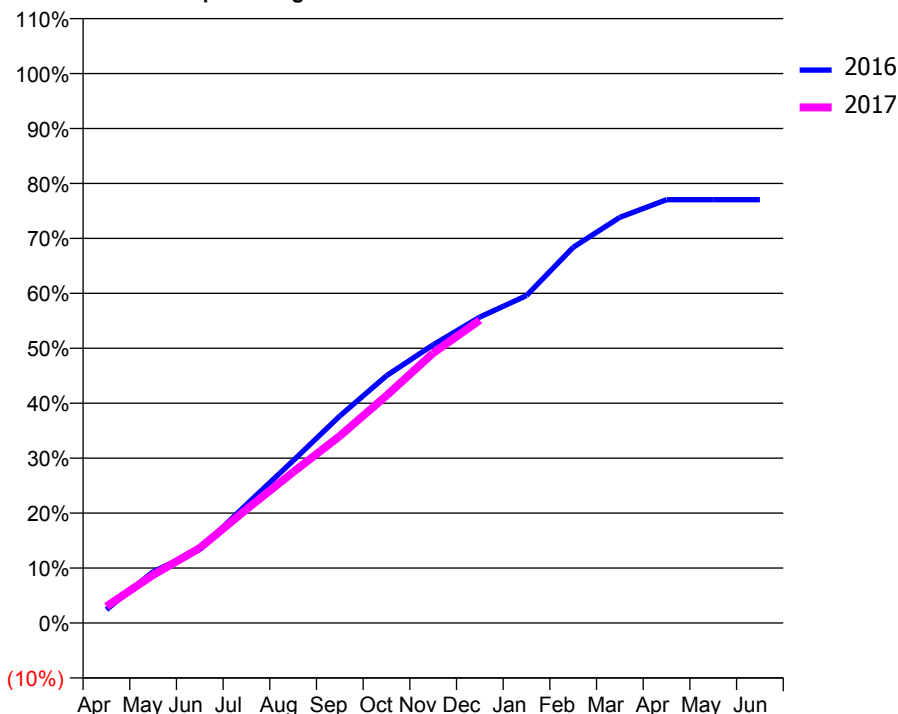
ACCESS*

Patients seen in 24 months	Total	Change since previous quarter
Quarter ending December 2015	1,021	
Quarter ending March 2016	1,009	↓
Quarter ending June 2016	987	↓
Quarter ending September 2016	980	→
Quarter ending December 2016	987	→
Variance since December 2015	(3.3%)	↓



ACTIVITY

Cumulative percentage of contracted UDA delivered 2016 & 2017



Month	Adjusted Scheduled Activity (UDA)	
	2016	2017
April	63	79
May	243	227
June	348	355
July	561	538
August	768	714
September	979	885
October	1,170	1,076
November	1,316	1,278
December	1,448	1,433
January	1,549	
February	1,777	
March	1,920	
April	2,003	
May	2,003	
June	2,003	

QUALITY

	Quantity	Base Number	Contract	AT	Region	England
% of FP17s for the same patient ID Re-attending within 3 months - Children	56	729	7.7%	10.3%	11.9%	12.4%
% of FP17s for the same patient ID Re-attending within 3 months - Adults	44	378	11.6%	15.1%	16.5%	16.6%
% of FP17s for the same patient ID Re-attending between 3 & 9 months - Children	498	729	68.3%	60.7%	60.2%	57.5%
% of FP17s for the same patient ID Re-attending between 3 & 9 months - Adults	218	378	57.7%	52.7%	52.0%	50.4%
% of FP17s for Band 1 Urgent Courses	50	1,033	4.8%	9.5%	9.5%	9.1%
% of FP17s Relating to Free Repair or Replacements	0	1,033	0.0%	0.7%	0.7%	0.8%
% of FP17s Relating to Continuations	9	1,033	0.9%	1.3%	1.2%	1.3%
% of Patients satisfied with the dentistry they have received	1	1	N/A	92.6%	92.9%	92.7%
% of Patients satisfied with the time they had to wait for an appointment	1	1	N/A	88.0%	88.8%	88.8%

* This is based on patients treated on this contract for their most recent course of treatment. Figures in italics indicate the base number of FP17s or Patient Questionnaire responses are less than 100. N/A is shown where the base number of responses is less than 10 during the period. % is calculated as Quantity/Base number*100

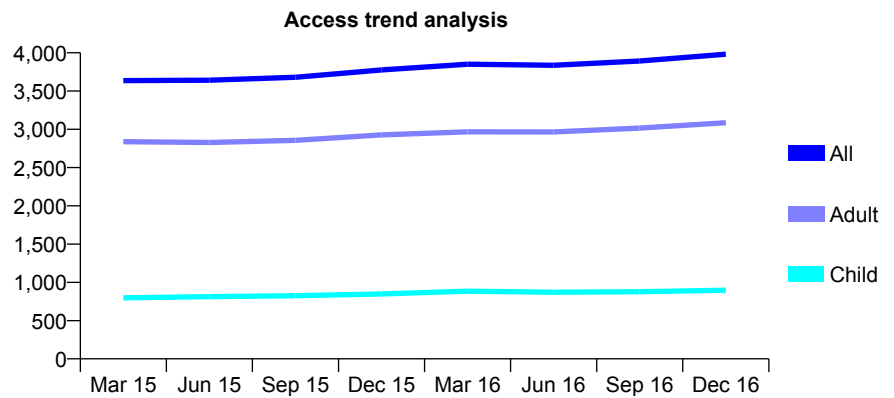
Q70 - Vital Signs At a Glance Contract Report for 179418/0001 - December 2016

Name or company name	Moonlight Dental Surgeries Ltd
Contract type name	GDS Contract
Purpose of contract	General
Contract start date	01/10/2008
Contract end date	

16/17 Contracted general activity (UDA)	14,000
Carry forward general activity (UDA)	81
16/17 Contracted orthodontic activity (UOA)	0
Carry forward orthodontic activity (UOA)	0
Baseline contract value	£346,067.12

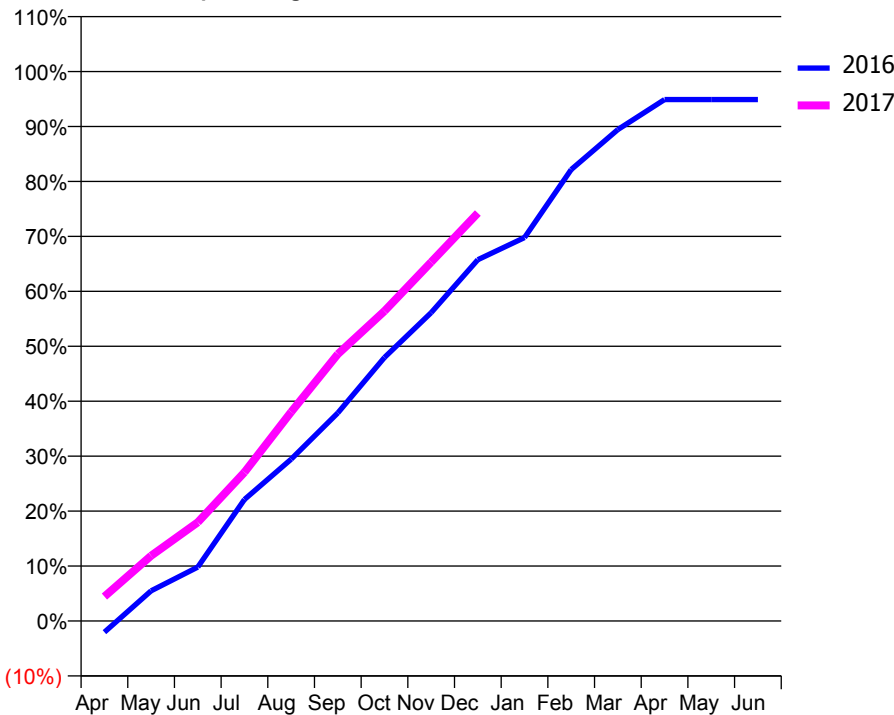
ACCESS*

Patients seen in 24 months	Total	Change since previous quarter
Quarter ending December 2015	3,776	
Quarter ending March 2016	3,851	→
Quarter ending June 2016	3,837	→
Quarter ending September 2016	3,893	→
Quarter ending December 2016	3,982	↑
Variance since December 2015	5.5%	↑



ACTIVITY

Cumulative percentage of contracted UDA delivered 2016 & 2017



Month	Adjusted Scheduled Activity (UDA)	
	2016	2017
April	-286	622
May	769	1,664
June	1,374	2,515
July	3,095	3,790
August	4,124	5,325
September	5,301	6,801
October	6,716	7,896
November	7,856	9,144
December	9,206	10,396
January	9,769	
February	11,500	
March	12,522	
April	13,285	
May	13,287	
June	13,287	

QUALITY

	Quantity	Base Number	Contract	AT	Region	England
% of FP17s for the same patient ID Re-attending within 3 months - Children	107	1,269	8.4%	10.3%	11.9%	12.4%
% of FP17s for the same patient ID Re-attending within 3 months - Adults	638	3,945	16.2%	15.1%	16.5%	16.6%
% of FP17s for the same patient ID Re-attending between 3 & 9 months - Children	878	1,269	69.2%	60.7%	60.2%	57.5%
% of FP17s for the same patient ID Re-attending between 3 & 9 months - Adults	2,525	3,945	64.0%	52.7%	52.0%	50.4%
% of FP17s for Band 1 Urgent Courses	314	4,860	6.5%	9.5%	9.5%	9.1%
% of FP17s Relating to Free Repair or Replacements	108	4,860	2.2%	0.7%	0.7%	0.8%
% of FP17s Relating to Continuations	84	4,860	1.7%	1.3%	1.2%	1.3%
% of Patients satisfied with the dentistry they have received	2	2	N/A	92.6%	92.9%	92.7%
% of Patients satisfied with the time they had to wait for an appointment	2	2	N/A	88.0%	88.8%	88.8%

* This is based on patients treated on this contract for their most recent course of treatment. Figures in italics indicate the base number of FP17s or Patient Questionnaire responses are less than 100. N/A is shown where the base number of responses is less than 10 during the period. % is calculated as Quantity/Base number*100

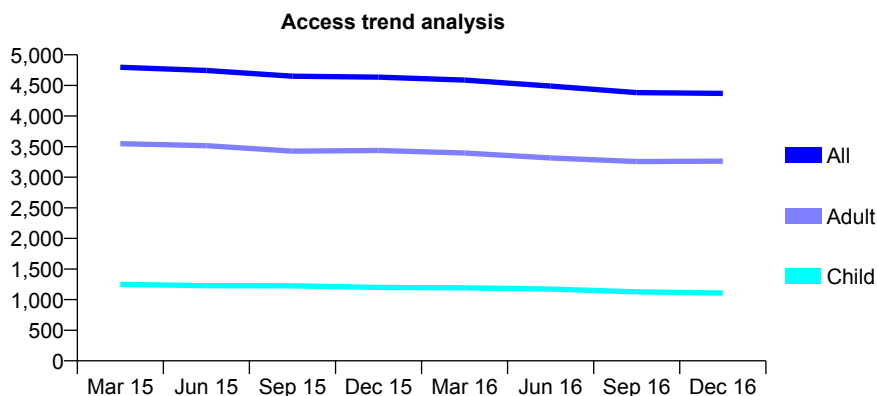
Q70 - Vital Signs At a Glance Contract Report for 179981/0001 - December 2016

Name or company name	Tolpuddle Dental Practice Ltd
Contract type name	GDS Contract
Purpose of contract	General
Contract start date	06/04/2007
Contract end date	

16/17 Contracted general activity (UDA)	13,500
Carry forward general activity (UDA)	540
16/17 Contracted orthodontic activity (UOA)	0
Carry forward orthodontic activity (UOA)	0
Baseline contract value	£338,716.57

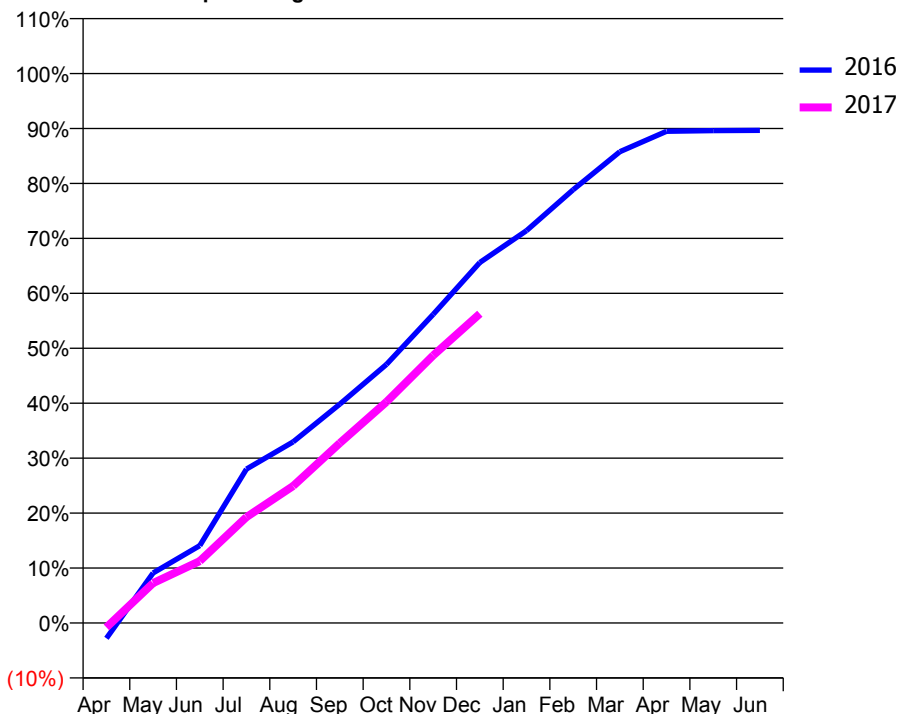
ACCESS*

Patients seen in 24 months	Total	Change since previous quarter
Quarter ending December 2015	4,636	
Quarter ending March 2016	4,588	↓
Quarter ending June 2016	4,489	↓
Quarter ending September 2016	4,383	↓
Quarter ending December 2016	4,370	→
Variance since December 2015	(5.7%)	↓



ACTIVITY

Cumulative percentage of contracted UDA delivered 2016 & 2017



Month	Adjusted Scheduled Activity (UDA)	
	2016	2017
April	-379	-108
May	1,230	982
June	1,901	1,523
July	3,782	2,603
August	4,451	3,366
September	5,377	4,422
October	6,355	5,434
November	7,583	6,574
December	8,858	7,600
January	9,639	
February	10,645	
March	11,578	
April	12,080	
May	12,098	
June	12,102	

QUALITY

	Quantity	Base Number	Contract	AT	Region	England
% of FP17s for the same patient ID Re-attending within 3 months - Children	51	1,339	3.8%	10.3%	11.9%	12.4%
% of FP17s for the same patient ID Re-attending within 3 months - Adults	422	3,576	11.8%	15.1%	16.5%	16.6%
% of FP17s for the same patient ID Re-attending between 3 & 9 months - Children	910	1,339	68.0%	60.7%	60.2%	57.5%
% of FP17s for the same patient ID Re-attending between 3 & 9 months - Adults	2,333	3,576	65.2%	52.7%	52.0%	50.4%
% of FP17s for Band 1 Urgent Courses	233	4,597	5.1%	9.5%	9.5%	9.1%
% of FP17s Relating to Free Repair or Replacements	2	4,597	0.0%	0.7%	0.7%	0.8%
% of FP17s Relating to Continuations	70	4,597	1.5%	1.3%	1.2%	1.3%
% of Patients satisfied with the dentistry they have received	1	1	N/A	92.6%	92.9%	92.7%
% of Patients satisfied with the time they had to wait for an appointment	1	1	N/A	88.0%	88.8%	88.8%

* This is based on patients treated on this contract for their most recent course of treatment. Figures in italics indicate the base number of FP17s or Patient Questionnaire responses are less than 100. N/A is shown where the base number of responses is less than 10 during the period. % is calculated as Quantity/Base number*100

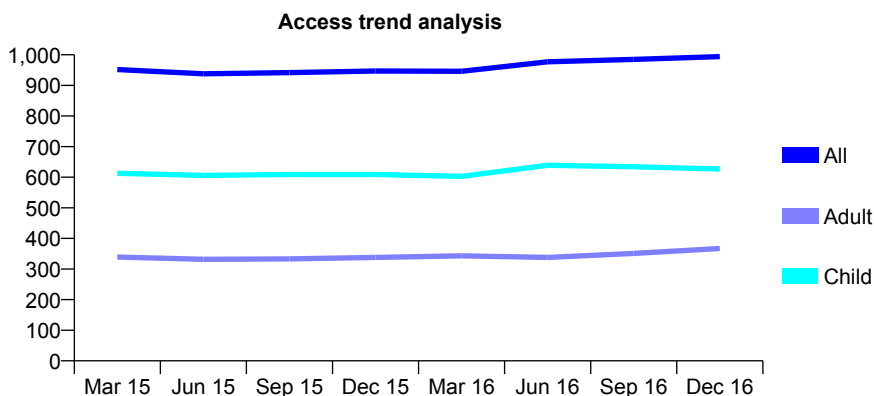
Q70 - Vital Signs At a Glance Contract Report for 180211/0001 - December 2016

Name or company name	Dentistry@68
Contract type name	GDS Contract
Purpose of contract	General
Contract start date	01/04/2006
Contract end date	

16/17 Contracted general activity (UDA)	2,150
Carry forward general activity (UDA)	0
16/17 Contracted orthodontic activity (UOA)	0
Carry forward orthodontic activity (UOA)	0
Baseline contract value	£47,698.45

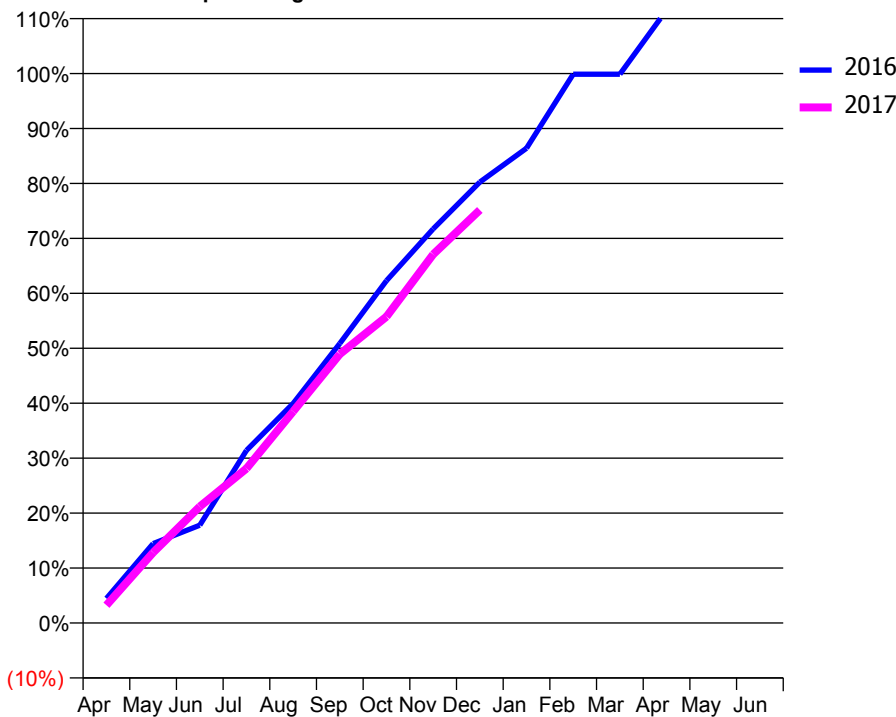
ACCESS*

Patients seen in 24 months	Total	Change since previous quarter
Quarter ending December 2015	947	
Quarter ending March 2016	946	→
Quarter ending June 2016	977	↑
Quarter ending September 2016	985	→
Quarter ending December 2016	994	→
Variance since December 2015	5.0%	↑



ACTIVITY

Cumulative percentage of contracted UDA delivered 2016 & 2017



Month	Adjusted Scheduled Activity (UDA)	
	2016	2017
April	96	70
May	311	276
June	383	456
July	675	604
August	859	828
September	1,094	1,052
October	1,340	1,199
November	1,542	1,442
December	1,725	1,616
January	1,858	
February	2,147	
March	2,147	
April	2,398	
May	2,413	
June	2,416	

QUALITY

	Quantity	Base Number	Contract	AT	Region	England
% of FP17s for the same patient ID Re-attending within 3 months - Children	79	977	8.1%	10.3%	11.9%	12.4%
% of FP17s for the same patient ID Re-attending within 3 months - Adults	56	357	15.7%	15.1%	16.5%	16.6%
% of FP17s for the same patient ID Re-attending between 3 & 9 months - Children	684	977	70.0%	60.7%	60.2%	57.5%
% of FP17s for the same patient ID Re-attending between 3 & 9 months - Adults	206	357	57.7%	52.7%	52.0%	50.4%
% of FP17s for Band 1 Urgent Courses	41	1,133	3.6%	9.5%	9.5%	9.1%
% of FP17s Relating to Free Repair or Replacements	0	1,133	0.0%	0.7%	0.7%	0.8%
% of FP17s Relating to Continuations	0	1,133	0.0%	1.3%	1.2%	1.3%
% of Patients satisfied with the dentistry they have received	0	0	N/A	92.6%	92.9%	92.7%
% of Patients satisfied with the time they had to wait for an appointment	0	0	N/A	88.0%	88.8%	88.8%

* This is based on patients treated on this contract for their most recent course of treatment. Figures in italics indicate the base number of FP17s or Patient Questionnaire responses are less than 100. N/A is shown where the base number of responses is less than 10 during the period. % is calculated as Quantity/Base number*100

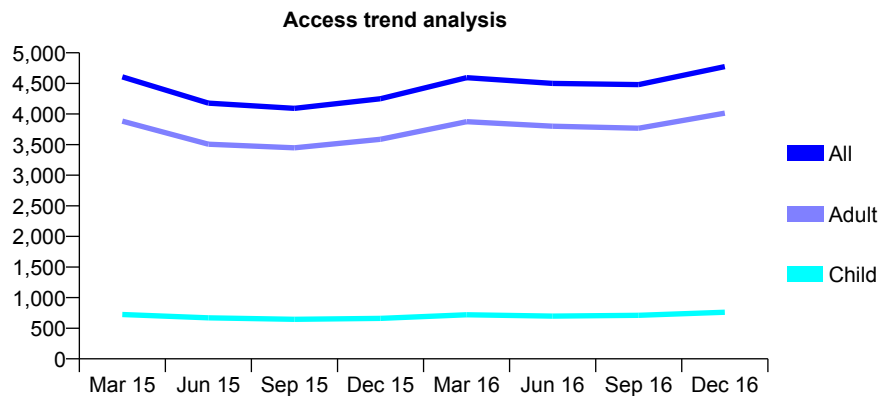
Q70 - Vital Signs At a Glance Contract Report for 180548/0001 - December 2016

Name or company name	West Hill Dental Clinic Ltd
Contract type name	GDS Contract
Purpose of contract	General
Contract start date	01/10/2008
Contract end date	

16/17 Contracted general activity (UDA)	21,750
Carry forward general activity (UDA)	0
16/17 Contracted orthodontic activity (UOA)	0
Carry forward orthodontic activity (UOA)	0
Baseline contract value	£485,206.28

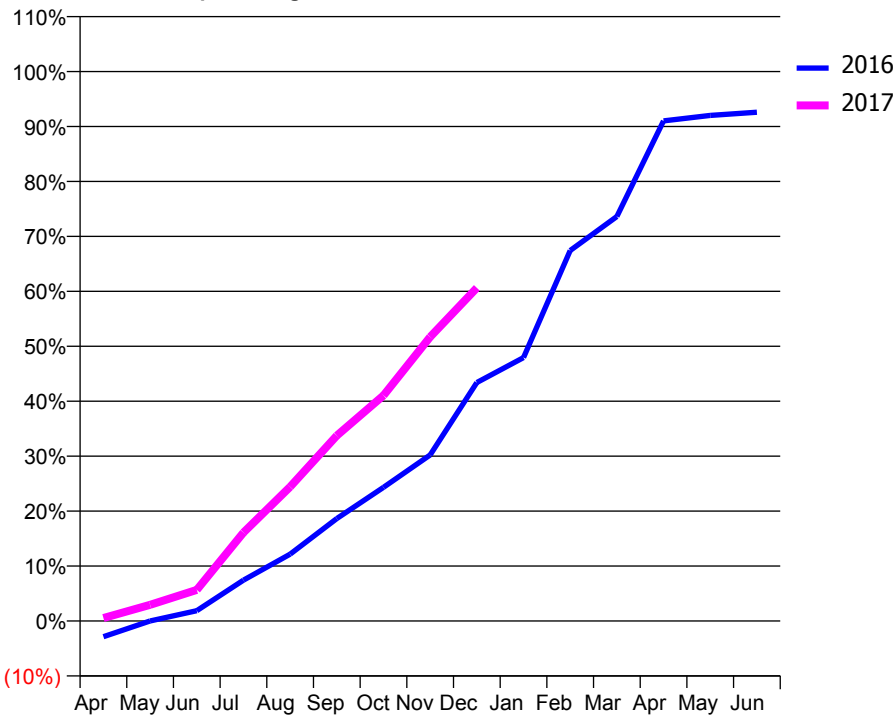
ACCESS*

Patients seen in 24 months	Total	Change since previous quarter
Quarter ending December 2015	4,249	
Quarter ending March 2016	4,594	↑
Quarter ending June 2016	4,499	↓
Quarter ending September 2016	4,480	→
Quarter ending December 2016	4,775	↑
Variance since December 2015	12.4%	↑



ACTIVITY

Cumulative percentage of contracted UDA delivered 2016 & 2017



Month	Adjusted Scheduled Activity (UDA)	
	2016	2017
April	-627	119
May	-1	640
June	410	1,233
July	1,616	3,501
August	2,646	5,310
September	4,054	7,337
October	5,292	8,930
November	6,574	11,243
December	9,439	13,185
January	10,427	
February	14,665	
March	16,011	
April	19,797	
May	20,011	
June	20,141	

QUALITY

	Quantity	Base Number	Contract	AT	Region	England
% of FP17s for the same patient ID Re-attending within 3 months - Children	70	853	8.2%	10.3%	11.9%	12.4%
% of FP17s for the same patient ID Re-attending within 3 months - Adults	636	4,121	15.4%	15.1%	16.5%	16.6%
% of FP17s for the same patient ID Re-attending between 3 & 9 months - Children	381	853	44.7%	60.7%	60.2%	57.5%
% of FP17s for the same patient ID Re-attending between 3 & 9 months - Adults	1,357	4,121	32.9%	52.7%	52.0%	50.4%
% of FP17s for Band 1 Urgent Courses	956	4,235	22.6%	9.5%	9.5%	9.1%
% of FP17s Relating to Free Repair or Replacements	27	4,235	0.6%	0.7%	0.7%	0.8%
% of FP17s Relating to Continuations	38	4,235	0.9%	1.3%	1.2%	1.3%
% of Patients satisfied with the dentistry they have received	13	13	100.0%	92.6%	92.9%	92.7%
% of Patients satisfied with the time they had to wait for an appointment	13	13	100.0%	88.0%	88.8%	88.8%

* This is based on patients treated on this contract for their most recent course of treatment. Figures in italics indicate the base number of FP17s or Patient Questionnaire responses are less than 100. N/A is shown where the base number of responses is less than 10 during the period. % is calculated as Quantity/Base number*100

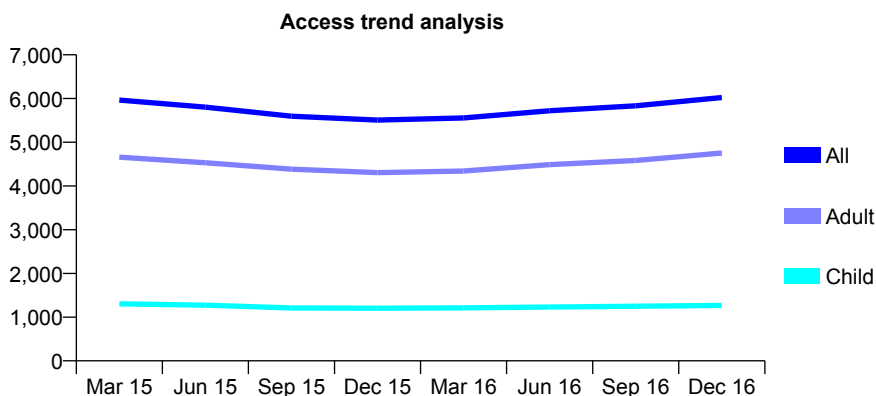
Q70 - Vital Signs At a Glance Contract Report for 181145/0001 - December 2016

Name or company name	Adelstone Dental Care Ltd
Contract type name	GDS Contract
Purpose of contract	General
Contract start date	01/04/2008
Contract end date	

16/17 Contracted general activity (UDA)	19,600
Carry forward general activity (UDA)	0
16/17 Contracted orthodontic activity (UOA)	0
Carry forward orthodontic activity (UOA)	0
Baseline contract value	£547,171.74

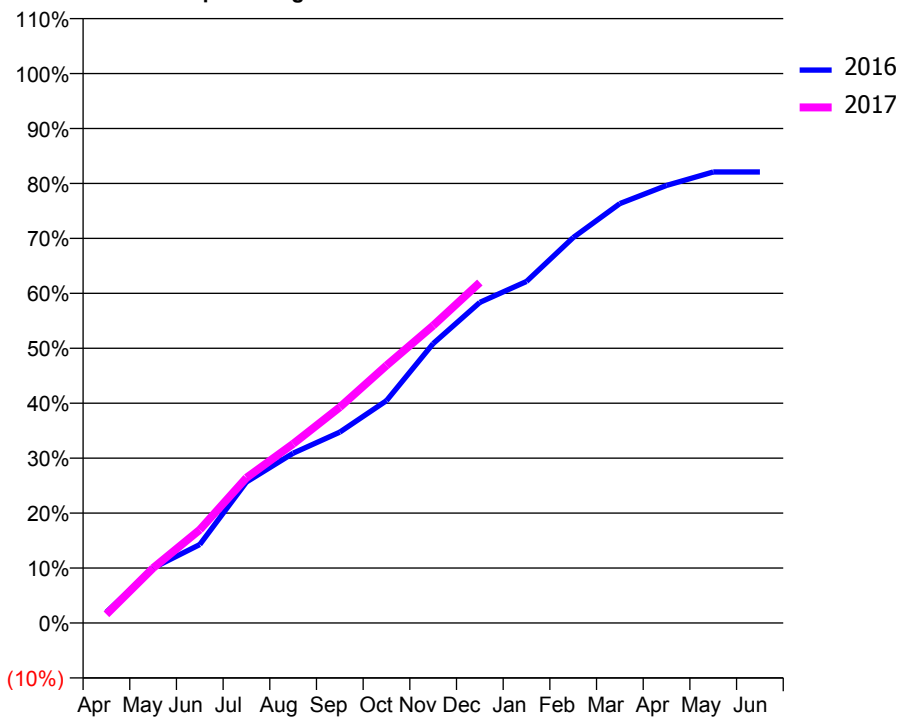
ACCESS*

Patients seen in 24 months	Total	Change since previous quarter
Quarter ending December 2015	5,507	
Quarter ending March 2016	5,555	→
Quarter ending June 2016	5,720	↑
Quarter ending September 2016	5,833	→
Quarter ending December 2016	6,021	↑
Variance since December 2015	9.3%	↑



ACTIVITY

Cumulative percentage of contracted UDA delivered 2016 & 2017



Month	Adjusted Scheduled Activity (UDA)	
	2016	2017
April	386	313
May	1,961	1,960
June	2,800	3,328
July	5,028	5,184
August	6,056	6,388
September	6,808	7,697
October	7,930	9,186
November	9,966	10,607
December	11,438	12,144
January	12,182	
February	13,746	
March	14,959	
April	15,610	
May	16,088	
June	16,089	

QUALITY

	Quantity	Base Number	Contract	AT	Region	England
% of FP17s for the same patient ID Re-attending within 3 months - Children	61	1,325	4.6%	10.3%	11.9%	12.4%
% of FP17s for the same patient ID Re-attending within 3 months - Adults	636	5,296	12.0%	15.1%	16.5%	16.6%
% of FP17s for the same patient ID Re-attending between 3 & 9 months - Children	766	1,325	57.8%	60.7%	60.2%	57.5%
% of FP17s for the same patient ID Re-attending between 3 & 9 months - Adults	2,891	5,296	54.6%	52.7%	52.0%	50.4%
% of FP17s for Band 1 Urgent Courses	267	6,086	4.4%	9.5%	9.5%	9.1%
% of FP17s Relating to Free Repair or Replacements	40	6,086	0.7%	0.7%	0.7%	0.8%
% of FP17s Relating to Continuations	130	6,086	2.1%	1.3%	1.2%	1.3%
% of Patients satisfied with the dentistry they have received	4	4	N/A	92.6%	92.9%	92.7%
% of Patients satisfied with the time they had to wait for an appointment	4	4	N/A	88.0%	88.8%	88.8%

* This is based on patients treated on this contract for their most recent course of treatment. Figures in italics indicate the base number of FP17s or Patient Questionnaire responses are less than 100. N/A is shown where the base number of responses is less than 10 during the period. % is calculated as Quantity/Base number*100

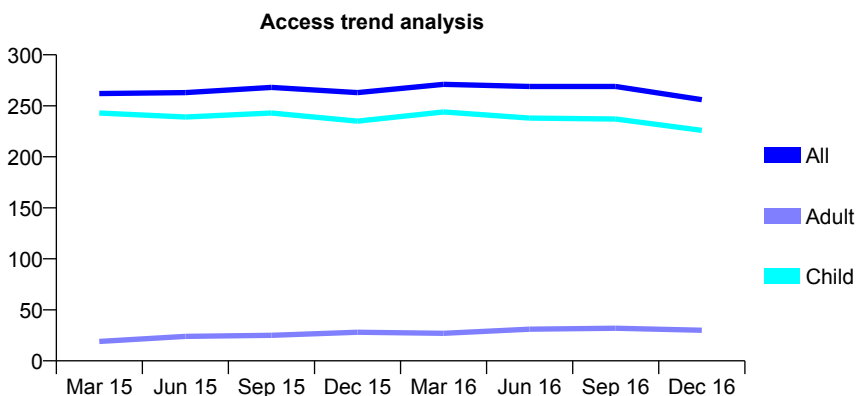
Q70 - Vital Signs At a Glance Contract Report for 182400/0001 - December 2016

Name or company name	MIELIE LTD
Contract type name	GDS Contract
Purpose of contract	General
Contract start date	01/02/2008
Contract end date	

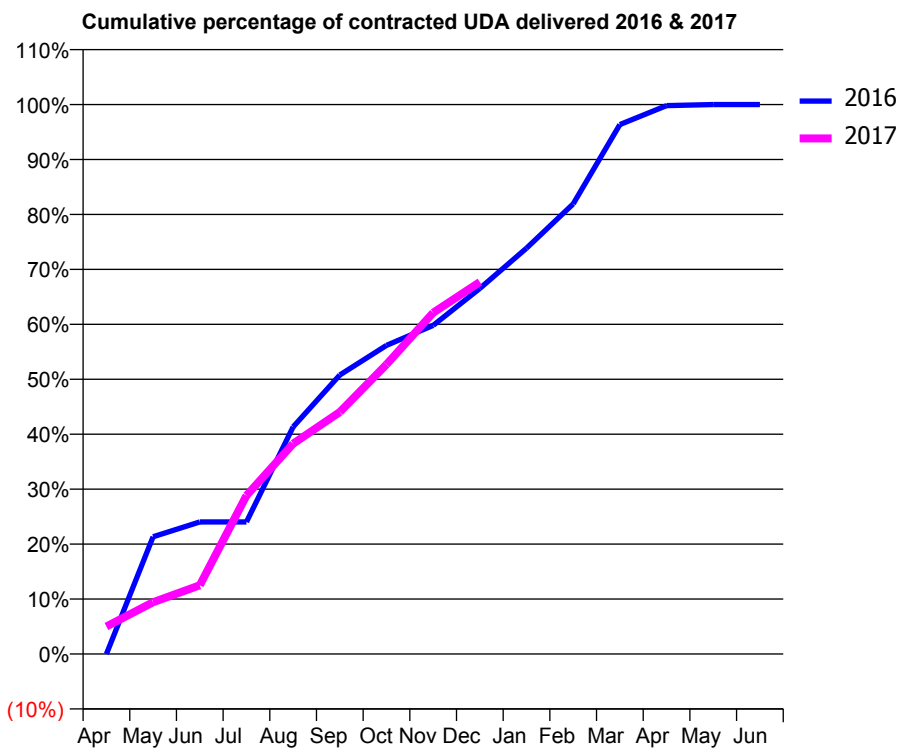
16/17 Contracted general activity (UDA)	520
Carry forward general activity (UDA)	0
16/17 Contracted orthodontic activity (UOA)	0
Carry forward orthodontic activity (UOA)	0
Baseline contract value	£12,526.69

ACCESS*

Patients seen in 24 months	Total	Change since previous quarter
Quarter ending December 2015	263	
Quarter ending March 2016	271	↑
Quarter ending June 2016	269	→
Quarter ending September 2016	269	→
Quarter ending December 2016	256	↓
Variance since December 2015	(2.7%)	↓



ACTIVITY



Month	Adjusted Scheduled Activity (UDA)	
	2016	2017
April	0	26
May	111	49
June	125	65
July	125	150
August	215	199
September	264	229
October	292	274
November	311	323
December	346	352
January	384	
February	426	
March	501	
April	519	
May	520	
June	520	

QUALITY

	Quantity	Base Number	Contract	AT	Region	England
% of FP17s for the same patient ID Re-attending within 3 months - Children	9	254	3.5%	10.3%	11.9%	12.4%
% of FP17s for the same patient ID Re-attending within 3 months - Adults	1	10	10.0%	15.1%	16.5%	16.6%
% of FP17s for the same patient ID Re-attending between 3 & 9 months - Children	184	254	72.4%	60.7%	60.2%	57.5%
% of FP17s for the same patient ID Re-attending between 3 & 9 months - Adults	7	10	70.0%	52.7%	52.0%	50.4%
% of FP17s for Band 1 Urgent Courses	0	247	0.0%	9.5%	9.5%	9.1%
% of FP17s Relating to Free Repair or Replacements	0	247	0.0%	0.7%	0.7%	0.8%
% of FP17s Relating to Continuations	3	247	1.2%	1.3%	1.2%	1.3%
% of Patients satisfied with the dentistry they have received	0	0	N/A	92.6%	92.9%	92.7%
% of Patients satisfied with the time they had to wait for an appointment	0	0	N/A	88.0%	88.8%	88.8%

* This is based on patients treated on this contract for their most recent course of treatment. Figures in italics indicate the base number of FP17s or Patient Questionnaire responses are less than 100. N/A is shown where the base number of responses is less than 10 during the period. % is calculated as Quantity/Base number*100

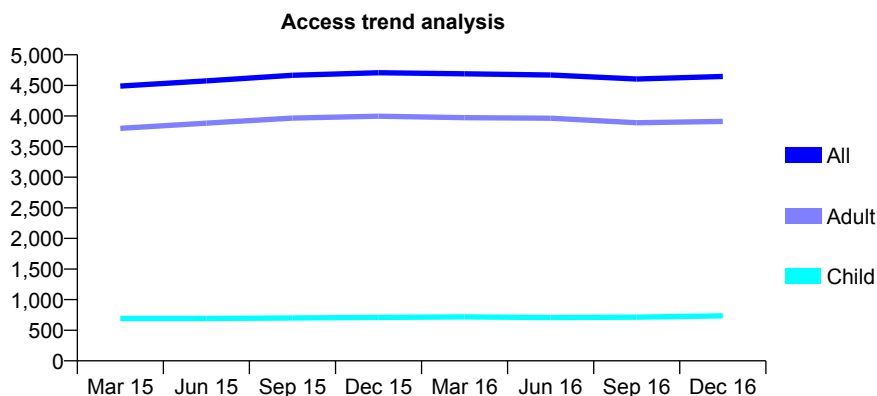
Q70 - Vital Signs At a Glance Contract Report for 183016/0001 - December 2016

Name or company name	Mr M R Alam
Contract type name	GDS Contract
Purpose of contract	General
Contract start date	01/11/2013
Contract end date	

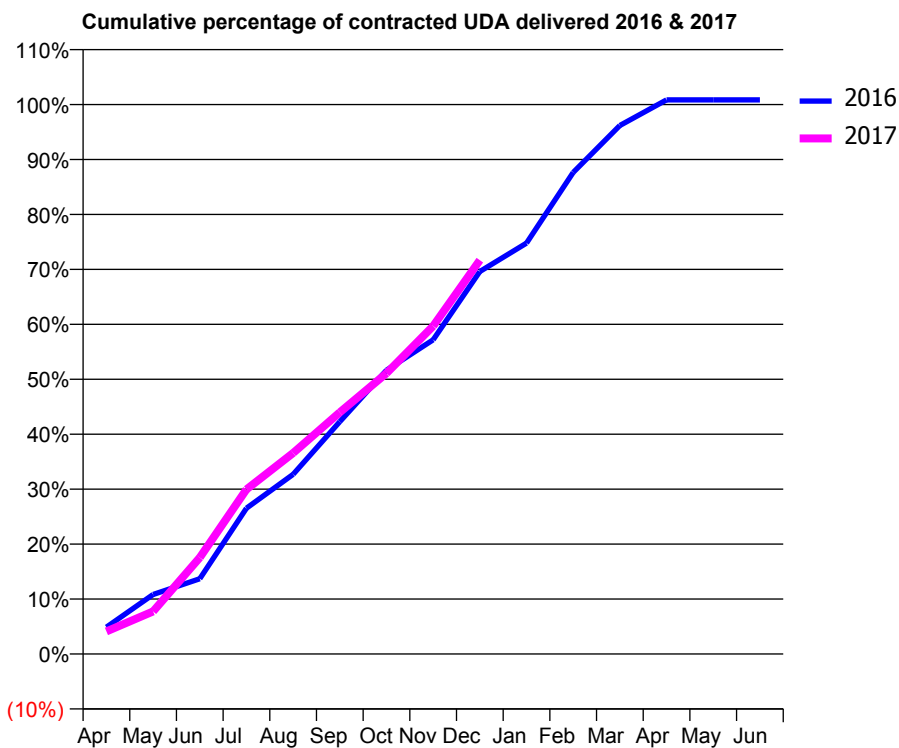
16/17 Contracted general activity (UDA)	15,102
Carry forward general activity (UDA)	0
16/17 Contracted orthodontic activity (UOA)	0
Carry forward orthodontic activity (UOA)	0
Baseline contract value	£300,236.37

ACCESS*

Patients seen in 24 months	Total	Change since previous quarter
Quarter ending December 2015	4,706	
Quarter ending March 2016	4,690	→
Quarter ending June 2016	4,669	→
Quarter ending September 2016	4,605	↓
Quarter ending December 2016	4,647	→
Variance since December 2015	(1.3%)	↓



ACTIVITY



Month	Adjusted Scheduled Activity (UDA)	
	2016	2017
April	739	622
May	1,635	1,170
June	2,069	2,652
July	4,009	4,525
August	4,940	5,523
September	6,386	6,644
October	7,801	7,717
November	8,637	9,013
December	10,513	10,824
January	11,292	
February	13,236	
March	14,524	
April	15,230	
May	15,231	
June	15,230	

QUALITY

	Quantity	Base Number	Contract	AT	Region	England
% of FP17s for the same patient ID Re-attending within 3 months - Children	20	830	2.4%	10.3%	11.9%	12.4%
% of FP17s for the same patient ID Re-attending within 3 months - Adults	460	4,115	11.2%	15.1%	16.5%	16.6%
% of FP17s for the same patient ID Re-attending between 3 & 9 months - Children	554	830	66.7%	60.7%	60.2%	57.5%
% of FP17s for the same patient ID Re-attending between 3 & 9 months - Adults	2,183	4,115	53.0%	52.7%	52.0%	50.4%
% of FP17s for Band 1 Urgent Courses	319	4,636	6.9%	9.5%	9.5%	9.1%
% of FP17s Relating to Free Repair or Replacements	52	4,636	1.1%	0.7%	0.7%	0.8%
% of FP17s Relating to Continuations	60	4,636	1.3%	1.3%	1.2%	1.3%
% of Patients satisfied with the dentistry they have received	5	8	N/A	92.6%	92.9%	92.7%
% of Patients satisfied with the time they had to wait for an appointment	8	8	N/A	88.0%	88.8%	88.8%

* This is based on patients treated on this contract for their most recent course of treatment. Figures in italics indicate the base number of FP17s or Patient Questionnaire responses are less than 100. N/A is shown where the base number of responses is less than 10 during the period. % is calculated as Quantity/Base number*100

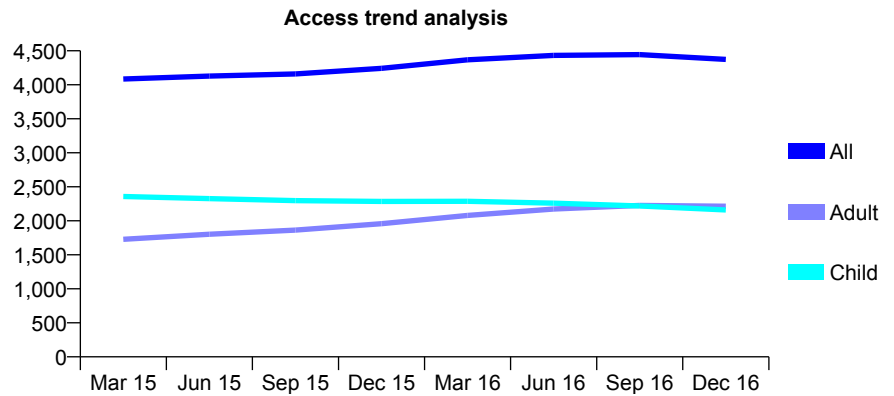
Q70 - Vital Signs At a Glance Contract Report for 183563/0001 - December 2016

Name or company name	Madeira Road Partnership
Contract type name	GDS Contract
Purpose of contract	General
Contract start date	01/04/2006
Contract end date	

16/17 Contracted general activity (UDA)	11,520
Carry forward general activity (UDA)	19
16/17 Contracted orthodontic activity (UOA)	0
Carry forward orthodontic activity (UOA)	0
Baseline contract value	£281,643.79

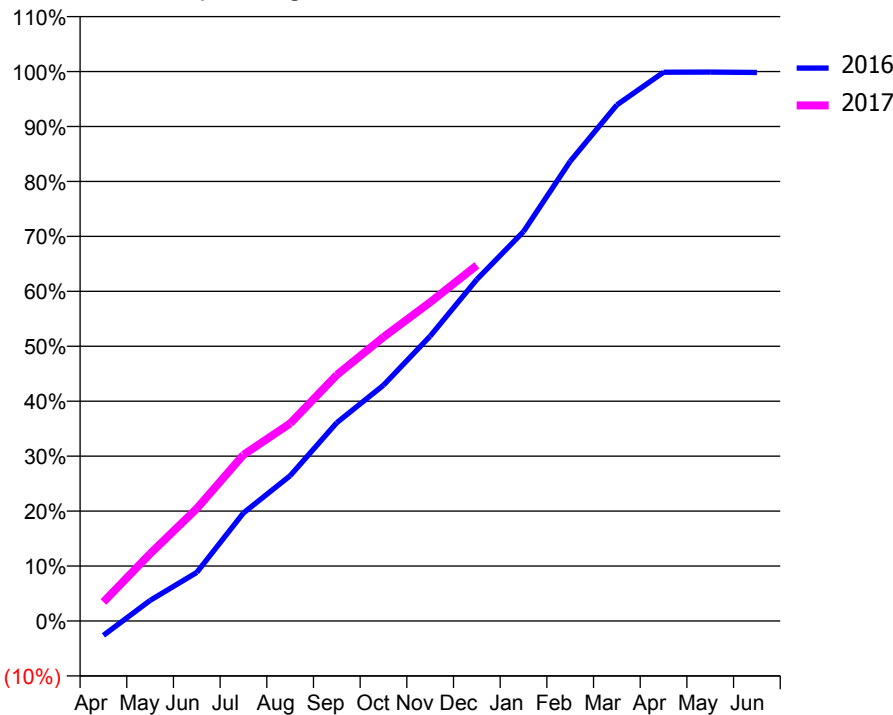
ACCESS*

Patients seen in 24 months	Total	Change since previous quarter
Quarter ending December 2015	4,243	
Quarter ending March 2016	4,367	↑
Quarter ending June 2016	4,433	→
Quarter ending September 2016	4,445	→
Quarter ending December 2016	4,374	↓
Variance since December 2015	3.1%	↑



ACTIVITY

Cumulative percentage of contracted UDA delivered 2016 & 2017



Month	Adjusted Scheduled Activity (UDA)	
	2016	2017
April	-304	398
May	431	1,412
June	1,020	2,357
July	2,266	3,485
August	3,047	4,141
September	4,157	5,158
October	4,944	5,952
November	5,973	6,682
December	7,161	7,457
January	8,165	
February	9,638	
March	10,820	
April	11,505	
May	11,507	
June	11,500	

QUALITY

	Quantity	Base Number	Contract	AT	Region	England
% of FP17s for the same patient ID Re-attending within 3 months - Children	233	2,573	9.1%	10.3%	11.9%	12.4%
% of FP17s for the same patient ID Re-attending within 3 months - Adults	327	2,020	16.2%	15.1%	16.5%	16.6%
% of FP17s for the same patient ID Re-attending between 3 & 9 months - Children	1,787	2,573	69.5%	60.7%	60.2%	57.5%
% of FP17s for the same patient ID Re-attending between 3 & 9 months - Adults	1,067	2,020	52.8%	52.7%	52.0%	50.4%
% of FP17s for Band 1 Urgent Courses	277	3,942	7.0%	9.5%	9.5%	9.1%
% of FP17s Relating to Free Repair or Replacements	29	3,942	0.7%	0.7%	0.7%	0.8%
% of FP17s Relating to Continuations	12	3,942	0.3%	1.3%	1.2%	1.3%
% of Patients satisfied with the dentistry they have received	4	4	N/A	92.6%	92.9%	92.7%
% of Patients satisfied with the time they had to wait for an appointment	3	4	N/A	88.0%	88.8%	88.8%

* This is based on patients treated on this contract for their most recent course of treatment. Figures in italics indicate the base number of FP17s or Patient Questionnaire responses are less than 100. N/A is shown where the base number of responses is less than 10 during the period. % is calculated as Quantity/Base number*100

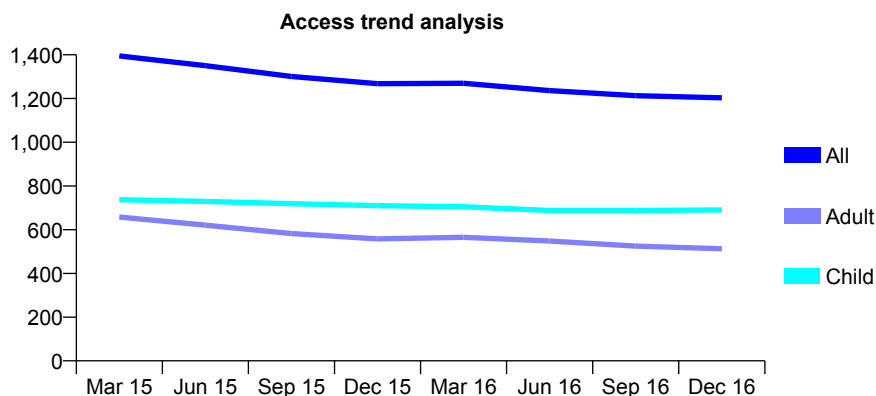
Q70 - Vital Signs At a Glance Contract Report for 183814/0001 - December 2016

Name or company name	St Francis Practice Ltd
Contract type name	GDS Contract
Purpose of contract	General
Contract start date	01/09/2007
Contract end date	

16/17 Contracted general activity (UDA)	3,000
Carry forward general activity (UDA)	86
16/17 Contracted orthodontic activity (UOA)	0
Carry forward orthodontic activity (UOA)	0
Baseline contract value	£69,888.54

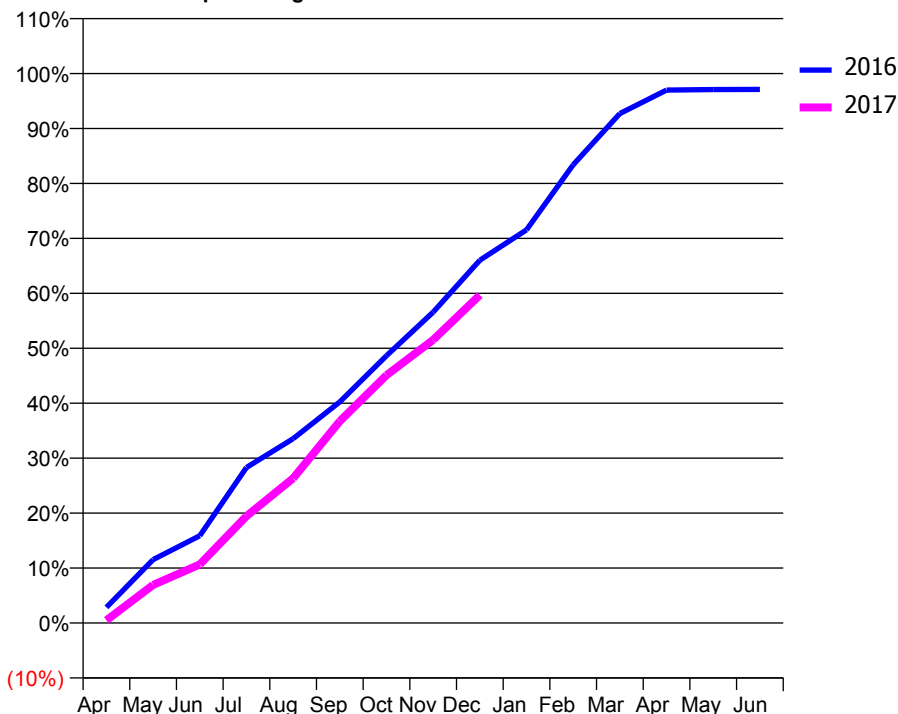
ACCESS*

Patients seen in 24 months	Total	Change since previous quarter
Quarter ending December 2015	1,268	
Quarter ending March 2016	1,270	→
Quarter ending June 2016	1,236	↓
Quarter ending September 2016	1,213	↓
Quarter ending December 2016	1,203	→
Variance since December 2015	(5.1%)	↓



ACTIVITY

Cumulative percentage of contracted UDA delivered 2016 & 2017



Adjusted Scheduled Activity (UDA)

Month	2016	2017
April	86	15
May	346	208
June	476	320
July	849	584
August	1,007	790
September	1,207	1,102
October	1,460	1,353
November	1,697	1,546
December	1,981	1,791
January	2,147	
February	2,502	
March	2,781	
April	2,909	
May	2,912	
June	2,913	

QUALITY

	Quantity	Base Number	Contract	AT	Region	England
% of FP17s for the same patient ID Re-attending within 3 months - Children	60	779	7.7%	10.3%	11.9%	12.4%
% of FP17s for the same patient ID Re-attending within 3 months - Adults	63	427	14.8%	15.1%	16.5%	16.6%
% of FP17s for the same patient ID Re-attending between 3 & 9 months - Children	437	779	56.1%	60.7%	60.2%	57.5%
% of FP17s for the same patient ID Re-attending between 3 & 9 months - Adults	218	427	51.1%	52.7%	52.0%	50.4%
% of FP17s for Band 1 Urgent Courses	68	1,119	6.1%	9.5%	9.5%	9.1%
% of FP17s Relating to Free Repair or Replacements	2	1,119	0.2%	0.7%	0.7%	0.8%
% of FP17s Relating to Continuations	5	1,119	0.4%	1.3%	1.2%	1.3%
% of Patients satisfied with the dentistry they have received	1	1	N/A	92.6%	92.9%	92.7%
% of Patients satisfied with the time they had to wait for an appointment	1	1	N/A	88.0%	88.8%	88.8%

* This is based on patients treated on this contract for their most recent course of treatment. Figures in italics indicate the base number of FP17s or Patient Questionnaire responses are less than 100. N/A is shown where the base number of responses is less than 10 during the period. % is calculated as Quantity/Base number*100

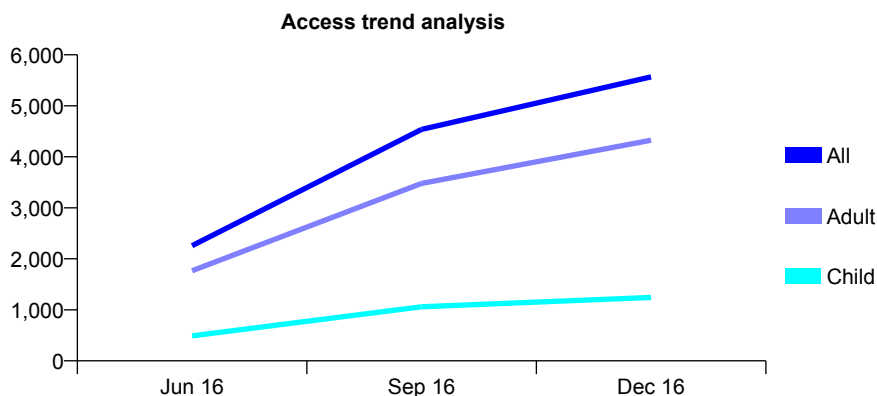
Q70 - Vital Signs At a Glance Contract Report for 185353/0001 - December 2016

Name or company name	Jonathan Mynors-Wallis, Jayne Mynors-Wa
Contract type name	GDS Contract
Purpose of contract	General
Contract start date	01/04/2016
Contract end date	

16/17 Contracted general activity (UDA)	20,348
Carry forward general activity (UDA)	0
16/17 Contracted orthodontic activity (UOA)	0
Carry forward orthodontic activity (UOA)	0
Baseline contract value	£590,642.25

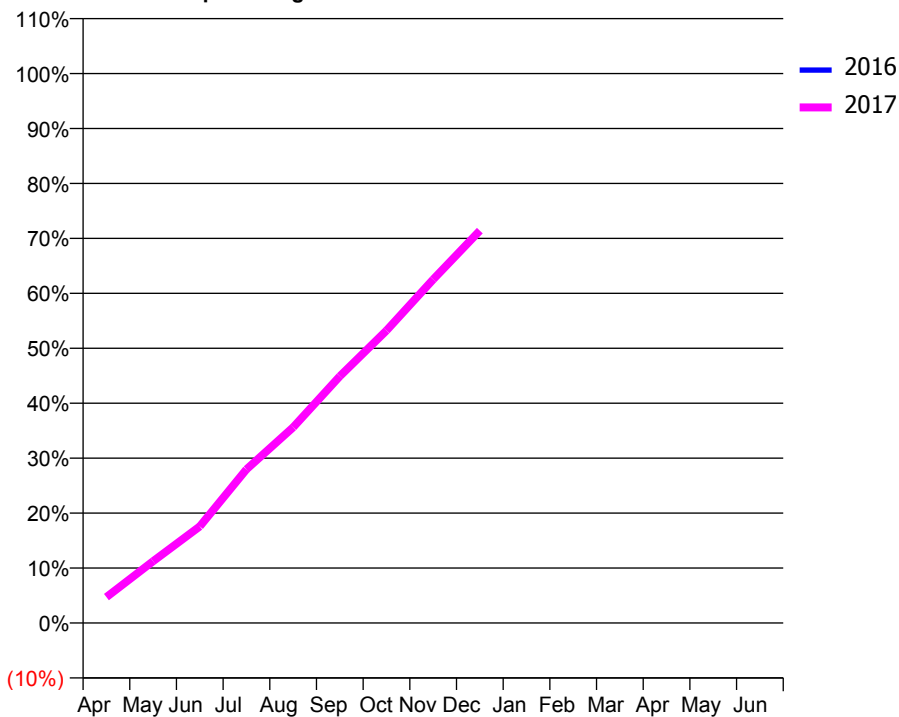
ACCESS*

Patients seen in 24 months	Total	Change since previous quarter
Quarter ending December 2015	0	
Quarter ending March 2016	0	
Quarter ending June 2016	2,257	↑
Quarter ending September 2016	4,537	↑
Quarter ending December 2016	5,568	↑
Variance since December 2015	N/A	



ACTIVITY

Cumulative percentage of contracted UDA delivered 2016 & 2017



Month	Adjusted Scheduled Activity (UDA)	
	2016	2017
April	0	961
May	0	2,289
June	0	3,579
July	0	5,688
August	0	7,246
September	0	9,138
October	0	10,834
November	0	12,722
December	0	14,529
January	0	
February	0	
March	0	
April	0	
May	0	
June	0	

QUALITY

	Quantity	Base Number	Contract	AT	Region	England
% of FP17s for the same patient ID Re-attending within 3 months - Children	76	1,654	4.6%	10.3%	11.9%	12.4%
% of FP17s for the same patient ID Re-attending within 3 months - Adults	751	6,280	12.0%	15.1%	16.5%	16.6%
% of FP17s for the same patient ID Re-attending between 3 & 9 months - Children	242	1,654	14.6%	60.7%	60.2%	57.5%
% of FP17s for the same patient ID Re-attending between 3 & 9 months - Adults	850	6,280	13.5%	52.7%	52.0%	50.4%
% of FP17s for Band 1 Urgent Courses	736	7,934	9.3%	9.5%	9.5%	9.1%
% of FP17s Relating to Free Repair or Replacements	121	7,934	1.5%	0.7%	0.7%	0.8%
% of FP17s Relating to Continuations	193	7,934	2.4%	1.3%	1.2%	1.3%
% of Patients satisfied with the dentistry they have received	11	11	100.0%	92.6%	92.9%	92.7%
% of Patients satisfied with the time they had to wait for an appointment	10	11	90.9%	88.0%	88.8%	88.8%

* This is based on patients treated on this contract for their most recent course of treatment. Figures in italics indicate the base number of FP17s or Patient Questionnaire responses are less than 100. N/A is shown where the base number of responses is less than 10 during the period. % is calculated as Quantity/Base number*100

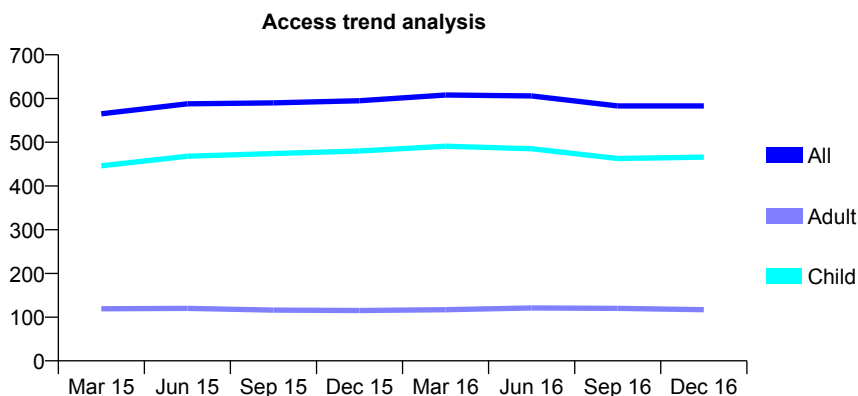
Q70 - Vital Signs At a Glance Contract Report for 185485/0001 - December 2016

Name or company name	Mr A M Setchell
Contract type name	GDS Contract
Purpose of contract	General
Contract start date	01/04/2012
Contract end date	

16/17 Contracted general activity (UDA)	1,000
Carry forward general activity (UDA)	29
16/17 Contracted orthodontic activity (UOA)	0
Carry forward orthodontic activity (UOA)	0
Baseline contract value	£23,450.88

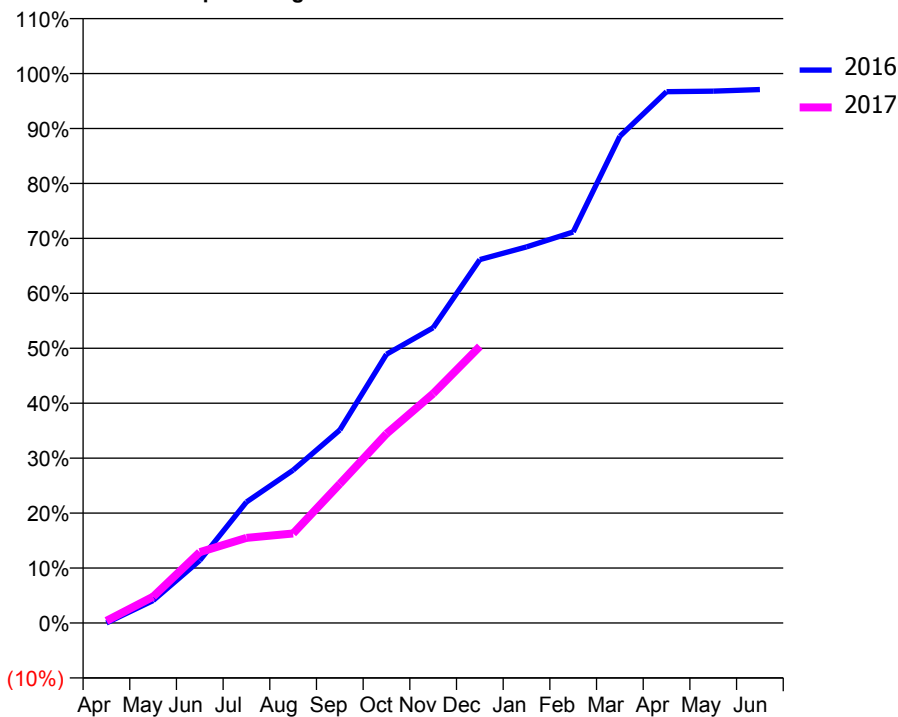
ACCESS*

Patients seen in 24 months	Total	Change since previous quarter
Quarter ending December 2015	595	
Quarter ending March 2016	608	↑
Quarter ending June 2016	606	→
Quarter ending September 2016	583	↓
Quarter ending December 2016	583	→
Variance since December 2015	(2.0%)	↓



ACTIVITY

Cumulative percentage of contracted UDA delivered 2016 & 2017



Month	Adjusted Scheduled Activity (UDA)	
	2016	2017
April	0	4
May	41	48
June	114	129
July	220	155
August	278	163
September	351	253
October	489	344
November	537	417
December	661	503
January	684	
February	712	
March	886	
April	967	
May	968	
June	971	

QUALITY

	Quantity	Base Number	Contract	AT	Region	England
% of FP17s for the same patient ID Re-attending within 3 months - Children	23	423	5.4%	10.3%	11.9%	12.4%
% of FP17s for the same patient ID Re-attending within 3 months - Adults	5	40	12.5%	15.1%	16.5%	16.6%
% of FP17s for the same patient ID Re-attending between 3 & 9 months - Children	189	423	44.7%	60.7%	60.2%	57.5%
% of FP17s for the same patient ID Re-attending between 3 & 9 months - Adults	18	40	45.0%	52.7%	52.0%	50.4%
% of FP17s for Band 1 Urgent Courses	2	405	0.5%	9.5%	9.5%	9.1%
% of FP17s Relating to Free Repair or Replacements	0	405	0.0%	0.7%	0.7%	0.8%
% of FP17s Relating to Continuations	3	405	0.7%	1.3%	1.2%	1.3%
% of Patients satisfied with the dentistry they have received	0	0	N/A	92.6%	92.9%	92.7%
% of Patients satisfied with the time they had to wait for an appointment	0	0	N/A	88.0%	88.8%	88.8%

* This is based on patients treated on this contract for their most recent course of treatment. Figures in italics indicate the base number of FP17s or Patient Questionnaire responses are less than 100. N/A is shown where the base number of responses is less than 10 during the period. % is calculated as Quantity/Base number*100

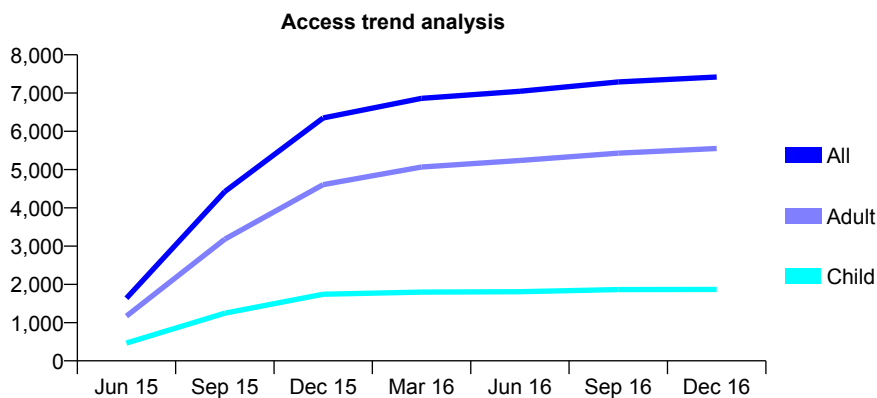
Q70 - Vital Signs At a Glance Contract Report for 185523/0001 - December 2016

Name or company name	Gull Coppice Dental Practice Partnership
Contract type name	GDS Contract
Purpose of contract	General
Contract start date	01/05/2015
Contract end date	

16/17 Contracted general activity (UDA)	25,800
Carry forward general activity (UDA)	61
16/17 Contracted orthodontic activity (UOA)	0
Carry forward orthodontic activity (UOA)	0
Baseline contract value	£667,846.33

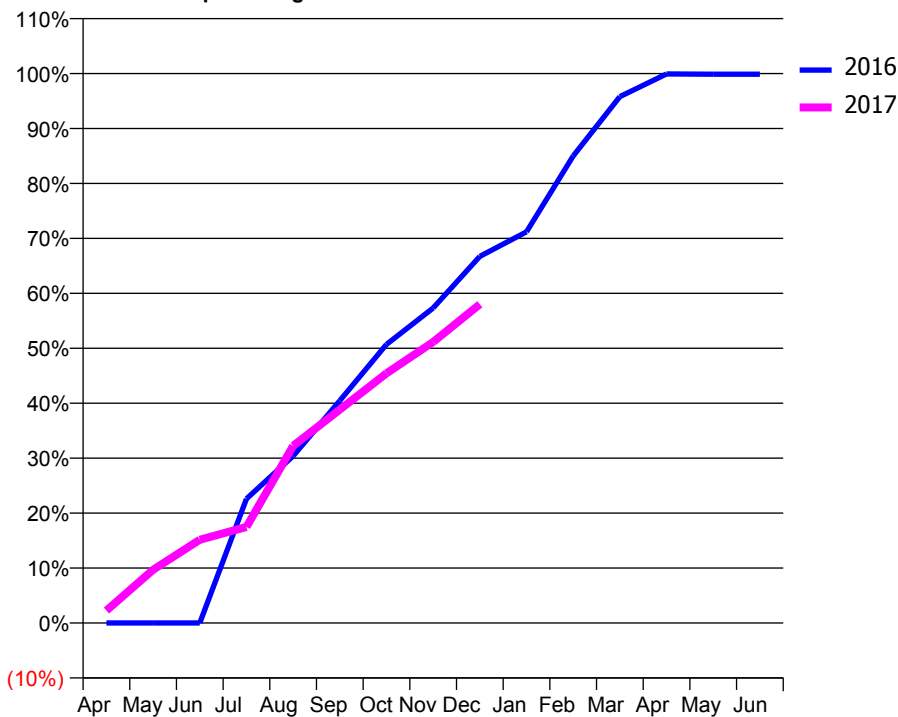
ACCESS*

Patients seen in 24 months	Total	Change since previous quarter
Quarter ending December 2015	6,348	
Quarter ending March 2016	6,863	↑
Quarter ending June 2016	7,048	↑
Quarter ending September 2016	7,291	↑
Quarter ending December 2016	7,420	→
Variance since December 2015	16.9%	↑



ACTIVITY

Cumulative percentage of contracted UDA delivered 2016 & 2017



Adjusted Scheduled Activity (UDA)

Month	2016	2017
April	0	588
May	0	2,500
June	0	3,909
July	5,346	4,512
August	7,191	8,320
September	9,568	10,020
October	11,990	11,724
November	13,557	13,196
December	15,781	14,967
January	16,838	
February	20,103	
March	22,653	
April	23,633	
May	23,617	
June	23,617	

QUALITY

	Quantity	Base Number	Contract	AT	Region	England
% of FP17s for the same patient ID Re-attending within 3 months - Children	112	2,069	5.4%	10.3%	11.9%	12.4%
% of FP17s for the same patient ID Re-attending within 3 months - Adults	758	6,262	12.1%	15.1%	16.5%	16.6%
% of FP17s for the same patient ID Re-attending between 3 & 9 months - Children	1,462	2,069	70.7%	60.7%	60.2%	57.5%
% of FP17s for the same patient ID Re-attending between 3 & 9 months - Adults	4,270	6,262	68.2%	52.7%	52.0%	50.4%
% of FP17s for Band 1 Urgent Courses	39	7,916	0.5%	9.5%	9.5%	9.1%
% of FP17s Relating to Free Repair or Replacements	90	7,916	1.1%	0.7%	0.7%	0.8%
% of FP17s Relating to Continuations	245	7,916	3.1%	1.3%	1.2%	1.3%
% of Patients satisfied with the dentistry they have received	9	9	N/A	92.6%	92.9%	92.7%
% of Patients satisfied with the time they had to wait for an appointment	8	9	N/A	88.0%	88.8%	88.8%

* This is based on patients treated on this contract for their most recent course of treatment. Figures in italics indicate the base number of FP17s or Patient Questionnaire responses are less than 100. N/A is shown where the base number of responses is less than 10 during the period. % is calculated as Quantity/Base number*100

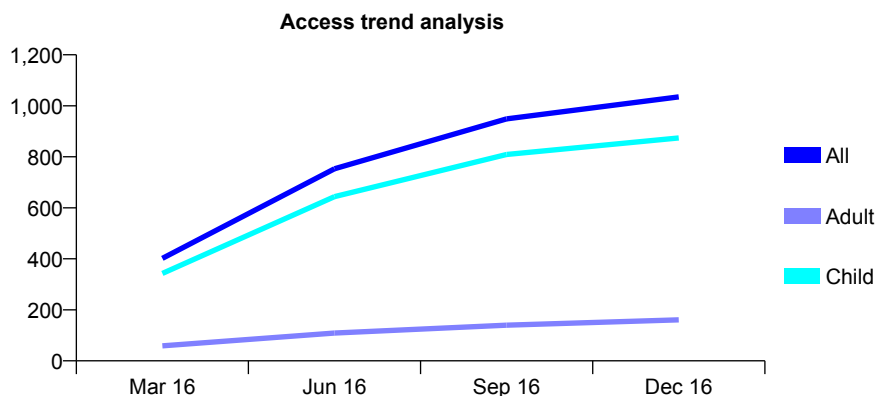
Q70 - Vital Signs At a Glance Contract Report for 186406/0001 - December 2016

Name or company name	Whites Dental Care
Contract type name	GDS Contract
Purpose of contract	General
Contract start date	04/01/2016
Contract end date	

16/17 Contracted general activity (UDA)	3,800
Carry forward general activity (UDA)	0
16/17 Contracted orthodontic activity (UOA)	0
Carry forward orthodontic activity (UOA)	0
Baseline contract value	£82,216.47

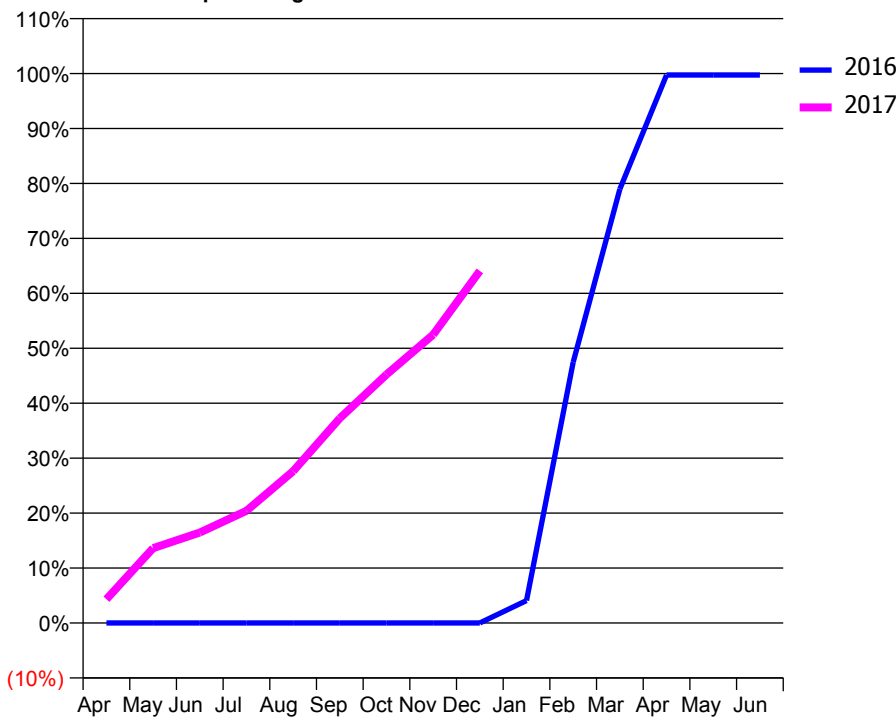
ACCESS*

Patients seen in 24 months	Total	Change since previous quarter
Quarter ending December 2015	0	
Quarter ending March 2016	402	
Quarter ending June 2016	753	↑
Quarter ending September 2016	949	↑
Quarter ending December 2016	1,035	↑
Variance since December 2015	N/A	



ACTIVITY

Cumulative percentage of contracted UDA delivered 2016 & 2017



Month	Adjusted Scheduled Activity (UDA)	
	2016	2017
April	0	165
May	0	517
June	0	626
July	0	776
August	0	1,049
September	0	1,416
October	0	1,718
November	0	1,994
December	0	2,435
January	37	
February	429	
March	713	
April	901	
May	901	
June	901	

QUALITY

	Quantity	Base Number	Contract	AT	Region	England
% of FP17s for the same patient ID Re-attending within 3 months - Children	82	1,228	6.7%	10.3%	11.9%	12.4%
% of FP17s for the same patient ID Re-attending within 3 months - Adults	33	185	17.8%	15.1%	16.5%	16.6%
% of FP17s for the same patient ID Re-attending between 3 & 9 months - Children	474	1,228	38.6%	60.7%	60.2%	57.5%
% of FP17s for the same patient ID Re-attending between 3 & 9 months - Adults	69	185	37.3%	52.7%	52.0%	50.4%
% of FP17s for Band 1 Urgent Courses	54	1,319	4.1%	9.5%	9.5%	9.1%
% of FP17s Relating to Free Repair or Replacements	0	1,319	0.0%	0.7%	0.7%	0.8%
% of FP17s Relating to Continuations	0	1,319	0.0%	1.3%	1.2%	1.3%
% of Patients satisfied with the dentistry they have received	0	0	N/A	92.6%	92.9%	92.7%
% of Patients satisfied with the time they had to wait for an appointment	0	0	N/A	88.0%	88.8%	88.8%

* This is based on patients treated on this contract for their most recent course of treatment. Figures in italics indicate the base number of FP17s or Patient Questionnaire responses are less than 100. N/A is shown where the base number of responses is less than 10 during the period. % is calculated as Quantity/Base number*100

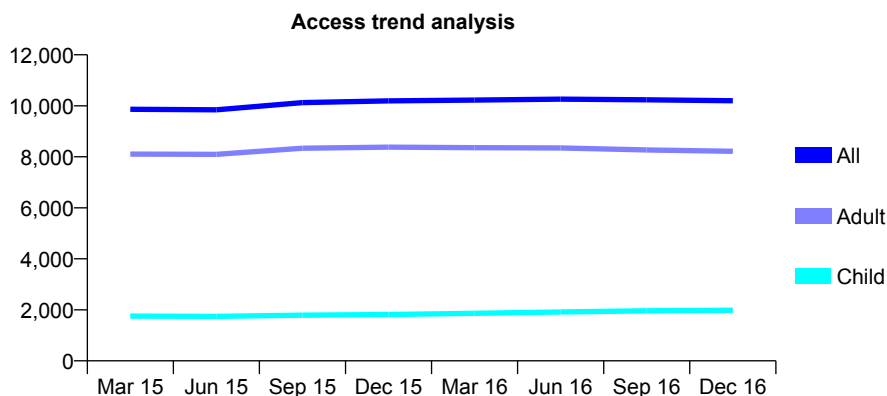
Q70 - Vital Signs At a Glance Contract Report for 186511/0001 - December 2016

Name or company name	Iosis Clinic Ltd
Contract type name	GDS Contract
Purpose of contract	General
Contract start date	06/09/2010
Contract end date	

16/17 Contracted general activity (UDA)	26,613
Carry forward general activity (UDA)	0
16/17 Contracted orthodontic activity (UOA)	0
Carry forward orthodontic activity (UOA)	0
Baseline contract value	£1,554,654.76

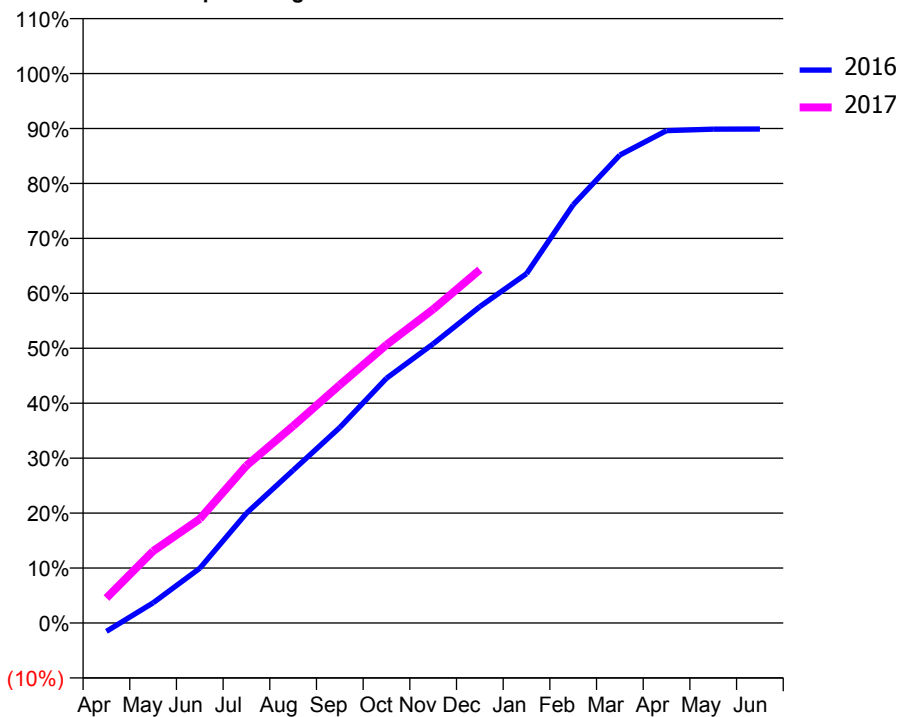
ACCESS*

Patients seen in 24 months	Total	Change since previous quarter
Quarter ending December 2015	10,195	
Quarter ending March 2016	10,225	→
Quarter ending June 2016	10,262	→
Quarter ending September 2016	10,234	→
Quarter ending December 2016	10,199	→
Variance since December 2015	0.0%	→



ACTIVITY

Cumulative percentage of contracted UDA delivered 2016 & 2017



Month	Adjusted Scheduled Activity (UDA)	
	2016	2017
April	-411	1,210
May	976	3,484
June	2,649	5,040
July	5,315	7,624
August	7,395	9,544
September	9,471	11,532
October	11,851	13,476
November	13,518	15,193
December	15,320	17,113
January	16,915	
February	20,259	
March	22,664	
April	23,848	
May	23,919	
June	23,925	

QUALITY

	Quantity	Base Number	Contract	AT	Region	England
% of FP17s for the same patient ID Re-attending within 3 months - Children	141	2,126	6.6%	10.3%	11.9%	12.4%
% of FP17s for the same patient ID Re-attending within 3 months - Adults	1,176	7,536	15.6%	15.1%	16.5%	16.6%
% of FP17s for the same patient ID Re-attending between 3 & 9 months - Children	1,138	2,126	53.5%	60.7%	60.2%	57.5%
% of FP17s for the same patient ID Re-attending between 3 & 9 months - Adults	3,193	7,536	42.4%	52.7%	52.0%	50.4%
% of FP17s for Band 1 Urgent Courses	1,992	9,114	21.9%	9.5%	9.5%	9.1%
% of FP17s Relating to Free Repair or Replacements	42	9,114	0.5%	0.7%	0.7%	0.8%
% of FP17s Relating to Continuations	96	9,114	1.1%	1.3%	1.2%	1.3%
% of Patients satisfied with the dentistry they have received	17	17	100.0%	92.6%	92.9%	92.7%
% of Patients satisfied with the time they had to wait for an appointment	15	17	88.2%	88.0%	88.8%	88.8%

* This is based on patients treated on this contract for their most recent course of treatment. Figures in italics indicate the base number of FP17s or Patient Questionnaire responses are less than 100. N/A is shown where the base number of responses is less than 10 during the period. % is calculated as Quantity/Base number*100

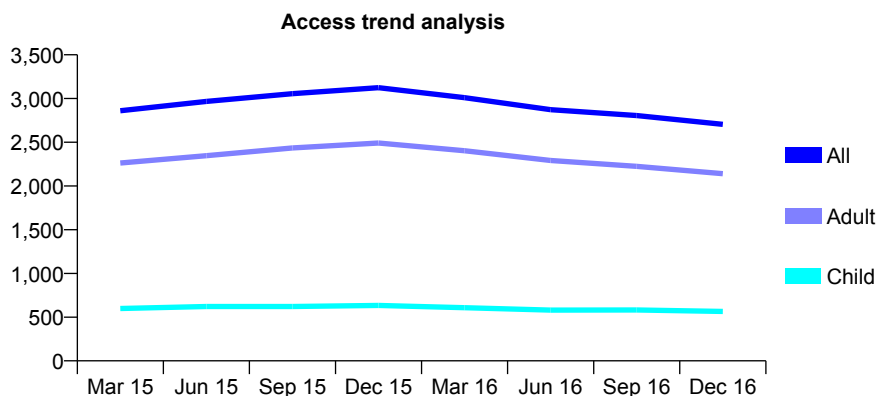
Q70 - Vital Signs At a Glance Contract Report for 187291/0001 - December 2016

Name or company name	Karami & Motamedi
Contract type name	GDS Contract
Purpose of contract	General
Contract start date	01/02/2014
Contract end date	

16/17 Contracted general activity (UDA)	7,262
Carry forward general activity (UDA)	93
16/17 Contracted orthodontic activity (UOA)	0
Carry forward orthodontic activity (UOA)	0
Baseline contract value	£161,266.38

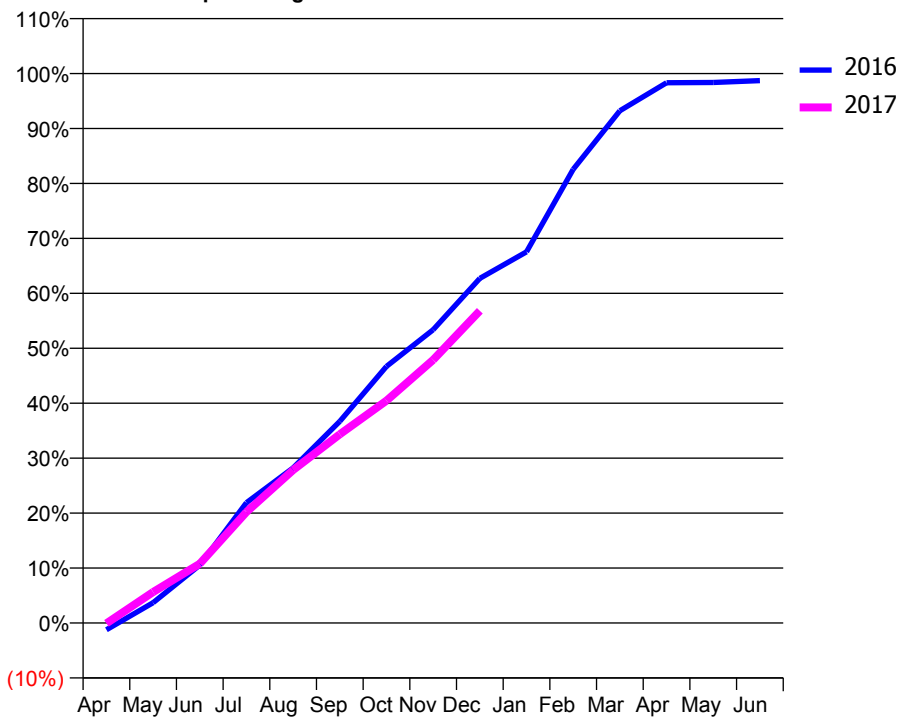
ACCESS*

Patients seen in 24 months	Total	Change since previous quarter
Quarter ending December 2015	3,124	
Quarter ending March 2016	3,010	↓
Quarter ending June 2016	2,872	↓
Quarter ending September 2016	2,806	↓
Quarter ending December 2016	2,705	↓
Variance since December 2015	(13.4%)	↓



ACTIVITY

Cumulative percentage of contracted UDA delivered 2016 & 2017



Month	Adjusted Scheduled Activity (UDA)	
	2016	2017
April	-90	-6
May	269	410
June	765	783
July	1,591	1,467
August	2,050	2,022
September	2,666	2,494
October	3,391	2,938
November	3,876	3,478
December	4,555	4,127
January	4,905	
February	5,997	
March	6,770	
April	7,140	
May	7,144	
June	7,169	

QUALITY

	Quantity	Base Number	Contract	AT	Region	England
% of FP17s for the same patient ID Re-attending within 3 months - Children	23	512	4.5%	10.3%	11.9%	12.4%
% of FP17s for the same patient ID Re-attending within 3 months - Adults	194	1,919	10.1%	15.1%	16.5%	16.6%
% of FP17s for the same patient ID Re-attending between 3 & 9 months - Children	228	512	44.5%	60.7%	60.2%	57.5%
% of FP17s for the same patient ID Re-attending between 3 & 9 months - Adults	999	1,919	52.1%	52.7%	52.0%	50.4%
% of FP17s for Band 1 Urgent Courses	223	2,271	9.8%	9.5%	9.5%	9.1%
% of FP17s Relating to Free Repair or Replacements	1	2,271	0.0%	0.7%	0.7%	0.8%
% of FP17s Relating to Continuations	11	2,271	0.5%	1.3%	1.2%	1.3%
% of Patients satisfied with the dentistry they have received	28	30	93.3%	92.6%	92.9%	92.7%
% of Patients satisfied with the time they had to wait for an appointment	27	30	90.0%	88.0%	88.8%	88.8%

* This is based on patients treated on this contract for their most recent course of treatment. Figures in italics indicate the base number of FP17s or Patient Questionnaire responses are less than 100. N/A is shown where the base number of responses is less than 10 during the period. % is calculated as Quantity/Base number*100

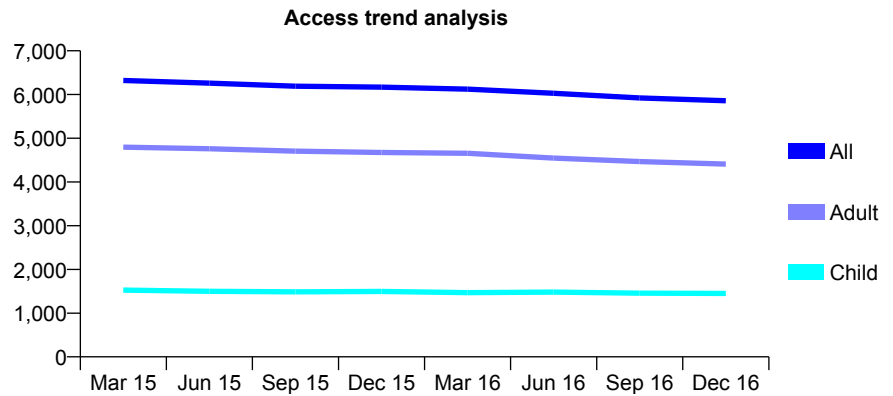
Q70 - Vital Signs At a Glance Contract Report for 187453/0001 - December 2016

Name or company name	Chalet Hill Dental Centre
Contract type name	GDS Contract
Purpose of contract	General
Contract start date	01/01/2013
Contract end date	

16/17 Contracted general activity (UDA)	20,000
Carry forward general activity (UDA)	0
16/17 Contracted orthodontic activity (UOA)	0
Carry forward orthodontic activity (UOA)	0
Baseline contract value	£477,258.22

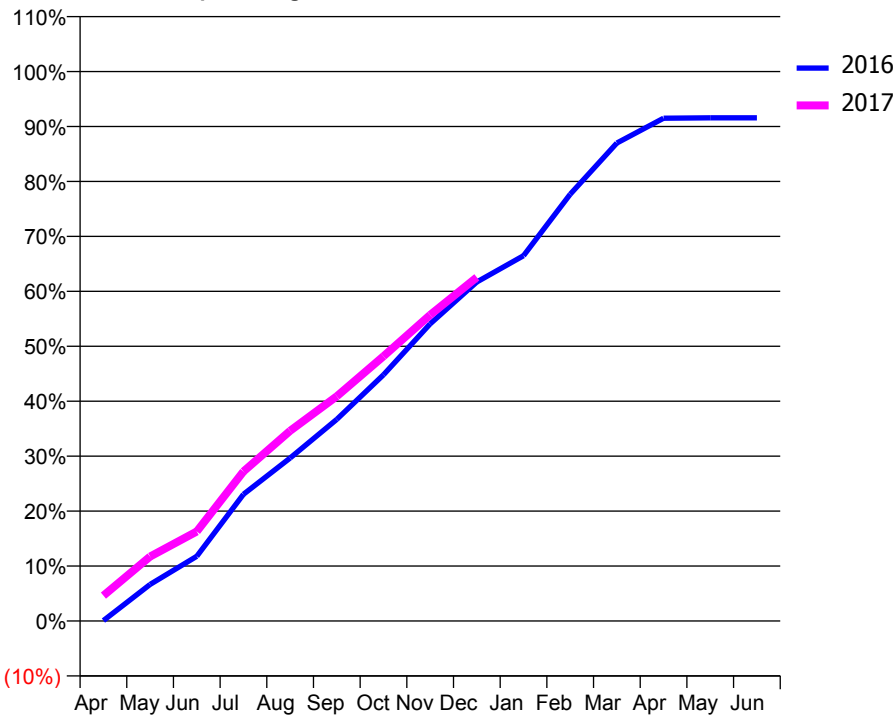
ACCESS*

Patients seen in 24 months	Total	Change since previous quarter
Quarter ending December 2015	6,170	
Quarter ending March 2016	6,124	→
Quarter ending June 2016	6,028	↓
Quarter ending September 2016	5,923	↓
Quarter ending December 2016	5,859	↓
Variance since December 2015	(5.0%)	↓



ACTIVITY

Cumulative percentage of contracted UDA delivered 2016 & 2017



Month	Adjusted Scheduled Activity (UDA)	
	2016	2017
April	18	924
May	1,331	2,347
June	2,355	3,258
July	4,611	5,443
August	5,933	6,924
September	7,341	8,180
October	8,964	9,637
November	10,816	11,142
December	12,339	12,511
January	13,295	
February	15,532	
March	17,398	
April	18,298	
May	18,313	
June	18,316	

QUALITY

	Quantity	Base Number	Contract	AT	Region	England
% of FP17s for the same patient ID Re-attending within 3 months - Children	194	1,637	11.9%	10.3%	11.9%	12.4%
% of FP17s for the same patient ID Re-attending within 3 months - Adults	689	4,519	15.2%	15.1%	16.5%	16.6%
% of FP17s for the same patient ID Re-attending between 3 & 9 months - Children	916	1,637	56.0%	60.7%	60.2%	57.5%
% of FP17s for the same patient ID Re-attending between 3 & 9 months - Adults	2,520	4,519	55.8%	52.7%	52.0%	50.4%
% of FP17s for Band 1 Urgent Courses	410	5,766	7.1%	9.5%	9.5%	9.1%
% of FP17s Relating to Free Repair or Replacements	56	5,766	1.0%	0.7%	0.7%	0.8%
% of FP17s Relating to Continuations	58	5,766	1.0%	1.3%	1.2%	1.3%
% of Patients satisfied with the dentistry they have received	12	12	100.0%	92.6%	92.9%	92.7%
% of Patients satisfied with the time they had to wait for an appointment	11	12	91.7%	88.0%	88.8%	88.8%

* This is based on patients treated on this contract for their most recent course of treatment. Figures in italics indicate the base number of FP17s or Patient Questionnaire responses are less than 100. N/A is shown where the base number of responses is less than 10 during the period. % is calculated as Quantity/Base number*100

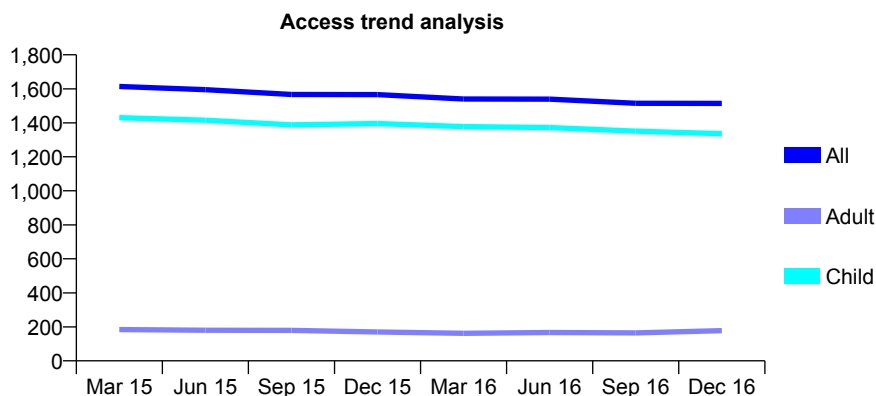
Q70 - Vital Signs At a Glance Contract Report for 188492/0001 - December 2016

Name or company name	Guinea Court Dental Partnership
Contract type name	GDS Contract
Purpose of contract	General and Orthodontic
Contract start date	01/04/2011
Contract end date	

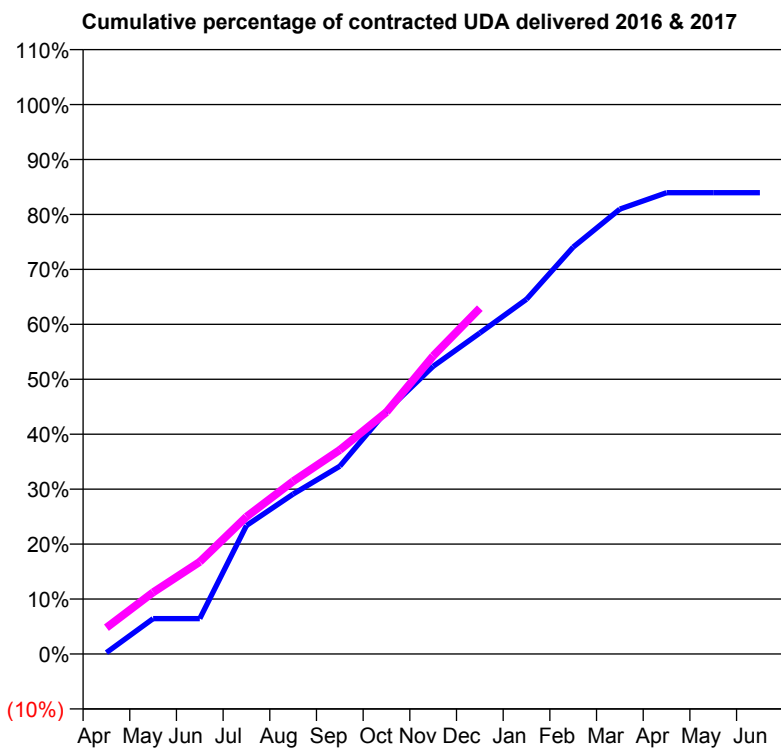
16/17 Contracted general activity (UDA)	3,500
Carry forward general activity (UDA)	0
16/17 Contracted orthodontic activity (UOA)	249
Carry forward orthodontic activity (UOA)	1
Baseline contract value	£101,033.82

ACCESS*

Patients seen in 24 months	Total	Change since previous quarter
Quarter ending December 2015	1,566	
Quarter ending March 2016	1,540	↓
Quarter ending June 2016	1,539	→
Quarter ending September 2016	1,515	↓
Quarter ending December 2016	1,514	→
Variance since December 2015	(3.3%)	↓



ACTIVITY



Month	Adjusted Scheduled Activity (UDA)	
	2016	2017
April	9	168
May	225	392
June	225	588
July	818	874
August	1,018	1,100
September	1,196	1,300
October	1,547	1,541
November	1,832	1,899
December	2,045	2,202
January	2,260	
February	2,592	
March	2,834	
April	2,939	
May	2,939	
June	2,939	

QUALITY

	Quantity	Base Number	Contract	AT	Region	England
% of FP17s for the same patient ID Re-attending within 3 months - Children	190	1,808	10.5%	10.3%	11.9%	12.4%
% of FP17s for the same patient ID Re-attending within 3 months - Adults	0	1	0.0%	15.1%	16.5%	16.6%
% of FP17s for the same patient ID Re-attending between 3 & 9 months - Children	1,226	1,808	67.8%	60.7%	60.2%	57.5%
% of FP17s for the same patient ID Re-attending between 3 & 9 months - Adults	0	1	0.0%	52.7%	52.0%	50.4%
% of FP17s for Band 1 Urgent Courses	72	1,696	4.2%	9.5%	9.5%	9.1%
% of FP17s Relating to Free Repair or Replacements	0	1,696	0.0%	0.7%	0.7%	0.8%
% of FP17s Relating to Continuations	0	1,696	0.0%	1.3%	1.2%	1.3%
% of Patients satisfied with the dentistry they have received	1	1	N/A	92.6%	92.9%	92.7%
% of Patients satisfied with the time they had to wait for an appointment	1	1	N/A	88.0%	88.8%	88.8%

* This is based on patients treated on this contract for their most recent course of treatment. Figures in italics indicate the base number of FP17s or Patient Questionnaire responses are less than 100. N/A is shown where the base number of responses is less than 10 during the period. % is calculated as Quantity/Base number*100

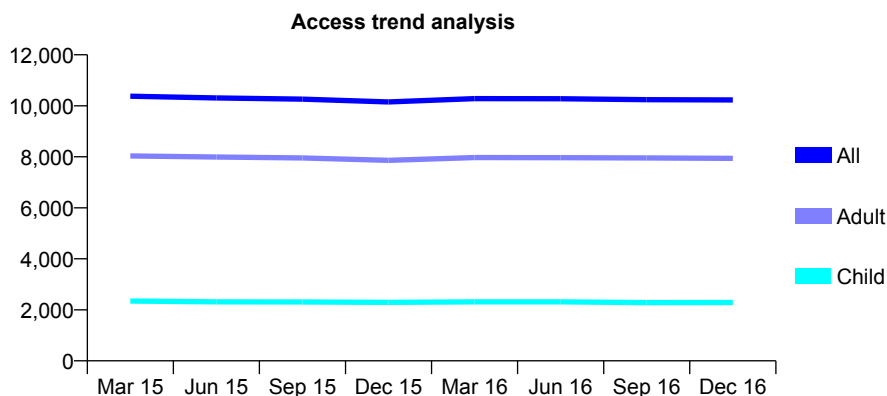
Q70 - Vital Signs At a Glance Contract Report for 188530/0001 - December 2016

Name or company name	Dr Elaine Weaver
Contract type name	GDS Contract
Purpose of contract	General
Contract start date	01/04/2009
Contract end date	

16/17 Contracted general activity (UDA)	26,437
Carry forward general activity (UDA)	0
16/17 Contracted orthodontic activity (UOA)	0
Carry forward orthodontic activity (UOA)	0
Baseline contract value	£822,858.52

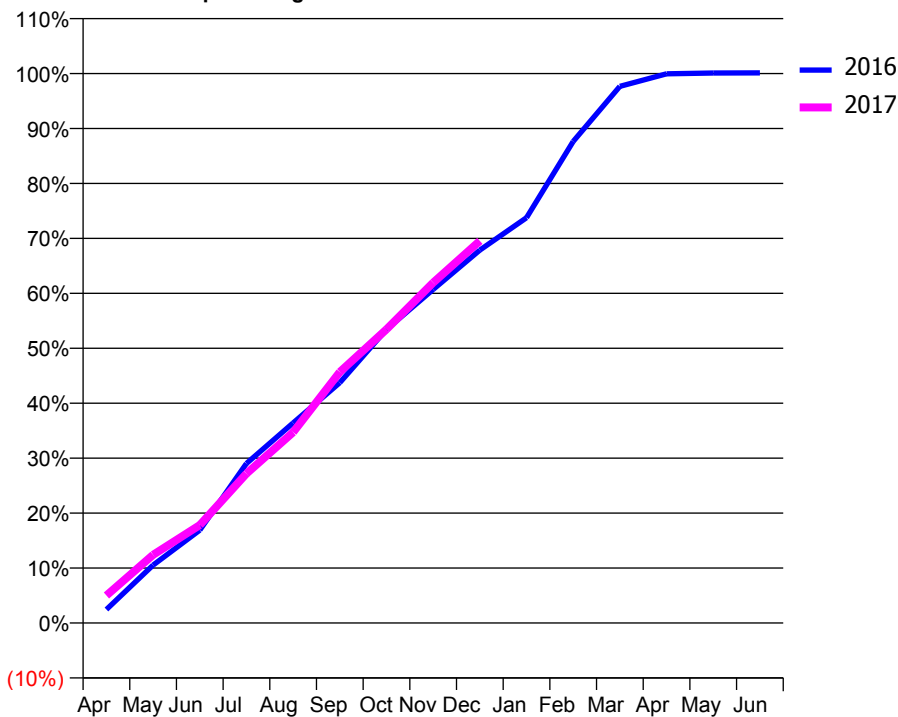
ACCESS*

Patients seen in 24 months	Total	Change since previous quarter
Quarter ending December 2015	10,152	
Quarter ending March 2016	10,284	→
Quarter ending June 2016	10,277	→
Quarter ending September 2016	10,238	→
Quarter ending December 2016	10,230	→
Variance since December 2015	0.8%	→



ACTIVITY

Cumulative percentage of contracted UDA delivered 2016 & 2017



Month	Adjusted Scheduled Activity (UDA)	
	2016	2017
April	648	1,327
May	2,790	3,282
June	4,471	4,713
July	7,678	7,188
August	9,629	9,176
September	11,563	12,080
October	14,122	14,129
November	16,046	16,373
December	17,940	18,383
January	19,502	
February	23,173	
March	25,822	
April	26,423	
May	26,463	
June	26,466	

QUALITY

	Quantity	Base Number	Contract	AT	Region	England
% of FP17s for the same patient ID Re-attending within 3 months - Children	226	2,449	9.2%	10.3%	11.9%	12.4%
% of FP17s for the same patient ID Re-attending within 3 months - Adults	1,302	7,975	16.3%	15.1%	16.5%	16.6%
% of FP17s for the same patient ID Re-attending between 3 & 9 months - Children	1,425	2,449	58.2%	60.7%	60.2%	57.5%
% of FP17s for the same patient ID Re-attending between 3 & 9 months - Adults	3,728	7,975	46.7%	52.7%	52.0%	50.4%
% of FP17s for Band 1 Urgent Courses	876	10,060	8.7%	9.5%	9.5%	9.1%
% of FP17s Relating to Free Repair or Replacements	133	10,060	1.3%	0.7%	0.7%	0.8%
% of FP17s Relating to Continuations	195	10,060	1.9%	1.3%	1.2%	1.3%
% of Patients satisfied with the dentistry they have received	14	15	93.3%	92.6%	92.9%	92.7%
% of Patients satisfied with the time they had to wait for an appointment	13	15	86.7%	88.0%	88.8%	88.8%

* This is based on patients treated on this contract for their most recent course of treatment. Figures in italics indicate the base number of FP17s or Patient Questionnaire responses are less than 100. N/A is shown where the base number of responses is less than 10 during the period. % is calculated as Quantity/Base number*100

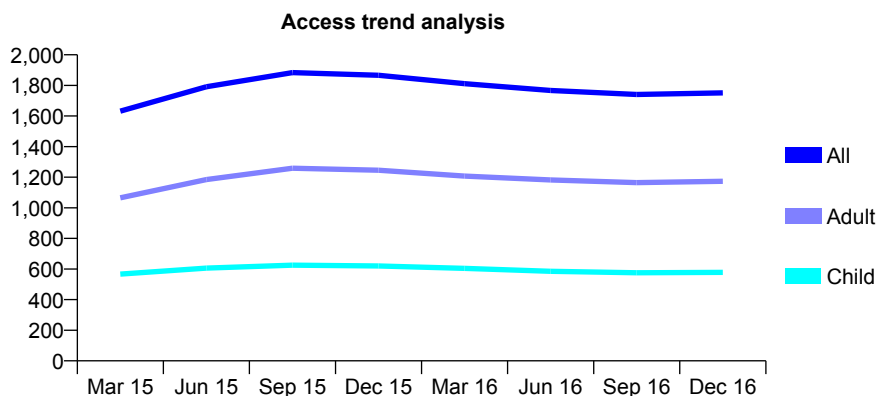
Q70 - Vital Signs At a Glance Contract Report for 190195/0006 - December 2016

Name or company name	Xeon Smiles UK Ltd
Contract type name	GDS Contract
Purpose of contract	General and Orthodontic
Contract start date	09/06/2008
Contract end date	

16/17 Contracted general activity (UDA)	4,501
Carry forward general activity (UDA)	0
16/17 Contracted orthodontic activity (UOA)	240
Carry forward orthodontic activity (UOA)	0
Baseline contract value	£118,346.43

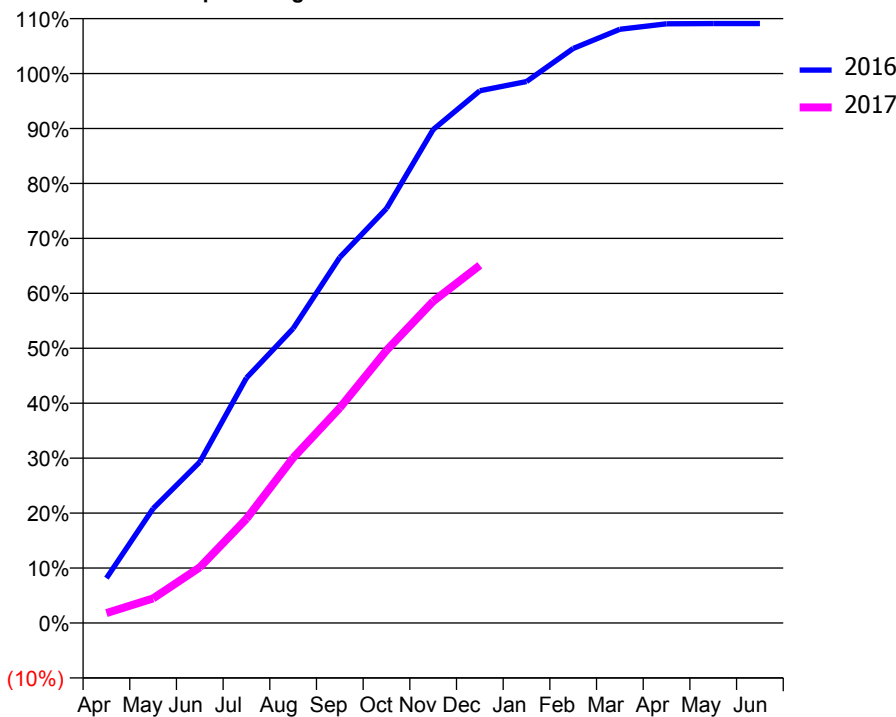
ACCESS*

Patients seen in 24 months	Total	Change since previous quarter
Quarter ending December 2015	1,866	
Quarter ending March 2016	1,811	↓
Quarter ending June 2016	1,767	↓
Quarter ending September 2016	1,741	↓
Quarter ending December 2016	1,751	→
Variance since December 2015	(6.2%)	↓



ACTIVITY

Cumulative percentage of contracted UDA delivered 2016 & 2017



Month	Adjusted Scheduled Activity (UDA)	
	2016	2017
April	368	81
May	938	201
June	1,319	456
July	2,008	854
August	2,412	1,353
September	2,996	1,762
October	3,396	2,234
November	4,042	2,635
December	4,360	2,930
January	4,435	
February	4,706	
March	4,863	
April	4,908	
May	4,910	
June	4,910	

QUALITY

	Quantity	Base Number	Contract	AT	Region	England
% of FP17s for the same patient ID Re-attending within 3 months - Children	37	601	6.2%	10.3%	11.9%	12.4%
% of FP17s for the same patient ID Re-attending within 3 months - Adults	129	1,053	12.3%	15.1%	16.5%	16.6%
% of FP17s for the same patient ID Re-attending between 3 & 9 months - Children	283	601	47.1%	60.7%	60.2%	57.5%
% of FP17s for the same patient ID Re-attending between 3 & 9 months - Adults	341	1,053	32.4%	52.7%	52.0%	50.4%
% of FP17s for Band 1 Urgent Courses	141	1,609	8.8%	9.5%	9.5%	9.1%
% of FP17s Relating to Free Repair or Replacements	10	1,609	0.6%	0.7%	0.7%	0.8%
% of FP17s Relating to Continuations	7	1,609	0.4%	1.3%	1.2%	1.3%
% of Patients satisfied with the dentistry they have received	3	3	N/A	92.6%	92.9%	92.7%
% of Patients satisfied with the time they had to wait for an appointment	3	3	N/A	88.0%	88.8%	88.8%

* This is based on patients treated on this contract for their most recent course of treatment. Figures in italics indicate the base number of FP17s or Patient Questionnaire responses are less than 100. N/A is shown where the base number of responses is less than 10 during the period. % is calculated as Quantity/Base number*100

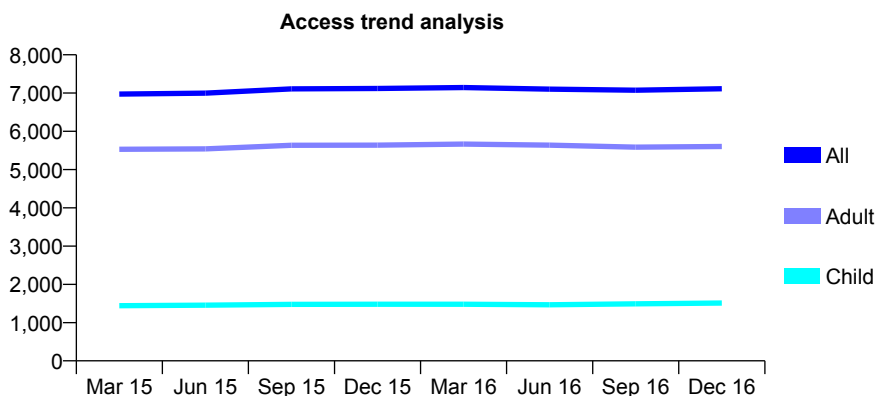
Q70 - Vital Signs At a Glance Contract Report for 190233/0001 - December 2016

Name or company name	Dentalcare Limited
Contract type name	GDS Contract
Purpose of contract	General
Contract start date	13/12/2010
Contract end date	

16/17 Contracted general activity (UDA)	19,865
Carry forward general activity (UDA)	0
16/17 Contracted orthodontic activity (UOA)	0
Carry forward orthodontic activity (UOA)	0
Baseline contract value	£479,236.66

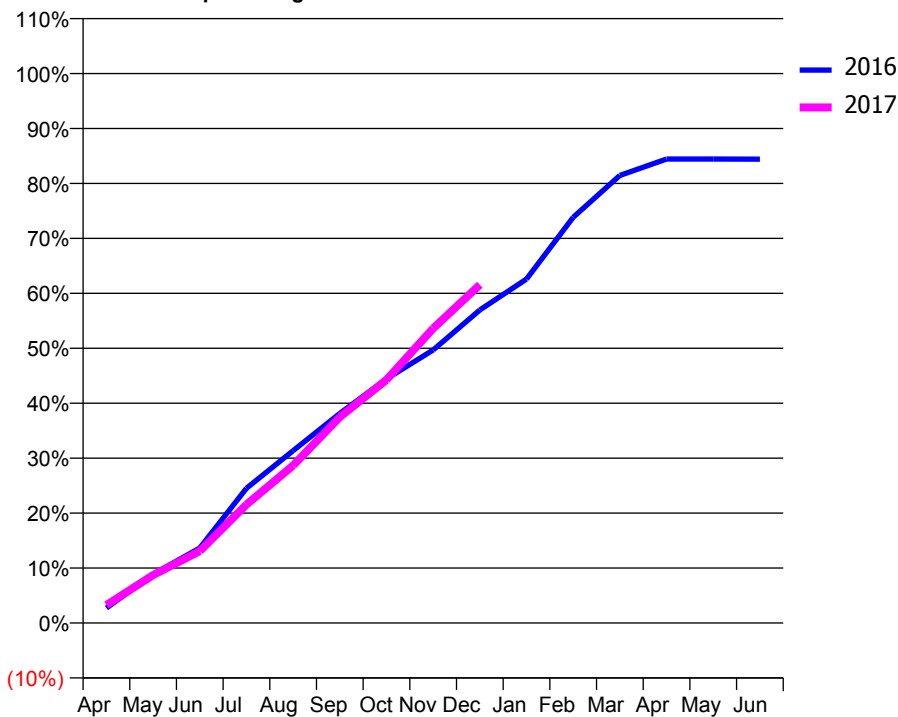
ACCESS*

Patients seen in 24 months	Total	Change since previous quarter
Quarter ending December 2015	7,119	
Quarter ending March 2016	7,144	→
Quarter ending June 2016	7,103	→
Quarter ending September 2016	7,076	→
Quarter ending December 2016	7,114	→
Variance since December 2015	(0.1%)	→



ACTIVITY

Cumulative percentage of contracted UDA delivered 2016 & 2017



Month	Adjusted Scheduled Activity (UDA)	
	2016	2017
April	540	647
May	1,767	1,734
June	2,713	2,602
July	4,873	4,285
August	6,232	5,697
September	7,575	7,445
October	8,825	8,790
November	9,872	10,649
December	11,317	12,226
January	12,435	
February	14,669	
March	16,181	
April	16,775	
May	16,772	
June	16,769	

QUALITY

	Quantity	Base Number	Contract	AT	Region	England
% of FP17s for the same patient ID Re-attending within 3 months - Children	71	1,630	4.4%	10.3%	11.9%	12.4%
% of FP17s for the same patient ID Re-attending within 3 months - Adults	603	5,164	11.7%	15.1%	16.5%	16.6%
% of FP17s for the same patient ID Re-attending between 3 & 9 months - Children	1,026	1,630	62.9%	60.7%	60.2%	57.5%
% of FP17s for the same patient ID Re-attending between 3 & 9 months - Adults	2,802	5,164	54.3%	52.7%	52.0%	50.4%
% of FP17s for Band 1 Urgent Courses	578	6,467	8.9%	9.5%	9.5%	9.1%
% of FP17s Relating to Free Repair or Replacements	18	6,467	0.3%	0.7%	0.7%	0.8%
% of FP17s Relating to Continuations	1	6,467	0.0%	1.3%	1.2%	1.3%
% of Patients satisfied with the dentistry they have received	7	7	N/A	92.6%	92.9%	92.7%
% of Patients satisfied with the time they had to wait for an appointment	6	7	N/A	88.0%	88.8%	88.8%

* This is based on patients treated on this contract for their most recent course of treatment. Figures in italics indicate the base number of FP17s or Patient Questionnaire responses are less than 100. N/A is shown where the base number of responses is less than 10 during the period. % is calculated as Quantity/Base number*100

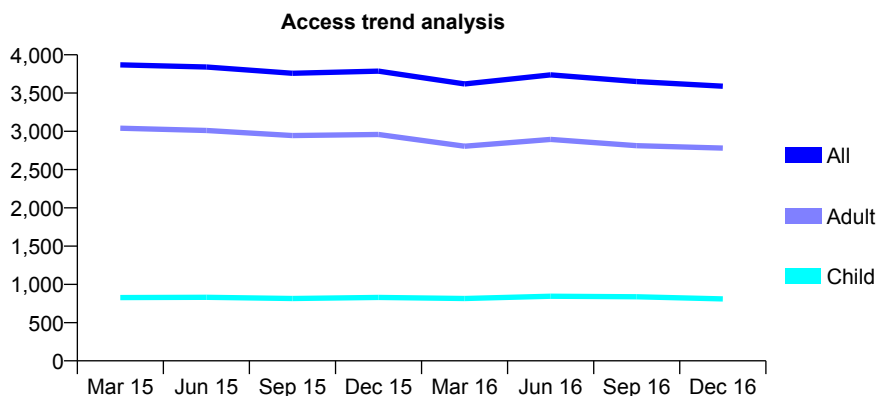
Q70 - Vital Signs At a Glance Contract Report for 190543/0001 - December 2016

Name or company name	University of Portsmouth Services Limited
Contract type name	PDS Plus Contract
Purpose of contract	General
Contract start date	01/09/2010
Contract end date	31/08/2017

16/17 Contracted general activity (UDA)	10,800
Carry forward general activity (UDA)	0
16/17 Contracted orthodontic activity (UOA)	0
Carry forward orthodontic activity (UOA)	0
Baseline contract value	£0.00

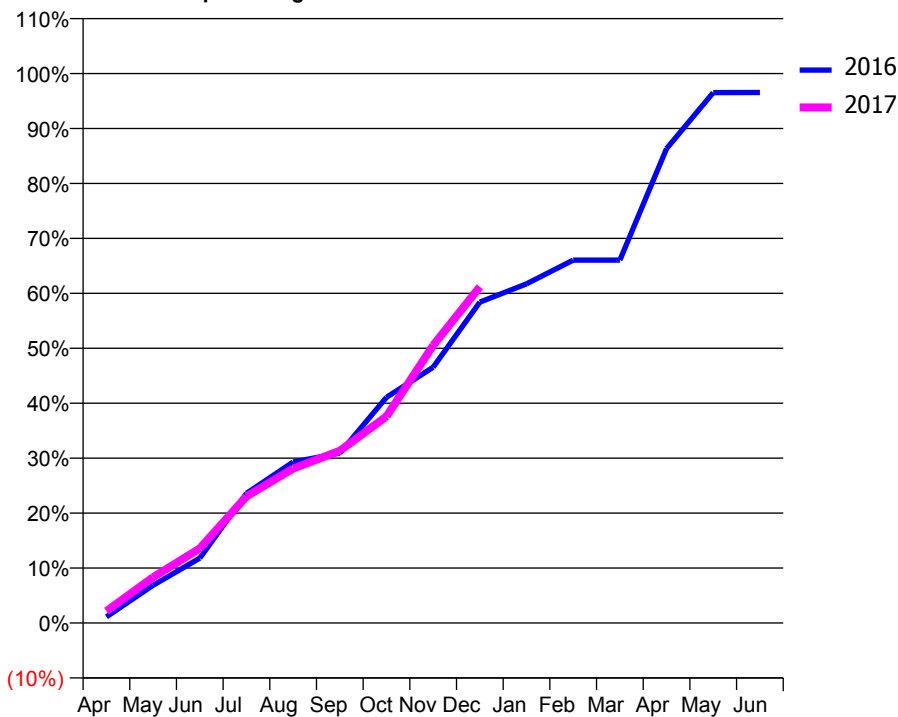
ACCESS*

Patients seen in 24 months	Total	Change since previous quarter
Quarter ending December 2015	3,787	
Quarter ending March 2016	3,619	↓
Quarter ending June 2016	3,738	↑
Quarter ending September 2016	3,651	↓
Quarter ending December 2016	3,590	↓
Variance since December 2015	(5.2%)	↓



ACTIVITY

Cumulative percentage of contracted UDA delivered 2016 & 2017



Month	Adjusted Scheduled Activity (UDA)	
	2016	2017
April	119	234
May	721	901
June	1,235	1,466
July	2,471	2,489
August	3,066	3,037
September	3,237	3,386
October	4,298	4,062
November	4,873	5,457
December	6,112	6,609
January	6,459	
February	6,911	
March	6,911	
April	9,034	
May	10,101	
June	10,106	

QUALITY

	Quantity	Base Number	Contract	AT	Region	England
% of FP17s for the same patient ID Re-attending within 3 months - Children	82	836	9.8%	10.3%	11.9%	12.4%
% of FP17s for the same patient ID Re-attending within 3 months - Adults	632	2,957	21.4%	15.1%	16.5%	16.6%
% of FP17s for the same patient ID Re-attending between 3 & 9 months - Children	274	836	32.8%	60.7%	60.2%	57.5%
% of FP17s for the same patient ID Re-attending between 3 & 9 months - Adults	995	2,957	33.6%	52.7%	52.0%	50.4%
% of FP17s for Band 1 Urgent Courses	704	2,620	26.9%	9.5%	9.5%	9.1%
% of FP17s Relating to Free Repair or Replacements	0	2,620	0.0%	0.7%	0.7%	0.8%
% of FP17s Relating to Continuations	37	2,620	1.4%	1.3%	1.2%	1.3%
% of Patients satisfied with the dentistry they have received	9	10	90.0%	92.6%	92.9%	92.7%
% of Patients satisfied with the time they had to wait for an appointment	7	10	70.0%	88.0%	88.8%	88.8%

* This is based on patients treated on this contract for their most recent course of treatment. Figures in italics indicate the base number of FP17s or Patient Questionnaire responses are less than 100. N/A is shown where the base number of responses is less than 10 during the period. % is calculated as Quantity/Base number*100

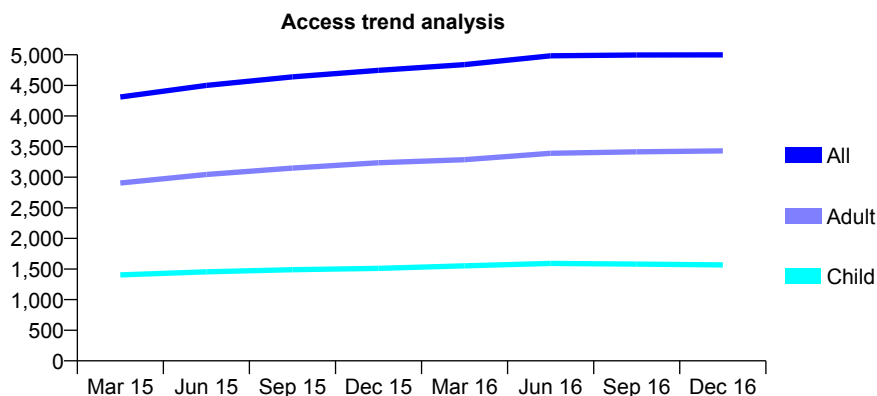
Q70 - Vital Signs At a Glance Contract Report for 190985/0001 - December 2016

Name or company name	Miss P Kotecha
Contract type name	GDS Contract
Purpose of contract	General
Contract start date	01/12/2013
Contract end date	

16/17 Contracted general activity (UDA)	12,555
Carry forward general activity (UDA)	0
16/17 Contracted orthodontic activity (UOA)	0
Carry forward orthodontic activity (UOA)	0
Baseline contract value	£329,652.44

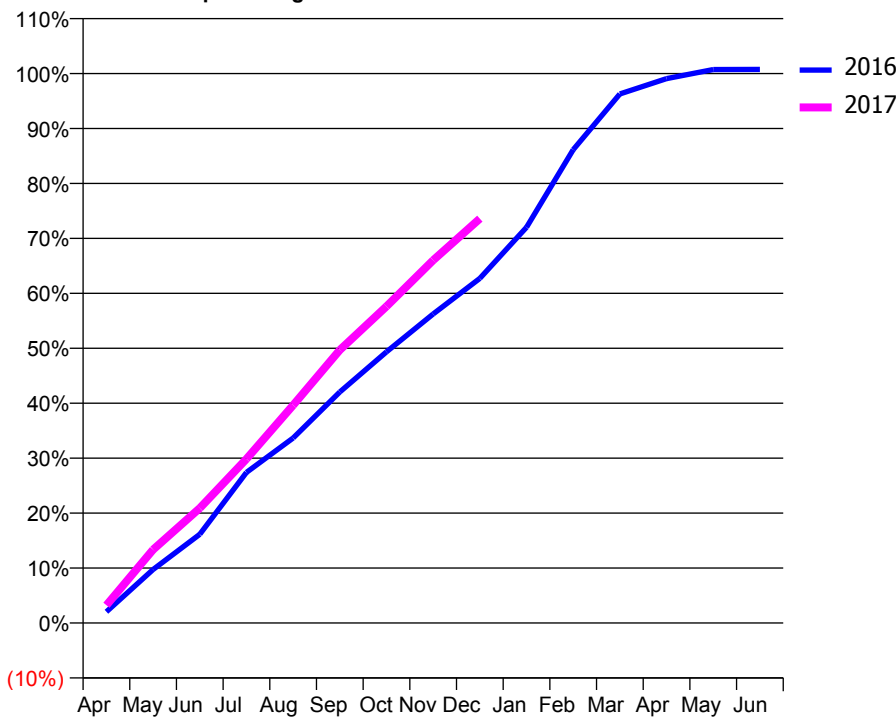
ACCESS*

Patients seen in 24 months	Total	Change since previous quarter
Quarter ending December 2015	4,747	
Quarter ending March 2016	4,839	→
Quarter ending June 2016	4,983	↑
Quarter ending September 2016	4,996	→
Quarter ending December 2016	4,998	→
Variance since December 2015	5.3%	↑



ACTIVITY

Cumulative percentage of contracted UDA delivered 2016 & 2017



Month	Adjusted Scheduled Activity (UDA)	
	2016	2017
April	257	406
May	1,222	1,677
June	2,028	2,626
July	3,441	3,749
August	4,228	4,978
September	5,277	6,239
October	6,195	7,234
November	7,060	8,290
December	7,873	9,239
January	9,040	
February	10,815	
March	12,088	
April	12,439	
May	12,646	
June	12,647	

QUALITY

	Quantity	Base Number	Contract	AT	Region	England
% of FP17s for the same patient ID Re-attending within 3 months - Children	118	1,887	6.3%	10.3%	11.9%	12.4%
% of FP17s for the same patient ID Re-attending within 3 months - Adults	332	3,465	9.6%	15.1%	16.5%	16.6%
% of FP17s for the same patient ID Re-attending between 3 & 9 months - Children	1,272	1,887	67.4%	60.7%	60.2%	57.5%
% of FP17s for the same patient ID Re-attending between 3 & 9 months - Adults	2,013	3,465	58.1%	52.7%	52.0%	50.4%
% of FP17s for Band 1 Urgent Courses	252	5,084	5.0%	9.5%	9.5%	9.1%
% of FP17s Relating to Free Repair or Replacements	36	5,084	0.7%	0.7%	0.7%	0.8%
% of FP17s Relating to Continuations	21	5,084	0.4%	1.3%	1.2%	1.3%
% of Patients satisfied with the dentistry they have received	7	7	N/A	92.6%	92.9%	92.7%
% of Patients satisfied with the time they had to wait for an appointment	7	7	N/A	88.0%	88.8%	88.8%

* This is based on patients treated on this contract for their most recent course of treatment. Figures in italics indicate the base number of FP17s or Patient Questionnaire responses are less than 100. N/A is shown where the base number of responses is less than 10 during the period. % is calculated as Quantity/Base number*100

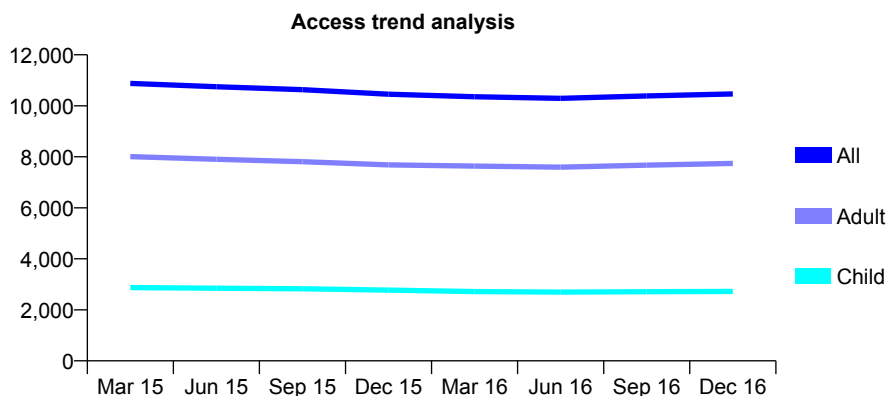
Q70 - Vital Signs At a Glance Contract Report for 191183/0001 - December 2016

Name or company name	SCA Healthcare
Contract type name	GDS Contract
Purpose of contract	General
Contract start date	13/09/2008
Contract end date	

16/17 Contracted general activity (UDA)	36,115
Carry forward general activity (UDA)	0
16/17 Contracted orthodontic activity (UOA)	0
Carry forward orthodontic activity (UOA)	0
Baseline contract value	£1,077,723.17

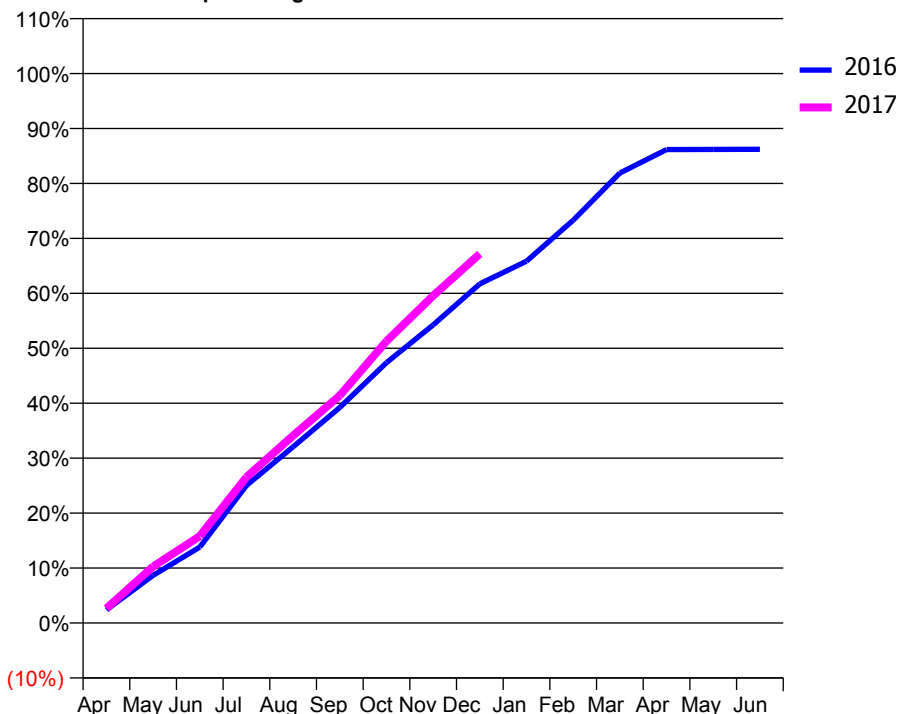
ACCESS*

Patients seen in 24 months	Total	Change since previous quarter
Quarter ending December 2015	10,457	
Quarter ending March 2016	10,356	→
Quarter ending June 2016	10,291	→
Quarter ending September 2016	10,386	→
Quarter ending December 2016	10,464	→
Variance since December 2015	0.1%	→



ACTIVITY

Cumulative percentage of contracted UDA delivered 2016 & 2017



Month	Adjusted Scheduled Activity (UDA)	
	2016	2017
April	860	963
May	3,135	3,714
June	4,993	5,706
July	9,041	9,592
August	11,581	12,321
September	14,167	14,956
October	17,112	18,521
November	19,595	21,511
December	22,294	24,262
January	23,780	
February	26,468	
March	29,575	
April	31,118	
May	31,127	
June	31,138	

QUALITY

	Quantity	Base Number	Contract	AT	Region	England
% of FP17s for the same patient ID Re-attending within 3 months - Children	324	3,328	9.7%	10.3%	11.9%	12.4%
% of FP17s for the same patient ID Re-attending within 3 months - Adults	1,673	9,357	17.9%	15.1%	16.5%	16.6%
% of FP17s for the same patient ID Re-attending between 3 & 9 months - Children	2,034	3,328	61.1%	60.7%	60.2%	57.5%
% of FP17s for the same patient ID Re-attending between 3 & 9 months - Adults	5,365	9,357	57.3%	52.7%	52.0%	50.4%
% of FP17s for Band 1 Urgent Courses	1,007	12,078	8.3%	9.5%	9.5%	9.1%
% of FP17s Relating to Free Repair or Replacements	127	12,078	1.1%	0.7%	0.7%	0.8%
% of FP17s Relating to Continuations	123	12,078	1.0%	1.3%	1.2%	1.3%
% of Patients satisfied with the dentistry they have received	8	8	N/A	92.6%	92.9%	92.7%
% of Patients satisfied with the time they had to wait for an appointment	8	8	N/A	88.0%	88.8%	88.8%

* This is based on patients treated on this contract for their most recent course of treatment. Figures in italics indicate the base number of FP17s or Patient Questionnaire responses are less than 100. N/A is shown where the base number of responses is less than 10 during the period. % is calculated as Quantity/Base number*100

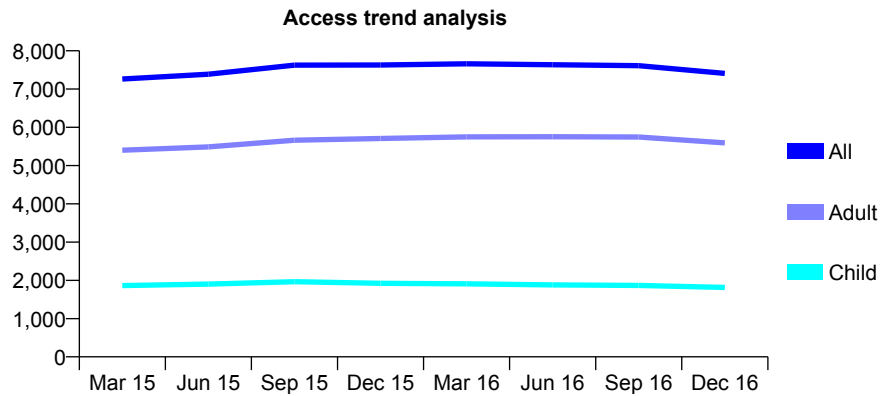
Q70 - Vital Signs At a Glance Contract Report for 191183/0002 - December 2016

Name or company name	SCA Healthcare
Contract type name	GDS Contract
Purpose of contract	General
Contract start date	01/10/2008
Contract end date	

16/17 Contracted general activity (UDA)	22,500
Carry forward general activity (UDA)	138
16/17 Contracted orthodontic activity (UOA)	0
Carry forward orthodontic activity (UOA)	0
Baseline contract value	£529,755.63

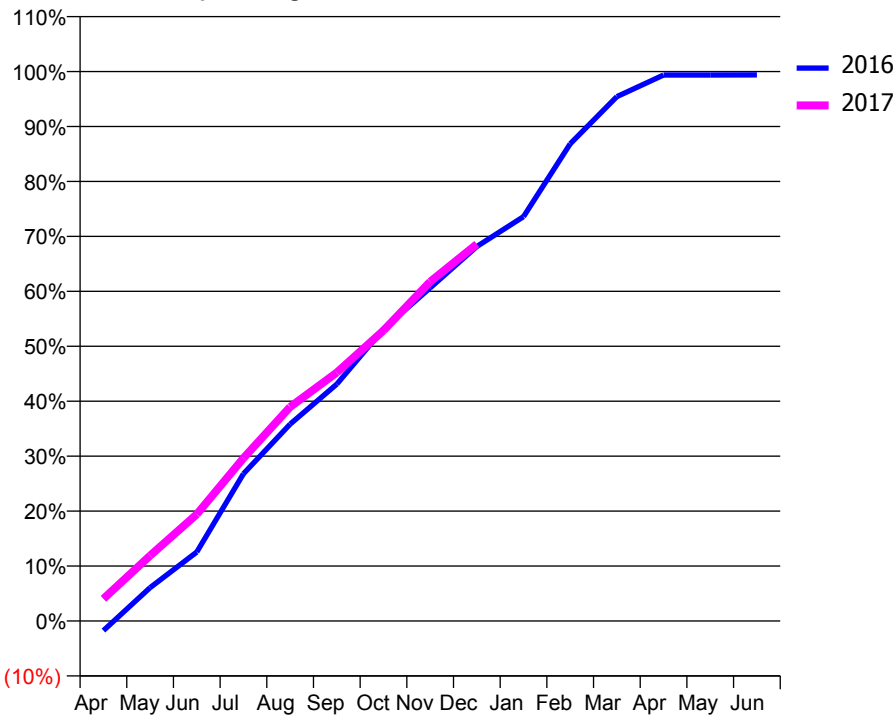
ACCESS*

Patients seen in 24 months	Total	Change since previous quarter
Quarter ending December 2015	7,630	
Quarter ending March 2016	7,659	→
Quarter ending June 2016	7,636	→
Quarter ending September 2016	7,611	→
Quarter ending December 2016	7,408	↓
Variance since December 2015	(2.9%)	↓



ACTIVITY

Cumulative percentage of contracted UDA delivered 2016 & 2017



Month	Adjusted Scheduled Activity (UDA)	
	2016	2017
April	-396	910
May	1,367	2,677
June	2,825	4,370
July	6,029	6,669
August	8,063	8,766
September	9,699	10,173
October	11,959	11,897
November	13,642	13,891
December	15,336	15,434
January	16,556	
February	19,539	
March	21,474	
April	22,357	
May	22,355	
June	22,362	

QUALITY

	Quantity	Base Number	Contract	AT	Region	England
% of FP17s for the same patient ID Re-attending within 3 months - Children	166	2,034	8.2%	10.3%	11.9%	12.4%
% of FP17s for the same patient ID Re-attending within 3 months - Adults	994	5,753	17.3%	15.1%	16.5%	16.6%
% of FP17s for the same patient ID Re-attending between 3 & 9 months - Children	1,318	2,034	64.8%	60.7%	60.2%	57.5%
% of FP17s for the same patient ID Re-attending between 3 & 9 months - Adults	2,997	5,753	52.1%	52.7%	52.0%	50.4%
% of FP17s for Band 1 Urgent Courses	891	7,423	12.0%	9.5%	9.5%	9.1%
% of FP17s Relating to Free Repair or Replacements	55	7,423	0.7%	0.7%	0.7%	0.8%
% of FP17s Relating to Continuations	67	7,423	0.9%	1.3%	1.2%	1.3%
% of Patients satisfied with the dentistry they have received	4	5	N/A	92.6%	92.9%	92.7%
% of Patients satisfied with the time they had to wait for an appointment	5	5	N/A	88.0%	88.8%	88.8%

* This is based on patients treated on this contract for their most recent course of treatment. Figures in italics indicate the base number of FP17s or Patient Questionnaire responses are less than 100. N/A is shown where the base number of responses is less than 10 during the period. % is calculated as Quantity/Base number*100

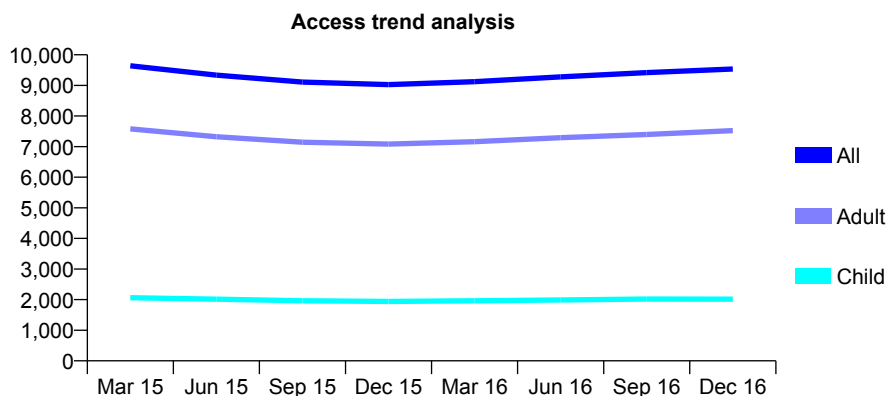
Q70 - Vital Signs At a Glance Contract Report for 191183/0003 - December 2016

Name or company name	SCA Healthcare
Contract type name	GDS Contract
Purpose of contract	General
Contract start date	01/10/2008
Contract end date	

16/17 Contracted general activity (UDA)	31,000
Carry forward general activity (UDA)	0
16/17 Contracted orthodontic activity (UOA)	0
Carry forward orthodontic activity (UOA)	0
Baseline contract value	£844,384.11

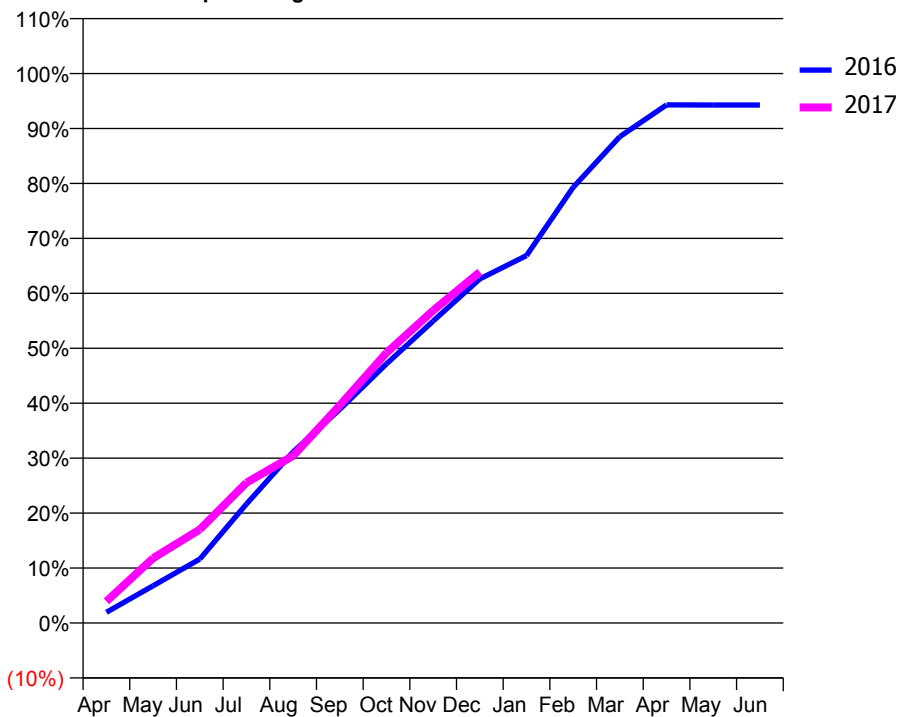
ACCESS*

Patients seen in 24 months	Total	Change since previous quarter
Quarter ending December 2015	9,024	
Quarter ending March 2016	9,122	→
Quarter ending June 2016	9,281	→
Quarter ending September 2016	9,417	→
Quarter ending December 2016	9,538	→
Variance since December 2015	5.7%	↑



ACTIVITY

Cumulative percentage of contracted UDA delivered 2016 & 2017



Month	Adjusted Scheduled Activity (UDA)	
	2016	2017
April	633	1,220
May	2,206	3,662
June	3,780	5,278
July	7,042	7,914
August	10,129	9,440
September	12,641	12,277
October	15,331	15,243
November	17,867	17,631
December	20,365	19,807
January	21,742	
February	25,781	
March	28,779	
April	30,661	
May	30,649	
June	30,652	

QUALITY

	Quantity	Base Number	Contract	AT	Region	England
% of FP17s for the same patient ID Re-attending within 3 months - Children	227	2,462	9.2%	10.3%	11.9%	12.4%
% of FP17s for the same patient ID Re-attending within 3 months - Adults	1,405	8,539	16.5%	15.1%	16.5%	16.6%
% of FP17s for the same patient ID Re-attending between 3 & 9 months - Children	1,581	2,462	64.2%	60.7%	60.2%	57.5%
% of FP17s for the same patient ID Re-attending between 3 & 9 months - Adults	4,791	8,539	56.1%	52.7%	52.0%	50.4%
% of FP17s for Band 1 Urgent Courses	714	9,870	7.2%	9.5%	9.5%	9.1%
% of FP17s Relating to Free Repair or Replacements	48	9,870	0.5%	0.7%	0.7%	0.8%
% of FP17s Relating to Continuations	66	9,870	0.7%	1.3%	1.2%	1.3%
% of Patients satisfied with the dentistry they have received	4	4	N/A	92.6%	92.9%	92.7%
% of Patients satisfied with the time they had to wait for an appointment	4	4	N/A	88.0%	88.8%	88.8%

* This is based on patients treated on this contract for their most recent course of treatment. Figures in italics indicate the base number of FP17s or Patient Questionnaire responses are less than 100. N/A is shown where the base number of responses is less than 10 during the period. % is calculated as Quantity/Base number*100

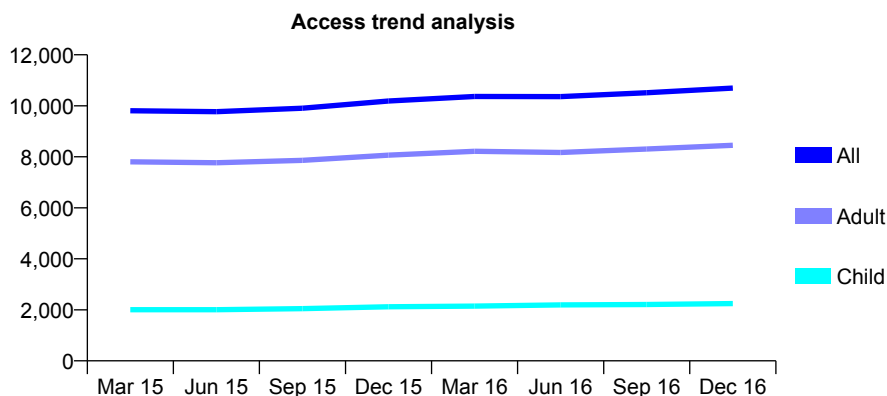
Q70 - Vital Signs At a Glance Contract Report for 191183/0004 - December 2016

Name or company name	SCA Healthcare
Contract type name	GDS Contract
Purpose of contract	General
Contract start date	01/04/2011
Contract end date	

16/17 Contracted general activity (UDA)	29,376
Carry forward general activity (UDA)	0
16/17 Contracted orthodontic activity (UOA)	0
Carry forward orthodontic activity (UOA)	0
Baseline contract value	£761,497.84

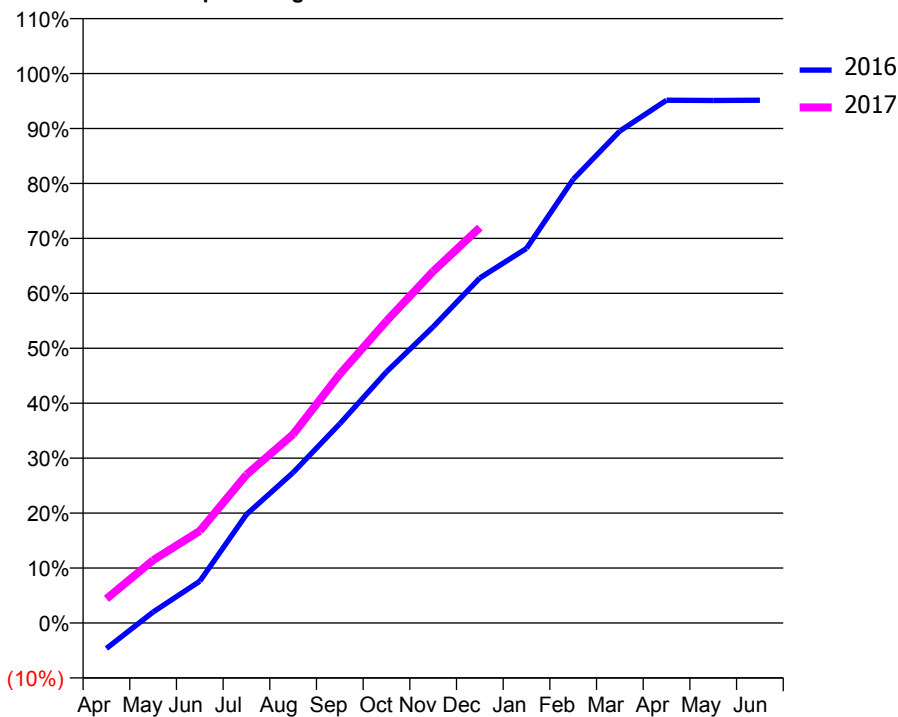
ACCESS*

Patients seen in 24 months	Total	Change since previous quarter
Quarter ending December 2015	10,186	
Quarter ending March 2016	10,367	→
Quarter ending June 2016	10,362	→
Quarter ending September 2016	10,515	→
Quarter ending December 2016	10,696	→
Variance since December 2015	5.0%	↑



ACTIVITY

Cumulative percentage of contracted UDA delivered 2016 & 2017



Month	Adjusted Scheduled Activity (UDA)	
	2016	2017
April	-1,369	1,292
May	590	3,361
June	2,237	4,923
July	5,807	7,930
August	8,042	10,088
September	10,652	13,307
October	13,429	16,142
November	15,833	18,802
December	18,447	21,142
January	20,025	
February	23,721	
March	26,300	
April	27,949	
May	27,935	
June	27,948	

QUALITY

	Quantity	Base Number	Contract	AT	Region	England
% of FP17s for the same patient ID Re-attending within 3 months - Children	201	2,587	7.8%	10.3%	11.9%	12.4%
% of FP17s for the same patient ID Re-attending within 3 months - Adults	1,386	9,824	14.1%	15.1%	16.5%	16.6%
% of FP17s for the same patient ID Re-attending between 3 & 9 months - Children	1,613	2,587	62.4%	60.7%	60.2%	57.5%
% of FP17s for the same patient ID Re-attending between 3 & 9 months - Adults	6,046	9,824	61.5%	52.7%	52.0%	50.4%
% of FP17s for Band 1 Urgent Courses	1,007	11,775	8.6%	9.5%	9.5%	9.1%
% of FP17s Relating to Free Repair or Replacements	60	11,775	0.5%	0.7%	0.7%	0.8%
% of FP17s Relating to Continuations	39	11,775	0.3%	1.3%	1.2%	1.3%
% of Patients satisfied with the dentistry they have received	7	7	N/A	92.6%	92.9%	92.7%
% of Patients satisfied with the time they had to wait for an appointment	6	7	N/A	88.0%	88.8%	88.8%

* This is based on patients treated on this contract for their most recent course of treatment. Figures in italics indicate the base number of FP17s or Patient Questionnaire responses are less than 100. N/A is shown where the base number of responses is less than 10 during the period. % is calculated as Quantity/Base number*100

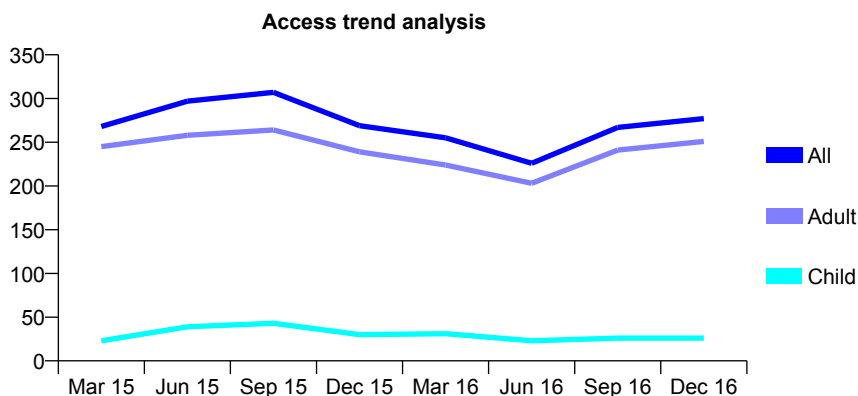
Q70 - Vital Signs At a Glance Contract Report for 191183/0005 - December 2016

Name or company name	SCA Healthcare
Contract type name	GDS Contract
Purpose of contract	General
Contract start date	01/04/2011
Contract end date	

16/17 Contracted general activity (UDA)	624
Carry forward general activity (UDA)	0
16/17 Contracted orthodontic activity (UOA)	0
Carry forward orthodontic activity (UOA)	0
Baseline contract value	£0.00

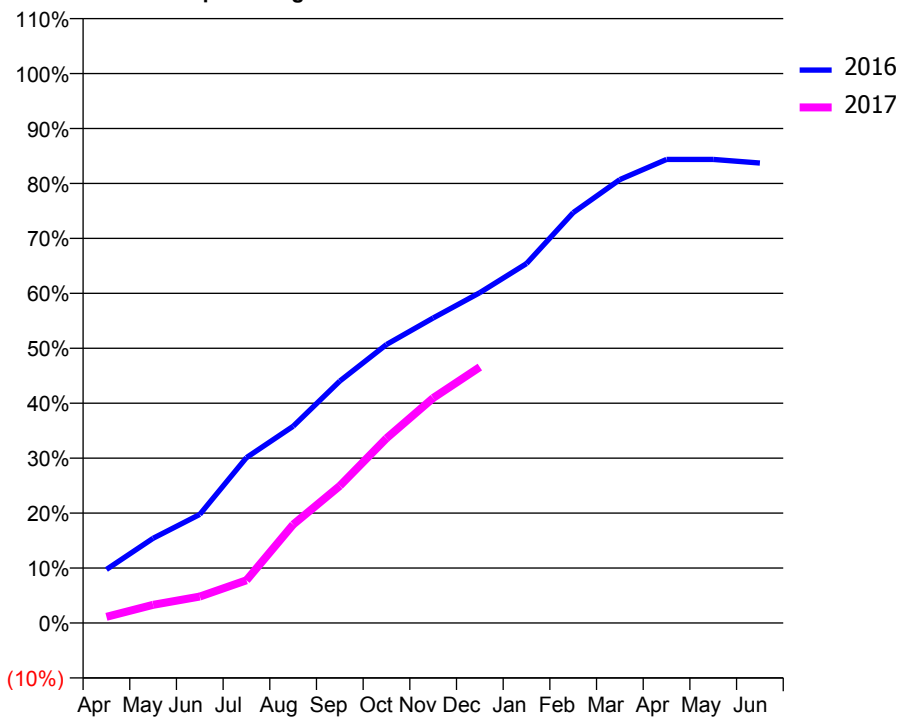
ACCESS*

Patients seen in 24 months	Total	Change since previous quarter
Quarter ending December 2015	269	
Quarter ending March 2016	255	↓
Quarter ending June 2016	226	↓
Quarter ending September 2016	267	↑
Quarter ending December 2016	277	↑
Variance since December 2015	3.0%	↑



ACTIVITY

Cumulative percentage of contracted UDA delivered 2016 & 2017



Adjusted Scheduled Activity (UDA)

Month	2016	2017
April	61	7
May	96	21
June	123	30
July	188	49
August	223	112
September	275	156
October	316	210
November	346	256
December	375	291
January	408	
February	466	
March	504	
April	526	
May	526	
June	522	

QUALITY

	Quantity	Base Number	Contract	AT	Region	England
% of FP17s for the same patient ID Re-attending within 3 months - Children	0	20	0.0%	10.3%	11.9%	12.4%
% of FP17s for the same patient ID Re-attending within 3 months - Adults	5	239	2.1%	15.1%	16.5%	16.6%
% of FP17s for the same patient ID Re-attending between 3 & 9 months - Children	0	20	0.0%	60.7%	60.2%	57.5%
% of FP17s for the same patient ID Re-attending between 3 & 9 months - Adults	2	239	0.8%	52.7%	52.0%	50.4%
% of FP17s for Band 1 Urgent Courses	222	245	90.6%	9.5%	9.5%	9.1%
% of FP17s Relating to Free Repair or Replacements	0	245	0.0%	0.7%	0.7%	0.8%
% of FP17s Relating to Continuations	0	245	0.0%	1.3%	1.2%	1.3%
% of Patients satisfied with the dentistry they have received	0	0	N/A	92.6%	92.9%	92.7%
% of Patients satisfied with the time they had to wait for an appointment	0	0	N/A	88.0%	88.8%	88.8%

* This is based on patients treated on this contract for their most recent course of treatment. Figures in italics indicate the base number of FP17s or Patient Questionnaire responses are less than 100. N/A is shown where the base number of responses is less than 10 during the period. % is calculated as Quantity/Base number*100

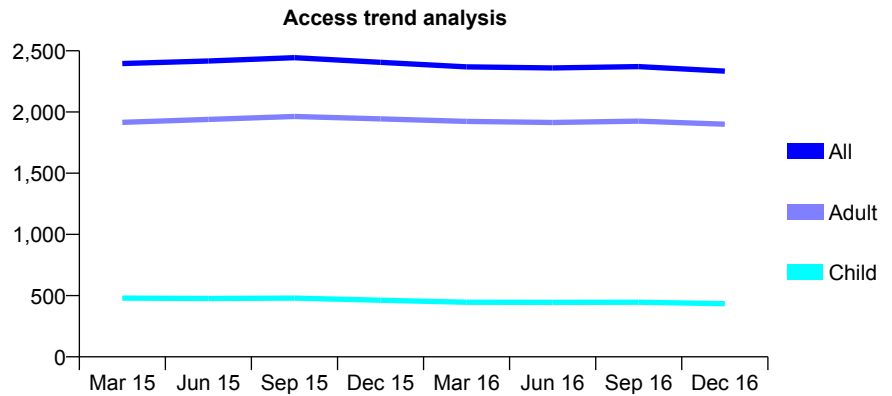
Q70 - Vital Signs At a Glance Contract Report for 191302/0001 - December 2016

Name or company name	Mr M C Omar
Contract type name	GDS Contract
Purpose of contract	General
Contract start date	01/10/2013
Contract end date	

16/17 Contracted general activity (UDA)	8,401
Carry forward general activity (UDA)	124
16/17 Contracted orthodontic activity (UOA)	0
Carry forward orthodontic activity (UOA)	0
Baseline contract value	£187,486.07

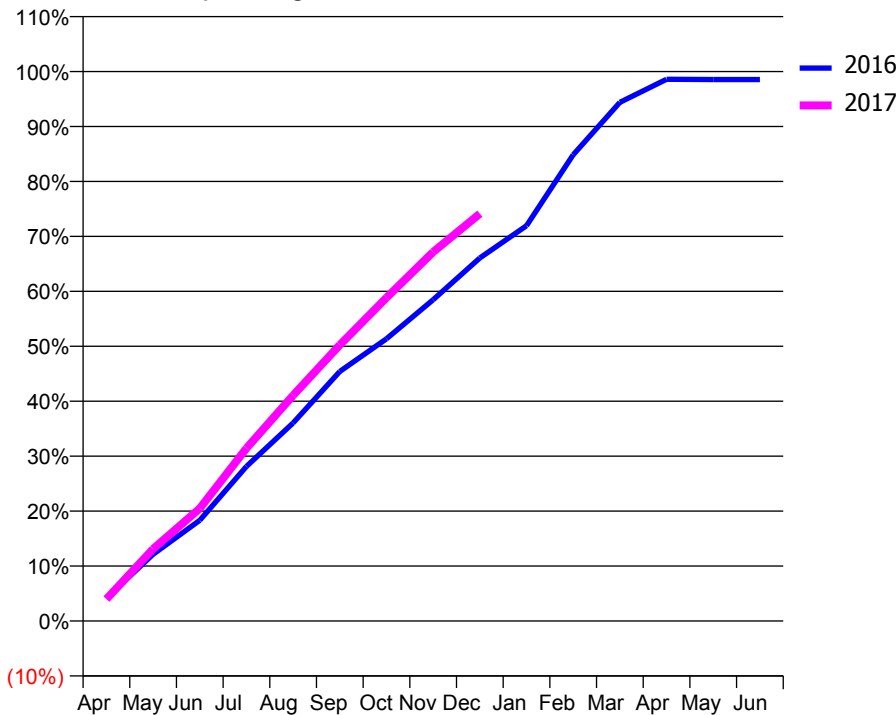
ACCESS*

Patients seen in 24 months	Total	Change since previous quarter
Quarter ending December 2015	2,406	
Quarter ending March 2016	2,369	↓
Quarter ending June 2016	2,360	→
Quarter ending September 2016	2,371	→
Quarter ending December 2016	2,334	↓
Variance since December 2015	(3.0%)	↓



ACTIVITY

Cumulative percentage of contracted UDA delivered 2016 & 2017



Month	Adjusted Scheduled Activity (UDA)	
	2016	2017
April	350	336
May	1,020	1,102
June	1,539	1,722
July	2,363	2,640
August	3,028	3,450
September	3,815	4,220
October	4,315	4,942
November	4,913	5,641
December	5,550	6,227
January	6,043	
February	7,128	
March	7,928	
April	8,281	
May	8,277	
June	8,277	

QUALITY

	Quantity	Base Number	Contract	AT	Region	England
% of FP17s for the same patient ID Re-attending within 3 months - Children	47	585	8.0%	10.3%	11.9%	12.4%
% of FP17s for the same patient ID Re-attending within 3 months - Adults	277	2,278	12.2%	15.1%	16.5%	16.6%
% of FP17s for the same patient ID Re-attending between 3 & 9 months - Children	415	585	70.9%	60.7%	60.2%	57.5%
% of FP17s for the same patient ID Re-attending between 3 & 9 months - Adults	1,409	2,278	61.9%	52.7%	52.0%	50.4%
% of FP17s for Band 1 Urgent Courses	113	2,753	4.1%	9.5%	9.5%	9.1%
% of FP17s Relating to Free Repair or Replacements	19	2,753	0.7%	0.7%	0.7%	0.8%
% of FP17s Relating to Continuations	7	2,753	0.3%	1.3%	1.2%	1.3%
% of Patients satisfied with the dentistry they have received	3	3	N/A	92.6%	92.9%	92.7%
% of Patients satisfied with the time they had to wait for an appointment	3	3	N/A	88.0%	88.8%	88.8%

* This is based on patients treated on this contract for their most recent course of treatment. Figures in italics indicate the base number of FP17s or Patient Questionnaire responses are less than 100. N/A is shown where the base number of responses is less than 10 during the period. % is calculated as Quantity/Base number*100

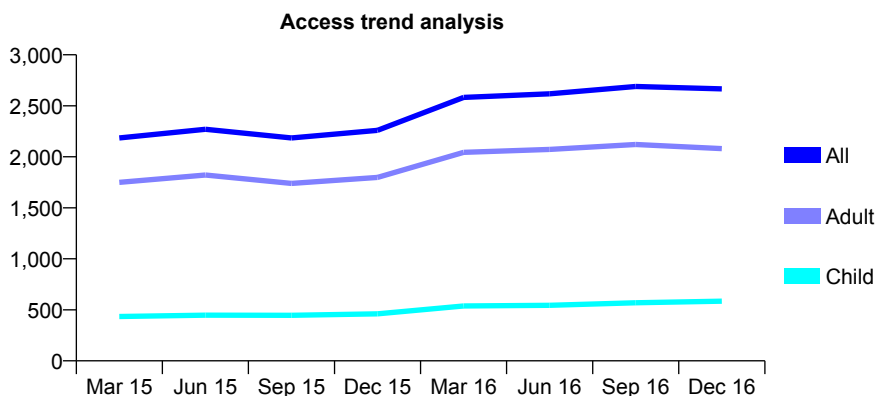
Q70 - Vital Signs At a Glance Contract Report for 192317/0001 - December 2016

Name or company name	Smile Care Dorset Limited
Contract type name	GDS Contract
Purpose of contract	General
Contract start date	01/01/2013
Contract end date	

16/17 Contracted general activity (UDA)	9,883
Carry forward general activity (UDA)	0
16/17 Contracted orthodontic activity (UOA)	0
Carry forward orthodontic activity (UOA)	0
Baseline contract value	£226,498.38

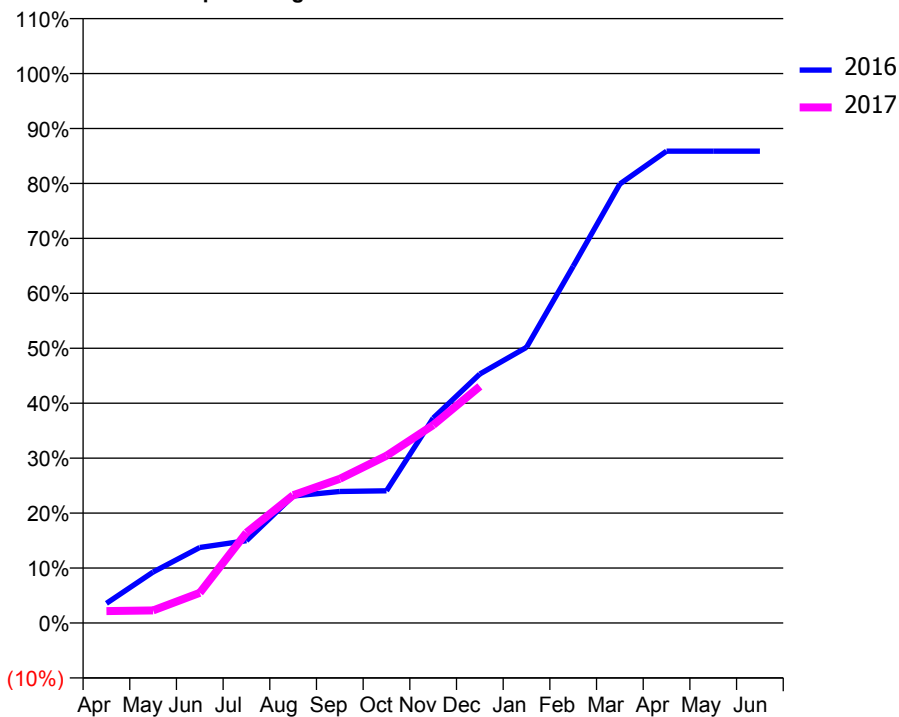
ACCESS*

Patients seen in 24 months	Total	Change since previous quarter
Quarter ending December 2015	2,259	
Quarter ending March 2016	2,582	↑
Quarter ending June 2016	2,617	→
Quarter ending September 2016	2,690	↑
Quarter ending December 2016	2,666	→
Variance since December 2015	18.0%	↑



ACTIVITY

Cumulative percentage of contracted UDA delivered 2016 & 2017



Month	Adjusted Scheduled Activity (UDA)	
	2016	2017
April	257	215
May	667	227
June	987	543
July	1,076	1,625
August	1,659	2,298
September	1,718	2,594
October	1,727	3,009
November	2,678	3,560
December	3,254	4,255
January	3,602	
February	4,661	
March	5,737	
April	6,165	
May	6,165	
June	6,165	

QUALITY

	Quantity	Base Number	Contract	AT	Region	England
% of FP17s for the same patient ID Re-attending within 3 months - Children	30	434	6.9%	10.3%	11.9%	12.4%
% of FP17s for the same patient ID Re-attending within 3 months - Adults	205	1,582	13.0%	15.1%	16.5%	16.6%
% of FP17s for the same patient ID Re-attending between 3 & 9 months - Children	163	434	37.6%	60.7%	60.2%	57.5%
% of FP17s for the same patient ID Re-attending between 3 & 9 months - Adults	580	1,582	36.7%	52.7%	52.0%	50.4%
% of FP17s for Band 1 Urgent Courses	215	1,832	11.7%	9.5%	9.5%	9.1%
% of FP17s Relating to Free Repair or Replacements	18	1,832	1.0%	0.7%	0.7%	0.8%
% of FP17s Relating to Continuations	8	1,832	0.4%	1.3%	1.2%	1.3%
% of Patients satisfied with the dentistry they have received	0	0	N/A	92.6%	92.9%	92.7%
% of Patients satisfied with the time they had to wait for an appointment	0	0	N/A	88.0%	88.8%	88.8%

* This is based on patients treated on this contract for their most recent course of treatment. Figures in italics indicate the base number of FP17s or Patient Questionnaire responses are less than 100. N/A is shown where the base number of responses is less than 10 during the period. % is calculated as Quantity/Base number*100

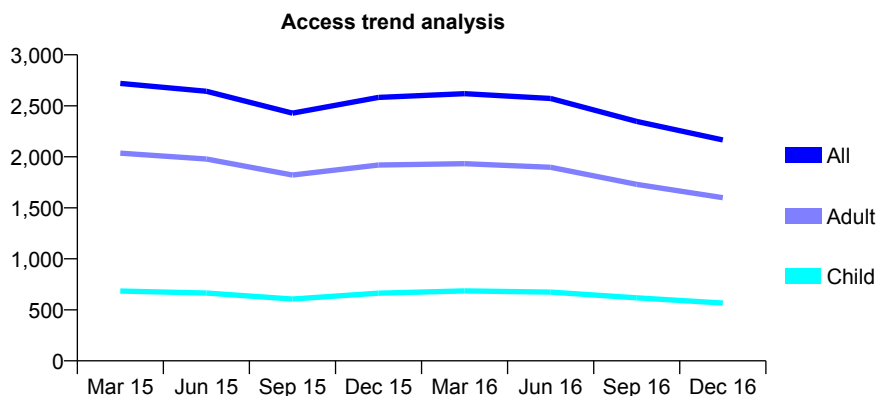
Q70 - Vital Signs At a Glance Contract Report for 192317/0002 - December 2016

Name or company name	Smile Care Dorset Limited
Contract type name	GDS Contract
Purpose of contract	General
Contract start date	01/01/2013
Contract end date	

16/17 Contracted general activity (UDA)	7,000
Carry forward general activity (UDA)	0
16/17 Contracted orthodontic activity (UOA)	0
Carry forward orthodontic activity (UOA)	0
Baseline contract value	£151,015.67

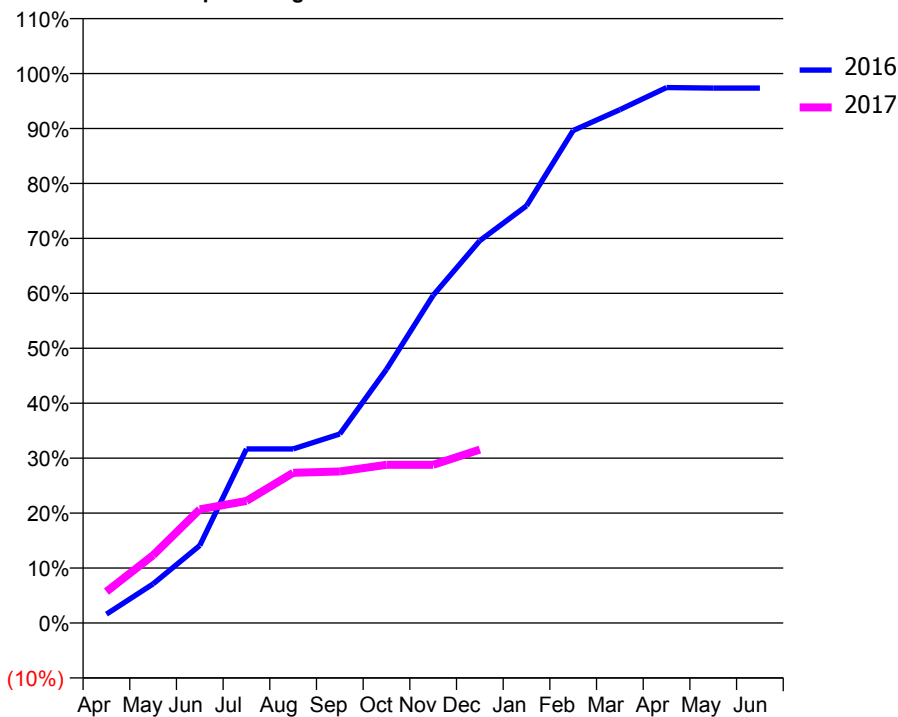
ACCESS*

Patients seen in 24 months	Total	Change since previous quarter
Quarter ending December 2015	2,583	
Quarter ending March 2016	2,619	→
Quarter ending June 2016	2,572	↓
Quarter ending September 2016	2,347	↓
Quarter ending December 2016	2,166	↓
Variance since December 2015	(16.1%)	↓



ACTIVITY

Cumulative percentage of contracted UDA delivered 2016 & 2017



Month	Adjusted Scheduled Activity (UDA)	
	2016	2017
April	112	400
May	499	864
June	988	1,449
July	2,217	1,555
August	2,217	1,914
September	2,408	1,931
October	3,232	2,016
November	4,175	2,016
December	4,871	2,209
January	5,315	
February	6,275	
March	6,539	
April	6,821	
May	6,815	
June	6,815	

QUALITY

	Quantity	Base Number	Contract	AT	Region	England
% of FP17s for the same patient ID Re-attending within 3 months - Children	11	394	2.8%	10.3%	11.9%	12.4%
% of FP17s for the same patient ID Re-attending within 3 months - Adults	67	963	7.0%	15.1%	16.5%	16.6%
% of FP17s for the same patient ID Re-attending between 3 & 9 months - Children	162	394	41.1%	60.7%	60.2%	57.5%
% of FP17s for the same patient ID Re-attending between 3 & 9 months - Adults	375	963	38.9%	52.7%	52.0%	50.4%
% of FP17s for Band 1 Urgent Courses	40	1,105	3.6%	9.5%	9.5%	9.1%
% of FP17s Relating to Free Repair or Replacements	9	1,105	0.8%	0.7%	0.7%	0.8%
% of FP17s Relating to Continuations	1	1,105	0.1%	1.3%	1.2%	1.3%
% of Patients satisfied with the dentistry they have received	0	0	N/A	92.6%	92.9%	92.7%
% of Patients satisfied with the time they had to wait for an appointment	0	0	N/A	88.0%	88.8%	88.8%

* This is based on patients treated on this contract for their most recent course of treatment. Figures in italics indicate the base number of FP17s or Patient Questionnaire responses are less than 100. N/A is shown where the base number of responses is less than 10 during the period. % is calculated as Quantity/Base number*100

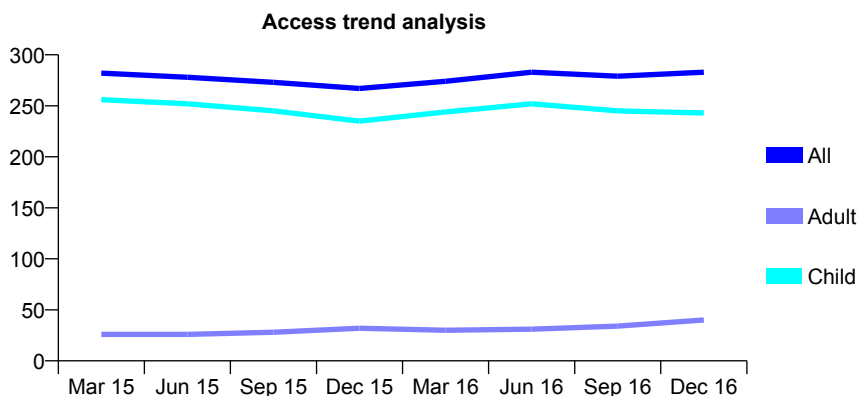
Q70 - Vital Signs At a Glance Contract Report for 194085/0001 - December 2016

Name or company name	PEZO LTD
Contract type name	GDS Contract
Purpose of contract	General
Contract start date	01/02/2008
Contract end date	

16/17 Contracted general activity (UDA)	520
Carry forward general activity (UDA)	0
16/17 Contracted orthodontic activity (UOA)	0
Carry forward orthodontic activity (UOA)	0
Baseline contract value	£12,526.68

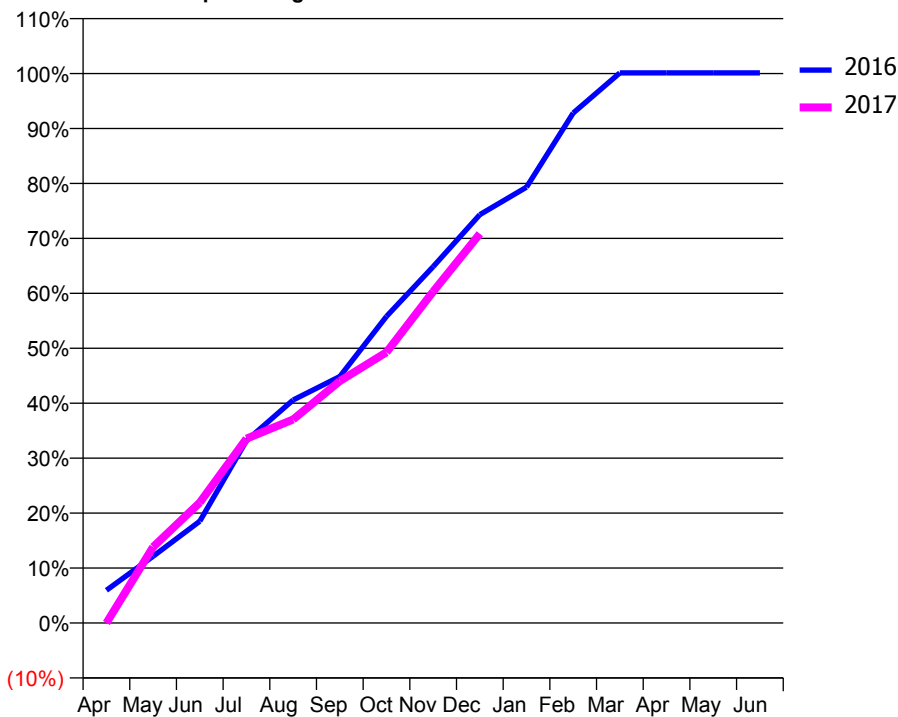
ACCESS*

Patients seen in 24 months	Total	Change since previous quarter
Quarter ending December 2015	267	
Quarter ending March 2016	274	↑
Quarter ending June 2016	283	↑
Quarter ending September 2016	279	↓
Quarter ending December 2016	283	→
Variance since December 2015	6.0%	↑



ACTIVITY

Cumulative percentage of contracted UDA delivered 2016 & 2017



Month	Adjusted Scheduled Activity (UDA)	
	2016	2017
April	31	0
May	63	72
June	96	114
July	173	174
August	211	193
September	233	229
October	290	256
November	337	314
December	386	368
January	412	
February	483	
March	521	
April	521	
May	521	
June	521	

QUALITY

	Quantity	Base Number	Contract	AT	Region	England
% of FP17s for the same patient ID Re-attending within 3 months - Children	15	274	5.5%	10.3%	11.9%	12.4%
% of FP17s for the same patient ID Re-attending within 3 months - Adults	0	11	0.0%	15.1%	16.5%	16.6%
% of FP17s for the same patient ID Re-attending between 3 & 9 months - Children	183	274	66.8%	60.7%	60.2%	57.5%
% of FP17s for the same patient ID Re-attending between 3 & 9 months - Adults	6	11	54.5%	52.7%	52.0%	50.4%
% of FP17s for Band 1 Urgent Courses	12	282	4.3%	9.5%	9.5%	9.1%
% of FP17s Relating to Free Repair or Replacements	0	282	0.0%	0.7%	0.7%	0.8%
% of FP17s Relating to Continuations	5	282	1.8%	1.3%	1.2%	1.3%
% of Patients satisfied with the dentistry they have received	0	0	N/A	92.6%	92.9%	92.7%
% of Patients satisfied with the time they had to wait for an appointment	0	0	N/A	88.0%	88.8%	88.8%

* This is based on patients treated on this contract for their most recent course of treatment. Figures in italics indicate the base number of FP17s or Patient Questionnaire responses are less than 100. N/A is shown where the base number of responses is less than 10 during the period. % is calculated as Quantity/Base number*100

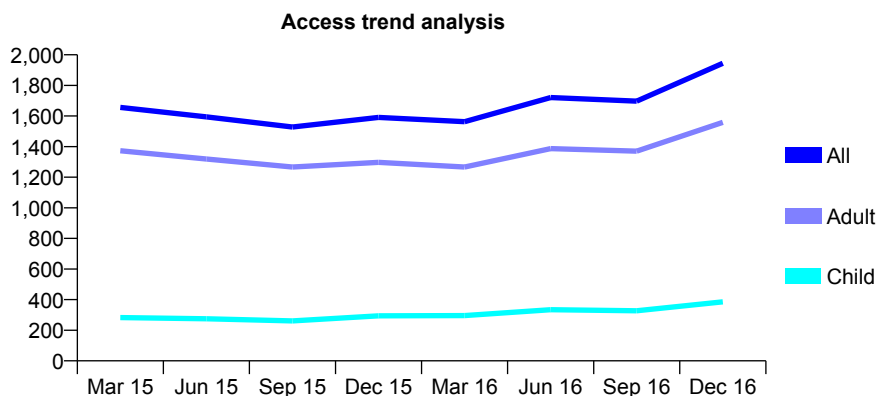
Q70 - Vital Signs At a Glance Contract Report for 194158/0001 - December 2016

Name or company name	Mrs DS Banuri
Contract type name	GDS Contract
Purpose of contract	General
Contract start date	01/04/2011
Contract end date	

16/17 Contracted general activity (UDA)	8,000
Carry forward general activity (UDA)	0
16/17 Contracted orthodontic activity (UOA)	0
Carry forward orthodontic activity (UOA)	0
Baseline contract value	£163,265.62

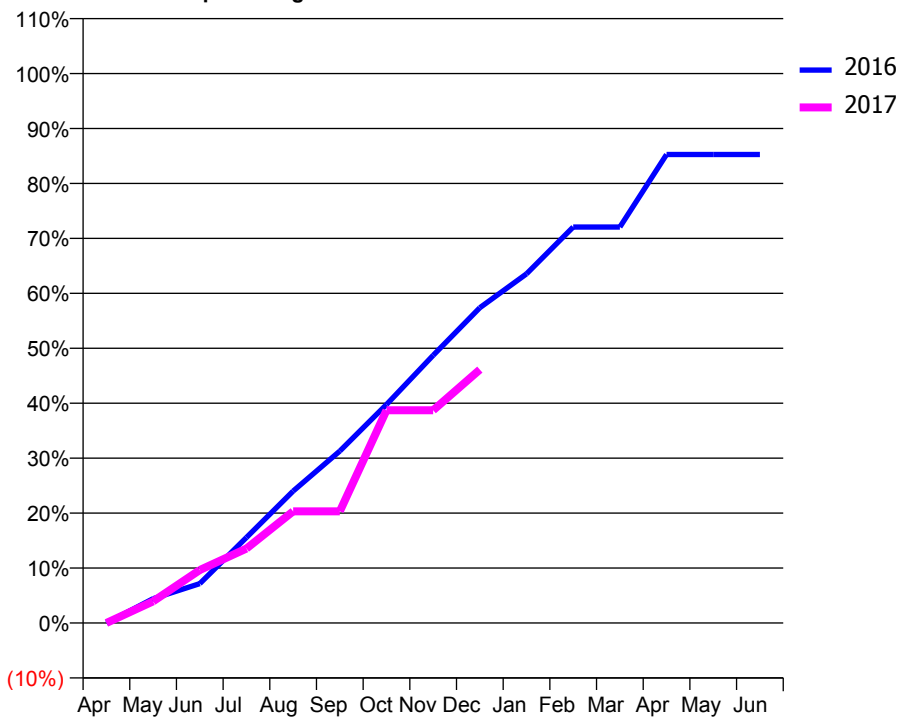
ACCESS*

Patients seen in 24 months	Total	Change since previous quarter
Quarter ending December 2015	1,591	
Quarter ending March 2016	1,563	↓
Quarter ending June 2016	1,721	↑
Quarter ending September 2016	1,697	↓
Quarter ending December 2016	1,945	↑
Variance since December 2015	22.3%	↑



ACTIVITY

Cumulative percentage of contracted UDA delivered 2016 & 2017



Month	Adjusted Scheduled Activity (UDA)	
	2016	2017
April	0	0
May	355	316
June	574	771
July	1,246	1,084
August	1,921	1,627
September	2,503	1,627
October	3,181	3,097
November	3,896	3,097
December	4,591	3,690
January	5,083	
February	5,765	
March	5,765	
April	6,821	
May	6,821	
June	6,821	

QUALITY

	Quantity	Base Number	Contract	AT	Region	England
% of FP17s for the same patient ID Re-attending within 3 months - Children	33	442	7.5%	10.3%	11.9%	12.4%
% of FP17s for the same patient ID Re-attending within 3 months - Adults	181	1,664	10.9%	15.1%	16.5%	16.6%
% of FP17s for the same patient ID Re-attending between 3 & 9 months - Children	237	442	53.6%	60.7%	60.2%	57.5%
% of FP17s for the same patient ID Re-attending between 3 & 9 months - Adults	780	1,664	46.9%	52.7%	52.0%	50.4%
% of FP17s for Band 1 Urgent Courses	41	1,703	2.4%	9.5%	9.5%	9.1%
% of FP17s Relating to Free Repair or Replacements	0	1,703	0.0%	0.7%	0.7%	0.8%
% of FP17s Relating to Continuations	53	1,703	3.1%	1.3%	1.2%	1.3%
% of Patients satisfied with the dentistry they have received	2	2	N/A	92.6%	92.9%	92.7%
% of Patients satisfied with the time they had to wait for an appointment	2	2	N/A	88.0%	88.8%	88.8%

* This is based on patients treated on this contract for their most recent course of treatment. Figures in italics indicate the base number of FP17s or Patient Questionnaire responses are less than 100. N/A is shown where the base number of responses is less than 10 during the period. % is calculated as Quantity/Base number*100

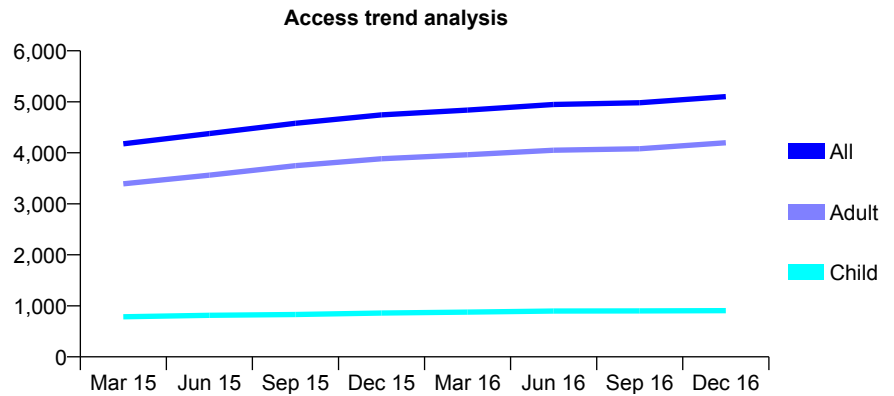
Q70 - Vital Signs At a Glance Contract Report for 194808/0001 - December 2016

Name or company name	Paul Bester and Forbes Watson Limited Lia
Contract type name	GDS Contract
Purpose of contract	General
Contract start date	01/07/2013
Contract end date	

16/17 Contracted general activity (UDA)	19,000
Carry forward general activity (UDA)	0
16/17 Contracted orthodontic activity (UOA)	0
Carry forward orthodontic activity (UOA)	0
Baseline contract value	£446,745.07

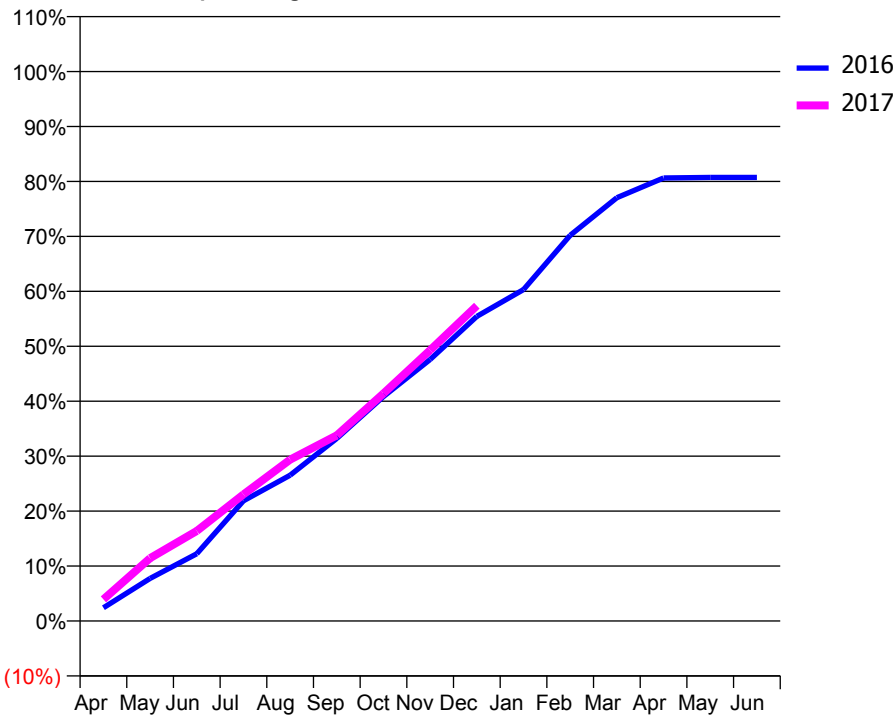
ACCESS*

Patients seen in 24 months	Total	Change since previous quarter
Quarter ending December 2015	4,743	
Quarter ending March 2016	4,839	↑
Quarter ending June 2016	4,948	↑
Quarter ending September 2016	4,981	→
Quarter ending December 2016	5,103	↑
Variance since December 2015	7.6%	↑



ACTIVITY

Cumulative percentage of contracted UDA delivered 2016 & 2017



Month	Adjusted Scheduled Activity (UDA)	
	2016	2017
April	458	751
May	1,474	2,173
June	2,324	3,114
July	4,157	4,379
August	5,040	5,582
September	6,314	6,422
October	7,760	7,867
November	9,043	9,365
December	10,534	10,902
January	11,462	
February	13,338	
March	14,635	
April	15,319	
May	15,335	
June	15,336	

QUALITY

	Quantity	Base Number	Contract	AT	Region	England
% of FP17s for the same patient ID Re-attending within 3 months - Children	85	952	8.9%	10.3%	11.9%	12.4%
% of FP17s for the same patient ID Re-attending within 3 months - Adults	919	4,889	18.8%	15.1%	16.5%	16.6%
% of FP17s for the same patient ID Re-attending between 3 & 9 months - Children	584	952	61.3%	60.7%	60.2%	57.5%
% of FP17s for the same patient ID Re-attending between 3 & 9 months - Adults	2,660	4,889	54.4%	52.7%	52.0%	50.4%
% of FP17s for Band 1 Urgent Courses	255	5,502	4.6%	9.5%	9.5%	9.1%
% of FP17s Relating to Free Repair or Replacements	72	5,502	1.3%	0.7%	0.7%	0.8%
% of FP17s Relating to Continuations	104	5,502	1.9%	1.3%	1.2%	1.3%
% of Patients satisfied with the dentistry they have received	5	8	N/A	92.6%	92.9%	92.7%
% of Patients satisfied with the time they had to wait for an appointment	5	8	N/A	88.0%	88.8%	88.8%

* This is based on patients treated on this contract for their most recent course of treatment. Figures in italics indicate the base number of FP17s or Patient Questionnaire responses are less than 100. N/A is shown where the base number of responses is less than 10 during the period. % is calculated as Quantity/Base number*100

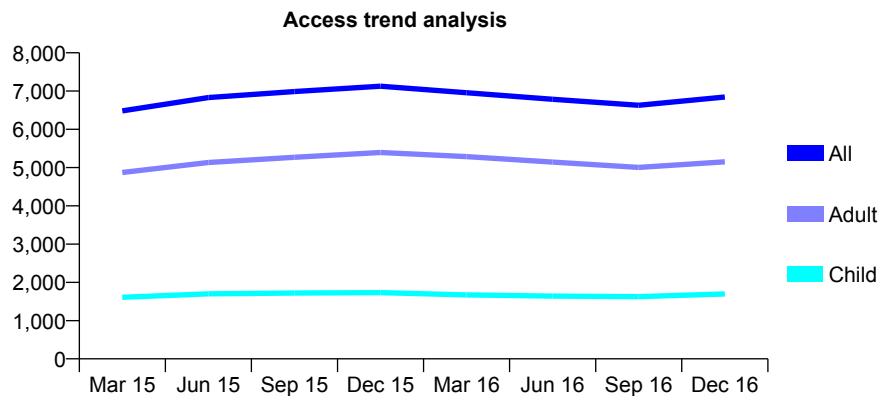
Q70 - Vital Signs At a Glance Contract Report for 195871/0001 - December 2016

Name or company name	Relaxedental (dental practice and laborator
Contract type name	GDS Contract
Purpose of contract	General
Contract start date	01/04/2012
Contract end date	

16/17 Contracted general activity (UDA)	19,090
Carry forward general activity (UDA)	2
16/17 Contracted orthodontic activity (UOA)	0
Carry forward orthodontic activity (UOA)	0
Baseline contract value	£533,232.95

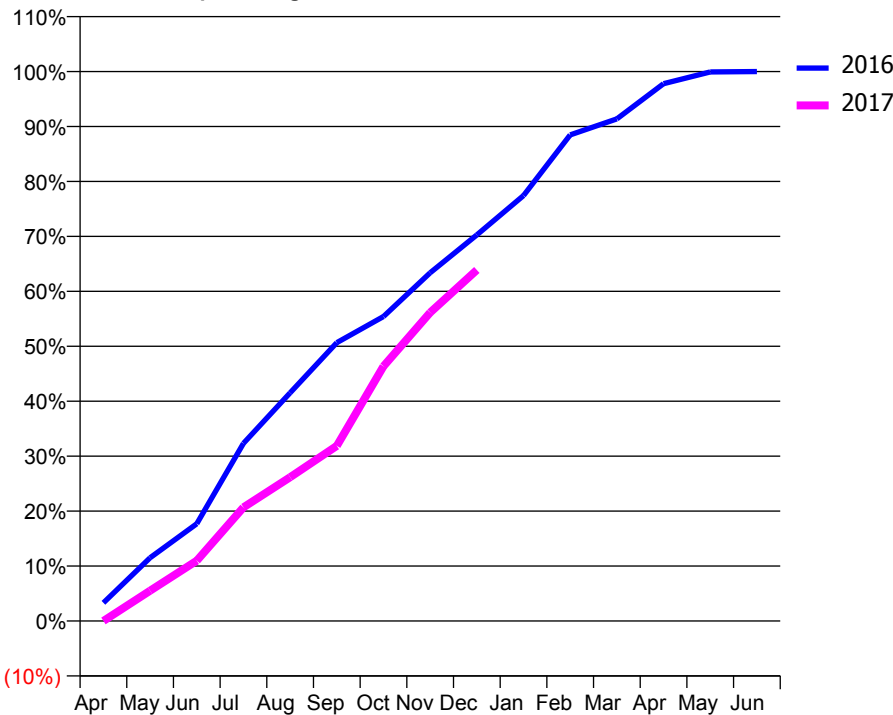
ACCESS*

Patients seen in 24 months	Total	Change since previous quarter
Quarter ending December 2015	7,126	
Quarter ending March 2016	6,957	↓
Quarter ending June 2016	6,784	↓
Quarter ending September 2016	6,629	↓
Quarter ending December 2016	6,846	↑
Variance since December 2015	(3.9%)	↓



ACTIVITY

Cumulative percentage of contracted UDA delivered 2016 & 2017



Month	Adjusted Scheduled Activity (UDA)	
	2016	2017
April	630	-2
May	2,199	1,054
June	3,380	2,094
July	6,172	3,951
August	7,927	4,996
September	9,672	6,083
October	10,579	8,849
November	12,096	10,718
December	13,415	12,196
January	14,781	
February	16,889	
March	17,446	
April	18,667	
May	19,076	
June	19,088	

QUALITY

	Quantity	Base Number	Contract	AT	Region	England
% of FP17s for the same patient ID Re-attending within 3 months - Children	126	1,729	7.3%	10.3%	11.9%	12.4%
% of FP17s for the same patient ID Re-attending within 3 months - Adults	1,002	5,252	19.1%	15.1%	16.5%	16.6%
% of FP17s for the same patient ID Re-attending between 3 & 9 months - Children	917	1,729	53.0%	60.7%	60.2%	57.5%
% of FP17s for the same patient ID Re-attending between 3 & 9 months - Adults	2,622	5,252	49.9%	52.7%	52.0%	50.4%
% of FP17s for Band 1 Urgent Courses	543	5,856	9.3%	9.5%	9.5%	9.1%
% of FP17s Relating to Free Repair or Replacements	34	5,856	0.6%	0.7%	0.7%	0.8%
% of FP17s Relating to Continuations	198	5,856	3.4%	1.3%	1.2%	1.3%
% of Patients satisfied with the dentistry they have received	7	8	N/A	92.6%	92.9%	92.7%
% of Patients satisfied with the time they had to wait for an appointment	6	8	N/A	88.0%	88.8%	88.8%

* This is based on patients treated on this contract for their most recent course of treatment. Figures in italics indicate the base number of FP17s or Patient Questionnaire responses are less than 100. N/A is shown where the base number of responses is less than 10 during the period. % is calculated as Quantity/Base number*100

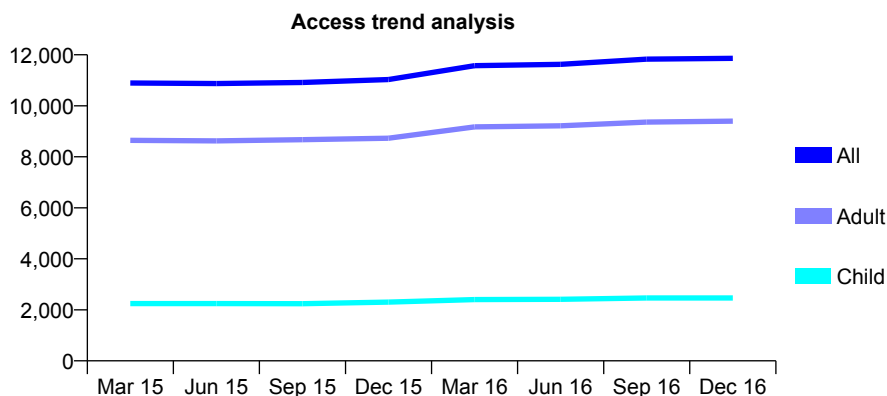
Q70 - Vital Signs At a Glance Contract Report for 195901/0001 - December 2016

Name or company name	Dr Anushika Brogan
Contract type name	GDS Contract
Purpose of contract	General
Contract start date	08/09/2007
Contract end date	

16/17 Contracted general activity (UDA)	29,887
Carry forward general activity (UDA)	1,122
16/17 Contracted orthodontic activity (UOA)	0
Carry forward orthodontic activity (UOA)	0
Baseline contract value	£778,837.96

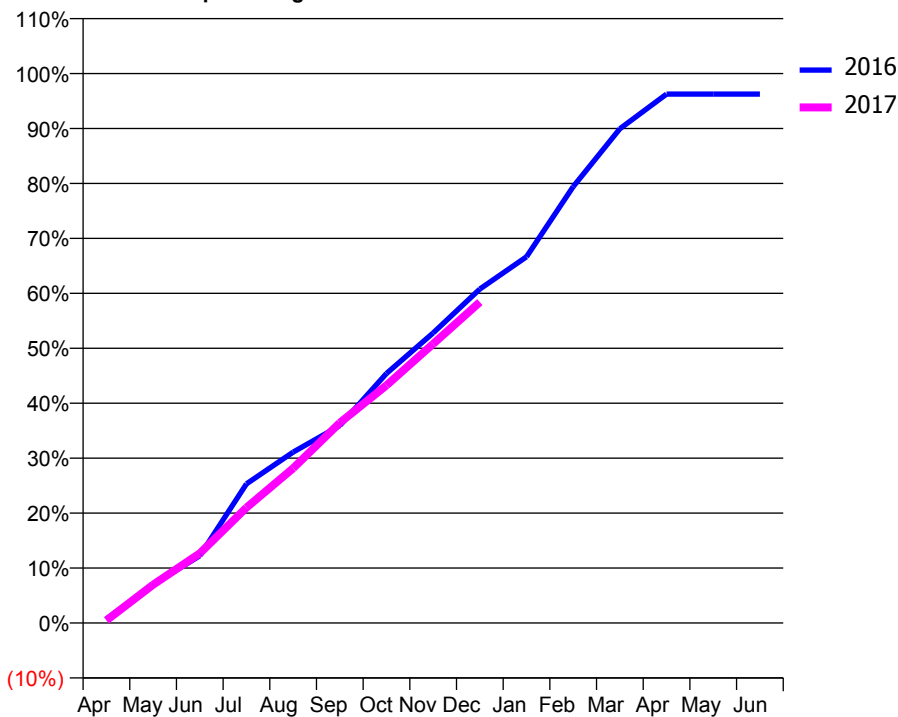
ACCESS*

Patients seen in 24 months	Total	Change since previous quarter
Quarter ending December 2015	11,030	
Quarter ending March 2016	11,576	↑
Quarter ending June 2016	11,628	→
Quarter ending September 2016	11,828	→
Quarter ending December 2016	11,864	→
Variance since December 2015	7.6%	↑



ACTIVITY

Cumulative percentage of contracted UDA delivered 2016 & 2017



Month	Adjusted Scheduled Activity (UDA)	
	2016	2017
April	221	142
May	2,086	2,088
June	3,656	3,792
July	7,565	6,281
August	9,294	8,420
September	10,739	10,892
October	13,572	12,930
November	15,777	15,181
December	18,168	17,455
January	19,917	
February	23,734	
March	26,884	
April	28,771	
May	28,764	
June	28,764	

QUALITY

	Quantity	Base Number	Contract	AT	Region	England
% of FP17s for the same patient ID Re-attending within 3 months - Children	161	2,717	5.9%	10.3%	11.9%	12.4%
% of FP17s for the same patient ID Re-attending within 3 months - Adults	1,017	8,780	11.6%	15.1%	16.5%	16.6%
% of FP17s for the same patient ID Re-attending between 3 & 9 months - Children	1,735	2,717	63.9%	60.7%	60.2%	57.5%
% of FP17s for the same patient ID Re-attending between 3 & 9 months - Adults	3,906	8,780	44.5%	52.7%	52.0%	50.4%
% of FP17s for Band 1 Urgent Courses	1,180	10,501	11.2%	9.5%	9.5%	9.1%
% of FP17s Relating to Free Repair or Replacements	59	10,501	0.6%	0.7%	0.7%	0.8%
% of FP17s Relating to Continuations	35	10,501	0.3%	1.3%	1.2%	1.3%
% of Patients satisfied with the dentistry they have received	16	16	100.0%	92.6%	92.9%	92.7%
% of Patients satisfied with the time they had to wait for an appointment	14	16	87.5%	88.0%	88.8%	88.8%

* This is based on patients treated on this contract for their most recent course of treatment. Figures in italics indicate the base number of FP17s or Patient Questionnaire responses are less than 100. N/A is shown where the base number of responses is less than 10 during the period. % is calculated as Quantity/Base number*100

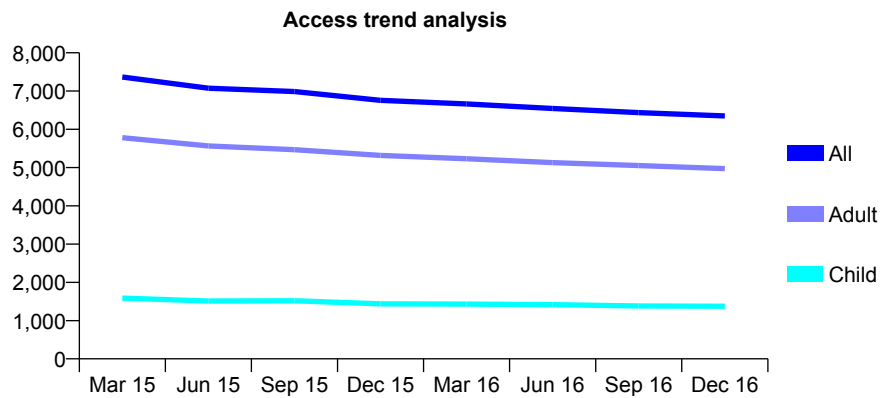
Q70 - Vital Signs At a Glance Contract Report for 196398/0001 - December 2016

Name or company name	Mazdak Eyrumlu & Azad Eyrumlu
Contract type name	GDS Contract
Purpose of contract	General
Contract start date	01/12/2010
Contract end date	

16/17 Contracted general activity (UDA)	21,600
Carry forward general activity (UDA)	-16
16/17 Contracted orthodontic activity (UOA)	0
Carry forward orthodontic activity (UOA)	0
Baseline contract value	£638,522.78

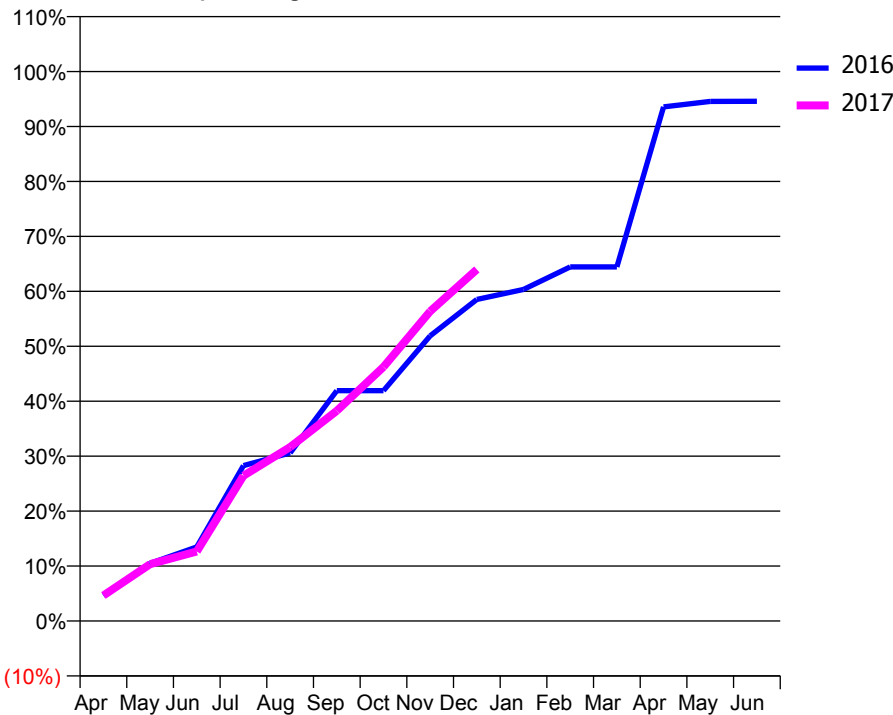
ACCESS*

Patients seen in 24 months	Total	Change since previous quarter
Quarter ending December 2015	6,756	
Quarter ending March 2016	6,664	↓
Quarter ending June 2016	6,545	↓
Quarter ending September 2016	6,435	↓
Quarter ending December 2016	6,348	↓
Variance since December 2015	(6.0%)	↓



ACTIVITY

Cumulative percentage of contracted UDA delivered 2016 & 2017



Month	Adjusted Scheduled Activity (UDA)	
	2016	2017
April	999	1,002
May	2,269	2,235
June	2,913	2,733
July	6,109	5,713
August	6,607	6,836
September	9,056	8,262
October	9,056	9,987
November	11,208	12,176
December	12,638	13,821
January	13,033	
February	13,919	
March	13,919	
April	20,207	
May	20,423	
June	20,429	

QUALITY

	Quantity	Base Number	Contract	AT	Region	England
% of FP17s for the same patient ID Re-attending within 3 months - Children	138	1,939	7.1%	10.3%	11.9%	12.4%
% of FP17s for the same patient ID Re-attending within 3 months - Adults	1,321	7,423	17.8%	15.1%	16.5%	16.6%
% of FP17s for the same patient ID Re-attending between 3 & 9 months - Children	1,111	1,939	57.3%	60.7%	60.2%	57.5%
% of FP17s for the same patient ID Re-attending between 3 & 9 months - Adults	3,853	7,423	51.9%	52.7%	52.0%	50.4%
% of FP17s for Band 1 Urgent Courses	924	6,694	13.8%	9.5%	9.5%	9.1%
% of FP17s Relating to Free Repair or Replacements	76	6,694	1.1%	0.7%	0.7%	0.8%
% of FP17s Relating to Continuations	196	6,694	2.9%	1.3%	1.2%	1.3%
% of Patients satisfied with the dentistry they have received	5	5	N/A	92.6%	92.9%	92.7%
% of Patients satisfied with the time they had to wait for an appointment	3	5	N/A	88.0%	88.8%	88.8%

* This is based on patients treated on this contract for their most recent course of treatment. Figures in italics indicate the base number of FP17s or Patient Questionnaire responses are less than 100. N/A is shown where the base number of responses is less than 10 during the period. % is calculated as Quantity/Base number*100

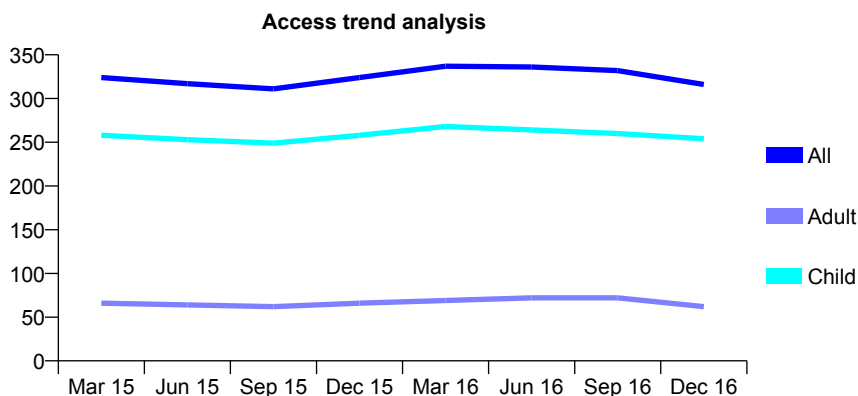
Q70 - Vital Signs At a Glance Contract Report for 197556/0001 - December 2016

Name or company name	Mr M Sehat
Contract type name	GDS Contract
Purpose of contract	General
Contract start date	15/09/2010
Contract end date	

16/17 Contracted general activity (UDA)	480
Carry forward general activity (UDA)	15
16/17 Contracted orthodontic activity (UOA)	0
Carry forward orthodontic activity (UOA)	0
Baseline contract value	£12,159.29

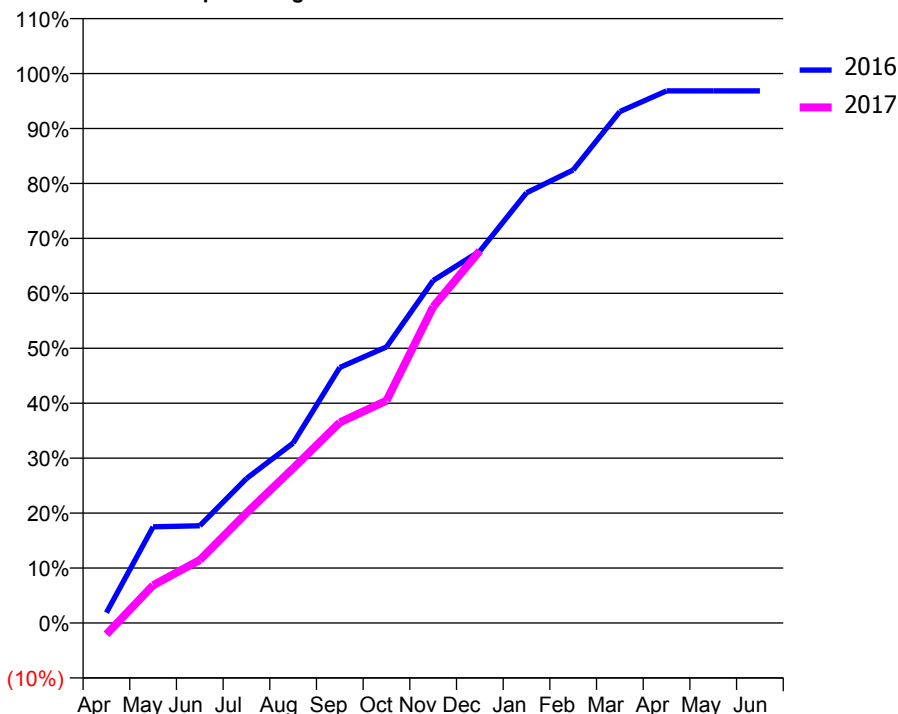
ACCESS*

Patients seen in 24 months	Total	Change since previous quarter
Quarter ending December 2015	324	
Quarter ending March 2016	337	↑
Quarter ending June 2016	336	→
Quarter ending September 2016	332	↓
Quarter ending December 2016	316	↓
Variance since December 2015	(2.5%)	↓



ACTIVITY

Cumulative percentage of contracted UDA delivered 2016 & 2017



Month	Adjusted Scheduled Activity (UDA)	
	2016	2017
April	9	-10
May	84	33
June	85	55
July	126	96
August	157	135
September	223	175
October	241	194
November	299	276
December	325	325
January	376	
February	396	
March	447	
April	465	
May	465	
June	465	

QUALITY

	Quantity	Base Number	Contract	AT	Region	England
% of FP17s for the same patient ID Re-attending within 3 months - Children	9	239	3.8%	10.3%	11.9%	12.4%
% of FP17s for the same patient ID Re-attending within 3 months - Adults	3	29	10.3%	15.1%	16.5%	16.6%
% of FP17s for the same patient ID Re-attending between 3 & 9 months - Children	129	239	54.0%	60.7%	60.2%	57.5%
% of FP17s for the same patient ID Re-attending between 3 & 9 months - Adults	11	29	37.9%	52.7%	52.0%	50.4%
% of FP17s for Band 1 Urgent Courses	1	249	0.4%	9.5%	9.5%	9.1%
% of FP17s Relating to Free Repair or Replacements	0	249	0.0%	0.7%	0.7%	0.8%
% of FP17s Relating to Continuations	1	249	0.4%	1.3%	1.2%	1.3%
% of Patients satisfied with the dentistry they have received	1	1	N/A	92.6%	92.9%	92.7%
% of Patients satisfied with the time they had to wait for an appointment	1	1	N/A	88.0%	88.8%	88.8%

* This is based on patients treated on this contract for their most recent course of treatment. Figures in italics indicate the base number of FP17s or Patient Questionnaire responses are less than 100. N/A is shown where the base number of responses is less than 10 during the period. % is calculated as Quantity/Base number*100

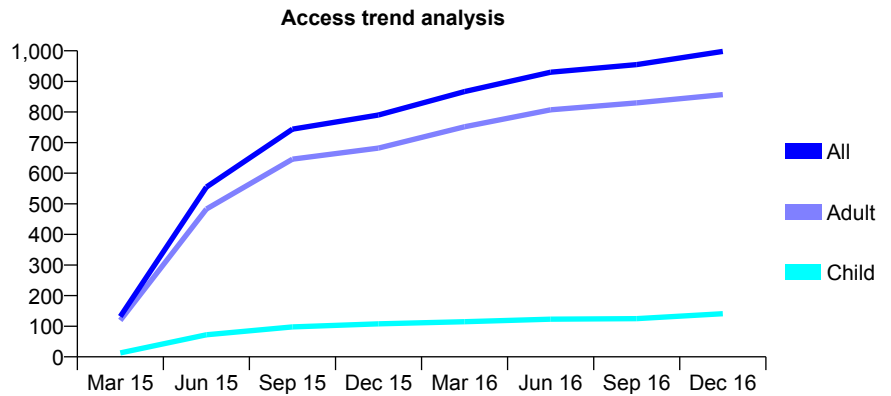
Q70 - Vital Signs At a Glance Contract Report for 198528/0001 - December 2016

Name or company name	Littlemoor Dental Surgery
Contract type name	GDS Contract
Purpose of contract	General
Contract start date	02/01/2015
Contract end date	

16/17 Contracted general activity (UDA)	4,717
Carry forward general activity (UDA)	0
16/17 Contracted orthodontic activity (UOA)	0
Carry forward orthodontic activity (UOA)	0
Baseline contract value	£112,503.22

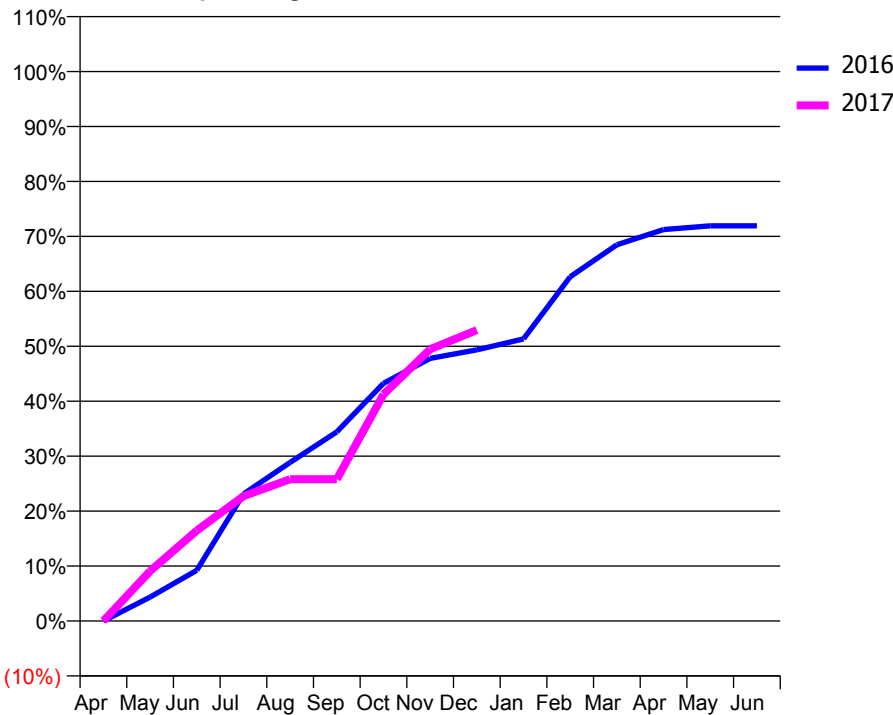
ACCESS*

Patients seen in 24 months	Total	Change since previous quarter
Quarter ending December 2015	790	
Quarter ending March 2016	867	↑
Quarter ending June 2016	930	↑
Quarter ending September 2016	955	↑
Quarter ending December 2016	998	↑
Variance since December 2015	26.3%	↑



ACTIVITY

Cumulative percentage of contracted UDA delivered 2016 & 2017



Month	Adjusted Scheduled Activity (UDA)	
	2016	2017
April	0	0
May	205	429
June	435	777
July	1,090	1,072
August	1,362	1,217
September	1,623	1,217
October	2,041	1,945
November	2,255	2,333
December	2,328	2,498
January	2,422	
February	2,955	
March	3,230	
April	3,361	
May	3,392	
June	3,392	

QUALITY

	Quantity	Base Number	Contract	AT	Region	England
% of FP17s for the same patient ID Re-attending within 3 months - Children	10	124	8.1%	10.3%	11.9%	12.4%
% of FP17s for the same patient ID Re-attending within 3 months - Adults	170	751	22.6%	15.1%	16.5%	16.6%
% of FP17s for the same patient ID Re-attending between 3 & 9 months - Children	52	124	41.9%	60.7%	60.2%	57.5%
% of FP17s for the same patient ID Re-attending between 3 & 9 months - Adults	301	751	40.1%	52.7%	52.0%	50.4%
% of FP17s for Band 1 Urgent Courses	123	826	14.9%	9.5%	9.5%	9.1%
% of FP17s Relating to Free Repair or Replacements	11	826	1.3%	0.7%	0.7%	0.8%
% of FP17s Relating to Continuations	10	826	1.2%	1.3%	1.2%	1.3%
% of Patients satisfied with the dentistry they have received	1	1	N/A	92.6%	92.9%	92.7%
% of Patients satisfied with the time they had to wait for an appointment	0	1	N/A	88.0%	88.8%	88.8%

* This is based on patients treated on this contract for their most recent course of treatment. Figures in italics indicate the base number of FP17s or Patient Questionnaire responses are less than 100. N/A is shown where the base number of responses is less than 10 during the period. % is calculated as Quantity/Base number*100

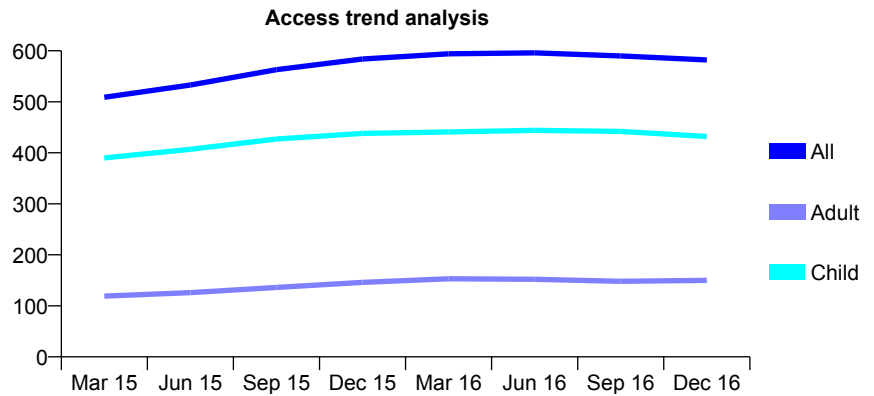
Q70 - Vital Signs At a Glance Contract Report for 198714/0001 - December 2016

Name or company name	Dr Uzma Rashid Ahmed
Contract type name	GDS Contract
Purpose of contract	General
Contract start date	01/05/2014
Contract end date	

16/17 Contracted general activity (UDA)	1,462
Carry forward general activity (UDA)	0
16/17 Contracted orthodontic activity (UOA)	0
Carry forward orthodontic activity (UOA)	0
Baseline contract value	£36,925.70

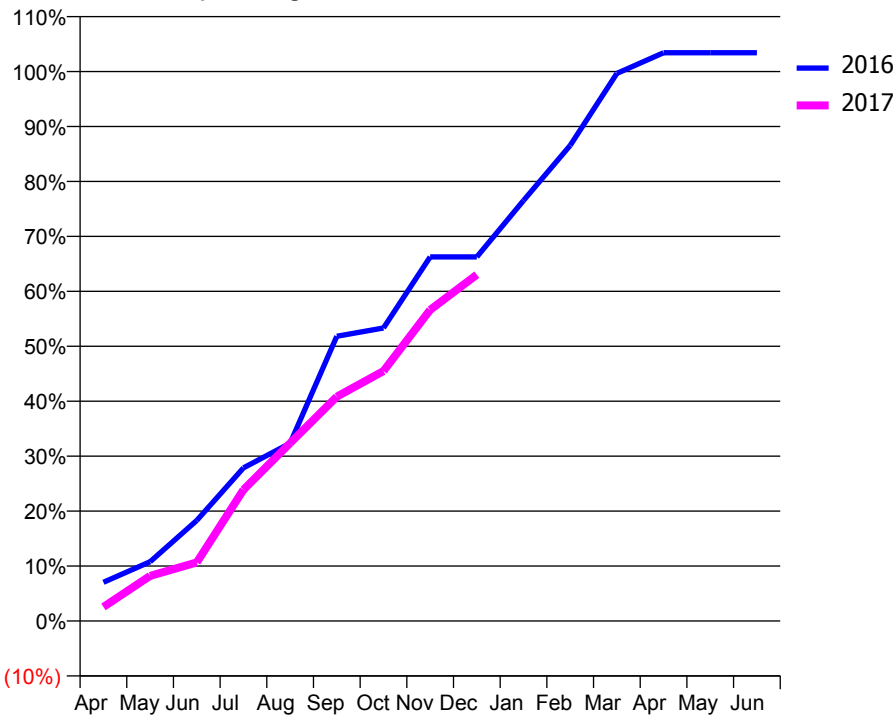
ACCESS*

Patients seen in 24 months	Total	Change since previous quarter
Quarter ending December 2015	584	
Quarter ending March 2016	594	→
Quarter ending June 2016	596	→
Quarter ending September 2016	590	↓
Quarter ending December 2016	582	↓
Variance since December 2015	(0.3%)	→



ACTIVITY

Cumulative percentage of contracted UDA delivered 2016 & 2017



Month	Adjusted Scheduled Activity (UDA)	
	2016	2017
April	103	37
May	158	120
June	268	156
July	408	349
August	473	473
September	758	597
October	780	665
November	969	828
December	969	922
January	1,119	
February	1,265	
March	1,457	
April	1,512	
May	1,512	
June	1,512	

QUALITY

	Quantity	Base Number	Contract	AT	Region	England
% of FP17s for the same patient ID Re-attending within 3 months - Children	39	544	7.2%	10.3%	11.9%	12.4%
% of FP17s for the same patient ID Re-attending within 3 months - Adults	22	131	16.8%	15.1%	16.5%	16.6%
% of FP17s for the same patient ID Re-attending between 3 & 9 months - Children	386	544	71.0%	60.7%	60.2%	57.5%
% of FP17s for the same patient ID Re-attending between 3 & 9 months - Adults	78	131	59.5%	52.7%	52.0%	50.4%
% of FP17s for Band 1 Urgent Courses	28	635	4.4%	9.5%	9.5%	9.1%
% of FP17s Relating to Free Repair or Replacements	0	635	0.0%	0.7%	0.7%	0.8%
% of FP17s Relating to Continuations	11	635	1.7%	1.3%	1.2%	1.3%
% of Patients satisfied with the dentistry they have received	0	0	N/A	92.6%	92.9%	92.7%
% of Patients satisfied with the time they had to wait for an appointment	0	0	N/A	88.0%	88.8%	88.8%

* This is based on patients treated on this contract for their most recent course of treatment. Figures in italics indicate the base number of FP17s or Patient Questionnaire responses are less than 100. N/A is shown where the base number of responses is less than 10 during the period. % is calculated as Quantity/Base number*100

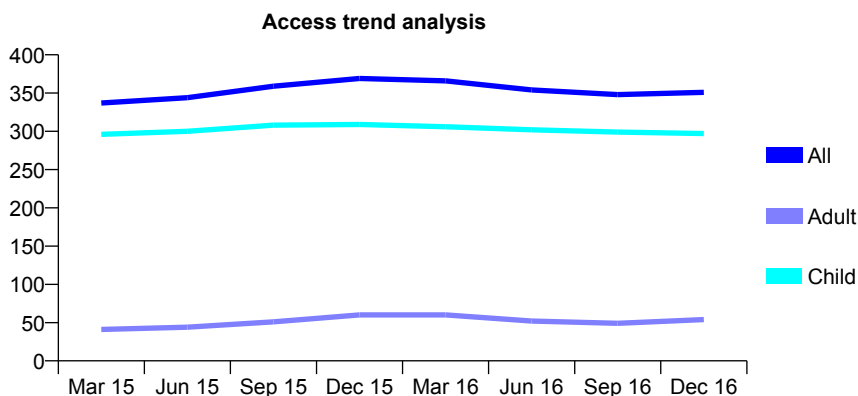
Q70 - Vital Signs At a Glance Contract Report for 198870/0001 - December 2016

Name or company name	Brown Henning Partnership
Contract type name	GDS Contract
Purpose of contract	General
Contract start date	01/01/2014
Contract end date	

16/17 Contracted general activity (UDA)	800
Carry forward general activity (UDA)	15
16/17 Contracted orthodontic activity (UOA)	0
Carry forward orthodontic activity (UOA)	0
Baseline contract value	£20,282.54

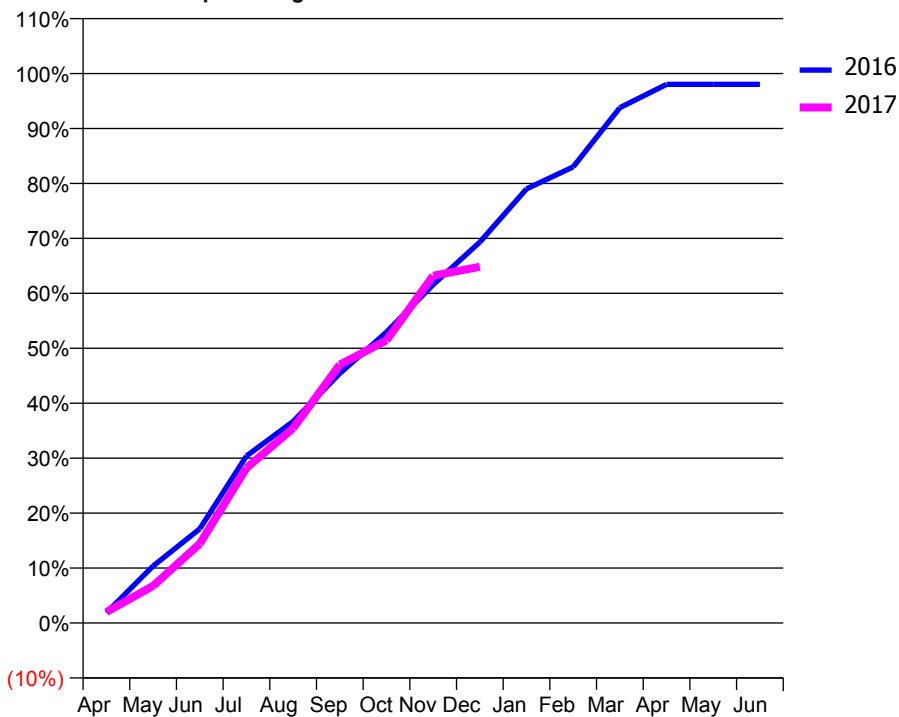
ACCESS*

Patients seen in 24 months	Total	Change since previous quarter
Quarter ending December 2015	369	
Quarter ending March 2016	366	→
Quarter ending June 2016	354	↓
Quarter ending September 2016	348	↓
Quarter ending December 2016	351	→
Variance since December 2015	(4.9%)	↓



ACTIVITY

Cumulative percentage of contracted UDA delivered 2016 & 2017



Month	Adjusted Scheduled Activity (UDA)	
	2016	2017
April	15	16
May	83	54
June	137	115
July	243	226
August	293	284
September	364	376
October	424	411
November	493	506
December	555	519
January	632	
February	664	
March	750	
April	784	
May	784	
June	784	

QUALITY

	Quantity	Base Number	Contract	AT	Region	England
% of FP17s for the same patient ID Re-attending within 3 months - Children	22	383	5.7%	10.3%	11.9%	12.4%
% of FP17s for the same patient ID Re-attending within 3 months - Adults	3	29	10.3%	15.1%	16.5%	16.6%
% of FP17s for the same patient ID Re-attending between 3 & 9 months - Children	282	383	73.6%	60.7%	60.2%	57.5%
% of FP17s for the same patient ID Re-attending between 3 & 9 months - Adults	17	29	58.6%	52.7%	52.0%	50.4%
% of FP17s for Band 1 Urgent Courses	8	388	2.1%	9.5%	9.5%	9.1%
% of FP17s Relating to Free Repair or Replacements	0	388	0.0%	0.7%	0.7%	0.8%
% of FP17s Relating to Continuations	0	388	0.0%	1.3%	1.2%	1.3%
% of Patients satisfied with the dentistry they have received	2	2	N/A	92.6%	92.9%	92.7%
% of Patients satisfied with the time they had to wait for an appointment	2	2	N/A	88.0%	88.8%	88.8%

* This is based on patients treated on this contract for their most recent course of treatment. Figures in italics indicate the base number of FP17s or Patient Questionnaire responses are less than 100. N/A is shown where the base number of responses is less than 10 during the period. % is calculated as Quantity/Base number*100

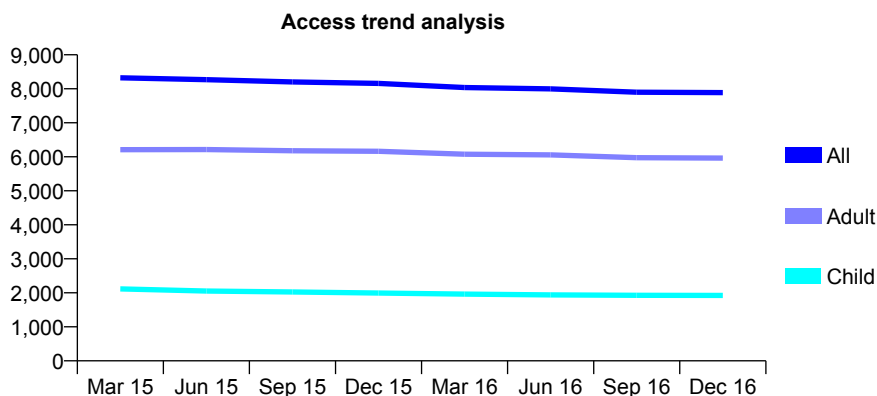
Q70 - Vital Signs At a Glance Contract Report for 199230/0001 - December 2016

Name or company name	Olivers Battery Dental Surgery
Contract type name	GDS Contract
Purpose of contract	General
Contract start date	01/04/2013
Contract end date	

16/17 Contracted general activity (UDA)	22,752
Carry forward general activity (UDA)	0
16/17 Contracted orthodontic activity (UOA)	0
Carry forward orthodontic activity (UOA)	0
Baseline contract value	£754,591.24

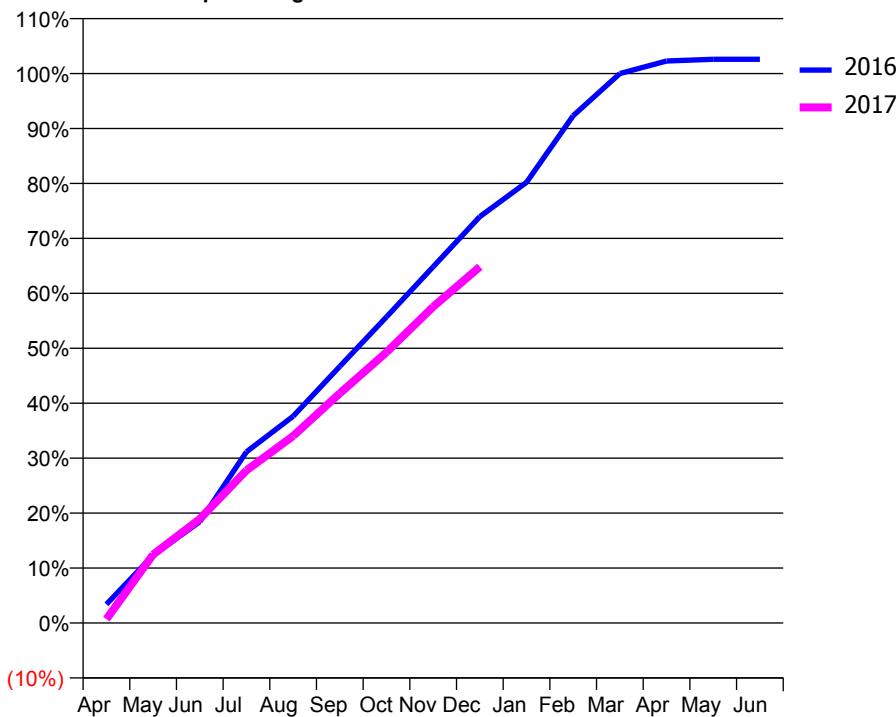
ACCESS*

Patients seen in 24 months	Total	Change since previous quarter
Quarter ending December 2015	8,158	
Quarter ending March 2016	8,039	↓
Quarter ending June 2016	7,997	→
Quarter ending September 2016	7,900	↓
Quarter ending December 2016	7,888	→
Variance since December 2015	(3.3%)	↓



ACTIVITY

Cumulative percentage of contracted UDA delivered 2016 & 2017



Month	Adjusted Scheduled Activity (UDA)	
	2016	2017
April	777	163
May	2,806	2,834
June	4,193	4,309
July	7,087	6,317
August	8,559	7,743
September	10,627	9,512
October	12,672	11,212
November	14,749	13,091
December	16,827	14,751
January	18,244	
February	21,004	
March	22,752	
April	23,268	
May	23,340	
June	23,339	

QUALITY

	Quantity	Base Number	Contract	AT	Region	England
% of FP17s for the same patient ID Re-attending within 3 months - Children	130	2,357	5.5%	10.3%	11.9%	12.4%
% of FP17s for the same patient ID Re-attending within 3 months - Adults	927	6,052	15.3%	15.1%	16.5%	16.6%
% of FP17s for the same patient ID Re-attending between 3 & 9 months - Children	1,687	2,357	71.6%	60.7%	60.2%	57.5%
% of FP17s for the same patient ID Re-attending between 3 & 9 months - Adults	2,216	6,052	36.6%	52.7%	52.0%	50.4%
% of FP17s for Band 1 Urgent Courses	1,074	8,070	13.3%	9.5%	9.5%	9.1%
% of FP17s Relating to Free Repair or Replacements	32	8,070	0.4%	0.7%	0.7%	0.8%
% of FP17s Relating to Continuations	16	8,070	0.2%	1.3%	1.2%	1.3%
% of Patients satisfied with the dentistry they have received	4	4	N/A	92.6%	92.9%	92.7%
% of Patients satisfied with the time they had to wait for an appointment	4	4	N/A	88.0%	88.8%	88.8%

* This is based on patients treated on this contract for their most recent course of treatment. Figures in italics indicate the base number of FP17s or Patient Questionnaire responses are less than 100. N/A is shown where the base number of responses is less than 10 during the period. % is calculated as Quantity/Base number*100

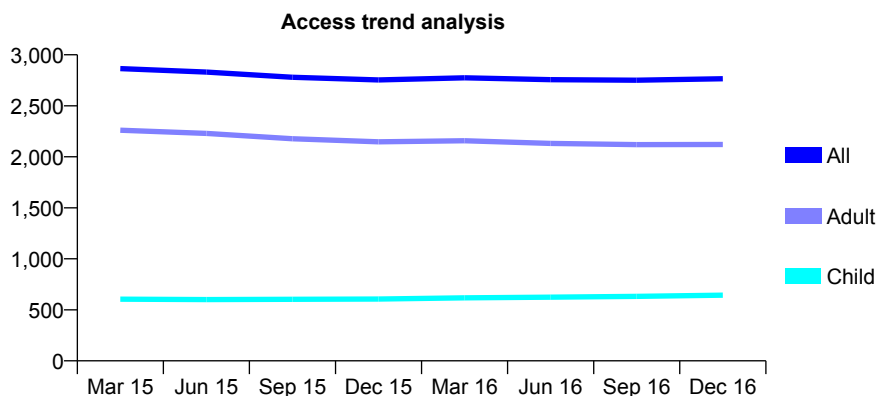
Q70 - Vital Signs At a Glance Contract Report for 199338/0001 - December 2016

Name or company name	The Partnership of Spring Road Dental
Contract type name	GDS Contract
Purpose of contract	General
Contract start date	01/07/2012
Contract end date	

16/17 Contracted general activity (UDA)	10,000
Carry forward general activity (UDA)	-5
16/17 Contracted orthodontic activity (UOA)	0
Carry forward orthodontic activity (UOA)	0
Baseline contract value	£215,489.80

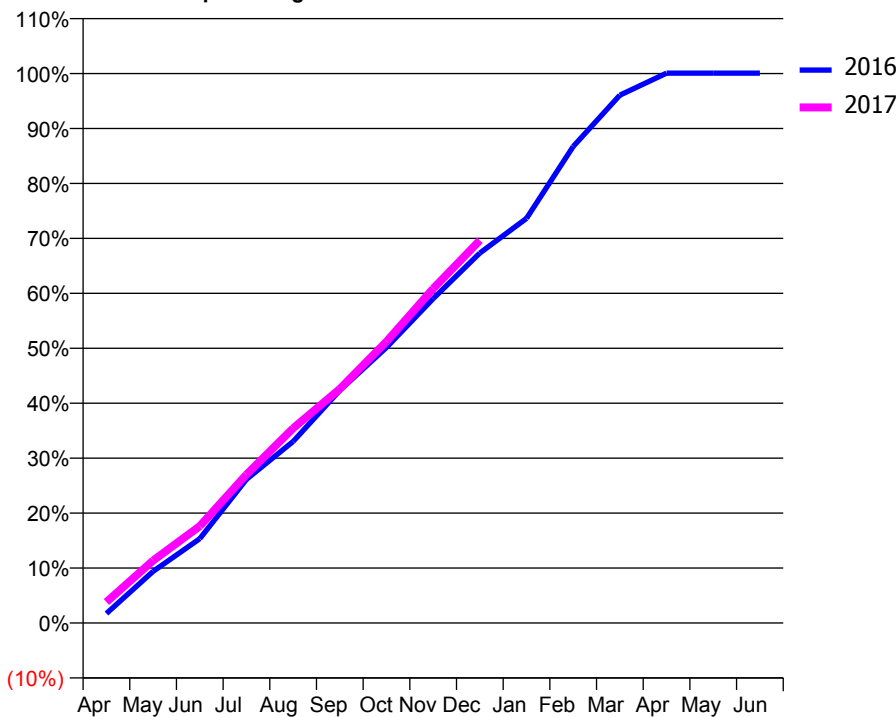
ACCESS*

Patients seen in 24 months	Total	Change since previous quarter
Quarter ending December 2015	2,753	
Quarter ending March 2016	2,775	→
Quarter ending June 2016	2,756	→
Quarter ending September 2016	2,751	→
Quarter ending December 2016	2,765	→
Variance since December 2015	0.4%	→



ACTIVITY

Cumulative percentage of contracted UDA delivered 2016 & 2017



Month	Adjusted Scheduled Activity (UDA)	
	2016	2017
April	174	383
May	940	1,136
June	1,535	1,762
July	2,616	2,702
August	3,304	3,545
September	4,233	4,260
October	5,016	5,121
November	5,902	6,086
December	6,732	6,962
January	7,364	
February	8,673	
March	9,607	
April	10,006	
May	10,006	
June	10,006	

QUALITY

	Quantity	Base Number	Contract	AT	Region	England
% of FP17s for the same patient ID Re-attending within 3 months - Children	33	780	4.2%	10.3%	11.9%	12.4%
% of FP17s for the same patient ID Re-attending within 3 months - Adults	370	2,885	12.8%	15.1%	16.5%	16.6%
% of FP17s for the same patient ID Re-attending between 3 & 9 months - Children	619	780	79.4%	60.7%	60.2%	57.5%
% of FP17s for the same patient ID Re-attending between 3 & 9 months - Adults	2,174	2,885	75.4%	52.7%	52.0%	50.4%
% of FP17s for Band 1 Urgent Courses	147	3,466	4.2%	9.5%	9.5%	9.1%
% of FP17s Relating to Free Repair or Replacements	41	3,466	1.2%	0.7%	0.7%	0.8%
% of FP17s Relating to Continuations	54	3,466	1.6%	1.3%	1.2%	1.3%
% of Patients satisfied with the dentistry they have received	7	7	N/A	92.6%	92.9%	92.7%
% of Patients satisfied with the time they had to wait for an appointment	7	7	N/A	88.0%	88.8%	88.8%

* This is based on patients treated on this contract for their most recent course of treatment. Figures in italics indicate the base number of FP17s or Patient Questionnaire responses are less than 100. N/A is shown where the base number of responses is less than 10 during the period. % is calculated as Quantity/Base number*100

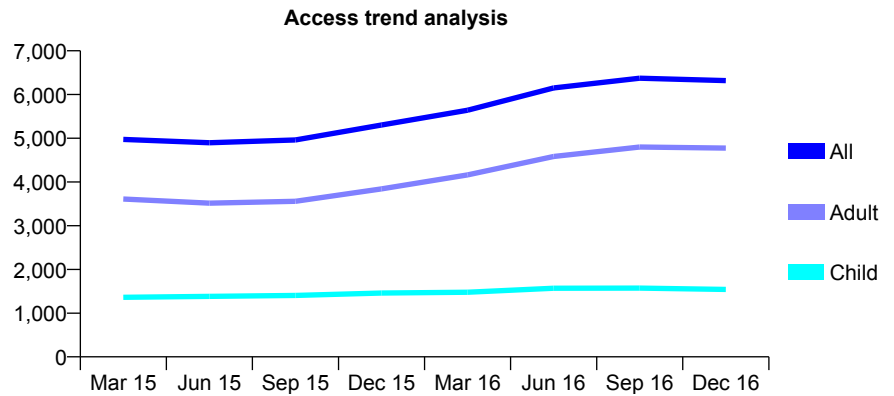
Q70 - Vital Signs At a Glance Contract Report for 199699/0001 - December 2016

Name or company name	Brighter Smile Dental Practice
Contract type name	GDS Contract
Purpose of contract	General
Contract start date	01/05/2010
Contract end date	

16/17 Contracted general activity (UDA)	17,855
Carry forward general activity (UDA)	241
16/17 Contracted orthodontic activity (UOA)	0
Carry forward orthodontic activity (UOA)	0
Baseline contract value	£417,565.77

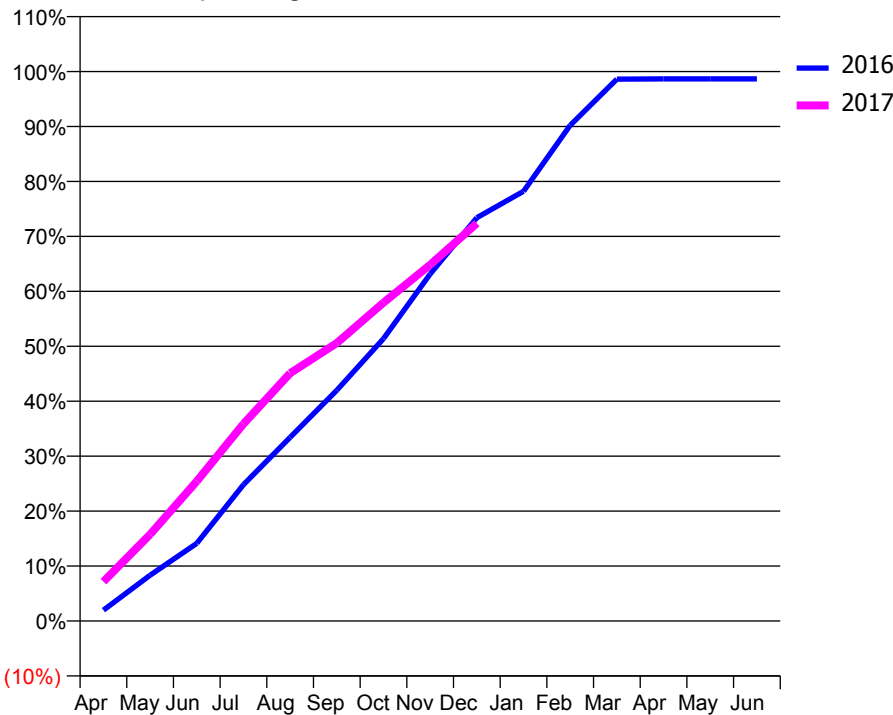
ACCESS*

Patients seen in 24 months	Total	Change since previous quarter
Quarter ending December 2015	5,303	
Quarter ending March 2016	5,641	↑
Quarter ending June 2016	6,151	↑
Quarter ending September 2016	6,373	↑
Quarter ending December 2016	6,318	→
Variance since December 2015	19.1%	↑



ACTIVITY

Cumulative percentage of contracted UDA delivered 2016 & 2017



Month	Adjusted Scheduled Activity (UDA)	
	2016	2017
April	353	1,280
May	1,488	2,815
June	2,524	4,544
July	4,431	6,406
August	5,967	8,054
September	7,497	9,033
October	9,177	10,343
November	11,278	11,577
December	13,106	12,923
January	13,964	
February	16,109	
March	17,608	
April	17,614	
May	17,614	
June	17,614	

QUALITY

	Quantity	Base Number	Contract	AT	Region	England
% of FP17s for the same patient ID Re-attending within 3 months - Children	79	1,711	4.6%	10.3%	11.9%	12.4%
% of FP17s for the same patient ID Re-attending within 3 months - Adults	336	4,531	7.4%	15.1%	16.5%	16.6%
% of FP17s for the same patient ID Re-attending between 3 & 9 months - Children	1,157	1,711	67.6%	60.7%	60.2%	57.5%
% of FP17s for the same patient ID Re-attending between 3 & 9 months - Adults	2,467	4,531	54.4%	52.7%	52.0%	50.4%
% of FP17s for Band 1 Urgent Courses	240	6,236	3.8%	9.5%	9.5%	9.1%
% of FP17s Relating to Free Repair or Replacements	10	6,236	0.2%	0.7%	0.7%	0.8%
% of FP17s Relating to Continuations	64	6,236	1.0%	1.3%	1.2%	1.3%
% of Patients satisfied with the dentistry they have received	3	3	N/A	92.6%	92.9%	92.7%
% of Patients satisfied with the time they had to wait for an appointment	3	3	N/A	88.0%	88.8%	88.8%

* This is based on patients treated on this contract for their most recent course of treatment. Figures in italics indicate the base number of FP17s or Patient Questionnaire responses are less than 100. N/A is shown where the base number of responses is less than 10 during the period. % is calculated as Quantity/Base number*100

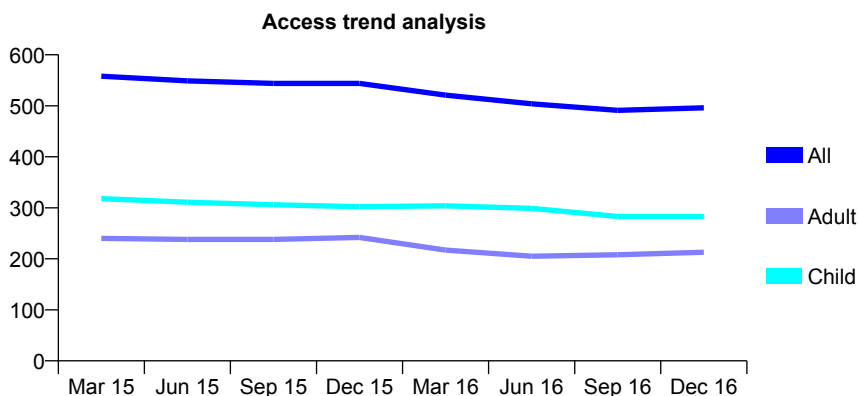
Q70 - Vital Signs At a Glance Contract Report for 199842/0001 - December 2016

Name or company name	Dr F Asghari
Contract type name	GDS Contract
Purpose of contract	General
Contract start date	17/01/2009
Contract end date	

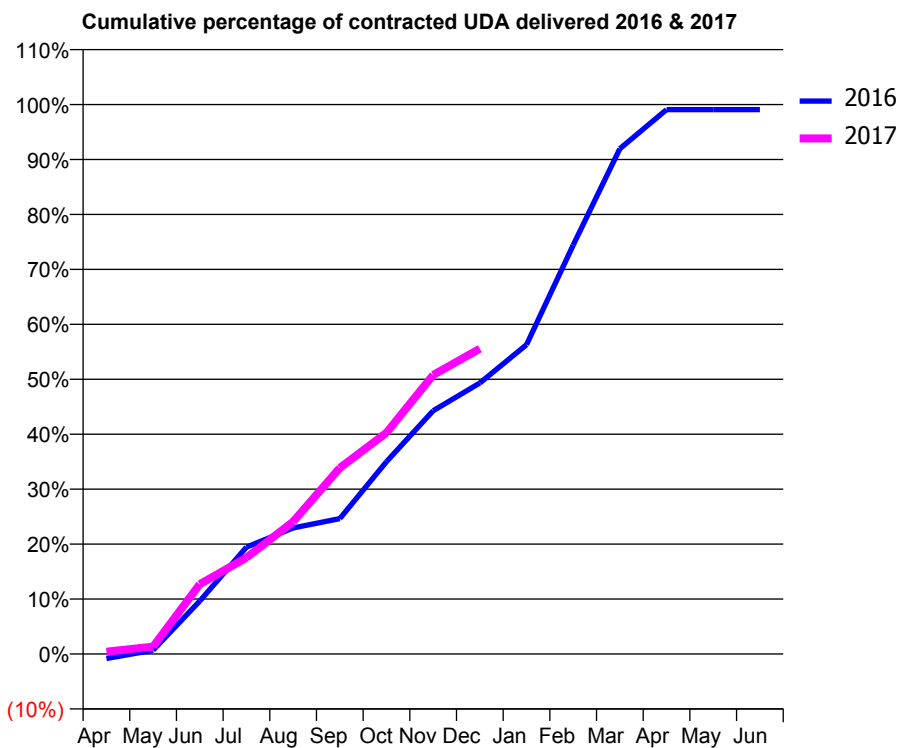
16/17 Contracted general activity (UDA)	1,533
Carry forward general activity (UDA)	14
16/17 Contracted orthodontic activity (UOA)	0
Carry forward orthodontic activity (UOA)	0
Baseline contract value	£32,815.31

ACCESS*

Patients seen in 24 months	Total	Change since previous quarter
Quarter ending December 2015	544	
Quarter ending March 2016	521	↓
Quarter ending June 2016	504	↓
Quarter ending September 2016	491	↓
Quarter ending December 2016	496	→
Variance since December 2015	(8.8%)	↓



ACTIVITY



Month	Adjusted Scheduled Activity (UDA)	
	2016	2017
April	-13	7
May	11	21
June	148	195
July	298	269
August	352	369
September	378	519
October	537	617
November	679	779
December	756	852
January	863	
February	1,141	
March	1,410	
April	1,519	
May	1,519	
June	1,519	

QUALITY

	Quantity	Base Number	Contract	AT	Region	England
% of FP17s for the same patient ID Re-attending within 3 months - Children	14	315	4.4%	10.3%	11.9%	12.4%
% of FP17s for the same patient ID Re-attending within 3 months - Adults	7	124	5.6%	15.1%	16.5%	16.6%
% of FP17s for the same patient ID Re-attending between 3 & 9 months - Children	235	315	74.6%	60.7%	60.2%	57.5%
% of FP17s for the same patient ID Re-attending between 3 & 9 months - Adults	65	124	52.4%	52.7%	52.0%	50.4%
% of FP17s for Band 1 Urgent Courses	18	395	4.6%	9.5%	9.5%	9.1%
% of FP17s Relating to Free Repair or Replacements	0	395	0.0%	0.7%	0.7%	0.8%
% of FP17s Relating to Continuations	1	395	0.3%	1.3%	1.2%	1.3%
% of Patients satisfied with the dentistry they have received	1	1	N/A	92.6%	92.9%	92.7%
% of Patients satisfied with the time they had to wait for an appointment	1	1	N/A	88.0%	88.8%	88.8%

* This is based on patients treated on this contract for their most recent course of treatment. Figures in italics indicate the base number of FP17s or Patient Questionnaire responses are less than 100. N/A is shown where the base number of responses is less than 10 during the period. % is calculated as Quantity/Base number*100

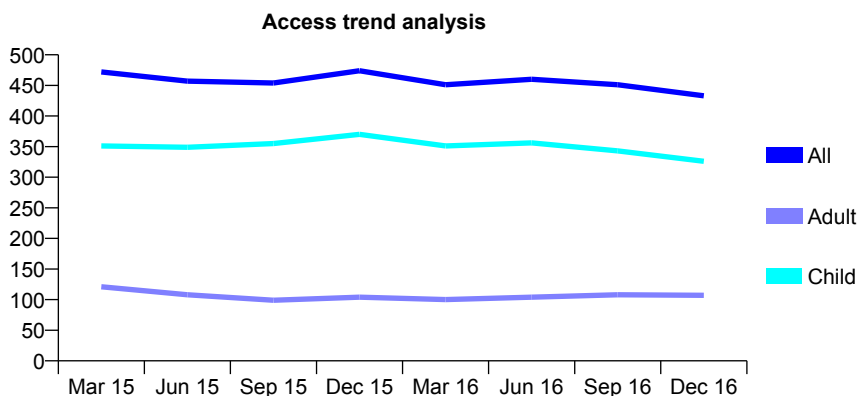
Q70 - Vital Signs At a Glance Contract Report for 210420/0001 - December 2016

Name or company name	Poundbury Dental Practice
Contract type name	GDS Contract
Purpose of contract	General
Contract start date	01/04/2006
Contract end date	

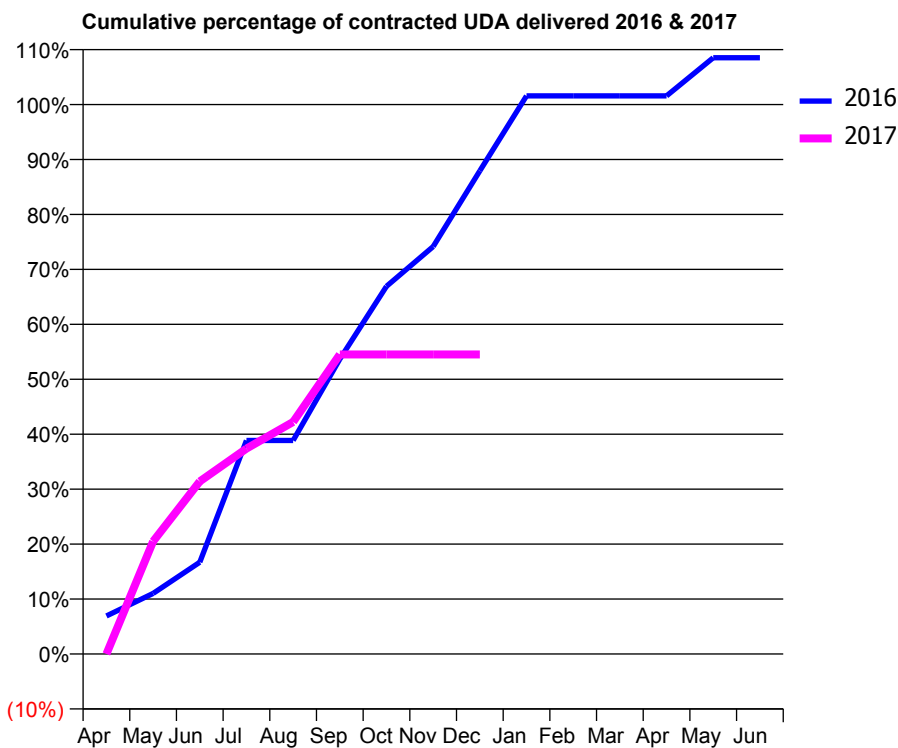
16/17 Contracted general activity (UDA)	952
Carry forward general activity (UDA)	0
16/17 Contracted orthodontic activity (UOA)	0
Carry forward orthodontic activity (UOA)	0
Baseline contract value	£22,279.00

ACCESS*

Patients seen in 24 months	Total	Change since previous quarter
Quarter ending December 2015	474	
Quarter ending March 2016	451	↓
Quarter ending June 2016	460	→
Quarter ending September 2016	451	↓
Quarter ending December 2016	433	↓
Variance since December 2015	(8.6%)	↓



ACTIVITY



Month	Adjusted Scheduled Activity (UDA)	
	2016	2017
April	66	0
May	105	195
June	159	299
July	370	356
August	370	402
September	511	519
October	637	519
November	706	519
December	837	519
January	967	
February	967	
March	967	
April	967	
May	1,033	
June	1,033	

QUALITY

	Quantity	Base Number	Contract	AT	Region	England
% of FP17s for the same patient ID Re-attending within 3 months - Children	18	374	4.8%	10.3%	11.9%	12.4%
% of FP17s for the same patient ID Re-attending within 3 months - Adults	4	61	6.6%	15.1%	16.5%	16.6%
% of FP17s for the same patient ID Re-attending between 3 & 9 months - Children	278	374	74.3%	60.7%	60.2%	57.5%
% of FP17s for the same patient ID Re-attending between 3 & 9 months - Adults	31	61	50.8%	52.7%	52.0%	50.4%
% of FP17s for Band 1 Urgent Courses	0	383	0.0%	9.5%	9.5%	9.1%
% of FP17s Relating to Free Repair or Replacements	0	383	0.0%	0.7%	0.7%	0.8%
% of FP17s Relating to Continuations	3	383	0.8%	1.3%	1.2%	1.3%
% of Patients satisfied with the dentistry they have received	0	0	N/A	92.6%	92.9%	92.7%
% of Patients satisfied with the time they had to wait for an appointment	0	0	N/A	88.0%	88.8%	88.8%

* This is based on patients treated on this contract for their most recent course of treatment. Figures in italics indicate the base number of FP17s or Patient Questionnaire responses are less than 100. N/A is shown where the base number of responses is less than 10 during the period. % is calculated as Quantity/Base number*100

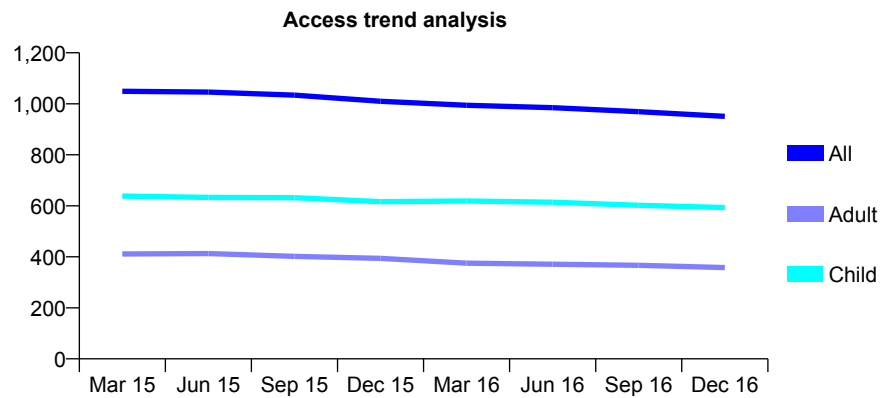
Q70 - Vital Signs At a Glance Contract Report for 213195/0001 - December 2016

Name or company name	MR RH BOND
Contract type name	GDS Contract
Purpose of contract	General
Contract start date	01/04/2006
Contract end date	

16/17 Contracted general activity (UDA)	1,913
Carry forward general activity (UDA)	1
16/17 Contracted orthodontic activity (UOA)	0
Carry forward orthodontic activity (UOA)	0
Baseline contract value	£41,571.61

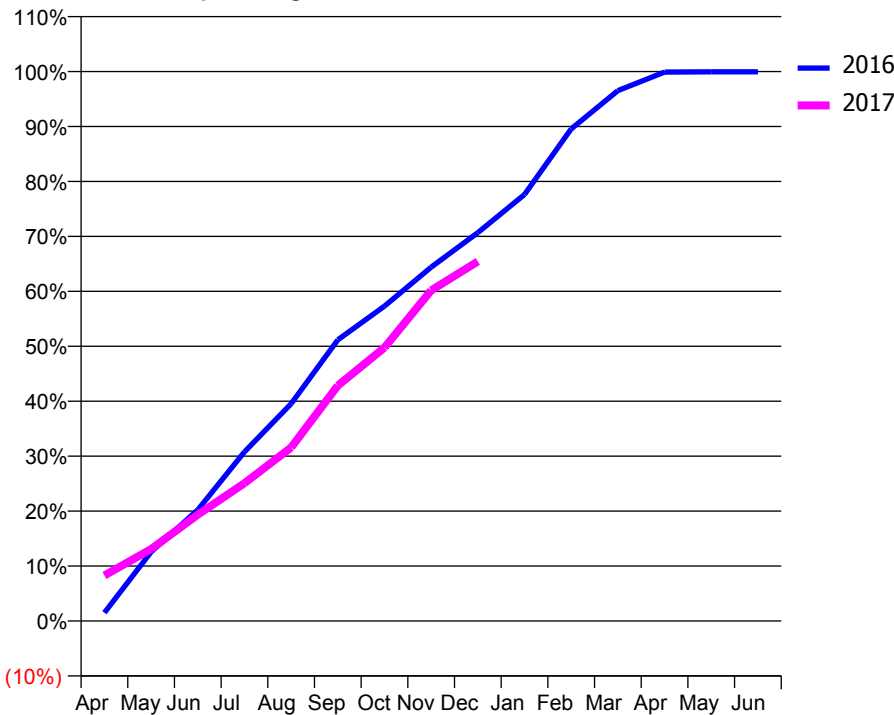
ACCESS*

Patients seen in 24 months	Total	Change since previous quarter
Quarter ending December 2015	1,010	
Quarter ending March 2016	994	↓
Quarter ending June 2016	985	→
Quarter ending September 2016	969	↓
Quarter ending December 2016	951	↓
Variance since December 2015	(5.8%)	↓



ACTIVITY

Cumulative percentage of contracted UDA delivered 2016 & 2017



Month	Adjusted Scheduled Activity (UDA)	
	2016	2017
April	29	158
May	241	251
June	387	370
July	589	480
August	757	604
September	979	820
October	1,096	952
November	1,232	1,151
December	1,352	1,252
January	1,485	
February	1,713	
March	1,847	
April	1,911	
May	1,912	
June	1,912	

QUALITY

	Quantity	Base Number	Contract	AT	Region	England
% of FP17s for the same patient ID Re-attending within 3 months - Children	38	758	5.0%	10.3%	11.9%	12.4%
% of FP17s for the same patient ID Re-attending within 3 months - Adults	35	258	13.6%	15.1%	16.5%	16.6%
% of FP17s for the same patient ID Re-attending between 3 & 9 months - Children	577	758	76.1%	60.7%	60.2%	57.5%
% of FP17s for the same patient ID Re-attending between 3 & 9 months - Adults	142	258	55.0%	52.7%	52.0%	50.4%
% of FP17s for Band 1 Urgent Courses	25	955	2.6%	9.5%	9.5%	9.1%
% of FP17s Relating to Free Repair or Replacements	0	955	0.0%	0.7%	0.7%	0.8%
% of FP17s Relating to Continuations	0	955	0.0%	1.3%	1.2%	1.3%
% of Patients satisfied with the dentistry they have received	0	0	N/A	92.6%	92.9%	92.7%
% of Patients satisfied with the time they had to wait for an appointment	0	0	N/A	88.0%	88.8%	88.8%

* This is based on patients treated on this contract for their most recent course of treatment. Figures in italics indicate the base number of FP17s or Patient Questionnaire responses are less than 100. N/A is shown where the base number of responses is less than 10 during the period. % is calculated as Quantity/Base number*100

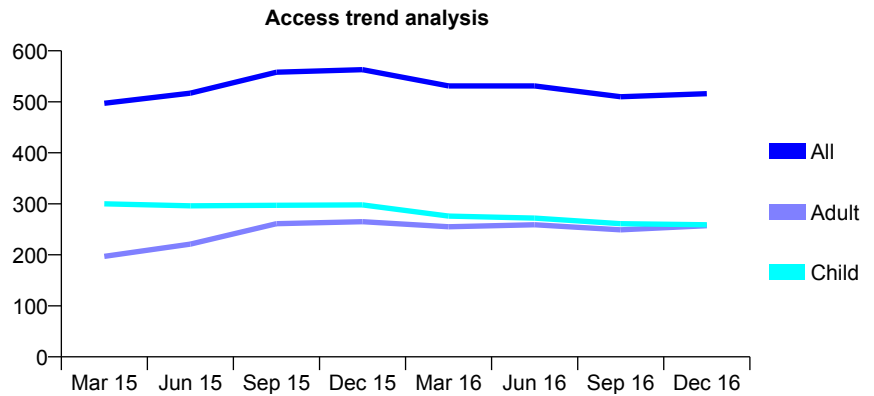
Q70 - Vital Signs At a Glance Contract Report for 215066/0001 - December 2016

Name or company name	MR AM SIMMONS
Contract type name	GDS Contract
Purpose of contract	General and Orthodontic
Contract start date	01/04/2006
Contract end date	

16/17 Contracted general activity (UDA)	1,000
Carry forward general activity (UDA)	0
16/17 Contracted orthodontic activity (UOA)	368
Carry forward orthodontic activity (UOA)	0
Baseline contract value	£50,251.00

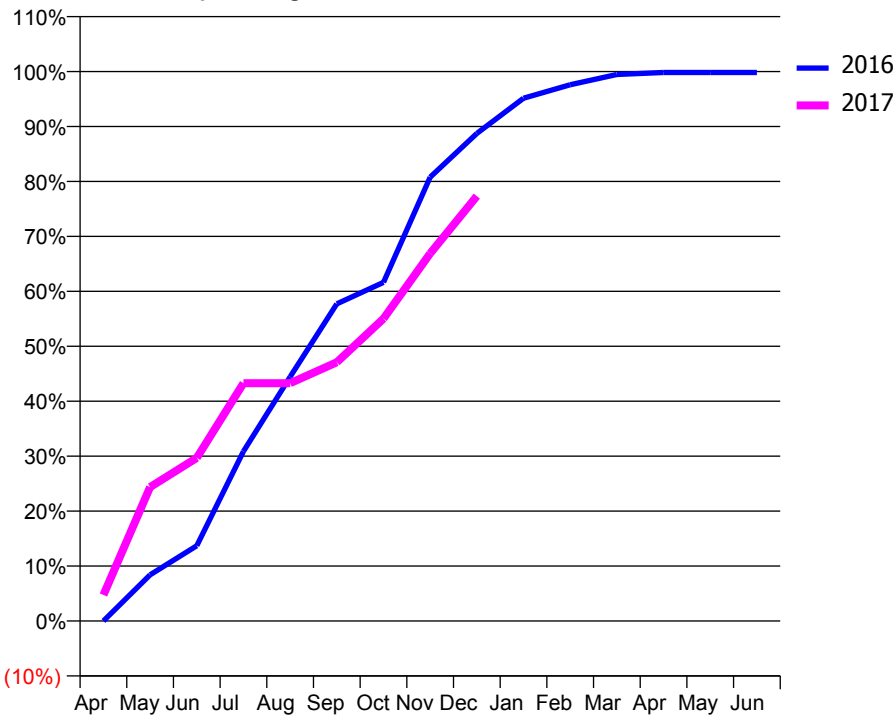
ACCESS*

Patients seen in 24 months	Total	Change since previous quarter
Quarter ending December 2015	563	
Quarter ending March 2016	531	↓
Quarter ending June 2016	531	→
Quarter ending September 2016	510	↓
Quarter ending December 2016	516	→
Variance since December 2015	(8.3%)	↓



ACTIVITY

Cumulative percentage of contracted UDA delivered 2016 & 2017



Month	Adjusted Scheduled Activity (UDA)	
	2016	2017
April	0	47
May	84	244
June	137	297
July	309	433
August	444	433
September	577	471
October	616	550
November	808	669
December	887	773
January	951	
February	976	
March	995	
April	998	
May	998	
June	998	

QUALITY

	Quantity	Base Number	Contract	AT	Region	England
% of FP17s for the same patient ID Re-attending within 3 months - Children	14	309	4.5%	10.3%	11.9%	12.4%
% of FP17s for the same patient ID Re-attending within 3 months - Adults	18	231	7.8%	15.1%	16.5%	16.6%
% of FP17s for the same patient ID Re-attending between 3 & 9 months - Children	175	309	56.6%	60.7%	60.2%	57.5%
% of FP17s for the same patient ID Re-attending between 3 & 9 months - Adults	139	231	60.2%	52.7%	52.0%	50.4%
% of FP17s for Band 1 Urgent Courses	21	516	4.1%	9.5%	9.5%	9.1%
% of FP17s Relating to Free Repair or Replacements	0	516	0.0%	0.7%	0.7%	0.8%
% of FP17s Relating to Continuations	0	516	0.0%	1.3%	1.2%	1.3%
% of Patients satisfied with the dentistry they have received	1	1	N/A	92.6%	92.9%	92.7%
% of Patients satisfied with the time they had to wait for an appointment	1	1	N/A	88.0%	88.8%	88.8%

* This is based on patients treated on this contract for their most recent course of treatment. Figures in italics indicate the base number of FP17s or Patient Questionnaire responses are less than 100. N/A is shown where the base number of responses is less than 10 during the period. % is calculated as Quantity/Base number*100

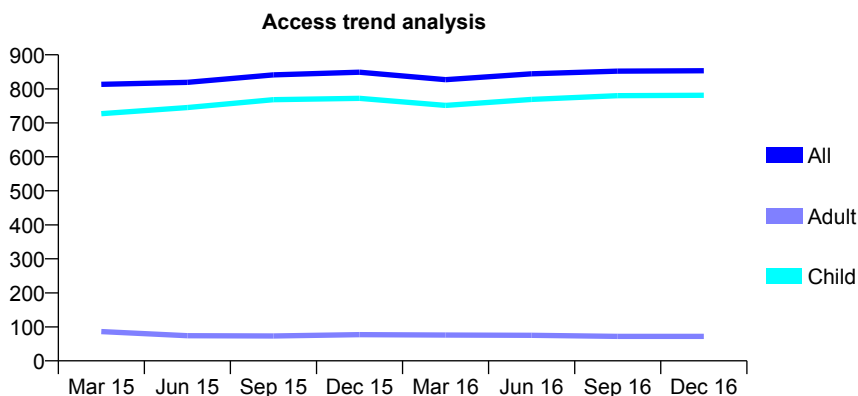
Q70 - Vital Signs At a Glance Contract Report for 215767/0001 - December 2016

Name or company name	The Beech Dental Partnership
Contract type name	GDS Contract
Purpose of contract	General
Contract start date	01/04/2006
Contract end date	

16/17 Contracted general activity (UDA)	1,620
Carry forward general activity (UDA)	0
16/17 Contracted orthodontic activity (UOA)	0
Carry forward orthodontic activity (UOA)	0
Baseline contract value	£40,739.17

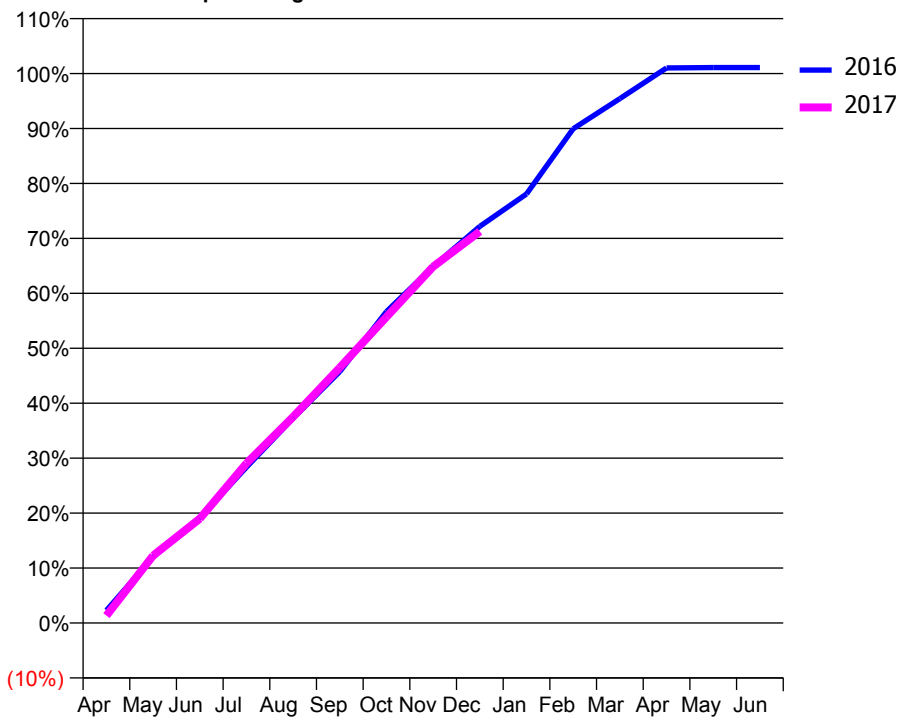
ACCESS*

Patients seen in 24 months	Total	Change since previous quarter
Quarter ending December 2015	849	
Quarter ending March 2016	827	↓
Quarter ending June 2016	844	↑
Quarter ending September 2016	852	→
Quarter ending December 2016	853	→
Variance since December 2015	0.5%	→



ACTIVITY

Cumulative percentage of contracted UDA delivered 2016 & 2017



Month	Adjusted Scheduled Activity (UDA)	
	2016	2017
April	37	22
May	195	199
June	310	308
July	459	471
August	604	608
September	741	753
October	918	903
November	1,051	1,051
December	1,169	1,154
January	1,265	
February	1,457	
March	1,546	
April	1,636	
May	1,637	
June	1,637	

QUALITY

	Quantity	Base Number	Contract	AT	Region	England
% of FP17s for the same patient ID Re-attending within 3 months - Children	62	960	6.5%	10.3%	11.9%	12.4%
% of FP17s for the same patient ID Re-attending within 3 months - Adults	3	34	8.8%	15.1%	16.5%	16.6%
% of FP17s for the same patient ID Re-attending between 3 & 9 months - Children	684	960	71.3%	60.7%	60.2%	57.5%
% of FP17s for the same patient ID Re-attending between 3 & 9 months - Adults	27	34	79.4%	52.7%	52.0%	50.4%
% of FP17s for Band 1 Urgent Courses	32	919	3.5%	9.5%	9.5%	9.1%
% of FP17s Relating to Free Repair or Replacements	0	919	0.0%	0.7%	0.7%	0.8%
% of FP17s Relating to Continuations	14	919	1.5%	1.3%	1.2%	1.3%
% of Patients satisfied with the dentistry they have received	1	1	N/A	92.6%	92.9%	92.7%
% of Patients satisfied with the time they had to wait for an appointment	1	1	N/A	88.0%	88.8%	88.8%

* This is based on patients treated on this contract for their most recent course of treatment. Figures in italics indicate the base number of FP17s or Patient Questionnaire responses are less than 100. N/A is shown where the base number of responses is less than 10 during the period. % is calculated as Quantity/Base number*100

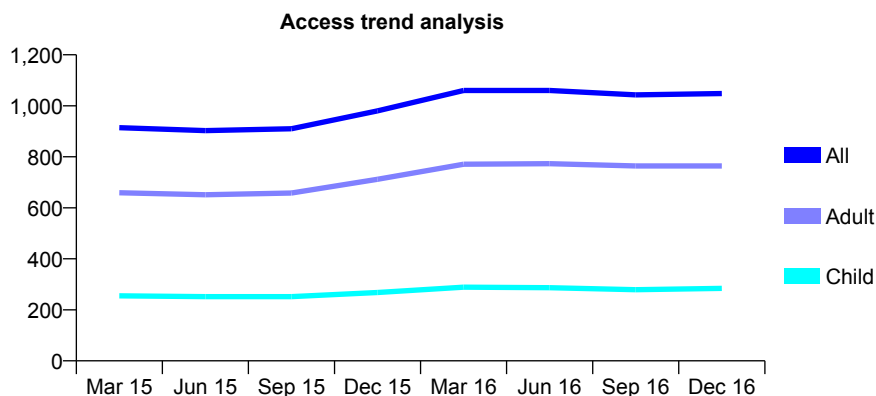
Q70 - Vital Signs At a Glance Contract Report for 215872/0002 - December 2016

Name or company name	Oakdene Dental Partnership
Contract type name	GDS Contract
Purpose of contract	General
Contract start date	01/04/2006
Contract end date	

16/17 Contracted general activity (UDA)	3,235
Carry forward general activity (UDA)	1
16/17 Contracted orthodontic activity (UOA)	0
Carry forward orthodontic activity (UOA)	0
Baseline contract value	£79,308.27

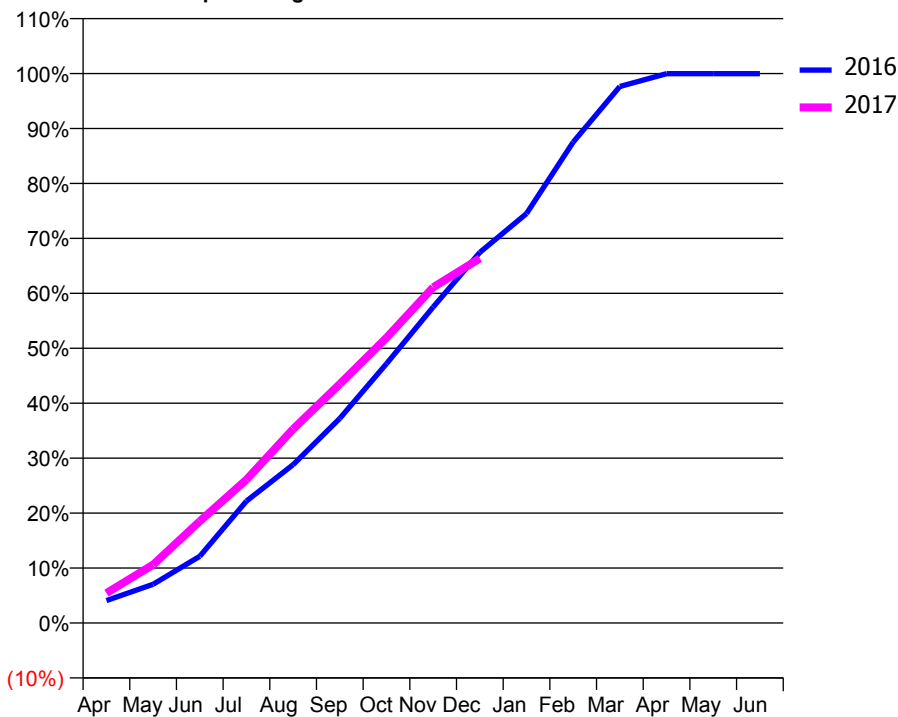
ACCESS*

Patients seen in 24 months	Total	Change since previous quarter
Quarter ending December 2015	980	
Quarter ending March 2016	1,060	↑
Quarter ending June 2016	1,060	→
Quarter ending September 2016	1,043	↓
Quarter ending December 2016	1,048	→
Variance since December 2015	6.9%	↑



ACTIVITY

Cumulative percentage of contracted UDA delivered 2016 & 2017



Month	Adjusted Scheduled Activity (UDA)	
	2016	2017
April	132	176
May	228	343
June	393	599
July	718	844
August	932	1,142
September	1,205	1,407
October	1,527	1,679
November	1,860	1,977
December	2,182	2,147
January	2,411	
February	2,831	
March	3,159	
April	3,234	
May	3,234	
June	3,234	

QUALITY

	Quantity	Base Number	Contract	AT	Region	England
% of FP17s for the same patient ID Re-attending within 3 months - Children	24	307	7.8%	10.3%	11.9%	12.4%
% of FP17s for the same patient ID Re-attending within 3 months - Adults	99	859	11.5%	15.1%	16.5%	16.6%
% of FP17s for the same patient ID Re-attending between 3 & 9 months - Children	233	307	75.9%	60.7%	60.2%	57.5%
% of FP17s for the same patient ID Re-attending between 3 & 9 months - Adults	675	859	78.6%	52.7%	52.0%	50.4%
% of FP17s for Band 1 Urgent Courses	79	1,111	7.1%	9.5%	9.5%	9.1%
% of FP17s Relating to Free Repair or Replacements	0	1,111	0.0%	0.7%	0.7%	0.8%
% of FP17s Relating to Continuations	10	1,111	0.9%	1.3%	1.2%	1.3%
% of Patients satisfied with the dentistry they have received	0	0	N/A	92.6%	92.9%	92.7%
% of Patients satisfied with the time they had to wait for an appointment	0	0	N/A	88.0%	88.8%	88.8%

* This is based on patients treated on this contract for their most recent course of treatment. Figures in italics indicate the base number of FP17s or Patient Questionnaire responses are less than 100. N/A is shown where the base number of responses is less than 10 during the period. % is calculated as Quantity/Base number*100

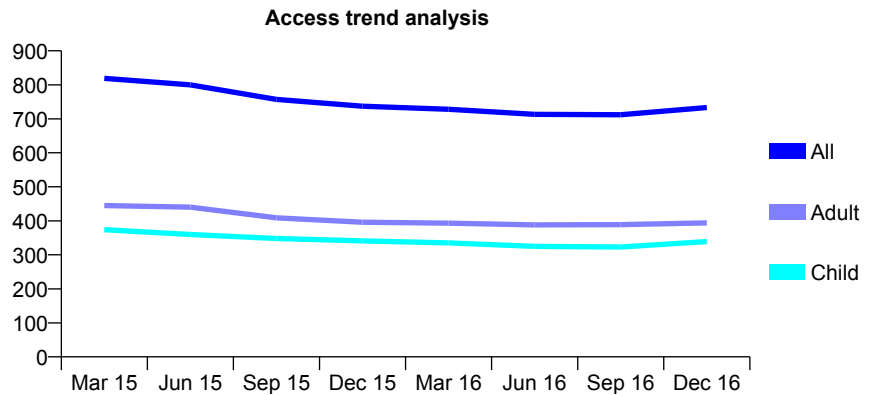
Q70 - Vital Signs At a Glance Contract Report for 215872/0003 - December 2016

Name or company name	MR AL GIRLING
Contract type name	GDS Contract
Purpose of contract	General and Orthodontic
Contract start date	01/04/2006
Contract end date	

16/17 Contracted general activity (UDA)	1,849
Carry forward general activity (UDA)	23
16/17 Contracted orthodontic activity (UOA)	154
Carry forward orthodontic activity (UOA)	0
Baseline contract value	£56,179.63

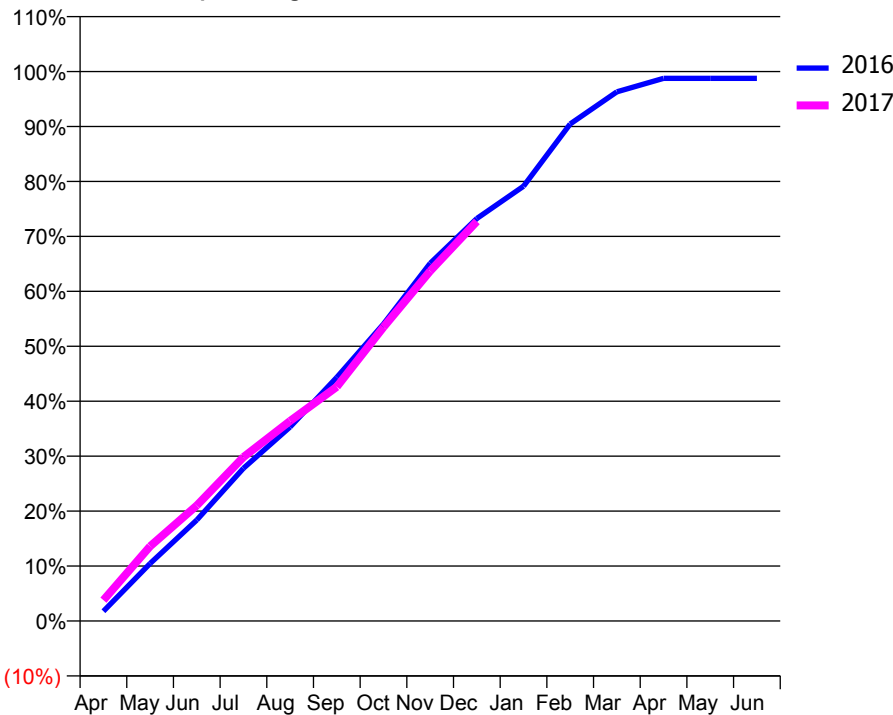
ACCESS*

Patients seen in 24 months	Total	Change since previous quarter
Quarter ending December 2015	737	
Quarter ending March 2016	728	↓
Quarter ending June 2016	713	↓
Quarter ending September 2016	712	→
Quarter ending December 2016	733	↑
Variance since December 2015	(0.5%)	→



ACTIVITY

Cumulative percentage of contracted UDA delivered 2016 & 2017



Month	Adjusted Scheduled Activity (UDA)	
	2016	2017
April	33	70
May	193	252
June	340	389
July	514	552
August	653	673
September	820	788
October	999	989
November	1,204	1,178
December	1,354	1,344
January	1,463	
February	1,672	
March	1,781	
April	1,826	
May	1,826	
June	1,826	

QUALITY

	Quantity	Base Number	Contract	AT	Region	England
% of FP17s for the same patient ID Re-attending within 3 months - Children	41	419	9.8%	10.3%	11.9%	12.4%
% of FP17s for the same patient ID Re-attending within 3 months - Adults	64	395	16.2%	15.1%	16.5%	16.6%
% of FP17s for the same patient ID Re-attending between 3 & 9 months - Children	262	419	62.5%	60.7%	60.2%	57.5%
% of FP17s for the same patient ID Re-attending between 3 & 9 months - Adults	224	395	56.7%	52.7%	52.0%	50.4%
% of FP17s for Band 1 Urgent Courses	52	764	6.8%	9.5%	9.5%	9.1%
% of FP17s Relating to Free Repair or Replacements	1	764	0.1%	0.7%	0.7%	0.8%
% of FP17s Relating to Continuations	0	764	0.0%	1.3%	1.2%	1.3%
% of Patients satisfied with the dentistry they have received	0	0	N/A	92.6%	92.9%	92.7%
% of Patients satisfied with the time they had to wait for an appointment	0	0	N/A	88.0%	88.8%	88.8%

* This is based on patients treated on this contract for their most recent course of treatment. Figures in italics indicate the base number of FP17s or Patient Questionnaire responses are less than 100. N/A is shown where the base number of responses is less than 10 during the period. % is calculated as Quantity/Base number*100

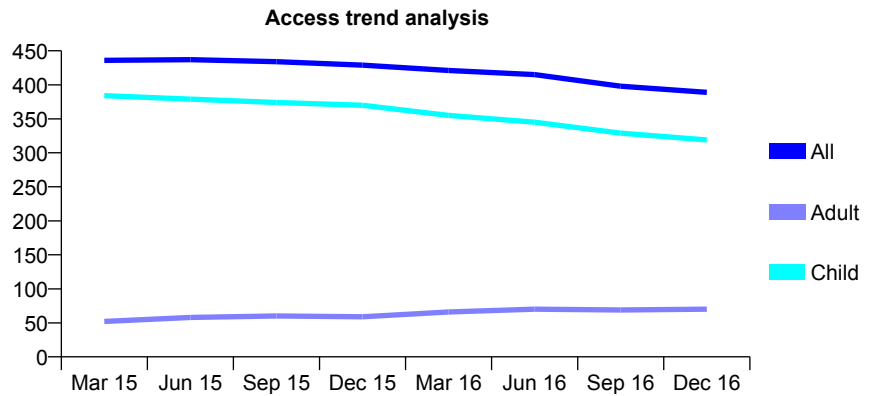
Q70 - Vital Signs At a Glance Contract Report for 218898/0001 - December 2016

Name or company name	MR PJ HENNING
Contract type name	GDS Contract
Purpose of contract	General
Contract start date	01/04/2006
Contract end date	

16/17 Contracted general activity (UDA)	680
Carry forward general activity (UDA)	0
16/17 Contracted orthodontic activity (UOA)	0
Carry forward orthodontic activity (UOA)	0
Baseline contract value	£15,905.46

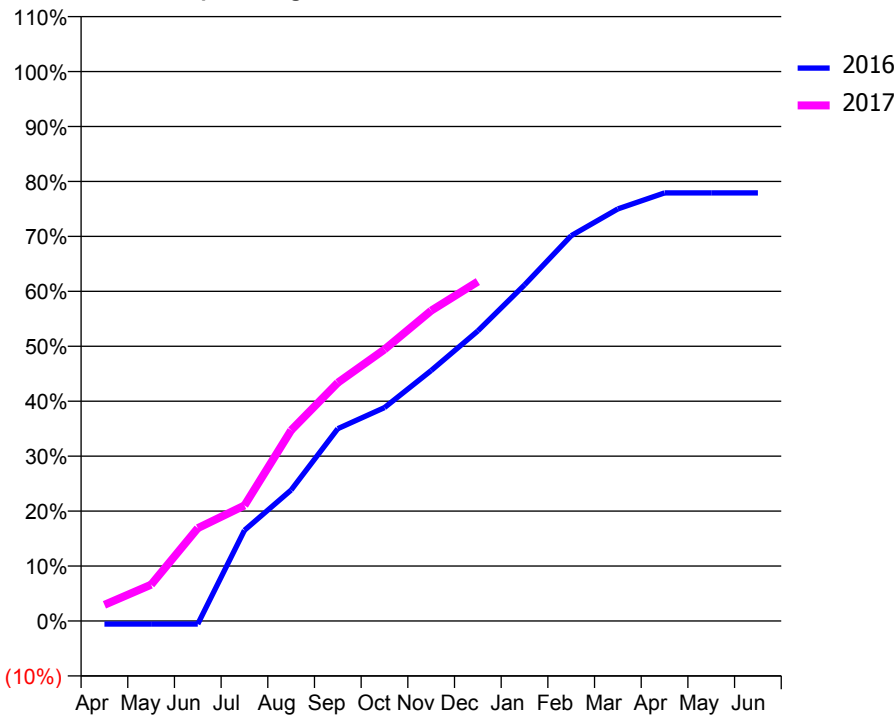
ACCESS*

Patients seen in 24 months	Total	Change since previous quarter
Quarter ending December 2015	429	
Quarter ending March 2016	421	↓
Quarter ending June 2016	415	↓
Quarter ending September 2016	398	↓
Quarter ending December 2016	389	↓
Variance since December 2015	(9.3%)	↓



ACTIVITY

Cumulative percentage of contracted UDA delivered 2016 & 2017



Month	Adjusted Scheduled Activity (UDA)	
	2016	2017
April	-5	20
May	-5	45
June	-5	115
July	142	143
August	205	236
September	301	295
October	334	336
November	392	384
December	454	420
January	526	
February	603	
March	645	
April	670	
May	670	
June	670	

QUALITY

	Quantity	Base Number	Contract	AT	Region	England
% of FP17s for the same patient ID Re-attending within 3 months - Children	18	344	5.2%	10.3%	11.9%	12.4%
% of FP17s for the same patient ID Re-attending within 3 months - Adults	2	17	11.8%	15.1%	16.5%	16.6%
% of FP17s for the same patient ID Re-attending between 3 & 9 months - Children	233	344	67.7%	60.7%	60.2%	57.5%
% of FP17s for the same patient ID Re-attending between 3 & 9 months - Adults	12	17	70.6%	52.7%	52.0%	50.4%
% of FP17s for Band 1 Urgent Courses	0	340	0.0%	9.5%	9.5%	9.1%
% of FP17s Relating to Free Repair or Replacements	0	340	0.0%	0.7%	0.7%	0.8%
% of FP17s Relating to Continuations	6	340	1.8%	1.3%	1.2%	1.3%
% of Patients satisfied with the dentistry they have received	0	0	N/A	92.6%	92.9%	92.7%
% of Patients satisfied with the time they had to wait for an appointment	0	0	N/A	88.0%	88.8%	88.8%

* This is based on patients treated on this contract for their most recent course of treatment. Figures in italics indicate the base number of FP17s or Patient Questionnaire responses are less than 100. N/A is shown where the base number of responses is less than 10 during the period. % is calculated as Quantity/Base number*100

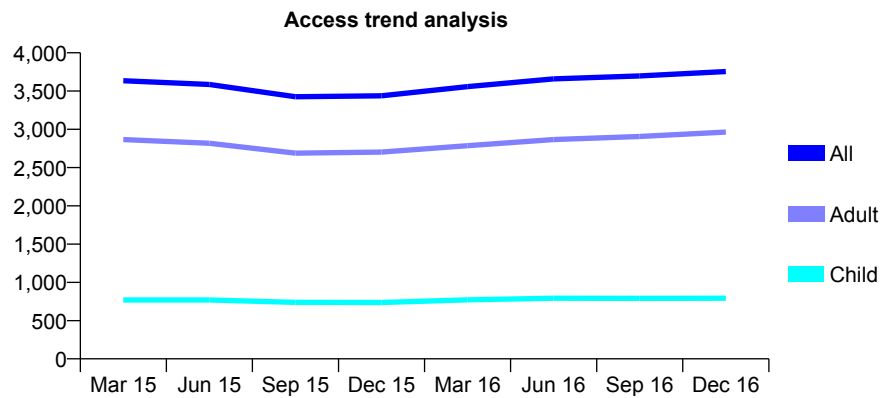
Q70 - Vital Signs At a Glance Contract Report for 219177/0001 - December 2016

Name or company name	MR PN LOCKYER
Contract type name	GDS Contract
Purpose of contract	General
Contract start date	01/04/2006
Contract end date	

16/17 Contracted general activity (UDA)	12,000
Carry forward general activity (UDA)	584
16/17 Contracted orthodontic activity (UOA)	0
Carry forward orthodontic activity (UOA)	0
Baseline contract value	£293,920.61

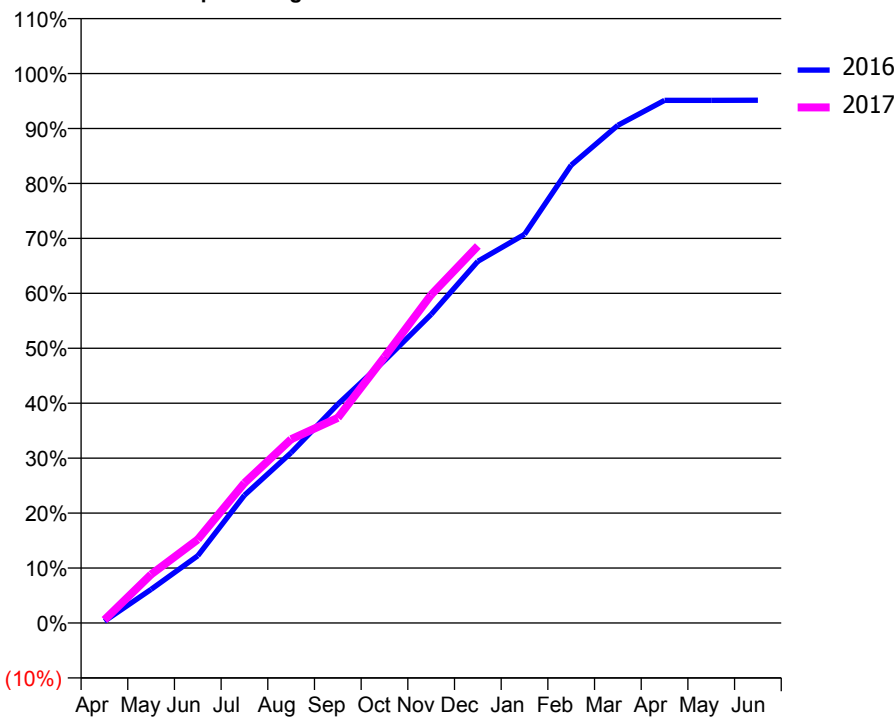
ACCESS*

Patients seen in 24 months	Total	Change since previous quarter
Quarter ending December 2015	3,438	
Quarter ending March 2016	3,558	↑
Quarter ending June 2016	3,659	↑
Quarter ending September 2016	3,698	→
Quarter ending December 2016	3,755	→
Variance since December 2015	9.2%	↑



ACTIVITY

Cumulative percentage of contracted UDA delivered 2016 & 2017



Month	Adjusted Scheduled Activity (UDA)	
	2016	2017
April	40	70
May	736	1,062
June	1,468	1,826
July	2,792	3,059
August	3,719	4,013
September	4,777	4,480
October	5,731	5,809
November	6,740	7,167
December	7,899	8,234
January	8,488	
February	9,998	
March	10,870	
April	11,413	
May	11,414	
June	11,415	

QUALITY

	Quantity	Base Number	Contract	AT	Region	England
% of FP17s for the same patient ID Re-attending within 3 months - Children	100	1,000	10.0%	10.3%	11.9%	12.4%
% of FP17s for the same patient ID Re-attending within 3 months - Adults	773	3,823	20.2%	15.1%	16.5%	16.6%
% of FP17s for the same patient ID Re-attending between 3 & 9 months - Children	629	1,000	62.9%	60.7%	60.2%	57.5%
% of FP17s for the same patient ID Re-attending between 3 & 9 months - Adults	2,200	3,823	57.5%	52.7%	52.0%	50.4%
% of FP17s for Band 1 Urgent Courses	615	4,547	13.5%	9.5%	9.5%	9.1%
% of FP17s Relating to Free Repair or Replacements	24	4,547	0.5%	0.7%	0.7%	0.8%
% of FP17s Relating to Continuations	54	4,547	1.2%	1.3%	1.2%	1.3%
% of Patients satisfied with the dentistry they have received	8	9	N/A	92.6%	92.9%	92.7%
% of Patients satisfied with the time they had to wait for an appointment	9	9	N/A	88.0%	88.8%	88.8%

* This is based on patients treated on this contract for their most recent course of treatment. Figures in italics indicate the base number of FP17s or Patient Questionnaire responses are less than 100. N/A is shown where the base number of responses is less than 10 during the period. % is calculated as Quantity/Base number*100

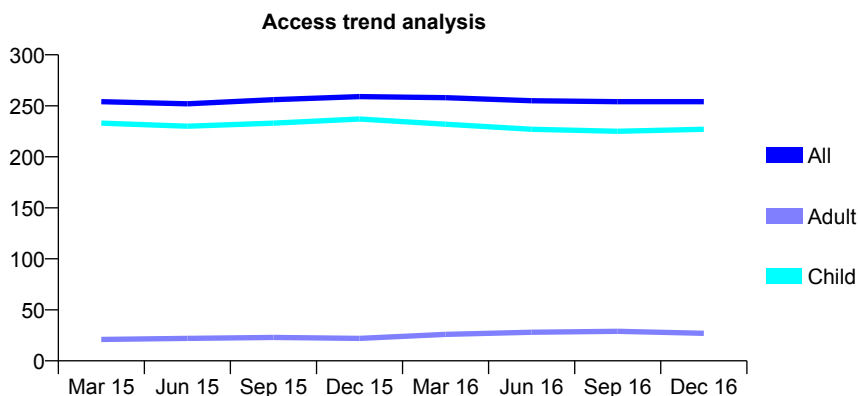
Q70 - Vital Signs At a Glance Contract Report for 219908/0001 - December 2016

Name or company name	MR RD HUGHES
Contract type name	GDS Contract
Purpose of contract	General
Contract start date	01/04/2006
Contract end date	

16/17 Contracted general activity (UDA)	550
Carry forward general activity (UDA)	12
16/17 Contracted orthodontic activity (UOA)	0
Carry forward orthodontic activity (UOA)	0
Baseline contract value	£11,593.27

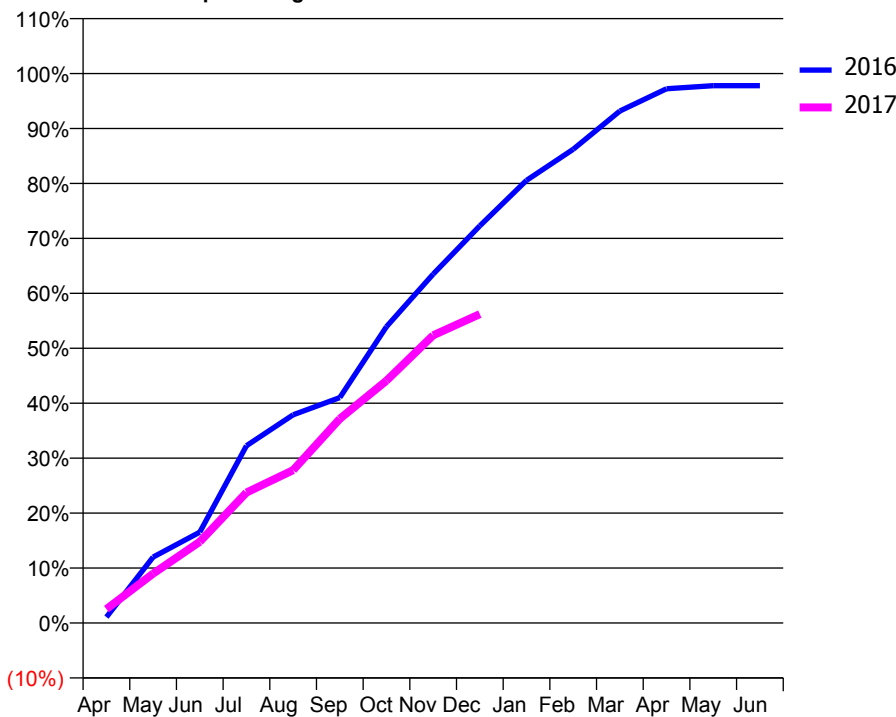
ACCESS*

Patients seen in 24 months	Total	Change since previous quarter
Quarter ending December 2015	259	
Quarter ending March 2016	258	→
Quarter ending June 2016	255	↓
Quarter ending September 2016	254	→
Quarter ending December 2016	254	→
Variance since December 2015	(1.9%)	↓



ACTIVITY

Cumulative percentage of contracted UDA delivered 2016 & 2017



Month	Adjusted Scheduled Activity (UDA)	
	2016	2017
April	6	14
May	66	49
June	91	81
July	177	131
August	208	153
September	226	204
October	297	243
November	349	288
December	398	309
January	443	
February	474	
March	512	
April	535	
May	538	
June	538	

QUALITY

	Quantity	Base Number	Contract	AT	Region	England
% of FP17s for the same patient ID Re-attending within 3 months - Children	12	280	4.3%	10.3%	11.9%	12.4%
% of FP17s for the same patient ID Re-attending within 3 months - Adults	0	0	N/A	15.1%	16.5%	16.6%
% of FP17s for the same patient ID Re-attending between 3 & 9 months - Children	185	280	66.1%	60.7%	60.2%	57.5%
% of FP17s for the same patient ID Re-attending between 3 & 9 months - Adults	0	0	N/A	52.7%	52.0%	50.4%
% of FP17s for Band 1 Urgent Courses	11	259	4.2%	9.5%	9.5%	9.1%
% of FP17s Relating to Free Repair or Replacements	0	259	0.0%	0.7%	0.7%	0.8%
% of FP17s Relating to Continuations	0	259	0.0%	1.3%	1.2%	1.3%
% of Patients satisfied with the dentistry they have received	2	2	N/A	92.6%	92.9%	92.7%
% of Patients satisfied with the time they had to wait for an appointment	2	2	N/A	88.0%	88.8%	88.8%

* This is based on patients treated on this contract for their most recent course of treatment. Figures in italics indicate the base number of FP17s or Patient Questionnaire responses are less than 100. N/A is shown where the base number of responses is less than 10 during the period. % is calculated as Quantity/Base number*100

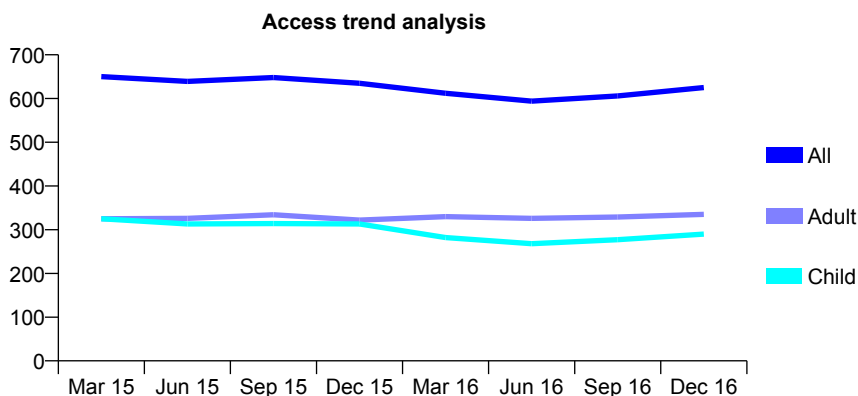
Q70 - Vital Signs At a Glance Contract Report for 221252/0001 - December 2016

Name or company name	MR JR LIPPETT
Contract type name	GDS Contract
Purpose of contract	General and Orthodontic
Contract start date	01/04/2006
Contract end date	

16/17 Contracted general activity (UDA)	1,500
Carry forward general activity (UDA)	-10
16/17 Contracted orthodontic activity (UOA)	131
Carry forward orthodontic activity (UOA)	-1
Baseline contract value	£47,378.64

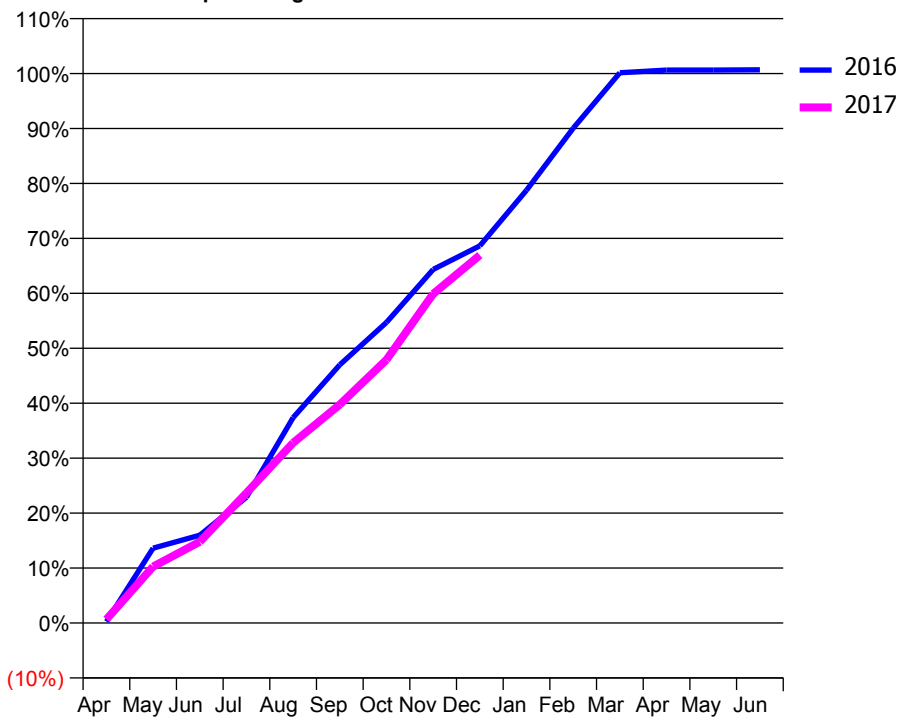
ACCESS*

Patients seen in 24 months	Total	Change since previous quarter
Quarter ending December 2015	635	
Quarter ending March 2016	612	↓
Quarter ending June 2016	594	↓
Quarter ending September 2016	606	↑
Quarter ending December 2016	625	↑
Variance since December 2015	(1.6%)	↓



ACTIVITY

Cumulative percentage of contracted UDA delivered 2016 & 2017



Month	Adjusted Scheduled Activity (UDA)	
	2016	2017
April	4	10
May	204	154
June	240	222
July	343	355
August	561	492
September	705	597
October	821	719
November	965	898
December	1,030	1,004
January	1,181	
February	1,351	
March	1,502	
April	1,509	
May	1,509	
June	1,510	

QUALITY

	Quantity	Base Number	Contract	AT	Region	England
% of FP17s for the same patient ID Re-attending within 3 months - Children	19	355	5.4%	10.3%	11.9%	12.4%
% of FP17s for the same patient ID Re-attending within 3 months - Adults	24	283	8.5%	15.1%	16.5%	16.6%
% of FP17s for the same patient ID Re-attending between 3 & 9 months - Children	185	355	52.1%	60.7%	60.2%	57.5%
% of FP17s for the same patient ID Re-attending between 3 & 9 months - Adults	142	283	50.2%	52.7%	52.0%	50.4%
% of FP17s for Band 1 Urgent Courses	30	615	4.9%	9.5%	9.5%	9.1%
% of FP17s Relating to Free Repair or Replacements	0	615	0.0%	0.7%	0.7%	0.8%
% of FP17s Relating to Continuations	5	615	0.8%	1.3%	1.2%	1.3%
% of Patients satisfied with the dentistry they have received	1	1	N/A	92.6%	92.9%	92.7%
% of Patients satisfied with the time they had to wait for an appointment	1	1	N/A	88.0%	88.8%	88.8%

* This is based on patients treated on this contract for their most recent course of treatment. Figures in italics indicate the base number of FP17s or Patient Questionnaire responses are less than 100. N/A is shown where the base number of responses is less than 10 during the period. % is calculated as Quantity/Base number*100

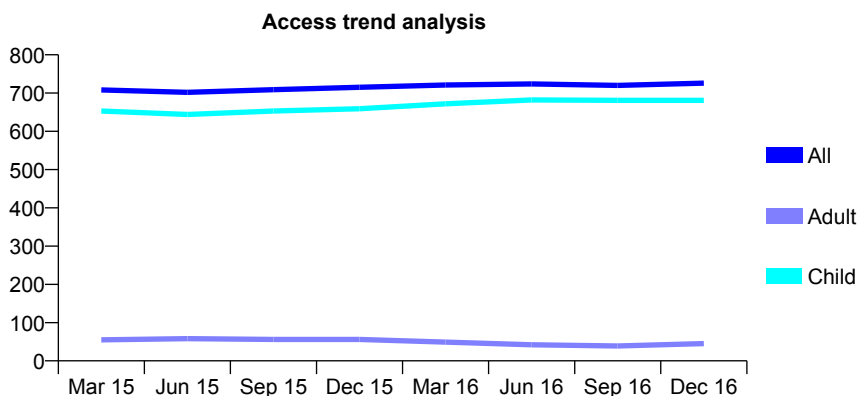
Q70 - Vital Signs At a Glance Contract Report for 224219/0001 - December 2016

Name or company name	MR GL BROOKE-JONES
Contract type name	GDS Contract
Purpose of contract	General
Contract start date	01/04/2006
Contract end date	

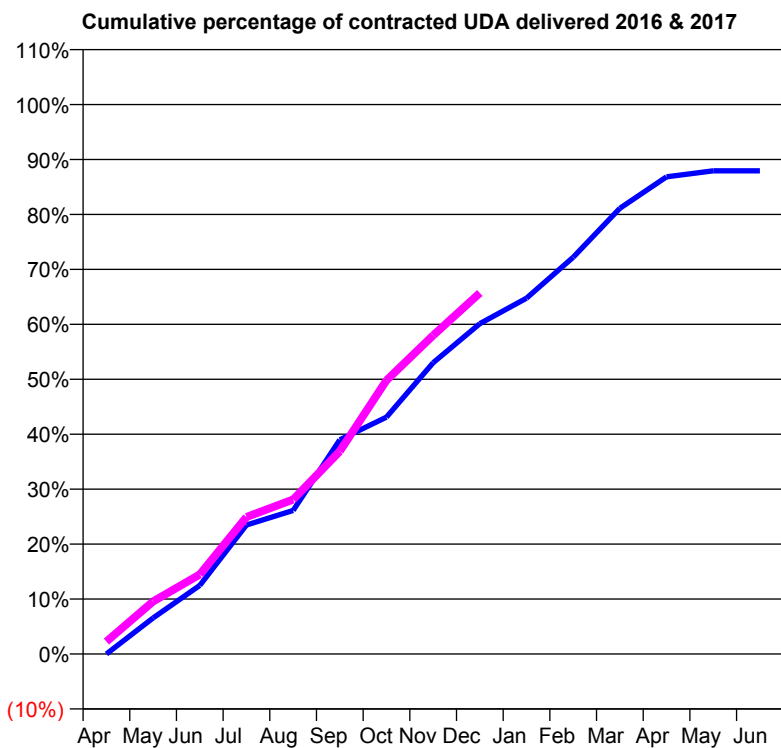
16/17 Contracted general activity (UDA)	1,370
Carry forward general activity (UDA)	0
16/17 Contracted orthodontic activity (UOA)	0
Carry forward orthodontic activity (UOA)	0
Baseline contract value	£27,941.12

ACCESS*

Patients seen in 24 months	Total	Change since previous quarter
Quarter ending December 2015	715	
Quarter ending March 2016	721	→
Quarter ending June 2016	724	→
Quarter ending September 2016	720	→
Quarter ending December 2016	726	→
Variance since December 2015	1.5%	→



ACTIVITY



Month	Adjusted Scheduled Activity (UDA)	
	2016	2017
April	0	31
May	90	131
June	171	198
July	322	342
August	358	385
September	534	505
October	591	682
November	726	794
December	824	900
January	887	
February	989	
March	1,111	
April	1,190	
May	1,205	
June	1,205	

QUALITY

	Quantity	Base Number	Contract	AT	Region	England
% of FP17s for the same patient ID Re-attending within 3 months - Children	27	724	3.7%	10.3%	11.9%	12.4%
% of FP17s for the same patient ID Re-attending within 3 months - Adults	0	0	N/A	15.1%	16.5%	16.6%
% of FP17s for the same patient ID Re-attending between 3 & 9 months - Children	464	724	64.1%	60.7%	60.2%	57.5%
% of FP17s for the same patient ID Re-attending between 3 & 9 months - Adults	0	0	N/A	52.7%	52.0%	50.4%
% of FP17s for Band 1 Urgent Courses	25	648	3.9%	9.5%	9.5%	9.1%
% of FP17s Relating to Free Repair or Replacements	0	648	0.0%	0.7%	0.7%	0.8%
% of FP17s Relating to Continuations	0	648	0.0%	1.3%	1.2%	1.3%
% of Patients satisfied with the dentistry they have received	0	0	N/A	92.6%	92.9%	92.7%
% of Patients satisfied with the time they had to wait for an appointment	0	0	N/A	88.0%	88.8%	88.8%

* This is based on patients treated on this contract for their most recent course of treatment. Figures in italics indicate the base number of FP17s or Patient Questionnaire responses are less than 100. N/A is shown where the base number of responses is less than 10 during the period. % is calculated as Quantity/Base number*100

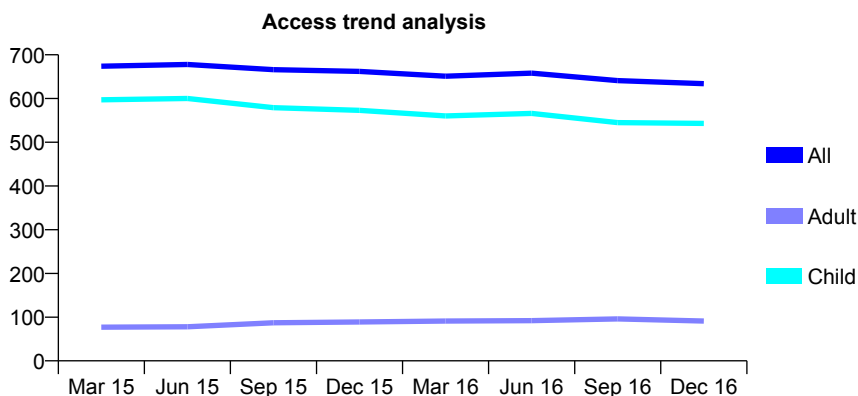
Q70 - Vital Signs At a Glance Contract Report for 230693/0001 - December 2016

Name or company name	MR SB HACKETT
Contract type name	GDS Contract
Purpose of contract	General
Contract start date	01/04/2006
Contract end date	

16/17 Contracted general activity (UDA)	1,018
Carry forward general activity (UDA)	2
16/17 Contracted orthodontic activity (UOA)	0
Carry forward orthodontic activity (UOA)	0
Baseline contract value	£21,015.32

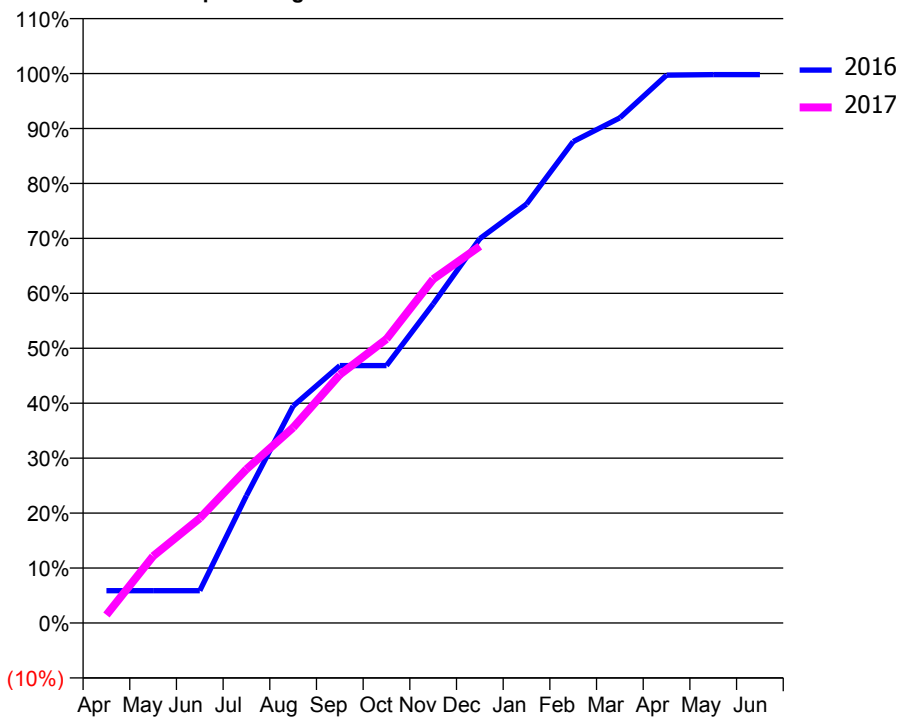
ACCESS*

Patients seen in 24 months	Total	Change since previous quarter
Quarter ending December 2015	662	
Quarter ending March 2016	651	↓
Quarter ending June 2016	658	→
Quarter ending September 2016	641	↓
Quarter ending December 2016	634	↓
Variance since December 2015	(4.2%)	↓



ACTIVITY

Cumulative percentage of contracted UDA delivered 2016 & 2017



Month	Adjusted Scheduled Activity (UDA)	
	2016	2017
April	60	15
May	60	124
June	60	194
July	236	285
August	402	362
September	477	460
October	477	526
November	591	637
December	712	698
January	776	
February	892	
March	936	
April	1,015	
May	1,016	
June	1,016	

QUALITY

	Quantity	Base Number	Contract	AT	Region	England
% of FP17s for the same patient ID Re-attending within 3 months - Children	18	632	2.8%	10.3%	11.9%	12.4%
% of FP17s for the same patient ID Re-attending within 3 months - Adults	0	20	0.0%	15.1%	16.5%	16.6%
% of FP17s for the same patient ID Re-attending between 3 & 9 months - Children	403	632	63.8%	60.7%	60.2%	57.5%
% of FP17s for the same patient ID Re-attending between 3 & 9 months - Adults	12	20	60.0%	52.7%	52.0%	50.4%
% of FP17s for Band 1 Urgent Courses	0	579	0.0%	9.5%	9.5%	9.1%
% of FP17s Relating to Free Repair or Replacements	0	579	0.0%	0.7%	0.7%	0.8%
% of FP17s Relating to Continuations	0	579	0.0%	1.3%	1.2%	1.3%
% of Patients satisfied with the dentistry they have received	0	0	N/A	92.6%	92.9%	92.7%
% of Patients satisfied with the time they had to wait for an appointment	0	0	N/A	88.0%	88.8%	88.8%

* This is based on patients treated on this contract for their most recent course of treatment. Figures in italics indicate the base number of FP17s or Patient Questionnaire responses are less than 100. N/A is shown where the base number of responses is less than 10 during the period. % is calculated as Quantity/Base number*100

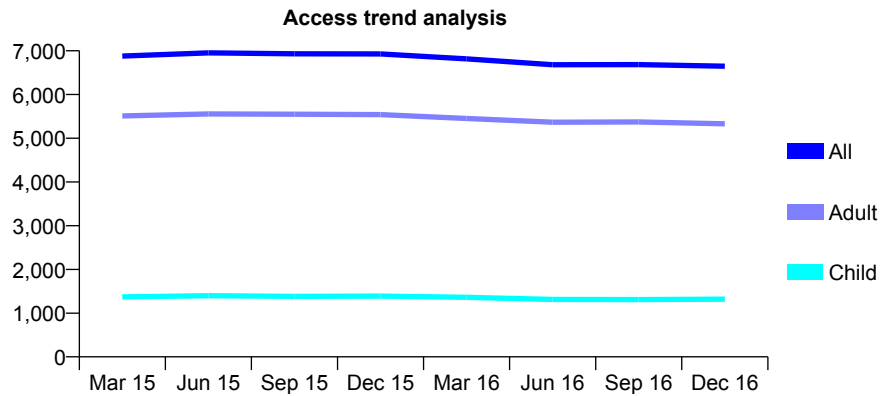
Q70 - Vital Signs At a Glance Contract Report for 232629/0001 - December 2016

Name or company name	MR W CREEDON
Contract type name	GDS Contract
Purpose of contract	General
Contract start date	01/04/2006
Contract end date	

16/17 Contracted general activity (UDA)	17,406
Carry forward general activity (UDA)	0
16/17 Contracted orthodontic activity (UOA)	0
Carry forward orthodontic activity (UOA)	0
Baseline contract value	£473,412.67

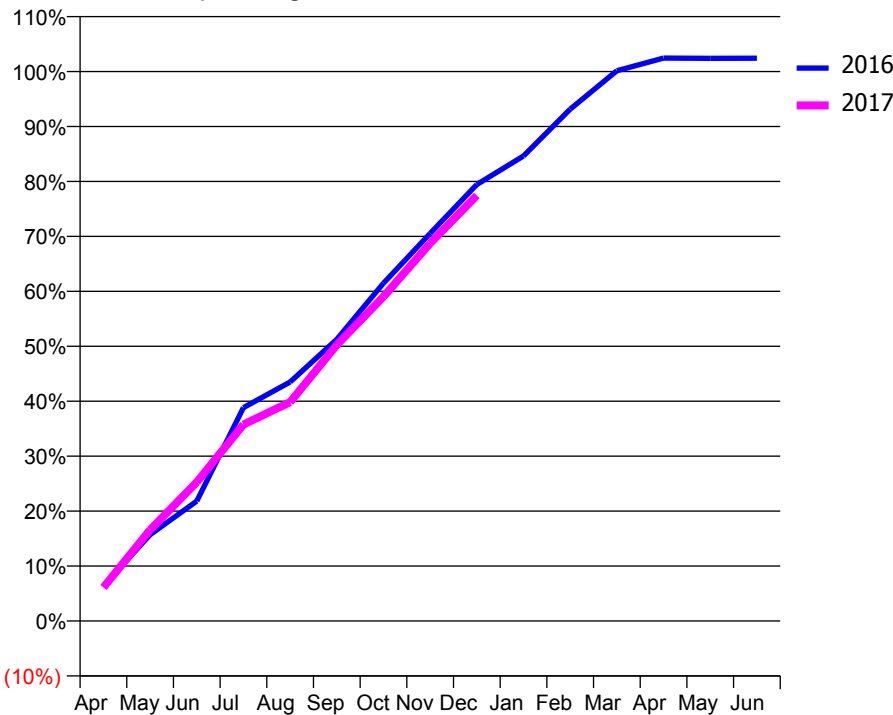
ACCESS*

Patients seen in 24 months	Total	Change since previous quarter
Quarter ending December 2015	6,927	
Quarter ending March 2016	6,814	↓
Quarter ending June 2016	6,680	↓
Quarter ending September 2016	6,684	→
Quarter ending December 2016	6,648	→
Variance since December 2015	(4.0%)	↓



ACTIVITY

Cumulative percentage of contracted UDA delivered 2016 & 2017



Month	Adjusted Scheduled Activity (UDA)	
	2016	2017
April	1,110	1,063
May	2,736	2,888
June	3,799	4,400
July	6,760	6,222
August	7,573	6,934
September	8,923	8,747
October	10,702	10,277
November	12,276	11,965
December	13,828	13,479
January	14,730	
February	16,212	
March	17,429	
April	17,832	
May	17,821	
June	17,828	

QUALITY

	Quantity	Base Number	Contract	AT	Region	England
% of FP17s for the same patient ID Re-attending within 3 months - Children	116	1,550	7.5%	10.3%	11.9%	12.4%
% of FP17s for the same patient ID Re-attending within 3 months - Adults	731	5,645	12.9%	15.1%	16.5%	16.6%
% of FP17s for the same patient ID Re-attending between 3 & 9 months - Children	954	1,550	61.5%	60.7%	60.2%	57.5%
% of FP17s for the same patient ID Re-attending between 3 & 9 months - Adults	3,053	5,645	54.1%	52.7%	52.0%	50.4%
% of FP17s for Band 1 Urgent Courses	1,043	6,886	15.1%	9.5%	9.5%	9.1%
% of FP17s Relating to Free Repair or Replacements	61	6,886	0.9%	0.7%	0.7%	0.8%
% of FP17s Relating to Continuations	44	6,886	0.6%	1.3%	1.2%	1.3%
% of Patients satisfied with the dentistry they have received	12	14	85.7%	92.6%	92.9%	92.7%
% of Patients satisfied with the time they had to wait for an appointment	12	14	85.7%	88.0%	88.8%	88.8%

* This is based on patients treated on this contract for their most recent course of treatment. Figures in italics indicate the base number of FP17s or Patient Questionnaire responses are less than 100. N/A is shown where the base number of responses is less than 10 during the period. % is calculated as Quantity/Base number*100

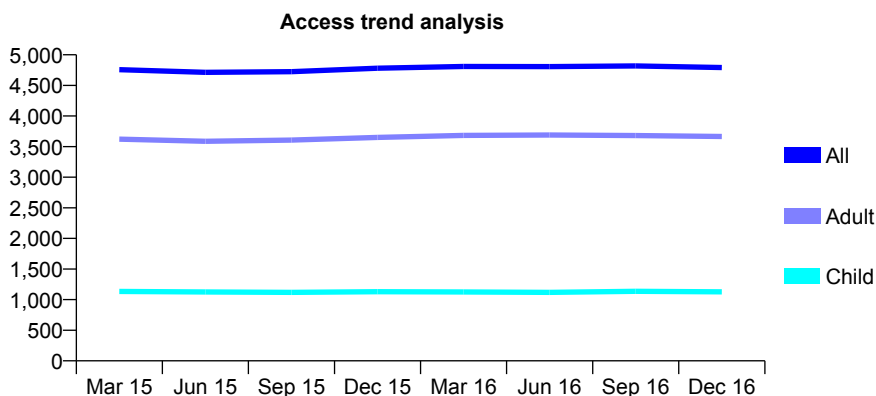
Q70 - Vital Signs At a Glance Contract Report for 237973/0001 - December 2016

Name or company name	MR S KHANNA
Contract type name	GDS Contract
Purpose of contract	General
Contract start date	01/04/2006
Contract end date	

16/17 Contracted general activity (UDA)	12,122
Carry forward general activity (UDA)	0
16/17 Contracted orthodontic activity (UOA)	0
Carry forward orthodontic activity (UOA)	0
Baseline contract value	£373,911.06

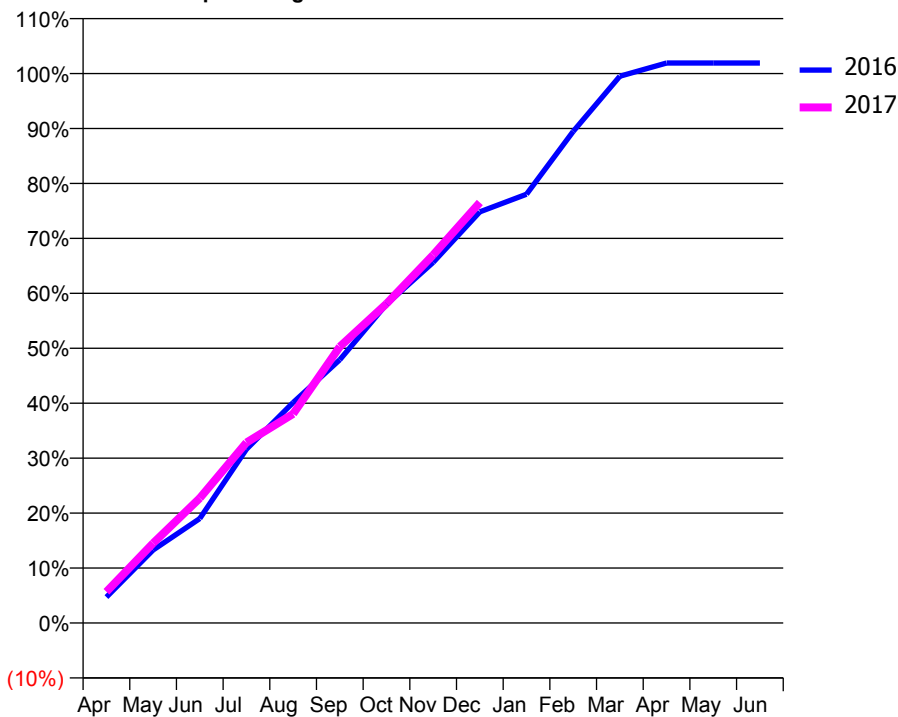
ACCESS*

Patients seen in 24 months	Total	Change since previous quarter
Quarter ending December 2015	4,781	
Quarter ending March 2016	4,809	→
Quarter ending June 2016	4,807	→
Quarter ending September 2016	4,817	→
Quarter ending December 2016	4,793	→
Variance since December 2015	0.3%	→



ACTIVITY

Cumulative percentage of contracted UDA delivered 2016 & 2017



Month	Adjusted Scheduled Activity (UDA)	
	2016	2017
April	573	691
May	1,609	1,760
June	2,306	2,754
July	3,835	3,982
August	4,863	4,613
September	5,808	6,096
October	7,032	7,042
November	7,954	8,121
December	9,071	9,277
January	9,459	
February	10,843	
March	12,063	
April	12,353	
May	12,353	
June	12,354	

QUALITY

	Quantity	Base Number	Contract	AT	Region	England
% of FP17s for the same patient ID Re-attending within 3 months - Children	105	1,383	7.6%	10.3%	11.9%	12.4%
% of FP17s for the same patient ID Re-attending within 3 months - Adults	450	3,310	13.6%	15.1%	16.5%	16.6%
% of FP17s for the same patient ID Re-attending between 3 & 9 months - Children	875	1,383	63.3%	60.7%	60.2%	57.5%
% of FP17s for the same patient ID Re-attending between 3 & 9 months - Adults	942	3,310	28.5%	52.7%	52.0%	50.4%
% of FP17s for Band 1 Urgent Courses	397	4,537	8.8%	9.5%	9.5%	9.1%
% of FP17s Relating to Free Repair or Replacements	23	4,537	0.5%	0.7%	0.7%	0.8%
% of FP17s Relating to Continuations	77	4,537	1.7%	1.3%	1.2%	1.3%
% of Patients satisfied with the dentistry they have received	10	10	100.0%	92.6%	92.9%	92.7%
% of Patients satisfied with the time they had to wait for an appointment	9	10	90.0%	88.0%	88.8%	88.8%

* This is based on patients treated on this contract for their most recent course of treatment. Figures in italics indicate the base number of FP17s or Patient Questionnaire responses are less than 100. N/A is shown where the base number of responses is less than 10 during the period. % is calculated as Quantity/Base number*100

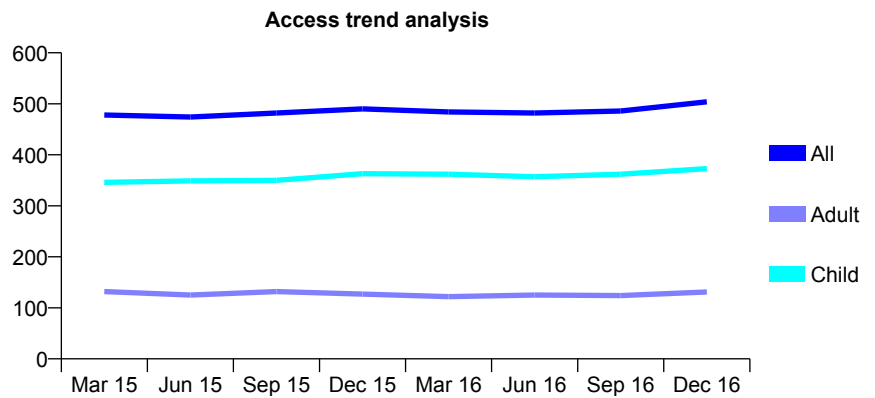
Q70 - Vital Signs At a Glance Contract Report for 244627/0001 - December 2016

Name or company name	MR MM WAUGH
Contract type name	GDS Contract
Purpose of contract	General
Contract start date	01/04/2006
Contract end date	

16/17 Contracted general activity (UDA)	1,099
Carry forward general activity (UDA)	-3
16/17 Contracted orthodontic activity (UOA)	0
Carry forward orthodontic activity (UOA)	0
Baseline contract value	£31,639.97

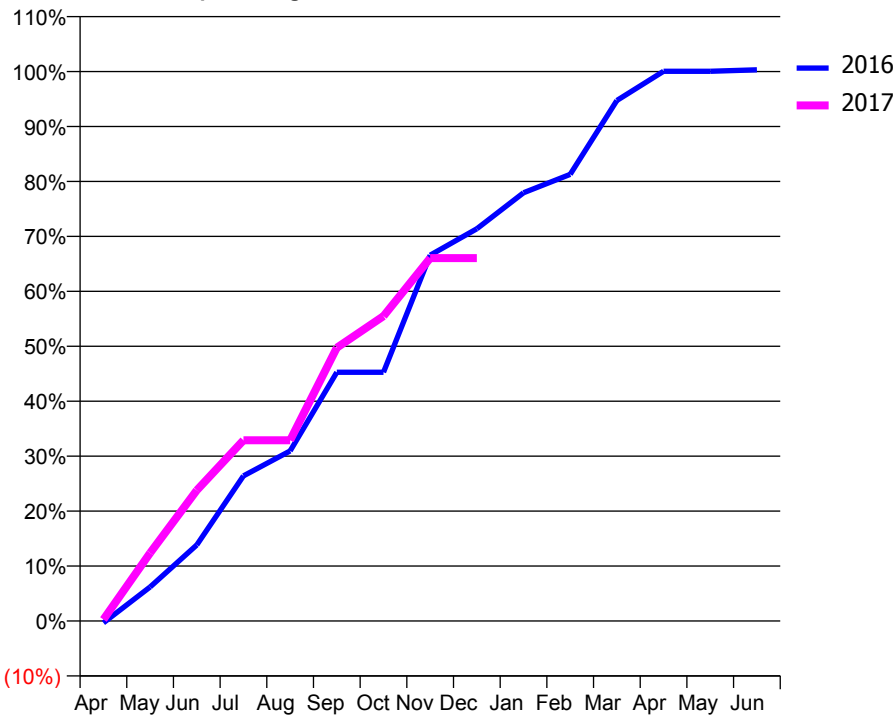
ACCESS*

Patients seen in 24 months	Total	Change since previous quarter
Quarter ending December 2015	490	
Quarter ending March 2016	484	↓
Quarter ending June 2016	482	→
Quarter ending September 2016	486	→
Quarter ending December 2016	504	↑
Variance since December 2015	2.9%	↑



ACTIVITY

Cumulative percentage of contracted UDA delivered 2016 & 2017



Month	Adjusted Scheduled Activity (UDA)	
	2016	2017
April	-4	3
May	68	136
June	152	261
July	290	362
August	340	362
September	497	547
October	497	610
November	732	726
December	784	726
January	856	
February	893	
March	1,041	
April	1,099	
May	1,099	
June	1,102	

QUALITY

	Quantity	Base Number	Contract	AT	Region	England
% of FP17s for the same patient ID Re-attending within 3 months - Children	24	453	5.3%	10.3%	11.9%	12.4%
% of FP17s for the same patient ID Re-attending within 3 months - Adults	3	87	3.4%	15.1%	16.5%	16.6%
% of FP17s for the same patient ID Re-attending between 3 & 9 months - Children	343	453	75.7%	60.7%	60.2%	57.5%
% of FP17s for the same patient ID Re-attending between 3 & 9 months - Adults	64	87	73.6%	52.7%	52.0%	50.4%
% of FP17s for Band 1 Urgent Courses	4	506	0.8%	9.5%	9.5%	9.1%
% of FP17s Relating to Free Repair or Replacements	0	506	0.0%	0.7%	0.7%	0.8%
% of FP17s Relating to Continuations	6	506	1.2%	1.3%	1.2%	1.3%
% of Patients satisfied with the dentistry they have received	0	0	N/A	92.6%	92.9%	92.7%
% of Patients satisfied with the time they had to wait for an appointment	0	0	N/A	88.0%	88.8%	88.8%

* This is based on patients treated on this contract for their most recent course of treatment. Figures in italics indicate the base number of FP17s or Patient Questionnaire responses are less than 100. N/A is shown where the base number of responses is less than 10 during the period. % is calculated as Quantity/Base number*100

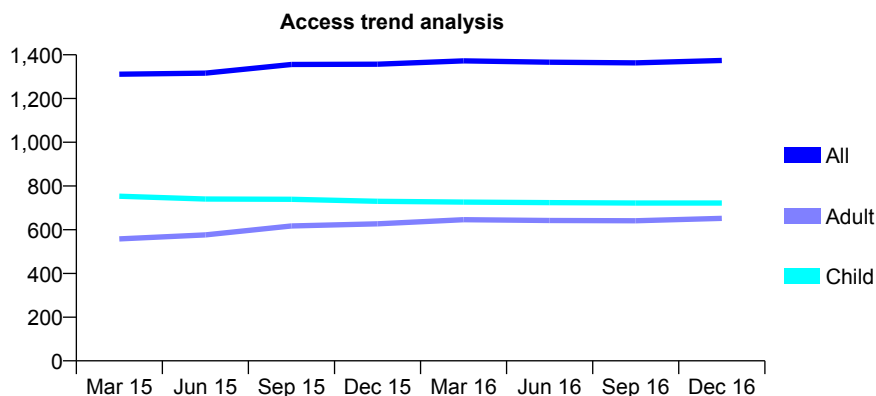
Q70 - Vital Signs At a Glance Contract Report for 253227/0001 - December 2016

Name or company name	MR WJ STANLEY
Contract type name	GDS Contract
Purpose of contract	General
Contract start date	01/05/2007
Contract end date	

16/17 Contracted general activity (UDA)	3,350
Carry forward general activity (UDA)	-67
16/17 Contracted orthodontic activity (UOA)	0
Carry forward orthodontic activity (UOA)	0
Baseline contract value	£75,248.12

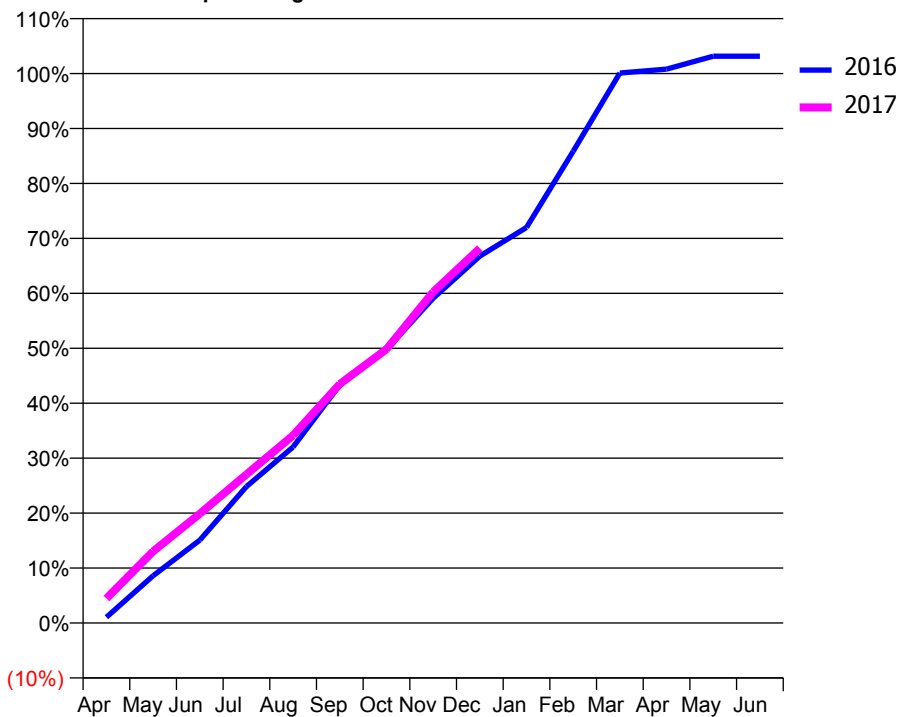
ACCESS*

Patients seen in 24 months	Total	Change since previous quarter
Quarter ending December 2015	1,357	
Quarter ending March 2016	1,372	→
Quarter ending June 2016	1,366	→
Quarter ending September 2016	1,363	→
Quarter ending December 2016	1,374	→
Variance since December 2015	1.3%	→



ACTIVITY

Cumulative percentage of contracted UDA delivered 2016 & 2017



Month	Adjusted Scheduled Activity (UDA)	
	2016	2017
April	35	150
May	288	437
June	505	667
July	832	906
August	1,074	1,144
September	1,452	1,457
October	1,667	1,670
November	1,980	2,018
December	2,237	2,285
January	2,411	
February	2,876	
March	3,353	
April	3,377	
May	3,455	
June	3,455	

QUALITY

	Quantity	Base Number	Contract	AT	Region	England
% of FP17s for the same patient ID Re-attending within 3 months - Children	53	872	6.1%	10.3%	11.9%	12.4%
% of FP17s for the same patient ID Re-attending within 3 months - Adults	59	618	9.5%	15.1%	16.5%	16.6%
% of FP17s for the same patient ID Re-attending between 3 & 9 months - Children	633	872	72.6%	60.7%	60.2%	57.5%
% of FP17s for the same patient ID Re-attending between 3 & 9 months - Adults	419	618	67.8%	52.7%	52.0%	50.4%
% of FP17s for Band 1 Urgent Courses	68	1,440	4.7%	9.5%	9.5%	9.1%
% of FP17s Relating to Free Repair or Replacements	3	1,440	0.2%	0.7%	0.7%	0.8%
% of FP17s Relating to Continuations	0	1,440	0.0%	1.3%	1.2%	1.3%
% of Patients satisfied with the dentistry they have received	0	0	N/A	92.6%	92.9%	92.7%
% of Patients satisfied with the time they had to wait for an appointment	0	0	N/A	88.0%	88.8%	88.8%

* This is based on patients treated on this contract for their most recent course of treatment. Figures in italics indicate the base number of FP17s or Patient Questionnaire responses are less than 100. N/A is shown where the base number of responses is less than 10 during the period. % is calculated as Quantity/Base number*100

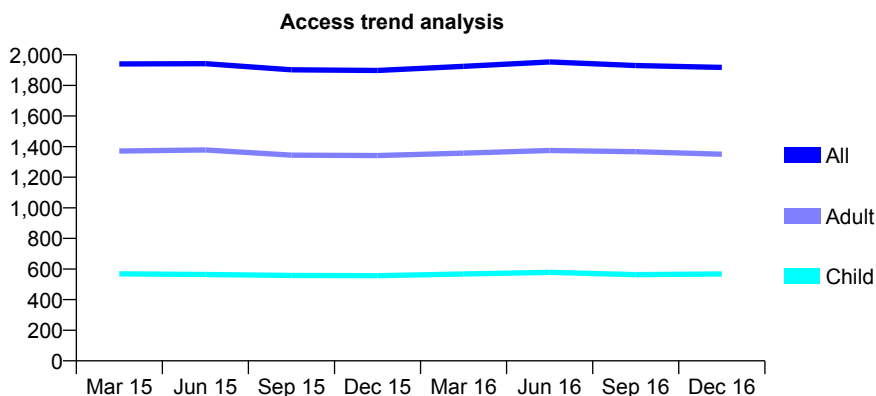
Q70 - Vital Signs At a Glance Contract Report for 253804/0001 - December 2016

Name or company name	MRS SC FENTON
Contract type name	GDS Contract
Purpose of contract	General
Contract start date	01/04/2006
Contract end date	

16/17 Contracted general activity (UDA)	6,500
Carry forward general activity (UDA)	242
16/17 Contracted orthodontic activity (UOA)	0
Carry forward orthodontic activity (UOA)	0
Baseline contract value	£152,195.88

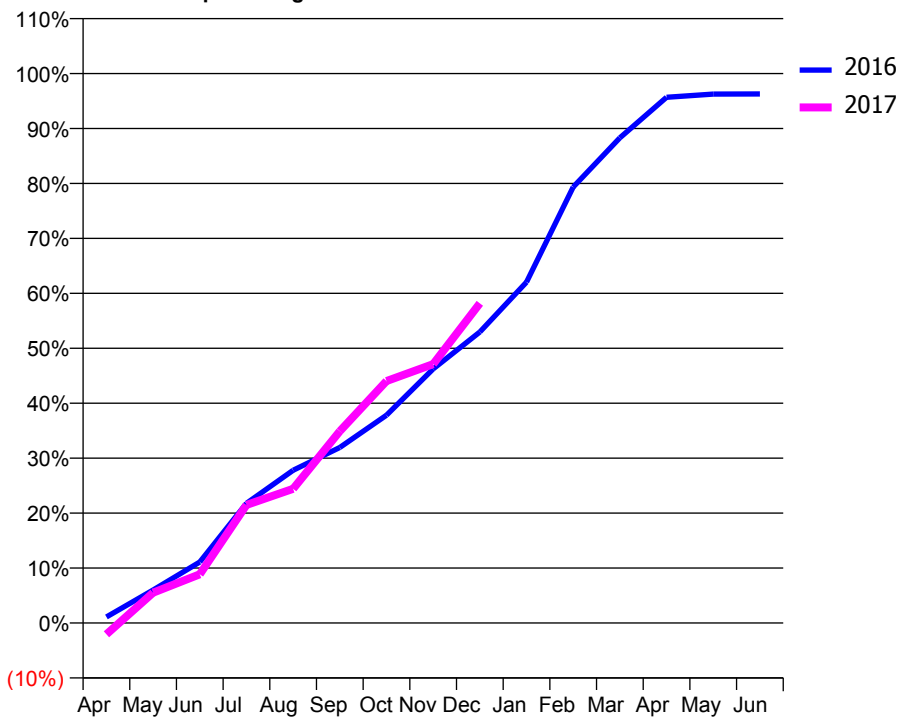
ACCESS*

Patients seen in 24 months	Total	Change since previous quarter
Quarter ending December 2015	1,898	
Quarter ending March 2016	1,925	→
Quarter ending June 2016	1,953	→
Quarter ending September 2016	1,930	↓
Quarter ending December 2016	1,918	→
Variance since December 2015	1.1%	→



ACTIVITY

Cumulative percentage of contracted UDA delivered 2016 & 2017



Month	Adjusted Scheduled Activity (UDA)	
	2016	2017
April	71	-136
May	390	358
June	721	576
July	1,416	1,396
August	1,807	1,588
September	2,076	2,270
October	2,459	2,862
November	3,005	3,063
December	3,442	3,782
January	4,033	
February	5,157	
March	5,739	
April	6,218	
May	6,257	
June	6,258	

QUALITY

	Quantity	Base Number	Contract	AT	Region	England
% of FP17s for the same patient ID Re-attending within 3 months - Children	49	624	7.9%	10.3%	11.9%	12.4%
% of FP17s for the same patient ID Re-attending within 3 months - Adults	277	1,475	18.8%	15.1%	16.5%	16.6%
% of FP17s for the same patient ID Re-attending between 3 & 9 months - Children	446	624	71.5%	60.7%	60.2%	57.5%
% of FP17s for the same patient ID Re-attending between 3 & 9 months - Adults	911	1,475	61.8%	52.7%	52.0%	50.4%
% of FP17s for Band 1 Urgent Courses	134	1,873	7.2%	9.5%	9.5%	9.1%
% of FP17s Relating to Free Repair or Replacements	32	1,873	1.7%	0.7%	0.7%	0.8%
% of FP17s Relating to Continuations	24	1,873	1.3%	1.3%	1.2%	1.3%
% of Patients satisfied with the dentistry they have received	0	1	N/A	92.6%	92.9%	92.7%
% of Patients satisfied with the time they had to wait for an appointment	0	1	N/A	88.0%	88.8%	88.8%

* This is based on patients treated on this contract for their most recent course of treatment. Figures in italics indicate the base number of FP17s or Patient Questionnaire responses are less than 100. N/A is shown where the base number of responses is less than 10 during the period. % is calculated as Quantity/Base number*100

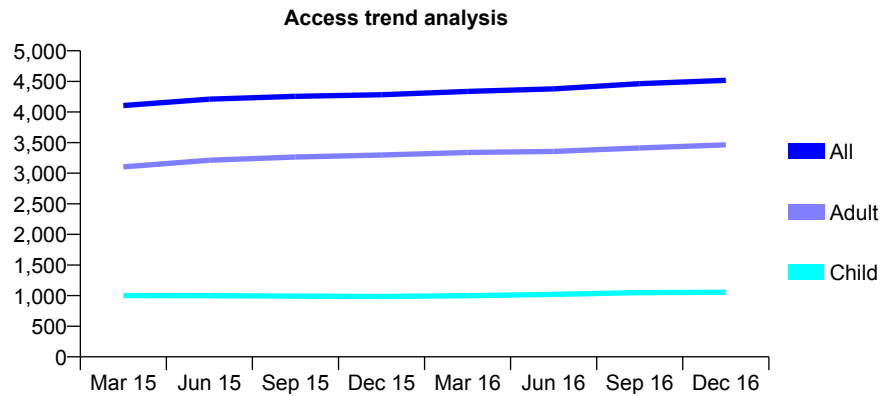
Q70 - Vital Signs At a Glance Contract Report for 256617/0002 - December 2016

Name or company name	MR NK TANK
Contract type name	GDS Contract
Purpose of contract	General
Contract start date	01/07/2006
Contract end date	

16/17 Contracted general activity (UDA)	12,500
Carry forward general activity (UDA)	246
16/17 Contracted orthodontic activity (UOA)	0
Carry forward orthodontic activity (UOA)	0
Baseline contract value	£349,223.16

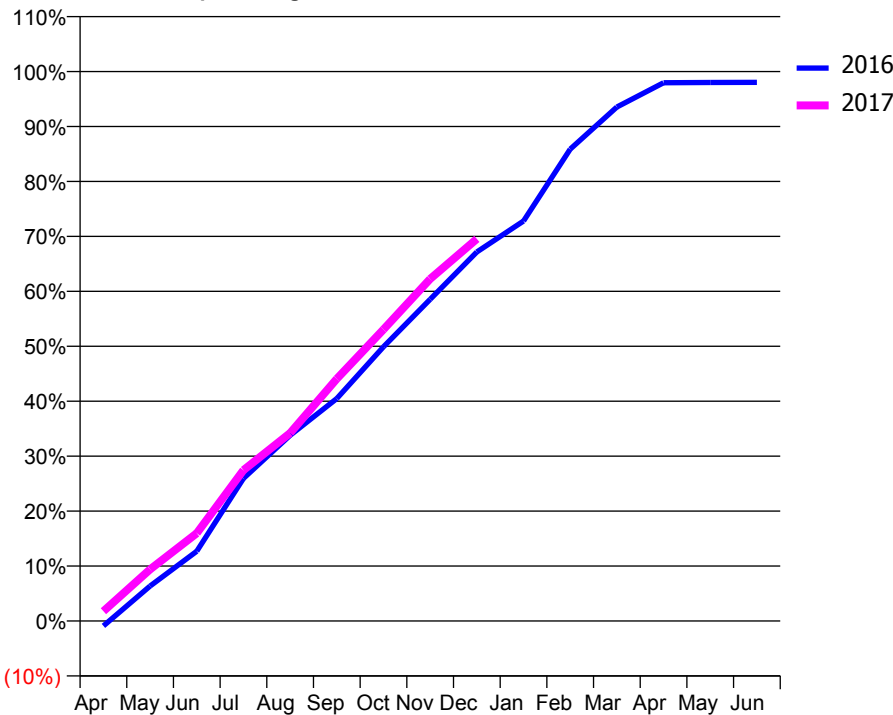
ACCESS*

Patients seen in 24 months	Total	Change since previous quarter
Quarter ending December 2015	4,283	
Quarter ending March 2016	4,337	→
Quarter ending June 2016	4,378	→
Quarter ending September 2016	4,462	→
Quarter ending December 2016	4,517	→
Variance since December 2015	5.5%	↑



ACTIVITY

Cumulative percentage of contracted UDA delivered 2016 & 2017



Month	Adjusted Scheduled Activity (UDA)	
	2016	2017
April	-114	223
May	797	1,174
June	1,587	1,999
July	3,243	3,434
August	4,223	4,276
September	5,062	5,510
October	6,237	6,633
November	7,317	7,783
December	8,395	8,693
January	9,100	
February	10,734	
March	11,691	
April	12,243	
May	12,251	
June	12,254	

QUALITY

	Quantity	Base Number	Contract	AT	Region	England
% of FP17s for the same patient ID Re-attending within 3 months - Children	68	1,284	5.3%	10.3%	11.9%	12.4%
% of FP17s for the same patient ID Re-attending within 3 months - Adults	520	3,618	14.4%	15.1%	16.5%	16.6%
% of FP17s for the same patient ID Re-attending between 3 & 9 months - Children	872	1,284	67.9%	60.7%	60.2%	57.5%
% of FP17s for the same patient ID Re-attending between 3 & 9 months - Adults	1,882	3,618	52.0%	52.7%	52.0%	50.4%
% of FP17s for Band 1 Urgent Courses	508	4,654	10.9%	9.5%	9.5%	9.1%
% of FP17s Relating to Free Repair or Replacements	51	4,654	1.1%	0.7%	0.7%	0.8%
% of FP17s Relating to Continuations	28	4,654	0.6%	1.3%	1.2%	1.3%
% of Patients satisfied with the dentistry they have received	4	4	N/A	92.6%	92.9%	92.7%
% of Patients satisfied with the time they had to wait for an appointment	4	4	N/A	88.0%	88.8%	88.8%

* This is based on patients treated on this contract for their most recent course of treatment. Figures in italics indicate the base number of FP17s or Patient Questionnaire responses are less than 100. N/A is shown where the base number of responses is less than 10 during the period. % is calculated as Quantity/Base number*100

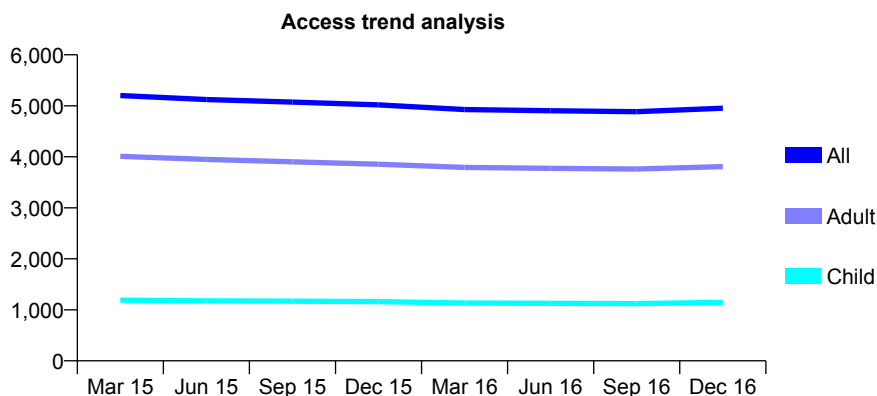
Q70 - Vital Signs At a Glance Contract Report for 258385/0001 - December 2016

Name or company name	MR PD WOODHOUSE
Contract type name	GDS Contract
Purpose of contract	General
Contract start date	01/04/2006
Contract end date	

16/17 Contracted general activity (UDA)	14,269
Carry forward general activity (UDA)	-20
16/17 Contracted orthodontic activity (UOA)	0
Carry forward orthodontic activity (UOA)	0
Baseline contract value	£419,671.88

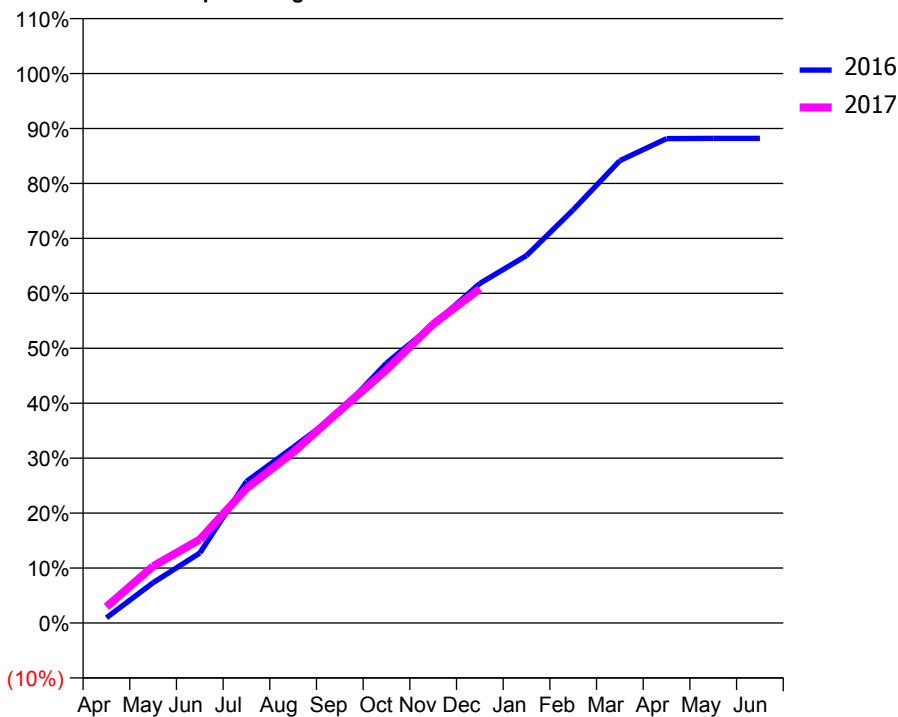
ACCESS*

Patients seen in 24 months	Total	Change since previous quarter
Quarter ending December 2015	5,019	
Quarter ending March 2016	4,926	↓
Quarter ending June 2016	4,903	→
Quarter ending September 2016	4,885	→
Quarter ending December 2016	4,954	→
Variance since December 2015	(1.3%)	↓



ACTIVITY

Cumulative percentage of contracted UDA delivered 2016 & 2017



Month	Adjusted Scheduled Activity (UDA)	
	2016	2017
April	138	419
May	1,047	1,476
June	1,817	2,168
July	3,674	3,494
August	4,560	4,435
September	5,472	5,515
October	6,752	6,577
November	7,749	7,762
December	8,817	8,681
January	9,541	
February	10,728	
March	12,006	
April	12,580	
May	12,584	
June	12,585	

QUALITY

	Quantity	Base Number	Contract	AT	Region	England
% of FP17s for the same patient ID Re-attending within 3 months - Children	102	1,425	7.2%	10.3%	11.9%	12.4%
% of FP17s for the same patient ID Re-attending within 3 months - Adults	788	4,559	17.3%	15.1%	16.5%	16.6%
% of FP17s for the same patient ID Re-attending between 3 & 9 months - Children	897	1,425	62.9%	60.7%	60.2%	57.5%
% of FP17s for the same patient ID Re-attending between 3 & 9 months - Adults	2,668	4,559	58.5%	52.7%	52.0%	50.4%
% of FP17s for Band 1 Urgent Courses	527	4,908	10.7%	9.5%	9.5%	9.1%
% of FP17s Relating to Free Repair or Replacements	37	4,908	0.8%	0.7%	0.7%	0.8%
% of FP17s Relating to Continuations	94	4,908	1.9%	1.3%	1.2%	1.3%
% of Patients satisfied with the dentistry they have received	9	10	90.0%	92.6%	92.9%	92.7%
% of Patients satisfied with the time they had to wait for an appointment	10	10	100.0%	88.0%	88.8%	88.8%

* This is based on patients treated on this contract for their most recent course of treatment. Figures in italics indicate the base number of FP17s or Patient Questionnaire responses are less than 100. N/A is shown where the base number of responses is less than 10 during the period. % is calculated as Quantity/Base number*100

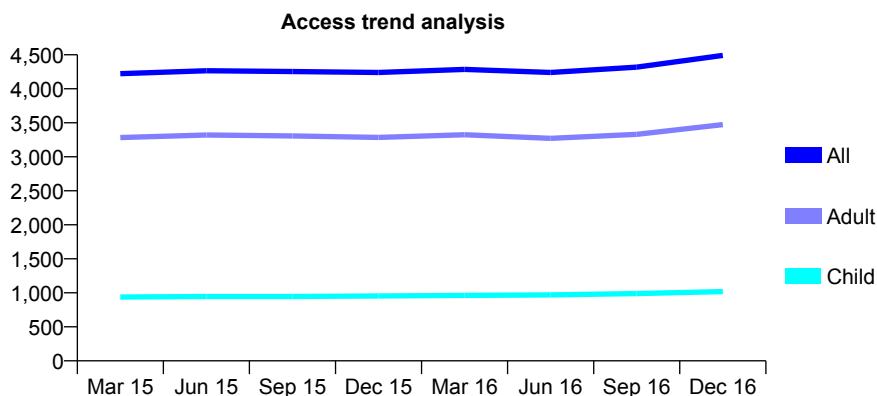
Q70 - Vital Signs At a Glance Contract Report for 262471/0001 - December 2016

Name or company name	MR B ANSARI
Contract type name	GDS Contract
Purpose of contract	General
Contract start date	01/04/2006
Contract end date	

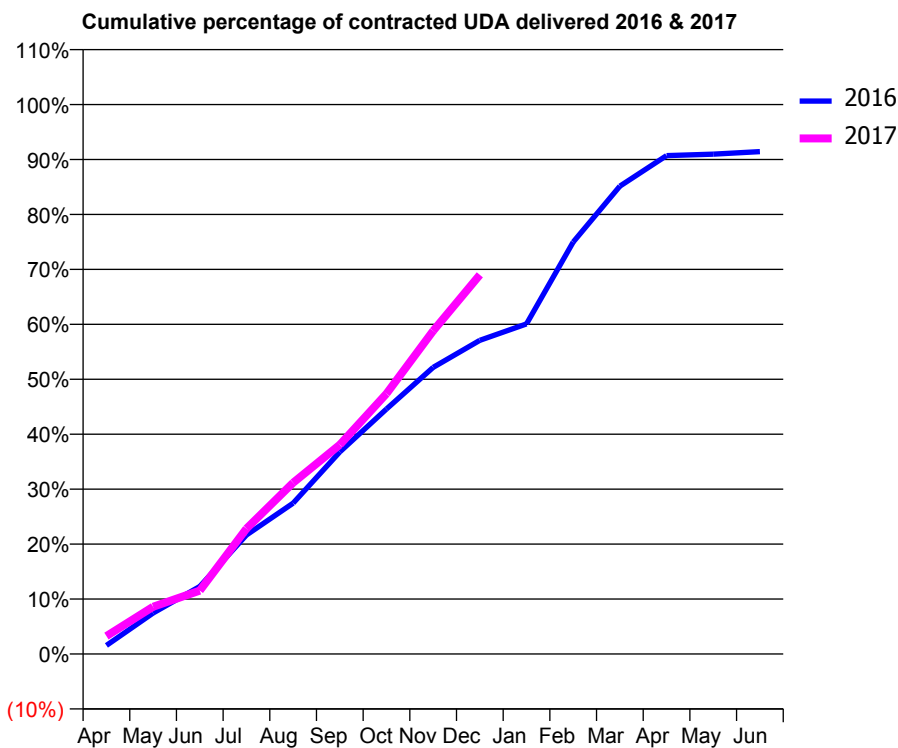
16/17 Contracted general activity (UDA)	14,743
Carry forward general activity (UDA)	0
16/17 Contracted orthodontic activity (UOA)	0
Carry forward orthodontic activity (UOA)	0
Baseline contract value	£361,394.17

ACCESS*

Patients seen in 24 months	Total	Change since previous quarter
Quarter ending December 2015	4,240	
Quarter ending March 2016	4,285	→
Quarter ending June 2016	4,241	↓
Quarter ending September 2016	4,319	→
Quarter ending December 2016	4,492	↑
Variance since December 2015	5.9%	↑



ACTIVITY



Month	Adjusted Scheduled Activity (UDA)	
	2016	2017
April	232	481
May	1,100	1,267
June	1,814	1,702
July	3,192	3,366
August	4,046	4,596
September	5,420	5,614
October	6,576	6,986
November	7,690	8,672
December	8,416	10,172
January	8,857	
February	11,054	
March	12,552	
April	13,370	
May	13,412	
June	13,477	

QUALITY

	Quantity	Base Number	Contract	AT	Region	England
% of FP17s for the same patient ID Re-attending within 3 months - Children	107	1,121	9.5%	10.3%	11.9%	12.4%
% of FP17s for the same patient ID Re-attending within 3 months - Adults	446	2,972	15.0%	15.1%	16.5%	16.6%
% of FP17s for the same patient ID Re-attending between 3 & 9 months - Children	604	1,121	53.9%	60.7%	60.2%	57.5%
% of FP17s for the same patient ID Re-attending between 3 & 9 months - Adults	1,240	2,972	41.7%	52.7%	52.0%	50.4%
% of FP17s for Band 1 Urgent Courses	568	3,801	14.9%	9.5%	9.5%	9.1%
% of FP17s Relating to Free Repair or Replacements	0	3,801	0.0%	0.7%	0.7%	0.8%
% of FP17s Relating to Continuations	2	3,801	0.1%	1.3%	1.2%	1.3%
% of Patients satisfied with the dentistry they have received	4	5	N/A	92.6%	92.9%	92.7%
% of Patients satisfied with the time they had to wait for an appointment	4	5	N/A	88.0%	88.8%	88.8%

* This is based on patients treated on this contract for their most recent course of treatment. Figures in italics indicate the base number of FP17s or Patient Questionnaire responses are less than 100. N/A is shown where the base number of responses is less than 10 during the period. % is calculated as Quantity/Base number*100

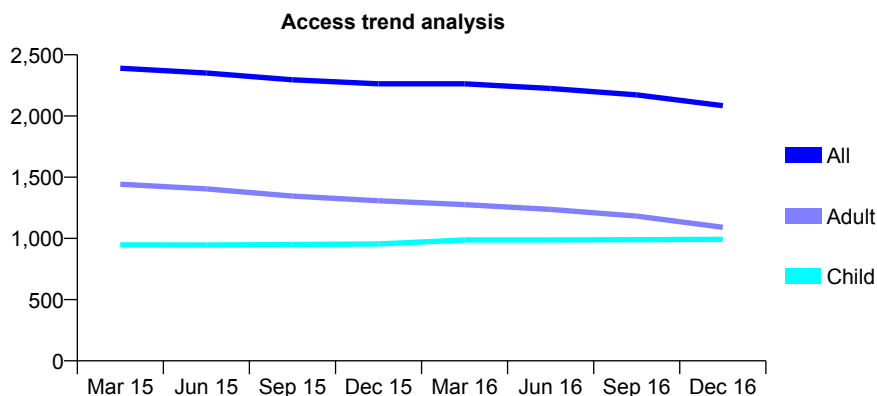
Q70 - Vital Signs At a Glance Contract Report for 263338/0001 - December 2016

Name or company name	MR GS WILBY-LOPEZ
Contract type name	GDS Contract
Purpose of contract	General
Contract start date	29/09/2006
Contract end date	

16/17 Contracted general activity (UDA)	6,000
Carry forward general activity (UDA)	0
16/17 Contracted orthodontic activity (UOA)	0
Carry forward orthodontic activity (UOA)	0
Baseline contract value	£143,813.36

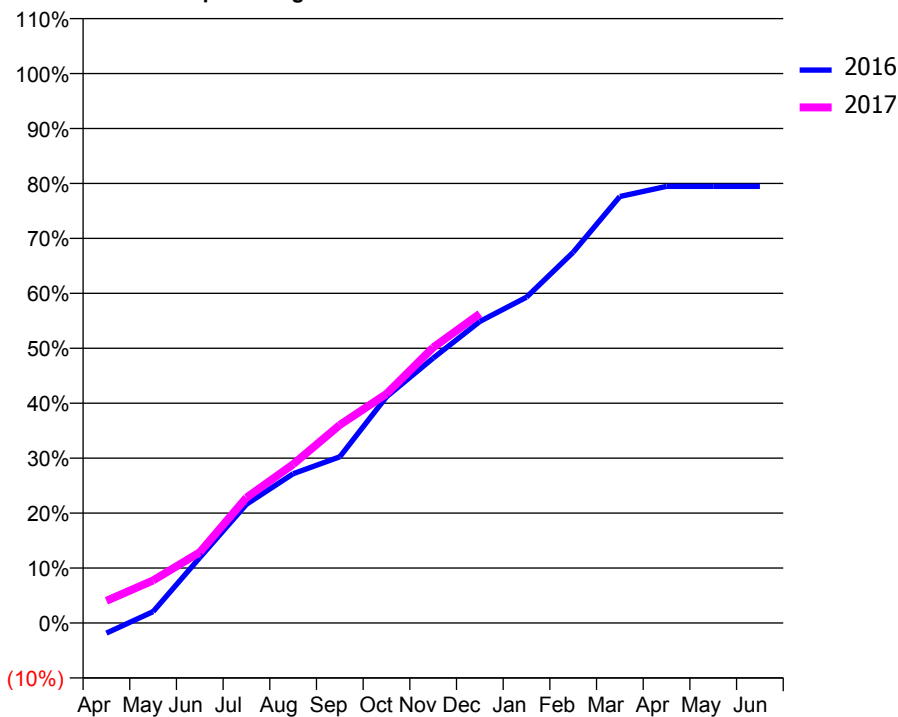
ACCESS*

Patients seen in 24 months	Total	Change since previous quarter
Quarter ending December 2015	2,263	
Quarter ending March 2016	2,263	→
Quarter ending June 2016	2,225	↓
Quarter ending September 2016	2,173	↓
Quarter ending December 2016	2,084	↓
Variance since December 2015	(7.9%)	↓



ACTIVITY

Cumulative percentage of contracted UDA delivered 2016 & 2017



Adjusted Scheduled Activity (UDA)

Month	2016	2017
April	-130	242
May	144	466
June	832	773
July	1,513	1,370
August	1,901	1,734
September	2,117	2,162
October	2,882	2,503
November	3,375	3,009
December	3,842	3,377
January	4,151	
February	4,723	
March	5,433	
April	5,562	
May	5,563	
June	5,563	

QUALITY

	Quantity	Base Number	Contract	AT	Region	England
% of FP17s for the same patient ID Re-attending within 3 months - Children	57	1,203	4.7%	10.3%	11.9%	12.4%
% of FP17s for the same patient ID Re-attending within 3 months - Adults	171	1,206	14.2%	15.1%	16.5%	16.6%
% of FP17s for the same patient ID Re-attending between 3 & 9 months - Children	873	1,203	72.6%	60.7%	60.2%	57.5%
% of FP17s for the same patient ID Re-attending between 3 & 9 months - Adults	867	1,206	71.9%	52.7%	52.0%	50.4%
% of FP17s for Band 1 Urgent Courses	95	2,305	4.1%	9.5%	9.5%	9.1%
% of FP17s Relating to Free Repair or Replacements	18	2,305	0.8%	0.7%	0.7%	0.8%
% of FP17s Relating to Continuations	54	2,305	2.3%	1.3%	1.2%	1.3%
% of Patients satisfied with the dentistry they have received	0	0	N/A	92.6%	92.9%	92.7%
% of Patients satisfied with the time they had to wait for an appointment	0	0	N/A	88.0%	88.8%	88.8%

* This is based on patients treated on this contract for their most recent course of treatment. Figures in italics indicate the base number of FP17s or Patient Questionnaire responses are less than 100. N/A is shown where the base number of responses is less than 10 during the period. % is calculated as Quantity/Base number*100

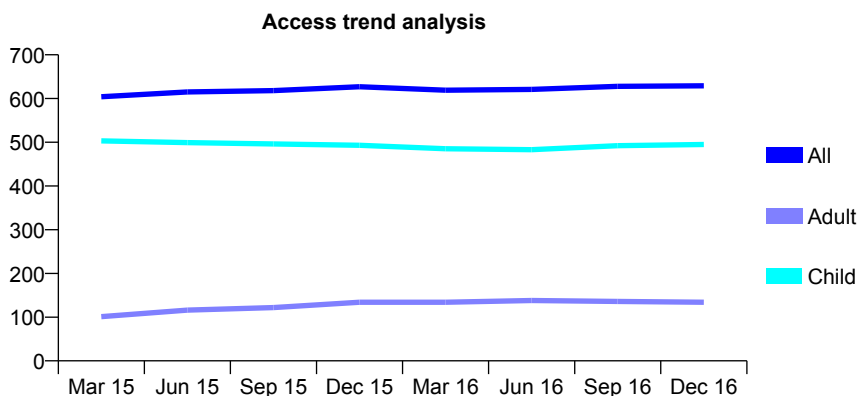
Q70 - Vital Signs At a Glance Contract Report for 305154/0001 - December 2016

Name or company name	MR PD KENNY
Contract type name	GDS Contract
Purpose of contract	General
Contract start date	01/04/2006
Contract end date	

16/17 Contracted general activity (UDA)	1,350
Carry forward general activity (UDA)	4
16/17 Contracted orthodontic activity (UOA)	0
Carry forward orthodontic activity (UOA)	0
Baseline contract value	£28,616.49

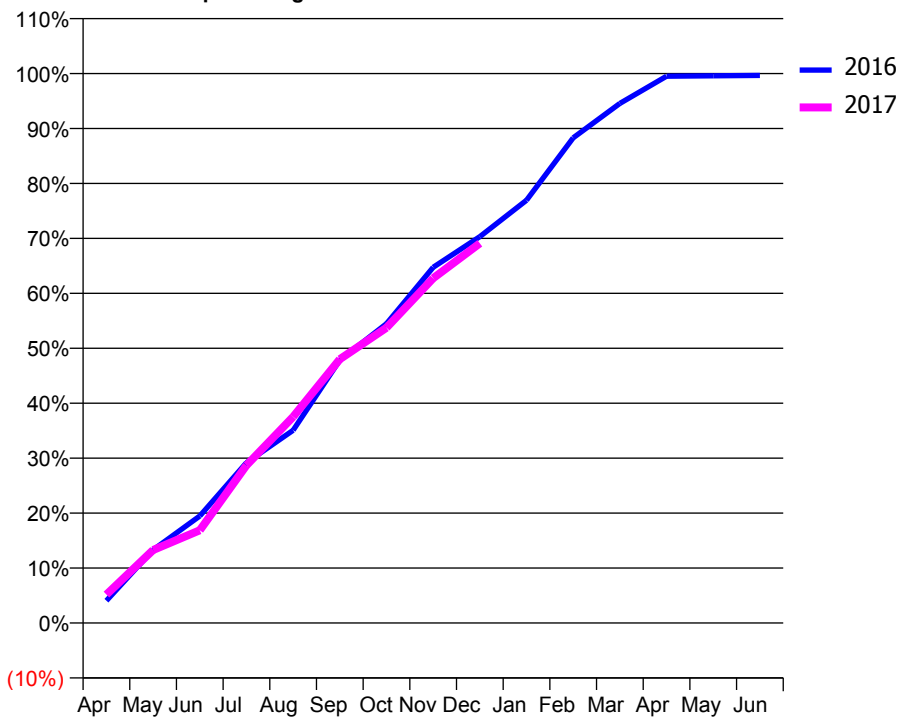
ACCESS*

Patients seen in 24 months	Total	Change since previous quarter
Quarter ending December 2015	627	
Quarter ending March 2016	619	↓
Quarter ending June 2016	621	→
Quarter ending September 2016	628	→
Quarter ending December 2016	629	→
Variance since December 2015	0.3%	→



ACTIVITY

Cumulative percentage of contracted UDA delivered 2016 & 2017



Month	Adjusted Scheduled Activity (UDA)	
	2016	2017
April	55	70
May	180	179
June	263	228
July	394	387
August	473	507
September	646	648
October	735	725
November	874	847
December	949	933
January	1,039	
February	1,192	
March	1,276	
April	1,343	
May	1,344	
June	1,345	

QUALITY

	Quantity	Base Number	Contract	AT	Region	England
% of FP17s for the same patient ID Re-attending within 3 months - Children	70	717	9.8%	10.3%	11.9%	12.4%
% of FP17s for the same patient ID Re-attending within 3 months - Adults	4	60	6.7%	15.1%	16.5%	16.6%
% of FP17s for the same patient ID Re-attending between 3 & 9 months - Children	521	717	72.7%	60.7%	60.2%	57.5%
% of FP17s for the same patient ID Re-attending between 3 & 9 months - Adults	48	60	80.0%	52.7%	52.0%	50.4%
% of FP17s for Band 1 Urgent Courses	34	713	4.8%	9.5%	9.5%	9.1%
% of FP17s Relating to Free Repair or Replacements	0	713	0.0%	0.7%	0.7%	0.8%
% of FP17s Relating to Continuations	1	713	0.1%	1.3%	1.2%	1.3%
% of Patients satisfied with the dentistry they have received	0	0	N/A	92.6%	92.9%	92.7%
% of Patients satisfied with the time they had to wait for an appointment	0	0	N/A	88.0%	88.8%	88.8%

* This is based on patients treated on this contract for their most recent course of treatment. Figures in italics indicate the base number of FP17s or Patient Questionnaire responses are less than 100. N/A is shown where the base number of responses is less than 10 during the period. % is calculated as Quantity/Base number*100

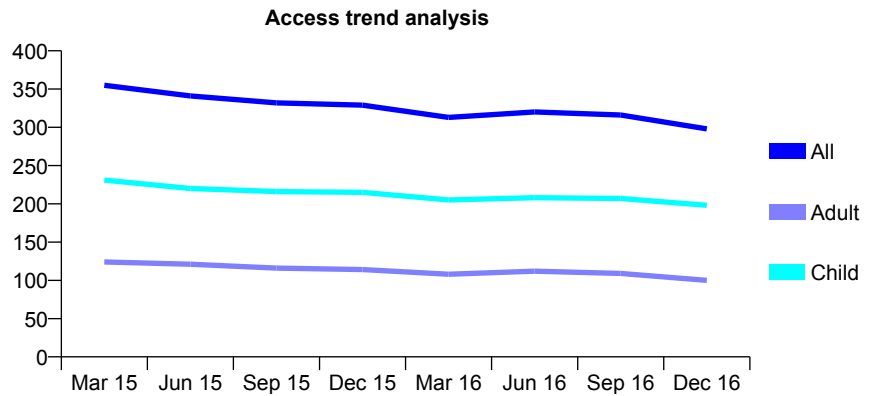
Q70 - Vital Signs At a Glance Contract Report for 305650/0001 - December 2016

Name or company name	MR SP KING
Contract type name	GDS Contract
Purpose of contract	General
Contract start date	01/10/2012
Contract end date	

16/17 Contracted general activity (UDA)	650
Carry forward general activity (UDA)	0
16/17 Contracted orthodontic activity (UOA)	0
Carry forward orthodontic activity (UOA)	0
Baseline contract value	£15,075.44

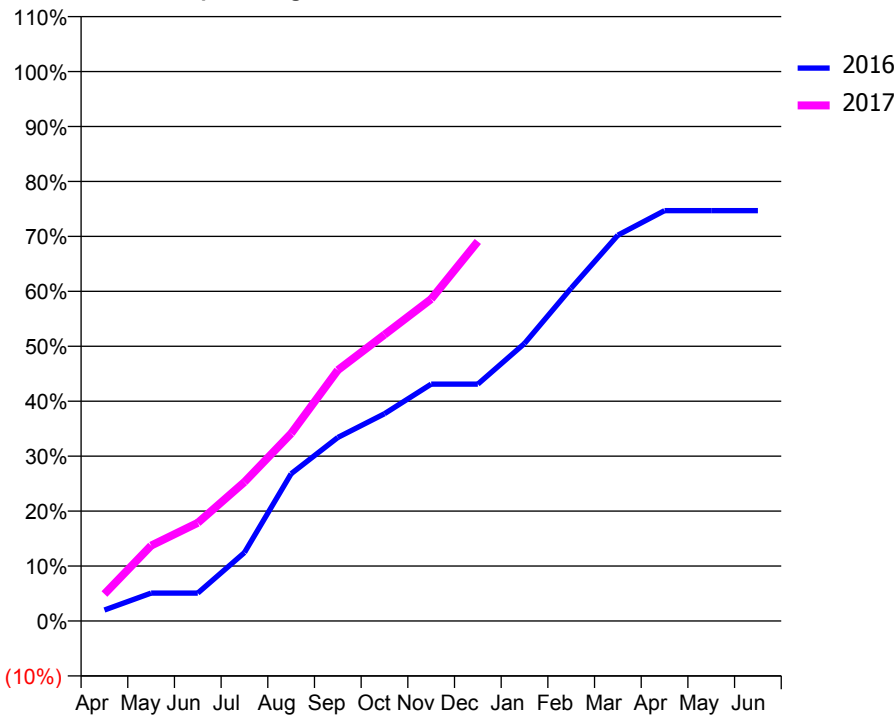
ACCESS*

Patients seen in 24 months	Total	Change since previous quarter
Quarter ending December 2015	329	
Quarter ending March 2016	313	↓
Quarter ending June 2016	320	↑
Quarter ending September 2016	316	↓
Quarter ending December 2016	298	↓
Variance since December 2015	(9.4%)	↓



ACTIVITY

Cumulative percentage of contracted UDA delivered 2016 & 2017



Month	Adjusted Scheduled Activity (UDA)	
	2016	2017
April	13	32
May	33	89
June	33	116
July	81	164
August	174	222
September	217	297
October	245	339
November	280	381
December	280	449
January	328	
February	394	
March	456	
April	485	
May	485	
June	485	

QUALITY

	Quantity	Base Number	Contract	AT	Region	England
% of FP17s for the same patient ID Re-attending within 3 months - Children	11	209	5.3%	10.3%	11.9%	12.4%
% of FP17s for the same patient ID Re-attending within 3 months - Adults	12	75	16.0%	15.1%	16.5%	16.6%
% of FP17s for the same patient ID Re-attending between 3 & 9 months - Children	95	209	45.5%	60.7%	60.2%	57.5%
% of FP17s for the same patient ID Re-attending between 3 & 9 months - Adults	28	75	37.3%	52.7%	52.0%	50.4%
% of FP17s for Band 1 Urgent Courses	5	262	1.9%	9.5%	9.5%	9.1%
% of FP17s Relating to Free Repair or Replacements	0	262	0.0%	0.7%	0.7%	0.8%
% of FP17s Relating to Continuations	6	262	2.3%	1.3%	1.2%	1.3%
% of Patients satisfied with the dentistry they have received	0	0	N/A	92.6%	92.9%	92.7%
% of Patients satisfied with the time they had to wait for an appointment	0	0	N/A	88.0%	88.8%	88.8%

* This is based on patients treated on this contract for their most recent course of treatment. Figures in italics indicate the base number of FP17s or Patient Questionnaire responses are less than 100. N/A is shown where the base number of responses is less than 10 during the period. % is calculated as Quantity/Base number*100

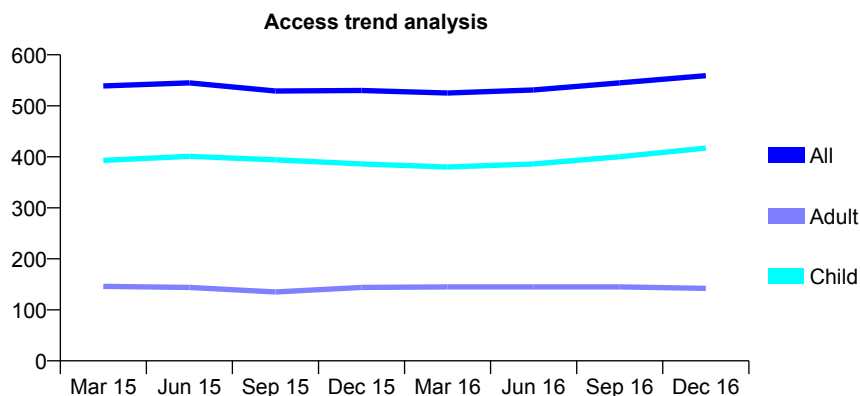
Q70 - Vital Signs At a Glance Contract Report for 307181/0001 - December 2016

Name or company name	MR DI GREENAWAY
Contract type name	GDS Contract
Purpose of contract	General
Contract start date	01/04/2006
Contract end date	

16/17 Contracted general activity (UDA)	1,000
Carry forward general activity (UDA)	0
16/17 Contracted orthodontic activity (UOA)	0
Carry forward orthodontic activity (UOA)	0
Baseline contract value	£22,752.33

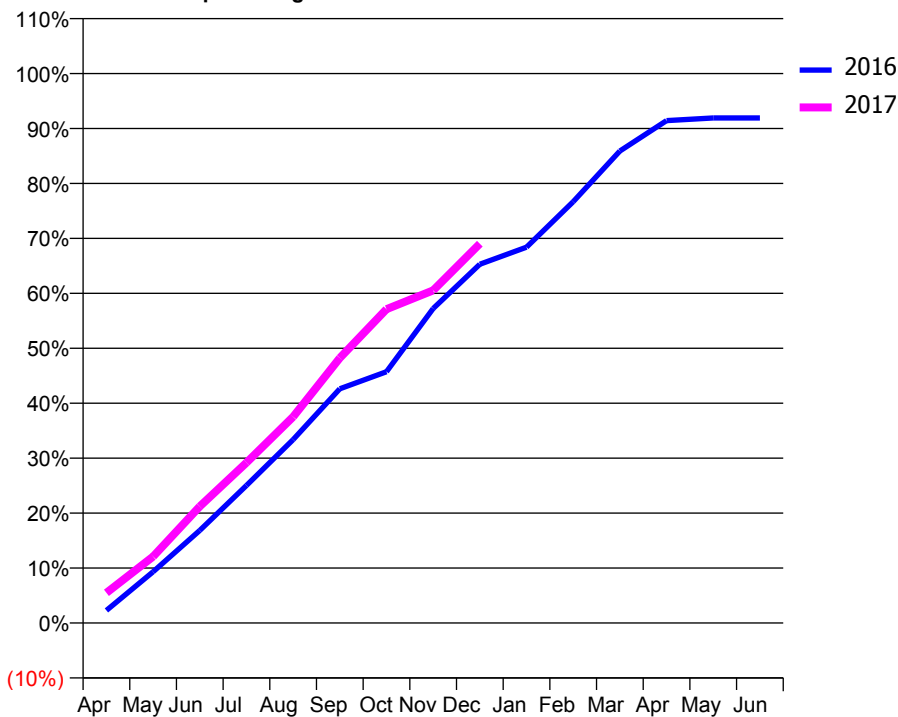
ACCESS*

Patients seen in 24 months	Total	Change since previous quarter
Quarter ending December 2015	530	
Quarter ending March 2016	525	→
Quarter ending June 2016	531	→
Quarter ending September 2016	545	↑
Quarter ending December 2016	559	↑
Variance since December 2015	5.5%	↑



ACTIVITY

Cumulative percentage of contracted UDA delivered 2016 & 2017



Month	Adjusted Scheduled Activity (UDA)	
	2016	2017
April	23	55
May	93	121
June	169	212
July	250	292
August	334	375
September	426	482
October	457	571
November	572	605
December	653	690
January	684	
February	767	
March	859	
April	914	
May	919	
June	919	

QUALITY

	Quantity	Base Number	Contract	AT	Region	England
% of FP17s for the same patient ID Re-attending within 3 months - Children	15	499	3.0%	10.3%	11.9%	12.4%
% of FP17s for the same patient ID Re-attending within 3 months - Adults	5	99	5.1%	15.1%	16.5%	16.6%
% of FP17s for the same patient ID Re-attending between 3 & 9 months - Children	339	499	67.9%	60.7%	60.2%	57.5%
% of FP17s for the same patient ID Re-attending between 3 & 9 months - Adults	47	99	47.5%	52.7%	52.0%	50.4%
% of FP17s for Band 1 Urgent Courses	16	553	2.9%	9.5%	9.5%	9.1%
% of FP17s Relating to Free Repair or Replacements	0	553	0.0%	0.7%	0.7%	0.8%
% of FP17s Relating to Continuations	0	553	0.0%	1.3%	1.2%	1.3%
% of Patients satisfied with the dentistry they have received	1	1	N/A	92.6%	92.9%	92.7%
% of Patients satisfied with the time they had to wait for an appointment	1	1	N/A	88.0%	88.8%	88.8%

* This is based on patients treated on this contract for their most recent course of treatment. Figures in italics indicate the base number of FP17s or Patient Questionnaire responses are less than 100. N/A is shown where the base number of responses is less than 10 during the period. % is calculated as Quantity/Base number*100

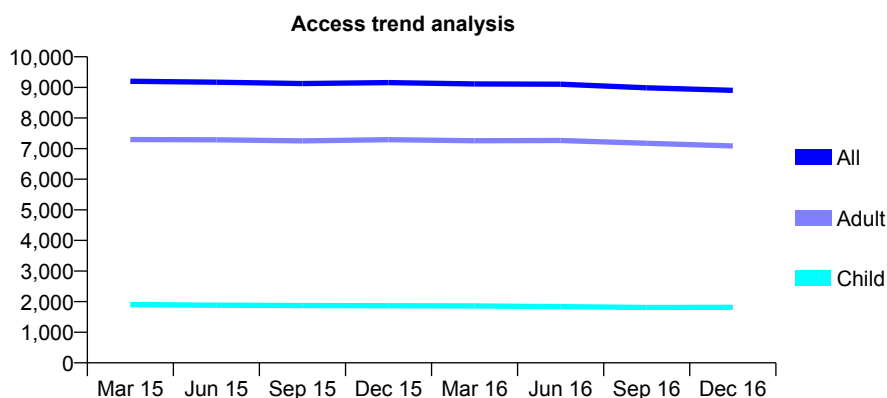
Q70 - Vital Signs At a Glance Contract Report for 321532/0001 - December 2016

Name or company name	Maple House Dental Practice
Contract type name	GDS Contract
Purpose of contract	General
Contract start date	01/04/2006
Contract end date	

16/17 Contracted general activity (UDA)	25,659
Carry forward general activity (UDA)	682
16/17 Contracted orthodontic activity (UOA)	0
Carry forward orthodontic activity (UOA)	0
Baseline contract value	£561,012.78

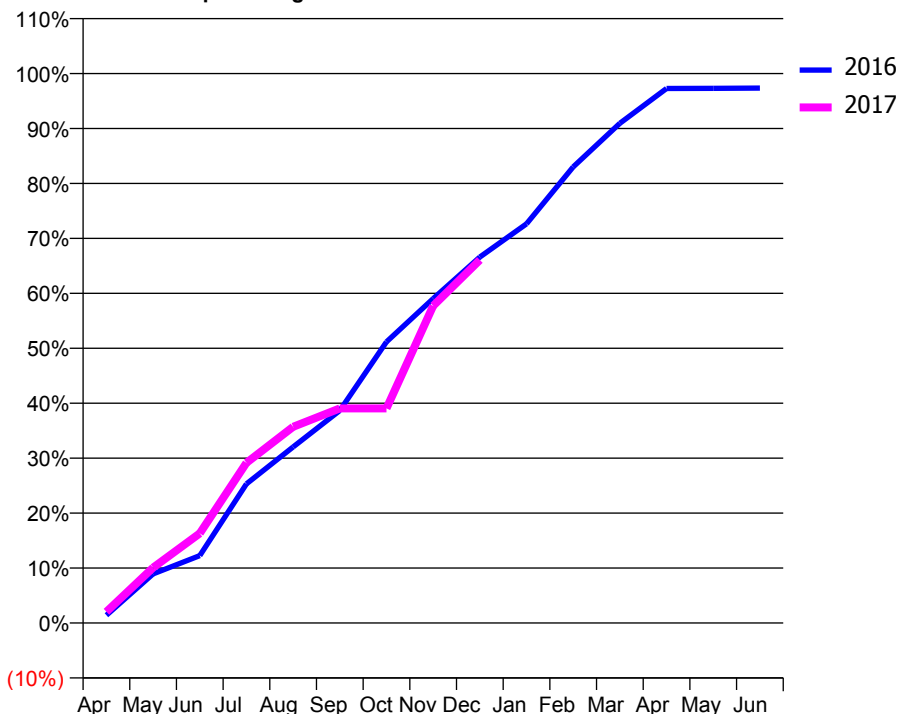
ACCESS*

Patients seen in 24 months	Total	Change since previous quarter
Quarter ending December 2015	9,155	
Quarter ending March 2016	9,115	→
Quarter ending June 2016	9,103	→
Quarter ending September 2016	8,986	↓
Quarter ending December 2016	8,902	→
Variance since December 2015	(2.8%)	↓



ACTIVITY

Cumulative percentage of contracted UDA delivered 2016 & 2017



Month	Adjusted Scheduled Activity (UDA)	
	2016	2017
April	363	528
May	2,295	2,586
June	3,148	4,190
July	6,500	7,484
August	8,225	9,164
September	9,921	10,020
October	13,131	10,020
November	15,148	14,811
December	17,091	16,951
January	18,642	
February	21,300	
March	23,336	
April	24,958	
May	24,968	
June	24,977	

QUALITY

	Quantity	Base Number	Contract	AT	Region	England
% of FP17s for the same patient ID Re-attending within 3 months - Children	101	2,053	4.9%	10.3%	11.9%	12.4%
% of FP17s for the same patient ID Re-attending within 3 months - Adults	1,182	8,479	13.9%	15.1%	16.5%	16.6%
% of FP17s for the same patient ID Re-attending between 3 & 9 months - Children	1,425	2,053	69.4%	60.7%	60.2%	57.5%
% of FP17s for the same patient ID Re-attending between 3 & 9 months - Adults	5,597	8,479	66.0%	52.7%	52.0%	50.4%
% of FP17s for Band 1 Urgent Courses	567	9,107	6.2%	9.5%	9.5%	9.1%
% of FP17s Relating to Free Repair or Replacements	99	9,107	1.1%	0.7%	0.7%	0.8%
% of FP17s Relating to Continuations	189	9,107	2.1%	1.3%	1.2%	1.3%
% of Patients satisfied with the dentistry they have received	11	11	100.0%	92.6%	92.9%	92.7%
% of Patients satisfied with the time they had to wait for an appointment	10	11	90.9%	88.0%	88.8%	88.8%

* This is based on patients treated on this contract for their most recent course of treatment. Figures in italics indicate the base number of FP17s or Patient Questionnaire responses are less than 100. N/A is shown where the base number of responses is less than 10 during the period. % is calculated as Quantity/Base number*100

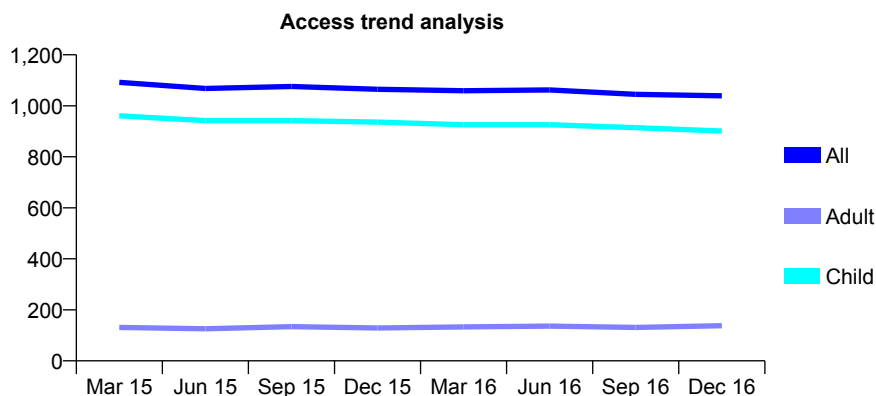
Q70 - Vital Signs At a Glance Contract Report for 321788/0001 - December 2016

Name or company name	MR GH MORRIS
Contract type name	GDS Contract
Purpose of contract	General
Contract start date	01/04/2006
Contract end date	

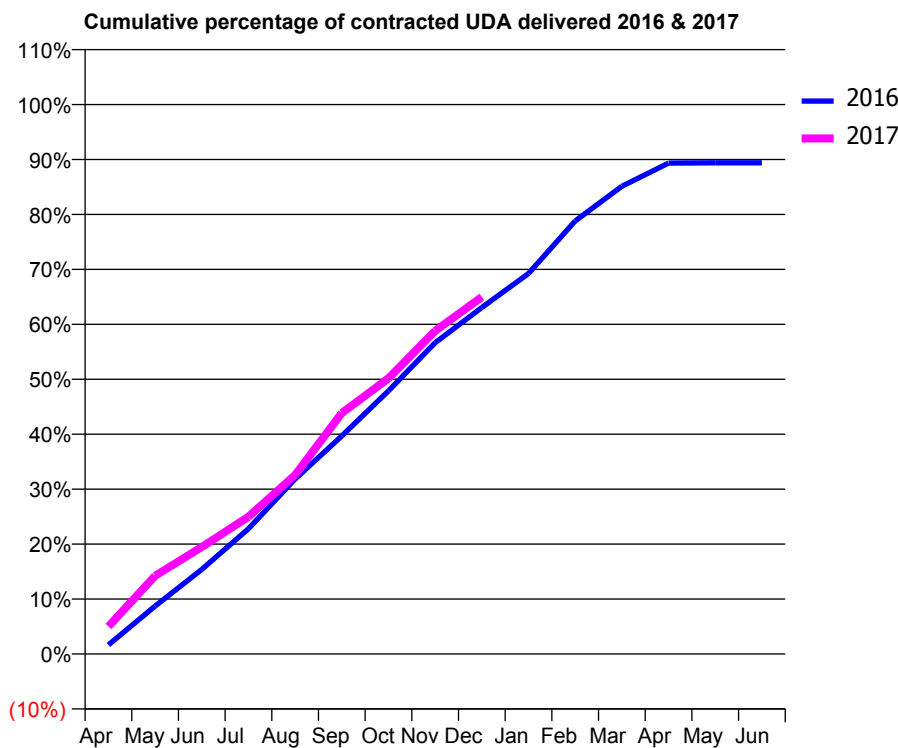
16/17 Contracted general activity (UDA)	2,150
Carry forward general activity (UDA)	0
16/17 Contracted orthodontic activity (UOA)	0
Carry forward orthodontic activity (UOA)	0
Baseline contract value	£51,868.05

ACCESS*

Patients seen in 24 months	Total	Change since previous quarter
Quarter ending December 2015	1,065	
Quarter ending March 2016	1,059	→
Quarter ending June 2016	1,062	→
Quarter ending September 2016	1,045	↓
Quarter ending December 2016	1,039	→
Variance since December 2015	(2.4%)	↓



ACTIVITY



Month	Adjusted Scheduled Activity (UDA)	
	2016	2017
April	36	108
May	188	306
June	331	419
July	490	537
August	685	701
September	853	943
October	1,030	1,079
November	1,218	1,265
December	1,356	1,397
January	1,489	
February	1,695	
March	1,830	
April	1,921	
May	1,922	
June	1,922	

QUALITY

	Quantity	Base Number	Contract	AT	Region	England
% of FP17s for the same patient ID Re-attending within 3 months - Children	71	1,105	6.4%	10.3%	11.9%	12.4%
% of FP17s for the same patient ID Re-attending within 3 months - Adults	3	47	6.4%	15.1%	16.5%	16.6%
% of FP17s for the same patient ID Re-attending between 3 & 9 months - Children	724	1,105	65.5%	60.7%	60.2%	57.5%
% of FP17s for the same patient ID Re-attending between 3 & 9 months - Adults	34	47	72.3%	52.7%	52.0%	50.4%
% of FP17s for Band 1 Urgent Courses	45	1,079	4.2%	9.5%	9.5%	9.1%
% of FP17s Relating to Free Repair or Replacements	0	1,079	0.0%	0.7%	0.7%	0.8%
% of FP17s Relating to Continuations	0	1,079	0.0%	1.3%	1.2%	1.3%
% of Patients satisfied with the dentistry they have received	0	0	N/A	92.6%	92.9%	92.7%
% of Patients satisfied with the time they had to wait for an appointment	0	0	N/A	88.0%	88.8%	88.8%

* This is based on patients treated on this contract for their most recent course of treatment. Figures in italics indicate the base number of FP17s or Patient Questionnaire responses are less than 100. N/A is shown where the base number of responses is less than 10 during the period. % is calculated as Quantity/Base number*100

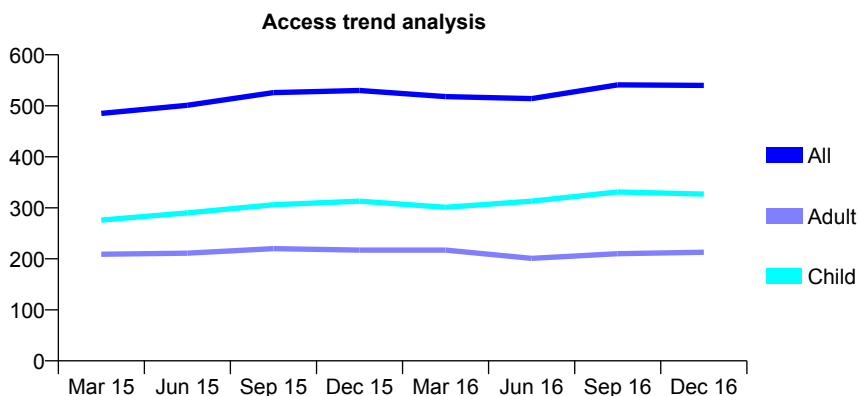
Q70 - Vital Signs At a Glance Contract Report for 321974/0001 - December 2016

Name or company name	MR AE INMAN
Contract type name	GDS Contract
Purpose of contract	General
Contract start date	01/04/2006
Contract end date	

16/17 Contracted general activity (UDA)	782
Carry forward general activity (UDA)	0
16/17 Contracted orthodontic activity (UOA)	0
Carry forward orthodontic activity (UOA)	0
Baseline contract value	£19,400.06

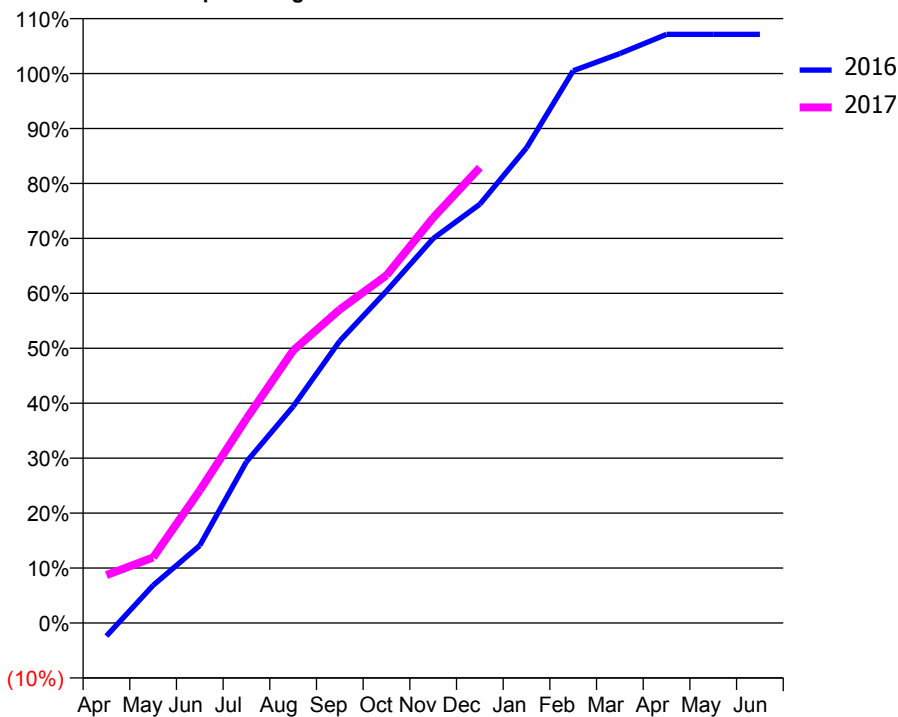
ACCESS*

Patients seen in 24 months	Total	Change since previous quarter
Quarter ending December 2015	530	
Quarter ending March 2016	518	↓
Quarter ending June 2016	514	→
Quarter ending September 2016	541	↑
Quarter ending December 2016	540	→
Variance since December 2015	1.9%	→



ACTIVITY

Cumulative percentage of contracted UDA delivered 2016 & 2017



Month	Adjusted Scheduled Activity (UDA)	
	2016	2017
April	-19	68
May	54	93
June	110	189
July	230	291
August	308	388
September	401	446
October	472	495
November	547	577
December	596	648
January	676	
February	786	
March	810	
April	838	
May	838	
June	838	

QUALITY

	Quantity	Base Number	Contract	AT	Region	England
% of FP17s for the same patient ID Re-attending within 3 months - Children	42	425	9.9%	10.3%	11.9%	12.4%
% of FP17s for the same patient ID Re-attending within 3 months - Adults	1	105	1.0%	15.1%	16.5%	16.6%
% of FP17s for the same patient ID Re-attending between 3 & 9 months - Children	264	425	62.1%	60.7%	60.2%	57.5%
% of FP17s for the same patient ID Re-attending between 3 & 9 months - Adults	1	105	1.0%	52.7%	52.0%	50.4%
% of FP17s for Band 1 Urgent Courses	126	509	24.8%	9.5%	9.5%	9.1%
% of FP17s Relating to Free Repair or Replacements	0	509	0.0%	0.7%	0.7%	0.8%
% of FP17s Relating to Continuations	4	509	0.8%	1.3%	1.2%	1.3%
% of Patients satisfied with the dentistry they have received	1	1	N/A	92.6%	92.9%	92.7%
% of Patients satisfied with the time they had to wait for an appointment	1	1	N/A	88.0%	88.8%	88.8%

* This is based on patients treated on this contract for their most recent course of treatment. Figures in italics indicate the base number of FP17s or Patient Questionnaire responses are less than 100. N/A is shown where the base number of responses is less than 10 during the period. % is calculated as Quantity/Base number*100

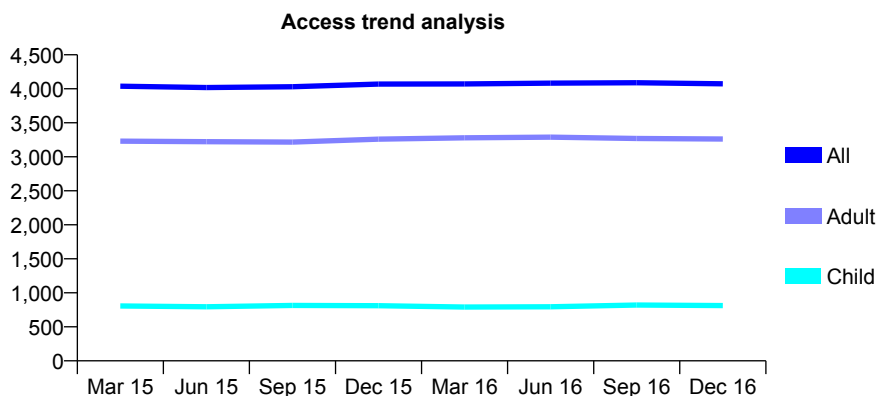
Q70 - Vital Signs At a Glance Contract Report for 323551/0001 - December 2016

Name or company name	Thistledene Dental Practice
Contract type name	GDS Contract
Purpose of contract	General
Contract start date	01/04/2006
Contract end date	

16/17 Contracted general activity (UDA)	14,000
Carry forward general activity (UDA)	240
16/17 Contracted orthodontic activity (UOA)	0
Carry forward orthodontic activity (UOA)	0
Baseline contract value	£353,646.54

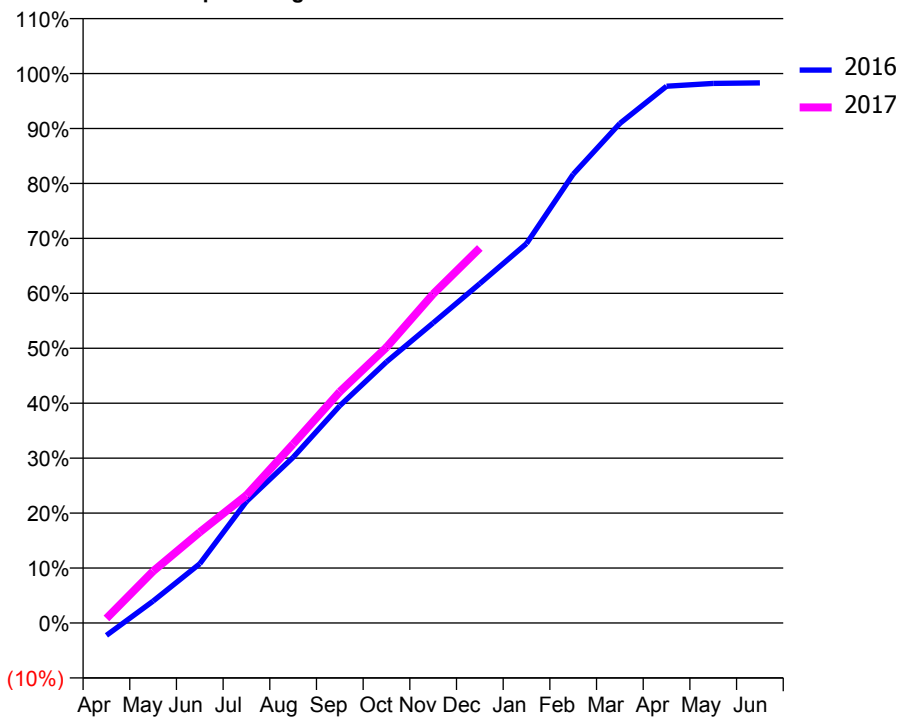
ACCESS*

Patients seen in 24 months	Total	Change since previous quarter
Quarter ending December 2015	4,070	
Quarter ending March 2016	4,071	→
Quarter ending June 2016	4,084	→
Quarter ending September 2016	4,089	→
Quarter ending December 2016	4,074	→
Variance since December 2015	0.1%	→



ACTIVITY

Cumulative percentage of contracted UDA delivered 2016 & 2017



Month	Adjusted Scheduled Activity (UDA)	
	2016	2017
April	-317	116
May	559	1,321
June	1,509	2,314
July	3,096	3,255
August	4,220	4,562
September	5,537	5,894
October	6,655	7,023
November	7,645	8,383
December	8,647	9,556
January	9,668	
February	11,434	
March	12,729	
April	13,676	
May	13,748	
June	13,760	

QUALITY

	Quantity	Base Number	Contract	AT	Region	England
% of FP17s for the same patient ID Re-attending within 3 months - Children	70	951	7.4%	10.3%	11.9%	12.4%
% of FP17s for the same patient ID Re-attending within 3 months - Adults	760	4,109	18.5%	15.1%	16.5%	16.6%
% of FP17s for the same patient ID Re-attending between 3 & 9 months - Children	605	951	63.6%	60.7%	60.2%	57.5%
% of FP17s for the same patient ID Re-attending between 3 & 9 months - Adults	2,658	4,109	64.7%	52.7%	52.0%	50.4%
% of FP17s for Band 1 Urgent Courses	231	4,675	4.9%	9.5%	9.5%	9.1%
% of FP17s Relating to Free Repair or Replacements	61	4,675	1.3%	0.7%	0.7%	0.8%
% of FP17s Relating to Continuations	155	4,675	3.3%	1.3%	1.2%	1.3%
% of Patients satisfied with the dentistry they have received	6	7	N/A	92.6%	92.9%	92.7%
% of Patients satisfied with the time they had to wait for an appointment	5	7	N/A	88.0%	88.8%	88.8%

* This is based on patients treated on this contract for their most recent course of treatment. Figures in italics indicate the base number of FP17s or Patient Questionnaire responses are less than 100. N/A is shown where the base number of responses is less than 10 during the period. % is calculated as Quantity/Base number*100

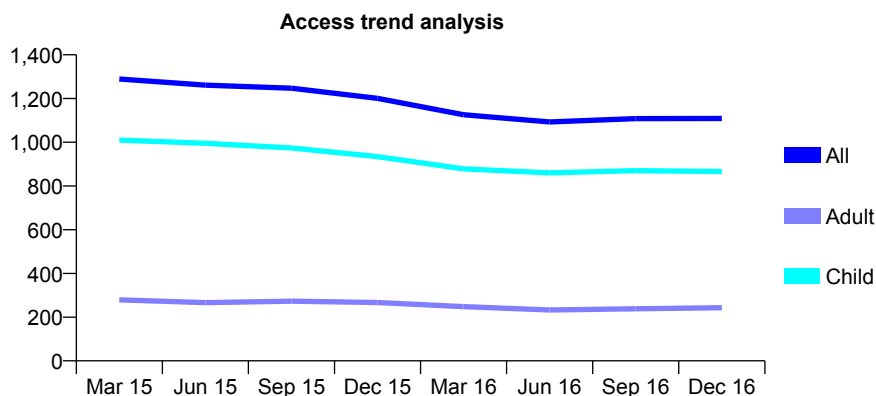
Q70 - Vital Signs At a Glance Contract Report for 324094/0001 - December 2016

Name or company name	MISS SJ WESTHEAD
Contract type name	GDS Contract
Purpose of contract	General
Contract start date	01/04/2006
Contract end date	

16/17 Contracted general activity (UDA)	2,935
Carry forward general activity (UDA)	0
16/17 Contracted orthodontic activity (UOA)	0
Carry forward orthodontic activity (UOA)	0
Baseline contract value	£71,070.32

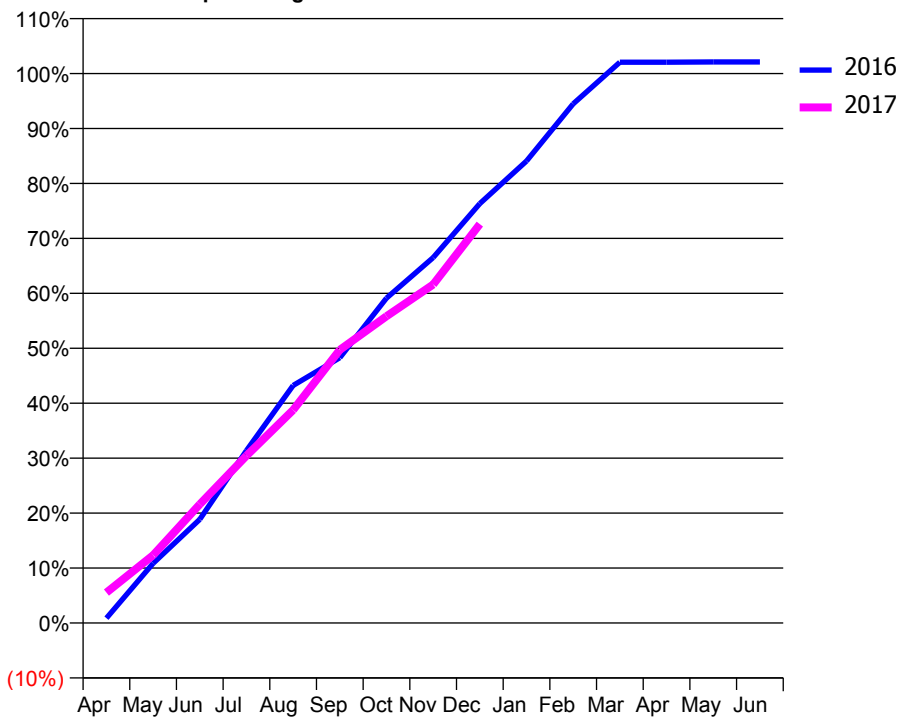
ACCESS*

Patients seen in 24 months	Total	Change since previous quarter
Quarter ending December 2015	1,201	
Quarter ending March 2016	1,126	↓
Quarter ending June 2016	1,093	↓
Quarter ending September 2016	1,108	→
Quarter ending December 2016	1,109	→
Variance since December 2015	(7.7%)	↓



ACTIVITY

Cumulative percentage of contracted UDA delivered 2016 & 2017



Month	Adjusted Scheduled Activity (UDA)	
	2016	2017
April	26	163
May	319	362
June	554	635
July	921	894
August	1,269	1,138
September	1,417	1,459
October	1,735	1,639
November	1,952	1,808
December	2,240	2,131
January	2,467	
February	2,773	
March	2,995	
April	2,995	
May	2,997	
June	2,997	

QUALITY

	Quantity	Base Number	Contract	AT	Region	England
% of FP17s for the same patient ID Re-attending within 3 months - Children	136	1,324	10.3%	10.3%	11.9%	12.4%
% of FP17s for the same patient ID Re-attending within 3 months - Adults	21	173	12.1%	15.1%	16.5%	16.6%
% of FP17s for the same patient ID Re-attending between 3 & 9 months - Children	951	1,324	71.8%	60.7%	60.2%	57.5%
% of FP17s for the same patient ID Re-attending between 3 & 9 months - Adults	102	173	59.0%	52.7%	52.0%	50.4%
% of FP17s for Band 1 Urgent Courses	33	1,496	2.2%	9.5%	9.5%	9.1%
% of FP17s Relating to Free Repair or Replacements	0	1,496	0.0%	0.7%	0.7%	0.8%
% of FP17s Relating to Continuations	0	1,496	0.0%	1.3%	1.2%	1.3%
% of Patients satisfied with the dentistry they have received	2	2	N/A	92.6%	92.9%	92.7%
% of Patients satisfied with the time they had to wait for an appointment	2	2	N/A	88.0%	88.8%	88.8%

* This is based on patients treated on this contract for their most recent course of treatment. Figures in italics indicate the base number of FP17s or Patient Questionnaire responses are less than 100. N/A is shown where the base number of responses is less than 10 during the period. % is calculated as Quantity/Base number*100

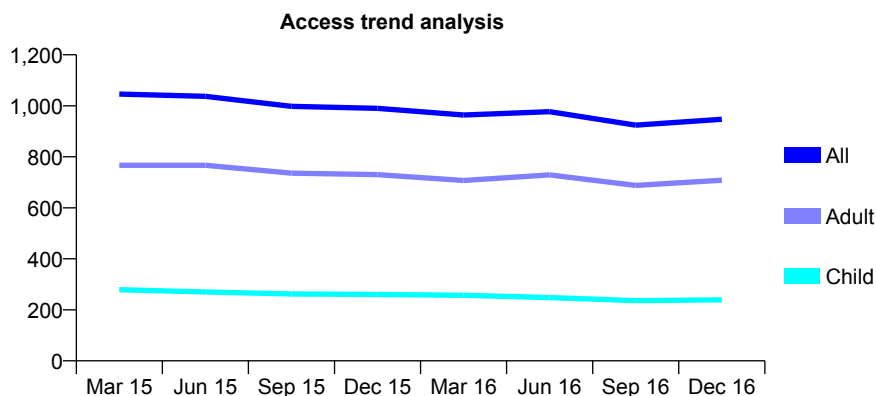
Q70 - Vital Signs At a Glance Contract Report for 325503/0001 - December 2016

Name or company name	MISS SM SHAWKAT
Contract type name	GDS Contract
Purpose of contract	General
Contract start date	01/04/2006
Contract end date	

16/17 Contracted general activity (UDA)	1,478
Carry forward general activity (UDA)	0
16/17 Contracted orthodontic activity (UOA)	0
Carry forward orthodontic activity (UOA)	0
Baseline contract value	£35,558.12

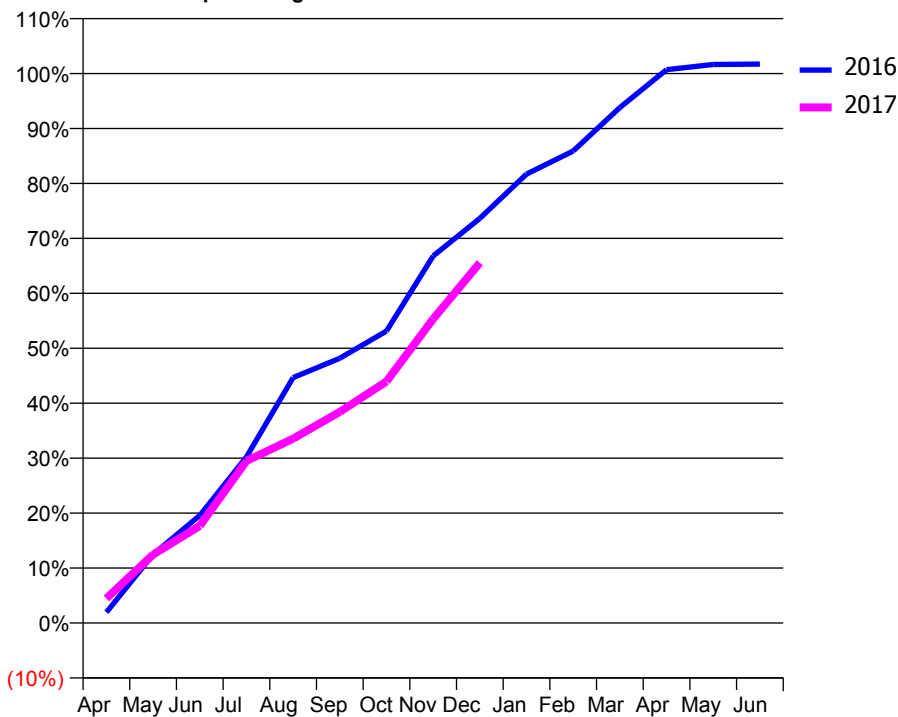
ACCESS*

Patients seen in 24 months	Total	Change since previous quarter
Quarter ending December 2015	990	
Quarter ending March 2016	964	↓
Quarter ending June 2016	977	→
Quarter ending September 2016	924	↓
Quarter ending December 2016	947	↑
Variance since December 2015	(4.3%)	↓



ACTIVITY

Cumulative percentage of contracted UDA delivered 2016 & 2017



Month	Adjusted Scheduled Activity (UDA)	
	2016	2017
April	29	66
May	184	184
June	289	261
July	447	436
August	660	496
September	712	568
October	785	650
November	987	818
December	1,088	969
January	1,207	
February	1,269	
March	1,386	
April	1,488	
May	1,502	
June	1,503	

QUALITY

	Quantity	Base Number	Contract	AT	Region	England
% of FP17s for the same patient ID Re-attending within 3 months - Children	1	165	0.6%	10.3%	11.9%	12.4%
% of FP17s for the same patient ID Re-attending within 3 months - Adults	13	388	3.4%	15.1%	16.5%	16.6%
% of FP17s for the same patient ID Re-attending between 3 & 9 months - Children	58	165	35.2%	60.7%	60.2%	57.5%
% of FP17s for the same patient ID Re-attending between 3 & 9 months - Adults	55	388	14.2%	52.7%	52.0%	50.4%
% of FP17s for Band 1 Urgent Courses	4	490	0.8%	9.5%	9.5%	9.1%
% of FP17s Relating to Free Repair or Replacements	0	490	0.0%	0.7%	0.7%	0.8%
% of FP17s Relating to Continuations	1	490	0.2%	1.3%	1.2%	1.3%
% of Patients satisfied with the dentistry they have received	2	2	N/A	92.6%	92.9%	92.7%
% of Patients satisfied with the time they had to wait for an appointment	2	2	N/A	88.0%	88.8%	88.8%

* This is based on patients treated on this contract for their most recent course of treatment. Figures in italics indicate the base number of FP17s or Patient Questionnaire responses are less than 100. N/A is shown where the base number of responses is less than 10 during the period. % is calculated as Quantity/Base number*100

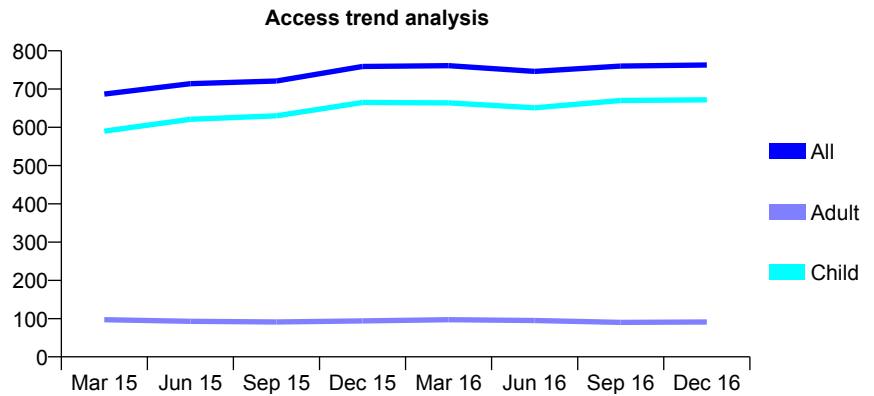
Q70 - Vital Signs At a Glance Contract Report for 326518/0001 - December 2016

Name or company name	MR KR BROWN
Contract type name	GDS Contract
Purpose of contract	General
Contract start date	01/04/2006
Contract end date	

16/17 Contracted general activity (UDA)	1,150
Carry forward general activity (UDA)	0
16/17 Contracted orthodontic activity (UOA)	0
Carry forward orthodontic activity (UOA)	0
Baseline contract value	£27,750.68

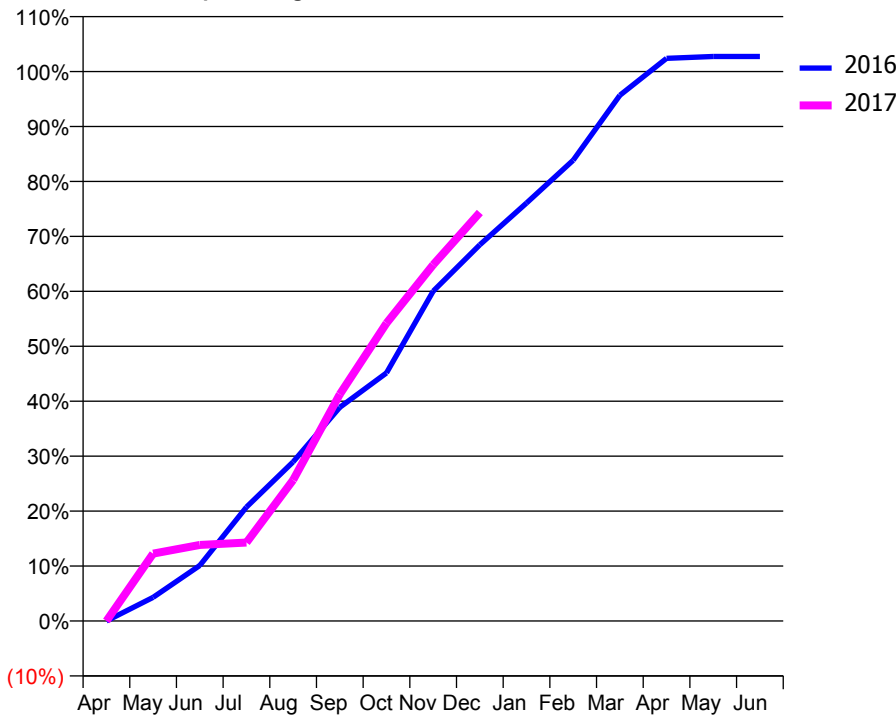
ACCESS*

Patients seen in 24 months	Total	Change since previous quarter
Quarter ending December 2015	759	
Quarter ending March 2016	761	→
Quarter ending June 2016	746	↓
Quarter ending September 2016	760	→
Quarter ending December 2016	763	→
Variance since December 2015	0.5%	→



ACTIVITY

Cumulative percentage of contracted UDA delivered 2016 & 2017



Month	Adjusted Scheduled Activity (UDA)	
	2016	2017
April	0	0
May	50	141
June	116	159
July	238	164
August	333	295
September	447	475
October	519	623
November	690	745
December	787	855
January	875	
February	964	
March	1,100	
April	1,177	
May	1,181	
June	1,181	

QUALITY

	Quantity	Base Number	Contract	AT	Region	England
% of FP17s for the same patient ID Re-attending within 3 months - Children	25	751	3.3%	10.3%	11.9%	12.4%
% of FP17s for the same patient ID Re-attending within 3 months - Adults	0	37	0.0%	15.1%	16.5%	16.6%
% of FP17s for the same patient ID Re-attending between 3 & 9 months - Children	486	751	64.7%	60.7%	60.2%	57.5%
% of FP17s for the same patient ID Re-attending between 3 & 9 months - Adults	31	37	83.8%	52.7%	52.0%	50.4%
% of FP17s for Band 1 Urgent Courses	15	716	2.1%	9.5%	9.5%	9.1%
% of FP17s Relating to Free Repair or Replacements	1	716	0.1%	0.7%	0.7%	0.8%
% of FP17s Relating to Continuations	0	716	0.0%	1.3%	1.2%	1.3%
% of Patients satisfied with the dentistry they have received	0	0	N/A	92.6%	92.9%	92.7%
% of Patients satisfied with the time they had to wait for an appointment	0	0	N/A	88.0%	88.8%	88.8%

* This is based on patients treated on this contract for their most recent course of treatment. Figures in italics indicate the base number of FP17s or Patient Questionnaire responses are less than 100. N/A is shown where the base number of responses is less than 10 during the period. % is calculated as Quantity/Base number*100

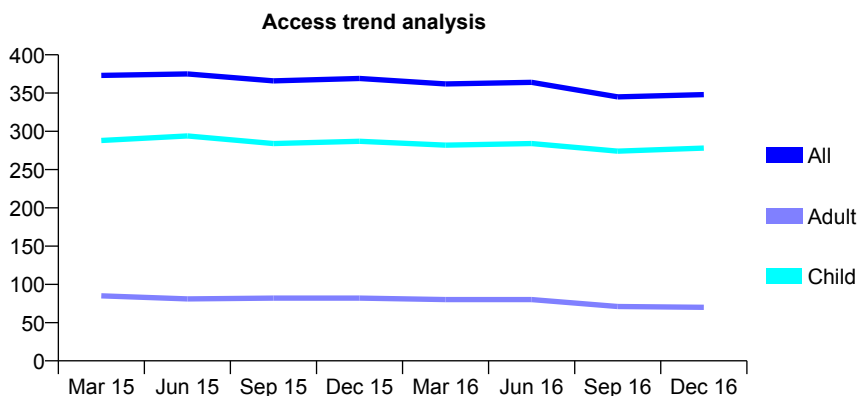
Q70 - Vital Signs At a Glance Contract Report for 328960/0001 - December 2016

Name or company name	MR SC BELFORD
Contract type name	GDS Contract
Purpose of contract	General and Orthodontic
Contract start date	01/04/2006
Contract end date	

16/17 Contracted general activity (UDA)	750
Carry forward general activity (UDA)	0
16/17 Contracted orthodontic activity (UOA)	0
Carry forward orthodontic activity (UOA)	0
Baseline contract value	£18,756.28

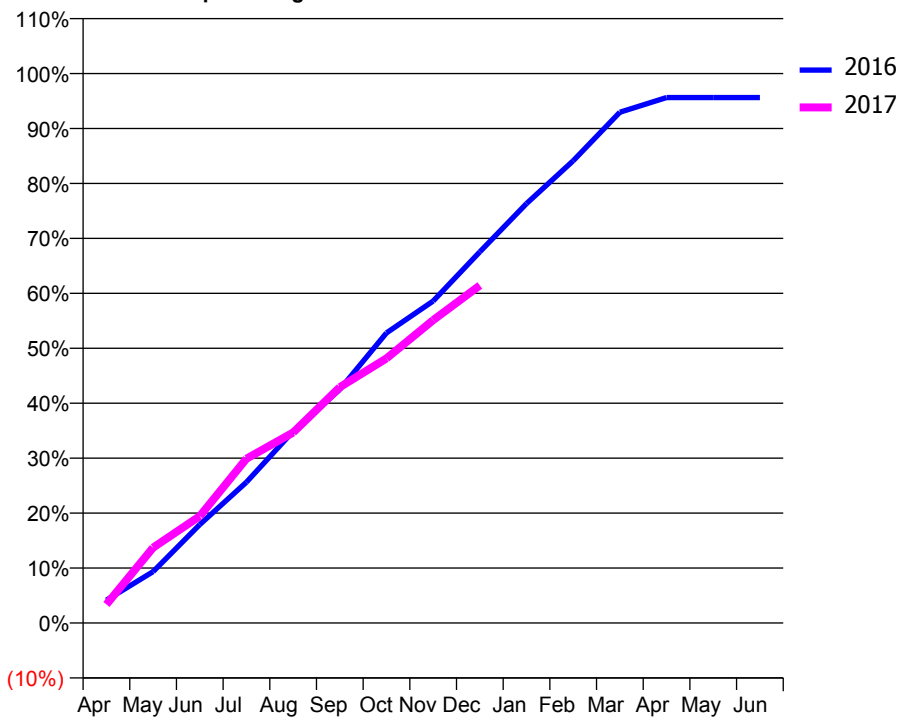
ACCESS*

Patients seen in 24 months	Total	Change since previous quarter
Quarter ending December 2015	369	
Quarter ending March 2016	362	↓
Quarter ending June 2016	364	→
Quarter ending September 2016	345	↓
Quarter ending December 2016	348	→
Variance since December 2015	(5.7%)	↓



ACTIVITY

Cumulative percentage of contracted UDA delivered 2016 & 2017



Adjusted Scheduled Activity (UDA)

Month	2016	2017
April	31	25
May	70	103
June	134	146
July	192	224
August	262	260
September	319	322
October	396	361
November	439	413
December	507	461
January	572	
February	631	
March	697	
April	717	
May	717	
June	717	

QUALITY

	Quantity	Base Number	Contract	AT	Region	England
% of FP17s for the same patient ID Re-attending within 3 months - Children	30	305	9.8%	10.3%	11.9%	12.4%
% of FP17s for the same patient ID Re-attending within 3 months - Adults	3	25	12.0%	15.1%	16.5%	16.6%
% of FP17s for the same patient ID Re-attending between 3 & 9 months - Children	191	305	62.6%	60.7%	60.2%	57.5%
% of FP17s for the same patient ID Re-attending between 3 & 9 months - Adults	13	25	52.0%	52.7%	52.0%	50.4%
% of FP17s for Band 1 Urgent Courses	24	316	7.6%	9.5%	9.5%	9.1%
% of FP17s Relating to Free Repair or Replacements	0	316	0.0%	0.7%	0.7%	0.8%
% of FP17s Relating to Continuations	0	316	0.0%	1.3%	1.2%	1.3%
% of Patients satisfied with the dentistry they have received	0	0	N/A	92.6%	92.9%	92.7%
% of Patients satisfied with the time they had to wait for an appointment	0	0	N/A	88.0%	88.8%	88.8%

* This is based on patients treated on this contract for their most recent course of treatment. Figures in italics indicate the base number of FP17s or Patient Questionnaire responses are less than 100. N/A is shown where the base number of responses is less than 10 during the period. % is calculated as Quantity/Base number*100

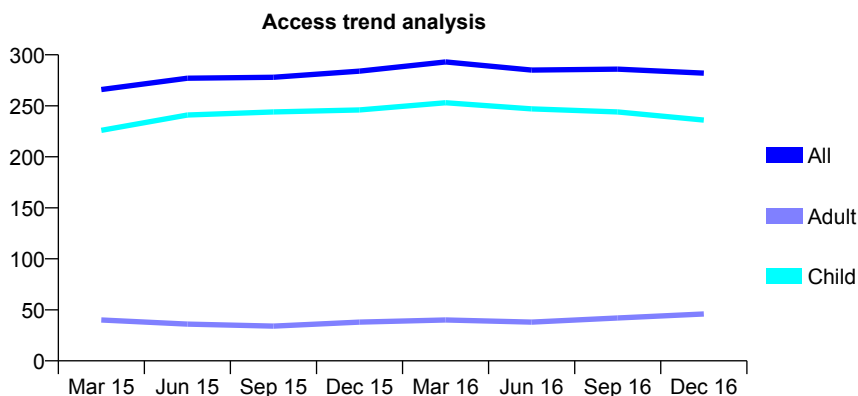
Q70 - Vital Signs At a Glance Contract Report for 331120/0001 - December 2016

Name or company name	MR GM WHITTINGHAM
Contract type name	GDS Contract
Purpose of contract	General
Contract start date	01/04/2006
Contract end date	

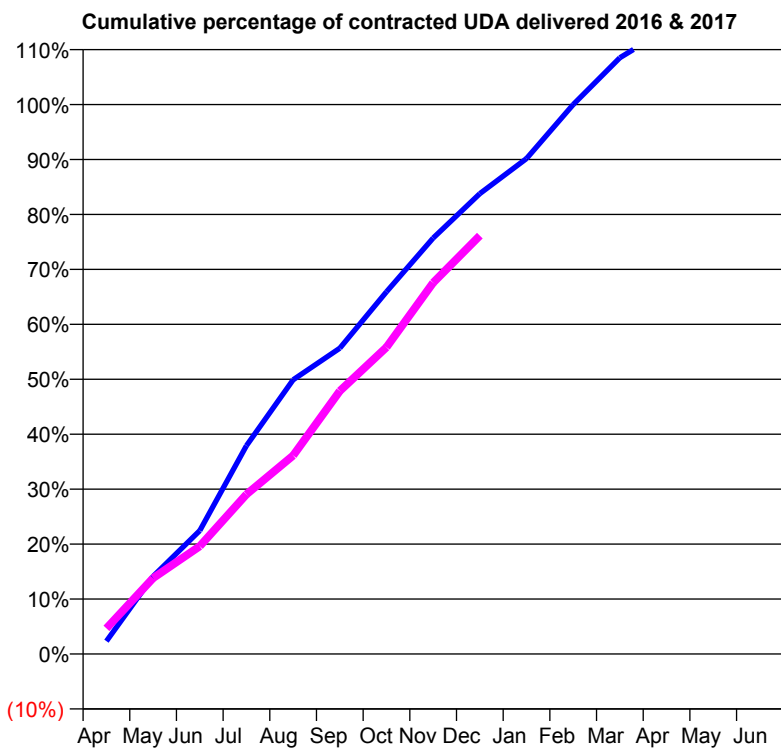
16/17 Contracted general activity (UDA)	470
Carry forward general activity (UDA)	0
16/17 Contracted orthodontic activity (UOA)	0
Carry forward orthodontic activity (UOA)	0
Baseline contract value	£10,657.81

ACCESS*

Patients seen in 24 months	Total	Change since previous quarter
Quarter ending December 2015	284	
Quarter ending March 2016	293	↑
Quarter ending June 2016	285	↓
Quarter ending September 2016	286	→
Quarter ending December 2016	282	↓
Variance since December 2015	(0.7%)	→



ACTIVITY



Month	Adjusted Scheduled Activity (UDA)	
	2016	2017
April	11	22
May	66	65
June	106	92
July	178	137
August	235	170
September	262	225
October	310	262
November	356	318
December	394	358
January	424	
February	470	
March	510	
April	534	
May	534	
June	534	

QUALITY

	Quantity	Base Number	Contract	AT	Region	England
% of FP17s for the same patient ID Re-attending within 3 months - Children	13	327	4.0%	10.3%	11.9%	12.4%
% of FP17s for the same patient ID Re-attending within 3 months - Adults	0	16	0.0%	15.1%	16.5%	16.6%
% of FP17s for the same patient ID Re-attending between 3 & 9 months - Children	232	327	70.9%	60.7%	60.2%	57.5%
% of FP17s for the same patient ID Re-attending between 3 & 9 months - Adults	8	16	50.0%	52.7%	52.0%	50.4%
% of FP17s for Band 1 Urgent Courses	9	318	2.8%	9.5%	9.5%	9.1%
% of FP17s Relating to Free Repair or Replacements	0	318	0.0%	0.7%	0.7%	0.8%
% of FP17s Relating to Continuations	0	318	0.0%	1.3%	1.2%	1.3%
% of Patients satisfied with the dentistry they have received	0	0	N/A	92.6%	92.9%	92.7%
% of Patients satisfied with the time they had to wait for an appointment	0	0	N/A	88.0%	88.8%	88.8%

* This is based on patients treated on this contract for their most recent course of treatment. Figures in italics indicate the base number of FP17s or Patient Questionnaire responses are less than 100. N/A is shown where the base number of responses is less than 10 during the period. % is calculated as Quantity/Base number*100

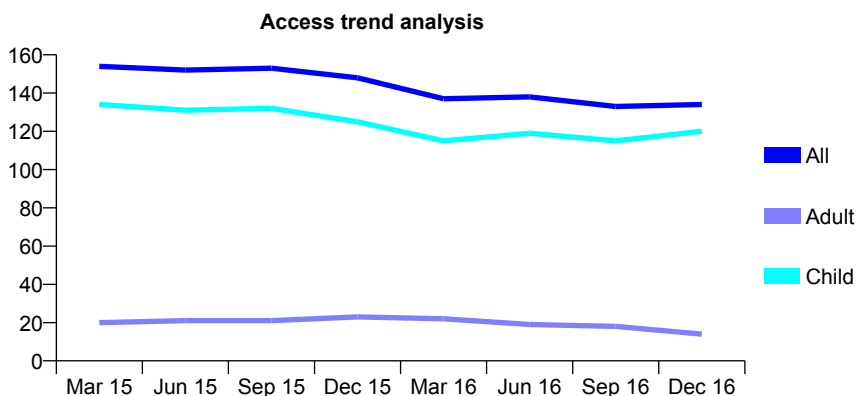
Q70 - Vital Signs At a Glance Contract Report for 338311/0001 - December 2016

Name or company name	MRS SC HALDERTHAY
Contract type name	GDS Contract
Purpose of contract	General
Contract start date	01/04/2006
Contract end date	

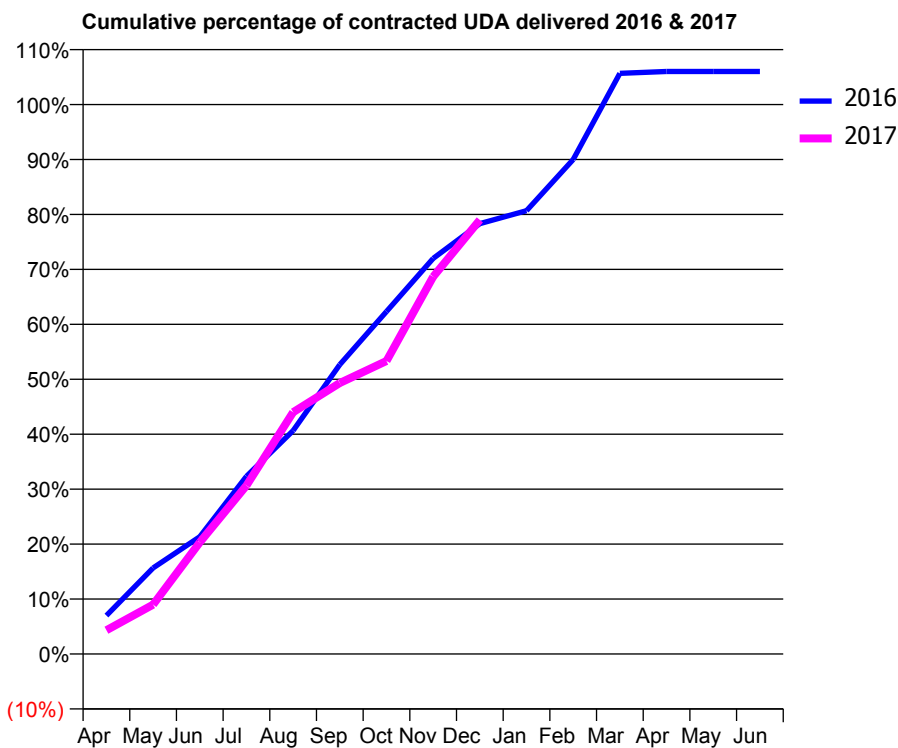
16/17 Contracted general activity (UDA)	300
Carry forward general activity (UDA)	0
16/17 Contracted orthodontic activity (UOA)	0
Carry forward orthodontic activity (UOA)	0
Baseline contract value	£6,757.01

ACCESS*

Patients seen in 24 months	Total	Change since previous quarter
Quarter ending December 2015	148	
Quarter ending March 2016	137	↓
Quarter ending June 2016	138	→
Quarter ending September 2016	133	↓
Quarter ending December 2016	134	→
Variance since December 2015	(9.5%)	↓



ACTIVITY



Month	Adjusted Scheduled Activity (UDA)	
	2016	2017
April	21	13
May	47	27
June	64	61
July	97	92
August	122	132
September	158	148
October	187	160
November	216	206
December	235	237
January	242	
February	270	
March	317	
April	318	
May	318	
June	318	

QUALITY

	Quantity	Base Number	Contract	AT	Region	England
% of FP17s for the same patient ID Re-attending within 3 months - Children	2	149	1.3%	10.3%	11.9%	12.4%
% of FP17s for the same patient ID Re-attending within 3 months - Adults	0	8	0.0%	15.1%	16.5%	16.6%
% of FP17s for the same patient ID Re-attending between 3 & 9 months - Children	99	149	66.4%	60.7%	60.2%	57.5%
% of FP17s for the same patient ID Re-attending between 3 & 9 months - Adults	5	8	62.5%	52.7%	52.0%	50.4%
% of FP17s for Band 1 Urgent Courses	0	156	0.0%	9.5%	9.5%	9.1%
% of FP17s Relating to Free Repair or Replacements	0	156	0.0%	0.7%	0.7%	0.8%
% of FP17s Relating to Continuations	0	156	0.0%	1.3%	1.2%	1.3%
% of Patients satisfied with the dentistry they have received	0	0	N/A	92.6%	92.9%	92.7%
% of Patients satisfied with the time they had to wait for an appointment	0	0	N/A	88.0%	88.8%	88.8%

* This is based on patients treated on this contract for their most recent course of treatment. Figures in italics indicate the base number of FP17s or Patient Questionnaire responses are less than 100. N/A is shown where the base number of responses is less than 10 during the period. % is calculated as Quantity/Base number*100

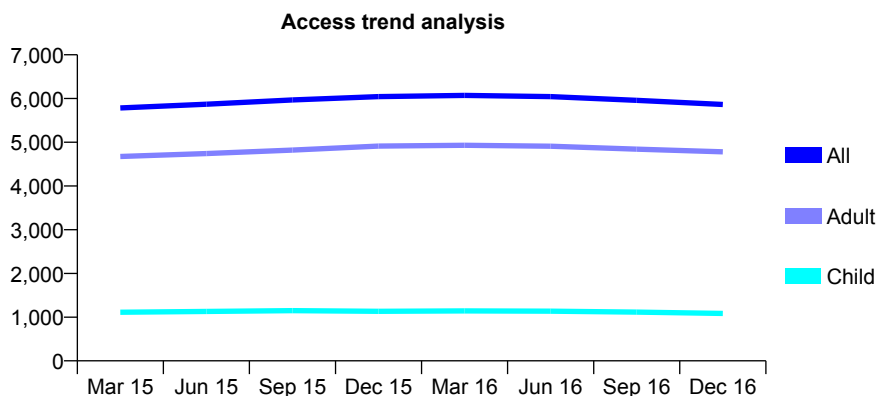
Q70 - Vital Signs At a Glance Contract Report for 338974/0001 - December 2016

Name or company name	MRS M HOOKINGS
Contract type name	GDS Contract
Purpose of contract	General
Contract start date	01/04/2006
Contract end date	

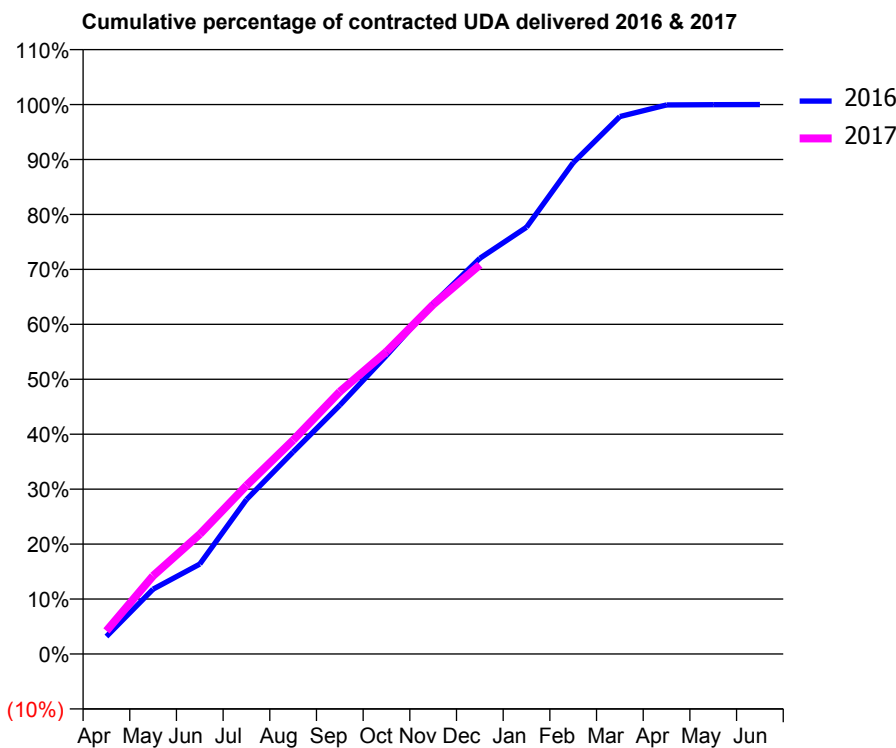
16/17 Contracted general activity (UDA)	17,000
Carry forward general activity (UDA)	1
16/17 Contracted orthodontic activity (UOA)	0
Carry forward orthodontic activity (UOA)	0
Baseline contract value	£487,882.16

ACCESS*

Patients seen in 24 months	Total	Change since previous quarter
Quarter ending December 2015	6,045	
Quarter ending March 2016	6,072	→
Quarter ending June 2016	6,045	→
Quarter ending September 2016	5,959	↓
Quarter ending December 2016	5,865	↓
Variance since December 2015	(3.0%)	↓



ACTIVITY



Month	Adjusted Scheduled Activity (UDA)	
	2016	2017
April	541	715
May	2,005	2,420
June	2,781	3,708
July	4,780	5,212
August	6,251	6,615
September	7,694	8,118
October	9,233	9,356
November	10,839	10,810
December	12,242	12,040
January	13,202	
February	15,199	
March	16,628	
April	16,986	
May	16,995	
June	16,998	

QUALITY

	Quantity	Base Number	Contract	AT	Region	England
% of FP17s for the same patient ID Re-attending within 3 months - Children	76	1,295	5.9%	10.3%	11.9%	12.4%
% of FP17s for the same patient ID Re-attending within 3 months - Adults	858	5,521	15.5%	15.1%	16.5%	16.6%
% of FP17s for the same patient ID Re-attending between 3 & 9 months - Children	878	1,295	67.8%	60.7%	60.2%	57.5%
% of FP17s for the same patient ID Re-attending between 3 & 9 months - Adults	3,129	5,521	56.7%	52.7%	52.0%	50.4%
% of FP17s for Band 1 Urgent Courses	657	6,610	9.9%	9.5%	9.5%	9.1%
% of FP17s Relating to Free Repair or Replacements	108	6,610	1.6%	0.7%	0.7%	0.8%
% of FP17s Relating to Continuations	52	6,610	0.8%	1.3%	1.2%	1.3%
% of Patients satisfied with the dentistry they have received	12	12	100.0%	92.6%	92.9%	92.7%
% of Patients satisfied with the time they had to wait for an appointment	12	12	100.0%	88.0%	88.8%	88.8%

* This is based on patients treated on this contract for their most recent course of treatment. Figures in italics indicate the base number of FP17s or Patient Questionnaire responses are less than 100. N/A is shown where the base number of responses is less than 10 during the period. % is calculated as Quantity/Base number*100

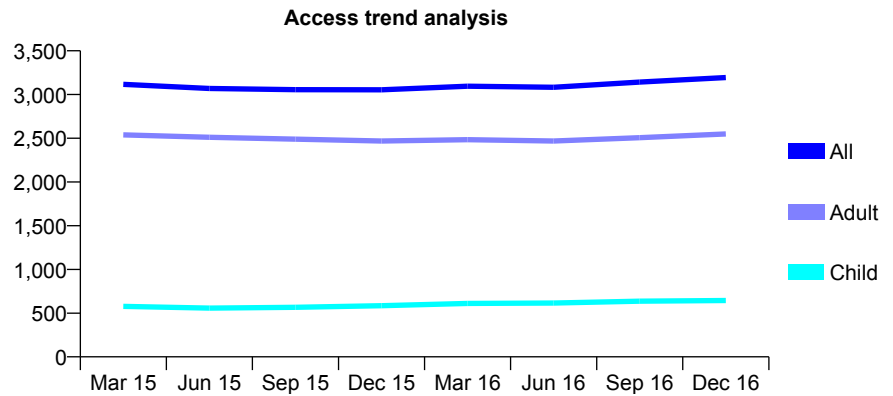
Q70 - Vital Signs At a Glance Contract Report for 339229/0001 - December 2016

Name or company name	MR BS KALSI
Contract type name	GDS Contract
Purpose of contract	General
Contract start date	29/07/2006
Contract end date	

16/17 Contracted general activity (UDA)	8,881
Carry forward general activity (UDA)	-177
16/17 Contracted orthodontic activity (UOA)	0
Carry forward orthodontic activity (UOA)	0
Baseline contract value	£213,827.61

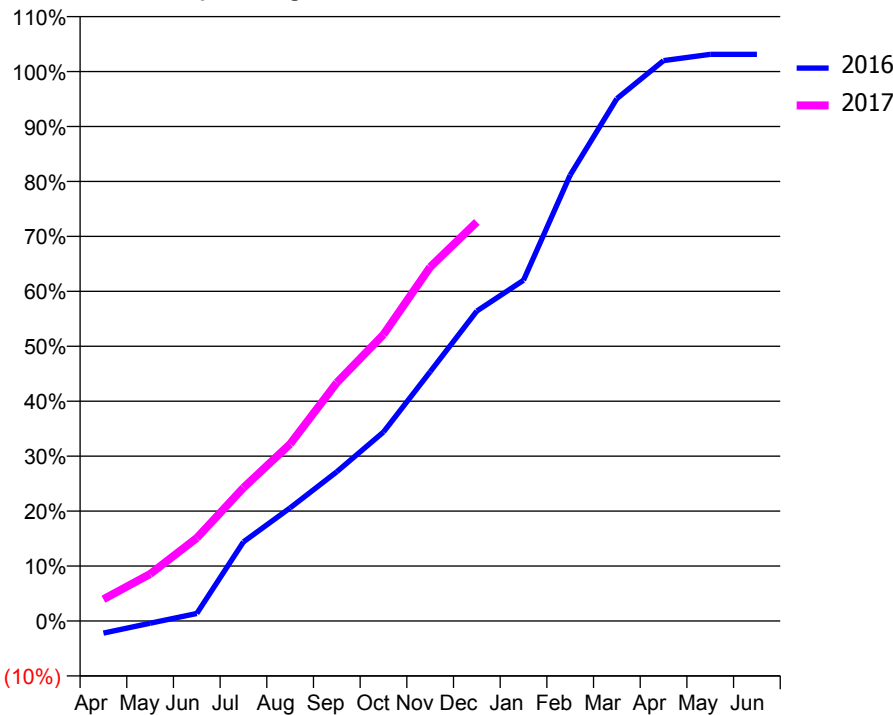
ACCESS*

Patients seen in 24 months	Total	Change since previous quarter
Quarter ending December 2015	3,054	
Quarter ending March 2016	3,095	→
Quarter ending June 2016	3,083	→
Quarter ending September 2016	3,143	→
Quarter ending December 2016	3,194	→
Variance since December 2015	4.6%	↑



ACTIVITY

Cumulative percentage of contracted UDA delivered 2016 & 2017



Month	Adjusted Scheduled Activity (UDA)	
	2016	2017
April	-198	352
May	-37	760
June	122	1,342
July	1,278	2,154
August	1,829	2,860
September	2,413	3,851
October	3,055	4,630
November	4,029	5,720
December	5,009	6,450
January	5,508	
February	7,208	
March	8,442	
April	9,057	
May	9,158	
June	9,158	

QUALITY

	Quantity	Base Number	Contract	AT	Region	England
% of FP17s for the same patient ID Re-attending within 3 months - Children	65	766	8.5%	10.3%	11.9%	12.4%
% of FP17s for the same patient ID Re-attending within 3 months - Adults	468	2,963	15.8%	15.1%	16.5%	16.6%
% of FP17s for the same patient ID Re-attending between 3 & 9 months - Children	463	766	60.4%	60.7%	60.2%	57.5%
% of FP17s for the same patient ID Re-attending between 3 & 9 months - Adults	1,709	2,963	57.7%	52.7%	52.0%	50.4%
% of FP17s for Band 1 Urgent Courses	391	3,392	11.5%	9.5%	9.5%	9.1%
% of FP17s Relating to Free Repair or Replacements	23	3,392	0.7%	0.7%	0.7%	0.8%
% of FP17s Relating to Continuations	19	3,392	0.6%	1.3%	1.2%	1.3%
% of Patients satisfied with the dentistry they have received	13	14	92.9%	92.6%	92.9%	92.7%
% of Patients satisfied with the time they had to wait for an appointment	14	14	100.0%	88.0%	88.8%	88.8%

* This is based on patients treated on this contract for their most recent course of treatment. Figures in italics indicate the base number of FP17s or Patient Questionnaire responses are less than 100. N/A is shown where the base number of responses is less than 10 during the period. % is calculated as Quantity/Base number*100

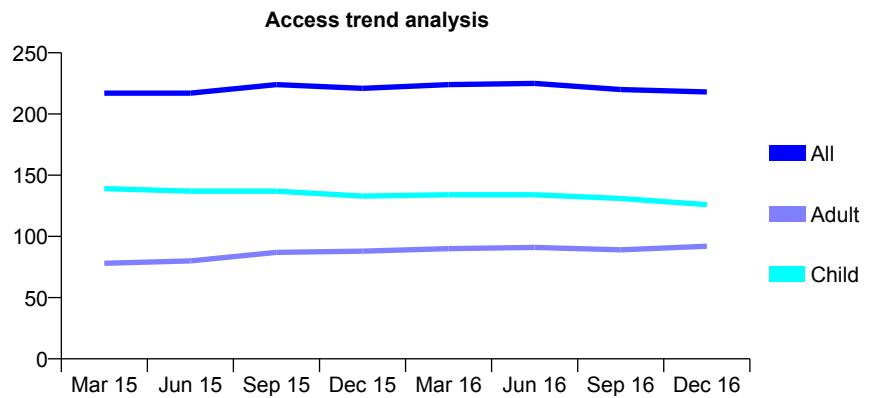
Q70 - Vital Signs At a Glance Contract Report for 341789/0001 - December 2016

Name or company name	MR RH FARRANT
Contract type name	GDS Contract
Purpose of contract	General
Contract start date	01/04/2006
Contract end date	

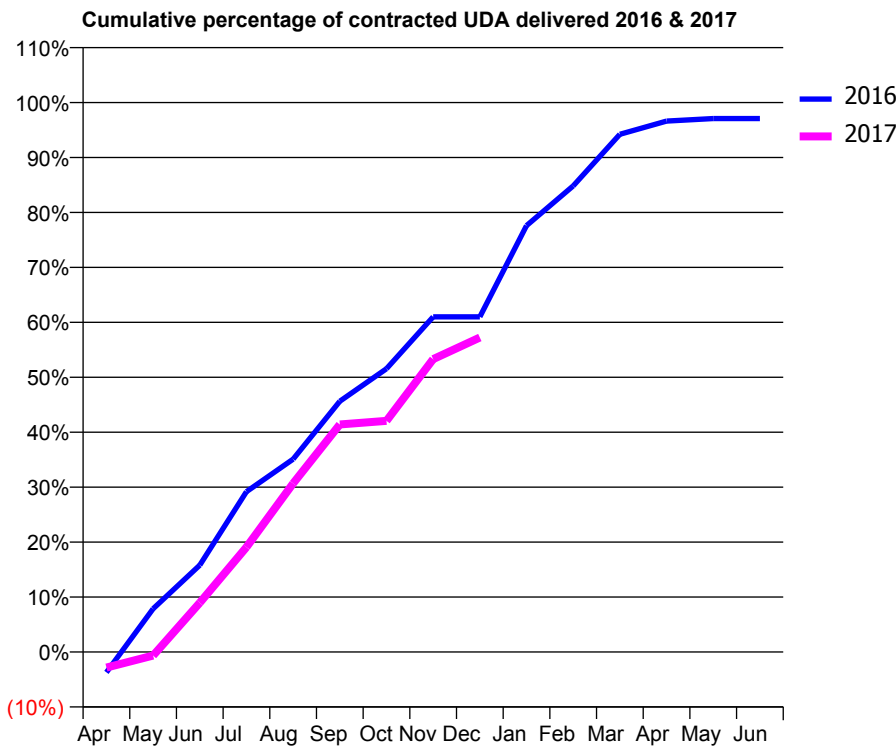
16/17 Contracted general activity (UDA)	457
Carry forward general activity (UDA)	13
16/17 Contracted orthodontic activity (UOA)	0
Carry forward orthodontic activity (UOA)	0
Baseline contract value	£9,641.58

ACCESS*

Patients seen in 24 months	Total	Change since previous quarter
Quarter ending December 2015	221	
Quarter ending March 2016	224	→
Quarter ending June 2016	225	→
Quarter ending September 2016	220	↓
Quarter ending December 2016	218	→
Variance since December 2015	(1.4%)	↓



ACTIVITY



Month	Adjusted Scheduled Activity (UDA)	
	2016	2017
April	-17	-13
May	36	-3
June	72	41
July	133	87
August	160	140
September	209	189
October	236	192
November	279	244
December	279	262
January	355	
February	388	
March	431	
April	442	
May	444	
June	444	

QUALITY

	Quantity	Base Number	Contract	AT	Region	England
% of FP17s for the same patient ID Re-attending within 3 months - Children	3	129	2.3%	10.3%	11.9%	12.4%
% of FP17s for the same patient ID Re-attending within 3 months - Adults	10	90	11.1%	15.1%	16.5%	16.6%
% of FP17s for the same patient ID Re-attending between 3 & 9 months - Children	96	129	74.4%	60.7%	60.2%	57.5%
% of FP17s for the same patient ID Re-attending between 3 & 9 months - Adults	56	90	62.2%	52.7%	52.0%	50.4%
% of FP17s for Band 1 Urgent Courses	3	199	1.5%	9.5%	9.5%	9.1%
% of FP17s Relating to Free Repair or Replacements	0	199	0.0%	0.7%	0.7%	0.8%
% of FP17s Relating to Continuations	1	199	0.5%	1.3%	1.2%	1.3%
% of Patients satisfied with the dentistry they have received	1	1	N/A	92.6%	92.9%	92.7%
% of Patients satisfied with the time they had to wait for an appointment	1	1	N/A	88.0%	88.8%	88.8%

* This is based on patients treated on this contract for their most recent course of treatment. Figures in italics indicate the base number of FP17s or Patient Questionnaire responses are less than 100. N/A is shown where the base number of responses is less than 10 during the period. % is calculated as Quantity/Base number*100

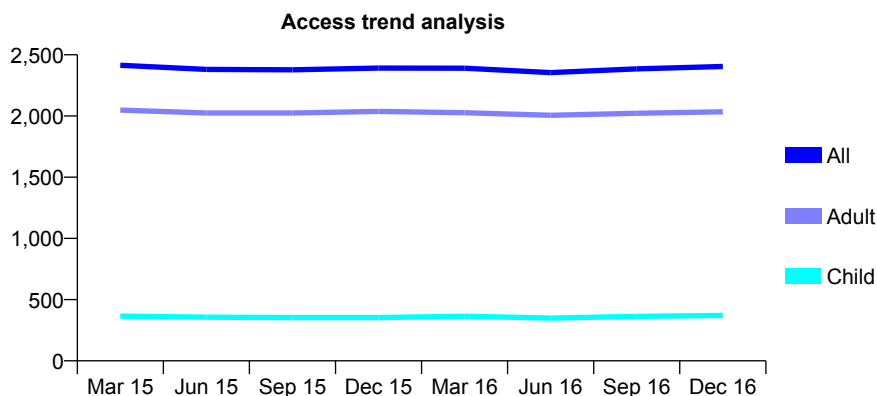
Q70 - Vital Signs At a Glance Contract Report for 342882/0001 - December 2016

Name or company name	MR AM SOUHANI
Contract type name	GDS Contract
Purpose of contract	General
Contract start date	01/04/2006
Contract end date	

16/17 Contracted general activity (UDA)	7,966
Carry forward general activity (UDA)	0
16/17 Contracted orthodontic activity (UOA)	0
Carry forward orthodontic activity (UOA)	0
Baseline contract value	£234,077.95

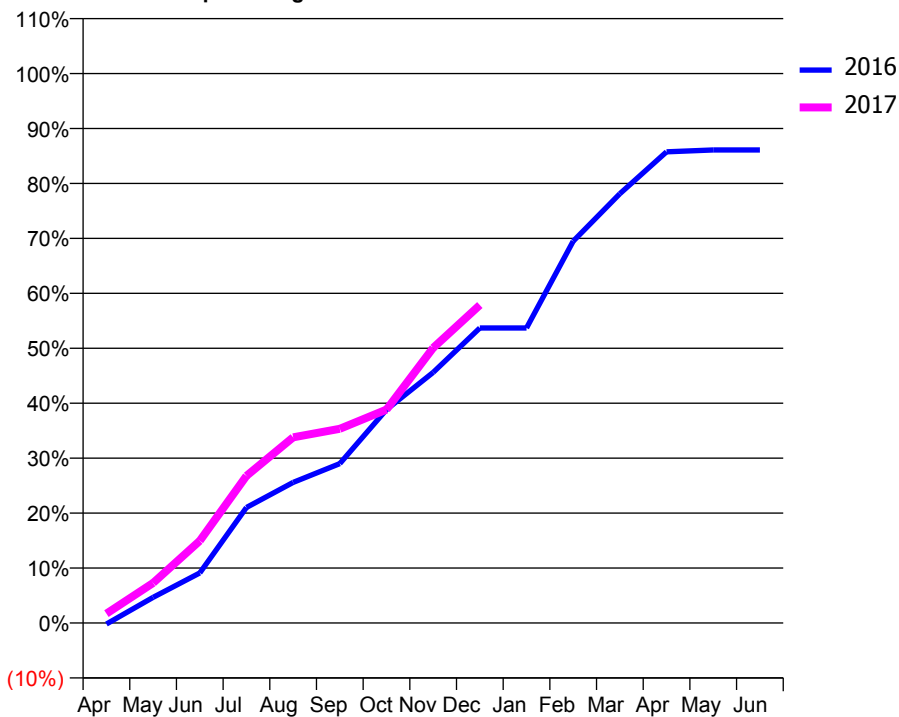
ACCESS*

Patients seen in 24 months	Total	Change since previous quarter
Quarter ending December 2015	2,392	
Quarter ending March 2016	2,391	→
Quarter ending June 2016	2,355	↓
Quarter ending September 2016	2,385	→
Quarter ending December 2016	2,405	→
Variance since December 2015	0.5%	→



ACTIVITY

Cumulative percentage of contracted UDA delivered 2016 & 2017



Month	Adjusted Scheduled Activity (UDA)	
	2016	2017
April	-16	135
May	372	581
June	725	1,191
July	1,675	2,132
August	2,039	2,692
September	2,310	2,816
October	3,093	3,094
November	3,633	3,990
December	4,277	4,609
January	4,277	
February	5,536	
March	6,224	
April	6,830	
May	6,858	
June	6,857	

QUALITY

	Quantity	Base Number	Contract	AT	Region	England
% of FP17s for the same patient ID Re-attending within 3 months - Children	8	337	2.4%	10.3%	11.9%	12.4%
% of FP17s for the same patient ID Re-attending within 3 months - Adults	212	2,166	9.8%	15.1%	16.5%	16.6%
% of FP17s for the same patient ID Re-attending between 3 & 9 months - Children	200	337	59.3%	60.7%	60.2%	57.5%
% of FP17s for the same patient ID Re-attending between 3 & 9 months - Adults	1,384	2,166	63.9%	52.7%	52.0%	50.4%
% of FP17s for Band 1 Urgent Courses	61	2,280	2.7%	9.5%	9.5%	9.1%
% of FP17s Relating to Free Repair or Replacements	24	2,280	1.1%	0.7%	0.7%	0.8%
% of FP17s Relating to Continuations	12	2,280	0.5%	1.3%	1.2%	1.3%
% of Patients satisfied with the dentistry they have received	4	4	N/A	92.6%	92.9%	92.7%
% of Patients satisfied with the time they had to wait for an appointment	4	4	N/A	88.0%	88.8%	88.8%

* This is based on patients treated on this contract for their most recent course of treatment. Figures in italics indicate the base number of FP17s or Patient Questionnaire responses are less than 100. N/A is shown where the base number of responses is less than 10 during the period. % is calculated as Quantity/Base number*100

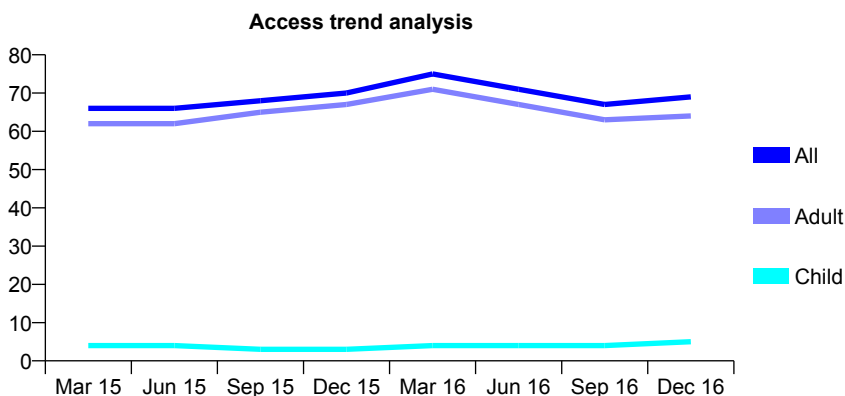
Q70 - Vital Signs At a Glance Contract Report for 342882/0003 - December 2016

Name or company name	MR AM SOUHANI
Contract type name	GDS Contract
Purpose of contract	General
Contract start date	01/04/2010
Contract end date	

16/17 Contracted general activity (UDA)	110
Carry forward general activity (UDA)	0
16/17 Contracted orthodontic activity (UOA)	0
Carry forward orthodontic activity (UOA)	0
Baseline contract value	£0.00

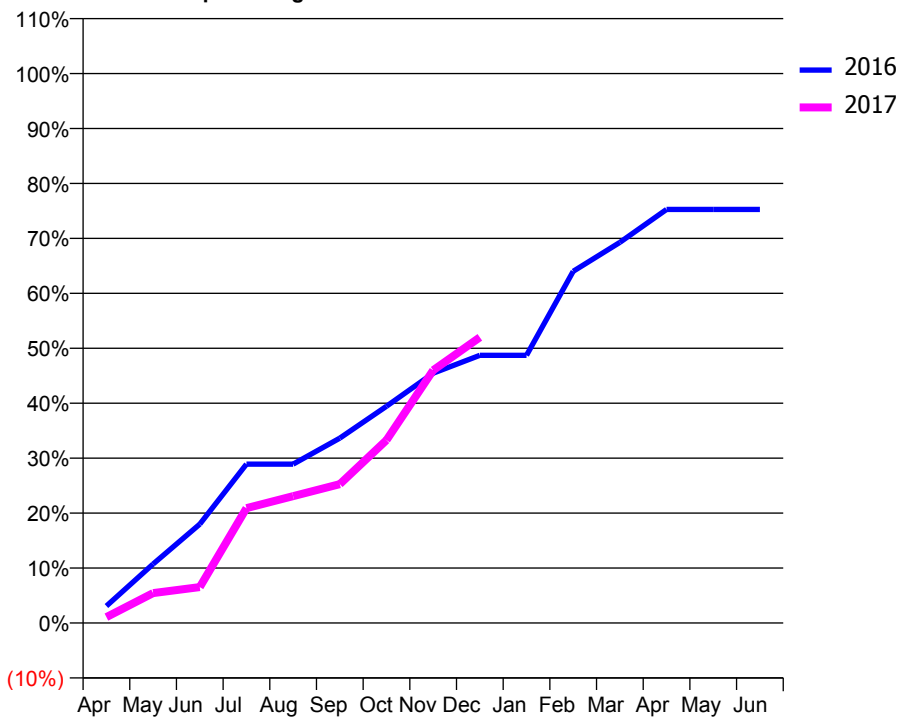
ACCESS*

Patients seen in 24 months	Total	Change since previous quarter
Quarter ending December 2015	70	
Quarter ending March 2016	75	↑
Quarter ending June 2016	71	↓
Quarter ending September 2016	67	↓
Quarter ending December 2016	69	↑
Variance since December 2015	(1.4%)	↓



ACTIVITY

Cumulative percentage of contracted UDA delivered 2016 & 2017



Month	Adjusted Scheduled Activity (UDA)	
	2016	2017
April	3	1
May	12	6
June	20	7
July	32	23
August	32	25
September	37	28
October	43	37
November	50	51
December	54	57
January	54	
February	70	
March	76	
April	83	
May	83	
June	83	

QUALITY

	Quantity	Base Number	Contract	AT	Region	England
% of FP17s for the same patient ID Re-attending within 3 months - Children	0	3	0.0%	10.3%	11.9%	12.4%
% of FP17s for the same patient ID Re-attending within 3 months - Adults	0	45	0.0%	15.1%	16.5%	16.6%
% of FP17s for the same patient ID Re-attending between 3 & 9 months - Children	0	3	0.0%	60.7%	60.2%	57.5%
% of FP17s for the same patient ID Re-attending between 3 & 9 months - Adults	5	45	11.1%	52.7%	52.0%	50.4%
% of FP17s for Band 1 Urgent Courses	31	44	70.5%	9.5%	9.5%	9.1%
% of FP17s Relating to Free Repair or Replacements	0	44	0.0%	0.7%	0.7%	0.8%
% of FP17s Relating to Continuations	0	44	0.0%	1.3%	1.2%	1.3%
% of Patients satisfied with the dentistry they have received	0	0	N/A	92.6%	92.9%	92.7%
% of Patients satisfied with the time they had to wait for an appointment	0	0	N/A	88.0%	88.8%	88.8%

* This is based on patients treated on this contract for their most recent course of treatment. Figures in italics indicate the base number of FP17s or Patient Questionnaire responses are less than 100. N/A is shown where the base number of responses is less than 10 during the period. % is calculated as Quantity/Base number*100

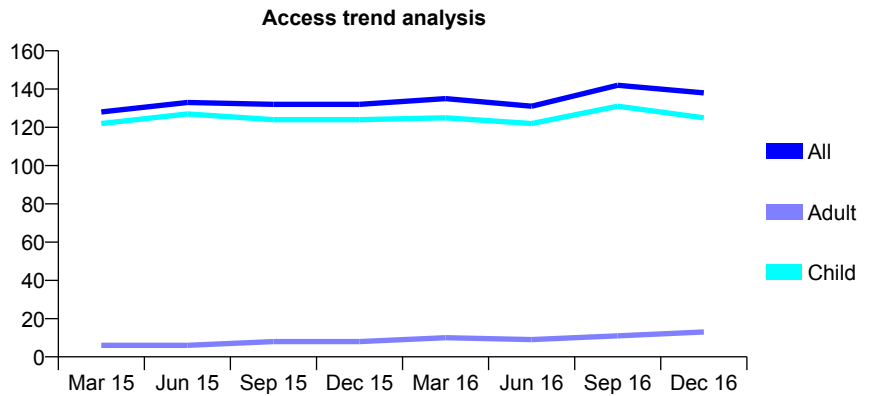
Q70 - Vital Signs At a Glance Contract Report for 346128/0001 - December 2016

Name or company name	MS A BENEKE
Contract type name	GDS Contract
Purpose of contract	General
Contract start date	01/04/2006
Contract end date	

16/17 Contracted general activity (UDA)	258
Carry forward general activity (UDA)	0
16/17 Contracted orthodontic activity (UOA)	0
Carry forward orthodontic activity (UOA)	0
Baseline contract value	£5,187.48

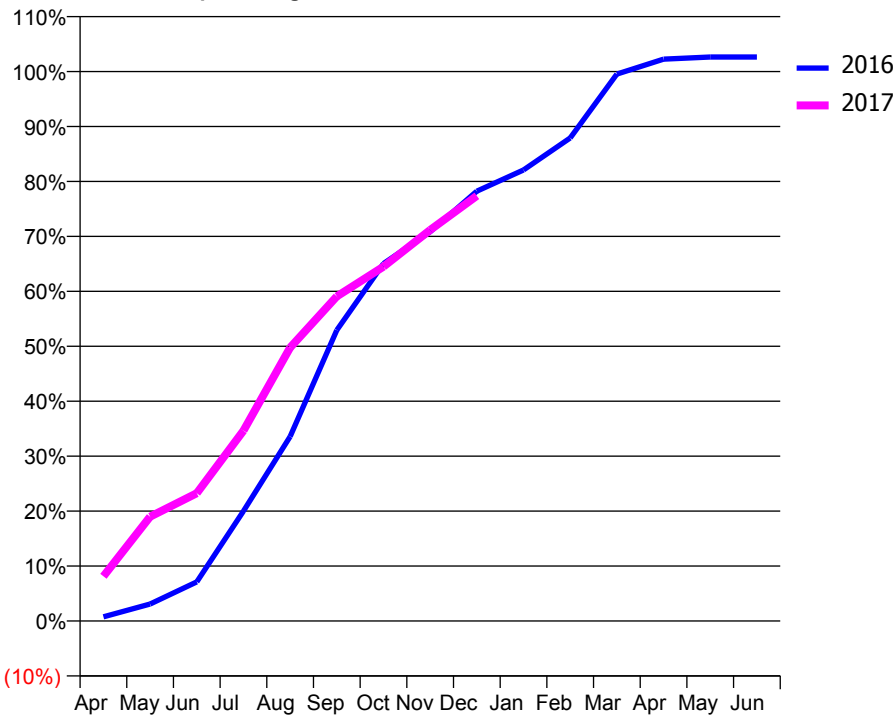
ACCESS*

Patients seen in 24 months	Total	Change since previous quarter
Quarter ending December 2015	132	
Quarter ending March 2016	135	↑
Quarter ending June 2016	131	↓
Quarter ending September 2016	142	↑
Quarter ending December 2016	138	↓
Variance since December 2015	4.5%	↑



ACTIVITY

Cumulative percentage of contracted UDA delivered 2016 & 2017



Month	Adjusted Scheduled Activity (UDA)	
	2016	2017
April	2	21
May	8	49
June	18	60
July	52	89
August	87	128
September	137	152
October	168	166
November	183	184
December	202	200
January	212	
February	227	
March	257	
April	264	
May	265	
June	265	

QUALITY

	Quantity	Base Number	Contract	AT	Region	England
% of FP17s for the same patient ID Re-attending within 3 months - Children	13	159	8.2%	10.3%	11.9%	12.4%
% of FP17s for the same patient ID Re-attending within 3 months - Adults	1	2	50.0%	15.1%	16.5%	16.6%
% of FP17s for the same patient ID Re-attending between 3 & 9 months - Children	110	159	69.2%	60.7%	60.2%	57.5%
% of FP17s for the same patient ID Re-attending between 3 & 9 months - Adults	1	2	50.0%	52.7%	52.0%	50.4%
% of FP17s for Band 1 Urgent Courses	3	153	2.0%	9.5%	9.5%	9.1%
% of FP17s Relating to Free Repair or Replacements	0	153	0.0%	0.7%	0.7%	0.8%
% of FP17s Relating to Continuations	0	153	0.0%	1.3%	1.2%	1.3%
% of Patients satisfied with the dentistry they have received	0	0	N/A	92.6%	92.9%	92.7%
% of Patients satisfied with the time they had to wait for an appointment	0	0	N/A	88.0%	88.8%	88.8%

* This is based on patients treated on this contract for their most recent course of treatment. Figures in italics indicate the base number of FP17s or Patient Questionnaire responses are less than 100. N/A is shown where the base number of responses is less than 10 during the period. % is calculated as Quantity/Base number*100

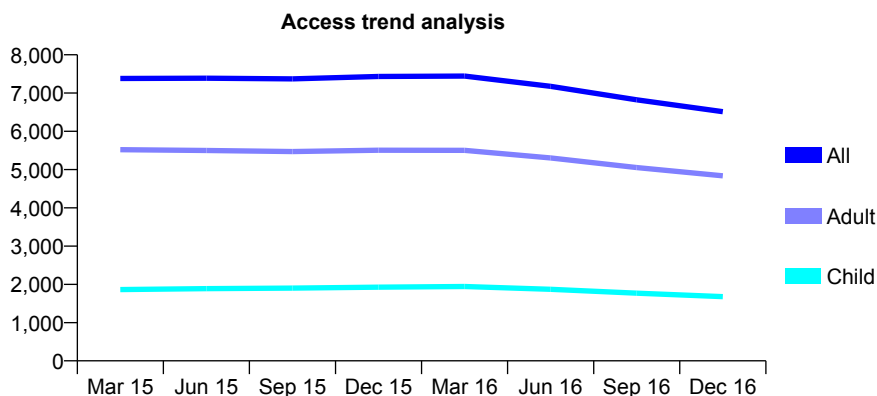
Q70 - Vital Signs At a Glance Contract Report for 352829/0001 - December 2016

Name or company name	MS MD BALACHANDRA
Contract type name	GDS Contract
Purpose of contract	General
Contract start date	28/02/2007
Contract end date	

16/17 Contracted general activity (UDA)	20,937
Carry forward general activity (UDA)	0
16/17 Contracted orthodontic activity (UOA)	0
Carry forward orthodontic activity (UOA)	0
Baseline contract value	£512,790.59

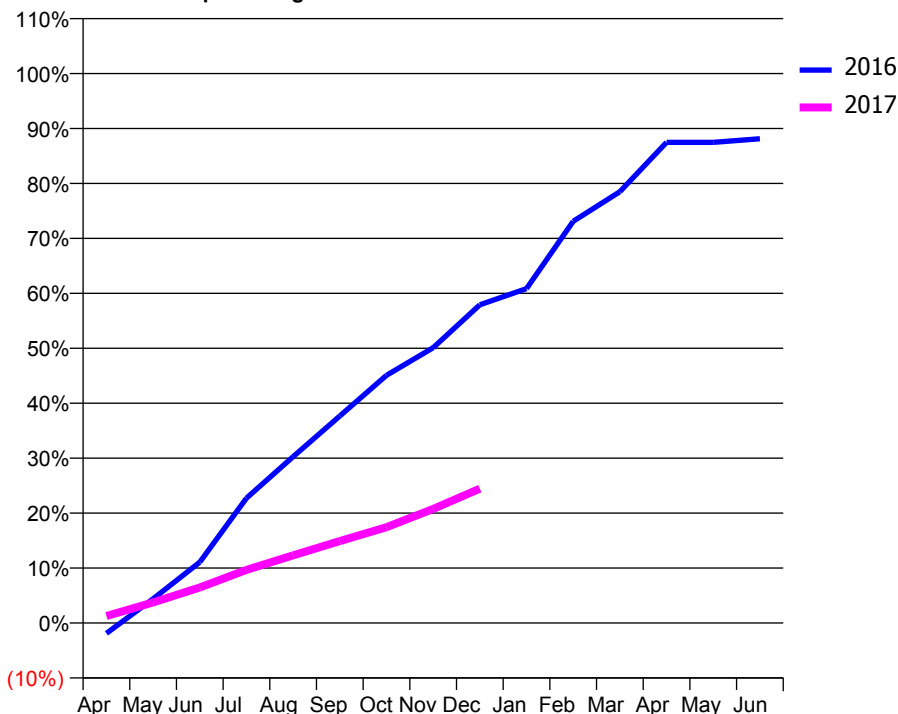
ACCESS*

Patients seen in 24 months	Total	Change since previous quarter
Quarter ending December 2015	7,433	
Quarter ending March 2016	7,443	→
Quarter ending June 2016	7,176	↓
Quarter ending September 2016	6,822	↓
Quarter ending December 2016	6,512	↓
Variance since December 2015	(12.4%)	↓



ACTIVITY

Cumulative percentage of contracted UDA delivered 2016 & 2017



Adjusted Scheduled Activity (UDA)

Month	2016	2017
April	-398	267
May	920	786
June	2,319	1,356
July	4,756	2,023
August	6,341	2,577
September	7,887	3,120
October	9,435	3,652
November	10,489	4,344
December	12,124	5,118
January	12,739	
February	15,304	
March	16,433	
April	18,314	
May	18,314	
June	18,452	

QUALITY

	Quantity	Base Number	Contract	AT	Region	England
% of FP17s for the same patient ID Re-attending within 3 months - Children	98	1,241	7.9%	10.3%	11.9%	12.4%
% of FP17s for the same patient ID Re-attending within 3 months - Adults	385	3,065	12.6%	15.1%	16.5%	16.6%
% of FP17s for the same patient ID Re-attending between 3 & 9 months - Children	809	1,241	65.2%	60.7%	60.2%	57.5%
% of FP17s for the same patient ID Re-attending between 3 & 9 months - Adults	1,896	3,065	61.9%	52.7%	52.0%	50.4%
% of FP17s for Band 1 Urgent Courses	329	3,187	10.3%	9.5%	9.5%	9.1%
% of FP17s Relating to Free Repair or Replacements	24	3,187	0.8%	0.7%	0.7%	0.8%
% of FP17s Relating to Continuations	16	3,187	0.5%	1.3%	1.2%	1.3%
% of Patients satisfied with the dentistry they have received	7	10	70.0%	92.6%	92.9%	92.7%
% of Patients satisfied with the time they had to wait for an appointment	8	10	80.0%	88.0%	88.8%	88.8%

* This is based on patients treated on this contract for their most recent course of treatment. Figures in italics indicate the base number of FP17s or Patient Questionnaire responses are less than 100. N/A is shown where the base number of responses is less than 10 during the period. % is calculated as Quantity/Base number*100

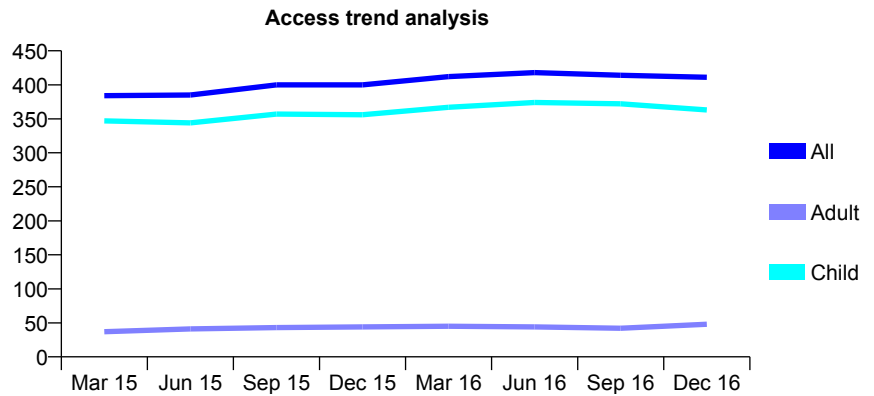
Q70 - Vital Signs At a Glance Contract Report for 353280/0001 - December 2016

Name or company name	MR L GRAHAM
Contract type name	GDS Contract
Purpose of contract	General
Contract start date	01/04/2006
Contract end date	

16/17 Contracted general activity (UDA)	831
Carry forward general activity (UDA)	0
16/17 Contracted orthodontic activity (UOA)	0
Carry forward orthodontic activity (UOA)	0
Baseline contract value	£15,727.65

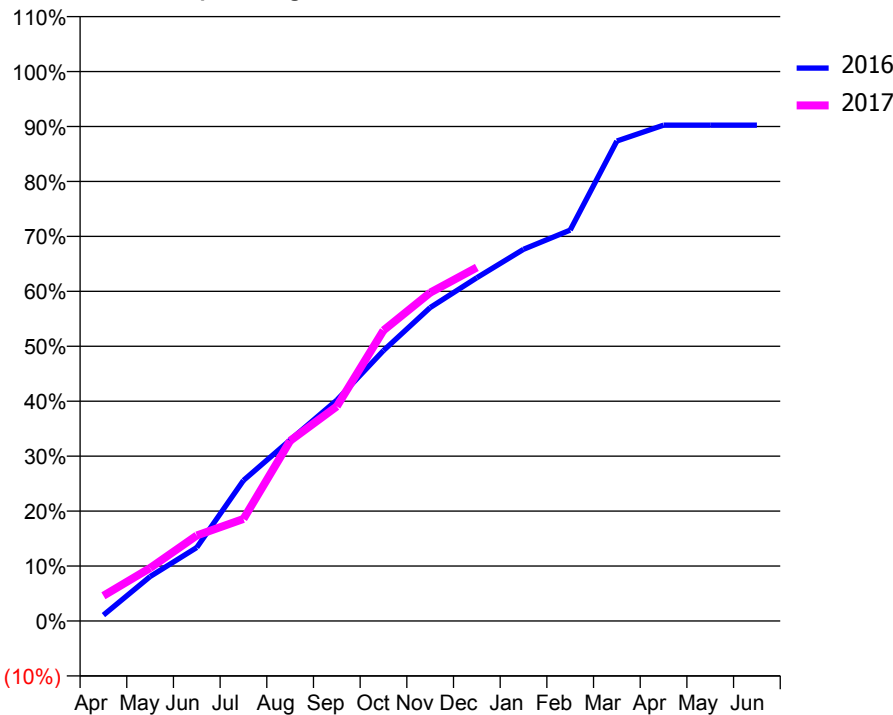
ACCESS*

Patients seen in 24 months	Total	Change since previous quarter
Quarter ending December 2015	400	
Quarter ending March 2016	412	↑
Quarter ending June 2016	418	→
Quarter ending September 2016	414	→
Quarter ending December 2016	411	→
Variance since December 2015	2.8%	↑



ACTIVITY

Cumulative percentage of contracted UDA delivered 2016 & 2017



Month	Adjusted Scheduled Activity (UDA)	
	2016	2017
April	9	38
May	67	80
June	111	129
July	213	154
August	274	273
September	334	325
October	409	440
November	474	497
December	519	535
January	562	
February	591	
March	726	
April	750	
May	750	
June	750	

QUALITY

	Quantity	Base Number	Contract	AT	Region	England
% of FP17s for the same patient ID Re-attending within 3 months - Children	24	389	6.2%	10.3%	11.9%	12.4%
% of FP17s for the same patient ID Re-attending within 3 months - Adults	0	10	0.0%	15.1%	16.5%	16.6%
% of FP17s for the same patient ID Re-attending between 3 & 9 months - Children	248	389	63.8%	60.7%	60.2%	57.5%
% of FP17s for the same patient ID Re-attending between 3 & 9 months - Adults	4	10	40.0%	52.7%	52.0%	50.4%
% of FP17s for Band 1 Urgent Courses	3	377	0.8%	9.5%	9.5%	9.1%
% of FP17s Relating to Free Repair or Replacements	0	377	0.0%	0.7%	0.7%	0.8%
% of FP17s Relating to Continuations	13	377	3.4%	1.3%	1.2%	1.3%
% of Patients satisfied with the dentistry they have received	0	0	N/A	92.6%	92.9%	92.7%
% of Patients satisfied with the time they had to wait for an appointment	0	0	N/A	88.0%	88.8%	88.8%

* This is based on patients treated on this contract for their most recent course of treatment. Figures in italics indicate the base number of FP17s or Patient Questionnaire responses are less than 100. N/A is shown where the base number of responses is less than 10 during the period. % is calculated as Quantity/Base number*100

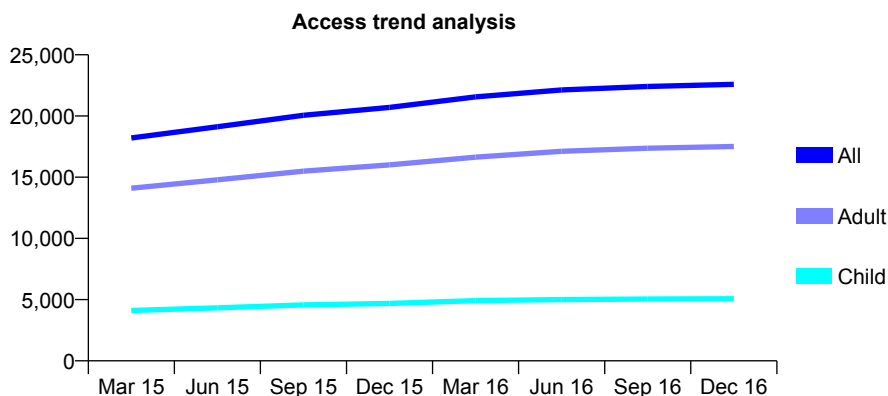
Q70 - Vital Signs At a Glance Contract Report for 353302/0005 - December 2016

Name or company name	MRS A BROGAN
Contract type name	GDS Contract
Purpose of contract	General
Contract start date	01/09/2009
Contract end date	

16/17 Contracted general activity (UDA)	63,987
Carry forward general activity (UDA)	868
16/17 Contracted orthodontic activity (UOA)	0
Carry forward orthodontic activity (UOA)	0
Baseline contract value	£1,757,636.77

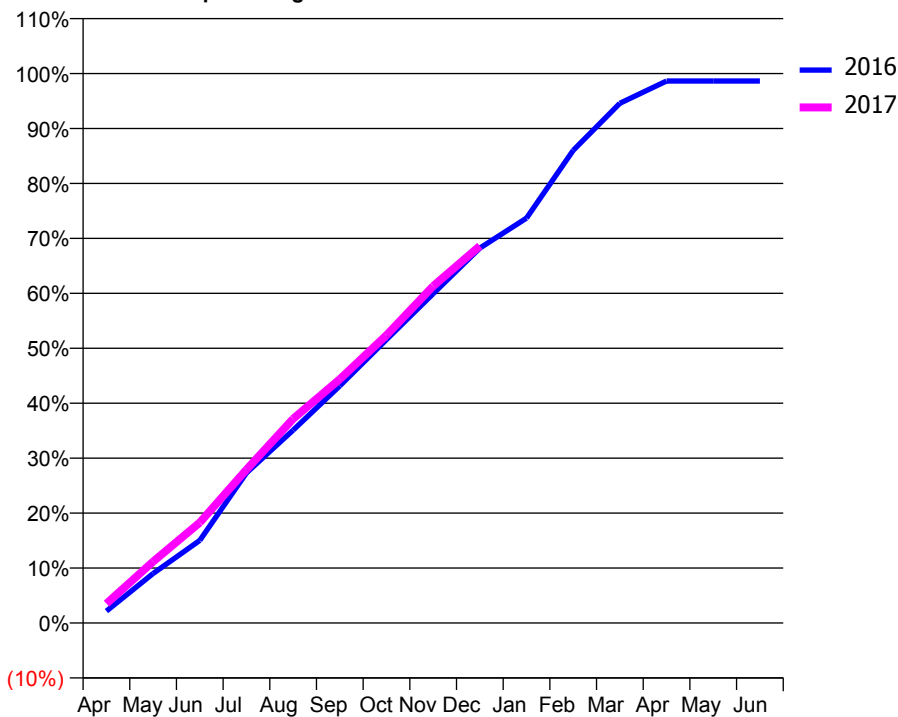
ACCESS*

Patients seen in 24 months	Total	Change since previous quarter
Quarter ending December 2015	20,702	
Quarter ending March 2016	21,561	↑
Quarter ending June 2016	22,129	↑
Quarter ending September 2016	22,410	→
Quarter ending December 2016	22,584	→
Variance since December 2015	9.1%	↑



ACTIVITY

Cumulative percentage of contracted UDA delivered 2016 & 2017



Month	Adjusted Scheduled Activity (UDA)	
	2016	2017
April	1,386	2,261
May	5,765	7,156
June	9,617	11,699
July	17,470	17,858
August	22,467	23,778
September	27,623	28,389
October	33,008	33,522
November	38,353	39,233
December	43,662	43,912
January	47,151	
February	55,038	
March	60,525	
April	63,109	
May	63,114	
June	63,118	

QUALITY

	Quantity	Base Number	Contract	AT	Region	England
% of FP17s for the same patient ID Re-attending within 3 months - Children	763	5,758	13.3%	10.3%	11.9%	12.4%
% of FP17s for the same patient ID Re-attending within 3 months - Adults	3,526	17,450	20.2%	15.1%	16.5%	16.6%
% of FP17s for the same patient ID Re-attending between 3 & 9 months - Children	3,152	5,758	54.7%	60.7%	60.2%	57.5%
% of FP17s for the same patient ID Re-attending between 3 & 9 months - Adults	7,428	17,450	42.6%	52.7%	52.0%	50.4%
% of FP17s for Band 1 Urgent Courses	5,254	21,952	23.9%	9.5%	9.5%	9.1%
% of FP17s Relating to Free Repair or Replacements	100	21,952	0.5%	0.7%	0.7%	0.8%
% of FP17s Relating to Continuations	48	21,952	0.2%	1.3%	1.2%	1.3%
% of Patients satisfied with the dentistry they have received	23	23	100.0%	92.6%	92.9%	92.7%
% of Patients satisfied with the time they had to wait for an appointment	20	23	87.0%	88.0%	88.8%	88.8%

* This is based on patients treated on this contract for their most recent course of treatment. Figures in italics indicate the base number of FP17s or Patient Questionnaire responses are less than 100. N/A is shown where the base number of responses is less than 10 during the period. % is calculated as Quantity/Base number*100

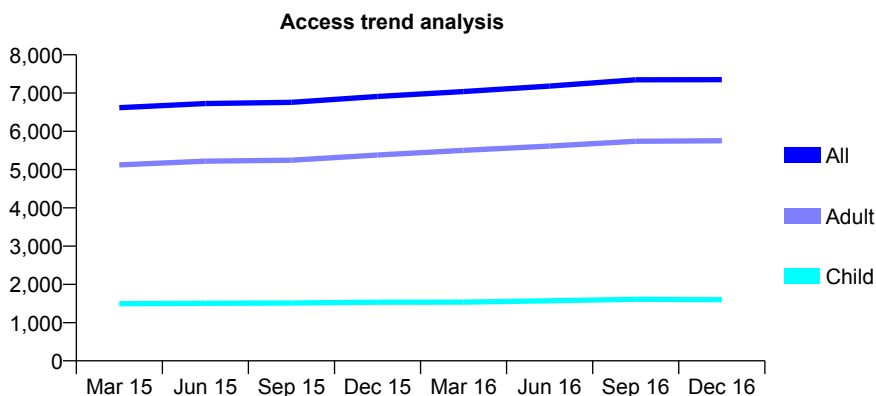
Q70 - Vital Signs At a Glance Contract Report for 353663/0001 - December 2016

Name or company name	MR G PAPOUTSIS
Contract type name	GDS Contract
Purpose of contract	General
Contract start date	01/04/2006
Contract end date	

16/17 Contracted general activity (UDA)	24,990
Carry forward general activity (UDA)	0
16/17 Contracted orthodontic activity (UOA)	0
Carry forward orthodontic activity (UOA)	0
Baseline contract value	£735,433.06

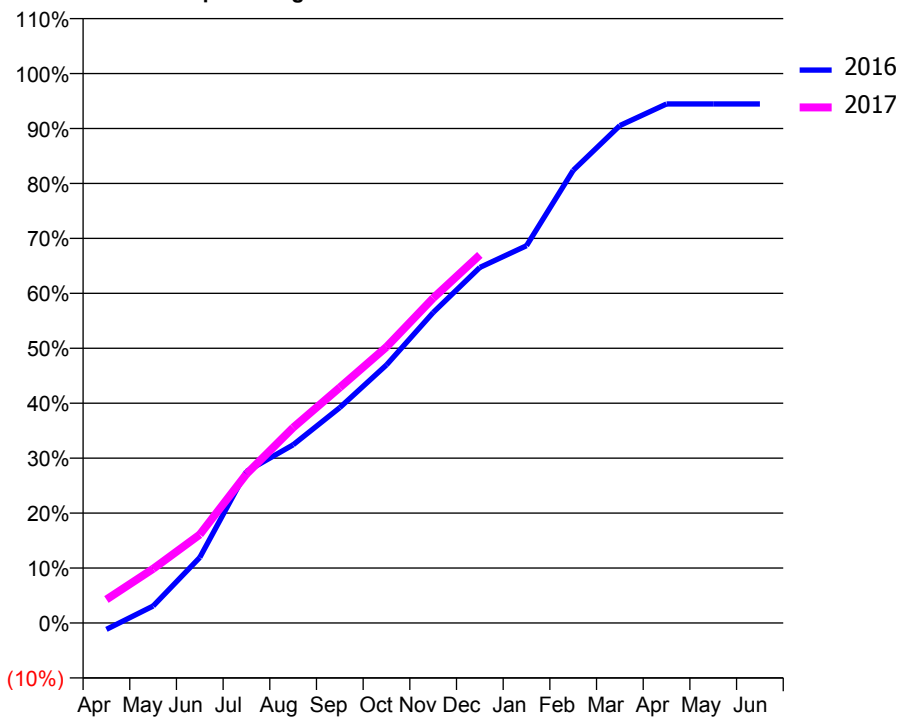
ACCESS*

Patients seen in 24 months	Total	Change since previous quarter
Quarter ending December 2015	6,911	
Quarter ending March 2016	7,039	→
Quarter ending June 2016	7,184	↑
Quarter ending September 2016	7,347	↑
Quarter ending December 2016	7,351	→
Variance since December 2015	6.4%	↑



ACTIVITY

Cumulative percentage of contracted UDA delivered 2016 & 2017



Month	Adjusted Scheduled Activity (UDA)	
	2016	2017
April	-297	1,072
May	772	2,467
June	2,978	4,026
July	6,892	6,778
August	8,103	8,886
September	9,794	10,710
October	11,740	12,557
November	14,122	14,776
December	16,170	16,740
January	17,159	
February	20,587	
March	22,625	
April	23,603	
May	23,603	
June	23,606	

QUALITY

	Quantity	Base Number	Contract	AT	Region	England
% of FP17s for the same patient ID Re-attending within 3 months - Children	109	1,812	6.0%	10.3%	11.9%	12.4%
% of FP17s for the same patient ID Re-attending within 3 months - Adults	718	6,470	11.1%	15.1%	16.5%	16.6%
% of FP17s for the same patient ID Re-attending between 3 & 9 months - Children	1,092	1,812	60.3%	60.7%	60.2%	57.5%
% of FP17s for the same patient ID Re-attending between 3 & 9 months - Adults	4,027	6,470	62.2%	52.7%	52.0%	50.4%
% of FP17s for Band 1 Urgent Courses	440	7,897	5.6%	9.5%	9.5%	9.1%
% of FP17s Relating to Free Repair or Replacements	73	7,897	0.9%	0.7%	0.7%	0.8%
% of FP17s Relating to Continuations	95	7,897	1.2%	1.3%	1.2%	1.3%
% of Patients satisfied with the dentistry they have received	12	12	100.0%	92.6%	92.9%	92.7%
% of Patients satisfied with the time they had to wait for an appointment	12	12	100.0%	88.0%	88.8%	88.8%

* This is based on patients treated on this contract for their most recent course of treatment. Figures in italics indicate the base number of FP17s or Patient Questionnaire responses are less than 100. N/A is shown where the base number of responses is less than 10 during the period. % is calculated as Quantity/Base number*100

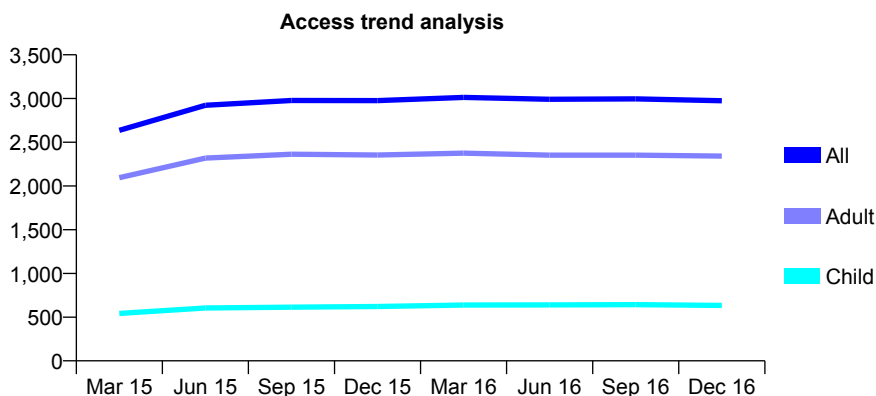
Q70 - Vital Signs At a Glance Contract Report for 356328/0002 - December 2016

Name or company name	MR JC KOTZE
Contract type name	GDS Contract
Purpose of contract	General
Contract start date	01/06/2009
Contract end date	

16/17 Contracted general activity (UDA)	8,400
Carry forward general activity (UDA)	265
16/17 Contracted orthodontic activity (UOA)	0
Carry forward orthodontic activity (UOA)	0
Baseline contract value	£198,646.67

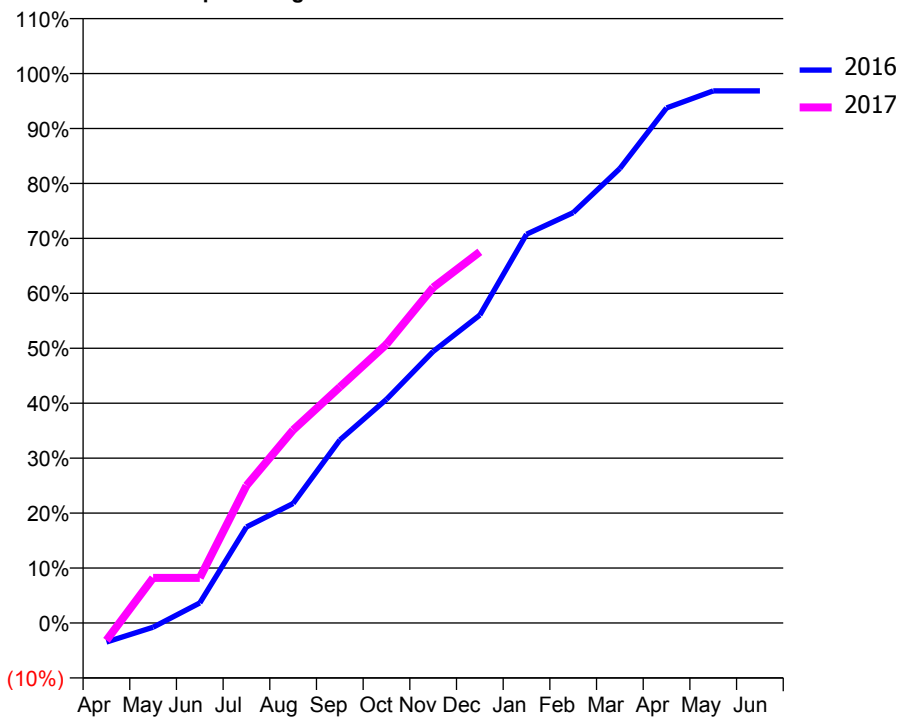
ACCESS*

Patients seen in 24 months	Total	Change since previous quarter
Quarter ending December 2015	2,976	
Quarter ending March 2016	3,013	→
Quarter ending June 2016	2,992	→
Quarter ending September 2016	2,996	→
Quarter ending December 2016	2,974	→
Variance since December 2015	(0.1%)	→



ACTIVITY

Cumulative percentage of contracted UDA delivered 2016 & 2017



Month	Adjusted Scheduled Activity (UDA)	
	2016	2017
April	-292	-265
May	-66	689
June	306	689
July	1,469	2,101
August	1,827	2,951
September	2,797	3,607
October	3,419	4,261
November	4,151	5,130
December	4,708	5,675
January	5,942	
February	6,273	
March	6,949	
April	7,873	
May	8,134	
June	8,134	

QUALITY

	Quantity	Base Number	Contract	AT	Region	England
% of FP17s for the same patient ID Re-attending within 3 months - Children	63	873	7.2%	10.3%	11.9%	12.4%
% of FP17s for the same patient ID Re-attending within 3 months - Adults	450	3,039	14.8%	15.1%	16.5%	16.6%
% of FP17s for the same patient ID Re-attending between 3 & 9 months - Children	644	873	73.8%	60.7%	60.2%	57.5%
% of FP17s for the same patient ID Re-attending between 3 & 9 months - Adults	1,957	3,039	64.4%	52.7%	52.0%	50.4%
% of FP17s for Band 1 Urgent Courses	298	3,316	9.0%	9.5%	9.5%	9.1%
% of FP17s Relating to Free Repair or Replacements	11	3,316	0.3%	0.7%	0.7%	0.8%
% of FP17s Relating to Continuations	10	3,316	0.3%	1.3%	1.2%	1.3%
% of Patients satisfied with the dentistry they have received	5	7	N/A	92.6%	92.9%	92.7%
% of Patients satisfied with the time they had to wait for an appointment	7	7	N/A	88.0%	88.8%	88.8%

* This is based on patients treated on this contract for their most recent course of treatment. Figures in italics indicate the base number of FP17s or Patient Questionnaire responses are less than 100. N/A is shown where the base number of responses is less than 10 during the period. % is calculated as Quantity/Base number*100

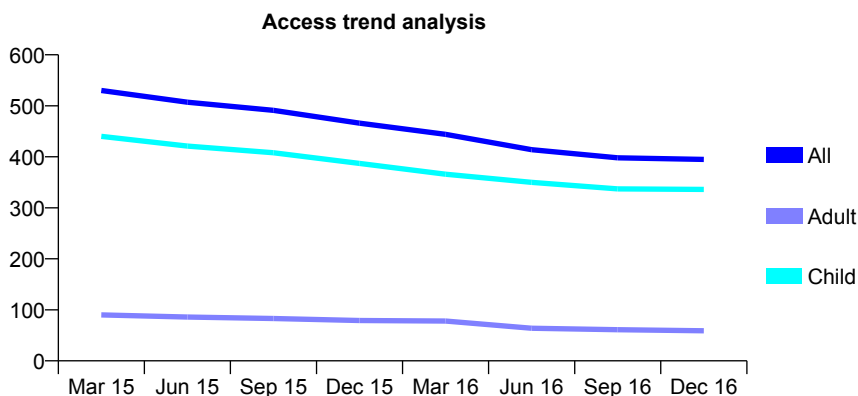
Q70 - Vital Signs At a Glance Contract Report for 559458/0001 - December 2016

Name or company name	Dr Sandip Dau
Contract type name	GDS Contract
Purpose of contract	General
Contract start date	01/04/2006
Contract end date	

16/17 Contracted general activity (UDA)	1,500
Carry forward general activity (UDA)	0
16/17 Contracted orthodontic activity (UOA)	0
Carry forward orthodontic activity (UOA)	0
Baseline contract value	£35,205.99

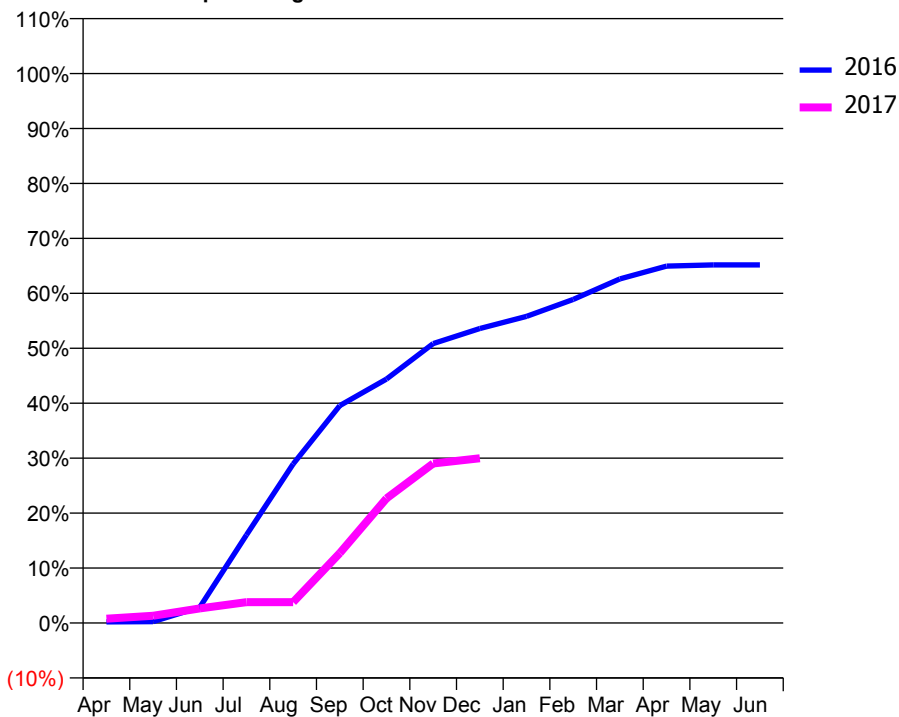
ACCESS*

Patients seen in 24 months	Total	Change since previous quarter
Quarter ending December 2015	466	
Quarter ending March 2016	444	↓
Quarter ending June 2016	414	↓
Quarter ending September 2016	398	↓
Quarter ending December 2016	395	→
Variance since December 2015	(15.2%)	↓



ACTIVITY

Cumulative percentage of contracted UDA delivered 2016 & 2017



Month	Adjusted Scheduled Activity (UDA)	
	2016	2017
April	3	12
May	4	20
June	43	40
July	241	57
August	434	57
September	594	191
October	666	340
November	763	436
December	804	450
January	837	
February	883	
March	939	
April	974	
May	977	
June	977	

QUALITY

	Quantity	Base Number	Contract	AT	Region	England
% of FP17s for the same patient ID Re-attending within 3 months - Children	12	366	3.3%	10.3%	11.9%	12.4%
% of FP17s for the same patient ID Re-attending within 3 months - Adults	1	15	6.7%	15.1%	16.5%	16.6%
% of FP17s for the same patient ID Re-attending between 3 & 9 months - Children	263	366	71.9%	60.7%	60.2%	57.5%
% of FP17s for the same patient ID Re-attending between 3 & 9 months - Adults	8	15	53.3%	52.7%	52.0%	50.4%
% of FP17s for Band 1 Urgent Courses	3	347	0.9%	9.5%	9.5%	9.1%
% of FP17s Relating to Free Repair or Replacements	0	347	0.0%	0.7%	0.7%	0.8%
% of FP17s Relating to Continuations	0	347	0.0%	1.3%	1.2%	1.3%
% of Patients satisfied with the dentistry they have received	0	0	N/A	92.6%	92.9%	92.7%
% of Patients satisfied with the time they had to wait for an appointment	0	0	N/A	88.0%	88.8%	88.8%

* This is based on patients treated on this contract for their most recent course of treatment. Figures in italics indicate the base number of FP17s or Patient Questionnaire responses are less than 100. N/A is shown where the base number of responses is less than 10 during the period. % is calculated as Quantity/Base number*100

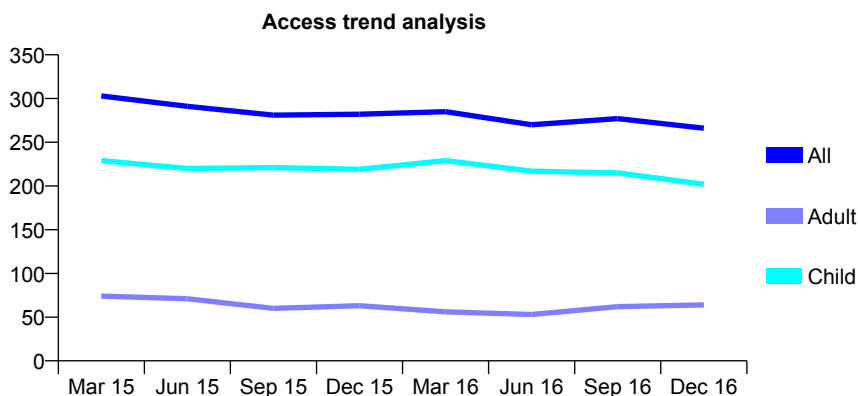
Q70 - Vital Signs At a Glance Contract Report for 563749/0002 - December 2016

Name or company name	MR SR DAY
Contract type name	GDS Contract
Purpose of contract	General
Contract start date	18/07/2007
Contract end date	

16/17 Contracted general activity (UDA)	800
Carry forward general activity (UDA)	-16
16/17 Contracted orthodontic activity (UOA)	0
Carry forward orthodontic activity (UOA)	0
Baseline contract value	£15,720.70

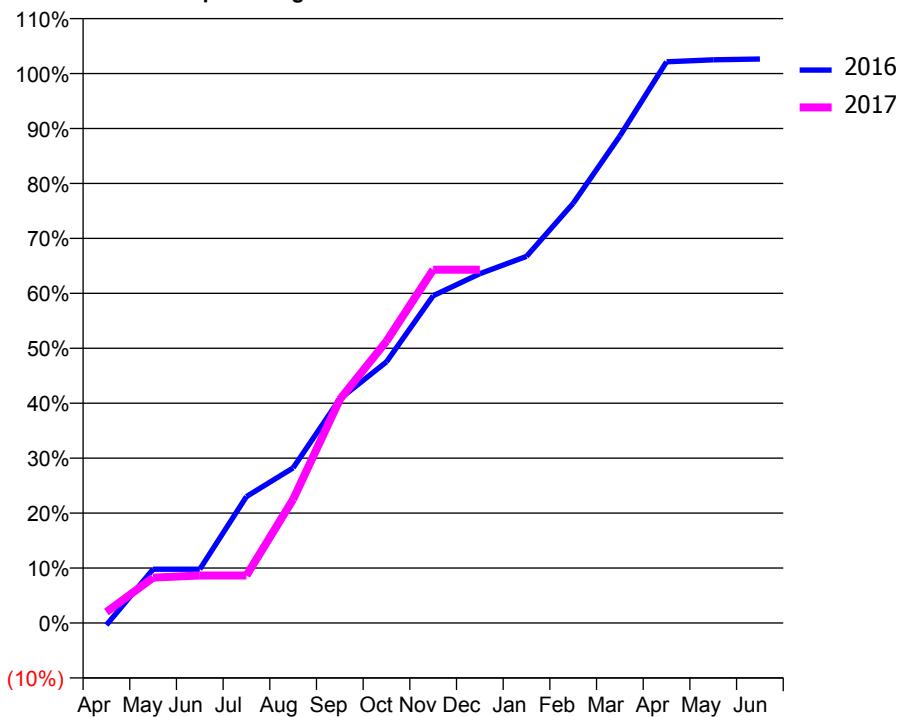
ACCESS*

Patients seen in 24 months	Total	Change since previous quarter
Quarter ending December 2015	282	
Quarter ending March 2016	285	→
Quarter ending June 2016	270	↓
Quarter ending September 2016	277	↑
Quarter ending December 2016	266	↓
Variance since December 2015	(5.7%)	↓



ACTIVITY

Cumulative percentage of contracted UDA delivered 2016 & 2017



Month	Adjusted Scheduled Activity (UDA)	
	2016	2017
April	-3	16
May	78	66
June	78	69
July	184	69
August	226	180
September	326	325
October	380	410
November	477	514
December	509	514
January	534	
February	611	
March	709	
April	817	
May	820	
June	821	

QUALITY

	Quantity	Base Number	Contract	AT	Region	England
% of FP17s for the same patient ID Re-attending within 3 months - Children	25	276	9.1%	10.3%	11.9%	12.4%
% of FP17s for the same patient ID Re-attending within 3 months - Adults	6	44	13.6%	15.1%	16.5%	16.6%
% of FP17s for the same patient ID Re-attending between 3 & 9 months - Children	193	276	69.9%	60.7%	60.2%	57.5%
% of FP17s for the same patient ID Re-attending between 3 & 9 months - Adults	32	44	72.7%	52.7%	52.0%	50.4%
% of FP17s for Band 1 Urgent Courses	7	256	2.7%	9.5%	9.5%	9.1%
% of FP17s Relating to Free Repair or Replacements	0	256	0.0%	0.7%	0.7%	0.8%
% of FP17s Relating to Continuations	0	256	0.0%	1.3%	1.2%	1.3%
% of Patients satisfied with the dentistry they have received	0	0	N/A	92.6%	92.9%	92.7%
% of Patients satisfied with the time they had to wait for an appointment	0	0	N/A	88.0%	88.8%	88.8%

* This is based on patients treated on this contract for their most recent course of treatment. Figures in italics indicate the base number of FP17s or Patient Questionnaire responses are less than 100. N/A is shown where the base number of responses is less than 10 during the period. % is calculated as Quantity/Base number*100

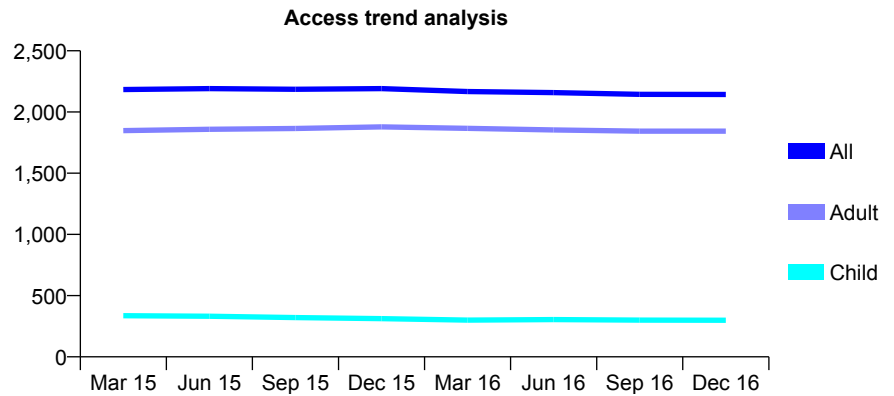
Q70 - Vital Signs At a Glance Contract Report for 564796/0001 - December 2016

Name or company name	CP Dental
Contract type name	GDS Contract
Purpose of contract	General
Contract start date	01/04/2006
Contract end date	

16/17 Contracted general activity (UDA)	6,504
Carry forward general activity (UDA)	19
16/17 Contracted orthodontic activity (UOA)	0
Carry forward orthodontic activity (UOA)	0
Baseline contract value	£149,936.04

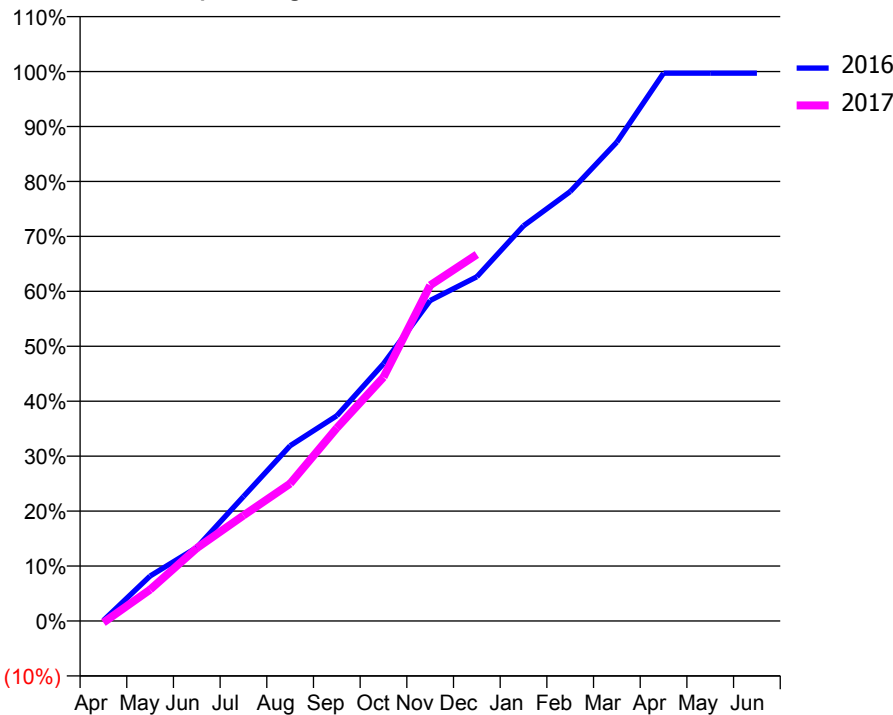
ACCESS*

Patients seen in 24 months	Total	Change since previous quarter
Quarter ending December 2015	2,191	
Quarter ending March 2016	2,167	↓
Quarter ending June 2016	2,158	→
Quarter ending September 2016	2,144	→
Quarter ending December 2016	2,143	→
Variance since December 2015	(2.2%)	↓



ACTIVITY

Cumulative percentage of contracted UDA delivered 2016 & 2017



Month	Adjusted Scheduled Activity (UDA)	
	2016	2017
April	7	-19
May	533	371
June	871	863
July	1,473	1,250
August	2,074	1,626
September	2,430	2,284
October	3,046	2,886
November	3,794	3,973
December	4,074	4,338
January	4,678	
February	5,083	
March	5,668	
April	6,484	
May	6,484	
June	6,485	

QUALITY

	Quantity	Base Number	Contract	AT	Region	England
% of FP17s for the same patient ID Re-attending within 3 months - Children	8	419	1.9%	10.3%	11.9%	12.4%
% of FP17s for the same patient ID Re-attending within 3 months - Adults	159	2,430	6.5%	15.1%	16.5%	16.6%
% of FP17s for the same patient ID Re-attending between 3 & 9 months - Children	325	419	77.6%	60.7%	60.2%	57.5%
% of FP17s for the same patient ID Re-attending between 3 & 9 months - Adults	1,830	2,430	75.3%	52.7%	52.0%	50.4%
% of FP17s for Band 1 Urgent Courses	1	2,398	0.0%	9.5%	9.5%	9.1%
% of FP17s Relating to Free Repair or Replacements	0	2,398	0.0%	0.7%	0.7%	0.8%
% of FP17s Relating to Continuations	18	2,398	0.8%	1.3%	1.2%	1.3%
% of Patients satisfied with the dentistry they have received	1	1	N/A	92.6%	92.9%	92.7%
% of Patients satisfied with the time they had to wait for an appointment	1	1	N/A	88.0%	88.8%	88.8%

* This is based on patients treated on this contract for their most recent course of treatment. Figures in italics indicate the base number of FP17s or Patient Questionnaire responses are less than 100. N/A is shown where the base number of responses is less than 10 during the period. % is calculated as Quantity/Base number*100

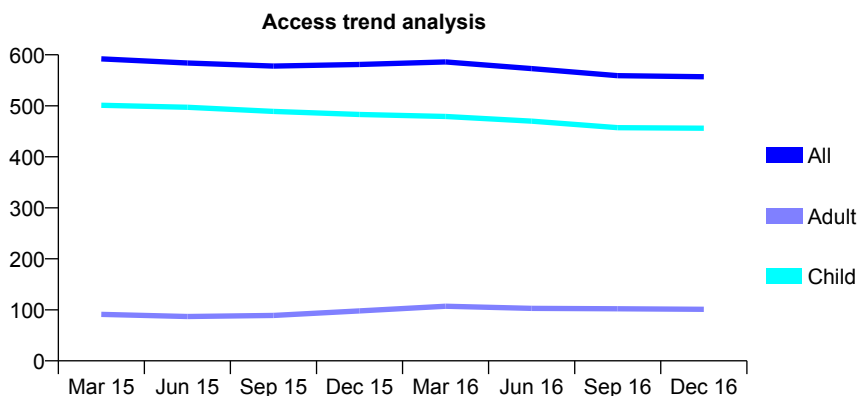
Q70 - Vital Signs At a Glance Contract Report for 565792/0001 - December 2016

Name or company name	MR N DOBBS
Contract type name	GDS Contract
Purpose of contract	General
Contract start date	01/04/2006
Contract end date	

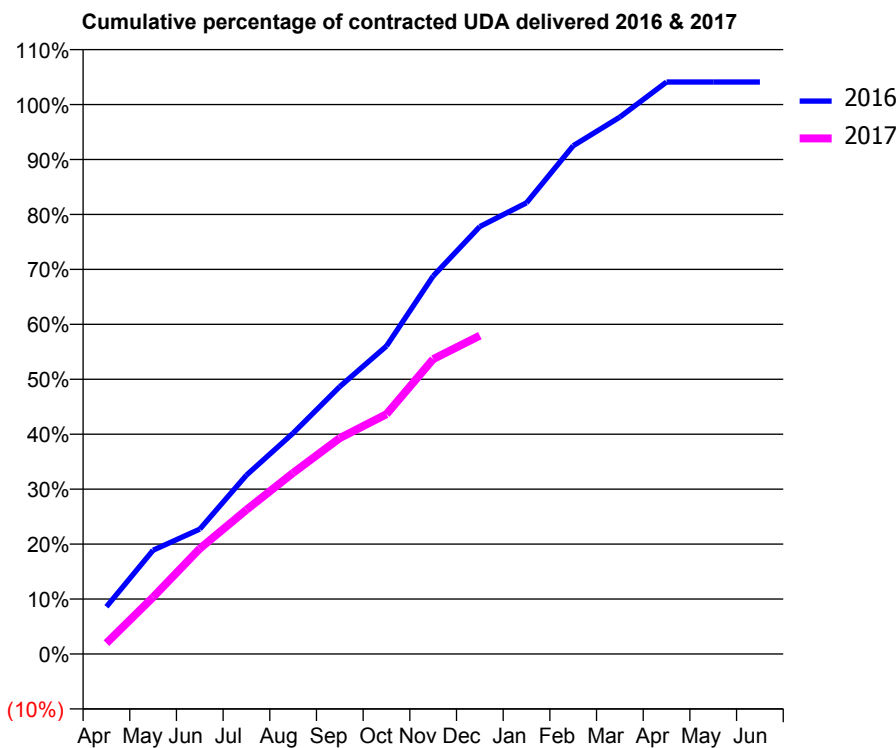
16/17 Contracted general activity (UDA)	1,823
Carry forward general activity (UDA)	-36
16/17 Contracted orthodontic activity (UOA)	0
Carry forward orthodontic activity (UOA)	0
Baseline contract value	£37,875.45

ACCESS*

Patients seen in 24 months	Total	Change since previous quarter
Quarter ending December 2015	581	
Quarter ending March 2016	586	→
Quarter ending June 2016	573	↓
Quarter ending September 2016	559	↓
Quarter ending December 2016	557	→
Variance since December 2015	(4.1%)	↓



ACTIVITY



Month	Adjusted Scheduled Activity (UDA)	
	2016	2017
April	157	36
May	344	189
June	414	350
July	593	478
August	733	601
September	887	717
October	1,022	796
November	1,254	978
December	1,418	1,056
January	1,497	
February	1,686	
March	1,781	
April	1,897	
May	1,897	
June	1,897	

QUALITY

	Quantity	Base Number	Contract	AT	Region	England
% of FP17s for the same patient ID Re-attending within 3 months - Children	27	611	4.4%	10.3%	11.9%	12.4%
% of FP17s for the same patient ID Re-attending within 3 months - Adults	2	46	4.3%	15.1%	16.5%	16.6%
% of FP17s for the same patient ID Re-attending between 3 & 9 months - Children	463	611	75.8%	60.7%	60.2%	57.5%
% of FP17s for the same patient ID Re-attending between 3 & 9 months - Adults	33	46	71.7%	52.7%	52.0%	50.4%
% of FP17s for Band 1 Urgent Courses	21	586	3.6%	9.5%	9.5%	9.1%
% of FP17s Relating to Free Repair or Replacements	0	586	0.0%	0.7%	0.7%	0.8%
% of FP17s Relating to Continuations	0	586	0.0%	1.3%	1.2%	1.3%
% of Patients satisfied with the dentistry they have received	2	2	N/A	92.6%	92.9%	92.7%
% of Patients satisfied with the time they had to wait for an appointment	2	2	N/A	88.0%	88.8%	88.8%

* This is based on patients treated on this contract for their most recent course of treatment. Figures in italics indicate the base number of FP17s or Patient Questionnaire responses are less than 100. N/A is shown where the base number of responses is less than 10 during the period. % is calculated as Quantity/Base number*100

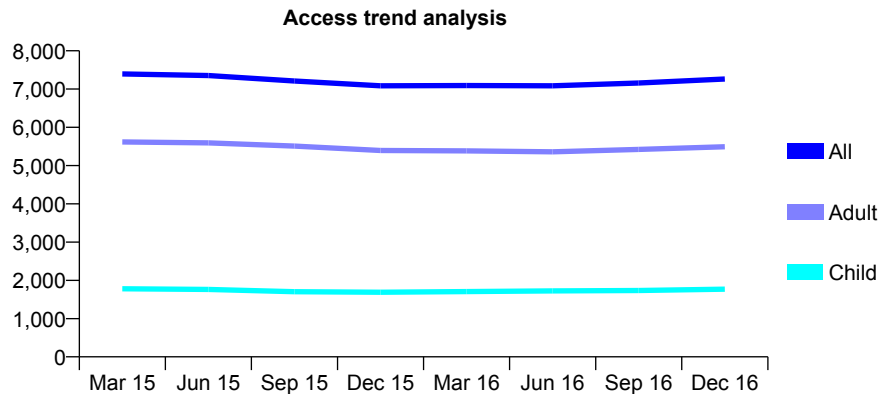
Q70 - Vital Signs At a Glance Contract Report for 566403/0001 - December 2016

Name or company name	MR WM FLETT
Contract type name	GDS Contract
Purpose of contract	General
Contract start date	01/04/2006
Contract end date	

16/17 Contracted general activity (UDA)	18,531
Carry forward general activity (UDA)	0
16/17 Contracted orthodontic activity (UOA)	0
Carry forward orthodontic activity (UOA)	0
Baseline contract value	£492,072.00

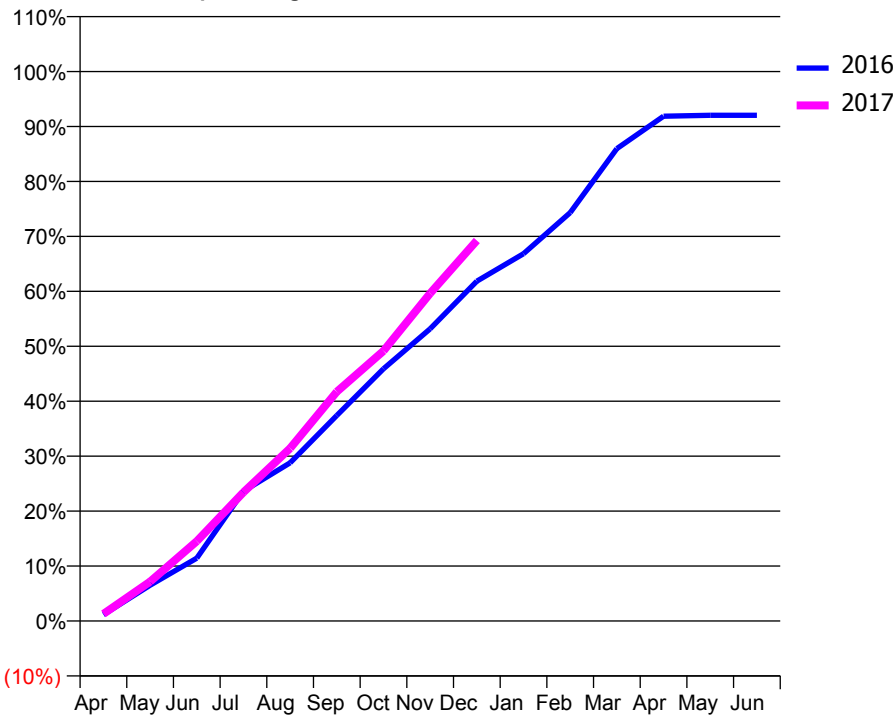
ACCESS*

Patients seen in 24 months	Total	Change since previous quarter
Quarter ending December 2015	7,084	
Quarter ending March 2016	7,091	→
Quarter ending June 2016	7,084	→
Quarter ending September 2016	7,157	→
Quarter ending December 2016	7,263	→
Variance since December 2015	2.5%	↑



ACTIVITY

Cumulative percentage of contracted UDA delivered 2016 & 2017



Month	Adjusted Scheduled Activity (UDA)	
	2016	2017
April	213	241
May	1,207	1,328
June	2,121	2,691
July	4,379	4,340
August	5,335	5,825
September	6,933	7,733
October	8,504	9,108
November	9,853	11,053
December	11,461	12,830
January	12,386	
February	13,771	
March	15,932	
April	17,025	
May	17,053	
June	17,056	

QUALITY

	Quantity	Base Number	Contract	AT	Region	England
% of FP17s for the same patient ID Re-attending within 3 months - Children	138	1,981	7.0%	10.3%	11.9%	12.4%
% of FP17s for the same patient ID Re-attending within 3 months - Adults	846	5,934	14.3%	15.1%	16.5%	16.6%
% of FP17s for the same patient ID Re-attending between 3 & 9 months - Children	1,201	1,981	60.6%	60.7%	60.2%	57.5%
% of FP17s for the same patient ID Re-attending between 3 & 9 months - Adults	2,890	5,934	48.7%	52.7%	52.0%	50.4%
% of FP17s for Band 1 Urgent Courses	445	6,883	6.5%	9.5%	9.5%	9.1%
% of FP17s Relating to Free Repair or Replacements	123	6,883	1.8%	0.7%	0.7%	0.8%
% of FP17s Relating to Continuations	65	6,883	0.9%	1.3%	1.2%	1.3%
% of Patients satisfied with the dentistry they have received	3	3	N/A	92.6%	92.9%	92.7%
% of Patients satisfied with the time they had to wait for an appointment	3	3	N/A	88.0%	88.8%	88.8%

* This is based on patients treated on this contract for their most recent course of treatment. Figures in italics indicate the base number of FP17s or Patient Questionnaire responses are less than 100. N/A is shown where the base number of responses is less than 10 during the period. % is calculated as Quantity/Base number*100

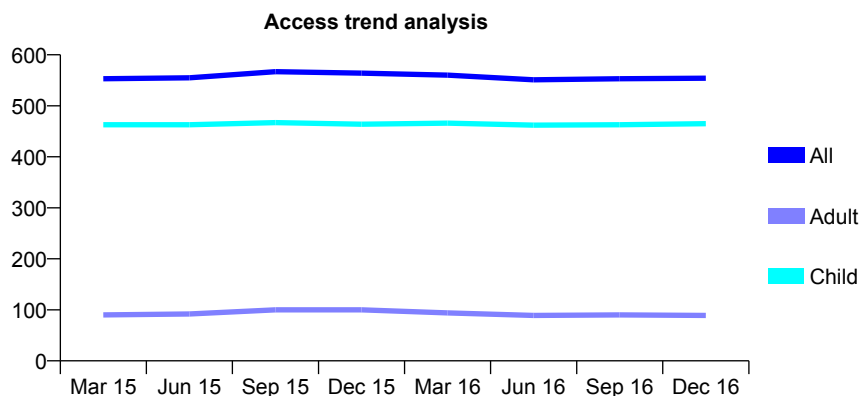
Q70 - Vital Signs At a Glance Contract Report for 567019/0001 - December 2016

Name or company name	MR JH PHELPS
Contract type name	GDS Contract
Purpose of contract	General
Contract start date	01/04/2006
Contract end date	

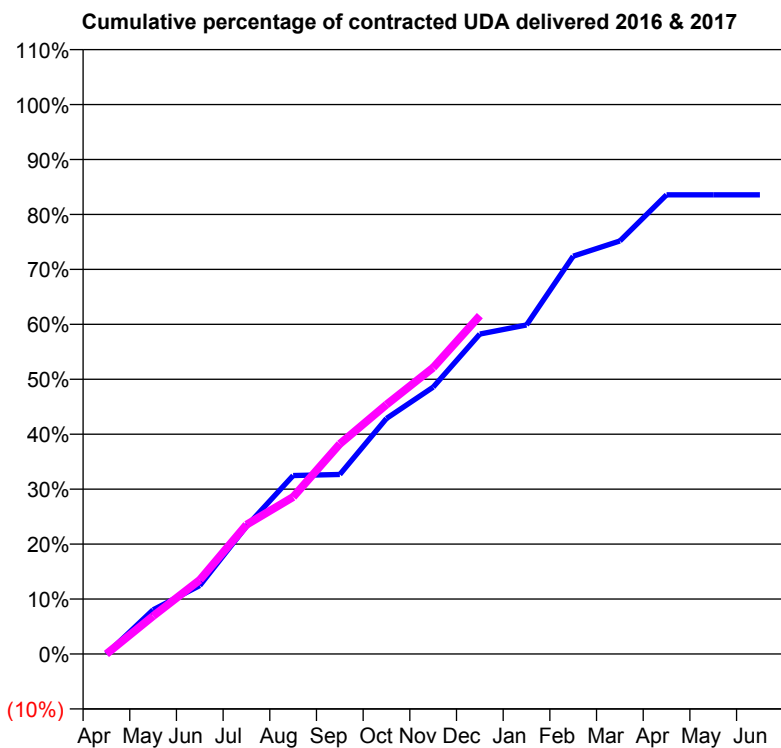
16/17 Contracted general activity (UDA)	1,526
Carry forward general activity (UDA)	0
16/17 Contracted orthodontic activity (UOA)	0
Carry forward orthodontic activity (UOA)	0
Baseline contract value	£32,716.27

ACCESS*

Patients seen in 24 months	Total	Change since previous quarter
Quarter ending December 2015	564	
Quarter ending March 2016	560	→
Quarter ending June 2016	551	↓
Quarter ending September 2016	553	→
Quarter ending December 2016	554	→
Variance since December 2015	(1.8%)	↓



ACTIVITY



Month	Adjusted Scheduled Activity (UDA)	
	2016	2017
April	0	0
May	123	105
June	190	206
July	355	359
August	496	436
September	499	583
October	654	693
November	741	795
December	888	940
January	914	
February	1,105	
March	1,147	
April	1,275	
May	1,275	
June	1,275	

QUALITY

	Quantity	Base Number	Contract	AT	Region	England
% of FP17s for the same patient ID Re-attending within 3 months - Children	83	727	11.4%	10.3%	11.9%	12.4%
% of FP17s for the same patient ID Re-attending within 3 months - Adults	7	61	11.5%	15.1%	16.5%	16.6%
% of FP17s for the same patient ID Re-attending between 3 & 9 months - Children	501	727	68.9%	60.7%	60.2%	57.5%
% of FP17s for the same patient ID Re-attending between 3 & 9 months - Adults	38	61	62.3%	52.7%	52.0%	50.4%
% of FP17s for Band 1 Urgent Courses	14	707	2.0%	9.5%	9.5%	9.1%
% of FP17s Relating to Free Repair or Replacements	0	707	0.0%	0.7%	0.7%	0.8%
% of FP17s Relating to Continuations	0	707	0.0%	1.3%	1.2%	1.3%
% of Patients satisfied with the dentistry they have received	0	0	N/A	92.6%	92.9%	92.7%
% of Patients satisfied with the time they had to wait for an appointment	0	0	N/A	88.0%	88.8%	88.8%

* This is based on patients treated on this contract for their most recent course of treatment. Figures in italics indicate the base number of FP17s or Patient Questionnaire responses are less than 100. N/A is shown where the base number of responses is less than 10 during the period. % is calculated as Quantity/Base number*100

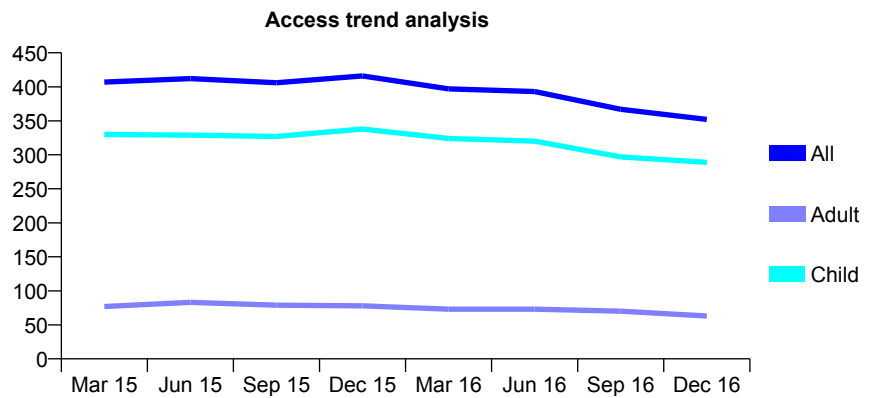
Q70 - Vital Signs At a Glance Contract Report for 567485/0002 - December 2016

Name or company name	MR PT JONES
Contract type name	GDS Contract
Purpose of contract	General and Orthodontic
Contract start date	01/04/2006
Contract end date	

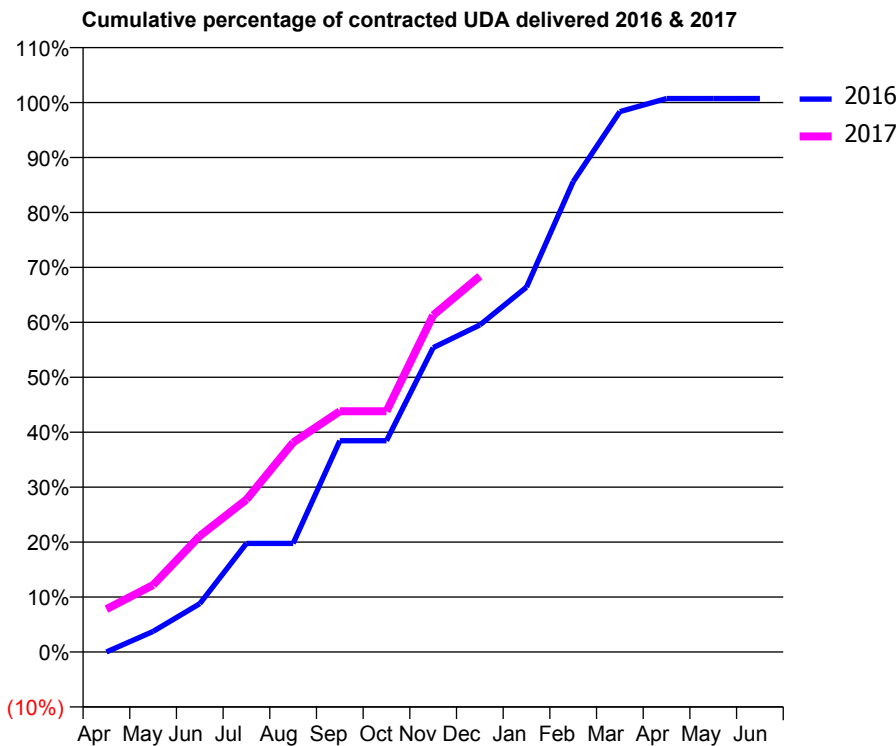
16/17 Contracted general activity (UDA)	800
Carry forward general activity (UDA)	-5
16/17 Contracted orthodontic activity (UOA)	182
Carry forward orthodontic activity (UOA)	4
Baseline contract value	£36,717.13

ACCESS*

Patients seen in 24 months	Total	Change since previous quarter
Quarter ending December 2015	416	
Quarter ending March 2016	397	↓
Quarter ending June 2016	393	↓
Quarter ending September 2016	367	↓
Quarter ending December 2016	352	↓
Variance since December 2015	(15.4%)	↓



ACTIVITY



Month	Adjusted Scheduled Activity (UDA)	
	2016	2017
April	0	62
May	30	98
June	70	169
July	158	222
August	158	305
September	308	351
October	308	351
November	443	490
December	476	547
January	531	
February	685	
March	787	
April	806	
May	806	
June	806	

QUALITY

	Quantity	Base Number	Contract	AT	Region	England
% of FP17s for the same patient ID Re-attending within 3 months - Children	53	378	14.0%	10.3%	11.9%	12.4%
% of FP17s for the same patient ID Re-attending within 3 months - Adults	6	30	20.0%	15.1%	16.5%	16.6%
% of FP17s for the same patient ID Re-attending between 3 & 9 months - Children	279	378	73.8%	60.7%	60.2%	57.5%
% of FP17s for the same patient ID Re-attending between 3 & 9 months - Adults	21	30	70.0%	52.7%	52.0%	50.4%
% of FP17s for Band 1 Urgent Courses	11	352	3.1%	9.5%	9.5%	9.1%
% of FP17s Relating to Free Repair or Replacements	0	352	0.0%	0.7%	0.7%	0.8%
% of FP17s Relating to Continuations	0	352	0.0%	1.3%	1.2%	1.3%
% of Patients satisfied with the dentistry they have received	0	0	N/A	92.6%	92.9%	92.7%
% of Patients satisfied with the time they had to wait for an appointment	0	0	N/A	88.0%	88.8%	88.8%

* This is based on patients treated on this contract for their most recent course of treatment. Figures in italics indicate the base number of FP17s or Patient Questionnaire responses are less than 100. N/A is shown where the base number of responses is less than 10 during the period. % is calculated as Quantity/Base number*100

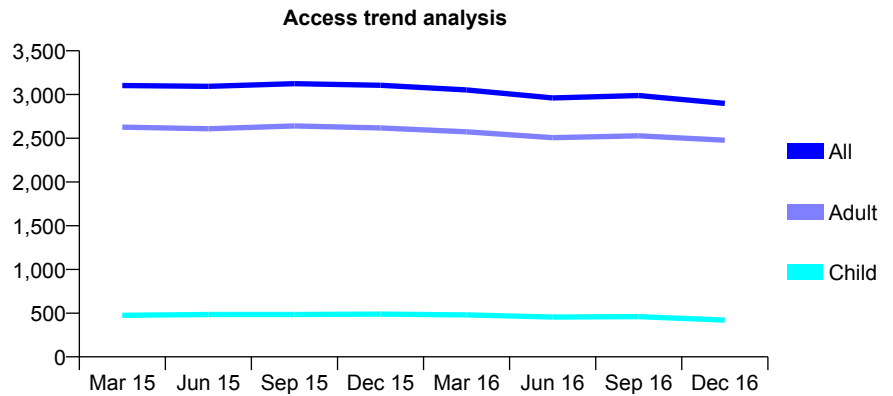
Q70 - Vital Signs At a Glance Contract Report for 569216/0001 - December 2016

Name or company name	MR BG PARNELL
Contract type name	GDS Contract
Purpose of contract	General
Contract start date	01/04/2006
Contract end date	

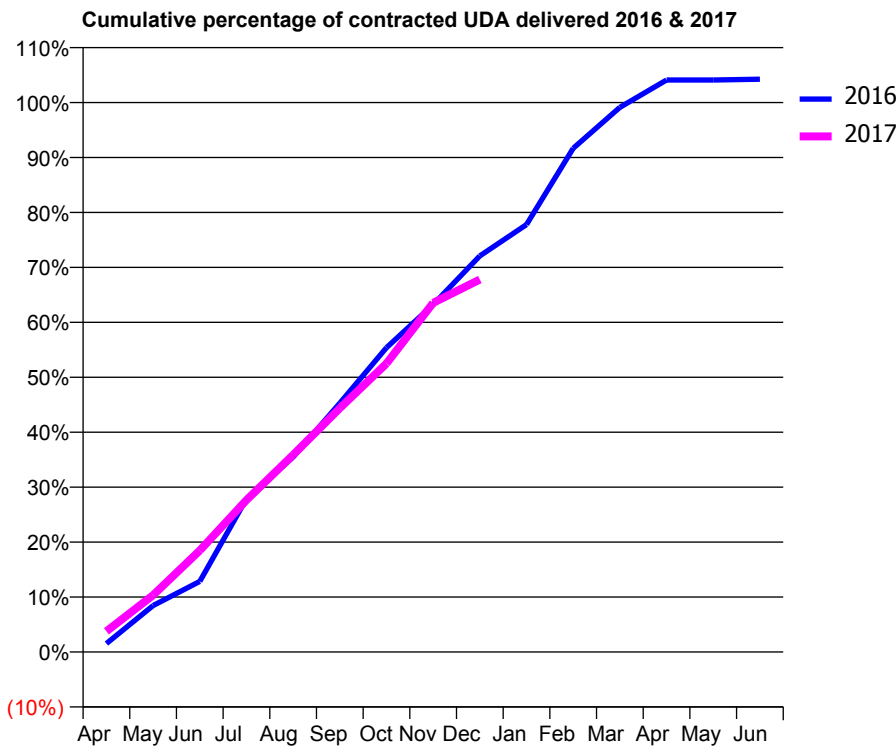
16/17 Contracted general activity (UDA)	8,445
Carry forward general activity (UDA)	0
16/17 Contracted orthodontic activity (UOA)	0
Carry forward orthodontic activity (UOA)	0
Baseline contract value	£211,030.36

ACCESS*

Patients seen in 24 months	Total	Change since previous quarter
Quarter ending December 2015	3,106	
Quarter ending March 2016	3,053	↓
Quarter ending June 2016	2,961	↓
Quarter ending September 2016	2,988	→
Quarter ending December 2016	2,898	↓
Variance since December 2015	(6.7%)	↓



ACTIVITY



Month	Adjusted Scheduled Activity (UDA)	
	2016	2017
April	131	319
May	713	873
June	1,084	1,560
July	2,356	2,335
August	2,998	3,029
September	3,825	3,747
October	4,679	4,434
November	5,339	5,367
December	6,087	5,725
January	6,569	
February	7,741	
March	8,370	
April	8,790	
May	8,790	
June	8,802	

QUALITY

	Quantity	Base Number	Contract	AT	Region	England
% of FP17s for the same patient ID Re-attending within 3 months - Children	40	467	8.6%	10.3%	11.9%	12.4%
% of FP17s for the same patient ID Re-attending within 3 months - Adults	491	2,910	16.9%	15.1%	16.5%	16.6%
% of FP17s for the same patient ID Re-attending between 3 & 9 months - Children	255	467	54.6%	60.7%	60.2%	57.5%
% of FP17s for the same patient ID Re-attending between 3 & 9 months - Adults	1,714	2,910	58.9%	52.7%	52.0%	50.4%
% of FP17s for Band 1 Urgent Courses	546	3,141	17.4%	9.5%	9.5%	9.1%
% of FP17s Relating to Free Repair or Replacements	26	3,141	0.8%	0.7%	0.7%	0.8%
% of FP17s Relating to Continuations	37	3,141	1.2%	1.3%	1.2%	1.3%
% of Patients satisfied with the dentistry they have received	11	11	100.0%	92.6%	92.9%	92.7%
% of Patients satisfied with the time they had to wait for an appointment	11	11	100.0%	88.0%	88.8%	88.8%

* This is based on patients treated on this contract for their most recent course of treatment. Figures in italics indicate the base number of FP17s or Patient Questionnaire responses are less than 100. N/A is shown where the base number of responses is less than 10 during the period. % is calculated as Quantity/Base number*100

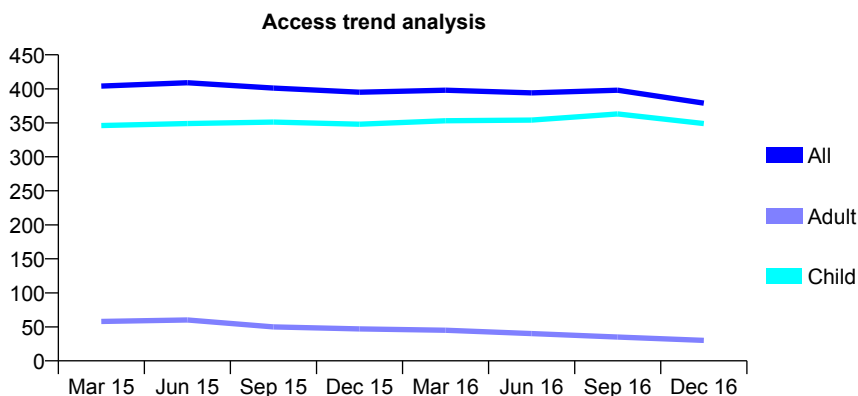
Q70 - Vital Signs At a Glance Contract Report for 570036/0001 - December 2016

Name or company name	MRS EM EXELBY
Contract type name	GDS Contract
Purpose of contract	General
Contract start date	01/04/2006
Contract end date	

16/17 Contracted general activity (UDA)	650
Carry forward general activity (UDA)	0
16/17 Contracted orthodontic activity (UOA)	0
Carry forward orthodontic activity (UOA)	0
Baseline contract value	£14,345.87

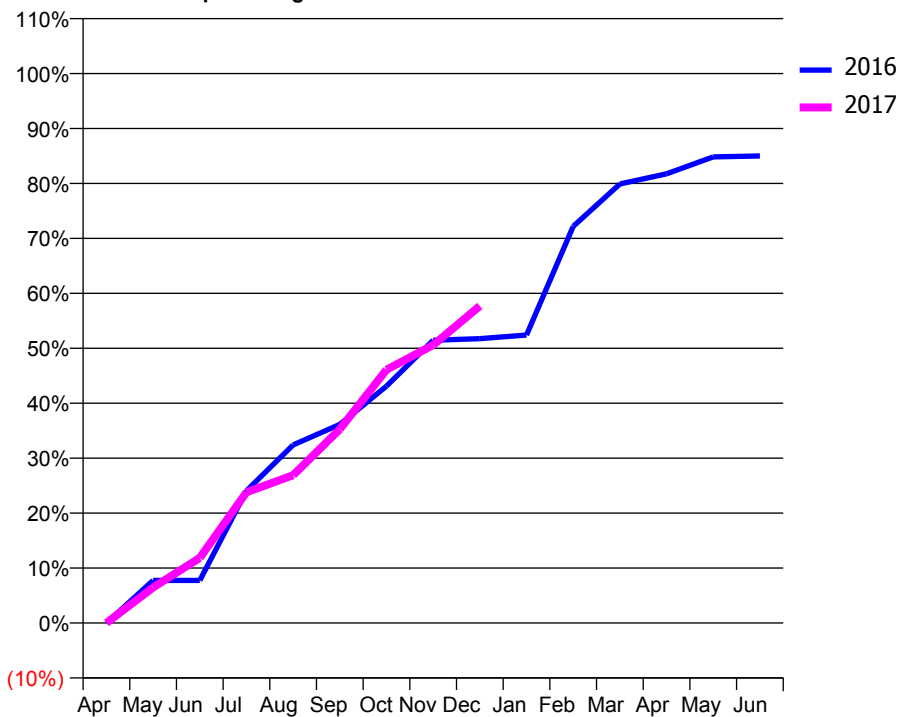
ACCESS*

Patients seen in 24 months	Total	Change since previous quarter
Quarter ending December 2015	395	
Quarter ending March 2016	398	→
Quarter ending June 2016	394	↓
Quarter ending September 2016	398	→
Quarter ending December 2016	379	↓
Variance since December 2015	(4.1%)	↓



ACTIVITY

Cumulative percentage of contracted UDA delivered 2016 & 2017



Month	Adjusted Scheduled Activity (UDA)	
	2016	2017
April	0	0
May	50	42
June	50	77
July	156	155
August	211	175
September	235	229
October	280	300
November	334	329
December	336	375
January	341	
February	469	
March	519	
April	531	
May	551	
June	552	

QUALITY

	Quantity	Base Number	Contract	AT	Region	England
% of FP17s for the same patient ID Re-attending within 3 months - Children	11	318	3.5%	10.3%	11.9%	12.4%
% of FP17s for the same patient ID Re-attending within 3 months - Adults	0	1	0.0%	15.1%	16.5%	16.6%
% of FP17s for the same patient ID Re-attending between 3 & 9 months - Children	132	318	41.5%	60.7%	60.2%	57.5%
% of FP17s for the same patient ID Re-attending between 3 & 9 months - Adults	0	1	0.0%	52.7%	52.0%	50.4%
% of FP17s for Band 1 Urgent Courses	10	295	3.4%	9.5%	9.5%	9.1%
% of FP17s Relating to Free Repair or Replacements	0	295	0.0%	0.7%	0.7%	0.8%
% of FP17s Relating to Continuations	0	295	0.0%	1.3%	1.2%	1.3%
% of Patients satisfied with the dentistry they have received	0	0	N/A	92.6%	92.9%	92.7%
% of Patients satisfied with the time they had to wait for an appointment	0	0	N/A	88.0%	88.8%	88.8%

* This is based on patients treated on this contract for their most recent course of treatment. Figures in italics indicate the base number of FP17s or Patient Questionnaire responses are less than 100. N/A is shown where the base number of responses is less than 10 during the period. % is calculated as Quantity/Base number*100

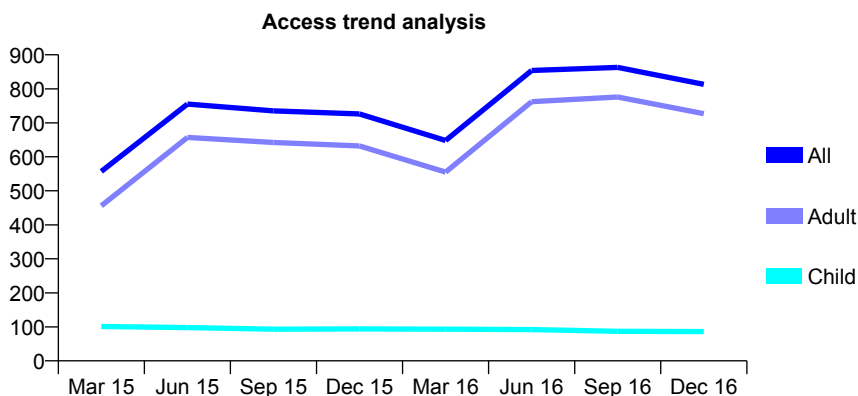
Q70 - Vital Signs At a Glance Contract Report for 572330/0001 - December 2016

Name or company name	MR SD JAMES
Contract type name	GDS Contract
Purpose of contract	General
Contract start date	01/04/2006
Contract end date	

16/17 Contracted general activity (UDA)	3,500
Carry forward general activity (UDA)	0
16/17 Contracted orthodontic activity (UOA)	0
Carry forward orthodontic activity (UOA)	0
Baseline contract value	£78,466.10

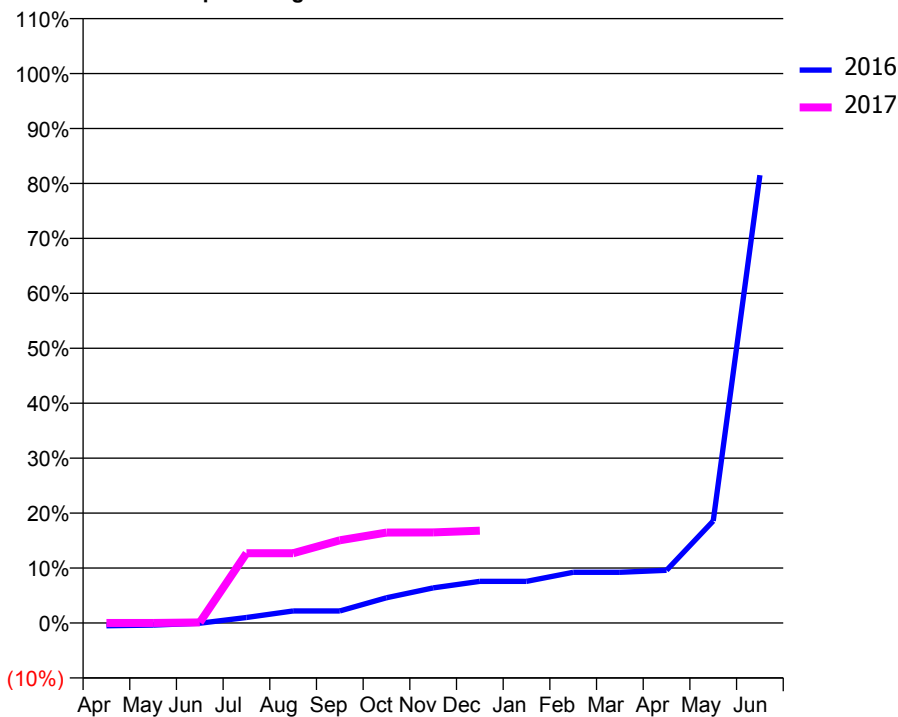
ACCESS*

Patients seen in 24 months	Total	Change since previous quarter
Quarter ending December 2015	726	
Quarter ending March 2016	648	↓
Quarter ending June 2016	854	↑
Quarter ending September 2016	863	→
Quarter ending December 2016	813	↓
Variance since December 2015	12.0%	↑



ACTIVITY

Cumulative percentage of contracted UDA delivered 2016 & 2017



Month	Adjusted Scheduled Activity (UDA)	
	2016	2017
April	-18	0
May	-14	0
June	-2	4
July	35	445
August	77	445
September	77	527
October	161	576
November	224	577
December	265	588
January	265	
February	323	
March	323	
April	336	
May	650	
June	2,852	

QUALITY

	Quantity	Base Number	Contract	AT	Region	England
% of FP17s for the same patient ID Re-attending within 3 months - Children	2	76	2.6%	10.3%	11.9%	12.4%
% of FP17s for the same patient ID Re-attending within 3 months - Adults	35	678	5.2%	15.1%	16.5%	16.6%
% of FP17s for the same patient ID Re-attending between 3 & 9 months - Children	47	76	61.8%	60.7%	60.2%	57.5%
% of FP17s for the same patient ID Re-attending between 3 & 9 months - Adults	54	678	8.0%	52.7%	52.0%	50.4%
% of FP17s for Band 1 Urgent Courses	11	334	3.3%	9.5%	9.5%	9.1%
% of FP17s Relating to Free Repair or Replacements	0	334	0.0%	0.7%	0.7%	0.8%
% of FP17s Relating to Continuations	0	334	0.0%	1.3%	1.2%	1.3%
% of Patients satisfied with the dentistry they have received	0	0	N/A	92.6%	92.9%	92.7%
% of Patients satisfied with the time they had to wait for an appointment	0	0	N/A	88.0%	88.8%	88.8%

* This is based on patients treated on this contract for their most recent course of treatment. Figures in italics indicate the base number of FP17s or Patient Questionnaire responses are less than 100. N/A is shown where the base number of responses is less than 10 during the period. % is calculated as Quantity/Base number*100

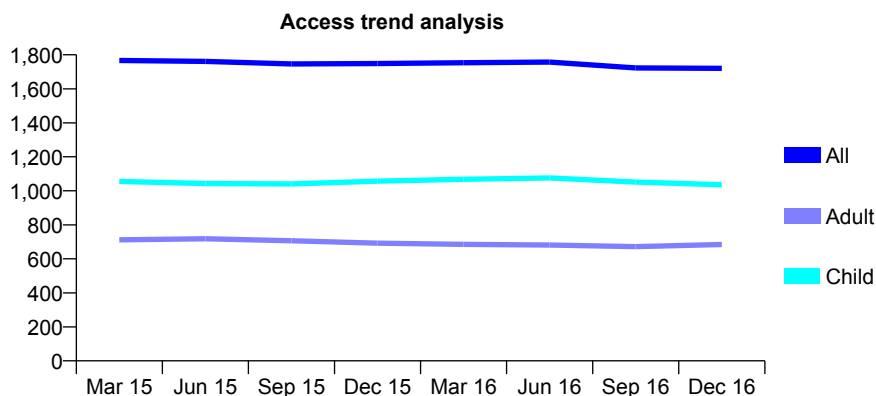
Q70 - Vital Signs At a Glance Contract Report for 573566/0002 - December 2016

Name or company name	MR RC BAKER
Contract type name	GDS Contract
Purpose of contract	General
Contract start date	04/01/2010
Contract end date	

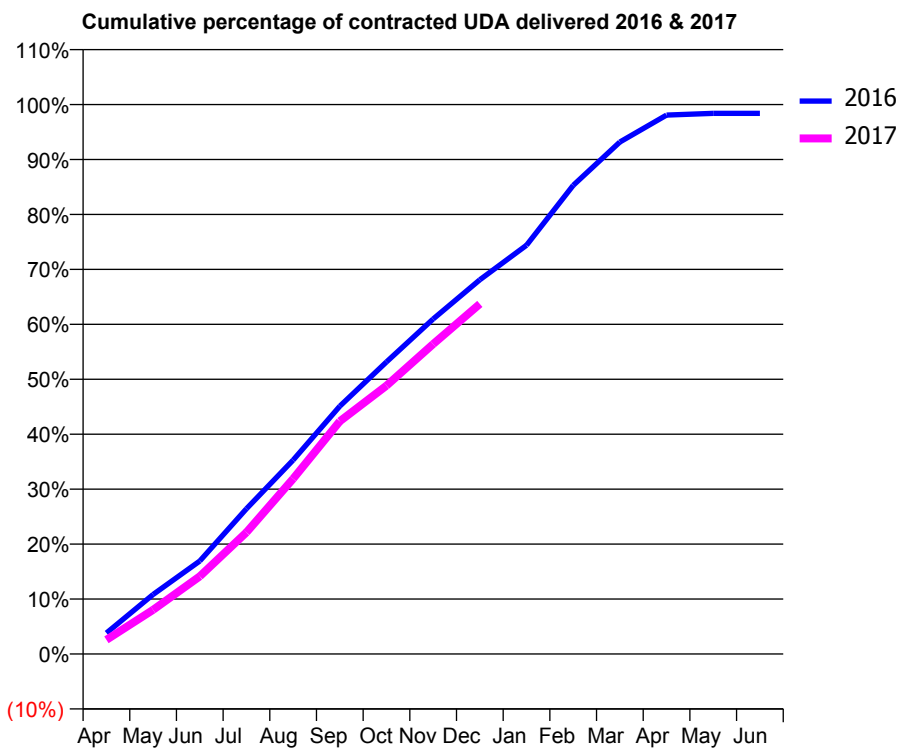
16/17 Contracted general activity (UDA)	3,690
Carry forward general activity (UDA)	59
16/17 Contracted orthodontic activity (UOA)	0
Carry forward orthodontic activity (UOA)	0
Baseline contract value	£87,064.77

ACCESS*

Patients seen in 24 months	Total	Change since previous quarter
Quarter ending December 2015	1,749	
Quarter ending March 2016	1,753	→
Quarter ending June 2016	1,757	→
Quarter ending September 2016	1,723	↓
Quarter ending December 2016	1,720	→
Variance since December 2015	(1.7%)	↓



ACTIVITY



Month	Adjusted Scheduled Activity (UDA)	
	2016	2017
April	141	96
May	400	297
June	624	521
July	975	817
August	1,302	1,177
September	1,664	1,563
October	1,962	1,802
November	2,250	2,081
December	2,513	2,351
January	2,745	
February	3,147	
March	3,438	
April	3,619	
May	3,630	
June	3,630	

QUALITY

	Quantity	Base Number	Contract	AT	Region	England
% of FP17s for the same patient ID Re-attending within 3 months - Children	113	1,356	8.3%	10.3%	11.9%	12.4%
% of FP17s for the same patient ID Re-attending within 3 months - Adults	57	553	10.3%	15.1%	16.5%	16.6%
% of FP17s for the same patient ID Re-attending between 3 & 9 months - Children	922	1,356	68.0%	60.7%	60.2%	57.5%
% of FP17s for the same patient ID Re-attending between 3 & 9 months - Adults	279	553	50.5%	52.7%	52.0%	50.4%
% of FP17s for Band 1 Urgent Courses	64	1,780	3.6%	9.5%	9.5%	9.1%
% of FP17s Relating to Free Repair or Replacements	1	1,780	0.1%	0.7%	0.7%	0.8%
% of FP17s Relating to Continuations	5	1,780	0.3%	1.3%	1.2%	1.3%
% of Patients satisfied with the dentistry they have received	3	3	N/A	92.6%	92.9%	92.7%
% of Patients satisfied with the time they had to wait for an appointment	3	3	N/A	88.0%	88.8%	88.8%

* This is based on patients treated on this contract for their most recent course of treatment. Figures in italics indicate the base number of FP17s or Patient Questionnaire responses are less than 100. N/A is shown where the base number of responses is less than 10 during the period. % is calculated as Quantity/Base number*100

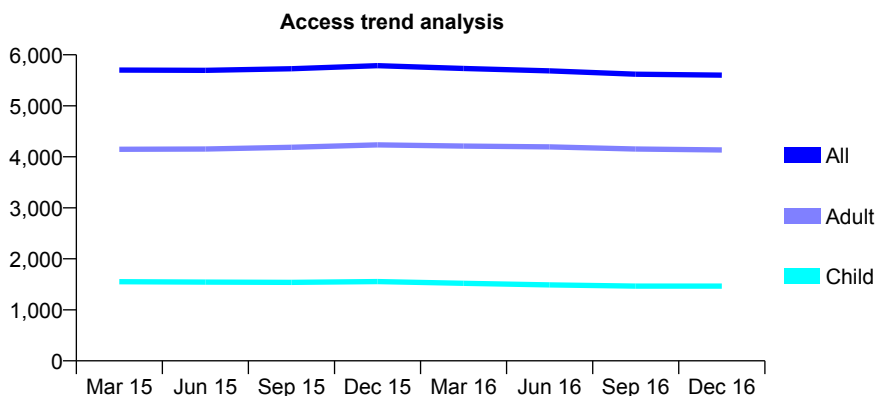
Q70 - Vital Signs At a Glance Contract Report for 574074/0001 - December 2016

Name or company name	MR NL JONES
Contract type name	GDS Contract
Purpose of contract	General and Orthodontic
Contract start date	01/04/2006
Contract end date	

16/17 Contracted general activity (UDA)	13,816
Carry forward general activity (UDA)	0
16/17 Contracted orthodontic activity (UOA)	500
Carry forward orthodontic activity (UOA)	0
Baseline contract value	£432,665.24

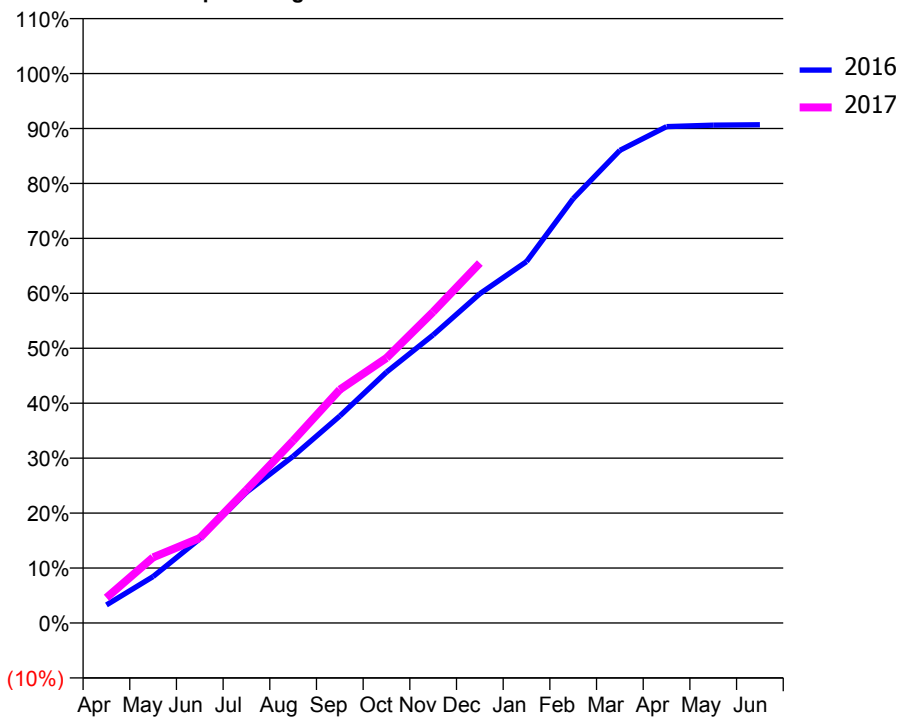
ACCESS*

Patients seen in 24 months	Total	Change since previous quarter
Quarter ending December 2015	5,787	
Quarter ending March 2016	5,731	→
Quarter ending June 2016	5,686	→
Quarter ending September 2016	5,619	↓
Quarter ending December 2016	5,600	→
Variance since December 2015	(3.2%)	↓



ACTIVITY

Cumulative percentage of contracted UDA delivered 2016 & 2017



Month	Adjusted Scheduled Activity (UDA)	
	2016	2017
April	455	636
May	1,169	1,652
June	2,117	2,139
July	3,288	3,348
August	4,193	4,584
September	5,206	5,868
October	6,309	6,663
November	7,243	7,823
December	8,278	9,051
January	9,088	
February	10,671	
March	11,883	
April	12,479	
May	12,518	
June	12,527	

QUALITY

	Quantity	Base Number	Contract	AT	Region	England
% of FP17s for the same patient ID Re-attending within 3 months - Children	128	1,553	8.2%	10.3%	11.9%	12.4%
% of FP17s for the same patient ID Re-attending within 3 months - Adults	597	4,292	13.9%	15.1%	16.5%	16.6%
% of FP17s for the same patient ID Re-attending between 3 & 9 months - Children	834	1,553	53.7%	60.7%	60.2%	57.5%
% of FP17s for the same patient ID Re-attending between 3 & 9 months - Adults	2,358	4,292	54.9%	52.7%	52.0%	50.4%
% of FP17s for Band 1 Urgent Courses	113	4,682	2.4%	9.5%	9.5%	9.1%
% of FP17s Relating to Free Repair or Replacements	72	4,682	1.5%	0.7%	0.7%	0.8%
% of FP17s Relating to Continuations	119	4,682	2.5%	1.3%	1.2%	1.3%
% of Patients satisfied with the dentistry they have received	23	23	100.0%	92.6%	92.9%	92.7%
% of Patients satisfied with the time they had to wait for an appointment	18	23	78.3%	88.0%	88.8%	88.8%

* This is based on patients treated on this contract for their most recent course of treatment. Figures in italics indicate the base number of FP17s or Patient Questionnaire responses are less than 100. N/A is shown where the base number of responses is less than 10 during the period. % is calculated as Quantity/Base number*100

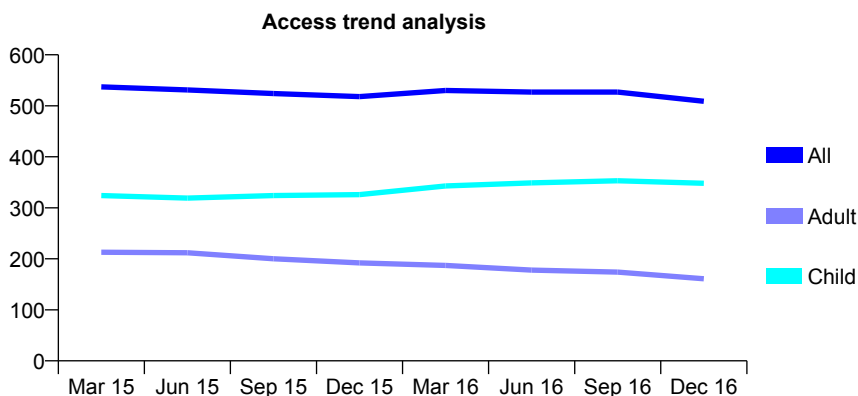
Q70 - Vital Signs At a Glance Contract Report for 574937/0001 - December 2016

Name or company name	Teeth-on-the-Heath
Contract type name	GDS Contract
Purpose of contract	General
Contract start date	01/04/2006
Contract end date	

16/17 Contracted general activity (UDA)	1,331
Carry forward general activity (UDA)	0
16/17 Contracted orthodontic activity (UOA)	0
Carry forward orthodontic activity (UOA)	0
Baseline contract value	£35,943.53

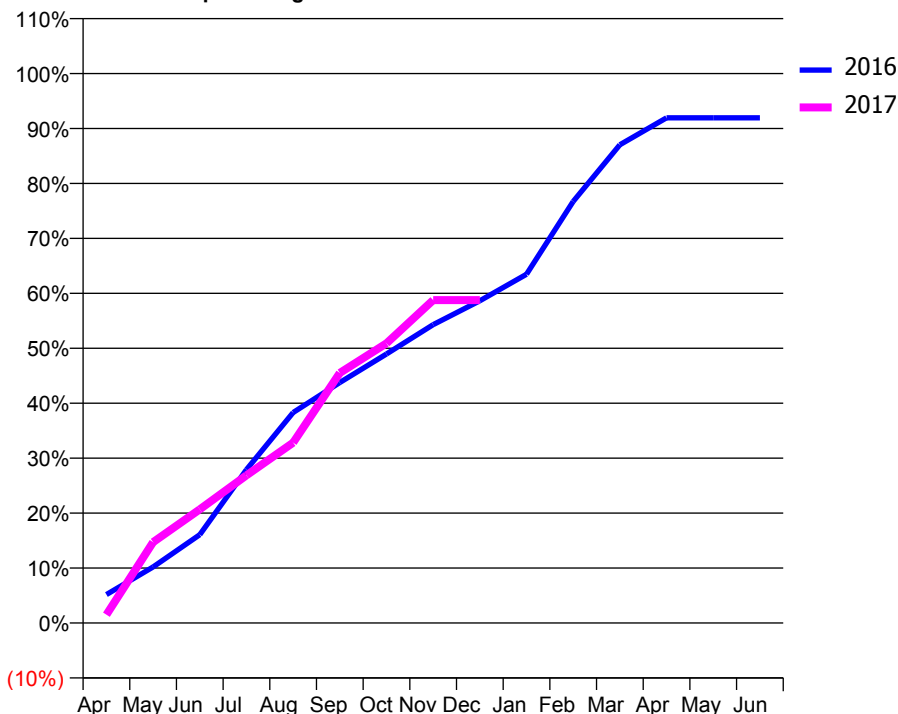
ACCESS*

Patients seen in 24 months	Total	Change since previous quarter
Quarter ending December 2015	518	
Quarter ending March 2016	530	↑
Quarter ending June 2016	527	→
Quarter ending September 2016	527	→
Quarter ending December 2016	509	↓
Variance since December 2015	(1.7%)	↓



ACTIVITY

Cumulative percentage of contracted UDA delivered 2016 & 2017



Adjusted Scheduled Activity (UDA)

Month	2016	2017
April	69	20
May	136	196
June	214	275
July	372	358
August	510	437
September	582	606
October	652	678
November	723	782
December	780	782
January	845	
February	1,021	
March	1,158	
April	1,224	
May	1,224	
June	1,224	

QUALITY

	Quantity	Base Number	Contract	AT	Region	England
% of FP17s for the same patient ID Re-attending within 3 months - Children	47	438	10.7%	10.3%	11.9%	12.4%
% of FP17s for the same patient ID Re-attending within 3 months - Adults	15	120	12.5%	15.1%	16.5%	16.6%
% of FP17s for the same patient ID Re-attending between 3 & 9 months - Children	292	438	66.7%	60.7%	60.2%	57.5%
% of FP17s for the same patient ID Re-attending between 3 & 9 months - Adults	74	120	61.7%	52.7%	52.0%	50.4%
% of FP17s for Band 1 Urgent Courses	41	496	8.3%	9.5%	9.5%	9.1%
% of FP17s Relating to Free Repair or Replacements	0	496	0.0%	0.7%	0.7%	0.8%
% of FP17s Relating to Continuations	0	496	0.0%	1.3%	1.2%	1.3%
% of Patients satisfied with the dentistry they have received	1	1	N/A	92.6%	92.9%	92.7%
% of Patients satisfied with the time they had to wait for an appointment	1	1	N/A	88.0%	88.8%	88.8%

* This is based on patients treated on this contract for their most recent course of treatment. Figures in italics indicate the base number of FP17s or Patient Questionnaire responses are less than 100. N/A is shown where the base number of responses is less than 10 during the period. % is calculated as Quantity/Base number*100

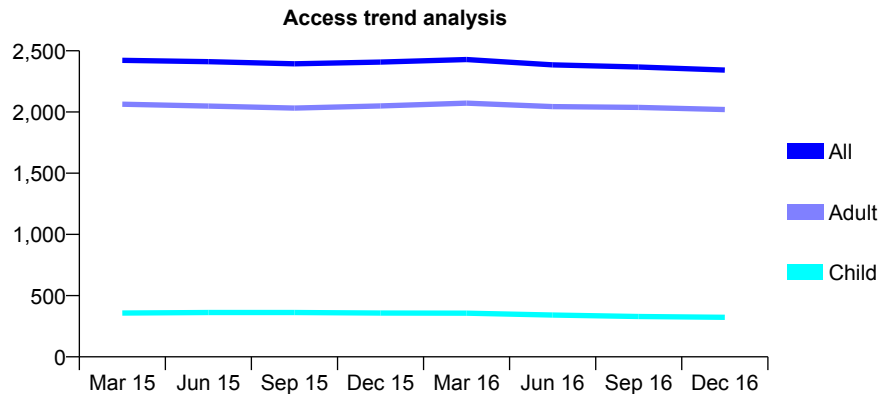
Q70 - Vital Signs At a Glance Contract Report for 626228/0001 - December 2016

Name or company name	CP Dental
Contract type name	GDS Contract
Purpose of contract	General
Contract start date	01/04/2006
Contract end date	

16/17 Contracted general activity (UDA)	7,275
Carry forward general activity (UDA)	3
16/17 Contracted orthodontic activity (UOA)	0
Carry forward orthodontic activity (UOA)	0
Baseline contract value	£171,284.73

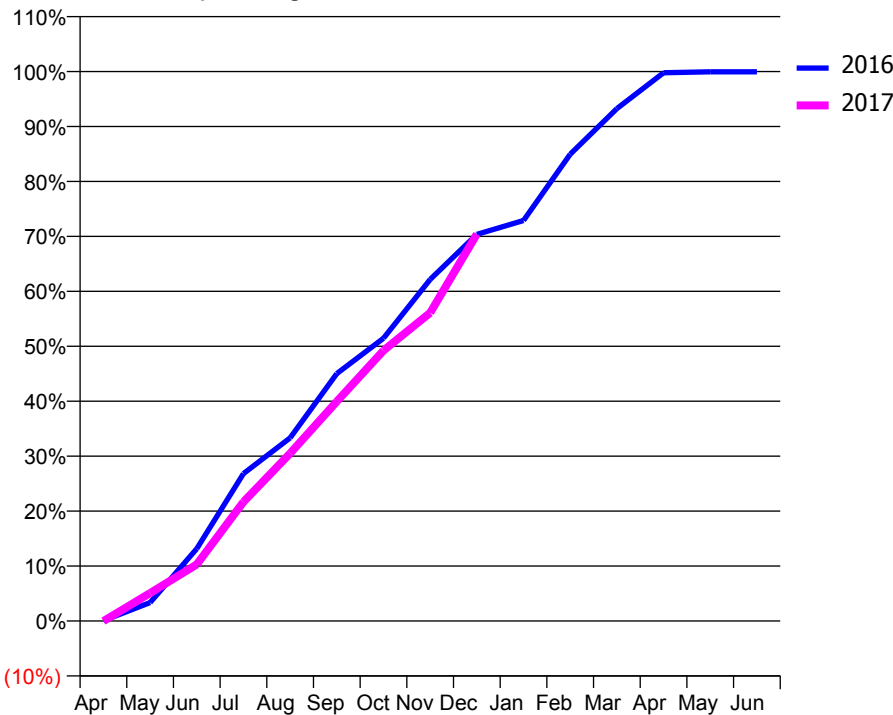
ACCESS*

Patients seen in 24 months	Total	Change since previous quarter
Quarter ending December 2015	2,408	
Quarter ending March 2016	2,429	→
Quarter ending June 2016	2,385	↓
Quarter ending September 2016	2,368	→
Quarter ending December 2016	2,343	↓
Variance since December 2015	(2.7%)	↓



ACTIVITY

Cumulative percentage of contracted UDA delivered 2016 & 2017



Month	Adjusted Scheduled Activity (UDA)	
	2016	2017
April	4	-3
May	245	369
June	958	749
July	1,952	1,578
August	2,424	2,220
September	3,275	2,907
October	3,743	3,581
November	4,522	4,080
December	5,119	5,122
January	5,303	
February	6,180	
March	6,783	
April	7,258	
May	7,271	
June	7,271	

QUALITY

	Quantity	Base Number	Contract	AT	Region	England
% of FP17s for the same patient ID Re-attending within 3 months - Children	7	426	1.6%	10.3%	11.9%	12.4%
% of FP17s for the same patient ID Re-attending within 3 months - Adults	126	2,508	5.0%	15.1%	16.5%	16.6%
% of FP17s for the same patient ID Re-attending between 3 & 9 months - Children	306	426	71.8%	60.7%	60.2%	57.5%
% of FP17s for the same patient ID Re-attending between 3 & 9 months - Adults	1,943	2,508	77.5%	52.7%	52.0%	50.4%
% of FP17s for Band 1 Urgent Courses	0	2,602	0.0%	9.5%	9.5%	9.1%
% of FP17s Relating to Free Repair or Replacements	0	2,602	0.0%	0.7%	0.7%	0.8%
% of FP17s Relating to Continuations	5	2,602	0.2%	1.3%	1.2%	1.3%
% of Patients satisfied with the dentistry they have received	5	6	N/A	92.6%	92.9%	92.7%
% of Patients satisfied with the time they had to wait for an appointment	5	6	N/A	88.0%	88.8%	88.8%

* This is based on patients treated on this contract for their most recent course of treatment. Figures in italics indicate the base number of FP17s or Patient Questionnaire responses are less than 100. N/A is shown where the base number of responses is less than 10 during the period. % is calculated as Quantity/Base number*100

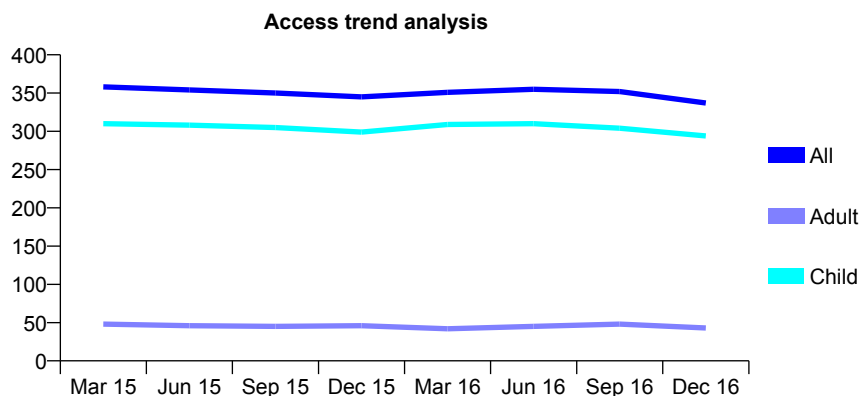
Q70 - Vital Signs At a Glance Contract Report for 635901/0001 - December 2016

Name or company name	MR GW HOWE
Contract type name	GDS Contract
Purpose of contract	General
Contract start date	01/04/2006
Contract end date	

16/17 Contracted general activity (UDA)	700
Carry forward general activity (UDA)	21
16/17 Contracted orthodontic activity (UOA)	0
Carry forward orthodontic activity (UOA)	0
Baseline contract value	£15,944.62

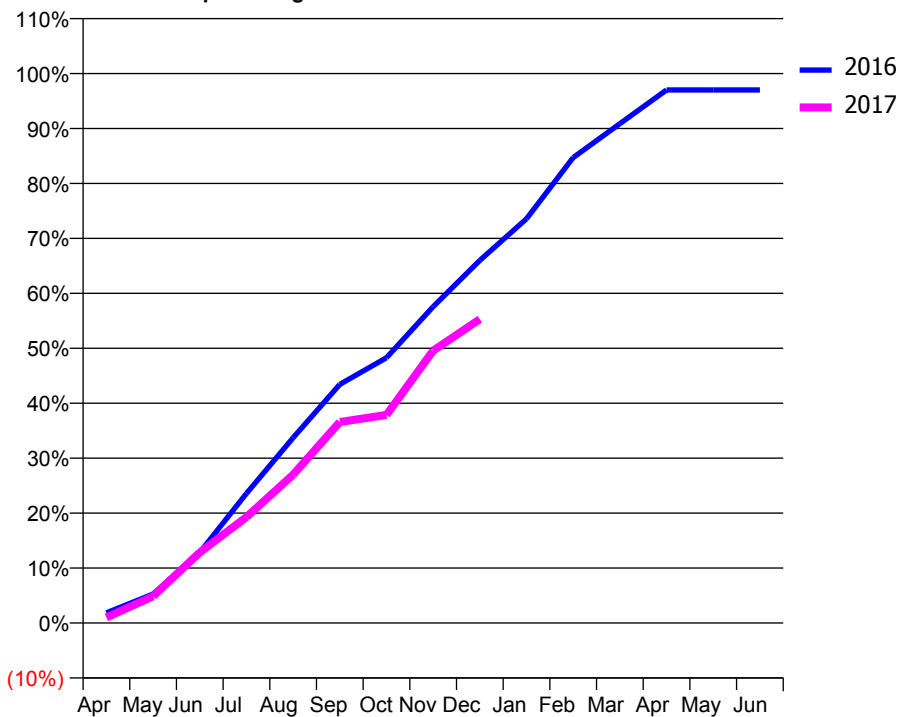
ACCESS*

Patients seen in 24 months	Total	Change since previous quarter
Quarter ending December 2015	345	
Quarter ending March 2016	351	→
Quarter ending June 2016	355	→
Quarter ending September 2016	352	→
Quarter ending December 2016	337	↓
Variance since December 2015	(2.3%)	↓



ACTIVITY

Cumulative percentage of contracted UDA delivered 2016 & 2017



Adjusted Scheduled Activity (UDA)

Month	2016	2017
April	13	7
May	37	34
June	90	90
July	165	135
August	236	189
September	304	256
October	338	265
November	403	347
December	462	387
January	515	
February	593	
March	636	
April	679	
May	679	
June	679	

QUALITY

	Quantity	Base Number	Contract	AT	Region	England
% of FP17s for the same patient ID Re-attending within 3 months - Children	19	342	5.6%	10.3%	11.9%	12.4%
% of FP17s for the same patient ID Re-attending within 3 months - Adults	0	0	N/A	15.1%	16.5%	16.6%
% of FP17s for the same patient ID Re-attending between 3 & 9 months - Children	226	342	66.1%	60.7%	60.2%	57.5%
% of FP17s for the same patient ID Re-attending between 3 & 9 months - Adults	0	0	N/A	52.7%	52.0%	50.4%
% of FP17s for Band 1 Urgent Courses	0	311	0.0%	9.5%	9.5%	9.1%
% of FP17s Relating to Free Repair or Replacements	0	311	0.0%	0.7%	0.7%	0.8%
% of FP17s Relating to Continuations	0	311	0.0%	1.3%	1.2%	1.3%
% of Patients satisfied with the dentistry they have received	0	0	N/A	92.6%	92.9%	92.7%
% of Patients satisfied with the time they had to wait for an appointment	0	0	N/A	88.0%	88.8%	88.8%

* This is based on patients treated on this contract for their most recent course of treatment. Figures in italics indicate the base number of FP17s or Patient Questionnaire responses are less than 100. N/A is shown where the base number of responses is less than 10 during the period. % is calculated as Quantity/Base number*100

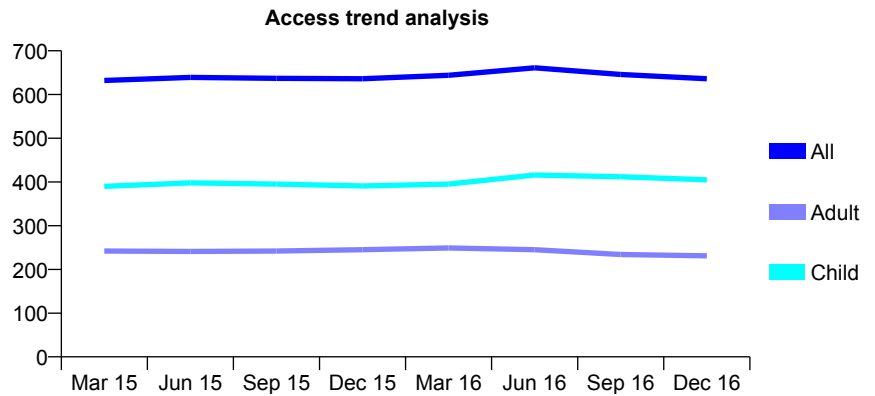
Q70 - Vital Signs At a Glance Contract Report for 636150/0001 - December 2016

Name or company name	MR JF KAVANAGH
Contract type name	GDS Contract
Purpose of contract	General
Contract start date	01/04/2006
Contract end date	

16/17 Contracted general activity (UDA)	1,160
Carry forward general activity (UDA)	-15
16/17 Contracted orthodontic activity (UOA)	0
Carry forward orthodontic activity (UOA)	0
Baseline contract value	£24,752.24

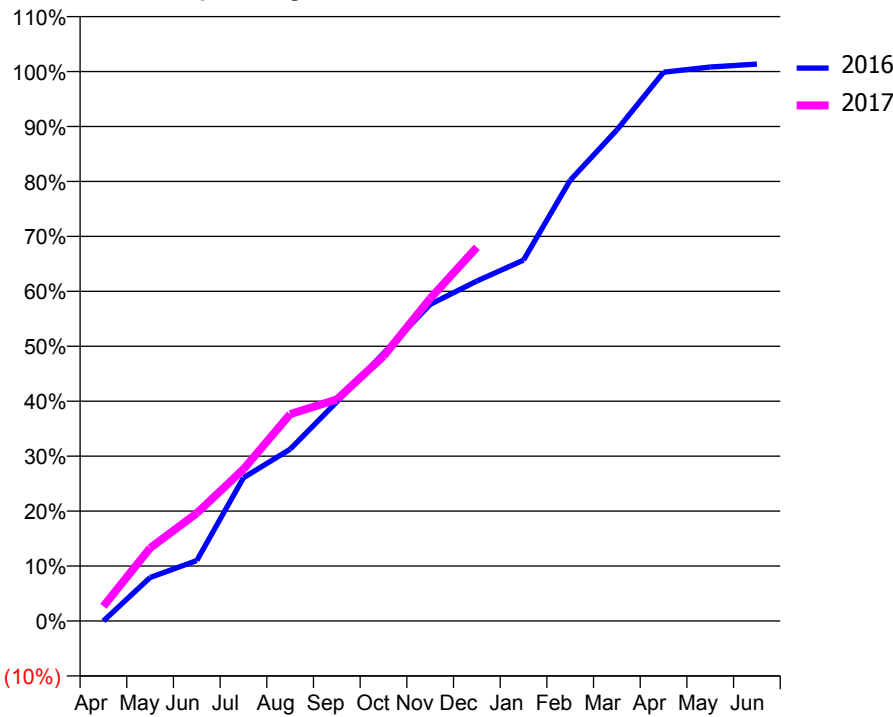
ACCESS*

Patients seen in 24 months	Total	Change since previous quarter
Quarter ending December 2015	636	
Quarter ending March 2016	644	→
Quarter ending June 2016	661	↑
Quarter ending September 2016	646	↓
Quarter ending December 2016	636	↓
Variance since December 2015	0.0%	→



ACTIVITY

Cumulative percentage of contracted UDA delivered 2016 & 2017



Month	Adjusted Scheduled Activity (UDA)	
	2016	2017
April	0	31
May	92	154
June	128	228
July	303	321
August	363	437
September	463	468
October	565	559
November	668	681
December	718	789
January	762	
February	930	
March	1,037	
April	1,159	
May	1,170	
June	1,176	

QUALITY

	Quantity	Base Number	Contract	AT	Region	England
% of FP17s for the same patient ID Re-attending within 3 months - Children	51	476	10.7%	10.3%	11.9%	12.4%
% of FP17s for the same patient ID Re-attending within 3 months - Adults	49	195	25.1%	15.1%	16.5%	16.6%
% of FP17s for the same patient ID Re-attending between 3 & 9 months - Children	265	476	55.7%	60.7%	60.2%	57.5%
% of FP17s for the same patient ID Re-attending between 3 & 9 months - Adults	99	195	50.8%	52.7%	52.0%	50.4%
% of FP17s for Band 1 Urgent Courses	4	581	0.7%	9.5%	9.5%	9.1%
% of FP17s Relating to Free Repair or Replacements	0	581	0.0%	0.7%	0.7%	0.8%
% of FP17s Relating to Continuations	0	581	0.0%	1.3%	1.2%	1.3%
% of Patients satisfied with the dentistry they have received	0	0	N/A	92.6%	92.9%	92.7%
% of Patients satisfied with the time they had to wait for an appointment	0	0	N/A	88.0%	88.8%	88.8%

* This is based on patients treated on this contract for their most recent course of treatment. Figures in italics indicate the base number of FP17s or Patient Questionnaire responses are less than 100. N/A is shown where the base number of responses is less than 10 during the period. % is calculated as Quantity/Base number*100

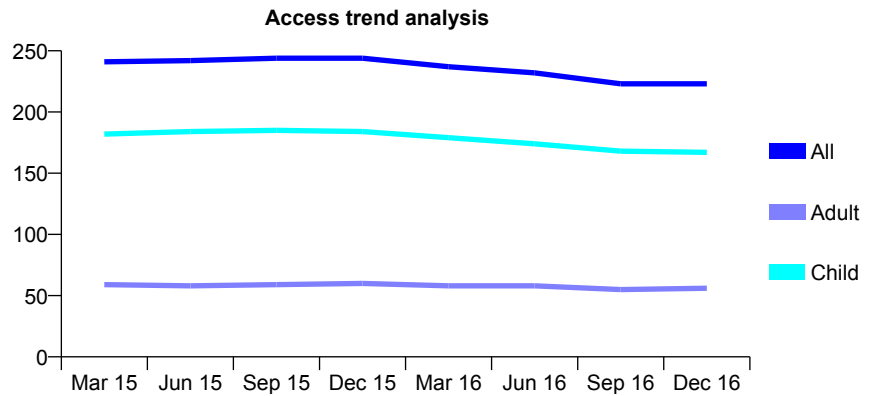
Q70 - Vital Signs At a Glance Contract Report for 643106/0001 - December 2016

Name or company name	MR AR PRYNNE
Contract type name	GDS Contract
Purpose of contract	General
Contract start date	01/04/2006
Contract end date	

16/17 Contracted general activity (UDA)	450
Carry forward general activity (UDA)	0
16/17 Contracted orthodontic activity (UOA)	0
Carry forward orthodontic activity (UOA)	0
Baseline contract value	£11,341.59

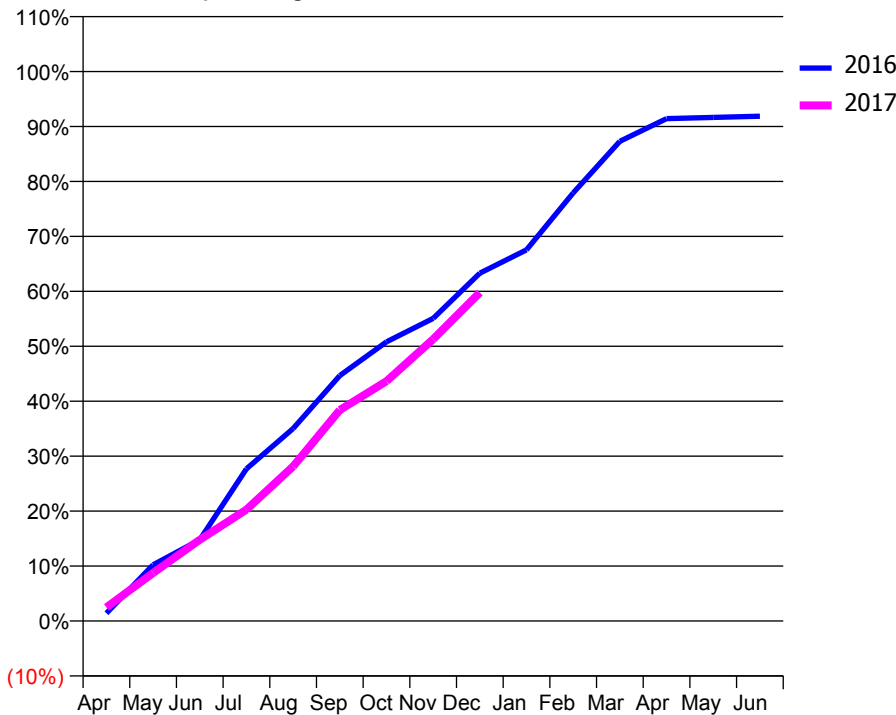
ACCESS*

Patients seen in 24 months	Total	Change since previous quarter
Quarter ending December 2015	244	
Quarter ending March 2016	237	↓
Quarter ending June 2016	232	↓
Quarter ending September 2016	223	↓
Quarter ending December 2016	223	→
Variance since December 2015	(8.6%)	↓



ACTIVITY

Cumulative percentage of contracted UDA delivered 2016 & 2017



Month	Adjusted Scheduled Activity (UDA)	
	2016	2017
April	6	11
May	46	39
June	67	67
July	125	91
August	158	127
September	201	173
October	229	196
November	248	231
December	285	269
January	304	
February	351	
March	393	
April	411	
May	412	
June	413	

QUALITY

	Quantity	Base Number	Contract	AT	Region	England
% of FP17s for the same patient ID Re-attending within 3 months - Children	13	209	6.2%	10.3%	11.9%	12.4%
% of FP17s for the same patient ID Re-attending within 3 months - Adults	1	40	2.5%	15.1%	16.5%	16.6%
% of FP17s for the same patient ID Re-attending between 3 & 9 months - Children	142	209	67.9%	60.7%	60.2%	57.5%
% of FP17s for the same patient ID Re-attending between 3 & 9 months - Adults	28	40	70.0%	52.7%	52.0%	50.4%
% of FP17s for Band 1 Urgent Courses	15	227	6.6%	9.5%	9.5%	9.1%
% of FP17s Relating to Free Repair or Replacements	0	227	0.0%	0.7%	0.7%	0.8%
% of FP17s Relating to Continuations	0	227	0.0%	1.3%	1.2%	1.3%
% of Patients satisfied with the dentistry they have received	0	0	N/A	92.6%	92.9%	92.7%
% of Patients satisfied with the time they had to wait for an appointment	0	0	N/A	88.0%	88.8%	88.8%

* This is based on patients treated on this contract for their most recent course of treatment. Figures in italics indicate the base number of FP17s or Patient Questionnaire responses are less than 100. N/A is shown where the base number of responses is less than 10 during the period. % is calculated as Quantity/Base number*100

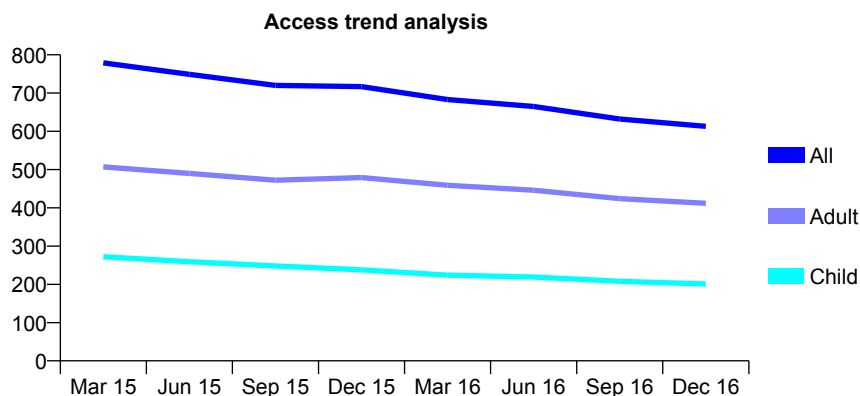
Q70 - Vital Signs At a Glance Contract Report for 648353/0001 - December 2016

Name or company name	MR MR RICHARDS
Contract type name	GDS Contract
Purpose of contract	General
Contract start date	01/04/2006
Contract end date	

16/17 Contracted general activity (UDA)	3,200
Carry forward general activity (UDA)	0
16/17 Contracted orthodontic activity (UOA)	0
Carry forward orthodontic activity (UOA)	0
Baseline contract value	£78,270.87

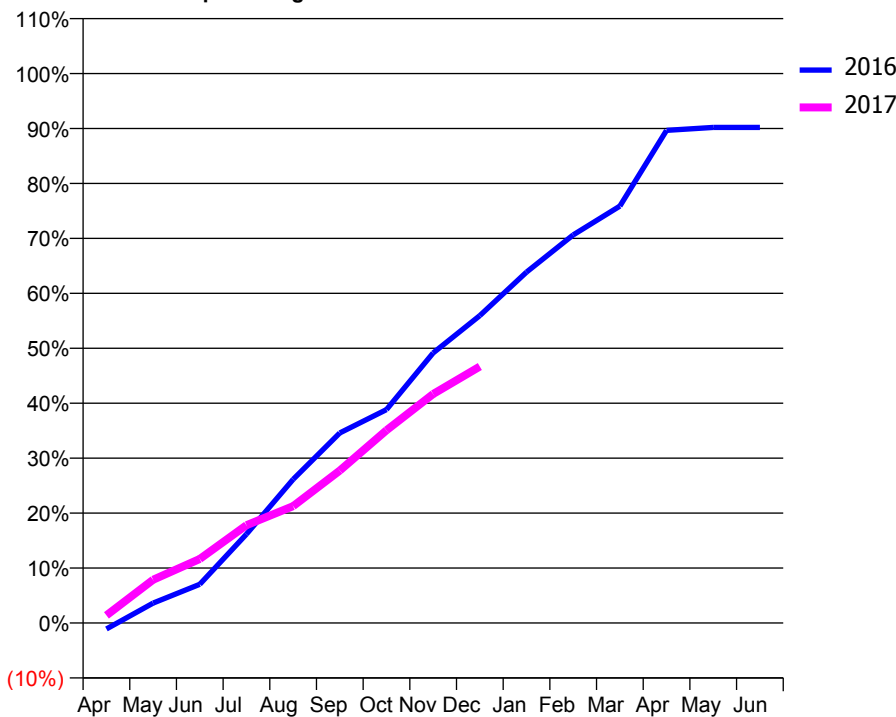
ACCESS*

Patients seen in 24 months	Total	Change since previous quarter
Quarter ending December 2015	717	
Quarter ending March 2016	683	↓
Quarter ending June 2016	665	↓
Quarter ending September 2016	632	↓
Quarter ending December 2016	613	↓
Variance since December 2015	(14.5%)	↓



ACTIVITY

Cumulative percentage of contracted UDA delivered 2016 & 2017



Month	Adjusted Scheduled Activity (UDA)	
	2016	2017
April	-35	45
May	116	252
June	225	373
July	518	570
August	836	681
September	1,107	888
October	1,243	1,122
November	1,573	1,333
December	1,790	1,494
January	2,043	
February	2,260	
March	2,428	
April	2,869	
May	2,886	
June	2,886	

QUALITY

	Quantity	Base Number	Contract	AT	Region	England
% of FP17s for the same patient ID Re-attending within 3 months - Children	12	199	6.0%	10.3%	11.9%	12.4%
% of FP17s for the same patient ID Re-attending within 3 months - Adults	77	352	21.9%	15.1%	16.5%	16.6%
% of FP17s for the same patient ID Re-attending between 3 & 9 months - Children	98	199	49.2%	60.7%	60.2%	57.5%
% of FP17s for the same patient ID Re-attending between 3 & 9 months - Adults	161	352	45.7%	52.7%	52.0%	50.4%
% of FP17s for Band 1 Urgent Courses	7	442	1.6%	9.5%	9.5%	9.1%
% of FP17s Relating to Free Repair or Replacements	0	442	0.0%	0.7%	0.7%	0.8%
% of FP17s Relating to Continuations	0	442	0.0%	1.3%	1.2%	1.3%
% of Patients satisfied with the dentistry they have received	1	2	N/A	92.6%	92.9%	92.7%
% of Patients satisfied with the time they had to wait for an appointment	1	2	N/A	88.0%	88.8%	88.8%

* This is based on patients treated on this contract for their most recent course of treatment. Figures in italics indicate the base number of FP17s or Patient Questionnaire responses are less than 100. N/A is shown where the base number of responses is less than 10 during the period. % is calculated as Quantity/Base number*100

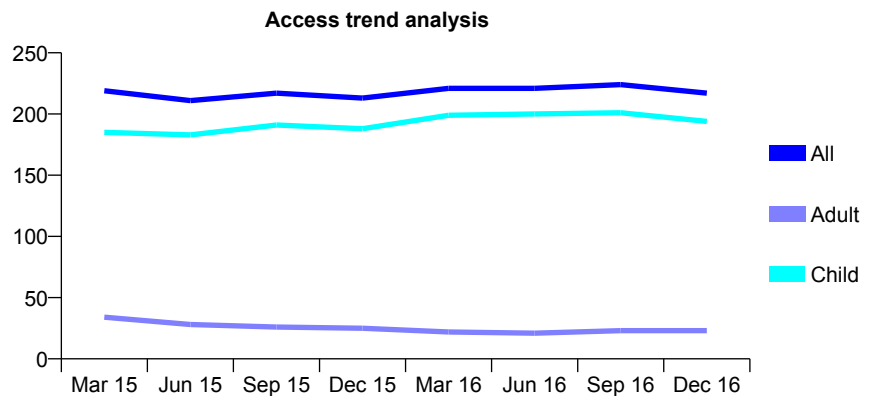
Q70 - Vital Signs At a Glance Contract Report for 648515/0002 - December 2016

Name or company name	MR GJ QUIGLEY
Contract type name	GDS Contract
Purpose of contract	General
Contract start date	21/04/2008
Contract end date	

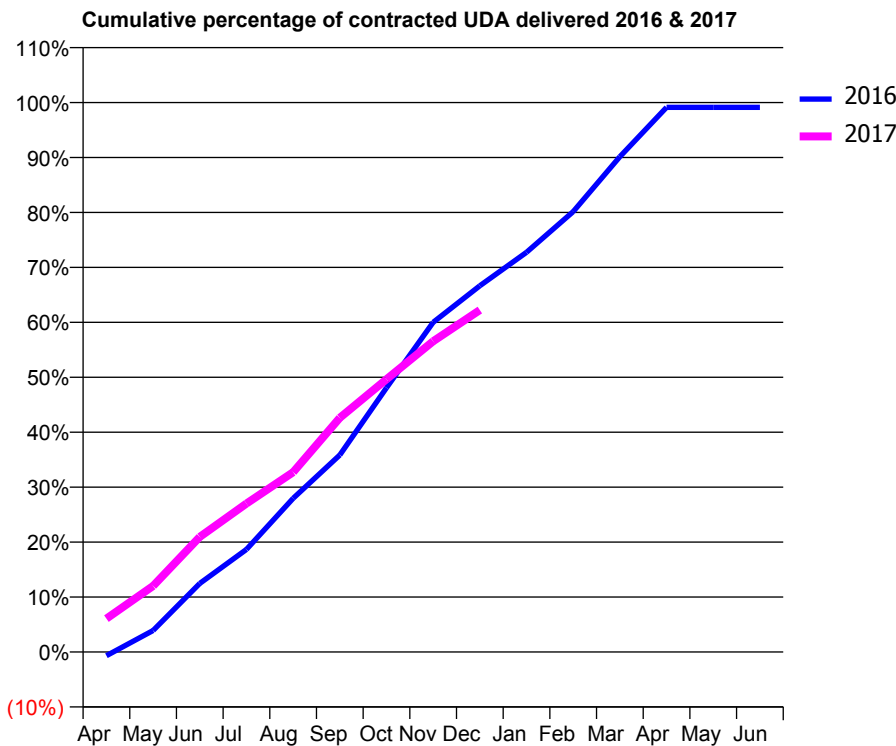
16/17 Contracted general activity (UDA)	527
Carry forward general activity (UDA)	4
16/17 Contracted orthodontic activity (UOA)	0
Carry forward orthodontic activity (UOA)	0
Baseline contract value	£12,248.58

ACCESS*

Patients seen in 24 months	Total	Change since previous quarter
Quarter ending December 2015	213	
Quarter ending March 2016	221	↑
Quarter ending June 2016	221	→
Quarter ending September 2016	224	→
Quarter ending December 2016	217	↓
Variance since December 2015	1.9%	→



ACTIVITY



Month	Adjusted Scheduled Activity (UDA)	
	2016	2017
April	-4	32
May	21	63
June	66	110
July	98	142
August	147	172
September	189	225
October	253	262
November	316	298
December	351	328
January	383	
February	422	
March	475	
April	522	
May	522	
June	522	

QUALITY

	Quantity	Base Number	Contract	AT	Region	England
% of FP17s for the same patient ID Re-attending within 3 months - Children	18	255	7.1%	10.3%	11.9%	12.4%
% of FP17s for the same patient ID Re-attending within 3 months - Adults	0	0	N/A	15.1%	16.5%	16.6%
% of FP17s for the same patient ID Re-attending between 3 & 9 months - Children	186	255	72.9%	60.7%	60.2%	57.5%
% of FP17s for the same patient ID Re-attending between 3 & 9 months - Adults	0	0	N/A	52.7%	52.0%	50.4%
% of FP17s for Band 1 Urgent Courses	5	224	2.2%	9.5%	9.5%	9.1%
% of FP17s Relating to Free Repair or Replacements	0	224	0.0%	0.7%	0.7%	0.8%
% of FP17s Relating to Continuations	0	224	0.0%	1.3%	1.2%	1.3%
% of Patients satisfied with the dentistry they have received	0	0	N/A	92.6%	92.9%	92.7%
% of Patients satisfied with the time they had to wait for an appointment	0	0	N/A	88.0%	88.8%	88.8%

* This is based on patients treated on this contract for their most recent course of treatment. Figures in italics indicate the base number of FP17s or Patient Questionnaire responses are less than 100. N/A is shown where the base number of responses is less than 10 during the period. % is calculated as Quantity/Base number*100

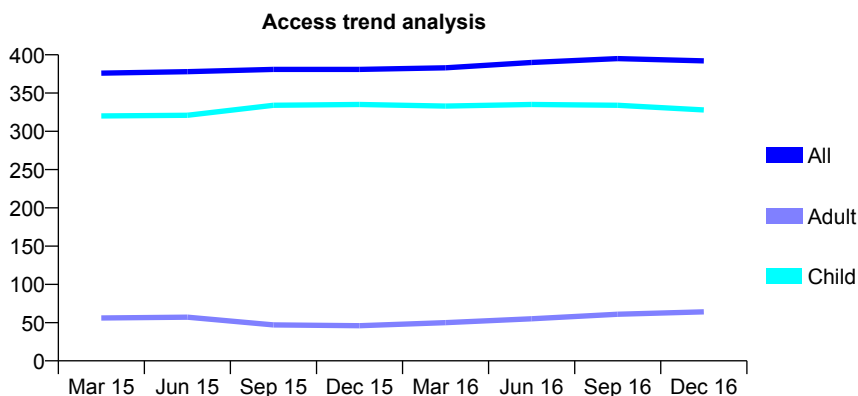
Q70 - Vital Signs At a Glance Contract Report for 649619/0001 - December 2016

Name or company name	MR ND GREENWAY
Contract type name	GDS Contract
Purpose of contract	General
Contract start date	01/04/2006
Contract end date	

16/17 Contracted general activity (UDA)	662
Carry forward general activity (UDA)	0
16/17 Contracted orthodontic activity (UOA)	0
Carry forward orthodontic activity (UOA)	0
Baseline contract value	£16,534.30

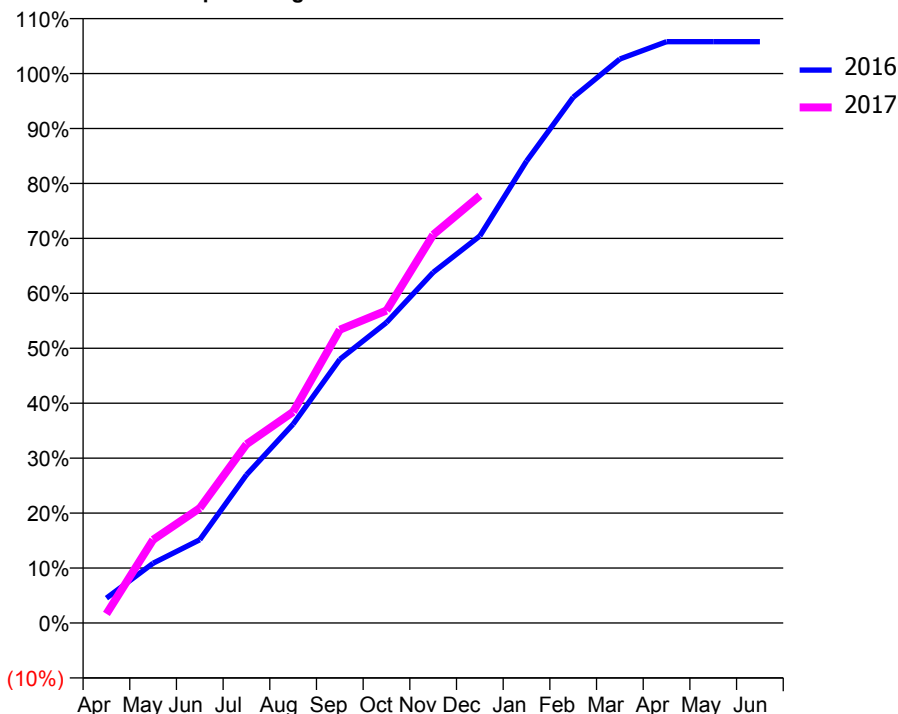
ACCESS*

Patients seen in 24 months	Total	Change since previous quarter
Quarter ending December 2015	381	
Quarter ending March 2016	383	→
Quarter ending June 2016	390	→
Quarter ending September 2016	395	→
Quarter ending December 2016	392	→
Variance since December 2015	2.9%	↑



ACTIVITY

Cumulative percentage of contracted UDA delivered 2016 & 2017



Month	Adjusted Scheduled Activity (UDA)	
	2016	2017
April	30	11
May	72	100
June	100	138
July	179	215
August	240	254
September	318	353
October	362	376
November	422	468
December	466	515
January	556	
February	633	
March	679	
April	700	
May	700	
June	700	

QUALITY

	Quantity	Base Number	Contract	AT	Region	England
% of FP17s for the same patient ID Re-attending within 3 months - Children	15	351	4.3%	10.3%	11.9%	12.4%
% of FP17s for the same patient ID Re-attending within 3 months - Adults	8	34	23.5%	15.1%	16.5%	16.6%
% of FP17s for the same patient ID Re-attending between 3 & 9 months - Children	214	351	61.0%	60.7%	60.2%	57.5%
% of FP17s for the same patient ID Re-attending between 3 & 9 months - Adults	12	34	35.3%	52.7%	52.0%	50.4%
% of FP17s for Band 1 Urgent Courses	4	372	1.1%	9.5%	9.5%	9.1%
% of FP17s Relating to Free Repair or Replacements	0	372	0.0%	0.7%	0.7%	0.8%
% of FP17s Relating to Continuations	0	372	0.0%	1.3%	1.2%	1.3%
% of Patients satisfied with the dentistry they have received	1	1	N/A	92.6%	92.9%	92.7%
% of Patients satisfied with the time they had to wait for an appointment	1	1	N/A	88.0%	88.8%	88.8%

* This is based on patients treated on this contract for their most recent course of treatment. Figures in italics indicate the base number of FP17s or Patient Questionnaire responses are less than 100. N/A is shown where the base number of responses is less than 10 during the period. % is calculated as Quantity/Base number*100

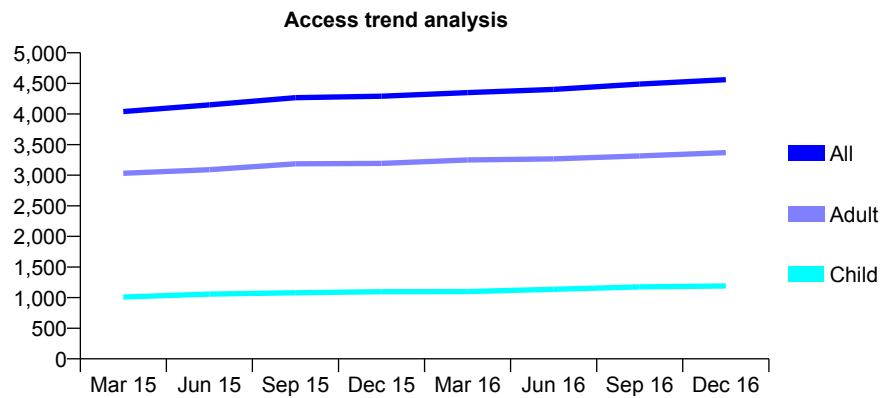
Q70 - Vital Signs At a Glance Contract Report for 650552/0001 - December 2016

Name or company name	MR NB SQUIRRELL
Contract type name	GDS Contract
Purpose of contract	General
Contract start date	01/04/2006
Contract end date	

16/17 Contracted general activity (UDA)	11,069
Carry forward general activity (UDA)	100
16/17 Contracted orthodontic activity (UOA)	0
Carry forward orthodontic activity (UOA)	0
Baseline contract value	£291,480.20

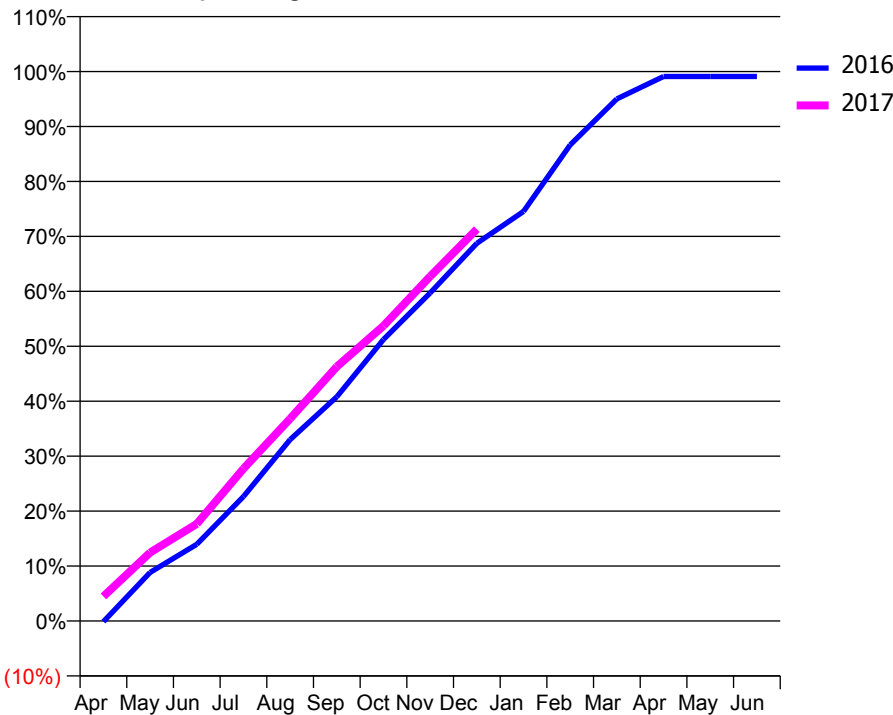
ACCESS*

Patients seen in 24 months	Total	Change since previous quarter
Quarter ending December 2015	4,290	
Quarter ending March 2016	4,349	→
Quarter ending June 2016	4,402	→
Quarter ending September 2016	4,489	→
Quarter ending December 2016	4,560	→
Variance since December 2015	6.3%	↑



ACTIVITY

Cumulative percentage of contracted UDA delivered 2016 & 2017



Month	Adjusted Scheduled Activity (UDA)	
	2016	2017
April	-14	496
May	980	1,380
June	1,547	1,958
July	2,509	3,069
August	3,655	4,076
September	4,517	5,124
October	5,670	5,947
November	6,610	6,942
December	7,608	7,893
January	8,249	
February	9,592	
March	10,518	
April	10,969	
May	10,969	
June	10,969	

QUALITY

	Quantity	Base Number	Contract	AT	Region	England
% of FP17s for the same patient ID Re-attending within 3 months - Children	72	1,172	6.1%	10.3%	11.9%	12.4%
% of FP17s for the same patient ID Re-attending within 3 months - Adults	682	3,479	19.6%	15.1%	16.5%	16.6%
% of FP17s for the same patient ID Re-attending between 3 & 9 months - Children	620	1,172	52.9%	60.7%	60.2%	57.5%
% of FP17s for the same patient ID Re-attending between 3 & 9 months - Adults	1,546	3,479	44.4%	52.7%	52.0%	50.4%
% of FP17s for Band 1 Urgent Courses	444	4,411	10.1%	9.5%	9.5%	9.1%
% of FP17s Relating to Free Repair or Replacements	42	4,411	1.0%	0.7%	0.7%	0.8%
% of FP17s Relating to Continuations	152	4,411	3.4%	1.3%	1.2%	1.3%
% of Patients satisfied with the dentistry they have received	2	5	N/A	92.6%	92.9%	92.7%
% of Patients satisfied with the time they had to wait for an appointment	3	5	N/A	88.0%	88.8%	88.8%

* This is based on patients treated on this contract for their most recent course of treatment. Figures in italics indicate the base number of FP17s or Patient Questionnaire responses are less than 100. N/A is shown where the base number of responses is less than 10 during the period. % is calculated as Quantity/Base number*100

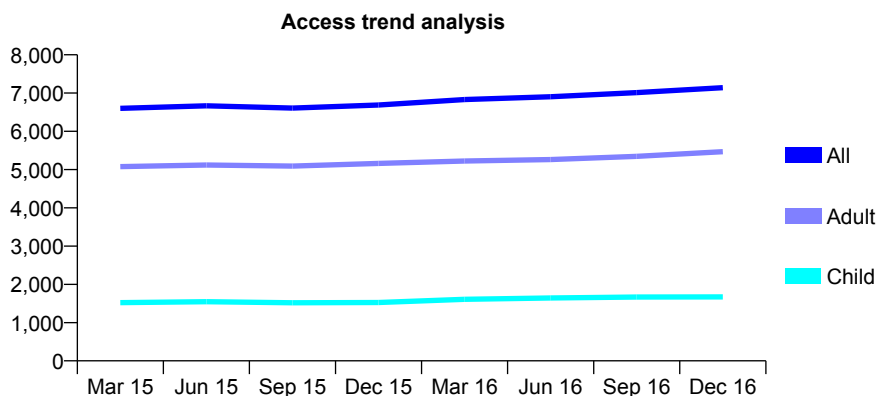
Q70 - Vital Signs At a Glance Contract Report for 651206/0001 - December 2016

Name or company name	MRS HC CADDICK
Contract type name	GDS Contract
Purpose of contract	General
Contract start date	01/04/2006
Contract end date	

16/17 Contracted general activity (UDA)	23,601
Carry forward general activity (UDA)	944
16/17 Contracted orthodontic activity (UOA)	0
Carry forward orthodontic activity (UOA)	0
Baseline contract value	£656,127.85

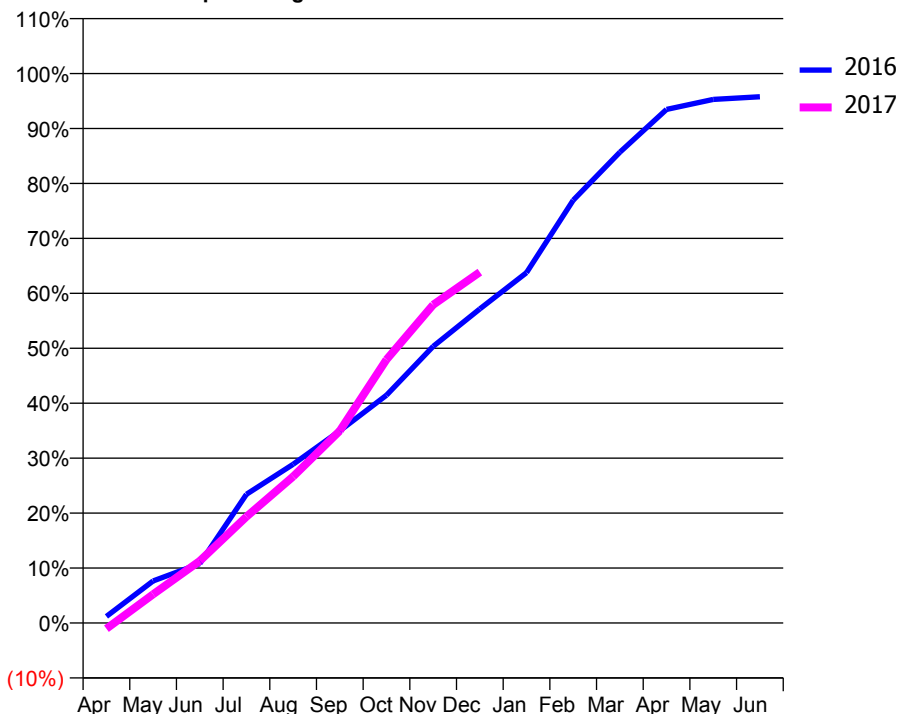
ACCESS*

Patients seen in 24 months	Total	Change since previous quarter
Quarter ending December 2015	6,688	
Quarter ending March 2016	6,830	↑
Quarter ending June 2016	6,903	→
Quarter ending September 2016	7,012	→
Quarter ending December 2016	7,141	→
Variance since December 2015	6.8%	↑



ACTIVITY

Cumulative percentage of contracted UDA delivered 2016 & 2017



Month	Adjusted Scheduled Activity (UDA)	
	2016	2017
April	285	-251
May	1,809	1,234
June	2,553	2,667
July	5,531	4,569
August	6,818	6,294
September	8,256	8,256
October	9,785	11,312
November	11,881	13,666
December	13,490	15,069
January	15,050	
February	18,160	
March	20,219	
April	22,060	
May	22,486	
June	22,601	

QUALITY

	Quantity	Base Number	Contract	AT	Region	England
% of FP17s for the same patient ID Re-attending within 3 months - Children	166	2,003	8.3%	10.3%	11.9%	12.4%
% of FP17s for the same patient ID Re-attending within 3 months - Adults	876	5,967	14.7%	15.1%	16.5%	16.6%
% of FP17s for the same patient ID Re-attending between 3 & 9 months - Children	1,292	2,003	64.5%	60.7%	60.2%	57.5%
% of FP17s for the same patient ID Re-attending between 3 & 9 months - Adults	3,300	5,967	55.3%	52.7%	52.0%	50.4%
% of FP17s for Band 1 Urgent Courses	722	6,745	10.7%	9.5%	9.5%	9.1%
% of FP17s Relating to Free Repair or Replacements	56	6,745	0.8%	0.7%	0.7%	0.8%
% of FP17s Relating to Continuations	60	6,745	0.9%	1.3%	1.2%	1.3%
% of Patients satisfied with the dentistry they have received	13	13	100.0%	92.6%	92.9%	92.7%
% of Patients satisfied with the time they had to wait for an appointment	13	13	100.0%	88.0%	88.8%	88.8%

* This is based on patients treated on this contract for their most recent course of treatment. Figures in italics indicate the base number of FP17s or Patient Questionnaire responses are less than 100. N/A is shown where the base number of responses is less than 10 during the period. % is calculated as Quantity/Base number*100

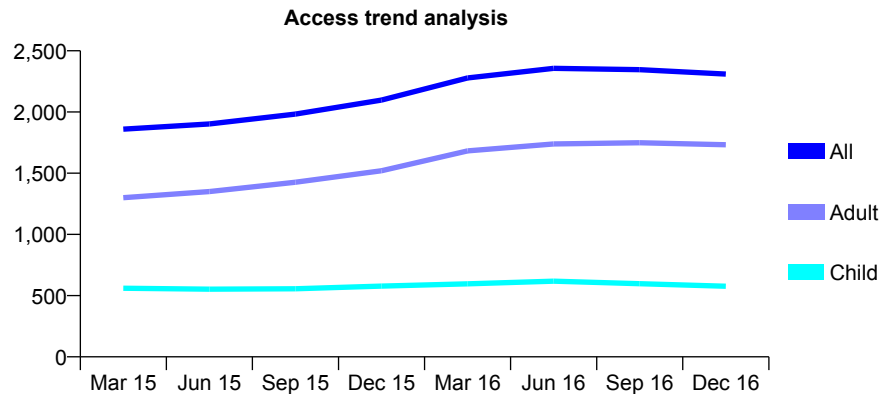
Q70 - Vital Signs At a Glance Contract Report for 657662/0001 - December 2016

Name or company name	MR AJ SHEEHAN
Contract type name	GDS Contract
Purpose of contract	General
Contract start date	01/04/2006
Contract end date	

16/17 Contracted general activity (UDA)	3,610
Carry forward general activity (UDA)	0
16/17 Contracted orthodontic activity (UOA)	0
Carry forward orthodontic activity (UOA)	0
Baseline contract value	£84,327.32

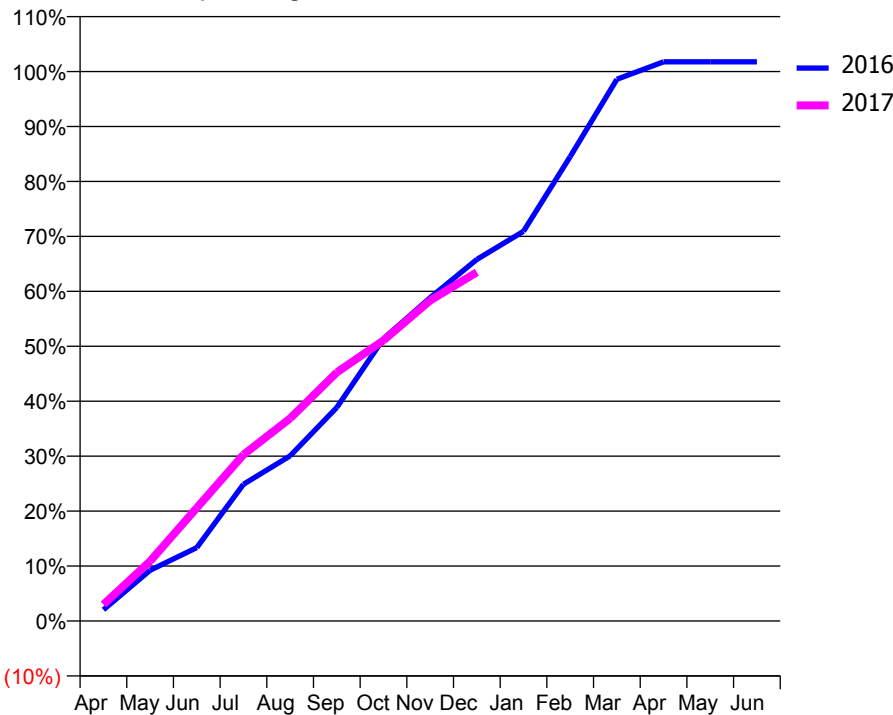
ACCESS*

Patients seen in 24 months	Total	Change since previous quarter
Quarter ending December 2015	2,098	
Quarter ending March 2016	2,278	↑
Quarter ending June 2016	2,357	↑
Quarter ending September 2016	2,346	→
Quarter ending December 2016	2,310	↓
Variance since December 2015	10.1%	↑



ACTIVITY

Cumulative percentage of contracted UDA delivered 2016 & 2017



Month	Adjusted Scheduled Activity (UDA)	
	2016	2017
April	74	109
May	333	393
June	482	744
July	898	1,093
August	1,085	1,331
September	1,403	1,633
October	1,855	1,844
November	2,124	2,106
December	2,375	2,291
January	2,561	
February	3,050	
March	3,559	
April	3,673	
May	3,673	
June	3,673	

QUALITY

	Quantity	Base Number	Contract	AT	Region	England
% of FP17s for the same patient ID Re-attending within 3 months - Children	21	549	3.8%	10.3%	11.9%	12.4%
% of FP17s for the same patient ID Re-attending within 3 months - Adults	135	1,424	9.5%	15.1%	16.5%	16.6%
% of FP17s for the same patient ID Re-attending between 3 & 9 months - Children	346	549	63.0%	60.7%	60.2%	57.5%
% of FP17s for the same patient ID Re-attending between 3 & 9 months - Adults	880	1,424	61.8%	52.7%	52.0%	50.4%
% of FP17s for Band 1 Urgent Courses	62	1,358	4.6%	9.5%	9.5%	9.1%
% of FP17s Relating to Free Repair or Replacements	0	1,358	0.0%	0.7%	0.7%	0.8%
% of FP17s Relating to Continuations	10	1,358	0.7%	1.3%	1.2%	1.3%
% of Patients satisfied with the dentistry they have received	1	1	N/A	92.6%	92.9%	92.7%
% of Patients satisfied with the time they had to wait for an appointment	0	1	N/A	88.0%	88.8%	88.8%

* This is based on patients treated on this contract for their most recent course of treatment. Figures in italics indicate the base number of FP17s or Patient Questionnaire responses are less than 100. N/A is shown where the base number of responses is less than 10 during the period. % is calculated as Quantity/Base number*100

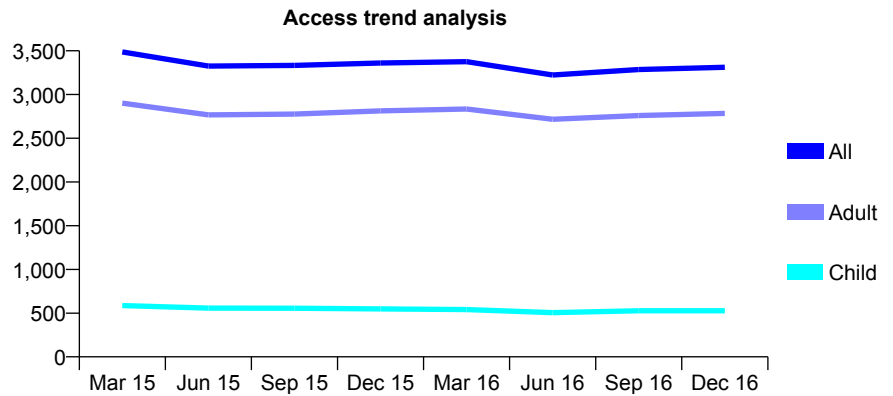
Q70 - Vital Signs At a Glance Contract Report for 659657/0001 - December 2016

Name or company name	MR TM FRADGLEY
Contract type name	GDS Contract
Purpose of contract	General
Contract start date	01/04/2006
Contract end date	

16/17 Contracted general activity (UDA)	11,037
Carry forward general activity (UDA)	47
16/17 Contracted orthodontic activity (UOA)	0
Carry forward orthodontic activity (UOA)	0
Baseline contract value	£251,357.93

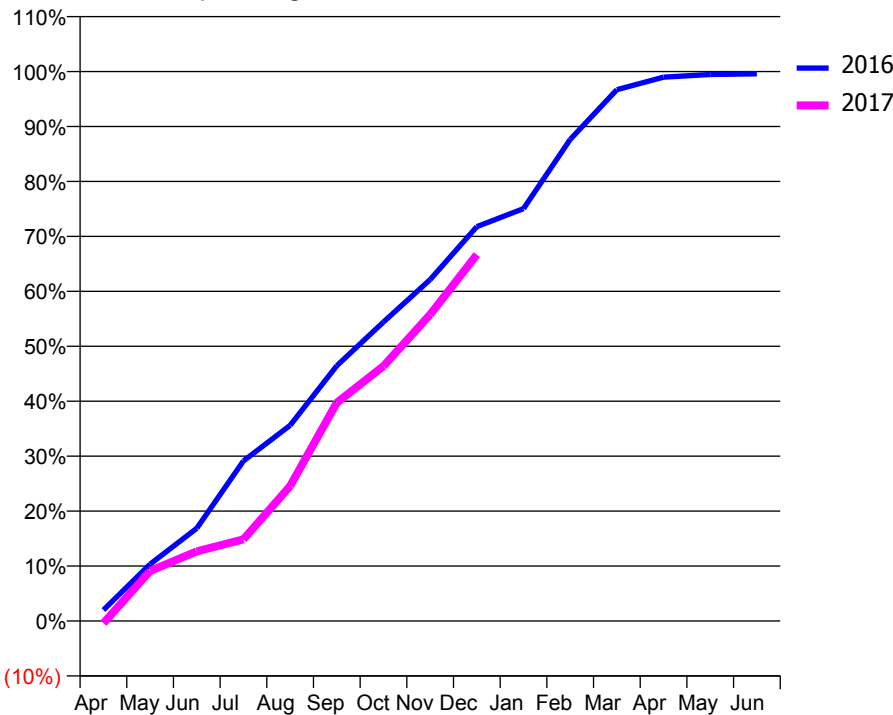
ACCESS*

Patients seen in 24 months	Total	Change since previous quarter
Quarter ending December 2015	3,361	
Quarter ending March 2016	3,376	→
Quarter ending June 2016	3,223	↓
Quarter ending September 2016	3,286	→
Quarter ending December 2016	3,311	→
Variance since December 2015	(1.5%)	↓



ACTIVITY

Cumulative percentage of contracted UDA delivered 2016 & 2017



Month	Adjusted Scheduled Activity (UDA)	
	2016	2017
April	220	-47
May	1,142	1,006
June	1,864	1,398
July	3,216	1,639
August	3,930	2,711
September	5,129	4,386
October	6,006	5,120
November	6,858	6,155
December	7,920	7,359
January	8,283	
February	9,674	
March	10,672	
April	10,924	
May	10,978	
June	10,990	

QUALITY

	Quantity	Base Number	Contract	AT	Region	England
% of FP17s for the same patient ID Re-attending within 3 months - Children	11	425	2.6%	10.3%	11.9%	12.4%
% of FP17s for the same patient ID Re-attending within 3 months - Adults	113	2,259	5.0%	15.1%	16.5%	16.6%
% of FP17s for the same patient ID Re-attending between 3 & 9 months - Children	71	425	16.7%	60.7%	60.2%	57.5%
% of FP17s for the same patient ID Re-attending between 3 & 9 months - Adults	583	2,259	25.8%	52.7%	52.0%	50.4%
% of FP17s for Band 1 Urgent Courses	109	2,587	4.2%	9.5%	9.5%	9.1%
% of FP17s Relating to Free Repair or Replacements	12	2,587	0.5%	0.7%	0.7%	0.8%
% of FP17s Relating to Continuations	0	2,587	0.0%	1.3%	1.2%	1.3%
% of Patients satisfied with the dentistry they have received	9	9	N/A	92.6%	92.9%	92.7%
% of Patients satisfied with the time they had to wait for an appointment	9	9	N/A	88.0%	88.8%	88.8%

* This is based on patients treated on this contract for their most recent course of treatment. Figures in italics indicate the base number of FP17s or Patient Questionnaire responses are less than 100. N/A is shown where the base number of responses is less than 10 during the period. % is calculated as Quantity/Base number*100

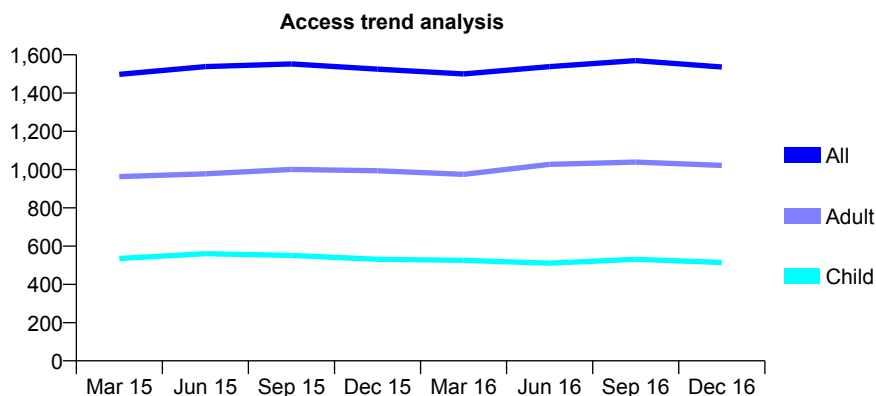
Q70 - Vital Signs At a Glance Contract Report for 674788/0001 - December 2016

Name or company name	MR AA KAMKAR-JAGHOURI
Contract type name	GDS Contract
Purpose of contract	General
Contract start date	01/04/2006
Contract end date	

16/17 Contracted general activity (UDA)	3,828
Carry forward general activity (UDA)	82
16/17 Contracted orthodontic activity (UOA)	0
Carry forward orthodontic activity (UOA)	0
Baseline contract value	£99,877.45

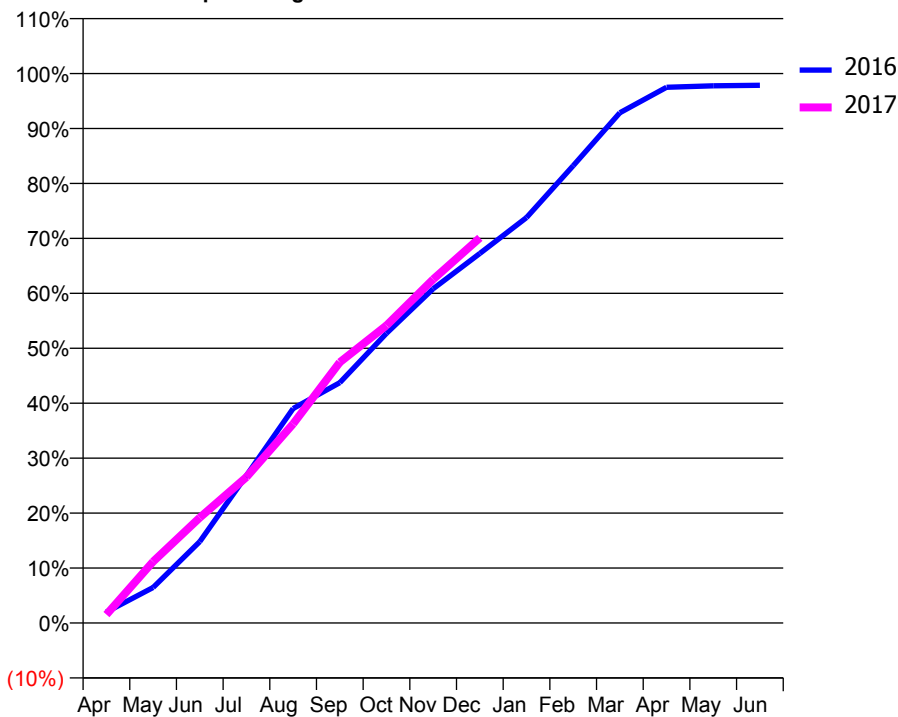
ACCESS*

Patients seen in 24 months	Total	Change since previous quarter
Quarter ending December 2015	1,525	
Quarter ending March 2016	1,500	↓
Quarter ending June 2016	1,538	↑
Quarter ending September 2016	1,570	↑
Quarter ending December 2016	1,536	↓
Variance since December 2015	0.7%	→



ACTIVITY

Cumulative percentage of contracted UDA delivered 2016 & 2017



Month	Adjusted Scheduled Activity (UDA)	
	2016	2017
April	76	59
May	247	428
June	567	735
July	1,028	1,017
August	1,494	1,388
September	1,674	1,817
October	2,018	2,073
November	2,328	2,394
December	2,574	2,684
January	2,824	
February	3,186	
March	3,555	
April	3,732	
May	3,743	
June	3,746	

QUALITY

	Quantity	Base Number	Contract	AT	Region	England
% of FP17s for the same patient ID Re-attending within 3 months - Children	19	606	3.1%	10.3%	11.9%	12.4%
% of FP17s for the same patient ID Re-attending within 3 months - Adults	67	1,086	6.2%	15.1%	16.5%	16.6%
% of FP17s for the same patient ID Re-attending between 3 & 9 months - Children	230	606	38.0%	60.7%	60.2%	57.5%
% of FP17s for the same patient ID Re-attending between 3 & 9 months - Adults	271	1,086	25.0%	52.7%	52.0%	50.4%
% of FP17s for Band 1 Urgent Courses	93	1,589	5.9%	9.5%	9.5%	9.1%
% of FP17s Relating to Free Repair or Replacements	6	1,589	0.4%	0.7%	0.7%	0.8%
% of FP17s Relating to Continuations	10	1,589	0.6%	1.3%	1.2%	1.3%
% of Patients satisfied with the dentistry they have received	3	3	N/A	92.6%	92.9%	92.7%
% of Patients satisfied with the time they had to wait for an appointment	3	3	N/A	88.0%	88.8%	88.8%

* This is based on patients treated on this contract for their most recent course of treatment. Figures in italics indicate the base number of FP17s or Patient Questionnaire responses are less than 100. N/A is shown where the base number of responses is less than 10 during the period. % is calculated as Quantity/Base number*100

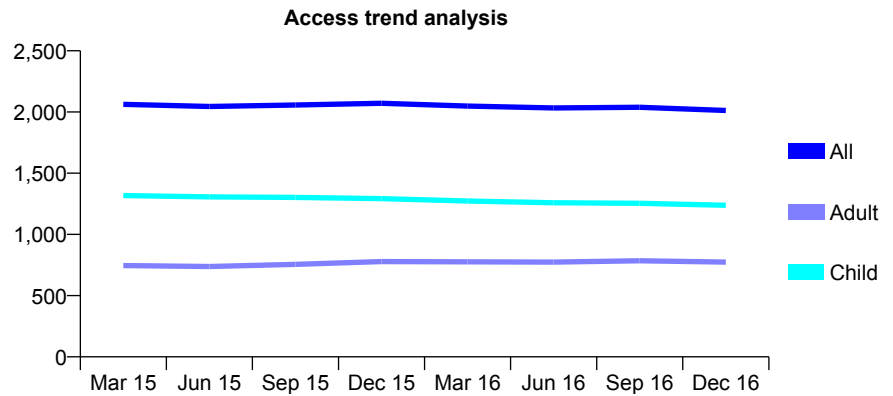
Q70 - Vital Signs At a Glance Contract Report for 675911/0001 - December 2016

Name or company name	MR NP SHERWIN
Contract type name	GDS Contract
Purpose of contract	General
Contract start date	01/04/2006
Contract end date	

16/17 Contracted general activity (UDA)	5,400
Carry forward general activity (UDA)	0
16/17 Contracted orthodontic activity (UOA)	0
Carry forward orthodontic activity (UOA)	0
Baseline contract value	£136,330.68

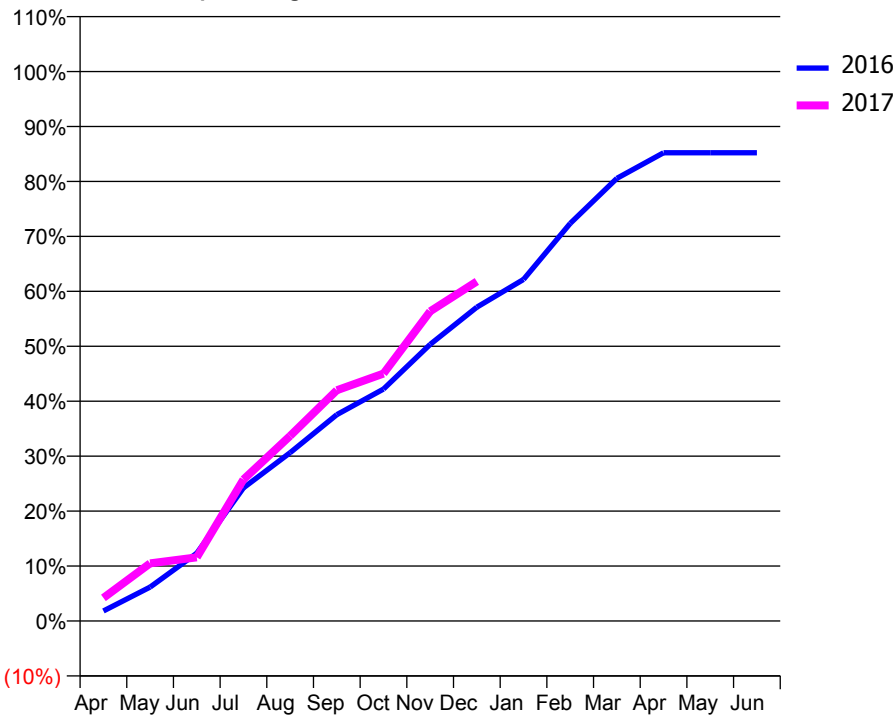
ACCESS*

Patients seen in 24 months	Total	Change since previous quarter
Quarter ending December 2015	2,071	
Quarter ending March 2016	2,049	↓
Quarter ending June 2016	2,033	→
Quarter ending September 2016	2,039	→
Quarter ending December 2016	2,012	↓
Variance since December 2015	(2.8%)	↓



ACTIVITY

Cumulative percentage of contracted UDA delivered 2016 & 2017



Month	Adjusted Scheduled Activity (UDA)	
	2016	2017
April	99	228
May	334	566
June	666	626
July	1,309	1,391
August	1,655	1,820
September	2,028	2,267
October	2,280	2,432
November	2,719	3,043
December	3,084	3,337
January	3,356	
February	3,907	
March	4,350	
April	4,601	
May	4,601	
June	4,601	

QUALITY

	Quantity	Base Number	Contract	AT	Region	England
% of FP17s for the same patient ID Re-attending within 3 months - Children	123	1,603	7.7%	10.3%	11.9%	12.4%
% of FP17s for the same patient ID Re-attending within 3 months - Adults	85	754	11.3%	15.1%	16.5%	16.6%
% of FP17s for the same patient ID Re-attending between 3 & 9 months - Children	1,141	1,603	71.2%	60.7%	60.2%	57.5%
% of FP17s for the same patient ID Re-attending between 3 & 9 months - Adults	523	754	69.4%	52.7%	52.0%	50.4%
% of FP17s for Band 1 Urgent Courses	105	2,175	4.8%	9.5%	9.5%	9.1%
% of FP17s Relating to Free Repair or Replacements	6	2,175	0.3%	0.7%	0.7%	0.8%
% of FP17s Relating to Continuations	0	2,175	0.0%	1.3%	1.2%	1.3%
% of Patients satisfied with the dentistry they have received	0	0	N/A	92.6%	92.9%	92.7%
% of Patients satisfied with the time they had to wait for an appointment	0	0	N/A	88.0%	88.8%	88.8%

* This is based on patients treated on this contract for their most recent course of treatment. Figures in italics indicate the base number of FP17s or Patient Questionnaire responses are less than 100. N/A is shown where the base number of responses is less than 10 during the period. % is calculated as Quantity/Base number*100

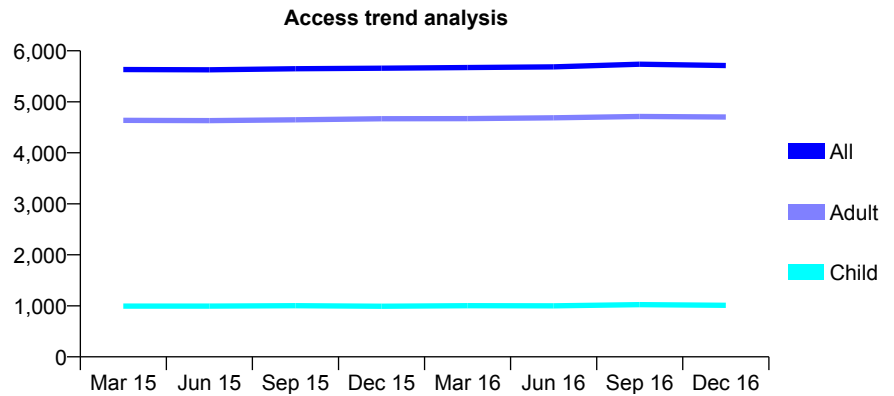
Q70 - Vital Signs At a Glance Contract Report for 677140/0001 - December 2016

Name or company name	MR RG CARNALL
Contract type name	GDS Contract
Purpose of contract	General
Contract start date	01/04/2006
Contract end date	

16/17 Contracted general activity (UDA)	17,500
Carry forward general activity (UDA)	640
16/17 Contracted orthodontic activity (UOA)	0
Carry forward orthodontic activity (UOA)	0
Baseline contract value	£377,373.62

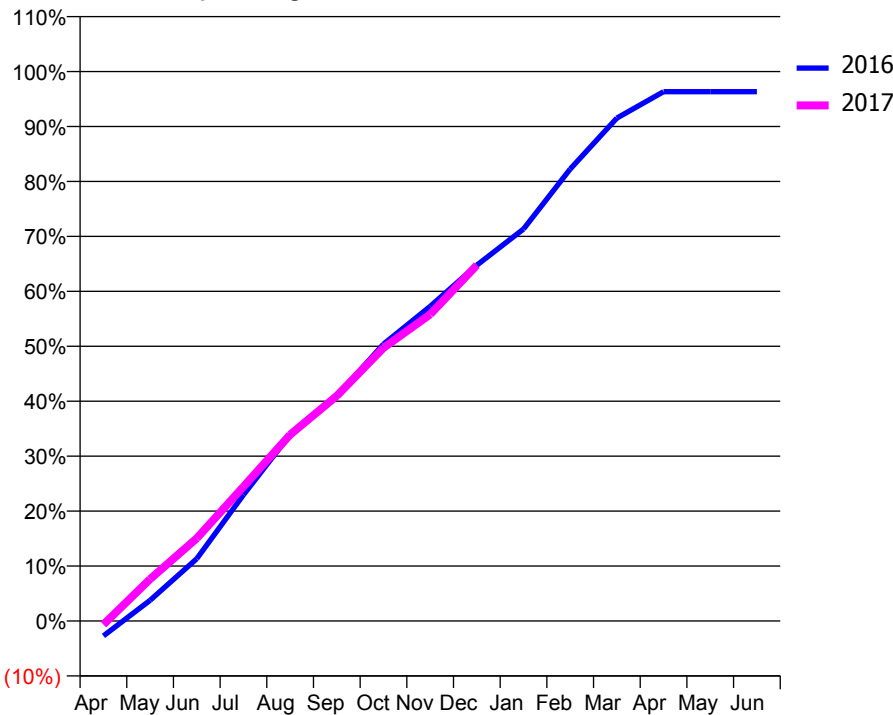
ACCESS*

Patients seen in 24 months	Total	Change since previous quarter
Quarter ending December 2015	5,659	
Quarter ending March 2016	5,673	→
Quarter ending June 2016	5,685	→
Quarter ending September 2016	5,736	→
Quarter ending December 2016	5,711	→
Variance since December 2015	0.9%	→



ACTIVITY

Cumulative percentage of contracted UDA delivered 2016 & 2017



Month	Adjusted Scheduled Activity (UDA)	
	2016	2017
April	-479	-118
May	660	1,336
June	1,987	2,636
July	4,021	4,278
August	5,933	5,936
September	7,168	7,170
October	8,816	8,700
November	10,021	9,766
December	11,331	11,332
January	12,481	
February	14,396	
March	16,015	
April	16,859	
May	16,859	
June	16,859	

QUALITY

	Quantity	Base Number	Contract	AT	Region	England
% of FP17s for the same patient ID Re-attending within 3 months - Children	54	1,121	4.8%	10.3%	11.9%	12.4%
% of FP17s for the same patient ID Re-attending within 3 months - Adults	847	5,728	14.8%	15.1%	16.5%	16.6%
% of FP17s for the same patient ID Re-attending between 3 & 9 months - Children	715	1,121	63.8%	60.7%	60.2%	57.5%
% of FP17s for the same patient ID Re-attending between 3 & 9 months - Adults	3,621	5,728	63.2%	52.7%	52.0%	50.4%
% of FP17s for Band 1 Urgent Courses	397	6,449	6.2%	9.5%	9.5%	9.1%
% of FP17s Relating to Free Repair or Replacements	62	6,449	1.0%	0.7%	0.7%	0.8%
% of FP17s Relating to Continuations	193	6,449	3.0%	1.3%	1.2%	1.3%
% of Patients satisfied with the dentistry they have received	13	14	92.9%	92.6%	92.9%	92.7%
% of Patients satisfied with the time they had to wait for an appointment	13	14	92.9%	88.0%	88.8%	88.8%

* This is based on patients treated on this contract for their most recent course of treatment. Figures in italics indicate the base number of FP17s or Patient Questionnaire responses are less than 100. N/A is shown where the base number of responses is less than 10 during the period. % is calculated as Quantity/Base number*100

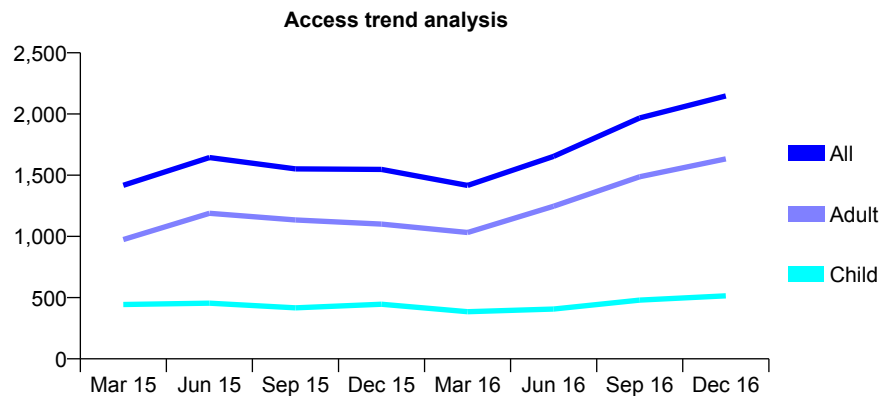
Q70 - Vital Signs At a Glance Contract Report for 688053/0001 - December 2016

Name or company name	Burgess Road Dental Practice
Contract type name	GDS Contract
Purpose of contract	General
Contract start date	01/04/2006
Contract end date	

16/17 Contracted general activity (UDA)	6,168
Carry forward general activity (UDA)	265
16/17 Contracted orthodontic activity (UOA)	0
Carry forward orthodontic activity (UOA)	0
Baseline contract value	£187,657.02

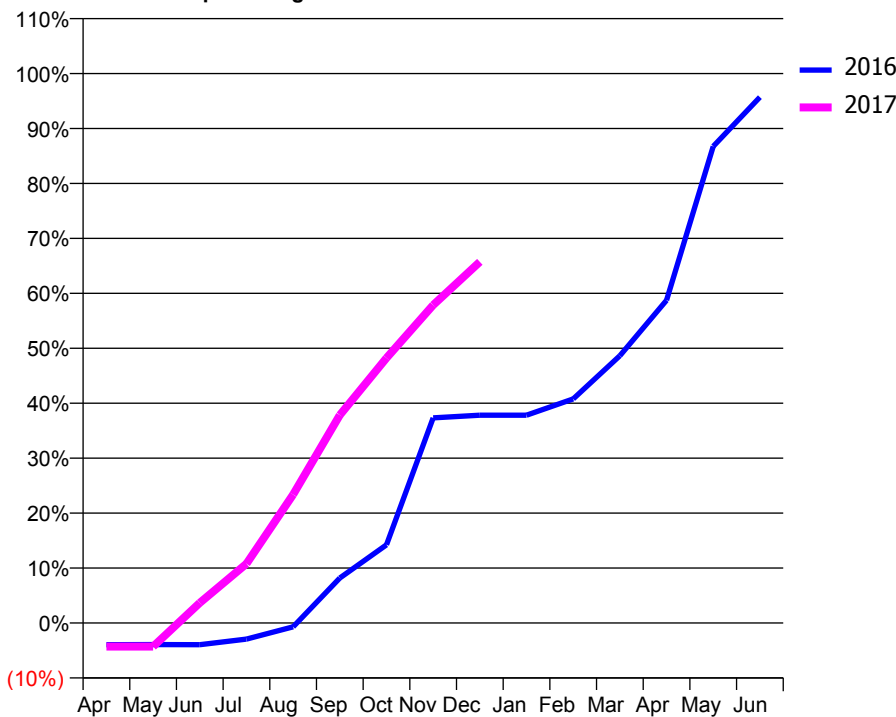
ACCESS*

Patients seen in 24 months	Total	Change since previous quarter
Quarter ending December 2015	1,547	
Quarter ending March 2016	1,417	↓
Quarter ending June 2016	1,654	↑
Quarter ending September 2016	1,968	↑
Quarter ending December 2016	2,148	↑
Variance since December 2015	38.8%	↑



ACTIVITY

Cumulative percentage of contracted UDA delivered 2016 & 2017



Month	Adjusted Scheduled Activity (UDA)	
	2016	2017
April	-244	-265
May	-243	-265
June	-244	227
July	-182	665
August	-44	1,442
September	505	2,335
October	879	2,975
November	2,302	3,569
December	2,333	4,054
January	2,333	
February	2,516	
March	3,000	
April	3,623	
May	5,350	
June	5,903	

QUALITY

	Quantity	Base Number	Contract	AT	Region	England
% of FP17s for the same patient ID Re-attending within 3 months - Children	43	536	8.0%	10.3%	11.9%	12.4%
% of FP17s for the same patient ID Re-attending within 3 months - Adults	336	1,913	17.6%	15.1%	16.5%	16.6%
% of FP17s for the same patient ID Re-attending between 3 & 9 months - Children	131	536	24.4%	60.7%	60.2%	57.5%
% of FP17s for the same patient ID Re-attending between 3 & 9 months - Adults	451	1,913	23.6%	52.7%	52.0%	50.4%
% of FP17s for Band 1 Urgent Courses	239	1,675	14.3%	9.5%	9.5%	9.1%
% of FP17s Relating to Free Repair or Replacements	5	1,675	0.3%	0.7%	0.7%	0.8%
% of FP17s Relating to Continuations	7	1,675	0.4%	1.3%	1.2%	1.3%
% of Patients satisfied with the dentistry they have received	8	9	N/A	92.6%	92.9%	92.7%
% of Patients satisfied with the time they had to wait for an appointment	7	9	N/A	88.0%	88.8%	88.8%

* This is based on patients treated on this contract for their most recent course of treatment. Figures in italics indicate the base number of FP17s or Patient Questionnaire responses are less than 100. N/A is shown where the base number of responses is less than 10 during the period. % is calculated as Quantity/Base number*100

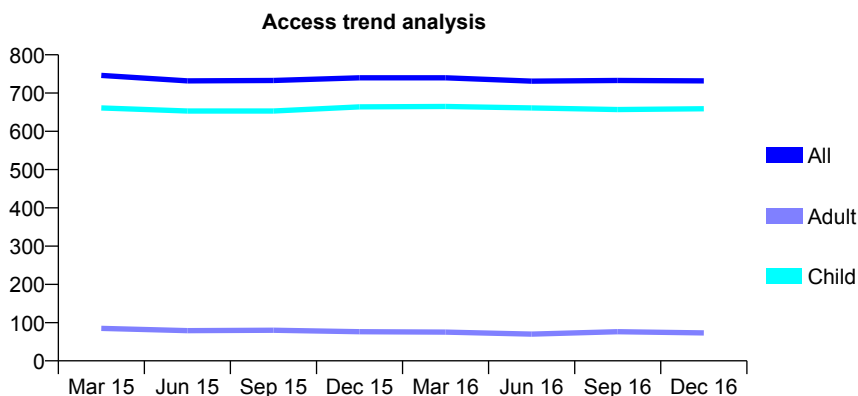
Q70 - Vital Signs At a Glance Contract Report for 732001/0001 - December 2016

Name or company name	MR JL MURPHY
Contract type name	GDS Contract
Purpose of contract	General
Contract start date	01/04/2006
Contract end date	

16/17 Contracted general activity (UDA)	1,400
Carry forward general activity (UDA)	0
16/17 Contracted orthodontic activity (UOA)	0
Carry forward orthodontic activity (UOA)	0
Baseline contract value	£36,411.05

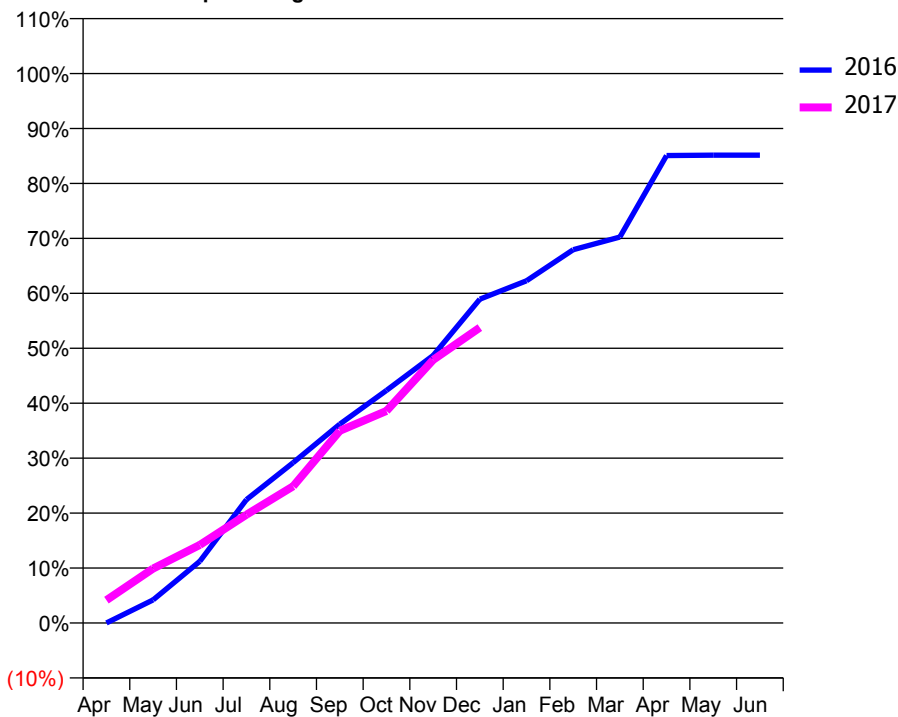
ACCESS*

Patients seen in 24 months	Total	Change since previous quarter
Quarter ending December 2015	740	
Quarter ending March 2016	740	→
Quarter ending June 2016	731	↓
Quarter ending September 2016	733	→
Quarter ending December 2016	732	→
Variance since December 2015	(1.1%)	↓



ACTIVITY

Cumulative percentage of contracted UDA delivered 2016 & 2017



Month	Adjusted Scheduled Activity (UDA)	
	2016	2017
April	0	58
May	59	139
June	157	199
July	314	276
August	409	348
September	507	490
October	593	540
November	682	670
December	825	753
January	872	
February	951	
March	983	
April	1,191	
May	1,192	
June	1,192	

QUALITY

	Quantity	Base Number	Contract	AT	Region	England
% of FP17s for the same patient ID Re-attending within 3 months - Children	31	818	3.8%	10.3%	11.9%	12.4%
% of FP17s for the same patient ID Re-attending within 3 months - Adults	0	5	0.0%	15.1%	16.5%	16.6%
% of FP17s for the same patient ID Re-attending between 3 & 9 months - Children	514	818	62.8%	60.7%	60.2%	57.5%
% of FP17s for the same patient ID Re-attending between 3 & 9 months - Adults	2	5	40.0%	52.7%	52.0%	50.4%
% of FP17s for Band 1 Urgent Courses	14	638	2.2%	9.5%	9.5%	9.1%
% of FP17s Relating to Free Repair or Replacements	0	638	0.0%	0.7%	0.7%	0.8%
% of FP17s Relating to Continuations	0	638	0.0%	1.3%	1.2%	1.3%
% of Patients satisfied with the dentistry they have received	2	2	N/A	92.6%	92.9%	92.7%
% of Patients satisfied with the time they had to wait for an appointment	2	2	N/A	88.0%	88.8%	88.8%

* This is based on patients treated on this contract for their most recent course of treatment. Figures in italics indicate the base number of FP17s or Patient Questionnaire responses are less than 100. N/A is shown where the base number of responses is less than 10 during the period. % is calculated as Quantity/Base number*100

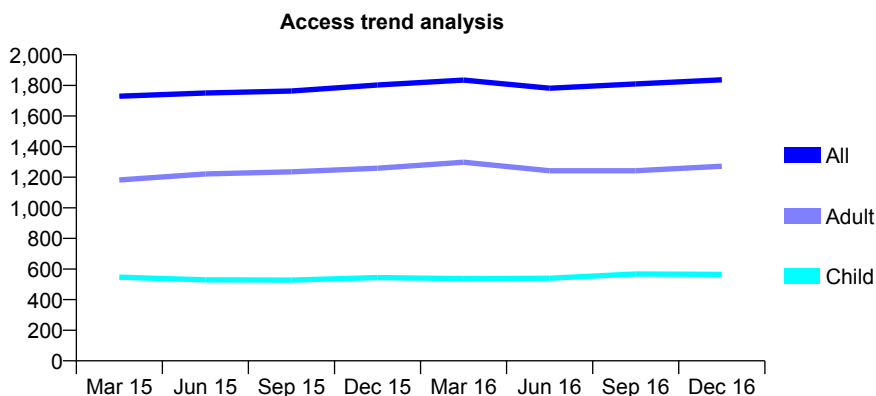
Q70 - Vital Signs At a Glance Contract Report for 735914/0001 - December 2016

Name or company name	MR MR HOLLEY
Contract type name	GDS Contract
Purpose of contract	General
Contract start date	01/04/2006
Contract end date	

16/17 Contracted general activity (UDA)	4,745
Carry forward general activity (UDA)	59
16/17 Contracted orthodontic activity (UOA)	0
Carry forward orthodontic activity (UOA)	0
Baseline contract value	£118,635.19

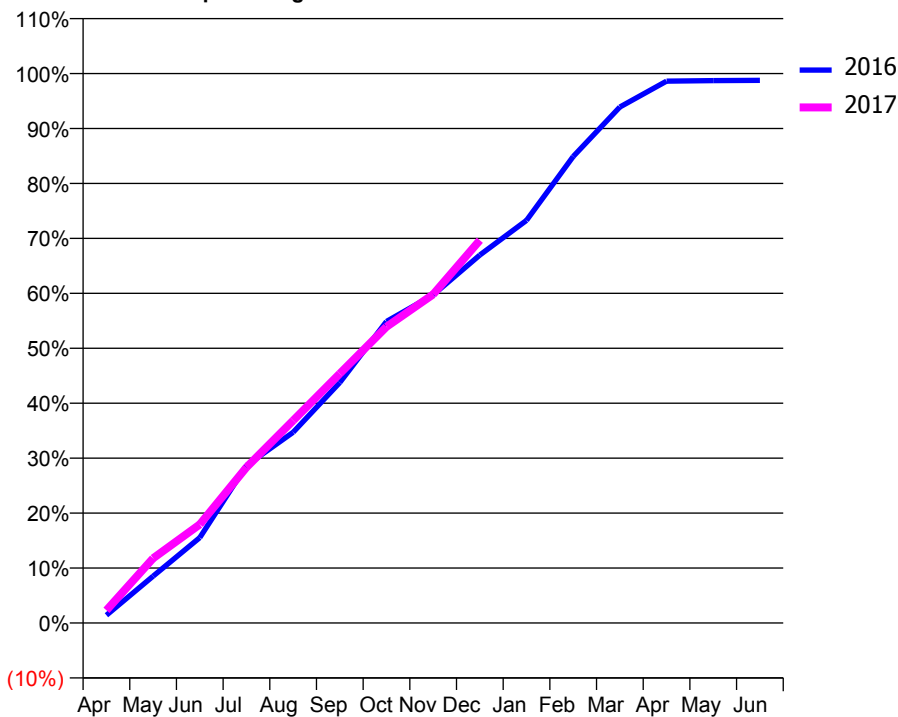
ACCESS*

Patients seen in 24 months	Total	Change since previous quarter
Quarter ending December 2015	1,803	
Quarter ending March 2016	1,835	→
Quarter ending June 2016	1,782	↓
Quarter ending September 2016	1,810	→
Quarter ending December 2016	1,837	→
Variance since December 2015	1.9%	→



ACTIVITY

Cumulative percentage of contracted UDA delivered 2016 & 2017



Month	Adjusted Scheduled Activity (UDA)	
	2016	2017
April	68	110
May	405	560
June	737	852
July	1,361	1,345
August	1,647	1,749
September	2,077	2,154
October	2,604	2,558
November	2,833	2,838
December	3,177	3,305
January	3,477	
February	4,028	
March	4,455	
April	4,679	
May	4,684	
June	4,686	

QUALITY

	Quantity	Base Number	Contract	AT	Region	England
% of FP17s for the same patient ID Re-attending within 3 months - Children	19	662	2.9%	10.3%	11.9%	12.4%
% of FP17s for the same patient ID Re-attending within 3 months - Adults	85	1,363	6.2%	15.1%	16.5%	16.6%
% of FP17s for the same patient ID Re-attending between 3 & 9 months - Children	208	662	31.4%	60.7%	60.2%	57.5%
% of FP17s for the same patient ID Re-attending between 3 & 9 months - Adults	423	1,363	31.0%	52.7%	52.0%	50.4%
% of FP17s for Band 1 Urgent Courses	100	1,875	5.3%	9.5%	9.5%	9.1%
% of FP17s Relating to Free Repair or Replacements	9	1,875	0.5%	0.7%	0.7%	0.8%
% of FP17s Relating to Continuations	6	1,875	0.3%	1.3%	1.2%	1.3%
% of Patients satisfied with the dentistry they have received	1	1	N/A	92.6%	92.9%	92.7%
% of Patients satisfied with the time they had to wait for an appointment	1	1	N/A	88.0%	88.8%	88.8%

* This is based on patients treated on this contract for their most recent course of treatment. Figures in italics indicate the base number of FP17s or Patient Questionnaire responses are less than 100. N/A is shown where the base number of responses is less than 10 during the period. % is calculated as Quantity/Base number*100

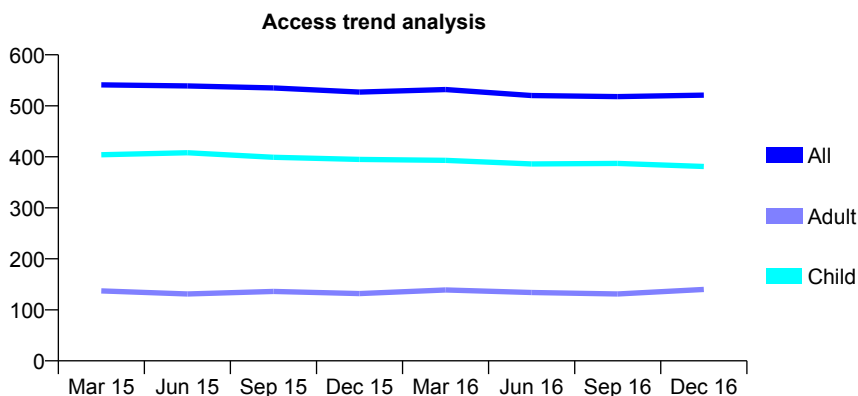
Q70 - Vital Signs At a Glance Contract Report for 737615/0001 - December 2016

Name or company name	Forest Lodge Dental Practice
Contract type name	GDS Contract
Purpose of contract	General
Contract start date	01/04/2006
Contract end date	

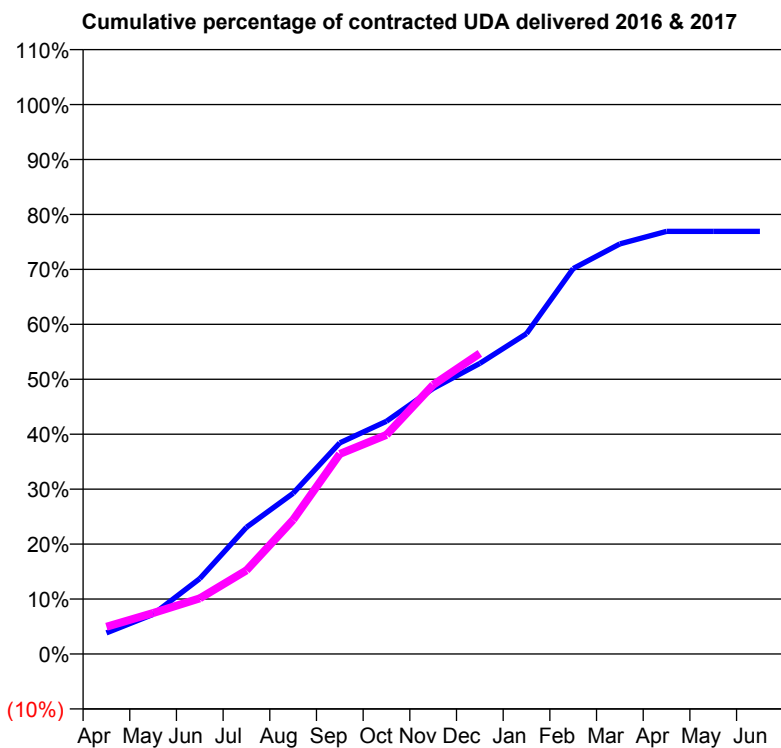
16/17 Contracted general activity (UDA)	1,275
Carry forward general activity (UDA)	0
16/17 Contracted orthodontic activity (UOA)	0
Carry forward orthodontic activity (UOA)	0
Baseline contract value	£32,236.11

ACCESS*

Patients seen in 24 months	Total	Change since previous quarter
Quarter ending December 2015	527	
Quarter ending March 2016	532	→
Quarter ending June 2016	520	↓
Quarter ending September 2016	518	→
Quarter ending December 2016	521	→
Variance since December 2015	(1.1%)	↓



ACTIVITY



Month	Adjusted Scheduled Activity (UDA)	
	2016	2017
April	49	63
May	92	95
June	175	129
July	294	194
August	373	311
September	490	464
October	540	508
November	616	624
December	674	697
January	743	
February	894	
March	952	
April	981	
May	981	
June	981	

QUALITY

	Quantity	Base Number	Contract	AT	Region	England
% of FP17s for the same patient ID Re-attending within 3 months - Children	11	443	2.5%	10.3%	11.9%	12.4%
% of FP17s for the same patient ID Re-attending within 3 months - Adults	7	89	7.9%	15.1%	16.5%	16.6%
% of FP17s for the same patient ID Re-attending between 3 & 9 months - Children	315	443	71.1%	60.7%	60.2%	57.5%
% of FP17s for the same patient ID Re-attending between 3 & 9 months - Adults	57	89	64.0%	52.7%	52.0%	50.4%
% of FP17s for Band 1 Urgent Courses	2	511	0.4%	9.5%	9.5%	9.1%
% of FP17s Relating to Free Repair or Replacements	0	511	0.0%	0.7%	0.7%	0.8%
% of FP17s Relating to Continuations	4	511	0.8%	1.3%	1.2%	1.3%
% of Patients satisfied with the dentistry they have received	0	0	N/A	92.6%	92.9%	92.7%
% of Patients satisfied with the time they had to wait for an appointment	0	0	N/A	88.0%	88.8%	88.8%

* This is based on patients treated on this contract for their most recent course of treatment. Figures in italics indicate the base number of FP17s or Patient Questionnaire responses are less than 100. N/A is shown where the base number of responses is less than 10 during the period. % is calculated as Quantity/Base number*100

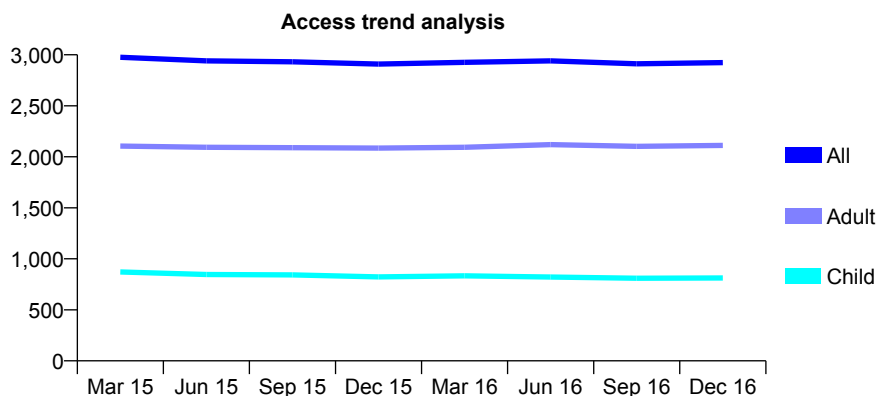
Q70 - Vital Signs At a Glance Contract Report for 739391/0001 - December 2016

Name or company name	MR T SEAGAN
Contract type name	GDS Contract
Purpose of contract	General
Contract start date	01/04/2006
Contract end date	

16/17 Contracted general activity (UDA)	5,309
Carry forward general activity (UDA)	98
16/17 Contracted orthodontic activity (UOA)	0
Carry forward orthodontic activity (UOA)	0
Baseline contract value	£140,794.73

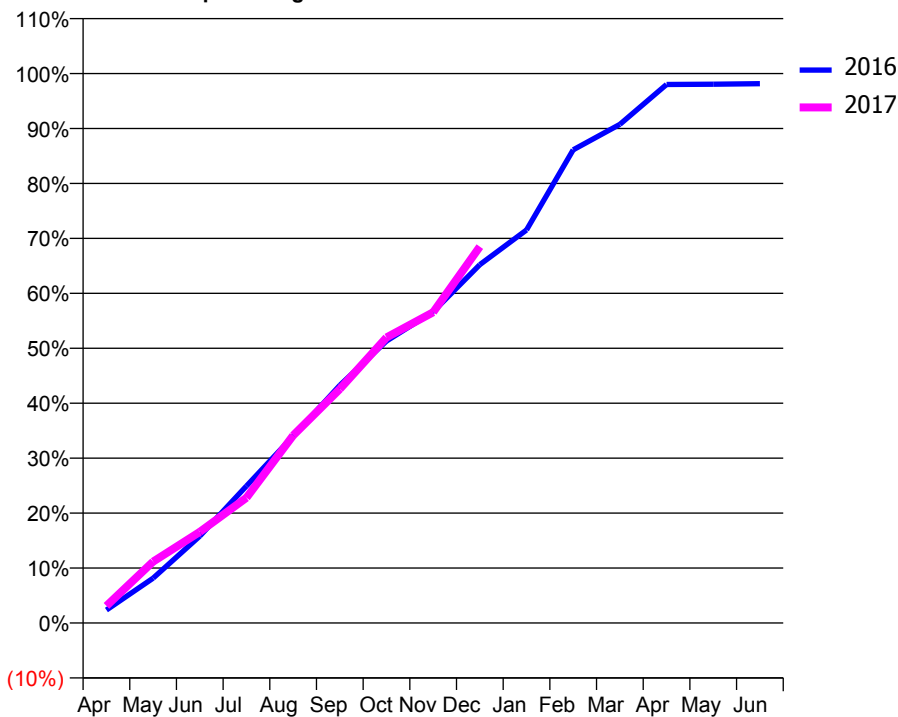
ACCESS*

Patients seen in 24 months	Total	Change since previous quarter
Quarter ending December 2015	2,909	
Quarter ending March 2016	2,926	→
Quarter ending June 2016	2,941	→
Quarter ending September 2016	2,912	→
Quarter ending December 2016	2,924	→
Variance since December 2015	0.5%	→



ACTIVITY

Cumulative percentage of contracted UDA delivered 2016 & 2017



Month	Adjusted Scheduled Activity (UDA)	
	2016	2017
April	125	165
May	434	593
June	840	881
July	1,323	1,210
August	1,805	1,812
September	2,296	2,261
October	2,724	2,759
November	3,008	3,002
December	3,463	3,636
January	3,797	
February	4,572	
March	4,818	
April	5,203	
May	5,206	
June	5,211	

QUALITY

	Quantity	Base Number	Contract	AT	Region	England
% of FP17s for the same patient ID Re-attending within 3 months - Children	43	873	4.9%	10.3%	11.9%	12.4%
% of FP17s for the same patient ID Re-attending within 3 months - Adults	238	2,094	11.4%	15.1%	16.5%	16.6%
% of FP17s for the same patient ID Re-attending between 3 & 9 months - Children	496	873	56.8%	60.7%	60.2%	57.5%
% of FP17s for the same patient ID Re-attending between 3 & 9 months - Adults	1,037	2,094	49.5%	52.7%	52.0%	50.4%
% of FP17s for Band 1 Urgent Courses	187	2,197	8.5%	9.5%	9.5%	9.1%
% of FP17s Relating to Free Repair or Replacements	4	2,197	0.2%	0.7%	0.7%	0.8%
% of FP17s Relating to Continuations	11	2,197	0.5%	1.3%	1.2%	1.3%
% of Patients satisfied with the dentistry they have received	2	2	N/A	92.6%	92.9%	92.7%
% of Patients satisfied with the time they had to wait for an appointment	2	2	N/A	88.0%	88.8%	88.8%

* This is based on patients treated on this contract for their most recent course of treatment. Figures in italics indicate the base number of FP17s or Patient Questionnaire responses are less than 100. N/A is shown where the base number of responses is less than 10 during the period. % is calculated as Quantity/Base number*100

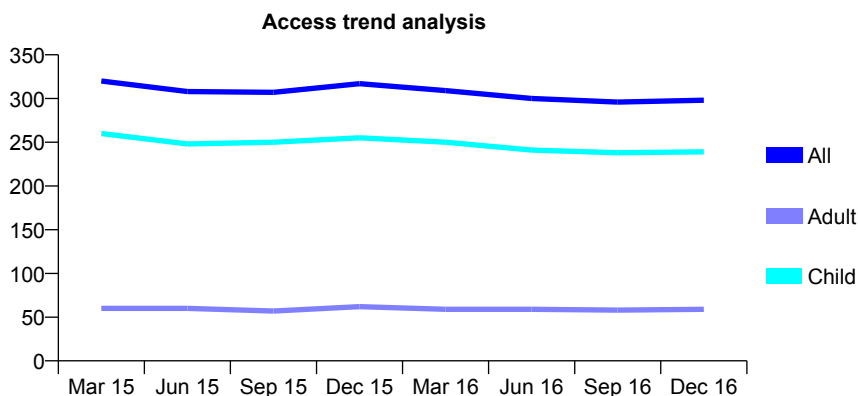
Q70 - Vital Signs At a Glance Contract Report for 739901/0001 - December 2016

Name or company name	MR PD THORNHILL
Contract type name	GDS Contract
Purpose of contract	General
Contract start date	01/04/2006
Contract end date	

16/17 Contracted general activity (UDA)	540
Carry forward general activity (UDA)	-1
16/17 Contracted orthodontic activity (UOA)	0
Carry forward orthodontic activity (UOA)	0
Baseline contract value	£12,601.95

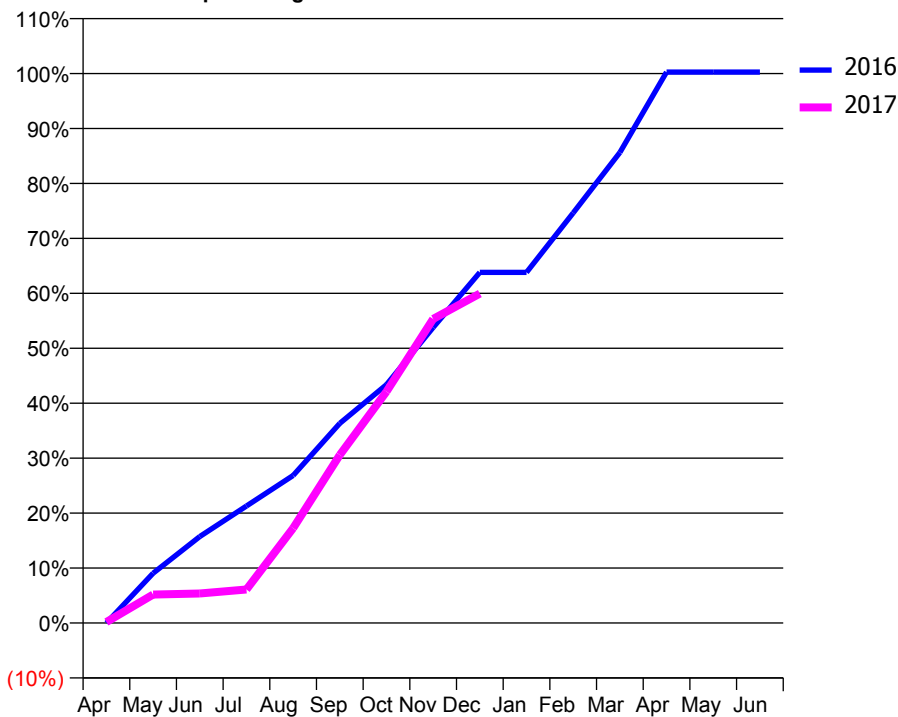
ACCESS*

Patients seen in 24 months	Total	Change since previous quarter
Quarter ending December 2015	317	
Quarter ending March 2016	309	↓
Quarter ending June 2016	300	↓
Quarter ending September 2016	296	↓
Quarter ending December 2016	298	→
Variance since December 2015	(6.0%)	↓



ACTIVITY

Cumulative percentage of contracted UDA delivered 2016 & 2017



Month	Adjusted Scheduled Activity (UDA)	
	2016	2017
April	0	1
May	49	28
June	85	29
July	115	33
August	145	93
September	196	165
October	234	227
November	290	299
December	345	324
January	345	
February	403	
March	462	
April	541	
May	541	
June	541	

QUALITY

	Quantity	Base Number	Contract	AT	Region	England
% of FP17s for the same patient ID Re-attending within 3 months - Children	13	314	4.1%	10.3%	11.9%	12.4%
% of FP17s for the same patient ID Re-attending within 3 months - Adults	2	24	8.3%	15.1%	16.5%	16.6%
% of FP17s for the same patient ID Re-attending between 3 & 9 months - Children	243	314	77.4%	60.7%	60.2%	57.5%
% of FP17s for the same patient ID Re-attending between 3 & 9 months - Adults	16	24	66.7%	52.7%	52.0%	50.4%
% of FP17s for Band 1 Urgent Courses	4	272	1.5%	9.5%	9.5%	9.1%
% of FP17s Relating to Free Repair or Replacements	0	272	0.0%	0.7%	0.7%	0.8%
% of FP17s Relating to Continuations	0	272	0.0%	1.3%	1.2%	1.3%
% of Patients satisfied with the dentistry they have received	0	0	N/A	92.6%	92.9%	92.7%
% of Patients satisfied with the time they had to wait for an appointment	0	0	N/A	88.0%	88.8%	88.8%

* This is based on patients treated on this contract for their most recent course of treatment. Figures in italics indicate the base number of FP17s or Patient Questionnaire responses are less than 100. N/A is shown where the base number of responses is less than 10 during the period. % is calculated as Quantity/Base number*100

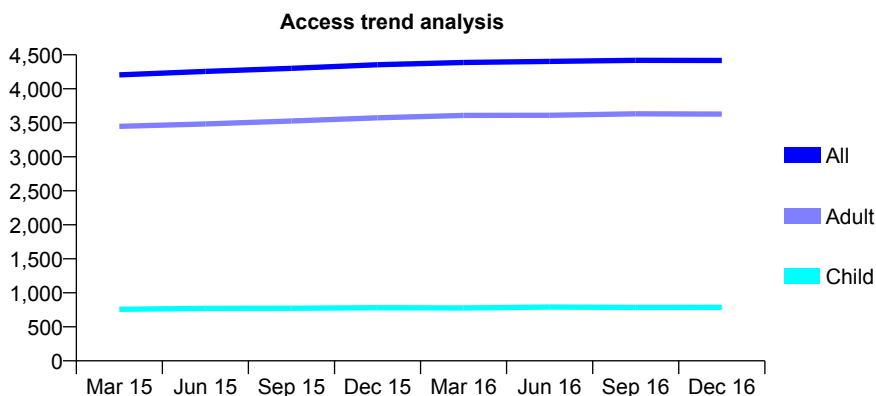
Q70 - Vital Signs At a Glance Contract Report for 741833/0001 - December 2016

Name or company name	MISS B SHAH
Contract type name	GDS Contract
Purpose of contract	General
Contract start date	01/04/2006
Contract end date	

16/17 Contracted general activity (UDA)	12,000
Carry forward general activity (UDA)	315
16/17 Contracted orthodontic activity (UOA)	0
Carry forward orthodontic activity (UOA)	0
Baseline contract value	£338,009.85

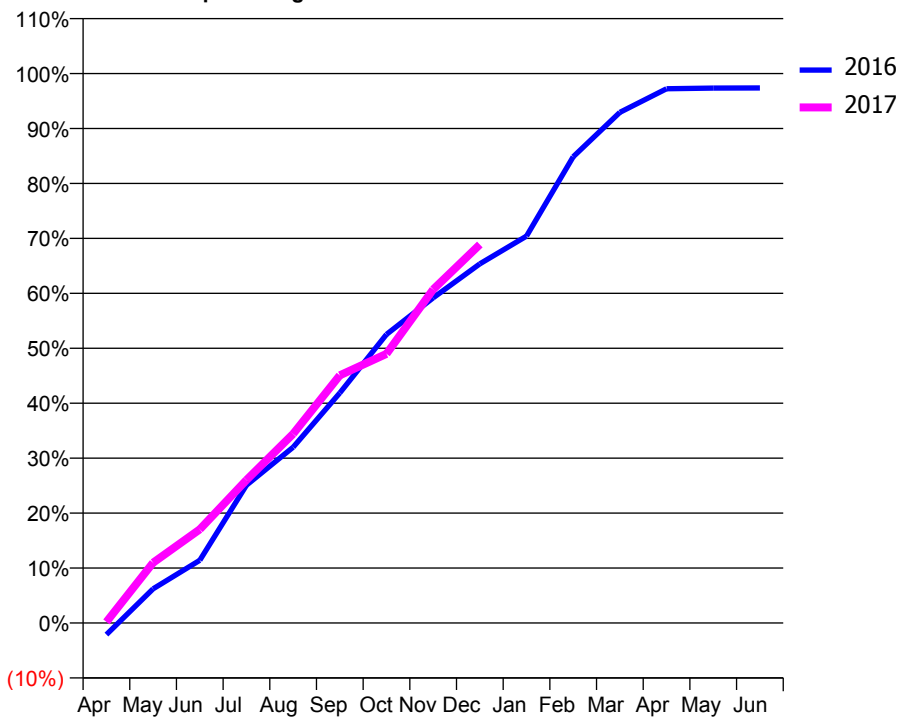
ACCESS*

Patients seen in 24 months	Total	Change since previous quarter
Quarter ending December 2015	4,354	
Quarter ending March 2016	4,387	→
Quarter ending June 2016	4,402	→
Quarter ending September 2016	4,419	→
Quarter ending December 2016	4,416	→
Variance since December 2015	1.4%	→



ACTIVITY

Cumulative percentage of contracted UDA delivered 2016 & 2017



Month	Adjusted Scheduled Activity (UDA)	
	2016	2017
April	-256	23
May	748	1,317
June	1,371	2,046
July	3,010	3,122
August	3,840	4,130
September	5,025	5,409
October	6,302	5,879
November	7,102	7,283
December	7,844	8,267
January	8,449	
February	10,181	
March	11,152	
April	11,668	
May	11,683	
June	11,685	

QUALITY

	Quantity	Base Number	Contract	AT	Region	England
% of FP17s for the same patient ID Re-attending within 3 months - Children	52	956	5.4%	10.3%	11.9%	12.4%
% of FP17s for the same patient ID Re-attending within 3 months - Adults	769	4,565	16.8%	15.1%	16.5%	16.6%
% of FP17s for the same patient ID Re-attending between 3 & 9 months - Children	657	956	68.7%	60.7%	60.2%	57.5%
% of FP17s for the same patient ID Re-attending between 3 & 9 months - Adults	2,956	4,565	64.8%	52.7%	52.0%	50.4%
% of FP17s for Band 1 Urgent Courses	671	5,184	12.9%	9.5%	9.5%	9.1%
% of FP17s Relating to Free Repair or Replacements	131	5,184	2.5%	0.7%	0.7%	0.8%
% of FP17s Relating to Continuations	37	5,184	0.7%	1.3%	1.2%	1.3%
% of Patients satisfied with the dentistry they have received	6	6	N/A	92.6%	92.9%	92.7%
% of Patients satisfied with the time they had to wait for an appointment	6	6	N/A	88.0%	88.8%	88.8%

* This is based on patients treated on this contract for their most recent course of treatment. Figures in italics indicate the base number of FP17s or Patient Questionnaire responses are less than 100. N/A is shown where the base number of responses is less than 10 during the period. % is calculated as Quantity/Base number*100

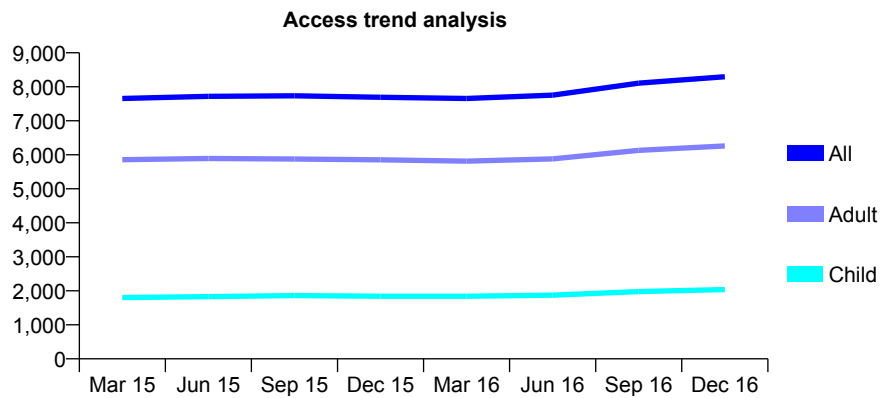
Q70 - Vital Signs At a Glance Contract Report for 750026/0001 - December 2016

Name or company name	MR JT COBLEY
Contract type name	GDS Contract
Purpose of contract	General
Contract start date	01/04/2006
Contract end date	

16/17 Contracted general activity (UDA)	16,700
Carry forward general activity (UDA)	794
16/17 Contracted orthodontic activity (UOA)	0
Carry forward orthodontic activity (UOA)	0
Baseline contract value	£441,236.76

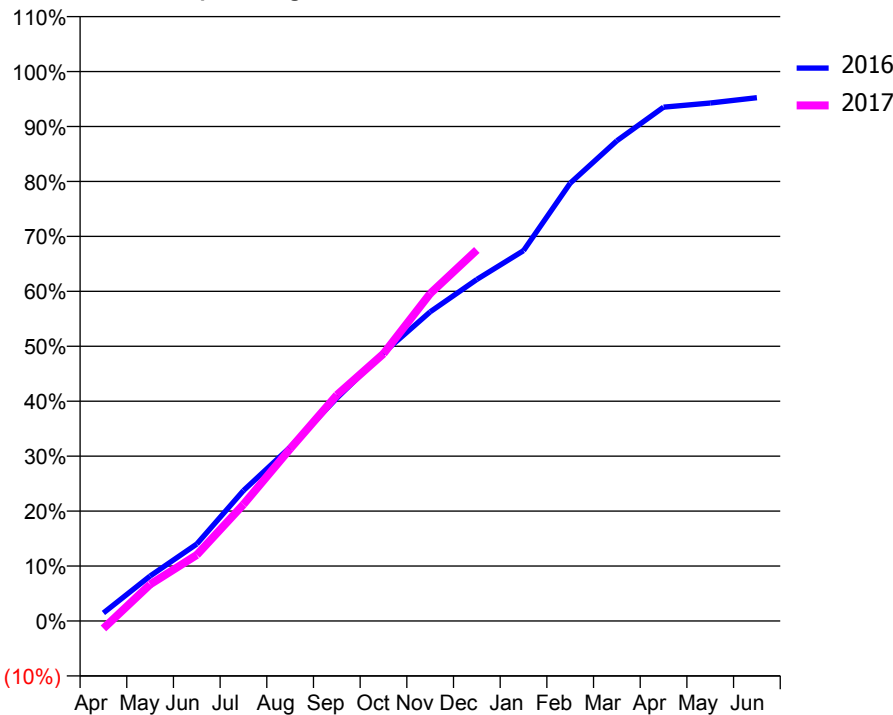
ACCESS*

Patients seen in 24 months	Total	Change since previous quarter
Quarter ending December 2015	7,694	
Quarter ending March 2016	7,657	→
Quarter ending June 2016	7,753	→
Quarter ending September 2016	8,108	↑
Quarter ending December 2016	8,296	↑
Variance since December 2015	7.8%	↑



ACTIVITY

Cumulative percentage of contracted UDA delivered 2016 & 2017



Month	Adjusted Scheduled Activity (UDA)	
	2016	2017
April	245	-229
May	1,363	1,112
June	2,335	2,010
July	3,953	3,542
August	5,268	5,233
September	6,753	6,867
October	8,125	8,125
November	9,367	9,950
December	10,349	11,275
January	11,221	
February	13,265	
March	14,551	
April	15,568	
May	15,696	
June	15,854	

QUALITY

	Quantity	Base Number	Contract	AT	Region	England
% of FP17s for the same patient ID Re-attending within 3 months - Children	77	1,760	4.4%	10.3%	11.9%	12.4%
% of FP17s for the same patient ID Re-attending within 3 months - Adults	767	5,469	14.0%	15.1%	16.5%	16.6%
% of FP17s for the same patient ID Re-attending between 3 & 9 months - Children	477	1,760	27.1%	60.7%	60.2%	57.5%
% of FP17s for the same patient ID Re-attending between 3 & 9 months - Adults	1,494	5,469	27.3%	52.7%	52.0%	50.4%
% of FP17s for Band 1 Urgent Courses	672	6,633	10.1%	9.5%	9.5%	9.1%
% of FP17s Relating to Free Repair or Replacements	40	6,633	0.6%	0.7%	0.7%	0.8%
% of FP17s Relating to Continuations	40	6,633	0.6%	1.3%	1.2%	1.3%
% of Patients satisfied with the dentistry they have received	14	19	73.7%	92.6%	92.9%	92.7%
% of Patients satisfied with the time they had to wait for an appointment	17	19	89.5%	88.0%	88.8%	88.8%

* This is based on patients treated on this contract for their most recent course of treatment. Figures in italics indicate the base number of FP17s or Patient Questionnaire responses are less than 100. N/A is shown where the base number of responses is less than 10 during the period. % is calculated as Quantity/Base number*100

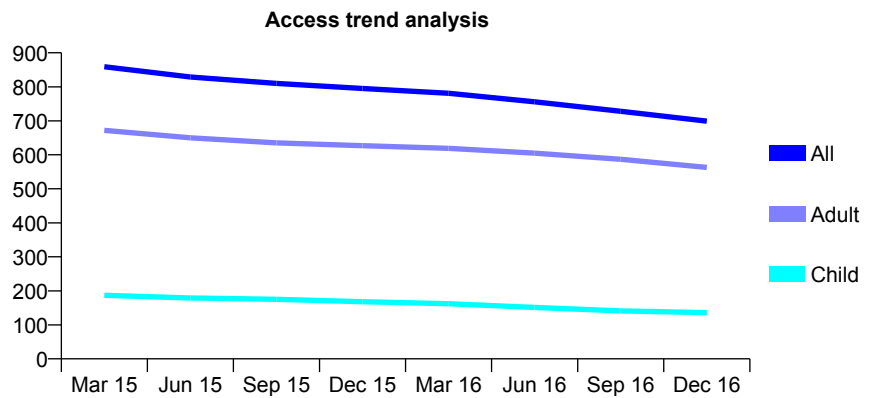
Q70 - Vital Signs At a Glance Contract Report for 751081/0001 - December 2016

Name or company name	MR SH WARNER
Contract type name	GDS Contract
Purpose of contract	General
Contract start date	01/11/2006
Contract end date	

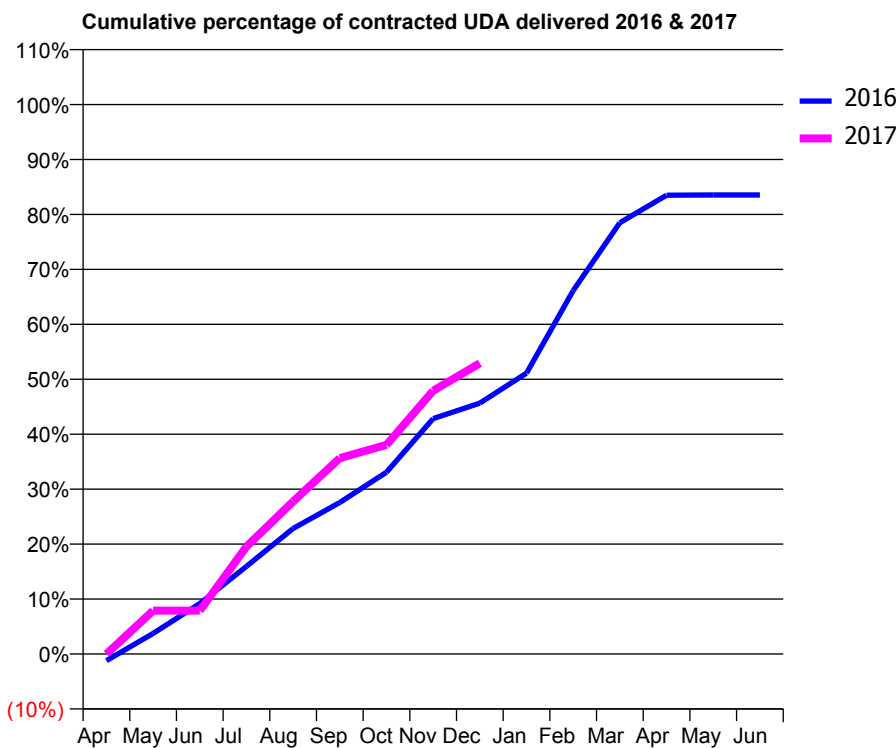
16/17 Contracted general activity (UDA)	2,800
Carry forward general activity (UDA)	0
16/17 Contracted orthodontic activity (UOA)	0
Carry forward orthodontic activity (UOA)	0
Baseline contract value	£64,099.82

ACCESS*

Patients seen in 24 months	Total	Change since previous quarter
Quarter ending December 2015	795	
Quarter ending March 2016	781	↓
Quarter ending June 2016	756	↓
Quarter ending September 2016	728	↓
Quarter ending December 2016	699	↓
Variance since December 2015	(12.1%)	↓



ACTIVITY



Month	Adjusted Scheduled Activity (UDA)	
	2016	2017
April	-34	0
May	105	221
June	257	221
July	447	548
August	640	778
September	772	999
October	927	1,066
November	1,200	1,342
December	1,279	1,482
January	1,432	
February	1,852	
March	2,198	
April	2,338	
May	2,339	
June	2,339	

QUALITY

	Quantity	Base Number	Contract	AT	Region	England
% of FP17s for the same patient ID Re-attending within 3 months - Children	3	87	3.4%	10.3%	11.9%	12.4%
% of FP17s for the same patient ID Re-attending within 3 months - Adults	30	375	8.0%	15.1%	16.5%	16.6%
% of FP17s for the same patient ID Re-attending between 3 & 9 months - Children	19	87	21.8%	60.7%	60.2%	57.5%
% of FP17s for the same patient ID Re-attending between 3 & 9 months - Adults	122	375	32.5%	52.7%	52.0%	50.4%
% of FP17s for Band 1 Urgent Courses	3	434	0.7%	9.5%	9.5%	9.1%
% of FP17s Relating to Free Repair or Replacements	6	434	1.4%	0.7%	0.7%	0.8%
% of FP17s Relating to Continuations	5	434	1.2%	1.3%	1.2%	1.3%
% of Patients satisfied with the dentistry they have received	3	3	N/A	92.6%	92.9%	92.7%
% of Patients satisfied with the time they had to wait for an appointment	3	3	N/A	88.0%	88.8%	88.8%

* This is based on patients treated on this contract for their most recent course of treatment. Figures in italics indicate the base number of FP17s or Patient Questionnaire responses are less than 100. N/A is shown where the base number of responses is less than 10 during the period. % is calculated as Quantity/Base number*100

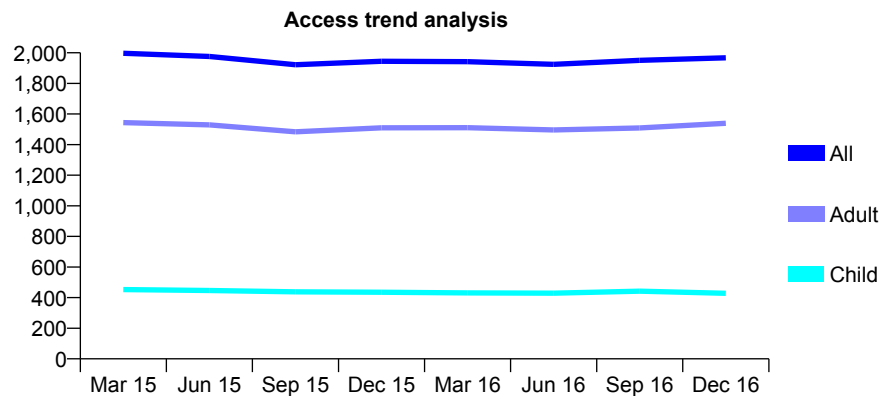
Q70 - Vital Signs At a Glance Contract Report for 753939/0001 - December 2016

Name or company name	Stanford Road Dental Practice Partnership
Contract type name	GDS Contract
Purpose of contract	General
Contract start date	01/04/2006
Contract end date	

16/17 Contracted general activity (UDA)	6,866
Carry forward general activity (UDA)	0
16/17 Contracted orthodontic activity (UOA)	0
Carry forward orthodontic activity (UOA)	0
Baseline contract value	£215,771.79

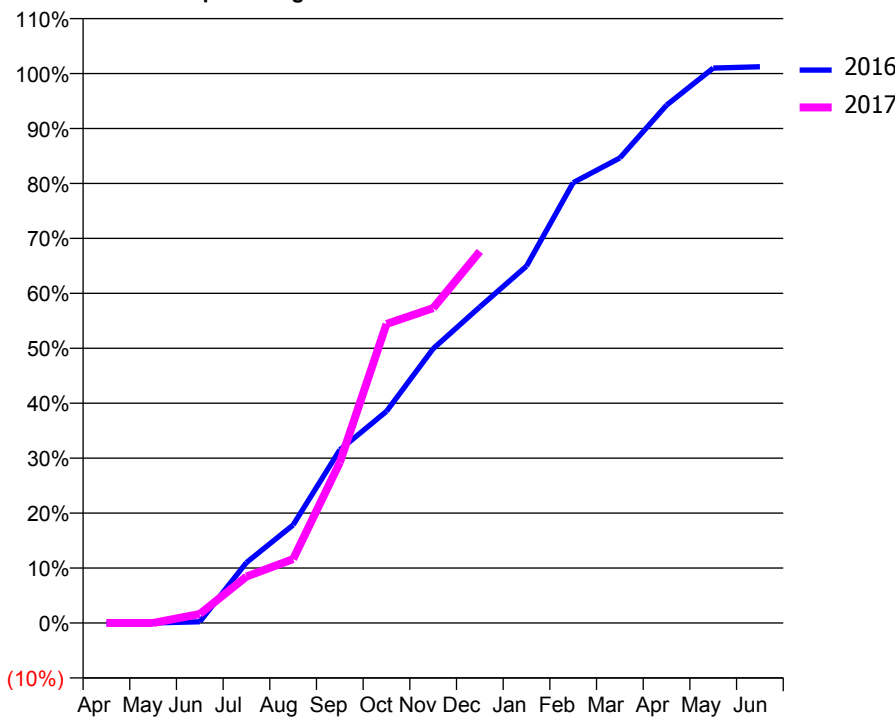
ACCESS*

Patients seen in 24 months	Total	Change since previous quarter
Quarter ending December 2015	1,945	
Quarter ending March 2016	1,942	→
Quarter ending June 2016	1,925	→
Quarter ending September 2016	1,951	→
Quarter ending December 2016	1,967	→
Variance since December 2015	1.1%	→



ACTIVITY

Cumulative percentage of contracted UDA delivered 2016 & 2017



Month	Adjusted Scheduled Activity (UDA)	
	2016	2017
April	0	0
May	0	1
June	15	112
July	756	581
August	1,225	798
September	2,164	2,005
October	2,645	3,736
November	3,428	3,935
December	3,950	4,643
January	4,460	
February	5,503	
March	5,810	
April	6,470	
May	6,934	
June	6,951	

QUALITY

	Quantity	Base Number	Contract	AT	Region	England
% of FP17s for the same patient ID Re-attending within 3 months - Children	42	508	8.3%	10.3%	11.9%	12.4%
% of FP17s for the same patient ID Re-attending within 3 months - Adults	137	1,567	8.7%	15.1%	16.5%	16.6%
% of FP17s for the same patient ID Re-attending between 3 & 9 months - Children	301	508	59.3%	60.7%	60.2%	57.5%
% of FP17s for the same patient ID Re-attending between 3 & 9 months - Adults	888	1,567	56.7%	52.7%	52.0%	50.4%
% of FP17s for Band 1 Urgent Courses	87	1,617	5.4%	9.5%	9.5%	9.1%
% of FP17s Relating to Free Repair or Replacements	11	1,617	0.7%	0.7%	0.7%	0.8%
% of FP17s Relating to Continuations	1	1,617	0.1%	1.3%	1.2%	1.3%
% of Patients satisfied with the dentistry they have received	2	2	N/A	92.6%	92.9%	92.7%
% of Patients satisfied with the time they had to wait for an appointment	1	2	N/A	88.0%	88.8%	88.8%

* This is based on patients treated on this contract for their most recent course of treatment. Figures in italics indicate the base number of FP17s or Patient Questionnaire responses are less than 100. N/A is shown where the base number of responses is less than 10 during the period. % is calculated as Quantity/Base number*100

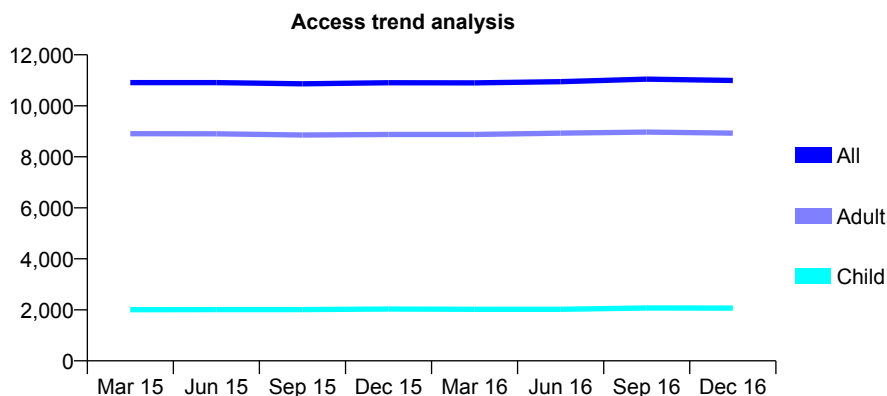
Q70 - Vital Signs At a Glance Contract Report for 755648/0001 - December 2016

Name or company name	MR SM SHILLAKER
Contract type name	GDS Contract
Purpose of contract	General
Contract start date	01/04/2006
Contract end date	

16/17 Contracted general activity (UDA)	29,511
Carry forward general activity (UDA)	100
16/17 Contracted orthodontic activity (UOA)	0
Carry forward orthodontic activity (UOA)	0
Baseline contract value	£757,666.57

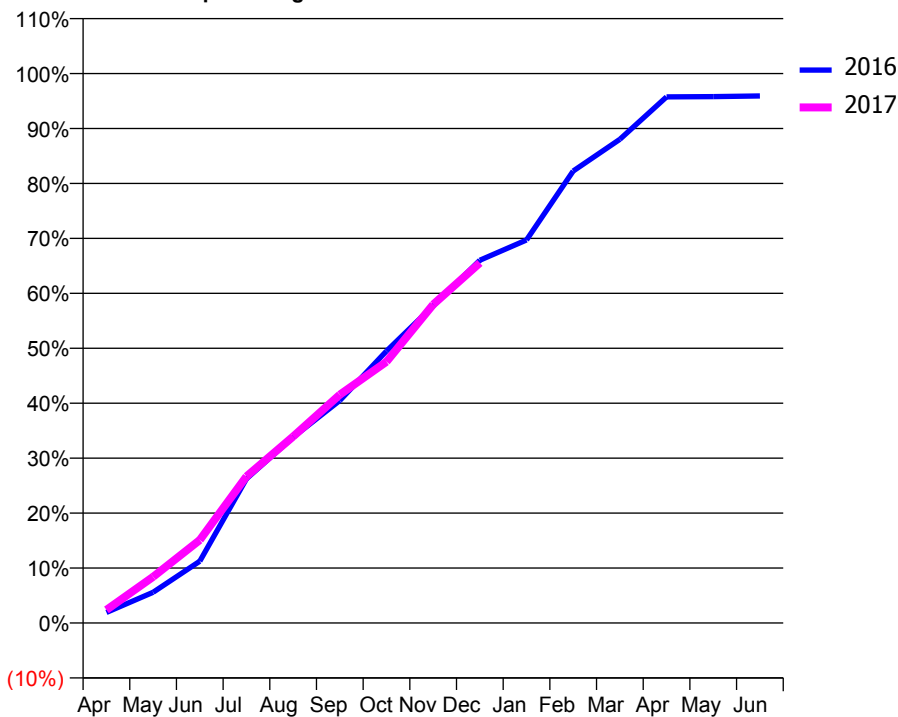
ACCESS*

Patients seen in 24 months	Total	Change since previous quarter
Quarter ending December 2015	10,903	
Quarter ending March 2016	10,901	→
Quarter ending June 2016	10,949	→
Quarter ending September 2016	11,044	→
Quarter ending December 2016	10,996	→
Variance since December 2015	0.9%	→



ACTIVITY

Cumulative percentage of contracted UDA delivered 2016 & 2017



Month	Adjusted Scheduled Activity (UDA)	
	2016	2017
April	568	703
May	1,651	2,479
June	3,317	4,455
July	7,742	7,875
August	9,976	10,014
September	11,948	12,265
October	14,607	14,035
November	17,032	17,106
December	19,480	19,340
January	20,572	
February	24,272	
March	25,977	
April	28,254	
May	28,268	
June	28,308	

QUALITY

	Quantity	Base Number	Contract	AT	Region	England
% of FP17s for the same patient ID Re-attending within 3 months - Children	126	2,538	5.0%	10.3%	11.9%	12.4%
% of FP17s for the same patient ID Re-attending within 3 months - Adults	1,257	10,063	12.5%	15.1%	16.5%	16.6%
% of FP17s for the same patient ID Re-attending between 3 & 9 months - Children	1,742	2,538	68.6%	60.7%	60.2%	57.5%
% of FP17s for the same patient ID Re-attending between 3 & 9 months - Adults	5,300	10,063	52.7%	52.7%	52.0%	50.4%
% of FP17s for Band 1 Urgent Courses	883	10,907	8.1%	9.5%	9.5%	9.1%
% of FP17s Relating to Free Repair or Replacements	69	10,907	0.6%	0.7%	0.7%	0.8%
% of FP17s Relating to Continuations	149	10,907	1.4%	1.3%	1.2%	1.3%
% of Patients satisfied with the dentistry they have received	16	17	94.1%	92.6%	92.9%	92.7%
% of Patients satisfied with the time they had to wait for an appointment	17	17	100.0%	88.0%	88.8%	88.8%

* This is based on patients treated on this contract for their most recent course of treatment. Figures in italics indicate the base number of FP17s or Patient Questionnaire responses are less than 100. N/A is shown where the base number of responses is less than 10 during the period. % is calculated as Quantity/Base number*100

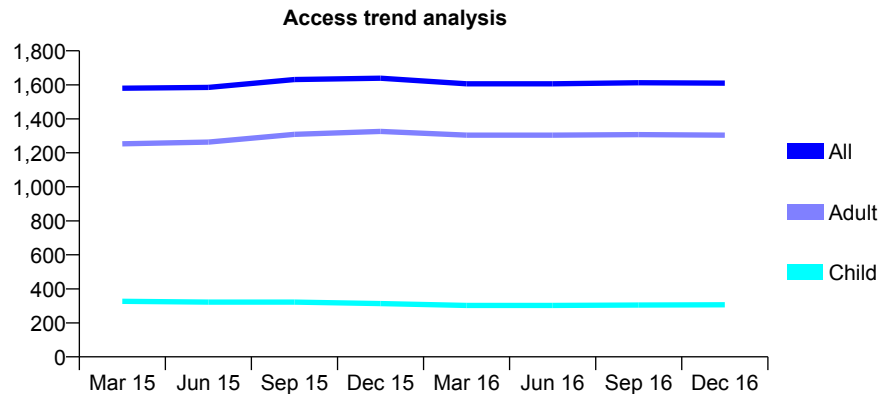
Q70 - Vital Signs At a Glance Contract Report for 765201/0001 - December 2016

Name or company name	MR A SHENYAN
Contract type name	GDS Contract
Purpose of contract	General
Contract start date	01/04/2006
Contract end date	

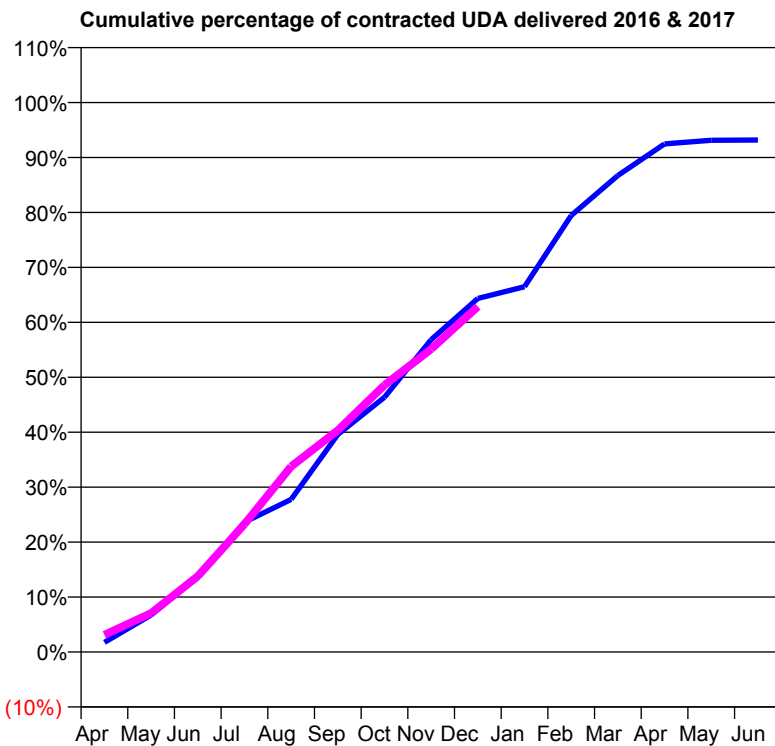
16/17 Contracted general activity (UDA)	7,650
Carry forward general activity (UDA)	0
16/17 Contracted orthodontic activity (UOA)	0
Carry forward orthodontic activity (UOA)	0
Baseline contract value	£209,483.18

ACCESS*

Patients seen in 24 months	Total	Change since previous quarter
Quarter ending December 2015	1,639	
Quarter ending March 2016	1,606	↓
Quarter ending June 2016	1,606	→
Quarter ending September 2016	1,612	→
Quarter ending December 2016	1,610	→
Variance since December 2015	(1.8%)	↓



ACTIVITY



Month	Adjusted Scheduled Activity (UDA)	
	2016	2017
April	135	238
May	516	541
June	1,049	1,055
July	1,807	1,779
August	2,126	2,584
September	3,029	3,086
October	3,546	3,715
November	4,348	4,216
December	4,922	4,810
January	5,085	
February	6,076	
March	6,635	
April	7,074	
May	7,123	
June	7,127	

QUALITY

	Quantity	Base Number	Contract	AT	Region	England
% of FP17s for the same patient ID Re-attending within 3 months - Children	17	310	5.5%	10.3%	11.9%	12.4%
% of FP17s for the same patient ID Re-attending within 3 months - Adults	241	1,405	17.2%	15.1%	16.5%	16.6%
% of FP17s for the same patient ID Re-attending between 3 & 9 months - Children	181	310	58.4%	60.7%	60.2%	57.5%
% of FP17s for the same patient ID Re-attending between 3 & 9 months - Adults	788	1,405	56.1%	52.7%	52.0%	50.4%
% of FP17s for Band 1 Urgent Courses	59	1,592	3.7%	9.5%	9.5%	9.1%
% of FP17s Relating to Free Repair or Replacements	32	1,592	2.0%	0.7%	0.7%	0.8%
% of FP17s Relating to Continuations	36	1,592	2.3%	1.3%	1.2%	1.3%
% of Patients satisfied with the dentistry they have received	2	2	N/A	92.6%	92.9%	92.7%
% of Patients satisfied with the time they had to wait for an appointment	2	2	N/A	88.0%	88.8%	88.8%

* This is based on patients treated on this contract for their most recent course of treatment. Figures in italics indicate the base number of FP17s or Patient Questionnaire responses are less than 100. N/A is shown where the base number of responses is less than 10 during the period. % is calculated as Quantity/Base number*100

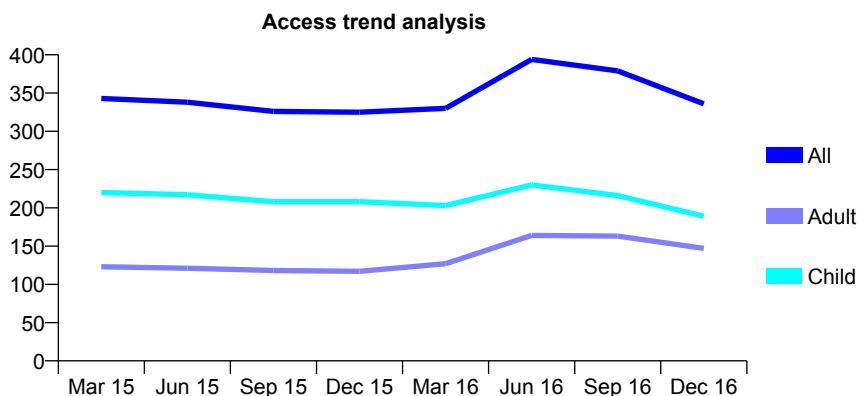
Q70 - Vital Signs At a Glance Contract Report for 766542/0001 - December 2016

Name or company name	MISS LJ PEARCE
Contract type name	GDS Contract
Purpose of contract	General
Contract start date	01/04/2006
Contract end date	

16/17 Contracted general activity (UDA)	800
Carry forward general activity (UDA)	12
16/17 Contracted orthodontic activity (UOA)	0
Carry forward orthodontic activity (UOA)	0
Baseline contract value	£17,959.28

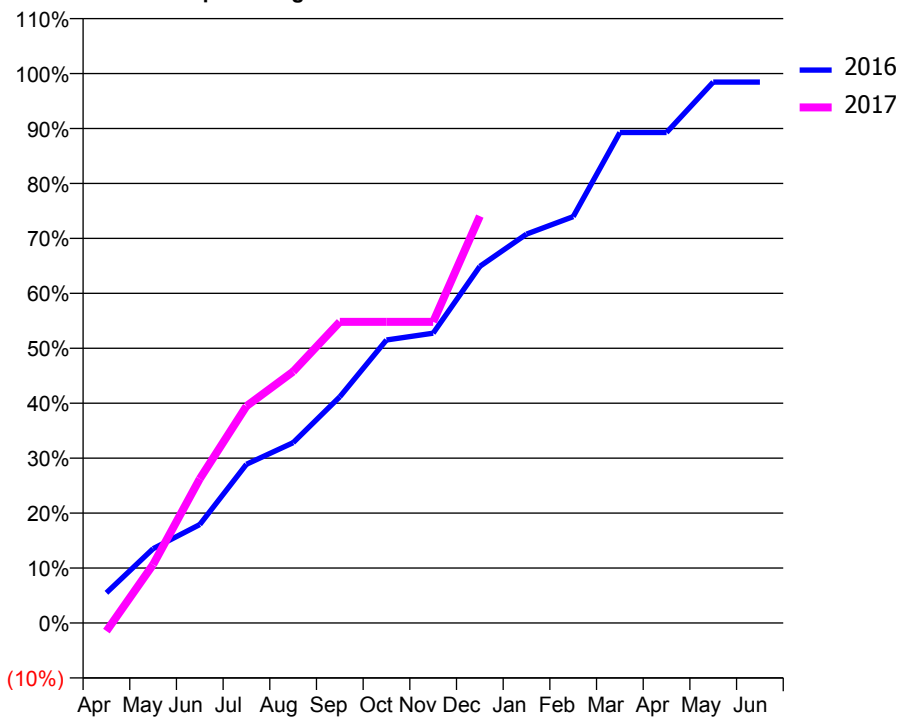
ACCESS*

Patients seen in 24 months	Total	Change since previous quarter
Quarter ending December 2015	325	
Quarter ending March 2016	330	→
Quarter ending June 2016	394	↑
Quarter ending September 2016	379	↓
Quarter ending December 2016	336	↓
Variance since December 2015	3.4%	↑



ACTIVITY

Cumulative percentage of contracted UDA delivered 2016 & 2017



Adjusted Scheduled Activity (UDA)

Month	2016	2017
April	44	-12
May	108	85
June	143	210
July	231	316
August	263	366
September	329	438
October	412	438
November	422	438
December	519	592
January	566	
February	592	
March	714	
April	714	
May	788	
June	788	

QUALITY

	Quantity	Base Number	Contract	AT	Region	England
% of FP17s for the same patient ID Re-attending within 3 months - Children	23	282	8.2%	10.3%	11.9%	12.4%
% of FP17s for the same patient ID Re-attending within 3 months - Adults	32	184	17.4%	15.1%	16.5%	16.6%
% of FP17s for the same patient ID Re-attending between 3 & 9 months - Children	170	282	60.3%	60.7%	60.2%	57.5%
% of FP17s for the same patient ID Re-attending between 3 & 9 months - Adults	75	184	40.8%	52.7%	52.0%	50.4%
% of FP17s for Band 1 Urgent Courses	17	415	4.1%	9.5%	9.5%	9.1%
% of FP17s Relating to Free Repair or Replacements	0	415	0.0%	0.7%	0.7%	0.8%
% of FP17s Relating to Continuations	6	415	1.4%	1.3%	1.2%	1.3%
% of Patients satisfied with the dentistry they have received	1	1	N/A	92.6%	92.9%	92.7%
% of Patients satisfied with the time they had to wait for an appointment	1	1	N/A	88.0%	88.8%	88.8%

* This is based on patients treated on this contract for their most recent course of treatment. Figures in italics indicate the base number of FP17s or Patient Questionnaire responses are less than 100. N/A is shown where the base number of responses is less than 10 during the period. % is calculated as Quantity/Base number*100

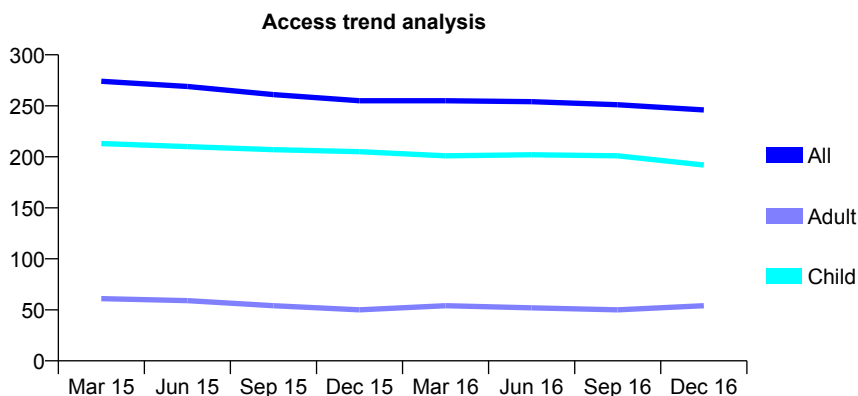
Q70 - Vital Signs At a Glance Contract Report for 769797/0001 - December 2016

Name or company name	MR FJ PEROLD
Contract type name	GDS Contract
Purpose of contract	General
Contract start date	01/04/2006
Contract end date	

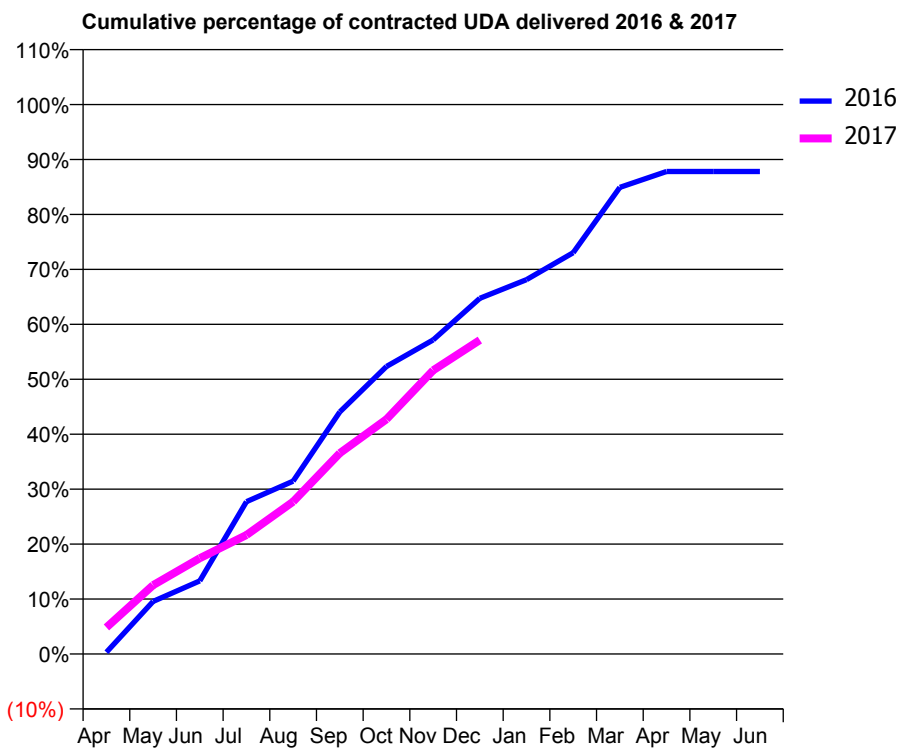
16/17 Contracted general activity (UDA)	600
Carry forward general activity (UDA)	0
16/17 Contracted orthodontic activity (UOA)	0
Carry forward orthodontic activity (UOA)	0
Baseline contract value	£13,526.76

ACCESS*

Patients seen in 24 months	Total	Change since previous quarter
Quarter ending December 2015	255	
Quarter ending March 2016	255	→
Quarter ending June 2016	254	→
Quarter ending September 2016	251	↓
Quarter ending December 2016	246	↓
Variance since December 2015	(3.5%)	↓



ACTIVITY



Month	Adjusted Scheduled Activity (UDA)	
	2016	2017
April	2	29
May	57	75
June	80	105
July	166	130
August	189	166
September	264	219
October	314	256
November	343	310
December	388	343
January	409	
February	438	
March	510	
April	527	
May	527	
June	527	

QUALITY

	Quantity	Base Number	Contract	AT	Region	England
% of FP17s for the same patient ID Re-attending within 3 months - Children	14	279	5.0%	10.3%	11.9%	12.4%
% of FP17s for the same patient ID Re-attending within 3 months - Adults	1	15	6.7%	15.1%	16.5%	16.6%
% of FP17s for the same patient ID Re-attending between 3 & 9 months - Children	211	279	75.6%	60.7%	60.2%	57.5%
% of FP17s for the same patient ID Re-attending between 3 & 9 months - Adults	11	15	73.3%	52.7%	52.0%	50.4%
% of FP17s for Band 1 Urgent Courses	9	281	3.2%	9.5%	9.5%	9.1%
% of FP17s Relating to Free Repair or Replacements	0	281	0.0%	0.7%	0.7%	0.8%
% of FP17s Relating to Continuations	0	281	0.0%	1.3%	1.2%	1.3%
% of Patients satisfied with the dentistry they have received	1	1	N/A	92.6%	92.9%	92.7%
% of Patients satisfied with the time they had to wait for an appointment	1	1	N/A	88.0%	88.8%	88.8%

* This is based on patients treated on this contract for their most recent course of treatment. Figures in italics indicate the base number of FP17s or Patient Questionnaire responses are less than 100. N/A is shown where the base number of responses is less than 10 during the period. % is calculated as Quantity/Base number*100

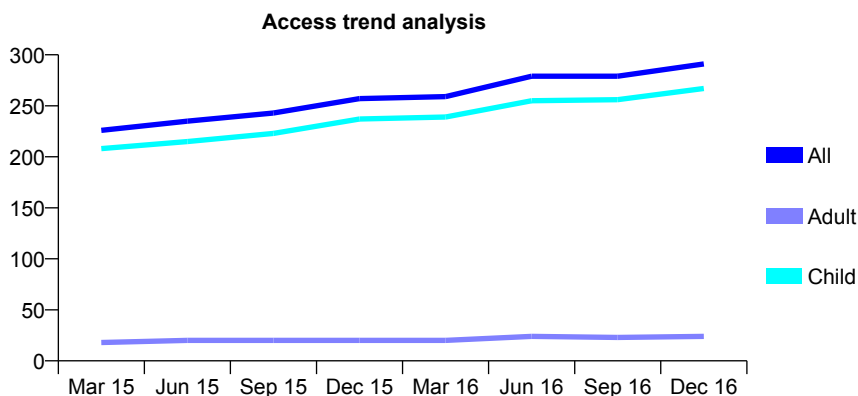
Q70 - Vital Signs At a Glance Contract Report for 801550/0001 - December 2016

Name or company name	Cheriton Dental Practice
Contract type name	GDS Contract
Purpose of contract	General
Contract start date	01/04/2006
Contract end date	

16/17 Contracted general activity (UDA)	640
Carry forward general activity (UDA)	-7
16/17 Contracted orthodontic activity (UOA)	0
Carry forward orthodontic activity (UOA)	0
Baseline contract value	£14,552.26

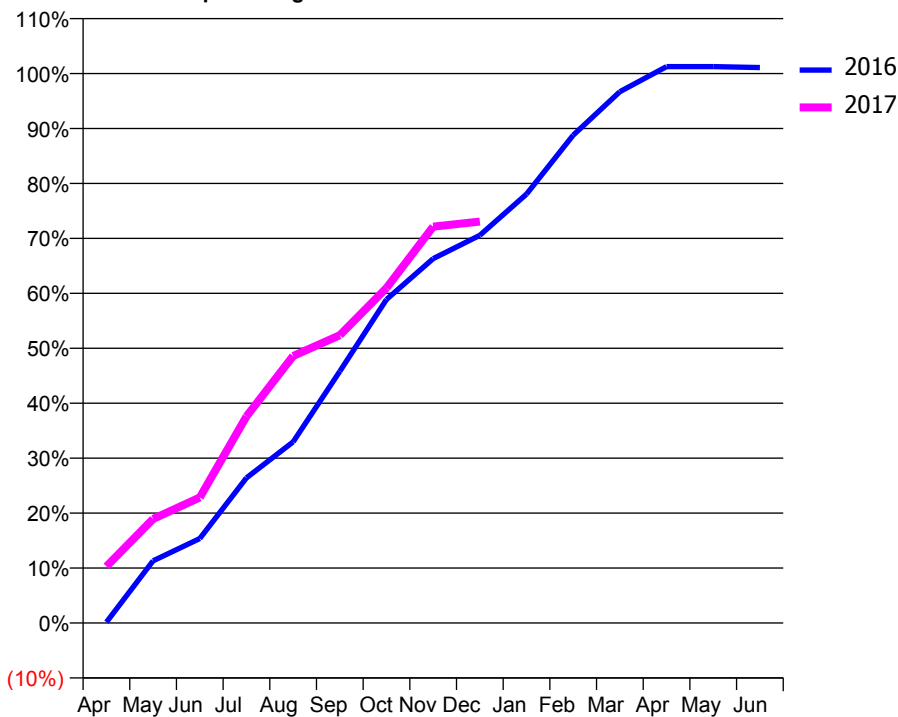
ACCESS*

Patients seen in 24 months	Total	Change since previous quarter
Quarter ending December 2015	257	
Quarter ending March 2016	259	→
Quarter ending June 2016	279	↑
Quarter ending September 2016	279	→
Quarter ending December 2016	291	↑
Variance since December 2015	13.2%	↑



ACTIVITY

Cumulative percentage of contracted UDA delivered 2016 & 2017



Month	Adjusted Scheduled Activity (UDA)	
	2016	2017
April	1	66
May	72	121
June	98	146
July	169	241
August	211	311
September	293	335
October	377	390
November	424	462
December	452	468
January	500	
February	568	
March	619	
April	648	
May	648	
June	647	

QUALITY

	Quantity	Base Number	Contract	AT	Region	England
% of FP17s for the same patient ID Re-attending within 3 months - Children	21	301	7.0%	10.3%	11.9%	12.4%
% of FP17s for the same patient ID Re-attending within 3 months - Adults	0	1	0.0%	15.1%	16.5%	16.6%
% of FP17s for the same patient ID Re-attending between 3 & 9 months - Children	188	301	62.5%	60.7%	60.2%	57.5%
% of FP17s for the same patient ID Re-attending between 3 & 9 months - Adults	1	1	100.0%	52.7%	52.0%	50.4%
% of FP17s for Band 1 Urgent Courses	8	283	2.8%	9.5%	9.5%	9.1%
% of FP17s Relating to Free Repair or Replacements	0	283	0.0%	0.7%	0.7%	0.8%
% of FP17s Relating to Continuations	0	283	0.0%	1.3%	1.2%	1.3%
% of Patients satisfied with the dentistry they have received	1	1	N/A	92.6%	92.9%	92.7%
% of Patients satisfied with the time they had to wait for an appointment	1	1	N/A	88.0%	88.8%	88.8%

* This is based on patients treated on this contract for their most recent course of treatment. Figures in italics indicate the base number of FP17s or Patient Questionnaire responses are less than 100. N/A is shown where the base number of responses is less than 10 during the period. % is calculated as Quantity/Base number*100

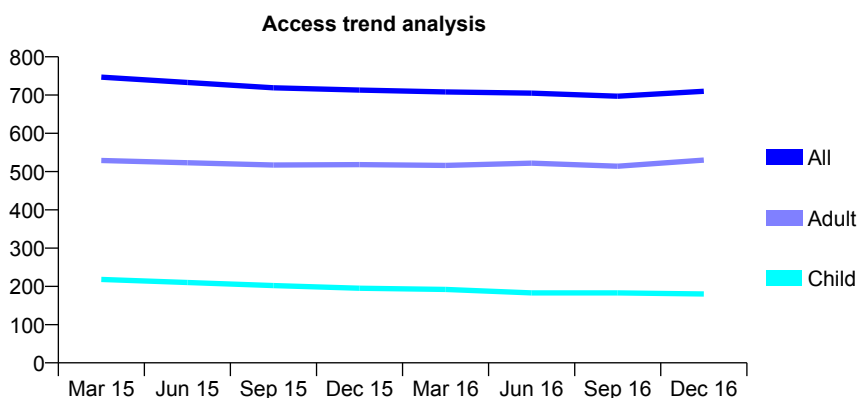
Q70 - Vital Signs At a Glance Contract Report for 801623/0001 - December 2016

Name or company name	Hema Rajah
Contract type name	GDS Contract
Purpose of contract	General
Contract start date	01/04/2006
Contract end date	

16/17 Contracted general activity (UDA)	2,360
Carry forward general activity (UDA)	5
16/17 Contracted orthodontic activity (UOA)	0
Carry forward orthodontic activity (UOA)	0
Baseline contract value	£55,124.11

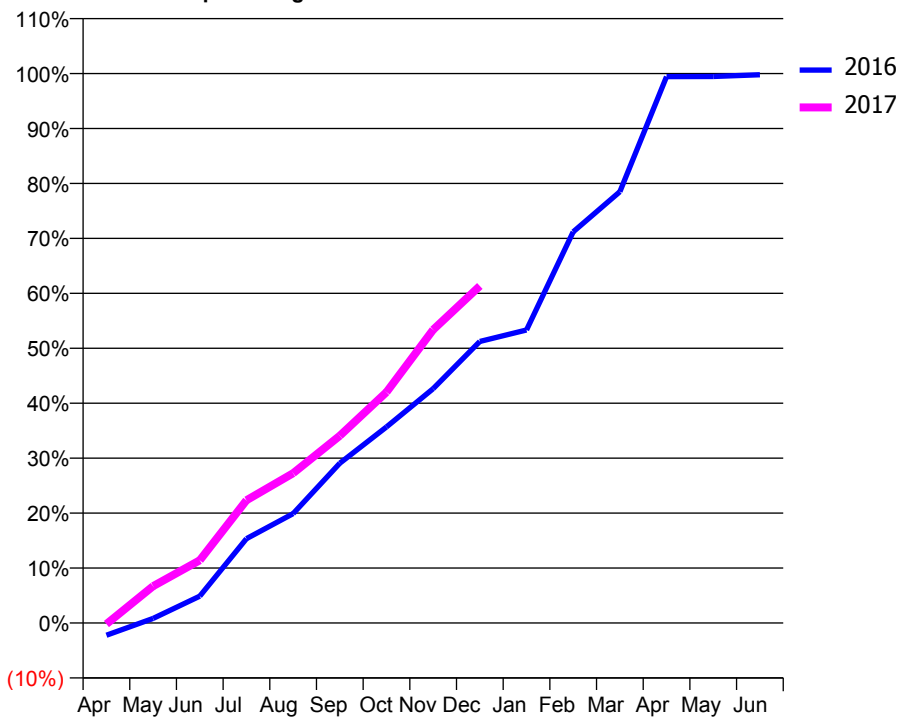
ACCESS*

Patients seen in 24 months	Total	Change since previous quarter
Quarter ending December 2015	713	
Quarter ending March 2016	708	→
Quarter ending June 2016	705	→
Quarter ending September 2016	697	↓
Quarter ending December 2016	710	→
Variance since December 2015	(0.4%)	→



ACTIVITY

Cumulative percentage of contracted UDA delivered 2016 & 2017



Month	Adjusted Scheduled Activity (UDA)	
	2016	2017
April	-53	-5
May	20	158
June	115	270
July	362	527
August	470	644
September	686	804
October	842	991
November	1,006	1,260
December	1,209	1,448
January	1,258	
February	1,680	
March	1,853	
April	2,346	
May	2,347	
June	2,354	

QUALITY

	Quantity	Base Number	Contract	AT	Region	England
% of FP17s for the same patient ID Re-attending within 3 months - Children	9	213	4.2%	10.3%	11.9%	12.4%
% of FP17s for the same patient ID Re-attending within 3 months - Adults	109	642	17.0%	15.1%	16.5%	16.6%
% of FP17s for the same patient ID Re-attending between 3 & 9 months - Children	156	213	73.2%	60.7%	60.2%	57.5%
% of FP17s for the same patient ID Re-attending between 3 & 9 months - Adults	383	642	59.7%	52.7%	52.0%	50.4%
% of FP17s for Band 1 Urgent Courses	43	713	6.0%	9.5%	9.5%	9.1%
% of FP17s Relating to Free Repair or Replacements	5	713	0.7%	0.7%	0.7%	0.8%
% of FP17s Relating to Continuations	8	713	1.1%	1.3%	1.2%	1.3%
% of Patients satisfied with the dentistry they have received	4	5	N/A	92.6%	92.9%	92.7%
% of Patients satisfied with the time they had to wait for an appointment	4	5	N/A	88.0%	88.8%	88.8%

* This is based on patients treated on this contract for their most recent course of treatment. Figures in italics indicate the base number of FP17s or Patient Questionnaire responses are less than 100. N/A is shown where the base number of responses is less than 10 during the period. % is calculated as Quantity/Base number*100

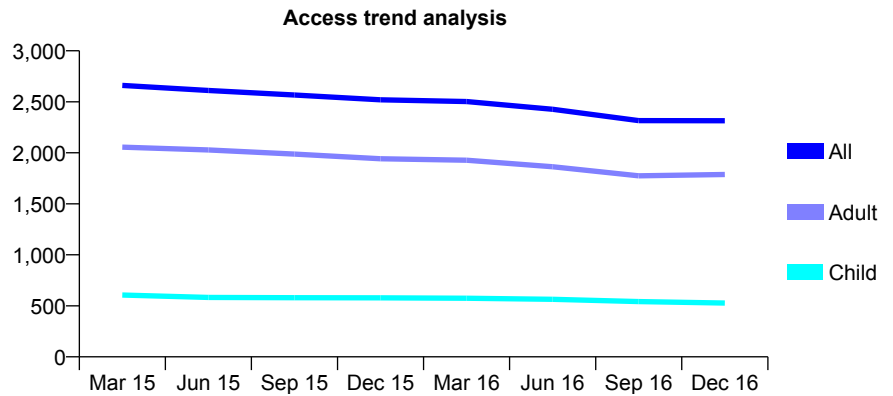
Q70 - Vital Signs At a Glance Contract Report for 804568/0001 - December 2016

Name or company name	MR SA WALKER
Contract type name	GDS Contract
Purpose of contract	General
Contract start date	01/04/2006
Contract end date	

16/17 Contracted general activity (UDA)	8,477
Carry forward general activity (UDA)	0
16/17 Contracted orthodontic activity (UOA)	0
Carry forward orthodontic activity (UOA)	0
Baseline contract value	£213,259.36

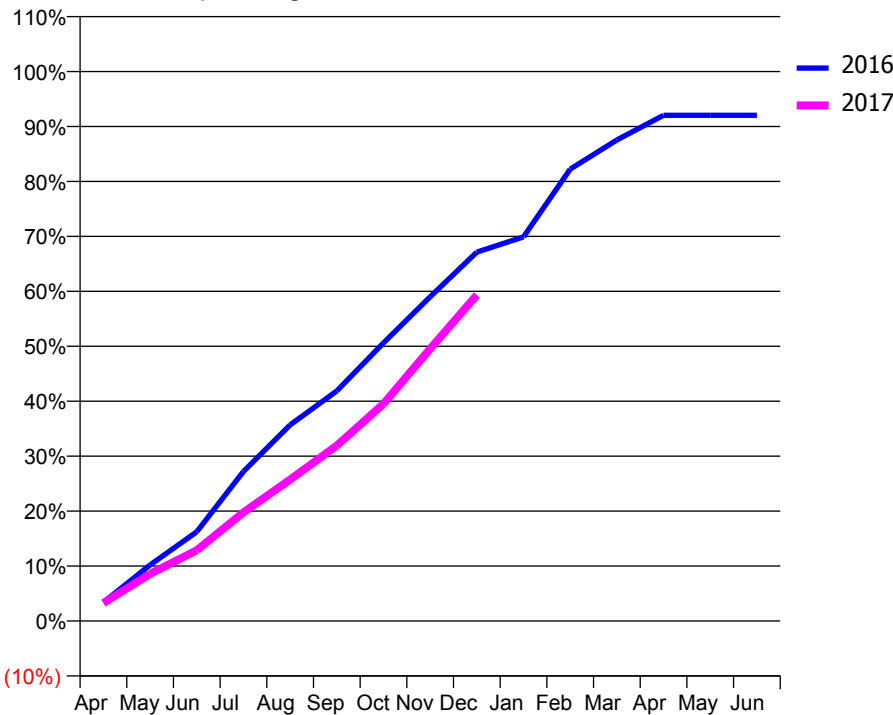
ACCESS*

Patients seen in 24 months	Total	Change since previous quarter
Quarter ending December 2015	2,520	
Quarter ending March 2016	2,503	→
Quarter ending June 2016	2,427	↓
Quarter ending September 2016	2,316	↓
Quarter ending December 2016	2,315	→
Variance since December 2015	(8.1%)	↓



ACTIVITY

Cumulative percentage of contracted UDA delivered 2016 & 2017



Month	Adjusted Scheduled Activity (UDA)	
	2016	2017
April	288	276
May	866	728
June	1,377	1,090
July	2,306	1,675
August	3,024	2,182
September	3,549	2,706
October	4,290	3,350
November	5,003	4,200
December	5,690	5,029
January	5,925	
February	6,971	
March	7,421	
April	7,802	
May	7,802	
June	7,802	

QUALITY

	Quantity	Base Number	Contract	AT	Region	England
% of FP17s for the same patient ID Re-attending within 3 months - Children	61	667	9.1%	10.3%	11.9%	12.4%
% of FP17s for the same patient ID Re-attending within 3 months - Adults	358	2,248	15.9%	15.1%	16.5%	16.6%
% of FP17s for the same patient ID Re-attending between 3 & 9 months - Children	472	667	70.8%	60.7%	60.2%	57.5%
% of FP17s for the same patient ID Re-attending between 3 & 9 months - Adults	1,452	2,248	64.6%	52.7%	52.0%	50.4%
% of FP17s for Band 1 Urgent Courses	181	2,731	6.6%	9.5%	9.5%	9.1%
% of FP17s Relating to Free Repair or Replacements	30	2,731	1.1%	0.7%	0.7%	0.8%
% of FP17s Relating to Continuations	32	2,731	1.2%	1.3%	1.2%	1.3%
% of Patients satisfied with the dentistry they have received	3	4	N/A	92.6%	92.9%	92.7%
% of Patients satisfied with the time they had to wait for an appointment	3	4	N/A	88.0%	88.8%	88.8%

* This is based on patients treated on this contract for their most recent course of treatment. Figures in italics indicate the base number of FP17s or Patient Questionnaire responses are less than 100. N/A is shown where the base number of responses is less than 10 during the period. % is calculated as Quantity/Base number*100

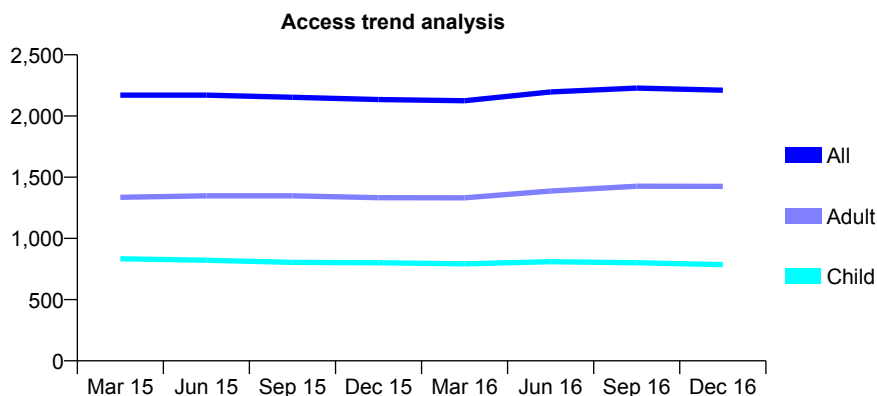
Q70 - Vital Signs At a Glance Contract Report for 810274/0001 - December 2016

Name or company name	MR TN DAVIES
Contract type name	GDS Contract
Purpose of contract	General
Contract start date	01/04/2006
Contract end date	

16/17 Contracted general activity (UDA)	4,857
Carry forward general activity (UDA)	36
16/17 Contracted orthodontic activity (UOA)	0
Carry forward orthodontic activity (UOA)	0
Baseline contract value	£116,980.48

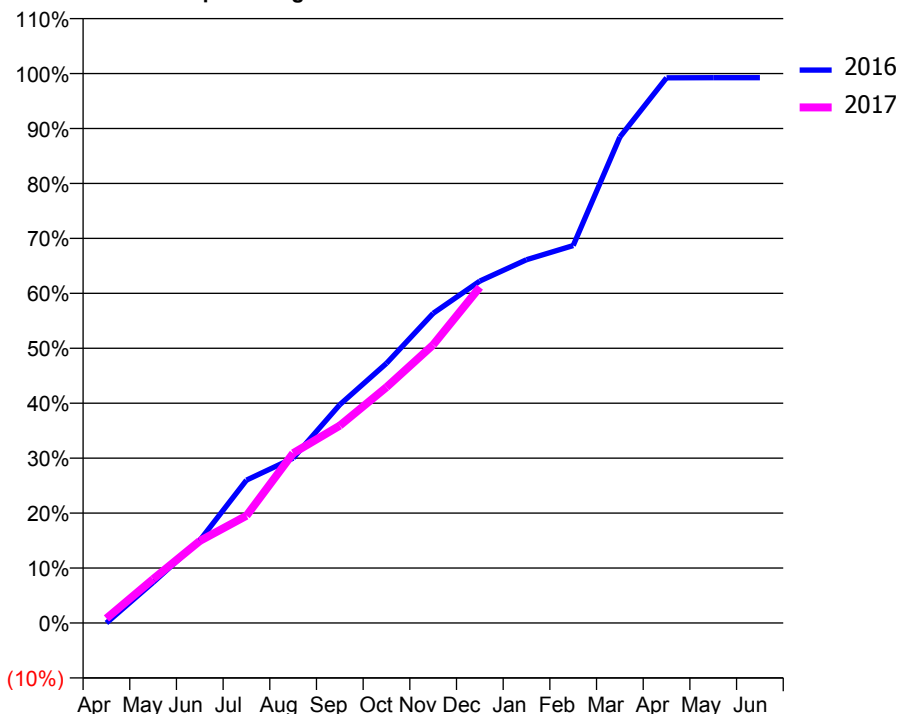
ACCESS*

Patients seen in 24 months	Total	Change since previous quarter
Quarter ending December 2015	2,134	
Quarter ending March 2016	2,125	→
Quarter ending June 2016	2,197	↑
Quarter ending September 2016	2,228	→
Quarter ending December 2016	2,211	→
Variance since December 2015	3.6%	↑



ACTIVITY

Cumulative percentage of contracted UDA delivered 2016 & 2017



Month	Adjusted Scheduled Activity (UDA)	
	2016	2017
April	0	40
May	359	388
June	730	725
July	1,263	948
August	1,458	1,501
September	1,930	1,745
October	2,295	2,085
November	2,737	2,460
December	3,023	2,968
January	3,212	
February	3,336	
March	4,295	
April	4,819	
May	4,820	
June	4,820	

QUALITY

	Quantity	Base Number	Contract	AT	Region	England
% of FP17s for the same patient ID Re-attending within 3 months - Children	60	949	6.3%	10.3%	11.9%	12.4%
% of FP17s for the same patient ID Re-attending within 3 months - Adults	201	1,560	12.9%	15.1%	16.5%	16.6%
% of FP17s for the same patient ID Re-attending between 3 & 9 months - Children	682	949	71.9%	60.7%	60.2%	57.5%
% of FP17s for the same patient ID Re-attending between 3 & 9 months - Adults	975	1,560	62.5%	52.7%	52.0%	50.4%
% of FP17s for Band 1 Urgent Courses	81	1,747	4.6%	9.5%	9.5%	9.1%
% of FP17s Relating to Free Repair or Replacements	8	1,747	0.5%	0.7%	0.7%	0.8%
% of FP17s Relating to Continuations	21	1,747	1.2%	1.3%	1.2%	1.3%
% of Patients satisfied with the dentistry they have received	8	8	N/A	92.6%	92.9%	92.7%
% of Patients satisfied with the time they had to wait for an appointment	8	8	N/A	88.0%	88.8%	88.8%

* This is based on patients treated on this contract for their most recent course of treatment. Figures in italics indicate the base number of FP17s or Patient Questionnaire responses are less than 100. N/A is shown where the base number of responses is less than 10 during the period. % is calculated as Quantity/Base number*100

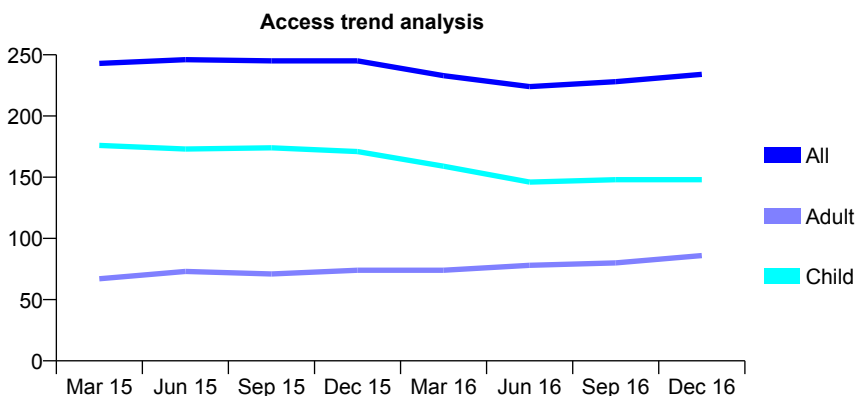
Q70 - Vital Signs At a Glance Contract Report for 811335/0001 - December 2016

Name or company name	MR R HERRON
Contract type name	GDS Contract
Purpose of contract	General
Contract start date	01/04/2006
Contract end date	

16/17 Contracted general activity (UDA)	400
Carry forward general activity (UDA)	-1
16/17 Contracted orthodontic activity (UOA)	0
Carry forward orthodontic activity (UOA)	0
Baseline contract value	£9,698.11

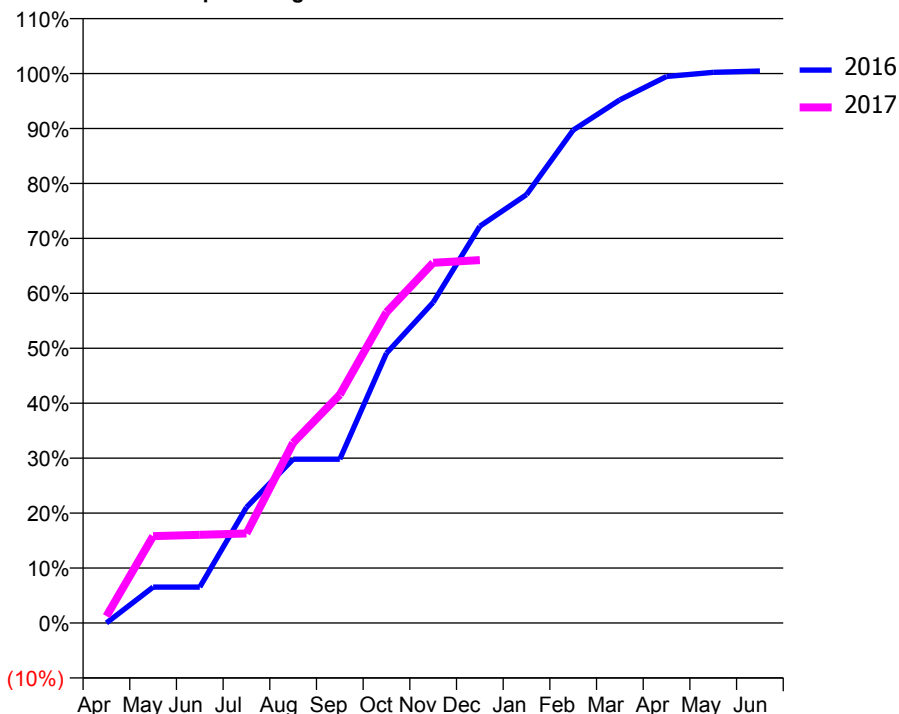
ACCESS*

Patients seen in 24 months	Total	Change since previous quarter
Quarter ending December 2015	245	
Quarter ending March 2016	233	↓
Quarter ending June 2016	224	↓
Quarter ending September 2016	228	→
Quarter ending December 2016	234	↑
Variance since December 2015	(4.5%)	↓



ACTIVITY

Cumulative percentage of contracted UDA delivered 2016 & 2017



Month	Adjusted Scheduled Activity (UDA)	
	2016	2017
April	0	5
May	26	63
June	26	64
July	84	65
August	119	131
September	119	166
October	196	226
November	233	262
December	289	264
January	312	
February	359	
March	381	
April	398	
May	401	
June	402	

QUALITY

	Quantity	Base Number	Contract	AT	Region	England
% of FP17s for the same patient ID Re-attending within 3 months - Children	1	159	0.6%	10.3%	11.9%	12.4%
% of FP17s for the same patient ID Re-attending within 3 months - Adults	5	44	11.4%	15.1%	16.5%	16.6%
% of FP17s for the same patient ID Re-attending between 3 & 9 months - Children	90	159	56.6%	60.7%	60.2%	57.5%
% of FP17s for the same patient ID Re-attending between 3 & 9 months - Adults	20	44	45.5%	52.7%	52.0%	50.4%
% of FP17s for Band 1 Urgent Courses	1	181	0.6%	9.5%	9.5%	9.1%
% of FP17s Relating to Free Repair or Replacements	0	181	0.0%	0.7%	0.7%	0.8%
% of FP17s Relating to Continuations	0	181	0.0%	1.3%	1.2%	1.3%
% of Patients satisfied with the dentistry they have received	0	0	N/A	92.6%	92.9%	92.7%
% of Patients satisfied with the time they had to wait for an appointment	0	0	N/A	88.0%	88.8%	88.8%

* This is based on patients treated on this contract for their most recent course of treatment. Figures in italics indicate the base number of FP17s or Patient Questionnaire responses are less than 100. N/A is shown where the base number of responses is less than 10 during the period. % is calculated as Quantity/Base number*100

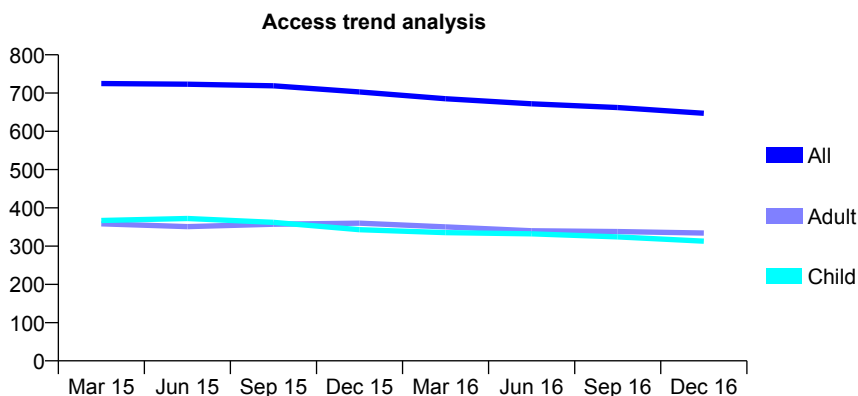
Q70 - Vital Signs At a Glance Contract Report for 813044/0001 - December 2016

Name or company name	MR SJ BABER
Contract type name	GDS Contract
Purpose of contract	General
Contract start date	01/04/2006
Contract end date	

16/17 Contracted general activity (UDA)	1,700
Carry forward general activity (UDA)	0
16/17 Contracted orthodontic activity (UOA)	0
Carry forward orthodontic activity (UOA)	0
Baseline contract value	£44,093.28

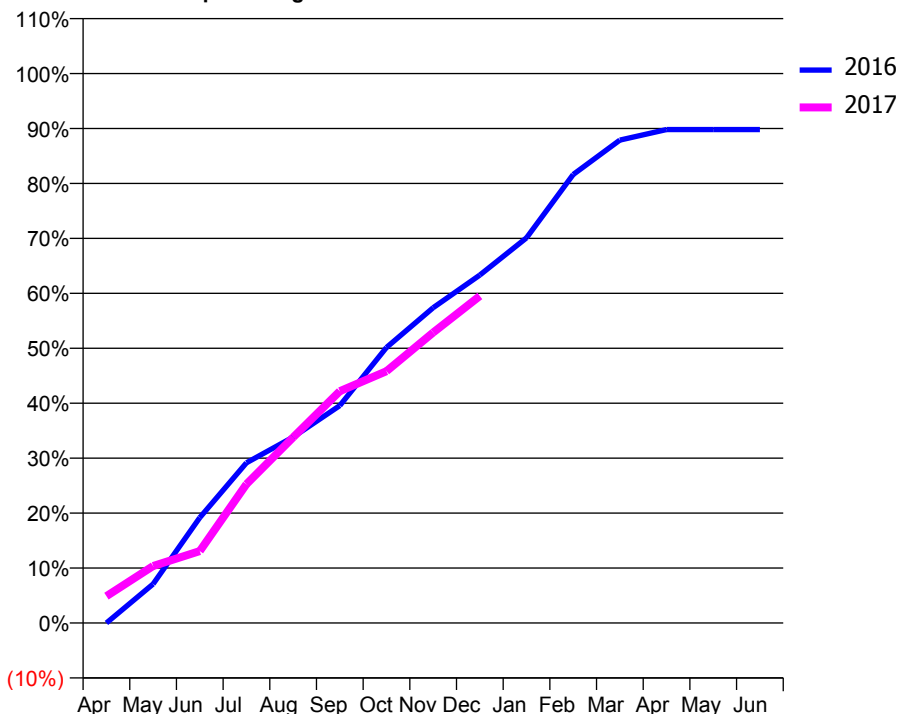
ACCESS*

Patients seen in 24 months	Total	Change since previous quarter
Quarter ending December 2015	703	
Quarter ending March 2016	685	↓
Quarter ending June 2016	672	↓
Quarter ending September 2016	662	↓
Quarter ending December 2016	647	↓
Variance since December 2015	(8.0%)	↓



ACTIVITY

Cumulative percentage of contracted UDA delivered 2016 & 2017



Month	Adjusted Scheduled Activity (UDA)	
	2016	2017
April	0	83
May	135	176
June	365	223
July	554	430
August	643	574
September	752	717
October	953	779
November	1,090	899
December	1,203	1,012
January	1,332	
February	1,551	
March	1,670	
April	1,706	
May	1,706	
June	1,706	

QUALITY

	Quantity	Base Number	Contract	AT	Region	England
% of FP17s for the same patient ID Re-attending within 3 months - Children	37	439	8.4%	10.3%	11.9%	12.4%
% of FP17s for the same patient ID Re-attending within 3 months - Adults	29	287	10.1%	15.1%	16.5%	16.6%
% of FP17s for the same patient ID Re-attending between 3 & 9 months - Children	334	439	76.1%	60.7%	60.2%	57.5%
% of FP17s for the same patient ID Re-attending between 3 & 9 months - Adults	196	287	68.3%	52.7%	52.0%	50.4%
% of FP17s for Band 1 Urgent Courses	44	691	6.4%	9.5%	9.5%	9.1%
% of FP17s Relating to Free Repair or Replacements	0	691	0.0%	0.7%	0.7%	0.8%
% of FP17s Relating to Continuations	9	691	1.3%	1.3%	1.2%	1.3%
% of Patients satisfied with the dentistry they have received	0	0	N/A	92.6%	92.9%	92.7%
% of Patients satisfied with the time they had to wait for an appointment	0	0	N/A	88.0%	88.8%	88.8%

* This is based on patients treated on this contract for their most recent course of treatment. Figures in italics indicate the base number of FP17s or Patient Questionnaire responses are less than 100. N/A is shown where the base number of responses is less than 10 during the period. % is calculated as Quantity/Base number*100

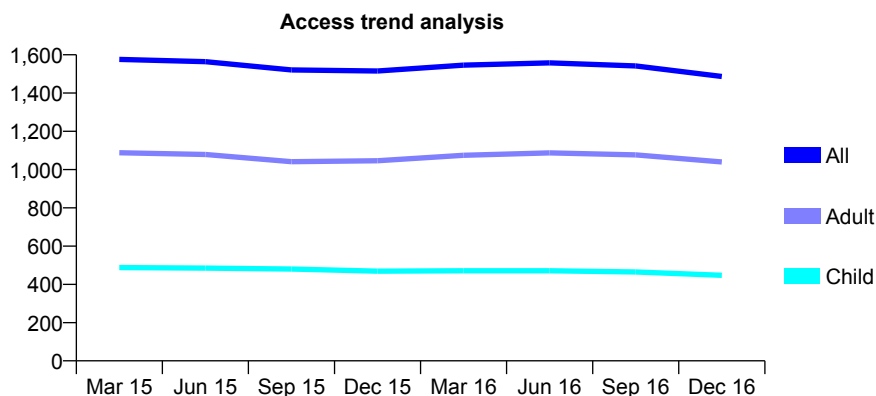
Q70 - Vital Signs At a Glance Contract Report for 813079/0001 - December 2016

Name or company name	MR AC MUNRO
Contract type name	GDS Contract
Purpose of contract	General
Contract start date	01/04/2006
Contract end date	

16/17 Contracted general activity (UDA)	1,800
Carry forward general activity (UDA)	0
16/17 Contracted orthodontic activity (UOA)	0
Carry forward orthodontic activity (UOA)	0
Baseline contract value	£45,287.78

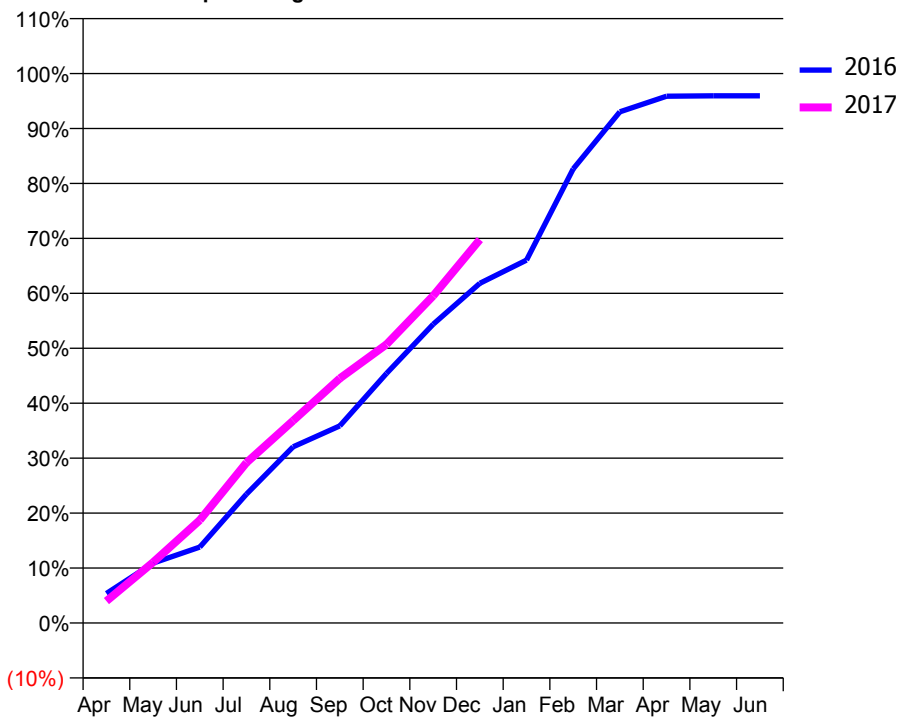
ACCESS*

Patients seen in 24 months	Total	Change since previous quarter
Quarter ending December 2015	1,515	
Quarter ending March 2016	1,546	↑
Quarter ending June 2016	1,558	→
Quarter ending September 2016	1,542	↓
Quarter ending December 2016	1,487	↓
Variance since December 2015	(1.8%)	↓



ACTIVITY

Cumulative percentage of contracted UDA delivered 2016 & 2017



Month	Adjusted Scheduled Activity (UDA)	
	2016	2017
April	97	72
May	196	199
June	249	337
July	422	525
August	577	663
September	646	801
October	817	913
November	979	1,072
December	1,113	1,256
January	1,189	
February	1,488	
March	1,675	
April	1,726	
May	1,727	
June	1,727	

QUALITY

	Quantity	Base Number	Contract	AT	Region	England
% of FP17s for the same patient ID Re-attending within 3 months - Children	30	442	6.8%	10.3%	11.9%	12.4%
% of FP17s for the same patient ID Re-attending within 3 months - Adults	103	818	12.6%	15.1%	16.5%	16.6%
% of FP17s for the same patient ID Re-attending between 3 & 9 months - Children	294	442	66.5%	60.7%	60.2%	57.5%
% of FP17s for the same patient ID Re-attending between 3 & 9 months - Adults	440	818	53.8%	52.7%	52.0%	50.4%
% of FP17s for Band 1 Urgent Courses	70	675	10.4%	9.5%	9.5%	9.1%
% of FP17s Relating to Free Repair or Replacements	4	675	0.6%	0.7%	0.7%	0.8%
% of FP17s Relating to Continuations	0	675	0.0%	1.3%	1.2%	1.3%
% of Patients satisfied with the dentistry they have received	1	1	N/A	92.6%	92.9%	92.7%
% of Patients satisfied with the time they had to wait for an appointment	0	1	N/A	88.0%	88.8%	88.8%

* This is based on patients treated on this contract for their most recent course of treatment. Figures in italics indicate the base number of FP17s or Patient Questionnaire responses are less than 100. N/A is shown where the base number of responses is less than 10 during the period. % is calculated as Quantity/Base number*100

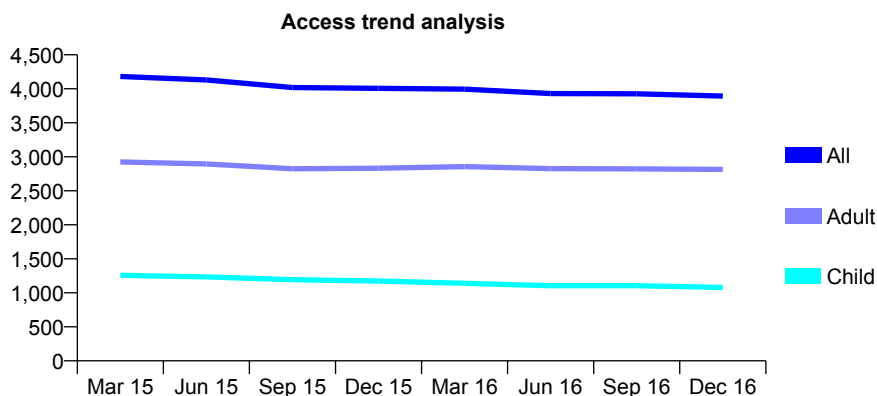
Q70 - Vital Signs At a Glance Contract Report for 817198/0001 - December 2016

Name or company name	MR RM WILLIAMS
Contract type name	GDS Contract
Purpose of contract	General
Contract start date	01/04/2006
Contract end date	

16/17 Contracted general activity (UDA)	11,000
Carry forward general activity (UDA)	0
16/17 Contracted orthodontic activity (UOA)	0
Carry forward orthodontic activity (UOA)	0
Baseline contract value	£315,688.44

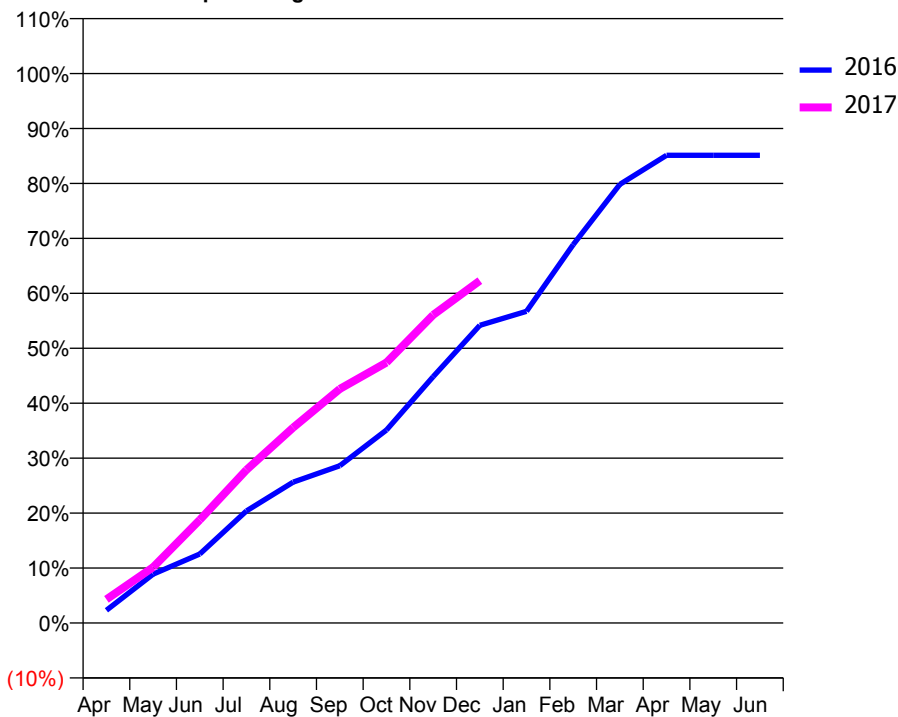
ACCESS*

Patients seen in 24 months	Total	Change since previous quarter
Quarter ending December 2015	4,007	
Quarter ending March 2016	3,996	→
Quarter ending June 2016	3,931	↓
Quarter ending September 2016	3,926	→
Quarter ending December 2016	3,893	→
Variance since December 2015	(2.8%)	↓



ACTIVITY

Cumulative percentage of contracted UDA delivered 2016 & 2017



Month	Adjusted Scheduled Activity (UDA)	
	2016	2017
April	255	474
May	978	1,116
June	1,382	2,064
July	2,243	3,067
August	2,820	3,913
September	3,148	4,687
October	3,863	5,214
November	4,933	6,169
December	5,959	6,852
January	6,239	
February	7,575	
March	8,780	
April	9,364	
May	9,363	
June	9,363	

QUALITY

	Quantity	Base Number	Contract	AT	Region	England
% of FP17s for the same patient ID Re-attending within 3 months - Children	131	1,419	9.2%	10.3%	11.9%	12.4%
% of FP17s for the same patient ID Re-attending within 3 months - Adults	423	2,465	17.2%	15.1%	16.5%	16.6%
% of FP17s for the same patient ID Re-attending between 3 & 9 months - Children	1,030	1,419	72.6%	60.7%	60.2%	57.5%
% of FP17s for the same patient ID Re-attending between 3 & 9 months - Adults	926	2,465	37.6%	52.7%	52.0%	50.4%
% of FP17s for Band 1 Urgent Courses	132	3,605	3.7%	9.5%	9.5%	9.1%
% of FP17s Relating to Free Repair or Replacements	60	3,605	1.7%	0.7%	0.7%	0.8%
% of FP17s Relating to Continuations	59	3,605	1.6%	1.3%	1.2%	1.3%
% of Patients satisfied with the dentistry they have received	5	5	N/A	92.6%	92.9%	92.7%
% of Patients satisfied with the time they had to wait for an appointment	5	5	N/A	88.0%	88.8%	88.8%

* This is based on patients treated on this contract for their most recent course of treatment. Figures in italics indicate the base number of FP17s or Patient Questionnaire responses are less than 100. N/A is shown where the base number of responses is less than 10 during the period. % is calculated as Quantity/Base number*100

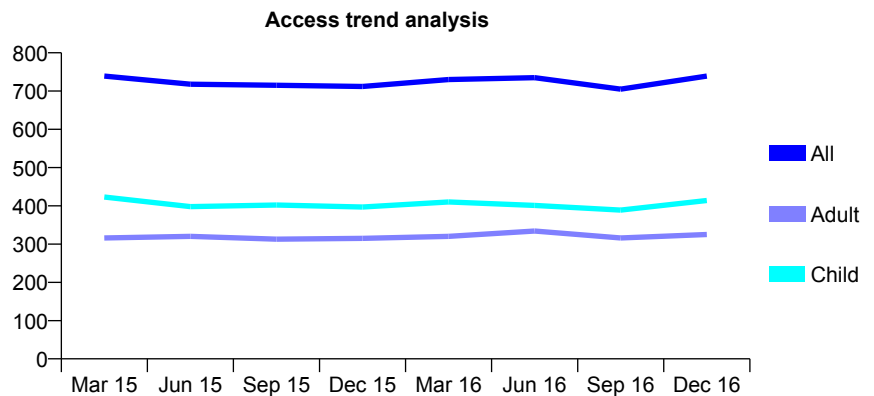
Q70 - Vital Signs At a Glance Contract Report for 820563/0001 - December 2016

Name or company name	MR MJ COLE
Contract type name	GDS Contract
Purpose of contract	General and Orthodontic
Contract start date	01/04/2006
Contract end date	

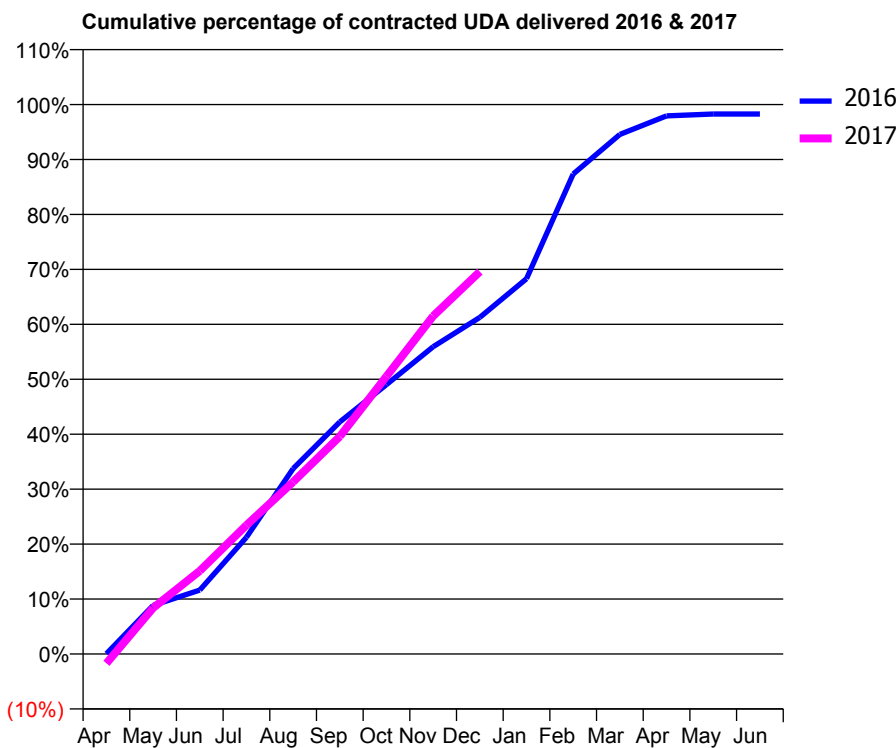
16/17 Contracted general activity (UDA)	1,870
Carry forward general activity (UDA)	32
16/17 Contracted orthodontic activity (UOA)	243
Carry forward orthodontic activity (UOA)	0
Baseline contract value	£63,685.63

ACCESS*

Patients seen in 24 months	Total	Change since previous quarter
Quarter ending December 2015	712	
Quarter ending March 2016	730	↑
Quarter ending June 2016	735	→
Quarter ending September 2016	705	↓
Quarter ending December 2016	739	↑
Variance since December 2015	3.8%	↑



ACTIVITY



Month	Adjusted Scheduled Activity (UDA)	
	2016	2017
April	1	-32
May	166	157
June	218	283
July	397	438
August	631	586
September	790	740
October	917	945
November	1,046	1,150
December	1,145	1,301
January	1,277	
February	1,633	
March	1,768	
April	1,831	
May	1,838	
June	1,838	

QUALITY

	Quantity	Base Number	Contract	AT	Region	England
% of FP17s for the same patient ID Re-attending within 3 months - Children	44	557	7.9%	10.3%	11.9%	12.4%
% of FP17s for the same patient ID Re-attending within 3 months - Adults	41	322	12.7%	15.1%	16.5%	16.6%
% of FP17s for the same patient ID Re-attending between 3 & 9 months - Children	340	557	61.0%	60.7%	60.2%	57.5%
% of FP17s for the same patient ID Re-attending between 3 & 9 months - Adults	172	322	53.4%	52.7%	52.0%	50.4%
% of FP17s for Band 1 Urgent Courses	41	802	5.1%	9.5%	9.5%	9.1%
% of FP17s Relating to Free Repair or Replacements	0	802	0.0%	0.7%	0.7%	0.8%
% of FP17s Relating to Continuations	0	802	0.0%	1.3%	1.2%	1.3%
% of Patients satisfied with the dentistry they have received	0	0	N/A	92.6%	92.9%	92.7%
% of Patients satisfied with the time they had to wait for an appointment	0	0	N/A	88.0%	88.8%	88.8%

* This is based on patients treated on this contract for their most recent course of treatment. Figures in italics indicate the base number of FP17s or Patient Questionnaire responses are less than 100. N/A is shown where the base number of responses is less than 10 during the period. % is calculated as Quantity/Base number*100

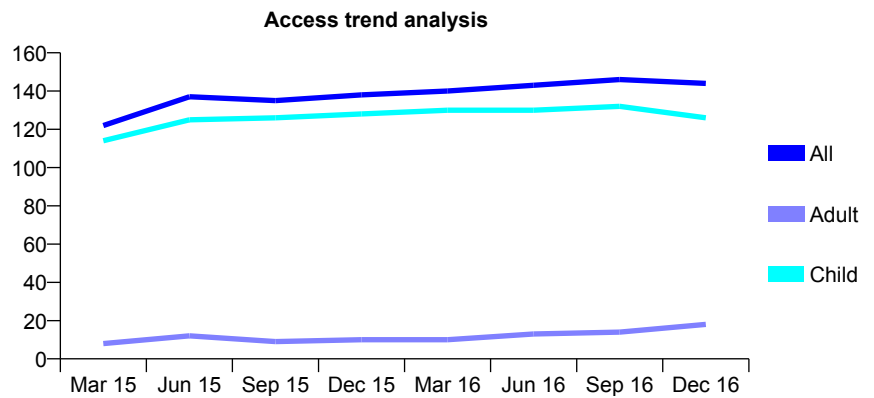
Q70 - Vital Signs At a Glance Contract Report for 825751/0001 - December 2016

Name or company name	MS BS SHIPLEY
Contract type name	GDS Contract
Purpose of contract	General
Contract start date	01/04/2006
Contract end date	

16/17 Contracted general activity (UDA)	316
Carry forward general activity (UDA)	0
16/17 Contracted orthodontic activity (UOA)	0
Carry forward orthodontic activity (UOA)	0
Baseline contract value	£9,859.67

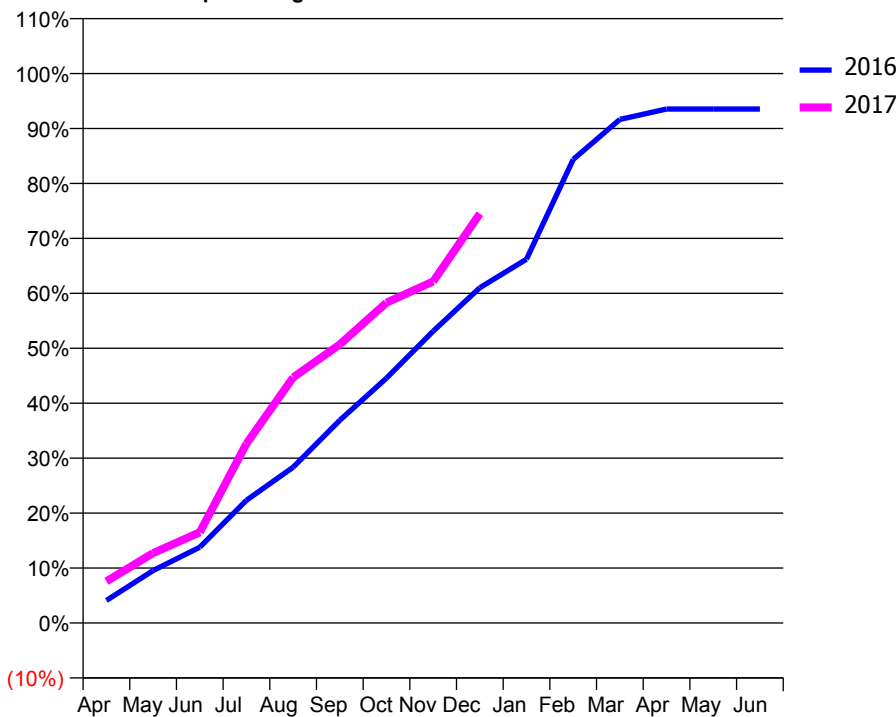
ACCESS*

Patients seen in 24 months	Total	Change since previous quarter
Quarter ending December 2015	138	
Quarter ending March 2016	140	→
Quarter ending June 2016	143	↑
Quarter ending September 2016	146	↑
Quarter ending December 2016	144	↓
Variance since December 2015	4.3%	↑



ACTIVITY

Cumulative percentage of contracted UDA delivered 2016 & 2017



Month	Adjusted Scheduled Activity (UDA)	
	2016	2017
April	13	24
May	30	40
June	44	52
July	71	103
August	90	141
September	117	160
October	141	184
November	168	196
December	193	235
January	209	
February	267	
March	290	
April	296	
May	296	
June	296	

QUALITY

	Quantity	Base Number	Contract	AT	Region	England
% of FP17s for the same patient ID Re-attending within 3 months - Children	8	160	5.0%	10.3%	11.9%	12.4%
% of FP17s for the same patient ID Re-attending within 3 months - Adults	0	7	0.0%	15.1%	16.5%	16.6%
% of FP17s for the same patient ID Re-attending between 3 & 9 months - Children	114	160	71.3%	60.7%	60.2%	57.5%
% of FP17s for the same patient ID Re-attending between 3 & 9 months - Adults	3	7	42.9%	52.7%	52.0%	50.4%
% of FP17s for Band 1 Urgent Courses	2	162	1.2%	9.5%	9.5%	9.1%
% of FP17s Relating to Free Repair or Replacements	0	162	0.0%	0.7%	0.7%	0.8%
% of FP17s Relating to Continuations	0	162	0.0%	1.3%	1.2%	1.3%
% of Patients satisfied with the dentistry they have received	0	0	N/A	92.6%	92.9%	92.7%
% of Patients satisfied with the time they had to wait for an appointment	0	0	N/A	88.0%	88.8%	88.8%

* This is based on patients treated on this contract for their most recent course of treatment. Figures in italics indicate the base number of FP17s or Patient Questionnaire responses are less than 100. N/A is shown where the base number of responses is less than 10 during the period. % is calculated as Quantity/Base number*100

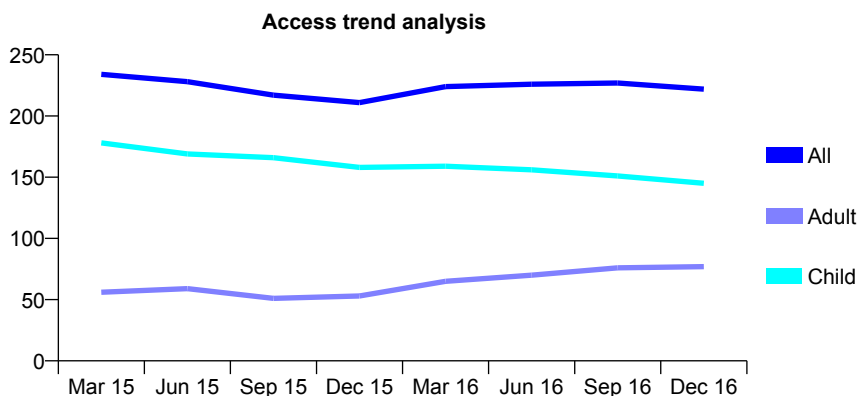
Q70 - Vital Signs At a Glance Contract Report for 825751/0002 - December 2016

Name or company name	MS BS SHIPLEY
Contract type name	GDS Contract
Purpose of contract	General
Contract start date	01/04/2006
Contract end date	

16/17 Contracted general activity (UDA)	539
Carry forward general activity (UDA)	19
16/17 Contracted orthodontic activity (UOA)	0
Carry forward orthodontic activity (UOA)	0
Baseline contract value	£13,967.40

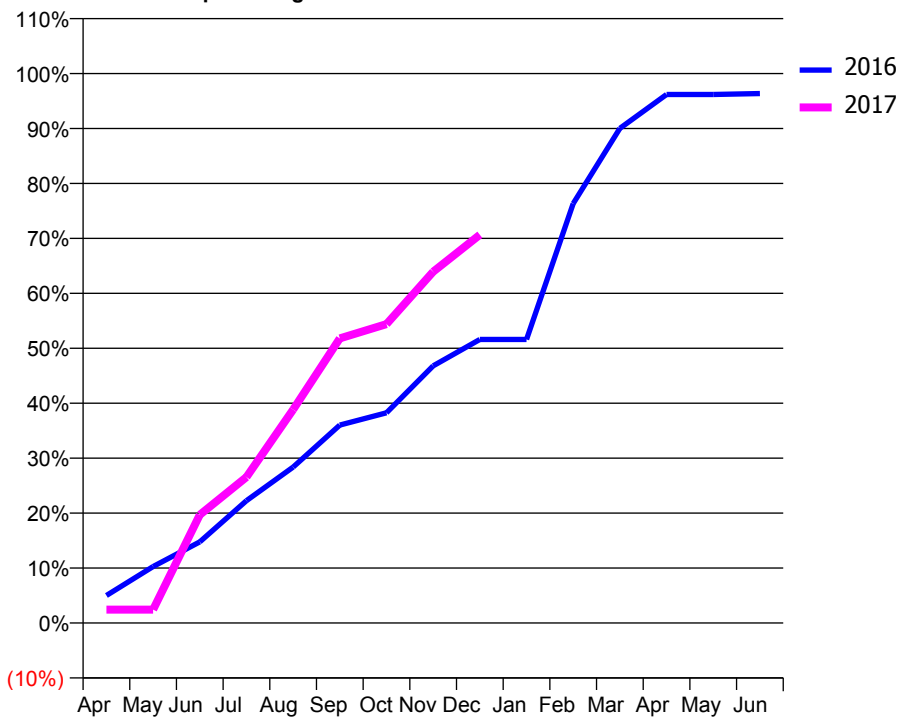
ACCESS*

Patients seen in 24 months	Total	Change since previous quarter
Quarter ending December 2015	211	
Quarter ending March 2016	224	↑
Quarter ending June 2016	226	→
Quarter ending September 2016	227	→
Quarter ending December 2016	222	↓
Variance since December 2015	5.2%	↑



ACTIVITY

Cumulative percentage of contracted UDA delivered 2016 & 2017



Adjusted Scheduled Activity (UDA)

Month	2016	2017
April	27	13
May	55	13
June	80	106
July	120	143
August	153	209
September	194	279
October	206	293
November	252	345
December	278	381
January	278	
February	411	
March	485	
April	518	
May	518	
June	519	

QUALITY

	Quantity	Base Number	Contract	AT	Region	England
% of FP17s for the same patient ID Re-attending within 3 months - Children	23	194	11.9%	10.3%	11.9%	12.4%
% of FP17s for the same patient ID Re-attending within 3 months - Adults	7	49	14.3%	15.1%	16.5%	16.6%
% of FP17s for the same patient ID Re-attending between 3 & 9 months - Children	121	194	62.4%	60.7%	60.2%	57.5%
% of FP17s for the same patient ID Re-attending between 3 & 9 months - Adults	17	49	34.7%	52.7%	52.0%	50.4%
% of FP17s for Band 1 Urgent Courses	14	229	6.1%	9.5%	9.5%	9.1%
% of FP17s Relating to Free Repair or Replacements	0	229	0.0%	0.7%	0.7%	0.8%
% of FP17s Relating to Continuations	0	229	0.0%	1.3%	1.2%	1.3%
% of Patients satisfied with the dentistry they have received	0	0	N/A	92.6%	92.9%	92.7%
% of Patients satisfied with the time they had to wait for an appointment	0	0	N/A	88.0%	88.8%	88.8%

* This is based on patients treated on this contract for their most recent course of treatment. Figures in italics indicate the base number of FP17s or Patient Questionnaire responses are less than 100. N/A is shown where the base number of responses is less than 10 during the period. % is calculated as Quantity/Base number*100

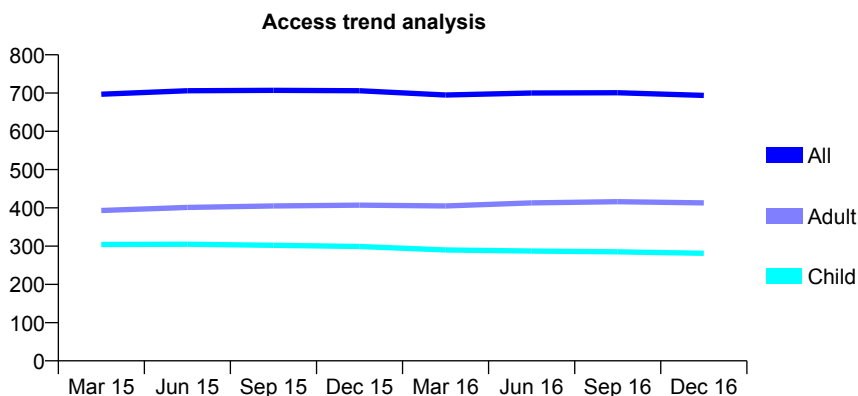
Q70 - Vital Signs At a Glance Contract Report for 830127/0001 - December 2016

Name or company name	MR HM MORTON
Contract type name	GDS Contract
Purpose of contract	General
Contract start date	01/04/2006
Contract end date	

16/17 Contracted general activity (UDA)	1,820
Carry forward general activity (UDA)	0
16/17 Contracted orthodontic activity (UOA)	0
Carry forward orthodontic activity (UOA)	0
Baseline contract value	£51,972.22

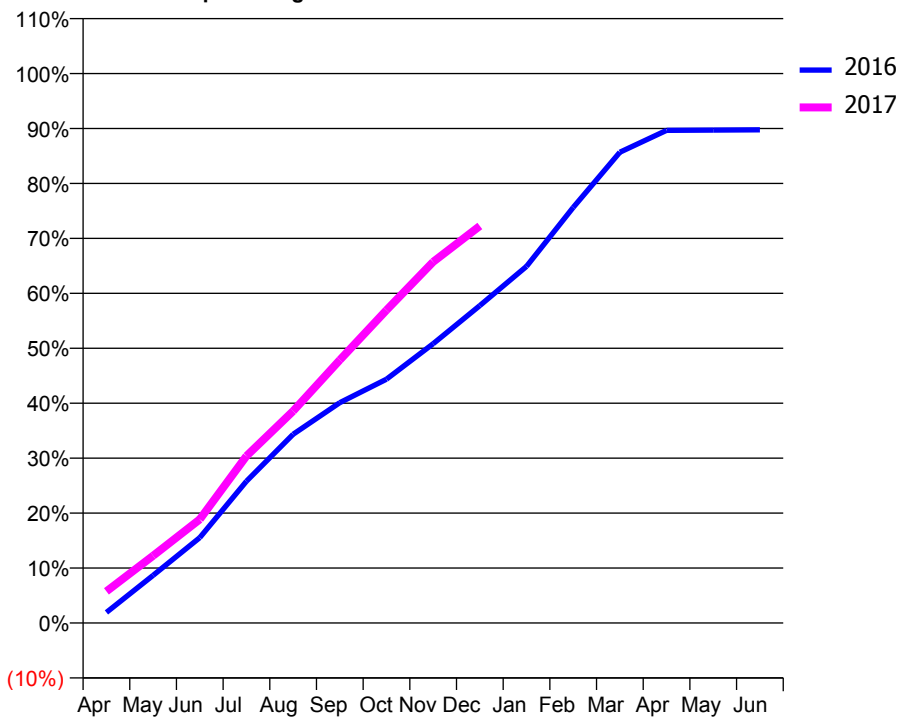
ACCESS*

Patients seen in 24 months	Total	Change since previous quarter
Quarter ending December 2015	706	
Quarter ending March 2016	695	↓
Quarter ending June 2016	700	→
Quarter ending September 2016	701	→
Quarter ending December 2016	694	→
Variance since December 2015	(1.7%)	↓



ACTIVITY

Cumulative percentage of contracted UDA delivered 2016 & 2017



Adjusted Scheduled Activity (UDA)		
Month	2016	2017
April	35	105
May	158	223
June	283	343
July	470	553
August	625	702
September	730	871
October	808	1,036
November	925	1,196
December	1,051	1,315
January	1,181	
February	1,376	
March	1,559	
April	1,632	
May	1,633	
June	1,634	

QUALITY

	Quantity	Base Number	Contract	AT	Region	England
% of FP17s for the same patient ID Re-attending within 3 months - Children	18	334	5.4%	10.3%	11.9%	12.4%
% of FP17s for the same patient ID Re-attending within 3 months - Adults	44	383	11.5%	15.1%	16.5%	16.6%
% of FP17s for the same patient ID Re-attending between 3 & 9 months - Children	208	334	62.3%	60.7%	60.2%	57.5%
% of FP17s for the same patient ID Re-attending between 3 & 9 months - Adults	205	383	53.5%	52.7%	52.0%	50.4%
% of FP17s for Band 1 Urgent Courses	20	680	2.9%	9.5%	9.5%	9.1%
% of FP17s Relating to Free Repair or Replacements	7	680	1.0%	0.7%	0.7%	0.8%
% of FP17s Relating to Continuations	1	680	0.1%	1.3%	1.2%	1.3%
% of Patients satisfied with the dentistry they have received	1	1	N/A	92.6%	92.9%	92.7%
% of Patients satisfied with the time they had to wait for an appointment	1	1	N/A	88.0%	88.8%	88.8%

* This is based on patients treated on this contract for their most recent course of treatment. Figures in italics indicate the base number of FP17s or Patient Questionnaire responses are less than 100. N/A is shown where the base number of responses is less than 10 during the period. % is calculated as Quantity/Base number*100

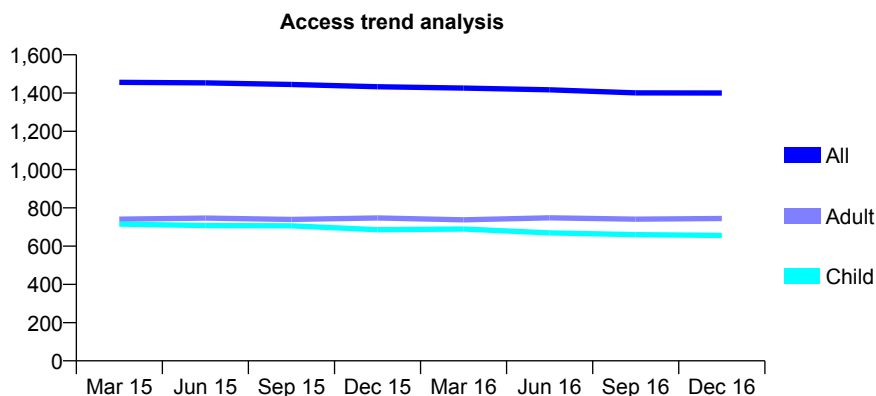
Q70 - Vital Signs At a Glance Contract Report for 832057/0001 - December 2016

Name or company name	MR JR ROTHMAN
Contract type name	GDS Contract
Purpose of contract	General
Contract start date	01/04/2006
Contract end date	

16/17 Contracted general activity (UDA)	3,852
Carry forward general activity (UDA)	0
16/17 Contracted orthodontic activity (UOA)	0
Carry forward orthodontic activity (UOA)	0
Baseline contract value	£88,241.99

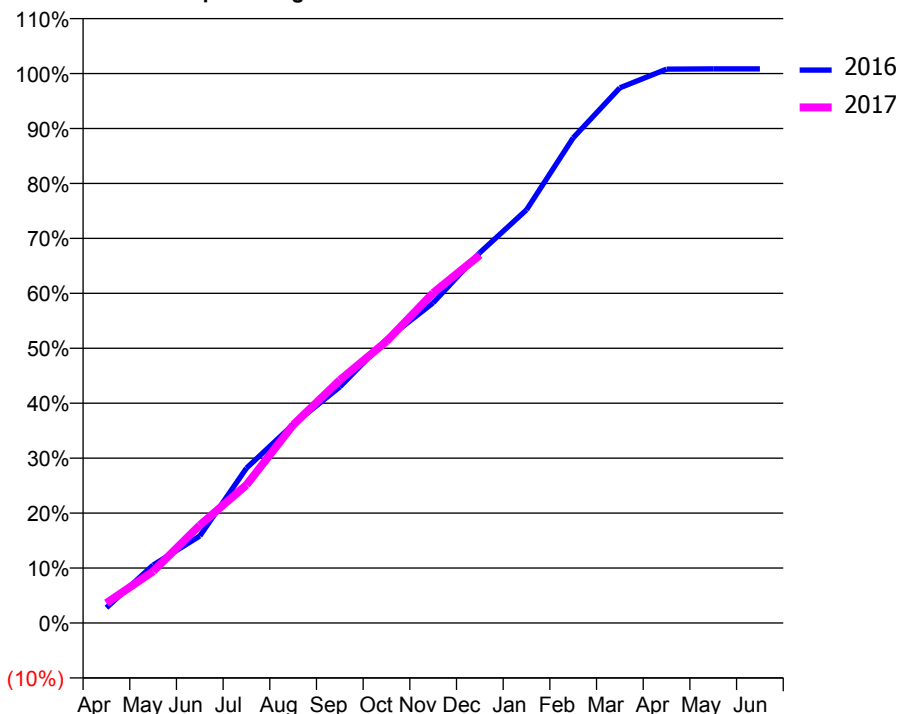
ACCESS*

Patients seen in 24 months	Total	Change since previous quarter
Quarter ending December 2015	1,433	
Quarter ending March 2016	1,426	→
Quarter ending June 2016	1,417	→
Quarter ending September 2016	1,401	↓
Quarter ending December 2016	1,400	→
Variance since December 2015	(2.3%)	↓



ACTIVITY

Cumulative percentage of contracted UDA delivered 2016 & 2017



Month	Adjusted Scheduled Activity (UDA)	
	2016	2017
April	107	140
May	406	362
June	610	686
July	1,086	968
August	1,392	1,389
September	1,655	1,703
October	1,989	1,975
November	2,244	2,314
December	2,596	2,579
January	2,896	
February	3,402	
March	3,752	
April	3,883	
May	3,885	
June	3,885	

QUALITY

	Quantity	Base Number	Contract	AT	Region	England
% of FP17s for the same patient ID Re-attending within 3 months - Children	73	860	8.5%	10.3%	11.9%	12.4%
% of FP17s for the same patient ID Re-attending within 3 months - Adults	118	854	13.8%	15.1%	16.5%	16.6%
% of FP17s for the same patient ID Re-attending between 3 & 9 months - Children	619	860	72.0%	60.7%	60.2%	57.5%
% of FP17s for the same patient ID Re-attending between 3 & 9 months - Adults	606	854	71.0%	52.7%	52.0%	50.4%
% of FP17s for Band 1 Urgent Courses	82	1,631	5.0%	9.5%	9.5%	9.1%
% of FP17s Relating to Free Repair or Replacements	13	1,631	0.8%	0.7%	0.7%	0.8%
% of FP17s Relating to Continuations	9	1,631	0.6%	1.3%	1.2%	1.3%
% of Patients satisfied with the dentistry they have received	1	1	N/A	92.6%	92.9%	92.7%
% of Patients satisfied with the time they had to wait for an appointment	1	1	N/A	88.0%	88.8%	88.8%

* This is based on patients treated on this contract for their most recent course of treatment. Figures in italics indicate the base number of FP17s or Patient Questionnaire responses are less than 100. N/A is shown where the base number of responses is less than 10 during the period. % is calculated as Quantity/Base number*100

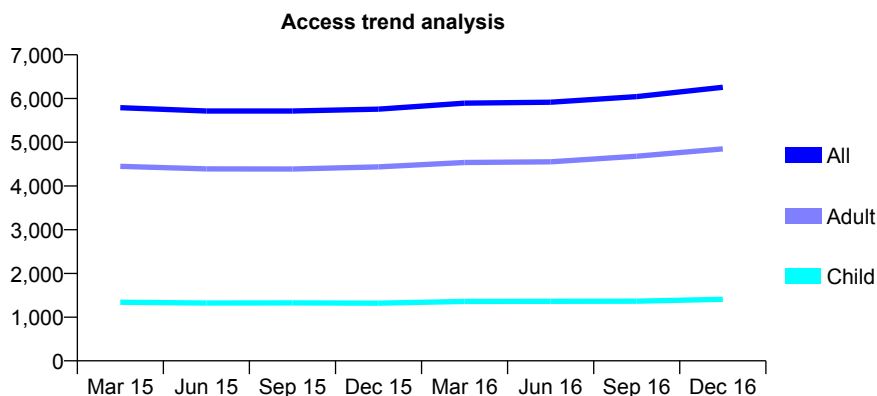
Q70 - Vital Signs At a Glance Contract Report for 841102/0001 - December 2016

Name or company name	Pro-Dent Dental Partnership
Contract type name	GDS Contract
Purpose of contract	General
Contract start date	01/04/2006
Contract end date	

16/17 Contracted general activity (UDA)	20,757
Carry forward general activity (UDA)	0
16/17 Contracted orthodontic activity (UOA)	0
Carry forward orthodontic activity (UOA)	0
Baseline contract value	£539,166.96

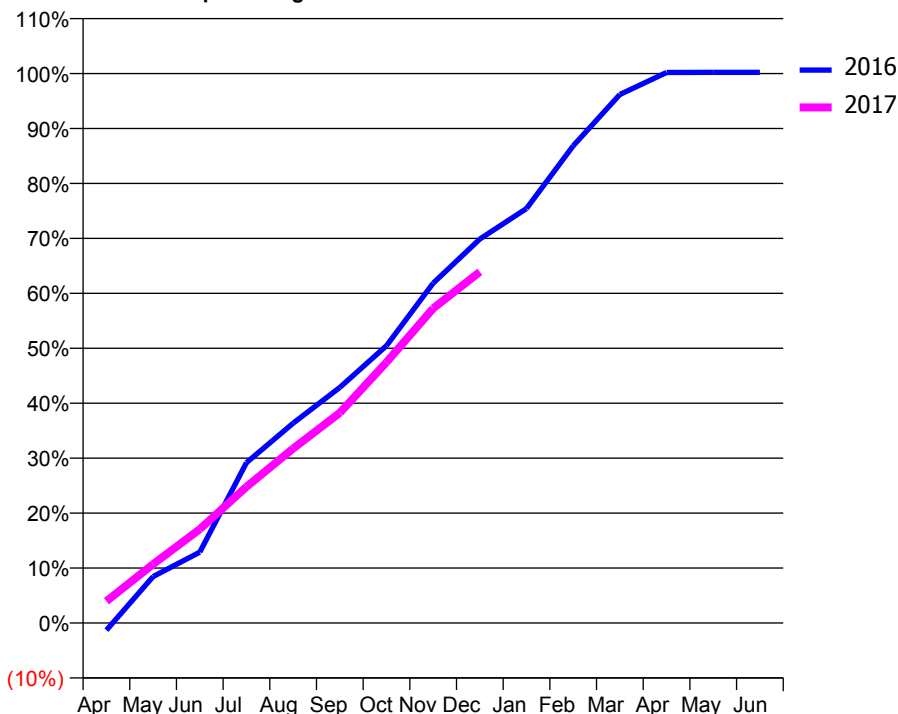
ACCESS*

Patients seen in 24 months	Total	Change since previous quarter
Quarter ending December 2015	5,756	
Quarter ending March 2016	5,895	↑
Quarter ending June 2016	5,915	→
Quarter ending September 2016	6,045	↑
Quarter ending December 2016	6,257	↑
Variance since December 2015	8.7%	↑



ACTIVITY

Cumulative percentage of contracted UDA delivered 2016 & 2017



Month	Adjusted Scheduled Activity (UDA)	
	2016	2017
April	-273	822
May	1,755	2,226
June	2,678	3,542
July	6,055	5,145
August	7,547	6,589
September	8,897	7,943
October	10,475	9,849
November	12,835	11,885
December	14,502	13,267
January	15,660	
February	18,024	
March	19,964	
April	20,794	
May	20,799	
June	20,799	

QUALITY

	Quantity	Base Number	Contract	AT	Region	England
% of FP17s for the same patient ID Re-attending within 3 months - Children	58	1,360	4.3%	10.3%	11.9%	12.4%
% of FP17s for the same patient ID Re-attending within 3 months - Adults	331	4,260	7.8%	15.1%	16.5%	16.6%
% of FP17s for the same patient ID Re-attending between 3 & 9 months - Children	629	1,360	46.3%	60.7%	60.2%	57.5%
% of FP17s for the same patient ID Re-attending between 3 & 9 months - Adults	1,857	4,260	43.6%	52.7%	52.0%	50.4%
% of FP17s for Band 1 Urgent Courses	527	5,317	9.9%	9.5%	9.5%	9.1%
% of FP17s Relating to Free Repair or Replacements	11	5,317	0.2%	0.7%	0.7%	0.8%
% of FP17s Relating to Continuations	30	5,317	0.6%	1.3%	1.2%	1.3%
% of Patients satisfied with the dentistry they have received	10	10	100.0%	92.6%	92.9%	92.7%
% of Patients satisfied with the time they had to wait for an appointment	10	10	100.0%	88.0%	88.8%	88.8%

* This is based on patients treated on this contract for their most recent course of treatment. Figures in italics indicate the base number of FP17s or Patient Questionnaire responses are less than 100. N/A is shown where the base number of responses is less than 10 during the period. % is calculated as Quantity/Base number*100

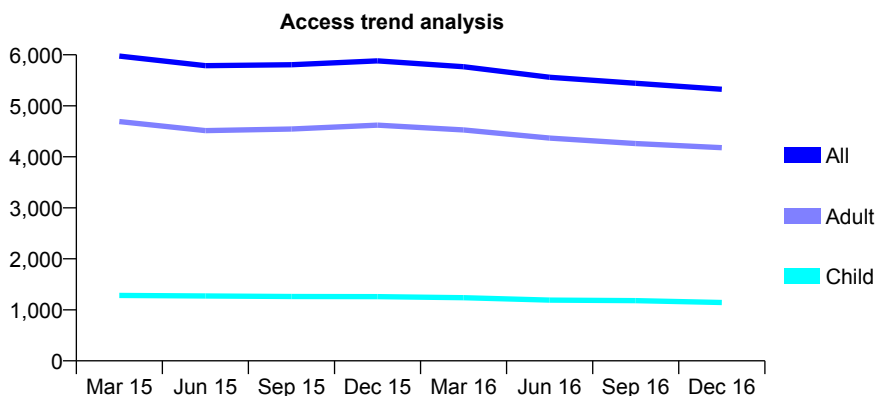
Q70 - Vital Signs At a Glance Contract Report for 841692/0001 - December 2016

Name or company name	Perfect Smile Cosham Partnership
Contract type name	GDS Contract
Purpose of contract	General
Contract start date	01/04/2006
Contract end date	

16/17 Contracted general activity (UDA)	15,739
Carry forward general activity (UDA)	0
16/17 Contracted orthodontic activity (UOA)	0
Carry forward orthodontic activity (UOA)	0
Baseline contract value	£402,437.30

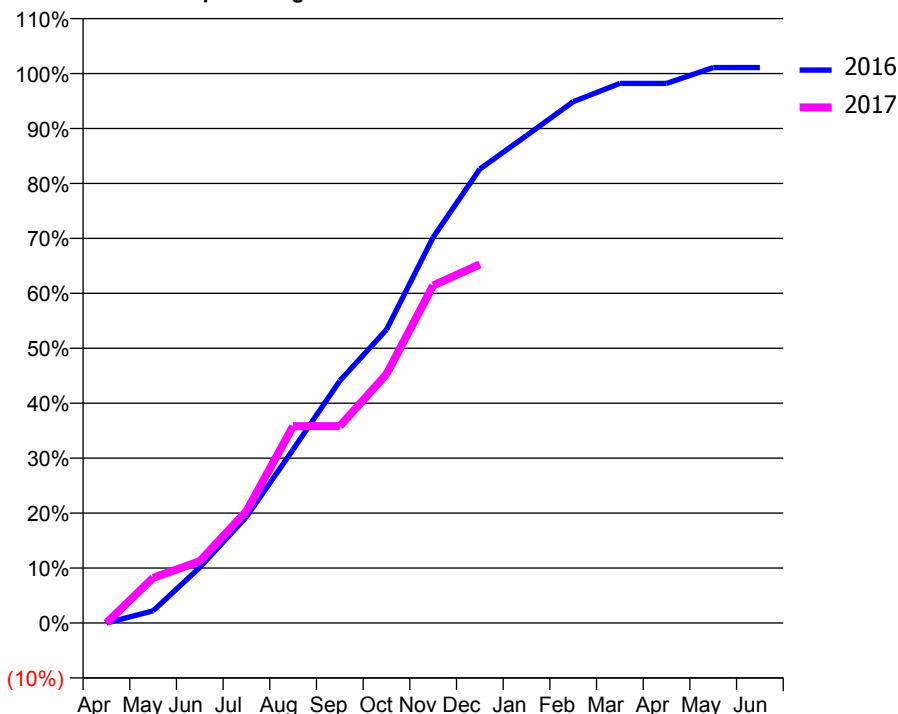
ACCESS*

Patients seen in 24 months	Total	Change since previous quarter
Quarter ending December 2015	5,882	
Quarter ending March 2016	5,766	↓
Quarter ending June 2016	5,560	↓
Quarter ending September 2016	5,441	↓
Quarter ending December 2016	5,324	↓
Variance since December 2015	(9.5%)	↓



ACTIVITY

Cumulative percentage of contracted UDA delivered 2016 & 2017



Month	Adjusted Scheduled Activity (UDA)	
	2016	2017
April	0	0
May	350	1,295
June	1,590	1,771
July	3,043	3,207
August	4,969	5,640
September	6,937	5,640
October	8,401	7,127
November	11,048	9,670
December	13,005	10,272
January	13,962	
February	14,933	
March	15,453	
April	15,453	
May	15,911	
June	15,911	

QUALITY

	Quantity	Base Number	Contract	AT	Region	England
% of FP17s for the same patient ID Re-attending within 3 months - Children	84	1,105	7.6%	10.3%	11.9%	12.4%
% of FP17s for the same patient ID Re-attending within 3 months - Adults	445	4,061	11.0%	15.1%	16.5%	16.6%
% of FP17s for the same patient ID Re-attending between 3 & 9 months - Children	703	1,105	63.6%	60.7%	60.2%	57.5%
% of FP17s for the same patient ID Re-attending between 3 & 9 months - Adults	1,396	4,061	34.4%	52.7%	52.0%	50.4%
% of FP17s for Band 1 Urgent Courses	247	4,910	5.0%	9.5%	9.5%	9.1%
% of FP17s Relating to Free Repair or Replacements	25	4,910	0.5%	0.7%	0.7%	0.8%
% of FP17s Relating to Continuations	39	4,910	0.8%	1.3%	1.2%	1.3%
% of Patients satisfied with the dentistry they have received	5	6	N/A	92.6%	92.9%	92.7%
% of Patients satisfied with the time they had to wait for an appointment	6	6	N/A	88.0%	88.8%	88.8%

* This is based on patients treated on this contract for their most recent course of treatment. Figures in italics indicate the base number of FP17s or Patient Questionnaire responses are less than 100. N/A is shown where the base number of responses is less than 10 during the period. % is calculated as Quantity/Base number*100

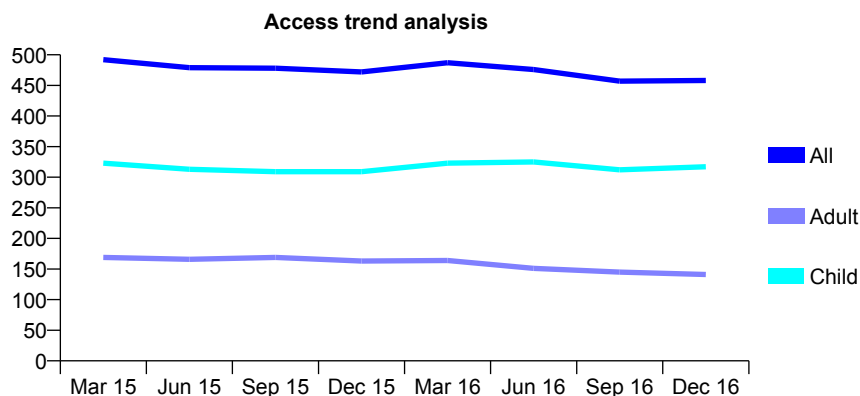
Q70 - Vital Signs At a Glance Contract Report for 842052/0001 - December 2016

Name or company name	MR RD HALDERTHAY
Contract type name	GDS Contract
Purpose of contract	General
Contract start date	01/04/2006
Contract end date	

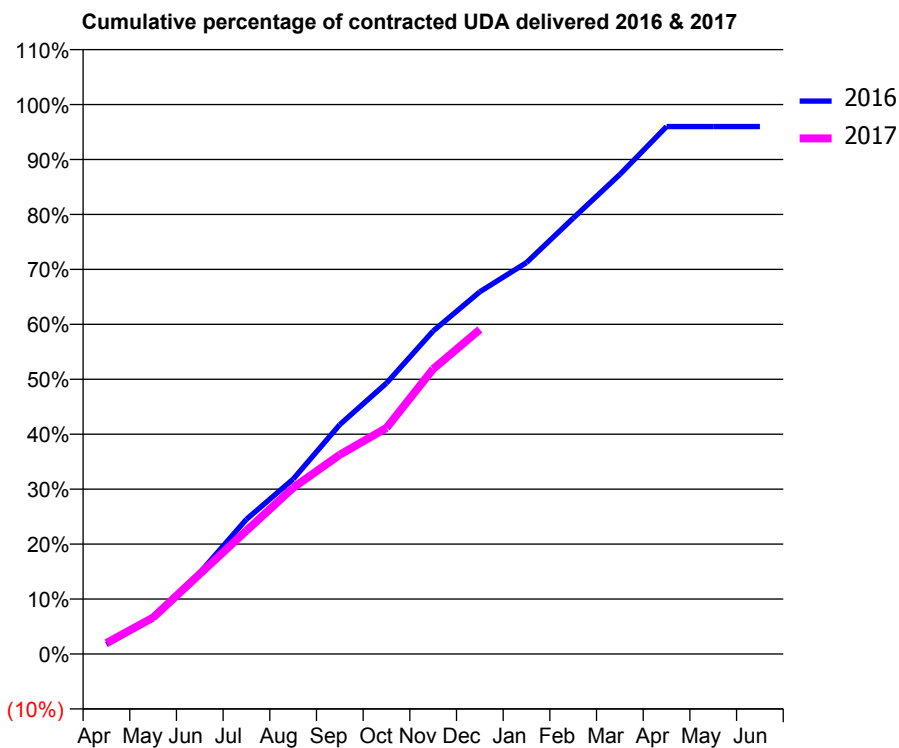
16/17 Contracted general activity (UDA)	1,150
Carry forward general activity (UDA)	46
16/17 Contracted orthodontic activity (UOA)	0
Carry forward orthodontic activity (UOA)	0
Baseline contract value	£26,501.75

ACCESS*

Patients seen in 24 months	Total	Change since previous quarter
Quarter ending December 2015	472	
Quarter ending March 2016	487	↑
Quarter ending June 2016	476	↓
Quarter ending September 2016	457	↓
Quarter ending December 2016	458	→
Variance since December 2015	(3.0%)	↓



ACTIVITY



Month	Adjusted Scheduled Activity (UDA)	
	2016	2017
April	20	23
May	75	76
June	170	168
July	282	258
August	366	348
September	480	417
October	567	473
November	676	596
December	758	679
January	819	
February	912	
March	1,004	
April	1,104	
May	1,104	
June	1,104	

QUALITY

	Quantity	Base Number	Contract	AT	Region	England
% of FP17s for the same patient ID Re-attending within 3 months - Children	23	429	5.4%	10.3%	11.9%	12.4%
% of FP17s for the same patient ID Re-attending within 3 months - Adults	31	164	18.9%	15.1%	16.5%	16.6%
% of FP17s for the same patient ID Re-attending between 3 & 9 months - Children	295	429	68.8%	60.7%	60.2%	57.5%
% of FP17s for the same patient ID Re-attending between 3 & 9 months - Adults	108	164	65.9%	52.7%	52.0%	50.4%
% of FP17s for Band 1 Urgent Courses	15	529	2.8%	9.5%	9.5%	9.1%
% of FP17s Relating to Free Repair or Replacements	0	529	0.0%	0.7%	0.7%	0.8%
% of FP17s Relating to Continuations	11	529	2.1%	1.3%	1.2%	1.3%
% of Patients satisfied with the dentistry they have received	0	0	N/A	92.6%	92.9%	92.7%
% of Patients satisfied with the time they had to wait for an appointment	0	0	N/A	88.0%	88.8%	88.8%

* This is based on patients treated on this contract for their most recent course of treatment. Figures in italics indicate the base number of FP17s or Patient Questionnaire responses are less than 100. N/A is shown where the base number of responses is less than 10 during the period. % is calculated as Quantity/Base number*100

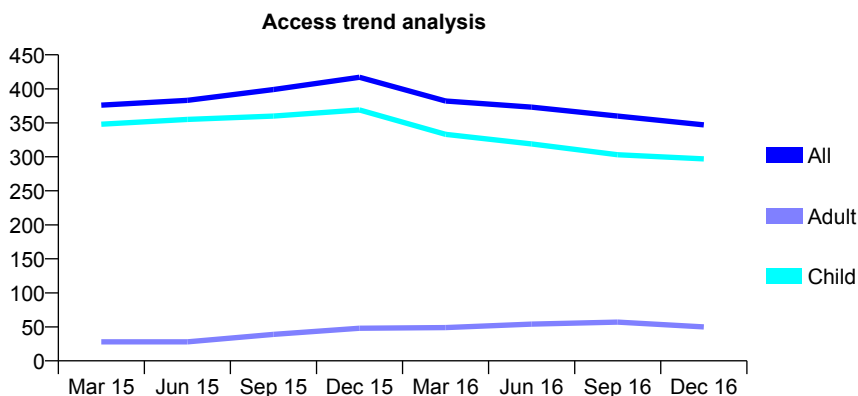
Q70 - Vital Signs At a Glance Contract Report for 843466/0001 - December 2016

Name or company name	MRS B AMADI
Contract type name	GDS Contract
Purpose of contract	General
Contract start date	01/04/2006
Contract end date	

16/17 Contracted general activity (UDA)	894
Carry forward general activity (UDA)	0
16/17 Contracted orthodontic activity (UOA)	0
Carry forward orthodontic activity (UOA)	0
Baseline contract value	£18,927.10

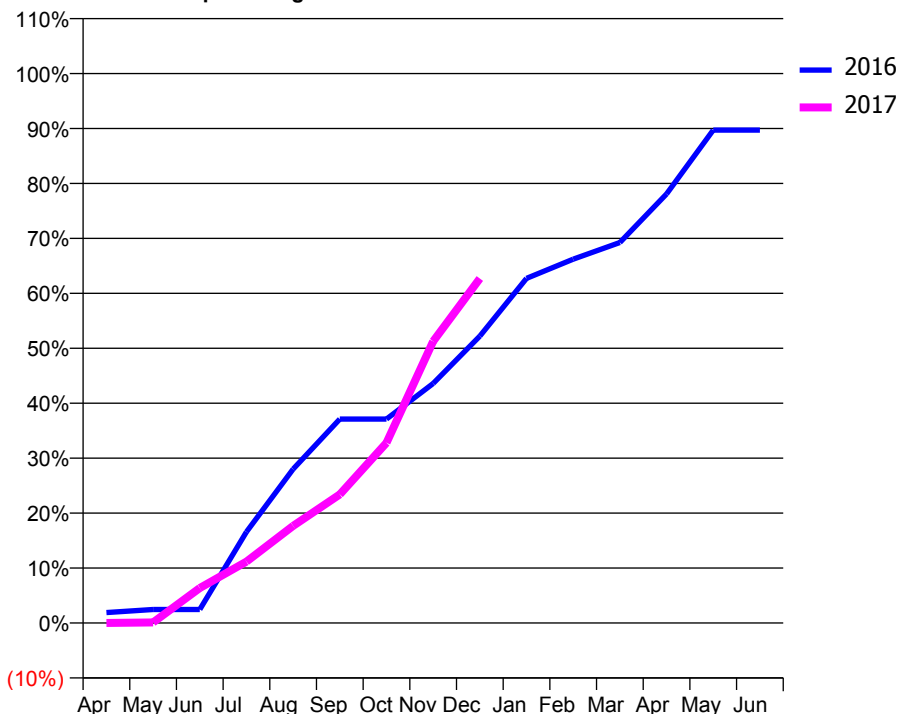
ACCESS*

Patients seen in 24 months	Total	Change since previous quarter
Quarter ending December 2015	417	
Quarter ending March 2016	382	↓
Quarter ending June 2016	373	↓
Quarter ending September 2016	360	↓
Quarter ending December 2016	347	↓
Variance since December 2015	(16.8%)	↓



ACTIVITY

Cumulative percentage of contracted UDA delivered 2016 & 2017



Month	Adjusted Scheduled Activity (UDA)	
	2016	2017
April	17	0
May	22	1
June	22	57
July	148	100
August	250	158
September	332	209
October	332	293
November	390	458
December	467	560
January	561	
February	592	
March	619	
April	698	
May	802	
June	802	

QUALITY

	Quantity	Base Number	Contract	AT	Region	England
% of FP17s for the same patient ID Re-attending within 3 months - Children	45	337	13.4%	10.3%	11.9%	12.4%
% of FP17s for the same patient ID Re-attending within 3 months - Adults	0	0	N/A	15.1%	16.5%	16.6%
% of FP17s for the same patient ID Re-attending between 3 & 9 months - Children	187	337	55.5%	60.7%	60.2%	57.5%
% of FP17s for the same patient ID Re-attending between 3 & 9 months - Adults	0	0	N/A	52.7%	52.0%	50.4%
% of FP17s for Band 1 Urgent Courses	2	248	0.8%	9.5%	9.5%	9.1%
% of FP17s Relating to Free Repair or Replacements	0	248	0.0%	0.7%	0.7%	0.8%
% of FP17s Relating to Continuations	0	248	0.0%	1.3%	1.2%	1.3%
% of Patients satisfied with the dentistry they have received	0	0	N/A	92.6%	92.9%	92.7%
% of Patients satisfied with the time they had to wait for an appointment	0	0	N/A	88.0%	88.8%	88.8%

* This is based on patients treated on this contract for their most recent course of treatment. Figures in italics indicate the base number of FP17s or Patient Questionnaire responses are less than 100. N/A is shown where the base number of responses is less than 10 during the period. % is calculated as Quantity/Base number*100

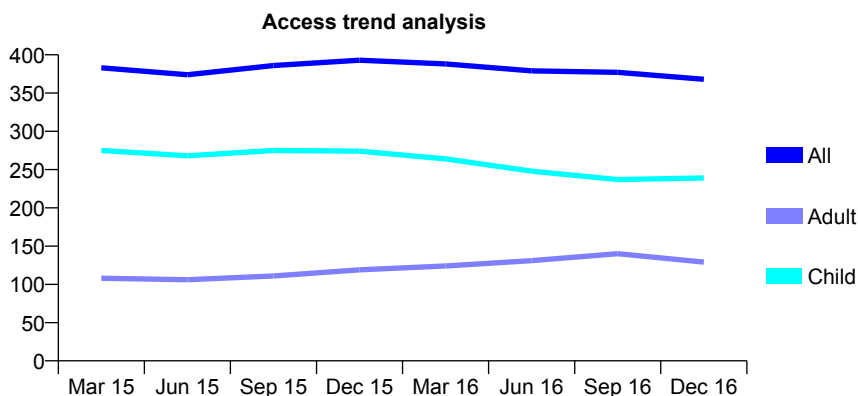
Q70 - Vital Signs At a Glance Contract Report for 844535/0001 - December 2016

Name or company name	MR M FARSHCHI
Contract type name	GDS Contract
Purpose of contract	General
Contract start date	01/04/2006
Contract end date	

16/17 Contracted general activity (UDA)	750
Carry forward general activity (UDA)	83
16/17 Contracted orthodontic activity (UOA)	0
Carry forward orthodontic activity (UOA)	0
Baseline contract value	£19,929.82

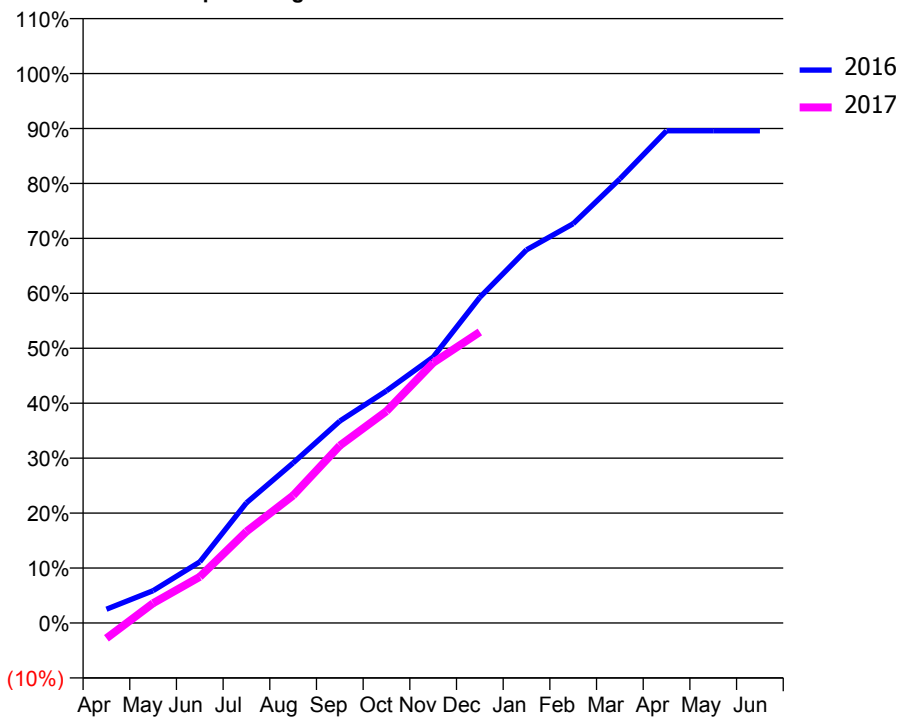
ACCESS*

Patients seen in 24 months	Total	Change since previous quarter
Quarter ending December 2015	393	
Quarter ending March 2016	388	↓
Quarter ending June 2016	379	↓
Quarter ending September 2016	377	→
Quarter ending December 2016	368	↓
Variance since December 2015	(6.4%)	↓



ACTIVITY

Cumulative percentage of contracted UDA delivered 2016 & 2017



Adjusted Scheduled Activity (UDA)

Month	2016	2017
April	20	-21
May	47	27
June	89	63
July	175	125
August	233	174
September	294	242
October	338	289
November	387	355
December	474	397
January	543	
February	581	
March	647	
April	717	
May	717	
June	717	

QUALITY

	Quantity	Base Number	Contract	AT	Region	England
% of FP17s for the same patient ID Re-attending within 3 months - Children	11	267	4.1%	10.3%	11.9%	12.4%
% of FP17s for the same patient ID Re-attending within 3 months - Adults	9	91	9.9%	15.1%	16.5%	16.6%
% of FP17s for the same patient ID Re-attending between 3 & 9 months - Children	176	267	65.9%	60.7%	60.2%	57.5%
% of FP17s for the same patient ID Re-attending between 3 & 9 months - Adults	60	91	65.9%	52.7%	52.0%	50.4%
% of FP17s for Band 1 Urgent Courses	1	320	0.3%	9.5%	9.5%	9.1%
% of FP17s Relating to Free Repair or Replacements	0	320	0.0%	0.7%	0.7%	0.8%
% of FP17s Relating to Continuations	6	320	1.9%	1.3%	1.2%	1.3%
% of Patients satisfied with the dentistry they have received	1	1	N/A	92.6%	92.9%	92.7%
% of Patients satisfied with the time they had to wait for an appointment	1	1	N/A	88.0%	88.8%	88.8%

* This is based on patients treated on this contract for their most recent course of treatment. Figures in italics indicate the base number of FP17s or Patient Questionnaire responses are less than 100. N/A is shown where the base number of responses is less than 10 during the period. % is calculated as Quantity/Base number*100

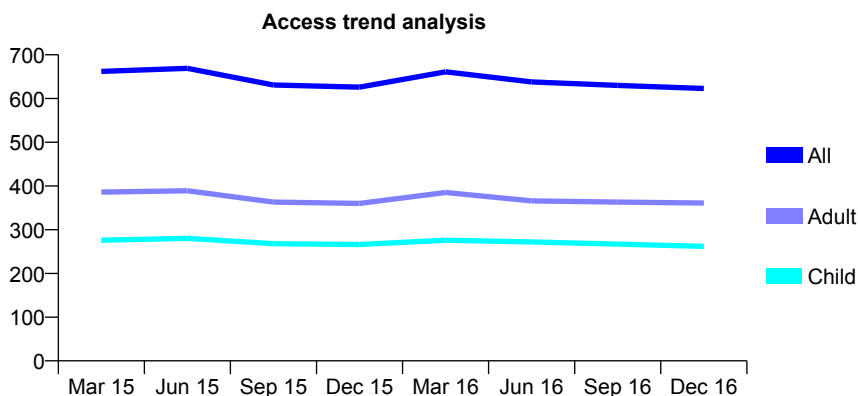
Q70 - Vital Signs At a Glance Contract Report for 847976/0001 - December 2016

Name or company name	MS P SAMADZADEH-YAGHINI
Contract type name	GDS Contract
Purpose of contract	General
Contract start date	01/04/2006
Contract end date	

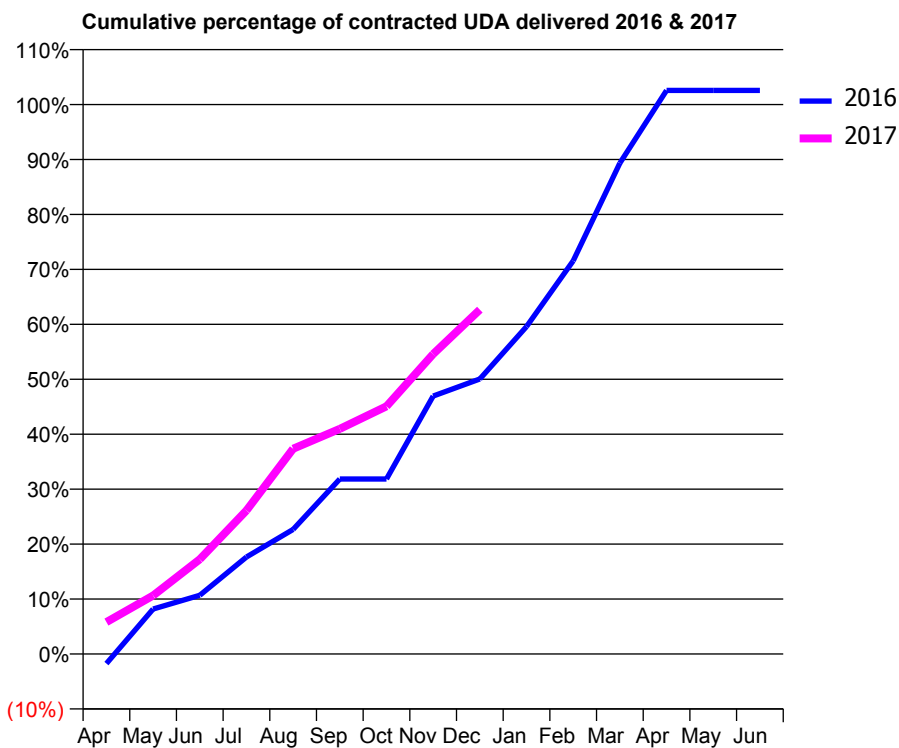
16/17 Contracted general activity (UDA)	2,492
Carry forward general activity (UDA)	-49
16/17 Contracted orthodontic activity (UOA)	0
Carry forward orthodontic activity (UOA)	0
Baseline contract value	£55,449.09

ACCESS*

Patients seen in 24 months	Total	Change since previous quarter
Quarter ending December 2015	626	
Quarter ending March 2016	661	↑
Quarter ending June 2016	638	↓
Quarter ending September 2016	630	↓
Quarter ending December 2016	623	↓
Variance since December 2015	(0.5%)	→



ACTIVITY



Month	Adjusted Scheduled Activity (UDA)	
	2016	2017
April	-44	145
May	204	265
June	266	430
July	440	651
August	565	931
September	794	1,021
October	794	1,123
November	1,170	1,361
December	1,247	1,562
January	1,485	
February	1,783	
March	2,227	
April	2,556	
May	2,556	
June	2,556	

QUALITY

	Quantity	Base Number	Contract	AT	Region	England
% of FP17s for the same patient ID Re-attending within 3 months - Children	19	283	6.7%	10.3%	11.9%	12.4%
% of FP17s for the same patient ID Re-attending within 3 months - Adults	58	353	16.4%	15.1%	16.5%	16.6%
% of FP17s for the same patient ID Re-attending between 3 & 9 months - Children	181	283	64.0%	60.7%	60.2%	57.5%
% of FP17s for the same patient ID Re-attending between 3 & 9 months - Adults	217	353	61.5%	52.7%	52.0%	50.4%
% of FP17s for Band 1 Urgent Courses	29	568	5.1%	9.5%	9.5%	9.1%
% of FP17s Relating to Free Repair or Replacements	1	568	0.2%	0.7%	0.7%	0.8%
% of FP17s Relating to Continuations	2	568	0.4%	1.3%	1.2%	1.3%
% of Patients satisfied with the dentistry they have received	0	0	N/A	92.6%	92.9%	92.7%
% of Patients satisfied with the time they had to wait for an appointment	0	0	N/A	88.0%	88.8%	88.8%

* This is based on patients treated on this contract for their most recent course of treatment. Figures in italics indicate the base number of FP17s or Patient Questionnaire responses are less than 100. N/A is shown where the base number of responses is less than 10 during the period. % is calculated as Quantity/Base number*100

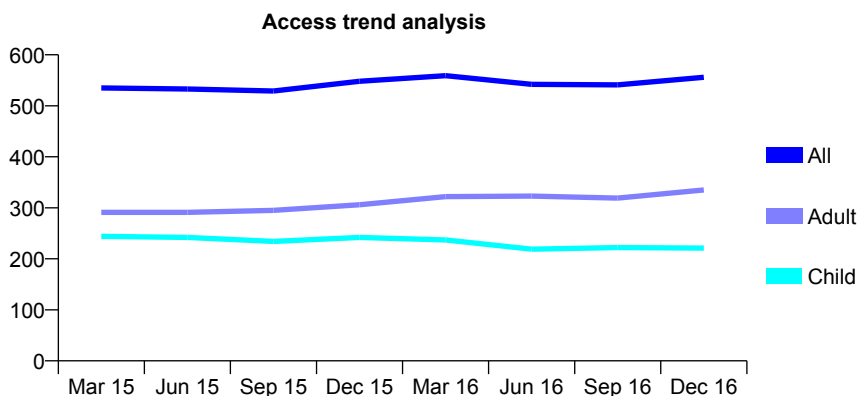
Q70 - Vital Signs At a Glance Contract Report for 848867/0001 - December 2016

Name or company name	MR DW ROBINSON
Contract type name	GDS Contract
Purpose of contract	General
Contract start date	01/04/2006
Contract end date	

16/17 Contracted general activity (UDA)	1,084
Carry forward general activity (UDA)	14
16/17 Contracted orthodontic activity (UOA)	0
Carry forward orthodontic activity (UOA)	0
Baseline contract value	£28,186.38

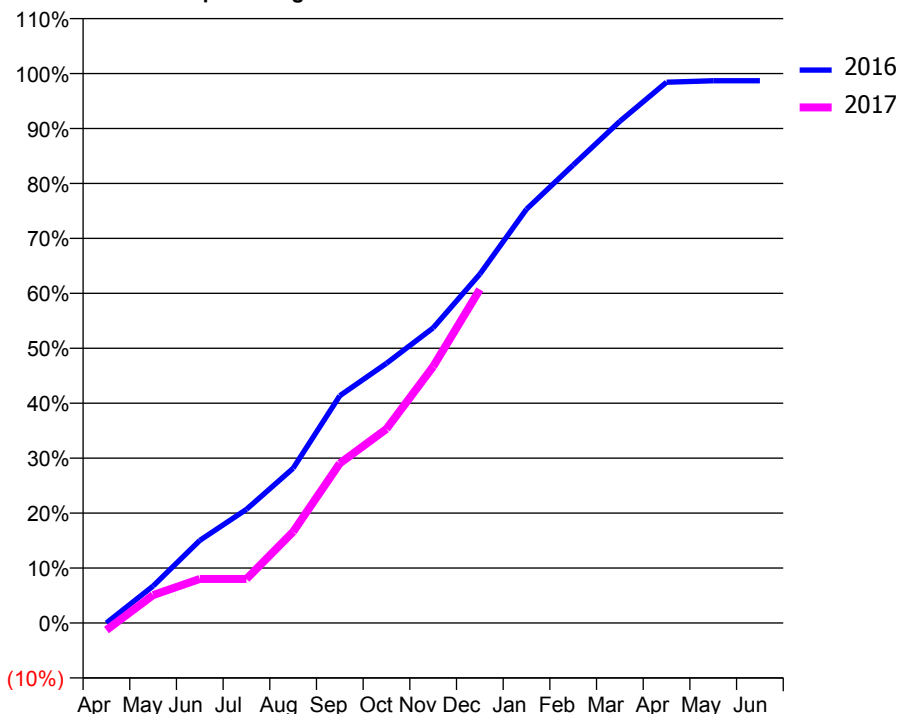
ACCESS*

Patients seen in 24 months	Total	Change since previous quarter
Quarter ending December 2015	548	
Quarter ending March 2016	559	↑
Quarter ending June 2016	542	↓
Quarter ending September 2016	541	→
Quarter ending December 2016	556	↑
Variance since December 2015	1.5%	→



ACTIVITY

Cumulative percentage of contracted UDA delivered 2016 & 2017



Month	Adjusted Scheduled Activity (UDA)	
	2016	2017
April	0	-14
May	73	55
June	163	87
July	224	87
August	305	180
September	448	315
October	512	383
November	582	506
December	688	658
January	816	
February	903	
March	990	
April	1,067	
May	1,070	
June	1,070	

QUALITY

	Quantity	Base Number	Contract	AT	Region	England
% of FP17s for the same patient ID Re-attending within 3 months - Children	7	160	4.4%	10.3%	11.9%	12.4%
% of FP17s for the same patient ID Re-attending within 3 months - Adults	3	204	1.5%	15.1%	16.5%	16.6%
% of FP17s for the same patient ID Re-attending between 3 & 9 months - Children	56	160	35.0%	60.7%	60.2%	57.5%
% of FP17s for the same patient ID Re-attending between 3 & 9 months - Adults	51	204	25.0%	52.7%	52.0%	50.4%
% of FP17s for Band 1 Urgent Courses	0	330	0.0%	9.5%	9.5%	9.1%
% of FP17s Relating to Free Repair or Replacements	0	330	0.0%	0.7%	0.7%	0.8%
% of FP17s Relating to Continuations	0	330	0.0%	1.3%	1.2%	1.3%
% of Patients satisfied with the dentistry they have received	1	1	N/A	92.6%	92.9%	92.7%
% of Patients satisfied with the time they had to wait for an appointment	1	1	N/A	88.0%	88.8%	88.8%

* This is based on patients treated on this contract for their most recent course of treatment. Figures in italics indicate the base number of FP17s or Patient Questionnaire responses are less than 100. N/A is shown where the base number of responses is less than 10 during the period. % is calculated as Quantity/Base number*100

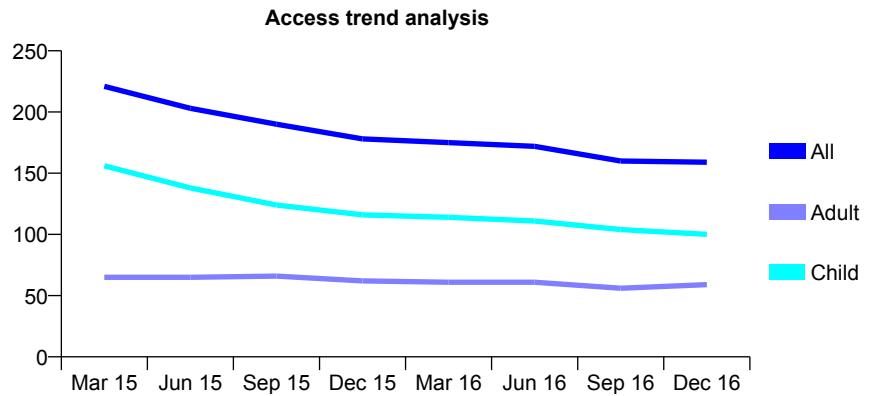
Q70 - Vital Signs At a Glance Contract Report for 856843/0001 - December 2016

Name or company name	MISS RK HARTOG
Contract type name	GDS Contract
Purpose of contract	General
Contract start date	01/04/2006
Contract end date	

16/17 Contracted general activity (UDA)	400
Carry forward general activity (UDA)	0
16/17 Contracted orthodontic activity (UOA)	0
Carry forward orthodontic activity (UOA)	0
Baseline contract value	£10,068.26

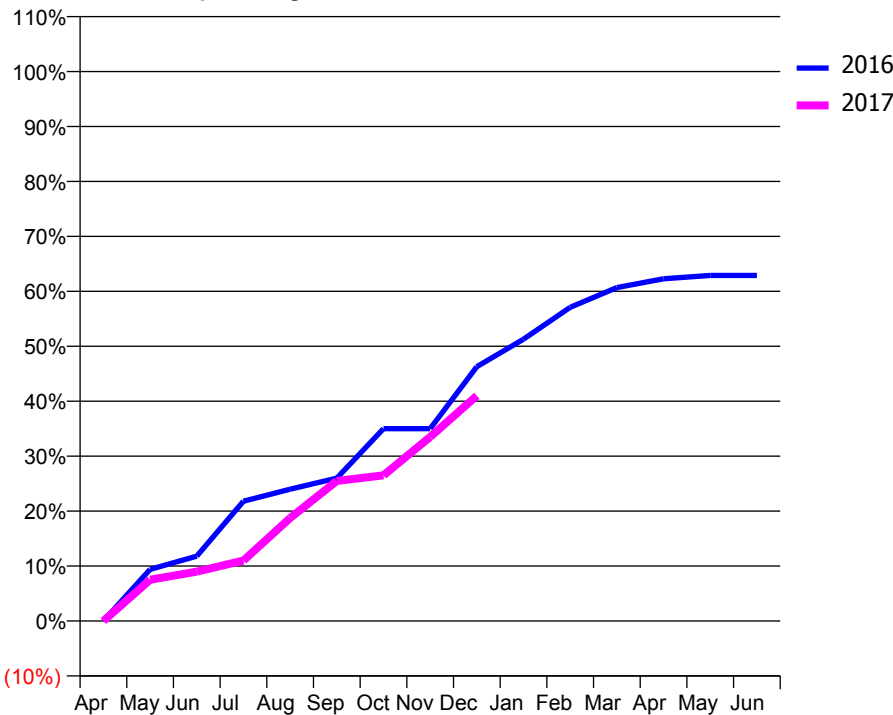
ACCESS*

Patients seen in 24 months	Total	Change since previous quarter
Quarter ending December 2015	178	
Quarter ending March 2016	175	↓
Quarter ending June 2016	172	↓
Quarter ending September 2016	160	↓
Quarter ending December 2016	159	→
Variance since December 2015	(10.7%)	↓



ACTIVITY

Cumulative percentage of contracted UDA delivered 2016 & 2017



Month	Adjusted Scheduled Activity (UDA)	
	2016	2017
April	0	0
May	47	30
June	59	36
July	109	44
August	120	75
September	130	102
October	175	106
November	175	134
December	231	164
January	256	
February	285	
March	303	
April	311	
May	314	
June	314	

QUALITY

	Quantity	Base Number	Contract	AT	Region	England
% of FP17s for the same patient ID Re-attending within 3 months - Children	1	99	1.0%	10.3%	11.9%	12.4%
% of FP17s for the same patient ID Re-attending within 3 months - Adults	0	26	0.0%	15.1%	16.5%	16.6%
% of FP17s for the same patient ID Re-attending between 3 & 9 months - Children	68	99	68.7%	60.7%	60.2%	57.5%
% of FP17s for the same patient ID Re-attending between 3 & 9 months - Adults	18	26	69.2%	52.7%	52.0%	50.4%
% of FP17s for Band 1 Urgent Courses	0	118	0.0%	9.5%	9.5%	9.1%
% of FP17s Relating to Free Repair or Replacements	0	118	0.0%	0.7%	0.7%	0.8%
% of FP17s Relating to Continuations	0	118	0.0%	1.3%	1.2%	1.3%
% of Patients satisfied with the dentistry they have received	0	0	N/A	92.6%	92.9%	92.7%
% of Patients satisfied with the time they had to wait for an appointment	0	0	N/A	88.0%	88.8%	88.8%

* This is based on patients treated on this contract for their most recent course of treatment. Figures in italics indicate the base number of FP17s or Patient Questionnaire responses are less than 100. N/A is shown where the base number of responses is less than 10 during the period. % is calculated as Quantity/Base number*100

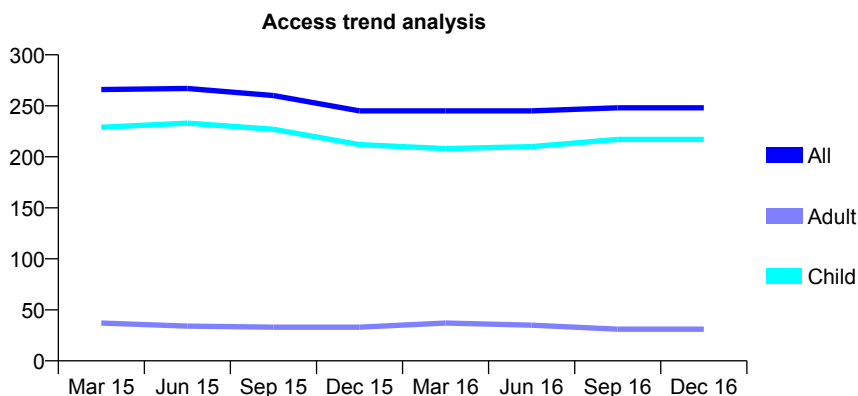
Q70 - Vital Signs At a Glance Contract Report for 861782/0001 - December 2016

Name or company name	MR AJ SMALES
Contract type name	GDS Contract
Purpose of contract	General
Contract start date	01/08/2008
Contract end date	

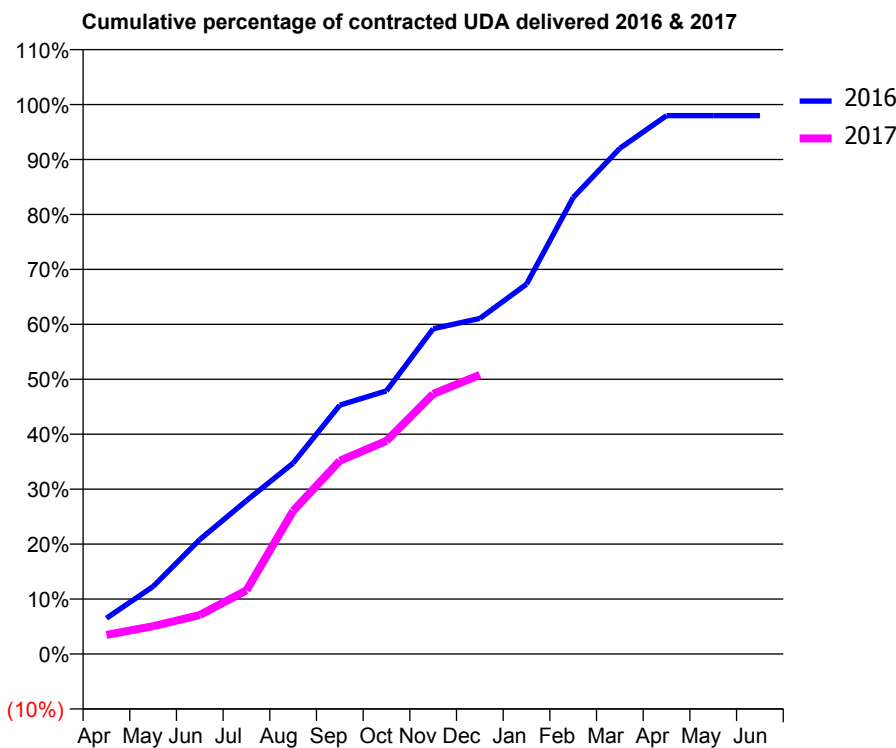
16/17 Contracted general activity (UDA)	691
Carry forward general activity (UDA)	14
16/17 Contracted orthodontic activity (UOA)	0
Carry forward orthodontic activity (UOA)	0
Baseline contract value	£19,566.46

ACCESS*

Patients seen in 24 months	Total	Change since previous quarter
Quarter ending December 2015	245	
Quarter ending March 2016	245	→
Quarter ending June 2016	245	→
Quarter ending September 2016	248	→
Quarter ending December 2016	248	→
Variance since December 2015	1.2%	→



ACTIVITY



Month	Adjusted Scheduled Activity (UDA)	
	2016	2017
April	45	24
May	85	35
June	144	49
July	193	80
August	240	180
September	313	243
October	331	268
November	409	327
December	422	351
January	465	
February	574	
March	636	
April	677	
May	677	
June	677	

QUALITY

	Quantity	Base Number	Contract	AT	Region	England
% of FP17s for the same patient ID Re-attending within 3 months - Children	5	180	2.8%	10.3%	11.9%	12.4%
% of FP17s for the same patient ID Re-attending within 3 months - Adults	0	2	0.0%	15.1%	16.5%	16.6%
% of FP17s for the same patient ID Re-attending between 3 & 9 months - Children	76	180	42.2%	60.7%	60.2%	57.5%
% of FP17s for the same patient ID Re-attending between 3 & 9 months - Adults	1	2	50.0%	52.7%	52.0%	50.4%
% of FP17s for Band 1 Urgent Courses	0	160	0.0%	9.5%	9.5%	9.1%
% of FP17s Relating to Free Repair or Replacements	0	160	0.0%	0.7%	0.7%	0.8%
% of FP17s Relating to Continuations	0	160	0.0%	1.3%	1.2%	1.3%
% of Patients satisfied with the dentistry they have received	0	0	N/A	92.6%	92.9%	92.7%
% of Patients satisfied with the time they had to wait for an appointment	0	0	N/A	88.0%	88.8%	88.8%

* This is based on patients treated on this contract for their most recent course of treatment. Figures in italics indicate the base number of FP17s or Patient Questionnaire responses are less than 100. N/A is shown where the base number of responses is less than 10 during the period. % is calculated as Quantity/Base number*100

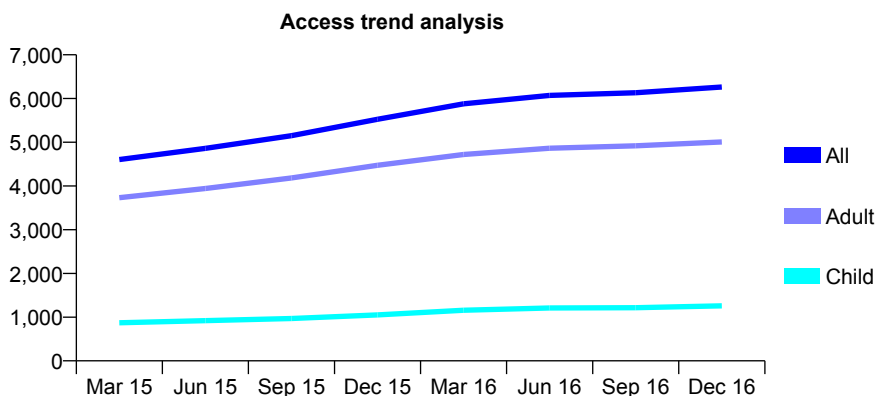
Q70 - Vital Signs At a Glance Contract Report for 864692/0002 - December 2016

Name or company name	MR TH MAZGAJ
Contract type name	GDS Contract
Purpose of contract	General
Contract start date	01/04/2014
Contract end date	

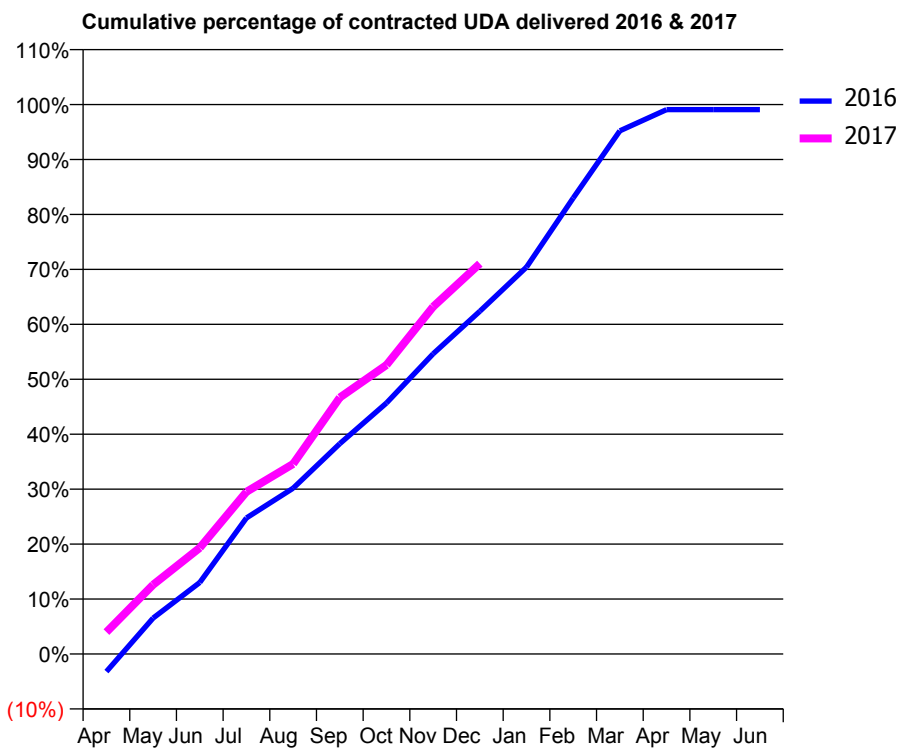
16/17 Contracted general activity (UDA)	22,044
Carry forward general activity (UDA)	207
16/17 Contracted orthodontic activity (UOA)	0
Carry forward orthodontic activity (UOA)	0
Baseline contract value	£505,300.50

ACCESS*

Patients seen in 24 months	Total	Change since previous quarter
Quarter ending December 2015	5,526	
Quarter ending March 2016	5,878	↑
Quarter ending June 2016	6,072	↑
Quarter ending September 2016	6,132	→
Quarter ending December 2016	6,264	↑
Variance since December 2015	13.4%	↑



ACTIVITY



Month	Adjusted Scheduled Activity (UDA)	
	2016	2017
April	-707	878
May	1,444	2,782
June	2,869	4,259
July	5,457	6,506
August	6,654	7,627
September	8,440	10,289
October	10,068	11,595
November	12,045	13,934
December	13,749	15,660
January	15,524	
February	18,290	
March	20,986	
April	21,837	
May	21,837	
June	21,837	

QUALITY

	Quantity	Base Number	Contract	AT	Region	England
% of FP17s for the same patient ID Re-attending within 3 months - Children	71	1,443	4.9%	10.3%	11.9%	12.4%
% of FP17s for the same patient ID Re-attending within 3 months - Adults	582	5,279	11.0%	15.1%	16.5%	16.6%
% of FP17s for the same patient ID Re-attending between 3 & 9 months - Children	897	1,443	62.2%	60.7%	60.2%	57.5%
% of FP17s for the same patient ID Re-attending between 3 & 9 months - Adults	3,114	5,279	59.0%	52.7%	52.0%	50.4%
% of FP17s for Band 1 Urgent Courses	254	6,392	4.0%	9.5%	9.5%	9.1%
% of FP17s Relating to Free Repair or Replacements	36	6,392	0.6%	0.7%	0.7%	0.8%
% of FP17s Relating to Continuations	173	6,392	2.7%	1.3%	1.2%	1.3%
% of Patients satisfied with the dentistry they have received	5	5	N/A	92.6%	92.9%	92.7%
% of Patients satisfied with the time they had to wait for an appointment	5	5	N/A	88.0%	88.8%	88.8%

* This is based on patients treated on this contract for their most recent course of treatment. Figures in italics indicate the base number of FP17s or Patient Questionnaire responses are less than 100. N/A is shown where the base number of responses is less than 10 during the period. % is calculated as Quantity/Base number*100

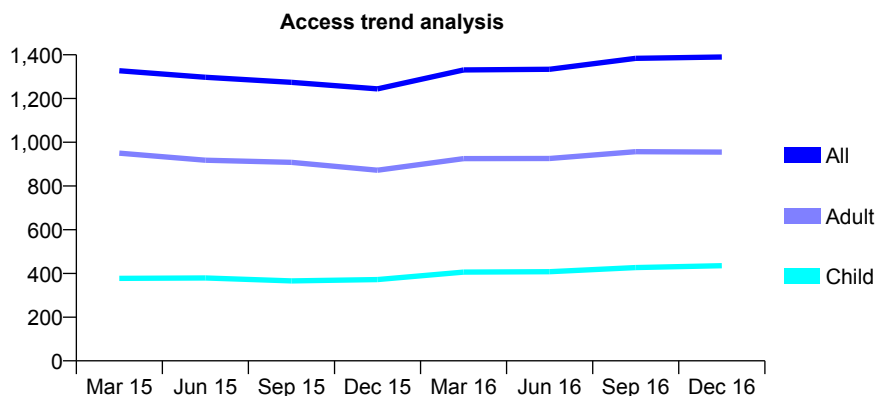
Q70 - Vital Signs At a Glance Contract Report for 875104/0001 - December 2016

Name or company name	MRS RM REDKA
Contract type name	GDS Contract
Purpose of contract	General
Contract start date	15/06/2008
Contract end date	

16/17 Contracted general activity (UDA)	8,000
Carry forward general activity (UDA)	0
16/17 Contracted orthodontic activity (UOA)	0
Carry forward orthodontic activity (UOA)	0
Baseline contract value	£180,527.02

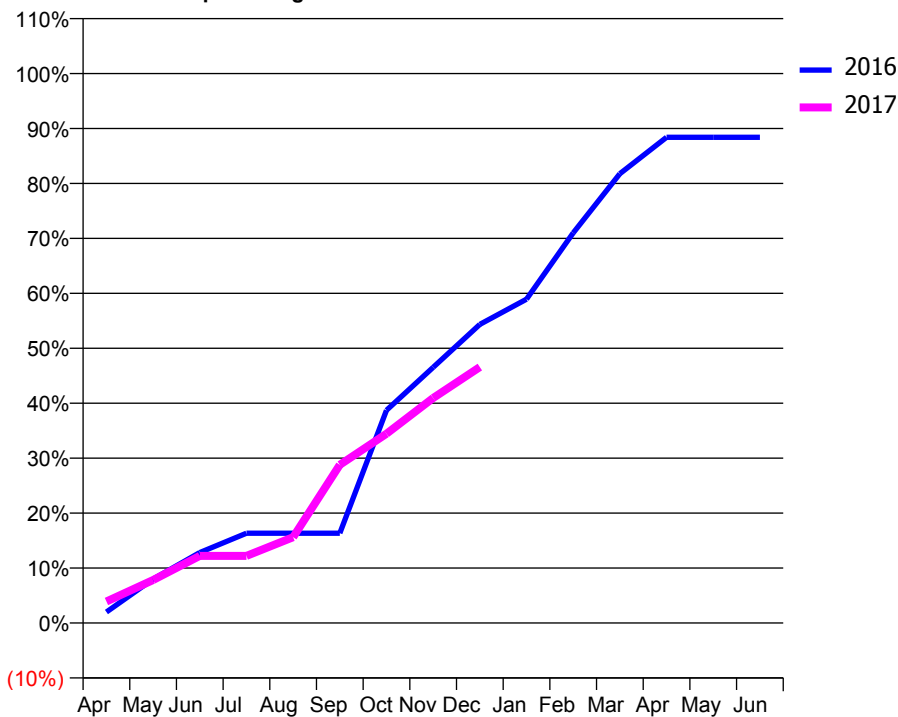
ACCESS*

Patients seen in 24 months	Total	Change since previous quarter
Quarter ending December 2015	1,244	
Quarter ending March 2016	1,331	↑
Quarter ending June 2016	1,334	→
Quarter ending September 2016	1,384	↑
Quarter ending December 2016	1,390	→
Variance since December 2015	11.7%	↑



ACTIVITY

Cumulative percentage of contracted UDA delivered 2016 & 2017



Month	Adjusted Scheduled Activity (UDA)	
	2016	2017
April	159	314
May	640	627
June	1,026	978
July	1,308	978
August	1,308	1,250
September	1,308	2,304
October	3,097	2,755
November	3,723	3,277
December	4,348	3,727
January	4,715	
February	5,680	
March	6,542	
April	7,072	
May	7,072	
June	7,072	

QUALITY

	Quantity	Base Number	Contract	AT	Region	England
% of FP17s for the same patient ID Re-attending within 3 months - Children	48	470	10.2%	10.3%	11.9%	12.4%
% of FP17s for the same patient ID Re-attending within 3 months - Adults	215	1,052	20.4%	15.1%	16.5%	16.6%
% of FP17s for the same patient ID Re-attending between 3 & 9 months - Children	292	470	62.1%	60.7%	60.2%	57.5%
% of FP17s for the same patient ID Re-attending between 3 & 9 months - Adults	578	1,052	54.9%	52.7%	52.0%	50.4%
% of FP17s for Band 1 Urgent Courses	221	1,391	15.9%	9.5%	9.5%	9.1%
% of FP17s Relating to Free Repair or Replacements	0	1,391	0.0%	0.7%	0.7%	0.8%
% of FP17s Relating to Continuations	0	1,391	0.0%	1.3%	1.2%	1.3%
% of Patients satisfied with the dentistry they have received	0	1	N/A	92.6%	92.9%	92.7%
% of Patients satisfied with the time they had to wait for an appointment	0	1	N/A	88.0%	88.8%	88.8%

* This is based on patients treated on this contract for their most recent course of treatment. Figures in italics indicate the base number of FP17s or Patient Questionnaire responses are less than 100. N/A is shown where the base number of responses is less than 10 during the period. % is calculated as Quantity/Base number*100

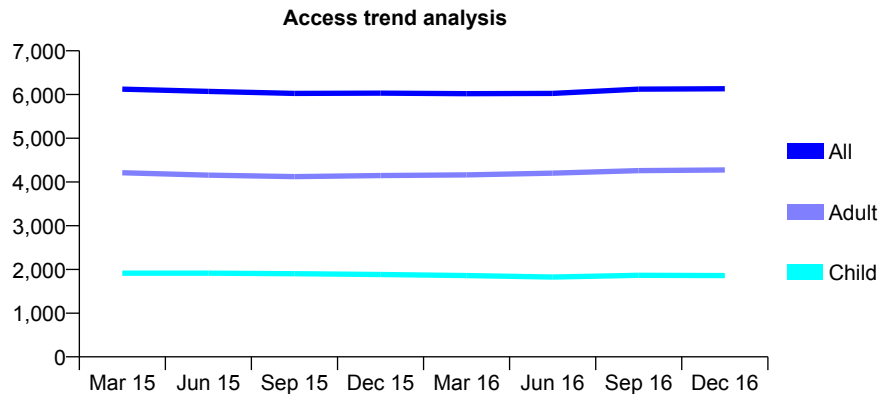
Q70 - Vital Signs At a Glance Contract Report for 901849/0003 - December 2016

Name or company name	MR MM LALJEE
Contract type name	GDS Contract
Purpose of contract	General
Contract start date	02/04/2012
Contract end date	

16/17 Contracted general activity (UDA)	13,300
Carry forward general activity (UDA)	0
16/17 Contracted orthodontic activity (UOA)	0
Carry forward orthodontic activity (UOA)	0
Baseline contract value	£359,119.92

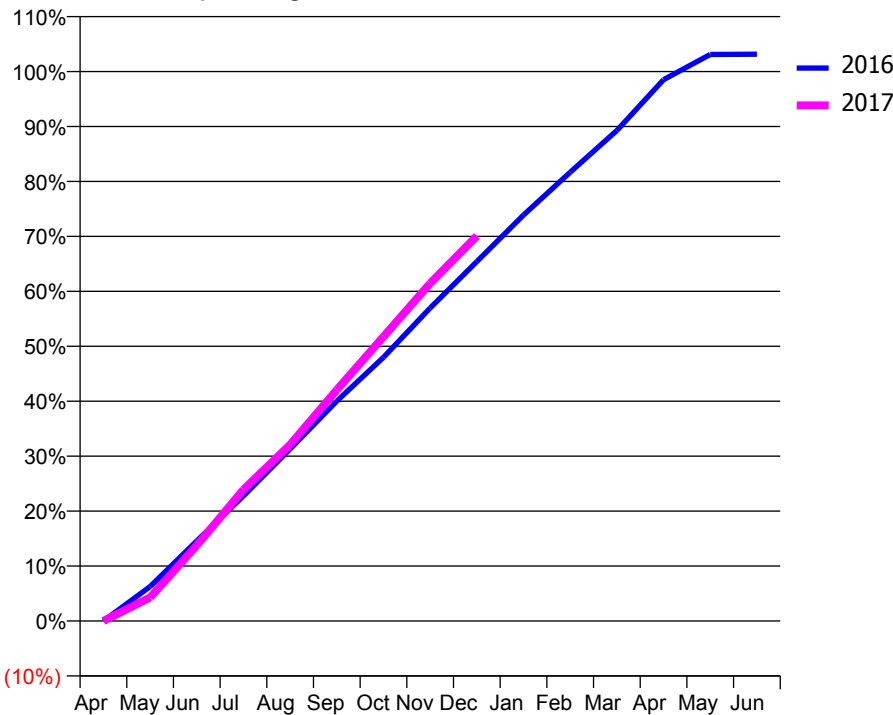
ACCESS*

Patients seen in 24 months	Total	Change since previous quarter
Quarter ending December 2015	6,031	
Quarter ending March 2016	6,019	→
Quarter ending June 2016	6,026	→
Quarter ending September 2016	6,124	→
Quarter ending December 2016	6,133	→
Variance since December 2015	1.7%	→



ACTIVITY

Cumulative percentage of contracted UDA delivered 2016 & 2017



Month	Adjusted Scheduled Activity (UDA)	
	2016	2017
April	0	0
May	834	569
June	1,937	1,832
July	3,028	3,182
August	4,165	4,268
September	5,322	5,594
October	6,383	6,882
November	7,576	8,174
December	8,700	9,319
January	9,827	
February	10,862	
March	11,874	
April	13,101	
May	13,711	
June	13,720	

QUALITY

	Quantity	Base Number	Contract	AT	Region	England
% of FP17s for the same patient ID Re-attending within 3 months - Children	122	2,411	5.1%	10.3%	11.9%	12.4%
% of FP17s for the same patient ID Re-attending within 3 months - Adults	471	4,395	10.7%	15.1%	16.5%	16.6%
% of FP17s for the same patient ID Re-attending between 3 & 9 months - Children	1,671	2,411	69.3%	60.7%	60.2%	57.5%
% of FP17s for the same patient ID Re-attending between 3 & 9 months - Adults	2,281	4,395	51.9%	52.7%	52.0%	50.4%
% of FP17s for Band 1 Urgent Courses	293	5,402	5.4%	9.5%	9.5%	9.1%
% of FP17s Relating to Free Repair or Replacements	12	5,402	0.2%	0.7%	0.7%	0.8%
% of FP17s Relating to Continuations	78	5,402	1.4%	1.3%	1.2%	1.3%
% of Patients satisfied with the dentistry they have received	1	1	N/A	92.6%	92.9%	92.7%
% of Patients satisfied with the time they had to wait for an appointment	1	1	N/A	88.0%	88.8%	88.8%

* This is based on patients treated on this contract for their most recent course of treatment. Figures in italics indicate the base number of FP17s or Patient Questionnaire responses are less than 100. N/A is shown where the base number of responses is less than 10 during the period. % is calculated as Quantity/Base number*100

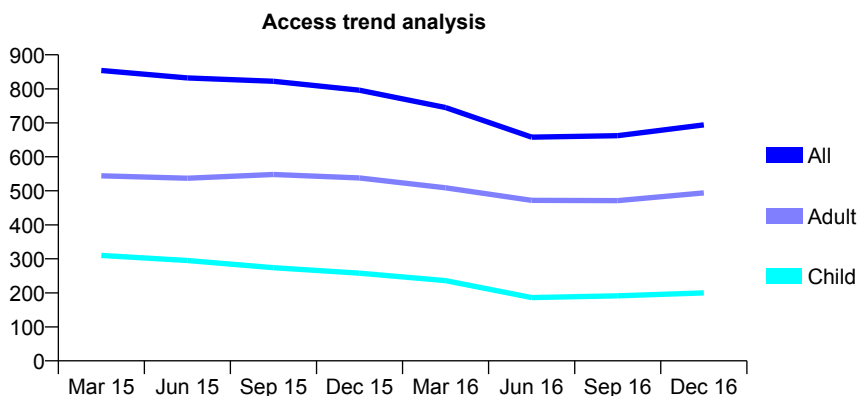
Q70 - Vital Signs At a Glance Contract Report for 905968/0001 - December 2016

Name or company name	MR A MCGROARTY
Contract type name	GDS Contract
Purpose of contract	General
Contract start date	01/04/2006
Contract end date	

16/17 Contracted general activity (UDA)	2,250
Carry forward general activity (UDA)	0
16/17 Contracted orthodontic activity (UOA)	0
Carry forward orthodontic activity (UOA)	0
Baseline contract value	£48,552.35

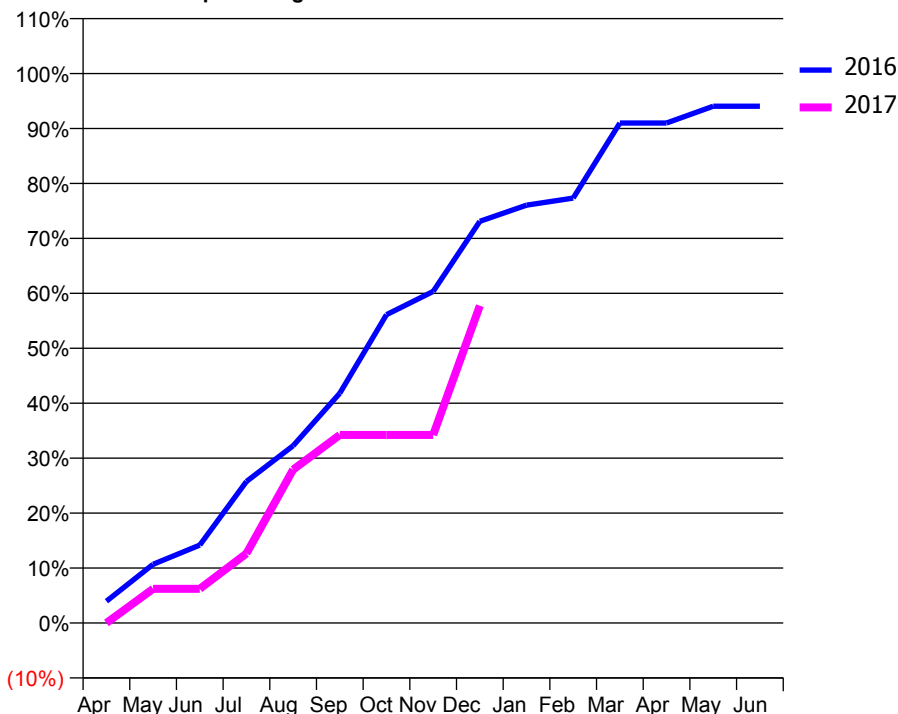
ACCESS*

Patients seen in 24 months	Total	Change since previous quarter
Quarter ending December 2015	796	
Quarter ending March 2016	745	↓
Quarter ending June 2016	658	↓
Quarter ending September 2016	662	→
Quarter ending December 2016	694	↑
Variance since December 2015	(12.8%)	↓



ACTIVITY

Cumulative percentage of contracted UDA delivered 2016 & 2017



Month	Adjusted Scheduled Activity (UDA)	
	2016	2017
April	89	0
May	241	140
June	319	140
July	579	285
August	726	628
September	941	770
October	1,262	770
November	1,358	770
December	1,645	1,299
January	1,711	
February	1,740	
March	2,047	
April	2,047	
May	2,116	
June	2,116	

QUALITY

	Quantity	Base Number	Contract	AT	Region	England
% of FP17s for the same patient ID Re-attending within 3 months - Children	10	254	3.9%	10.3%	11.9%	12.4%
% of FP17s for the same patient ID Re-attending within 3 months - Adults	73	576	12.7%	15.1%	16.5%	16.6%
% of FP17s for the same patient ID Re-attending between 3 & 9 months - Children	158	254	62.2%	60.7%	60.2%	57.5%
% of FP17s for the same patient ID Re-attending between 3 & 9 months - Adults	370	576	64.2%	52.7%	52.0%	50.4%
% of FP17s for Band 1 Urgent Courses	56	786	7.1%	9.5%	9.5%	9.1%
% of FP17s Relating to Free Repair or Replacements	0	786	0.0%	0.7%	0.7%	0.8%
% of FP17s Relating to Continuations	3	786	0.4%	1.3%	1.2%	1.3%
% of Patients satisfied with the dentistry they have received	3	3	N/A	92.6%	92.9%	92.7%
% of Patients satisfied with the time they had to wait for an appointment	3	3	N/A	88.0%	88.8%	88.8%

* This is based on patients treated on this contract for their most recent course of treatment. Figures in italics indicate the base number of FP17s or Patient Questionnaire responses are less than 100. N/A is shown where the base number of responses is less than 10 during the period. % is calculated as Quantity/Base number*100

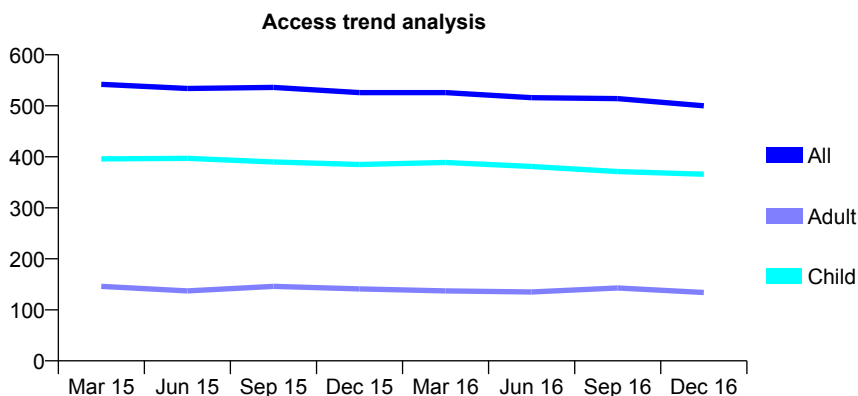
Q70 - Vital Signs At a Glance Contract Report for 906530/0001 - December 2016

Name or company name	MR SG PARDOE
Contract type name	GDS Contract
Purpose of contract	General
Contract start date	01/04/2006
Contract end date	

16/17 Contracted general activity (UDA)	900
Carry forward general activity (UDA)	37
16/17 Contracted orthodontic activity (UOA)	0
Carry forward orthodontic activity (UOA)	0
Baseline contract value	£20,778.04

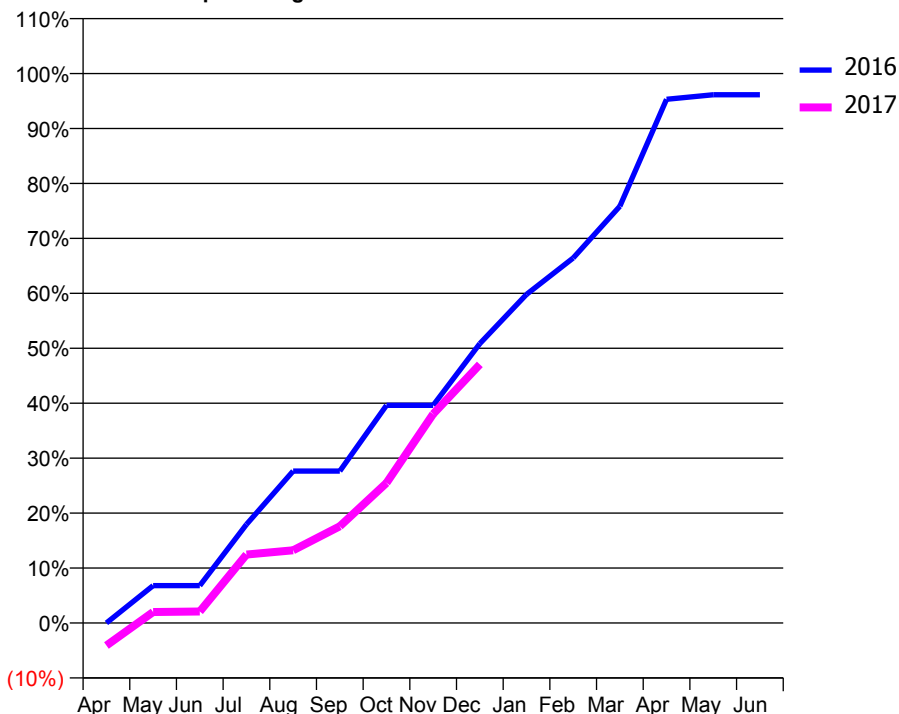
ACCESS*

Patients seen in 24 months	Total	Change since previous quarter
Quarter ending December 2015	526	
Quarter ending March 2016	526	→
Quarter ending June 2016	516	↓
Quarter ending September 2016	514	→
Quarter ending December 2016	500	↓
Variance since December 2015	(4.9%)	↓



ACTIVITY

Cumulative percentage of contracted UDA delivered 2016 & 2017



Month	Adjusted Scheduled Activity (UDA)	
	2016	2017
April	0	-37
May	66	18
June	66	19
July	174	112
August	268	119
September	268	158
October	384	229
November	384	342
December	493	424
January	580	
February	644	
March	736	
April	924	
May	932	
June	932	

QUALITY

	Quantity	Base Number	Contract	AT	Region	England
% of FP17s for the same patient ID Re-attending within 3 months - Children	10	407	2.5%	10.3%	11.9%	12.4%
% of FP17s for the same patient ID Re-attending within 3 months - Adults	0	63	0.0%	15.1%	16.5%	16.6%
% of FP17s for the same patient ID Re-attending between 3 & 9 months - Children	271	407	66.6%	60.7%	60.2%	57.5%
% of FP17s for the same patient ID Re-attending between 3 & 9 months - Adults	44	63	69.8%	52.7%	52.0%	50.4%
% of FP17s for Band 1 Urgent Courses	3	361	0.8%	9.5%	9.5%	9.1%
% of FP17s Relating to Free Repair or Replacements	0	361	0.0%	0.7%	0.7%	0.8%
% of FP17s Relating to Continuations	0	361	0.0%	1.3%	1.2%	1.3%
% of Patients satisfied with the dentistry they have received	0	0	N/A	92.6%	92.9%	92.7%
% of Patients satisfied with the time they had to wait for an appointment	0	0	N/A	88.0%	88.8%	88.8%

* This is based on patients treated on this contract for their most recent course of treatment. Figures in italics indicate the base number of FP17s or Patient Questionnaire responses are less than 100. N/A is shown where the base number of responses is less than 10 during the period. % is calculated as Quantity/Base number*100

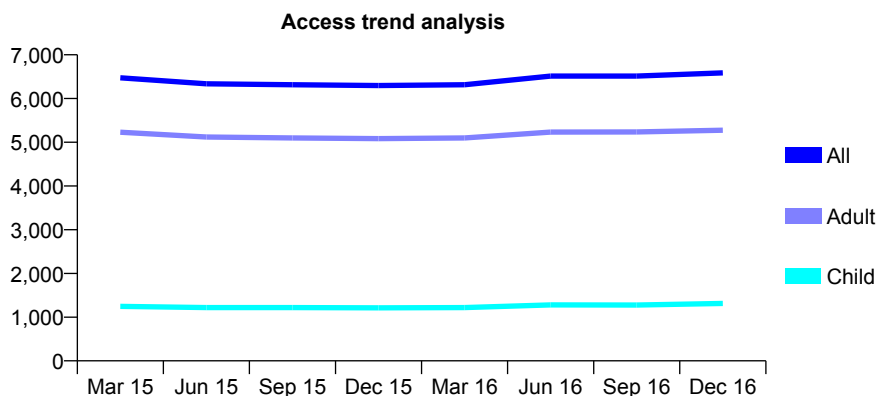
Q70 - Vital Signs At a Glance Contract Report for 911860/0002 - December 2016

Name or company name	MR AM DANBY
Contract type name	GDS Contract
Purpose of contract	General
Contract start date	01/06/2008
Contract end date	

16/17 Contracted general activity (UDA)	15,800
Carry forward general activity (UDA)	0
16/17 Contracted orthodontic activity (UOA)	0
Carry forward orthodontic activity (UOA)	0
Baseline contract value	£438,559.24

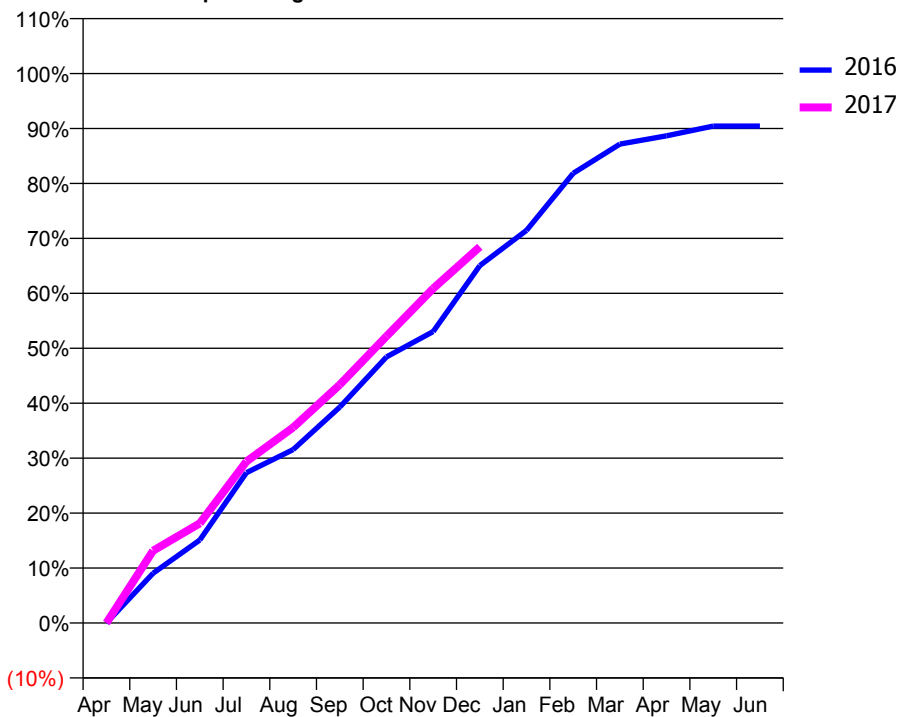
ACCESS*

Patients seen in 24 months	Total	Change since previous quarter
Quarter ending December 2015	6,297	
Quarter ending March 2016	6,316	→
Quarter ending June 2016	6,514	↑
Quarter ending September 2016	6,512	→
Quarter ending December 2016	6,586	→
Variance since December 2015	4.6%	↑



ACTIVITY

Cumulative percentage of contracted UDA delivered 2016 & 2017



Month	Adjusted Scheduled Activity (UDA)	
	2016	2017
April	0	0
May	1,430	2,079
June	2,388	2,866
July	4,322	4,644
August	4,985	5,624
September	6,208	6,852
October	7,650	8,244
November	8,379	9,618
December	10,276	10,819
January	11,289	
February	12,930	
March	13,772	
April	14,009	
May	14,288	
June	14,288	

QUALITY

	Quantity	Base Number	Contract	AT	Region	England
% of FP17s for the same patient ID Re-attending within 3 months - Children	97	1,481	6.5%	10.3%	11.9%	12.4%
% of FP17s for the same patient ID Re-attending within 3 months - Adults	851	5,997	14.2%	15.1%	16.5%	16.6%
% of FP17s for the same patient ID Re-attending between 3 & 9 months - Children	900	1,481	60.8%	60.7%	60.2%	57.5%
% of FP17s for the same patient ID Re-attending between 3 & 9 months - Adults	3,479	5,997	58.0%	52.7%	52.0%	50.4%
% of FP17s for Band 1 Urgent Courses	592	6,569	9.0%	9.5%	9.5%	9.1%
% of FP17s Relating to Free Repair or Replacements	48	6,569	0.7%	0.7%	0.7%	0.8%
% of FP17s Relating to Continuations	98	6,569	1.5%	1.3%	1.2%	1.3%
% of Patients satisfied with the dentistry they have received	7	7	N/A	92.6%	92.9%	92.7%
% of Patients satisfied with the time they had to wait for an appointment	7	7	N/A	88.0%	88.8%	88.8%

* This is based on patients treated on this contract for their most recent course of treatment. Figures in italics indicate the base number of FP17s or Patient Questionnaire responses are less than 100. N/A is shown where the base number of responses is less than 10 during the period. % is calculated as Quantity/Base number*100

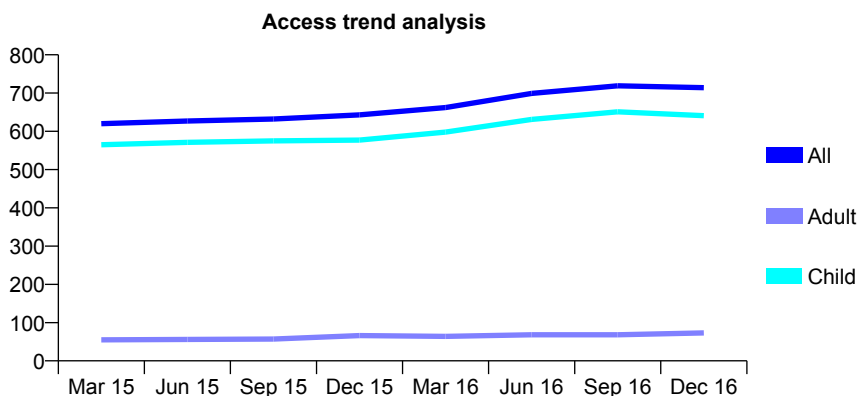
Q70 - Vital Signs At a Glance Contract Report for 913723/0001 - December 2016

Name or company name	MR S TEJA
Contract type name	GDS Contract
Purpose of contract	General
Contract start date	01/04/2006
Contract end date	

16/17 Contracted general activity (UDA)	1,624
Carry forward general activity (UDA)	64
16/17 Contracted orthodontic activity (UOA)	0
Carry forward orthodontic activity (UOA)	0
Baseline contract value	£39,868.30

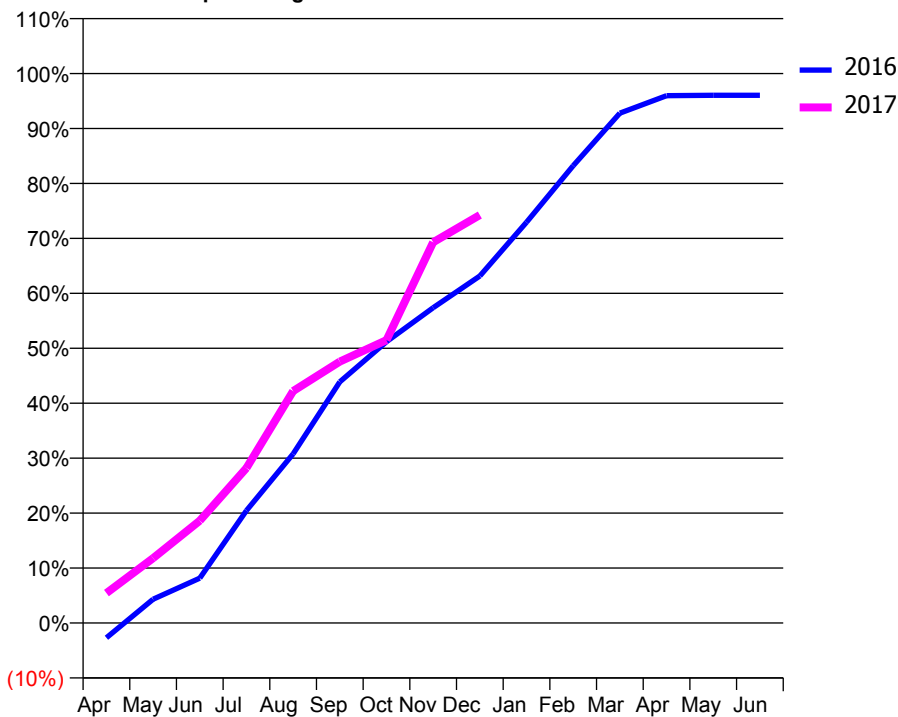
ACCESS*

Patients seen in 24 months	Total	Change since previous quarter
Quarter ending December 2015	643	
Quarter ending March 2016	662	↑
Quarter ending June 2016	699	↑
Quarter ending September 2016	719	↑
Quarter ending December 2016	714	→
Variance since December 2015	11.0%	↑



ACTIVITY

Cumulative percentage of contracted UDA delivered 2016 & 2017



Month	Adjusted Scheduled Activity (UDA)	
	2016	2017
April	-44	88
May	70	192
June	133	302
July	333	458
August	500	685
September	713	773
October	831	836
November	932	1,125
December	1,026	1,206
January	1,185	
February	1,352	
March	1,507	
April	1,559	
May	1,560	
June	1,560	

QUALITY

	Quantity	Base Number	Contract	AT	Region	England
% of FP17s for the same patient ID Re-attending within 3 months - Children	74	813	9.1%	10.3%	11.9%	12.4%
% of FP17s for the same patient ID Re-attending within 3 months - Adults	8	45	17.8%	15.1%	16.5%	16.6%
% of FP17s for the same patient ID Re-attending between 3 & 9 months - Children	508	813	62.5%	60.7%	60.2%	57.5%
% of FP17s for the same patient ID Re-attending between 3 & 9 months - Adults	20	45	44.4%	52.7%	52.0%	50.4%
% of FP17s for Band 1 Urgent Courses	48	830	5.8%	9.5%	9.5%	9.1%
% of FP17s Relating to Free Repair or Replacements	0	830	0.0%	0.7%	0.7%	0.8%
% of FP17s Relating to Continuations	0	830	0.0%	1.3%	1.2%	1.3%
% of Patients satisfied with the dentistry they have received	1	1	N/A	92.6%	92.9%	92.7%
% of Patients satisfied with the time they had to wait for an appointment	1	1	N/A	88.0%	88.8%	88.8%

* This is based on patients treated on this contract for their most recent course of treatment. Figures in italics indicate the base number of FP17s or Patient Questionnaire responses are less than 100. N/A is shown where the base number of responses is less than 10 during the period. % is calculated as Quantity/Base number*100

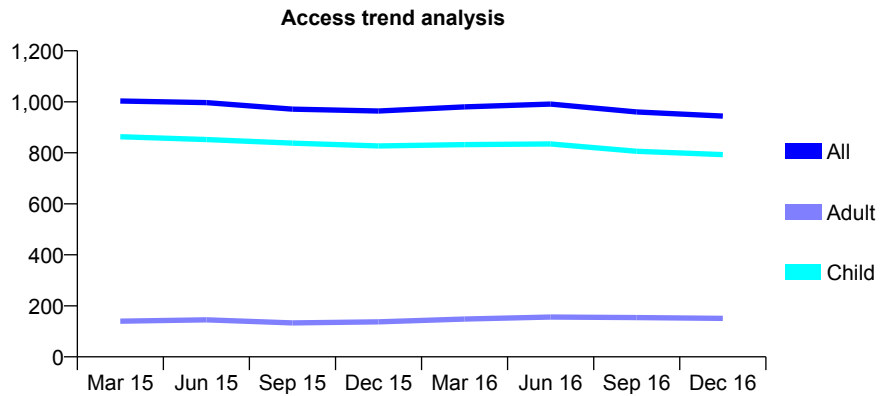
Q70 - Vital Signs At a Glance Contract Report for 915394/0001 - December 2016

Name or company name	MR DR GATES
Contract type name	GDS Contract
Purpose of contract	General and Orthodontic
Contract start date	01/04/2006
Contract end date	

16/17 Contracted general activity (UDA)	2,800
Carry forward general activity (UDA)	0
16/17 Contracted orthodontic activity (UOA)	268
Carry forward orthodontic activity (UOA)	0
Baseline contract value	£88,239.26

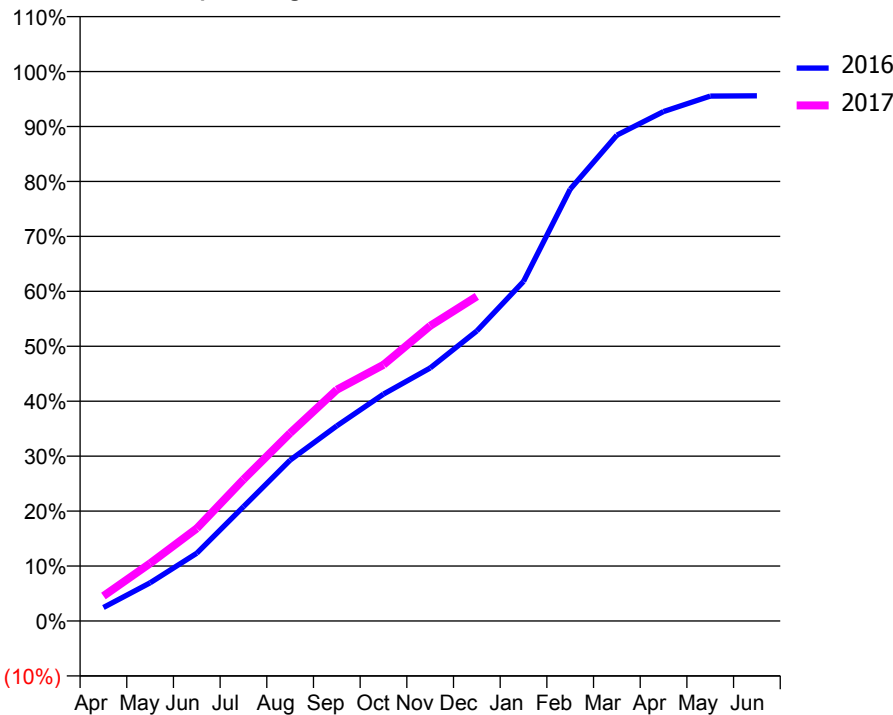
ACCESS*

Patients seen in 24 months	Total	Change since previous quarter
Quarter ending December 2015	964	
Quarter ending March 2016	980	→
Quarter ending June 2016	991	→
Quarter ending September 2016	960	↓
Quarter ending December 2016	944	↓
Variance since December 2015	(2.1%)	↓



ACTIVITY

Cumulative percentage of contracted UDA delivered 2016 & 2017



Month	Adjusted Scheduled Activity (UDA)	
	2016	2017
April	69	128
May	195	294
June	346	472
July	582	721
August	820	958
September	995	1,179
October	1,156	1,305
November	1,289	1,504
December	1,478	1,654
January	1,730	
February	2,200	
March	2,475	
April	2,596	
May	2,675	
June	2,676	

QUALITY

	Quantity	Base Number	Contract	AT	Region	England
% of FP17s for the same patient ID Re-attending within 3 months - Children	108	1,020	10.6%	10.3%	11.9%	12.4%
% of FP17s for the same patient ID Re-attending within 3 months - Adults	15	85	17.6%	15.1%	16.5%	16.6%
% of FP17s for the same patient ID Re-attending between 3 & 9 months - Children	730	1,020	71.6%	60.7%	60.2%	57.5%
% of FP17s for the same patient ID Re-attending between 3 & 9 months - Adults	58	85	68.2%	52.7%	52.0%	50.4%
% of FP17s for Band 1 Urgent Courses	40	972	4.1%	9.5%	9.5%	9.1%
% of FP17s Relating to Free Repair or Replacements	6	972	0.6%	0.7%	0.7%	0.8%
% of FP17s Relating to Continuations	2	972	0.2%	1.3%	1.2%	1.3%
% of Patients satisfied with the dentistry they have received	0	0	N/A	92.6%	92.9%	92.7%
% of Patients satisfied with the time they had to wait for an appointment	0	0	N/A	88.0%	88.8%	88.8%

* This is based on patients treated on this contract for their most recent course of treatment. Figures in italics indicate the base number of FP17s or Patient Questionnaire responses are less than 100. N/A is shown where the base number of responses is less than 10 during the period. % is calculated as Quantity/Base number*100

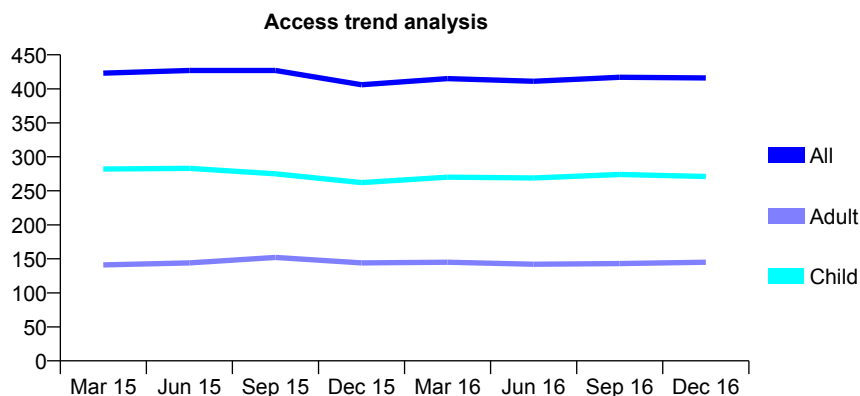
Q70 - Vital Signs At a Glance Contract Report for 917559/0002 - December 2016

Name or company name	MISS AK O'REGAN
Contract type name	GDS Contract
Purpose of contract	General
Contract start date	01/04/2006
Contract end date	

16/17 Contracted general activity (UDA)	1,100
Carry forward general activity (UDA)	0
16/17 Contracted orthodontic activity (UOA)	0
Carry forward orthodontic activity (UOA)	0
Baseline contract value	£24,774.52

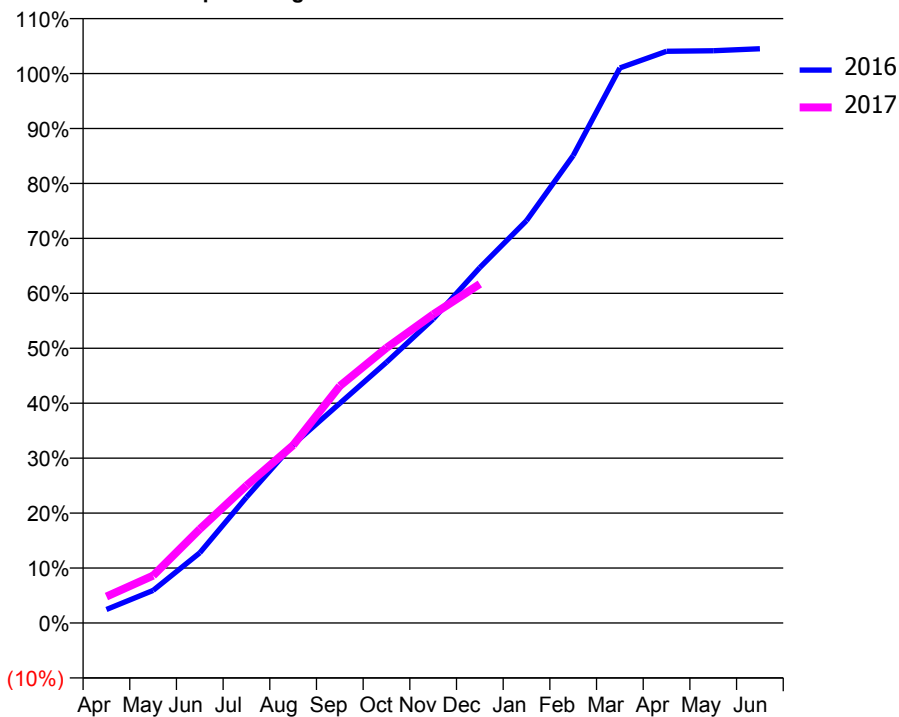
ACCESS*

Patients seen in 24 months	Total	Change since previous quarter
Quarter ending December 2015	406	
Quarter ending March 2016	415	↑
Quarter ending June 2016	411	→
Quarter ending September 2016	417	→
Quarter ending December 2016	416	→
Variance since December 2015	2.5%	↑



ACTIVITY

Cumulative percentage of contracted UDA delivered 2016 & 2017



Month	Adjusted Scheduled Activity (UDA)	
	2016	2017
April	27	53
May	65	95
June	141	188
July	252	275
August	357	356
September	440	475
October	522	551
November	608	618
December	711	679
January	805	
February	936	
March	1,111	
April	1,145	
May	1,146	
June	1,150	

QUALITY

	Quantity	Base Number	Contract	AT	Region	England
% of FP17s for the same patient ID Re-attending within 3 months - Children	15	303	5.0%	10.3%	11.9%	12.4%
% of FP17s for the same patient ID Re-attending within 3 months - Adults	16	103	15.5%	15.1%	16.5%	16.6%
% of FP17s for the same patient ID Re-attending between 3 & 9 months - Children	191	303	63.0%	60.7%	60.2%	57.5%
% of FP17s for the same patient ID Re-attending between 3 & 9 months - Adults	50	103	48.5%	52.7%	52.0%	50.4%
% of FP17s for Band 1 Urgent Courses	4	381	1.0%	9.5%	9.5%	9.1%
% of FP17s Relating to Free Repair or Replacements	0	381	0.0%	0.7%	0.7%	0.8%
% of FP17s Relating to Continuations	12	381	3.1%	1.3%	1.2%	1.3%
% of Patients satisfied with the dentistry they have received	1	1	N/A	92.6%	92.9%	92.7%
% of Patients satisfied with the time they had to wait for an appointment	1	1	N/A	88.0%	88.8%	88.8%

* This is based on patients treated on this contract for their most recent course of treatment. Figures in italics indicate the base number of FP17s or Patient Questionnaire responses are less than 100. N/A is shown where the base number of responses is less than 10 during the period. % is calculated as Quantity/Base number*100

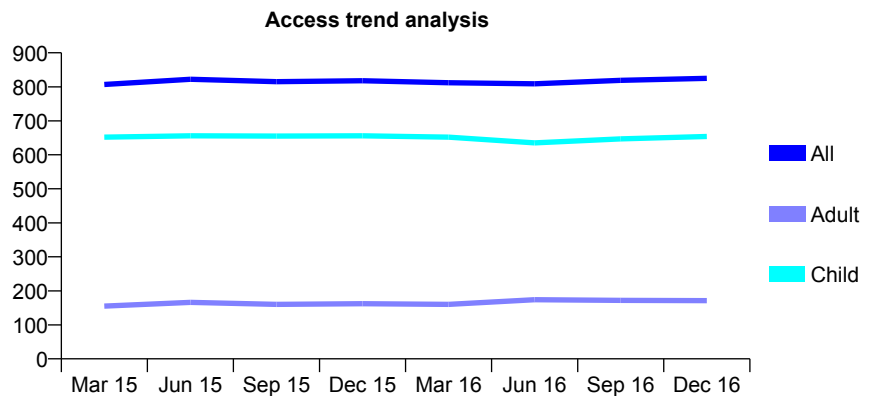
Q70 - Vital Signs At a Glance Contract Report for 919454/0001 - December 2016

Name or company name	MR BR TAYLOR
Contract type name	GDS Contract
Purpose of contract	General
Contract start date	01/04/2006
Contract end date	

16/17 Contracted general activity (UDA)	2,335
Carry forward general activity (UDA)	20
16/17 Contracted orthodontic activity (UOA)	0
Carry forward orthodontic activity (UOA)	0
Baseline contract value	£70,943.81

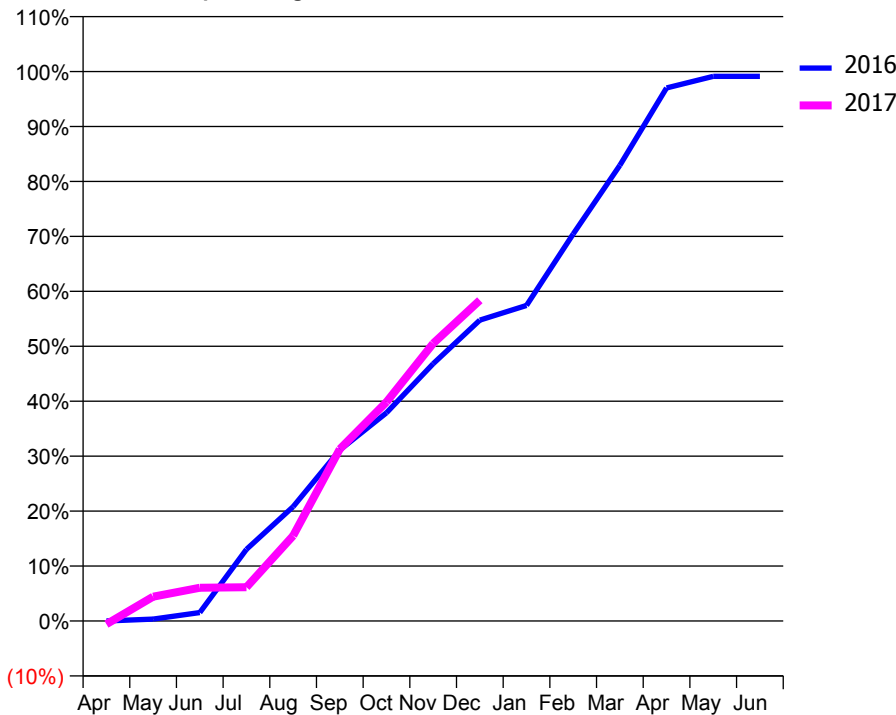
ACCESS*

Patients seen in 24 months	Total	Change since previous quarter
Quarter ending December 2015	818	
Quarter ending March 2016	812	→
Quarter ending June 2016	809	→
Quarter ending September 2016	819	→
Quarter ending December 2016	825	→
Variance since December 2015	0.9%	→



ACTIVITY

Cumulative percentage of contracted UDA delivered 2016 & 2017



Month	Adjusted Scheduled Activity (UDA)	
	2016	2017
April	0	-14
May	8	103
June	36	142
July	305	144
August	486	363
September	727	731
October	885	931
November	1,094	1,179
December	1,279	1,363
January	1,341	
February	1,645	
March	1,937	
April	2,265	
May	2,314	
June	2,314	

QUALITY

	Quantity	Base Number	Contract	AT	Region	England
% of FP17s for the same patient ID Re-attending within 3 months - Children	47	820	5.7%	10.3%	11.9%	12.4%
% of FP17s for the same patient ID Re-attending within 3 months - Adults	10	91	<i>11.0%</i>	15.1%	16.5%	16.6%
% of FP17s for the same patient ID Re-attending between 3 & 9 months - Children	562	820	68.5%	60.7%	60.2%	57.5%
% of FP17s for the same patient ID Re-attending between 3 & 9 months - Adults	45	91	<i>49.5%</i>	52.7%	52.0%	50.4%
% of FP17s for Band 1 Urgent Courses	25	743	3.4%	9.5%	9.5%	9.1%
% of FP17s Relating to Free Repair or Replacements	0	743	0.0%	0.7%	0.7%	0.8%
% of FP17s Relating to Continuations	0	743	0.0%	1.3%	1.2%	1.3%
% of Patients satisfied with the dentistry they have received	1	1	N/A	92.6%	92.9%	92.7%
% of Patients satisfied with the time they had to wait for an appointment	1	1	N/A	88.0%	88.8%	88.8%

* This is based on patients treated on this contract for their most recent course of treatment. Figures in italics indicate the base number of FP17s or Patient Questionnaire responses are less than 100. N/A is shown where the base number of responses is less than 10 during the period. % is calculated as Quantity/Base number*100

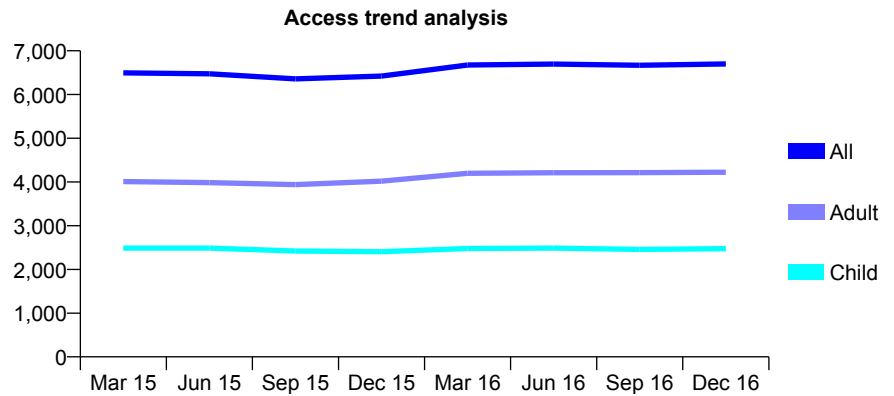
Q70 - Vital Signs At a Glance Contract Report for 919594/0001 - December 2016

Name or company name	MR AC MCLEAN
Contract type name	GDS Contract
Purpose of contract	General
Contract start date	01/04/2006
Contract end date	

16/17 Contracted general activity (UDA)	13,782
Carry forward general activity (UDA)	0
16/17 Contracted orthodontic activity (UOA)	0
Carry forward orthodontic activity (UOA)	0
Baseline contract value	£354,415.72

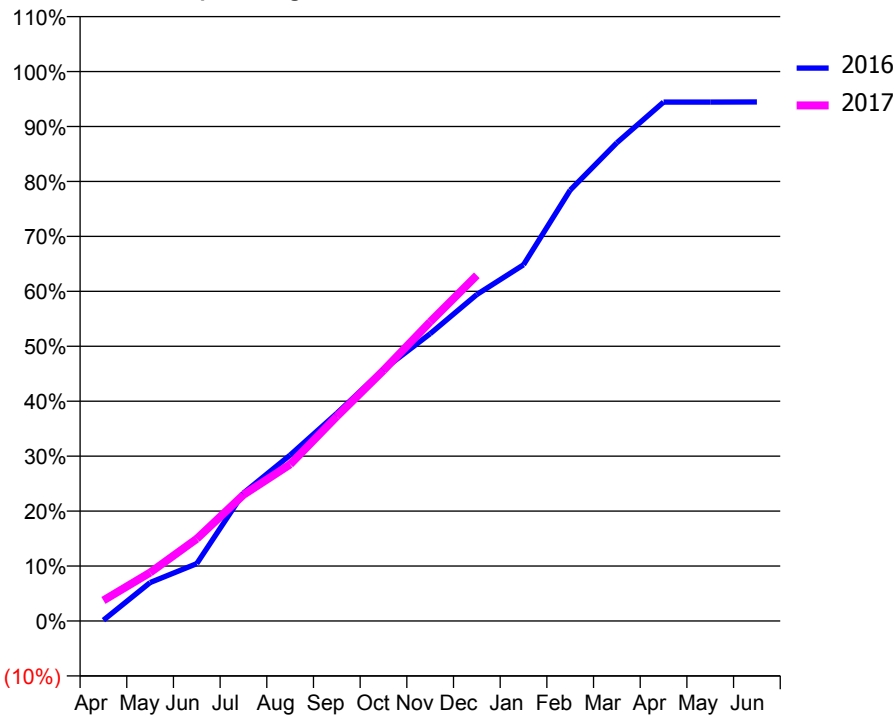
ACCESS*

Patients seen in 24 months	Total	Change since previous quarter
Quarter ending December 2015	6,423	
Quarter ending March 2016	6,676	↑
Quarter ending June 2016	6,697	→
Quarter ending September 2016	6,670	→
Quarter ending December 2016	6,699	→
Variance since December 2015	4.3%	↑



ACTIVITY

Cumulative percentage of contracted UDA delivered 2016 & 2017



Month	Adjusted Scheduled Activity (UDA)	
	2016	2017
April	21	516
May	965	1,214
June	1,439	2,061
July	3,209	3,167
August	4,163	3,927
September	5,208	5,131
October	6,310	6,287
November	7,205	7,505
December	8,188	8,672
January	8,934	
February	10,808	
March	11,996	
April	13,015	
May	13,016	
June	13,019	

QUALITY

	Quantity	Base Number	Contract	AT	Region	England
% of FP17s for the same patient ID Re-attending within 3 months - Children	214	2,584	8.3%	10.3%	11.9%	12.4%
% of FP17s for the same patient ID Re-attending within 3 months - Adults	781	3,977	19.6%	15.1%	16.5%	16.6%
% of FP17s for the same patient ID Re-attending between 3 & 9 months - Children	1,423	2,584	55.1%	60.7%	60.2%	57.5%
% of FP17s for the same patient ID Re-attending between 3 & 9 months - Adults	1,616	3,977	40.6%	52.7%	52.0%	50.4%
% of FP17s for Band 1 Urgent Courses	451	4,709	9.6%	9.5%	9.5%	9.1%
% of FP17s Relating to Free Repair or Replacements	59	4,709	1.3%	0.7%	0.7%	0.8%
% of FP17s Relating to Continuations	32	4,709	0.7%	1.3%	1.2%	1.3%
% of Patients satisfied with the dentistry they have received	4	5	N/A	92.6%	92.9%	92.7%
% of Patients satisfied with the time they had to wait for an appointment	5	5	N/A	88.0%	88.8%	88.8%

* This is based on patients treated on this contract for their most recent course of treatment. Figures in italics indicate the base number of FP17s or Patient Questionnaire responses are less than 100. N/A is shown where the base number of responses is less than 10 during the period. % is calculated as Quantity/Base number*100

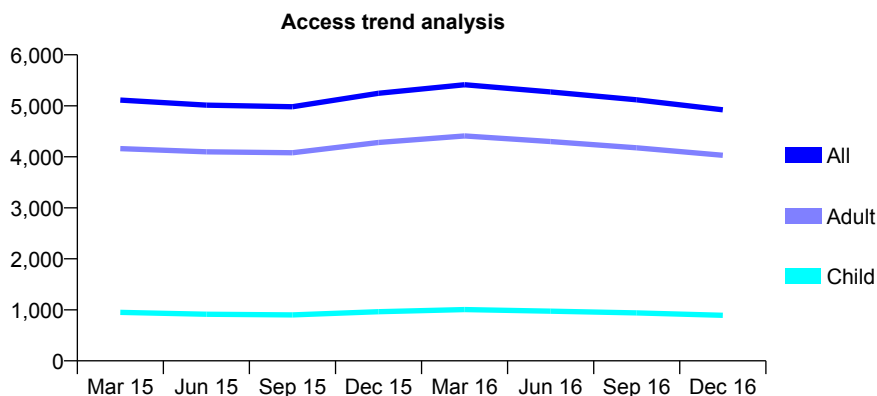
Q70 - Vital Signs At a Glance Contract Report for 920533/0002 - December 2016

Name or company name	MR PJ MORGAN
Contract type name	GDS Contract
Purpose of contract	General
Contract start date	01/04/2006
Contract end date	

16/17 Contracted general activity (UDA)	22,669
Carry forward general activity (UDA)	0
16/17 Contracted orthodontic activity (UOA)	0
Carry forward orthodontic activity (UOA)	0
Baseline contract value	£504,342.31

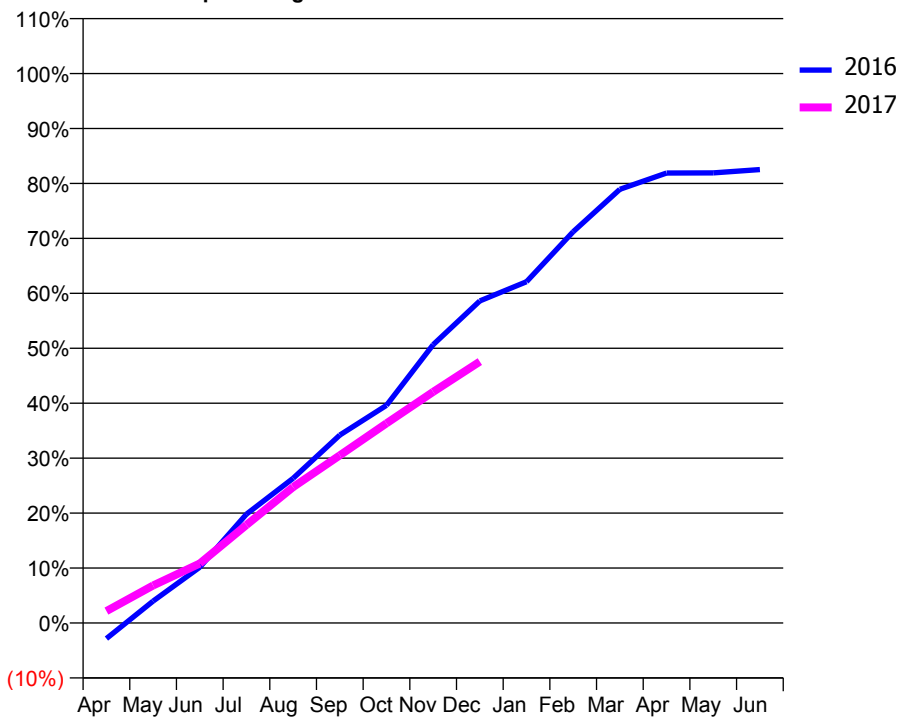
ACCESS*

Patients seen in 24 months	Total	Change since previous quarter
Quarter ending December 2015	5,245	
Quarter ending March 2016	5,414	↑
Quarter ending June 2016	5,272	↓
Quarter ending September 2016	5,117	↓
Quarter ending December 2016	4,921	↓
Variance since December 2015	(6.2%)	↓



ACTIVITY

Cumulative percentage of contracted UDA delivered 2016 & 2017



Month	Adjusted Scheduled Activity (UDA)	
	2016	2017
April	-646	494
May	903	1,551
June	2,300	2,458
July	4,491	4,047
August	5,969	5,611
September	7,755	6,920
October	8,981	8,241
November	11,482	9,535
December	13,288	10,786
January	14,080	
February	16,144	
March	17,893	
April	18,562	
May	18,568	
June	18,705	

QUALITY

	Quantity	Base Number	Contract	AT	Region	England
% of FP17s for the same patient ID Re-attending within 3 months - Children	77	971	7.9%	10.3%	11.9%	12.4%
% of FP17s for the same patient ID Re-attending within 3 months - Adults	892	4,976	17.9%	15.1%	16.5%	16.6%
% of FP17s for the same patient ID Re-attending between 3 & 9 months - Children	651	971	67.0%	60.7%	60.2%	57.5%
% of FP17s for the same patient ID Re-attending between 3 & 9 months - Adults	3,262	4,976	65.6%	52.7%	52.0%	50.4%
% of FP17s for Band 1 Urgent Courses	556	5,606	9.9%	9.5%	9.5%	9.1%
% of FP17s Relating to Free Repair or Replacements	68	5,606	1.2%	0.7%	0.7%	0.8%
% of FP17s Relating to Continuations	108	5,606	1.9%	1.3%	1.2%	1.3%
% of Patients satisfied with the dentistry they have received	7	8	N/A	92.6%	92.9%	92.7%
% of Patients satisfied with the time they had to wait for an appointment	7	8	N/A	88.0%	88.8%	88.8%

* This is based on patients treated on this contract for their most recent course of treatment. Figures in italics indicate the base number of FP17s or Patient Questionnaire responses are less than 100. N/A is shown where the base number of responses is less than 10 during the period. % is calculated as Quantity/Base number*100

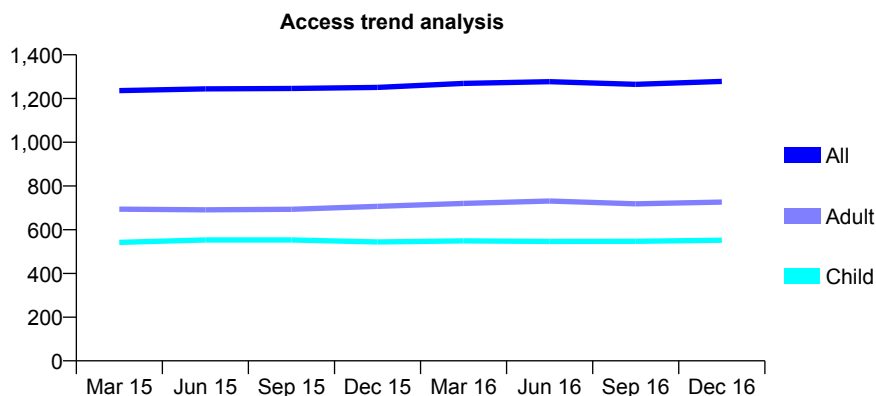
Q70 - Vital Signs At a Glance Contract Report for 921874/0001 - December 2016

Name or company name	MRS K HARINDRA
Contract type name	GDS Contract
Purpose of contract	General
Contract start date	01/04/2006
Contract end date	

16/17 Contracted general activity (UDA)	3,860
Carry forward general activity (UDA)	0
16/17 Contracted orthodontic activity (UOA)	0
Carry forward orthodontic activity (UOA)	0
Baseline contract value	£101,790.31

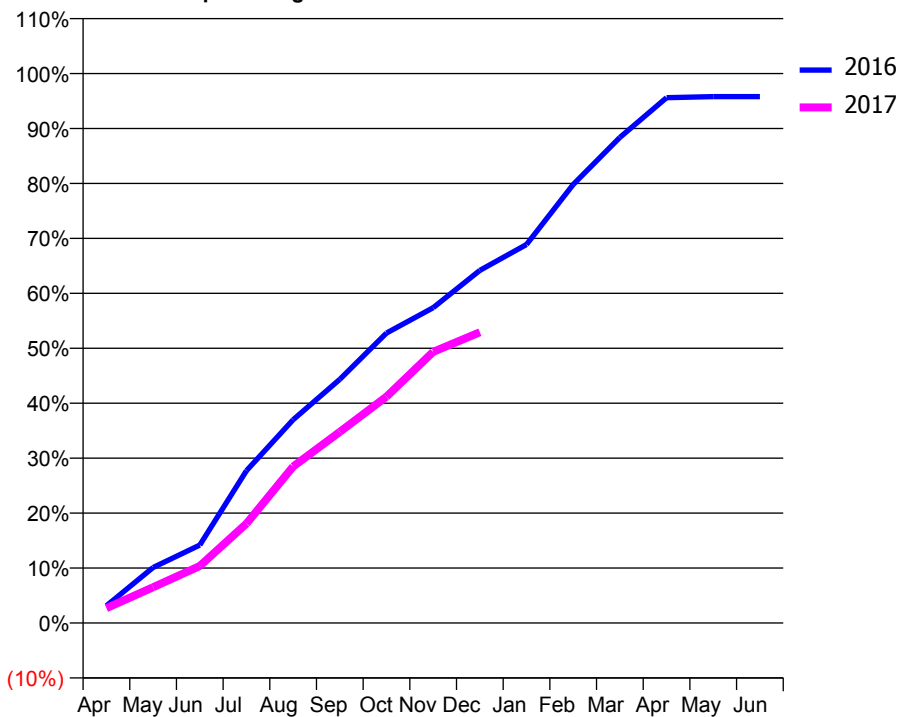
ACCESS*

Patients seen in 24 months	Total	Change since previous quarter
Quarter ending December 2015	1,251	
Quarter ending March 2016	1,269	→
Quarter ending June 2016	1,277	→
Quarter ending September 2016	1,265	→
Quarter ending December 2016	1,278	→
Variance since December 2015	2.2%	↑



ACTIVITY

Cumulative percentage of contracted UDA delivered 2016 & 2017



Month	Adjusted Scheduled Activity (UDA)	
	2016	2017
April	122	105
May	391	252
June	547	401
July	1,070	699
August	1,428	1,099
September	1,712	1,342
October	2,036	1,590
November	2,215	1,904
December	2,477	2,043
January	2,659	
February	3,080	
March	3,411	
April	3,690	
May	3,698	
June	3,698	

QUALITY

	Quantity	Base Number	Contract	AT	Region	England
% of FP17s for the same patient ID Re-attending within 3 months - Children	34	594	5.7%	10.3%	11.9%	12.4%
% of FP17s for the same patient ID Re-attending within 3 months - Adults	122	750	16.3%	15.1%	16.5%	16.6%
% of FP17s for the same patient ID Re-attending between 3 & 9 months - Children	418	594	70.4%	60.7%	60.2%	57.5%
% of FP17s for the same patient ID Re-attending between 3 & 9 months - Adults	452	750	60.3%	52.7%	52.0%	50.4%
% of FP17s for Band 1 Urgent Courses	83	1,203	6.9%	9.5%	9.5%	9.1%
% of FP17s Relating to Free Repair or Replacements	1	1,203	0.1%	0.7%	0.7%	0.8%
% of FP17s Relating to Continuations	8	1,203	0.7%	1.3%	1.2%	1.3%
% of Patients satisfied with the dentistry they have received	9	9	N/A	92.6%	92.9%	92.7%
% of Patients satisfied with the time they had to wait for an appointment	9	9	N/A	88.0%	88.8%	88.8%

* This is based on patients treated on this contract for their most recent course of treatment. Figures in italics indicate the base number of FP17s or Patient Questionnaire responses are less than 100. N/A is shown where the base number of responses is less than 10 during the period. % is calculated as Quantity/Base number*100

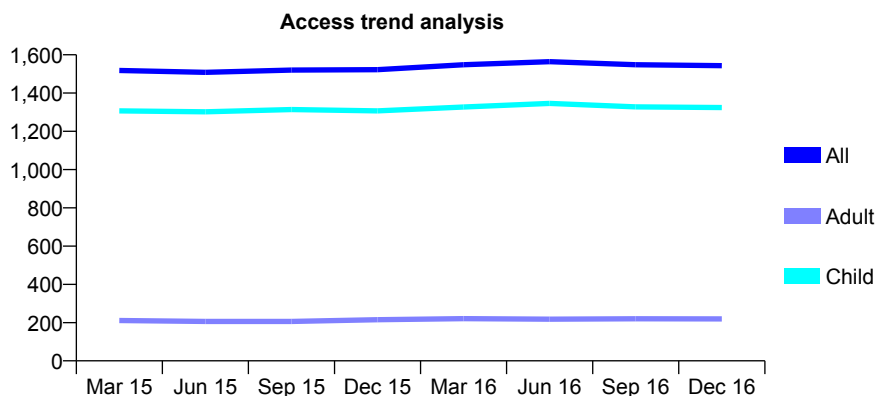
Q70 - Vital Signs At a Glance Contract Report for 923125/0001 - December 2016

Name or company name	MR IL CAPEWELL
Contract type name	GDS Contract
Purpose of contract	General
Contract start date	01/04/2006
Contract end date	

16/17 Contracted general activity (UDA)	3,133
Carry forward general activity (UDA)	55
16/17 Contracted orthodontic activity (UOA)	0
Carry forward orthodontic activity (UOA)	0
Baseline contract value	£63,968.66

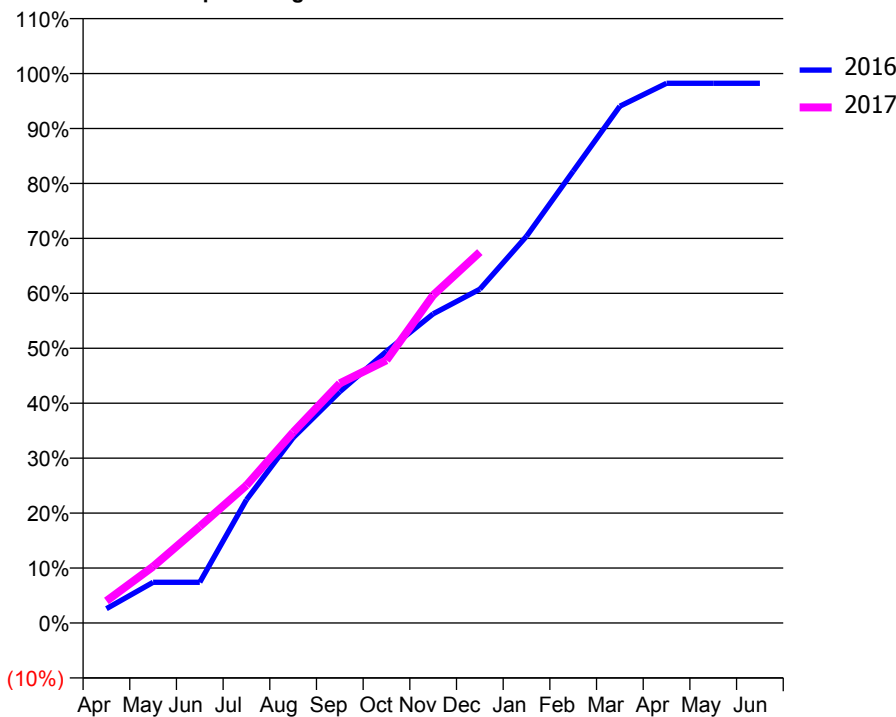
ACCESS*

Patients seen in 24 months	Total	Change since previous quarter
Quarter ending December 2015	1,522	
Quarter ending March 2016	1,548	→
Quarter ending June 2016	1,564	→
Quarter ending September 2016	1,548	↓
Quarter ending December 2016	1,543	→
Variance since December 2015	1.4%	→



ACTIVITY

Cumulative percentage of contracted UDA delivered 2016 & 2017



Month	Adjusted Scheduled Activity (UDA)	
	2016	2017
April	82	126
May	232	322
June	232	551
July	703	785
August	1,057	1,088
September	1,318	1,366
October	1,549	1,498
November	1,762	1,869
December	1,903	2,115
January	2,205	
February	2,576	
March	2,946	
April	3,077	
May	3,077	
June	3,077	

QUALITY

	Quantity	Base Number	Contract	AT	Region	England
% of FP17s for the same patient ID Re-attending within 3 months - Children	89	1,618	5.5%	10.3%	11.9%	12.4%
% of FP17s for the same patient ID Re-attending within 3 months - Adults	5	75	6.7%	15.1%	16.5%	16.6%
% of FP17s for the same patient ID Re-attending between 3 & 9 months - Children	1,114	1,618	68.9%	60.7%	60.2%	57.5%
% of FP17s for the same patient ID Re-attending between 3 & 9 months - Adults	61	75	81.3%	52.7%	52.0%	50.4%
% of FP17s for Band 1 Urgent Courses	58	1,595	3.6%	9.5%	9.5%	9.1%
% of FP17s Relating to Free Repair or Replacements	0	1,595	0.0%	0.7%	0.7%	0.8%
% of FP17s Relating to Continuations	15	1,595	0.9%	1.3%	1.2%	1.3%
% of Patients satisfied with the dentistry they have received	1	1	N/A	92.6%	92.9%	92.7%
% of Patients satisfied with the time they had to wait for an appointment	0	1	N/A	88.0%	88.8%	88.8%

* This is based on patients treated on this contract for their most recent course of treatment. Figures in italics indicate the base number of FP17s or Patient Questionnaire responses are less than 100. N/A is shown where the base number of responses is less than 10 during the period. % is calculated as Quantity/Base number*100

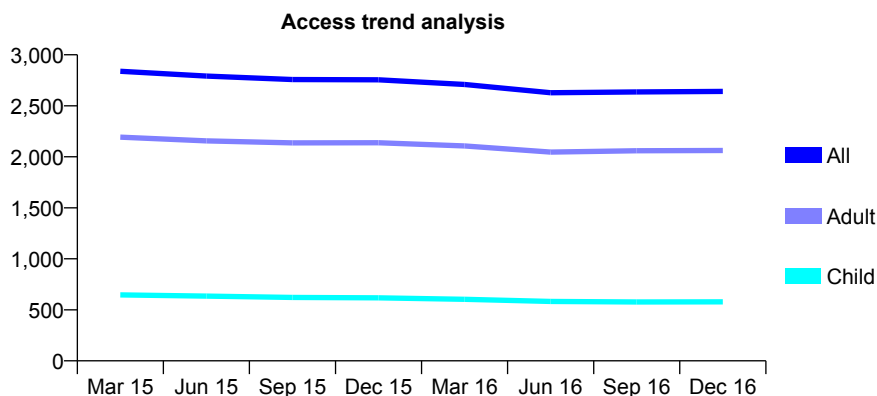
Q70 - Vital Signs At a Glance Contract Report for 926256/0001 - December 2016

Name or company name	Brighton Hill Dental Practice Partnership
Contract type name	GDS Contract
Purpose of contract	General
Contract start date	01/04/2006
Contract end date	

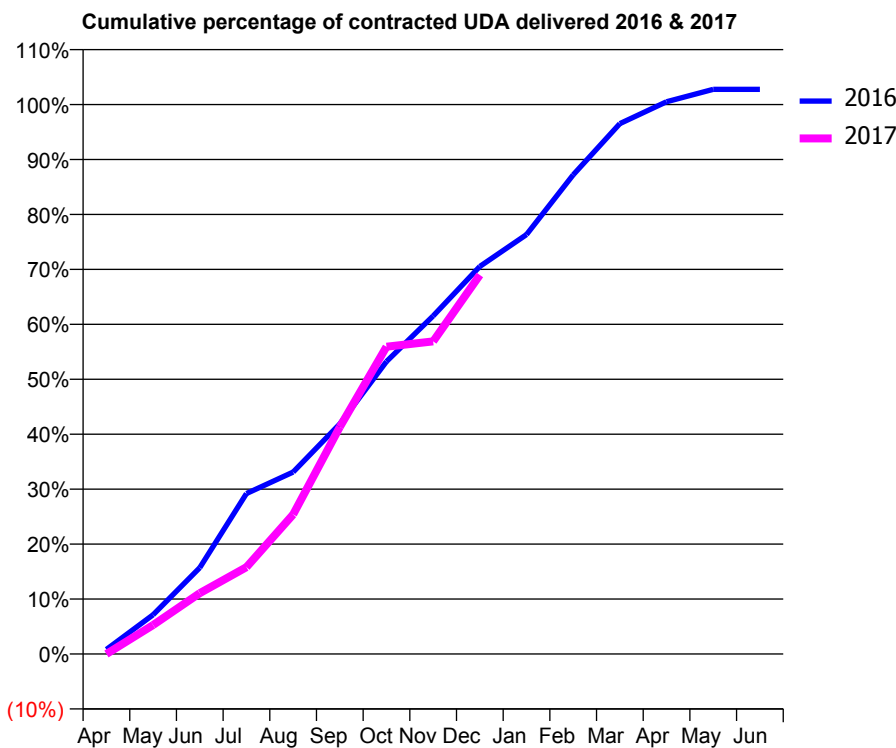
16/17 Contracted general activity (UDA)	8,765
Carry forward general activity (UDA)	0
16/17 Contracted orthodontic activity (UOA)	0
Carry forward orthodontic activity (UOA)	0
Baseline contract value	£278,235.70

ACCESS*

Patients seen in 24 months	Total	Change since previous quarter
Quarter ending December 2015	2,755	
Quarter ending March 2016	2,709	↓
Quarter ending June 2016	2,628	↓
Quarter ending September 2016	2,636	→
Quarter ending December 2016	2,641	→
Variance since December 2015	(4.1%)	↓



ACTIVITY



Month	Adjusted Scheduled Activity (UDA)	
	2016	2017
April	73	0
May	627	462
June	1,378	972
July	2,561	1,385
August	2,902	2,227
September	3,670	3,622
October	4,665	4,901
November	5,392	4,986
December	6,182	6,045
January	6,691	
February	7,644	
March	8,461	
April	8,808	
May	9,007	
June	9,007	

QUALITY

	Quantity	Base Number	Contract	AT	Region	England
% of FP17s for the same patient ID Re-attending within 3 months - Children	55	548	10.0%	10.3%	11.9%	12.4%
% of FP17s for the same patient ID Re-attending within 3 months - Adults	388	1,942	20.0%	15.1%	16.5%	16.6%
% of FP17s for the same patient ID Re-attending between 3 & 9 months - Children	240	548	43.8%	60.7%	60.2%	57.5%
% of FP17s for the same patient ID Re-attending between 3 & 9 months - Adults	814	1,942	41.9%	52.7%	52.0%	50.4%
% of FP17s for Band 1 Urgent Courses	147	2,269	6.5%	9.5%	9.5%	9.1%
% of FP17s Relating to Free Repair or Replacements	10	2,269	0.4%	0.7%	0.7%	0.8%
% of FP17s Relating to Continuations	44	2,269	1.9%	1.3%	1.2%	1.3%
% of Patients satisfied with the dentistry they have received	7	7	N/A	92.6%	92.9%	92.7%
% of Patients satisfied with the time they had to wait for an appointment	7	7	N/A	88.0%	88.8%	88.8%

* This is based on patients treated on this contract for their most recent course of treatment. Figures in italics indicate the base number of FP17s or Patient Questionnaire responses are less than 100. N/A is shown where the base number of responses is less than 10 during the period. % is calculated as Quantity/Base number*100

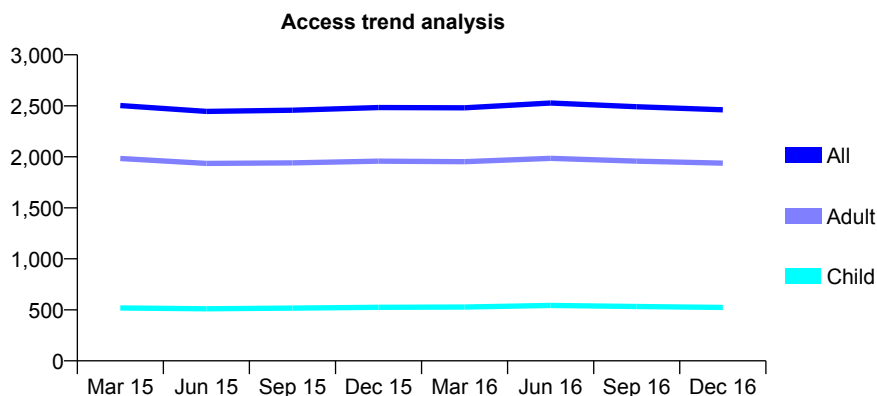
Q70 - Vital Signs At a Glance Contract Report for 933198/0001 - December 2016

Name or company name	MR H FOROUZANFAR
Contract type name	GDS Contract
Purpose of contract	General
Contract start date	01/10/2006
Contract end date	

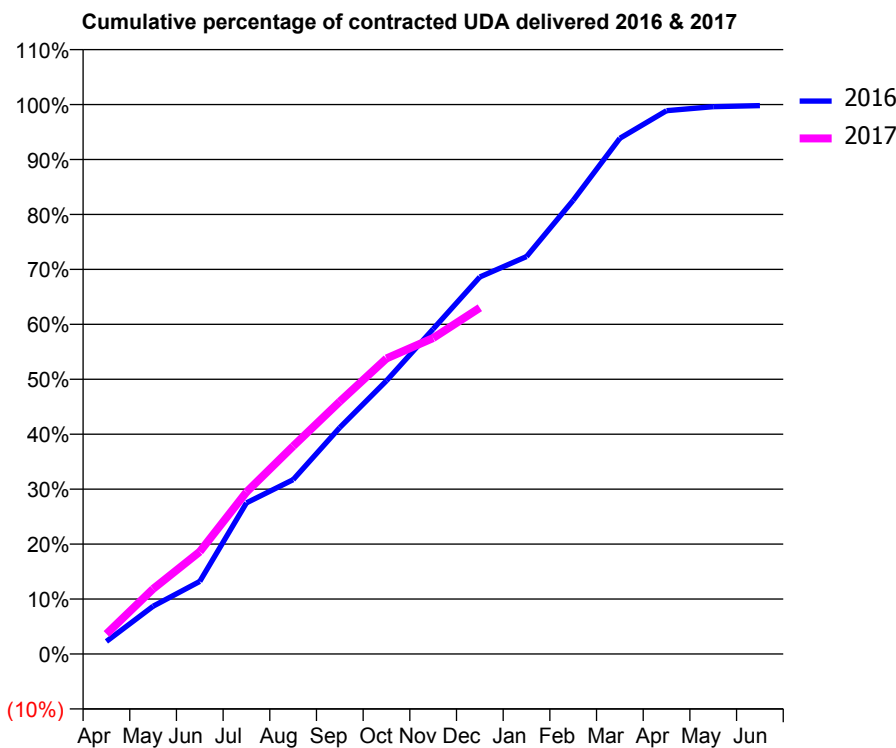
16/17 Contracted general activity (UDA)	8,329
Carry forward general activity (UDA)	16
16/17 Contracted orthodontic activity (UOA)	0
Carry forward orthodontic activity (UOA)	0
Baseline contract value	£238,177.58

ACCESS*

Patients seen in 24 months	Total	Change since previous quarter
Quarter ending December 2015	2,483	
Quarter ending March 2016	2,480	→
Quarter ending June 2016	2,528	→
Quarter ending September 2016	2,491	↓
Quarter ending December 2016	2,461	↓
Variance since December 2015	(0.9%)	→



ACTIVITY



Month	Adjusted Scheduled Activity (UDA)	
	2016	2017
April	192	305
May	725	986
June	1,100	1,551
July	2,292	2,454
August	2,642	3,150
September	3,433	3,828
October	4,142	4,480
November	4,926	4,788
December	5,716	5,249
January	6,024	
February	6,878	
March	7,816	
April	8,235	
May	8,296	
June	8,313	

QUALITY

	Quantity	Base Number	Contract	AT	Region	England
% of FP17s for the same patient ID Re-attending within 3 months - Children	24	496	4.8%	10.3%	11.9%	12.4%
% of FP17s for the same patient ID Re-attending within 3 months - Adults	266	1,704	15.6%	15.1%	16.5%	16.6%
% of FP17s for the same patient ID Re-attending between 3 & 9 months - Children	278	496	56.0%	60.7%	60.2%	57.5%
% of FP17s for the same patient ID Re-attending between 3 & 9 months - Adults	805	1,704	47.2%	52.7%	52.0%	50.4%
% of FP17s for Band 1 Urgent Courses	210	2,015	10.4%	9.5%	9.5%	9.1%
% of FP17s Relating to Free Repair or Replacements	18	2,015	0.9%	0.7%	0.7%	0.8%
% of FP17s Relating to Continuations	31	2,015	1.5%	1.3%	1.2%	1.3%
% of Patients satisfied with the dentistry they have received	0	0	N/A	92.6%	92.9%	92.7%
% of Patients satisfied with the time they had to wait for an appointment	0	0	N/A	88.0%	88.8%	88.8%

* This is based on patients treated on this contract for their most recent course of treatment. Figures in italics indicate the base number of FP17s or Patient Questionnaire responses are less than 100. N/A is shown where the base number of responses is less than 10 during the period. % is calculated as Quantity/Base number*100

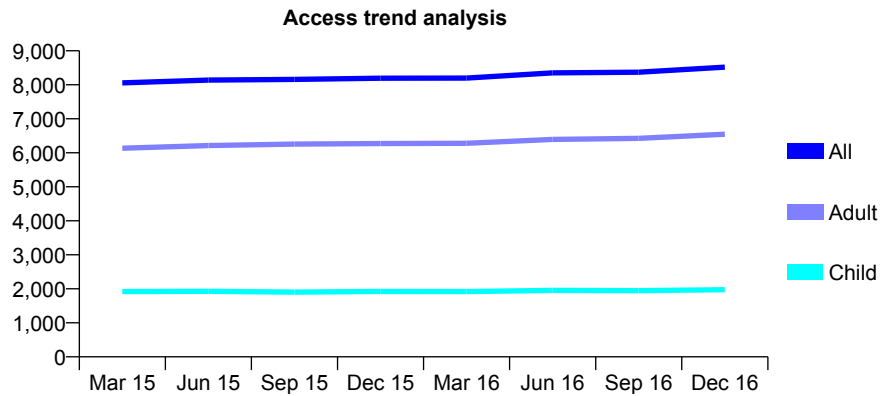
Q70 - Vital Signs At a Glance Contract Report for 936693/0001 - December 2016

Name or company name	MR MM MANSOURIAN
Contract type name	GDS Contract
Purpose of contract	General
Contract start date	01/04/2006
Contract end date	

16/17 Contracted general activity (UDA)	24,661
Carry forward general activity (UDA)	209
16/17 Contracted orthodontic activity (UOA)	0
Carry forward orthodontic activity (UOA)	0
Baseline contract value	£687,619.55

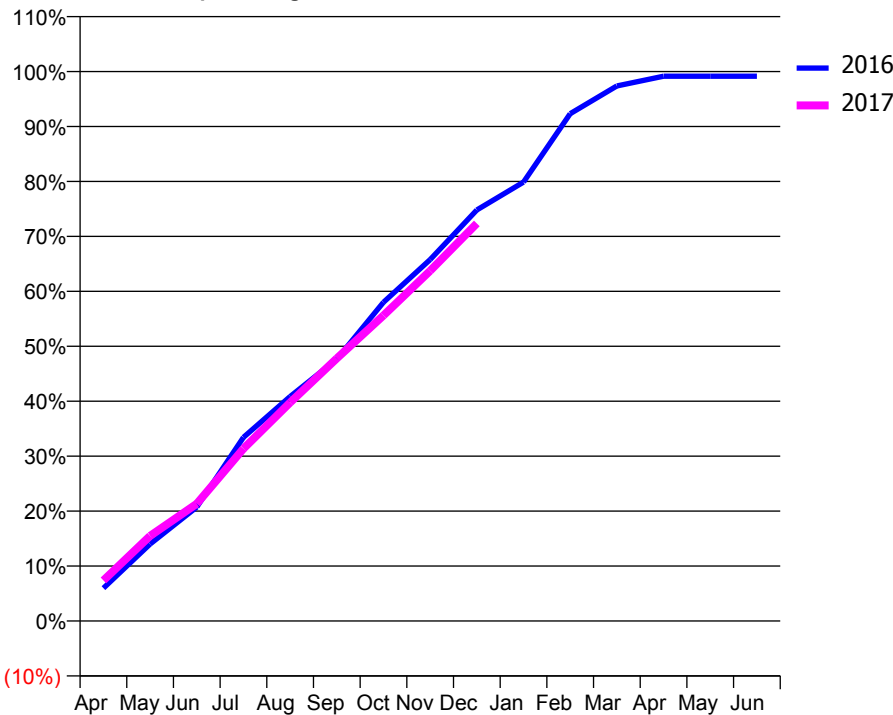
ACCESS*

Patients seen in 24 months	Total	Change since previous quarter
Quarter ending December 2015	8,195	
Quarter ending March 2016	8,199	→
Quarter ending June 2016	8,350	→
Quarter ending September 2016	8,372	→
Quarter ending December 2016	8,521	→
Variance since December 2015	4.0%	↑



ACTIVITY

Cumulative percentage of contracted UDA delivered 2016 & 2017



Month	Adjusted Scheduled Activity (UDA)	
	2016	2017
April	1,476	1,824
May	3,457	3,820
June	5,116	5,265
July	8,245	7,738
August	10,074	9,808
September	11,749	11,788
October	14,306	13,713
November	16,221	15,716
December	18,446	17,844
January	19,700	
February	22,768	
March	24,013	
April	24,448	
May	24,451	
June	24,452	

QUALITY

	Quantity	Base Number	Contract	AT	Region	England
% of FP17s for the same patient ID Re-attending within 3 months - Children	182	2,499	7.3%	10.3%	11.9%	12.4%
% of FP17s for the same patient ID Re-attending within 3 months - Adults	992	8,013	12.4%	15.1%	16.5%	16.6%
% of FP17s for the same patient ID Re-attending between 3 & 9 months - Children	1,736	2,499	69.5%	60.7%	60.2%	57.5%
% of FP17s for the same patient ID Re-attending between 3 & 9 months - Adults	5,380	8,013	67.1%	52.7%	52.0%	50.4%
% of FP17s for Band 1 Urgent Courses	630	10,266	6.1%	9.5%	9.5%	9.1%
% of FP17s Relating to Free Repair or Replacements	37	10,266	0.4%	0.7%	0.7%	0.8%
% of FP17s Relating to Continuations	58	10,266	0.6%	1.3%	1.2%	1.3%
% of Patients satisfied with the dentistry they have received	15	15	100.0%	92.6%	92.9%	92.7%
% of Patients satisfied with the time they had to wait for an appointment	14	15	93.3%	88.0%	88.8%	88.8%

* This is based on patients treated on this contract for their most recent course of treatment. Figures in italics indicate the base number of FP17s or Patient Questionnaire responses are less than 100. N/A is shown where the base number of responses is less than 10 during the period. % is calculated as Quantity/Base number*100

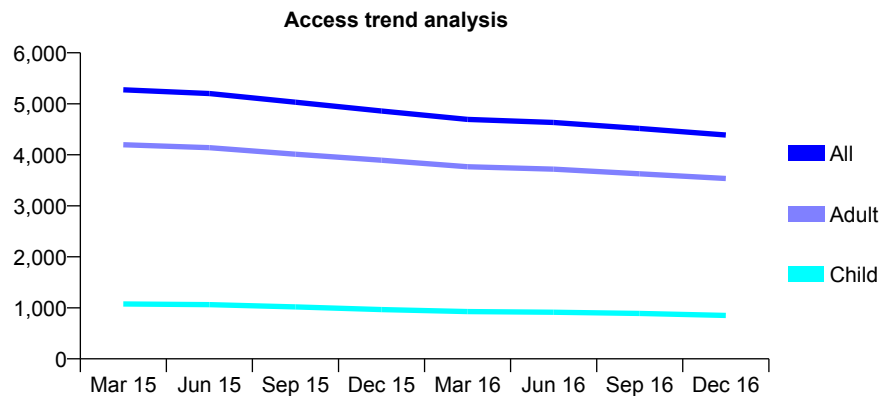
Q70 - Vital Signs At a Glance Contract Report for 939900/0002 - December 2016

Name or company name	MRS KM ROWLAND
Contract type name	GDS Contract
Purpose of contract	General
Contract start date	01/01/2008
Contract end date	

16/17 Contracted general activity (UDA)	16,074
Carry forward general activity (UDA)	107
16/17 Contracted orthodontic activity (UOA)	0
Carry forward orthodontic activity (UOA)	0
Baseline contract value	£349,565.46

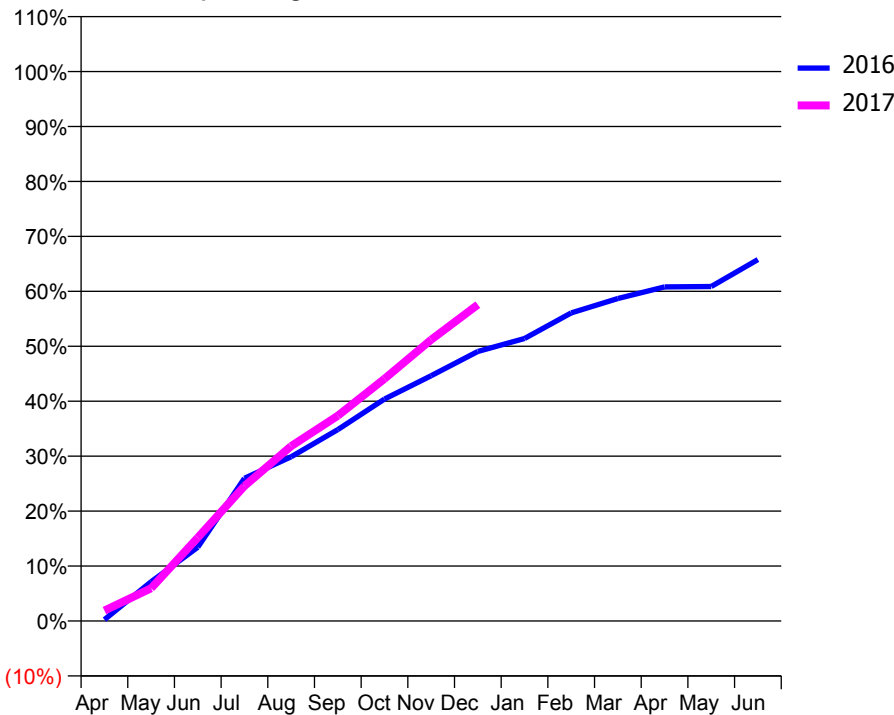
ACCESS*

Patients seen in 24 months	Total	Change since previous quarter
Quarter ending December 2015	4,859	
Quarter ending March 2016	4,693	↓
Quarter ending June 2016	4,633	↓
Quarter ending September 2016	4,516	↓
Quarter ending December 2016	4,389	↓
Variance since December 2015	(9.7%)	↓



ACTIVITY

Cumulative percentage of contracted UDA delivered 2016 & 2017



Month	Adjusted Scheduled Activity (UDA)	
	2016	2017
April	41	305
May	1,151	957
June	2,157	2,442
July	4,177	3,951
August	4,804	5,115
September	5,598	6,005
October	6,493	7,084
November	7,176	8,229
December	7,887	9,255
January	8,263	
February	9,012	
March	9,434	
April	9,774	
May	9,784	
June	10,573	

QUALITY

	Quantity	Base Number	Contract	AT	Region	England
% of FP17s for the same patient ID Re-attending within 3 months - Children	72	1,168	6.2%	10.3%	11.9%	12.4%
% of FP17s for the same patient ID Re-attending within 3 months - Adults	494	4,255	11.6%	15.1%	16.5%	16.6%
% of FP17s for the same patient ID Re-attending between 3 & 9 months - Children	594	1,168	50.9%	60.7%	60.2%	57.5%
% of FP17s for the same patient ID Re-attending between 3 & 9 months - Adults	1,909	4,255	44.9%	52.7%	52.0%	50.4%
% of FP17s for Band 1 Urgent Courses	234	4,794	4.9%	9.5%	9.5%	9.1%
% of FP17s Relating to Free Repair or Replacements	53	4,794	1.1%	0.7%	0.7%	0.8%
% of FP17s Relating to Continuations	58	4,794	1.2%	1.3%	1.2%	1.3%
% of Patients satisfied with the dentistry they have received	3	4	N/A	92.6%	92.9%	92.7%
% of Patients satisfied with the time they had to wait for an appointment	2	4	N/A	88.0%	88.8%	88.8%

* This is based on patients treated on this contract for their most recent course of treatment. Figures in italics indicate the base number of FP17s or Patient Questionnaire responses are less than 100. N/A is shown where the base number of responses is less than 10 during the period. % is calculated as Quantity/Base number*100

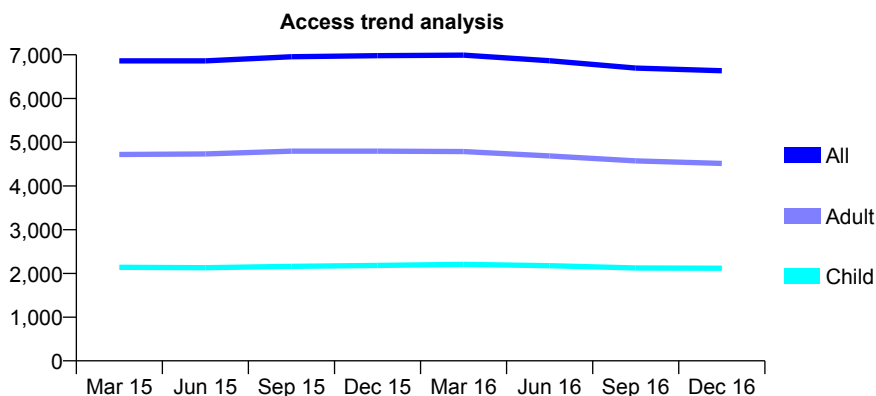
Q70 - Vital Signs At a Glance Contract Report for 942316/0001 - December 2016

Name or company name	MS A SINGH
Contract type name	GDS Contract
Purpose of contract	General
Contract start date	01/04/2006
Contract end date	

16/17 Contracted general activity (UDA)	14,243
Carry forward general activity (UDA)	-1
16/17 Contracted orthodontic activity (UOA)	0
Carry forward orthodontic activity (UOA)	0
Baseline contract value	£420,860.06

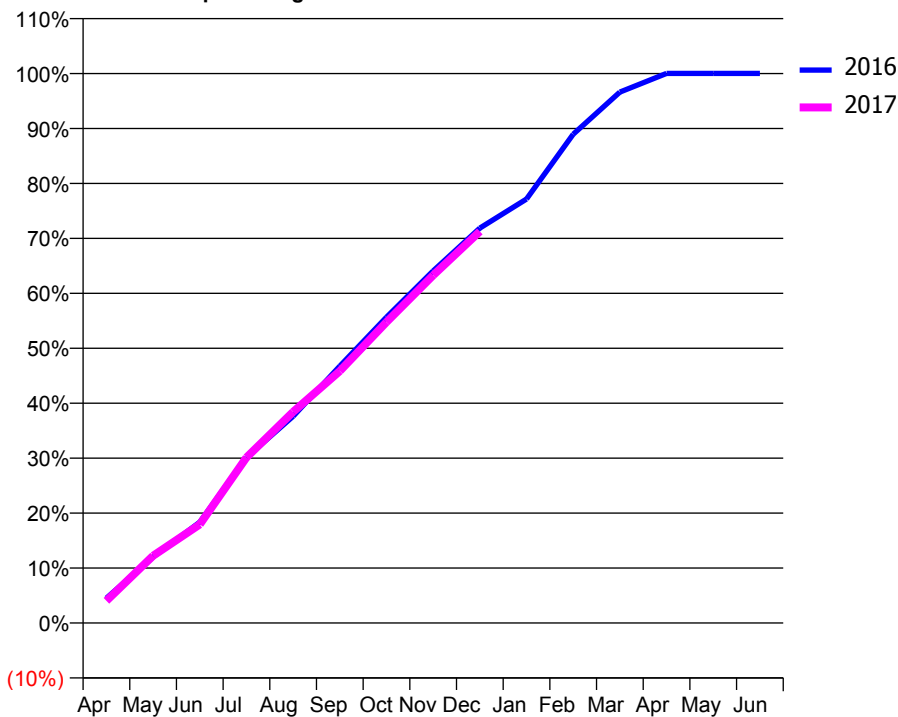
ACCESS*

Patients seen in 24 months	Total	Change since previous quarter
Quarter ending December 2015	6,980	
Quarter ending March 2016	6,993	→
Quarter ending June 2016	6,865	↓
Quarter ending September 2016	6,698	↓
Quarter ending December 2016	6,634	→
Variance since December 2015	(5.0%)	↓



ACTIVITY

Cumulative percentage of contracted UDA delivered 2016 & 2017



Month	Adjusted Scheduled Activity (UDA)	
	2016	2017
April	645	574
May	1,711	1,742
June	2,614	2,556
July	4,292	4,293
August	5,359	5,474
September	6,660	6,529
October	7,929	7,799
November	9,125	9,014
December	10,236	10,150
January	10,988	
February	12,671	
March	13,762	
April	14,244	
May	14,244	
June	14,244	

QUALITY

	Quantity	Base Number	Contract	AT	Region	England
% of FP17s for the same patient ID Re-attending within 3 months - Children	118	2,350	5.0%	10.3%	11.9%	12.4%
% of FP17s for the same patient ID Re-attending within 3 months - Adults	388	4,185	9.3%	15.1%	16.5%	16.6%
% of FP17s for the same patient ID Re-attending between 3 & 9 months - Children	1,480	2,350	63.0%	60.7%	60.2%	57.5%
% of FP17s for the same patient ID Re-attending between 3 & 9 months - Adults	2,095	4,185	50.1%	52.7%	52.0%	50.4%
% of FP17s for Band 1 Urgent Courses	135	6,256	2.2%	9.5%	9.5%	9.1%
% of FP17s Relating to Free Repair or Replacements	30	6,256	0.5%	0.7%	0.7%	0.8%
% of FP17s Relating to Continuations	135	6,256	2.2%	1.3%	1.2%	1.3%
% of Patients satisfied with the dentistry they have received	4	4	N/A	92.6%	92.9%	92.7%
% of Patients satisfied with the time they had to wait for an appointment	2	4	N/A	88.0%	88.8%	88.8%

* This is based on patients treated on this contract for their most recent course of treatment. Figures in italics indicate the base number of FP17s or Patient Questionnaire responses are less than 100. N/A is shown where the base number of responses is less than 10 during the period. % is calculated as Quantity/Base number*100

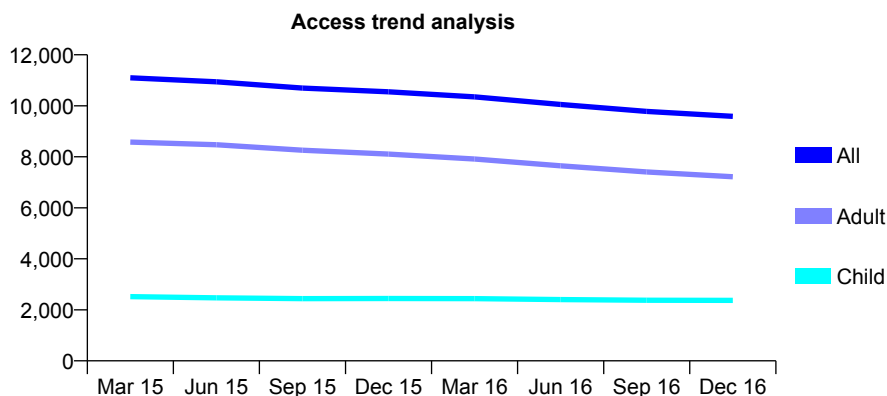
Q70 - Vital Signs At a Glance Contract Report for 942316/0003 - December 2016

Name or company name	MS A SINGH
Contract type name	GDS Contract
Purpose of contract	General
Contract start date	08/08/2011
Contract end date	

16/17 Contracted general activity (UDA)	30,000
Carry forward general activity (UDA)	0
16/17 Contracted orthodontic activity (UOA)	0
Carry forward orthodontic activity (UOA)	0
Baseline contract value	£777,362.39

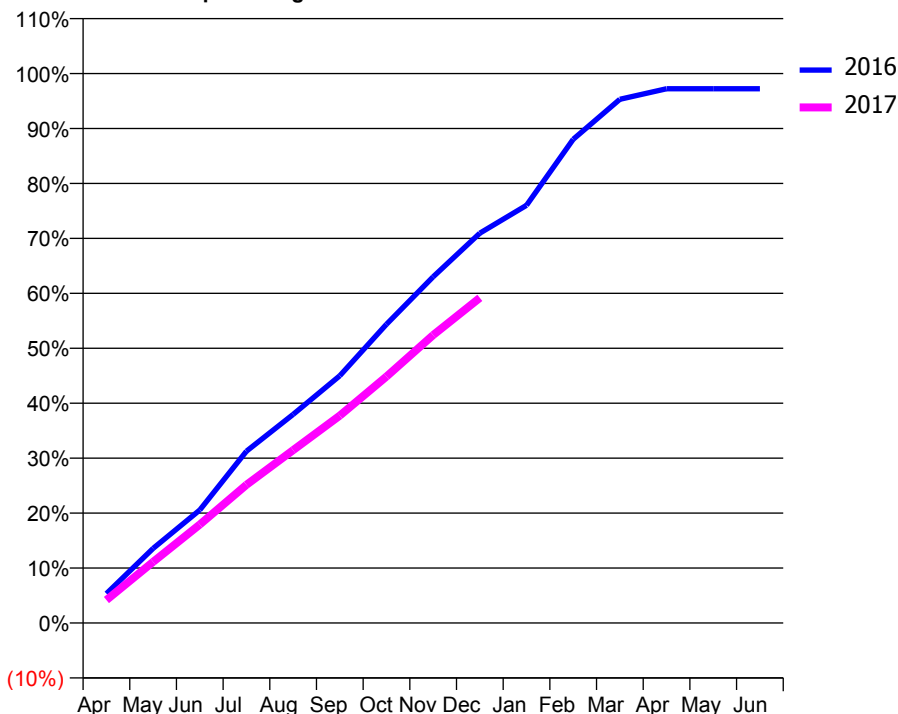
ACCESS*

Patients seen in 24 months	Total	Change since previous quarter
Quarter ending December 2015	10,551	
Quarter ending March 2016	10,352	↓
Quarter ending June 2016	10,054	↓
Quarter ending September 2016	9,781	↓
Quarter ending December 2016	9,588	↓
Variance since December 2015	(9.1%)	↓



ACTIVITY

Cumulative percentage of contracted UDA delivered 2016 & 2017



Month	Adjusted Scheduled Activity (UDA)	
	2016	2017
April	1,602	1,254
May	4,074	3,340
June	6,168	5,374
July	9,383	7,544
August	11,386	9,440
September	13,503	11,327
October	16,314	13,457
November	18,901	15,724
December	21,285	17,753
January	22,805	
February	26,412	
March	28,590	
April	29,168	
May	29,168	
June	29,170	

QUALITY

	Quantity	Base Number	Contract	AT	Region	England
% of FP17s for the same patient ID Re-attending within 3 months - Children	278	2,986	9.3%	10.3%	11.9%	12.4%
% of FP17s for the same patient ID Re-attending within 3 months - Adults	1,263	8,419	15.0%	15.1%	16.5%	16.6%
% of FP17s for the same patient ID Re-attending between 3 & 9 months - Children	2,096	2,986	70.2%	60.7%	60.2%	57.5%
% of FP17s for the same patient ID Re-attending between 3 & 9 months - Adults	5,739	8,419	68.2%	52.7%	52.0%	50.4%
% of FP17s for Band 1 Urgent Courses	1,166	10,996	10.6%	9.5%	9.5%	9.1%
% of FP17s Relating to Free Repair or Replacements	88	10,996	0.8%	0.7%	0.7%	0.8%
% of FP17s Relating to Continuations	42	10,996	0.4%	1.3%	1.2%	1.3%
% of Patients satisfied with the dentistry they have received	7	7	N/A	92.6%	92.9%	92.7%
% of Patients satisfied with the time they had to wait for an appointment	6	7	N/A	88.0%	88.8%	88.8%

* This is based on patients treated on this contract for their most recent course of treatment. Figures in italics indicate the base number of FP17s or Patient Questionnaire responses are less than 100. N/A is shown where the base number of responses is less than 10 during the period. % is calculated as Quantity/Base number*100

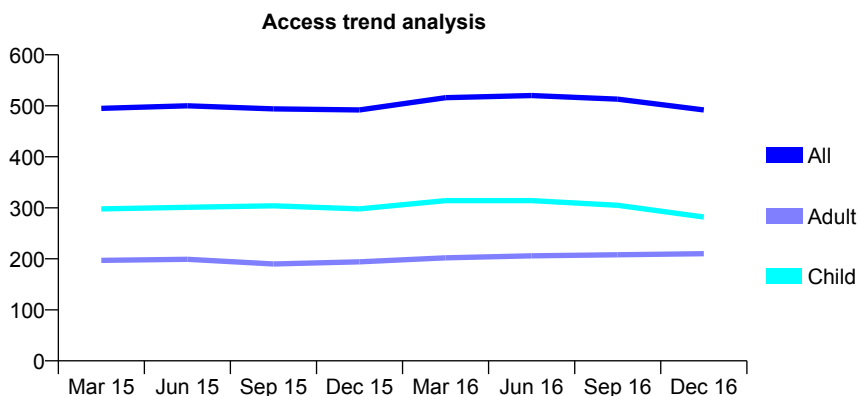
Q70 - Vital Signs At a Glance Contract Report for 944203/0001 - December 2016

Name or company name	MISS G AZIZI
Contract type name	GDS Contract
Purpose of contract	General
Contract start date	01/04/2006
Contract end date	

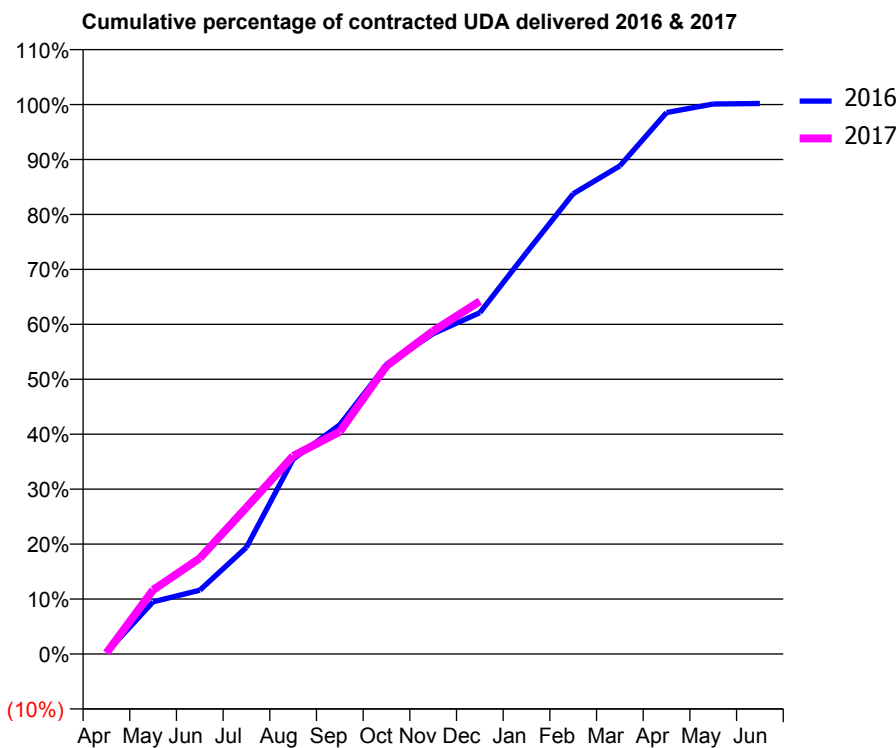
16/17 Contracted general activity (UDA)	1,094
Carry forward general activity (UDA)	-2
16/17 Contracted orthodontic activity (UOA)	0
Carry forward orthodontic activity (UOA)	0
Baseline contract value	£26,749.98

ACCESS*

Patients seen in 24 months	Total	Change since previous quarter
Quarter ending December 2015	492	
Quarter ending March 2016	516	↑
Quarter ending June 2016	520	→
Quarter ending September 2016	513	↓
Quarter ending December 2016	492	↓
Variance since December 2015	0.0%	→



ACTIVITY



Month	Adjusted Scheduled Activity (UDA)	
	2016	2017
April	3	2
May	104	128
June	127	191
July	212	292
August	388	394
September	456	443
October	576	574
November	638	643
December	679	702
January	799	
February	916	
March	972	
April	1,078	
May	1,095	
June	1,096	

QUALITY

	Quantity	Base Number	Contract	AT	Region	England
% of FP17s for the same patient ID Re-attending within 3 months - Children	17	381	4.5%	10.3%	11.9%	12.4%
% of FP17s for the same patient ID Re-attending within 3 months - Adults	22	211	10.4%	15.1%	16.5%	16.6%
% of FP17s for the same patient ID Re-attending between 3 & 9 months - Children	218	381	57.2%	60.7%	60.2%	57.5%
% of FP17s for the same patient ID Re-attending between 3 & 9 months - Adults	125	211	59.2%	52.7%	52.0%	50.4%
% of FP17s for Band 1 Urgent Courses	21	519	4.0%	9.5%	9.5%	9.1%
% of FP17s Relating to Free Repair or Replacements	0	519	0.0%	0.7%	0.7%	0.8%
% of FP17s Relating to Continuations	0	519	0.0%	1.3%	1.2%	1.3%
% of Patients satisfied with the dentistry they have received	1	1	N/A	92.6%	92.9%	92.7%
% of Patients satisfied with the time they had to wait for an appointment	1	1	N/A	88.0%	88.8%	88.8%

* This is based on patients treated on this contract for their most recent course of treatment. Figures in italics indicate the base number of FP17s or Patient Questionnaire responses are less than 100. N/A is shown where the base number of responses is less than 10 during the period. % is calculated as Quantity/Base number*100

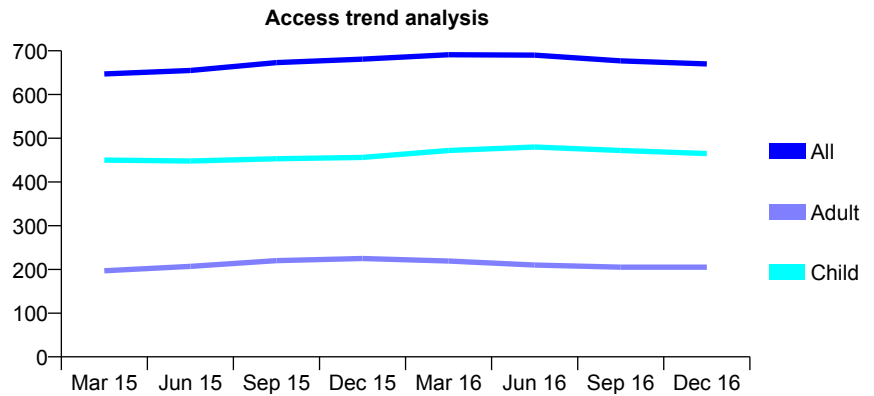
Q70 - Vital Signs At a Glance Contract Report for 952877/0001 - December 2016

Name or company name	MR AJ HAWKER
Contract type name	GDS Contract
Purpose of contract	General and Orthodontic
Contract start date	01/04/2006
Contract end date	

16/17 Contracted general activity (UDA)	1,450
Carry forward general activity (UDA)	0
16/17 Contracted orthodontic activity (UOA)	0
Carry forward orthodontic activity (UOA)	0
Baseline contract value	£39,032.12

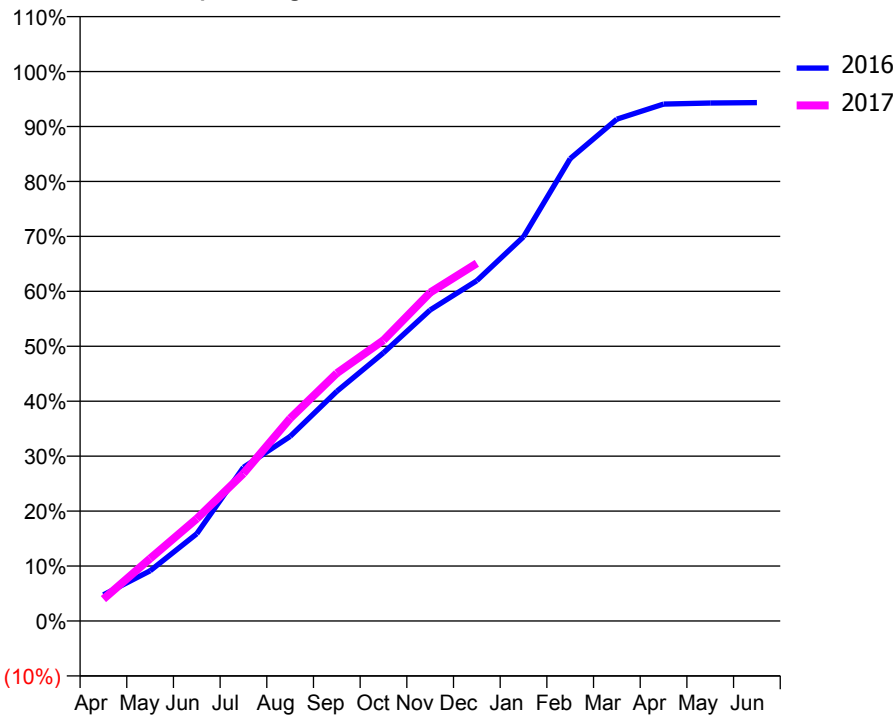
ACCESS*

Patients seen in 24 months	Total	Change since previous quarter
Quarter ending December 2015	681	
Quarter ending March 2016	691	→
Quarter ending June 2016	690	→
Quarter ending September 2016	677	↓
Quarter ending December 2016	670	↓
Variance since December 2015	(1.6%)	↓



ACTIVITY

Cumulative percentage of contracted UDA delivered 2016 & 2017



Month	Adjusted Scheduled Activity (UDA)	
	2016	2017
April	69	58
May	133	165
June	230	270
July	406	389
August	487	535
September	606	654
October	708	741
November	821	867
December	898	944
January	1,014	
February	1,220	
March	1,324	
April	1,364	
May	1,367	
June	1,368	

QUALITY

	Quantity	Base Number	Contract	AT	Region	England
% of FP17s for the same patient ID Re-attending within 3 months - Children	50	600	8.3%	10.3%	11.9%	12.4%
% of FP17s for the same patient ID Re-attending within 3 months - Adults	29	165	17.6%	15.1%	16.5%	16.6%
% of FP17s for the same patient ID Re-attending between 3 & 9 months - Children	406	600	67.7%	60.7%	60.2%	57.5%
% of FP17s for the same patient ID Re-attending between 3 & 9 months - Adults	93	165	56.4%	52.7%	52.0%	50.4%
% of FP17s for Band 1 Urgent Courses	34	710	4.8%	9.5%	9.5%	9.1%
% of FP17s Relating to Free Repair or Replacements	0	710	0.0%	0.7%	0.7%	0.8%
% of FP17s Relating to Continuations	4	710	0.6%	1.3%	1.2%	1.3%
% of Patients satisfied with the dentistry they have received	0	0	N/A	92.6%	92.9%	92.7%
% of Patients satisfied with the time they had to wait for an appointment	0	0	N/A	88.0%	88.8%	88.8%

* This is based on patients treated on this contract for their most recent course of treatment. Figures in italics indicate the base number of FP17s or Patient Questionnaire responses are less than 100. N/A is shown where the base number of responses is less than 10 during the period. % is calculated as Quantity/Base number*100

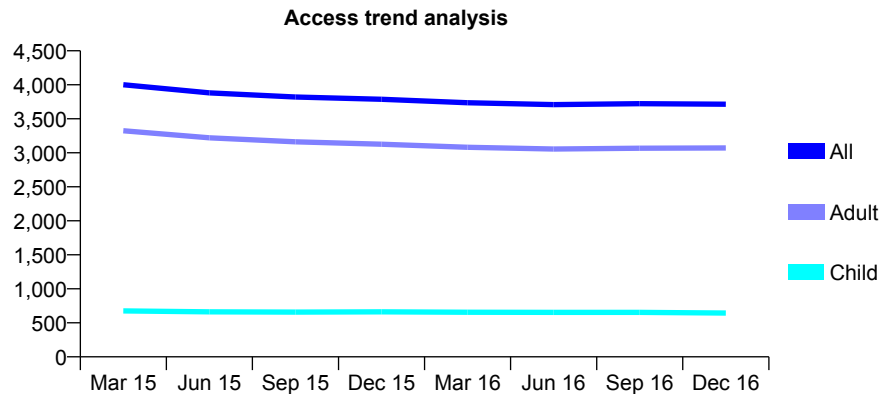
Q70 - Vital Signs At a Glance Contract Report for 979465/0001 - December 2016

Name or company name	MR SJ MCCREA
Contract type name	GDS Contract
Purpose of contract	General
Contract start date	01/04/2006
Contract end date	

16/17 Contracted general activity (UDA)	13,000
Carry forward general activity (UDA)	0
16/17 Contracted orthodontic activity (UOA)	0
Carry forward orthodontic activity (UOA)	0
Baseline contract value	£334,397.28

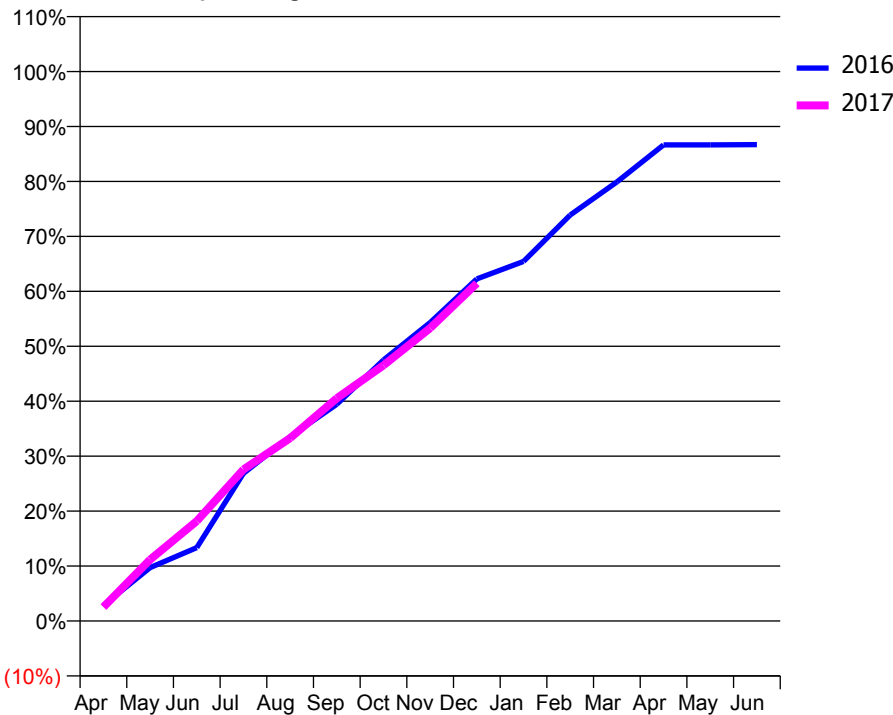
ACCESS*

Patients seen in 24 months	Total	Change since previous quarter
Quarter ending December 2015	3,787	
Quarter ending March 2016	3,736	↓
Quarter ending June 2016	3,709	→
Quarter ending September 2016	3,722	→
Quarter ending December 2016	3,715	→
Variance since December 2015	(1.9%)	↓



ACTIVITY

Cumulative percentage of contracted UDA delivered 2016 & 2017



Month	Adjusted Scheduled Activity (UDA)	
	2016	2017
April	372	330
May	1,263	1,451
June	1,738	2,363
July	3,495	3,584
August	4,360	4,327
September	5,129	5,271
October	6,176	6,049
November	7,062	6,929
December	8,094	7,991
January	8,506	
February	9,604	
March	10,388	
April	11,263	
May	11,263	
June	11,271	

QUALITY

	Quantity	Base Number	Contract	AT	Region	England
% of FP17s for the same patient ID Re-attending within 3 months - Children	40	685	5.8%	10.3%	11.9%	12.4%
% of FP17s for the same patient ID Re-attending within 3 months - Adults	428	3,329	12.9%	15.1%	16.5%	16.6%
% of FP17s for the same patient ID Re-attending between 3 & 9 months - Children	347	685	50.7%	60.7%	60.2%	57.5%
% of FP17s for the same patient ID Re-attending between 3 & 9 months - Adults	1,773	3,329	53.3%	52.7%	52.0%	50.4%
% of FP17s for Band 1 Urgent Courses	239	3,649	6.5%	9.5%	9.5%	9.1%
% of FP17s Relating to Free Repair or Replacements	29	3,649	0.8%	0.7%	0.7%	0.8%
% of FP17s Relating to Continuations	52	3,649	1.4%	1.3%	1.2%	1.3%
% of Patients satisfied with the dentistry they have received	7	7	N/A	92.6%	92.9%	92.7%
% of Patients satisfied with the time they had to wait for an appointment	7	7	N/A	88.0%	88.8%	88.8%

* This is based on patients treated on this contract for their most recent course of treatment. Figures in italics indicate the base number of FP17s or Patient Questionnaire responses are less than 100. N/A is shown where the base number of responses is less than 10 during the period. % is calculated as Quantity/Base number*100